



PONTE SULLO STRETTO DI MESSINA



PROGETTO DEFINITIVO

EUROLINK S.C.p.A.

IMPREGILO S.p.A. (MANDATARIA)
SOCIETÀ ITALIANA PER CONDOTTE D'ACQUA S.p.A. (MANDANTE)
COOPERATIVA MURATORI E CEMENTISTI - C.M.C. DI RAVENNA SOC. COOP. A.R.L. (MANDANTE)
SACYR S.A.U. (MANDANTE)
ISHIKAWAJIMA - HARIMA HEAVY INDUSTRIES CO. LTD (MANDANTE)
A.C.I. S.C.P.A. - CONSORZIO STABILE (MANDANTE)

 <p>IL PROGETTISTA Dott. Ing. F. Colla Ordine Ingegneri Milano n° 20355 Dott. Ing. E. Pagani Ordine Ingegneri Milano n° 15408</p> 	<p>IL CONTRAENTE GENERALE</p> <p>Project Manager (Ing. P.P. Marcheselli)</p>	<p>STRETTO DI MESSINA Direttore Generale e RUP Validazione (Ing. G. Fiammenghi)</p>	<p>STRETTO DI MESSINA Amministratore Delegato (Dott. P. Ciucci)</p>
--------------------------------------------------------------------------------------------------------------------------------------------------------------------------------------------------------------------------------------------------------------------------------------------------------------------------------------	----------------------------------------------------------------------------------	-------------------------------------------------------------------------------------------------	-----------------------------------------------------------------------------

<p><i>Unità Funzionale</i></p> <p><i>Tipo di sistema</i></p> <p><i>Raggruppamento di opere/attività</i></p> <p><i>Opera - tratto d'opera - parte d'opera</i></p> <p><i>Titolo del documento</i></p>	<p>COLLEGAMENTI SICILIA</p> <p>INFRASTRUTTURA FERROVIARIA OPERE CIVILI</p> <p>LINEA FERROVIARIA DA OPERA DI ATTRAVERSAMENTO A STAZIONE DI ME</p> <p>PIAZZALE TRIAGE – FABBRICATO TECNOLOGICO E ASSISTENZA SANITARIA</p> <p>ALLEGATO ALLA RELAZIONE DI PREDIMENSIONAMENTO DELLE STRUTTURE</p>	<p>SF0272_F0</p>
-----------------------------------------------------------------------------------------------------------------------------------------------------------------------------------------------------	----------------------------------------------------------------------------------------------------------------------------------------------------------------------------------------------------------------------------------------------------------------------------------------------	------------------

CODICE	C G 0 7 0 0	P	R X	D	S	F C	L 2	P Z	0 0	0 0	0 0	0 2	F0
--------	-------------	---	-----	---	---	-----	-----	-----	-----	-----	-----	-----	----

REV	DATA	DESCRIZIONE	REDATTO	VERIFICATO	APPROVATO
F0	20/06/2011	EMISSIONE FINALE	DAM S.p.A.	F.BERTONI	F.COLLA

		Ponte sullo Stretto di Messina PROGETTO DEFINITIVO		
PIAZZALE TRIAGE-FABBRICATO-ALLEGATO ALLA REL. PREDIMENSIONAMENTO STRUTTURE		<i>Codice documento</i> SF0272_F0	<i>Rev</i> F0	<i>Data</i> 20/06/2011

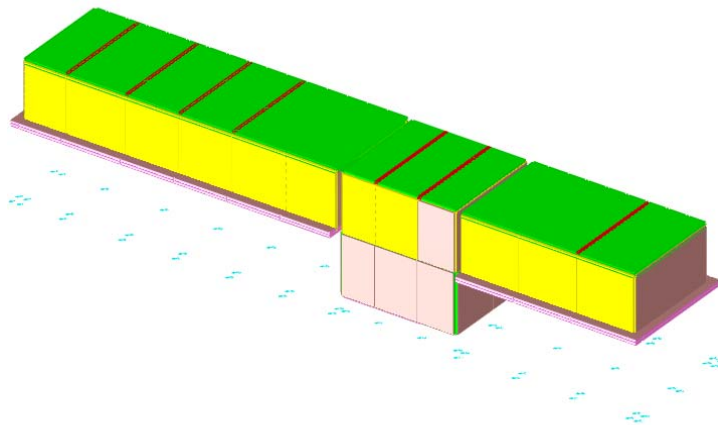
INDICE

INDICE	3
ALLEGATO ALLA RELAZIONE DI PREDIMENSIONAMENTO DELLE STRUTTURE	5

		Ponte sullo Stretto di Messina PROGETTO DEFINITIVO		
PIAZZALE TRIAGE-FABBRICATO-ALLEGATO ALLA REL. PREDIMENSIONAMENTO STRUTTURE		<i>Codice documento</i> SF0272_F0	<i>Rev</i> F0	<i>Data</i> 20/06/2011

ALLEGATO ALLA RELAZIONE DI PREDIMENSIONAMENTO DELLE STRUTTURE

Rappresentazione dell'edificio:



Descrizione hardware

Processore

Intel(R) Core(TM)2 Duo CPU T7250 @ 2.00GHz

Architettura

x86

Frequenza

1995 MHz

Memoria

1015 MB

Sistema operativo

Microsoft Windows NT 5.1.2600 Service Pack 3

		Ponte sullo Stretto di Messina PROGETTO DEFINITIVO		
PIAZZALE TRIAGE-FABBRICATO-ALLEGATO ALLA REL. PREDIMENSIONAMENTO STRUTTURE		Codice documento SF0272_F0	Rev F0	Data 20/06/2011

Materiali c.a.

Descrizione o nome assegnato all'elemento.

Rck: Resistenza caratteristica cubica; valore medio nel caso di edificio esistente. [daN/cm²]

E: Modulo di elasticità longitudinale del materiale. [daN/cm²]

Gamma: Peso specifico del materiale. [daN/cm³]

Poisson: Coefficiente di Poisson, viene impiegato nella modellazione di elementi bidimensionali. Il valore è adimensionale.

G: Modulo di elasticità tangenziale del materiale, viene impiegato nella modellazione di aste. [daN/cm²]

Alfa: Coefficiente longitudinale di dilatazione termica. [°C⁻¹]

Descrizione	Rck	E	Gamma	Poisson	G	Alfa
C25/30	300	314472	0.0025	0.1	142941.64	0.00001
C32/40	400	336428	0.0025	0.1	152921.72	0.00001

Curve di materiali c.a.

Rck: Resistenza caratteristica cubica; valore medio nel caso di edificio esistente. [daN/cm²]

E: Modulo di elasticità longitudinale del materiale. [daN/cm²]

Gamma: Peso specifico del materiale. [daN/cm³]

Poisson: Coefficiente di Poisson, viene impiegato nella modellazione di elementi bidimensionali. Il valore è adimensionale.

G: Modulo di elasticità tangenziale del materiale, viene impiegato nella modellazione di aste. [daN/cm²]

Alfa: Coefficiente longitudinale di dilatazione termica. [°C⁻¹]

Curva: Curva caratteristica

Reaz.traz.: Reagisce a trazione.

Comp.frag.: Ha comportamento fragile.

E.compr.: Modulo di elasticità a compressione. [daN/cm²]

Incr.compr.: Incrudimento di compressione. Il valore è adimensionale.

EpsEc: Epsilon elastico a compressione. Il valore è adimensionale.

EpsUc: Epsilon ultimo a compressione. Il valore è adimensionale.

E.traz.: Modulo di elasticità a trazione. [daN/cm²]

Incr.traz.: Incrudimento di trazione. Il valore è adimensionale.

EpsEt: Epsilon elastico a trazione. Il valore è adimensionale.

EpsUt: Epsilon ultimo a trazione. Il valore è adimensionale.

Materiale: C25/30

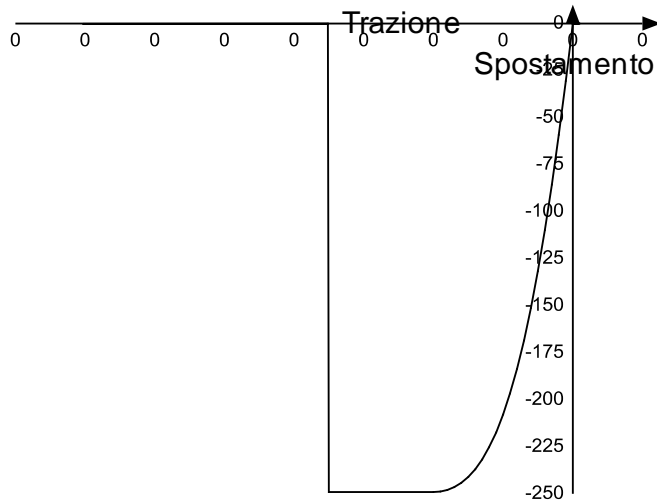
Rck	E	Gamma	Poisson	G	Alfa
300	314471.61	0.0025	0.1	142941.64	0.00001

Curva									
Reaz.traz.	Comp.frag.	E.compr.	Incr.compr.	EpsEc	EpsUc	E.traz.	Incr.traz.	EpsEt	EpsUt
No	Si	314471.61	0.0001	-0.002	-0.0035	314471.61	0.0001	0.0000569	0.0000626

PIAZZALE TRIAGE-FABBRICATO-ALLEGATO
ALLA REL. PREDIMENSIONAMENTO
STRUTTURE

Codice documento
SF0272_F0

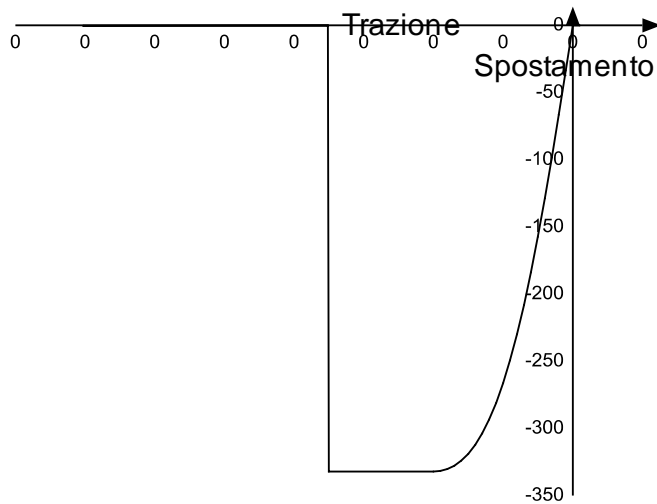
Rev	Data
F0	20/06/2011



Materiale: C32/40

Rck	E	Gamma	Poisson	G	Alfa
400	336427.78	0.0025	0.1	152921.72	0.00001

Curva									
Reaz.traz.	Comp.frag.	E.compr.	Incr.compr.	EpsEc	EpsUc	E.traz.	Incr.traz.	EpsEt	EpsUt
No	Si	336427.78	0.0001	-0.002	-0.0035	336427.78	0.0001	0.0000645	0.0000709



		Ponte sullo Stretto di Messina PROGETTO DEFINITIVO		
PIAZZALE TRIAGE-FABBRICATO-ALLEGATO ALLA REL. PREDIMENSIONAMENTO STRUTTURE		<i>Codice documento</i> SF0272_F0	<i>Rev</i> F0	<i>Data</i> 20/06/2011

Armature

Descrizione: Descrizione o nome assegnato all'elemento.

fyk: Resistenza caratteristica. [daN/cm²]

Sigma amm.: Tensione ammissibile. [daN/cm²]

Tipo: Tipo di barra.

E: Modulo di elasticità longitudinale del materiale. [daN/cm²]

Gamma: Peso specifico del materiale. [daN/cm³]

Poisson: Coefficiente di Poisson, viene impiegato nella modellazione di elementi bidimensionali. Il valore è adimensionale.

G: Modulo di elasticità tangenziale del materiale, viene impiegato nella modellazione di aste. [daN/cm²]

Alfa: Coefficiente longitudinale di dilatazione termica. [°C⁻¹]

Descrizione	fyk	Sigma amm.	Tipo	E	Gamma	Poisson	G	Alfa
B450C	4500	2550	Aderenza migliorata	2060000	0.00785	0.3	792307.69	0.000012

Sezioni rettangolari C.A.



Descrizione: Descrizione o nome assegnato all'elemento.

H: Altezza della sezione. [cm]

B: Larghezza della sezione. [cm]

c.s.: Copriferro superiore della sezione. [cm]

c.i.: Copriferro inferiore della sezione. [cm]

c.l.: Copriferro laterale della sezione. [cm]

Descrizione	H	B	c.s.	c.i.	c.l.
R 25*35	35	25	4.5	6	2

Descrizione: Descrizione o nome assegnato all'elemento.

Xg: Ascissa del baricentro definita rispetto al sistema geometrico in cui sono definiti i vertici del poligono. [cm]

Yg: Ordinata del baricentro definita rispetto al sistema geometrico in cui sono definiti i vertici del poligono. [cm]

Area: Area inerziale nel sistema geometrico centrato nel baricentro. [cm²]

Jx: Momento d'inerzia attorno all'asse orizzontale baricentrico di definizione della sezione. [cm⁴]

Jy: Momento d'inerzia attorno all'asse verticale baricentrico di definizione della sezione. [cm⁴]

Jxy: Momento centrifugo rispetto al sistema di riferimento baricentrico di definizione della sezione. [cm⁴]

		Ponte sullo Stretto di Messina PROGETTO DEFINITIVO		
PIAZZALE TRIAGE-FABBRICATO-ALLEGATO ALLA REL. PREDIMENSIONAMENTO STRUTTURE		<i>Codice documento</i> SF0272_F0	<i>Rev</i> F0	<i>Data</i> 20/06/2011

Jm: Momento d'inerzia attorno all'asse baricentrico principale M. [cm⁴]

Jn: Momento d'inerzia attorno all'asse baricentrico principale N. [cm⁴]

Jt: Momento d'inerzia torsionale. [cm⁴]

Alfa: Angolo tra gli assi del sistema di riferimento geometrico di definizione e quelli del sistema di riferimento principale. [deg]

Descrizione	Xg	Yg	Area	Jx	Jy	Jxy	Jm	Jn	Jt	Alfa
R 25*35	12.5	17.5	875	89322.92	45572.92	0	89322.92	45572.92	100260.42	0

Solai predalle

Descrizione: Descrizione o nome assegnato all'elemento.

Peso proprio: Peso proprio per unità di superficie. [daN/cm²]

Int.: Interasse tra le nervature. [cm]

B anima: Larghezza anima. [cm]

H: Altezza totale. [cm]

H cappa: Altezza cappa. [cm]

H lastra: Altezza lastra. [cm]

c.s.: Copriferro superiore. [cm]

c.i.: Copriferro inferiore. [cm]

n° tondi: Numero tondi di confezionamento.

Diam. tondi: Diametro tondi di confezionamento. [mm]

Passo rete: Passo rete cappa. [cm]

Diam. rete: Diametro rete cappa. [mm]

Passo r.l.: Passo rete lastra. [cm]

Diam. r.l.: Diametro rete lastra. [mm]

Descrizione	Peso proprio	Int.	B anima	H	H cappa	H lastra	c.s.	c.i.	n° tondi	Diam. tondi	Passo rete	Diam. rete	Passo r.l.	Diam. r.l.
Pre 30*(6+24+5)/120	0.0425	120	30	35	5	6	4.5	2	6	6	20	6	20	6
Pre 30*(6+24+5)/120	0.0425	120	30	35	5	6	3	2	6	6	20	6	20	6

Terreni

Descrizione: Descrizione o nome assegnato all'elemento.

Coesione: Coesione del terreno. [daN/cm²]

Attrito interno: Angolo di attrito interno del terreno. [deg]

Delta: Angolo di attrito all'interfaccia terreno-cls. [deg]

Adesione: Coeff. di adesione della coesione all'interfaccia terreno-cls. Il valore è adimensionale.

K0: Coefficiente di spinta a riposo del terreno. Il valore è adimensionale.

Gamma naturale: Peso specifico naturale del terreno in sito, assegnato alle zone non immerse. [daN/cm³]

Gamma saturo: Peso specifico saturo del terreno in sito, assegnato alle zone immerse. [daN/cm³]

E: Modulo elastico longitudinale del terreno. [daN/cm²]

Poisson: Coefficiente di Poisson del terreno. Il valore è adimensionale.

		Ponte sullo Stretto di Messina PROGETTO DEFINITIVO		
PIAZZALE TRIAGE-FABBRICATO-ALLEGATO ALLA REL. PREDIMENSIONAMENTO STRUTTURE		<i>Codice documento</i> SF0272_F0	<i>Rev</i> F0	<i>Data</i> 20/06/2011

Descrizione	Coesione	Attrito interno	Delta	Adesione	K0	Gamma naturale	Gamma saturo	E	Poisson
Terreno	0	30	0	1	0.5	0.002	0.0022	500	0.3

Metodo di analisi	D.M. 14-01-08 (N.T.C.)
Tipo di costruzione	2
Vn	50
Classe d'uso	III
Vr	75
Tipo di analisi	Lineare dinamica
Località	Messina - Latitudine (deg)
	38,1943°; Longitudine (deg) 15,5505° (N 38° 11' 39"; E 15° 33' 2")
Zona sismica	Zona 2
Categoria del suolo	C
Categoria topografica	T1
Ss orizzontale SLO	1.5
Tb orizzontale SLO	0.153 [s]
Tc orizzontale SLO	0.458 [s]
Td orizzontale SLO	1.908 [s]
Ss orizzontale SLD	1.5
Tb orizzontale SLD	0.16 [s]
Tc orizzontale SLD	0.48 [s]
Td orizzontale SLD	2.007 [s]
Ss orizzontale SLV	1.27
Tb orizzontale SLV	0.181[s]
Tc orizzontale SLV	0.542 [s]
Td orizzontale SLV	2.779 [s]
Ss verticale	1
Tb verticale	0.05 [s]
Tc verticale	0.15 [s]
Td verticale	1 [s]
St	1
PVr SLO (%)	81

		Ponte sullo Stretto di Messina PROGETTO DEFINITIVO		
PIAZZALE TRIAGE-FABBRICATO-ALLEGATO ALLA REL. PREDIMENSIONAMENTO STRUTTURE		<i>Codice documento</i> SF0272_F0	<i>Rev</i> F0	<i>Data</i> 20/06/2011

Tr SLO	45.16
Ag/g SLO	0.077
Fo SLO	2.328
Tc* SLO	0.29
PVr SLD (%)	63
Tr SLD	75.43
Ag/g SLD	0.1018
Fo SLD	2.308
Tc* SLD	0.311
PVr SLV (%)	10
Tr SLV	711.84
Ag/g SLV	0.2947
Fo SLV	2.429
Tc* SLV	0.372
Smorzamento viscoso (%)	5
Classe di duttilità	CD"B"
Rotazione del sisma	0 [deg]
Quota dello '0' sismico	575 [cm]
Regolarità in pianta	No
Regolarità in elevazione	No
Edificio C.A.	Si
Tipologia C.A.	Strutture a telaio
$q_0=3.0 \cdot \alpha_U / \alpha_1$	
alfaU/alfa1 C.A.	Strutture a telaio di un piano
$\alpha_U / \alpha_1 = (1.0 + 1.1) / 2$	
Edificio legno	No
Altezza costruzione	403 [cm]
C1	0.075
T1	0.213 [s]
Lambda SLO	0.85
Lambda SLD	0.85
Lambda SLV	0.85
Lambda verticale	0.85

		Ponte sullo Stretto di Messina PROGETTO DEFINITIVO		
PIAZZALE TRIAGE-FABBRICATO-ALLEGATO ALLA REL. PREDIMENSIONAMENTO STRUTTURE	<i>Codice documento</i> SF0272_F0	<i>Rev</i> F0	<i>Data</i> 20/06/2011	

Numero modi	15
Metodo di Ritz	applicato
Torsione accidentale semplificata	No
Torsione accidentale per piani flessibili	No
Eccentricità X (per sisma Y) livello "Fondazione"	3 [cm]
Eccentricità Y (per sisma X) livello "Fondazione"	3 [cm]
Eccentricità X (per sisma Y) livello "Fondazione 2"	3 [cm]
Eccentricità Y (per sisma X) livello "Fondazione 2"	3 [cm]
Eccentricità X (per sisma Y) livello "PIANO CAMPAGNA"	3 [cm]
Eccentricità Y (per sisma X) livello "PIANO CAMPAGNA"	3 [cm]
Eccentricità X (per sisma Y) livello "COPERTURA"	3 [cm]
Eccentricità Y (per sisma X) livello "COPERTURA"	3 [cm]
Limite spostamenti interpiano	0.005
Moltiplicatore sisma X per combinazioni di default	1
Moltiplicatore sisma Y per combinazioni di default	1
Fattore di struttura per sisma X	2.52
Fattore di struttura per sisma Y	2.52
Fattore di struttura per sisma Z	1.5
Coefficiente di sicurezza portanza fondazioni superficiali	2.3
Coefficiente di sicurezza portanza punta pali infissi	1.15
Coefficiente di sicurezza portanza laterale compressione pali infissi	1.15
Coefficiente di sicurezza portanza laterale trazione pali infissi	1.25
Coefficiente di sicurezza portanza punta pali trivellati	1.35
Coefficiente di sicurezza portanza laterale compressione pali trivellati	1.15
Coefficiente di sicurezza portanza laterale trazione pali trivellati	1.25
Coefficiente di sicurezza portanza punta micropali	1.35
Coefficiente di sicurezza portanza laterale compressione micropali	1.15
Coefficiente di sicurezza portanza laterale trazione micropali	1.25
Fattore di correlazione resistenza caratteristica dei pali in base alle verticali indagate	1.7

		Ponte sullo Stretto di Messina PROGETTO DEFINITIVO		
PIAZZALE TRIAGE-FABBRICATO-ALLEGATO ALLA REL. PREDIMENSIONAMENTO STRUTTURE		<i>Codice documento</i> SF0272_F0	<i>Rev</i> F0	<i>Data</i> 20/06/2011

Norma di verifica	D.M. 14-01-08 (N.T.C.)
Acciaio armature	B450C
Descrizione	B450C
fyk	4500 [daN/cm ²]
Sigma amm.	2550 [daN/cm ²]
Tipo	Aderenza migliorata
E	2060000 [daN/cm ²]
Gamma	0.00785 [daN/cm ³]
Poisson	0.3
G	792307.69 [daN/cm ²]
Alfa	0.000012 [°C-1]
Coefficiente di omogeneizzazione	15
Beta EC2 7.4.3 (7.19)	1
Gamma s (fattore di sicurezza parziale per l'acciaio)	1.15
Gamma c (fattore di sicurezza parziale per il calcestruzzo)	1.5
Limite sigmac/fck in combinazione rara	0.6
Limite sigmac/fck in combinazione quasi permanente	0.45
Limite sigmaf/fyk in combinazione rara	0.8
Massima apertura delle fessure in combinazione frequente	0.04 [cm]
Massima apertura delle fessure in comb. quasi permanente	0.03 [cm]
Coefficiente di riduzione della tau per cattiva aderenza	0.7
Normativa di verifica legno	
Gamma combinazioni fondamentali	1.5
Gamma combinazioni eccezionali	1
Gamma combinazioni esercizio	1
KMod durata istantaneo, classe 1	1
KMod durata istantaneo, classe 2	1
KMod durata istantaneo, classe 3	0.9
KMod durata breve, classe 1	0.9
KMod durata breve, classe 2	0.9
KMod durata breve, classe 3	0.7

		Ponte sullo Stretto di Messina PROGETTO DEFINITIVO		
PIAZZALE TRIAGE-FABBRICATO-ALLEGATO ALLA REL. PREDIMENSIONAMENTO STRUTTURE		<i>Codice documento</i> SF0272_F0	<i>Rev</i> F0	<i>Data</i> 20/06/2011

KMod durata media, classe 1	0.8
KMod durata media, classe 2	0.8
KMod durata media, classe 3	0.65
KMod durata lunga, classe 1	0.7
KMod durata lunga, classe 2	0.7
KMod durata lunga, classe 3	0.55
KMod durata permanente, classe 1	0.6
KMod durata permanente, classe 2	0.6
KMod durata permanente, classe 3	0.5
KDef classe 1	0.6
KDef classe 2	0.8
KDef classe 3	2
Preferenze FEM	
Dimensione massima ottimale mesh pareti (default)	60 [cm]
Dimensione massima ottimale mesh piastre (default)	60 [cm]
Tipo di mesh dei gusci (default)	Quadrilateri o triangoli
Tipo di mesh imposta ai gusci	Specifico dell'elemento
Metodo P-Delta	non utilizzato
Analisi buckling	non utilizzata
Rapporto spessore flessionale/membranale gusci muratura verticali	0.2
Tolleranza di parallelismo	4.99 [deg]
Tolleranza di unicità punti	10 [cm]
Tolleranza generazione nodi di aste	1 [cm]
Tolleranza di parallelismo in suddivisione aste	4.99 [deg]
Tolleranza generazione nodi di gusci	4 [cm]
Tolleranza eccentricità carichi concentrati	100 [cm]
Considera deformazione a taglio delle piastre	No
Modello elastico pareti in muratura	Gusci

		Ponte sullo Stretto di Messina PROGETTO DEFINITIVO		
PIAZZALE TRIAGE-FABBRICATO-ALLEGATO ALLA REL. PREDIMENSIONAMENTO STRUTTURE		<i>Codice documento</i> SF0272_F0	<i>Rev</i> F0	<i>Data</i> 20/06/2011

Moltiplicatori inerziali

Tipologia: Tipo di entità a cui si riferiscono i moltiplicatori inerziali.

J2: Moltiplicatore inerziale di J2. Il valore è adimensionale.

J3: Moltiplicatore inerziale di J3. Il valore è adimensionale.

Jt: Moltiplicatore inerziale di Jt. Il valore è adimensionale.

A: Moltiplicatore dell'area della sezione. Il valore è adimensionale.

Conci rigidi: Fattore di riduzione dei tronchi rigidi. Il valore è adimensionale.

Tipologia	J2	J3	Jt	A	Conci rigidi
Trave C.A.	1	1	0.01	1	0.5
Pilastro C.A.	1	1	0.01	1	0.5
Trave di fondazione	1	1	0.01	1	0.5
Palo	1	1	0.01	1	0
Trave in legno	1	1	1	1	1
Colonna in legno	1	1	1	1	1
Trave in acciaio	1	1	1	1	1
Colonna in acciaio	1	1	1	1	1
Trave di reticolare in acciaio	1	1	1	1	1
Maschio in muratura	0	1	0	1	1
Trave di accoppiamento in muratura	0	1	0	1	1
Trave di scala C.A. nervata	1	1	1	1	0.5

Preferenze di analisi non lineare FEM

Metodo iterativo	Secante
Tolleranza iterazione	0.0001
Numero massimo iterazioni	50

Preferenze di analisi carichi superficiali

Detrazione peso proprio solai nelle zone di sovrapposizione	non applicata
Metodo di ripartizione	a zone d'influenza
Percentuale carico calcolato a trave continua	0
Esegui smoothing diagrammi di carico	applicata
Tolleranza smoothing altezza trapezi	0.001 [daN/cm]
Tolleranza smoothing altezza media trapezi	0.001 [daN/cm]

Preferenze del suolo

Fondazioni non modellate e struttura bloccata alla base	no
Fondazioni bloccate orizzontalmente	si
Considera peso sismico delle fondazioni	no
Fondazioni superficiali e profonde su suolo elastoplastico	no

		Ponte sullo Stretto di Messina PROGETTO DEFINITIVO		
PIAZZALE TRIAGE-FABBRICATO-ALLEGATO ALLA REL. PREDIMENSIONAMENTO STRUTTURE	<i>Codice documento</i> SF0272_F0	<i>Rev</i> F0	<i>Data</i> 20/06/2011	

Coefficiente di sottofondo verticale per fondazioni superficiali (default) 3 [daN/cm³]

Rapporto di coefficiente sottofondo orizzontale/verticale 0.5

Pressione verticale limite sul terreno per abbassamento (default) 1 [daN/cm²]

Pressione verticale limite sul terreno per innalzamento (default) 1 [daN/cm²]

Metodo di calcolo della K verticale Vesic

Metodo di calcolo della pressione limite Vesic

Spessore terreno riporto superiore plinti e pali (default) 0 [cm]

Peso specifico terreno riporto superiore plinti e pali (default) 0.0016 [daN/cm³]

Dimensione massima della discretizzazione del palo (default) 200 [cm]

Moltiplicatore coesione per pressione orizzontale limite nei pali 1

Moltiplicatore spinta passiva per pressione orizzontale pali 1

K punta palo (default) 4 [daN/cm³]

Pressione limite punta palo (default) 10 [daN/cm²]

Pressione limite rottura fondazioni superficiali 5 [daN/cm²]

Preferenze progetto legno

Default Beta X cerniera-cerniera 1

Default Beta Y cerniera-cerniera 1

Default Beta X cerniera-incastro 0.8

Default Beta Y cerniera-incastro 0.8

Default Beta X incastro-incastro 0.7

Default Beta Y incastro-incastro 0.7

Default Beta X incastro-libero 2

Default Beta Y incastro-libero 2

Default luce su freccia per travi 300

Preferenze progetto acciaio

Default Beta X/m cerniera-cerniera 1

Default Beta Y/n cerniera-cerniera 1

Default Beta X/m cerniera-incastro 0.8

Default Beta Y/n cerniera-incastro 0.8

Default Beta X/m incastro-incastro 0.7

Default Beta Y/n incastro-incastro 0.7

		Ponte sullo Stretto di Messina PROGETTO DEFINITIVO		
PIAZZALE TRIAGE-FABBRICATO-ALLEGATO ALLA REL. PREDIMENSIONAMENTO STRUTTURE		<i>Codice documento</i> SF0272_F0	<i>Rev</i> F0	<i>Data</i> 20/06/2011

Default Beta X/m incastro-libero	2
Default Beta Y/n incastro-libero	2
Default luce su freccia per travi	400
Rapporto di sottoutilizzo	0.8
Modalità di utilizzo del nomogramma	nodi fissi
Valutazione delle frecce nelle mensole considerando spostamento relativo tra nodo iniziale e nodo finale	si

Preferenze progetto muratura

Forza minima aggancio al piano (default)	0 [daN/cm]
Denominatore per momento ortogonale (default)	8
Minima resistenza trazione travi (default)	30000 [daN]
Angolo cuneo verifica ribaltamento (default)	30 [deg]
Considera $d = 0.8 * h$ nei maschi senza fibre compresse	Si

Azioni e carichi

Condizioni elementari di carico

Descrizione: Nome assegnato alla condizione elementare.

I/II: Descrive la classificazione della condizione (necessario per strutture in acciaio e in legno).

Durata: Descrive la durata della condizione (necessario per strutture in legno).

Psi0: Coefficiente moltiplicatore Psi0. Il valore è adimensionale.

Psi1: Coefficiente moltiplicatore Psi1. Il valore è adimensionale.

Psi2: Coefficiente moltiplicatore Psi2. Il valore è adimensionale.

Var.segno: Descrive se la condizione elementare ha la possibilità di variare di segno.

Descrizione	I/II	Durata	Psi0	Psi1	Psi2	Var.segno
Pesi strutturali		Permanente	0	0	0	
carichi variabili	I	Media	0.7	0.5	0.3	
Delta T	II	Media	0.6	0.5	0	No
Sisma X SLV			0	0	0	
Sisma Y SLV			0	0	0	
Sisma Z SLV			0	0	0	
Eccentricità Y per sisma X SLV			0	0	0	
Eccentricità X per sisma Y SLV			0	0	0	
Sisma X SLO			0	0	0	
Sisma Y SLO			0	0	0	
Sisma Z SLO			0	0	0	
Eccentricità Y per sisma X SLO			0	0	0	

		Ponte sullo Stretto di Messina PROGETTO DEFINITIVO		
PIAZZALE TRIAGE-FABBRICATO-ALLEGATO ALLA REL. PREDIMENSIONAMENTO STRUTTURE		Codice documento SF0272_F0	Rev F0	Data 20/06/2011

Descrizione	I/II	Durata	Psi0	Psi1	Psi2	Var.segno
Eccentricità X per sisma Y SLO			0	0	0	
Rig. Ux			0	0	0	
Rig. Uy			0	0	0	
Rig. Rz			0	0	0	

Combinazioni di carico

Tutte le combinazioni di carico vengono raggruppate per famiglia di appartenenza. Le celle di una riga contengono i coefficienti moltiplicatori della i-esima combinazione, dove il valore della prima cella è da intendersi come moltiplicatore associato alla prima condizione elementare, la seconda cella si riferisce alla seconda condizione elementare e così via.

Famiglia SLU

Nome	Pesi strutturali	carichi variabili	Delta T
1	1	0	0
2	1	1,5	0
3	1,3	0	0
4	1,3	1,5	0

Famiglia SLE rara

Nome	Pesi strutturali	carichi variabili	Delta T
1	1	0	0
2	1	1	0

Famiglia SLE frequente

Nome	Pesi strutturali	carichi variabili	Delta T
1	1	0	0
2	1	0,5	0

Famiglia SLE quasi permanente

Nome	Pesi strutturali	carichi variabili	Delta T
1	1	0	0
2	1	0,3	0

Famiglia SLU eccezionale

Nome	Pesi strutturali	carichi variabili	Delta T
------	------------------	-------------------	---------

Famiglia SLO

Nome	Pesi strutturali	carichi variabili	Delta T	Sisma X SLO	Sisma Y SLO	Sisma Z SLO	Eccentricità Y per sisma X SLO	Eccentricità X per sisma Y SLO
1	1	0,3	0	-1	-0,3	0	-1	0,3
2	1	0,3	0	-1	-0,3	0	1	-0,3
3	1	0,3	0	-1	0,3	0	-1	0,3
4	1	0,3	0	-1	0,3	0	1	-0,3
5	1	0,3	0	-0,3	-1	0	-0,3	1
6	1	0,3	0	-0,3	-1	0	0,3	-1
7	1	0,3	0	-0,3	1	0	-0,3	1
8	1	0,3	0	-0,3	1	0	0,3	-1
9	1	0,3	0	0,3	-1	0	-0,3	1
10	1	0,3	0	0,3	-1	0	0,3	-1
11	1	0,3	0	0,3	1	0	-0,3	1

PIAZZALE TRIAGE-FABBRICATO-ALLEGATO
ALLA REL. PREDIMENSIONAMENTO
STRUTTURE

Codice documento
SF0272_F0

Rev	Data
F0	20/06/2011

Nome	Pesi strutturali	carichi variabili	Delta T	Sisma X SLO	Sisma Y SLO	Sisma Z SLO	Eccentricità Y per sisma X SLO	Eccentricità X per sisma Y SLO
12	1	0,3	0	0,3	1	0	0,3	-1
13	1	0,3	0	1	-0,3	0	-1	0,3
14	1	0,3	0	1	-0,3	0	1	-0,3
15	1	0,3	0	1	0,3	0	-1	0,3
16	1	0,3	0	1	0,3	0	1	-0,3

Famiglia SLV

Nome	Pesi strutturali	carichi variabili	Delta T	Sisma X SLV	Sisma Y SLV	Sisma Z SLV	Eccentricità Y per sisma X SLV	Eccentricità X per sisma Y SLV
1	1	0,3	0	-1	-0,3	0	-1	0,3
2	1	0,3	0	-1	-0,3	0	1	-0,3
3	1	0,3	0	-1	0,3	0	-1	0,3
4	1	0,3	0	-1	0,3	0	1	-0,3
5	1	0,3	0	-0,3	-1	0	-0,3	1
6	1	0,3	0	-0,3	-1	0	0,3	-1
7	1	0,3	0	-0,3	1	0	-0,3	1
8	1	0,3	0	-0,3	1	0	0,3	-1
9	1	0,3	0	0,3	-1	0	-0,3	1
10	1	0,3	0	0,3	-1	0	0,3	-1
11	1	0,3	0	0,3	1	0	-0,3	1
12	1	0,3	0	0,3	1	0	0,3	-1
13	1	0,3	0	1	-0,3	0	-1	0,3
14	1	0,3	0	1	-0,3	0	1	-0,3
15	1	0,3	0	1	0,3	0	-1	0,3
16	1	0,3	0	1	0,3	0	1	-0,3

Famiglia SLV fondazioni

Nome	Pesi strutturali	carichi variabili	Delta T	Sisma X SLV	Sisma Y SLV	Sisma Z SLV	Eccentricità Y per sisma X SLV	Eccentricità X per sisma Y SLV
1	1	0,3	0	-1,1	-0,33	0	-1,1	0,33
2	1	0,3	0	-1,1	-0,33	0	1,1	-0,33
3	1	0,3	0	-1,1	0,33	0	-1,1	0,33
4	1	0,3	0	-1,1	0,33	0	1,1	-0,33
5	1	0,3	0	-0,33	-1,1	0	-0,33	1,1
6	1	0,3	0	-0,33	-1,1	0	0,33	-1,1
7	1	0,3	0	-0,33	1,1	0	-0,33	1,1
8	1	0,3	0	-0,33	1,1	0	0,33	-1,1
9	1	0,3	0	0,33	-1,1	0	-0,33	1,1
10	1	0,3	0	0,33	-1,1	0	0,33	-1,1
11	1	0,3	0	0,33	1,1	0	-0,33	1,1
12	1	0,3	0	0,33	1,1	0	0,33	-1,1
13	1	0,3	0	1,1	-0,33	0	-1,1	0,33
14	1	0,3	0	1,1	-0,33	0	1,1	-0,33
15	1	0,3	0	1,1	0,33	0	-1,1	0,33
16	1	0,3	0	1,1	0,33	0	1,1	-0,33

Famiglia Calcolo rigidezza torsionale/flessionale di piano

Nome	Rig. Ux	Rig. Uy	Rig. Rz
Rig. Ux+	1	0	0
Rig. Ux-	-1	0	0
Rig. Uy+	0	1	0

		Ponte sullo Stretto di Messina PROGETTO DEFINITIVO		
PIAZZALE TRIAGE-FABBRICATO-ALLEGATO ALLA REL. PREDIMENSIONAMENTO STRUTTURE		Codice documento SF0272_F0	Rev F0	Data 20/06/2011

Nome	Rig. Ux	Rig. Uy	Rig. Rz
Rig. Uy-	0	-1	0
Rig. Rz+	0	0	1
Rig. Rz-	0	0	-1

Definizioni di carichi lineari

Nome: Nome identificativo della definizione di carico.

Valori: Valori associati alle condizioni di carico.

Condizione: Condizione di carico a cui sono associati i valori.

Descrizione: Nome assegnato alla condizione elementare.

Fx i.: Valore iniziale della forza, per unità di lunghezza, agente in direzione X. [daN/cm]

Fx f.: Valore finale della forza, per unità di lunghezza, agente in direzione X. [daN/cm]

Fy i.: Valore iniziale della forza, per unità di lunghezza, agente in direzione Y. [daN/cm]

Fy f.: Valore finale della forza, per unità di lunghezza, agente in direzione Y. [daN/cm]

Fz i.: Valore iniziale della forza, per unità di lunghezza, agente in direzione Z. [daN/cm]

Fz f.: Valore finale della forza, per unità di lunghezza, agente in direzione Z. [daN/cm]

Mx i.: Valore iniziale della coppia, per unità di lunghezza, agente attorno l'asse X. [daN]

Mx f.: Valore finale della coppia, per unità di lunghezza, agente attorno l'asse X. [daN]

My i.: Valore iniziale della coppia, per unità di lunghezza, agente attorno l'asse Y. [daN]

My f.: Valore finale della coppia, per unità di lunghezza, agente attorno l'asse Y. [daN]

Mz i.: Valore iniziale della coppia, per unità di lunghezza, agente attorno l'asse Z. [daN]

Mz f.: Valore finale della coppia, per unità di lunghezza, agente attorno l'asse Z. [daN]

Nome	Condizione	Valori											
		Fx i.	Fx f.	Fy i.	Fy f.	Fz i.	Fz f.	Mx i.	Mx f.	My i.	My f.	Mz i.	Mz f.
Descrizione													
cornicione	Pesi strutturali	0	0	0	0	-8	-8	0	0	0	0	0	0
	carichi variabili	0	0	0	0	-2	-2	0	0	0	0	0	0

Definizioni di carichi superficiali

Nome: Nome identificativo della definizione di carico.

Valori: Valori associati alle condizioni di carico.

Condizione: Condizione di carico a cui sono associati i valori.

Descrizione: Nome assegnato alla condizione elementare.

Valore: Modulo del carico superficiale applicato alla superficie. [daN/cm²]

Applicazione: Modalità con cui il carico è applicato alla superficie.

Nome	Condizione	Valori		Applicazione
		Descrizione	Valore	
solaio coertura	Pesi strutturali		0.025	Verticale
	carichi variabili		0.02	Verticale
carico su solaio vasche	Pesi strutturali		0	Verticale
	carichi variabili		0.05	Verticale

		Ponte sullo Stretto di Messina PROGETTO DEFINITIVO		
PIAZZALE TRIAGE-FABBRICATO-ALLEGATO ALLA REL. PREDIMENSIONAMENTO STRUTTURE		Codice documento SF0272_F0	Rev F0	Data 20/06/2011

Definizioni di carichi potenziali

Nome: Nome identificativo della definizione di carico.

Valori: Valori associati alle condizioni di carico.

Condizione: Condizione di carico a cui sono associati i valori.

Descrizione: Nome assegnato alla condizione elementare.

Valore i.: Valore del carico pressorio alla quota iniziale. [daN/cm²]

Quota i.: Quota assoluta in cui il carico pressorio assume il valore iniziale. [cm]

Valore f.: Valore del carico pressorio alla quota finale. [daN/cm²]

Quota f.: Quota assoluta in cui il carico pressorio assume il valore finale. [cm]

Nome	Valori				
	Condizione	Valore i.	Quota i.	Valore f.	Quota f.
	Descrizione				
terreno	Pesi strutturali	0	0	0.46	540
	carichi variabili	0.2	0	0.2	540

Livelli

Descrizione breve: Nome sintetico assegnato al livello.

Descrizione: Nome assegnato al livello.

Quota: Quota superiore espressa nel sistema di riferimento assoluto. [cm]

Spessore: Spessore del livello. [cm]

Descrizione breve	Descrizione	Quota	Spessore
L1	Fondazione	0	40
L2	Fondazione 2	140	40
L3	PIANO CAMPAGNA	575	40
L4	COPERTURA	995	34

Tronchi

Descrizione breve: Nome sintetico assegnato al tronco.

Descrizione: Nome assegnato al tronco.

Quota 1: Riferimento della prima quota di definizione del tronco. esprimibile come livello, falda, piano orizzontale alla Z specificata. [cm]

Quota 2: Riferimento della seconda quota di definizione del tronco. esprimibile come livello, falda, piano orizzontale alla Z specificata. [cm]

Descrizione breve	Descrizione	Quota 1	Quota 2
T1	Fondazione - Fondazione 2	Fondazione	Fondazione 2
T2	Fondazione 2 - PIANO CAMPAGNA	Fondazione 2	PIANO CAMPAGNA
T3	PIANO CAMPAGNA - COPERTURA	PIANO CAMPAGNA	COPERTURA

Sondaggi del sito

Vengono elencati tutti i sondaggi definiti nella commessa.

		Ponte sullo Stretto di Messina PROGETTO DEFINITIVO		
		PIAZZALE TRIAGE-FABBRICATO-ALLEGATO ALLA REL. PREDIMENSIONAMENTO STRUTTURE	<i>Codice documento</i> SF0272_F0	<i>Rev</i> F0

Sondaggio: Sondaggio

Coordinate del sito in cui è stato effettuato il sondaggio: 0, 0, 10000

Stratigrafie

Terreno: Terreno uniforme nello strato.

Spessore: Spessore dello strato. [cm]

K orizz. inferiore: Coefficiente K orizzontale al livello inferiore. [daN/cm³]

K orizz. superiore: Coefficiente K orizzontale al livello superiore. [daN/cm³]

K vert. inferiore: Coefficiente K verticale al livello inferiore. [daN/cm³]

K vert. superiore: Coefficiente K verticale al livello superiore. [daN/cm³]

Terreno	Spessore	K orizz. inferiore	K orizz. superiore	K vert. inferiore	K vert. superiore
Terreno	20000	1.5	1	1	1

Fili fissi

Livello: Quota di inserimento esprimibile come livello, falda, piano orizzontale alla Z specificata. [cm]

Punto: Punto di inserimento.

X: Coordinata X. [cm]

Y: Coordinata Y. [cm]

Estradosso: Distanza dalla quota di inserimento misurata in direzione ortogonale al piano della quota e con verso positivo verso l'alto. [cm]

Angolo: Angolo misurato dal semiasse positivo delle ascisse in verso antiorario. [deg]

Tipo: Tipo di simbolo.

Prefisso del testo: Prefisso del testo visualizzato a fianco del simbolo.

Livello	Punto		Estradosso	Angolo	Tipo	Prefisso del testo	Livello	Punto		Estradosso	Angolo	Tipo	Prefisso del testo
	X	Y						X	Y				
L1	3528	-340	0	0	Croce	60	L1	3962	410	0	0	Croce	67
L1	3528	410	0	0	Croce	62	L1	3528	35	0	0	Croce	61
L1	3962	-340	0	0	Croce	65	L1	4818	410	0	0	Croce	77
L1	4818	-340	0	0	Croce	75	L1	4395	410	0	0	Croce	72
L1	4395	-340	0	0	Croce	70	L1	3206	-340	0	0	Croce	47
L1	2637	35	0	0	Croce	42	L1	2637	-340	0	0	Croce	41
L1	193	-411.5	0	0	Croce	1	L1	2637	410	0	0	Croce	43
L1	2885	410	0	0	Croce	46	L1	3206	410	0	0	Croce	49
L1	3206	35	0	0	Croce	48	L1	2885	35	0	0	Croce	45
L1	2885	-340	0	0	Croce	44	L1	4879	-340	0	0	Croce	80
L1	4879	35	0	0	Croce	81	L1	4818	-411	0	0	Croce	74
L1	4879	410	0	0	Croce	82	L1	4879	481	0	0	Croce	83
L1	3475	35	0	0	Croce	48	L1	3475	-340	0	0	Croce	47
L1	4879	-411	0	0	Croce	79	L1	3475	410	0	0	Croce	49
L1	4395	-411	0	0	Croce	69	L1	3962	35	0	0	Croce	66
L1	3962	481	0	0	Croce	68	L1	4818	35	0	0	Croce	76
L1	4395	35	0	0	Croce	71	L1	3528	481	0	0	Croce	63
L1	3528	-411	0	0	Croce	59	L1	3962	-411	0	0	Croce	64

		Ponte sullo Stretto di Messina PROGETTO DEFINITIVO		
		PIAZZALE TRIAGE-FABBRICATO-ALLEGATO ALLA REL. PREDIMENSIONAMENTO STRUTTURE		<i>Codice documento</i> SF0272_F0

Livello	Punto		Estradosso	Angolo	Tipo	Prefisso del testo	Livello	Punto		Estradosso	Angolo	Tipo	Prefisso del testo
	X	Y						X	Y				
L1	4395	481	0	0	Croce	73	L1	4818	481	0	0	Croce	78
L1	193	481.5	0	0	Croce	5	L1	1414	-340	0	0	Croce	22
L1	1814	-340	0	0	Croce	27	L1	569	-340	0	0	Croce	12
L1	1014	-340	0	0	Croce	17	L1	2214	-340	0	0	Croce	32
L1	1014	35	0	0	Croce	18	L1	1814	35	0	0	Croce	28
L1	2584	-340	0	0	Croce	37	L1	569	35	0	0	Croce	13
L1	254	-340	0	0	Croce	7	L1	1014	410	0	0	Croce	19
L1	1414	410	0	0	Croce	24	L1	254	410	0	0	Croce	9
L1	569	410	0	0	Croce	14	L1	1814	410	0	0	Croce	29
L1	254	35	0	0	Croce	8	L1	2584	35	0	0	Croce	38
L1	2214	410	0	0	Croce	34	L1	2584	410	0	0	Croce	39
L1	1414	-	0	0	Croce	21	L1	1814	-	0	0	Croce	26
L1	569	411.5	0	0	Croce	11	L1	1014	-	0	0	Croce	16
L1	2214	-	0	0	Croce	31	L1	193	35	0	0	Croce	3
L1	193	-340	0	0	Croce	2	L1	2584	-	0	0	Croce	36
L1	193	410	0	0	Croce	4	L1	254	-	0	0	Croce	6
L1	254	481.5	0	0	Croce	10	L1	569	481.5	0	0	Croce	15
L1	2214	35	0	0	Croce	33	L1	1414	35	0	0	Croce	23
L1	1014	481.5	0	0	Croce	20	L1	2214	481.5	0	0	Croce	35
L1	2584	481.5	0	0	Croce	40	L1	1414	481.5	0	0	Croce	25
L1	1814	481.5	0	0	Croce	30							

Vincoli di piano

Livello: Quota di inserimento esprimibile come livello, falda, piano orizzontale alla Z specificata. [cm]

Punto: Punto di inserimento.

X: Coordinata X. [cm]

Y: Coordinata Y. [cm]

Estr.: Distanza dalla quota di inserimento misurata in direzione ortogonale al piano della quota e con verso positivo verso l'alto. [cm]

Ux: Limitazione al GDL oppure rigidezza della molla elastica-lineare. [daN/cm]

Uy: Limitazione al GDL oppure rigidezza della molla elastica-lineare. [daN/cm]

Uz: Limitazione al GDL oppure rigidezza della molla elastica-lineare. [daN/cm]

*Rx: Limitazione al GDL oppure rigidezza della molla elastica-lineare. [daN*cm/deg]*

*Ry: Limitazione al GDL oppure rigidezza della molla elastica-lineare. [daN*cm/deg]*

*Rz: Limitazione al GDL oppure rigidezza della molla elastica-lineare. [daN*cm/deg]*

Livello	Punto		Estr.	Ux	Uy	Uz	Rx	Ry	Rz
	X	Y							
L3	3206	-340	0	Bloccato	Bloccato	Bloccato	Bloccato	Bloccato	Bloccato
L3	2885	-340	0	Bloccato	Bloccato	Bloccato	Bloccato	Bloccato	Bloccato
L3	2637	-340	0	Bloccato	Bloccato	Bloccato	Bloccato	Bloccato	Bloccato

		Ponte sullo Stretto di Messina PROGETTO DEFINITIVO		
PIAZZALE TRIAGE-FABBRICATO-ALLEGATO ALLA REL. PREDIMENSIONAMENTO STRUTTURE		Codice documento SF0272_F0	Rev F0	Data 20/06/2011

Livello	Punto		Estr.	Ux	Uy	Uz	Rx	Ry	Rz
	X	Y							
L3	2637	410	0	Bloccato	Bloccato	Bloccato	Bloccato	Bloccato	Bloccato
L3	2885	410	0	Bloccato	Bloccato	Bloccato	Bloccato	Bloccato	Bloccato
L3	3206	410	0	Bloccato	Bloccato	Bloccato	Bloccato	Bloccato	Bloccato

Travi C.A. di piano

Sezione: Riferimento ad una definizione di sezione C.A..

P.i.: Posizione dei punti d'inserimento rispetto alla geometria della sezione. SA=Sinistra anima, CA=Centro anima, DA=Destra anima

Liv.: Quota del punto di inserimento iniziale. esprimibile come livello, falda, piano orizzontale alla Z specificata. [cm]

Punto i.: Punto di inserimento iniziale.

X: Coordinata X. [cm]

Y: Coordinata Y. [cm]

Punto f.: Punto di inserimento finale.

X: Coordinata X. [cm]

Y: Coordinata Y. [cm]

Estr.: Distanza dalla quota di inserimento misurata in direzione ortogonale al piano della quota e con verso positivo verso l'alto. [cm]

Mat.: Riferimento ad una definizione di materiale cemento armato.

Car.lin.: Riferimento alla definizione di un carico lineare. L: valori del carico espressi nel sistema locale dell'elemento. G: valori del carico espressi nel sistema globale.

DeltaT: Riferimento alla definizione di una variazione termica. Accetta anche il valore "Nessuno".

Sov.: Aliquota di sovreresistenza da assicurare in verifica.

S.Z: Indica se l'elemento deve essere verificato considerando il sistema verticale.

C.i.: Svincolo o cerniera da applicare al relativo estremo dell'asta nel modello.

C.f.: Svincolo o cerniera da applicare al relativo estremo dell'asta nel modello.

P.lin.: Peso per unità di lunghezza. [daN/cm]

Sezione	P.i.	Liv.	Punto i.		Punto f.		Estr.	Mat.	Car.lin.	DeltaT	Sovr.	S.Z	C.i.	C.f.	P.lin.
			X	Y	X	Y									
R 25*35	CA	L4	2885	410	2885	-340	0	C32/40	Nessuno; G		0	No	No	No	2.19
R 25*35	CA	L4	3206	410	3206	-340	0	C32/40	Nessuno; G		0	No	No	No	2.19
R 25*35	CA	L4	4395	410	4395	-340	0	C32/40	Nessuno; G		0	No	No	No	2.19
R 25*35	CA	L4	1814	410	1814	-340	0	C32/40	Nessuno; G		0	No	No	No	2.19
R 25*35	CA	L4	569	410	569	-340	0	C32/40	Nessuno; G		0	No	No	No	2.19
R 25*35	CA	L4	1014	410	1014	-340	0	C32/40	Nessuno; G		0	No	No	No	2.19
R 25*35	CA	L4	1414	410	1414	-340	0	C32/40	Nessuno; G		0	No	No	No	2.19

		Ponte sullo Stretto di Messina PROGETTO DEFINITIVO		
PIAZZALE TRIAGE-FABBRICATO-ALLEGATO ALLA REL. PREDIMENSIONAMENTO STRUTTURE		Codice documento SF0272_F0	Rev F0	Data 20/06/2011

Fondazioni di piastre

Descrizione breve: Descrizione breve usata nelle tabelle dei capitoli delle piastre di fondazione.

Stratigrafia: Stratigrafia del terreno nel punto medio in pianta dell'elemento.

Sondaggio: È possibile indicare esplicitamente un sondaggio definito nelle preferenze oppure richiedere di estrapolare il sondaggio dalla definizione del sito espressa nelle preferenze.

Estradosso: Distanza dalla quota superiore del sondaggio misurata in verticale con verso positivo verso l'alto. [cm]

Deformazione volumetrica: Valore della deformazione volumetrica impiegato nel calcolo della pressione limite a rottura con la formula di Vesic. Il valore è adimensionale. Accetta anche il valore di default espresso nelle preferenze.

K verticale: Coefficiente di sottofondo verticale del letto di molle. [daN/cm³]

Limite compressione: Pressione limite di plasticizzazione a compressione del letto di molle. [daN/cm²]

Limite trazione: Pressione limite di plasticizzazione a trazione del letto di molle. [daN/cm²]

Descrizione breve	Stratigrafia			K verticale	Limite compressione	Limite trazione
	Sondaggio	Estradosso	Deformazione volumetrica			
FS1	Da sito	0		Default	Default	Default

Piastre C.A. di piano

Livello: Quota di inserimento esprimibile come livello, falda, piano orizzontale alla Z specificata. [cm]

Sp.: Spessore misurato in direzione ortogonale al piano medio dell'elemento. [cm]

Punti: Punti di definizione in pianta.

I.: Indice del punto corrente nell'insieme dei punti di definizione dell'elemento.

X: Coordinata X. [cm]

Y: Coordinata Y. [cm]

Estr.: Distanza dalla quota di inserimento misurata in direzione ortogonale al piano della quota e con verso positivo verso l'alto. [cm]

Mat.: Riferimento ad una definizione di materiale cemento armato.

Car.sup.: Riferimento alla definizione di un carico superficiale. Accetta anche il valore "Nessuno".

Car.pot.: Riferimento alla definizione di un carico potenziale. Accetta anche il valore "Nessuno".

DeltaT: Riferimento alla definizione di una variazione termica. Accetta anche il valore "Nessuno".

Sovr.: Aliquota di sovreresistenza da assicurare in verifica.

S.Z: Indica se l'elemento deve essere verificato considerando il sisma verticale.

P.sup.: Peso per unità di superficie. [daN/cm²]

Fond.: Riferimento alla fondazione sottostante l'elemento.

Fori: Riferimenti a tutti gli elementi che forano la piastra.

Livello	Sp.	Punti			Estr.	Mat.	Car.sup.	Car.pot.	DeltaT	Sovr.	S.Z	P.sup.	Fond.	Fori
		I.	X	Y										
L2	40	1	2885	35	0	C25/30				0	No	0.1	FS1	
		2	3206	35										
		3	3206	410										
		4	2885	410										

PIAZZALE TRIAGE-FABBRICATO-ALLEGATO
ALLA REL. PREDIMENSIONAMENTO
STRUTTURE

Codice documento
SF0272_F0

Rev
F0
Data
20/06/2011

Livello	Sp.	Punti			Estr.	Mat.	Car.sup.	Car.pot.	DeltaT	Sovr.	S.Z	P.sup.	Fond.	Fori
		I.	X	Y										
L2	40	1	2637	35	0	C25/30				0	No	0.1	FS1	
		2	2885	35										
		3	2885	410										
		4	2637	410										
L2	40	1	2885	-340	0	C25/30				0	No	0.1	FS1	
		2	3206	-340										
		3	3206	35										
		4	2885	35										
L2	40	1	2637	-340	0	C25/30				0	No	0.1	FS1	
		2	2885	-340										
		3	2885	35										
		4	2637	35										
L2	30	1	3475	35	0	C25/30				0	No	0.075	FS1	
		2	3475	410										
		3	3206	410										
		4	3206	35										
L2	30	1	3475	-340	0	C25/30				0	No	0.075	FS1	
		2	3475	35										
		3	3206	35										
		4	3206	-340										
L3	40	1	4395	-340	0	C25/30				0	No	0.1	FS1	
		2	4395	410										
		3	3962	410										
		4	3962	-340										
L3	40	1	3206	-340	0	C32/40	carico su solaio vasche			0	No	0.1		
		2	3206	410										
		3	2885	410										
		4	2885	-340										
L3	40	1	3962	-340	0	C25/30				0	No	0.1	FS1	
		2	3962	410										
		3	3528	410										
		4	3528	-340										
L3	40	1	2885	-340	0	C32/40	carico su solaio vasche			0	No	0.1		
		2	2885	410										
		3	2637	410										
		4	2637	-340										
L3	40	1	1414	-411.5	0	C25/30				0	No	0.1	FS1	
		2	1814	-411.5										
		3	1814	-340										
		4	1414	-340										
L3	40	1	1814	-411.5	0	C25/30				0	No	0.1	FS1	
		2	2214	-411.5										
		3	2214	-340										
		4	1814	-340										
L3	40	1	2214	-411.5	0	C25/30				0	No	0.1	FS1	
		2	2584	-411.5										
		3	2584	-340										
		4	2214	-340										
L3	40	1	4818	-340	0	C25/30				0	No	0.1	FS1	

PIAZZALE TRIAGE-FABBRICATO-ALLEGATO
ALLA REL. PREDIMENSIONAMENTO
STRUTTURE

Codice documento
SF0272_F0

Rev	Data
F0	20/06/2011

Livello	Sp.	Punti			Estr.	Mat.	Car.sup.	Car.pot.	DeltaT	Sovr.	S.Z	P.sup.	Fond.	Fori
		I.	X	Y										
		2	4395	-340										
		3	4395	-411										
		4	4818	-411										
L3	40	1	4879	-411	0	C25/30			0	No	0.1	FS1		
		2	4879	-340										
		3	4818	-340										
		4	4818	-411										
L3	40	1	4395	-340	0	C25/30			0	No	0.1	FS1		
		2	3962	-340										
		3	3962	-411										
		4	4395	-411										
L3	40	1	3475	-340	0	C32/40	carico su solaio vasche		0	No	0.1			
		2	3475	410										
		3	3206	410										
		4	3206	-340										
L3	40	1	3962	-340	0	C25/30			0	No	0.1	FS1		
		2	3528	-340										
		3	3528	-411										
		4	3962	-411										
L3	40	1	4879	-340	0	C25/30			0	No	0.1	FS1		
		2	4879	410										
		3	4818	410										
		4	4818	-340										
L3	40	1	3962	410	0	C25/30			0	No	0.1	FS1		
		2	3962	481										
		3	3528	481										
		4	3528	410										
L3	40	1	4818	-340	0	C25/30			0	No	0.1	FS1		
		2	4818	410										
		3	4395	410										
		4	4395	-340										
L3	40	1	4395	410	0	C25/30			0	No	0.1	FS1		
		2	4395	481										
		3	3962	481										
		4	3962	410										
L3	40	1	4879	410	0	C25/30			0	No	0.1	FS1		
		2	4879	481										
		3	4818	481										
		4	4818	410										
L3	40	1	4818	410	0	C25/30			0	No	0.1	FS1		
		2	4818	481										
		3	4395	481										
		4	4395	410										
L3	40	1	1014	-411.5	0	C25/30			0	No	0.1	FS1		
		2	1414	-411.5										
		3	1414	-340										
		4	1014	-340										
L3	40	1	1814	35	0	C25/30			0	No	0.1	FS1		
		2	2214	35										
		3	2214	410										
		4	1814	410										

PIAZZALE TRIAGE-FABBRICATO-ALLEGATO
ALLA REL. PREDIMENSIONAMENTO
STRUTTURE

Codice documento
SF0272_F0

Rev	Data
F0	20/06/2011

Livello	Sp.	Punti			Estr.	Mat.	Car.sup.	Car.pot.	DeltaT	Sovr.	S.Z	P.sup.	Fond.	Fori
		I.	X	Y										
L3	40	1	1414	-340	0	C25/30				0	No	0.1	FS1	
		2	1814	-340										
		3	1814	35										
		4	1414	35										
L3	40	1	1414	35	0	C25/30				0	No	0.1	FS1	
		2	1814	35										
		3	1814	410										
		4	1414	410										
L3	40	1	2214	-340	0	C25/30				0	No	0.1	FS1	
		2	2584	-340										
		3	2584	35										
		4	2214	35										
L3	40	1	2214	35	0	C25/30				0	No	0.1	FS1	
		2	2584	35										
		3	2584	410										
		4	2214	410										
L3	40	1	1814	-340	0	C25/30				0	No	0.1	FS1	
		2	2214	-340										
		3	2214	35										
		4	1814	35										
L3	40	1	569	35	0	C25/30				0	No	0.1	FS1	
		2	1014	35										
		3	1014	410										
		4	569	410										
L3	40	1	254	-340	0	C25/30				0	No	0.1	FS1	
		2	569	-340										
		3	569	35										
		4	254	35										
L3	40	1	254	35	0	C25/30				0	No	0.1	FS1	
		2	569	35										
		3	569	410										
		4	254	410										
L3	40	1	1014	-340	0	C25/30				0	No	0.1	FS1	
		2	1414	-340										
		3	1414	35										
		4	1014	35										
L3	40	1	1014	35	0	C25/30				0	No	0.1	FS1	
		2	1414	35										
		3	1414	410										
		4	1014	410										
L3	40	1	569	-340	0	C25/30				0	No	0.1	FS1	
		2	1014	-340										
		3	1014	35										
		4	569	35										
L3	40	1	193	-340	0	C25/30				0	No	0.1	FS1	
		2	254	-340										
		3	254	35										
		4	193	35										
L3	40	1	193	35	0	C25/30				0	No	0.1	FS1	
		2	254	35										
		3	254	410										
		4	193	410										
L3	40	1	2214	410	0	C25/30				0	No	0.1	FS1	

Livello	Sp.	Punti			Estr.	Mat.	Car.sup.	Car.pot.	DeltaT	Sovr.	S.Z	P.sup.	Fond.	Fori
		I.	X	Y										
		2	2584	410										
		3	2584	481.5										
		4	2214	481.5										
L3	40	1	569	-411.5	0	C25/30			0	No	0.1	FS1		
		2	1014	-411.5										
		3	1014	-340										
		4	569	-340										
L3	40	1	254	-411.5	0	C25/30			0	No	0.1	FS1		
		2	569	-411.5										
		3	569	-340										
		4	254	-340										
L3	40	1	193	-411.5	0	C25/30			0	No	0.1	FS1		
		2	254	-411.5										
		3	254	-340										
		4	193	-340										
L3	40	1	569	410	0	C25/30			0	No	0.1	FS1		
		2	1014	410										
		3	1014	481.5										
		4	569	481.5										
L3	40	1	569	410	0	C25/30			0	No	0.1	FS1		
		2	569	481.5										
		3	254	481.5										
		4	254	410										
L3	40	1	254	410	0	C25/30			0	No	0.1	FS1		
		2	254	481.5										
		3	193	481.5										
		4	193	410										
L3	40	1	1814	410	0	C25/30			0	No	0.1	FS1		
		2	2214	410										
		3	2214	481.5										
		4	1814	481.5										
L3	40	1	1414	410	0	C25/30			0	No	0.1	FS1		
		2	1814	410										
		3	1814	481.5										
		4	1414	481.5										
L3	40	1	1014	410	0	C25/30			0	No	0.1	FS1		
		2	1414	410										
		3	1414	481.5										
		4	1014	481.5										

Pareti C.A.

Tr.: Riferimento al tronco indicante la quota inferiore e superiore.

Sp.: Spessore misurato in direzione ortogonale al piano medio dell'elemento. [cm]

P.i.: Posizione del punto di inserimento rispetto ad una sezione verticale, vista dal punto iniziale verso il punto finale.

Punto i.: Punto iniziale in pianta.

X: Coordinata X. [cm]

Y: Coordinata Y. [cm]

Punto f.: Punto finale in pianta.

X: Coordinata X. [cm]

		Ponte sullo Stretto di Messina PROGETTO DEFINITIVO		
		PIAZZALE TRIAGE-FABBRICATO-ALLEGATO ALLA REL. PREDIMENSIONAMENTO STRUTTURE	<i>Codice documento</i> SF0272_F0	<i>Rev</i> F0

Y: Coordinata Y. [cm]

Mat.: Riferimento ad una definizione di materiale cemento armato.

Car.pot.: Riferimento alla definizione di un carico potenziale. Accetta anche il valore "Nessuno".

DeltaT: Riferimento alla definizione di una variazione termica. Accetta anche il valore "Nessuno".

Sovr.: Aliquota di sovreresistenza da assicurare in verifica.

S.Z: Indica se l'elemento deve essere verificato considerando il sisma verticale.

P.sup.: Peso per unità di superficie. [daN/cm²]

Aperture: Riferimenti a tutti gli elementi che forano la parete.

Tr.	Sp.	P.i.	Punto i.		Punto f.		Mat.	Car.pot.	DeltaT	Sovr.	S.Z	P.sup.	Aperture
			X	Y	X	Y							
T2	40	Centro	3206	410	3475	410	C32/40	terreno		0	No	0.1	
T2	40	Centro	2885	-340	2637	-340	C32/40	terreno		0	No	0.1	
T2	40	Centro	3475	410	3475	35	C32/40	terreno		0	No	0.1	
T2	40	Centro	3475	-340	3206	-340	C32/40	terreno		0	No	0.1	
T2	40	Centro	3475	35	3475	-340	C32/40	terreno		0	No	0.1	
T2	40	Centro	2637	410	2885	410	C32/40	terreno		0	No	0.1	
T2	40	Centro	2885	410	3206	410	C32/40	terreno		0	No	0.1	
T2	40	Centro	2637	-340	2637	35	C32/40	terreno		0	No	0.1	
T2	40	Centro	2637	35	2637	410	C32/40	terreno		0	No	0.1	
T2	40	Centro	3206	-340	2885	-340	C32/40	terreno		0	No	0.1	
T3	25	Centro	3962	410	4395	410	C32/40			0	No	0.0625	
T3	25	Centro	4395	410	4818	410	C32/40			0	No	0.0625	
T3	22	Centro	2214	35	2214	-340	C32/40			0	No	0.055	
T3	22	Centro	2214	410	2214	35	C32/40			0	No	0.055	
T3	25	Centro	3962	-340	4395	-340	C32/40			0	No	0.0625	
T3	25	Centro	3528	-340	3962	-340	C32/40			0	No	0.0625	
T3	25	Centro	3528	410	3962	410	C32/40			0	No	0.0625	
T3	25	Centro	4395	-340	4818	-340	C32/40			0	No	0.0625	
T3	22	Centro	3962	410	3962	35	C32/40			0	No	0.055	
T3	25	Centro	3475	410	3475	35	C32/40			0	No	0.0625	
T3	25	Centro	3206	410	3475	410	C32/40			0	No	0.0625	
T3	25	Centro	3475	-340	3206	-340	C32/40			0	No	0.0625	
T3	25	Centro	3475	35	3475	-340	C32/40			0	No	0.0625	
T3	25	Centro	2637	35	2637	-340	C32/40			0	No	0.0625	
T3	22	Centro	3962	35	3962	-340	C32/40			0	No	0.055	
T3	25	Centro	4818	410	4818	-340	C32/40			0	No	0.0625	
T3	25	Centro	2637	410	2637	35	C32/40			0	No	0.0625	
T3	25	Centro	569	410	1014	410	C32/40			0	No	0.0625	
T3	25	Centro	2214	410	2584	410	C32/40			0	No	0.0625	
T3	25	Centro	254	-340	569	-340	C32/40			0	No	0.0625	
T3	25	Centro	1014	410	1414	410	C32/40			0	No	0.0625	
T3	25	Centro	1814	410	2214	410	C32/40			0	No	0.0625	
T3	25	Centro	254	35	254	410	C32/40			0	No	0.0625	
T3	25	Centro	254	-340	254	35	C32/40			0	No	0.0625	
T3	25	Centro	1414	410	1814	410	C32/40			0	No	0.0625	
T3	25	Centro	254	410	569	410	C32/40			0	No	0.0625	
T3	25	Centro	2885	-340	3206	-340	C32/40			0	No	0.0625	
T3	25	Centro	2637	-340	2885	-340	C32/40			0	No	0.0625	
T3	25	Centro	2885	410	3206	410	C32/40			0	No	0.0625	
T3	25	Centro	2637	410	2885	410	C32/40			0	No	0.0625	
T3	25	Centro	2214	-340	2584	-340	C32/40			0	No	0.0625	
T3	25	Centro	1014	-340	1414	-340	C32/40			0	No	0.0625	

		Ponte sullo Stretto di Messina PROGETTO DEFINITIVO		
		PIAZZALE TRIAGE-FABBRICATO-ALLEGATO ALLA REL. PREDIMENSIONAMENTO STRUTTURE		<i>Codice documento</i> SF0272_F0

Tr.	Sp.	P.i.	Punto i.		Punto f.		Mat.	Car.pot.	DeltaT	Sovr.	S.Z	P.sup.	Aperture
			X	Y	X	Y							
T3	25	Centro	569	-340	1014	-340	C32/40			0	No	0.0625	
T3	25	Centro	1814	-340	2214	-340	C32/40			0	No	0.0625	
T3	25	Centro	1414	-340	1814	-340	C32/40			0	No	0.0625	

Carichi lineari di piano

Carico: Riferimento alla definizione di un carico lineare.

Livello: Quota del punto di inserimento iniziale. esprimibile come livello, falda, piano orizzontale alla Z specificata. [cm]

Punto i.: Punto di inserimento iniziale.

X: Coordinata X. [cm]

Y: Coordinata Y. [cm]

Punto f.: Punto di inserimento finale.

X: Coordinata X. [cm]

Y: Coordinata Y. [cm]

Estr.: Distanza dalla quota di inserimento misurata in direzione ortogonale al piano della quota e con verso positivo verso l'alto. [cm]

Carico	Livello	Punto i.		Punto f.		Estr.
		X	Y	X	Y	
cornicione	COPERTURA	3528	410	4818	410	0
cornicione	COPERTURA	4818	410	4818	-340	0
cornicione	COPERTURA	4818	-340	3528	-340	0
cornicione	COPERTURA	2637	-340	2637	410	0
cornicione	COPERTURA	254	410	2584	410	0
cornicione	COPERTURA	2584	-340	254	-340	0
cornicione	COPERTURA	254	-340	254	410	0

Carichi superficiali di piano

Carico: Riferimento alla definizione di un carico di superficie.

Solaio: Riferimento alla definizione di una sezione di solaio. Accetta anche il valore "Nessuno".

Liv.: Quota di inserimento esprimibile come livello, falda, piano orizzontale alla Z specificata. [cm]

Punti: Punti di definizione in pianta.

Indice: Indice del punto corrente nell'insieme dei punti di definizione dell'elemento.

X: Coordinata X. [cm]

Y: Coordinata Y. [cm]

Estr.: Distanza dalla quota di inserimento misurata in direzione ortogonale al piano della quota e con verso positivo verso l'alto. [cm]

Angolo: Direzione delle nervature che trasmettono il carico. Angolo misurato dal semiasse positivo delle ascisse in verso antiorario. [deg]

Comp.: Descrizione sintetica del comportamento del carico superficiale o, nel caso di comportamento membranale, riferimento alla descrizione analitica della membrana.

Fori: Riferimenti a tutti gli elementi che forano il carico superficiale.

**PIAZZALE TRIAGE-FABBRICATO-ALLEGATO
ALLA REL. PREDIMENSIONAMENTO
STRUTTURE**

Codice documento
SF0272_F0

<i>Rev</i>	<i>Data</i>
F0	20/06/2011

Carico	Solaio	Liv.	Punti			Estr.	Angolo	Comp.	Fori
			Indice	X	Y				
solaio coertura	Pre 30*(6+24+5)/120	L4	1	2584	-340	0	90	Nessuno	
			2	2584	410				
			3	2214	410				
			4	2214	-340				
solaio coertura	Pre 30*(6+24+5)/120	L4	1	2214	-340	0	90	Nessuno	
			2	2214	410				
			3	1814	410				
			4	1814	-340				
solaio coertura	Pre 30*(6+24+5)/120	L4	1	3475	-340	0	90	Nessuno	
			2	3475	410				
			3	2637	410				
			4	2637	-340				
solaio coertura	Pre 30*(6+24+5)/120	L4	1	4818	-340	0	90	Nessuno	
			2	4818	410				
			3	3528	410				
			4	3528	-340				
solaio coertura	Pre 30*(6+24+5)/120	L4	1	1014	-340	0	90	Nessuno	
			2	1014	410				
			3	569	410				
			4	569	-340				
solaio coertura	Pre 30*(6+24+5)/120	L4	1	569	-340	0	90	Nessuno	
			2	569	410				
			3	254	410				
			4	254	-340				
solaio coertura	Pre 30*(6+24+5)/120	L4	1	1814	-340	0	90	Nessuno	
			2	1814	410				
			3	1414	410				
			4	1414	-340				
solaio coertura	Pre 30*(6+24+5)/120	L4	1	1414	-340	0	90	Nessuno	
			2	1414	410				
			3	1014	410				
			4	1014	-340				

**PIAZZALE TRIAGE-FABBRICATO-ALLEGATO
ALLA REL. PREDIMENSIONAMENTO
STRUTTURE**

Codice documento
SF0272_F0

<i>Rev</i>	<i>Data</i>
F0	20/06/2011

Nodi di definizione del modello

Indice: Numero dell'elemento nell'insieme che lo contiene.

Posizione: Coordinate del nodo.

X: Coordinata X. [cm]

Y: Coordinata Y. [cm]

Z: Coordinata Z. [cm]

Indice	Posizione			Indice	Posizione			Indice	Posizione			Indice	Posizione		
	X	Y	Z		X	Y	Z		X	Y	Z		X	Y	Z
2	2637	-340	120	3	2699	-340	120	4	2761	-340	120	5	2823	-340	120
6	2885	-340	120	7	2949.2	-340	120	8	3013.4	-340	120	9	3077.6	-340	120
10	3141.8	-340	120	11	3206	-340	120	12	3273.3	-340	120	13	3340.5	-340	120
14	3407.8	-340	120	15	3475	-340	120	16	2637	-277.5	120	17	2699	-277.5	120
18	2761	-277.5	120	19	2823	-277.5	120	20	2885	-277.5	120	21	2949.2	-277.5	120
22	3013.4	-277.5	120	23	3077.6	-277.5	120	24	3141.8	-277.5	120	25	3206	-277.5	120
26	3273.3	-277.5	120	27	3340.5	-277.5	120	28	3407.8	-277.5	120	29	3475	-277.5	120
30	2637	-215	120	31	2699	-215	120	32	2761	-215	120	33	2823	-215	120
34	2885	-215	120	35	2949.2	-215	120	36	3013.4	-215	120	37	3077.6	-215	120
38	3141.8	-215	120	39	3206	-215	120	40	3273.3	-215	120	41	3340.5	-215	120
42	3407.8	-215	120	43	3475	-215	120	44	2637	-152.5	120	45	2699	-152.5	120
46	2761	-152.5	120	47	2823	-152.5	120	48	2885	-152.5	120	49	2949.2	-152.5	120
50	3013.4	-152.5	120	51	3077.6	-152.5	120	52	3141.8	-152.5	120	53	3206	-152.5	120
54	3273.3	-152.5	120	55	3340.5	-152.5	120	56	3407.8	-152.5	120	57	3475	-152.5	120
58	2637	-90	120	59	2699	-90	120	60	2761	-90	120	61	2823	-90	120
62	2885	-90	120	63	2949.2	-90	120	64	3013.4	-90	120	65	3077.6	-90	120
66	3141.8	-90	120	67	3206	-90	120	68	3273.3	-90	120	69	3340.5	-90	120
70	3407.8	-90	120	71	3475	-90	120	72	2637	-27.5	120	73	2699	-27.5	120
74	2761	-27.5	120	75	2823	-27.5	120	76	2885	-27.5	120	77	2949.2	-27.5	120
78	3013.4	-27.5	120	79	3077.6	-27.5	120	80	3141.8	-27.5	120	81	3206	-27.5	120
82	3273.3	-27.5	120	83	3340.5	-27.5	120	84	3407.8	-27.5	120	85	3475	-27.5	120
86	2637	35	120	87	2699	35	120	88	2761	35	120	89	2823	35	120
90	2885	35	120	91	2949.2	35	120	92	3013.4	35	120	93	3056	35	120
94	3077.6	35	120	95	3141.8	35	120	96	3206	35	120	97	3273.3	35	120
98	3340.5	35	120	99	3407.8	35	120	100	3475	35	120	101	2637	97.5	120
102	2699	97.5	120	103	2761	97.5	120	104	2823	97.5	120	105	2885	97.5	120
106	2949.2	97.5	120	107	3013.4	97.5	120	108	3077.6	97.5	120	109	3141.8	97.5	120
110	3206	97.5	120	111	3273.3	97.5	120	112	3340.5	97.5	120	113	3407.8	97.5	120
114	3475	97.5	120	115	2637	160	120	116	2699	160	120	117	2761	160	120
118	2823	160	120	119	2885	160	120	120	2949.2	160	120	121	3013.4	160	120
122	3077.6	160	120	123	3141.8	160	120	124	3206	160	120	125	3273.3	160	120
126	3340.5	160	120	127	3407.8	160	120	128	3475	160	120	129	2637	222.5	120
130	2699	222.5	120	131	2761	222.5	120	132	2823	222.5	120	133	2885	222.5	120
134	2949.2	222.5	120	135	3013.4	222.5	120	136	3077.6	222.5	120	137	3141.8	222.5	120
138	3206	222.5	120	139	3273.3	222.5	120	140	3340.5	222.5	120	141	3407.8	222.5	120
142	3475	222.5	120	143	2637	285	120	144	2699	285	120	145	2761	285	120
146	2823	285	120	147	2885	285	120	148	2949.2	285	120	149	3013.4	285	120
150	3077.6	285	120	151	3141.8	285	120	152	3206	285	120	153	3273.3	285	120
154	3340.5	285	120	155	3407.8	285	120	156	3475	285	120	157	2637	347.5	120
158	2699	347.5	120	159	2761	347.5	120	160	2823	347.5	120	161	2885	347.5	120
162	2949.2	347.5	120	163	3013.4	347.5	120	164	3077.6	347.5	120	165	3141.8	347.5	120
166	3206	347.5	120	167	3273.3	347.5	120	168	3340.5	347.5	120	169	3407.8	347.5	120
170	3475	347.5	120	171	2637	410	120	172	2699	410	120	173	2761	410	120
174	2823	410	120	175	2885	410	120	176	2949.2	410	120	177	3013.4	410	120



Ponte sullo Stretto di Messina
PROGETTO DEFINITIVO

**PIAZZALE TRIAGE-FABBRICATO-ALLEGATO
ALLA REL. PREDIMENSIONAMENTO
STRUTTURE**

Codice documento
SF0272_F0

Rev *Data*
F0 20/06/2011

Indice	Posizione			Indice	Posizione			Indice	Posizione			Indice	Posizione		
	X	Y	Z		X	Y	Z		X	Y	Z		X	Y	Z
178	3077.6	410	120	179	3141.8	410	120	180	3206	410	120	181	3273.3	410	120
182	3340.5	410	120	183	3407.8	410	120	184	3475	410	120	185	2637	-340	182.1
186	2699	-340	182.1	187	2761	-340	182.1	188	2823	-340	182.1	189	2885	-340	182.1
190	2949.2	-340	182.1	191	3013.4	-340	182.1	192	3077.6	-340	182.1	193	3141.8	-340	182.1
194	3206	-340	182.1	195	3273.3	-340	182.1	196	3340.5	-340	182.1	197	3407.8	-340	182.1
198	3475	-340	182.1	199	2637	-277.5	182.1	200	3475	-277.5	182.1	201	2637	-215	182.1
202	3475	-215	182.1	203	2637	-152.5	182.1	204	3475	-152.5	182.1	205	2637	-90	182.1
206	3475	-90	182.1	207	2637	-27.5	182.1	208	3475	-27.5	182.1	209	2637	35	182.1
210	3475	35	182.1	211	2637	97.5	182.1	212	3475	97.5	182.1	213	2637	160	182.1
214	3475	160	182.1	215	2637	222.5	182.1	216	3475	222.5	182.1	217	2637	285	182.1
218	3475	285	182.1	219	2637	347.5	182.1	220	3475	347.5	182.1	221	2637	410	182.1
222	2699	410	182.1	223	2761	410	182.1	224	2823	410	182.1	225	2885	410	182.1
226	2949.2	410	182.1	227	3013.4	410	182.1	228	3077.6	410	182.1	229	3141.8	410	182.1
230	3206	410	182.1	231	3273.3	410	182.1	232	3340.5	410	182.1	233	3407.8	410	182.1
234	3475	410	182.1	235	2637	-340	244.3	236	2699	-340	244.3	237	2761	-340	244.3
238	2823	-340	244.3	239	2885	-340	244.3	240	2949.2	-340	244.3	241	3013.4	-340	244.3
242	3077.6	-340	244.3	243	3141.8	-340	244.3	244	3206	-340	244.3	245	3273.3	-340	244.3
246	3340.5	-340	244.3	247	3407.8	-340	244.3	248	3475	-340	244.3	249	2637	-277.5	244.3
250	3475	-277.5	244.3	251	2637	-215	244.3	252	3475	-215	244.3	253	2637	-152.5	244.3
254	3475	-152.5	244.3	255	2637	-90	244.3	256	3475	-90	244.3	257	2637	-27.5	244.3
258	3475	-27.5	244.3	259	2637	35	244.3	260	3475	35	244.3	261	2637	97.5	244.3
262	3475	97.5	244.3	263	2637	160	244.3	264	3475	160	244.3	265	2637	222.5	244.3
266	3475	222.5	244.3	267	2637	285	244.3	268	3475	285	244.3	269	2637	347.5	244.3
270	3475	347.5	244.3	271	2637	410	244.3	272	2699	410	244.3	273	2761	410	244.3
274	2823	410	244.3	275	2885	410	244.3	276	2949.2	410	244.3	277	3013.4	410	244.3
278	3077.6	410	244.3	279	3141.8	410	244.3	280	3206	410	244.3	281	3273.3	410	244.3
282	3340.5	410	244.3	283	3407.8	410	244.3	284	3475	410	244.3	285	2637	-340	306.4
286	2699	-340	306.4	287	2761	-340	306.4	288	2823	-340	306.4	289	2885	-340	306.4
290	2949.2	-340	306.4	291	3013.4	-340	306.4	292	3077.6	-340	306.4	293	3141.8	-340	306.4
294	3206	-340	306.4	295	3273.3	-340	306.4	296	3340.5	-340	306.4	297	3407.8	-340	306.4
298	3475	-340	306.4	299	2637	-277.5	306.4	300	3475	-277.5	306.4	301	2637	-215	306.4
302	3475	-215	306.4	303	2637	-152.5	306.4	304	3475	-152.5	306.4	305	2637	-90	306.4
306	3475	-90	306.4	307	2637	-27.5	306.4	308	3475	-27.5	306.4	309	2637	35	306.4
310	3475	35	306.4	311	2637	97.5	306.4	312	3475	97.5	306.4	313	2637	160	306.4
314	3475	160	306.4	315	2637	222.5	306.4	316	3475	222.5	306.4	317	2637	285	306.4
318	3475	285	306.4	319	2637	347.5	306.4	320	3475	347.5	306.4	321	2637	410	306.4
322	2699	410	306.4	323	2761	410	306.4	324	2823	410	306.4	325	2885	410	306.4
326	2949.2	410	306.4	327	3013.4	410	306.4	328	3077.6	410	306.4	329	3141.8	410	306.4
330	3206	410	306.4	331	3273.3	410	306.4	332	3340.5	410	306.4	333	3407.8	410	306.4
334	3475	410	306.4	335	2637	-340	368.6	336	2699	-340	368.6	337	2761	-340	368.6
338	2823	-340	368.6	339	2885	-340	368.6	340	2949.2	-340	368.6	341	3013.4	-340	368.6
342	3077.6	-340	368.6	343	3141.8	-340	368.6	344	3206	-340	368.6	345	3273.3	-340	368.6
346	3340.5	-340	368.6	347	3407.8	-340	368.6	348	3475	-340	368.6	349	2637	-277.5	368.6
350	3475	-277.5	368.6	351	2637	-215	368.6	352	3475	-215	368.6	353	2637	-152.5	368.6
354	3475	-152.5	368.6	355	2637	-90	368.6	356	3475	-90	368.6	357	2637	-27.5	368.6
358	3475	-27.5	368.6	359	2637	35	368.6	360	3475	35	368.6	361	2637	97.5	368.6
362	3475	97.5	368.6	363	2637	160	368.6	364	3475	160	368.6	365	2637	222.5	368.6
366	3475	222.5	368.6	367	2637	285	368.6	368	3475	285	368.6	369	2637	347.5	368.6
370	3475	347.5	368.6	371	2637	410	368.6	372	2699	410	368.6	373	2761	410	368.6
374	2823	410	368.6	375	2885	410	368.6	376	2949.2	410	368.6	377	3013.4	410	368.6
378	3077.6	410	368.6	379	3141.8	410	368.6	380	3206	410	368.6	381	3273.3	410	368.6
382	3340.5	410	368.6	383	3407.8	410	368.6	384	3475	410	368.6	385	2637	-340	430.7
386	2699	-340	430.7	387	2761	-340	430.7	388	2823	-340	430.7	389	2885	-340	430.7

**PIAZZALE TRIAGE-FABBRICATO-ALLEGATO
ALLA REL. PREDIMENSIONAMENTO
STRUTTURE**

Codice documento
SF0272_F0

<i>Rev</i>	<i>Data</i>
F0	20/06/2011

Indice	Posizione			Indice	Posizione			Indice	Posizione			Indice	Posizione		
	X	Y	Z		X	Y	Z		X	Y	Z		X	Y	Z
390	2949.2	-340	430.7	391	3013.4	-340	430.7	392	3077.6	-340	430.7	393	3141.8	-340	430.7
394	3206	-340	430.7	395	3273.3	-340	430.7	396	3340.5	-340	430.7	397	3407.8	-340	430.7
398	3475	-340	430.7	399	2637	-277.5	430.7	400	3475	-277.5	430.7	401	2637	-215	430.7
402	3475	-215	430.7	403	2637	-152.5	430.7	404	3475	-152.5	430.7	405	2637	-90	430.7
406	3475	-90	430.7	407	2637	-27.5	430.7	408	3475	-27.5	430.7	409	2637	35	430.7
410	3475	35	430.7	411	2637	97.5	430.7	412	3475	97.5	430.7	413	2637	160	430.7
414	3475	160	430.7	415	2637	222.5	430.7	416	3475	222.5	430.7	417	2637	285	430.7
418	3475	285	430.7	419	2637	347.5	430.7	420	3475	347.5	430.7	421	2637	410	430.7
422	2699	410	430.7	423	2761	410	430.7	424	2823	410	430.7	425	2885	410	430.7
426	2949.2	410	430.7	427	3013.4	410	430.7	428	3077.6	410	430.7	429	3141.8	410	430.7
430	3206	410	430.7	431	3273.3	410	430.7	432	3340.5	410	430.7	433	3407.8	410	430.7
434	3475	410	430.7	435	2637	-340	492.9	436	2699	-340	492.9	437	2761	-340	492.9
438	2823	-340	492.9	439	2885	-340	492.9	440	2949.2	-340	492.9	441	3013.4	-340	492.9
442	3077.6	-340	492.9	443	3141.8	-340	492.9	444	3206	-340	492.9	445	3273.3	-340	492.9
446	3340.5	-340	492.9	447	3407.8	-340	492.9	448	3475	-340	492.9	449	2637	-277.5	492.9
450	3475	-277.5	492.9	451	2637	-215	492.9	452	3475	-215	492.9	453	2637	-152.5	492.9
454	3475	-152.5	492.9	455	2637	-90	492.9	456	3475	-90	492.9	457	2637	-27.5	492.9
458	3475	-27.5	492.9	459	2637	35	492.9	460	3475	35	492.9	461	2637	97.5	492.9
462	3475	97.5	492.9	463	2637	160	492.9	464	3475	160	492.9	465	2637	222.5	492.9
466	3475	222.5	492.9	467	2637	285	492.9	468	3475	285	492.9	469	2637	347.5	492.9
470	3475	347.5	492.9	471	2637	410	492.9	472	2699	410	492.9	473	2761	410	492.9
474	2823	410	492.9	475	2885	410	492.9	476	2949.2	410	492.9	477	3013.4	410	492.9
478	3077.6	410	492.9	479	3141.8	410	492.9	480	3206	410	492.9	481	3273.3	410	492.9
482	3340.5	410	492.9	483	3407.8	410	492.9	484	3475	410	492.9	485	193	-411.5	555
486	254	-411.5	555	487	317	-411.5	555	488	380	-411.5	555	489	443	-411.5	555
490	506	-411.5	555	491	569	-411.5	555	492	632.6	-411.5	555	493	696.1	-411.5	555
494	759.7	-411.5	555	495	823.3	-411.5	555	496	886.9	-411.5	555	497	950.4	-411.5	555
498	1014	-411.5	555	499	1071.1	-411.5	555	500	1128.3	-411.5	555	501	1185.4	-411.5	555
502	1242.6	-411.5	555	503	1299.7	-411.5	555	504	1356.9	-411.5	555	505	1414	-411.5	555
506	1471.1	-411.5	555	507	1528.3	-411.5	555	508	1585.4	-411.5	555	509	1642.6	-411.5	555
510	1699.7	-411.5	555	511	1756.9	-411.5	555	512	1814	-411.5	555	513	1871.1	-411.5	555
514	1928.3	-411.5	555	515	1985.4	-411.5	555	516	2042.6	-411.5	555	517	2099.7	-411.5	555
518	2156.9	-411.5	555	519	2214	-411.5	555	520	2275.7	-411.5	555	521	2337.3	-411.5	555
522	2399	-411.5	555	523	2460.7	-411.5	555	524	2522.3	-411.5	555	525	2584	-411.5	555
526	3528	-411	555	527	3590	-411	555	528	3652	-411	555	529	3714	-411	555
530	3776	-411	555	531	3838	-411	555	532	3900	-411	555	533	3962	-411	555
534	4023.9	-411	555	535	4085.7	-411	555	536	4147.6	-411	555	537	4209.4	-411	555
538	4271.3	-411	555	539	4333.1	-411	555	540	4395	-411	555	541	4455.4	-411	555
542	4515.9	-411	555	543	4576.3	-411	555	544	4636.7	-411	555	545	4697.1	-411	555
546	4757.6	-411	555	547	4818	-411	555	548	4879	-411	555	549	193	-340	555
550	254	-340	555	551	317	-340	555	552	380	-340	555	553	443	-340	555
554	506	-340	555	555	569	-340	555	556	632.6	-340	555	557	696.1	-340	555
558	759.7	-340	555	559	823.3	-340	555	560	886.9	-340	555	561	950.4	-340	555
562	1014	-340	555	563	1071.1	-340	555	564	1128.3	-340	555	565	1185.4	-340	555
566	1242.6	-340	555	567	1299.7	-340	555	568	1356.9	-340	555	569	1414	-340	555
570	1471.1	-340	555	571	1528.3	-340	555	572	1585.4	-340	555	573	1642.6	-340	555
574	1699.7	-340	555	575	1756.9	-340	555	576	1814	-340	555	577	1871.1	-340	555
578	1928.3	-340	555	579	1985.4	-340	555	580	2042.6	-340	555	581	2099.7	-340	555
582	2156.9	-340	555	583	2214	-340	555	584	2275.7	-340	555	585	2337.3	-340	555
586	2399	-340	555	587	2460.7	-340	555	588	2522.3	-340	555	589	2584	-340	555
590	2637	-340	555	591	2699	-340	555	592	2761	-340	555	593	2823	-340	555
594	2885	-340	555	595	2949.2	-340	555	596	3013.4	-340	555	597	3077.6	-340	555
598	3141.8	-340	555	599	3206	-340	555	600	3273.3	-340	555	601	3340.5	-340	555

**PIAZZALE TRIAGE-FABBRICATO-ALLEGATO
ALLA REL. PREDIMENSIONAMENTO
STRUTTURE**

Codice documento
SF0272_F0

<i>Rev</i>	<i>Data</i>
F0	20/06/2011

Indice	Posizione			Indice	Posizione			Indice	Posizione			Indice	Posizione		
	X	Y	Z		X	Y	Z		X	Y	Z		X	Y	Z
602	3407.8	-340	555	603	3475	-340	555	604	3528	-340	555	605	3590	-340	555
606	3652	-340	555	607	3714	-340	555	608	3776	-340	555	609	3838	-340	555
610	3900	-340	555	611	3962	-340	555	612	4023.9	-340	555	613	4085.7	-340	555
614	4147.6	-340	555	615	4209.4	-340	555	616	4271.3	-340	555	617	4333.1	-340	555
618	4395	-340	555	619	4455.4	-340	555	620	4515.9	-340	555	621	4576.3	-340	555
622	4636.7	-340	555	623	4697.1	-340	555	624	4757.6	-340	555	625	4818	-340	555
626	4879	-340	555	627	193	-277.5	555	628	254	-277.5	555	629	317	-277.5	555
630	380	-277.5	555	631	443	-277.5	555	632	506	-277.5	555	633	569	-277.5	555
634	632.6	-277.5	555	635	696.1	-277.5	555	636	759.7	-277.5	555	637	823.3	-277.5	555
638	886.9	-277.5	555	639	950.4	-277.5	555	640	1014	-277.5	555	641	1071.1	-277.5	555
642	1128.3	-277.5	555	643	1185.4	-277.5	555	644	1242.6	-277.5	555	645	1299.7	-277.5	555
646	1356.9	-277.5	555	647	1414	-277.5	555	648	1471.1	-277.5	555	649	1528.3	-277.5	555
650	1585.4	-277.5	555	651	1642.6	-277.5	555	652	1699.7	-277.5	555	653	1756.9	-277.5	555
654	1814	-277.5	555	655	1871.1	-277.5	555	656	1928.3	-277.5	555	657	1985.4	-277.5	555
658	2042.6	-277.5	555	659	2099.7	-277.5	555	660	2156.9	-277.5	555	661	2214	-277.5	555
662	2275.7	-277.5	555	663	2337.3	-277.5	555	664	2399	-277.5	555	665	2460.7	-277.5	555
666	2522.3	-277.5	555	667	2584	-277.5	555	668	2637	-277.5	555	669	2699	-277.5	555
670	2761	-277.5	555	671	2823	-277.5	555	672	2885	-277.5	555	673	2949.2	-277.5	555
674	3013.4	-277.5	555	675	3077.6	-277.5	555	676	3141.8	-277.5	555	677	3206	-277.5	555
678	3273.3	-277.5	555	679	3340.5	-277.5	555	680	3407.8	-277.5	555	681	3475	-277.5	555
682	3528	-277.5	555	683	3590	-277.5	555	684	3652	-277.5	555	685	3714	-277.5	555
686	3776	-277.5	555	687	3838	-277.5	555	688	3900	-277.5	555	689	3962	-277.5	555
690	4023.9	-277.5	555	691	4085.7	-277.5	555	692	4147.6	-277.5	555	693	4209.4	-277.5	555
694	4271.3	-277.5	555	695	4333.1	-277.5	555	696	4395	-277.5	555	697	4455.4	-277.5	555
698	4515.9	-277.5	555	699	4576.3	-277.5	555	700	4636.7	-277.5	555	701	4697.1	-277.5	555
702	4757.6	-277.5	555	703	4818	-277.5	555	704	4879	-277.5	555	705	193	-215	555
706	254	-215	555	707	317	-215	555	708	380	-215	555	709	443	-215	555
710	506	-215	555	711	569	-215	555	712	632.6	-215	555	713	696.1	-215	555
714	759.7	-215	555	715	823.3	-215	555	716	886.9	-215	555	717	950.4	-215	555
718	1014	-215	555	719	1071.1	-215	555	720	1128.3	-215	555	721	1185.4	-215	555
722	1242.6	-215	555	723	1299.7	-215	555	724	1356.9	-215	555	725	1414	-215	555
726	1471.1	-215	555	727	1528.3	-215	555	728	1585.4	-215	555	729	1642.6	-215	555
730	1699.7	-215	555	731	1756.9	-215	555	732	1814	-215	555	733	1871.1	-215	555
734	1928.3	-215	555	735	1985.4	-215	555	736	2042.6	-215	555	737	2099.7	-215	555
738	2156.9	-215	555	739	2214	-215	555	740	2275.7	-215	555	741	2337.3	-215	555
742	2399	-215	555	743	2460.7	-215	555	744	2522.3	-215	555	745	2584	-215	555
746	2637	-215	555	747	2699	-215	555	748	2761	-215	555	749	2823	-215	555
750	2885	-215	555	751	2949.2	-215	555	752	3013.4	-215	555	753	3077.6	-215	555
754	3141.8	-215	555	755	3206	-215	555	756	3273.3	-215	555	757	3340.5	-215	555
758	3407.8	-215	555	759	3475	-215	555	760	3528	-215	555	761	3590	-215	555
762	3652	-215	555	763	3714	-215	555	764	3776	-215	555	765	3838	-215	555
766	3900	-215	555	767	3962	-215	555	768	4023.9	-215	555	769	4085.7	-215	555
770	4147.6	-215	555	771	4209.4	-215	555	772	4271.3	-215	555	773	4333.1	-215	555
774	4395	-215	555	775	4455.4	-215	555	776	4515.9	-215	555	777	4576.3	-215	555
778	4636.7	-215	555	779	4697.1	-215	555	780	4757.6	-215	555	781	4818	-215	555
782	4879	-215	555	783	193	-152.5	555	784	254	-152.5	555	785	317	-152.5	555
786	380	-152.5	555	787	443	-152.5	555	788	506	-152.5	555	789	569	-152.5	555
790	632.6	-152.5	555	791	696.1	-152.5	555	792	759.7	-152.5	555	793	823.3	-152.5	555
794	886.9	-152.5	555	795	950.4	-152.5	555	796	1014	-152.5	555	797	1071.1	-152.5	555
798	1128.3	-152.5	555	799	1185.4	-152.5	555	800	1242.6	-152.5	555	801	1299.7	-152.5	555
802	1356.9	-152.5	555	803	1414	-152.5	555	804	1471.1	-152.5	555	805	1528.3	-152.5	555
806	1585.4	-152.5	555	807	1642.6	-152.5	555	808	1699.7	-152.5	555	809	1756.9	-152.5	555
810	1814	-152.5	555	811	1871.1	-152.5	555	812	1928.3	-152.5	555	813	1985.4	-152.5	555

**PIAZZALE TRIAGE-FABBRICATO-ALLEGATO
ALLA REL. PREDIMENSIONAMENTO
STRUTTURE**

Codice documento
SF0272_F0

<i>Rev</i>	<i>Data</i>
F0	20/06/2011

Indice	Posizione			Indice	Posizione			Indice	Posizione			Indice	Posizione		
	X	Y	Z		X	Y	Z		X	Y	Z		X	Y	Z
814	2042.6	-152.5	555	815	2099.7	-152.5	555	816	2156.9	-152.5	555	817	2214	-152.5	555
818	2275.7	-152.5	555	819	2337.3	-152.5	555	820	2399	-152.5	555	821	2460.7	-152.5	555
822	2522.3	-152.5	555	823	2584	-152.5	555	824	2637	-152.5	555	825	2699	-152.5	555
826	2761	-152.5	555	827	2823	-152.5	555	828	2885	-152.5	555	829	2949.2	-152.5	555
830	3013.4	-152.5	555	831	3077.6	-152.5	555	832	3141.8	-152.5	555	833	3206	-152.5	555
834	3273.3	-152.5	555	835	3340.5	-152.5	555	836	3407.8	-152.5	555	837	3475	-152.5	555
838	3528	-152.5	555	839	3590	-152.5	555	840	3652	-152.5	555	841	3714	-152.5	555
842	3776	-152.5	555	843	3838	-152.5	555	844	3900	-152.5	555	845	3962	-152.5	555
846	4023.9	-152.5	555	847	4085.7	-152.5	555	848	4147.6	-152.5	555	849	4209.4	-152.5	555
850	4271.3	-152.5	555	851	4333.1	-152.5	555	852	4395	-152.5	555	853	4455.4	-152.5	555
854	4515.9	-152.5	555	855	4576.3	-152.5	555	856	4636.7	-152.5	555	857	4697.1	-152.5	555
858	4757.6	-152.5	555	859	4818	-152.5	555	860	4879	-152.5	555	861	193	-90	555
862	254	-90	555	863	317	-90	555	864	380	-90	555	865	443	-90	555
866	506	-90	555	867	569	-90	555	868	632.6	-90	555	869	696.1	-90	555
870	759.7	-90	555	871	823.3	-90	555	872	886.9	-90	555	873	950.4	-90	555
874	1014	-90	555	875	1071.1	-90	555	876	1128.3	-90	555	877	1185.4	-90	555
878	1242.6	-90	555	879	1299.7	-90	555	880	1356.9	-90	555	881	1414	-90	555
882	1471.1	-90	555	883	1528.3	-90	555	884	1585.4	-90	555	885	1642.6	-90	555
886	1699.7	-90	555	887	1756.9	-90	555	888	1814	-90	555	889	1871.1	-90	555
890	1928.3	-90	555	891	1985.4	-90	555	892	2042.6	-90	555	893	2099.7	-90	555
894	2156.9	-90	555	895	2214	-90	555	896	2275.7	-90	555	897	2337.3	-90	555
898	2399	-90	555	899	2460.7	-90	555	900	2522.3	-90	555	901	2584	-90	555
902	2637	-90	555	903	2699	-90	555	904	2761	-90	555	905	2823	-90	555
906	2885	-90	555	907	2949.2	-90	555	908	3013.4	-90	555	909	3077.6	-90	555
910	3141.8	-90	555	911	3206	-90	555	912	3273.3	-90	555	913	3340.5	-90	555
914	3407.8	-90	555	915	3475	-90	555	916	3528	-90	555	917	3590	-90	555
918	3652	-90	555	919	3714	-90	555	920	3776	-90	555	921	3838	-90	555
922	3900	-90	555	923	3962	-90	555	924	4023.9	-90	555	925	4085.7	-90	555
926	4147.6	-90	555	927	4209.4	-90	555	928	4271.3	-90	555	929	4333.1	-90	555
930	4395	-90	555	931	4455.4	-90	555	932	4515.9	-90	555	933	4576.3	-90	555
934	4636.7	-90	555	935	4697.1	-90	555	936	4757.6	-90	555	937	4818	-90	555
938	4879	-90	555	939	193	-27.5	555	940	254	-27.5	555	941	317	-27.5	555
942	380	-27.5	555	943	443	-27.5	555	944	506	-27.5	555	945	569	-27.5	555
946	632.6	-27.5	555	947	696.1	-27.5	555	948	759.7	-27.5	555	949	823.3	-27.5	555
950	886.9	-27.5	555	951	950.4	-27.5	555	952	1014	-27.5	555	953	1071.1	-27.5	555
954	1128.3	-27.5	555	955	1185.4	-27.5	555	956	1242.6	-27.5	555	957	1299.7	-27.5	555
958	1356.9	-27.5	555	959	1414	-27.5	555	960	1471.1	-27.5	555	961	1528.3	-27.5	555
962	1585.4	-27.5	555	963	1642.6	-27.5	555	964	1699.7	-27.5	555	965	1756.9	-27.5	555
966	1814	-27.5	555	967	1871.1	-27.5	555	968	1928.3	-27.5	555	969	1985.4	-27.5	555
970	2042.6	-27.5	555	971	2099.7	-27.5	555	972	2156.9	-27.5	555	973	2214	-27.5	555
974	2275.7	-27.5	555	975	2337.3	-27.5	555	976	2399	-27.5	555	977	2460.7	-27.5	555
978	2522.3	-27.5	555	979	2584	-27.5	555	980	2637	-27.5	555	981	2699	-27.5	555
982	2761	-27.5	555	983	2823	-27.5	555	984	2885	-27.5	555	985	2949.2	-27.5	555
986	3013.4	-27.5	555	987	3077.6	-27.5	555	988	3141.8	-27.5	555	989	3206	-27.5	555
990	3273.3	-27.5	555	991	3340.5	-27.5	555	992	3407.8	-27.5	555	993	3475	-27.5	555
994	3528	-27.5	555	995	3590	-27.5	555	996	3652	-27.5	555	997	3714	-27.5	555
998	3776	-27.5	555	999	3838	-27.5	555	1000	3900	-27.5	555	1001	3962	-27.5	555
1002	4023.9	-27.5	555	1003	4085.7	-27.5	555	1004	4147.6	-27.5	555	1005	4209.4	-27.5	555
1006	4271.3	-27.5	555	1007	4333.1	-27.5	555	1008	4395	-27.5	555	1009	4455.4	-27.5	555
1010	4515.9	-27.5	555	1011	4576.3	-27.5	555	1012	4636.7	-27.5	555	1013	4697.1	-27.5	555
1014	4757.6	-27.5	555	1015	4818	-27.5	555	1016	4879	-27.5	555	1017	193	35	555
1018	254	35	555	1019	317	35	555	1020	380	35	555	1021	443	35	555
1022	506	35	555	1023	569	35	555	1024	632.6	35	555	1025	696.1	35	555

**PIAZZALE TRIAGE-FABBRICATO-ALLEGATO
ALLA REL. PREDIMENSIONAMENTO
STRUTTURE**

Codice documento
SF0272_F0

<i>Rev</i>	<i>Data</i>
F0	20/06/2011

Indice	Posizione			Indice	Posizione			Indice	Posizione			Indice	Posizione		
	X	Y	Z		X	Y	Z		X	Y	Z		X	Y	Z
1026	759.7	35	555	1027	823.3	35	555	1028	886.9	35	555	1029	950.4	35	555
1030	1014	35	555	1031	1071.1	35	555	1032	1128.3	35	555	1033	1185.4	35	555
1034	1242.6	35	555	1035	1299.7	35	555	1036	1356.9	35	555	1037	1414	35	555
1038	1471.1	35	555	1039	1528.3	35	555	1040	1585.4	35	555	1041	1642.6	35	555
1042	1699.7	35	555	1043	1756.9	35	555	1044	1814	35	555	1045	1871.1	35	555
1046	1928.3	35	555	1047	1985.4	35	555	1048	2042.6	35	555	1049	2099.7	35	555
1050	2156.9	35	555	1051	2214	35	555	1052	2275.7	35	555	1053	2337.3	35	555
1054	2399	35	555	1055	2460.7	35	555	1056	2507.3	35	555	1057	2522.3	35	555
1058	2584	35	555	1059	2637	35	555	1060	2699	35	555	1061	2761	35	555
1062	2823	35	555	1063	2885	35	555	1064	2949.2	35	555	1065	3013.4	35	555
1066	3077.6	35	555	1067	3141.8	35	555	1068	3206	35	555	1069	3273.3	35	555
1070	3340.5	35	555	1071	3407.8	35	555	1072	3475	35	555	1073	3528	35	555
1074	3590	35	555	1075	3652	35	555	1076	3714	35	555	1077	3776	35	555
1078	3838	35	555	1079	3900	35	555	1080	3962	35	555	1081	4023.9	35	555
1082	4085.7	35	555	1083	4147.6	35	555	1084	4209.4	35	555	1085	4271.3	35	555
1086	4333.1	35	555	1087	4395	35	555	1088	4455.4	35	555	1089	4515.9	35	555
1090	4576.3	35	555	1091	4636.7	35	555	1092	4697.1	35	555	1093	4757.6	35	555
1094	4818	35	555	1095	4879	35	555	1096	193	97.5	555	1097	254	97.5	555
1098	317	97.5	555	1099	380	97.5	555	1100	443	97.5	555	1101	506	97.5	555
1102	569	97.5	555	1103	632.6	97.5	555	1104	696.1	97.5	555	1105	759.7	97.5	555
1106	823.3	97.5	555	1107	886.9	97.5	555	1108	950.4	97.5	555	1109	1014	97.5	555
1110	1071.1	97.5	555	1111	1128.3	97.5	555	1112	1185.4	97.5	555	1113	1242.6	97.5	555
1114	1299.7	97.5	555	1115	1356.9	97.5	555	1116	1414	97.5	555	1117	1471.1	97.5	555
1118	1528.3	97.5	555	1119	1585.4	97.5	555	1120	1642.6	97.5	555	1121	1699.7	97.5	555
1122	1756.9	97.5	555	1123	1814	97.5	555	1124	1871.1	97.5	555	1125	1928.3	97.5	555
1126	1985.4	97.5	555	1127	2042.6	97.5	555	1128	2099.7	97.5	555	1129	2156.9	97.5	555
1130	2214	97.5	555	1131	2275.7	97.5	555	1132	2337.3	97.5	555	1133	2399	97.5	555
1134	2460.7	97.5	555	1135	2522.3	97.5	555	1136	2584	97.5	555	1137	2637	97.5	555
1138	2699	97.5	555	1139	2761	97.5	555	1140	2823	97.5	555	1141	2885	97.5	555
1142	2949.2	97.5	555	1143	3013.4	97.5	555	1144	3077.6	97.5	555	1145	3141.8	97.5	555
1146	3206	97.5	555	1147	3273.3	97.5	555	1148	3340.5	97.5	555	1149	3407.8	97.5	555
1150	3475	97.5	555	1151	3528	97.5	555	1152	3590	97.5	555	1153	3652	97.5	555
1154	3714	97.5	555	1155	3776	97.5	555	1156	3838	97.5	555	1157	3900	97.5	555
1158	3962	97.5	555	1159	4023.9	97.5	555	1160	4085.7	97.5	555	1161	4147.6	97.5	555
1162	4209.4	97.5	555	1163	4271.3	97.5	555	1164	4333.1	97.5	555	1165	4395	97.5	555
1166	4455.4	97.5	555	1167	4515.9	97.5	555	1168	4576.3	97.5	555	1169	4636.7	97.5	555
1170	4697.1	97.5	555	1171	4757.6	97.5	555	1172	4818	97.5	555	1173	4879	97.5	555
1174	193	160	555	1175	254	160	555	1176	317	160	555	1177	380	160	555
1178	443	160	555	1179	506	160	555	1180	569	160	555	1181	632.6	160	555
1182	696.1	160	555	1183	759.7	160	555	1184	823.3	160	555	1185	886.9	160	555
1186	950.4	160	555	1187	1014	160	555	1188	1071.1	160	555	1189	1128.3	160	555
1190	1185.4	160	555	1191	1242.6	160	555	1192	1299.7	160	555	1193	1356.9	160	555
1194	1414	160	555	1195	1471.1	160	555	1196	1528.3	160	555	1197	1585.4	160	555
1198	1642.6	160	555	1199	1699.7	160	555	1200	1756.9	160	555	1201	1814	160	555
1202	1871.1	160	555	1203	1928.3	160	555	1204	1985.4	160	555	1205	2042.6	160	555
1206	2099.7	160	555	1207	2156.9	160	555	1208	2214	160	555	1209	2275.7	160	555
1210	2337.3	160	555	1211	2399	160	555	1212	2460.7	160	555	1213	2522.3	160	555
1214	2584	160	555	1215	2637	160	555	1216	2699	160	555	1217	2761	160	555
1218	2823	160	555	1219	2885	160	555	1220	2949.2	160	555	1221	3013.4	160	555
1222	3077.6	160	555	1223	3141.8	160	555	1224	3206	160	555	1225	3273.3	160	555
1226	3340.5	160	555	1227	3407.8	160	555	1228	3475	160	555	1229	3528	160	555
1230	3590	160	555	1231	3652	160	555	1232	3714	160	555	1233	3776	160	555
1234	3838	160	555	1235	3900	160	555	1236	3962	160	555	1237	4023.9	160	555

**PIAZZALE TRIAGE-FABBRICATO-ALLEGATO
ALLA REL. PREDIMENSIONAMENTO
STRUTTURE**

Codice documento
SF0272_F0

<i>Rev</i>	<i>Data</i>
F0	20/06/2011

Indice	Posizione			Indice	Posizione			Indice	Posizione			Indice	Posizione		
	X	Y	Z		X	Y	Z		X	Y	Z		X	Y	Z
1238	4085.7	160	555	1239	4147.6	160	555	1240	4209.4	160	555	1241	4271.3	160	555
1242	4333.1	160	555	1243	4395	160	555	1244	4455.4	160	555	1245	4515.9	160	555
1246	4576.3	160	555	1247	4636.7	160	555	1248	4697.1	160	555	1249	4757.6	160	555
1250	4818	160	555	1251	4879	160	555	1252	193	222.5	555	1253	254	222.5	555
1254	317	222.5	555	1255	380	222.5	555	1256	443	222.5	555	1257	506	222.5	555
1258	569	222.5	555	1259	632.6	222.5	555	1260	696.1	222.5	555	1261	759.7	222.5	555
1262	823.3	222.5	555	1263	886.9	222.5	555	1264	950.4	222.5	555	1265	1014	222.5	555
1266	1071.1	222.5	555	1267	1128.3	222.5	555	1268	1185.4	222.5	555	1269	1242.6	222.5	555
1270	1299.7	222.5	555	1271	1356.9	222.5	555	1272	1414	222.5	555	1273	1471.1	222.5	555
1274	1528.3	222.5	555	1275	1585.4	222.5	555	1276	1642.6	222.5	555	1277	1699.7	222.5	555
1278	1756.9	222.5	555	1279	1814	222.5	555	1280	1871.1	222.5	555	1281	1928.3	222.5	555
1282	1985.4	222.5	555	1283	2042.6	222.5	555	1284	2099.7	222.5	555	1285	2156.9	222.5	555
1286	2214	222.5	555	1287	2275.7	222.5	555	1288	2337.3	222.5	555	1289	2399	222.5	555
1290	2460.7	222.5	555	1291	2522.3	222.5	555	1292	2584	222.5	555	1293	2637	222.5	555
1294	2699	222.5	555	1295	2761	222.5	555	1296	2823	222.5	555	1297	2885	222.5	555
1298	2949.2	222.5	555	1299	3013.4	222.5	555	1300	3077.6	222.5	555	1301	3141.8	222.5	555
1302	3206	222.5	555	1303	3273.3	222.5	555	1304	3340.5	222.5	555	1305	3407.8	222.5	555
1306	3475	222.5	555	1307	3528	222.5	555	1308	3590	222.5	555	1309	3652	222.5	555
1310	3714	222.5	555	1311	3776	222.5	555	1312	3838	222.5	555	1313	3900	222.5	555
1314	3962	222.5	555	1315	4023.9	222.5	555	1316	4085.7	222.5	555	1317	4147.6	222.5	555
1318	4209.4	222.5	555	1319	4271.3	222.5	555	1320	4333.1	222.5	555	1321	4395	222.5	555
1322	4455.4	222.5	555	1323	4515.9	222.5	555	1324	4576.3	222.5	555	1325	4636.7	222.5	555
1326	4697.1	222.5	555	1327	4757.6	222.5	555	1328	4818	222.5	555	1329	4879	222.5	555
1330	193	285	555	1331	254	285	555	1332	317	285	555	1333	380	285	555
1334	443	285	555	1335	506	285	555	1336	569	285	555	1337	632.6	285	555
1338	696.1	285	555	1339	759.7	285	555	1340	823.3	285	555	1341	886.9	285	555
1342	950.4	285	555	1343	1014	285	555	1344	1071.1	285	555	1345	1128.3	285	555
1346	1185.4	285	555	1347	1242.6	285	555	1348	1299.7	285	555	1349	1356.9	285	555
1350	1414	285	555	1351	1471.1	285	555	1352	1528.3	285	555	1353	1585.4	285	555
1354	1642.6	285	555	1355	1699.7	285	555	1356	1756.9	285	555	1357	1814	285	555
1358	1871.1	285	555	1359	1928.3	285	555	1360	1985.4	285	555	1361	2042.6	285	555
1362	2099.7	285	555	1363	2156.9	285	555	1364	2214	285	555	1365	2275.7	285	555
1366	2337.3	285	555	1367	2399	285	555	1368	2460.7	285	555	1369	2522.3	285	555
1370	2584	285	555	1371	2637	285	555	1372	2699	285	555	1373	2761	285	555
1374	2823	285	555	1375	2885	285	555	1376	2949.2	285	555	1377	3013.4	285	555
1378	3077.6	285	555	1379	3141.8	285	555	1380	3206	285	555	1381	3273.3	285	555
1382	3340.5	285	555	1383	3407.8	285	555	1384	3475	285	555	1385	3528	285	555
1386	3590	285	555	1387	3652	285	555	1388	3714	285	555	1389	3776	285	555
1390	3838	285	555	1391	3900	285	555	1392	3962	285	555	1393	4023.9	285	555
1394	4085.7	285	555	1395	4147.6	285	555	1396	4209.4	285	555	1397	4271.3	285	555
1398	4333.1	285	555	1399	4395	285	555	1400	4455.4	285	555	1401	4515.9	285	555
1402	4576.3	285	555	1403	4636.7	285	555	1404	4697.1	285	555	1405	4757.6	285	555
1406	4818	285	555	1407	4879	285	555	1408	193	347.5	555	1409	254	347.5	555
1410	317	347.5	555	1411	380	347.5	555	1412	443	347.5	555	1413	506	347.5	555
1414	569	347.5	555	1415	632.6	347.5	555	1416	696.1	347.5	555	1417	759.7	347.5	555
1418	823.3	347.5	555	1419	886.9	347.5	555	1420	950.4	347.5	555	1421	1014	347.5	555
1422	1071.1	347.5	555	1423	1128.3	347.5	555	1424	1185.4	347.5	555	1425	1242.6	347.5	555
1426	1299.7	347.5	555	1427	1356.9	347.5	555	1428	1414	347.5	555	1429	1471.1	347.5	555
1430	1528.3	347.5	555	1431	1585.4	347.5	555	1432	1642.6	347.5	555	1433	1699.7	347.5	555
1434	1756.9	347.5	555	1435	1814	347.5	555	1436	1871.1	347.5	555	1437	1928.3	347.5	555
1438	1985.4	347.5	555	1439	2042.6	347.5	555	1440	2099.7	347.5	555	1441	2156.9	347.5	555
1442	2214	347.5	555	1443	2275.7	347.5	555	1444	2337.3	347.5	555	1445	2399	347.5	555
1446	2460.7	347.5	555	1447	2522.3	347.5	555	1448	2584	347.5	555	1449	2637	347.5	555

**PIAZZALE TRIAGE-FABBRICATO-ALLEGATO
ALLA REL. PREDIMENSIONAMENTO
STRUTTURE**

Codice documento
SF0272_F0

<i>Rev</i>	<i>Data</i>
F0	20/06/2011

Indice	Posizione			Indice	Posizione			Indice	Posizione			Indice	Posizione		
	X	Y	Z		X	Y	Z		X	Y	Z		X	Y	Z
1450	2699	347.5	555	1451	2761	347.5	555	1452	2823	347.5	555	1453	2885	347.5	555
1454	2949.2	347.5	555	1455	3013.4	347.5	555	1456	3077.6	347.5	555	1457	3141.8	347.5	555
1458	3206	347.5	555	1459	3273.3	347.5	555	1460	3340.5	347.5	555	1461	3407.8	347.5	555
1462	3475	347.5	555	1463	3528	347.5	555	1464	3590	347.5	555	1465	3652	347.5	555
1466	3714	347.5	555	1467	3776	347.5	555	1468	3838	347.5	555	1469	3900	347.5	555
1470	3962	347.5	555	1471	4023.9	347.5	555	1472	4085.7	347.5	555	1473	4147.6	347.5	555
1474	4209.4	347.5	555	1475	4271.3	347.5	555	1476	4333.1	347.5	555	1477	4395	347.5	555
1478	4455.4	347.5	555	1479	4515.9	347.5	555	1480	4576.3	347.5	555	1481	4636.7	347.5	555
1482	4697.1	347.5	555	1483	4757.6	347.5	555	1484	4818	347.5	555	1485	4879	347.5	555
1486	193	410	555	1487	254	410	555	1488	317	410	555	1489	380	410	555
1490	443	410	555	1491	506	410	555	1492	569	410	555	1493	632.6	410	555
1494	696.1	410	555	1495	759.7	410	555	1496	823.3	410	555	1497	886.9	410	555
1498	950.4	410	555	1499	1014	410	555	1500	1071.1	410	555	1501	1128.3	410	555
1502	1185.4	410	555	1503	1242.6	410	555	1504	1299.7	410	555	1505	1356.9	410	555
1506	1414	410	555	1507	1471.1	410	555	1508	1528.3	410	555	1509	1585.4	410	555
1510	1642.6	410	555	1511	1699.7	410	555	1512	1756.9	410	555	1513	1814	410	555
1514	1871.1	410	555	1515	1928.3	410	555	1516	1985.4	410	555	1517	2042.6	410	555
1518	2099.7	410	555	1519	2156.9	410	555	1520	2214	410	555	1521	2275.7	410	555
1522	2337.3	410	555	1523	2399	410	555	1524	2460.7	410	555	1525	2522.3	410	555
1526	2584	410	555	1527	2637	410	555	1528	2699	410	555	1529	2761	410	555
1530	2823	410	555	1531	2885	410	555	1532	2949.2	410	555	1533	3013.4	410	555
1534	3077.6	410	555	1535	3141.8	410	555	1536	3206	410	555	1537	3273.3	410	555
1538	3340.5	410	555	1539	3407.8	410	555	1540	3475	410	555	1541	3528	410	555
1542	3590	410	555	1543	3652	410	555	1544	3714	410	555	1545	3776	410	555
1546	3838	410	555	1547	3900	410	555	1548	3962	410	555	1549	4023.9	410	555
1550	4085.7	410	555	1551	4147.6	410	555	1552	4209.4	410	555	1553	4271.3	410	555
1554	4333.1	410	555	1555	4395	410	555	1556	4455.4	410	555	1557	4515.9	410	555
1558	4576.3	410	555	1559	4636.7	410	555	1560	4697.1	410	555	1561	4757.6	410	555
1562	4818	410	555	1563	4879	410	555	1564	193	481.5	555	1565	254	481.5	555
1566	317	481.5	555	1567	380	481.5	555	1568	443	481.5	555	1569	506	481.5	555
1570	569	481.5	555	1571	632.6	481.5	555	1572	696.1	481.5	555	1573	759.7	481.5	555
1574	823.3	481.5	555	1575	886.9	481.5	555	1576	950.4	481.5	555	1577	1014	481.5	555
1578	1071.1	481.5	555	1579	1128.3	481.5	555	1580	1185.4	481.5	555	1581	1242.6	481.5	555
1582	1299.7	481.5	555	1583	1356.9	481.5	555	1584	1414	481.5	555	1585	1471.1	481.5	555
1586	1528.3	481.5	555	1587	1585.4	481.5	555	1588	1642.6	481.5	555	1589	1699.7	481.5	555
1590	1756.9	481.5	555	1591	1814	481.5	555	1592	1871.1	481.5	555	1593	1928.3	481.5	555
1594	1985.4	481.5	555	1595	2042.6	481.5	555	1596	2099.7	481.5	555	1597	2156.9	481.5	555
1598	2214	481.5	555	1599	2275.7	481.5	555	1600	2337.3	481.5	555	1601	2399	481.5	555
1602	2460.7	481.5	555	1603	2522.3	481.5	555	1604	2584	481.5	555	1605	3528	481	555
1606	3590	481	555	1607	3652	481	555	1608	3714	481	555	1609	3776	481	555
1610	3838	481	555	1611	3900	481	555	1612	3962	481	555	1613	4023.9	481	555
1614	4085.7	481	555	1615	4147.6	481	555	1616	4209.4	481	555	1617	4271.3	481	555
1618	4333.1	481	555	1619	4395	481	555	1620	4455.4	481	555	1621	4515.9	481	555
1622	4576.3	481	555	1623	4636.7	481	555	1624	4697.1	481	555	1625	4757.6	481	555
1626	4818	481	555	1627	4879	481	555	1628	254	-340	615.4	1629	317	-340	615.4
1630	380	-340	615.4	1631	443	-340	615.4	1632	506	-340	615.4	1633	569	-340	615.4
1634	632.6	-340	615.4	1635	696.1	-340	615.4	1636	759.7	-340	615.4	1637	823.3	-340	615.4
1638	886.9	-340	615.4	1639	950.4	-340	615.4	1640	1014	-340	615.4	1641	1071.1	-340	615.4
1642	1128.3	-340	615.4	1643	1185.4	-340	615.4	1644	1242.6	-340	615.4	1645	1299.7	-340	615.4
1646	1356.9	-340	615.4	1647	1414	-340	615.4	1648	1471.1	-340	615.4	1649	1528.3	-340	615.4
1650	1585.4	-340	615.4	1651	1642.6	-340	615.4	1652	1699.7	-340	615.4	1653	1756.9	-340	615.4
1654	1814	-340	615.4	1655	1871.1	-340	615.4	1656	1928.3	-340	615.4	1657	1985.4	-340	615.4
1658	2042.6	-340	615.4	1659	2099.7	-340	615.4	1660	2156.9	-340	615.4	1661	2214	-340	615.4

**PIAZZALE TRIAGE-FABBRICATO-ALLEGATO
ALLA REL. PREDIMENSIONAMENTO
STRUTTURE**

Codice documento
SF0272_F0

<i>Rev</i>	<i>Data</i>
F0	20/06/2011

Indice	Posizione			Indice	Posizione			Indice	Posizione			Indice	Posizione		
	X	Y	Z		X	Y	Z		X	Y	Z		X	Y	Z
1662	2275.7	-340	615.4	1663	2337.3	-340	615.4	1664	2399	-340	615.4	1665	2460.7	-340	615.4
1666	2522.3	-340	615.4	1667	2584	-340	615.4	1668	2637	-340	615.4	1669	2699	-340	615.4
1670	2761	-340	615.4	1671	2823	-340	615.4	1672	2885	-340	615.4	1673	2949.2	-340	615.4
1674	3013.4	-340	615.4	1675	3077.6	-340	615.4	1676	3141.8	-340	615.4	1677	3206	-340	615.4
1678	3273.3	-340	615.4	1679	3340.5	-340	615.4	1680	3407.8	-340	615.4	1681	3475	-340	615.4
1682	3528	-340	615.4	1683	3590	-340	615.4	1684	3652	-340	615.4	1685	3714	-340	615.4
1686	3776	-340	615.4	1687	3838	-340	615.4	1688	3900	-340	615.4	1689	3962	-340	615.4
1690	4023.9	-340	615.4	1691	4085.7	-340	615.4	1692	4147.6	-340	615.4	1693	4209.4	-340	615.4
1694	4271.3	-340	615.4	1695	4333.1	-340	615.4	1696	4395	-340	615.4	1697	4455.4	-340	615.4
1698	4515.9	-340	615.4	1699	4576.3	-340	615.4	1700	4636.7	-340	615.4	1701	4697.1	-340	615.4
1702	4757.6	-340	615.4	1703	4818	-340	615.4	1704	254	-277.5	615.4	1705	2214	-277.5	615.4
1706	2637	-277.5	615.4	1707	3475	-277.5	615.4	1708	3962	-277.5	615.4	1709	4818	-277.5	615.4
1710	254	-215	615.4	1711	2214	-215	615.4	1712	2637	-215	615.4	1713	3475	-215	615.4
1714	3962	-215	615.4	1715	4818	-215	615.4	1716	254	-152.5	615.4	1717	2214	-152.5	615.4
1718	2637	-152.5	615.4	1719	3475	-152.5	615.4	1720	3962	-152.5	615.4	1721	4818	-152.5	615.4
1722	254	-90	615.4	1723	2214	-90	615.4	1724	2637	-90	615.4	1725	3475	-90	615.4
1726	3962	-90	615.4	1727	4818	-90	615.4	1728	254	-27.5	615.4	1729	2214	-27.5	615.4
1730	2637	-27.5	615.4	1731	3475	-27.5	615.4	1732	3962	-27.5	615.4	1733	4818	-27.5	615.4
1734	254	35	615.4	1735	2214	35	615.4	1736	2637	35	615.4	1737	3475	35	615.4
1738	3962	35	615.4	1739	4818	35	615.4	1740	254	97.5	615.4	1741	2214	97.5	615.4
1742	2637	97.5	615.4	1743	3475	97.5	615.4	1744	3962	97.5	615.4	1745	4818	97.5	615.4
1746	254	160	615.4	1747	2214	160	615.4	1748	2637	160	615.4	1749	3475	160	615.4
1750	3962	160	615.4	1751	4818	160	615.4	1752	254	222.5	615.4	1753	2214	222.5	615.4
1754	2637	222.5	615.4	1755	3475	222.5	615.4	1756	3962	222.5	615.4	1757	4818	222.5	615.4
1758	254	285	615.4	1759	2214	285	615.4	1760	2637	285	615.4	1761	3475	285	615.4
1762	3962	285	615.4	1763	4818	285	615.4	1764	254	347.5	615.4	1765	2214	347.5	615.4
1766	2637	347.5	615.4	1767	3475	347.5	615.4	1768	3962	347.5	615.4	1769	4818	347.5	615.4
1770	254	410	615.4	1771	317	410	615.4	1772	380	410	615.4	1773	443	410	615.4
1774	506	410	615.4	1775	569	410	615.4	1776	632.6	410	615.4	1777	696.1	410	615.4
1778	759.7	410	615.4	1779	823.3	410	615.4	1780	886.9	410	615.4	1781	950.4	410	615.4
1782	1014	410	615.4	1783	1071.1	410	615.4	1784	1128.3	410	615.4	1785	1185.4	410	615.4
1786	1242.6	410	615.4	1787	1299.7	410	615.4	1788	1356.9	410	615.4	1789	1414	410	615.4
1790	1471.1	410	615.4	1791	1528.3	410	615.4	1792	1585.4	410	615.4	1793	1642.6	410	615.4
1794	1699.7	410	615.4	1795	1756.9	410	615.4	1796	1814	410	615.4	1797	1871.1	410	615.4
1798	1928.3	410	615.4	1799	1985.4	410	615.4	1800	2042.6	410	615.4	1801	2099.7	410	615.4
1802	2156.9	410	615.4	1803	2214	410	615.4	1804	2275.7	410	615.4	1805	2337.3	410	615.4
1806	2399	410	615.4	1807	2460.7	410	615.4	1808	2522.3	410	615.4	1809	2584	410	615.4
1810	2637	410	615.4	1811	2699	410	615.4	1812	2761	410	615.4	1813	2823	410	615.4
1814	2885	410	615.4	1815	2949.2	410	615.4	1816	3013.4	410	615.4	1817	3077.6	410	615.4
1818	3141.8	410	615.4	1819	3206	410	615.4	1820	3273.3	410	615.4	1821	3340.5	410	615.4
1822	3407.8	410	615.4	1823	3475	410	615.4	1824	3528	410	615.4	1825	3590	410	615.4
1826	3652	410	615.4	1827	3714	410	615.4	1828	3776	410	615.4	1829	3838	410	615.4
1830	3900	410	615.4	1831	3962	410	615.4	1832	4023.9	410	615.4	1833	4085.7	410	615.4
1834	4147.6	410	615.4	1835	4209.4	410	615.4	1836	4271.3	410	615.4	1837	4333.1	410	615.4
1838	4395	410	615.4	1839	4455.4	410	615.4	1840	4515.9	410	615.4	1841	4576.3	410	615.4
1842	4636.7	410	615.4	1843	4697.1	410	615.4	1844	4757.6	410	615.4	1845	4818	410	615.4
1846	254	-340	675.9	1847	317	-340	675.9	1848	380	-340	675.9	1849	443	-340	675.9
1850	506	-340	675.9	1851	569	-340	675.9	1852	632.6	-340	675.9	1853	696.1	-340	675.9
1854	759.7	-340	675.9	1855	823.3	-340	675.9	1856	886.9	-340	675.9	1857	950.4	-340	675.9
1858	1014	-340	675.9	1859	1071.1	-340	675.9	1860	1128.3	-340	675.9	1861	1185.4	-340	675.9
1862	1242.6	-340	675.9	1863	1299.7	-340	675.9	1864	1356.9	-340	675.9	1865	1414	-340	675.9
1866	1471.1	-340	675.9	1867	1528.3	-340	675.9	1868	1585.4	-340	675.9	1869	1642.6	-340	675.9
1870	1699.7	-340	675.9	1871	1756.9	-340	675.9	1872	1814	-340	675.9	1873	1871.1	-340	675.9

**PIAZZALE TRIAGE-FABBRICATO-ALLEGATO
ALLA REL. PREDIMENSIONAMENTO
STRUTTURE**

Codice documento
SF0272_F0

<i>Rev</i>	<i>Data</i>
F0	20/06/2011

Indice	Posizione			Indice	Posizione			Indice	Posizione			Indice	Posizione		
	X	Y	Z		X	Y	Z		X	Y	Z		X	Y	Z
1874	1928.3	-340	675.9	1875	1985.4	-340	675.9	1876	2042.6	-340	675.9	1877	2099.7	-340	675.9
1878	2156.9	-340	675.9	1879	2214	-340	675.9	1880	2275.7	-340	675.9	1881	2337.3	-340	675.9
1882	2399	-340	675.9	1883	2460.7	-340	675.9	1884	2522.3	-340	675.9	1885	2584	-340	675.9
1886	2637	-340	675.9	1887	2699	-340	675.9	1888	2761	-340	675.9	1889	2823	-340	675.9
1890	2885	-340	675.9	1891	2949.2	-340	675.9	1892	3013.4	-340	675.9	1893	3077.6	-340	675.9
1894	3141.8	-340	675.9	1895	3206	-340	675.9	1896	3273.3	-340	675.9	1897	3340.5	-340	675.9
1898	3407.8	-340	675.9	1899	3475	-340	675.9	1900	3528	-340	675.9	1901	3590	-340	675.9
1902	3652	-340	675.9	1903	3714	-340	675.9	1904	3776	-340	675.9	1905	3838	-340	675.9
1906	3900	-340	675.9	1907	3962	-340	675.9	1908	4023.9	-340	675.9	1909	4085.7	-340	675.9
1910	4147.6	-340	675.9	1911	4209.4	-340	675.9	1912	4271.3	-340	675.9	1913	4333.1	-340	675.9
1914	4395	-340	675.9	1915	4455.4	-340	675.9	1916	4515.9	-340	675.9	1917	4576.3	-340	675.9
1918	4636.7	-340	675.9	1919	4697.1	-340	675.9	1920	4757.6	-340	675.9	1921	4818	-340	675.9
1922	254	-277.5	675.9	1923	2214	-277.5	675.9	1924	2637	-277.5	675.9	1925	3475	-277.5	675.9
1926	3962	-277.5	675.9	1927	4818	-277.5	675.9	1928	254	-215	675.9	1929	2214	-215	675.9
1930	2637	-215	675.9	1931	3475	-215	675.9	1932	3962	-215	675.9	1933	4818	-215	675.9
1934	254	-152.5	675.9	1935	2214	-152.5	675.9	1936	2637	-152.5	675.9	1937	3475	-152.5	675.9
1938	3962	-152.5	675.9	1939	4818	-152.5	675.9	1940	254	-90	675.9	1941	2214	-90	675.9
1942	2637	-90	675.9	1943	3475	-90	675.9	1944	3962	-90	675.9	1945	4818	-90	675.9
1946	254	-27.5	675.9	1947	2214	-27.5	675.9	1948	2637	-27.5	675.9	1949	3475	-27.5	675.9
1950	3962	-27.5	675.9	1951	4818	-27.5	675.9	1952	254	35	675.9	1953	2214	35	675.9
1954	2637	35	675.9	1955	3475	35	675.9	1956	3962	35	675.9	1957	4818	35	675.9
1958	254	97.5	675.9	1959	2214	97.5	675.9	1960	2637	97.5	675.9	1961	3475	97.5	675.9
1962	3962	97.5	675.9	1963	4818	97.5	675.9	1964	254	160	675.9	1965	2214	160	675.9
1966	2637	160	675.9	1967	3475	160	675.9	1968	3962	160	675.9	1969	4818	160	675.9
1970	254	222.5	675.9	1971	2214	222.5	675.9	1972	2637	222.5	675.9	1973	3475	222.5	675.9
1974	3962	222.5	675.9	1975	4818	222.5	675.9	1976	254	285	675.9	1977	2214	285	675.9
1978	2637	285	675.9	1979	3475	285	675.9	1980	3962	285	675.9	1981	4818	285	675.9
1982	254	347.5	675.9	1983	2214	347.5	675.9	1984	2637	347.5	675.9	1985	3475	347.5	675.9
1986	3962	347.5	675.9	1987	4818	347.5	675.9	1988	254	410	675.9	1989	317	410	675.9
1990	380	410	675.9	1991	443	410	675.9	1992	506	410	675.9	1993	569	410	675.9
1994	632.6	410	675.9	1995	696.1	410	675.9	1996	759.7	410	675.9	1997	823.3	410	675.9
1998	886.9	410	675.9	1999	950.4	410	675.9	2000	1014	410	675.9	2001	1071.1	410	675.9
2002	1128.3	410	675.9	2003	1185.4	410	675.9	2004	1242.6	410	675.9	2005	1299.7	410	675.9
2006	1356.9	410	675.9	2007	1414	410	675.9	2008	1471.1	410	675.9	2009	1528.3	410	675.9
2010	1585.4	410	675.9	2011	1642.6	410	675.9	2012	1699.7	410	675.9	2013	1756.9	410	675.9
2014	1814	410	675.9	2015	1871.1	410	675.9	2016	1928.3	410	675.9	2017	1985.4	410	675.9
2018	2042.6	410	675.9	2019	2099.7	410	675.9	2020	2156.9	410	675.9	2021	2214	410	675.9
2022	2275.7	410	675.9	2023	2337.3	410	675.9	2024	2399	410	675.9	2025	2460.7	410	675.9
2026	2522.3	410	675.9	2027	2584	410	675.9	2028	2637	410	675.9	2029	2699	410	675.9
2030	2761	410	675.9	2031	2823	410	675.9	2032	2885	410	675.9	2033	2949.2	410	675.9
2034	3013.4	410	675.9	2035	3077.6	410	675.9	2036	3141.8	410	675.9	2037	3206	410	675.9
2038	3273.3	410	675.9	2039	3340.5	410	675.9	2040	3407.8	410	675.9	2041	3475	410	675.9
2042	3528	410	675.9	2043	3590	410	675.9	2044	3652	410	675.9	2045	3714	410	675.9
2046	3776	410	675.9	2047	3838	410	675.9	2048	3900	410	675.9	2049	3962	410	675.9
2050	4023.9	410	675.9	2051	4085.7	410	675.9	2052	4147.6	410	675.9	2053	4209.4	410	675.9
2054	4271.3	410	675.9	2055	4333.1	410	675.9	2056	4395	410	675.9	2057	4455.4	410	675.9
2058	4515.9	410	675.9	2059	4576.3	410	675.9	2060	4636.7	410	675.9	2061	4697.1	410	675.9
2062	4757.6	410	675.9	2063	4818	410	675.9	2064	254	-340	736.3	2065	317	-340	736.3
2066	380	-340	736.3	2067	443	-340	736.3	2068	506	-340	736.3	2069	569	-340	736.3
2070	632.6	-340	736.3	2071	696.1	-340	736.3	2072	759.7	-340	736.3	2073	823.3	-340	736.3
2074	886.9	-340	736.3	2075	950.4	-340	736.3	2076	1014	-340	736.3	2077	1071.1	-340	736.3
2078	1128.3	-340	736.3	2079	1185.4	-340	736.3	2080	1242.6	-340	736.3	2081	1299.7	-340	736.3
2082	1356.9	-340	736.3	2083	1414	-340	736.3	2084	1471.1	-340	736.3	2085	1528.3	-340	736.3

**PIAZZALE TRIAGE-FABBRICATO-ALLEGATO
ALLA REL. PREDIMENSIONAMENTO
STRUTTURE**

Codice documento
SF0272_F0

<i>Rev</i>	<i>Data</i>
F0	20/06/2011

Indice	Posizione			Indice	Posizione			Indice	Posizione			Indice	Posizione		
	X	Y	Z		X	Y	Z		X	Y	Z		X	Y	Z
2086	1585.4	-340	736.3	2087	1642.6	-340	736.3	2088	1699.7	-340	736.3	2089	1756.9	-340	736.3
2090	1814	-340	736.3	2091	1871.1	-340	736.3	2092	1928.3	-340	736.3	2093	1985.4	-340	736.3
2094	2042.6	-340	736.3	2095	2099.7	-340	736.3	2096	2156.9	-340	736.3	2097	2214	-340	736.3
2098	2275.7	-340	736.3	2099	2337.3	-340	736.3	2100	2399	-340	736.3	2101	2460.7	-340	736.3
2102	2522.3	-340	736.3	2103	2584	-340	736.3	2104	2637	-340	736.3	2105	2699	-340	736.3
2106	2761	-340	736.3	2107	2823	-340	736.3	2108	2885	-340	736.3	2109	2949.2	-340	736.3
2110	3013.4	-340	736.3	2111	3077.6	-340	736.3	2112	3141.8	-340	736.3	2113	3206	-340	736.3
2114	3273.3	-340	736.3	2115	3340.5	-340	736.3	2116	3407.8	-340	736.3	2117	3475	-340	736.3
2118	3528	-340	736.3	2119	3590	-340	736.3	2120	3652	-340	736.3	2121	3714	-340	736.3
2122	3776	-340	736.3	2123	3838	-340	736.3	2124	3900	-340	736.3	2125	3962	-340	736.3
2126	4023.9	-340	736.3	2127	4085.7	-340	736.3	2128	4147.6	-340	736.3	2129	4209.4	-340	736.3
2130	4271.3	-340	736.3	2131	4333.1	-340	736.3	2132	4395	-340	736.3	2133	4455.4	-340	736.3
2134	4515.9	-340	736.3	2135	4576.3	-340	736.3	2136	4636.7	-340	736.3	2137	4697.1	-340	736.3
2138	4757.6	-340	736.3	2139	4818	-340	736.3	2140	254	-277.5	736.3	2141	2214	-277.5	736.3
2142	2637	-277.5	736.3	2143	3475	-277.5	736.3	2144	3962	-277.5	736.3	2145	4818	-277.5	736.3
2146	254	-215	736.3	2147	2214	-215	736.3	2148	2637	-215	736.3	2149	3475	-215	736.3
2150	3962	-215	736.3	2151	4818	-215	736.3	2152	254	-152.5	736.3	2153	2214	-152.5	736.3
2154	2637	-152.5	736.3	2155	3475	-152.5	736.3	2156	3962	-152.5	736.3	2157	4818	-152.5	736.3
2158	254	-90	736.3	2159	2214	-90	736.3	2160	2637	-90	736.3	2161	3475	-90	736.3
2162	3962	-90	736.3	2163	4818	-90	736.3	2164	254	-27.5	736.3	2165	2214	-27.5	736.3
2166	2637	-27.5	736.3	2167	3475	-27.5	736.3	2168	3962	-27.5	736.3	2169	4818	-27.5	736.3
2170	254	35	736.3	2171	2214	35	736.3	2172	2637	35	736.3	2173	3475	35	736.3
2174	3962	35	736.3	2175	4818	35	736.3	2176	254	97.5	736.3	2177	2214	97.5	736.3
2178	2637	97.5	736.3	2179	3475	97.5	736.3	2180	3962	97.5	736.3	2181	4818	97.5	736.3
2182	254	160	736.3	2183	2214	160	736.3	2184	2637	160	736.3	2185	3475	160	736.3
2186	3962	160	736.3	2187	4818	160	736.3	2188	254	222.5	736.3	2189	2214	222.5	736.3
2190	2637	222.5	736.3	2191	3475	222.5	736.3	2192	3962	222.5	736.3	2193	4818	222.5	736.3
2194	254	285	736.3	2195	2214	285	736.3	2196	2637	285	736.3	2197	3475	285	736.3
2198	3962	285	736.3	2199	4818	285	736.3	2200	254	347.5	736.3	2201	2214	347.5	736.3
2202	2637	347.5	736.3	2203	3475	347.5	736.3	2204	3962	347.5	736.3	2205	4818	347.5	736.3
2206	254	410	736.3	2207	317	410	736.3	2208	380	410	736.3	2209	443	410	736.3
2210	506	410	736.3	2211	569	410	736.3	2212	632.6	410	736.3	2213	696.1	410	736.3
2214	759.7	410	736.3	2215	823.3	410	736.3	2216	886.9	410	736.3	2217	950.4	410	736.3
2218	1014	410	736.3	2219	1071.1	410	736.3	2220	1128.3	410	736.3	2221	1185.4	410	736.3
2222	1242.6	410	736.3	2223	1299.7	410	736.3	2224	1356.9	410	736.3	2225	1414	410	736.3
2226	1471.1	410	736.3	2227	1528.3	410	736.3	2228	1585.4	410	736.3	2229	1642.6	410	736.3
2230	1699.7	410	736.3	2231	1756.9	410	736.3	2232	1814	410	736.3	2233	1871.1	410	736.3
2234	1928.3	410	736.3	2235	1985.4	410	736.3	2236	2042.6	410	736.3	2237	2099.7	410	736.3
2238	2156.9	410	736.3	2239	2214	410	736.3	2240	2275.7	410	736.3	2241	2337.3	410	736.3
2242	2399	410	736.3	2243	2460.7	410	736.3	2244	2522.3	410	736.3	2245	2584	410	736.3
2246	2637	410	736.3	2247	2699	410	736.3	2248	2761	410	736.3	2249	2823	410	736.3
2250	2885	410	736.3	2251	2949.2	410	736.3	2252	3013.4	410	736.3	2253	3077.6	410	736.3
2254	3141.8	410	736.3	2255	3206	410	736.3	2256	3273.3	410	736.3	2257	3340.5	410	736.3
2258	3407.8	410	736.3	2259	3475	410	736.3	2260	3528	410	736.3	2261	3590	410	736.3
2262	3652	410	736.3	2263	3714	410	736.3	2264	3776	410	736.3	2265	3838	410	736.3
2266	3900	410	736.3	2267	3962	410	736.3	2268	4023.9	410	736.3	2269	4085.7	410	736.3
2270	4147.6	410	736.3	2271	4209.4	410	736.3	2272	4271.3	410	736.3	2273	4333.1	410	736.3
2274	4395	410	736.3	2275	4455.4	410	736.3	2276	4515.9	410	736.3	2277	4576.3	410	736.3
2278	4636.7	410	736.3	2279	4697.1	410	736.3	2280	4757.6	410	736.3	2281	4818	410	736.3
2282	254	-340	796.7	2283	317	-340	796.7	2284	380	-340	796.7	2285	443	-340	796.7
2286	506	-340	796.7	2287	569	-340	796.7	2288	632.6	-340	796.7	2289	696.1	-340	796.7
2290	759.7	-340	796.7	2291	823.3	-340	796.7	2292	886.9	-340	796.7	2293	950.4	-340	796.7
2294	1014	-340	796.7	2295	1071.1	-340	796.7	2296	1128.3	-340	796.7	2297	1185.4	-340	796.7

**PIAZZALE TRIAGE-FABBRICATO-ALLEGATO
ALLA REL. PREDIMENSIONAMENTO
STRUTTURE**

Codice documento
SF0272_F0

<i>Rev</i>	<i>Data</i>
F0	20/06/2011

Indice	Posizione			Indice	Posizione			Indice	Posizione			Indice	Posizione		
	X	Y	Z		X	Y	Z		X	Y	Z		X	Y	Z
2298	1242.6	-340	796.7	2299	1299.7	-340	796.7	2300	1356.9	-340	796.7	2301	1414	-340	796.7
2302	1471.1	-340	796.7	2303	1528.3	-340	796.7	2304	1585.4	-340	796.7	2305	1642.6	-340	796.7
2306	1699.7	-340	796.7	2307	1756.9	-340	796.7	2308	1814	-340	796.7	2309	1871.1	-340	796.7
2310	1928.3	-340	796.7	2311	1985.4	-340	796.7	2312	2042.6	-340	796.7	2313	2099.7	-340	796.7
2314	2156.9	-340	796.7	2315	2214	-340	796.7	2316	2275.7	-340	796.7	2317	2337.3	-340	796.7
2318	2399	-340	796.7	2319	2460.7	-340	796.7	2320	2522.3	-340	796.7	2321	2584	-340	796.7
2322	2637	-340	796.7	2323	2699	-340	796.7	2324	2761	-340	796.7	2325	2823	-340	796.7
2326	2885	-340	796.7	2327	2949.2	-340	796.7	2328	3013.4	-340	796.7	2329	3077.6	-340	796.7
2330	3141.8	-340	796.7	2331	3206	-340	796.7	2332	3273.3	-340	796.7	2333	3340.5	-340	796.7
2334	3407.8	-340	796.7	2335	3475	-340	796.7	2336	3528	-340	796.7	2337	3590	-340	796.7
2338	3652	-340	796.7	2339	3714	-340	796.7	2340	3776	-340	796.7	2341	3838	-340	796.7
2342	3900	-340	796.7	2343	3962	-340	796.7	2344	4023.9	-340	796.7	2345	4085.7	-340	796.7
2346	4147.6	-340	796.7	2347	4209.4	-340	796.7	2348	4271.3	-340	796.7	2349	4333.1	-340	796.7
2350	4395	-340	796.7	2351	4455.4	-340	796.7	2352	4515.9	-340	796.7	2353	4576.3	-340	796.7
2354	4636.7	-340	796.7	2355	4697.1	-340	796.7	2356	4757.6	-340	796.7	2357	4818	-340	796.7
2358	254	-277.5	796.7	2359	2214	-277.5	796.7	2360	2637	-277.5	796.7	2361	3475	-277.5	796.7
2362	3962	-277.5	796.7	2363	4818	-277.5	796.7	2364	254	-215	796.7	2365	2214	-215	796.7
2366	2637	-215	796.7	2367	3475	-215	796.7	2368	3962	-215	796.7	2369	4818	-215	796.7
2370	254	-152.5	796.7	2371	2214	-152.5	796.7	2372	2637	-152.5	796.7	2373	3475	-152.5	796.7
2374	3962	-152.5	796.7	2375	4818	-152.5	796.7	2376	254	-90	796.7	2377	2214	-90	796.7
2378	2637	-90	796.7	2379	3475	-90	796.7	2380	3962	-90	796.7	2381	4818	-90	796.7
2382	254	-27.5	796.7	2383	2214	-27.5	796.7	2384	2637	-27.5	796.7	2385	3475	-27.5	796.7
2386	3962	-27.5	796.7	2387	4818	-27.5	796.7	2388	254	35	796.7	2389	2214	35	796.7
2390	2637	35	796.7	2391	3475	35	796.7	2392	3962	35	796.7	2393	4818	35	796.7
2394	254	97.5	796.7	2395	2214	97.5	796.7	2396	2637	97.5	796.7	2397	3475	97.5	796.7
2398	3962	97.5	796.7	2399	4818	97.5	796.7	2400	254	160	796.7	2401	2214	160	796.7
2402	2637	160	796.7	2403	3475	160	796.7	2404	3962	160	796.7	2405	4818	160	796.7
2406	254	222.5	796.7	2407	2214	222.5	796.7	2408	2637	222.5	796.7	2409	3475	222.5	796.7
2410	3962	222.5	796.7	2411	4818	222.5	796.7	2412	254	285	796.7	2413	2214	285	796.7
2414	2637	285	796.7	2415	3475	285	796.7	2416	3962	285	796.7	2417	4818	285	796.7
2418	254	347.5	796.7	2419	2214	347.5	796.7	2420	2637	347.5	796.7	2421	3475	347.5	796.7
2422	3962	347.5	796.7	2423	4818	347.5	796.7	2424	254	410	796.7	2425	317	410	796.7
2426	380	410	796.7	2427	443	410	796.7	2428	506	410	796.7	2429	569	410	796.7
2430	632.6	410	796.7	2431	696.1	410	796.7	2432	759.7	410	796.7	2433	823.3	410	796.7
2434	886.9	410	796.7	2435	950.4	410	796.7	2436	1014	410	796.7	2437	1071.1	410	796.7
2438	1128.3	410	796.7	2439	1185.4	410	796.7	2440	1242.6	410	796.7	2441	1299.7	410	796.7
2442	1356.9	410	796.7	2443	1414	410	796.7	2444	1471.1	410	796.7	2445	1528.3	410	796.7
2446	1585.4	410	796.7	2447	1642.6	410	796.7	2448	1699.7	410	796.7	2449	1756.9	410	796.7
2450	1814	410	796.7	2451	1871.1	410	796.7	2452	1928.3	410	796.7	2453	1985.4	410	796.7
2454	2042.6	410	796.7	2455	2099.7	410	796.7	2456	2156.9	410	796.7	2457	2214	410	796.7
2458	2275.7	410	796.7	2459	2337.3	410	796.7	2460	2399	410	796.7	2461	2460.7	410	796.7
2462	2522.3	410	796.7	2463	2584	410	796.7	2464	2637	410	796.7	2465	2699	410	796.7
2466	2761	410	796.7	2467	2823	410	796.7	2468	2885	410	796.7	2469	2949.2	410	796.7
2470	3013.4	410	796.7	2471	3077.6	410	796.7	2472	3141.8	410	796.7	2473	3206	410	796.7
2474	3273.3	410	796.7	2475	3340.5	410	796.7	2476	3407.8	410	796.7	2477	3475	410	796.7
2478	3528	410	796.7	2479	3590	410	796.7	2480	3652	410	796.7	2481	3714	410	796.7
2482	3776	410	796.7	2483	3838	410	796.7	2484	3900	410	796.7	2485	3962	410	796.7
2486	4023.9	410	796.7	2487	4085.7	410	796.7	2488	4147.6	410	796.7	2489	4209.4	410	796.7
2490	4271.3	410	796.7	2491	4333.1	410	796.7	2492	4395	410	796.7	2493	4455.4	410	796.7
2494	4515.9	410	796.7	2495	4576.3	410	796.7	2496	4636.7	410	796.7	2497	4697.1	410	796.7
2498	4757.6	410	796.7	2499	4818	410	796.7	2500	254	-340	857.1	2501	317	-340	857.1
2502	380	-340	857.1	2503	443	-340	857.1	2504	506	-340	857.1	2505	569	-340	857.1
2506	632.6	-340	857.1	2507	696.1	-340	857.1	2508	759.7	-340	857.1	2509	823.3	-340	857.1

**PIAZZALE TRIAGE-FABBRICATO-ALLEGATO
ALLA REL. PREDIMENSIONAMENTO
STRUTTURE**

Codice documento
SF0272_F0

<i>Rev</i>	<i>Data</i>
F0	20/06/2011

Indice	Posizione			Indice	Posizione			Indice	Posizione			Indice	Posizione		
	X	Y	Z		X	Y	Z		X	Y	Z		X	Y	Z
2510	886.9	-340	857.1	2511	950.4	-340	857.1	2512	1014	-340	857.1	2513	1071.1	-340	857.1
2514	1128.3	-340	857.1	2515	1185.4	-340	857.1	2516	1242.6	-340	857.1	2517	1299.7	-340	857.1
2518	1356.9	-340	857.1	2519	1414	-340	857.1	2520	1471.1	-340	857.1	2521	1528.3	-340	857.1
2522	1585.4	-340	857.1	2523	1642.6	-340	857.1	2524	1699.7	-340	857.1	2525	1756.9	-340	857.1
2526	1814	-340	857.1	2527	1871.1	-340	857.1	2528	1928.3	-340	857.1	2529	1985.4	-340	857.1
2530	2042.6	-340	857.1	2531	2099.7	-340	857.1	2532	2156.9	-340	857.1	2533	2214	-340	857.1
2534	2275.7	-340	857.1	2535	2337.3	-340	857.1	2536	2399	-340	857.1	2537	2460.7	-340	857.1
2538	2522.3	-340	857.1	2539	2584	-340	857.1	2540	2637	-340	857.1	2541	2699	-340	857.1
2542	2761	-340	857.1	2543	2823	-340	857.1	2544	2885	-340	857.1	2545	2949.2	-340	857.1
2546	3013.4	-340	857.1	2547	3077.6	-340	857.1	2548	3141.8	-340	857.1	2549	3206	-340	857.1
2550	3273.3	-340	857.1	2551	3340.5	-340	857.1	2552	3407.8	-340	857.1	2553	3475	-340	857.1
2554	3528	-340	857.1	2555	3590	-340	857.1	2556	3652	-340	857.1	2557	3714	-340	857.1
2558	3776	-340	857.1	2559	3838	-340	857.1	2560	3900	-340	857.1	2561	3962	-340	857.1
2562	4023.9	-340	857.1	2563	4085.7	-340	857.1	2564	4147.6	-340	857.1	2565	4209.4	-340	857.1
2566	4271.3	-340	857.1	2567	4333.1	-340	857.1	2568	4395	-340	857.1	2569	4455.4	-340	857.1
2570	4515.9	-340	857.1	2571	4576.3	-340	857.1	2572	4636.7	-340	857.1	2573	4697.1	-340	857.1
2574	4757.6	-340	857.1	2575	4818	-340	857.1	2576	254	-277.5	857.1	2577	2214	-277.5	857.1
2578	2637	-277.5	857.1	2579	3475	-277.5	857.1	2580	3962	-277.5	857.1	2581	4818	-277.5	857.1
2582	254	-215	857.1	2583	2214	-215	857.1	2584	2637	-215	857.1	2585	3475	-215	857.1
2586	3962	-215	857.1	2587	4818	-215	857.1	2588	254	-152.5	857.1	2589	2214	-152.5	857.1
2590	2637	-152.5	857.1	2591	3475	-152.5	857.1	2592	3962	-152.5	857.1	2593	4818	-152.5	857.1
2594	254	-90	857.1	2595	2214	-90	857.1	2596	2637	-90	857.1	2597	3475	-90	857.1
2598	3962	-90	857.1	2599	4818	-90	857.1	2600	254	-27.5	857.1	2601	2214	-27.5	857.1
2602	2637	-27.5	857.1	2603	3475	-27.5	857.1	2604	3962	-27.5	857.1	2605	4818	-27.5	857.1
2606	254	35	857.1	2607	2214	35	857.1	2608	2637	35	857.1	2609	3475	35	857.1
2610	3962	35	857.1	2611	4818	35	857.1	2612	254	97.5	857.1	2613	2214	97.5	857.1
2614	2637	97.5	857.1	2615	3475	97.5	857.1	2616	3962	97.5	857.1	2617	4818	97.5	857.1
2618	254	160	857.1	2619	2214	160	857.1	2620	2637	160	857.1	2621	3475	160	857.1
2622	3962	160	857.1	2623	4818	160	857.1	2624	254	222.5	857.1	2625	2214	222.5	857.1
2626	2637	222.5	857.1	2627	3475	222.5	857.1	2628	3962	222.5	857.1	2629	4818	222.5	857.1
2630	254	285	857.1	2631	2214	285	857.1	2632	2637	285	857.1	2633	3475	285	857.1
2634	3962	285	857.1	2635	4818	285	857.1	2636	254	347.5	857.1	2637	2214	347.5	857.1
2638	2637	347.5	857.1	2639	3475	347.5	857.1	2640	3962	347.5	857.1	2641	4818	347.5	857.1
2642	254	410	857.1	2643	317	410	857.1	2644	380	410	857.1	2645	443	410	857.1
2646	506	410	857.1	2647	569	410	857.1	2648	632.6	410	857.1	2649	696.1	410	857.1
2650	759.7	410	857.1	2651	823.3	410	857.1	2652	886.9	410	857.1	2653	950.4	410	857.1
2654	1014	410	857.1	2655	1071.1	410	857.1	2656	1128.3	410	857.1	2657	1185.4	410	857.1
2658	1242.6	410	857.1	2659	1299.7	410	857.1	2660	1356.9	410	857.1	2661	1414	410	857.1
2662	1471.1	410	857.1	2663	1528.3	410	857.1	2664	1585.4	410	857.1	2665	1642.6	410	857.1
2666	1699.7	410	857.1	2667	1756.9	410	857.1	2668	1814	410	857.1	2669	1871.1	410	857.1
2670	1928.3	410	857.1	2671	1985.4	410	857.1	2672	2042.6	410	857.1	2673	2099.7	410	857.1
2674	2156.9	410	857.1	2675	2214	410	857.1	2676	2275.7	410	857.1	2677	2337.3	410	857.1
2678	2399	410	857.1	2679	2460.7	410	857.1	2680	2522.3	410	857.1	2681	2584	410	857.1
2682	2637	410	857.1	2683	2699	410	857.1	2684	2761	410	857.1	2685	2823	410	857.1
2686	2885	410	857.1	2687	2949.2	410	857.1	2688	3013.4	410	857.1	2689	3077.6	410	857.1
2690	3141.8	410	857.1	2691	3206	410	857.1	2692	3273.3	410	857.1	2693	3340.5	410	857.1
2694	3407.8	410	857.1	2695	3475	410	857.1	2696	3528	410	857.1	2697	3590	410	857.1
2698	3652	410	857.1	2699	3714	410	857.1	2700	3776	410	857.1	2701	3838	410	857.1
2702	3900	410	857.1	2703	3962	410	857.1	2704	4023.9	410	857.1	2705	4085.7	410	857.1
2706	4147.6	410	857.1	2707	4209.4	410	857.1	2708	4271.3	410	857.1	2709	4333.1	410	857.1
2710	4395	410	857.1	2711	4455.4	410	857.1	2712	4515.9	410	857.1	2713	4576.3	410	857.1
2714	4636.7	410	857.1	2715	4697.1	410	857.1	2716	4757.6	410	857.1	2717	4818	410	857.1
2718	254	-340	917.6	2719	317	-340	917.6	2720	380	-340	917.6	2721	443	-340	917.6

**PIAZZALE TRIAGE-FABBRICATO-ALLEGATO
ALLA REL. PREDIMENSIONAMENTO
STRUTTURE**

Codice documento
SF0272_F0

<i>Rev</i>	<i>Data</i>
F0	20/06/2011

Indice	Posizione			Indice	Posizione			Indice	Posizione			Indice	Posizione		
	X	Y	Z		X	Y	Z		X	Y	Z		X	Y	Z
2722	506	-340	917.6	2723	569	-340	917.6	2724	632.6	-340	917.6	2725	696.1	-340	917.6
2726	759.7	-340	917.6	2727	823.3	-340	917.6	2728	886.9	-340	917.6	2729	950.4	-340	917.6
2730	1014	-340	917.6	2731	1071.1	-340	917.6	2732	1128.3	-340	917.6	2733	1185.4	-340	917.6
2734	1242.6	-340	917.6	2735	1299.7	-340	917.6	2736	1356.9	-340	917.6	2737	1414	-340	917.6
2738	1471.1	-340	917.6	2739	1528.3	-340	917.6	2740	1585.4	-340	917.6	2741	1642.6	-340	917.6
2742	1699.7	-340	917.6	2743	1756.9	-340	917.6	2744	1814	-340	917.6	2745	1871.1	-340	917.6
2746	1928.3	-340	917.6	2747	1985.4	-340	917.6	2748	2042.6	-340	917.6	2749	2099.7	-340	917.6
2750	2156.9	-340	917.6	2751	2214	-340	917.6	2752	2275.7	-340	917.6	2753	2337.3	-340	917.6
2754	2399	-340	917.6	2755	2460.7	-340	917.6	2756	2522.3	-340	917.6	2757	2584	-340	917.6
2758	2637	-340	917.6	2759	2699	-340	917.6	2760	2761	-340	917.6	2761	2823	-340	917.6
2762	2885	-340	917.6	2763	2949.2	-340	917.6	2764	3013.4	-340	917.6	2765	3077.6	-340	917.6
2766	3141.8	-340	917.6	2767	3206	-340	917.6	2768	3273.3	-340	917.6	2769	3340.5	-340	917.6
2770	3407.8	-340	917.6	2771	3475	-340	917.6	2772	3528	-340	917.6	2773	3590	-340	917.6
2774	3652	-340	917.6	2775	3714	-340	917.6	2776	3776	-340	917.6	2777	3838	-340	917.6
2778	3900	-340	917.6	2779	3962	-340	917.6	2780	4023.9	-340	917.6	2781	4085.7	-340	917.6
2782	4147.6	-340	917.6	2783	4209.4	-340	917.6	2784	4271.3	-340	917.6	2785	4333.1	-340	917.6
2786	4395	-340	917.6	2787	4455.4	-340	917.6	2788	4515.9	-340	917.6	2789	4576.3	-340	917.6
2790	4636.7	-340	917.6	2791	4697.1	-340	917.6	2792	4757.6	-340	917.6	2793	4818	-340	917.6
2794	254	-277.5	917.6	2795	2214	-277.5	917.6	2796	2637	-277.5	917.6	2797	3475	-277.5	917.6
2798	3962	-277.5	917.6	2799	4818	-277.5	917.6	2800	254	-215	917.6	2801	2214	-215	917.6
2802	2637	-215	917.6	2803	3475	-215	917.6	2804	3962	-215	917.6	2805	4818	-215	917.6
2806	254	-152.5	917.6	2807	2214	-152.5	917.6	2808	2637	-152.5	917.6	2809	3475	-152.5	917.6
2810	3962	-152.5	917.6	2811	4818	-152.5	917.6	2812	254	-90	917.6	2813	2214	-90	917.6
2814	2637	-90	917.6	2815	3475	-90	917.6	2816	3962	-90	917.6	2817	4818	-90	917.6
2818	254	-27.5	917.6	2819	2214	-27.5	917.6	2820	2637	-27.5	917.6	2821	3475	-27.5	917.6
2822	3962	-27.5	917.6	2823	4818	-27.5	917.6	2824	254	35	917.6	2825	2214	35	917.6
2826	2637	35	917.6	2827	3475	35	917.6	2828	3962	35	917.6	2829	4818	35	917.6
2830	254	97.5	917.6	2831	2214	97.5	917.6	2832	2637	97.5	917.6	2833	3475	97.5	917.6
2834	3962	97.5	917.6	2835	4818	97.5	917.6	2836	254	160	917.6	2837	2214	160	917.6
2838	2637	160	917.6	2839	3475	160	917.6	2840	3962	160	917.6	2841	4818	160	917.6
2842	254	222.5	917.6	2843	2214	222.5	917.6	2844	2637	222.5	917.6	2845	3475	222.5	917.6
2846	3962	222.5	917.6	2847	4818	222.5	917.6	2848	254	285	917.6	2849	2214	285	917.6
2850	2637	285	917.6	2851	3475	285	917.6	2852	3962	285	917.6	2853	4818	285	917.6
2854	254	347.5	917.6	2855	2214	347.5	917.6	2856	2637	347.5	917.6	2857	3475	347.5	917.6
2858	3962	347.5	917.6	2859	4818	347.5	917.6	2860	254	410	917.6	2861	317	410	917.6
2862	380	410	917.6	2863	443	410	917.6	2864	506	410	917.6	2865	569	410	917.6
2866	632.6	410	917.6	2867	696.1	410	917.6	2868	759.7	410	917.6	2869	823.3	410	917.6
2870	886.9	410	917.6	2871	950.4	410	917.6	2872	1014	410	917.6	2873	1071.1	410	917.6
2874	1128.3	410	917.6	2875	1185.4	410	917.6	2876	1242.6	410	917.6	2877	1299.7	410	917.6
2878	1356.9	410	917.6	2879	1414	410	917.6	2880	1471.1	410	917.6	2881	1528.3	410	917.6
2882	1585.4	410	917.6	2883	1642.6	410	917.6	2884	1699.7	410	917.6	2885	1756.9	410	917.6
2886	1814	410	917.6	2887	1871.1	410	917.6	2888	1928.3	410	917.6	2889	1985.4	410	917.6
2890	2042.6	410	917.6	2891	2099.7	410	917.6	2892	2156.9	410	917.6	2893	2214	410	917.6
2894	2275.7	410	917.6	2895	2337.3	410	917.6	2896	2399	410	917.6	2897	2460.7	410	917.6
2898	2522.3	410	917.6	2899	2584	410	917.6	2900	2637	410	917.6	2901	2699	410	917.6
2902	2761	410	917.6	2903	2823	410	917.6	2904	2885	410	917.6	2905	2949.2	410	917.6
2906	3013.4	410	917.6	2907	3077.6	410	917.6	2908	3141.8	410	917.6	2909	3206	410	917.6
2910	3273.3	410	917.6	2911	3340.5	410	917.6	2912	3407.8	410	917.6	2913	3475	410	917.6
2914	3528	410	917.6	2915	3590	410	917.6	2916	3652	410	917.6	2917	3714	410	917.6
2918	3776	410	917.6	2919	3838	410	917.6	2920	3900	410	917.6	2921	3962	410	917.6
2922	4023.9	410	917.6	2923	4085.7	410	917.6	2924	4147.6	410	917.6	2925	4209.4	410	917.6
2926	4271.3	410	917.6	2927	4333.1	410	917.6	2928	4395	410	917.6	2929	4455.4	410	917.6
2930	4515.9	410	917.6	2931	4576.3	410	917.6	2932	4636.7	410	917.6	2933	4697.1	410	917.6

**PIAZZALE TRIAGE-FABBRICATO-ALLEGATO
ALLA REL. PREDIMENSIONAMENTO
STRUTTURE**

Codice documento
SF0272_F0

<i>Rev</i>	<i>Data</i>
F0	20/06/2011

Indice	Posizione			Indice	Posizione			Indice	Posizione			Indice	Posizione		
	X	Y	Z		X	Y	Z		X	Y	Z		X	Y	Z
2934	4757.6	410	917.6	2935	4818	410	917.6	2936	254	-340	978	2937	317	-340	978
2938	380	-340	978	2939	443	-340	978	2940	506	-340	978	2941	569	-340	978
2942	632.6	-340	978	2943	696.1	-340	978	2944	759.7	-340	978	2945	823.3	-340	978
2946	886.9	-340	978	2947	950.4	-340	978	2948	1014	-340	978	2949	1071.1	-340	978
2950	1128.3	-340	978	2951	1185.4	-340	978	2952	1242.6	-340	978	2953	1299.7	-340	978
2954	1356.9	-340	978	2955	1414	-340	978	2956	1471.1	-340	978	2957	1528.3	-340	978
2958	1585.4	-340	978	2959	1642.6	-340	978	2960	1699.7	-340	978	2961	1756.9	-340	978
2962	1814	-340	978	2963	1871.1	-340	978	2964	1928.3	-340	978	2965	1985.4	-340	978
2966	2042.6	-340	978	2967	2099.7	-340	978	2968	2156.9	-340	978	2969	2214	-340	978
2970	2275.7	-340	978	2971	2337.3	-340	978	2972	2399	-340	978	2973	2460.7	-340	978
2974	2522.3	-340	978	2975	2584	-340	978	2976	2637	-340	978	2977	2699	-340	978
2978	2761	-340	978	2979	2823	-340	978	2980	2885	-340	978	2981	2949.2	-340	978
2982	3013.4	-340	978	2983	3077.6	-340	978	2984	3141.8	-340	978	2985	3206	-340	978
2986	3273.3	-340	978	2987	3340.5	-340	978	2988	3407.8	-340	978	2989	3475	-340	978
2990	3528	-340	978	2991	3590	-340	978	2992	3652	-340	978	2993	3714	-340	978
2994	3776	-340	978	2995	3838	-340	978	2996	3900	-340	978	2997	3962	-340	978
2998	4023.9	-340	978	2999	4085.7	-340	978	3000	4147.6	-340	978	3001	4209.4	-340	978
3002	4271.3	-340	978	3003	4333.1	-340	978	3004	4395	-340	978	3005	4455.4	-340	978
3006	4515.9	-340	978	3007	4576.3	-340	978	3008	4636.7	-340	978	3009	4697.1	-340	978
3010	4757.6	-340	978	3011	4818	-340	978	3012	254	-277.5	978	3013	2214	-277.5	978
3014	2637	-277.5	978	3015	3475	-277.5	978	3016	3962	-277.5	978	3017	4818	-277.5	978
3018	254	-215	978	3019	2214	-215	978	3020	2637	-215	978	3021	3475	-215	978
3022	3962	-215	978	3023	4818	-215	978	3024	254	-152.5	978	3025	2214	-152.5	978
3026	2637	-152.5	978	3027	3475	-152.5	978	3028	3962	-152.5	978	3029	4818	-152.5	978
3030	254	-90	978	3031	2214	-90	978	3032	2637	-90	978	3033	3475	-90	978
3034	3962	-90	978	3035	4818	-90	978	3036	254	-27.5	978	3037	2214	-27.5	978
3038	2637	-27.5	978	3039	3475	-27.5	978	3040	3962	-27.5	978	3041	4818	-27.5	978
3042	254	35	978	3043	2214	35	978	3044	2637	35	978	3045	3475	35	978
3046	3962	35	978	3047	4818	35	978	3048	254	97.5	978	3049	2214	97.5	978
3050	2637	97.5	978	3051	3475	97.5	978	3052	3962	97.5	978	3053	4818	97.5	978
3054	254	160	978	3055	2214	160	978	3056	2637	160	978	3057	3475	160	978
3058	3962	160	978	3059	4818	160	978	3060	254	222.5	978	3061	2214	222.5	978
3062	2637	222.5	978	3063	3475	222.5	978	3064	3962	222.5	978	3065	4818	222.5	978
3066	254	285	978	3067	2214	285	978	3068	2637	285	978	3069	3475	285	978
3070	3962	285	978	3071	4818	285	978	3072	254	347.5	978	3073	2214	347.5	978
3074	2637	347.5	978	3075	3475	347.5	978	3076	3962	347.5	978	3077	4818	347.5	978
3078	254	410	978	3079	317	410	978	3080	380	410	978	3081	443	410	978
3082	506	410	978	3083	569	410	978	3084	632.6	410	978	3085	696.1	410	978
3086	759.7	410	978	3087	823.3	410	978	3088	886.9	410	978	3089	950.4	410	978
3090	1014	410	978	3091	1071.1	410	978	3092	1128.3	410	978	3093	1185.4	410	978
3094	1242.6	410	978	3095	1299.7	410	978	3096	1356.9	410	978	3097	1414	410	978
3098	1471.1	410	978	3099	1528.3	410	978	3100	1585.4	410	978	3101	1642.6	410	978
3102	1699.7	410	978	3103	1756.9	410	978	3104	1814	410	978	3105	1871.1	410	978
3106	1928.3	410	978	3107	1985.4	410	978	3108	2042.6	410	978	3109	2099.7	410	978
3110	2156.9	410	978	3111	2214	410	978	3112	2275.7	410	978	3113	2337.3	410	978
3114	2399	410	978	3115	2460.7	410	978	3116	2522.3	410	978	3117	2584	410	978
3118	2637	410	978	3119	2699	410	978	3120	2761	410	978	3121	2823	410	978
3122	2885	410	978	3123	2949.2	410	978	3124	3013.4	410	978	3125	3077.6	410	978
3126	3141.8	410	978	3127	3206	410	978	3128	3273.3	410	978	3129	3340.5	410	978
3130	3407.8	410	978	3131	3475	410	978	3132	3528	410	978	3133	3590	410	978
3134	3652	410	978	3135	3714	410	978	3136	3776	410	978	3137	3838	410	978
3138	3900	410	978	3139	3962	410	978	3140	4023.9	410	978	3141	4085.7	410	978
3142	4147.6	410	978	3143	4209.4	410	978	3144	4271.3	410	978	3145	4333.1	410	978

		Ponte sullo Stretto di Messina PROGETTO DEFINITIVO			
		PIAZZALE TRIAGE-FABBRICATO-ALLEGATO ALLA REL. PREDIMENSIONAMENTO STRUTTURE		<i>Codice documento</i> SF0272_F0	<i>Rev</i> F0

Indice	Posizione			Indice	Posizione			Indice	Posizione			Indice	Posizione		
	X	Y	Z		X	Y	Z		X	Y	Z		X	Y	Z
3146	4395	410	978	3147	4455.4	410	978	3148	4515.9	410	978	3149	4576.3	410	978
3150	4636.7	410	978	3151	4697.1	410	978	3152	4757.6	410	978	3153	4818	410	978

Carichi concentrati

Indice: Numero dell'elemento nell'insieme che lo contiene.

Nodo: Nodo su cui agisce il carico.

Condizione: Condizione elementare mappata nella quale agisce il carico.

Fx: Componente della forza lungo l'asse X. [daN]

Fy: Componente della forza lungo l'asse Y. [daN]

Fz: Componente della forza lungo l'asse Z. [daN]

*Mx: Componente del momento attorno all'asse X. [daN*cm]*

*My: Componente del momento attorno all'asse Y. [daN*cm]*

*Mz: Componente del momento attorno all'asse Z. [daN*cm]*

Indice	Nodo	Condizione	Fx	Fy	Fz	Mx	My	Mz	Indice	Nodo	Condizione	Fx	Fy	Fz	Mx	My	Mz
1	86	Pesi strutturali	125	0	0	0	0	0	2	72	Pesi strutturali	249.9	0	0	0	0	0
3	207	Pesi strutturali	602.6	0	0	0	0	0	4	209	Pesi strutturali	301.3	0	0	0	0	0
5	86	carichi variabili	194.2	0	0	0	0	0	6	72	carichi variabili	388.4	0	0	0	0	0
7	207	carichi variabili	776.8	0	0	0	0	0	8	209	carichi variabili	388.4	0	0	0	0	0
9	257	Pesi strutturali	808.2	0	0	0	0	0	10	259	Pesi strutturali	404.1	0	0	0	0	0
11	257	carichi variabili	776.8	0	0	0	0	0	12	259	carichi variabili	388.4	0	0	0	0	0
13	307	Pesi strutturali	1.0E3	0	0	0	0	0	14	309	Pesi strutturali	506.9	0	0	0	0	0
15	307	carichi variabili	776.8	0	0	0	0	0	16	309	carichi variabili	388.4	0	0	0	0	0
17	357	Pesi strutturali	1.2E3	0	0	0	0	0	18	359	Pesi strutturali	609.7	0	0	0	0	0
19	357	carichi variabili	776.8	0	0	0	0	0	20	359	carichi variabili	388.4	0	0	0	0	0
21	407	Pesi strutturali	1425	0	0	0	0	0	22	409	Pesi strutturali	712.5	0	0	0	0	0
23	407	carichi variabili	776.8	0	0	0	0	0	24	409	carichi variabili	388.4	0	0	0	0	0
25	457	Pesi strutturali	1412	0	0	0	0	0	26	459	Pesi strutturali	706	0	0	0	0	0
27	457	carichi variabili	683	0	0	0	0	0	28	459	carichi variabili	341.5	0	0	0	0	0
29	980	Pesi strutturali	648.1	0	0	0	0	0	30	1059	Pesi strutturali	324	0	0	0	0	0
31	980	carichi variabili	294.6	0	0	0	0	0	32	1059	carichi variabili	147.3	0	0	0	0	0
33	58	Pesi strutturali	249.9	0	0	0	0	0	34	205	Pesi strutturali	602.6	0	0	0	0	0

**PIAZZALE TRIAGE-FABBRICATO-ALLEGATO
ALLA REL. PREDIMENSIONAMENTO
STRUTTURE**

Codice documento
SF0272_F0

<i>Rev</i>	<i>Data</i>
F0	20/06/2011

Indice	Nodo	Condizione	Fx	Fy	Fz	Mx	My	Mz	Indice	Nodo	Condizione	Fx	Fy	Fz	Mx	My	Mz
35	58	carichi variabili	388.4	0	0	0	0	0	36	205	carichi variabili	776.8	0	0	0	0	0
37	255	Pesi strutturali	808.2	0	0	0	0	0	38	255	carichi variabili	776.8	0	0	0	0	0
39	305	Pesi strutturali	1.0E3	0	0	0	0	0	40	305	carichi variabili	776.8	0	0	0	0	0
41	355	Pesi strutturali	1.2E3	0	0	0	0	0	42	355	carichi variabili	776.8	0	0	0	0	0
43	405	Pesi strutturali	1425	0	0	0	0	0	44	405	carichi variabili	776.8	0	0	0	0	0
45	455	Pesi strutturali	1412	0	0	0	0	0	46	455	carichi variabili	683	0	0	0	0	0
47	902	Pesi strutturali	648.1	0	0	0	0	0	48	902	carichi variabili	294.6	0	0	0	0	0
49	44	Pesi strutturali	249.9	0	0	0	0	0	50	203	Pesi strutturali	602.6	0	0	0	0	0
51	44	carichi variabili	388.4	0	0	0	0	0	52	203	carichi variabili	776.8	0	0	0	0	0
53	253	Pesi strutturali	808.2	0	0	0	0	0	54	253	carichi variabili	776.8	0	0	0	0	0
55	303	Pesi strutturali	1.0E3	0	0	0	0	0	56	303	carichi variabili	776.8	0	0	0	0	0
57	353	Pesi strutturali	1.2E3	0	0	0	0	0	58	353	carichi variabili	776.8	0	0	0	0	0
59	403	Pesi strutturali	1425	0	0	0	0	0	60	403	carichi variabili	776.8	0	0	0	0	0
61	453	Pesi strutturali	1412	0	0	0	0	0	62	453	carichi variabili	683	0	0	0	0	0
63	824	Pesi strutturali	648.1	0	0	0	0	0	64	824	carichi variabili	294.6	0	0	0	0	0
65	30	Pesi strutturali	249.9	0	0	0	0	0	66	201	Pesi strutturali	602.6	0	0	0	0	0
67	30	carichi variabili	388.4	0	0	0	0	0	68	201	carichi variabili	776.8	0	0	0	0	0
69	251	Pesi strutturali	808.2	0	0	0	0	0	70	251	carichi variabili	776.8	0	0	0	0	0
71	301	Pesi strutturali	1.0E3	0	0	0	0	0	72	301	carichi variabili	776.8	0	0	0	0	0
73	351	Pesi strutturali	1.2E3	0	0	0	0	0	74	351	carichi variabili	776.8	0	0	0	0	0
75	401	Pesi strutturali	1425	0	0	0	0	0	76	401	carichi variabili	776.8	0	0	0	0	0
77	451	Pesi strutturali	1412	0	0	0	0	0	78	451	carichi variabili	683	0	0	0	0	0
79	746	Pesi strutturali	648.1	0	0	0	0	0	80	746	carichi variabili	294.6	0	0	0	0	0
81	16	Pesi strutturali	249.9	0	0	0	0	0	82	199	Pesi strutturali	602.6	0	0	0	0	0
83	16	carichi variabili	388.4	0	0	0	0	0	84	199	carichi variabili	776.8	0	0	0	0	0
85	249	Pesi strutturali	808.2	0	0	0	0	0	86	249	carichi variabili	776.8	0	0	0	0	0
87	299	Pesi strutturali	1.0E3	0	0	0	0	0	88	299	carichi variabili	776.8	0	0	0	0	0

**PIAZZALE TRIAGE-FABBRICATO-ALLEGATO
ALLA REL. PREDIMENSIONAMENTO
STRUTTURE**

Codice documento
SF0272_F0

<i>Rev</i>	<i>Data</i>
F0	20/06/2011

Indice	Nodo	Condizione	Fx	Fy	Fz	Mx	My	Mz	Indice	Nodo	Condizione	Fx	Fy	Fz	Mx	My	Mz
89	349	Pesi strutturali	1.2E3	0	0	0	0	0	90	349	carichi variabili	776.8	0	0	0	0	0
91	399	Pesi strutturali	1425	0	0	0	0	0	92	399	carichi variabili	776.8	0	0	0	0	0
93	449	Pesi strutturali	1412	0	0	0	0	0	94	449	carichi variabili	683	0	0	0	0	0
95	668	Pesi strutturali	648.1	0	0	0	0	0	96	668	carichi variabili	294.6	0	0	0	0	0
97	2	Pesi strutturali	125	0	0	0	0	0	98	185	Pesi strutturali	301.3	0	0	0	0	0
99	2	carichi variabili	194.2	0	0	0	0	0	100	185	carichi variabili	388.4	0	0	0	0	0
101	235	Pesi strutturali	404.1	0	0	0	0	0	102	235	carichi variabili	388.4	0	0	0	0	0
103	285	Pesi strutturali	506.9	0	0	0	0	0	104	285	carichi variabili	388.4	0	0	0	0	0
105	335	Pesi strutturali	609.7	0	0	0	0	0	106	335	carichi variabili	388.4	0	0	0	0	0
107	385	Pesi strutturali	712.5	0	0	0	0	0	108	385	carichi variabili	388.4	0	0	0	0	0
109	435	Pesi strutturali	706	0	0	0	0	0	110	435	carichi variabili	341.5	0	0	0	0	0
111	590	Pesi strutturali	324	0	0	0	0	0	112	590	carichi variabili	147.3	0	0	0	0	0
113	171	Pesi strutturali	125	0	0	0	0	0	114	157	Pesi strutturali	249.9	0	0	0	0	0
115	219	Pesi strutturali	602.6	0	0	0	0	0	116	221	Pesi strutturali	301.3	0	0	0	0	0
117	171	carichi variabili	194.2	0	0	0	0	0	118	157	carichi variabili	388.4	0	0	0	0	0
119	219	carichi variabili	776.8	0	0	0	0	0	120	221	carichi variabili	388.4	0	0	0	0	0
121	269	Pesi strutturali	808.2	0	0	0	0	0	122	271	Pesi strutturali	404.1	0	0	0	0	0
123	269	carichi variabili	776.8	0	0	0	0	0	124	271	carichi variabili	388.4	0	0	0	0	0
125	319	Pesi strutturali	1.0E3	0	0	0	0	0	126	321	Pesi strutturali	506.9	0	0	0	0	0
127	319	carichi variabili	776.8	0	0	0	0	0	128	321	carichi variabili	388.4	0	0	0	0	0
129	369	Pesi strutturali	1.2E3	0	0	0	0	0	130	371	Pesi strutturali	609.7	0	0	0	0	0
131	369	carichi variabili	776.8	0	0	0	0	0	132	371	carichi variabili	388.4	0	0	0	0	0
133	419	Pesi strutturali	1425	0	0	0	0	0	134	421	Pesi strutturali	712.5	0	0	0	0	0
135	419	carichi variabili	776.8	0	0	0	0	0	136	421	carichi variabili	388.4	0	0	0	0	0
137	469	Pesi strutturali	1412	0	0	0	0	0	138	471	Pesi strutturali	706	0	0	0	0	0
139	469	carichi variabili	683	0	0	0	0	0	140	471	carichi variabili	341.5	0	0	0	0	0
141	1449	Pesi strutturali	648.1	0	0	0	0	0	142	1527	Pesi strutturali	324	0	0	0	0	0

**PIAZZALE TRIAGE-FABBRICATO-ALLEGATO
ALLA REL. PREDIMENSIONAMENTO
STRUTTURE**

Codice documento
SF0272_F0

<i>Rev</i>	<i>Data</i>
F0	20/06/2011

Indice	Nodo	Condizione	Fx	Fy	Fz	Mx	My	Mz	Indice	Nodo	Condizione	Fx	Fy	Fz	Mx	My	Mz
143	1449	carichi variabili	294.6	0	0	0	0	0	144	1527	carichi variabili	147.3	0	0	0	0	0
145	143	Pesi strutturali	249.9	0	0	0	0	0	146	217	Pesi strutturali	602.6	0	0	0	0	0
147	143	carichi variabili	388.4	0	0	0	0	0	148	217	carichi variabili	776.8	0	0	0	0	0
149	267	Pesi strutturali	808.2	0	0	0	0	0	150	267	carichi variabili	776.8	0	0	0	0	0
151	317	Pesi strutturali	1.0E3	0	0	0	0	0	152	317	carichi variabili	776.8	0	0	0	0	0
153	367	Pesi strutturali	1.2E3	0	0	0	0	0	154	367	carichi variabili	776.8	0	0	0	0	0
155	417	Pesi strutturali	1425	0	0	0	0	0	156	417	carichi variabili	776.8	0	0	0	0	0
157	467	Pesi strutturali	1412	0	0	0	0	0	158	467	carichi variabili	683	0	0	0	0	0
159	1371	Pesi strutturali	648.1	0	0	0	0	0	160	1371	carichi variabili	294.6	0	0	0	0	0
161	129	Pesi strutturali	249.9	0	0	0	0	0	162	215	Pesi strutturali	602.6	0	0	0	0	0
163	129	carichi variabili	388.4	0	0	0	0	0	164	215	carichi variabili	776.8	0	0	0	0	0
165	265	Pesi strutturali	808.2	0	0	0	0	0	166	265	carichi variabili	776.8	0	0	0	0	0
167	315	Pesi strutturali	1.0E3	0	0	0	0	0	168	315	carichi variabili	776.8	0	0	0	0	0
169	365	Pesi strutturali	1.2E3	0	0	0	0	0	170	365	carichi variabili	776.8	0	0	0	0	0
171	415	Pesi strutturali	1425	0	0	0	0	0	172	415	carichi variabili	776.8	0	0	0	0	0
173	465	Pesi strutturali	1412	0	0	0	0	0	174	465	carichi variabili	683	0	0	0	0	0
175	1293	Pesi strutturali	648.1	0	0	0	0	0	176	1293	carichi variabili	294.6	0	0	0	0	0
177	115	Pesi strutturali	249.9	0	0	0	0	0	178	213	Pesi strutturali	602.6	0	0	0	0	0
179	115	carichi variabili	388.4	0	0	0	0	0	180	213	carichi variabili	776.8	0	0	0	0	0
181	263	Pesi strutturali	808.2	0	0	0	0	0	182	263	carichi variabili	776.8	0	0	0	0	0
183	313	Pesi strutturali	1.0E3	0	0	0	0	0	184	313	carichi variabili	776.8	0	0	0	0	0
185	363	Pesi strutturali	1.2E3	0	0	0	0	0	186	363	carichi variabili	776.8	0	0	0	0	0
187	413	Pesi strutturali	1425	0	0	0	0	0	188	413	carichi variabili	776.8	0	0	0	0	0
189	463	Pesi strutturali	1412	0	0	0	0	0	190	463	carichi variabili	683	0	0	0	0	0
191	1215	Pesi strutturali	648.1	0	0	0	0	0	192	1215	carichi variabili	294.6	0	0	0	0	0
193	101	Pesi strutturali	249.9	0	0	0	0	0	194	211	Pesi strutturali	602.6	0	0	0	0	0
195	101	carichi variabili	388.4	0	0	0	0	0	196	211	carichi variabili	776.8	0	0	0	0	0

**PIAZZALE TRIAGE-FABBRICATO-ALLEGATO
ALLA REL. PREDIMENSIONAMENTO
STRUTTURE**

Codice documento
SF0272_F0

<i>Rev</i>	<i>Data</i>
F0	20/06/2011

Indice	Nodo	Condizione	Fx	Fy	Fz	Mx	My	Mz	Indice	Nodo	Condizione	Fx	Fy	Fz	Mx	My	Mz
197	261	Pesi strutturali	808.2	0	0	0	0	0	198	261	carichi variabili	776.8	0	0	0	0	0
199	311	Pesi strutturali	1.0E3	0	0	0	0	0	200	311	carichi variabili	776.8	0	0	0	0	0
201	361	Pesi strutturali	1.2E3	0	0	0	0	0	202	361	carichi variabili	776.8	0	0	0	0	0
203	411	Pesi strutturali	1425	0	0	0	0	0	204	411	carichi variabili	776.8	0	0	0	0	0
205	461	Pesi strutturali	1412	0	0	0	0	0	206	461	carichi variabili	683	0	0	0	0	0
207	1137	Pesi strutturali	648.1	0	0	0	0	0	208	1137	carichi variabili	294.6	0	0	0	0	0
209	86	Pesi strutturali	125	0	0	0	0	0	210	209	Pesi strutturali	301.3	0	0	0	0	0
211	86	carichi variabili	194.2	0	0	0	0	0	212	209	carichi variabili	388.4	0	0	0	0	0
213	259	Pesi strutturali	404.1	0	0	0	0	0	214	259	carichi variabili	388.4	0	0	0	0	0
215	309	Pesi strutturali	506.9	0	0	0	0	0	216	309	carichi variabili	388.4	0	0	0	0	0
217	359	Pesi strutturali	609.7	0	0	0	0	0	218	359	carichi variabili	388.4	0	0	0	0	0
219	409	Pesi strutturali	712.5	0	0	0	0	0	220	409	carichi variabili	388.4	0	0	0	0	0
221	459	Pesi strutturali	706	0	0	0	0	0	222	459	carichi variabili	341.5	0	0	0	0	0
223	1059	Pesi strutturali	324	0	0	0	0	0	224	1059	carichi variabili	147.3	0	0	0	0	0
225	175	Pesi strutturali	0	-124	0	0	0	0	226	174	Pesi strutturali	0	-2.5E2	0	0	0	0
227	224	Pesi strutturali	0	-6.0E2	0	0	0	0	228	225	Pesi strutturali	0	-3.0E2	0	0	0	0
229	175	carichi variabili	0	-1.9E2	0	0	0	0	230	174	carichi variabili	0	-3.9E2	0	0	0	0
231	224	carichi variabili	0	-7.7E2	0	0	0	0	232	225	carichi variabili	0	-3.9E2	0	0	0	0
233	274	Pesi strutturali	0	-8.0E2	0	0	0	0	234	275	Pesi strutturali	0	-4.0E2	0	0	0	0
235	274	carichi variabili	0	-7.7E2	0	0	0	0	236	275	carichi variabili	0	-3.9E2	0	0	0	0
237	324	Pesi strutturali	0	-1.0E3	0	0	0	0	238	325	Pesi strutturali	0	-5.0E2	0	0	0	0
239	324	carichi variabili	0	-7.7E2	0	0	0	0	240	325	carichi variabili	0	-3.9E2	0	0	0	0
241	374	Pesi strutturali	0	-1.2E3	0	0	0	0	242	375	Pesi strutturali	0	-6.0E2	0	0	0	0
243	374	carichi variabili	0	-7.7E2	0	0	0	0	244	375	carichi variabili	0	-3.9E2	0	0	0	0
245	424	Pesi strutturali	0	-1.4E3	0	0	0	0	246	425	Pesi strutturali	0	-7.1E2	0	0	0	0
247	424	carichi variabili	0	-7.7E2	0	0	0	0	248	425	carichi variabili	0	-3.9E2	0	0	0	0
249	474	Pesi strutturali	0	-1.4E3	0	0	0	0	250	475	Pesi strutturali	0	-7.0E2	0	0	0	0

**PIAZZALE TRIAGE-FABBRICATO-ALLEGATO
ALLA REL. PREDIMENSIONAMENTO
STRUTTURE**

Codice documento
SF0272_F0

<i>Rev</i>	<i>Data</i>
F0	20/06/2011

Indice	Nodo	Condizione	Fx	Fy	Fz	Mx	My	Mz	Indice	Nodo	Condizione	Fx	Fy	Fz	Mx	My	Mz
251	474	carichi variabili	0	-	0	0	0	0	252	475	carichi variabili	0	-	0	0	0	0
			6.8E2									3.4E2					
253	1530	Pesi strutturali	0	-	0	0	0	0	254	1531	Pesi strutturali	0	-	0	0	0	0
			6.4E2									3.2E2					
255	1530	carichi variabili	0	-	0	0	0	0	256	1531	carichi variabili	0	-	0	0	0	0
			2.9E2									1.5E2					
257	173	Pesi strutturali	0	-	0	0	0	0	258	223	Pesi strutturali	0	-	0	0	0	0
			2.5E2									6.0E2					
259	173	carichi variabili	0	-	0	0	0	0	260	223	carichi variabili	0	-	0	0	0	0
			3.9E2									7.7E2					
261	273	Pesi strutturali	0	-	0	0	0	0	262	273	carichi variabili	0	-	0	0	0	0
			8.0E2									7.7E2					
263	323	Pesi strutturali	0	-	0	0	0	0	264	323	carichi variabili	0	-	0	0	0	0
			1.0E3									7.7E2					
265	373	Pesi strutturali	0	-	0	0	0	0	266	373	carichi variabili	0	-	0	0	0	0
			1.2E3									7.7E2					
267	423	Pesi strutturali	0	-	0	0	0	0	268	423	carichi variabili	0	-	0	0	0	0
			1.4E3									7.7E2					
269	473	Pesi strutturali	0	-	0	0	0	0	270	473	carichi variabili	0	-	0	0	0	0
			1.4E3									6.8E2					
271	1529	Pesi strutturali	0	-	0	0	0	0	272	1529	carichi variabili	0	-	0	0	0	0
			6.4E2									2.9E2					
273	172	Pesi strutturali	0	-	0	0	0	0	274	222	Pesi strutturali	0	-	0	0	0	0
			2.5E2									6.0E2					
275	172	carichi variabili	0	-	0	0	0	0	276	222	carichi variabili	0	-	0	0	0	0
			3.9E2									7.7E2					
277	272	Pesi strutturali	0	-	0	0	0	0	278	272	carichi variabili	0	-	0	0	0	0
			8.0E2									7.7E2					
279	322	Pesi strutturali	0	-	0	0	0	0	280	322	carichi variabili	0	-	0	0	0	0
			1.0E3									7.7E2					
281	372	Pesi strutturali	0	-	0	0	0	0	282	372	carichi variabili	0	-	0	0	0	0
			1.2E3									7.7E2					
283	422	Pesi strutturali	0	-	0	0	0	0	284	422	carichi variabili	0	-	0	0	0	0
			1.4E3									7.7E2					
285	472	Pesi strutturali	0	-	0	0	0	0	286	472	carichi variabili	0	-	0	0	0	0
			1.4E3									6.8E2					
287	1528	Pesi strutturali	0	-	0	0	0	0	288	1528	carichi variabili	0	-	0	0	0	0
			6.4E2									2.9E2					
289	171	Pesi strutturali	0	-124	0	0	0	0	290	221	Pesi strutturali	0	-	0	0	0	0
												3.0E2					
291	171	carichi variabili	0	-	0	0	0	0	292	221	carichi variabili	0	-	0	0	0	0
			1.9E2									3.9E2					
293	271	Pesi strutturali	0	-	0	0	0	0	294	271	carichi variabili	0	-	0	0	0	0
			4.0E2									3.9E2					
295	321	Pesi strutturali	0	-	0	0	0	0	296	321	carichi variabili	0	-	0	0	0	0
			5.0E2									3.9E2					
297	371	Pesi strutturali	0	-	0	0	0	0	298	371	carichi variabili	0	-	0	0	0	0
			6.0E2									3.9E2					
299	421	Pesi strutturali	0	-	0	0	0	0	300	421	carichi variabili	0	-	0	0	0	0
			7.1E2									3.9E2					
301	471	Pesi strutturali	0	-	0	0	0	0	302	471	carichi variabili	0	-	0	0	0	0
			7.0E2									3.4E2					
303	1527	Pesi strutturali	0	-	0	0	0	0	304	1527	carichi variabili	0	-	0	0	0	0
			3.2E2									1.5E2					

**PIAZZALE TRIAGE-FABBRICATO-ALLEGATO
ALLA REL. PREDIMENSIONAMENTO
STRUTTURE**

Codice documento
SF0272_F0

<i>Rev</i>	<i>Data</i>
F0	20/06/2011

Indice	Nodo	Condizione	Fx	Fy	Fz	Mx	My	Mz	Indice	Nodo	Condizione	Fx	Fy	Fz	Mx	My	Mz
305	180	Pesi strutturali	0	-1.3E2	0	0	0	0	306	179	Pesi strutturali	0	-2.6E2	0	0	0	0
307	229	Pesi strutturali	0	-619	0	0	0	0	308	230	Pesi strutturali	0	-3.1E2	0	0	0	0
309	180	carichi variabili	0	-2.0E2	0	0	0	0	310	179	carichi variabili	0	-399	0	0	0	0
311	229	carichi variabili	0	-8.0E2	0	0	0	0	312	230	carichi variabili	0	-399	0	0	0	0
313	279	Pesi strutturali	0	-8.3E2	0	0	0	0	314	280	Pesi strutturali	0	-4.2E2	0	0	0	0
315	279	carichi variabili	0	-8.0E2	0	0	0	0	316	280	carichi variabili	0	-399	0	0	0	0
317	329	Pesi strutturali	0	-1.0E3	0	0	0	0	318	330	Pesi strutturali	0	-5.2E2	0	0	0	0
319	329	carichi variabili	0	-8.0E2	0	0	0	0	320	330	carichi variabili	0	-399	0	0	0	0
321	379	Pesi strutturali	0	-1.3E3	0	0	0	0	322	380	Pesi strutturali	0	-6.3E2	0	0	0	0
323	379	carichi variabili	0	-8.0E2	0	0	0	0	324	380	carichi variabili	0	-399	0	0	0	0
325	429	Pesi strutturali	0	-1.5E3	0	0	0	0	326	430	Pesi strutturali	0	-7.3E2	0	0	0	0
327	429	carichi variabili	0	-8.0E2	0	0	0	0	328	430	carichi variabili	0	-399	0	0	0	0
329	479	Pesi strutturali	0	-1.5E3	0	0	0	0	330	480	Pesi strutturali	0	-7.3E2	0	0	0	0
331	479	carichi variabili	0	-7.0E2	0	0	0	0	332	480	carichi variabili	0	-3.5E2	0	0	0	0
333	1535	Pesi strutturali	0	-6.7E2	0	0	0	0	334	1536	Pesi strutturali	0	-3.3E2	0	0	0	0
335	1535	carichi variabili	0	-3.0E2	0	0	0	0	336	1536	carichi variabili	0	-1.5E2	0	0	0	0
337	178	Pesi strutturali	0	-2.6E2	0	0	0	0	338	228	Pesi strutturali	0	-619	0	0	0	0
339	178	carichi variabili	0	-399	0	0	0	0	340	228	carichi variabili	0	-8.0E2	0	0	0	0
341	278	Pesi strutturali	0	-8.3E2	0	0	0	0	342	278	carichi variabili	0	-8.0E2	0	0	0	0
343	328	Pesi strutturali	0	-1.0E3	0	0	0	0	344	328	carichi variabili	0	-8.0E2	0	0	0	0
345	378	Pesi strutturali	0	-1.3E3	0	0	0	0	346	378	carichi variabili	0	-8.0E2	0	0	0	0
347	428	Pesi strutturali	0	-1.5E3	0	0	0	0	348	428	carichi variabili	0	-8.0E2	0	0	0	0
349	478	Pesi strutturali	0	-1.5E3	0	0	0	0	350	478	carichi variabili	0	-7.0E2	0	0	0	0
351	1534	Pesi strutturali	0	-6.7E2	0	0	0	0	352	1534	carichi variabili	0	-3.0E2	0	0	0	0
353	177	Pesi strutturali	0	-2.6E2	0	0	0	0	354	227	Pesi strutturali	0	-619	0	0	0	0
355	177	carichi variabili	0	-399	0	0	0	0	356	227	carichi variabili	0	-8.0E2	0	0	0	0
357	277	Pesi strutturali	0	-8.3E2	0	0	0	0	358	277	carichi variabili	0	-8.0E2	0	0	0	0

**PIAZZALE TRIAGE-FABBRICATO-ALLEGATO
ALLA REL. PREDIMENSIONAMENTO
STRUTTURE**

Codice documento
SF0272_F0

<i>Rev</i>	<i>Data</i>
F0	20/06/2011

Indice	Nodo	Condizione	Fx	Fy	Fz	Mx	My	Mz	Indice	Nodo	Condizione	Fx	Fy	Fz	Mx	My	Mz
359	327	Pesi strutturali	0	-1.0E3	0	0	0	0	360	327	carichi variabili	0	-8.0E2	0	0	0	0
361	377	Pesi strutturali	0	-1.3E3	0	0	0	0	362	377	carichi variabili	0	-8.0E2	0	0	0	0
363	427	Pesi strutturali	0	-1.5E3	0	0	0	0	364	427	carichi variabili	0	-8.0E2	0	0	0	0
365	477	Pesi strutturali	0	-1.5E3	0	0	0	0	366	477	carichi variabili	0	-7.0E2	0	0	0	0
367	1533	Pesi strutturali	0	-6.7E2	0	0	0	0	368	1533	carichi variabili	0	-3.0E2	0	0	0	0
369	176	Pesi strutturali	0	-2.6E2	0	0	0	0	370	226	Pesi strutturali	0	-619	0	0	0	0
371	176	carichi variabili	0	-399	0	0	0	0	372	226	carichi variabili	0	-8.0E2	0	0	0	0
373	276	Pesi strutturali	0	-8.3E2	0	0	0	0	374	276	carichi variabili	0	-8.0E2	0	0	0	0
375	326	Pesi strutturali	0	-1.0E3	0	0	0	0	376	326	carichi variabili	0	-8.0E2	0	0	0	0
377	376	Pesi strutturali	0	-1.3E3	0	0	0	0	378	376	carichi variabili	0	-8.0E2	0	0	0	0
379	426	Pesi strutturali	0	-1.5E3	0	0	0	0	380	426	carichi variabili	0	-8.0E2	0	0	0	0
381	476	Pesi strutturali	0	-1.5E3	0	0	0	0	382	476	carichi variabili	0	-7.0E2	0	0	0	0
383	1532	Pesi strutturali	0	-6.7E2	0	0	0	0	384	1532	carichi variabili	0	-3.0E2	0	0	0	0
385	175	Pesi strutturali	0	-1.3E2	0	0	0	0	386	225	Pesi strutturali	0	-3.1E2	0	0	0	0
387	175	carichi variabili	0	-2.0E2	0	0	0	0	388	225	carichi variabili	0	-399	0	0	0	0
389	275	Pesi strutturali	0	-4.2E2	0	0	0	0	390	275	carichi variabili	0	-399	0	0	0	0
391	325	Pesi strutturali	0	-5.2E2	0	0	0	0	392	325	carichi variabili	0	-399	0	0	0	0
393	375	Pesi strutturali	0	-6.3E2	0	0	0	0	394	375	carichi variabili	0	-399	0	0	0	0
395	425	Pesi strutturali	0	-7.3E2	0	0	0	0	396	425	carichi variabili	0	-399	0	0	0	0
397	475	Pesi strutturali	0	-7.3E2	0	0	0	0	398	475	carichi variabili	0	-3.5E2	0	0	0	0
399	1531	Pesi strutturali	0	-3.3E2	0	0	0	0	400	1531	carichi variabili	0	-1.5E2	0	0	0	0
401	6	Pesi strutturali	0	128.4	0	0	0	0	402	7	Pesi strutturali	0	256.7	0	0	0	0
403	190	Pesi strutturali	0	619	0	0	0	0	404	189	Pesi strutturali	0	309.5	0	0	0	0
405	6	carichi variabili	0	199.5	0	0	0	0	406	7	carichi variabili	0	399	0	0	0	0
407	190	carichi variabili	0	797.9	0	0	0	0	408	189	carichi variabili	0	399	0	0	0	0
409	240	Pesi strutturali	0	830.2	0	0	0	0	410	239	Pesi strutturali	0	415.1	0	0	0	0
411	240	carichi variabili	0	797.9	0	0	0	0	412	239	carichi variabili	0	399	0	0	0	0

**PIAZZALE TRIAGE-FABBRICATO-ALLEGATO
ALLA REL. PREDIMENSIONAMENTO
STRUTTURE**

Codice documento
SF0272_F0

<i>Rev</i>	<i>Data</i>
F0	20/06/2011

Indice	Nodo	Condizione	Fx	Fy	Fz	Mx	My	Mz	Indice	Nodo	Condizione	Fx	Fy	Fz	Mx	My	Mz
413	290	Pesi strutturali	0	1.0E3	0	0	0	0	414	289	Pesi strutturali	0	520.7	0	0	0	0
415	290	carichi variabili	0	797.9	0	0	0	0	416	289	carichi variabili	0	399	0	0	0	0
417	340	Pesi strutturali	0	1.3E3	0	0	0	0	418	339	Pesi strutturali	0	626.3	0	0	0	0
419	340	carichi variabili	0	797.9	0	0	0	0	420	339	carichi variabili	0	399	0	0	0	0
421	390	Pesi strutturali	0	1.5E3	0	0	0	0	422	389	Pesi strutturali	0	731.9	0	0	0	0
423	390	carichi variabili	0	797.9	0	0	0	0	424	389	carichi variabili	0	399	0	0	0	0
425	440	Pesi strutturali	0	1.5E3	0	0	0	0	426	439	Pesi strutturali	0	725.2	0	0	0	0
427	440	carichi variabili	0	701.6	0	0	0	0	428	439	carichi variabili	0	350.8	0	0	0	0
429	595	Pesi strutturali	0	665.7	0	0	0	0	430	594	Pesi strutturali	0	332.9	0	0	0	0
431	595	carichi variabili	0	302.7	0	0	0	0	432	594	carichi variabili	0	151.3	0	0	0	0
433	8	Pesi strutturali	0	256.7	0	0	0	0	434	191	Pesi strutturali	0	619	0	0	0	0
435	8	carichi variabili	0	399	0	0	0	0	436	191	carichi variabili	0	797.9	0	0	0	0
437	241	Pesi strutturali	0	830.2	0	0	0	0	438	241	carichi variabili	0	797.9	0	0	0	0
439	291	Pesi strutturali	0	1.0E3	0	0	0	0	440	291	carichi variabili	0	797.9	0	0	0	0
441	341	Pesi strutturali	0	1.3E3	0	0	0	0	442	341	carichi variabili	0	797.9	0	0	0	0
443	391	Pesi strutturali	0	1.5E3	0	0	0	0	444	391	carichi variabili	0	797.9	0	0	0	0
445	441	Pesi strutturali	0	1.5E3	0	0	0	0	446	441	carichi variabili	0	701.6	0	0	0	0
447	596	Pesi strutturali	0	665.7	0	0	0	0	448	596	carichi variabili	0	302.7	0	0	0	0
449	9	Pesi strutturali	0	256.7	0	0	0	0	450	192	Pesi strutturali	0	619	0	0	0	0
451	9	carichi variabili	0	399	0	0	0	0	452	192	carichi variabili	0	797.9	0	0	0	0
453	242	Pesi strutturali	0	830.2	0	0	0	0	454	242	carichi variabili	0	797.9	0	0	0	0
455	292	Pesi strutturali	0	1.0E3	0	0	0	0	456	292	carichi variabili	0	797.9	0	0	0	0
457	342	Pesi strutturali	0	1.3E3	0	0	0	0	458	342	carichi variabili	0	797.9	0	0	0	0
459	392	Pesi strutturali	0	1.5E3	0	0	0	0	460	392	carichi variabili	0	797.9	0	0	0	0
461	442	Pesi strutturali	0	1.5E3	0	0	0	0	462	442	carichi variabili	0	701.6	0	0	0	0
463	597	Pesi strutturali	0	665.7	0	0	0	0	464	597	carichi variabili	0	302.7	0	0	0	0
465	10	Pesi strutturali	0	256.7	0	0	0	0	466	193	Pesi strutturali	0	619	0	0	0	0

**PIAZZALE TRIAGE-FABBRICATO-ALLEGATO
ALLA REL. PREDIMENSIONAMENTO
STRUTTURE**

Codice documento
SF0272_F0

<i>Rev</i>	<i>Data</i>
F0	20/06/2011

Indice	Nodo	Condizione	Fx	Fy	Fz	Mx	My	Mz	Indice	Nodo	Condizione	Fx	Fy	Fz	Mx	My	Mz
467	10	carichi variabili	0	399	0	0	0	0	468	193	carichi variabili	0	797.9	0	0	0	0
469	243	Pesi strutturali	0	830.2	0	0	0	0	470	243	carichi variabili	0	797.9	0	0	0	0
471	293	Pesi strutturali	0	1.0E3	0	0	0	0	472	293	carichi variabili	0	797.9	0	0	0	0
473	343	Pesi strutturali	0	1.3E3	0	0	0	0	474	343	carichi variabili	0	797.9	0	0	0	0
475	393	Pesi strutturali	0	1.5E3	0	0	0	0	476	393	carichi variabili	0	797.9	0	0	0	0
477	443	Pesi strutturali	0	1.5E3	0	0	0	0	478	443	carichi variabili	0	701.6	0	0	0	0
479	598	Pesi strutturali	0	665.7	0	0	0	0	480	598	carichi variabili	0	302.7	0	0	0	0
481	11	Pesi strutturali	0	128.4	0	0	0	0	482	194	Pesi strutturali	0	309.5	0	0	0	0
483	11	carichi variabili	0	199.5	0	0	0	0	484	194	carichi variabili	0	399	0	0	0	0
485	244	Pesi strutturali	0	415.1	0	0	0	0	486	244	carichi variabili	0	399	0	0	0	0
487	294	Pesi strutturali	0	520.7	0	0	0	0	488	294	carichi variabili	0	399	0	0	0	0
489	344	Pesi strutturali	0	626.3	0	0	0	0	490	344	carichi variabili	0	399	0	0	0	0
491	394	Pesi strutturali	0	731.9	0	0	0	0	492	394	carichi variabili	0	399	0	0	0	0
493	444	Pesi strutturali	0	725.2	0	0	0	0	494	444	carichi variabili	0	350.8	0	0	0	0
495	599	Pesi strutturali	0	332.9	0	0	0	0	496	599	carichi variabili	0	151.3	0	0	0	0
497	2	Pesi strutturali	0	124	0	0	0	0	498	3	Pesi strutturali	0	247.9	0	0	0	0
499	186	Pesi strutturali	0	597.8	0	0	0	0	500	185	Pesi strutturali	0	298.9	0	0	0	0
501	2	carichi variabili	0	192.6	0	0	0	0	502	3	carichi variabili	0	385.3	0	0	0	0
503	186	carichi variabili	0	770.6	0	0	0	0	504	185	carichi variabili	0	385.3	0	0	0	0
505	236	Pesi strutturali	0	801.8	0	0	0	0	506	235	Pesi strutturali	0	400.9	0	0	0	0
507	236	carichi variabili	0	770.6	0	0	0	0	508	235	carichi variabili	0	385.3	0	0	0	0
509	286	Pesi strutturali	0	1.0E3	0	0	0	0	510	285	Pesi strutturali	0	502.9	0	0	0	0
511	286	carichi variabili	0	770.6	0	0	0	0	512	285	carichi variabili	0	385.3	0	0	0	0
513	336	Pesi strutturali	0	1.2E3	0	0	0	0	514	335	Pesi strutturali	0	604.8	0	0	0	0
515	336	carichi variabili	0	770.6	0	0	0	0	516	335	carichi variabili	0	385.3	0	0	0	0
517	386	Pesi strutturali	0	1.4E3	0	0	0	0	518	385	Pesi strutturali	0	706.8	0	0	0	0
519	386	carichi variabili	0	770.6	0	0	0	0	520	385	carichi variabili	0	385.3	0	0	0	0

**PIAZZALE TRIAGE-FABBRICATO-ALLEGATO
ALLA REL. PREDIMENSIONAMENTO
STRUTTURE**

Codice documento
SF0272_F0

<i>Rev</i>	<i>Data</i>
F0	20/06/2011

Indice	Nodo	Condizione	Fx	Fy	Fz	Mx	My	Mz	Indice	Nodo	Condizione	Fx	Fy	Fz	Mx	My	Mz
521	436	Pesi strutturali	0	1.4E3	0	0	0	0	522	435	Pesi strutturali	0	700.4	0	0	0	0
523	436	carichi variabili	0	677.6	0	0	0	0	524	435	carichi variabili	0	338.8	0	0	0	0
525	591	Pesi strutturali	0	642.9	0	0	0	0	526	590	Pesi strutturali	0	321.5	0	0	0	0
527	591	carichi variabili	0	292.3	0	0	0	0	528	590	carichi variabili	0	146.1	0	0	0	0
529	4	Pesi strutturali	0	247.9	0	0	0	0	530	187	Pesi strutturali	0	597.8	0	0	0	0
531	4	carichi variabili	0	385.3	0	0	0	0	532	187	carichi variabili	0	770.6	0	0	0	0
533	237	Pesi strutturali	0	801.8	0	0	0	0	534	237	carichi variabili	0	770.6	0	0	0	0
535	287	Pesi strutturali	0	1.0E3	0	0	0	0	536	287	carichi variabili	0	770.6	0	0	0	0
537	337	Pesi strutturali	0	1.2E3	0	0	0	0	538	337	carichi variabili	0	770.6	0	0	0	0
539	387	Pesi strutturali	0	1.4E3	0	0	0	0	540	387	carichi variabili	0	770.6	0	0	0	0
541	437	Pesi strutturali	0	1.4E3	0	0	0	0	542	437	carichi variabili	0	677.6	0	0	0	0
543	592	Pesi strutturali	0	642.9	0	0	0	0	544	592	carichi variabili	0	292.3	0	0	0	0
545	5	Pesi strutturali	0	247.9	0	0	0	0	546	188	Pesi strutturali	0	597.8	0	0	0	0
547	5	carichi variabili	0	385.3	0	0	0	0	548	188	carichi variabili	0	770.6	0	0	0	0
549	238	Pesi strutturali	0	801.8	0	0	0	0	550	238	carichi variabili	0	770.6	0	0	0	0
551	288	Pesi strutturali	0	1.0E3	0	0	0	0	552	288	carichi variabili	0	770.6	0	0	0	0
553	338	Pesi strutturali	0	1.2E3	0	0	0	0	554	338	carichi variabili	0	770.6	0	0	0	0
555	388	Pesi strutturali	0	1.4E3	0	0	0	0	556	388	carichi variabili	0	770.6	0	0	0	0
557	438	Pesi strutturali	0	1.4E3	0	0	0	0	558	438	carichi variabili	0	677.6	0	0	0	0
559	593	Pesi strutturali	0	642.9	0	0	0	0	560	593	carichi variabili	0	292.3	0	0	0	0
561	6	Pesi strutturali	0	124	0	0	0	0	562	189	Pesi strutturali	0	298.9	0	0	0	0
563	6	carichi variabili	0	192.6	0	0	0	0	564	189	carichi variabili	0	385.3	0	0	0	0
565	239	Pesi strutturali	0	400.9	0	0	0	0	566	239	carichi variabili	0	385.3	0	0	0	0
567	289	Pesi strutturali	0	502.9	0	0	0	0	568	289	carichi variabili	0	385.3	0	0	0	0
569	339	Pesi strutturali	0	604.8	0	0	0	0	570	339	carichi variabili	0	385.3	0	0	0	0
571	389	Pesi strutturali	0	706.8	0	0	0	0	572	389	carichi variabili	0	385.3	0	0	0	0
573	439	Pesi strutturali	0	700.4	0	0	0	0	574	439	carichi variabili	0	338.8	0	0	0	0

**PIAZZALE TRIAGE-FABBRICATO-ALLEGATO
ALLA REL. PREDIMENSIONAMENTO
STRUTTURE**

Codice documento
SF0272_F0

<i>Rev</i>	<i>Data</i>
F0	20/06/2011

Indice	Nodo	Condizione	Fx	Fy	Fz	Mx	My	Mz	Indice	Nodo	Condizione	Fx	Fy	Fz	Mx	My	Mz
575	594	Pesi strutturali	0	321.5	0	0	0	0	576	594	carichi variabili	0	146.1	0	0	0	0
577	594	carichi variabili	0	0	-48.4	0	0	0	578	672	carichi variabili	0	0	-96.9	0	0	0
579	671	carichi variabili	0	0	-	0	0	0	580	593	carichi variabili	0	0	-96.9	0	0	0
581	670	carichi variabili	0	0	1.9E2	-	0	0	582	592	carichi variabili	0	0	-96.9	0	0	0
583	669	carichi variabili	0	0	1.9E2	-	0	0	584	591	carichi variabili	0	0	-96.9	0	0	0
585	668	carichi variabili	0	0	-96.9	0	0	0	586	590	carichi variabili	0	0	-48.4	0	0	0
587	750	carichi variabili	0	0	-96.9	0	0	0	588	749	carichi variabili	0	0	-	0	0	0
589	748	carichi variabili	0	0	1.9E2	-	0	0	590	747	carichi variabili	0	0	1.9E2	-	0	0
591	746	carichi variabili	0	0	-96.9	0	0	0	592	828	carichi variabili	0	0	-96.9	0	0	0
593	827	carichi variabili	0	0	1.9E2	-	0	0	594	826	carichi variabili	0	0	1.9E2	-	0	0
595	825	carichi variabili	0	0	1.9E2	-	0	0	596	824	carichi variabili	0	0	-96.9	0	0	0
597	906	carichi variabili	0	0	-96.9	0	0	0	598	905	carichi variabili	0	0	1.9E2	-	0	0
599	904	carichi variabili	0	0	1.9E2	-	0	0	600	903	carichi variabili	0	0	1.9E2	-	0	0
601	902	carichi variabili	0	0	-96.9	0	0	0	602	984	carichi variabili	0	0	-96.9	0	0	0
603	983	carichi variabili	0	0	1.9E2	-	0	0	604	982	carichi variabili	0	0	1.9E2	-	0	0
605	981	carichi variabili	0	0	1.9E2	-	0	0	606	980	carichi variabili	0	0	-96.9	0	0	0
607	1063	carichi variabili	0	0	-96.9	0	0	0	608	1062	carichi variabili	0	0	1.9E2	-	0	0
609	1061	carichi variabili	0	0	1.9E2	-	0	0	610	1060	carichi variabili	0	0	1.9E2	-	0	0
611	1059	carichi variabili	0	0	-96.9	0	0	0	612	1141	carichi variabili	0	0	-96.9	0	0	0
613	1140	carichi variabili	0	0	1.9E2	-	0	0	614	1139	carichi variabili	0	0	1.9E2	-	0	0
615	1138	carichi variabili	0	0	1.9E2	-	0	0	616	1137	carichi variabili	0	0	-96.9	0	0	0
617	1219	carichi variabili	0	0	-96.9	0	0	0	618	1218	carichi variabili	0	0	1.9E2	-	0	0
619	1217	carichi variabili	0	0	1.9E2	-	0	0	620	1216	carichi variabili	0	0	1.9E2	-	0	0
621	1215	carichi variabili	0	0	-96.9	0	0	0	622	1297	carichi variabili	0	0	-96.9	0	0	0
623	1296	carichi variabili	0	0	1.9E2	-	0	0	624	1295	carichi variabili	0	0	1.9E2	-	0	0
625	1294	carichi variabili	0	0	1.9E2	-	0	0	626	1293	carichi variabili	0	0	-96.9	0	0	0
627	1375	carichi variabili	0	0	-96.9	0	0	0	628	1374	carichi variabili	0	0	1.9E2	-	0	0

**PIAZZALE TRIAGE-FABBRICATO-ALLEGATO
ALLA REL. PREDIMENSIONAMENTO
STRUTTURE**

Codice documento
SF0272_F0

<i>Rev</i>	<i>Data</i>
F0	20/06/2011

Indice	Nodo	Condizione	Fx	Fy	Fz	Mx	My	Mz	Indice	Nodo	Condizione	Fx	Fy	Fz	Mx	My	Mz
629	1373	carichi variabili	0	0	-1.9E2	0	0	0	630	1372	carichi variabili	0	0	-1.9E2	0	0	0
631	1371	carichi variabili	0	0	-96.9	0	0	0	632	1453	carichi variabili	0	0	-96.9	0	0	0
633	1452	carichi variabili	0	0	-1.9E2	0	0	0	634	1451	carichi variabili	0	0	-1.9E2	0	0	0
635	1450	carichi variabili	0	0	-1.9E2	0	0	0	636	1449	carichi variabili	0	0	-96.9	0	0	0
637	1531	carichi variabili	0	0	-48.4	0	0	0	638	1530	carichi variabili	0	0	-96.9	0	0	0
639	1529	carichi variabili	0	0	-96.9	0	0	0	640	1528	carichi variabili	0	0	-96.9	0	0	0
641	1527	carichi variabili	0	0	-48.4	0	0	0	642	599	carichi variabili	0	0	-50.2	0	0	0
643	677	carichi variabili	0	0	-1.0E2	0	0	0	644	676	carichi variabili	0	0	-2.0E2	0	0	0
645	598	carichi variabili	0	0	-1.0E2	0	0	0	646	675	carichi variabili	0	0	-2.0E2	0	0	0
647	597	carichi variabili	0	0	-1.0E2	0	0	0	648	674	carichi variabili	0	0	-2.0E2	0	0	0
649	596	carichi variabili	0	0	-1.0E2	0	0	0	650	673	carichi variabili	0	0	-2.0E2	0	0	0
651	595	carichi variabili	0	0	-1.0E2	0	0	0	652	672	carichi variabili	0	0	-1.0E2	0	0	0
653	594	carichi variabili	0	0	-50.2	0	0	0	654	755	carichi variabili	0	0	-1.0E2	0	0	0
655	754	carichi variabili	0	0	-2.0E2	0	0	0	656	753	carichi variabili	0	0	-2.0E2	0	0	0
657	752	carichi variabili	0	0	-2.0E2	0	0	0	658	751	carichi variabili	0	0	-2.0E2	0	0	0
659	750	carichi variabili	0	0	-1.0E2	0	0	0	660	833	carichi variabili	0	0	-1.0E2	0	0	0
661	832	carichi variabili	0	0	-2.0E2	0	0	0	662	831	carichi variabili	0	0	-2.0E2	0	0	0
663	830	carichi variabili	0	0	-2.0E2	0	0	0	664	829	carichi variabili	0	0	-2.0E2	0	0	0
665	828	carichi variabili	0	0	-1.0E2	0	0	0	666	911	carichi variabili	0	0	-1.0E2	0	0	0
667	910	carichi variabili	0	0	-2.0E2	0	0	0	668	909	carichi variabili	0	0	-2.0E2	0	0	0
669	908	carichi variabili	0	0	-2.0E2	0	0	0	670	907	carichi variabili	0	0	-2.0E2	0	0	0
671	906	carichi variabili	0	0	-1.0E2	0	0	0	672	989	carichi variabili	0	0	-1.0E2	0	0	0
673	988	carichi variabili	0	0	-2.0E2	0	0	0	674	987	carichi variabili	0	0	-2.0E2	0	0	0
675	986	carichi variabili	0	0	-2.0E2	0	0	0	676	985	carichi variabili	0	0	-2.0E2	0	0	0
677	984	carichi variabili	0	0	-1.0E2	0	0	0	678	1068	carichi variabili	0	0	-1.0E2	0	0	0
679	1067	carichi variabili	0	0	-2.0E2	0	0	0	680	1066	carichi variabili	0	0	-2.0E2	0	0	0
681	1065	carichi variabili	0	0	-2.0E2	0	0	0	682	1064	carichi variabili	0	0	-2.0E2	0	0	0

**PIAZZALE TRIAGE-FABBRICATO-ALLEGATO
ALLA REL. PREDIMENSIONAMENTO
STRUTTURE**

Codice documento
SF0272_F0

<i>Rev</i>	<i>Data</i>
F0	20/06/2011

Indice	Nodo	Condizione	Fx	Fy	Fz	Mx	My	Mz	Indice	Nodo	Condizione	Fx	Fy	Fz	Mx	My	Mz
683	1063	carichi variabili	0	0	-1.0E2	0	0	0	684	1146	carichi variabili	0	0	-1.0E2	0	0	0
685	1145	carichi variabili	0	0	-2.0E2	0	0	0	686	1144	carichi variabili	0	0	-2.0E2	0	0	0
687	1143	carichi variabili	0	0	-2.0E2	0	0	0	688	1142	carichi variabili	0	0	-2.0E2	0	0	0
689	1141	carichi variabili	0	0	-1.0E2	0	0	0	690	1224	carichi variabili	0	0	-1.0E2	0	0	0
691	1223	carichi variabili	0	0	-2.0E2	0	0	0	692	1222	carichi variabili	0	0	-2.0E2	0	0	0
693	1221	carichi variabili	0	0	-2.0E2	0	0	0	694	1220	carichi variabili	0	0	-2.0E2	0	0	0
695	1219	carichi variabili	0	0	-1.0E2	0	0	0	696	1302	carichi variabili	0	0	-1.0E2	0	0	0
697	1301	carichi variabili	0	0	-2.0E2	0	0	0	698	1300	carichi variabili	0	0	-2.0E2	0	0	0
699	1299	carichi variabili	0	0	-2.0E2	0	0	0	700	1298	carichi variabili	0	0	-2.0E2	0	0	0
701	1297	carichi variabili	0	0	-1.0E2	0	0	0	702	1380	carichi variabili	0	0	-1.0E2	0	0	0
703	1379	carichi variabili	0	0	-2.0E2	0	0	0	704	1378	carichi variabili	0	0	-2.0E2	0	0	0
705	1377	carichi variabili	0	0	-2.0E2	0	0	0	706	1376	carichi variabili	0	0	-2.0E2	0	0	0
707	1375	carichi variabili	0	0	-1.0E2	0	0	0	708	1458	carichi variabili	0	0	-1.0E2	0	0	0
709	1457	carichi variabili	0	0	-2.0E2	0	0	0	710	1456	carichi variabili	0	0	-2.0E2	0	0	0
711	1455	carichi variabili	0	0	-2.0E2	0	0	0	712	1454	carichi variabili	0	0	-2.0E2	0	0	0
713	1453	carichi variabili	0	0	-1.0E2	0	0	0	714	1536	carichi variabili	0	0	-50.2	0	0	0
715	1535	carichi variabili	0	0	-1.0E2	0	0	0	716	1534	carichi variabili	0	0	-1.0E2	0	0	0
717	1533	carichi variabili	0	0	-1.0E2	0	0	0	718	1532	carichi variabili	0	0	-1.0E2	0	0	0
719	1531	carichi variabili	0	0	-50.2	0	0	0	720	3078	Pesi strutturali	0	0	-252	0	0	0
721	3078	carichi variabili	0	0	-63	0	0	0	722	3079	Pesi strutturali	0	0	-504	0	0	0
723	3079	carichi variabili	0	0	-126	0	0	0	724	3080	Pesi strutturali	0	0	-504	0	0	0
725	3080	carichi variabili	0	0	-126	0	0	0	726	3081	Pesi strutturali	0	0	-504	0	0	0
727	3081	carichi variabili	0	0	-126	0	0	0	728	3082	Pesi strutturali	0	0	-504	0	0	0
729	3082	carichi variabili	0	0	-126	0	0	0	730	3083	Pesi strutturali	0	0	-5.1E2	0	0	0
731	3083	carichi variabili	0	0	-1.3E2	0	0	0	732	3097	Pesi strutturali	0	0	-4.6E2	0	0	0
733	3097	carichi variabili	0	0	-1.1E2	0	0	0	734	3098	Pesi strutturali	0	0	-4.6E2	0	0	0
735	3098	carichi variabili	0	0	-1.1E2	0	0	0	736	3099	Pesi strutturali	0	0	-4.6E2	0	0	0

**PIAZZALE TRIAGE-FABBRICATO-ALLEGATO
ALLA REL. PREDIMENSIONAMENTO
STRUTTURE**

Codice documento
SF0272_F0

<i>Rev</i>	<i>Data</i>
F0	20/06/2011

Indice	Nodo	Condizione	Fx	Fy	Fz	Mx	My	Mz	Indice	Nodo	Condizione	Fx	Fy	Fz	Mx	My	Mz
737	3099	carichi variabili	0	0	-1.1E2	0	0	0	738	3100	Pesi strutturali	0	0	-4.6E2	0	0	0
739	3100	carichi variabili	0	0	-1.1E2	0	0	0	740	3101	Pesi strutturali	0	0	-4.6E2	0	0	0
741	3101	carichi variabili	0	0	-1.1E2	0	0	0	742	3102	Pesi strutturali	0	0	-4.6E2	0	0	0
743	3102	carichi variabili	0	0	-1.1E2	0	0	0	744	3103	Pesi strutturali	0	0	-4.6E2	0	0	0
745	3103	carichi variabili	0	0	-1.1E2	0	0	0	746	3104	Pesi strutturali	0	0	-4.6E2	0	0	0
747	3104	carichi variabili	0	0	-1.1E2	0	0	0	748	3105	Pesi strutturali	0	0	-4.6E2	0	0	0
749	3105	carichi variabili	0	0	-1.1E2	0	0	0	750	3106	Pesi strutturali	0	0	-4.6E2	0	0	0
751	3106	carichi variabili	0	0	-1.1E2	0	0	0	752	3107	Pesi strutturali	0	0	-4.6E2	0	0	0
753	3107	carichi variabili	0	0	-1.1E2	0	0	0	754	3108	Pesi strutturali	0	0	-4.6E2	0	0	0
755	3108	carichi variabili	0	0	-1.1E2	0	0	0	756	3109	Pesi strutturali	0	0	-4.6E2	0	0	0
757	3109	carichi variabili	0	0	-1.1E2	0	0	0	758	3110	Pesi strutturali	0	0	-4.6E2	0	0	0
759	3110	carichi variabili	0	0	-1.1E2	0	0	0	760	3111	Pesi strutturali	0	0	-4.8E2	0	0	0
761	3111	carichi variabili	0	0	-1.2E2	0	0	0	762	3112	Pesi strutturali	0	0	-4.9E2	0	0	0
763	3112	carichi variabili	0	0	-1.2E2	0	0	0	764	3113	Pesi strutturali	0	0	-4.9E2	0	0	0
765	3113	carichi variabili	0	0	-1.2E2	0	0	0	766	3114	Pesi strutturali	0	0	-4.9E2	0	0	0
767	3114	carichi variabili	0	0	-1.2E2	0	0	0	768	3115	Pesi strutturali	0	0	-4.9E2	0	0	0
769	3115	carichi variabili	0	0	-1.2E2	0	0	0	770	3116	Pesi strutturali	0	0	-4.9E2	0	0	0
771	3116	carichi variabili	0	0	-1.2E2	0	0	0	772	3117	Pesi strutturali	0	0	-2.5E2	0	0	0
773	3117	carichi variabili	0	0	-61.7	0	0	0	774	3084	Pesi strutturali	0	0	-5.1E2	0	0	0
775	3084	carichi variabili	0	0	-1.3E2	0	0	0	776	3085	Pesi strutturali	0	0	-5.1E2	0	0	0
777	3085	carichi variabili	0	0	-1.3E2	0	0	0	778	3086	Pesi strutturali	0	0	-5.1E2	0	0	0
779	3086	carichi variabili	0	0	-1.3E2	0	0	0	780	3087	Pesi strutturali	0	0	-5.1E2	0	0	0
781	3087	carichi variabili	0	0	-1.3E2	0	0	0	782	3088	Pesi strutturali	0	0	-5.1E2	0	0	0
783	3088	carichi variabili	0	0	-1.3E2	0	0	0	784	3089	Pesi strutturali	0	0	-5.1E2	0	0	0
785	3089	carichi variabili	0	0	-1.3E2	0	0	0	786	3090	Pesi strutturali	0	0	-4.8E2	0	0	0
787	3090	carichi variabili	0	0	-1.2E2	0	0	0	788	3091	Pesi strutturali	0	0	-4.6E2	0	0	0
789	3091	carichi variabili	0	0	-1.1E2	0	0	0	790	3092	Pesi strutturali	0	0	-4.6E2	0	0	0

**PIAZZALE TRIAGE-FABBRICATO-ALLEGATO
ALLA REL. PREDIMENSIONAMENTO
STRUTTURE**

Codice documento
SF0272_F0

<i>Rev</i>	<i>Data</i>
F0	20/06/2011

Indice	Nodo	Condizione	Fx	Fy	Fz	Mx	My	Mz	Indice	Nodo	Condizione	Fx	Fy	Fz	Mx	My	Mz
791	3092	carichi variabili	0	0	-1.1E2	0	0	0	792	3093	Pesi strutturali	0	0	-4.6E2	0	0	0
793	3093	carichi variabili	0	0	1.1E2	0	0	0	794	3094	Pesi strutturali	0	0	-4.6E2	0	0	0
795	3094	carichi variabili	0	0	-1.1E2	0	0	0	796	3095	Pesi strutturali	0	0	-4.6E2	0	0	0
797	3095	carichi variabili	0	0	1.1E2	0	0	0	798	3096	Pesi strutturali	0	0	-4.6E2	0	0	0
799	3096	carichi variabili	0	0	-1.1E2	0	0	0	800	2936	Pesi strutturali	0	0	-252	0	0	0
801	2936	carichi variabili	0	0	-63	0	0	0	802	2937	Pesi strutturali	0	0	-504	0	0	0
803	2937	carichi variabili	0	0	-126	0	0	0	804	2938	Pesi strutturali	0	0	-504	0	0	0
805	2938	carichi variabili	0	0	-126	0	0	0	806	2939	Pesi strutturali	0	0	-504	0	0	0
807	2939	carichi variabili	0	0	-126	0	0	0	808	2940	Pesi strutturali	0	0	-504	0	0	0
809	2940	carichi variabili	0	0	-126	0	0	0	810	2941	Pesi strutturali	0	0	-5.1E2	0	0	0
811	2941	carichi variabili	0	0	1.3E2	0	0	0	812	2942	Pesi strutturali	0	0	-5.1E2	0	0	0
813	2942	carichi variabili	0	0	-1.3E2	0	0	0	814	2943	Pesi strutturali	0	0	-5.1E2	0	0	0
815	2943	carichi variabili	0	0	1.3E2	0	0	0	816	2944	Pesi strutturali	0	0	-5.1E2	0	0	0
817	2944	carichi variabili	0	0	-1.3E2	0	0	0	818	2945	Pesi strutturali	0	0	-5.1E2	0	0	0
819	2945	carichi variabili	0	0	1.3E2	0	0	0	820	2946	Pesi strutturali	0	0	-5.1E2	0	0	0
821	2946	carichi variabili	0	0	-1.3E2	0	0	0	822	2947	Pesi strutturali	0	0	-5.1E2	0	0	0
823	2947	carichi variabili	0	0	1.3E2	0	0	0	824	2948	Pesi strutturali	0	0	-4.8E2	0	0	0
825	2948	carichi variabili	0	0	-1.2E2	0	0	0	826	2949	Pesi strutturali	0	0	-4.6E2	0	0	0
827	2949	carichi variabili	0	0	1.1E2	0	0	0	828	2950	Pesi strutturali	0	0	-4.6E2	0	0	0
829	2950	carichi variabili	0	0	-1.1E2	0	0	0	830	2951	Pesi strutturali	0	0	-4.6E2	0	0	0
831	2951	carichi variabili	0	0	1.1E2	0	0	0	832	2952	Pesi strutturali	0	0	-4.6E2	0	0	0
833	2952	carichi variabili	0	0	-1.1E2	0	0	0	834	2953	Pesi strutturali	0	0	-4.6E2	0	0	0
835	2953	carichi variabili	0	0	1.1E2	0	0	0	836	2954	Pesi strutturali	0	0	-4.6E2	0	0	0
837	2954	carichi variabili	0	0	-1.1E2	0	0	0	838	2955	Pesi strutturali	0	0	-4.6E2	0	0	0
839	2955	carichi variabili	0	0	1.1E2	0	0	0	840	2956	Pesi strutturali	0	0	-4.6E2	0	0	0
841	2956	carichi variabili	0	0	-1.1E2	0	0	0	842	2957	Pesi strutturali	0	0	-4.6E2	0	0	0
843	2957	carichi variabili	0	0	1.1E2	0	0	0	844	2958	Pesi strutturali	0	0	-4.6E2	0	0	0

**PIAZZALE TRIAGE-FABBRICATO-ALLEGATO
ALLA REL. PREDIMENSIONAMENTO
STRUTTURE**

Codice documento
SF0272_F0

<i>Rev</i>	<i>Data</i>
F0	20/06/2011

Indice	Nodo	Condizione	Fx	Fy	Fz	Mx	My	Mz	Indice	Nodo	Condizione	Fx	Fy	Fz	Mx	My	Mz
845	2958	carichi variabili	0	0	-1.1E2	0	0	0	846	2959	Pesi strutturali	0	0	-4.6E2	0	0	0
847	2959	carichi variabili	0	0	-1.1E2	0	0	0	848	2960	Pesi strutturali	0	0	-4.6E2	0	0	0
849	2960	carichi variabili	0	0	-1.1E2	0	0	0	850	2961	Pesi strutturali	0	0	-4.6E2	0	0	0
851	2961	carichi variabili	0	0	-1.1E2	0	0	0	852	2962	Pesi strutturali	0	0	-4.6E2	0	0	0
853	2962	carichi variabili	0	0	-1.1E2	0	0	0	854	2969	Pesi strutturali	0	0	-4.8E2	0	0	0
855	2969	carichi variabili	0	0	-1.2E2	0	0	0	856	2970	Pesi strutturali	0	0	-4.9E2	0	0	0
857	2970	carichi variabili	0	0	-1.2E2	0	0	0	858	2971	Pesi strutturali	0	0	-4.9E2	0	0	0
859	2971	carichi variabili	0	0	-1.2E2	0	0	0	860	2972	Pesi strutturali	0	0	-4.9E2	0	0	0
861	2972	carichi variabili	0	0	-1.2E2	0	0	0	862	2973	Pesi strutturali	0	0	-4.9E2	0	0	0
863	2973	carichi variabili	0	0	-1.2E2	0	0	0	864	2974	Pesi strutturali	0	0	-4.9E2	0	0	0
865	2974	carichi variabili	0	0	-1.2E2	0	0	0	866	2975	Pesi strutturali	0	0	-2.5E2	0	0	0
867	2975	carichi variabili	0	0	-61.7	0	0	0	868	2963	Pesi strutturali	0	0	-4.6E2	0	0	0
869	2963	carichi variabili	0	0	-1.1E2	0	0	0	870	2964	Pesi strutturali	0	0	-4.6E2	0	0	0
871	2964	carichi variabili	0	0	-1.1E2	0	0	0	872	2965	Pesi strutturali	0	0	-4.6E2	0	0	0
873	2965	carichi variabili	0	0	-1.1E2	0	0	0	874	2966	Pesi strutturali	0	0	-4.6E2	0	0	0
875	2966	carichi variabili	0	0	-1.1E2	0	0	0	876	2967	Pesi strutturali	0	0	-4.6E2	0	0	0
877	2967	carichi variabili	0	0	-1.1E2	0	0	0	878	2968	Pesi strutturali	0	0	-4.6E2	0	0	0
879	2968	carichi variabili	0	0	-1.1E2	0	0	0	880	2936	Pesi strutturali	0	0	-250	0	0	0
881	2936	carichi variabili	0	0	-62.5	0	0	0	882	3012	Pesi strutturali	0	0	-500	0	0	0
883	3012	carichi variabili	0	0	-125	0	0	0	884	3018	Pesi strutturali	0	0	-500	0	0	0
885	3018	carichi variabili	0	0	-125	0	0	0	886	3024	Pesi strutturali	0	0	-500	0	0	0
887	3024	carichi variabili	0	0	-125	0	0	0	888	3030	Pesi strutturali	0	0	-500	0	0	0
889	3030	carichi variabili	0	0	-125	0	0	0	890	3036	Pesi strutturali	0	0	-500	0	0	0
891	3036	carichi variabili	0	0	-125	0	0	0	892	3042	Pesi strutturali	0	0	-500	0	0	0
893	3042	carichi variabili	0	0	-125	0	0	0	894	3048	Pesi strutturali	0	0	-500	0	0	0
895	3048	carichi variabili	0	0	-125	0	0	0	896	3054	Pesi strutturali	0	0	-500	0	0	0
897	3054	carichi variabili	0	0	-125	0	0	0	898	3060	Pesi strutturali	0	0	-500	0	0	0

**PIAZZALE TRIAGE-FABBRICATO-ALLEGATO
ALLA REL. PREDIMENSIONAMENTO
STRUTTURE**

Codice documento
SF0272_F0

<i>Rev</i>	<i>Data</i>
F0	20/06/2011

Indice	Nodo	Condizione	Fx	Fy	Fz	Mx	My	Mz	Indice	Nodo	Condizione	Fx	Fy	Fz	Mx	My	Mz
899	3060	carichi variabili	0	0	-125	0	0	0	900	3066	Pesi strutturali	0	0	-500	0	0	0
901	3066	carichi variabili	0	0	-125	0	0	0	902	3072	Pesi strutturali	0	0	-500	0	0	0
903	3072	carichi variabili	0	0	-125	0	0	0	904	3078	Pesi strutturali	0	0	-250	0	0	0
905	3078	carichi variabili	0	0	-62.5	0	0	0	906	3044	Pesi strutturali	0	0	-500	0	0	0
907	3044	carichi variabili	0	0	-125	0	0	0	908	3038	Pesi strutturali	0	0	-500	0	0	0
909	3038	carichi variabili	0	0	-125	0	0	0	910	3032	Pesi strutturali	0	0	-500	0	0	0
911	3032	carichi variabili	0	0	-125	0	0	0	912	3026	Pesi strutturali	0	0	-500	0	0	0
913	3026	carichi variabili	0	0	-125	0	0	0	914	3020	Pesi strutturali	0	0	-500	0	0	0
915	3020	carichi variabili	0	0	-125	0	0	0	916	3014	Pesi strutturali	0	0	-500	0	0	0
917	3014	carichi variabili	0	0	-125	0	0	0	918	2976	Pesi strutturali	0	0	-250	0	0	0
919	2976	carichi variabili	0	0	-62.5	0	0	0	920	3118	Pesi strutturali	0	0	-250	0	0	0
921	3118	carichi variabili	0	0	-62.5	0	0	0	922	3074	Pesi strutturali	0	0	-500	0	0	0
923	3074	carichi variabili	0	0	-125	0	0	0	924	3068	Pesi strutturali	0	0	-500	0	0	0
925	3068	carichi variabili	0	0	-125	0	0	0	926	3062	Pesi strutturali	0	0	-500	0	0	0
927	3062	carichi variabili	0	0	-125	0	0	0	928	3056	Pesi strutturali	0	0	-500	0	0	0
929	3056	carichi variabili	0	0	-125	0	0	0	930	3050	Pesi strutturali	0	0	-500	0	0	0
931	3050	carichi variabili	0	0	-125	0	0	0	932	3132	Pesi strutturali	0	0	-248	0	0	0
933	3132	carichi variabili	0	0	-62	0	0	0	934	3133	Pesi strutturali	0	0	-496	0	0	0
935	3133	carichi variabili	0	0	-124	0	0	0	936	3134	Pesi strutturali	0	0	-496	0	0	0
937	3134	carichi variabili	0	0	-124	0	0	0	938	3135	Pesi strutturali	0	0	-496	0	0	0
939	3135	carichi variabili	0	0	-124	0	0	0	940	3136	Pesi strutturali	0	0	-496	0	0	0
941	3136	carichi variabili	0	0	-124	0	0	0	942	3137	Pesi strutturali	0	0	-496	0	0	0
943	3137	carichi variabili	0	0	-124	0	0	0	944	3138	Pesi strutturali	0	0	-496	0	0	0
945	3138	carichi variabili	0	0	-124	0	0	0	946	3139	Pesi strutturali	0	0	-	0	0	0
947	3139	carichi variabili	0	0	-	0	0	0	948	3140	Pesi strutturali	0	0	5.0E2	-	0	0
949	3140	carichi variabili	0	0	1.2E2	0	0	0	950	3141	Pesi strutturali	0	0	4.9E2	-	0	0
951	3141	carichi variabili	0	0	-	0	0	0	952	3142	Pesi strutturali	0	0	4.9E2	-	0	0
					1.2E2												

**PIAZZALE TRIAGE-FABBRICATO-ALLEGATO
ALLA REL. PREDIMENSIONAMENTO
STRUTTURE**

Codice documento
SF0272_F0

<i>Rev</i>	<i>Data</i>
F0	20/06/2011

Indice	Nodo	Condizione	Fx	Fy	Fz	Mx	My	Mz	Indice	Nodo	Condizione	Fx	Fy	Fz	Mx	My	Mz
953	3142	carichi variabili	0	0	-1.2E2	0	0	0	954	3143	Pesi strutturali	0	0	-4.9E2	0	0	0
955	3143	carichi variabili	0	0	-1.2E2	0	0	0	956	3144	Pesi strutturali	0	0	-4.9E2	0	0	0
957	3144	carichi variabili	0	0	-1.2E2	0	0	0	958	3145	Pesi strutturali	0	0	-4.9E2	0	0	0
959	3145	carichi variabili	0	0	-1.2E2	0	0	0	960	3146	Pesi strutturali	0	0	-4.9E2	0	0	0
961	3146	carichi variabili	0	0	-1.2E2	0	0	0	962	3147	Pesi strutturali	0	0	-4.8E2	0	0	0
963	3147	carichi variabili	0	0	-1.2E2	0	0	0	964	3148	Pesi strutturali	0	0	-4.8E2	0	0	0
965	3148	carichi variabili	0	0	-1.2E2	0	0	0	966	3149	Pesi strutturali	0	0	-4.8E2	0	0	0
967	3149	carichi variabili	0	0	-1.2E2	0	0	0	968	3150	Pesi strutturali	0	0	-4.8E2	0	0	0
969	3150	carichi variabili	0	0	-1.2E2	0	0	0	970	3151	Pesi strutturali	0	0	-4.8E2	0	0	0
971	3151	carichi variabili	0	0	-1.2E2	0	0	0	972	3152	Pesi strutturali	0	0	-4.8E2	0	0	0
973	3152	carichi variabili	0	0	-1.2E2	0	0	0	974	3153	Pesi strutturali	0	0	-2.4E2	0	0	0
975	3153	carichi variabili	0	0	-60.4	0	0	0	976	3153	Pesi strutturali	0	0	-250	0	0	0
977	3153	carichi variabili	0	0	-62.5	0	0	0	978	3077	Pesi strutturali	0	0	-500	0	0	0
979	3077	carichi variabili	0	0	-125	0	0	0	980	3071	Pesi strutturali	0	0	-500	0	0	0
981	3071	carichi variabili	0	0	-125	0	0	0	982	3065	Pesi strutturali	0	0	-500	0	0	0
983	3065	carichi variabili	0	0	-125	0	0	0	984	3059	Pesi strutturali	0	0	-500	0	0	0
985	3059	carichi variabili	0	0	-125	0	0	0	986	3053	Pesi strutturali	0	0	-500	0	0	0
987	3053	carichi variabili	0	0	-125	0	0	0	988	3047	Pesi strutturali	0	0	-500	0	0	0
989	3047	carichi variabili	0	0	-125	0	0	0	990	3041	Pesi strutturali	0	0	-500	0	0	0
991	3041	carichi variabili	0	0	-125	0	0	0	992	3035	Pesi strutturali	0	0	-500	0	0	0
993	3035	carichi variabili	0	0	-125	0	0	0	994	3029	Pesi strutturali	0	0	-500	0	0	0
995	3029	carichi variabili	0	0	-125	0	0	0	996	3023	Pesi strutturali	0	0	-500	0	0	0
997	3023	carichi variabili	0	0	-125	0	0	0	998	3017	Pesi strutturali	0	0	-500	0	0	0
999	3017	carichi variabili	0	0	-125	0	0	0	1000	3011	Pesi strutturali	0	0	-250	0	0	0
1001	3011	carichi variabili	0	0	-62.5	0	0	0	1002	2990	Pesi strutturali	0	0	-248	0	0	0
1003	2990	carichi variabili	0	0	-62	0	0	0	1004	2991	Pesi strutturali	0	0	-496	0	0	0
1005	2991	carichi variabili	0	0	-124	0	0	0	1006	2992	Pesi strutturali	0	0	-496	0	0	0

**PIAZZALE TRIAGE-FABBRICATO-ALLEGATO
ALLA REL. PREDIMENSIONAMENTO
STRUTTURE**

Codice documento
SF0272_F0

<i>Rev</i>	<i>Data</i>
F0	20/06/2011

Indice	Nodo	Condizione	Fx	Fy	Fz	Mx	My	Mz	Indice	Nodo	Condizione	Fx	Fy	Fz	Mx	My	Mz
1007	2992	carichi variabili	0	0	-124	0	0	0	1008	2993	Pesi strutturali	0	0	-496	0	0	0
1009	2993	carichi variabili	0	0	-124	0	0	0	1010	2994	Pesi strutturali	0	0	-496	0	0	0
1011	2994	carichi variabili	0	0	-124	0	0	0	1012	2995	Pesi strutturali	0	0	-496	0	0	0
1013	2995	carichi variabili	0	0	-124	0	0	0	1014	2996	Pesi strutturali	0	0	-496	0	0	0
1015	2996	carichi variabili	0	0	-124	0	0	0	1016	2997	Pesi strutturali	0	0	-	0	0	0
1017	2997	carichi variabili	0	0	-	0	0	0	1018	3004	Pesi strutturali	0	0	5.0E2	-	0	0
1019	3004	carichi variabili	0	0	1.2E2	0	0	0	1020	3005	Pesi strutturali	0	0	4.9E2	-	0	0
1021	3005	carichi variabili	0	0	-	0	0	0	1022	3006	Pesi strutturali	0	0	4.8E2	-	0	0
1023	3006	carichi variabili	0	0	1.2E2	0	0	0	1024	3007	Pesi strutturali	0	0	4.8E2	-	0	0
1025	3007	carichi variabili	0	0	-	0	0	0	1026	3008	Pesi strutturali	0	0	4.8E2	-	0	0
1027	3008	carichi variabili	0	0	1.2E2	0	0	0	1028	3009	Pesi strutturali	0	0	4.8E2	-	0	0
1029	3009	carichi variabili	0	0	-	0	0	0	1030	3010	Pesi strutturali	0	0	4.8E2	-	0	0
1031	3010	carichi variabili	0	0	1.2E2	0	0	0	1032	3011	Pesi strutturali	0	0	2.4E2	-	0	0
1033	3011	carichi variabili	0	0	-60.4	0	0	0	1034	2998	Pesi strutturali	0	0	4.9E2	-	0	0
1035	2998	carichi variabili	0	0	-	0	0	0	1036	2999	Pesi strutturali	0	0	4.9E2	-	0	0
1037	2999	carichi variabili	0	0	1.2E2	0	0	0	1038	3000	Pesi strutturali	0	0	4.9E2	-	0	0
1039	3000	carichi variabili	0	0	-	0	0	0	1040	3001	Pesi strutturali	0	0	4.9E2	-	0	0
1041	3001	carichi variabili	0	0	1.2E2	0	0	0	1042	3002	Pesi strutturali	0	0	4.9E2	-	0	0
1043	3002	carichi variabili	0	0	-	0	0	0	1044	3003	Pesi strutturali	0	0	4.9E2	-	0	0
1045	3003	carichi variabili	0	0	1.2E2	0	0	0	1046	3078	Pesi strutturali	0	0	8.0E2	-	0	0
1047	3078	carichi variabili	0	0	-	0	0	0	1048	3079	Pesi strutturali	0	0	1.6E3	-	0	0
1049	3079	carichi variabili	0	0	2.4E2	0	0	0	1050	3080	Pesi strutturali	0	0	1.6E3	-	0	0
1051	3080	carichi variabili	0	0	4.7E2	0	0	0	1052	3081	Pesi strutturali	0	0	1.6E3	-	0	0
1053	3081	carichi variabili	0	0	-	0	0	0	1054	3082	Pesi strutturali	0	0	1.6E3	-	0	0
1055	3082	carichi variabili	0	0	4.7E2	0	0	0	1056	3083	Pesi strutturali	0	0	1.6E3	-	0	0
1057	3083	carichi variabili	0	0	-	0	0	0	1058	3097	Pesi strutturali	0	0	1.4E3	-	0	0
1059	3097	carichi variabili	0	0	4.7E2	0	0	0	1060	3098	Pesi strutturali	0	0	1.4E3	-	0	0
					4.3E2	0	0	0									

**PIAZZALE TRIAGE-FABBRICATO-ALLEGATO
ALLA REL. PREDIMENSIONAMENTO
STRUTTURE**

Codice documento
SF0272_F0

<i>Rev</i>	<i>Data</i>
F0	20/06/2011

Indice	Nodo	Condizione	Fx	Fy	Fz	Mx	My	Mz	Indice	Nodo	Condizione	Fx	Fy	Fz	Mx	My	Mz
1061	3098	carichi variabili	0	0	- 4.3E2	0	0	0	1062	3099	Pesi strutturali	0	0	- 1.4E3	0	0	0
1063	3099	carichi variabili	0	0	- 4.3E2	0	0	0	1064	3100	Pesi strutturali	0	0	- 1.4E3	0	0	0
1065	3100	carichi variabili	0	0	- 4.3E2	0	0	0	1066	3101	Pesi strutturali	0	0	- 1.4E3	0	0	0
1067	3101	carichi variabili	0	0	- 4.3E2	0	0	0	1068	3102	Pesi strutturali	0	0	- 1.4E3	0	0	0
1069	3102	carichi variabili	0	0	- 4.3E2	0	0	0	1070	3103	Pesi strutturali	0	0	- 1.4E3	0	0	0
1071	3103	carichi variabili	0	0	- 4.3E2	0	0	0	1072	3104	Pesi strutturali	0	0	- 1.4E3	0	0	0
1073	3104	carichi variabili	0	0	- 4.3E2	0	0	0	1074	3105	Pesi strutturali	0	0	- 1.4E3	0	0	0
1075	3105	carichi variabili	0	0	- 4.3E2	0	0	0	1076	3106	Pesi strutturali	0	0	- 1.4E3	0	0	0
1077	3106	carichi variabili	0	0	- 4.3E2	0	0	0	1078	3107	Pesi strutturali	0	0	- 1.4E3	0	0	0
1079	3107	carichi variabili	0	0	- 4.3E2	0	0	0	1080	3108	Pesi strutturali	0	0	- 1.4E3	0	0	0
1081	3108	carichi variabili	0	0	- 4.3E2	0	0	0	1082	3109	Pesi strutturali	0	0	- 1.4E3	0	0	0
1083	3109	carichi variabili	0	0	- 4.3E2	0	0	0	1084	3110	Pesi strutturali	0	0	- 1.4E3	0	0	0
1085	3110	carichi variabili	0	0	- 4.3E2	0	0	0	1086	3111	Pesi strutturali	0	0	- 1.5E3	0	0	0
1087	3111	carichi variabili	0	0	- 4.5E2	0	0	0	1088	3112	Pesi strutturali	0	0	- 1.6E3	0	0	0
1089	3112	carichi variabili	0	0	- 4.6E2	0	0	0	1090	3113	Pesi strutturali	0	0	- 1.6E3	0	0	0
1091	3113	carichi variabili	0	0	- 4.6E2	0	0	0	1092	3114	Pesi strutturali	0	0	- 1.6E3	0	0	0
1093	3114	carichi variabili	0	0	- 4.6E2	0	0	0	1094	3115	Pesi strutturali	0	0	- 1.6E3	0	0	0
1095	3115	carichi variabili	0	0	- 4.6E2	0	0	0	1096	3116	Pesi strutturali	0	0	- 1.6E3	0	0	0
1097	3116	carichi variabili	0	0	- 4.6E2	0	0	0	1098	3117	Pesi strutturali	0	0	- 7.8E2	0	0	0
1099	3117	carichi variabili	0	0	- 2.3E2	0	0	0	1100	3084	Pesi strutturali	0	0	- 1.6E3	0	0	0
1101	3084	carichi variabili	0	0	- 4.8E2	0	0	0	1102	3085	Pesi strutturali	0	0	- 1.6E3	0	0	0
1103	3085	carichi variabili	0	0	- 4.8E2	0	0	0	1104	3086	Pesi strutturali	0	0	- 1.6E3	0	0	0
1105	3086	carichi variabili	0	0	- 4.8E2	0	0	0	1106	3087	Pesi strutturali	0	0	- 1.6E3	0	0	0
1107	3087	carichi variabili	0	0	- 4.8E2	0	0	0	1108	3088	Pesi strutturali	0	0	- 1.6E3	0	0	0
1109	3088	carichi variabili	0	0	- 4.8E2	0	0	0	1110	3089	Pesi strutturali	0	0	- 1.6E3	0	0	0
1111	3089	carichi variabili	0	0	- 4.8E2	0	0	0	1112	3090	Pesi strutturali	0	0	- 1.5E3	0	0	0
1113	3090	carichi variabili	0	0	- 4.5E2	0	0	0	1114	3091	Pesi strutturali	0	0	- 1.4E3	0	0	0

**PIAZZALE TRIAGE-FABBRICATO-ALLEGATO
ALLA REL. PREDIMENSIONAMENTO
STRUTTURE**

Codice documento
SF0272_F0

<i>Rev</i>	<i>Data</i>
F0	20/06/2011

Indice	Nodo	Condizione	Fx	Fy	Fz	Mx	My	Mz	Indice	Nodo	Condizione	Fx	Fy	Fz	Mx	My	Mz
1115	3091	carichi variabili	0	0	- 4.3E2	0	0	0	1116	3092	Pesi strutturali	0	0	- 1.4E3	0	0	0
1117	3092	carichi variabili	0	0	- 4.3E2	0	0	0	1118	3093	Pesi strutturali	0	0	- 1.4E3	0	0	0
1119	3093	carichi variabili	0	0	- 4.3E2	0	0	0	1120	3094	Pesi strutturali	0	0	- 1.4E3	0	0	0
1121	3094	carichi variabili	0	0	- 4.3E2	0	0	0	1122	3095	Pesi strutturali	0	0	- 1.4E3	0	0	0
1123	3095	carichi variabili	0	0	- 4.3E2	0	0	0	1124	3096	Pesi strutturali	0	0	- 1.4E3	0	0	0
1125	3096	carichi variabili	0	0	- 4.3E2	0	0	0	1126	2936	Pesi strutturali	0	0	- 8.0E2	0	0	0
1127	2936	carichi variabili	0	0	- 2.4E2	0	0	0	1128	2937	Pesi strutturali	0	0	- 1.6E3	0	0	0
1129	2937	carichi variabili	0	0	- 4.7E2	0	0	0	1130	2938	Pesi strutturali	0	0	- 1.6E3	0	0	0
1131	2938	carichi variabili	0	0	- 4.7E2	0	0	0	1132	2939	Pesi strutturali	0	0	- 1.6E3	0	0	0
1133	2939	carichi variabili	0	0	- 4.7E2	0	0	0	1134	2940	Pesi strutturali	0	0	- 1.6E3	0	0	0
1135	2940	carichi variabili	0	0	- 4.7E2	0	0	0	1136	2941	Pesi strutturali	0	0	- 1.6E3	0	0	0
1137	2941	carichi variabili	0	0	- 4.7E2	0	0	0	1138	2942	Pesi strutturali	0	0	- 1.6E3	0	0	0
1139	2942	carichi variabili	0	0	- 4.8E2	0	0	0	1140	2943	Pesi strutturali	0	0	- 1.6E3	0	0	0
1141	2943	carichi variabili	0	0	- 4.8E2	0	0	0	1142	2944	Pesi strutturali	0	0	- 1.6E3	0	0	0
1143	2944	carichi variabili	0	0	- 4.8E2	0	0	0	1144	2945	Pesi strutturali	0	0	- 1.6E3	0	0	0
1145	2945	carichi variabili	0	0	- 4.8E2	0	0	0	1146	2946	Pesi strutturali	0	0	- 1.6E3	0	0	0
1147	2946	carichi variabili	0	0	- 4.8E2	0	0	0	1148	2947	Pesi strutturali	0	0	- 1.6E3	0	0	0
1149	2947	carichi variabili	0	0	- 4.8E2	0	0	0	1150	2948	Pesi strutturali	0	0	- 1.5E3	0	0	0
1151	2948	carichi variabili	0	0	- 4.5E2	0	0	0	1152	2949	Pesi strutturali	0	0	- 1.4E3	0	0	0
1153	2949	carichi variabili	0	0	- 4.3E2	0	0	0	1154	2950	Pesi strutturali	0	0	- 1.4E3	0	0	0
1155	2950	carichi variabili	0	0	- 4.3E2	0	0	0	1156	2951	Pesi strutturali	0	0	- 1.4E3	0	0	0
1157	2951	carichi variabili	0	0	- 4.3E2	0	0	0	1158	2952	Pesi strutturali	0	0	- 1.4E3	0	0	0
1159	2952	carichi variabili	0	0	- 4.3E2	0	0	0	1160	2953	Pesi strutturali	0	0	- 1.4E3	0	0	0
1161	2953	carichi variabili	0	0	- 4.3E2	0	0	0	1162	2954	Pesi strutturali	0	0	- 1.4E3	0	0	0
1163	2954	carichi variabili	0	0	- 4.3E2	0	0	0	1164	2955	Pesi strutturali	0	0	- 1.4E3	0	0	0
1165	2955	carichi variabili	0	0	- 4.3E2	0	0	0	1166	2956	Pesi strutturali	0	0	- 1.4E3	0	0	0
1167	2956	carichi variabili	0	0	- 4.3E2	0	0	0	1168	2957	Pesi strutturali	0	0	- 1.4E3	0	0	0

**PIAZZALE TRIAGE-FABBRICATO-ALLEGATO
ALLA REL. PREDIMENSIONAMENTO
STRUTTURE**

Codice documento
SF0272_F0

<i>Rev</i> F0	<i>Data</i> 20/06/2011
------------------	---------------------------

Indice	Nodo	Condizione	Fx	Fy	Fz	Mx	My	Mz	Indice	Nodo	Condizione	Fx	Fy	Fz	Mx	My	Mz
1169	2957	carichi variabili	0	0	-4.3E2	0	0	0	1170	2958	Pesi strutturali	0	0	-1.4E3	0	0	0
1171	2958	carichi variabili	0	0	-4.3E2	0	0	0	1172	2959	Pesi strutturali	0	0	-1.4E3	0	0	0
1173	2959	carichi variabili	0	0	-4.3E2	0	0	0	1174	2960	Pesi strutturali	0	0	-1.4E3	0	0	0
1175	2960	carichi variabili	0	0	-4.3E2	0	0	0	1176	2961	Pesi strutturali	0	0	-1.4E3	0	0	0
1177	2961	carichi variabili	0	0	-4.3E2	0	0	0	1178	2962	Pesi strutturali	0	0	-1.4E3	0	0	0
1179	2962	carichi variabili	0	0	-4.3E2	0	0	0	1180	2963	Pesi strutturali	0	0	-1.4E3	0	0	0
1181	2963	carichi variabili	0	0	-4.3E2	0	0	0	1182	2964	Pesi strutturali	0	0	-1.4E3	0	0	0
1183	2964	carichi variabili	0	0	-4.3E2	0	0	0	1184	2965	Pesi strutturali	0	0	-1.4E3	0	0	0
1185	2965	carichi variabili	0	0	-4.3E2	0	0	0	1186	2966	Pesi strutturali	0	0	-1.4E3	0	0	0
1187	2966	carichi variabili	0	0	-4.3E2	0	0	0	1188	2967	Pesi strutturali	0	0	-1.4E3	0	0	0
1189	2967	carichi variabili	0	0	-4.3E2	0	0	0	1190	2968	Pesi strutturali	0	0	-1.4E3	0	0	0
1191	2968	carichi variabili	0	0	-4.3E2	0	0	0	1192	2969	Pesi strutturali	0	0	-1.5E3	0	0	0
1193	2969	carichi variabili	0	0	-4.5E2	0	0	0	1194	2970	Pesi strutturali	0	0	-1.6E3	0	0	0
1195	2970	carichi variabili	0	0	-4.6E2	0	0	0	1196	2971	Pesi strutturali	0	0	-1.6E3	0	0	0
1197	2971	carichi variabili	0	0	-4.6E2	0	0	0	1198	2972	Pesi strutturali	0	0	-1.6E3	0	0	0
1199	2972	carichi variabili	0	0	-4.6E2	0	0	0	1200	2973	Pesi strutturali	0	0	-1.6E3	0	0	0
1201	2973	carichi variabili	0	0	-4.6E2	0	0	0	1202	2974	Pesi strutturali	0	0	-1.6E3	0	0	0
1203	2974	carichi variabili	0	0	-4.6E2	0	0	0	1204	2975	Pesi strutturali	0	0	-7.8E2	0	0	0
1205	2975	carichi variabili	0	0	-2.3E2	0	0	0	1206	2976	Pesi strutturali	0	0	-7.8E2	0	0	0
1207	2976	carichi variabili	0	0	-2.3E2	0	0	0	1208	2977	Pesi strutturali	0	0	-1.6E3	0	0	0
1209	2977	carichi variabili	0	0	-465	0	0	0	1210	2978	Pesi strutturali	0	0	-1.6E3	0	0	0
1211	2978	carichi variabili	0	0	-465	0	0	0	1212	2979	Pesi strutturali	0	0	-1.6E3	0	0	0
1213	2979	carichi variabili	0	0	-465	0	0	0	1214	2980	Pesi strutturali	0	0	-1.6E3	0	0	0
1215	2980	carichi variabili	0	0	-4.7E2	0	0	0	1216	2981	Pesi strutturali	0	0	-1.6E3	0	0	0
1217	2981	carichi variabili	0	0	-4.8E2	0	0	0	1218	2982	Pesi strutturali	0	0	-1.6E3	0	0	0
1219	2982	carichi variabili	0	0	-4.8E2	0	0	0	1220	2983	Pesi strutturali	0	0	-1.6E3	0	0	0
1221	2983	carichi variabili	0	0	-4.8E2	0	0	0	1222	2984	Pesi strutturali	0	0	-1.6E3	0	0	0

**PIAZZALE TRIAGE-FABBRICATO-ALLEGATO
ALLA REL. PREDIMENSIONAMENTO
STRUTTURE**

Codice documento
SF0272_F0

<i>Rev</i>	<i>Data</i>
F0	20/06/2011

Indice	Nodo	Condizione	Fx	Fy	Fz	Mx	My	Mz	Indice	Nodo	Condizione	Fx	Fy	Fz	Mx	My	Mz
1223	2984	carichi variabili	0	0	-4.8E2	0	0	0	1224	2985	Pesi strutturali	0	0	-1.7E3	0	0	0
1225	2985	carichi variabili	0	0	-4.9E2	0	0	0	1226	3118	Pesi strutturali	0	0	-7.8E2	0	0	0
1227	3118	carichi variabili	0	0	-2.3E2	0	0	0	1228	3119	Pesi strutturali	0	0	-1.6E3	0	0	0
1229	3119	carichi variabili	0	0	-465	0	0	0	1230	3120	Pesi strutturali	0	0	-1.6E3	0	0	0
1231	3120	carichi variabili	0	0	-465	0	0	0	1232	3121	Pesi strutturali	0	0	-1.6E3	0	0	0
1233	3121	carichi variabili	0	0	-465	0	0	0	1234	3122	Pesi strutturali	0	0	-1.6E3	0	0	0
1235	3122	carichi variabili	0	0	-4.7E2	0	0	0	1236	3123	Pesi strutturali	0	0	-1.6E3	0	0	0
1237	3123	carichi variabili	0	0	-4.8E2	0	0	0	1238	3124	Pesi strutturali	0	0	-1.6E3	0	0	0
1239	3124	carichi variabili	0	0	-4.8E2	0	0	0	1240	3125	Pesi strutturali	0	0	-1.6E3	0	0	0
1241	3125	carichi variabili	0	0	-4.8E2	0	0	0	1242	3126	Pesi strutturali	0	0	-1.6E3	0	0	0
1243	3126	carichi variabili	0	0	-4.8E2	0	0	0	1244	3127	Pesi strutturali	0	0	-1.7E3	0	0	0
1245	3127	carichi variabili	0	0	-4.9E2	0	0	0	1246	2990	Pesi strutturali	0	0	-7.8E2	0	0	0
1247	2990	carichi variabili	0	0	-2.3E2	0	0	0	1248	2991	Pesi strutturali	0	0	-1.6E3	0	0	0
1249	2991	carichi variabili	0	0	-465	0	0	0	1250	2992	Pesi strutturali	0	0	-1.6E3	0	0	0
1251	2992	carichi variabili	0	0	-465	0	0	0	1252	2993	Pesi strutturali	0	0	-1.6E3	0	0	0
1253	2993	carichi variabili	0	0	-465	0	0	0	1254	2994	Pesi strutturali	0	0	-1.6E3	0	0	0
1255	2994	carichi variabili	0	0	-465	0	0	0	1256	2995	Pesi strutturali	0	0	-1.6E3	0	0	0
1257	2995	carichi variabili	0	0	-465	0	0	0	1258	2996	Pesi strutturali	0	0	-1.6E3	0	0	0
1259	2996	carichi variabili	0	0	-465	0	0	0	1260	2997	Pesi strutturali	0	0	-1.6E3	0	0	0
1261	2997	carichi variabili	0	0	-4.6E2	0	0	0	1262	2998	Pesi strutturali	0	0	-1.6E3	0	0	0
1263	2998	carichi variabili	0	0	-4.6E2	0	0	0	1264	2999	Pesi strutturali	0	0	-1.6E3	0	0	0
1265	2999	carichi variabili	0	0	-4.6E2	0	0	0	1266	3000	Pesi strutturali	0	0	-1.6E3	0	0	0
1267	3000	carichi variabili	0	0	-4.6E2	0	0	0	1268	3001	Pesi strutturali	0	0	-1.6E3	0	0	0
1269	3001	carichi variabili	0	0	-4.6E2	0	0	0	1270	3002	Pesi strutturali	0	0	-1.6E3	0	0	0
1271	3002	carichi variabili	0	0	-4.6E2	0	0	0	1272	3003	Pesi strutturali	0	0	-1.6E3	0	0	0
1273	3003	carichi variabili	0	0	-4.6E2	0	0	0	1274	3004	Pesi strutturali	0	0	-1.5E3	0	0	0
1275	3004	carichi variabili	0	0	-4.6E2	0	0	0	1276	3005	Pesi strutturali	0	0	-1.5E3	0	0	0

**PIAZZALE TRIAGE-FABBRICATO-ALLEGATO
ALLA REL. PREDIMENSIONAMENTO
STRUTTURE**

Codice documento
SF0272_F0

<i>Rev</i> F0	<i>Data</i> 20/06/2011
------------------	---------------------------

Indice	Nodo	Condizione	Fx	Fy	Fz	Mx	My	Mz	Indice	Nodo	Condizione	Fx	Fy	Fz	Mx	My	Mz
1277	3005	carichi variabili	0	0	-4.5E2	0	0	0	1278	3006	Pesi strutturali	0	0	-1.5E3	0	0	0
1279	3006	carichi variabili	0	0	-4.5E2	0	0	0	1280	3007	Pesi strutturali	0	0	-1.5E3	0	0	0
1281	3007	carichi variabili	0	0	-4.5E2	0	0	0	1282	3008	Pesi strutturali	0	0	-1.5E3	0	0	0
1283	3008	carichi variabili	0	0	-4.5E2	0	0	0	1284	3009	Pesi strutturali	0	0	-1.5E3	0	0	0
1285	3009	carichi variabili	0	0	-4.5E2	0	0	0	1286	3010	Pesi strutturali	0	0	-1.5E3	0	0	0
1287	3010	carichi variabili	0	0	-4.5E2	0	0	0	1288	3011	Pesi strutturali	0	0	-7.6E2	0	0	0
1289	3011	carichi variabili	0	0	-2.3E2	0	0	0	1290	3132	Pesi strutturali	0	0	-7.8E2	0	0	0
1291	3132	carichi variabili	0	0	-2.3E2	0	0	0	1292	3133	Pesi strutturali	0	0	-1.6E3	0	0	0
1293	3133	carichi variabili	0	0	-465	0	0	0	1294	3134	Pesi strutturali	0	0	-1.6E3	0	0	0
1295	3134	carichi variabili	0	0	-465	0	0	0	1296	3135	Pesi strutturali	0	0	-1.6E3	0	0	0
1297	3135	carichi variabili	0	0	-465	0	0	0	1298	3136	Pesi strutturali	0	0	-1.6E3	0	0	0
1299	3136	carichi variabili	0	0	-465	0	0	0	1300	3137	Pesi strutturali	0	0	-1.6E3	0	0	0
1301	3137	carichi variabili	0	0	-465	0	0	0	1302	3138	Pesi strutturali	0	0	-1.6E3	0	0	0
1303	3138	carichi variabili	0	0	-465	0	0	0	1304	3139	Pesi strutturali	0	0	-1.6E3	0	0	0
1305	3139	carichi variabili	0	0	-4.6E2	0	0	0	1306	3140	Pesi strutturali	0	0	-1.6E3	0	0	0
1307	3140	carichi variabili	0	0	-4.6E2	0	0	0	1308	3141	Pesi strutturali	0	0	-1.6E3	0	0	0
1309	3141	carichi variabili	0	0	-4.6E2	0	0	0	1310	3142	Pesi strutturali	0	0	-1.6E3	0	0	0
1311	3142	carichi variabili	0	0	-4.6E2	0	0	0	1312	3143	Pesi strutturali	0	0	-1.6E3	0	0	0
1313	3143	carichi variabili	0	0	-4.6E2	0	0	0	1314	3144	Pesi strutturali	0	0	-1.6E3	0	0	0
1315	3144	carichi variabili	0	0	-4.6E2	0	0	0	1316	3145	Pesi strutturali	0	0	-1.6E3	0	0	0
1317	3145	carichi variabili	0	0	-4.6E2	0	0	0	1318	3146	Pesi strutturali	0	0	-1.5E3	0	0	0
1319	3146	carichi variabili	0	0	-4.6E2	0	0	0	1320	3147	Pesi strutturali	0	0	-1.5E3	0	0	0
1321	3147	carichi variabili	0	0	-4.5E2	0	0	0	1322	3148	Pesi strutturali	0	0	-1.5E3	0	0	0
1323	3148	carichi variabili	0	0	-4.5E2	0	0	0	1324	3149	Pesi strutturali	0	0	-1.5E3	0	0	0
1325	3149	carichi variabili	0	0	-4.5E2	0	0	0	1326	3150	Pesi strutturali	0	0	-1.5E3	0	0	0
1327	3150	carichi variabili	0	0	-4.5E2	0	0	0	1328	3151	Pesi strutturali	0	0	-1.5E3	0	0	0
1329	3151	carichi variabili	0	0	-4.5E2	0	0	0	1330	3152	Pesi strutturali	0	0	-1.5E3	0	0	0

**PIAZZALE TRIAGE-FABBRICATO-ALLEGATO
ALLA REL. PREDIMENSIONAMENTO
STRUTTURE**

Codice documento
SF0272_F0

<i>Rev</i>	<i>Data</i>
F0	20/06/2011

Indice	Nodo	Condizione	Fx	Fy	Fz	Mx	My	Mz	Indice	Nodo	Condizione	Fx	Fy	Fz	Mx	My	Mz
1331	3152	carichi variabili	0	0	- 4.5E2	0	0	0	1332	3153	Pesi strutturali	0	0	- 7.6E2	0	0	0
1333	3153	carichi variabili	0	0	- 2.3E2	0	0	0	1334	184	Pesi strutturali	0	- 1.3E2	0	0	0	0
1335	183	Pesi strutturali	0	- 2.7E2	0	0	0	0	1336	233	Pesi strutturali	0	- 6.5E2	0	0	0	0
1337	234	Pesi strutturali	0	- 3.2E2	0	0	0	0	1338	184	carichi variabili	0	-209	0	0	0	0
1339	183	carichi variabili	0	- 4.2E2	0	0	0	0	1340	233	carichi variabili	0	- 8.4E2	0	0	0	0
1341	234	carichi variabili	0	- 4.2E2	0	0	0	0	1342	283	Pesi strutturali	0	- 8.7E2	0	0	0	0
1343	284	Pesi strutturali	0	- 4.3E2	0	0	0	0	1344	283	carichi variabili	0	- 8.4E2	0	0	0	0
1345	284	carichi variabili	0	- 4.2E2	0	0	0	0	1346	333	Pesi strutturali	0	- 1.1E3	0	0	0	0
1347	334	Pesi strutturali	0	- 5.5E2	0	0	0	0	1348	333	carichi variabili	0	- 8.4E2	0	0	0	0
1349	334	carichi variabili	0	- 4.2E2	0	0	0	0	1350	383	Pesi strutturali	0	- 1.3E3	0	0	0	0
1351	384	Pesi strutturali	0	- 6.6E2	0	0	0	0	1352	383	carichi variabili	0	- 8.4E2	0	0	0	0
1353	384	carichi variabili	0	- 4.2E2	0	0	0	0	1354	433	Pesi strutturali	0	- 1.5E3	0	0	0	0
1355	434	Pesi strutturali	0	- 7.7E2	0	0	0	0	1356	433	carichi variabili	0	- 8.4E2	0	0	0	0
1357	434	carichi variabili	0	- 4.2E2	0	0	0	0	1358	483	Pesi strutturali	0	- 1.5E3	0	0	0	0
1359	484	Pesi strutturali	0	- 7.6E2	0	0	0	0	1360	483	carichi variabili	0	- 7.3E2	0	0	0	0
1361	484	carichi variabili	0	- 3.7E2	0	0	0	0	1362	1539	Pesi strutturali	0	- 7.0E2	0	0	0	0
1363	1540	Pesi strutturali	0	- 3.5E2	0	0	0	0	1364	1539	carichi variabili	0	-317	0	0	0	0
1365	1540	carichi variabili	0	- 1.6E2	0	0	0	0	1366	182	Pesi strutturali	0	- 2.7E2	0	0	0	0
1367	232	Pesi strutturali	0	- 6.5E2	0	0	0	0	1368	182	carichi variabili	0	- 4.2E2	0	0	0	0
1369	232	carichi variabili	0	- 8.4E2	0	0	0	0	1370	282	Pesi strutturali	0	- 8.7E2	0	0	0	0
1371	282	carichi variabili	0	- 8.4E2	0	0	0	0	1372	332	Pesi strutturali	0	- 1.1E3	0	0	0	0
1373	332	carichi variabili	0	- 8.4E2	0	0	0	0	1374	382	Pesi strutturali	0	- 1.3E3	0	0	0	0
1375	382	carichi variabili	0	- 8.4E2	0	0	0	0	1376	432	Pesi strutturali	0	- 1.5E3	0	0	0	0
1377	432	carichi variabili	0	- 8.4E2	0	0	0	0	1378	482	Pesi strutturali	0	- 1.5E3	0	0	0	0
1379	482	carichi variabili	0	- 7.3E2	0	0	0	0	1380	1538	Pesi strutturali	0	- 7.0E2	0	0	0	0
1381	1538	carichi variabili	0	-317	0	0	0	0	1382	181	Pesi strutturali	0	- 2.7E2	0	0	0	0
1383	231	Pesi strutturali	0	- 6.5E2	0	0	0	0	1384	181	carichi variabili	0	- 4.2E2	0	0	0	0

**PIAZZALE TRIAGE-FABBRICATO-ALLEGATO
ALLA REL. PREDIMENSIONAMENTO
STRUTTURE**

Codice documento
SF0272_F0

<i>Rev</i>	<i>Data</i>
F0	20/06/2011

Indice	Nodo	Condizione	Fx	Fy	Fz	Mx	My	Mz	Indice	Nodo	Condizione	Fx	Fy	Fz	Mx	My	Mz
1385	231	carichi variabili	0	-8.4E2	0	0	0	0	1386	281	Pesi strutturali	0	-8.7E2	0	0	0	0
1387	281	carichi variabili	0	-8.4E2	0	0	0	0	1388	331	Pesi strutturali	0	-1.1E3	0	0	0	0
1389	331	carichi variabili	0	-8.4E2	0	0	0	0	1390	381	Pesi strutturali	0	-1.3E3	0	0	0	0
1391	381	carichi variabili	0	-8.4E2	0	0	0	0	1392	431	Pesi strutturali	0	-1.5E3	0	0	0	0
1393	431	carichi variabili	0	-8.4E2	0	0	0	0	1394	481	Pesi strutturali	0	-1.5E3	0	0	0	0
1395	481	carichi variabili	0	-7.3E2	0	0	0	0	1396	1537	Pesi strutturali	0	-7.0E2	0	0	0	0
1397	1537	carichi variabili	0	-317	0	0	0	0	1398	180	Pesi strutturali	0	-1.3E2	0	0	0	0
1399	230	Pesi strutturali	0	-3.2E2	0	0	0	0	1400	180	carichi variabili	0	-209	0	0	0	0
1401	230	carichi variabili	0	-4.2E2	0	0	0	0	1402	280	Pesi strutturali	0	-4.3E2	0	0	0	0
1403	280	carichi variabili	0	-4.2E2	0	0	0	0	1404	330	Pesi strutturali	0	-5.5E2	0	0	0	0
1405	330	carichi variabili	0	-4.2E2	0	0	0	0	1406	380	Pesi strutturali	0	-6.6E2	0	0	0	0
1407	380	carichi variabili	0	-4.2E2	0	0	0	0	1408	430	Pesi strutturali	0	-7.7E2	0	0	0	0
1409	430	carichi variabili	0	-4.2E2	0	0	0	0	1410	480	Pesi strutturali	0	-7.6E2	0	0	0	0
1411	480	carichi variabili	0	-3.7E2	0	0	0	0	1412	1536	Pesi strutturali	0	-3.5E2	0	0	0	0
1413	1536	carichi variabili	0	-1.6E2	0	0	0	0	1414	100	Pesi strutturali	-125	0	0	0	0	0
1415	114	Pesi strutturali	-2.5E2	0	0	0	0	0	1416	212	Pesi strutturali	-6.0E2	0	0	0	0	0
1417	210	Pesi strutturali	-3.0E2	0	0	0	0	0	1418	100	carichi variabili	-1.9E2	0	0	0	0	0
1419	114	carichi variabili	-3.9E2	0	0	0	0	0	1420	212	carichi variabili	-7.8E2	0	0	0	0	0
1421	210	carichi variabili	-3.9E2	0	0	0	0	0	1422	262	Pesi strutturali	-8.1E2	0	0	0	0	0
1423	260	Pesi strutturali	-4.0E2	0	0	0	0	0	1424	262	carichi variabili	-7.8E2	0	0	0	0	0
1425	260	carichi variabili	-3.9E2	0	0	0	0	0	1426	312	Pesi strutturali	-1.0E3	0	0	0	0	0
1427	310	Pesi strutturali	-5.1E2	0	0	0	0	0	1428	312	carichi variabili	-7.8E2	0	0	0	0	0
1429	310	carichi variabili	-3.9E2	0	0	0	0	0	1430	362	Pesi strutturali	-1.2E3	0	0	0	0	0
1431	360	Pesi strutturali	-6.1E2	0	0	0	0	0	1432	362	carichi variabili	-7.8E2	0	0	0	0	0
1433	360	carichi variabili	-3.9E2	0	0	0	0	0	1434	412	Pesi strutturali	-1425	0	0	0	0	0
1435	410	Pesi strutturali	-7.1E2	0	0	0	0	0	1436	412	carichi variabili	-7.8E2	0	0	0	0	0
1437	410	carichi variabili	-3.9E2	0	0	0	0	0	1438	462	Pesi strutturali	-1412	0	0	0	0	0

**PIAZZALE TRIAGE-FABBRICATO-ALLEGATO
ALLA REL. PREDIMENSIONAMENTO
STRUTTURE**

Codice documento
SF0272_F0

<i>Rev</i>	<i>Data</i>
F0	20/06/2011

Indice	Nodo	Condizione	Fx	Fy	Fz	Mx	My	Mz	Indice	Nodo	Condizione	Fx	Fy	Fz	Mx	My	Mz
1439	460	Pesi strutturali	-706	0	0	0	0	0	1440	462	carichi variabili	-683	0	0	0	0	0
1441	460	carichi variabili	-	0	0	0	0	0	1442	1150	Pesi strutturali	-	0	0	0	0	0
1443	1072	Pesi strutturali	3.4E2	-324	0	0	0	0	1444	1150	carichi variabili	6.5E2	-	0	0	0	0
1445	1072	carichi variabili	-	0	0	0	0	0	1446	128	Pesi strutturali	-	0	0	0	0	0
1447	214	Pesi strutturali	1.5E2	-	0	0	0	0	1448	128	carichi variabili	2.5E2	-	0	0	0	0
1449	214	carichi variabili	6.0E2	-	0	0	0	0	1450	264	Pesi strutturali	-	0	0	0	0	0
1451	264	carichi variabili	7.8E2	-	0	0	0	0	1452	314	Pesi strutturali	8.1E2	-	0	0	0	0
1453	314	carichi variabili	7.8E2	-	0	0	0	0	1454	364	Pesi strutturali	-	0	0	0	0	0
1455	364	carichi variabili	7.8E2	-	0	0	0	0	1456	414	Pesi strutturali	1.2E3	-	0	0	0	0
1457	414	carichi variabili	7.8E2	-	0	0	0	0	1458	464	Pesi strutturali	-1425	0	0	0	0	0
1459	464	carichi variabili	-683	0	0	0	0	0	1460	1228	Pesi strutturali	-1412	0	0	0	0	0
1461	1228	carichi variabili	-	0	0	0	0	0	1462	142	Pesi strutturali	6.5E2	-	0	0	0	0
1463	216	Pesi strutturali	2.9E2	-	0	0	0	0	1464	142	carichi variabili	-	0	0	0	0	0
1465	216	carichi variabili	6.0E2	-	0	0	0	0	1466	266	Pesi strutturali	3.9E2	-	0	0	0	0
1467	266	carichi variabili	7.8E2	-	0	0	0	0	1468	316	Pesi strutturali	8.1E2	-	0	0	0	0
1469	316	carichi variabili	7.8E2	-	0	0	0	0	1470	366	Pesi strutturali	-	0	0	0	0	0
1471	366	carichi variabili	7.8E2	-	0	0	0	0	1472	416	Pesi strutturali	1.2E3	-	0	0	0	0
1473	416	carichi variabili	7.8E2	-	0	0	0	0	1474	466	Pesi strutturali	-1425	0	0	0	0	0
1475	466	carichi variabili	-683	0	0	0	0	0	1476	1306	Pesi strutturali	-1412	0	0	0	0	0
1477	1306	carichi variabili	-	0	0	0	0	0	1478	156	Pesi strutturali	6.5E2	-	0	0	0	0
1479	218	Pesi strutturali	2.9E2	-	0	0	0	0	1480	156	carichi variabili	2.5E2	-	0	0	0	0
1481	218	carichi variabili	6.0E2	-	0	0	0	0	1482	268	Pesi strutturali	3.9E2	-	0	0	0	0
1483	268	carichi variabili	7.8E2	-	0	0	0	0	1484	318	Pesi strutturali	8.1E2	-	0	0	0	0
1485	318	carichi variabili	7.8E2	-	0	0	0	0	1486	368	Pesi strutturali	-	0	0	0	0	0
1487	368	carichi variabili	7.8E2	-	0	0	0	0	1488	418	Pesi strutturali	1.2E3	-	0	0	0	0
1489	418	carichi variabili	7.8E2	-	0	0	0	0	1489	468	Pesi strutturali	-1425	0	0	0	0	0
1491	468	carichi variabili	-683	0	0	0	0	0	1492	1384	Pesi strutturali	-1412	0	0	0	0	0
												6.5E2	-	0	0	0	0

**PIAZZALE TRIAGE-FABBRICATO-ALLEGATO
ALLA REL. PREDIMENSIONAMENTO
STRUTTURE**

Codice documento
SF0272_F0

<i>Rev</i>	<i>Data</i>
F0	20/06/2011

Indice	Nodo	Condizione	Fx	Fy	Fz	Mx	My	Mz	Indice	Nodo	Condizione	Fx	Fy	Fz	Mx	My	Mz
1493	1384	carichi variabili	-2.9E2	0	0	0	0	0	1494	170	Pesi strutturali	-2.5E2	0	0	0	0	0
1495	220	Pesi strutturali	-6.0E2	0	0	0	0	0	1496	170	carichi variabili	-3.9E2	0	0	0	0	0
1497	220	carichi variabili	-7.8E2	0	0	0	0	0	1498	270	Pesi strutturali	-8.1E2	0	0	0	0	0
1499	270	carichi variabili	-7.8E2	0	0	0	0	0	1500	320	Pesi strutturali	-1.0E3	0	0	0	0	0
1501	320	carichi variabili	-7.8E2	0	0	0	0	0	1502	370	Pesi strutturali	-1.2E3	0	0	0	0	0
1503	370	carichi variabili	-7.8E2	0	0	0	0	0	1504	420	Pesi strutturali	-1425	0	0	0	0	0
1505	420	carichi variabili	-7.8E2	0	0	0	0	0	1506	470	Pesi strutturali	-1412	0	0	0	0	0
1507	470	carichi variabili	-683	0	0	0	0	0	1508	1462	Pesi strutturali	-6.5E2	0	0	0	0	0
1509	1462	carichi variabili	-2.9E2	0	0	0	0	0	1510	184	Pesi strutturali	-125	0	0	0	0	0
1511	234	Pesi strutturali	-3.0E2	0	0	0	0	0	1512	184	carichi variabili	-1.9E2	0	0	0	0	0
1513	234	carichi variabili	-3.9E2	0	0	0	0	0	1514	284	Pesi strutturali	-4.0E2	0	0	0	0	0
1515	284	carichi variabili	-3.9E2	0	0	0	0	0	1516	334	Pesi strutturali	-5.1E2	0	0	0	0	0
1517	334	carichi variabili	-3.9E2	0	0	0	0	0	1518	384	Pesi strutturali	-6.1E2	0	0	0	0	0
1519	384	carichi variabili	-3.9E2	0	0	0	0	0	1520	434	Pesi strutturali	-7.1E2	0	0	0	0	0
1521	434	carichi variabili	-3.9E2	0	0	0	0	0	1522	484	Pesi strutturali	-706	0	0	0	0	0
1523	484	carichi variabili	-3.4E2	0	0	0	0	0	1524	1540	Pesi strutturali	-324	0	0	0	0	0
1525	1540	carichi variabili	-1.5E2	0	0	0	0	0	1526	15	Pesi strutturali	-125	0	0	0	0	0
1527	29	Pesi strutturali	-2.5E2	0	0	0	0	0	1528	200	Pesi strutturali	-6.0E2	0	0	0	0	0
1529	198	Pesi strutturali	-3.0E2	0	0	0	0	0	1530	15	carichi variabili	-1.9E2	0	0	0	0	0
1531	29	carichi variabili	-3.9E2	0	0	0	0	0	1532	200	carichi variabili	-7.8E2	0	0	0	0	0
1533	198	carichi variabili	-3.9E2	0	0	0	0	0	1534	250	Pesi strutturali	-8.1E2	0	0	0	0	0
1535	248	Pesi strutturali	-4.0E2	0	0	0	0	0	1536	250	carichi variabili	-7.8E2	0	0	0	0	0
1537	248	carichi variabili	-3.9E2	0	0	0	0	0	1538	300	Pesi strutturali	-1.0E3	0	0	0	0	0
1539	298	Pesi strutturali	-5.1E2	0	0	0	0	0	1540	300	carichi variabili	-7.8E2	0	0	0	0	0
1541	298	carichi variabili	-3.9E2	0	0	0	0	0	1542	350	Pesi strutturali	-1.2E3	0	0	0	0	0
1543	348	Pesi strutturali	-6.1E2	0	0	0	0	0	1544	350	carichi variabili	-7.8E2	0	0	0	0	0
1545	348	carichi variabili	-3.9E2	0	0	0	0	0	1546	400	Pesi strutturali	-1425	0	0	0	0	0

**PIAZZALE TRIAGE-FABBRICATO-ALLEGATO
ALLA REL. PREDIMENSIONAMENTO
STRUTTURE**

Codice documento
SF0272_F0

<i>Rev</i>	<i>Data</i>
F0	20/06/2011

Indice	Nodo	Condizione	Fx	Fy	Fz	Mx	My	Mz	Indice	Nodo	Condizione	Fx	Fy	Fz	Mx	My	Mz
1547	398	Pesi strutturali	-7.1E2	0	0	0	0	0	1548	400	carichi variabili	-7.8E2	0	0	0	0	0
1549	398	carichi variabili	3.9E2	0	0	0	0	0	1550	450	Pesi strutturali	-1412	0	0	0	0	0
1551	448	Pesi strutturali	-706	0	0	0	0	0	1552	450	carichi variabili	-683	0	0	0	0	0
1553	448	carichi variabili	-3.4E2	0	0	0	0	0	1554	681	Pesi strutturali	-6.5E2	0	0	0	0	0
1555	603	Pesi strutturali	-324	0	0	0	0	0	1556	681	carichi variabili	-2.9E2	0	0	0	0	0
1557	603	carichi variabili	-1.5E2	0	0	0	0	0	1558	43	Pesi strutturali	-2.5E2	0	0	0	0	0
1559	202	Pesi strutturali	6.0E2	0	0	0	0	0	1560	43	carichi variabili	-3.9E2	0	0	0	0	0
1561	202	carichi variabili	-7.8E2	0	0	0	0	0	1562	252	Pesi strutturali	-8.1E2	0	0	0	0	0
1563	252	carichi variabili	-7.8E2	0	0	0	0	0	1564	302	Pesi strutturali	-1.0E3	0	0	0	0	0
1565	302	carichi variabili	-7.8E2	0	0	0	0	0	1566	352	Pesi strutturali	-1.2E3	0	0	0	0	0
1567	352	carichi variabili	-7.8E2	0	0	0	0	0	1568	402	Pesi strutturali	-1425	0	0	0	0	0
1569	402	carichi variabili	-7.8E2	0	0	0	0	0	1570	452	Pesi strutturali	-1412	0	0	0	0	0
1571	452	carichi variabili	-683	0	0	0	0	0	1572	759	Pesi strutturali	-6.5E2	0	0	0	0	0
1573	759	carichi variabili	-2.9E2	0	0	0	0	0	1574	57	Pesi strutturali	-2.5E2	0	0	0	0	0
1575	204	Pesi strutturali	-6.0E2	0	0	0	0	0	1576	57	carichi variabili	-3.9E2	0	0	0	0	0
1577	204	carichi variabili	-7.8E2	0	0	0	0	0	1578	254	Pesi strutturali	-8.1E2	0	0	0	0	0
1579	254	carichi variabili	-7.8E2	0	0	0	0	0	1580	304	Pesi strutturali	-1.0E3	0	0	0	0	0
1581	304	carichi variabili	-7.8E2	0	0	0	0	0	1582	354	Pesi strutturali	-1.2E3	0	0	0	0	0
1583	354	carichi variabili	-7.8E2	0	0	0	0	0	1584	404	Pesi strutturali	-1425	0	0	0	0	0
1585	404	carichi variabili	-7.8E2	0	0	0	0	0	1586	454	Pesi strutturali	-1412	0	0	0	0	0
1587	454	carichi variabili	-683	0	0	0	0	0	1588	837	Pesi strutturali	-6.5E2	0	0	0	0	0
1589	837	carichi variabili	-2.9E2	0	0	0	0	0	1590	71	Pesi strutturali	-2.5E2	0	0	0	0	0
1591	206	Pesi strutturali	-6.0E2	0	0	0	0	0	1592	71	carichi variabili	-3.9E2	0	0	0	0	0
1593	206	carichi variabili	-7.8E2	0	0	0	0	0	1594	256	Pesi strutturali	-8.1E2	0	0	0	0	0
1595	256	carichi variabili	-7.8E2	0	0	0	0	0	1596	306	Pesi strutturali	-1.0E3	0	0	0	0	0
1597	306	carichi variabili	-7.8E2	0	0	0	0	0	1598	356	Pesi strutturali	-1.2E3	0	0	0	0	0
1599	356	carichi variabili	-7.8E2	0	0	0	0	0	1600	406	Pesi strutturali	-1425	0	0	0	0	0

**PIAZZALE TRIAGE-FABBRICATO-ALLEGATO
ALLA REL. PREDIMENSIONAMENTO
STRUTTURE**

Codice documento
SF0272_F0

<i>Rev</i>	<i>Data</i>
F0	20/06/2011

Indice	Nodo	Condizione	Fx	Fy	Fz	Mx	My	Mz	Indice	Nodo	Condizione	Fx	Fy	Fz	Mx	My	Mz
1601	406	carichi variabili	-7.8E2	0	0	0	0	0	1602	456	Pesi strutturali	-1412	0	0	0	0	0
1603	456	carichi variabili	-683	0	0	0	0	0	1604	915	Pesi strutturali	-6.5E2	0	0	0	0	0
1605	915	carichi variabili	-2.9E2	0	0	0	0	0	1606	85	Pesi strutturali	-2.5E2	0	0	0	0	0
1607	208	Pesi strutturali	-6.0E2	0	0	0	0	0	1608	85	carichi variabili	-3.9E2	0	0	0	0	0
1609	208	carichi variabili	-7.8E2	0	0	0	0	0	1610	258	Pesi strutturali	-8.1E2	0	0	0	0	0
1611	258	carichi variabili	-7.8E2	0	0	0	0	0	1612	308	Pesi strutturali	-1.0E3	0	0	0	0	0
1613	308	carichi variabili	-7.8E2	0	0	0	0	0	1614	358	Pesi strutturali	-1.2E3	0	0	0	0	0
1615	358	carichi variabili	-7.8E2	0	0	0	0	0	1616	408	Pesi strutturali	-1425	0	0	0	0	0
1617	408	carichi variabili	-7.8E2	0	0	0	0	0	1618	458	Pesi strutturali	-1412	0	0	0	0	0
1619	458	carichi variabili	-683	0	0	0	0	0	1620	993	Pesi strutturali	-6.5E2	0	0	0	0	0
1621	993	carichi variabili	-2.9E2	0	0	0	0	0	1622	100	Pesi strutturali	-125	0	0	0	0	0
1623	210	Pesi strutturali	-3.0E2	0	0	0	0	0	1624	100	carichi variabili	-1.9E2	0	0	0	0	0
1625	210	carichi variabili	-3.9E2	0	0	0	0	0	1626	260	Pesi strutturali	-4.0E2	0	0	0	0	0
1627	260	carichi variabili	-3.9E2	0	0	0	0	0	1628	310	Pesi strutturali	-5.1E2	0	0	0	0	0
1629	310	carichi variabili	-3.9E2	0	0	0	0	0	1630	360	Pesi strutturali	-6.1E2	0	0	0	0	0
1631	360	carichi variabili	-3.9E2	0	0	0	0	0	1632	410	Pesi strutturali	-7.1E2	0	0	0	0	0
1633	410	carichi variabili	-3.9E2	0	0	0	0	0	1634	460	Pesi strutturali	-706	0	0	0	0	0
1635	460	carichi variabili	-3.4E2	0	0	0	0	0	1636	1072	Pesi strutturali	-324	0	0	0	0	0
1637	1072	carichi variabili	-1.5E2	0	0	0	0	0	1638	11	Pesi strutturali	0	134.5	0	0	0	0
1639	12	Pesi strutturali	0	268.9	0	0	0	0	1640	195	Pesi strutturali	0	648.4	0	0	0	0
1641	194	Pesi strutturali	0	324.2	0	0	0	0	1642	11	carichi variabili	0	209	0	0	0	0
1643	12	carichi variabili	0	417.9	0	0	0	0	1644	195	carichi variabili	0	835.8	0	0	0	0
1645	194	carichi variabili	0	417.9	0	0	0	0	1646	245	Pesi strutturali	0	869.7	0	0	0	0
1647	244	Pesi strutturali	0	434.8	0	0	0	0	1648	245	carichi variabili	0	835.8	0	0	0	0
1649	244	carichi variabili	0	417.9	0	0	0	0	1650	295	Pesi strutturali	0	1.1E3	0	0	0	0
1651	294	Pesi strutturali	0	545.4	0	0	0	0	1652	295	carichi variabili	0	835.8	0	0	0	0
1653	294	carichi variabili	0	417.9	0	0	0	0	1654	345	Pesi strutturali	0	1.3E3	0	0	0	0

**PIAZZALE TRIAGE-FABBRICATO-ALLEGATO
ALLA REL. PREDIMENSIONAMENTO
STRUTTURE**

Codice documento
SF0272_F0

<i>Rev</i>	<i>Data</i>
F0	20/06/2011

Indice	Nodo	Condizione	Fx	Fy	Fz	Mx	My	Mz	Indice	Nodo	Condizione	Fx	Fy	Fz	Mx	My	Mz
1655	344	Pesi strutturali	0	656.1	0	0	0	0	1656	345	carichi variabili	0	835.8	0	0	0	0
1657	344	carichi variabili	0	417.9	0	0	0	0	1658	395	Pesi strutturali	0	1.5E3	0	0	0	0
1659	394	Pesi strutturali	0	766.7	0	0	0	0	1660	395	carichi variabili	0	835.8	0	0	0	0
1661	394	carichi variabili	0	417.9	0	0	0	0	1662	445	Pesi strutturali	0	1.5E3	0	0	0	0
1663	444	Pesi strutturali	0	759.7	0	0	0	0	1664	445	carichi variabili	0	734.9	0	0	0	0
1665	444	carichi variabili	0	367.5	0	0	0	0	1666	600	Pesi strutturali	0	697.4	0	0	0	0
1667	599	Pesi strutturali	0	348.7	0	0	0	0	1668	600	carichi variabili	0	317	0	0	0	0
1669	599	carichi variabili	0	158.5	0	0	0	0	1670	13	Pesi strutturali	0	268.9	0	0	0	0
1671	196	Pesi strutturali	0	648.4	0	0	0	0	1672	13	carichi variabili	0	417.9	0	0	0	0
1673	196	carichi variabili	0	835.8	0	0	0	0	1674	246	Pesi strutturali	0	869.7	0	0	0	0
1675	246	carichi variabili	0	835.8	0	0	0	0	1676	296	Pesi strutturali	0	1.1E3	0	0	0	0
1677	296	carichi variabili	0	835.8	0	0	0	0	1678	346	Pesi strutturali	0	1.3E3	0	0	0	0
1679	346	carichi variabili	0	835.8	0	0	0	0	1680	396	Pesi strutturali	0	1.5E3	0	0	0	0
1681	396	carichi variabili	0	835.8	0	0	0	0	1682	446	Pesi strutturali	0	1.5E3	0	0	0	0
1683	446	carichi variabili	0	734.9	0	0	0	0	1684	601	Pesi strutturali	0	697.4	0	0	0	0
1685	601	carichi variabili	0	317	0	0	0	0	1686	14	Pesi strutturali	0	268.9	0	0	0	0
1687	197	Pesi strutturali	0	648.4	0	0	0	0	1688	14	carichi variabili	0	417.9	0	0	0	0
1689	197	carichi variabili	0	835.8	0	0	0	0	1690	247	Pesi strutturali	0	869.7	0	0	0	0
1691	247	carichi variabili	0	835.8	0	0	0	0	1692	297	Pesi strutturali	0	1.1E3	0	0	0	0
1693	297	carichi variabili	0	835.8	0	0	0	0	1694	347	Pesi strutturali	0	1.3E3	0	0	0	0
1695	347	carichi variabili	0	835.8	0	0	0	0	1696	397	Pesi strutturali	0	1.5E3	0	0	0	0
1697	397	carichi variabili	0	835.8	0	0	0	0	1698	447	Pesi strutturali	0	1.5E3	0	0	0	0
1699	447	carichi variabili	0	734.9	0	0	0	0	1700	602	Pesi strutturali	0	697.4	0	0	0	0
1701	602	carichi variabili	0	317	0	0	0	0	1702	15	Pesi strutturali	0	134.5	0	0	0	0
1703	198	Pesi strutturali	0	324.2	0	0	0	0	1704	15	carichi variabili	0	209	0	0	0	0
1705	198	carichi variabili	0	417.9	0	0	0	0	1706	248	Pesi strutturali	0	434.8	0	0	0	0
1707	248	carichi variabili	0	417.9	0	0	0	0	1708	298	Pesi strutturali	0	545.4	0	0	0	0

**PIAZZALE TRIAGE-FABBRICATO-ALLEGATO
ALLA REL. PREDIMENSIONAMENTO
STRUTTURE**

Codice documento
SF0272_F0

<i>Rev</i>	<i>Data</i>
F0	20/06/2011

Indice	Nodo	Condizione	Fx	Fy	Fz	Mx	My	Mz	Indice	Nodo	Condizione	Fx	Fy	Fz	Mx	My	Mz
1709	298	carichi variabili	0	417.9	0	0	0	0	1710	348	Pesi strutturali	0	656.1	0	0	0	0
1711	348	carichi variabili	0	417.9	0	0	0	0	1712	398	Pesi strutturali	0	766.7	0	0	0	0
1713	398	carichi variabili	0	417.9	0	0	0	0	1714	448	Pesi strutturali	0	759.7	0	0	0	0
1715	448	carichi variabili	0	367.5	0	0	0	0	1716	603	Pesi strutturali	0	348.7	0	0	0	0
1717	603	carichi variabili	0	158.5	0	0	0	0	1718	603	carichi variabili	0	0	-52.5	0	0	0
1719	681	carichi variabili	0	0	-1.1E2	0	0	0	1720	680	carichi variabili	0	0	-2.1E2	0	0	0
1721	602	carichi variabili	0	0	-1.1E2	0	0	0	1722	679	carichi variabili	0	0	-2.1E2	0	0	0
1723	601	carichi variabili	0	0	-1.1E2	0	0	0	1724	678	carichi variabili	0	0	-2.1E2	0	0	0
1725	600	carichi variabili	0	0	-1.1E2	0	0	0	1726	677	carichi variabili	0	0	-1.1E2	0	0	0
1727	599	carichi variabili	0	0	-52.5	0	0	0	1728	759	carichi variabili	0	0	-1.1E2	0	0	0
1729	758	carichi variabili	0	0	-2.1E2	0	0	0	1730	757	carichi variabili	0	0	-2.1E2	0	0	0
1731	756	carichi variabili	0	0	-2.1E2	0	0	0	1732	755	carichi variabili	0	0	-1.1E2	0	0	0
1733	837	carichi variabili	0	0	-1.1E2	0	0	0	1734	836	carichi variabili	0	0	-2.1E2	0	0	0
1735	835	carichi variabili	0	0	-2.1E2	0	0	0	1736	834	carichi variabili	0	0	-2.1E2	0	0	0
1737	833	carichi variabili	0	0	-1.1E2	0	0	0	1738	915	carichi variabili	0	0	-1.1E2	0	0	0
1739	914	carichi variabili	0	0	-2.1E2	0	0	0	1740	913	carichi variabili	0	0	-2.1E2	0	0	0
1741	912	carichi variabili	0	0	-2.1E2	0	0	0	1742	911	carichi variabili	0	0	-1.1E2	0	0	0
1743	993	carichi variabili	0	0	-1.1E2	0	0	0	1744	992	carichi variabili	0	0	-2.1E2	0	0	0
1745	991	carichi variabili	0	0	-2.1E2	0	0	0	1746	990	carichi variabili	0	0	-2.1E2	0	0	0
1747	989	carichi variabili	0	0	-1.1E2	0	0	0	1748	1072	carichi variabili	0	0	-1.1E2	0	0	0
1749	1071	carichi variabili	0	0	-2.1E2	0	0	0	1750	1070	carichi variabili	0	0	-2.1E2	0	0	0
1751	1069	carichi variabili	0	0	-2.1E2	0	0	0	1752	1068	carichi variabili	0	0	-1.1E2	0	0	0
1753	1150	carichi variabili	0	0	-1.1E2	0	0	0	1754	1149	carichi variabili	0	0	-2.1E2	0	0	0
1755	1148	carichi variabili	0	0	-2.1E2	0	0	0	1756	1147	carichi variabili	0	0	-2.1E2	0	0	0
1757	1146	carichi variabili	0	0	-1.1E2	0	0	0	1758	1228	carichi variabili	0	0	-1.1E2	0	0	0
1759	1227	carichi variabili	0	0	-2.1E2	0	0	0	1760	1226	carichi variabili	0	0	-2.1E2	0	0	0
1761	1225	carichi variabili	0	0	-2.1E2	0	0	0	1762	1224	carichi variabili	0	0	-1.1E2	0	0	0

**PIAZZALE TRIAGE-FABBRICATO-ALLEGATO
ALLA REL. PREDIMENSIONAMENTO
STRUTTURE**

Codice documento
SF0272_F0

<i>Rev</i>	<i>Data</i>
F0	20/06/2011

Indice	Nodo	Condizione	Fx	Fy	Fz	Mx	My	Mz	Indice	Nodo	Condizione	Fx	Fy	Fz	Mx	My	Mz
1763	1306	carichi variabili	0	0	-1.1E2	0	0	0	1764	1305	carichi variabili	0	0	-2.1E2	0	0	0
1765	1304	carichi variabili	0	0	-2.1E2	0	0	0	1766	1303	carichi variabili	0	0	-2.1E2	0	0	0
1767	1302	carichi variabili	0	0	-1.1E2	0	0	0	1768	1384	carichi variabili	0	0	-1.1E2	0	0	0
1769	1383	carichi variabili	0	0	-2.1E2	0	0	0	1770	1382	carichi variabili	0	0	-2.1E2	0	0	0
1771	1381	carichi variabili	0	0	-2.1E2	0	0	0	1772	1380	carichi variabili	0	0	-1.1E2	0	0	0
1773	1462	carichi variabili	0	0	-1.1E2	0	0	0	1774	1461	carichi variabili	0	0	-2.1E2	0	0	0
1775	1460	carichi variabili	0	0	-2.1E2	0	0	0	1776	1459	carichi variabili	0	0	-2.1E2	0	0	0
1777	1458	carichi variabili	0	0	-1.1E2	0	0	0	1778	1540	carichi variabili	0	0	-52.5	0	0	0
1779	1539	carichi variabili	0	0	-1.1E2	0	0	0	1780	1538	carichi variabili	0	0	-1.1E2	0	0	0
1781	1537	carichi variabili	0	0	-1.1E2	0	0	0	1782	1536	carichi variabili	0	0	-52.5	0	0	0
1783	3128	Pesi strutturali	0	0	-1.7E3	0	0	0	1784	3128	carichi variabili	0	0	-5.0E2	0	0	0
1785	3129	Pesi strutturali	0	0	-1.7E3	0	0	0	1786	3129	carichi variabili	0	0	-5.0E2	0	0	0
1787	3130	Pesi strutturali	0	0	-1.7E3	0	0	0	1788	3130	carichi variabili	0	0	-5.0E2	0	0	0
1789	3131	Pesi strutturali	0	0	-8.5E2	0	0	0	1790	3131	carichi variabili	0	0	-2.5E2	0	0	0
1791	2989	Pesi strutturali	0	0	-8.5E2	0	0	0	1792	2989	carichi variabili	0	0	-2.5E2	0	0	0
1793	2988	Pesi strutturali	0	0	-1.7E3	0	0	0	1794	2988	carichi variabili	0	0	-5.0E2	0	0	0
1795	2987	Pesi strutturali	0	0	-1.7E3	0	0	0	1796	2987	carichi variabili	0	0	-5.0E2	0	0	0
1797	2986	Pesi strutturali	0	0	-1.7E3	0	0	0	1798	2986	carichi variabili	0	0	-5.0E2	0	0	0
1799	1056	Rig. Ux	1	0	0	0	0	0	1800	1056	Rig. Uy	0	1	0	0	0	0
1801	1056	Rig. Rz	0	0	0	0	0	1	1802	1628	Sisma X SLV	9.6	0	0	0	0	0
1803	1628	Sisma Y SLV	0	9.6	0	0	0	0	1804	1628	Sisma X SLO	7.1	0	0	0	0	0
1805	1628	Sisma Y SLO	0	7.1	0	0	0	0	1806	1629	Sisma X SLV	9.6	0	0	0	0	0
1807	1629	Sisma Y SLV	0	9.6	0	0	0	0	1808	1629	Sisma X SLO	7.1	0	0	0	0	0
1809	1629	Sisma Y SLO	0	7.1	0	0	0	0	1810	1630	Sisma X SLV	9.6	0	0	0	0	0
1811	1630	Sisma Y SLV	0	9.6	0	0	0	0	1812	1630	Sisma X SLO	7.1	0	0	0	0	0
1813	1630	Sisma Y SLO	0	7.1	0	0	0	0	1814	1631	Sisma X SLV	9.6	0	0	0	0	0
1815	1631	Sisma Y SLV	0	9.6	0	0	0	0	1816	1631	Sisma X SLO	7.1	0	0	0	0	0
1817	1631	Sisma Y SLO	0	7.1	0	0	0	0	1818	1632	Sisma X SLV	9.6	0	0	0	0	0

**PIAZZALE TRIAGE-FABBRICATO-ALLEGATO
ALLA REL. PREDIMENSIONAMENTO
STRUTTURE**

Codice documento
SF0272_F0

<i>Rev</i>	<i>Data</i>
F0	20/06/2011

Indice	Nodo	Condizione	Fx	Fy	Fz	Mx	My	Mz	Indice	Nodo	Condizione	Fx	Fy	Fz	Mx	My	Mz
1819	1632	Sisma Y SLV	0	9.6	0	0	0	0	1820	1632	Sisma X SLO	7.1	0	0	0	0	0
1821	1632	Sisma Y SLO	0	7.1	0	0	0	0	1822	1633	Sisma X SLV	9.6	0	0	0	0	0
1823	1633	Sisma Y SLV	0	9.6	0	0	0	0	1824	1633	Sisma X SLO	7.2	0	0	0	0	0
1825	1633	Sisma Y SLO	0	7.2	0	0	0	0	1826	1634	Sisma X SLV	9.7	0	0	0	0	0
1827	1634	Sisma Y SLV	0	9.7	0	0	0	0	1828	1634	Sisma X SLO	7.2	0	0	0	0	0
1829	1634	Sisma Y SLO	0	7.2	0	0	0	0	1830	1635	Sisma X SLV	9.7	0	0	0	0	0
1831	1635	Sisma Y SLV	0	9.7	0	0	0	0	1832	1635	Sisma X SLO	7.2	0	0	0	0	0
1833	1635	Sisma Y SLO	0	7.2	0	0	0	0	1834	1636	Sisma X SLV	9.7	0	0	0	0	0
1835	1636	Sisma Y SLV	0	9.7	0	0	0	0	1836	1636	Sisma X SLO	7.2	0	0	0	0	0
1837	1636	Sisma Y SLO	0	7.2	0	0	0	0	1838	1637	Sisma X SLV	9.7	0	0	0	0	0
1839	1637	Sisma Y SLV	0	9.7	0	0	0	0	1840	1637	Sisma X SLO	7.2	0	0	0	0	0
1841	1637	Sisma Y SLO	0	7.2	0	0	0	0	1842	1638	Sisma X SLV	9.7	0	0	0	0	0
1843	1638	Sisma Y SLV	0	9.7	0	0	0	0	1844	1638	Sisma X SLO	7.2	0	0	0	0	0
1845	1638	Sisma Y SLO	0	7.2	0	0	0	0	1846	1639	Sisma X SLV	9.7	0	0	0	0	0
1847	1639	Sisma Y SLV	0	9.7	0	0	0	0	1848	1639	Sisma X SLO	7.2	0	0	0	0	0
1849	1639	Sisma Y SLO	0	7.2	0	0	0	0	1850	1640	Sisma X SLV	9.2	0	0	0	0	0
1851	1640	Sisma Y SLV	0	9.2	0	0	0	0	1852	1640	Sisma X SLO	6.8	0	0	0	0	0
1853	1640	Sisma Y SLO	0	6.8	0	0	0	0	1854	1641	Sisma X SLV	8.7	0	0	0	0	0
1855	1641	Sisma Y SLV	0	8.7	0	0	0	0	1856	1641	Sisma X SLO	6.5	0	0	0	0	0
1857	1641	Sisma Y SLO	0	6.5	0	0	0	0	1858	1642	Sisma X SLV	8.7	0	0	0	0	0
1859	1642	Sisma Y SLV	0	8.7	0	0	0	0	1860	1642	Sisma X SLO	6.5	0	0	0	0	0
1861	1642	Sisma Y SLO	0	6.5	0	0	0	0	1862	1643	Sisma X SLV	8.7	0	0	0	0	0
1863	1643	Sisma Y SLV	0	8.7	0	0	0	0	1864	1643	Sisma X SLO	6.5	0	0	0	0	0
1865	1643	Sisma Y SLO	0	6.5	0	0	0	0	1866	1644	Sisma X SLV	8.7	0	0	0	0	0
1867	1644	Sisma Y SLV	0	8.7	0	0	0	0	1868	1644	Sisma X SLO	6.5	0	0	0	0	0
1869	1644	Sisma Y SLO	0	6.5	0	0	0	0	1870	1645	Sisma X SLV	8.7	0	0	0	0	0
1871	1645	Sisma Y SLV	0	8.7	0	0	0	0	1872	1645	Sisma X SLO	6.5	0	0	0	0	0

**PIAZZALE TRIAGE-FABBRICATO-ALLEGATO
ALLA REL. PREDIMENSIONAMENTO
STRUTTURE**

Codice documento
SF0272_F0

<i>Rev</i>	<i>Data</i>
F0	20/06/2011

Indice	Nodo	Condizione	Fx	Fy	Fz	Mx	My	Mz	Indice	Nodo	Condizione	Fx	Fy	Fz	Mx	My	Mz
1873	1645	Sisma Y SLO	0	6.5	0	0	0	0	1874	1646	Sisma X SLV	8.7	0	0	0	0	0
1875	1646	Sisma Y SLV	0	8.7	0	0	0	0	1876	1646	Sisma X SLO	6.5	0	0	0	0	0
1877	1646	Sisma Y SLO	0	6.5	0	0	0	0	1878	1647	Sisma X SLV	8.7	0	0	0	0	0
1879	1647	Sisma Y SLV	0	8.7	0	0	0	0	1880	1647	Sisma X SLO	6.5	0	0	0	0	0
1881	1647	Sisma Y SLO	0	6.5	0	0	0	0	1882	1648	Sisma X SLV	8.7	0	0	0	0	0
1883	1648	Sisma Y SLV	0	8.7	0	0	0	0	1884	1648	Sisma X SLO	6.5	0	0	0	0	0
1885	1648	Sisma Y SLO	0	6.5	0	0	0	0	1886	1649	Sisma X SLV	8.7	0	0	0	0	0
1887	1649	Sisma Y SLV	0	8.7	0	0	0	0	1888	1649	Sisma X SLO	6.5	0	0	0	0	0
1889	1649	Sisma Y SLO	0	6.5	0	0	0	0	1890	1650	Sisma X SLV	8.7	0	0	0	0	0
1891	1650	Sisma Y SLV	0	8.7	0	0	0	0	1892	1650	Sisma X SLO	6.5	0	0	0	0	0
1893	1650	Sisma Y SLO	0	6.5	0	0	0	0	1894	1651	Sisma X SLV	8.7	0	0	0	0	0
1895	1651	Sisma Y SLV	0	8.7	0	0	0	0	1896	1651	Sisma X SLO	6.5	0	0	0	0	0
1897	1651	Sisma Y SLO	0	6.5	0	0	0	0	1898	1652	Sisma X SLV	8.7	0	0	0	0	0
1899	1652	Sisma Y SLV	0	8.7	0	0	0	0	1900	1652	Sisma X SLO	6.5	0	0	0	0	0
1901	1652	Sisma Y SLO	0	6.5	0	0	0	0	1902	1653	Sisma X SLV	8.7	0	0	0	0	0
1903	1653	Sisma Y SLV	0	8.7	0	0	0	0	1904	1653	Sisma X SLO	6.5	0	0	0	0	0
1905	1653	Sisma Y SLO	0	6.5	0	0	0	0	1906	1654	Sisma X SLV	8.7	0	0	0	0	0
1907	1654	Sisma Y SLV	0	8.7	0	0	0	0	1908	1654	Sisma X SLO	6.5	0	0	0	0	0
1909	1654	Sisma Y SLO	0	6.5	0	0	0	0	1910	1655	Sisma X SLV	8.7	0	0	0	0	0
1911	1655	Sisma Y SLV	0	8.7	0	0	0	0	1912	1655	Sisma X SLO	6.5	0	0	0	0	0
1913	1655	Sisma Y SLO	0	6.5	0	0	0	0	1914	1656	Sisma X SLV	8.7	0	0	0	0	0
1915	1656	Sisma Y SLV	0	8.7	0	0	0	0	1916	1656	Sisma X SLO	6.5	0	0	0	0	0
1917	1656	Sisma Y SLO	0	6.5	0	0	0	0	1918	1657	Sisma X SLV	8.7	0	0	0	0	0
1919	1657	Sisma Y SLV	0	8.7	0	0	0	0	1920	1657	Sisma X SLO	6.5	0	0	0	0	0
1921	1657	Sisma Y SLO	0	6.5	0	0	0	0	1922	1658	Sisma X SLV	8.7	0	0	0	0	0
1923	1658	Sisma Y SLV	0	8.7	0	0	0	0	1924	1658	Sisma X SLO	6.5	0	0	0	0	0
1925	1658	Sisma Y SLO	0	6.5	0	0	0	0	1926	1659	Sisma X SLV	8.7	0	0	0	0	0

**PIAZZALE TRIAGE-FABBRICATO-ALLEGATO
ALLA REL. PREDIMENSIONAMENTO
STRUTTURE**

Codice documento
SF0272_F0

<i>Rev</i>	<i>Data</i>
F0	20/06/2011

Indice	Nodo	Condizione	Fx	Fy	Fz	Mx	My	Mz	Indice	Nodo	Condizione	Fx	Fy	Fz	Mx	My	Mz
1927	1659	Sisma Y SLV	0	8.7	0	0	0	0	1928	1659	Sisma X SLO	6.5	0	0	0	0	0
1929	1659	Sisma Y SLO	0	6.5	0	0	0	0	1930	1660	Sisma X SLV	8.7	0	0	0	0	0
1931	1660	Sisma Y SLV	0	8.7	0	0	0	0	1932	1660	Sisma X SLO	6.5	0	0	0	0	0
1933	1660	Sisma Y SLO	0	6.5	0	0	0	0	1934	1661	Sisma X SLV	13.2	0	0	0	0	0
1935	1661	Sisma Y SLV	0	13.2	0	0	0	0	1936	1661	Sisma X SLO	9.9	0	0	0	0	0
1937	1661	Sisma Y SLO	0	9.9	0	0	0	0	1938	1662	Sisma X SLV	9.4	0	0	0	0	0
1939	1662	Sisma Y SLV	0	9.4	0	0	0	0	1940	1662	Sisma X SLO	7	0	0	0	0	0
1941	1662	Sisma Y SLO	0	7	0	0	0	0	1942	1663	Sisma X SLV	9.4	0	0	0	0	0
1943	1663	Sisma Y SLV	0	9.4	0	0	0	0	1944	1663	Sisma X SLO	7	0	0	0	0	0
1945	1663	Sisma Y SLO	0	7	0	0	0	0	1946	1664	Sisma X SLV	9.4	0	0	0	0	0
1947	1664	Sisma Y SLV	0	9.4	0	0	0	0	1948	1664	Sisma X SLO	7	0	0	0	0	0
1949	1664	Sisma Y SLO	0	7	0	0	0	0	1950	1665	Sisma X SLV	9.4	0	0	0	0	0
1951	1665	Sisma Y SLV	0	9.4	0	0	0	0	1952	1665	Sisma X SLO	7	0	0	0	0	0
1953	1665	Sisma Y SLO	0	7	0	0	0	0	1954	1666	Sisma X SLV	9.4	0	0	0	0	0
1955	1666	Sisma Y SLV	0	9.4	0	0	0	0	1956	1666	Sisma X SLO	7	0	0	0	0	0
1957	1666	Sisma Y SLO	0	7	0	0	0	0	1958	1667	Sisma X SLV	4.7	0	0	0	0	0
1959	1667	Sisma Y SLV	0	4.7	0	0	0	0	1960	1667	Sisma X SLO	3.5	0	0	0	0	0
1961	1667	Sisma Y SLO	0	3.5	0	0	0	0	1962	1668	Sisma X SLV	9.5	0	0	0	0	0
1963	1668	Sisma Y SLV	0	9.5	0	0	0	0	1964	1668	Sisma X SLO	7.1	0	0	0	0	0
1965	1668	Sisma Y SLO	0	7.1	0	0	0	0	1966	1669	Sisma X SLV	9.4	0	0	0	0	0
1967	1669	Sisma Y SLV	0	9.4	0	0	0	0	1968	1669	Sisma X SLO	7	0	0	0	0	0
1969	1669	Sisma Y SLO	0	7	0	0	0	0	1970	1670	Sisma X SLV	9.4	0	0	0	0	0
1971	1670	Sisma Y SLV	0	9.4	0	0	0	0	1972	1670	Sisma X SLO	7	0	0	0	0	0
1973	1670	Sisma Y SLO	0	7	0	0	0	0	1974	1671	Sisma X SLV	9.4	0	0	0	0	0
1975	1671	Sisma Y SLV	0	9.4	0	0	0	0	1976	1671	Sisma X SLO	7	0	0	0	0	0
1977	1671	Sisma Y SLO	0	7	0	0	0	0	1978	1672	Sisma X SLV	9.6	0	0	0	0	0
1979	1672	Sisma Y SLV	0	9.6	0	0	0	0	1980	1672	Sisma X SLO	7.2	0	0	0	0	0

**PIAZZALE TRIAGE-FABBRICATO-ALLEGATO
ALLA REL. PREDIMENSIONAMENTO
STRUTTURE**

Codice documento
SF0272_F0

<i>Rev</i>	<i>Data</i>
F0	20/06/2011

Indice	Nodo	Condizione	Fx	Fy	Fz	Mx	My	Mz	Indice	Nodo	Condizione	Fx	Fy	Fz	Mx	My	Mz
1981	1672	Sisma Y SLO	0	7.2	0	0	0	0	1982	1673	Sisma X SLV	9.8	0	0	0	0	0
1983	1673	Sisma Y SLV	0	9.8	0	0	0	0	1984	1673	Sisma X SLO	7.3	0	0	0	0	0
1985	1673	Sisma Y SLO	0	7.3	0	0	0	0	1986	1674	Sisma X SLV	9.8	0	0	0	0	0
1987	1674	Sisma Y SLV	0	9.8	0	0	0	0	1988	1674	Sisma X SLO	7.3	0	0	0	0	0
1989	1674	Sisma Y SLO	0	7.3	0	0	0	0	1990	1675	Sisma X SLV	9.8	0	0	0	0	0
1991	1675	Sisma Y SLV	0	9.8	0	0	0	0	1992	1675	Sisma X SLO	7.3	0	0	0	0	0
1993	1675	Sisma Y SLO	0	7.3	0	0	0	0	1994	1676	Sisma X SLV	9.8	0	0	0	0	0
1995	1676	Sisma Y SLV	0	9.8	0	0	0	0	1996	1676	Sisma X SLO	7.3	0	0	0	0	0
1997	1676	Sisma Y SLO	0	7.3	0	0	0	0	1998	1677	Sisma X SLV	10	0	0	0	0	0
1999	1677	Sisma Y SLV	0	10	0	0	0	0	2000	1677	Sisma X SLO	7.5	0	0	0	0	0
2001	1677	Sisma Y SLO	0	7.5	0	0	0	0	2002	1678	Sisma X SLV	10.2	0	0	0	0	0
2003	1678	Sisma Y SLV	0	10.2	0	0	0	0	2004	1678	Sisma X SLO	7.6	0	0	0	0	0
2005	1678	Sisma Y SLO	0	7.6	0	0	0	0	2006	1679	Sisma X SLV	10.2	0	0	0	0	0
2007	1679	Sisma Y SLV	0	10.2	0	0	0	0	2008	1679	Sisma X SLO	7.6	0	0	0	0	0
2009	1679	Sisma Y SLO	0	7.6	0	0	0	0	2010	1680	Sisma X SLV	10.2	0	0	0	0	0
2011	1680	Sisma Y SLV	0	10.2	0	0	0	0	2012	1680	Sisma X SLO	7.6	0	0	0	0	0
2013	1680	Sisma Y SLO	0	7.6	0	0	0	0	2014	1681	Sisma X SLV	9.9	0	0	0	0	0
2015	1681	Sisma Y SLV	0	9.9	0	0	0	0	2016	1681	Sisma X SLO	7.4	0	0	0	0	0
2017	1681	Sisma Y SLO	0	7.4	0	0	0	0	2018	1682	Sisma X SLV	4.7	0	0	0	0	0
2019	1682	Sisma Y SLV	0	4.7	0	0	0	0	2020	1682	Sisma X SLO	3.5	0	0	0	0	0
2021	1682	Sisma Y SLO	0	3.5	0	0	0	0	2022	1683	Sisma X SLV	9.4	0	0	0	0	0
2023	1683	Sisma Y SLV	0	9.4	0	0	0	0	2024	1683	Sisma X SLO	7	0	0	0	0	0
2025	1683	Sisma Y SLO	0	7	0	0	0	0	2026	1684	Sisma X SLV	9.4	0	0	0	0	0
2027	1684	Sisma Y SLV	0	9.4	0	0	0	0	2028	1684	Sisma X SLO	7	0	0	0	0	0
2029	1684	Sisma Y SLO	0	7	0	0	0	0	2030	1685	Sisma X SLV	9.4	0	0	0	0	0
2031	1685	Sisma Y SLV	0	9.4	0	0	0	0	2032	1685	Sisma X SLO	7	0	0	0	0	0
2033	1685	Sisma Y SLO	0	7	0	0	0	0	2034	1686	Sisma X SLV	9.4	0	0	0	0	0

**PIAZZALE TRIAGE-FABBRICATO-ALLEGATO
ALLA REL. PREDIMENSIONAMENTO
STRUTTURE**

Codice documento
SF0272_F0

<i>Rev</i>	<i>Data</i>
F0	20/06/2011

Indice	Nodo	Condizione	Fx	Fy	Fz	Mx	My	Mz	Indice	Nodo	Condizione	Fx	Fy	Fz	Mx	My	Mz
2035	1686	Sisma Y SLV	0	9.4	0	0	0	0	2036	1686	Sisma X SLO	7	0	0	0	0	0
2037	1686	Sisma Y SLO	0	7	0	0	0	0	2038	1687	Sisma X SLV	9.4	0	0	0	0	0
2039	1687	Sisma Y SLV	0	9.4	0	0	0	0	2040	1687	Sisma X SLO	7	0	0	0	0	0
2041	1687	Sisma Y SLO	0	7	0	0	0	0	2042	1688	Sisma X SLV	9.4	0	0	0	0	0
2043	1688	Sisma Y SLV	0	9.4	0	0	0	0	2044	1688	Sisma X SLO	7	0	0	0	0	0
2045	1688	Sisma Y SLO	0	7	0	0	0	0	2046	1689	Sisma X SLV	13.6	0	0	0	0	0
2047	1689	Sisma Y SLV	0	13.6	0	0	0	0	2048	1689	Sisma X SLO	10.1	0	0	0	0	0
2049	1689	Sisma Y SLO	0	10.1	0	0	0	0	2050	1690	Sisma X SLV	9.4	0	0	0	0	0
2051	1690	Sisma Y SLV	0	9.4	0	0	0	0	2052	1690	Sisma X SLO	7	0	0	0	0	0
2053	1690	Sisma Y SLO	0	7	0	0	0	0	2054	1691	Sisma X SLV	9.4	0	0	0	0	0
2055	1691	Sisma Y SLV	0	9.4	0	0	0	0	2056	1691	Sisma X SLO	7	0	0	0	0	0
2057	1691	Sisma Y SLO	0	7	0	0	0	0	2058	1692	Sisma X SLV	9.4	0	0	0	0	0
2059	1692	Sisma Y SLV	0	9.4	0	0	0	0	2060	1692	Sisma X SLO	7	0	0	0	0	0
2061	1692	Sisma Y SLO	0	7	0	0	0	0	2062	1693	Sisma X SLV	9.4	0	0	0	0	0
2063	1693	Sisma Y SLV	0	9.4	0	0	0	0	2064	1693	Sisma X SLO	7	0	0	0	0	0
2065	1693	Sisma Y SLO	0	7	0	0	0	0	2066	1694	Sisma X SLV	9.4	0	0	0	0	0
2067	1694	Sisma Y SLV	0	9.4	0	0	0	0	2068	1694	Sisma X SLO	7	0	0	0	0	0
2069	1694	Sisma Y SLO	0	7	0	0	0	0	2070	1695	Sisma X SLV	9.4	0	0	0	0	0
2071	1695	Sisma Y SLV	0	9.4	0	0	0	0	2072	1695	Sisma X SLO	7	0	0	0	0	0
2073	1695	Sisma Y SLO	0	7	0	0	0	0	2074	1696	Sisma X SLV	9.3	0	0	0	0	0
2075	1696	Sisma Y SLV	0	9.3	0	0	0	0	2076	1696	Sisma X SLO	6.9	0	0	0	0	0
2077	1696	Sisma Y SLO	0	6.9	0	0	0	0	2078	1697	Sisma X SLV	9.2	0	0	0	0	0
2079	1697	Sisma Y SLV	0	9.2	0	0	0	0	2080	1697	Sisma X SLO	6.9	0	0	0	0	0
2081	1697	Sisma Y SLO	0	6.9	0	0	0	0	2082	1698	Sisma X SLV	9.2	0	0	0	0	0
2083	1698	Sisma Y SLV	0	9.2	0	0	0	0	2084	1698	Sisma X SLO	6.9	0	0	0	0	0
2085	1698	Sisma Y SLO	0	6.9	0	0	0	0	2086	1699	Sisma X SLV	9.2	0	0	0	0	0
2087	1699	Sisma Y SLV	0	9.2	0	0	0	0	2088	1699	Sisma X SLO	6.9	0	0	0	0	0

**PIAZZALE TRIAGE-FABBRICATO-ALLEGATO
ALLA REL. PREDIMENSIONAMENTO
STRUTTURE**

Codice documento
SF0272_F0

<i>Rev</i>	<i>Data</i>
F0	20/06/2011

Indice	Nodo	Condizione	Fx	Fy	Fz	Mx	My	Mz	Indice	Nodo	Condizione	Fx	Fy	Fz	Mx	My	Mz
2089	1699	Sisma Y SLO	0	6.9	0	0	0	0	2090	1700	Sisma X SLV	9.2	0	0	0	0	0
2091	1700	Sisma Y SLV	0	9.2	0	0	0	0	2092	1700	Sisma X SLO	6.9	0	0	0	0	0
2093	1700	Sisma Y SLO	0	6.9	0	0	0	0	2094	1701	Sisma X SLV	9.2	0	0	0	0	0
2095	1701	Sisma Y SLV	0	9.2	0	0	0	0	2096	1701	Sisma X SLO	6.9	0	0	0	0	0
2097	1701	Sisma Y SLO	0	6.9	0	0	0	0	2098	1702	Sisma X SLV	9.2	0	0	0	0	0
2099	1702	Sisma Y SLV	0	9.2	0	0	0	0	2100	1702	Sisma X SLO	6.9	0	0	0	0	0
2101	1702	Sisma Y SLO	0	6.9	0	0	0	0	2102	1703	Sisma X SLV	9.4	0	0	0	0	0
2103	1703	Sisma Y SLV	0	9.4	0	0	0	0	2104	1703	Sisma X SLO	7	0	0	0	0	0
2105	1703	Sisma Y SLO	0	7	0	0	0	0	2106	1704	Sisma X SLV	9.5	0	0	0	0	0
2107	1704	Sisma Y SLV	0	9.5	0	0	0	0	2108	1704	Sisma X SLO	7.1	0	0	0	0	0
2109	1704	Sisma Y SLO	0	7.1	0	0	0	0	2110	1705	Sisma X SLV	8.4	0	0	0	0	0
2111	1705	Sisma Y SLV	0	8.4	0	0	0	0	2112	1705	Sisma X SLO	6.2	0	0	0	0	0
2113	1705	Sisma Y SLO	0	6.2	0	0	0	0	2114	1706	Sisma X SLV	9.5	0	0	0	0	0
2115	1706	Sisma Y SLV	0	9.5	0	0	0	0	2116	1706	Sisma X SLO	7.1	0	0	0	0	0
2117	1706	Sisma Y SLO	0	7.1	0	0	0	0	2118	1707	Sisma X SLV	9.5	0	0	0	0	0
2119	1707	Sisma Y SLV	0	9.5	0	0	0	0	2120	1707	Sisma X SLO	7.1	0	0	0	0	0
2121	1707	Sisma Y SLO	0	7.1	0	0	0	0	2122	1708	Sisma X SLV	8.4	0	0	0	0	0
2123	1708	Sisma Y SLV	0	8.4	0	0	0	0	2124	1708	Sisma X SLO	6.2	0	0	0	0	0
2125	1708	Sisma Y SLO	0	6.2	0	0	0	0	2126	1709	Sisma X SLV	9.5	0	0	0	0	0
2127	1709	Sisma Y SLV	0	9.5	0	0	0	0	2128	1709	Sisma X SLO	7.1	0	0	0	0	0
2129	1709	Sisma Y SLO	0	7.1	0	0	0	0	2130	1710	Sisma X SLV	9.5	0	0	0	0	0
2131	1710	Sisma Y SLV	0	9.5	0	0	0	0	2132	1710	Sisma X SLO	7.1	0	0	0	0	0
2133	1710	Sisma Y SLO	0	7.1	0	0	0	0	2134	1711	Sisma X SLV	8.4	0	0	0	0	0
2135	1711	Sisma Y SLV	0	8.4	0	0	0	0	2136	1711	Sisma X SLO	6.2	0	0	0	0	0
2137	1711	Sisma Y SLO	0	6.2	0	0	0	0	2138	1712	Sisma X SLV	9.5	0	0	0	0	0
2139	1712	Sisma Y SLV	0	9.5	0	0	0	0	2140	1712	Sisma X SLO	7.1	0	0	0	0	0
2141	1712	Sisma Y SLO	0	7.1	0	0	0	0	2142	1713	Sisma X SLV	9.5	0	0	0	0	0

**PIAZZALE TRIAGE-FABBRICATO-ALLEGATO
ALLA REL. PREDIMENSIONAMENTO
STRUTTURE**

Codice documento
SF0272_F0

<i>Rev</i>	<i>Data</i>
F0	20/06/2011

Indice	Nodo	Condizione	Fx	Fy	Fz	Mx	My	Mz	Indice	Nodo	Condizione	Fx	Fy	Fz	Mx	My	Mz
2143	1713	Sisma Y SLV	0	9.5	0	0	0	0	2144	1713	Sisma X SLO	7.1	0	0	0	0	0
2145	1713	Sisma Y SLO	0	7.1	0	0	0	0	2146	1714	Sisma X SLV	8.4	0	0	0	0	0
2147	1714	Sisma Y SLV	0	8.4	0	0	0	0	2148	1714	Sisma X SLO	6.2	0	0	0	0	0
2149	1714	Sisma Y SLO	0	6.2	0	0	0	0	2150	1715	Sisma X SLV	9.5	0	0	0	0	0
2151	1715	Sisma Y SLV	0	9.5	0	0	0	0	2152	1715	Sisma X SLO	7.1	0	0	0	0	0
2153	1715	Sisma Y SLO	0	7.1	0	0	0	0	2154	1716	Sisma X SLV	9.5	0	0	0	0	0
2155	1716	Sisma Y SLV	0	9.5	0	0	0	0	2156	1716	Sisma X SLO	7.1	0	0	0	0	0
2157	1716	Sisma Y SLO	0	7.1	0	0	0	0	2158	1717	Sisma X SLV	8.4	0	0	0	0	0
2159	1717	Sisma Y SLV	0	8.4	0	0	0	0	2160	1717	Sisma X SLO	6.2	0	0	0	0	0
2161	1717	Sisma Y SLO	0	6.2	0	0	0	0	2162	1718	Sisma X SLV	9.5	0	0	0	0	0
2163	1718	Sisma Y SLV	0	9.5	0	0	0	0	2164	1718	Sisma X SLO	7.1	0	0	0	0	0
2165	1718	Sisma Y SLO	0	7.1	0	0	0	0	2166	1719	Sisma X SLV	9.5	0	0	0	0	0
2167	1719	Sisma Y SLV	0	9.5	0	0	0	0	2168	1719	Sisma X SLO	7.1	0	0	0	0	0
2169	1719	Sisma Y SLO	0	7.1	0	0	0	0	2170	1720	Sisma X SLV	8.4	0	0	0	0	0
2171	1720	Sisma Y SLV	0	8.4	0	0	0	0	2172	1720	Sisma X SLO	6.2	0	0	0	0	0
2173	1720	Sisma Y SLO	0	6.2	0	0	0	0	2174	1721	Sisma X SLV	9.5	0	0	0	0	0
2175	1721	Sisma Y SLV	0	9.5	0	0	0	0	2176	1721	Sisma X SLO	7.1	0	0	0	0	0
2177	1721	Sisma Y SLO	0	7.1	0	0	0	0	2178	1722	Sisma X SLV	9.5	0	0	0	0	0
2179	1722	Sisma Y SLV	0	9.5	0	0	0	0	2180	1722	Sisma X SLO	7.1	0	0	0	0	0
2181	1722	Sisma Y SLO	0	7.1	0	0	0	0	2182	1723	Sisma X SLV	8.4	0	0	0	0	0
2183	1723	Sisma Y SLV	0	8.4	0	0	0	0	2184	1723	Sisma X SLO	6.2	0	0	0	0	0
2185	1723	Sisma Y SLO	0	6.2	0	0	0	0	2186	1724	Sisma X SLV	9.5	0	0	0	0	0
2187	1724	Sisma Y SLV	0	9.5	0	0	0	0	2188	1724	Sisma X SLO	7.1	0	0	0	0	0
2189	1724	Sisma Y SLO	0	7.1	0	0	0	0	2190	1725	Sisma X SLV	9.5	0	0	0	0	0
2191	1725	Sisma Y SLV	0	9.5	0	0	0	0	2192	1725	Sisma X SLO	7.1	0	0	0	0	0
2193	1725	Sisma Y SLO	0	7.1	0	0	0	0	2194	1726	Sisma X SLV	8.4	0	0	0	0	0
2195	1726	Sisma Y SLV	0	8.4	0	0	0	0	2196	1726	Sisma X SLO	6.2	0	0	0	0	0

**PIAZZALE TRIAGE-FABBRICATO-ALLEGATO
ALLA REL. PREDIMENSIONAMENTO
STRUTTURE**

Codice documento
SF0272_F0

<i>Rev</i>	<i>Data</i>
F0	20/06/2011

Indice	Nodo	Condizione	Fx	Fy	Fz	Mx	My	Mz	Indice	Nodo	Condizione	Fx	Fy	Fz	Mx	My	Mz
2197	1726	Sisma Y SLO	0	6.2	0	0	0	0	2198	1727	Sisma X SLV	9.5	0	0	0	0	0
2199	1727	Sisma Y SLV	0	9.5	0	0	0	0	2200	1727	Sisma X SLO	7.1	0	0	0	0	0
2201	1727	Sisma Y SLO	0	7.1	0	0	0	0	2202	1728	Sisma X SLV	9.5	0	0	0	0	0
2203	1728	Sisma Y SLV	0	9.5	0	0	0	0	2204	1728	Sisma X SLO	7.1	0	0	0	0	0
2205	1728	Sisma Y SLO	0	7.1	0	0	0	0	2206	1729	Sisma X SLV	8.4	0	0	0	0	0
2207	1729	Sisma Y SLV	0	8.4	0	0	0	0	2208	1729	Sisma X SLO	6.2	0	0	0	0	0
2209	1729	Sisma Y SLO	0	6.2	0	0	0	0	2210	1730	Sisma X SLV	9.5	0	0	0	0	0
2211	1730	Sisma Y SLV	0	9.5	0	0	0	0	2212	1730	Sisma X SLO	7.1	0	0	0	0	0
2213	1730	Sisma Y SLO	0	7.1	0	0	0	0	2214	1731	Sisma X SLV	9.5	0	0	0	0	0
2215	1731	Sisma Y SLV	0	9.5	0	0	0	0	2216	1731	Sisma X SLO	7.1	0	0	0	0	0
2217	1731	Sisma Y SLO	0	7.1	0	0	0	0	2218	1732	Sisma X SLV	8.4	0	0	0	0	0
2219	1732	Sisma Y SLV	0	8.4	0	0	0	0	2220	1732	Sisma X SLO	6.2	0	0	0	0	0
2221	1732	Sisma Y SLO	0	6.2	0	0	0	0	2222	1733	Sisma X SLV	9.5	0	0	0	0	0
2223	1733	Sisma Y SLV	0	9.5	0	0	0	0	2224	1733	Sisma X SLO	7.1	0	0	0	0	0
2225	1733	Sisma Y SLO	0	7.1	0	0	0	0	2226	1734	Sisma X SLV	9.5	0	0	0	0	0
2227	1734	Sisma Y SLV	0	9.5	0	0	0	0	2228	1734	Sisma X SLO	7.1	0	0	0	0	0
2229	1734	Sisma Y SLO	0	7.1	0	0	0	0	2230	1735	Sisma X SLV	8.4	0	0	0	0	0
2231	1735	Sisma Y SLV	0	8.4	0	0	0	0	2232	1735	Sisma X SLO	6.2	0	0	0	0	0
2233	1735	Sisma Y SLO	0	6.2	0	0	0	0	2234	1736	Sisma X SLV	9.5	0	0	0	0	0
2235	1736	Sisma Y SLV	0	9.5	0	0	0	0	2236	1736	Sisma X SLO	7.1	0	0	0	0	0
2237	1736	Sisma Y SLO	0	7.1	0	0	0	0	2238	1737	Sisma X SLV	9.5	0	0	0	0	0
2239	1737	Sisma Y SLV	0	9.5	0	0	0	0	2240	1737	Sisma X SLO	7.1	0	0	0	0	0
2241	1737	Sisma Y SLO	0	7.1	0	0	0	0	2242	1738	Sisma X SLV	8.4	0	0	0	0	0
2243	1738	Sisma Y SLV	0	8.4	0	0	0	0	2244	1738	Sisma X SLO	6.2	0	0	0	0	0
2245	1738	Sisma Y SLO	0	6.2	0	0	0	0	2246	1739	Sisma X SLV	9.5	0	0	0	0	0
2247	1739	Sisma Y SLV	0	9.5	0	0	0	0	2248	1739	Sisma X SLO	7.1	0	0	0	0	0
2249	1739	Sisma Y SLO	0	7.1	0	0	0	0	2250	1740	Sisma X SLV	9.5	0	0	0	0	0

**PIAZZALE TRIAGE-FABBRICATO-ALLEGATO
ALLA REL. PREDIMENSIONAMENTO
STRUTTURE**

Codice documento
SF0272_F0

<i>Rev</i>	<i>Data</i>
F0	20/06/2011

Indice	Nodo	Condizione	Fx	Fy	Fz	Mx	My	Mz	Indice	Nodo	Condizione	Fx	Fy	Fz	Mx	My	Mz
2251	1740	Sisma Y SLV	0	9.5	0	0	0	0	2252	1740	Sisma X SLO	7.1	0	0	0	0	0
2253	1740	Sisma Y SLO	0	7.1	0	0	0	0	2254	1741	Sisma X SLV	8.4	0	0	0	0	0
2255	1741	Sisma Y SLV	0	8.4	0	0	0	0	2256	1741	Sisma X SLO	6.2	0	0	0	0	0
2257	1741	Sisma Y SLO	0	6.2	0	0	0	0	2258	1742	Sisma X SLV	9.5	0	0	0	0	0
2259	1742	Sisma Y SLV	0	9.5	0	0	0	0	2260	1742	Sisma X SLO	7.1	0	0	0	0	0
2261	1742	Sisma Y SLO	0	7.1	0	0	0	0	2262	1743	Sisma X SLV	9.5	0	0	0	0	0
2263	1743	Sisma Y SLV	0	9.5	0	0	0	0	2264	1743	Sisma X SLO	7.1	0	0	0	0	0
2265	1743	Sisma Y SLO	0	7.1	0	0	0	0	2266	1744	Sisma X SLV	8.4	0	0	0	0	0
2267	1744	Sisma Y SLV	0	8.4	0	0	0	0	2268	1744	Sisma X SLO	6.2	0	0	0	0	0
2269	1744	Sisma Y SLO	0	6.2	0	0	0	0	2270	1745	Sisma X SLV	9.5	0	0	0	0	0
2271	1745	Sisma Y SLV	0	9.5	0	0	0	0	2272	1745	Sisma X SLO	7.1	0	0	0	0	0
2273	1745	Sisma Y SLO	0	7.1	0	0	0	0	2274	1746	Sisma X SLV	9.5	0	0	0	0	0
2275	1746	Sisma Y SLV	0	9.5	0	0	0	0	2276	1746	Sisma X SLO	7.1	0	0	0	0	0
2277	1746	Sisma Y SLO	0	7.1	0	0	0	0	2278	1747	Sisma X SLV	8.4	0	0	0	0	0
2279	1747	Sisma Y SLV	0	8.4	0	0	0	0	2280	1747	Sisma X SLO	6.2	0	0	0	0	0
2281	1747	Sisma Y SLO	0	6.2	0	0	0	0	2282	1748	Sisma X SLV	9.5	0	0	0	0	0
2283	1748	Sisma Y SLV	0	9.5	0	0	0	0	2284	1748	Sisma X SLO	7.1	0	0	0	0	0
2285	1748	Sisma Y SLO	0	7.1	0	0	0	0	2286	1749	Sisma X SLV	9.5	0	0	0	0	0
2287	1749	Sisma Y SLV	0	9.5	0	0	0	0	2288	1749	Sisma X SLO	7.1	0	0	0	0	0
2289	1749	Sisma Y SLO	0	7.1	0	0	0	0	2290	1750	Sisma X SLV	8.4	0	0	0	0	0
2291	1750	Sisma Y SLV	0	8.4	0	0	0	0	2292	1750	Sisma X SLO	6.2	0	0	0	0	0
2293	1750	Sisma Y SLO	0	6.2	0	0	0	0	2294	1751	Sisma X SLV	9.5	0	0	0	0	0
2295	1751	Sisma Y SLV	0	9.5	0	0	0	0	2296	1751	Sisma X SLO	7.1	0	0	0	0	0
2297	1751	Sisma Y SLO	0	7.1	0	0	0	0	2298	1752	Sisma X SLV	9.5	0	0	0	0	0
2299	1752	Sisma Y SLV	0	9.5	0	0	0	0	2300	1752	Sisma X SLO	7.1	0	0	0	0	0
2301	1752	Sisma Y SLO	0	7.1	0	0	0	0	2302	1753	Sisma X SLV	8.4	0	0	0	0	0
2303	1753	Sisma Y SLV	0	8.4	0	0	0	0	2304	1753	Sisma X SLO	6.2	0	0	0	0	0

**PIAZZALE TRIAGE-FABBRICATO-ALLEGATO
ALLA REL. PREDIMENSIONAMENTO
STRUTTURE**

Codice documento
SF0272_F0

<i>Rev</i>	<i>Data</i>
F0	20/06/2011

Indice	Nodo	Condizione	Fx	Fy	Fz	Mx	My	Mz	Indice	Nodo	Condizione	Fx	Fy	Fz	Mx	My	Mz
2305	1753	Sisma Y SLO	0	6.2	0	0	0	0	2306	1754	Sisma X SLV	9.5	0	0	0	0	0
2307	1754	Sisma Y SLV	0	9.5	0	0	0	0	2308	1754	Sisma X SLO	7.1	0	0	0	0	0
2309	1754	Sisma Y SLO	0	7.1	0	0	0	0	2310	1755	Sisma X SLV	9.5	0	0	0	0	0
2311	1755	Sisma Y SLV	0	9.5	0	0	0	0	2312	1755	Sisma X SLO	7.1	0	0	0	0	0
2313	1755	Sisma Y SLO	0	7.1	0	0	0	0	2314	1756	Sisma X SLV	8.4	0	0	0	0	0
2315	1756	Sisma Y SLV	0	8.4	0	0	0	0	2316	1756	Sisma X SLO	6.2	0	0	0	0	0
2317	1756	Sisma Y SLO	0	6.2	0	0	0	0	2318	1757	Sisma X SLV	9.5	0	0	0	0	0
2319	1757	Sisma Y SLV	0	9.5	0	0	0	0	2320	1757	Sisma X SLO	7.1	0	0	0	0	0
2321	1757	Sisma Y SLO	0	7.1	0	0	0	0	2322	1758	Sisma X SLV	9.5	0	0	0	0	0
2323	1758	Sisma Y SLV	0	9.5	0	0	0	0	2324	1758	Sisma X SLO	7.1	0	0	0	0	0
2325	1758	Sisma Y SLO	0	7.1	0	0	0	0	2326	1759	Sisma X SLV	8.4	0	0	0	0	0
2327	1759	Sisma Y SLV	0	8.4	0	0	0	0	2328	1759	Sisma X SLO	6.2	0	0	0	0	0
2329	1759	Sisma Y SLO	0	6.2	0	0	0	0	2330	1760	Sisma X SLV	9.5	0	0	0	0	0
2331	1760	Sisma Y SLV	0	9.5	0	0	0	0	2332	1760	Sisma X SLO	7.1	0	0	0	0	0
2333	1760	Sisma Y SLO	0	7.1	0	0	0	0	2334	1761	Sisma X SLV	9.5	0	0	0	0	0
2335	1761	Sisma Y SLV	0	9.5	0	0	0	0	2336	1761	Sisma X SLO	7.1	0	0	0	0	0
2337	1761	Sisma Y SLO	0	7.1	0	0	0	0	2338	1762	Sisma X SLV	8.4	0	0	0	0	0
2339	1762	Sisma Y SLV	0	8.4	0	0	0	0	2340	1762	Sisma X SLO	6.2	0	0	0	0	0
2341	1762	Sisma Y SLO	0	6.2	0	0	0	0	2342	1763	Sisma X SLV	9.5	0	0	0	0	0
2343	1763	Sisma Y SLV	0	9.5	0	0	0	0	2344	1763	Sisma X SLO	7.1	0	0	0	0	0
2345	1763	Sisma Y SLO	0	7.1	0	0	0	0	2346	1764	Sisma X SLV	9.5	0	0	0	0	0
2347	1764	Sisma Y SLV	0	9.5	0	0	0	0	2348	1764	Sisma X SLO	7.1	0	0	0	0	0
2349	1764	Sisma Y SLO	0	7.1	0	0	0	0	2350	1765	Sisma X SLV	8.4	0	0	0	0	0
2351	1765	Sisma Y SLV	0	8.4	0	0	0	0	2352	1765	Sisma X SLO	6.2	0	0	0	0	0
2353	1765	Sisma Y SLO	0	6.2	0	0	0	0	2354	1766	Sisma X SLV	9.5	0	0	0	0	0
2355	1766	Sisma Y SLV	0	9.5	0	0	0	0	2356	1766	Sisma X SLO	7.1	0	0	0	0	0
2357	1766	Sisma Y SLO	0	7.1	0	0	0	0	2358	1767	Sisma X SLV	9.5	0	0	0	0	0

**PIAZZALE TRIAGE-FABBRICATO-ALLEGATO
ALLA REL. PREDIMENSIONAMENTO
STRUTTURE**

Codice documento
SF0272_F0

<i>Rev</i>	<i>Data</i>
F0	20/06/2011

Indice	Nodo	Condizione	Fx	Fy	Fz	Mx	My	Mz	Indice	Nodo	Condizione	Fx	Fy	Fz	Mx	My	Mz
2359	1767	Sisma Y SLV	0	9.5	0	0	0	0	2360	1767	Sisma X SLO	7.1	0	0	0	0	0
2361	1767	Sisma Y SLO	0	7.1	0	0	0	0	2362	1768	Sisma X SLV	8.4	0	0	0	0	0
2363	1768	Sisma Y SLV	0	8.4	0	0	0	0	2364	1768	Sisma X SLO	6.2	0	0	0	0	0
2365	1768	Sisma Y SLO	0	6.2	0	0	0	0	2366	1769	Sisma X SLV	9.5	0	0	0	0	0
2367	1769	Sisma Y SLV	0	9.5	0	0	0	0	2368	1769	Sisma X SLO	7.1	0	0	0	0	0
2369	1769	Sisma Y SLO	0	7.1	0	0	0	0	2370	1770	Sisma X SLV	9.6	0	0	0	0	0
2371	1770	Sisma Y SLV	0	9.6	0	0	0	0	2372	1770	Sisma X SLO	7.1	0	0	0	0	0
2373	1770	Sisma Y SLO	0	7.1	0	0	0	0	2374	1771	Sisma X SLV	9.6	0	0	0	0	0
2375	1771	Sisma Y SLV	0	9.6	0	0	0	0	2376	1771	Sisma X SLO	7.1	0	0	0	0	0
2377	1771	Sisma Y SLO	0	7.1	0	0	0	0	2378	1772	Sisma X SLV	9.6	0	0	0	0	0
2379	1772	Sisma Y SLV	0	9.6	0	0	0	0	2380	1772	Sisma X SLO	7.1	0	0	0	0	0
2381	1772	Sisma Y SLO	0	7.1	0	0	0	0	2382	1773	Sisma X SLV	9.6	0	0	0	0	0
2383	1773	Sisma Y SLV	0	9.6	0	0	0	0	2384	1773	Sisma X SLO	7.1	0	0	0	0	0
2385	1773	Sisma Y SLO	0	7.1	0	0	0	0	2386	1774	Sisma X SLV	9.6	0	0	0	0	0
2387	1774	Sisma Y SLV	0	9.6	0	0	0	0	2388	1774	Sisma X SLO	7.1	0	0	0	0	0
2389	1774	Sisma Y SLO	0	7.1	0	0	0	0	2390	1775	Sisma X SLV	9.6	0	0	0	0	0
2391	1775	Sisma Y SLV	0	9.6	0	0	0	0	2392	1775	Sisma X SLO	7.2	0	0	0	0	0
2393	1775	Sisma Y SLO	0	7.2	0	0	0	0	2394	1776	Sisma X SLV	9.7	0	0	0	0	0
2395	1776	Sisma Y SLV	0	9.7	0	0	0	0	2396	1776	Sisma X SLO	7.2	0	0	0	0	0
2397	1776	Sisma Y SLO	0	7.2	0	0	0	0	2398	1777	Sisma X SLV	9.7	0	0	0	0	0
2399	1777	Sisma Y SLV	0	9.7	0	0	0	0	2400	1777	Sisma X SLO	7.2	0	0	0	0	0
2401	1777	Sisma Y SLO	0	7.2	0	0	0	0	2402	1778	Sisma X SLV	9.7	0	0	0	0	0
2403	1778	Sisma Y SLV	0	9.7	0	0	0	0	2404	1778	Sisma X SLO	7.2	0	0	0	0	0
2405	1778	Sisma Y SLO	0	7.2	0	0	0	0	2406	1779	Sisma X SLV	9.7	0	0	0	0	0
2407	1779	Sisma Y SLV	0	9.7	0	0	0	0	2408	1779	Sisma X SLO	7.2	0	0	0	0	0
2409	1779	Sisma Y SLO	0	7.2	0	0	0	0	2410	1780	Sisma X SLV	9.7	0	0	0	0	0
2411	1780	Sisma Y SLV	0	9.7	0	0	0	0	2412	1780	Sisma X SLO	7.2	0	0	0	0	0

**PIAZZALE TRIAGE-FABBRICATO-ALLEGATO
ALLA REL. PREDIMENSIONAMENTO
STRUTTURE**

Codice documento
SF0272_F0

<i>Rev</i>	<i>Data</i>
F0	20/06/2011

Indice	Nodo	Condizione	Fx	Fy	Fz	Mx	My	Mz	Indice	Nodo	Condizione	Fx	Fy	Fz	Mx	My	Mz
2413	1780	Sisma Y SLO	0	7.2	0	0	0	0	2414	1781	Sisma X SLV	9.7	0	0	0	0	0
2415	1781	Sisma Y SLV	0	9.7	0	0	0	0	2416	1781	Sisma X SLO	7.2	0	0	0	0	0
2417	1781	Sisma Y SLO	0	7.2	0	0	0	0	2418	1782	Sisma X SLV	9.2	0	0	0	0	0
2419	1782	Sisma Y SLV	0	9.2	0	0	0	0	2420	1782	Sisma X SLO	6.8	0	0	0	0	0
2421	1782	Sisma Y SLO	0	6.8	0	0	0	0	2422	1783	Sisma X SLV	8.7	0	0	0	0	0
2423	1783	Sisma Y SLV	0	8.7	0	0	0	0	2424	1783	Sisma X SLO	6.5	0	0	0	0	0
2425	1783	Sisma Y SLO	0	6.5	0	0	0	0	2426	1784	Sisma X SLV	8.7	0	0	0	0	0
2427	1784	Sisma Y SLV	0	8.7	0	0	0	0	2428	1784	Sisma X SLO	6.5	0	0	0	0	0
2429	1784	Sisma Y SLO	0	6.5	0	0	0	0	2430	1785	Sisma X SLV	8.7	0	0	0	0	0
2431	1785	Sisma Y SLV	0	8.7	0	0	0	0	2432	1785	Sisma X SLO	6.5	0	0	0	0	0
2433	1785	Sisma Y SLO	0	6.5	0	0	0	0	2434	1786	Sisma X SLV	8.7	0	0	0	0	0
2435	1786	Sisma Y SLV	0	8.7	0	0	0	0	2436	1786	Sisma X SLO	6.5	0	0	0	0	0
2437	1786	Sisma Y SLO	0	6.5	0	0	0	0	2438	1787	Sisma X SLV	8.7	0	0	0	0	0
2439	1787	Sisma Y SLV	0	8.7	0	0	0	0	2440	1787	Sisma X SLO	6.5	0	0	0	0	0
2441	1787	Sisma Y SLO	0	6.5	0	0	0	0	2442	1788	Sisma X SLV	8.7	0	0	0	0	0
2443	1788	Sisma Y SLV	0	8.7	0	0	0	0	2444	1788	Sisma X SLO	6.5	0	0	0	0	0
2445	1788	Sisma Y SLO	0	6.5	0	0	0	0	2446	1789	Sisma X SLV	8.7	0	0	0	0	0
2447	1789	Sisma Y SLV	0	8.7	0	0	0	0	2448	1789	Sisma X SLO	6.5	0	0	0	0	0
2449	1789	Sisma Y SLO	0	6.5	0	0	0	0	2450	1790	Sisma X SLV	8.7	0	0	0	0	0
2451	1790	Sisma Y SLV	0	8.7	0	0	0	0	2452	1790	Sisma X SLO	6.5	0	0	0	0	0
2453	1790	Sisma Y SLO	0	6.5	0	0	0	0	2454	1791	Sisma X SLV	8.7	0	0	0	0	0
2455	1791	Sisma Y SLV	0	8.7	0	0	0	0	2456	1791	Sisma X SLO	6.5	0	0	0	0	0
2457	1791	Sisma Y SLO	0	6.5	0	0	0	0	2458	1792	Sisma X SLV	8.7	0	0	0	0	0
2459	1792	Sisma Y SLV	0	8.7	0	0	0	0	2460	1792	Sisma X SLO	6.5	0	0	0	0	0
2461	1792	Sisma Y SLO	0	6.5	0	0	0	0	2462	1793	Sisma X SLV	8.7	0	0	0	0	0
2463	1793	Sisma Y SLV	0	8.7	0	0	0	0	2464	1793	Sisma X SLO	6.5	0	0	0	0	0
2465	1793	Sisma Y SLO	0	6.5	0	0	0	0	2466	1794	Sisma X SLV	8.7	0	0	0	0	0

**PIAZZALE TRIAGE-FABBRICATO-ALLEGATO
ALLA REL. PREDIMENSIONAMENTO
STRUTTURE**

Codice documento
SF0272_F0

<i>Rev</i>	<i>Data</i>
F0	20/06/2011

Indice	Nodo	Condizione	Fx	Fy	Fz	Mx	My	Mz	Indice	Nodo	Condizione	Fx	Fy	Fz	Mx	My	Mz
2467	1794	Sisma Y SLV	0	8.7	0	0	0	0	2468	1794	Sisma X SLO	6.5	0	0	0	0	0
2469	1794	Sisma Y SLO	0	6.5	0	0	0	0	2470	1795	Sisma X SLV	8.7	0	0	0	0	0
2471	1795	Sisma Y SLV	0	8.7	0	0	0	0	2472	1795	Sisma X SLO	6.5	0	0	0	0	0
2473	1795	Sisma Y SLO	0	6.5	0	0	0	0	2474	1796	Sisma X SLV	8.7	0	0	0	0	0
2475	1796	Sisma Y SLV	0	8.7	0	0	0	0	2476	1796	Sisma X SLO	6.5	0	0	0	0	0
2477	1796	Sisma Y SLO	0	6.5	0	0	0	0	2478	1797	Sisma X SLV	8.7	0	0	0	0	0
2479	1797	Sisma Y SLV	0	8.7	0	0	0	0	2480	1797	Sisma X SLO	6.5	0	0	0	0	0
2481	1797	Sisma Y SLO	0	6.5	0	0	0	0	2482	1798	Sisma X SLV	8.7	0	0	0	0	0
2483	1798	Sisma Y SLV	0	8.7	0	0	0	0	2484	1798	Sisma X SLO	6.5	0	0	0	0	0
2485	1798	Sisma Y SLO	0	6.5	0	0	0	0	2486	1799	Sisma X SLV	8.7	0	0	0	0	0
2487	1799	Sisma Y SLV	0	8.7	0	0	0	0	2488	1799	Sisma X SLO	6.5	0	0	0	0	0
2489	1799	Sisma Y SLO	0	6.5	0	0	0	0	2490	1800	Sisma X SLV	8.7	0	0	0	0	0
2491	1800	Sisma Y SLV	0	8.7	0	0	0	0	2492	1800	Sisma X SLO	6.5	0	0	0	0	0
2493	1800	Sisma Y SLO	0	6.5	0	0	0	0	2494	1801	Sisma X SLV	8.7	0	0	0	0	0
2495	1801	Sisma Y SLV	0	8.7	0	0	0	0	2496	1801	Sisma X SLO	6.5	0	0	0	0	0
2497	1801	Sisma Y SLO	0	6.5	0	0	0	0	2498	1802	Sisma X SLV	8.7	0	0	0	0	0
2499	1802	Sisma Y SLV	0	8.7	0	0	0	0	2500	1802	Sisma X SLO	6.5	0	0	0	0	0
2501	1802	Sisma Y SLO	0	6.5	0	0	0	0	2502	1803	Sisma X SLV	13.2	0	0	0	0	0
2503	1803	Sisma Y SLV	0	13.2	0	0	0	0	2504	1803	Sisma X SLO	9.9	0	0	0	0	0
2505	1803	Sisma Y SLO	0	9.9	0	0	0	0	2506	1804	Sisma X SLV	9.4	0	0	0	0	0
2507	1804	Sisma Y SLV	0	9.4	0	0	0	0	2508	1804	Sisma X SLO	7	0	0	0	0	0
2509	1804	Sisma Y SLO	0	7	0	0	0	0	2510	1805	Sisma X SLV	9.4	0	0	0	0	0
2511	1805	Sisma Y SLV	0	9.4	0	0	0	0	2512	1805	Sisma X SLO	7	0	0	0	0	0
2513	1805	Sisma Y SLO	0	7	0	0	0	0	2514	1806	Sisma X SLV	9.4	0	0	0	0	0
2515	1806	Sisma Y SLV	0	9.4	0	0	0	0	2516	1806	Sisma X SLO	7	0	0	0	0	0
2517	1806	Sisma Y SLO	0	7	0	0	0	0	2518	1807	Sisma X SLV	9.4	0	0	0	0	0
2519	1807	Sisma Y SLV	0	9.4	0	0	0	0	2520	1807	Sisma X SLO	7	0	0	0	0	0

**PIAZZALE TRIAGE-FABBRICATO-ALLEGATO
ALLA REL. PREDIMENSIONAMENTO
STRUTTURE**

Codice documento
SF0272_F0

<i>Rev</i>	<i>Data</i>
F0	20/06/2011

Indice	Nodo	Condizione	Fx	Fy	Fz	Mx	My	Mz	Indice	Nodo	Condizione	Fx	Fy	Fz	Mx	My	Mz
2521	1807	Sisma Y SLO	0	7	0	0	0	0	2522	1808	Sisma X SLV	9.4	0	0	0	0	0
2523	1808	Sisma Y SLV	0	9.4	0	0	0	0	2524	1808	Sisma X SLO	7	0	0	0	0	0
2525	1808	Sisma Y SLO	0	7	0	0	0	0	2526	1809	Sisma X SLV	4.7	0	0	0	0	0
2527	1809	Sisma Y SLV	0	4.7	0	0	0	0	2528	1809	Sisma X SLO	3.5	0	0	0	0	0
2529	1809	Sisma Y SLO	0	3.5	0	0	0	0	2530	1810	Sisma X SLV	9.5	0	0	0	0	0
2531	1810	Sisma Y SLV	0	9.5	0	0	0	0	2532	1810	Sisma X SLO	7.1	0	0	0	0	0
2533	1810	Sisma Y SLO	0	7.1	0	0	0	0	2534	1811	Sisma X SLV	9.4	0	0	0	0	0
2535	1811	Sisma Y SLV	0	9.4	0	0	0	0	2536	1811	Sisma X SLO	7	0	0	0	0	0
2537	1811	Sisma Y SLO	0	7	0	0	0	0	2538	1812	Sisma X SLV	9.4	0	0	0	0	0
2539	1812	Sisma Y SLV	0	9.4	0	0	0	0	2540	1812	Sisma X SLO	7	0	0	0	0	0
2541	1812	Sisma Y SLO	0	7	0	0	0	0	2542	1813	Sisma X SLV	9.4	0	0	0	0	0
2543	1813	Sisma Y SLV	0	9.4	0	0	0	0	2544	1813	Sisma X SLO	7	0	0	0	0	0
2545	1813	Sisma Y SLO	0	7	0	0	0	0	2546	1814	Sisma X SLV	9.6	0	0	0	0	0
2547	1814	Sisma Y SLV	0	9.6	0	0	0	0	2548	1814	Sisma X SLO	7.2	0	0	0	0	0
2549	1814	Sisma Y SLO	0	7.2	0	0	0	0	2550	1815	Sisma X SLV	9.8	0	0	0	0	0
2551	1815	Sisma Y SLV	0	9.8	0	0	0	0	2552	1815	Sisma X SLO	7.3	0	0	0	0	0
2553	1815	Sisma Y SLO	0	7.3	0	0	0	0	2554	1816	Sisma X SLV	9.8	0	0	0	0	0
2555	1816	Sisma Y SLV	0	9.8	0	0	0	0	2556	1816	Sisma X SLO	7.3	0	0	0	0	0
2557	1816	Sisma Y SLO	0	7.3	0	0	0	0	2558	1817	Sisma X SLV	9.8	0	0	0	0	0
2559	1817	Sisma Y SLV	0	9.8	0	0	0	0	2560	1817	Sisma X SLO	7.3	0	0	0	0	0
2561	1817	Sisma Y SLO	0	7.3	0	0	0	0	2562	1818	Sisma X SLV	9.8	0	0	0	0	0
2563	1818	Sisma Y SLV	0	9.8	0	0	0	0	2564	1818	Sisma X SLO	7.3	0	0	0	0	0
2565	1818	Sisma Y SLO	0	7.3	0	0	0	0	2566	1819	Sisma X SLV	10	0	0	0	0	0
2567	1819	Sisma Y SLV	0	10	0	0	0	0	2568	1819	Sisma X SLO	7.5	0	0	0	0	0
2569	1819	Sisma Y SLO	0	7.5	0	0	0	0	2570	1820	Sisma X SLV	10.2	0	0	0	0	0
2571	1820	Sisma Y SLV	0	10.2	0	0	0	0	2572	1820	Sisma X SLO	7.6	0	0	0	0	0
2573	1820	Sisma Y SLO	0	7.6	0	0	0	0	2574	1821	Sisma X SLV	10.2	0	0	0	0	0

**PIAZZALE TRIAGE-FABBRICATO-ALLEGATO
ALLA REL. PREDIMENSIONAMENTO
STRUTTURE**

Codice documento
SF0272_F0

<i>Rev</i>	<i>Data</i>
F0	20/06/2011

Indice	Nodo	Condizione	Fx	Fy	Fz	Mx	My	Mz	Indice	Nodo	Condizione	Fx	Fy	Fz	Mx	My	Mz
2575	1821	Sisma Y SLV	0	10.2	0	0	0	0	2576	1821	Sisma X SLO	7.6	0	0	0	0	0
2577	1821	Sisma Y SLO	0	7.6	0	0	0	0	2578	1822	Sisma X SLV	10.2	0	0	0	0	0
2579	1822	Sisma Y SLV	0	10.2	0	0	0	0	2580	1822	Sisma X SLO	7.6	0	0	0	0	0
2581	1822	Sisma Y SLO	0	7.6	0	0	0	0	2582	1823	Sisma X SLV	9.9	0	0	0	0	0
2583	1823	Sisma Y SLV	0	9.9	0	0	0	0	2584	1823	Sisma X SLO	7.4	0	0	0	0	0
2585	1823	Sisma Y SLO	0	7.4	0	0	0	0	2586	1824	Sisma X SLV	4.7	0	0	0	0	0
2587	1824	Sisma Y SLV	0	4.7	0	0	0	0	2588	1824	Sisma X SLO	3.5	0	0	0	0	0
2589	1824	Sisma Y SLO	0	3.5	0	0	0	0	2590	1825	Sisma X SLV	9.4	0	0	0	0	0
2591	1825	Sisma Y SLV	0	9.4	0	0	0	0	2592	1825	Sisma X SLO	7	0	0	0	0	0
2593	1825	Sisma Y SLO	0	7	0	0	0	0	2594	1826	Sisma X SLV	9.4	0	0	0	0	0
2595	1826	Sisma Y SLV	0	9.4	0	0	0	0	2596	1826	Sisma X SLO	7	0	0	0	0	0
2597	1826	Sisma Y SLO	0	7	0	0	0	0	2598	1827	Sisma X SLV	9.4	0	0	0	0	0
2599	1827	Sisma Y SLV	0	9.4	0	0	0	0	2600	1827	Sisma X SLO	7	0	0	0	0	0
2601	1827	Sisma Y SLO	0	7	0	0	0	0	2602	1828	Sisma X SLV	9.4	0	0	0	0	0
2603	1828	Sisma Y SLV	0	9.4	0	0	0	0	2604	1828	Sisma X SLO	7	0	0	0	0	0
2605	1828	Sisma Y SLO	0	7	0	0	0	0	2606	1829	Sisma X SLV	9.4	0	0	0	0	0
2607	1829	Sisma Y SLV	0	9.4	0	0	0	0	2608	1829	Sisma X SLO	7	0	0	0	0	0
2609	1829	Sisma Y SLO	0	7	0	0	0	0	2610	1830	Sisma X SLV	9.4	0	0	0	0	0
2611	1830	Sisma Y SLV	0	9.4	0	0	0	0	2612	1830	Sisma X SLO	7	0	0	0	0	0
2613	1830	Sisma Y SLO	0	7	0	0	0	0	2614	1831	Sisma X SLV	13.6	0	0	0	0	0
2615	1831	Sisma Y SLV	0	13.6	0	0	0	0	2616	1831	Sisma X SLO	10.1	0	0	0	0	0
2617	1831	Sisma Y SLO	0	10.1	0	0	0	0	2618	1832	Sisma X SLV	9.4	0	0	0	0	0
2619	1832	Sisma Y SLV	0	9.4	0	0	0	0	2620	1832	Sisma X SLO	7	0	0	0	0	0
2621	1832	Sisma Y SLO	0	7	0	0	0	0	2622	1833	Sisma X SLV	9.4	0	0	0	0	0
2623	1833	Sisma Y SLV	0	9.4	0	0	0	0	2624	1833	Sisma X SLO	7	0	0	0	0	0
2625	1833	Sisma Y SLO	0	7	0	0	0	0	2626	1834	Sisma X SLV	9.4	0	0	0	0	0
2627	1834	Sisma Y SLV	0	9.4	0	0	0	0	2628	1834	Sisma X SLO	7	0	0	0	0	0

**PIAZZALE TRIAGE-FABBRICATO-ALLEGATO
ALLA REL. PREDIMENSIONAMENTO
STRUTTURE**

Codice documento
SF0272_F0

<i>Rev</i>	<i>Data</i>
F0	20/06/2011

Indice	Nodo	Condizione	Fx	Fy	Fz	Mx	My	Mz	Indice	Nodo	Condizione	Fx	Fy	Fz	Mx	My	Mz
2629	1834	Sisma Y SLO	0	7	0	0	0	0	2630	1835	Sisma X SLV	9.4	0	0	0	0	0
2631	1835	Sisma Y SLV	0	9.4	0	0	0	0	2632	1835	Sisma X SLO	7	0	0	0	0	0
2633	1835	Sisma Y SLO	0	7	0	0	0	0	2634	1836	Sisma X SLV	9.4	0	0	0	0	0
2635	1836	Sisma Y SLV	0	9.4	0	0	0	0	2636	1836	Sisma X SLO	7	0	0	0	0	0
2637	1836	Sisma Y SLO	0	7	0	0	0	0	2638	1837	Sisma X SLV	9.4	0	0	0	0	0
2639	1837	Sisma Y SLV	0	9.4	0	0	0	0	2640	1837	Sisma X SLO	7	0	0	0	0	0
2641	1837	Sisma Y SLO	0	7	0	0	0	0	2642	1838	Sisma X SLV	9.3	0	0	0	0	0
2643	1838	Sisma Y SLV	0	9.3	0	0	0	0	2644	1838	Sisma X SLO	6.9	0	0	0	0	0
2645	1838	Sisma Y SLO	0	6.9	0	0	0	0	2646	1839	Sisma X SLV	9.2	0	0	0	0	0
2647	1839	Sisma Y SLV	0	9.2	0	0	0	0	2648	1839	Sisma X SLO	6.9	0	0	0	0	0
2649	1839	Sisma Y SLO	0	6.9	0	0	0	0	2650	1840	Sisma X SLV	9.2	0	0	0	0	0
2651	1840	Sisma Y SLV	0	9.2	0	0	0	0	2652	1840	Sisma X SLO	6.9	0	0	0	0	0
2653	1840	Sisma Y SLO	0	6.9	0	0	0	0	2654	1841	Sisma X SLV	9.2	0	0	0	0	0
2655	1841	Sisma Y SLV	0	9.2	0	0	0	0	2656	1841	Sisma X SLO	6.9	0	0	0	0	0
2657	1841	Sisma Y SLO	0	6.9	0	0	0	0	2658	1842	Sisma X SLV	9.2	0	0	0	0	0
2659	1842	Sisma Y SLV	0	9.2	0	0	0	0	2660	1842	Sisma X SLO	6.9	0	0	0	0	0
2661	1842	Sisma Y SLO	0	6.9	0	0	0	0	2662	1843	Sisma X SLV	9.2	0	0	0	0	0
2663	1843	Sisma Y SLV	0	9.2	0	0	0	0	2664	1843	Sisma X SLO	6.9	0	0	0	0	0
2665	1843	Sisma Y SLO	0	6.9	0	0	0	0	2666	1844	Sisma X SLV	9.2	0	0	0	0	0
2667	1844	Sisma Y SLV	0	9.2	0	0	0	0	2668	1844	Sisma X SLO	6.9	0	0	0	0	0
2669	1844	Sisma Y SLO	0	6.9	0	0	0	0	2670	1845	Sisma X SLV	9.4	0	0	0	0	0
2671	1845	Sisma Y SLV	0	9.4	0	0	0	0	2672	1845	Sisma X SLO	7	0	0	0	0	0
2673	1845	Sisma Y SLO	0	7	0	0	0	0	2674	1846	Sisma X SLV	23.9	0	0	0	0	0
2675	1846	Sisma Y SLV	0	23.9	0	0	0	0	2676	1846	Sisma X SLO	17.8	0	0	0	0	0
2677	1846	Sisma Y SLO	0	17.8	0	0	0	0	2678	1847	Sisma X SLV	23.9	0	0	0	0	0
2679	1847	Sisma Y SLV	0	23.9	0	0	0	0	2680	1847	Sisma X SLO	17.8	0	0	0	0	0
2681	1847	Sisma Y SLO	0	17.8	0	0	0	0	2682	1848	Sisma X SLV	23.9	0	0	0	0	0

**PIAZZALE TRIAGE-FABBRICATO-ALLEGATO
ALLA REL. PREDIMENSIONAMENTO
STRUTTURE**

Codice documento
SF0272_F0

<i>Rev</i>	<i>Data</i>
F0	20/06/2011

Indice	Nodo	Condizione	Fx	Fy	Fz	Mx	My	Mz	Indice	Nodo	Condizione	Fx	Fy	Fz	Mx	My	Mz
2683	1848	Sisma Y SLV	0	23.9	0	0	0	0	2684	1848	Sisma X SLO	17.8	0	0	0	0	0
2685	1848	Sisma Y SLO	0	17.8	0	0	0	0	2686	1849	Sisma X SLV	23.9	0	0	0	0	0
2687	1849	Sisma Y SLV	0	23.9	0	0	0	0	2688	1849	Sisma X SLO	17.8	0	0	0	0	0
2689	1849	Sisma Y SLO	0	17.8	0	0	0	0	2690	1850	Sisma X SLV	23.9	0	0	0	0	0
2691	1850	Sisma Y SLV	0	23.9	0	0	0	0	2692	1850	Sisma X SLO	17.8	0	0	0	0	0
2693	1850	Sisma Y SLO	0	17.8	0	0	0	0	2694	1851	Sisma X SLV	24.1	0	0	0	0	0
2695	1851	Sisma Y SLV	0	24.1	0	0	0	0	2696	1851	Sisma X SLO	17.9	0	0	0	0	0
2697	1851	Sisma Y SLO	0	17.9	0	0	0	0	2698	1852	Sisma X SLV	24.2	0	0	0	0	0
2699	1852	Sisma Y SLV	0	24.2	0	0	0	0	2700	1852	Sisma X SLO	18	0	0	0	0	0
2701	1852	Sisma Y SLO	0	18	0	0	0	0	2702	1853	Sisma X SLV	24.2	0	0	0	0	0
2703	1853	Sisma Y SLV	0	24.2	0	0	0	0	2704	1853	Sisma X SLO	18	0	0	0	0	0
2705	1853	Sisma Y SLO	0	18	0	0	0	0	2706	1854	Sisma X SLV	24.2	0	0	0	0	0
2707	1854	Sisma Y SLV	0	24.2	0	0	0	0	2708	1854	Sisma X SLO	18	0	0	0	0	0
2709	1854	Sisma Y SLO	0	18	0	0	0	0	2710	1855	Sisma X SLV	24.2	0	0	0	0	0
2711	1855	Sisma Y SLV	0	24.2	0	0	0	0	2712	1855	Sisma X SLO	18	0	0	0	0	0
2713	1855	Sisma Y SLO	0	18	0	0	0	0	2714	1856	Sisma X SLV	24.2	0	0	0	0	0
2715	1856	Sisma Y SLV	0	24.2	0	0	0	0	2716	1856	Sisma X SLO	18	0	0	0	0	0
2717	1856	Sisma Y SLO	0	18	0	0	0	0	2718	1857	Sisma X SLV	24.2	0	0	0	0	0
2719	1857	Sisma Y SLV	0	24.2	0	0	0	0	2720	1857	Sisma X SLO	18	0	0	0	0	0
2721	1857	Sisma Y SLO	0	18	0	0	0	0	2722	1858	Sisma X SLV	22.9	0	0	0	0	0
2723	1858	Sisma Y SLV	0	22.9	0	0	0	0	2724	1858	Sisma X SLO	17.1	0	0	0	0	0
2725	1858	Sisma Y SLO	0	17.1	0	0	0	0	2726	1859	Sisma X SLV	21.7	0	0	0	0	0
2727	1859	Sisma Y SLV	0	21.7	0	0	0	0	2728	1859	Sisma X SLO	16.2	0	0	0	0	0
2729	1859	Sisma Y SLO	0	16.2	0	0	0	0	2730	1860	Sisma X SLV	21.7	0	0	0	0	0
2731	1860	Sisma Y SLV	0	21.7	0	0	0	0	2732	1860	Sisma X SLO	16.2	0	0	0	0	0
2733	1860	Sisma Y SLO	0	16.2	0	0	0	0	2734	1861	Sisma X SLV	21.7	0	0	0	0	0
2735	1861	Sisma Y SLV	0	21.7	0	0	0	0	2736	1861	Sisma X SLO	16.2	0	0	0	0	0

**PIAZZALE TRIAGE-FABBRICATO-ALLEGATO
ALLA REL. PREDIMENSIONAMENTO
STRUTTURE**

Codice documento
SF0272_F0

<i>Rev</i>	<i>Data</i>
F0	20/06/2011

Indice	Nodo	Condizione	Fx	Fy	Fz	Mx	My	Mz	Indice	Nodo	Condizione	Fx	Fy	Fz	Mx	My	Mz
2737	1861	Sisma Y SLO	0	16.2	0	0	0	0	2738	1862	Sisma X SLV	21.7	0	0	0	0	0
2739	1862	Sisma Y SLV	0	21.7	0	0	0	0	2740	1862	Sisma X SLO	16.2	0	0	0	0	0
2741	1862	Sisma Y SLO	0	16.2	0	0	0	0	2742	1863	Sisma X SLV	21.7	0	0	0	0	0
2743	1863	Sisma Y SLV	0	21.7	0	0	0	0	2744	1863	Sisma X SLO	16.2	0	0	0	0	0
2745	1863	Sisma Y SLO	0	16.2	0	0	0	0	2746	1864	Sisma X SLV	21.7	0	0	0	0	0
2747	1864	Sisma Y SLV	0	21.7	0	0	0	0	2748	1864	Sisma X SLO	16.2	0	0	0	0	0
2749	1864	Sisma Y SLO	0	16.2	0	0	0	0	2750	1865	Sisma X SLV	21.7	0	0	0	0	0
2751	1865	Sisma Y SLV	0	21.7	0	0	0	0	2752	1865	Sisma X SLO	16.2	0	0	0	0	0
2753	1865	Sisma Y SLO	0	16.2	0	0	0	0	2754	1866	Sisma X SLV	21.7	0	0	0	0	0
2755	1866	Sisma Y SLV	0	21.7	0	0	0	0	2756	1866	Sisma X SLO	16.2	0	0	0	0	0
2757	1866	Sisma Y SLO	0	16.2	0	0	0	0	2758	1867	Sisma X SLV	21.7	0	0	0	0	0
2759	1867	Sisma Y SLV	0	21.7	0	0	0	0	2760	1867	Sisma X SLO	16.2	0	0	0	0	0
2761	1867	Sisma Y SLO	0	16.2	0	0	0	0	2762	1868	Sisma X SLV	21.7	0	0	0	0	0
2763	1868	Sisma Y SLV	0	21.7	0	0	0	0	2764	1868	Sisma X SLO	16.2	0	0	0	0	0
2765	1868	Sisma Y SLO	0	16.2	0	0	0	0	2766	1869	Sisma X SLV	21.7	0	0	0	0	0
2767	1869	Sisma Y SLV	0	21.7	0	0	0	0	2768	1869	Sisma X SLO	16.2	0	0	0	0	0
2769	1869	Sisma Y SLO	0	16.2	0	0	0	0	2770	1870	Sisma X SLV	21.7	0	0	0	0	0
2771	1870	Sisma Y SLV	0	21.7	0	0	0	0	2772	1870	Sisma X SLO	16.2	0	0	0	0	0
2773	1870	Sisma Y SLO	0	16.2	0	0	0	0	2774	1871	Sisma X SLV	21.7	0	0	0	0	0
2775	1871	Sisma Y SLV	0	21.7	0	0	0	0	2776	1871	Sisma X SLO	16.2	0	0	0	0	0
2777	1871	Sisma Y SLO	0	16.2	0	0	0	0	2778	1872	Sisma X SLV	21.7	0	0	0	0	0
2779	1872	Sisma Y SLV	0	21.7	0	0	0	0	2780	1872	Sisma X SLO	16.2	0	0	0	0	0
2781	1872	Sisma Y SLO	0	16.2	0	0	0	0	2782	1873	Sisma X SLV	21.7	0	0	0	0	0
2783	1873	Sisma Y SLV	0	21.7	0	0	0	0	2784	1873	Sisma X SLO	16.2	0	0	0	0	0
2785	1873	Sisma Y SLO	0	16.2	0	0	0	0	2786	1874	Sisma X SLV	21.7	0	0	0	0	0
2787	1874	Sisma Y SLV	0	21.7	0	0	0	0	2788	1874	Sisma X SLO	16.2	0	0	0	0	0
2789	1874	Sisma Y SLO	0	16.2	0	0	0	0	2790	1875	Sisma X SLV	21.7	0	0	0	0	0

**PIAZZALE TRIAGE-FABBRICATO-ALLEGATO
ALLA REL. PREDIMENSIONAMENTO
STRUTTURE**

Codice documento
SF0272_F0

<i>Rev</i>	<i>Data</i>
F0	20/06/2011

Indice	Nodo	Condizione	Fx	Fy	Fz	Mx	My	Mz	Indice	Nodo	Condizione	Fx	Fy	Fz	Mx	My	Mz
2791	1875	Sisma Y SLV	0	21.7	0	0	0	0	2792	1875	Sisma X SLO	16.2	0	0	0	0	0
2793	1875	Sisma Y SLO	0	16.2	0	0	0	0	2794	1876	Sisma X SLV	21.7	0	0	0	0	0
2795	1876	Sisma Y SLV	0	21.7	0	0	0	0	2796	1876	Sisma X SLO	16.2	0	0	0	0	0
2797	1876	Sisma Y SLO	0	16.2	0	0	0	0	2798	1877	Sisma X SLV	21.7	0	0	0	0	0
2799	1877	Sisma Y SLV	0	21.7	0	0	0	0	2800	1877	Sisma X SLO	16.2	0	0	0	0	0
2801	1877	Sisma Y SLO	0	16.2	0	0	0	0	2802	1878	Sisma X SLV	21.7	0	0	0	0	0
2803	1878	Sisma Y SLV	0	21.7	0	0	0	0	2804	1878	Sisma X SLO	16.2	0	0	0	0	0
2805	1878	Sisma Y SLO	0	16.2	0	0	0	0	2806	1879	Sisma X SLV	33	0	0	0	0	0
2807	1879	Sisma Y SLV	0	33	0	0	0	0	2808	1879	Sisma X SLO	24.6	0	0	0	0	0
2809	1879	Sisma Y SLO	0	24.6	0	0	0	0	2810	1880	Sisma X SLV	23.4	0	0	0	0	0
2811	1880	Sisma Y SLV	0	23.4	0	0	0	0	2812	1880	Sisma X SLO	17.5	0	0	0	0	0
2813	1880	Sisma Y SLO	0	17.5	0	0	0	0	2814	1881	Sisma X SLV	23.4	0	0	0	0	0
2815	1881	Sisma Y SLV	0	23.4	0	0	0	0	2816	1881	Sisma X SLO	17.5	0	0	0	0	0
2817	1881	Sisma Y SLO	0	17.5	0	0	0	0	2818	1882	Sisma X SLV	23.4	0	0	0	0	0
2819	1882	Sisma Y SLV	0	23.4	0	0	0	0	2820	1882	Sisma X SLO	17.5	0	0	0	0	0
2821	1882	Sisma Y SLO	0	17.5	0	0	0	0	2822	1883	Sisma X SLV	23.4	0	0	0	0	0
2823	1883	Sisma Y SLV	0	23.4	0	0	0	0	2824	1883	Sisma X SLO	17.5	0	0	0	0	0
2825	1883	Sisma Y SLO	0	17.5	0	0	0	0	2826	1884	Sisma X SLV	23.4	0	0	0	0	0
2827	1884	Sisma Y SLV	0	23.4	0	0	0	0	2828	1884	Sisma X SLO	17.5	0	0	0	0	0
2829	1884	Sisma Y SLO	0	17.5	0	0	0	0	2830	1885	Sisma X SLV	11.7	0	0	0	0	0
2831	1885	Sisma Y SLV	0	11.7	0	0	0	0	2832	1885	Sisma X SLO	8.7	0	0	0	0	0
2833	1885	Sisma Y SLO	0	8.7	0	0	0	0	2834	1886	Sisma X SLV	23.7	0	0	0	0	0
2835	1886	Sisma Y SLV	0	23.7	0	0	0	0	2836	1886	Sisma X SLO	17.6	0	0	0	0	0
2837	1886	Sisma Y SLO	0	17.6	0	0	0	0	2838	1887	Sisma X SLV	23.6	0	0	0	0	0
2839	1887	Sisma Y SLV	0	23.6	0	0	0	0	2840	1887	Sisma X SLO	17.5	0	0	0	0	0
2841	1887	Sisma Y SLO	0	17.5	0	0	0	0	2842	1888	Sisma X SLV	23.6	0	0	0	0	0
2843	1888	Sisma Y SLV	0	23.6	0	0	0	0	2844	1888	Sisma X SLO	17.5	0	0	0	0	0

**PIAZZALE TRIAGE-FABBRICATO-ALLEGATO
ALLA REL. PREDIMENSIONAMENTO
STRUTTURE**

Codice documento
SF0272_F0

<i>Rev</i>	<i>Data</i>
F0	20/06/2011

Indice	Nodo	Condizione	Fx	Fy	Fz	Mx	My	Mz	Indice	Nodo	Condizione	Fx	Fy	Fz	Mx	My	Mz
2845	1888	Sisma Y SLO	0	17.5	0	0	0	0	2846	1889	Sisma X SLV	23.6	0	0	0	0	0
2847	1889	Sisma Y SLV	0	23.6	0	0	0	0	2848	1889	Sisma X SLO	17.5	0	0	0	0	0
2849	1889	Sisma Y SLO	0	17.5	0	0	0	0	2850	1890	Sisma X SLV	24	0	0	0	0	0
2851	1890	Sisma Y SLV	0	24	0	0	0	0	2852	1890	Sisma X SLO	17.9	0	0	0	0	0
2853	1890	Sisma Y SLO	0	17.9	0	0	0	0	2854	1891	Sisma X SLV	24.4	0	0	0	0	0
2855	1891	Sisma Y SLV	0	24.4	0	0	0	0	2856	1891	Sisma X SLO	18.2	0	0	0	0	0
2857	1891	Sisma Y SLO	0	18.2	0	0	0	0	2858	1892	Sisma X SLV	24.4	0	0	0	0	0
2859	1892	Sisma Y SLV	0	24.4	0	0	0	0	2860	1892	Sisma X SLO	18.2	0	0	0	0	0
2861	1892	Sisma Y SLO	0	18.2	0	0	0	0	2862	1893	Sisma X SLV	24.4	0	0	0	0	0
2863	1893	Sisma Y SLV	0	24.4	0	0	0	0	2864	1893	Sisma X SLO	18.2	0	0	0	0	0
2865	1893	Sisma Y SLO	0	18.2	0	0	0	0	2866	1894	Sisma X SLV	24.4	0	0	0	0	0
2867	1894	Sisma Y SLV	0	24.4	0	0	0	0	2868	1894	Sisma X SLO	18.2	0	0	0	0	0
2869	1894	Sisma Y SLO	0	18.2	0	0	0	0	2870	1895	Sisma X SLV	25	0	0	0	0	0
2871	1895	Sisma Y SLV	0	25	0	0	0	0	2872	1895	Sisma X SLO	18.6	0	0	0	0	0
2873	1895	Sisma Y SLO	0	18.6	0	0	0	0	2874	1896	Sisma X SLV	25.6	0	0	0	0	0
2875	1896	Sisma Y SLV	0	25.6	0	0	0	0	2876	1896	Sisma X SLO	19	0	0	0	0	0
2877	1896	Sisma Y SLO	0	19	0	0	0	0	2878	1897	Sisma X SLV	25.6	0	0	0	0	0
2879	1897	Sisma Y SLV	0	25.6	0	0	0	0	2880	1897	Sisma X SLO	19	0	0	0	0	0
2881	1897	Sisma Y SLO	0	19	0	0	0	0	2882	1898	Sisma X SLV	25.6	0	0	0	0	0
2883	1898	Sisma Y SLV	0	25.6	0	0	0	0	2884	1898	Sisma X SLO	19	0	0	0	0	0
2885	1898	Sisma Y SLO	0	19	0	0	0	0	2886	1899	Sisma X SLV	24.7	0	0	0	0	0
2887	1899	Sisma Y SLV	0	24.7	0	0	0	0	2888	1899	Sisma X SLO	18.4	0	0	0	0	0
2889	1899	Sisma Y SLO	0	18.4	0	0	0	0	2890	1900	Sisma X SLV	11.8	0	0	0	0	0
2891	1900	Sisma Y SLV	0	11.8	0	0	0	0	2892	1900	Sisma X SLO	8.8	0	0	0	0	0
2893	1900	Sisma Y SLO	0	8.8	0	0	0	0	2894	1901	Sisma X SLV	23.6	0	0	0	0	0
2895	1901	Sisma Y SLV	0	23.6	0	0	0	0	2896	1901	Sisma X SLO	17.5	0	0	0	0	0
2897	1901	Sisma Y SLO	0	17.5	0	0	0	0	2898	1902	Sisma X SLV	23.6	0	0	0	0	0

**PIAZZALE TRIAGE-FABBRICATO-ALLEGATO
ALLA REL. PREDIMENSIONAMENTO
STRUTTURE**

Codice documento
SF0272_F0

<i>Rev</i>	<i>Data</i>
F0	20/06/2011

Indice	Nodo	Condizione	Fx	Fy	Fz	Mx	My	Mz	Indice	Nodo	Condizione	Fx	Fy	Fz	Mx	My	Mz
2899	1902	Sisma Y SLV	0	23.6	0	0	0	0	2900	1902	Sisma X SLO	17.5	0	0	0	0	0
2901	1902	Sisma Y SLO	0	17.5	0	0	0	0	2902	1903	Sisma X SLV	23.6	0	0	0	0	0
2903	1903	Sisma Y SLV	0	23.6	0	0	0	0	2904	1903	Sisma X SLO	17.5	0	0	0	0	0
2905	1903	Sisma Y SLO	0	17.5	0	0	0	0	2906	1904	Sisma X SLV	23.6	0	0	0	0	0
2907	1904	Sisma Y SLV	0	23.6	0	0	0	0	2908	1904	Sisma X SLO	17.5	0	0	0	0	0
2909	1904	Sisma Y SLO	0	17.5	0	0	0	0	2910	1905	Sisma X SLV	23.6	0	0	0	0	0
2911	1905	Sisma Y SLV	0	23.6	0	0	0	0	2912	1905	Sisma X SLO	17.5	0	0	0	0	0
2913	1905	Sisma Y SLO	0	17.5	0	0	0	0	2914	1906	Sisma X SLV	23.6	0	0	0	0	0
2915	1906	Sisma Y SLV	0	23.6	0	0	0	0	2916	1906	Sisma X SLO	17.5	0	0	0	0	0
2917	1906	Sisma Y SLO	0	17.5	0	0	0	0	2918	1907	Sisma X SLV	34	0	0	0	0	0
2919	1907	Sisma Y SLV	0	34	0	0	0	0	2920	1907	Sisma X SLO	25.3	0	0	0	0	0
2921	1907	Sisma Y SLO	0	25.3	0	0	0	0	2922	1908	Sisma X SLV	23.5	0	0	0	0	0
2923	1908	Sisma Y SLV	0	23.5	0	0	0	0	2924	1908	Sisma X SLO	17.5	0	0	0	0	0
2925	1908	Sisma Y SLO	0	17.5	0	0	0	0	2926	1909	Sisma X SLV	23.5	0	0	0	0	0
2927	1909	Sisma Y SLV	0	23.5	0	0	0	0	2928	1909	Sisma X SLO	17.5	0	0	0	0	0
2929	1909	Sisma Y SLO	0	17.5	0	0	0	0	2930	1910	Sisma X SLV	23.5	0	0	0	0	0
2931	1910	Sisma Y SLV	0	23.5	0	0	0	0	2932	1910	Sisma X SLO	17.5	0	0	0	0	0
2933	1910	Sisma Y SLO	0	17.5	0	0	0	0	2934	1911	Sisma X SLV	23.5	0	0	0	0	0
2935	1911	Sisma Y SLV	0	23.5	0	0	0	0	2936	1911	Sisma X SLO	17.5	0	0	0	0	0
2937	1911	Sisma Y SLO	0	17.5	0	0	0	0	2938	1912	Sisma X SLV	23.5	0	0	0	0	0
2939	1912	Sisma Y SLV	0	23.5	0	0	0	0	2940	1912	Sisma X SLO	17.5	0	0	0	0	0
2941	1912	Sisma Y SLO	0	17.5	0	0	0	0	2942	1913	Sisma X SLV	23.5	0	0	0	0	0
2943	1913	Sisma Y SLV	0	23.5	0	0	0	0	2944	1913	Sisma X SLO	17.5	0	0	0	0	0
2945	1913	Sisma Y SLO	0	17.5	0	0	0	0	2946	1914	Sisma X SLV	23.2	0	0	0	0	0
2947	1914	Sisma Y SLV	0	23.2	0	0	0	0	2948	1914	Sisma X SLO	17.3	0	0	0	0	0
2949	1914	Sisma Y SLO	0	17.3	0	0	0	0	2950	1915	Sisma X SLV	23	0	0	0	0	0
2951	1915	Sisma Y SLV	0	23	0	0	0	0	2952	1915	Sisma X SLO	17.1	0	0	0	0	0

**PIAZZALE TRIAGE-FABBRICATO-ALLEGATO
ALLA REL. PREDIMENSIONAMENTO
STRUTTURE**

Codice documento
SF0272_F0

<i>Rev</i>	<i>Data</i>
F0	20/06/2011

Indice	Nodo	Condizione	Fx	Fy	Fz	Mx	My	Mz	Indice	Nodo	Condizione	Fx	Fy	Fz	Mx	My	Mz
2953	1915	Sisma Y SLO	0	17.1	0	0	0	0	2954	1916	Sisma X SLV	23	0	0	0	0	0
2955	1916	Sisma Y SLV	0	23	0	0	0	0	2956	1916	Sisma X SLO	17.1	0	0	0	0	0
2957	1916	Sisma Y SLO	0	17.1	0	0	0	0	2958	1917	Sisma X SLV	23	0	0	0	0	0
2959	1917	Sisma Y SLV	0	23	0	0	0	0	2960	1917	Sisma X SLO	17.1	0	0	0	0	0
2961	1917	Sisma Y SLO	0	17.1	0	0	0	0	2962	1918	Sisma X SLV	23	0	0	0	0	0
2963	1918	Sisma Y SLV	0	23	0	0	0	0	2964	1918	Sisma X SLO	17.1	0	0	0	0	0
2965	1918	Sisma Y SLO	0	17.1	0	0	0	0	2966	1919	Sisma X SLV	23	0	0	0	0	0
2967	1919	Sisma Y SLV	0	23	0	0	0	0	2968	1919	Sisma X SLO	17.1	0	0	0	0	0
2969	1919	Sisma Y SLO	0	17.1	0	0	0	0	2970	1920	Sisma X SLV	23	0	0	0	0	0
2971	1920	Sisma Y SLV	0	23	0	0	0	0	2972	1920	Sisma X SLO	17.1	0	0	0	0	0
2973	1920	Sisma Y SLO	0	17.1	0	0	0	0	2974	1921	Sisma X SLV	23.4	0	0	0	0	0
2975	1921	Sisma Y SLV	0	23.4	0	0	0	0	2976	1921	Sisma X SLO	17.4	0	0	0	0	0
2977	1921	Sisma Y SLO	0	17.4	0	0	0	0	2978	1922	Sisma X SLV	23.8	0	0	0	0	0
2979	1922	Sisma Y SLV	0	23.8	0	0	0	0	2980	1922	Sisma X SLO	17.7	0	0	0	0	0
2981	1922	Sisma Y SLO	0	17.7	0	0	0	0	2982	1923	Sisma X SLV	20.9	0	0	0	0	0
2983	1923	Sisma Y SLV	0	20.9	0	0	0	0	2984	1923	Sisma X SLO	15.6	0	0	0	0	0
2985	1923	Sisma Y SLO	0	15.6	0	0	0	0	2986	1924	Sisma X SLV	23.8	0	0	0	0	0
2987	1924	Sisma Y SLV	0	23.8	0	0	0	0	2988	1924	Sisma X SLO	17.7	0	0	0	0	0
2989	1924	Sisma Y SLO	0	17.7	0	0	0	0	2990	1925	Sisma X SLV	23.8	0	0	0	0	0
2991	1925	Sisma Y SLV	0	23.8	0	0	0	0	2992	1925	Sisma X SLO	17.7	0	0	0	0	0
2993	1925	Sisma Y SLO	0	17.7	0	0	0	0	2994	1926	Sisma X SLV	20.9	0	0	0	0	0
2995	1926	Sisma Y SLV	0	20.9	0	0	0	0	2996	1926	Sisma X SLO	15.6	0	0	0	0	0
2997	1926	Sisma Y SLO	0	15.6	0	0	0	0	2998	1927	Sisma X SLV	23.8	0	0	0	0	0
2999	1927	Sisma Y SLV	0	23.8	0	0	0	0	3000	1927	Sisma X SLO	17.7	0	0	0	0	0
3001	1927	Sisma Y SLO	0	17.7	0	0	0	0	3002	1928	Sisma X SLV	23.8	0	0	0	0	0
3003	1928	Sisma Y SLV	0	23.8	0	0	0	0	3004	1928	Sisma X SLO	17.7	0	0	0	0	0
3005	1928	Sisma Y SLO	0	17.7	0	0	0	0	3006	1929	Sisma X SLV	20.9	0	0	0	0	0

**PIAZZALE TRIAGE-FABBRICATO-ALLEGATO
ALLA REL. PREDIMENSIONAMENTO
STRUTTURE**

Codice documento
SF0272_F0

<i>Rev</i>	<i>Data</i>
F0	20/06/2011

Indice	Nodo	Condizione	Fx	Fy	Fz	Mx	My	Mz	Indice	Nodo	Condizione	Fx	Fy	Fz	Mx	My	Mz
3007	1929	Sisma Y SLV	0	20.9	0	0	0	0	3008	1929	Sisma X SLO	15.6	0	0	0	0	0
3009	1929	Sisma Y SLO	0	15.6	0	0	0	0	3010	1930	Sisma X SLV	23.8	0	0	0	0	0
3011	1930	Sisma Y SLV	0	23.8	0	0	0	0	3012	1930	Sisma X SLO	17.7	0	0	0	0	0
3013	1930	Sisma Y SLO	0	17.7	0	0	0	0	3014	1931	Sisma X SLV	23.8	0	0	0	0	0
3015	1931	Sisma Y SLV	0	23.8	0	0	0	0	3016	1931	Sisma X SLO	17.7	0	0	0	0	0
3017	1931	Sisma Y SLO	0	17.7	0	0	0	0	3018	1932	Sisma X SLV	20.9	0	0	0	0	0
3019	1932	Sisma Y SLV	0	20.9	0	0	0	0	3020	1932	Sisma X SLO	15.6	0	0	0	0	0
3021	1932	Sisma Y SLO	0	15.6	0	0	0	0	3022	1933	Sisma X SLV	23.8	0	0	0	0	0
3023	1933	Sisma Y SLV	0	23.8	0	0	0	0	3024	1933	Sisma X SLO	17.7	0	0	0	0	0
3025	1933	Sisma Y SLO	0	17.7	0	0	0	0	3026	1934	Sisma X SLV	23.8	0	0	0	0	0
3027	1934	Sisma Y SLV	0	23.8	0	0	0	0	3028	1934	Sisma X SLO	17.7	0	0	0	0	0
3029	1934	Sisma Y SLO	0	17.7	0	0	0	0	3030	1935	Sisma X SLV	20.9	0	0	0	0	0
3031	1935	Sisma Y SLV	0	20.9	0	0	0	0	3032	1935	Sisma X SLO	15.6	0	0	0	0	0
3033	1935	Sisma Y SLO	0	15.6	0	0	0	0	3034	1936	Sisma X SLV	23.8	0	0	0	0	0
3035	1936	Sisma Y SLV	0	23.8	0	0	0	0	3036	1936	Sisma X SLO	17.7	0	0	0	0	0
3037	1936	Sisma Y SLO	0	17.7	0	0	0	0	3038	1937	Sisma X SLV	23.8	0	0	0	0	0
3039	1937	Sisma Y SLV	0	23.8	0	0	0	0	3040	1937	Sisma X SLO	17.7	0	0	0	0	0
3041	1937	Sisma Y SLO	0	17.7	0	0	0	0	3042	1938	Sisma X SLV	20.9	0	0	0	0	0
3043	1938	Sisma Y SLV	0	20.9	0	0	0	0	3044	1938	Sisma X SLO	15.6	0	0	0	0	0
3045	1938	Sisma Y SLO	0	15.6	0	0	0	0	3046	1939	Sisma X SLV	23.8	0	0	0	0	0
3047	1939	Sisma Y SLV	0	23.8	0	0	0	0	3048	1939	Sisma X SLO	17.7	0	0	0	0	0
3049	1939	Sisma Y SLO	0	17.7	0	0	0	0	3050	1940	Sisma X SLV	23.8	0	0	0	0	0
3051	1940	Sisma Y SLV	0	23.8	0	0	0	0	3052	1940	Sisma X SLO	17.7	0	0	0	0	0
3053	1940	Sisma Y SLO	0	17.7	0	0	0	0	3054	1941	Sisma X SLV	20.9	0	0	0	0	0
3055	1941	Sisma Y SLV	0	20.9	0	0	0	0	3056	1941	Sisma X SLO	15.6	0	0	0	0	0
3057	1941	Sisma Y SLO	0	15.6	0	0	0	0	3058	1942	Sisma X SLV	23.8	0	0	0	0	0
3059	1942	Sisma Y SLV	0	23.8	0	0	0	0	3060	1942	Sisma X SLO	17.7	0	0	0	0	0

**PIAZZALE TRIAGE-FABBRICATO-ALLEGATO
ALLA REL. PREDIMENSIONAMENTO
STRUTTURE**

Codice documento
SF0272_F0

<i>Rev</i>	<i>Data</i>
F0	20/06/2011

Indice	Nodo	Condizione	Fx	Fy	Fz	Mx	My	Mz	Indice	Nodo	Condizione	Fx	Fy	Fz	Mx	My	Mz
3061	1942	Sisma Y SLO	0	17.7	0	0	0	0	3062	1943	Sisma X SLV	23.8	0	0	0	0	0
3063	1943	Sisma Y SLV	0	23.8	0	0	0	0	3064	1943	Sisma X SLO	17.7	0	0	0	0	0
3065	1943	Sisma Y SLO	0	17.7	0	0	0	0	3066	1944	Sisma X SLV	20.9	0	0	0	0	0
3067	1944	Sisma Y SLV	0	20.9	0	0	0	0	3068	1944	Sisma X SLO	15.6	0	0	0	0	0
3069	1944	Sisma Y SLO	0	15.6	0	0	0	0	3070	1945	Sisma X SLV	23.8	0	0	0	0	0
3071	1945	Sisma Y SLV	0	23.8	0	0	0	0	3072	1945	Sisma X SLO	17.7	0	0	0	0	0
3073	1945	Sisma Y SLO	0	17.7	0	0	0	0	3074	1946	Sisma X SLV	23.8	0	0	0	0	0
3075	1946	Sisma Y SLV	0	23.8	0	0	0	0	3076	1946	Sisma X SLO	17.7	0	0	0	0	0
3077	1946	Sisma Y SLO	0	17.7	0	0	0	0	3078	1947	Sisma X SLV	20.9	0	0	0	0	0
3079	1947	Sisma Y SLV	0	20.9	0	0	0	0	3080	1947	Sisma X SLO	15.6	0	0	0	0	0
3081	1947	Sisma Y SLO	0	15.6	0	0	0	0	3082	1948	Sisma X SLV	23.8	0	0	0	0	0
3083	1948	Sisma Y SLV	0	23.8	0	0	0	0	3084	1948	Sisma X SLO	17.7	0	0	0	0	0
3085	1948	Sisma Y SLO	0	17.7	0	0	0	0	3086	1949	Sisma X SLV	23.8	0	0	0	0	0
3087	1949	Sisma Y SLV	0	23.8	0	0	0	0	3088	1949	Sisma X SLO	17.7	0	0	0	0	0
3089	1949	Sisma Y SLO	0	17.7	0	0	0	0	3090	1950	Sisma X SLV	20.9	0	0	0	0	0
3091	1950	Sisma Y SLV	0	20.9	0	0	0	0	3092	1950	Sisma X SLO	15.6	0	0	0	0	0
3093	1950	Sisma Y SLO	0	15.6	0	0	0	0	3094	1951	Sisma X SLV	23.8	0	0	0	0	0
3095	1951	Sisma Y SLV	0	23.8	0	0	0	0	3096	1951	Sisma X SLO	17.7	0	0	0	0	0
3097	1951	Sisma Y SLO	0	17.7	0	0	0	0	3098	1952	Sisma X SLV	23.8	0	0	0	0	0
3099	1952	Sisma Y SLV	0	23.8	0	0	0	0	3100	1952	Sisma X SLO	17.7	0	0	0	0	0
3101	1952	Sisma Y SLO	0	17.7	0	0	0	0	3102	1953	Sisma X SLV	20.9	0	0	0	0	0
3103	1953	Sisma Y SLV	0	20.9	0	0	0	0	3104	1953	Sisma X SLO	15.6	0	0	0	0	0
3105	1953	Sisma Y SLO	0	15.6	0	0	0	0	3106	1954	Sisma X SLV	23.8	0	0	0	0	0
3107	1954	Sisma Y SLV	0	23.8	0	0	0	0	3108	1954	Sisma X SLO	17.7	0	0	0	0	0
3109	1954	Sisma Y SLO	0	17.7	0	0	0	0	3110	1955	Sisma X SLV	23.8	0	0	0	0	0
3111	1955	Sisma Y SLV	0	23.8	0	0	0	0	3112	1955	Sisma X SLO	17.7	0	0	0	0	0
3113	1955	Sisma Y SLO	0	17.7	0	0	0	0	3114	1956	Sisma X SLV	20.9	0	0	0	0	0

**PIAZZALE TRIAGE-FABBRICATO-ALLEGATO
ALLA REL. PREDIMENSIONAMENTO
STRUTTURE**

Codice documento
SF0272_F0

<i>Rev</i>	<i>Data</i>
F0	20/06/2011

Indice	Nodo	Condizione	Fx	Fy	Fz	Mx	My	Mz	Indice	Nodo	Condizione	Fx	Fy	Fz	Mx	My	Mz
3115	1956	Sisma Y SLV	0	20.9	0	0	0	0	3116	1956	Sisma X SLO	15.6	0	0	0	0	0
3117	1956	Sisma Y SLO	0	15.6	0	0	0	0	3118	1957	Sisma X SLV	23.8	0	0	0	0	0
3119	1957	Sisma Y SLV	0	23.8	0	0	0	0	3120	1957	Sisma X SLO	17.7	0	0	0	0	0
3121	1957	Sisma Y SLO	0	17.7	0	0	0	0	3122	1958	Sisma X SLV	23.8	0	0	0	0	0
3123	1958	Sisma Y SLV	0	23.8	0	0	0	0	3124	1958	Sisma X SLO	17.7	0	0	0	0	0
3125	1958	Sisma Y SLO	0	17.7	0	0	0	0	3126	1959	Sisma X SLV	20.9	0	0	0	0	0
3127	1959	Sisma Y SLV	0	20.9	0	0	0	0	3128	1959	Sisma X SLO	15.6	0	0	0	0	0
3129	1959	Sisma Y SLO	0	15.6	0	0	0	0	3130	1960	Sisma X SLV	23.8	0	0	0	0	0
3131	1960	Sisma Y SLV	0	23.8	0	0	0	0	3132	1960	Sisma X SLO	17.7	0	0	0	0	0
3133	1960	Sisma Y SLO	0	17.7	0	0	0	0	3134	1961	Sisma X SLV	23.8	0	0	0	0	0
3135	1961	Sisma Y SLV	0	23.8	0	0	0	0	3136	1961	Sisma X SLO	17.7	0	0	0	0	0
3137	1961	Sisma Y SLO	0	17.7	0	0	0	0	3138	1962	Sisma X SLV	20.9	0	0	0	0	0
3139	1962	Sisma Y SLV	0	20.9	0	0	0	0	3140	1962	Sisma X SLO	15.6	0	0	0	0	0
3141	1962	Sisma Y SLO	0	15.6	0	0	0	0	3142	1963	Sisma X SLV	23.8	0	0	0	0	0
3143	1963	Sisma Y SLV	0	23.8	0	0	0	0	3144	1963	Sisma X SLO	17.7	0	0	0	0	0
3145	1963	Sisma Y SLO	0	17.7	0	0	0	0	3146	1964	Sisma X SLV	23.8	0	0	0	0	0
3147	1964	Sisma Y SLV	0	23.8	0	0	0	0	3148	1964	Sisma X SLO	17.7	0	0	0	0	0
3149	1964	Sisma Y SLO	0	17.7	0	0	0	0	3150	1965	Sisma X SLV	20.9	0	0	0	0	0
3151	1965	Sisma Y SLV	0	20.9	0	0	0	0	3152	1965	Sisma X SLO	15.6	0	0	0	0	0
3153	1965	Sisma Y SLO	0	15.6	0	0	0	0	3154	1966	Sisma X SLV	23.8	0	0	0	0	0
3155	1966	Sisma Y SLV	0	23.8	0	0	0	0	3156	1966	Sisma X SLO	17.7	0	0	0	0	0
3157	1966	Sisma Y SLO	0	17.7	0	0	0	0	3158	1967	Sisma X SLV	23.8	0	0	0	0	0
3159	1967	Sisma Y SLV	0	23.8	0	0	0	0	3160	1967	Sisma X SLO	17.7	0	0	0	0	0
3161	1967	Sisma Y SLO	0	17.7	0	0	0	0	3162	1968	Sisma X SLV	20.9	0	0	0	0	0
3163	1968	Sisma Y SLV	0	20.9	0	0	0	0	3164	1968	Sisma X SLO	15.6	0	0	0	0	0
3165	1968	Sisma Y SLO	0	15.6	0	0	0	0	3166	1969	Sisma X SLV	23.8	0	0	0	0	0
3167	1969	Sisma Y SLV	0	23.8	0	0	0	0	3168	1969	Sisma X SLO	17.7	0	0	0	0	0

**PIAZZALE TRIAGE-FABBRICATO-ALLEGATO
ALLA REL. PREDIMENSIONAMENTO
STRUTTURE**

Codice documento
SF0272_F0

<i>Rev</i>	<i>Data</i>
F0	20/06/2011

Indice	Nodo	Condizione	Fx	Fy	Fz	Mx	My	Mz	Indice	Nodo	Condizione	Fx	Fy	Fz	Mx	My	Mz
3169	1969	Sisma Y SLO	0	17.7	0	0	0	0	3170	1970	Sisma X SLV	23.8	0	0	0	0	0
3171	1970	Sisma Y SLV	0	23.8	0	0	0	0	3172	1970	Sisma X SLO	17.7	0	0	0	0	0
3173	1970	Sisma Y SLO	0	17.7	0	0	0	0	3174	1971	Sisma X SLV	20.9	0	0	0	0	0
3175	1971	Sisma Y SLV	0	20.9	0	0	0	0	3176	1971	Sisma X SLO	15.6	0	0	0	0	0
3177	1971	Sisma Y SLO	0	15.6	0	0	0	0	3178	1972	Sisma X SLV	23.8	0	0	0	0	0
3179	1972	Sisma Y SLV	0	23.8	0	0	0	0	3180	1972	Sisma X SLO	17.7	0	0	0	0	0
3181	1972	Sisma Y SLO	0	17.7	0	0	0	0	3182	1973	Sisma X SLV	23.8	0	0	0	0	0
3183	1973	Sisma Y SLV	0	23.8	0	0	0	0	3184	1973	Sisma X SLO	17.7	0	0	0	0	0
3185	1973	Sisma Y SLO	0	17.7	0	0	0	0	3186	1974	Sisma X SLV	20.9	0	0	0	0	0
3187	1974	Sisma Y SLV	0	20.9	0	0	0	0	3188	1974	Sisma X SLO	15.6	0	0	0	0	0
3189	1974	Sisma Y SLO	0	15.6	0	0	0	0	3190	1975	Sisma X SLV	23.8	0	0	0	0	0
3191	1975	Sisma Y SLV	0	23.8	0	0	0	0	3192	1975	Sisma X SLO	17.7	0	0	0	0	0
3193	1975	Sisma Y SLO	0	17.7	0	0	0	0	3194	1976	Sisma X SLV	23.8	0	0	0	0	0
3195	1976	Sisma Y SLV	0	23.8	0	0	0	0	3196	1976	Sisma X SLO	17.7	0	0	0	0	0
3197	1976	Sisma Y SLO	0	17.7	0	0	0	0	3198	1977	Sisma X SLV	20.9	0	0	0	0	0
3199	1977	Sisma Y SLV	0	20.9	0	0	0	0	3200	1977	Sisma X SLO	15.6	0	0	0	0	0
3201	1977	Sisma Y SLO	0	15.6	0	0	0	0	3202	1978	Sisma X SLV	23.8	0	0	0	0	0
3203	1978	Sisma Y SLV	0	23.8	0	0	0	0	3204	1978	Sisma X SLO	17.7	0	0	0	0	0
3205	1978	Sisma Y SLO	0	17.7	0	0	0	0	3206	1979	Sisma X SLV	23.8	0	0	0	0	0
3207	1979	Sisma Y SLV	0	23.8	0	0	0	0	3208	1979	Sisma X SLO	17.7	0	0	0	0	0
3209	1979	Sisma Y SLO	0	17.7	0	0	0	0	3210	1980	Sisma X SLV	20.9	0	0	0	0	0
3211	1980	Sisma Y SLV	0	20.9	0	0	0	0	3212	1980	Sisma X SLO	15.6	0	0	0	0	0
3213	1980	Sisma Y SLO	0	15.6	0	0	0	0	3214	1981	Sisma X SLV	23.8	0	0	0	0	0
3215	1981	Sisma Y SLV	0	23.8	0	0	0	0	3216	1981	Sisma X SLO	17.7	0	0	0	0	0
3217	1981	Sisma Y SLO	0	17.7	0	0	0	0	3218	1982	Sisma X SLV	23.8	0	0	0	0	0
3219	1982	Sisma Y SLV	0	23.8	0	0	0	0	3220	1982	Sisma X SLO	17.7	0	0	0	0	0
3221	1982	Sisma Y SLO	0	17.7	0	0	0	0	3222	1983	Sisma X SLV	20.9	0	0	0	0	0

**PIAZZALE TRIAGE-FABBRICATO-ALLEGATO
ALLA REL. PREDIMENSIONAMENTO
STRUTTURE**

Codice documento
SF0272_F0

<i>Rev</i>	<i>Data</i>
F0	20/06/2011

Indice	Nodo	Condizione	Fx	Fy	Fz	Mx	My	Mz	Indice	Nodo	Condizione	Fx	Fy	Fz	Mx	My	Mz
3223	1983	Sisma Y SLV	0	20.9	0	0	0	0	3224	1983	Sisma X SLO	15.6	0	0	0	0	0
3225	1983	Sisma Y SLO	0	15.6	0	0	0	0	3226	1984	Sisma X SLV	23.8	0	0	0	0	0
3227	1984	Sisma Y SLV	0	23.8	0	0	0	0	3228	1984	Sisma X SLO	17.7	0	0	0	0	0
3229	1984	Sisma Y SLO	0	17.7	0	0	0	0	3230	1985	Sisma X SLV	23.8	0	0	0	0	0
3231	1985	Sisma Y SLV	0	23.8	0	0	0	0	3232	1985	Sisma X SLO	17.7	0	0	0	0	0
3233	1985	Sisma Y SLO	0	17.7	0	0	0	0	3234	1986	Sisma X SLV	20.9	0	0	0	0	0
3235	1986	Sisma Y SLV	0	20.9	0	0	0	0	3236	1986	Sisma X SLO	15.6	0	0	0	0	0
3237	1986	Sisma Y SLO	0	15.6	0	0	0	0	3238	1987	Sisma X SLV	23.8	0	0	0	0	0
3239	1987	Sisma Y SLV	0	23.8	0	0	0	0	3240	1987	Sisma X SLO	17.7	0	0	0	0	0
3241	1987	Sisma Y SLO	0	17.7	0	0	0	0	3242	1988	Sisma X SLV	23.9	0	0	0	0	0
3243	1988	Sisma Y SLV	0	23.9	0	0	0	0	3244	1988	Sisma X SLO	17.8	0	0	0	0	0
3245	1988	Sisma Y SLO	0	17.8	0	0	0	0	3246	1989	Sisma X SLV	23.9	0	0	0	0	0
3247	1989	Sisma Y SLV	0	23.9	0	0	0	0	3248	1989	Sisma X SLO	17.8	0	0	0	0	0
3249	1989	Sisma Y SLO	0	17.8	0	0	0	0	3250	1990	Sisma X SLV	23.9	0	0	0	0	0
3251	1990	Sisma Y SLV	0	23.9	0	0	0	0	3252	1990	Sisma X SLO	17.8	0	0	0	0	0
3253	1990	Sisma Y SLO	0	17.8	0	0	0	0	3254	1991	Sisma X SLV	23.9	0	0	0	0	0
3255	1991	Sisma Y SLV	0	23.9	0	0	0	0	3256	1991	Sisma X SLO	17.8	0	0	0	0	0
3257	1991	Sisma Y SLO	0	17.8	0	0	0	0	3258	1992	Sisma X SLV	23.9	0	0	0	0	0
3259	1992	Sisma Y SLV	0	23.9	0	0	0	0	3260	1992	Sisma X SLO	17.8	0	0	0	0	0
3261	1992	Sisma Y SLO	0	17.8	0	0	0	0	3262	1993	Sisma X SLV	24.1	0	0	0	0	0
3263	1993	Sisma Y SLV	0	24.1	0	0	0	0	3264	1993	Sisma X SLO	17.9	0	0	0	0	0
3265	1993	Sisma Y SLO	0	17.9	0	0	0	0	3266	1994	Sisma X SLV	24.2	0	0	0	0	0
3267	1994	Sisma Y SLV	0	24.2	0	0	0	0	3268	1994	Sisma X SLO	18	0	0	0	0	0
3269	1994	Sisma Y SLO	0	18	0	0	0	0	3270	1995	Sisma X SLV	24.2	0	0	0	0	0
3271	1995	Sisma Y SLV	0	24.2	0	0	0	0	3272	1995	Sisma X SLO	18	0	0	0	0	0
3273	1995	Sisma Y SLO	0	18	0	0	0	0	3274	1996	Sisma X SLV	24.2	0	0	0	0	0
3275	1996	Sisma Y SLV	0	24.2	0	0	0	0	3276	1996	Sisma X SLO	18	0	0	0	0	0

**PIAZZALE TRIAGE-FABBRICATO-ALLEGATO
ALLA REL. PREDIMENSIONAMENTO
STRUTTURE**

Codice documento
SF0272_F0

<i>Rev</i>	<i>Data</i>
F0	20/06/2011

Indice	Nodo	Condizione	Fx	Fy	Fz	Mx	My	Mz	Indice	Nodo	Condizione	Fx	Fy	Fz	Mx	My	Mz
3277	1996	Sisma Y SLO	0	18	0	0	0	0	3278	1997	Sisma X SLV	24.2	0	0	0	0	0
3279	1997	Sisma Y SLV	0	24.2	0	0	0	0	3280	1997	Sisma X SLO	18	0	0	0	0	0
3281	1997	Sisma Y SLO	0	18	0	0	0	0	3282	1998	Sisma X SLV	24.2	0	0	0	0	0
3283	1998	Sisma Y SLV	0	24.2	0	0	0	0	3284	1998	Sisma X SLO	18	0	0	0	0	0
3285	1998	Sisma Y SLO	0	18	0	0	0	0	3286	1999	Sisma X SLV	24.2	0	0	0	0	0
3287	1999	Sisma Y SLV	0	24.2	0	0	0	0	3288	1999	Sisma X SLO	18	0	0	0	0	0
3289	1999	Sisma Y SLO	0	18	0	0	0	0	3290	2000	Sisma X SLV	22.9	0	0	0	0	0
3291	2000	Sisma Y SLV	0	22.9	0	0	0	0	3292	2000	Sisma X SLO	17.1	0	0	0	0	0
3293	2000	Sisma Y SLO	0	17.1	0	0	0	0	3294	2001	Sisma X SLV	21.7	0	0	0	0	0
3295	2001	Sisma Y SLV	0	21.7	0	0	0	0	3296	2001	Sisma X SLO	16.2	0	0	0	0	0
3297	2001	Sisma Y SLO	0	16.2	0	0	0	0	3298	2002	Sisma X SLV	21.7	0	0	0	0	0
3299	2002	Sisma Y SLV	0	21.7	0	0	0	0	3300	2002	Sisma X SLO	16.2	0	0	0	0	0
3301	2002	Sisma Y SLO	0	16.2	0	0	0	0	3302	2003	Sisma X SLV	21.7	0	0	0	0	0
3303	2003	Sisma Y SLV	0	21.7	0	0	0	0	3304	2003	Sisma X SLO	16.2	0	0	0	0	0
3305	2003	Sisma Y SLO	0	16.2	0	0	0	0	3306	2004	Sisma X SLV	21.7	0	0	0	0	0
3307	2004	Sisma Y SLV	0	21.7	0	0	0	0	3308	2004	Sisma X SLO	16.2	0	0	0	0	0
3309	2004	Sisma Y SLO	0	16.2	0	0	0	0	3310	2005	Sisma X SLV	21.7	0	0	0	0	0
3311	2005	Sisma Y SLV	0	21.7	0	0	0	0	3312	2005	Sisma X SLO	16.2	0	0	0	0	0
3313	2005	Sisma Y SLO	0	16.2	0	0	0	0	3314	2006	Sisma X SLV	21.7	0	0	0	0	0
3315	2006	Sisma Y SLV	0	21.7	0	0	0	0	3316	2006	Sisma X SLO	16.2	0	0	0	0	0
3317	2006	Sisma Y SLO	0	16.2	0	0	0	0	3318	2007	Sisma X SLV	21.7	0	0	0	0	0
3319	2007	Sisma Y SLV	0	21.7	0	0	0	0	3320	2007	Sisma X SLO	16.2	0	0	0	0	0
3321	2007	Sisma Y SLO	0	16.2	0	0	0	0	3322	2008	Sisma X SLV	21.7	0	0	0	0	0
3323	2008	Sisma Y SLV	0	21.7	0	0	0	0	3324	2008	Sisma X SLO	16.2	0	0	0	0	0
3325	2008	Sisma Y SLO	0	16.2	0	0	0	0	3326	2009	Sisma X SLV	21.7	0	0	0	0	0
3327	2009	Sisma Y SLV	0	21.7	0	0	0	0	3328	2009	Sisma X SLO	16.2	0	0	0	0	0
3329	2009	Sisma Y SLO	0	16.2	0	0	0	0	3330	2010	Sisma X SLV	21.7	0	0	0	0	0

**PIAZZALE TRIAGE-FABBRICATO-ALLEGATO
ALLA REL. PREDIMENSIONAMENTO
STRUTTURE**

Codice documento
SF0272_F0

<i>Rev</i>	<i>Data</i>
F0	20/06/2011

Indice	Nodo	Condizione	Fx	Fy	Fz	Mx	My	Mz	Indice	Nodo	Condizione	Fx	Fy	Fz	Mx	My	Mz
3331	2010	Sisma Y SLV	0	21.7	0	0	0	0	3332	2010	Sisma X SLO	16.2	0	0	0	0	0
3333	2010	Sisma Y SLO	0	16.2	0	0	0	0	3334	2011	Sisma X SLV	21.7	0	0	0	0	0
3335	2011	Sisma Y SLV	0	21.7	0	0	0	0	3336	2011	Sisma X SLO	16.2	0	0	0	0	0
3337	2011	Sisma Y SLO	0	16.2	0	0	0	0	3338	2012	Sisma X SLV	21.7	0	0	0	0	0
3339	2012	Sisma Y SLV	0	21.7	0	0	0	0	3340	2012	Sisma X SLO	16.2	0	0	0	0	0
3341	2012	Sisma Y SLO	0	16.2	0	0	0	0	3342	2013	Sisma X SLV	21.7	0	0	0	0	0
3343	2013	Sisma Y SLV	0	21.7	0	0	0	0	3344	2013	Sisma X SLO	16.2	0	0	0	0	0
3345	2013	Sisma Y SLO	0	16.2	0	0	0	0	3346	2014	Sisma X SLV	21.7	0	0	0	0	0
3347	2014	Sisma Y SLV	0	21.7	0	0	0	0	3348	2014	Sisma X SLO	16.2	0	0	0	0	0
3349	2014	Sisma Y SLO	0	16.2	0	0	0	0	3350	2015	Sisma X SLV	21.7	0	0	0	0	0
3351	2015	Sisma Y SLV	0	21.7	0	0	0	0	3352	2015	Sisma X SLO	16.2	0	0	0	0	0
3353	2015	Sisma Y SLO	0	16.2	0	0	0	0	3354	2016	Sisma X SLV	21.7	0	0	0	0	0
3355	2016	Sisma Y SLV	0	21.7	0	0	0	0	3356	2016	Sisma X SLO	16.2	0	0	0	0	0
3357	2016	Sisma Y SLO	0	16.2	0	0	0	0	3358	2017	Sisma X SLV	21.7	0	0	0	0	0
3359	2017	Sisma Y SLV	0	21.7	0	0	0	0	3360	2017	Sisma X SLO	16.2	0	0	0	0	0
3361	2017	Sisma Y SLO	0	16.2	0	0	0	0	3362	2018	Sisma X SLV	21.7	0	0	0	0	0
3363	2018	Sisma Y SLV	0	21.7	0	0	0	0	3364	2018	Sisma X SLO	16.2	0	0	0	0	0
3365	2018	Sisma Y SLO	0	16.2	0	0	0	0	3366	2019	Sisma X SLV	21.7	0	0	0	0	0
3367	2019	Sisma Y SLV	0	21.7	0	0	0	0	3368	2019	Sisma X SLO	16.2	0	0	0	0	0
3369	2019	Sisma Y SLO	0	16.2	0	0	0	0	3370	2020	Sisma X SLV	21.7	0	0	0	0	0
3371	2020	Sisma Y SLV	0	21.7	0	0	0	0	3372	2020	Sisma X SLO	16.2	0	0	0	0	0
3373	2020	Sisma Y SLO	0	16.2	0	0	0	0	3374	2021	Sisma X SLV	33	0	0	0	0	0
3375	2021	Sisma Y SLV	0	33	0	0	0	0	3376	2021	Sisma X SLO	24.6	0	0	0	0	0
3377	2021	Sisma Y SLO	0	24.6	0	0	0	0	3378	2022	Sisma X SLV	23.4	0	0	0	0	0
3379	2022	Sisma Y SLV	0	23.4	0	0	0	0	3380	2022	Sisma X SLO	17.5	0	0	0	0	0
3381	2022	Sisma Y SLO	0	17.5	0	0	0	0	3382	2023	Sisma X SLV	23.4	0	0	0	0	0
3383	2023	Sisma Y SLV	0	23.4	0	0	0	0	3384	2023	Sisma X SLO	17.5	0	0	0	0	0

**PIAZZALE TRIAGE-FABBRICATO-ALLEGATO
ALLA REL. PREDIMENSIONAMENTO
STRUTTURE**

Codice documento
SF0272_F0

<i>Rev</i>	<i>Data</i>
F0	20/06/2011

Indice	Nodo	Condizione	Fx	Fy	Fz	Mx	My	Mz	Indice	Nodo	Condizione	Fx	Fy	Fz	Mx	My	Mz
3385	2023	Sisma Y SLO	0	17.5	0	0	0	0	3386	2024	Sisma X SLV	23.4	0	0	0	0	0
3387	2024	Sisma Y SLV	0	23.4	0	0	0	0	3388	2024	Sisma X SLO	17.5	0	0	0	0	0
3389	2024	Sisma Y SLO	0	17.5	0	0	0	0	3390	2025	Sisma X SLV	23.4	0	0	0	0	0
3391	2025	Sisma Y SLV	0	23.4	0	0	0	0	3392	2025	Sisma X SLO	17.5	0	0	0	0	0
3393	2025	Sisma Y SLO	0	17.5	0	0	0	0	3394	2026	Sisma X SLV	23.4	0	0	0	0	0
3395	2026	Sisma Y SLV	0	23.4	0	0	0	0	3396	2026	Sisma X SLO	17.5	0	0	0	0	0
3397	2026	Sisma Y SLO	0	17.5	0	0	0	0	3398	2027	Sisma X SLV	11.7	0	0	0	0	0
3399	2027	Sisma Y SLV	0	11.7	0	0	0	0	3400	2027	Sisma X SLO	8.7	0	0	0	0	0
3401	2027	Sisma Y SLO	0	8.7	0	0	0	0	3402	2028	Sisma X SLV	23.7	0	0	0	0	0
3403	2028	Sisma Y SLV	0	23.7	0	0	0	0	3404	2028	Sisma X SLO	17.6	0	0	0	0	0
3405	2028	Sisma Y SLO	0	17.6	0	0	0	0	3406	2029	Sisma X SLV	23.6	0	0	0	0	0
3407	2029	Sisma Y SLV	0	23.6	0	0	0	0	3408	2029	Sisma X SLO	17.5	0	0	0	0	0
3409	2029	Sisma Y SLO	0	17.5	0	0	0	0	3410	2030	Sisma X SLV	23.6	0	0	0	0	0
3411	2030	Sisma Y SLO	0	23.6	0	0	0	0	3412	2030	Sisma X SLO	17.5	0	0	0	0	0
3413	2030	Sisma Y SLV	0	17.5	0	0	0	0	3414	2031	Sisma X SLV	23.6	0	0	0	0	0
3415	2031	Sisma Y SLO	0	23.6	0	0	0	0	3416	2031	Sisma X SLO	17.5	0	0	0	0	0
3417	2031	Sisma Y SLO	0	17.5	0	0	0	0	3418	2032	Sisma X SLV	24	0	0	0	0	0
3419	2032	Sisma Y SLV	0	24	0	0	0	0	3420	2032	Sisma X SLO	17.9	0	0	0	0	0
3421	2032	Sisma Y SLO	0	17.9	0	0	0	0	3422	2033	Sisma X SLV	24.4	0	0	0	0	0
3423	2033	Sisma Y SLV	0	24.4	0	0	0	0	3424	2033	Sisma X SLO	18.2	0	0	0	0	0
3425	2033	Sisma Y SLO	0	18.2	0	0	0	0	3426	2034	Sisma X SLV	24.4	0	0	0	0	0
3427	2034	Sisma Y SLV	0	24.4	0	0	0	0	3428	2034	Sisma X SLO	18.2	0	0	0	0	0
3429	2034	Sisma Y SLO	0	18.2	0	0	0	0	3430	2035	Sisma X SLV	24.4	0	0	0	0	0
3431	2035	Sisma Y SLV	0	24.4	0	0	0	0	3432	2035	Sisma X SLO	18.2	0	0	0	0	0
3433	2035	Sisma Y SLO	0	18.2	0	0	0	0	3434	2036	Sisma X SLV	24.4	0	0	0	0	0
3435	2036	Sisma Y SLV	0	24.4	0	0	0	0	3436	2036	Sisma X SLO	18.2	0	0	0	0	0
3437	2036	Sisma Y SLO	0	18.2	0	0	0	0	3438	2037	Sisma X SLV	25	0	0	0	0	0

**PIAZZALE TRIAGE-FABBRICATO-ALLEGATO
ALLA REL. PREDIMENSIONAMENTO
STRUTTURE**

Codice documento
SF0272_F0

<i>Rev</i>	<i>Data</i>
F0	20/06/2011

Indice	Nodo	Condizione	Fx	Fy	Fz	Mx	My	Mz	Indice	Nodo	Condizione	Fx	Fy	Fz	Mx	My	Mz
3439	2037	Sisma Y SLV	0	25	0	0	0	0	3440	2037	Sisma X SLO	18.6	0	0	0	0	0
3441	2037	Sisma Y SLO	0	18.6	0	0	0	0	3442	2038	Sisma X SLV	25.6	0	0	0	0	0
3443	2038	Sisma Y SLV	0	25.6	0	0	0	0	3444	2038	Sisma X SLO	19	0	0	0	0	0
3445	2038	Sisma Y SLO	0	19	0	0	0	0	3446	2039	Sisma X SLV	25.6	0	0	0	0	0
3447	2039	Sisma Y SLV	0	25.6	0	0	0	0	3448	2039	Sisma X SLO	19	0	0	0	0	0
3449	2039	Sisma Y SLO	0	19	0	0	0	0	3450	2040	Sisma X SLV	25.6	0	0	0	0	0
3451	2040	Sisma Y SLV	0	25.6	0	0	0	0	3452	2040	Sisma X SLO	19	0	0	0	0	0
3453	2040	Sisma Y SLO	0	19	0	0	0	0	3454	2041	Sisma X SLV	24.7	0	0	0	0	0
3455	2041	Sisma Y SLV	0	24.7	0	0	0	0	3456	2041	Sisma X SLO	18.4	0	0	0	0	0
3457	2041	Sisma Y SLO	0	18.4	0	0	0	0	3458	2042	Sisma X SLV	11.8	0	0	0	0	0
3459	2042	Sisma Y SLV	0	11.8	0	0	0	0	3460	2042	Sisma X SLO	8.8	0	0	0	0	0
3461	2042	Sisma Y SLO	0	8.8	0	0	0	0	3462	2043	Sisma X SLV	23.6	0	0	0	0	0
3463	2043	Sisma Y SLV	0	23.6	0	0	0	0	3464	2043	Sisma X SLO	17.5	0	0	0	0	0
3465	2043	Sisma Y SLO	0	17.5	0	0	0	0	3466	2044	Sisma X SLV	23.6	0	0	0	0	0
3467	2044	Sisma Y SLV	0	23.6	0	0	0	0	3468	2044	Sisma X SLO	17.5	0	0	0	0	0
3469	2044	Sisma Y SLO	0	17.5	0	0	0	0	3470	2045	Sisma X SLV	23.6	0	0	0	0	0
3471	2045	Sisma Y SLV	0	23.6	0	0	0	0	3472	2045	Sisma X SLO	17.5	0	0	0	0	0
3473	2045	Sisma Y SLO	0	17.5	0	0	0	0	3474	2046	Sisma X SLV	23.6	0	0	0	0	0
3475	2046	Sisma Y SLV	0	23.6	0	0	0	0	3476	2046	Sisma X SLO	17.5	0	0	0	0	0
3477	2046	Sisma Y SLO	0	17.5	0	0	0	0	3478	2047	Sisma X SLV	23.6	0	0	0	0	0
3479	2047	Sisma Y SLV	0	23.6	0	0	0	0	3480	2047	Sisma X SLO	17.5	0	0	0	0	0
3481	2047	Sisma Y SLO	0	17.5	0	0	0	0	3482	2048	Sisma X SLV	23.6	0	0	0	0	0
3483	2048	Sisma Y SLV	0	23.6	0	0	0	0	3484	2048	Sisma X SLO	17.5	0	0	0	0	0
3485	2048	Sisma Y SLO	0	17.5	0	0	0	0	3486	2049	Sisma X SLV	34	0	0	0	0	0
3487	2049	Sisma Y SLV	0	34	0	0	0	0	3488	2049	Sisma X SLO	25.3	0	0	0	0	0
3489	2049	Sisma Y SLO	0	25.3	0	0	0	0	3490	2050	Sisma X SLV	23.5	0	0	0	0	0
3491	2050	Sisma Y SLV	0	23.5	0	0	0	0	3492	2050	Sisma X SLO	17.5	0	0	0	0	0

**PIAZZALE TRIAGE-FABBRICATO-ALLEGATO
ALLA REL. PREDIMENSIONAMENTO
STRUTTURE**

Codice documento
SF0272_F0

<i>Rev</i>	<i>Data</i>
F0	20/06/2011

Indice	Nodo	Condizione	Fx	Fy	Fz	Mx	My	Mz	Indice	Nodo	Condizione	Fx	Fy	Fz	Mx	My	Mz
3493	2050	Sisma Y SLO	0	17.5	0	0	0	0	3494	2051	Sisma X SLV	23.5	0	0	0	0	0
3495	2051	Sisma Y SLV	0	23.5	0	0	0	0	3496	2051	Sisma X SLO	17.5	0	0	0	0	0
3497	2051	Sisma Y SLO	0	17.5	0	0	0	0	3498	2052	Sisma X SLV	23.5	0	0	0	0	0
3499	2052	Sisma Y SLV	0	23.5	0	0	0	0	3500	2052	Sisma X SLO	17.5	0	0	0	0	0
3501	2052	Sisma Y SLO	0	17.5	0	0	0	0	3502	2053	Sisma X SLV	23.5	0	0	0	0	0
3503	2053	Sisma Y SLV	0	23.5	0	0	0	0	3504	2053	Sisma X SLO	17.5	0	0	0	0	0
3505	2053	Sisma Y SLO	0	17.5	0	0	0	0	3506	2054	Sisma X SLV	23.5	0	0	0	0	0
3507	2054	Sisma Y SLV	0	23.5	0	0	0	0	3508	2054	Sisma X SLO	17.5	0	0	0	0	0
3509	2054	Sisma Y SLO	0	17.5	0	0	0	0	3510	2055	Sisma X SLV	23.5	0	0	0	0	0
3511	2055	Sisma Y SLV	0	23.5	0	0	0	0	3512	2055	Sisma X SLO	17.5	0	0	0	0	0
3513	2055	Sisma Y SLO	0	17.5	0	0	0	0	3514	2056	Sisma X SLV	23.2	0	0	0	0	0
3515	2056	Sisma Y SLV	0	23.2	0	0	0	0	3516	2056	Sisma X SLO	17.3	0	0	0	0	0
3517	2056	Sisma Y SLO	0	17.3	0	0	0	0	3518	2057	Sisma X SLV	23	0	0	0	0	0
3519	2057	Sisma Y SLV	0	23	0	0	0	0	3520	2057	Sisma X SLO	17.1	0	0	0	0	0
3521	2057	Sisma Y SLO	0	17.1	0	0	0	0	3522	2058	Sisma X SLV	23	0	0	0	0	0
3523	2058	Sisma Y SLV	0	23	0	0	0	0	3524	2058	Sisma X SLO	17.1	0	0	0	0	0
3525	2058	Sisma Y SLO	0	17.1	0	0	0	0	3526	2059	Sisma X SLV	23	0	0	0	0	0
3527	2059	Sisma Y SLV	0	23	0	0	0	0	3528	2059	Sisma X SLO	17.1	0	0	0	0	0
3529	2059	Sisma Y SLO	0	17.1	0	0	0	0	3530	2060	Sisma X SLV	23	0	0	0	0	0
3531	2060	Sisma Y SLV	0	23	0	0	0	0	3532	2060	Sisma X SLO	17.1	0	0	0	0	0
3533	2060	Sisma Y SLO	0	17.1	0	0	0	0	3534	2061	Sisma X SLV	23	0	0	0	0	0
3535	2061	Sisma Y SLV	0	23	0	0	0	0	3536	2061	Sisma X SLO	17.1	0	0	0	0	0
3537	2061	Sisma Y SLO	0	17.1	0	0	0	0	3538	2062	Sisma X SLV	23	0	0	0	0	0
3539	2062	Sisma Y SLV	0	23	0	0	0	0	3540	2062	Sisma X SLO	17.1	0	0	0	0	0
3541	2062	Sisma Y SLO	0	17.1	0	0	0	0	3542	2063	Sisma X SLV	23.4	0	0	0	0	0
3543	2063	Sisma Y SLV	0	23.4	0	0	0	0	3544	2063	Sisma X SLO	17.4	0	0	0	0	0
3545	2063	Sisma Y SLO	0	17.4	0	0	0	0	3546	2064	Sisma X SLV	38.1	0	0	0	0	0

**PIAZZALE TRIAGE-FABBRICATO-ALLEGATO
ALLA REL. PREDIMENSIONAMENTO
STRUTTURE**

Codice documento
SF0272_F0

<i>Rev</i>	<i>Data</i>
F0	20/06/2011

Indice	Nodo	Condizione	Fx	Fy	Fz	Mx	My	Mz	Indice	Nodo	Condizione	Fx	Fy	Fz	Mx	My	Mz
3547	2064	Sisma Y SLV	0	38.1	0	0	0	0	3548	2064	Sisma X SLO	28.4	0	0	0	0	0
3549	2064	Sisma Y SLO	0	28.4	0	0	0	0	3550	2065	Sisma X SLV	38.3	0	0	0	0	0
3551	2065	Sisma Y SLV	0	38.3	0	0	0	0	3552	2065	Sisma X SLO	28.5	0	0	0	0	0
3553	2065	Sisma Y SLO	0	28.5	0	0	0	0	3554	2066	Sisma X SLV	38.3	0	0	0	0	0
3555	2066	Sisma Y SLV	0	38.3	0	0	0	0	3556	2066	Sisma X SLO	28.5	0	0	0	0	0
3557	2066	Sisma Y SLO	0	28.5	0	0	0	0	3558	2067	Sisma X SLV	38.3	0	0	0	0	0
3559	2067	Sisma Y SLV	0	38.3	0	0	0	0	3560	2067	Sisma X SLO	28.5	0	0	0	0	0
3561	2067	Sisma Y SLO	0	28.5	0	0	0	0	3562	2068	Sisma X SLV	38.3	0	0	0	0	0
3563	2068	Sisma Y SLV	0	38.3	0	0	0	0	3564	2068	Sisma X SLO	28.5	0	0	0	0	0
3565	2068	Sisma Y SLO	0	28.5	0	0	0	0	3566	2069	Sisma X SLV	38.5	0	0	0	0	0
3567	2069	Sisma Y SLV	0	38.5	0	0	0	0	3568	2069	Sisma X SLO	28.6	0	0	0	0	0
3569	2069	Sisma Y SLO	0	28.6	0	0	0	0	3570	2070	Sisma X SLV	38.6	0	0	0	0	0
3571	2070	Sisma Y SLV	0	38.6	0	0	0	0	3572	2070	Sisma X SLO	28.8	0	0	0	0	0
3573	2070	Sisma Y SLO	0	28.8	0	0	0	0	3574	2071	Sisma X SLV	38.6	0	0	0	0	0
3575	2071	Sisma Y SLV	0	38.6	0	0	0	0	3576	2071	Sisma X SLO	28.8	0	0	0	0	0
3577	2071	Sisma Y SLO	0	28.8	0	0	0	0	3578	2072	Sisma X SLV	38.6	0	0	0	0	0
3579	2072	Sisma Y SLV	0	38.6	0	0	0	0	3580	2072	Sisma X SLO	28.8	0	0	0	0	0
3581	2072	Sisma Y SLO	0	28.8	0	0	0	0	3582	2073	Sisma X SLV	38.6	0	0	0	0	0
3583	2073	Sisma Y SLV	0	38.6	0	0	0	0	3584	2073	Sisma X SLO	28.8	0	0	0	0	0
3585	2073	Sisma Y SLO	0	28.8	0	0	0	0	3586	2074	Sisma X SLV	38.6	0	0	0	0	0
3587	2074	Sisma Y SLV	0	38.6	0	0	0	0	3588	2074	Sisma X SLO	28.8	0	0	0	0	0
3589	2074	Sisma Y SLO	0	28.8	0	0	0	0	3590	2075	Sisma X SLV	38.6	0	0	0	0	0
3591	2075	Sisma Y SLV	0	38.6	0	0	0	0	3592	2075	Sisma X SLO	28.8	0	0	0	0	0
3593	2075	Sisma Y SLO	0	28.8	0	0	0	0	3594	2076	Sisma X SLV	36.7	0	0	0	0	0
3595	2076	Sisma Y SLV	0	36.7	0	0	0	0	3596	2076	Sisma X SLO	27.3	0	0	0	0	0
3597	2076	Sisma Y SLO	0	27.3	0	0	0	0	3598	2077	Sisma X SLV	34.7	0	0	0	0	0
3599	2077	Sisma Y SLV	0	34.7	0	0	0	0	3600	2077	Sisma X SLO	25.9	0	0	0	0	0

**PIAZZALE TRIAGE-FABBRICATO-ALLEGATO
ALLA REL. PREDIMENSIONAMENTO
STRUTTURE**

Codice documento
SF0272_F0

<i>Rev</i>	<i>Data</i>
F0	20/06/2011

Indice	Nodo	Condizione	Fx	Fy	Fz	Mx	My	Mz	Indice	Nodo	Condizione	Fx	Fy	Fz	Mx	My	Mz
3601	2077	Sisma Y SLO	0	25.9	0	0	0	0	3602	2078	Sisma X SLV	34.7	0	0	0	0	0
3603	2078	Sisma Y SLV	0	34.7	0	0	0	0	3604	2078	Sisma X SLO	25.9	0	0	0	0	0
3605	2078	Sisma Y SLO	0	25.9	0	0	0	0	3606	2079	Sisma X SLV	34.7	0	0	0	0	0
3607	2079	Sisma Y SLV	0	34.7	0	0	0	0	3608	2079	Sisma X SLO	25.9	0	0	0	0	0
3609	2079	Sisma Y SLO	0	25.9	0	0	0	0	3610	2080	Sisma X SLV	34.7	0	0	0	0	0
3611	2080	Sisma Y SLV	0	34.7	0	0	0	0	3612	2080	Sisma X SLO	25.9	0	0	0	0	0
3613	2080	Sisma Y SLO	0	25.9	0	0	0	0	3614	2081	Sisma X SLV	34.7	0	0	0	0	0
3615	2081	Sisma Y SLV	0	34.7	0	0	0	0	3616	2081	Sisma X SLO	25.9	0	0	0	0	0
3617	2081	Sisma Y SLO	0	25.9	0	0	0	0	3618	2082	Sisma X SLV	34.7	0	0	0	0	0
3619	2082	Sisma Y SLV	0	34.7	0	0	0	0	3620	2082	Sisma X SLO	25.9	0	0	0	0	0
3621	2082	Sisma Y SLO	0	25.9	0	0	0	0	3622	2083	Sisma X SLV	34.7	0	0	0	0	0
3623	2083	Sisma Y SLV	0	34.7	0	0	0	0	3624	2083	Sisma X SLO	25.9	0	0	0	0	0
3625	2083	Sisma Y SLO	0	25.9	0	0	0	0	3626	2084	Sisma X SLV	34.7	0	0	0	0	0
3627	2084	Sisma Y SLV	0	34.7	0	0	0	0	3628	2084	Sisma X SLO	25.9	0	0	0	0	0
3629	2084	Sisma Y SLO	0	25.9	0	0	0	0	3630	2085	Sisma X SLV	34.7	0	0	0	0	0
3631	2085	Sisma Y SLV	0	34.7	0	0	0	0	3632	2085	Sisma X SLO	25.9	0	0	0	0	0
3633	2085	Sisma Y SLO	0	25.9	0	0	0	0	3634	2086	Sisma X SLV	34.7	0	0	0	0	0
3635	2086	Sisma Y SLV	0	34.7	0	0	0	0	3636	2086	Sisma X SLO	25.9	0	0	0	0	0
3637	2086	Sisma Y SLO	0	25.9	0	0	0	0	3638	2087	Sisma X SLV	34.7	0	0	0	0	0
3639	2087	Sisma Y SLV	0	34.7	0	0	0	0	3640	2087	Sisma X SLO	25.9	0	0	0	0	0
3641	2087	Sisma Y SLO	0	25.9	0	0	0	0	3642	2088	Sisma X SLV	34.7	0	0	0	0	0
3643	2088	Sisma Y SLV	0	34.7	0	0	0	0	3644	2088	Sisma X SLO	25.9	0	0	0	0	0
3645	2088	Sisma Y SLO	0	25.9	0	0	0	0	3646	2089	Sisma X SLV	34.7	0	0	0	0	0
3647	2089	Sisma Y SLV	0	34.7	0	0	0	0	3648	2089	Sisma X SLO	25.9	0	0	0	0	0
3649	2089	Sisma Y SLO	0	25.9	0	0	0	0	3650	2090	Sisma X SLV	34.7	0	0	0	0	0
3651	2090	Sisma Y SLV	0	34.7	0	0	0	0	3652	2090	Sisma X SLO	25.9	0	0	0	0	0
3653	2090	Sisma Y SLO	0	25.9	0	0	0	0	3654	2091	Sisma X SLV	34.7	0	0	0	0	0

**PIAZZALE TRIAGE-FABBRICATO-ALLEGATO
ALLA REL. PREDIMENSIONAMENTO
STRUTTURE**

Codice documento
SF0272_F0

<i>Rev</i>	<i>Data</i>
F0	20/06/2011

Indice	Nodo	Condizione	Fx	Fy	Fz	Mx	My	Mz	Indice	Nodo	Condizione	Fx	Fy	Fz	Mx	My	Mz
3655	2091	Sisma Y SLV	0	34.7	0	0	0	0	3656	2091	Sisma X SLO	25.9	0	0	0	0	0
3657	2091	Sisma Y SLO	0	25.9	0	0	0	0	3658	2092	Sisma X SLV	34.7	0	0	0	0	0
3659	2092	Sisma Y SLV	0	34.7	0	0	0	0	3660	2092	Sisma X SLO	25.9	0	0	0	0	0
3661	2092	Sisma Y SLO	0	25.9	0	0	0	0	3662	2093	Sisma X SLV	34.7	0	0	0	0	0
3663	2093	Sisma Y SLV	0	34.7	0	0	0	0	3664	2093	Sisma X SLO	25.9	0	0	0	0	0
3665	2093	Sisma Y SLO	0	25.9	0	0	0	0	3666	2094	Sisma X SLV	34.7	0	0	0	0	0
3667	2094	Sisma Y SLV	0	34.7	0	0	0	0	3668	2094	Sisma X SLO	25.9	0	0	0	0	0
3669	2094	Sisma Y SLO	0	25.9	0	0	0	0	3670	2095	Sisma X SLV	34.7	0	0	0	0	0
3671	2095	Sisma Y SLV	0	34.7	0	0	0	0	3672	2095	Sisma X SLO	25.9	0	0	0	0	0
3673	2095	Sisma Y SLO	0	25.9	0	0	0	0	3674	2096	Sisma X SLV	34.7	0	0	0	0	0
3675	2096	Sisma Y SLV	0	34.7	0	0	0	0	3676	2096	Sisma X SLO	25.9	0	0	0	0	0
3677	2096	Sisma Y SLO	0	25.9	0	0	0	0	3678	2097	Sisma X SLV	52.8	0	0	0	0	0
3679	2097	Sisma Y SLV	0	52.8	0	0	0	0	3680	2097	Sisma X SLO	39.3	0	0	0	0	0
3681	2097	Sisma Y SLO	0	39.3	0	0	0	0	3682	2098	Sisma X SLV	37.5	0	0	0	0	0
3683	2098	Sisma Y SLV	0	37.5	0	0	0	0	3684	2098	Sisma X SLO	27.9	0	0	0	0	0
3685	2098	Sisma Y SLO	0	27.9	0	0	0	0	3686	2099	Sisma X SLV	37.5	0	0	0	0	0
3687	2099	Sisma Y SLV	0	37.5	0	0	0	0	3688	2099	Sisma X SLO	27.9	0	0	0	0	0
3689	2099	Sisma Y SLO	0	27.9	0	0	0	0	3690	2100	Sisma X SLV	37.5	0	0	0	0	0
3691	2100	Sisma Y SLV	0	37.5	0	0	0	0	3692	2100	Sisma X SLO	27.9	0	0	0	0	0
3693	2100	Sisma Y SLO	0	27.9	0	0	0	0	3694	2101	Sisma X SLV	37.5	0	0	0	0	0
3695	2101	Sisma Y SLV	0	37.5	0	0	0	0	3696	2101	Sisma X SLO	27.9	0	0	0	0	0
3697	2101	Sisma Y SLO	0	27.9	0	0	0	0	3698	2102	Sisma X SLV	37.5	0	0	0	0	0
3699	2102	Sisma Y SLV	0	37.5	0	0	0	0	3700	2102	Sisma X SLO	27.9	0	0	0	0	0
3701	2102	Sisma Y SLO	0	27.9	0	0	0	0	3702	2103	Sisma X SLV	18.7	0	0	0	0	0
3703	2103	Sisma Y SLV	0	18.7	0	0	0	0	3704	2103	Sisma X SLO	14	0	0	0	0	0
3705	2103	Sisma Y SLO	0	14	0	0	0	0	3706	2104	Sisma X SLV	37.8	0	0	0	0	0
3707	2104	Sisma Y SLV	0	37.8	0	0	0	0	3708	2104	Sisma X SLO	28.2	0	0	0	0	0

**PIAZZALE TRIAGE-FABBRICATO-ALLEGATO
ALLA REL. PREDIMENSIONAMENTO
STRUTTURE**

Codice documento
SF0272_F0

<i>Rev</i>	<i>Data</i>
F0	20/06/2011

Indice	Nodo	Condizione	Fx	Fy	Fz	Mx	My	Mz	Indice	Nodo	Condizione	Fx	Fy	Fz	Mx	My	Mz
3709	2104	Sisma Y SLO	0	28.2	0	0	0	0	3710	2105	Sisma X SLV	37.7	0	0	0	0	0
3711	2105	Sisma Y SLV	0	37.7	0	0	0	0	3712	2105	Sisma X SLO	28.1	0	0	0	0	0
3713	2105	Sisma Y SLO	0	28.1	0	0	0	0	3714	2106	Sisma X SLV	37.7	0	0	0	0	0
3715	2106	Sisma Y SLV	0	37.7	0	0	0	0	3716	2106	Sisma X SLO	28.1	0	0	0	0	0
3717	2106	Sisma Y SLO	0	28.1	0	0	0	0	3718	2107	Sisma X SLV	37.7	0	0	0	0	0
3719	2107	Sisma Y SLV	0	37.7	0	0	0	0	3720	2107	Sisma X SLO	28.1	0	0	0	0	0
3721	2107	Sisma Y SLO	0	28.1	0	0	0	0	3722	2108	Sisma X SLV	38.4	0	0	0	0	0
3723	2108	Sisma Y SLV	0	38.4	0	0	0	0	3724	2108	Sisma X SLO	28.6	0	0	0	0	0
3725	2108	Sisma Y SLO	0	28.6	0	0	0	0	3726	2109	Sisma X SLV	39	0	0	0	0	0
3727	2109	Sisma Y SLV	0	39	0	0	0	0	3728	2109	Sisma X SLO	29.1	0	0	0	0	0
3729	2109	Sisma Y SLO	0	29.1	0	0	0	0	3730	2110	Sisma X SLV	39	0	0	0	0	0
3731	2110	Sisma Y SLV	0	39	0	0	0	0	3732	2110	Sisma X SLO	29.1	0	0	0	0	0
3733	2110	Sisma Y SLO	0	29.1	0	0	0	0	3734	2111	Sisma X SLV	39	0	0	0	0	0
3735	2111	Sisma Y SLV	0	39	0	0	0	0	3736	2111	Sisma X SLO	29.1	0	0	0	0	0
3737	2111	Sisma Y SLO	0	29.1	0	0	0	0	3738	2112	Sisma X SLV	39	0	0	0	0	0
3739	2112	Sisma Y SLV	0	39	0	0	0	0	3740	2112	Sisma X SLO	29.1	0	0	0	0	0
3741	2112	Sisma Y SLO	0	29.1	0	0	0	0	3742	2113	Sisma X SLV	40	0	0	0	0	0
3743	2113	Sisma Y SLV	0	40	0	0	0	0	3744	2113	Sisma X SLO	29.7	0	0	0	0	0
3745	2113	Sisma Y SLO	0	29.7	0	0	0	0	3746	2114	Sisma X SLV	40.9	0	0	0	0	0
3747	2114	Sisma Y SLV	0	40.9	0	0	0	0	3748	2114	Sisma X SLO	30.4	0	0	0	0	0
3749	2114	Sisma Y SLO	0	30.4	0	0	0	0	3750	2115	Sisma X SLV	40.9	0	0	0	0	0
3751	2115	Sisma Y SLV	0	40.9	0	0	0	0	3752	2115	Sisma X SLO	30.4	0	0	0	0	0
3753	2115	Sisma Y SLO	0	30.4	0	0	0	0	3754	2116	Sisma X SLV	40.9	0	0	0	0	0
3755	2116	Sisma Y SLV	0	40.9	0	0	0	0	3756	2116	Sisma X SLO	30.4	0	0	0	0	0
3757	2116	Sisma Y SLO	0	30.4	0	0	0	0	3758	2117	Sisma X SLV	39.4	0	0	0	0	0
3759	2117	Sisma Y SLV	0	39.4	0	0	0	0	3760	2117	Sisma X SLO	29.4	0	0	0	0	0
3761	2117	Sisma Y SLO	0	29.4	0	0	0	0	3762	2118	Sisma X SLV	18.8	0	0	0	0	0

**PIAZZALE TRIAGE-FABBRICATO-ALLEGATO
ALLA REL. PREDIMENSIONAMENTO
STRUTTURE**

Codice documento
SF0272_F0

<i>Rev</i>	<i>Data</i>
F0	20/06/2011

Indice	Nodo	Condizione	Fx	Fy	Fz	Mx	My	Mz	Indice	Nodo	Condizione	Fx	Fy	Fz	Mx	My	Mz
3763	2118	Sisma Y SLV	0	18.8	0	0	0	0	3764	2118	Sisma X SLO	14	0	0	0	0	0
3765	2118	Sisma Y SLO	0	14	0	0	0	0	3766	2119	Sisma X SLV	37.7	0	0	0	0	0
3767	2119	Sisma Y SLV	0	37.7	0	0	0	0	3768	2119	Sisma X SLO	28.1	0	0	0	0	0
3769	2119	Sisma Y SLO	0	28.1	0	0	0	0	3770	2120	Sisma X SLV	37.7	0	0	0	0	0
3771	2120	Sisma Y SLV	0	37.7	0	0	0	0	3772	2120	Sisma X SLO	28.1	0	0	0	0	0
3773	2120	Sisma Y SLO	0	28.1	0	0	0	0	3774	2121	Sisma X SLV	37.7	0	0	0	0	0
3775	2121	Sisma Y SLV	0	37.7	0	0	0	0	3776	2121	Sisma X SLO	28.1	0	0	0	0	0
3777	2121	Sisma Y SLO	0	28.1	0	0	0	0	3778	2122	Sisma X SLV	37.7	0	0	0	0	0
3779	2122	Sisma Y SLV	0	37.7	0	0	0	0	3780	2122	Sisma X SLO	28.1	0	0	0	0	0
3781	2122	Sisma Y SLO	0	28.1	0	0	0	0	3782	2123	Sisma X SLV	37.7	0	0	0	0	0
3783	2123	Sisma Y SLV	0	37.7	0	0	0	0	3784	2123	Sisma X SLO	28.1	0	0	0	0	0
3785	2123	Sisma Y SLO	0	28.1	0	0	0	0	3786	2124	Sisma X SLV	37.7	0	0	0	0	0
3787	2124	Sisma Y SLV	0	37.7	0	0	0	0	3788	2124	Sisma X SLO	28.1	0	0	0	0	0
3789	2124	Sisma Y SLO	0	28.1	0	0	0	0	3790	2125	Sisma X SLV	54.4	0	0	0	0	0
3791	2125	Sisma Y SLV	0	54.4	0	0	0	0	3792	2125	Sisma X SLO	40.5	0	0	0	0	0
3793	2125	Sisma Y SLO	0	40.5	0	0	0	0	3794	2126	Sisma X SLV	37.6	0	0	0	0	0
3795	2126	Sisma Y SLV	0	37.6	0	0	0	0	3796	2126	Sisma X SLO	28	0	0	0	0	0
3797	2126	Sisma Y SLO	0	28	0	0	0	0	3798	2127	Sisma X SLV	37.6	0	0	0	0	0
3799	2127	Sisma Y SLV	0	37.6	0	0	0	0	3800	2127	Sisma X SLO	28	0	0	0	0	0
3801	2127	Sisma Y SLO	0	28	0	0	0	0	3802	2128	Sisma X SLV	37.6	0	0	0	0	0
3803	2128	Sisma Y SLV	0	37.6	0	0	0	0	3804	2128	Sisma X SLO	28	0	0	0	0	0
3805	2128	Sisma Y SLO	0	28	0	0	0	0	3806	2129	Sisma X SLV	37.6	0	0	0	0	0
3807	2129	Sisma Y SLV	0	37.6	0	0	0	0	3808	2129	Sisma X SLO	28	0	0	0	0	0
3809	2129	Sisma Y SLO	0	28	0	0	0	0	3810	2130	Sisma X SLV	37.6	0	0	0	0	0
3811	2130	Sisma Y SLV	0	37.6	0	0	0	0	3812	2130	Sisma X SLO	28	0	0	0	0	0
3813	2130	Sisma Y SLO	0	28	0	0	0	0	3814	2131	Sisma X SLV	37.6	0	0	0	0	0
3815	2131	Sisma Y SLV	0	37.6	0	0	0	0	3816	2131	Sisma X SLO	28	0	0	0	0	0

**PIAZZALE TRIAGE-FABBRICATO-ALLEGATO
ALLA REL. PREDIMENSIONAMENTO
STRUTTURE**

Codice documento
SF0272_F0

<i>Rev</i>	<i>Data</i>
F0	20/06/2011

Indice	Nodo	Condizione	Fx	Fy	Fz	Mx	My	Mz	Indice	Nodo	Condizione	Fx	Fy	Fz	Mx	My	Mz
3817	2131	Sisma Y SLO	0	28	0	0	0	0	3818	2132	Sisma X SLV	37.2	0	0	0	0	0
3819	2132	Sisma Y SLV	0	37.2	0	0	0	0	3820	2132	Sisma X SLO	27.7	0	0	0	0	0
3821	2132	Sisma Y SLO	0	27.7	0	0	0	0	3822	2133	Sisma X SLV	36.7	0	0	0	0	0
3823	2133	Sisma Y SLV	0	36.7	0	0	0	0	3824	2133	Sisma X SLO	27.4	0	0	0	0	0
3825	2133	Sisma Y SLO	0	27.4	0	0	0	0	3826	2134	Sisma X SLV	36.7	0	0	0	0	0
3827	2134	Sisma Y SLV	0	36.7	0	0	0	0	3828	2134	Sisma X SLO	27.4	0	0	0	0	0
3829	2134	Sisma Y SLO	0	27.4	0	0	0	0	3830	2135	Sisma X SLV	36.7	0	0	0	0	0
3831	2135	Sisma Y SLV	0	36.7	0	0	0	0	3832	2135	Sisma X SLO	27.4	0	0	0	0	0
3833	2135	Sisma Y SLO	0	27.4	0	0	0	0	3834	2136	Sisma X SLV	36.7	0	0	0	0	0
3835	2136	Sisma Y SLV	0	36.7	0	0	0	0	3836	2136	Sisma X SLO	27.4	0	0	0	0	0
3837	2136	Sisma Y SLO	0	27.4	0	0	0	0	3838	2137	Sisma X SLV	36.7	0	0	0	0	0
3839	2137	Sisma Y SLV	0	36.7	0	0	0	0	3840	2137	Sisma X SLO	27.4	0	0	0	0	0
3841	2137	Sisma Y SLO	0	27.4	0	0	0	0	3842	2138	Sisma X SLV	36.7	0	0	0	0	0
3843	2138	Sisma Y SLV	0	36.7	0	0	0	0	3844	2138	Sisma X SLO	27.4	0	0	0	0	0
3845	2138	Sisma Y SLO	0	27.4	0	0	0	0	3846	2139	Sisma X SLV	37.4	0	0	0	0	0
3847	2139	Sisma Y SLV	0	37.4	0	0	0	0	3848	2139	Sisma X SLO	27.8	0	0	0	0	0
3849	2139	Sisma Y SLO	0	27.8	0	0	0	0	3850	2140	Sisma X SLV	38	0	0	0	0	0
3851	2140	Sisma Y SLV	0	38	0	0	0	0	3852	2140	Sisma X SLO	28.3	0	0	0	0	0
3853	2140	Sisma Y SLO	0	28.3	0	0	0	0	3854	2141	Sisma X SLV	33.4	0	0	0	0	0
3855	2141	Sisma Y SLV	0	33.4	0	0	0	0	3856	2141	Sisma X SLO	24.9	0	0	0	0	0
3857	2141	Sisma Y SLO	0	24.9	0	0	0	0	3858	2142	Sisma X SLV	38	0	0	0	0	0
3859	2142	Sisma Y SLV	0	38	0	0	0	0	3860	2142	Sisma X SLO	28.3	0	0	0	0	0
3861	2142	Sisma Y SLO	0	28.3	0	0	0	0	3862	2143	Sisma X SLV	38	0	0	0	0	0
3863	2143	Sisma Y SLV	0	38	0	0	0	0	3864	2143	Sisma X SLO	28.3	0	0	0	0	0
3865	2143	Sisma Y SLO	0	28.3	0	0	0	0	3866	2144	Sisma X SLV	33.4	0	0	0	0	0
3867	2144	Sisma Y SLV	0	33.4	0	0	0	0	3868	2144	Sisma X SLO	24.9	0	0	0	0	0
3869	2144	Sisma Y SLO	0	24.9	0	0	0	0	3870	2145	Sisma X SLV	38	0	0	0	0	0

**PIAZZALE TRIAGE-FABBRICATO-ALLEGATO
ALLA REL. PREDIMENSIONAMENTO
STRUTTURE**

Codice documento
SF0272_F0

<i>Rev</i>	<i>Data</i>
F0	20/06/2011

Indice	Nodo	Condizione	Fx	Fy	Fz	Mx	My	Mz	Indice	Nodo	Condizione	Fx	Fy	Fz	Mx	My	Mz
3871	2145	Sisma Y SLV	0	38	0	0	0	0	3872	2145	Sisma X SLO	28.3	0	0	0	0	0
3873	2145	Sisma Y SLO	0	28.3	0	0	0	0	3874	2146	Sisma X SLV	38	0	0	0	0	0
3875	2146	Sisma Y SLV	0	38	0	0	0	0	3876	2146	Sisma X SLO	28.3	0	0	0	0	0
3877	2146	Sisma Y SLO	0	28.3	0	0	0	0	3878	2147	Sisma X SLV	33.4	0	0	0	0	0
3879	2147	Sisma Y SLV	0	33.4	0	0	0	0	3880	2147	Sisma X SLO	24.9	0	0	0	0	0
3881	2147	Sisma Y SLO	0	24.9	0	0	0	0	3882	2148	Sisma X SLV	38	0	0	0	0	0
3883	2148	Sisma Y SLV	0	38	0	0	0	0	3884	2148	Sisma X SLO	28.3	0	0	0	0	0
3885	2148	Sisma Y SLO	0	28.3	0	0	0	0	3886	2149	Sisma X SLV	38	0	0	0	0	0
3887	2149	Sisma Y SLV	0	38	0	0	0	0	3888	2149	Sisma X SLO	28.3	0	0	0	0	0
3889	2149	Sisma Y SLO	0	28.3	0	0	0	0	3890	2150	Sisma X SLV	33.4	0	0	0	0	0
3891	2150	Sisma Y SLV	0	33.4	0	0	0	0	3892	2150	Sisma X SLO	24.9	0	0	0	0	0
3893	2150	Sisma Y SLO	0	24.9	0	0	0	0	3894	2151	Sisma X SLV	38	0	0	0	0	0
3895	2151	Sisma Y SLV	0	38	0	0	0	0	3896	2151	Sisma X SLO	28.3	0	0	0	0	0
3897	2151	Sisma Y SLO	0	28.3	0	0	0	0	3898	2152	Sisma X SLV	38	0	0	0	0	0
3899	2152	Sisma Y SLV	0	38	0	0	0	0	3900	2152	Sisma X SLO	28.3	0	0	0	0	0
3901	2152	Sisma Y SLO	0	28.3	0	0	0	0	3902	2153	Sisma X SLV	33.4	0	0	0	0	0
3903	2153	Sisma Y SLV	0	33.4	0	0	0	0	3904	2153	Sisma X SLO	24.9	0	0	0	0	0
3905	2153	Sisma Y SLO	0	24.9	0	0	0	0	3906	2154	Sisma X SLV	38	0	0	0	0	0
3907	2154	Sisma Y SLV	0	38	0	0	0	0	3908	2154	Sisma X SLO	28.3	0	0	0	0	0
3909	2154	Sisma Y SLO	0	28.3	0	0	0	0	3910	2155	Sisma X SLV	38	0	0	0	0	0
3911	2155	Sisma Y SLV	0	38	0	0	0	0	3912	2155	Sisma X SLO	28.3	0	0	0	0	0
3913	2155	Sisma Y SLO	0	28.3	0	0	0	0	3914	2156	Sisma X SLV	33.4	0	0	0	0	0
3915	2156	Sisma Y SLV	0	33.4	0	0	0	0	3916	2156	Sisma X SLO	24.9	0	0	0	0	0
3917	2156	Sisma Y SLO	0	24.9	0	0	0	0	3918	2157	Sisma X SLV	38	0	0	0	0	0
3919	2157	Sisma Y SLV	0	38	0	0	0	0	3920	2157	Sisma X SLO	28.3	0	0	0	0	0
3921	2157	Sisma Y SLO	0	28.3	0	0	0	0	3922	2158	Sisma X SLV	38	0	0	0	0	0
3923	2158	Sisma Y SLV	0	38	0	0	0	0	3924	2158	Sisma X SLO	28.3	0	0	0	0	0

**PIAZZALE TRIAGE-FABBRICATO-ALLEGATO
ALLA REL. PREDIMENSIONAMENTO
STRUTTURE**

Codice documento
SF0272_F0

<i>Rev</i>	<i>Data</i>
F0	20/06/2011

Indice	Nodo	Condizione	Fx	Fy	Fz	Mx	My	Mz	Indice	Nodo	Condizione	Fx	Fy	Fz	Mx	My	Mz
3925	2158	Sisma Y SLO	0	28.3	0	0	0	0	3926	2159	Sisma X SLV	33.4	0	0	0	0	0
3927	2159	Sisma Y SLV	0	33.4	0	0	0	0	3928	2159	Sisma X SLO	24.9	0	0	0	0	0
3929	2159	Sisma Y SLO	0	24.9	0	0	0	0	3930	2160	Sisma X SLV	38	0	0	0	0	0
3931	2160	Sisma Y SLV	0	38	0	0	0	0	3932	2160	Sisma X SLO	28.3	0	0	0	0	0
3933	2160	Sisma Y SLO	0	28.3	0	0	0	0	3934	2161	Sisma X SLV	38	0	0	0	0	0
3935	2161	Sisma Y SLV	0	38	0	0	0	0	3936	2161	Sisma X SLO	28.3	0	0	0	0	0
3937	2161	Sisma Y SLO	0	28.3	0	0	0	0	3938	2162	Sisma X SLV	33.4	0	0	0	0	0
3939	2162	Sisma Y SLV	0	33.4	0	0	0	0	3940	2162	Sisma X SLO	24.9	0	0	0	0	0
3941	2162	Sisma Y SLO	0	24.9	0	0	0	0	3942	2163	Sisma X SLV	38	0	0	0	0	0
3943	2163	Sisma Y SLV	0	38	0	0	0	0	3944	2163	Sisma X SLO	28.3	0	0	0	0	0
3945	2163	Sisma Y SLO	0	28.3	0	0	0	0	3946	2164	Sisma X SLV	38	0	0	0	0	0
3947	2164	Sisma Y SLV	0	38	0	0	0	0	3948	2164	Sisma X SLO	28.3	0	0	0	0	0
3949	2164	Sisma Y SLO	0	28.3	0	0	0	0	3950	2165	Sisma X SLV	33.4	0	0	0	0	0
3951	2165	Sisma Y SLV	0	33.4	0	0	0	0	3952	2165	Sisma X SLO	24.9	0	0	0	0	0
3953	2165	Sisma Y SLO	0	24.9	0	0	0	0	3954	2166	Sisma X SLV	38	0	0	0	0	0
3955	2166	Sisma Y SLV	0	38	0	0	0	0	3956	2166	Sisma X SLO	28.3	0	0	0	0	0
3957	2166	Sisma Y SLO	0	28.3	0	0	0	0	3958	2167	Sisma X SLV	38	0	0	0	0	0
3959	2167	Sisma Y SLV	0	38	0	0	0	0	3960	2167	Sisma X SLO	28.3	0	0	0	0	0
3961	2167	Sisma Y SLO	0	28.3	0	0	0	0	3962	2168	Sisma X SLV	33.4	0	0	0	0	0
3963	2168	Sisma Y SLV	0	33.4	0	0	0	0	3964	2168	Sisma X SLO	24.9	0	0	0	0	0
3965	2168	Sisma Y SLO	0	24.9	0	0	0	0	3966	2169	Sisma X SLV	38	0	0	0	0	0
3967	2169	Sisma Y SLV	0	38	0	0	0	0	3968	2169	Sisma X SLO	28.3	0	0	0	0	0
3969	2169	Sisma Y SLO	0	28.3	0	0	0	0	3970	2170	Sisma X SLV	38	0	0	0	0	0
3971	2170	Sisma Y SLV	0	38	0	0	0	0	3972	2170	Sisma X SLO	28.3	0	0	0	0	0
3973	2170	Sisma Y SLO	0	28.3	0	0	0	0	3974	2171	Sisma X SLV	33.4	0	0	0	0	0
3975	2171	Sisma Y SLV	0	33.4	0	0	0	0	3976	2171	Sisma X SLO	24.9	0	0	0	0	0
3977	2171	Sisma Y SLO	0	24.9	0	0	0	0	3978	2172	Sisma X SLV	38	0	0	0	0	0

**PIAZZALE TRIAGE-FABBRICATO-ALLEGATO
ALLA REL. PREDIMENSIONAMENTO
STRUTTURE**

Codice documento
SF0272_F0

<i>Rev</i>	<i>Data</i>
F0	20/06/2011

Indice	Nodo	Condizione	Fx	Fy	Fz	Mx	My	Mz	Indice	Nodo	Condizione	Fx	Fy	Fz	Mx	My	Mz
3979	2172	Sisma Y SLV	0	38	0	0	0	0	3980	2172	Sisma X SLO	28.3	0	0	0	0	0
3981	2172	Sisma Y SLO	0	28.3	0	0	0	0	3982	2173	Sisma X SLV	38	0	0	0	0	0
3983	2173	Sisma Y SLV	0	38	0	0	0	0	3984	2173	Sisma X SLO	28.3	0	0	0	0	0
3985	2173	Sisma Y SLO	0	28.3	0	0	0	0	3986	2174	Sisma X SLV	33.4	0	0	0	0	0
3987	2174	Sisma Y SLV	0	33.4	0	0	0	0	3988	2174	Sisma X SLO	24.9	0	0	0	0	0
3989	2174	Sisma Y SLO	0	24.9	0	0	0	0	3990	2175	Sisma X SLV	38	0	0	0	0	0
3991	2175	Sisma Y SLV	0	38	0	0	0	0	3992	2175	Sisma X SLO	28.3	0	0	0	0	0
3993	2175	Sisma Y SLO	0	28.3	0	0	0	0	3994	2176	Sisma X SLV	38	0	0	0	0	0
3995	2176	Sisma Y SLV	0	38	0	0	0	0	3996	2176	Sisma X SLO	28.3	0	0	0	0	0
3997	2176	Sisma Y SLO	0	28.3	0	0	0	0	3998	2177	Sisma X SLV	33.4	0	0	0	0	0
3999	2177	Sisma Y SLV	0	33.4	0	0	0	0	4000	2177	Sisma X SLO	24.9	0	0	0	0	0
4001	2177	Sisma Y SLO	0	24.9	0	0	0	0	4002	2178	Sisma X SLV	38	0	0	0	0	0
4003	2178	Sisma Y SLV	0	38	0	0	0	0	4004	2178	Sisma X SLO	28.3	0	0	0	0	0
4005	2178	Sisma Y SLO	0	28.3	0	0	0	0	4006	2179	Sisma X SLV	38	0	0	0	0	0
4007	2179	Sisma Y SLV	0	38	0	0	0	0	4008	2179	Sisma X SLO	28.3	0	0	0	0	0
4009	2179	Sisma Y SLO	0	28.3	0	0	0	0	4010	2180	Sisma X SLV	33.4	0	0	0	0	0
4011	2180	Sisma Y SLV	0	33.4	0	0	0	0	4012	2180	Sisma X SLO	24.9	0	0	0	0	0
4013	2180	Sisma Y SLO	0	24.9	0	0	0	0	4014	2181	Sisma X SLV	38	0	0	0	0	0
4015	2181	Sisma Y SLV	0	38	0	0	0	0	4016	2181	Sisma X SLO	28.3	0	0	0	0	0
4017	2181	Sisma Y SLO	0	28.3	0	0	0	0	4018	2182	Sisma X SLV	38	0	0	0	0	0
4019	2182	Sisma Y SLV	0	38	0	0	0	0	4020	2182	Sisma X SLO	28.3	0	0	0	0	0
4021	2182	Sisma Y SLO	0	28.3	0	0	0	0	4022	2183	Sisma X SLV	33.4	0	0	0	0	0
4023	2183	Sisma Y SLV	0	33.4	0	0	0	0	4024	2183	Sisma X SLO	24.9	0	0	0	0	0
4025	2183	Sisma Y SLO	0	24.9	0	0	0	0	4026	2184	Sisma X SLV	38	0	0	0	0	0
4027	2184	Sisma Y SLV	0	38	0	0	0	0	4028	2184	Sisma X SLO	28.3	0	0	0	0	0
4029	2184	Sisma Y SLO	0	28.3	0	0	0	0	4030	2185	Sisma X SLV	38	0	0	0	0	0
4031	2185	Sisma Y SLV	0	38	0	0	0	0	4032	2185	Sisma X SLO	28.3	0	0	0	0	0

**PIAZZALE TRIAGE-FABBRICATO-ALLEGATO
ALLA REL. PREDIMENSIONAMENTO
STRUTTURE**

Codice documento
SF0272_F0

<i>Rev</i>	<i>Data</i>
F0	20/06/2011

Indice	Nodo	Condizione	Fx	Fy	Fz	Mx	My	Mz	Indice	Nodo	Condizione	Fx	Fy	Fz	Mx	My	Mz
4033	2185	Sisma Y SLO	0	28.3	0	0	0	0	4034	2186	Sisma X SLV	33.4	0	0	0	0	0
4035	2186	Sisma Y SLV	0	33.4	0	0	0	0	4036	2186	Sisma X SLO	24.9	0	0	0	0	0
4037	2186	Sisma Y SLO	0	24.9	0	0	0	0	4038	2187	Sisma X SLV	38	0	0	0	0	0
4039	2187	Sisma Y SLV	0	38	0	0	0	0	4040	2187	Sisma X SLO	28.3	0	0	0	0	0
4041	2187	Sisma Y SLO	0	28.3	0	0	0	0	4042	2188	Sisma X SLV	38	0	0	0	0	0
4043	2188	Sisma Y SLV	0	38	0	0	0	0	4044	2188	Sisma X SLO	28.3	0	0	0	0	0
4045	2188	Sisma Y SLO	0	28.3	0	0	0	0	4046	2189	Sisma X SLV	33.4	0	0	0	0	0
4047	2189	Sisma Y SLV	0	33.4	0	0	0	0	4048	2189	Sisma X SLO	24.9	0	0	0	0	0
4049	2189	Sisma Y SLO	0	24.9	0	0	0	0	4050	2190	Sisma X SLV	38	0	0	0	0	0
4051	2190	Sisma Y SLV	0	38	0	0	0	0	4052	2190	Sisma X SLO	28.3	0	0	0	0	0
4053	2190	Sisma Y SLO	0	28.3	0	0	0	0	4054	2191	Sisma X SLV	38	0	0	0	0	0
4055	2191	Sisma Y SLV	0	38	0	0	0	0	4056	2191	Sisma X SLO	28.3	0	0	0	0	0
4057	2191	Sisma Y SLO	0	28.3	0	0	0	0	4058	2192	Sisma X SLV	33.4	0	0	0	0	0
4059	2192	Sisma Y SLV	0	33.4	0	0	0	0	4060	2192	Sisma X SLO	24.9	0	0	0	0	0
4061	2192	Sisma Y SLO	0	24.9	0	0	0	0	4062	2193	Sisma X SLV	38	0	0	0	0	0
4063	2193	Sisma Y SLV	0	38	0	0	0	0	4064	2193	Sisma X SLO	28.3	0	0	0	0	0
4065	2193	Sisma Y SLO	0	28.3	0	0	0	0	4066	2194	Sisma X SLV	38	0	0	0	0	0
4067	2194	Sisma Y SLV	0	38	0	0	0	0	4068	2194	Sisma X SLO	28.3	0	0	0	0	0
4069	2194	Sisma Y SLO	0	28.3	0	0	0	0	4070	2195	Sisma X SLV	33.4	0	0	0	0	0
4071	2195	Sisma Y SLV	0	33.4	0	0	0	0	4072	2195	Sisma X SLO	24.9	0	0	0	0	0
4073	2195	Sisma Y SLO	0	24.9	0	0	0	0	4074	2196	Sisma X SLV	38	0	0	0	0	0
4075	2196	Sisma Y SLV	0	38	0	0	0	0	4076	2196	Sisma X SLO	28.3	0	0	0	0	0
4077	2196	Sisma Y SLO	0	28.3	0	0	0	0	4078	2197	Sisma X SLV	38	0	0	0	0	0
4079	2197	Sisma Y SLV	0	38	0	0	0	0	4080	2197	Sisma X SLO	28.3	0	0	0	0	0
4081	2197	Sisma Y SLO	0	28.3	0	0	0	0	4082	2198	Sisma X SLV	33.4	0	0	0	0	0
4083	2198	Sisma Y SLV	0	33.4	0	0	0	0	4084	2198	Sisma X SLO	24.9	0	0	0	0	0
4085	2198	Sisma Y SLO	0	24.9	0	0	0	0	4086	2199	Sisma X SLV	38	0	0	0	0	0

**PIAZZALE TRIAGE-FABBRICATO-ALLEGATO
ALLA REL. PREDIMENSIONAMENTO
STRUTTURE**

Codice documento
SF0272_F0

<i>Rev</i>	<i>Data</i>
F0	20/06/2011

Indice	Nodo	Condizione	Fx	Fy	Fz	Mx	My	Mz	Indice	Nodo	Condizione	Fx	Fy	Fz	Mx	My	Mz
4087	2199	Sisma Y SLV	0	38	0	0	0	0	4088	2199	Sisma X SLO	28.3	0	0	0	0	0
4089	2199	Sisma Y SLO	0	28.3	0	0	0	0	4090	2200	Sisma X SLV	38	0	0	0	0	0
4091	2200	Sisma Y SLV	0	38	0	0	0	0	4092	2200	Sisma X SLO	28.3	0	0	0	0	0
4093	2200	Sisma Y SLO	0	28.3	0	0	0	0	4094	2201	Sisma X SLV	33.4	0	0	0	0	0
4095	2201	Sisma Y SLV	0	33.4	0	0	0	0	4096	2201	Sisma X SLO	24.9	0	0	0	0	0
4097	2201	Sisma Y SLO	0	24.9	0	0	0	0	4098	2202	Sisma X SLV	38	0	0	0	0	0
4099	2202	Sisma Y SLV	0	38	0	0	0	0	4100	2202	Sisma X SLO	28.3	0	0	0	0	0
4101	2202	Sisma Y SLO	0	28.3	0	0	0	0	4102	2203	Sisma X SLV	38	0	0	0	0	0
4103	2203	Sisma Y SLV	0	38	0	0	0	0	4104	2203	Sisma X SLO	28.3	0	0	0	0	0
4105	2203	Sisma Y SLO	0	28.3	0	0	0	0	4106	2204	Sisma X SLV	33.4	0	0	0	0	0
4107	2204	Sisma Y SLV	0	33.4	0	0	0	0	4108	2204	Sisma X SLO	24.9	0	0	0	0	0
4109	2204	Sisma Y SLO	0	24.9	0	0	0	0	4110	2205	Sisma X SLV	38	0	0	0	0	0
4111	2205	Sisma Y SLV	0	38	0	0	0	0	4112	2205	Sisma X SLO	28.3	0	0	0	0	0
4113	2205	Sisma Y SLO	0	28.3	0	0	0	0	4114	2206	Sisma X SLV	38.1	0	0	0	0	0
4115	2206	Sisma Y SLV	0	38.1	0	0	0	0	4116	2206	Sisma X SLO	28.4	0	0	0	0	0
4117	2206	Sisma Y SLO	0	28.4	0	0	0	0	4118	2207	Sisma X SLV	38.3	0	0	0	0	0
4119	2207	Sisma Y SLV	0	38.3	0	0	0	0	4120	2207	Sisma X SLO	28.5	0	0	0	0	0
4121	2207	Sisma Y SLO	0	28.5	0	0	0	0	4122	2208	Sisma X SLV	38.3	0	0	0	0	0
4123	2208	Sisma Y SLV	0	38.3	0	0	0	0	4124	2208	Sisma X SLO	28.5	0	0	0	0	0
4125	2208	Sisma Y SLO	0	28.5	0	0	0	0	4126	2209	Sisma X SLV	38.3	0	0	0	0	0
4127	2209	Sisma Y SLV	0	38.3	0	0	0	0	4128	2209	Sisma X SLO	28.5	0	0	0	0	0
4129	2209	Sisma Y SLO	0	28.5	0	0	0	0	4130	2210	Sisma X SLV	38.3	0	0	0	0	0
4131	2210	Sisma Y SLV	0	38.3	0	0	0	0	4132	2210	Sisma X SLO	28.5	0	0	0	0	0
4133	2210	Sisma Y SLO	0	28.5	0	0	0	0	4134	2211	Sisma X SLV	38.5	0	0	0	0	0
4135	2211	Sisma Y SLV	0	38.5	0	0	0	0	4136	2211	Sisma X SLO	28.6	0	0	0	0	0
4137	2211	Sisma Y SLO	0	28.6	0	0	0	0	4138	2212	Sisma X SLV	38.6	0	0	0	0	0
4139	2212	Sisma Y SLV	0	38.6	0	0	0	0	4140	2212	Sisma X SLO	28.8	0	0	0	0	0

**PIAZZALE TRIAGE-FABBRICATO-ALLEGATO
ALLA REL. PREDIMENSIONAMENTO
STRUTTURE**

Codice documento
SF0272_F0

<i>Rev</i>	<i>Data</i>
F0	20/06/2011

Indice	Nodo	Condizione	Fx	Fy	Fz	Mx	My	Mz	Indice	Nodo	Condizione	Fx	Fy	Fz	Mx	My	Mz
4141	2212	Sisma Y SLO	0	28.8	0	0	0	0	4142	2213	Sisma X SLV	38.6	0	0	0	0	0
4143	2213	Sisma Y SLV	0	38.6	0	0	0	0	4144	2213	Sisma X SLO	28.8	0	0	0	0	0
4145	2213	Sisma Y SLO	0	28.8	0	0	0	0	4146	2214	Sisma X SLV	38.6	0	0	0	0	0
4147	2214	Sisma Y SLV	0	38.6	0	0	0	0	4148	2214	Sisma X SLO	28.8	0	0	0	0	0
4149	2214	Sisma Y SLO	0	28.8	0	0	0	0	4150	2215	Sisma X SLV	38.6	0	0	0	0	0
4151	2215	Sisma Y SLV	0	38.6	0	0	0	0	4152	2215	Sisma X SLO	28.8	0	0	0	0	0
4153	2215	Sisma Y SLO	0	28.8	0	0	0	0	4154	2216	Sisma X SLV	38.6	0	0	0	0	0
4155	2216	Sisma Y SLV	0	38.6	0	0	0	0	4156	2216	Sisma X SLO	28.8	0	0	0	0	0
4157	2216	Sisma Y SLO	0	28.8	0	0	0	0	4158	2217	Sisma X SLV	38.6	0	0	0	0	0
4159	2217	Sisma Y SLV	0	38.6	0	0	0	0	4160	2217	Sisma X SLO	28.8	0	0	0	0	0
4161	2217	Sisma Y SLO	0	28.8	0	0	0	0	4162	2218	Sisma X SLV	36.7	0	0	0	0	0
4163	2218	Sisma Y SLV	0	36.7	0	0	0	0	4164	2218	Sisma X SLO	27.3	0	0	0	0	0
4165	2218	Sisma Y SLO	0	27.3	0	0	0	0	4166	2219	Sisma X SLV	34.7	0	0	0	0	0
4167	2219	Sisma Y SLV	0	34.7	0	0	0	0	4168	2219	Sisma X SLO	25.9	0	0	0	0	0
4169	2219	Sisma Y SLO	0	25.9	0	0	0	0	4170	2220	Sisma X SLV	34.7	0	0	0	0	0
4171	2220	Sisma Y SLV	0	34.7	0	0	0	0	4172	2220	Sisma X SLO	25.9	0	0	0	0	0
4173	2220	Sisma Y SLO	0	25.9	0	0	0	0	4174	2221	Sisma X SLV	34.7	0	0	0	0	0
4175	2221	Sisma Y SLV	0	34.7	0	0	0	0	4176	2221	Sisma X SLO	25.9	0	0	0	0	0
4177	2221	Sisma Y SLO	0	25.9	0	0	0	0	4178	2222	Sisma X SLV	34.7	0	0	0	0	0
4179	2222	Sisma Y SLV	0	34.7	0	0	0	0	4180	2222	Sisma X SLO	25.9	0	0	0	0	0
4181	2222	Sisma Y SLO	0	25.9	0	0	0	0	4182	2223	Sisma X SLV	34.7	0	0	0	0	0
4183	2223	Sisma Y SLV	0	34.7	0	0	0	0	4184	2223	Sisma X SLO	25.9	0	0	0	0	0
4185	2223	Sisma Y SLO	0	25.9	0	0	0	0	4186	2224	Sisma X SLV	34.7	0	0	0	0	0
4187	2224	Sisma Y SLV	0	34.7	0	0	0	0	4188	2224	Sisma X SLO	25.9	0	0	0	0	0
4189	2224	Sisma Y SLO	0	25.9	0	0	0	0	4190	2225	Sisma X SLV	34.7	0	0	0	0	0
4191	2225	Sisma Y SLV	0	34.7	0	0	0	0	4192	2225	Sisma X SLO	25.9	0	0	0	0	0
4193	2225	Sisma Y SLO	0	25.9	0	0	0	0	4194	2226	Sisma X SLV	34.7	0	0	0	0	0

**PIAZZALE TRIAGE-FABBRICATO-ALLEGATO
ALLA REL. PREDIMENSIONAMENTO
STRUTTURE**

Codice documento
SF0272_F0

<i>Rev</i>	<i>Data</i>
F0	20/06/2011

Indice	Nodo	Condizione	Fx	Fy	Fz	Mx	My	Mz	Indice	Nodo	Condizione	Fx	Fy	Fz	Mx	My	Mz
4195	2226	Sisma Y SLV	0	34.7	0	0	0	0	4196	2226	Sisma X SLO	25.9	0	0	0	0	0
4197	2226	Sisma Y SLO	0	25.9	0	0	0	0	4198	2227	Sisma X SLV	34.7	0	0	0	0	0
4199	2227	Sisma Y SLV	0	34.7	0	0	0	0	4200	2227	Sisma X SLO	25.9	0	0	0	0	0
4201	2227	Sisma Y SLO	0	25.9	0	0	0	0	4202	2228	Sisma X SLV	34.7	0	0	0	0	0
4203	2228	Sisma Y SLV	0	34.7	0	0	0	0	4204	2228	Sisma X SLO	25.9	0	0	0	0	0
4205	2228	Sisma Y SLO	0	25.9	0	0	0	0	4206	2229	Sisma X SLV	34.7	0	0	0	0	0
4207	2229	Sisma Y SLV	0	34.7	0	0	0	0	4208	2229	Sisma X SLO	25.9	0	0	0	0	0
4209	2229	Sisma Y SLO	0	25.9	0	0	0	0	4210	2230	Sisma X SLV	34.7	0	0	0	0	0
4211	2230	Sisma Y SLV	0	34.7	0	0	0	0	4212	2230	Sisma X SLO	25.9	0	0	0	0	0
4213	2230	Sisma Y SLO	0	25.9	0	0	0	0	4214	2231	Sisma X SLV	34.7	0	0	0	0	0
4215	2231	Sisma Y SLV	0	34.7	0	0	0	0	4216	2231	Sisma X SLO	25.9	0	0	0	0	0
4217	2231	Sisma Y SLO	0	25.9	0	0	0	0	4218	2232	Sisma X SLV	34.7	0	0	0	0	0
4219	2232	Sisma Y SLV	0	34.7	0	0	0	0	4220	2232	Sisma X SLO	25.9	0	0	0	0	0
4221	2232	Sisma Y SLO	0	25.9	0	0	0	0	4222	2233	Sisma X SLV	34.7	0	0	0	0	0
4223	2233	Sisma Y SLV	0	34.7	0	0	0	0	4224	2233	Sisma X SLO	25.9	0	0	0	0	0
4225	2233	Sisma Y SLO	0	25.9	0	0	0	0	4226	2234	Sisma X SLV	34.7	0	0	0	0	0
4227	2234	Sisma Y SLV	0	34.7	0	0	0	0	4228	2234	Sisma X SLO	25.9	0	0	0	0	0
4229	2234	Sisma Y SLO	0	25.9	0	0	0	0	4230	2235	Sisma X SLV	34.7	0	0	0	0	0
4231	2235	Sisma Y SLV	0	34.7	0	0	0	0	4232	2235	Sisma X SLO	25.9	0	0	0	0	0
4233	2235	Sisma Y SLO	0	25.9	0	0	0	0	4234	2236	Sisma X SLV	34.7	0	0	0	0	0
4235	2236	Sisma Y SLV	0	34.7	0	0	0	0	4236	2236	Sisma X SLO	25.9	0	0	0	0	0
4237	2236	Sisma Y SLO	0	25.9	0	0	0	0	4238	2237	Sisma X SLV	34.7	0	0	0	0	0
4239	2237	Sisma Y SLV	0	34.7	0	0	0	0	4240	2237	Sisma X SLO	25.9	0	0	0	0	0
4241	2237	Sisma Y SLO	0	25.9	0	0	0	0	4242	2238	Sisma X SLV	34.7	0	0	0	0	0
4243	2238	Sisma Y SLV	0	34.7	0	0	0	0	4244	2238	Sisma X SLO	25.9	0	0	0	0	0
4245	2238	Sisma Y SLO	0	25.9	0	0	0	0	4246	2239	Sisma X SLV	52.8	0	0	0	0	0
4247	2239	Sisma Y SLV	0	52.8	0	0	0	0	4248	2239	Sisma X SLO	39.3	0	0	0	0	0

**PIAZZALE TRIAGE-FABBRICATO-ALLEGATO
ALLA REL. PREDIMENSIONAMENTO
STRUTTURE**

Codice documento
SF0272_F0

<i>Rev</i>	<i>Data</i>
F0	20/06/2011

Indice	Nodo	Condizione	Fx	Fy	Fz	Mx	My	Mz	Indice	Nodo	Condizione	Fx	Fy	Fz	Mx	My	Mz
4249	2239	Sisma Y SLO	0	39.3	0	0	0	0	4250	2240	Sisma X SLV	37.5	0	0	0	0	0
4251	2240	Sisma Y SLV	0	37.5	0	0	0	0	4252	2240	Sisma X SLO	27.9	0	0	0	0	0
4253	2240	Sisma Y SLO	0	27.9	0	0	0	0	4254	2241	Sisma X SLV	37.5	0	0	0	0	0
4255	2241	Sisma Y SLV	0	37.5	0	0	0	0	4256	2241	Sisma X SLO	27.9	0	0	0	0	0
4257	2241	Sisma Y SLO	0	27.9	0	0	0	0	4258	2242	Sisma X SLV	37.5	0	0	0	0	0
4259	2242	Sisma Y SLV	0	37.5	0	0	0	0	4260	2242	Sisma X SLO	27.9	0	0	0	0	0
4261	2242	Sisma Y SLO	0	27.9	0	0	0	0	4262	2243	Sisma X SLV	37.5	0	0	0	0	0
4263	2243	Sisma Y SLV	0	37.5	0	0	0	0	4264	2243	Sisma X SLO	27.9	0	0	0	0	0
4265	2243	Sisma Y SLO	0	27.9	0	0	0	0	4266	2244	Sisma X SLV	37.5	0	0	0	0	0
4267	2244	Sisma Y SLV	0	37.5	0	0	0	0	4268	2244	Sisma X SLO	27.9	0	0	0	0	0
4269	2244	Sisma Y SLO	0	27.9	0	0	0	0	4270	2245	Sisma X SLV	18.7	0	0	0	0	0
4271	2245	Sisma Y SLV	0	18.7	0	0	0	0	4272	2245	Sisma X SLO	14	0	0	0	0	0
4273	2245	Sisma Y SLO	0	14	0	0	0	0	4274	2246	Sisma X SLV	37.8	0	0	0	0	0
4275	2246	Sisma Y SLV	0	37.8	0	0	0	0	4276	2246	Sisma X SLO	28.2	0	0	0	0	0
4277	2246	Sisma Y SLO	0	28.2	0	0	0	0	4278	2247	Sisma X SLV	37.7	0	0	0	0	0
4279	2247	Sisma Y SLV	0	37.7	0	0	0	0	4280	2247	Sisma X SLO	28.1	0	0	0	0	0
4281	2247	Sisma Y SLO	0	28.1	0	0	0	0	4282	2248	Sisma X SLV	37.7	0	0	0	0	0
4283	2248	Sisma Y SLV	0	37.7	0	0	0	0	4284	2248	Sisma X SLO	28.1	0	0	0	0	0
4285	2248	Sisma Y SLO	0	28.1	0	0	0	0	4286	2249	Sisma X SLV	37.7	0	0	0	0	0
4287	2249	Sisma Y SLV	0	37.7	0	0	0	0	4288	2249	Sisma X SLO	28.1	0	0	0	0	0
4289	2249	Sisma Y SLO	0	28.1	0	0	0	0	4290	2250	Sisma X SLV	38.4	0	0	0	0	0
4291	2250	Sisma Y SLV	0	38.4	0	0	0	0	4292	2250	Sisma X SLO	28.6	0	0	0	0	0
4293	2250	Sisma Y SLO	0	28.6	0	0	0	0	4294	2251	Sisma X SLV	39	0	0	0	0	0
4295	2251	Sisma Y SLV	0	39	0	0	0	0	4296	2251	Sisma X SLO	29.1	0	0	0	0	0
4297	2251	Sisma Y SLO	0	29.1	0	0	0	0	4298	2252	Sisma X SLV	39	0	0	0	0	0
4299	2252	Sisma Y SLV	0	39	0	0	0	0	4300	2252	Sisma X SLO	29.1	0	0	0	0	0
4301	2252	Sisma Y SLO	0	29.1	0	0	0	0	4302	2253	Sisma X SLV	39	0	0	0	0	0

**PIAZZALE TRIAGE-FABBRICATO-ALLEGATO
ALLA REL. PREDIMENSIONAMENTO
STRUTTURE**

Codice documento
SF0272_F0

<i>Rev</i>	<i>Data</i>
F0	20/06/2011

Indice	Nodo	Condizione	Fx	Fy	Fz	Mx	My	Mz	Indice	Nodo	Condizione	Fx	Fy	Fz	Mx	My	Mz
4303	2253	Sisma Y SLV	0	39	0	0	0	0	4304	2253	Sisma X SLO	29.1	0	0	0	0	0
4305	2253	Sisma Y SLO	0	29.1	0	0	0	0	4306	2254	Sisma X SLV	39	0	0	0	0	0
4307	2254	Sisma Y SLV	0	39	0	0	0	0	4308	2254	Sisma X SLO	29.1	0	0	0	0	0
4309	2254	Sisma Y SLO	0	29.1	0	0	0	0	4310	2255	Sisma X SLV	40	0	0	0	0	0
4311	2255	Sisma Y SLV	0	40	0	0	0	0	4312	2255	Sisma X SLO	29.7	0	0	0	0	0
4313	2255	Sisma Y SLO	0	29.7	0	0	0	0	4314	2256	Sisma X SLV	40.9	0	0	0	0	0
4315	2256	Sisma Y SLV	0	40.9	0	0	0	0	4316	2256	Sisma X SLO	30.4	0	0	0	0	0
4317	2256	Sisma Y SLO	0	30.4	0	0	0	0	4318	2257	Sisma X SLV	40.9	0	0	0	0	0
4319	2257	Sisma Y SLV	0	40.9	0	0	0	0	4320	2257	Sisma X SLO	30.4	0	0	0	0	0
4321	2257	Sisma Y SLO	0	30.4	0	0	0	0	4322	2258	Sisma X SLV	40.9	0	0	0	0	0
4323	2258	Sisma Y SLV	0	40.9	0	0	0	0	4324	2258	Sisma X SLO	30.4	0	0	0	0	0
4325	2258	Sisma Y SLO	0	30.4	0	0	0	0	4326	2259	Sisma X SLV	39.4	0	0	0	0	0
4327	2259	Sisma Y SLV	0	39.4	0	0	0	0	4328	2259	Sisma X SLO	29.4	0	0	0	0	0
4329	2259	Sisma Y SLO	0	29.4	0	0	0	0	4330	2260	Sisma X SLV	18.8	0	0	0	0	0
4331	2260	Sisma Y SLV	0	18.8	0	0	0	0	4332	2260	Sisma X SLO	14	0	0	0	0	0
4333	2260	Sisma Y SLO	0	14	0	0	0	0	4334	2261	Sisma X SLV	37.7	0	0	0	0	0
4335	2261	Sisma Y SLV	0	37.7	0	0	0	0	4336	2261	Sisma X SLO	28.1	0	0	0	0	0
4337	2261	Sisma Y SLO	0	28.1	0	0	0	0	4338	2262	Sisma X SLV	37.7	0	0	0	0	0
4339	2262	Sisma Y SLV	0	37.7	0	0	0	0	4340	2262	Sisma X SLO	28.1	0	0	0	0	0
4341	2262	Sisma Y SLO	0	28.1	0	0	0	0	4342	2263	Sisma X SLV	37.7	0	0	0	0	0
4343	2263	Sisma Y SLV	0	37.7	0	0	0	0	4344	2263	Sisma X SLO	28.1	0	0	0	0	0
4345	2263	Sisma Y SLO	0	28.1	0	0	0	0	4346	2264	Sisma X SLV	37.7	0	0	0	0	0
4347	2264	Sisma Y SLV	0	37.7	0	0	0	0	4348	2264	Sisma X SLO	28.1	0	0	0	0	0
4349	2264	Sisma Y SLO	0	28.1	0	0	0	0	4350	2265	Sisma X SLV	37.7	0	0	0	0	0
4351	2265	Sisma Y SLV	0	37.7	0	0	0	0	4352	2265	Sisma X SLO	28.1	0	0	0	0	0
4353	2265	Sisma Y SLO	0	28.1	0	0	0	0	4354	2266	Sisma X SLV	37.7	0	0	0	0	0
4355	2266	Sisma Y SLV	0	37.7	0	0	0	0	4356	2266	Sisma X SLO	28.1	0	0	0	0	0

**PIAZZALE TRIAGE-FABBRICATO-ALLEGATO
ALLA REL. PREDIMENSIONAMENTO
STRUTTURE**

Codice documento
SF0272_F0

<i>Rev</i>	<i>Data</i>
F0	20/06/2011

Indice	Nodo	Condizione	Fx	Fy	Fz	Mx	My	Mz	Indice	Nodo	Condizione	Fx	Fy	Fz	Mx	My	Mz
4357	2266	Sisma Y SLO	0	28.1	0	0	0	0	4358	2267	Sisma X SLV	54.4	0	0	0	0	0
4359	2267	Sisma Y SLV	0	54.4	0	0	0	0	4360	2267	Sisma X SLO	40.5	0	0	0	0	0
4361	2267	Sisma Y SLO	0	40.5	0	0	0	0	4362	2268	Sisma X SLV	37.6	0	0	0	0	0
4363	2268	Sisma Y SLV	0	37.6	0	0	0	0	4364	2268	Sisma X SLO	28	0	0	0	0	0
4365	2268	Sisma Y SLO	0	28	0	0	0	0	4366	2269	Sisma X SLV	37.6	0	0	0	0	0
4367	2269	Sisma Y SLV	0	37.6	0	0	0	0	4368	2269	Sisma X SLO	28	0	0	0	0	0
4369	2269	Sisma Y SLO	0	28	0	0	0	0	4370	2270	Sisma X SLV	37.6	0	0	0	0	0
4371	2270	Sisma Y SLV	0	37.6	0	0	0	0	4372	2270	Sisma X SLO	28	0	0	0	0	0
4373	2270	Sisma Y SLO	0	28	0	0	0	0	4374	2271	Sisma X SLV	37.6	0	0	0	0	0
4375	2271	Sisma Y SLV	0	37.6	0	0	0	0	4376	2271	Sisma X SLO	28	0	0	0	0	0
4377	2271	Sisma Y SLO	0	28	0	0	0	0	4378	2272	Sisma X SLV	37.6	0	0	0	0	0
4379	2272	Sisma Y SLV	0	37.6	0	0	0	0	4380	2272	Sisma X SLO	28	0	0	0	0	0
4381	2272	Sisma Y SLO	0	28	0	0	0	0	4382	2273	Sisma X SLV	37.6	0	0	0	0	0
4383	2273	Sisma Y SLV	0	37.6	0	0	0	0	4384	2273	Sisma X SLO	28	0	0	0	0	0
4385	2273	Sisma Y SLO	0	28	0	0	0	0	4386	2274	Sisma X SLV	37.2	0	0	0	0	0
4387	2274	Sisma Y SLV	0	37.2	0	0	0	0	4388	2274	Sisma X SLO	27.7	0	0	0	0	0
4389	2274	Sisma Y SLO	0	27.7	0	0	0	0	4390	2275	Sisma X SLV	36.7	0	0	0	0	0
4391	2275	Sisma Y SLV	0	36.7	0	0	0	0	4392	2275	Sisma X SLO	27.4	0	0	0	0	0
4393	2275	Sisma Y SLO	0	27.4	0	0	0	0	4394	2276	Sisma X SLV	36.7	0	0	0	0	0
4395	2276	Sisma Y SLV	0	36.7	0	0	0	0	4396	2276	Sisma X SLO	27.4	0	0	0	0	0
4397	2276	Sisma Y SLO	0	27.4	0	0	0	0	4398	2277	Sisma X SLV	36.7	0	0	0	0	0
4399	2277	Sisma Y SLV	0	36.7	0	0	0	0	4400	2277	Sisma X SLO	27.4	0	0	0	0	0
4401	2277	Sisma Y SLO	0	27.4	0	0	0	0	4402	2278	Sisma X SLV	36.7	0	0	0	0	0
4403	2278	Sisma Y SLV	0	36.7	0	0	0	0	4404	2278	Sisma X SLO	27.4	0	0	0	0	0
4405	2278	Sisma Y SLO	0	27.4	0	0	0	0	4406	2279	Sisma X SLV	36.7	0	0	0	0	0
4407	2279	Sisma Y SLV	0	36.7	0	0	0	0	4408	2279	Sisma X SLO	27.4	0	0	0	0	0
4409	2279	Sisma Y SLO	0	27.4	0	0	0	0	4410	2280	Sisma X SLV	36.7	0	0	0	0	0

**PIAZZALE TRIAGE-FABBRICATO-ALLEGATO
ALLA REL. PREDIMENSIONAMENTO
STRUTTURE**

Codice documento
SF0272_F0

<i>Rev</i>	<i>Data</i>
F0	20/06/2011

Indice	Nodo	Condizione	Fx	Fy	Fz	Mx	My	Mz	Indice	Nodo	Condizione	Fx	Fy	Fz	Mx	My	Mz
4411	2280	Sisma Y SLV	0	36.7	0	0	0	0	4412	2280	Sisma X SLO	27.4	0	0	0	0	0
4413	2280	Sisma Y SLO	0	27.4	0	0	0	0	4414	2281	Sisma X SLV	37.4	0	0	0	0	0
4415	2281	Sisma Y SLV	0	37.4	0	0	0	0	4416	2281	Sisma X SLO	27.8	0	0	0	0	0
4417	2281	Sisma Y SLO	0	27.8	0	0	0	0	4418	2282	Sisma X SLV	52.4	0	0	0	0	0
4419	2282	Sisma Y SLV	0	52.4	0	0	0	0	4420	2282	Sisma X SLO	39	0	0	0	0	0
4421	2282	Sisma Y SLO	0	39	0	0	0	0	4422	2283	Sisma X SLV	52.6	0	0	0	0	0
4423	2283	Sisma Y SLV	0	52.6	0	0	0	0	4424	2283	Sisma X SLO	39.2	0	0	0	0	0
4425	2283	Sisma Y SLO	0	39.2	0	0	0	0	4426	2284	Sisma X SLV	52.6	0	0	0	0	0
4427	2284	Sisma Y SLV	0	52.6	0	0	0	0	4428	2284	Sisma X SLO	39.2	0	0	0	0	0
4429	2284	Sisma Y SLO	0	39.2	0	0	0	0	4430	2285	Sisma X SLV	52.6	0	0	0	0	0
4431	2285	Sisma Y SLV	0	52.6	0	0	0	0	4432	2285	Sisma X SLO	39.2	0	0	0	0	0
4433	2285	Sisma Y SLO	0	39.2	0	0	0	0	4434	2286	Sisma X SLV	52.6	0	0	0	0	0
4435	2286	Sisma Y SLV	0	52.6	0	0	0	0	4436	2286	Sisma X SLO	39.2	0	0	0	0	0
4437	2286	Sisma Y SLO	0	39.2	0	0	0	0	4438	2287	Sisma X SLV	52.9	0	0	0	0	0
4439	2287	Sisma Y SLV	0	52.9	0	0	0	0	4440	2287	Sisma X SLO	39.4	0	0	0	0	0
4441	2287	Sisma Y SLO	0	39.4	0	0	0	0	4442	2288	Sisma X SLV	53.1	0	0	0	0	0
4443	2288	Sisma Y SLV	0	53.1	0	0	0	0	4444	2288	Sisma X SLO	39.6	0	0	0	0	0
4445	2288	Sisma Y SLO	0	39.6	0	0	0	0	4446	2289	Sisma X SLV	53.1	0	0	0	0	0
4447	2289	Sisma Y SLV	0	53.1	0	0	0	0	4448	2289	Sisma X SLO	39.6	0	0	0	0	0
4449	2289	Sisma Y SLO	0	39.6	0	0	0	0	4450	2290	Sisma X SLV	53.1	0	0	0	0	0
4451	2290	Sisma Y SLV	0	53.1	0	0	0	0	4452	2290	Sisma X SLO	39.6	0	0	0	0	0
4453	2290	Sisma Y SLO	0	39.6	0	0	0	0	4454	2291	Sisma X SLV	53.1	0	0	0	0	0
4455	2291	Sisma Y SLV	0	53.1	0	0	0	0	4456	2291	Sisma X SLO	39.6	0	0	0	0	0
4457	2291	Sisma Y SLO	0	39.6	0	0	0	0	4458	2292	Sisma X SLV	53.1	0	0	0	0	0
4459	2292	Sisma Y SLV	0	53.1	0	0	0	0	4460	2292	Sisma X SLO	39.6	0	0	0	0	0
4461	2292	Sisma Y SLO	0	39.6	0	0	0	0	4462	2293	Sisma X SLV	53.1	0	0	0	0	0
4463	2293	Sisma Y SLV	0	53.1	0	0	0	0	4464	2293	Sisma X SLO	39.6	0	0	0	0	0

**PIAZZALE TRIAGE-FABBRICATO-ALLEGATO
ALLA REL. PREDIMENSIONAMENTO
STRUTTURE**

Codice documento
SF0272_F0

<i>Rev</i>	<i>Data</i>
F0	20/06/2011

Indice	Nodo	Condizione	Fx	Fy	Fz	Mx	My	Mz	Indice	Nodo	Condizione	Fx	Fy	Fz	Mx	My	Mz
4465	2293	Sisma Y SLO	0	39.6	0	0	0	0	4466	2294	Sisma X SLV	50.4	0	0	0	0	0
4467	2294	Sisma Y SLV	0	50.4	0	0	0	0	4468	2294	Sisma X SLO	37.6	0	0	0	0	0
4469	2294	Sisma Y SLO	0	37.6	0	0	0	0	4470	2295	Sisma X SLV	47.7	0	0	0	0	0
4471	2295	Sisma Y SLV	0	47.7	0	0	0	0	4472	2295	Sisma X SLO	35.6	0	0	0	0	0
4473	2295	Sisma Y SLO	0	35.6	0	0	0	0	4474	2296	Sisma X SLV	47.7	0	0	0	0	0
4475	2296	Sisma Y SLV	0	47.7	0	0	0	0	4476	2296	Sisma X SLO	35.6	0	0	0	0	0
4477	2296	Sisma Y SLO	0	35.6	0	0	0	0	4478	2297	Sisma X SLV	47.7	0	0	0	0	0
4479	2297	Sisma Y SLV	0	47.7	0	0	0	0	4480	2297	Sisma X SLO	35.6	0	0	0	0	0
4481	2297	Sisma Y SLO	0	35.6	0	0	0	0	4482	2298	Sisma X SLV	47.7	0	0	0	0	0
4483	2298	Sisma Y SLV	0	47.7	0	0	0	0	4484	2298	Sisma X SLO	35.6	0	0	0	0	0
4485	2298	Sisma Y SLO	0	35.6	0	0	0	0	4486	2299	Sisma X SLV	47.7	0	0	0	0	0
4487	2299	Sisma Y SLV	0	47.7	0	0	0	0	4488	2299	Sisma X SLO	35.6	0	0	0	0	0
4489	2299	Sisma Y SLO	0	35.6	0	0	0	0	4490	2300	Sisma X SLV	47.7	0	0	0	0	0
4491	2300	Sisma Y SLV	0	47.7	0	0	0	0	4492	2300	Sisma X SLO	35.6	0	0	0	0	0
4493	2300	Sisma Y SLO	0	35.6	0	0	0	0	4494	2301	Sisma X SLV	47.7	0	0	0	0	0
4495	2301	Sisma Y SLV	0	47.7	0	0	0	0	4496	2301	Sisma X SLO	35.6	0	0	0	0	0
4497	2301	Sisma Y SLO	0	35.6	0	0	0	0	4498	2302	Sisma X SLV	47.7	0	0	0	0	0
4499	2302	Sisma Y SLV	0	47.7	0	0	0	0	4500	2302	Sisma X SLO	35.6	0	0	0	0	0
4501	2302	Sisma Y SLO	0	35.6	0	0	0	0	4502	2303	Sisma X SLV	47.7	0	0	0	0	0
4503	2303	Sisma Y SLV	0	47.7	0	0	0	0	4504	2303	Sisma X SLO	35.6	0	0	0	0	0
4505	2303	Sisma Y SLO	0	35.6	0	0	0	0	4506	2304	Sisma X SLV	47.7	0	0	0	0	0
4507	2304	Sisma Y SLV	0	47.7	0	0	0	0	4508	2304	Sisma X SLO	35.6	0	0	0	0	0
4509	2304	Sisma Y SLO	0	35.6	0	0	0	0	4510	2305	Sisma X SLV	47.7	0	0	0	0	0
4511	2305	Sisma Y SLV	0	47.7	0	0	0	0	4512	2305	Sisma X SLO	35.6	0	0	0	0	0
4513	2305	Sisma Y SLO	0	35.6	0	0	0	0	4514	2306	Sisma X SLV	47.7	0	0	0	0	0
4515	2306	Sisma Y SLV	0	47.7	0	0	0	0	4516	2306	Sisma X SLO	35.6	0	0	0	0	0
4517	2306	Sisma Y SLO	0	35.6	0	0	0	0	4518	2307	Sisma X SLV	47.7	0	0	0	0	0

**PIAZZALE TRIAGE-FABBRICATO-ALLEGATO
ALLA REL. PREDIMENSIONAMENTO
STRUTTURE**

Codice documento
SF0272_F0

<i>Rev</i>	<i>Data</i>
F0	20/06/2011

Indice	Nodo	Condizione	Fx	Fy	Fz	Mx	My	Mz	Indice	Nodo	Condizione	Fx	Fy	Fz	Mx	My	Mz
4519	2307	Sisma Y SLV	0	47.7	0	0	0	0	4520	2307	Sisma X SLO	35.6	0	0	0	0	0
4521	2307	Sisma Y SLO	0	35.6	0	0	0	0	4522	2308	Sisma X SLV	47.7	0	0	0	0	0
4523	2308	Sisma Y SLV	0	47.7	0	0	0	0	4524	2308	Sisma X SLO	35.6	0	0	0	0	0
4525	2308	Sisma Y SLO	0	35.6	0	0	0	0	4526	2309	Sisma X SLV	47.7	0	0	0	0	0
4527	2309	Sisma Y SLV	0	47.7	0	0	0	0	4528	2309	Sisma X SLO	35.6	0	0	0	0	0
4529	2309	Sisma Y SLO	0	35.6	0	0	0	0	4530	2310	Sisma X SLV	47.7	0	0	0	0	0
4531	2310	Sisma Y SLV	0	47.7	0	0	0	0	4532	2310	Sisma X SLO	35.6	0	0	0	0	0
4533	2310	Sisma Y SLO	0	35.6	0	0	0	0	4534	2311	Sisma X SLV	47.7	0	0	0	0	0
4535	2311	Sisma Y SLV	0	47.7	0	0	0	0	4536	2311	Sisma X SLO	35.6	0	0	0	0	0
4537	2311	Sisma Y SLO	0	35.6	0	0	0	0	4538	2312	Sisma X SLV	47.7	0	0	0	0	0
4539	2312	Sisma Y SLV	0	47.7	0	0	0	0	4540	2312	Sisma X SLO	35.6	0	0	0	0	0
4541	2312	Sisma Y SLO	0	35.6	0	0	0	0	4542	2313	Sisma X SLV	47.7	0	0	0	0	0
4543	2313	Sisma Y SLV	0	47.7	0	0	0	0	4544	2313	Sisma X SLO	35.6	0	0	0	0	0
4545	2313	Sisma Y SLO	0	35.6	0	0	0	0	4546	2314	Sisma X SLV	47.7	0	0	0	0	0
4547	2314	Sisma Y SLV	0	47.7	0	0	0	0	4548	2314	Sisma X SLO	35.6	0	0	0	0	0
4549	2314	Sisma Y SLO	0	35.6	0	0	0	0	4550	2315	Sisma X SLV	72.6	0	0	0	0	0
4551	2315	Sisma Y SLV	0	72.6	0	0	0	0	4552	2315	Sisma X SLO	54.1	0	0	0	0	0
4553	2315	Sisma Y SLO	0	54.1	0	0	0	0	4554	2316	Sisma X SLV	51.5	0	0	0	0	0
4555	2316	Sisma Y SLV	0	51.5	0	0	0	0	4556	2316	Sisma X SLO	38.4	0	0	0	0	0
4557	2316	Sisma Y SLO	0	38.4	0	0	0	0	4558	2317	Sisma X SLV	51.5	0	0	0	0	0
4559	2317	Sisma Y SLV	0	51.5	0	0	0	0	4560	2317	Sisma X SLO	38.4	0	0	0	0	0
4561	2317	Sisma Y SLO	0	38.4	0	0	0	0	4562	2318	Sisma X SLV	51.5	0	0	0	0	0
4563	2318	Sisma Y SLV	0	51.5	0	0	0	0	4564	2318	Sisma X SLO	38.4	0	0	0	0	0
4565	2318	Sisma Y SLO	0	38.4	0	0	0	0	4566	2319	Sisma X SLV	51.5	0	0	0	0	0
4567	2319	Sisma Y SLV	0	51.5	0	0	0	0	4568	2319	Sisma X SLO	38.4	0	0	0	0	0
4569	2319	Sisma Y SLO	0	38.4	0	0	0	0	4570	2320	Sisma X SLV	51.5	0	0	0	0	0
4571	2320	Sisma Y SLV	0	51.5	0	0	0	0	4572	2320	Sisma X SLO	38.4	0	0	0	0	0

**PIAZZALE TRIAGE-FABBRICATO-ALLEGATO
ALLA REL. PREDIMENSIONAMENTO
STRUTTURE**

Codice documento
SF0272_F0

<i>Rev</i>	<i>Data</i>
F0	20/06/2011

Indice	Nodo	Condizione	Fx	Fy	Fz	Mx	My	Mz	Indice	Nodo	Condizione	Fx	Fy	Fz	Mx	My	Mz
4573	2320	Sisma Y SLO	0	38.4	0	0	0	0	4574	2321	Sisma X SLV	25.8	0	0	0	0	0
4575	2321	Sisma Y SLV	0	25.8	0	0	0	0	4576	2321	Sisma X SLO	19.2	0	0	0	0	0
4577	2321	Sisma Y SLO	0	19.2	0	0	0	0	4578	2322	Sisma X SLV	52	0	0	0	0	0
4579	2322	Sisma Y SLV	0	52	0	0	0	0	4580	2322	Sisma X SLO	38.7	0	0	0	0	0
4581	2322	Sisma Y SLO	0	38.7	0	0	0	0	4582	2323	Sisma X SLV	51.8	0	0	0	0	0
4583	2323	Sisma Y SLV	0	51.8	0	0	0	0	4584	2323	Sisma X SLO	38.6	0	0	0	0	0
4585	2323	Sisma Y SLO	0	38.6	0	0	0	0	4586	2324	Sisma X SLV	51.8	0	0	0	0	0
4587	2324	Sisma Y SLV	0	51.8	0	0	0	0	4588	2324	Sisma X SLO	38.6	0	0	0	0	0
4589	2324	Sisma Y SLO	0	38.6	0	0	0	0	4590	2325	Sisma X SLV	51.8	0	0	0	0	0
4591	2325	Sisma Y SLV	0	51.8	0	0	0	0	4592	2325	Sisma X SLO	38.6	0	0	0	0	0
4593	2325	Sisma Y SLO	0	38.6	0	0	0	0	4594	2326	Sisma X SLV	52.7	0	0	0	0	0
4595	2326	Sisma Y SLV	0	52.7	0	0	0	0	4596	2326	Sisma X SLO	39.3	0	0	0	0	0
4597	2326	Sisma Y SLO	0	39.3	0	0	0	0	4598	2327	Sisma X SLV	53.6	0	0	0	0	0
4599	2327	Sisma Y SLV	0	53.6	0	0	0	0	4600	2327	Sisma X SLO	39.9	0	0	0	0	0
4601	2327	Sisma Y SLO	0	39.9	0	0	0	0	4602	2328	Sisma X SLV	53.6	0	0	0	0	0
4603	2328	Sisma Y SLV	0	53.6	0	0	0	0	4604	2328	Sisma X SLO	39.9	0	0	0	0	0
4605	2328	Sisma Y SLO	0	39.9	0	0	0	0	4606	2329	Sisma X SLV	53.6	0	0	0	0	0
4607	2329	Sisma Y SLV	0	53.6	0	0	0	0	4608	2329	Sisma X SLO	39.9	0	0	0	0	0
4609	2329	Sisma Y SLO	0	39.9	0	0	0	0	4610	2330	Sisma X SLV	53.6	0	0	0	0	0
4611	2330	Sisma Y SLV	0	53.6	0	0	0	0	4612	2330	Sisma X SLO	39.9	0	0	0	0	0
4613	2330	Sisma Y SLO	0	39.9	0	0	0	0	4614	2331	Sisma X SLV	54.9	0	0	0	0	0
4615	2331	Sisma Y SLV	0	54.9	0	0	0	0	4616	2331	Sisma X SLO	40.9	0	0	0	0	0
4617	2331	Sisma Y SLO	0	40.9	0	0	0	0	4618	2332	Sisma X SLV	56.2	0	0	0	0	0
4619	2332	Sisma Y SLV	0	56.2	0	0	0	0	4620	2332	Sisma X SLO	41.8	0	0	0	0	0
4621	2332	Sisma Y SLO	0	41.8	0	0	0	0	4622	2333	Sisma X SLV	56.2	0	0	0	0	0
4623	2333	Sisma Y SLV	0	56.2	0	0	0	0	4624	2333	Sisma X SLO	41.8	0	0	0	0	0
4625	2333	Sisma Y SLO	0	41.8	0	0	0	0	4626	2334	Sisma X SLV	56.2	0	0	0	0	0

**PIAZZALE TRIAGE-FABBRICATO-ALLEGATO
ALLA REL. PREDIMENSIONAMENTO
STRUTTURE**

Codice documento
SF0272_F0

<i>Rev</i>	<i>Data</i>
F0	20/06/2011

Indice	Nodo	Condizione	Fx	Fy	Fz	Mx	My	Mz	Indice	Nodo	Condizione	Fx	Fy	Fz	Mx	My	Mz
4627	2334	Sisma Y SLV	0	56.2	0	0	0	0	4628	2334	Sisma X SLO	41.8	0	0	0	0	0
4629	2334	Sisma Y SLO	0	41.8	0	0	0	0	4630	2335	Sisma X SLV	54.2	0	0	0	0	0
4631	2335	Sisma Y SLV	0	54.2	0	0	0	0	4632	2335	Sisma X SLO	40.4	0	0	0	0	0
4633	2335	Sisma Y SLO	0	40.4	0	0	0	0	4634	2336	Sisma X SLV	25.9	0	0	0	0	0
4635	2336	Sisma Y SLV	0	25.9	0	0	0	0	4636	2336	Sisma X SLO	19.3	0	0	0	0	0
4637	2336	Sisma Y SLO	0	19.3	0	0	0	0	4638	2337	Sisma X SLV	51.8	0	0	0	0	0
4639	2337	Sisma Y SLV	0	51.8	0	0	0	0	4640	2337	Sisma X SLO	38.6	0	0	0	0	0
4641	2337	Sisma Y SLO	0	38.6	0	0	0	0	4642	2338	Sisma X SLV	51.8	0	0	0	0	0
4643	2338	Sisma Y SLV	0	51.8	0	0	0	0	4644	2338	Sisma X SLO	38.6	0	0	0	0	0
4645	2338	Sisma Y SLO	0	38.6	0	0	0	0	4646	2339	Sisma X SLV	51.8	0	0	0	0	0
4647	2339	Sisma Y SLV	0	51.8	0	0	0	0	4648	2339	Sisma X SLO	38.6	0	0	0	0	0
4649	2339	Sisma Y SLO	0	38.6	0	0	0	0	4650	2340	Sisma X SLV	51.8	0	0	0	0	0
4651	2340	Sisma Y SLV	0	51.8	0	0	0	0	4652	2340	Sisma X SLO	38.6	0	0	0	0	0
4653	2340	Sisma Y SLO	0	38.6	0	0	0	0	4654	2341	Sisma X SLV	51.8	0	0	0	0	0
4655	2341	Sisma Y SLV	0	51.8	0	0	0	0	4656	2341	Sisma X SLO	38.6	0	0	0	0	0
4657	2341	Sisma Y SLO	0	38.6	0	0	0	0	4658	2342	Sisma X SLV	51.8	0	0	0	0	0
4659	2342	Sisma Y SLV	0	51.8	0	0	0	0	4660	2342	Sisma X SLO	38.6	0	0	0	0	0
4661	2342	Sisma Y SLO	0	38.6	0	0	0	0	4662	2343	Sisma X SLV	74.7	0	0	0	0	0
4663	2343	Sisma Y SLV	0	74.7	0	0	0	0	4664	2343	Sisma X SLO	55.6	0	0	0	0	0
4665	2343	Sisma Y SLO	0	55.6	0	0	0	0	4666	2344	Sisma X SLV	51.7	0	0	0	0	0
4667	2344	Sisma Y SLV	0	51.7	0	0	0	0	4668	2344	Sisma X SLO	38.5	0	0	0	0	0
4669	2344	Sisma Y SLO	0	38.5	0	0	0	0	4670	2345	Sisma X SLV	51.7	0	0	0	0	0
4671	2345	Sisma Y SLV	0	51.7	0	0	0	0	4672	2345	Sisma X SLO	38.5	0	0	0	0	0
4673	2345	Sisma Y SLO	0	38.5	0	0	0	0	4674	2346	Sisma X SLV	51.7	0	0	0	0	0
4675	2346	Sisma Y SLV	0	51.7	0	0	0	0	4676	2346	Sisma X SLO	38.5	0	0	0	0	0
4677	2346	Sisma Y SLO	0	38.5	0	0	0	0	4678	2347	Sisma X SLV	51.7	0	0	0	0	0
4679	2347	Sisma Y SLV	0	51.7	0	0	0	0	4680	2347	Sisma X SLO	38.5	0	0	0	0	0

**PIAZZALE TRIAGE-FABBRICATO-ALLEGATO
ALLA REL. PREDIMENSIONAMENTO
STRUTTURE**

Codice documento
SF0272_F0

<i>Rev</i>	<i>Data</i>
F0	20/06/2011

Indice	Nodo	Condizione	Fx	Fy	Fz	Mx	My	Mz	Indice	Nodo	Condizione	Fx	Fy	Fz	Mx	My	Mz
4681	2347	Sisma Y SLO	0	38.5	0	0	0	0	4682	2348	Sisma X SLV	51.7	0	0	0	0	0
4683	2348	Sisma Y SLV	0	51.7	0	0	0	0	4684	2348	Sisma X SLO	38.5	0	0	0	0	0
4685	2348	Sisma Y SLO	0	38.5	0	0	0	0	4686	2349	Sisma X SLV	51.7	0	0	0	0	0
4687	2349	Sisma Y SLV	0	51.7	0	0	0	0	4688	2349	Sisma X SLO	38.5	0	0	0	0	0
4689	2349	Sisma Y SLO	0	38.5	0	0	0	0	4690	2350	Sisma X SLV	51.1	0	0	0	0	0
4691	2350	Sisma Y SLV	0	51.1	0	0	0	0	4692	2350	Sisma X SLO	38	0	0	0	0	0
4693	2350	Sisma Y SLO	0	38	0	0	0	0	4694	2351	Sisma X SLV	50.5	0	0	0	0	0
4695	2351	Sisma Y SLV	0	50.5	0	0	0	0	4696	2351	Sisma X SLO	37.6	0	0	0	0	0
4697	2351	Sisma Y SLO	0	37.6	0	0	0	0	4698	2352	Sisma X SLV	50.5	0	0	0	0	0
4699	2352	Sisma Y SLV	0	50.5	0	0	0	0	4700	2352	Sisma X SLO	37.6	0	0	0	0	0
4701	2352	Sisma Y SLO	0	37.6	0	0	0	0	4702	2353	Sisma X SLV	50.5	0	0	0	0	0
4703	2353	Sisma Y SLV	0	50.5	0	0	0	0	4704	2353	Sisma X SLO	37.6	0	0	0	0	0
4705	2353	Sisma Y SLO	0	37.6	0	0	0	0	4706	2354	Sisma X SLV	50.5	0	0	0	0	0
4707	2354	Sisma Y SLV	0	50.5	0	0	0	0	4708	2354	Sisma X SLO	37.6	0	0	0	0	0
4709	2354	Sisma Y SLO	0	37.6	0	0	0	0	4710	2355	Sisma X SLV	50.5	0	0	0	0	0
4711	2355	Sisma Y SLV	0	50.5	0	0	0	0	4712	2355	Sisma X SLO	37.6	0	0	0	0	0
4713	2355	Sisma Y SLO	0	37.6	0	0	0	0	4714	2356	Sisma X SLV	50.5	0	0	0	0	0
4715	2356	Sisma Y SLV	0	50.5	0	0	0	0	4716	2356	Sisma X SLO	37.6	0	0	0	0	0
4717	2356	Sisma Y SLO	0	37.6	0	0	0	0	4718	2357	Sisma X SLV	51.4	0	0	0	0	0
4719	2357	Sisma Y SLV	0	51.4	0	0	0	0	4720	2357	Sisma X SLO	38.2	0	0	0	0	0
4721	2357	Sisma Y SLO	0	38.2	0	0	0	0	4722	2358	Sisma X SLV	52.2	0	0	0	0	0
4723	2358	Sisma Y SLV	0	52.2	0	0	0	0	4724	2358	Sisma X SLO	38.9	0	0	0	0	0
4725	2358	Sisma Y SLO	0	38.9	0	0	0	0	4726	2359	Sisma X SLV	46	0	0	0	0	0
4727	2359	Sisma Y SLV	0	46	0	0	0	0	4728	2359	Sisma X SLO	34.2	0	0	0	0	0
4729	2359	Sisma Y SLO	0	34.2	0	0	0	0	4730	2360	Sisma X SLV	52.2	0	0	0	0	0
4731	2360	Sisma Y SLV	0	52.2	0	0	0	0	4732	2360	Sisma X SLO	38.9	0	0	0	0	0
4733	2360	Sisma Y SLO	0	38.9	0	0	0	0	4734	2361	Sisma X SLV	52.2	0	0	0	0	0

**PIAZZALE TRIAGE-FABBRICATO-ALLEGATO
ALLA REL. PREDIMENSIONAMENTO
STRUTTURE**

Codice documento
SF0272_F0

<i>Rev</i>	<i>Data</i>
F0	20/06/2011

Indice	Nodo	Condizione	Fx	Fy	Fz	Mx	My	Mz	Indice	Nodo	Condizione	Fx	Fy	Fz	Mx	My	Mz
4735	2361	Sisma Y SLV	0	52.2	0	0	0	0	4736	2361	Sisma X SLO	38.9	0	0	0	0	0
4737	2361	Sisma Y SLO	0	38.9	0	0	0	0	4738	2362	Sisma X SLV	46	0	0	0	0	0
4739	2362	Sisma Y SLV	0	46	0	0	0	0	4740	2362	Sisma X SLO	34.2	0	0	0	0	0
4741	2362	Sisma Y SLO	0	34.2	0	0	0	0	4742	2363	Sisma X SLV	52.2	0	0	0	0	0
4743	2363	Sisma Y SLV	0	52.2	0	0	0	0	4744	2363	Sisma X SLO	38.9	0	0	0	0	0
4745	2363	Sisma Y SLO	0	38.9	0	0	0	0	4746	2364	Sisma X SLV	52.2	0	0	0	0	0
4747	2364	Sisma Y SLV	0	52.2	0	0	0	0	4748	2364	Sisma X SLO	38.9	0	0	0	0	0
4749	2364	Sisma Y SLO	0	38.9	0	0	0	0	4750	2365	Sisma X SLV	46	0	0	0	0	0
4751	2365	Sisma Y SLV	0	46	0	0	0	0	4752	2365	Sisma X SLO	34.2	0	0	0	0	0
4753	2365	Sisma Y SLO	0	34.2	0	0	0	0	4754	2366	Sisma X SLV	52.2	0	0	0	0	0
4755	2366	Sisma Y SLV	0	52.2	0	0	0	0	4756	2366	Sisma X SLO	38.9	0	0	0	0	0
4757	2366	Sisma Y SLO	0	38.9	0	0	0	0	4758	2367	Sisma X SLV	52.2	0	0	0	0	0
4759	2367	Sisma Y SLV	0	52.2	0	0	0	0	4760	2367	Sisma X SLO	38.9	0	0	0	0	0
4761	2367	Sisma Y SLO	0	38.9	0	0	0	0	4762	2368	Sisma X SLV	46	0	0	0	0	0
4763	2368	Sisma Y SLV	0	46	0	0	0	0	4764	2368	Sisma X SLO	34.2	0	0	0	0	0
4765	2368	Sisma Y SLO	0	34.2	0	0	0	0	4766	2369	Sisma X SLV	52.2	0	0	0	0	0
4767	2369	Sisma Y SLV	0	52.2	0	0	0	0	4768	2369	Sisma X SLO	38.9	0	0	0	0	0
4769	2369	Sisma Y SLO	0	38.9	0	0	0	0	4770	2370	Sisma X SLV	52.2	0	0	0	0	0
4771	2370	Sisma Y SLV	0	52.2	0	0	0	0	4772	2370	Sisma X SLO	38.9	0	0	0	0	0
4773	2370	Sisma Y SLO	0	38.9	0	0	0	0	4774	2371	Sisma X SLV	46	0	0	0	0	0
4775	2371	Sisma Y SLV	0	46	0	0	0	0	4776	2371	Sisma X SLO	34.2	0	0	0	0	0
4777	2371	Sisma Y SLO	0	34.2	0	0	0	0	4778	2372	Sisma X SLV	52.2	0	0	0	0	0
4779	2372	Sisma Y SLV	0	52.2	0	0	0	0	4780	2372	Sisma X SLO	38.9	0	0	0	0	0
4781	2372	Sisma Y SLO	0	38.9	0	0	0	0	4782	2373	Sisma X SLV	52.2	0	0	0	0	0
4783	2373	Sisma Y SLV	0	52.2	0	0	0	0	4784	2373	Sisma X SLO	38.9	0	0	0	0	0
4785	2373	Sisma Y SLO	0	38.9	0	0	0	0	4786	2374	Sisma X SLV	46	0	0	0	0	0
4787	2374	Sisma Y SLV	0	46	0	0	0	0	4788	2374	Sisma X SLO	34.2	0	0	0	0	0

**PIAZZALE TRIAGE-FABBRICATO-ALLEGATO
ALLA REL. PREDIMENSIONAMENTO
STRUTTURE**

Codice documento
SF0272_F0

<i>Rev</i>	<i>Data</i>
F0	20/06/2011

Indice	Nodo	Condizione	Fx	Fy	Fz	Mx	My	Mz	Indice	Nodo	Condizione	Fx	Fy	Fz	Mx	My	Mz
4789	2374	Sisma Y SLO	0	34.2	0	0	0	0	4790	2375	Sisma X SLV	52.2	0	0	0	0	0
4791	2375	Sisma Y SLV	0	52.2	0	0	0	0	4792	2375	Sisma X SLO	38.9	0	0	0	0	0
4793	2375	Sisma Y SLO	0	38.9	0	0	0	0	4794	2376	Sisma X SLV	52.2	0	0	0	0	0
4795	2376	Sisma Y SLV	0	52.2	0	0	0	0	4796	2376	Sisma X SLO	38.9	0	0	0	0	0
4797	2376	Sisma Y SLO	0	38.9	0	0	0	0	4798	2377	Sisma X SLV	46	0	0	0	0	0
4799	2377	Sisma Y SLV	0	46	0	0	0	0	4800	2377	Sisma X SLO	34.2	0	0	0	0	0
4801	2377	Sisma Y SLO	0	34.2	0	0	0	0	4802	2378	Sisma X SLV	52.2	0	0	0	0	0
4803	2378	Sisma Y SLV	0	52.2	0	0	0	0	4804	2378	Sisma X SLO	38.9	0	0	0	0	0
4805	2378	Sisma Y SLO	0	38.9	0	0	0	0	4806	2379	Sisma X SLV	52.2	0	0	0	0	0
4807	2379	Sisma Y SLV	0	52.2	0	0	0	0	4808	2379	Sisma X SLO	38.9	0	0	0	0	0
4809	2379	Sisma Y SLO	0	38.9	0	0	0	0	4810	2380	Sisma X SLV	46	0	0	0	0	0
4811	2380	Sisma Y SLV	0	46	0	0	0	0	4812	2380	Sisma X SLO	34.2	0	0	0	0	0
4813	2380	Sisma Y SLO	0	34.2	0	0	0	0	4814	2381	Sisma X SLV	52.2	0	0	0	0	0
4815	2381	Sisma Y SLV	0	52.2	0	0	0	0	4816	2381	Sisma X SLO	38.9	0	0	0	0	0
4817	2381	Sisma Y SLO	0	38.9	0	0	0	0	4818	2382	Sisma X SLV	52.2	0	0	0	0	0
4819	2382	Sisma Y SLV	0	52.2	0	0	0	0	4820	2382	Sisma X SLO	38.9	0	0	0	0	0
4821	2382	Sisma Y SLO	0	38.9	0	0	0	0	4822	2383	Sisma X SLV	46	0	0	0	0	0
4823	2383	Sisma Y SLV	0	46	0	0	0	0	4824	2383	Sisma X SLO	34.2	0	0	0	0	0
4825	2383	Sisma Y SLO	0	34.2	0	0	0	0	4826	2384	Sisma X SLV	52.2	0	0	0	0	0
4827	2384	Sisma Y SLV	0	52.2	0	0	0	0	4828	2384	Sisma X SLO	38.9	0	0	0	0	0
4829	2384	Sisma Y SLO	0	38.9	0	0	0	0	4830	2385	Sisma X SLV	52.2	0	0	0	0	0
4831	2385	Sisma Y SLV	0	52.2	0	0	0	0	4832	2385	Sisma X SLO	38.9	0	0	0	0	0
4833	2385	Sisma Y SLO	0	38.9	0	0	0	0	4834	2386	Sisma X SLV	46	0	0	0	0	0
4835	2386	Sisma Y SLV	0	46	0	0	0	0	4836	2386	Sisma X SLO	34.2	0	0	0	0	0
4837	2386	Sisma Y SLO	0	34.2	0	0	0	0	4838	2387	Sisma X SLV	52.2	0	0	0	0	0
4839	2387	Sisma Y SLV	0	52.2	0	0	0	0	4840	2387	Sisma X SLO	38.9	0	0	0	0	0
4841	2387	Sisma Y SLO	0	38.9	0	0	0	0	4842	2388	Sisma X SLV	52.2	0	0	0	0	0

**PIAZZALE TRIAGE-FABBRICATO-ALLEGATO
ALLA REL. PREDIMENSIONAMENTO
STRUTTURE**

Codice documento
SF0272_F0

<i>Rev</i>	<i>Data</i>
F0	20/06/2011

Indice	Nodo	Condizione	Fx	Fy	Fz	Mx	My	Mz	Indice	Nodo	Condizione	Fx	Fy	Fz	Mx	My	Mz
4843	2388	Sisma Y SLV	0	52.2	0	0	0	0	4844	2388	Sisma X SLO	38.9	0	0	0	0	0
4845	2388	Sisma Y SLO	0	38.9	0	0	0	0	4846	2389	Sisma X SLV	46	0	0	0	0	0
4847	2389	Sisma Y SLV	0	46	0	0	0	0	4848	2389	Sisma X SLO	34.2	0	0	0	0	0
4849	2389	Sisma Y SLO	0	34.2	0	0	0	0	4850	2390	Sisma X SLV	52.2	0	0	0	0	0
4851	2390	Sisma Y SLV	0	52.2	0	0	0	0	4852	2390	Sisma X SLO	38.9	0	0	0	0	0
4853	2390	Sisma Y SLO	0	38.9	0	0	0	0	4854	2391	Sisma X SLV	52.2	0	0	0	0	0
4855	2391	Sisma Y SLV	0	52.2	0	0	0	0	4856	2391	Sisma X SLO	38.9	0	0	0	0	0
4857	2391	Sisma Y SLO	0	38.9	0	0	0	0	4858	2392	Sisma X SLV	46	0	0	0	0	0
4859	2392	Sisma Y SLV	0	46	0	0	0	0	4860	2392	Sisma X SLO	34.2	0	0	0	0	0
4861	2392	Sisma Y SLO	0	34.2	0	0	0	0	4862	2393	Sisma X SLV	52.2	0	0	0	0	0
4863	2393	Sisma Y SLV	0	52.2	0	0	0	0	4864	2393	Sisma X SLO	38.9	0	0	0	0	0
4865	2393	Sisma Y SLO	0	38.9	0	0	0	0	4866	2394	Sisma X SLV	52.2	0	0	0	0	0
4867	2394	Sisma Y SLV	0	52.2	0	0	0	0	4868	2394	Sisma X SLO	38.9	0	0	0	0	0
4869	2394	Sisma Y SLO	0	38.9	0	0	0	0	4870	2395	Sisma X SLV	46	0	0	0	0	0
4871	2395	Sisma Y SLV	0	46	0	0	0	0	4872	2395	Sisma X SLO	34.2	0	0	0	0	0
4873	2395	Sisma Y SLO	0	34.2	0	0	0	0	4874	2396	Sisma X SLV	52.2	0	0	0	0	0
4875	2396	Sisma Y SLV	0	52.2	0	0	0	0	4876	2396	Sisma X SLO	38.9	0	0	0	0	0
4877	2396	Sisma Y SLO	0	38.9	0	0	0	0	4878	2397	Sisma X SLV	52.2	0	0	0	0	0
4879	2397	Sisma Y SLV	0	52.2	0	0	0	0	4880	2397	Sisma X SLO	38.9	0	0	0	0	0
4881	2397	Sisma Y SLO	0	38.9	0	0	0	0	4882	2398	Sisma X SLV	46	0	0	0	0	0
4883	2398	Sisma Y SLV	0	46	0	0	0	0	4884	2398	Sisma X SLO	34.2	0	0	0	0	0
4885	2398	Sisma Y SLO	0	34.2	0	0	0	0	4886	2399	Sisma X SLV	52.2	0	0	0	0	0
4887	2399	Sisma Y SLV	0	52.2	0	0	0	0	4888	2399	Sisma X SLO	38.9	0	0	0	0	0
4889	2399	Sisma Y SLO	0	38.9	0	0	0	0	4890	2400	Sisma X SLV	52.2	0	0	0	0	0
4891	2400	Sisma Y SLV	0	52.2	0	0	0	0	4892	2400	Sisma X SLO	38.9	0	0	0	0	0
4893	2400	Sisma Y SLO	0	38.9	0	0	0	0	4894	2401	Sisma X SLV	46	0	0	0	0	0
4895	2401	Sisma Y SLV	0	46	0	0	0	0	4896	2401	Sisma X SLO	34.2	0	0	0	0	0

**PIAZZALE TRIAGE-FABBRICATO-ALLEGATO
ALLA REL. PREDIMENSIONAMENTO
STRUTTURE**

Codice documento
SF0272_F0

<i>Rev</i>	<i>Data</i>
F0	20/06/2011

Indice	Nodo	Condizione	Fx	Fy	Fz	Mx	My	Mz	Indice	Nodo	Condizione	Fx	Fy	Fz	Mx	My	Mz
4897	2401	Sisma Y SLO	0	34.2	0	0	0	0	4898	2402	Sisma X SLV	52.2	0	0	0	0	0
4899	2402	Sisma Y SLV	0	52.2	0	0	0	0	4900	2402	Sisma X SLO	38.9	0	0	0	0	0
4901	2402	Sisma Y SLO	0	38.9	0	0	0	0	4902	2403	Sisma X SLV	52.2	0	0	0	0	0
4903	2403	Sisma Y SLV	0	52.2	0	0	0	0	4904	2403	Sisma X SLO	38.9	0	0	0	0	0
4905	2403	Sisma Y SLO	0	38.9	0	0	0	0	4906	2404	Sisma X SLV	46	0	0	0	0	0
4907	2404	Sisma Y SLV	0	46	0	0	0	0	4908	2404	Sisma X SLO	34.2	0	0	0	0	0
4909	2404	Sisma Y SLO	0	34.2	0	0	0	0	4910	2405	Sisma X SLV	52.2	0	0	0	0	0
4911	2405	Sisma Y SLV	0	52.2	0	0	0	0	4912	2405	Sisma X SLO	38.9	0	0	0	0	0
4913	2405	Sisma Y SLO	0	38.9	0	0	0	0	4914	2406	Sisma X SLV	52.2	0	0	0	0	0
4915	2406	Sisma Y SLV	0	52.2	0	0	0	0	4916	2406	Sisma X SLO	38.9	0	0	0	0	0
4917	2406	Sisma Y SLO	0	38.9	0	0	0	0	4918	2407	Sisma X SLV	46	0	0	0	0	0
4919	2407	Sisma Y SLV	0	46	0	0	0	0	4920	2407	Sisma X SLO	34.2	0	0	0	0	0
4921	2407	Sisma Y SLO	0	34.2	0	0	0	0	4922	2408	Sisma X SLV	52.2	0	0	0	0	0
4923	2408	Sisma Y SLV	0	52.2	0	0	0	0	4924	2408	Sisma X SLO	38.9	0	0	0	0	0
4925	2408	Sisma Y SLO	0	38.9	0	0	0	0	4926	2409	Sisma X SLV	52.2	0	0	0	0	0
4927	2409	Sisma Y SLV	0	52.2	0	0	0	0	4928	2409	Sisma X SLO	38.9	0	0	0	0	0
4929	2409	Sisma Y SLO	0	38.9	0	0	0	0	4930	2410	Sisma X SLV	46	0	0	0	0	0
4931	2410	Sisma Y SLV	0	46	0	0	0	0	4932	2410	Sisma X SLO	34.2	0	0	0	0	0
4933	2410	Sisma Y SLO	0	34.2	0	0	0	0	4934	2411	Sisma X SLV	52.2	0	0	0	0	0
4935	2411	Sisma Y SLV	0	52.2	0	0	0	0	4936	2411	Sisma X SLO	38.9	0	0	0	0	0
4937	2411	Sisma Y SLO	0	38.9	0	0	0	0	4938	2412	Sisma X SLV	52.2	0	0	0	0	0
4939	2412	Sisma Y SLV	0	52.2	0	0	0	0	4940	2412	Sisma X SLO	38.9	0	0	0	0	0
4941	2412	Sisma Y SLO	0	38.9	0	0	0	0	4942	2413	Sisma X SLV	46	0	0	0	0	0
4943	2413	Sisma Y SLV	0	46	0	0	0	0	4944	2413	Sisma X SLO	34.2	0	0	0	0	0
4945	2413	Sisma Y SLO	0	34.2	0	0	0	0	4946	2414	Sisma X SLV	52.2	0	0	0	0	0
4947	2414	Sisma Y SLV	0	52.2	0	0	0	0	4948	2414	Sisma X SLO	38.9	0	0	0	0	0
4949	2414	Sisma Y SLO	0	38.9	0	0	0	0	4950	2415	Sisma X SLV	52.2	0	0	0	0	0

**PIAZZALE TRIAGE-FABBRICATO-ALLEGATO
ALLA REL. PREDIMENSIONAMENTO
STRUTTURE**

Codice documento
SF0272_F0

<i>Rev</i>	<i>Data</i>
F0	20/06/2011

Indice	Nodo	Condizione	Fx	Fy	Fz	Mx	My	Mz	Indice	Nodo	Condizione	Fx	Fy	Fz	Mx	My	Mz
4951	2415	Sisma Y SLV	0	52.2	0	0	0	0	4952	2415	Sisma X SLO	38.9	0	0	0	0	0
4953	2415	Sisma Y SLO	0	38.9	0	0	0	0	4954	2416	Sisma X SLV	46	0	0	0	0	0
4955	2416	Sisma Y SLV	0	46	0	0	0	0	4956	2416	Sisma X SLO	34.2	0	0	0	0	0
4957	2416	Sisma Y SLO	0	34.2	0	0	0	0	4958	2417	Sisma X SLV	52.2	0	0	0	0	0
4959	2417	Sisma Y SLV	0	52.2	0	0	0	0	4960	2417	Sisma X SLO	38.9	0	0	0	0	0
4961	2417	Sisma Y SLO	0	38.9	0	0	0	0	4962	2418	Sisma X SLV	52.2	0	0	0	0	0
4963	2418	Sisma Y SLV	0	52.2	0	0	0	0	4964	2418	Sisma X SLO	38.9	0	0	0	0	0
4965	2418	Sisma Y SLO	0	38.9	0	0	0	0	4966	2419	Sisma X SLV	46	0	0	0	0	0
4967	2419	Sisma Y SLV	0	46	0	0	0	0	4968	2419	Sisma X SLO	34.2	0	0	0	0	0
4969	2419	Sisma Y SLO	0	34.2	0	0	0	0	4970	2420	Sisma X SLV	52.2	0	0	0	0	0
4971	2420	Sisma Y SLV	0	52.2	0	0	0	0	4972	2420	Sisma X SLO	38.9	0	0	0	0	0
4973	2420	Sisma Y SLO	0	38.9	0	0	0	0	4974	2421	Sisma X SLV	52.2	0	0	0	0	0
4975	2421	Sisma Y SLV	0	52.2	0	0	0	0	4976	2421	Sisma X SLO	38.9	0	0	0	0	0
4977	2421	Sisma Y SLO	0	38.9	0	0	0	0	4978	2422	Sisma X SLV	46	0	0	0	0	0
4979	2422	Sisma Y SLV	0	46	0	0	0	0	4980	2422	Sisma X SLO	34.2	0	0	0	0	0
4981	2422	Sisma Y SLO	0	34.2	0	0	0	0	4982	2423	Sisma X SLV	52.2	0	0	0	0	0
4983	2423	Sisma Y SLV	0	52.2	0	0	0	0	4984	2423	Sisma X SLO	38.9	0	0	0	0	0
4985	2423	Sisma Y SLO	0	38.9	0	0	0	0	4986	2424	Sisma X SLV	52.4	0	0	0	0	0
4987	2424	Sisma Y SLV	0	52.4	0	0	0	0	4988	2424	Sisma X SLO	39	0	0	0	0	0
4989	2424	Sisma Y SLO	0	39	0	0	0	0	4990	2425	Sisma X SLV	52.6	0	0	0	0	0
4991	2425	Sisma Y SLV	0	52.6	0	0	0	0	4992	2425	Sisma X SLO	39.2	0	0	0	0	0
4993	2425	Sisma Y SLO	0	39.2	0	0	0	0	4994	2426	Sisma X SLV	52.6	0	0	0	0	0
4995	2426	Sisma Y SLV	0	52.6	0	0	0	0	4996	2426	Sisma X SLO	39.2	0	0	0	0	0
4997	2426	Sisma Y SLO	0	39.2	0	0	0	0	4998	2427	Sisma X SLV	52.6	0	0	0	0	0
4999	2427	Sisma Y SLV	0	52.6	0	0	0	0	5000	2427	Sisma X SLO	39.2	0	0	0	0	0
5001	2427	Sisma Y SLO	0	39.2	0	0	0	0	5002	2428	Sisma X SLV	52.6	0	0	0	0	0
5003	2428	Sisma Y SLV	0	52.6	0	0	0	0	5004	2428	Sisma X SLO	39.2	0	0	0	0	0

**PIAZZALE TRIAGE-FABBRICATO-ALLEGATO
ALLA REL. PREDIMENSIONAMENTO
STRUTTURE**

Codice documento
SF0272_F0

<i>Rev</i>	<i>Data</i>
F0	20/06/2011

Indice	Nodo	Condizione	Fx	Fy	Fz	Mx	My	Mz	Indice	Nodo	Condizione	Fx	Fy	Fz	Mx	My	Mz
5005	2428	Sisma Y SLO	0	39.2	0	0	0	0	5006	2429	Sisma X SLV	52.9	0	0	0	0	0
5007	2429	Sisma Y SLV	0	52.9	0	0	0	0	5008	2429	Sisma X SLO	39.4	0	0	0	0	0
5009	2429	Sisma Y SLO	0	39.4	0	0	0	0	5010	2430	Sisma X SLV	53.1	0	0	0	0	0
5011	2430	Sisma Y SLV	0	53.1	0	0	0	0	5012	2430	Sisma X SLO	39.6	0	0	0	0	0
5013	2430	Sisma Y SLO	0	39.6	0	0	0	0	5014	2431	Sisma X SLV	53.1	0	0	0	0	0
5015	2431	Sisma Y SLV	0	53.1	0	0	0	0	5016	2431	Sisma X SLO	39.6	0	0	0	0	0
5017	2431	Sisma Y SLO	0	39.6	0	0	0	0	5018	2432	Sisma X SLV	53.1	0	0	0	0	0
5019	2432	Sisma Y SLV	0	53.1	0	0	0	0	5020	2432	Sisma X SLO	39.6	0	0	0	0	0
5021	2432	Sisma Y SLO	0	39.6	0	0	0	0	5022	2433	Sisma X SLV	53.1	0	0	0	0	0
5023	2433	Sisma Y SLV	0	53.1	0	0	0	0	5024	2433	Sisma X SLO	39.6	0	0	0	0	0
5025	2433	Sisma Y SLO	0	39.6	0	0	0	0	5026	2434	Sisma X SLV	53.1	0	0	0	0	0
5027	2434	Sisma Y SLV	0	53.1	0	0	0	0	5028	2434	Sisma X SLO	39.6	0	0	0	0	0
5029	2434	Sisma Y SLO	0	39.6	0	0	0	0	5030	2435	Sisma X SLV	53.1	0	0	0	0	0
5031	2435	Sisma Y SLV	0	53.1	0	0	0	0	5032	2435	Sisma X SLO	39.6	0	0	0	0	0
5033	2435	Sisma Y SLO	0	39.6	0	0	0	0	5034	2436	Sisma X SLV	50.4	0	0	0	0	0
5035	2436	Sisma Y SLV	0	50.4	0	0	0	0	5036	2436	Sisma X SLO	37.6	0	0	0	0	0
5037	2436	Sisma Y SLO	0	37.6	0	0	0	0	5038	2437	Sisma X SLV	47.7	0	0	0	0	0
5039	2437	Sisma Y SLV	0	47.7	0	0	0	0	5040	2437	Sisma X SLO	35.6	0	0	0	0	0
5041	2437	Sisma Y SLO	0	35.6	0	0	0	0	5042	2438	Sisma X SLV	47.7	0	0	0	0	0
5043	2438	Sisma Y SLV	0	47.7	0	0	0	0	5044	2438	Sisma X SLO	35.6	0	0	0	0	0
5045	2438	Sisma Y SLO	0	35.6	0	0	0	0	5046	2439	Sisma X SLV	47.7	0	0	0	0	0
5047	2439	Sisma Y SLV	0	47.7	0	0	0	0	5048	2439	Sisma X SLO	35.6	0	0	0	0	0
5049	2439	Sisma Y SLO	0	35.6	0	0	0	0	5050	2440	Sisma X SLV	47.7	0	0	0	0	0
5051	2440	Sisma Y SLV	0	47.7	0	0	0	0	5052	2440	Sisma X SLO	35.6	0	0	0	0	0
5053	2440	Sisma Y SLO	0	35.6	0	0	0	0	5054	2441	Sisma X SLV	47.7	0	0	0	0	0
5055	2441	Sisma Y SLV	0	47.7	0	0	0	0	5056	2441	Sisma X SLO	35.6	0	0	0	0	0
5057	2441	Sisma Y SLO	0	35.6	0	0	0	0	5058	2442	Sisma X SLV	47.7	0	0	0	0	0

**PIAZZALE TRIAGE-FABBRICATO-ALLEGATO
ALLA REL. PREDIMENSIONAMENTO
STRUTTURE**

Codice documento
SF0272_F0

<i>Rev</i>	<i>Data</i>
F0	20/06/2011

Indice	Nodo	Condizione	Fx	Fy	Fz	Mx	My	Mz	Indice	Nodo	Condizione	Fx	Fy	Fz	Mx	My	Mz
5059	2442	Sisma Y SLV	0	47.7	0	0	0	0	5060	2442	Sisma X SLO	35.6	0	0	0	0	0
5061	2442	Sisma Y SLO	0	35.6	0	0	0	0	5062	2443	Sisma X SLV	47.7	0	0	0	0	0
5063	2443	Sisma Y SLV	0	47.7	0	0	0	0	5064	2443	Sisma X SLO	35.6	0	0	0	0	0
5065	2443	Sisma Y SLO	0	35.6	0	0	0	0	5066	2444	Sisma X SLV	47.7	0	0	0	0	0
5067	2444	Sisma Y SLV	0	47.7	0	0	0	0	5068	2444	Sisma X SLO	35.6	0	0	0	0	0
5069	2444	Sisma Y SLO	0	35.6	0	0	0	0	5070	2445	Sisma X SLV	47.7	0	0	0	0	0
5071	2445	Sisma Y SLV	0	47.7	0	0	0	0	5072	2445	Sisma X SLO	35.6	0	0	0	0	0
5073	2445	Sisma Y SLO	0	35.6	0	0	0	0	5074	2446	Sisma X SLV	47.7	0	0	0	0	0
5075	2446	Sisma Y SLV	0	47.7	0	0	0	0	5076	2446	Sisma X SLO	35.6	0	0	0	0	0
5077	2446	Sisma Y SLO	0	35.6	0	0	0	0	5078	2447	Sisma X SLV	47.7	0	0	0	0	0
5079	2447	Sisma Y SLV	0	47.7	0	0	0	0	5080	2447	Sisma X SLO	35.6	0	0	0	0	0
5081	2447	Sisma Y SLO	0	35.6	0	0	0	0	5082	2448	Sisma X SLV	47.7	0	0	0	0	0
5083	2448	Sisma Y SLV	0	47.7	0	0	0	0	5084	2448	Sisma X SLO	35.6	0	0	0	0	0
5085	2448	Sisma Y SLO	0	35.6	0	0	0	0	5086	2449	Sisma X SLV	47.7	0	0	0	0	0
5087	2449	Sisma Y SLV	0	47.7	0	0	0	0	5088	2449	Sisma X SLO	35.6	0	0	0	0	0
5089	2449	Sisma Y SLO	0	35.6	0	0	0	0	5090	2450	Sisma X SLV	47.7	0	0	0	0	0
5091	2450	Sisma Y SLV	0	47.7	0	0	0	0	5092	2450	Sisma X SLO	35.6	0	0	0	0	0
5093	2450	Sisma Y SLO	0	35.6	0	0	0	0	5094	2451	Sisma X SLV	47.7	0	0	0	0	0
5095	2451	Sisma Y SLV	0	47.7	0	0	0	0	5096	2451	Sisma X SLO	35.6	0	0	0	0	0
5097	2451	Sisma Y SLO	0	35.6	0	0	0	0	5098	2452	Sisma X SLV	47.7	0	0	0	0	0
5099	2452	Sisma Y SLV	0	47.7	0	0	0	0	5100	2452	Sisma X SLO	35.6	0	0	0	0	0
5101	2452	Sisma Y SLO	0	35.6	0	0	0	0	5102	2453	Sisma X SLV	47.7	0	0	0	0	0
5103	2453	Sisma Y SLV	0	47.7	0	0	0	0	5104	2453	Sisma X SLO	35.6	0	0	0	0	0
5105	2453	Sisma Y SLO	0	35.6	0	0	0	0	5106	2454	Sisma X SLV	47.7	0	0	0	0	0
5107	2454	Sisma Y SLV	0	47.7	0	0	0	0	5108	2454	Sisma X SLO	35.6	0	0	0	0	0
5109	2454	Sisma Y SLO	0	35.6	0	0	0	0	5110	2455	Sisma X SLV	47.7	0	0	0	0	0
5111	2455	Sisma Y SLV	0	47.7	0	0	0	0	5112	2455	Sisma X SLO	35.6	0	0	0	0	0

**PIAZZALE TRIAGE-FABBRICATO-ALLEGATO
ALLA REL. PREDIMENSIONAMENTO
STRUTTURE**

Codice documento
SF0272_F0

<i>Rev</i>	<i>Data</i>
F0	20/06/2011

Indice	Nodo	Condizione	Fx	Fy	Fz	Mx	My	Mz	Indice	Nodo	Condizione	Fx	Fy	Fz	Mx	My	Mz
5113	2455	Sisma Y SLO	0	35.6	0	0	0	0	5114	2456	Sisma X SLV	47.7	0	0	0	0	0
5115	2456	Sisma Y SLV	0	47.7	0	0	0	0	5116	2456	Sisma X SLO	35.6	0	0	0	0	0
5117	2456	Sisma Y SLO	0	35.6	0	0	0	0	5118	2457	Sisma X SLV	72.6	0	0	0	0	0
5119	2457	Sisma Y SLV	0	72.6	0	0	0	0	5120	2457	Sisma X SLO	54.1	0	0	0	0	0
5121	2457	Sisma Y SLO	0	54.1	0	0	0	0	5122	2458	Sisma X SLV	51.5	0	0	0	0	0
5123	2458	Sisma Y SLV	0	51.5	0	0	0	0	5124	2458	Sisma X SLO	38.4	0	0	0	0	0
5125	2458	Sisma Y SLO	0	38.4	0	0	0	0	5126	2459	Sisma X SLV	51.5	0	0	0	0	0
5127	2459	Sisma Y SLV	0	51.5	0	0	0	0	5128	2459	Sisma X SLO	38.4	0	0	0	0	0
5129	2459	Sisma Y SLO	0	38.4	0	0	0	0	5130	2460	Sisma X SLV	51.5	0	0	0	0	0
5131	2460	Sisma Y SLV	0	51.5	0	0	0	0	5132	2460	Sisma X SLO	38.4	0	0	0	0	0
5133	2460	Sisma Y SLO	0	38.4	0	0	0	0	5134	2461	Sisma X SLV	51.5	0	0	0	0	0
5135	2461	Sisma Y SLV	0	51.5	0	0	0	0	5136	2461	Sisma X SLO	38.4	0	0	0	0	0
5137	2461	Sisma Y SLO	0	38.4	0	0	0	0	5138	2462	Sisma X SLV	51.5	0	0	0	0	0
5139	2462	Sisma Y SLV	0	51.5	0	0	0	0	5140	2462	Sisma X SLO	38.4	0	0	0	0	0
5141	2462	Sisma Y SLO	0	38.4	0	0	0	0	5142	2463	Sisma X SLV	25.8	0	0	0	0	0
5143	2463	Sisma Y SLV	0	25.8	0	0	0	0	5144	2463	Sisma X SLO	19.2	0	0	0	0	0
5145	2463	Sisma Y SLO	0	19.2	0	0	0	0	5146	2464	Sisma X SLV	52	0	0	0	0	0
5147	2464	Sisma Y SLV	0	52	0	0	0	0	5148	2464	Sisma X SLO	38.7	0	0	0	0	0
5149	2464	Sisma Y SLO	0	38.7	0	0	0	0	5150	2465	Sisma X SLV	51.8	0	0	0	0	0
5151	2465	Sisma Y SLV	0	51.8	0	0	0	0	5152	2465	Sisma X SLO	38.6	0	0	0	0	0
5153	2465	Sisma Y SLO	0	38.6	0	0	0	0	5154	2466	Sisma X SLV	51.8	0	0	0	0	0
5155	2466	Sisma Y SLV	0	51.8	0	0	0	0	5156	2466	Sisma X SLO	38.6	0	0	0	0	0
5157	2466	Sisma Y SLO	0	38.6	0	0	0	0	5158	2467	Sisma X SLV	51.8	0	0	0	0	0
5159	2467	Sisma Y SLV	0	51.8	0	0	0	0	5160	2467	Sisma X SLO	38.6	0	0	0	0	0
5161	2467	Sisma Y SLO	0	38.6	0	0	0	0	5162	2468	Sisma X SLV	52.7	0	0	0	0	0
5163	2468	Sisma Y SLV	0	52.7	0	0	0	0	5164	2468	Sisma X SLO	39.3	0	0	0	0	0
5165	2468	Sisma Y SLO	0	39.3	0	0	0	0	5166	2469	Sisma X SLV	53.6	0	0	0	0	0

**PIAZZALE TRIAGE-FABBRICATO-ALLEGATO
ALLA REL. PREDIMENSIONAMENTO
STRUTTURE**

Codice documento
SF0272_F0

<i>Rev</i>	<i>Data</i>
F0	20/06/2011

Indice	Nodo	Condizione	Fx	Fy	Fz	Mx	My	Mz	Indice	Nodo	Condizione	Fx	Fy	Fz	Mx	My	Mz
5167	2469	Sisma Y SLV	0	53.6	0	0	0	0	5168	2469	Sisma X SLO	39.9	0	0	0	0	0
5169	2469	Sisma Y SLO	0	39.9	0	0	0	0	5170	2470	Sisma X SLV	53.6	0	0	0	0	0
5171	2470	Sisma Y SLV	0	53.6	0	0	0	0	5172	2470	Sisma X SLO	39.9	0	0	0	0	0
5173	2470	Sisma Y SLO	0	39.9	0	0	0	0	5174	2471	Sisma X SLV	53.6	0	0	0	0	0
5175	2471	Sisma Y SLV	0	53.6	0	0	0	0	5176	2471	Sisma X SLO	39.9	0	0	0	0	0
5177	2471	Sisma Y SLO	0	39.9	0	0	0	0	5178	2472	Sisma X SLV	53.6	0	0	0	0	0
5179	2472	Sisma Y SLV	0	53.6	0	0	0	0	5180	2472	Sisma X SLO	39.9	0	0	0	0	0
5181	2472	Sisma Y SLO	0	39.9	0	0	0	0	5182	2473	Sisma X SLV	54.9	0	0	0	0	0
5183	2473	Sisma Y SLV	0	54.9	0	0	0	0	5184	2473	Sisma X SLO	40.9	0	0	0	0	0
5185	2473	Sisma Y SLO	0	40.9	0	0	0	0	5186	2474	Sisma X SLV	56.2	0	0	0	0	0
5187	2474	Sisma Y SLV	0	56.2	0	0	0	0	5188	2474	Sisma X SLO	41.8	0	0	0	0	0
5189	2474	Sisma Y SLO	0	41.8	0	0	0	0	5190	2475	Sisma X SLV	56.2	0	0	0	0	0
5191	2475	Sisma Y SLV	0	56.2	0	0	0	0	5192	2475	Sisma X SLO	41.8	0	0	0	0	0
5193	2475	Sisma Y SLO	0	41.8	0	0	0	0	5194	2476	Sisma X SLV	56.2	0	0	0	0	0
5195	2476	Sisma Y SLV	0	56.2	0	0	0	0	5196	2476	Sisma X SLO	41.8	0	0	0	0	0
5197	2476	Sisma Y SLO	0	41.8	0	0	0	0	5198	2477	Sisma X SLV	54.2	0	0	0	0	0
5199	2477	Sisma Y SLV	0	54.2	0	0	0	0	5200	2477	Sisma X SLO	40.4	0	0	0	0	0
5201	2477	Sisma Y SLO	0	40.4	0	0	0	0	5202	2478	Sisma X SLV	25.9	0	0	0	0	0
5203	2478	Sisma Y SLV	0	25.9	0	0	0	0	5204	2478	Sisma X SLO	19.3	0	0	0	0	0
5205	2478	Sisma Y SLO	0	19.3	0	0	0	0	5206	2479	Sisma X SLV	51.8	0	0	0	0	0
5207	2479	Sisma Y SLV	0	51.8	0	0	0	0	5208	2479	Sisma X SLO	38.6	0	0	0	0	0
5209	2479	Sisma Y SLO	0	38.6	0	0	0	0	5210	2480	Sisma X SLV	51.8	0	0	0	0	0
5211	2480	Sisma Y SLV	0	51.8	0	0	0	0	5212	2480	Sisma X SLO	38.6	0	0	0	0	0
5213	2480	Sisma Y SLO	0	38.6	0	0	0	0	5214	2481	Sisma X SLV	51.8	0	0	0	0	0
5215	2481	Sisma Y SLV	0	51.8	0	0	0	0	5216	2481	Sisma X SLO	38.6	0	0	0	0	0
5217	2481	Sisma Y SLO	0	38.6	0	0	0	0	5218	2482	Sisma X SLV	51.8	0	0	0	0	0
5219	2482	Sisma Y SLV	0	51.8	0	0	0	0	5220	2482	Sisma X SLO	38.6	0	0	0	0	0

**PIAZZALE TRIAGE-FABBRICATO-ALLEGATO
ALLA REL. PREDIMENSIONAMENTO
STRUTTURE**

Codice documento
SF0272_F0

<i>Rev</i>	<i>Data</i>
F0	20/06/2011

Indice	Nodo	Condizione	Fx	Fy	Fz	Mx	My	Mz	Indice	Nodo	Condizione	Fx	Fy	Fz	Mx	My	Mz
5221	2482	Sisma Y SLO	0	38.6	0	0	0	0	5222	2483	Sisma X SLV	51.8	0	0	0	0	0
5223	2483	Sisma Y SLV	0	51.8	0	0	0	0	5224	2483	Sisma X SLO	38.6	0	0	0	0	0
5225	2483	Sisma Y SLO	0	38.6	0	0	0	0	5226	2484	Sisma X SLV	51.8	0	0	0	0	0
5227	2484	Sisma Y SLV	0	51.8	0	0	0	0	5228	2484	Sisma X SLO	38.6	0	0	0	0	0
5229	2484	Sisma Y SLO	0	38.6	0	0	0	0	5230	2485	Sisma X SLV	74.7	0	0	0	0	0
5231	2485	Sisma Y SLV	0	74.7	0	0	0	0	5232	2485	Sisma X SLO	55.6	0	0	0	0	0
5233	2485	Sisma Y SLO	0	55.6	0	0	0	0	5234	2486	Sisma X SLV	51.7	0	0	0	0	0
5235	2486	Sisma Y SLV	0	51.7	0	0	0	0	5236	2486	Sisma X SLO	38.5	0	0	0	0	0
5237	2486	Sisma Y SLO	0	38.5	0	0	0	0	5238	2487	Sisma X SLV	51.7	0	0	0	0	0
5239	2487	Sisma Y SLV	0	51.7	0	0	0	0	5240	2487	Sisma X SLO	38.5	0	0	0	0	0
5241	2487	Sisma Y SLO	0	38.5	0	0	0	0	5242	2488	Sisma X SLV	51.7	0	0	0	0	0
5243	2488	Sisma Y SLV	0	51.7	0	0	0	0	5244	2488	Sisma X SLO	38.5	0	0	0	0	0
5245	2488	Sisma Y SLO	0	38.5	0	0	0	0	5246	2489	Sisma X SLV	51.7	0	0	0	0	0
5247	2489	Sisma Y SLV	0	51.7	0	0	0	0	5248	2489	Sisma X SLO	38.5	0	0	0	0	0
5249	2489	Sisma Y SLO	0	38.5	0	0	0	0	5250	2490	Sisma X SLV	51.7	0	0	0	0	0
5251	2490	Sisma Y SLV	0	51.7	0	0	0	0	5252	2490	Sisma X SLO	38.5	0	0	0	0	0
5253	2490	Sisma Y SLO	0	38.5	0	0	0	0	5254	2491	Sisma X SLV	51.7	0	0	0	0	0
5255	2491	Sisma Y SLV	0	51.7	0	0	0	0	5256	2491	Sisma X SLO	38.5	0	0	0	0	0
5257	2491	Sisma Y SLO	0	38.5	0	0	0	0	5258	2492	Sisma X SLV	51.1	0	0	0	0	0
5259	2492	Sisma Y SLV	0	51.1	0	0	0	0	5260	2492	Sisma X SLO	38	0	0	0	0	0
5261	2492	Sisma Y SLO	0	38	0	0	0	0	5262	2493	Sisma X SLV	50.5	0	0	0	0	0
5263	2493	Sisma Y SLV	0	50.5	0	0	0	0	5264	2493	Sisma X SLO	37.6	0	0	0	0	0
5265	2493	Sisma Y SLO	0	37.6	0	0	0	0	5266	2494	Sisma X SLV	50.5	0	0	0	0	0
5267	2494	Sisma Y SLV	0	50.5	0	0	0	0	5268	2494	Sisma X SLO	37.6	0	0	0	0	0
5269	2494	Sisma Y SLO	0	37.6	0	0	0	0	5270	2495	Sisma X SLV	50.5	0	0	0	0	0
5271	2495	Sisma Y SLV	0	50.5	0	0	0	0	5272	2495	Sisma X SLO	37.6	0	0	0	0	0
5273	2495	Sisma Y SLO	0	37.6	0	0	0	0	5274	2496	Sisma X SLV	50.5	0	0	0	0	0

**PIAZZALE TRIAGE-FABBRICATO-ALLEGATO
ALLA REL. PREDIMENSIONAMENTO
STRUTTURE**

Codice documento
SF0272_F0

<i>Rev</i>	<i>Data</i>
F0	20/06/2011

Indice	Nodo	Condizione	Fx	Fy	Fz	Mx	My	Mz	Indice	Nodo	Condizione	Fx	Fy	Fz	Mx	My	Mz
5275	2496	Sisma Y SLV	0	50.5	0	0	0	0	5276	2496	Sisma X SLO	37.6	0	0	0	0	0
5277	2496	Sisma Y SLO	0	37.6	0	0	0	0	5278	2497	Sisma X SLV	50.5	0	0	0	0	0
5279	2497	Sisma Y SLV	0	50.5	0	0	0	0	5280	2497	Sisma X SLO	37.6	0	0	0	0	0
5281	2497	Sisma Y SLO	0	37.6	0	0	0	0	5282	2498	Sisma X SLV	50.5	0	0	0	0	0
5283	2498	Sisma Y SLV	0	50.5	0	0	0	0	5284	2498	Sisma X SLO	37.6	0	0	0	0	0
5285	2498	Sisma Y SLO	0	37.6	0	0	0	0	5286	2499	Sisma X SLV	51.4	0	0	0	0	0
5287	2499	Sisma Y SLV	0	51.4	0	0	0	0	5288	2499	Sisma X SLO	38.2	0	0	0	0	0
5289	2499	Sisma Y SLO	0	38.2	0	0	0	0	5290	2500	Sisma X SLV	66.7	0	0	0	0	0
5291	2500	Sisma Y SLV	0	66.7	0	0	0	0	5292	2500	Sisma X SLO	49.7	0	0	0	0	0
5293	2500	Sisma Y SLO	0	49.7	0	0	0	0	5294	2501	Sisma X SLV	67	0	0	0	0	0
5295	2501	Sisma Y SLV	0	67	0	0	0	0	5296	2501	Sisma X SLO	49.9	0	0	0	0	0
5297	2501	Sisma Y SLO	0	49.9	0	0	0	0	5298	2502	Sisma X SLV	67	0	0	0	0	0
5299	2502	Sisma Y SLV	0	67	0	0	0	0	5300	2502	Sisma X SLO	49.9	0	0	0	0	0
5301	2502	Sisma Y SLO	0	49.9	0	0	0	0	5302	2503	Sisma X SLV	67	0	0	0	0	0
5303	2503	Sisma Y SLV	0	67	0	0	0	0	5304	2503	Sisma X SLO	49.9	0	0	0	0	0
5305	2503	Sisma Y SLO	0	49.9	0	0	0	0	5306	2504	Sisma X SLV	67	0	0	0	0	0
5307	2504	Sisma Y SLV	0	67	0	0	0	0	5308	2504	Sisma X SLO	49.9	0	0	0	0	0
5309	2504	Sisma Y SLO	0	49.9	0	0	0	0	5310	2505	Sisma X SLV	67.3	0	0	0	0	0
5311	2505	Sisma Y SLV	0	67.3	0	0	0	0	5312	2505	Sisma X SLO	50.1	0	0	0	0	0
5313	2505	Sisma Y SLO	0	50.1	0	0	0	0	5314	2506	Sisma X SLV	67.6	0	0	0	0	0
5315	2506	Sisma Y SLV	0	67.6	0	0	0	0	5316	2506	Sisma X SLO	50.3	0	0	0	0	0
5317	2506	Sisma Y SLO	0	50.3	0	0	0	0	5318	2507	Sisma X SLV	67.6	0	0	0	0	0
5319	2507	Sisma Y SLV	0	67.6	0	0	0	0	5320	2507	Sisma X SLO	50.3	0	0	0	0	0
5321	2507	Sisma Y SLO	0	50.3	0	0	0	0	5322	2508	Sisma X SLV	67.6	0	0	0	0	0
5323	2508	Sisma Y SLV	0	67.6	0	0	0	0	5324	2508	Sisma X SLO	50.3	0	0	0	0	0
5325	2508	Sisma Y SLO	0	50.3	0	0	0	0	5326	2509	Sisma X SLV	67.6	0	0	0	0	0
5327	2509	Sisma Y SLV	0	67.6	0	0	0	0	5328	2509	Sisma X SLO	50.3	0	0	0	0	0

**PIAZZALE TRIAGE-FABBRICATO-ALLEGATO
ALLA REL. PREDIMENSIONAMENTO
STRUTTURE**

Codice documento
SF0272_F0

<i>Rev</i>	<i>Data</i>
F0	20/06/2011

Indice	Nodo	Condizione	Fx	Fy	Fz	Mx	My	Mz	Indice	Nodo	Condizione	Fx	Fy	Fz	Mx	My	Mz
5329	2509	Sisma Y SLO	0	50.3	0	0	0	0	5330	2510	Sisma X SLV	67.6	0	0	0	0	0
5331	2510	Sisma Y SLV	0	67.6	0	0	0	0	5332	2510	Sisma X SLO	50.3	0	0	0	0	0
5333	2510	Sisma Y SLO	0	50.3	0	0	0	0	5334	2511	Sisma X SLV	67.6	0	0	0	0	0
5335	2511	Sisma Y SLV	0	67.6	0	0	0	0	5336	2511	Sisma X SLO	50.3	0	0	0	0	0
5337	2511	Sisma Y SLO	0	50.3	0	0	0	0	5338	2512	Sisma X SLV	64.2	0	0	0	0	0
5339	2512	Sisma Y SLV	0	64.2	0	0	0	0	5340	2512	Sisma X SLO	47.8	0	0	0	0	0
5341	2512	Sisma Y SLO	0	47.8	0	0	0	0	5342	2513	Sisma X SLV	60.8	0	0	0	0	0
5343	2513	Sisma Y SLV	0	60.8	0	0	0	0	5344	2513	Sisma X SLO	45.2	0	0	0	0	0
5345	2513	Sisma Y SLO	0	45.2	0	0	0	0	5346	2514	Sisma X SLV	60.8	0	0	0	0	0
5347	2514	Sisma Y SLV	0	60.8	0	0	0	0	5348	2514	Sisma X SLO	45.2	0	0	0	0	0
5349	2514	Sisma Y SLO	0	45.2	0	0	0	0	5350	2515	Sisma X SLV	60.8	0	0	0	0	0
5351	2515	Sisma Y SLV	0	60.8	0	0	0	0	5352	2515	Sisma X SLO	45.2	0	0	0	0	0
5353	2515	Sisma Y SLO	0	45.2	0	0	0	0	5354	2516	Sisma X SLV	60.8	0	0	0	0	0
5355	2516	Sisma Y SLV	0	60.8	0	0	0	0	5356	2516	Sisma X SLO	45.2	0	0	0	0	0
5357	2516	Sisma Y SLO	0	45.2	0	0	0	0	5358	2517	Sisma X SLV	60.8	0	0	0	0	0
5359	2517	Sisma Y SLV	0	60.8	0	0	0	0	5360	2517	Sisma X SLO	45.2	0	0	0	0	0
5361	2517	Sisma Y SLO	0	45.2	0	0	0	0	5362	2518	Sisma X SLV	60.8	0	0	0	0	0
5363	2518	Sisma Y SLV	0	60.8	0	0	0	0	5364	2518	Sisma X SLO	45.2	0	0	0	0	0
5365	2518	Sisma Y SLO	0	45.2	0	0	0	0	5366	2519	Sisma X SLV	60.8	0	0	0	0	0
5367	2519	Sisma Y SLV	0	60.8	0	0	0	0	5368	2519	Sisma X SLO	45.2	0	0	0	0	0
5369	2519	Sisma Y SLO	0	45.2	0	0	0	0	5370	2520	Sisma X SLV	60.8	0	0	0	0	0
5371	2520	Sisma Y SLV	0	60.8	0	0	0	0	5372	2520	Sisma X SLO	45.2	0	0	0	0	0
5373	2520	Sisma Y SLO	0	45.2	0	0	0	0	5374	2521	Sisma X SLV	60.8	0	0	0	0	0
5375	2521	Sisma Y SLV	0	60.8	0	0	0	0	5376	2521	Sisma X SLO	45.2	0	0	0	0	0
5377	2521	Sisma Y SLO	0	45.2	0	0	0	0	5378	2522	Sisma X SLV	60.8	0	0	0	0	0
5379	2522	Sisma Y SLV	0	60.8	0	0	0	0	5380	2522	Sisma X SLO	45.2	0	0	0	0	0
5381	2522	Sisma Y SLO	0	45.2	0	0	0	0	5382	2523	Sisma X SLV	60.8	0	0	0	0	0

**PIAZZALE TRIAGE-FABBRICATO-ALLEGATO
ALLA REL. PREDIMENSIONAMENTO
STRUTTURE**

Codice documento
SF0272_F0

<i>Rev</i>	<i>Data</i>
F0	20/06/2011

Indice	Nodo	Condizione	Fx	Fy	Fz	Mx	My	Mz	Indice	Nodo	Condizione	Fx	Fy	Fz	Mx	My	Mz
5383	2523	Sisma Y SLV	0	60.8	0	0	0	0	5384	2523	Sisma X SLO	45.2	0	0	0	0	0
5385	2523	Sisma Y SLO	0	45.2	0	0	0	0	5386	2524	Sisma X SLV	60.8	0	0	0	0	0
5387	2524	Sisma Y SLV	0	60.8	0	0	0	0	5388	2524	Sisma X SLO	45.2	0	0	0	0	0
5389	2524	Sisma Y SLO	0	45.2	0	0	0	0	5390	2525	Sisma X SLV	60.8	0	0	0	0	0
5391	2525	Sisma Y SLV	0	60.8	0	0	0	0	5392	2525	Sisma X SLO	45.2	0	0	0	0	0
5393	2525	Sisma Y SLO	0	45.2	0	0	0	0	5394	2526	Sisma X SLV	60.8	0	0	0	0	0
5395	2526	Sisma Y SLV	0	60.8	0	0	0	0	5396	2526	Sisma X SLO	45.2	0	0	0	0	0
5397	2526	Sisma Y SLO	0	45.2	0	0	0	0	5398	2527	Sisma X SLV	60.8	0	0	0	0	0
5399	2527	Sisma Y SLV	0	60.8	0	0	0	0	5400	2527	Sisma X SLO	45.2	0	0	0	0	0
5401	2527	Sisma Y SLO	0	45.2	0	0	0	0	5402	2528	Sisma X SLV	60.8	0	0	0	0	0
5403	2528	Sisma Y SLV	0	60.8	0	0	0	0	5404	2528	Sisma X SLO	45.2	0	0	0	0	0
5405	2528	Sisma Y SLO	0	45.2	0	0	0	0	5406	2529	Sisma X SLV	60.8	0	0	0	0	0
5407	2529	Sisma Y SLV	0	60.8	0	0	0	0	5408	2529	Sisma X SLO	45.2	0	0	0	0	0
5409	2529	Sisma Y SLO	0	45.2	0	0	0	0	5410	2530	Sisma X SLV	60.8	0	0	0	0	0
5411	2530	Sisma Y SLV	0	60.8	0	0	0	0	5412	2530	Sisma X SLO	45.2	0	0	0	0	0
5413	2530	Sisma Y SLO	0	45.2	0	0	0	0	5414	2531	Sisma X SLV	60.8	0	0	0	0	0
5415	2531	Sisma Y SLV	0	60.8	0	0	0	0	5416	2531	Sisma X SLO	45.2	0	0	0	0	0
5417	2531	Sisma Y SLO	0	45.2	0	0	0	0	5418	2532	Sisma X SLV	60.8	0	0	0	0	0
5419	2532	Sisma Y SLV	0	60.8	0	0	0	0	5420	2532	Sisma X SLO	45.2	0	0	0	0	0
5421	2532	Sisma Y SLO	0	45.2	0	0	0	0	5422	2533	Sisma X SLV	92.4	0	0	0	0	0
5423	2533	Sisma Y SLV	0	92.4	0	0	0	0	5424	2533	Sisma X SLO	68.8	0	0	0	0	0
5425	2533	Sisma Y SLO	0	68.8	0	0	0	0	5426	2534	Sisma X SLV	65.6	0	0	0	0	0
5427	2534	Sisma Y SLV	0	65.6	0	0	0	0	5428	2534	Sisma X SLO	48.8	0	0	0	0	0
5429	2534	Sisma Y SLO	0	48.8	0	0	0	0	5430	2535	Sisma X SLV	65.6	0	0	0	0	0
5431	2535	Sisma Y SLV	0	65.6	0	0	0	0	5432	2535	Sisma X SLO	48.8	0	0	0	0	0
5433	2535	Sisma Y SLO	0	48.8	0	0	0	0	5434	2536	Sisma X SLV	65.6	0	0	0	0	0
5435	2536	Sisma Y SLV	0	65.6	0	0	0	0	5436	2536	Sisma X SLO	48.8	0	0	0	0	0

**PIAZZALE TRIAGE-FABBRICATO-ALLEGATO
ALLA REL. PREDIMENSIONAMENTO
STRUTTURE**

Codice documento
SF0272_F0

<i>Rev</i>	<i>Data</i>
F0	20/06/2011

Indice	Nodo	Condizione	Fx	Fy	Fz	Mx	My	Mz	Indice	Nodo	Condizione	Fx	Fy	Fz	Mx	My	Mz
5437	2536	Sisma Y SLO	0	48.8	0	0	0	0	5438	2537	Sisma X SLV	65.6	0	0	0	0	0
5439	2537	Sisma Y SLV	0	65.6	0	0	0	0	5440	2537	Sisma X SLO	48.8	0	0	0	0	0
5441	2537	Sisma Y SLO	0	48.8	0	0	0	0	5442	2538	Sisma X SLV	65.6	0	0	0	0	0
5443	2538	Sisma Y SLV	0	65.6	0	0	0	0	5444	2538	Sisma X SLO	48.8	0	0	0	0	0
5445	2538	Sisma Y SLO	0	48.8	0	0	0	0	5446	2539	Sisma X SLV	32.8	0	0	0	0	0
5447	2539	Sisma Y SLV	0	32.8	0	0	0	0	5448	2539	Sisma X SLO	24.4	0	0	0	0	0
5449	2539	Sisma Y SLO	0	24.4	0	0	0	0	5450	2540	Sisma X SLV	66.2	0	0	0	0	0
5451	2540	Sisma Y SLV	0	66.2	0	0	0	0	5452	2540	Sisma X SLO	49.3	0	0	0	0	0
5453	2540	Sisma Y SLO	0	49.3	0	0	0	0	5454	2541	Sisma X SLV	65.9	0	0	0	0	0
5455	2541	Sisma Y SLV	0	65.9	0	0	0	0	5456	2541	Sisma X SLO	49.1	0	0	0	0	0
5457	2541	Sisma Y SLO	0	49.1	0	0	0	0	5458	2542	Sisma X SLV	65.9	0	0	0	0	0
5459	2542	Sisma Y SLV	0	65.9	0	0	0	0	5460	2542	Sisma X SLO	49.1	0	0	0	0	0
5461	2542	Sisma Y SLO	0	49.1	0	0	0	0	5462	2543	Sisma X SLV	65.9	0	0	0	0	0
5463	2543	Sisma Y SLV	0	65.9	0	0	0	0	5464	2543	Sisma X SLO	49.1	0	0	0	0	0
5465	2543	Sisma Y SLO	0	49.1	0	0	0	0	5466	2544	Sisma X SLV	67.1	0	0	0	0	0
5467	2544	Sisma Y SLV	0	67.1	0	0	0	0	5468	2544	Sisma X SLO	50	0	0	0	0	0
5469	2544	Sisma Y SLO	0	50	0	0	0	0	5470	2545	Sisma X SLV	68.3	0	0	0	0	0
5471	2545	Sisma Y SLV	0	68.3	0	0	0	0	5472	2545	Sisma X SLO	50.8	0	0	0	0	0
5473	2545	Sisma Y SLO	0	50.8	0	0	0	0	5474	2546	Sisma X SLV	68.3	0	0	0	0	0
5475	2546	Sisma Y SLV	0	68.3	0	0	0	0	5476	2546	Sisma X SLO	50.8	0	0	0	0	0
5477	2546	Sisma Y SLO	0	50.8	0	0	0	0	5478	2547	Sisma X SLV	68.3	0	0	0	0	0
5479	2547	Sisma Y SLV	0	68.3	0	0	0	0	5480	2547	Sisma X SLO	50.8	0	0	0	0	0
5481	2547	Sisma Y SLO	0	50.8	0	0	0	0	5482	2548	Sisma X SLV	68.3	0	0	0	0	0
5483	2548	Sisma Y SLV	0	68.3	0	0	0	0	5484	2548	Sisma X SLO	50.8	0	0	0	0	0
5485	2548	Sisma Y SLO	0	50.8	0	0	0	0	5486	2549	Sisma X SLV	69.9	0	0	0	0	0
5487	2549	Sisma Y SLV	0	69.9	0	0	0	0	5488	2549	Sisma X SLO	52	0	0	0	0	0
5489	2549	Sisma Y SLO	0	52	0	0	0	0	5490	2550	Sisma X SLV	71.5	0	0	0	0	0

**PIAZZALE TRIAGE-FABBRICATO-ALLEGATO
ALLA REL. PREDIMENSIONAMENTO
STRUTTURE**

Codice documento
SF0272_F0

<i>Rev</i>	<i>Data</i>
F0	20/06/2011

Indice	Nodo	Condizione	Fx	Fy	Fz	Mx	My	Mz	Indice	Nodo	Condizione	Fx	Fy	Fz	Mx	My	Mz
5491	2550	Sisma Y SLV	0	71.5	0	0	0	0	5492	2550	Sisma X SLO	53.2	0	0	0	0	0
5493	2550	Sisma Y SLO	0	53.2	0	0	0	0	5494	2551	Sisma X SLV	71.5	0	0	0	0	0
5495	2551	Sisma Y SLV	0	71.5	0	0	0	0	5496	2551	Sisma X SLO	53.2	0	0	0	0	0
5497	2551	Sisma Y SLO	0	53.2	0	0	0	0	5498	2552	Sisma X SLV	71.5	0	0	0	0	0
5499	2552	Sisma Y SLV	0	71.5	0	0	0	0	5500	2552	Sisma X SLO	53.2	0	0	0	0	0
5501	2552	Sisma Y SLO	0	53.2	0	0	0	0	5502	2553	Sisma X SLV	69	0	0	0	0	0
5503	2553	Sisma Y SLV	0	69	0	0	0	0	5504	2553	Sisma X SLO	51.4	0	0	0	0	0
5505	2553	Sisma Y SLO	0	51.4	0	0	0	0	5506	2554	Sisma X SLV	33	0	0	0	0	0
5507	2554	Sisma Y SLV	0	33	0	0	0	0	5508	2554	Sisma X SLO	24.5	0	0	0	0	0
5509	2554	Sisma Y SLO	0	24.5	0	0	0	0	5510	2555	Sisma X SLV	65.9	0	0	0	0	0
5511	2555	Sisma Y SLV	0	65.9	0	0	0	0	5512	2555	Sisma X SLO	49.1	0	0	0	0	0
5513	2555	Sisma Y SLO	0	49.1	0	0	0	0	5514	2556	Sisma X SLV	65.9	0	0	0	0	0
5515	2556	Sisma Y SLV	0	65.9	0	0	0	0	5516	2556	Sisma X SLO	49.1	0	0	0	0	0
5517	2556	Sisma Y SLO	0	49.1	0	0	0	0	5518	2557	Sisma X SLV	65.9	0	0	0	0	0
5519	2557	Sisma Y SLV	0	65.9	0	0	0	0	5520	2557	Sisma X SLO	49.1	0	0	0	0	0
5521	2557	Sisma Y SLO	0	49.1	0	0	0	0	5522	2558	Sisma X SLV	65.9	0	0	0	0	0
5523	2558	Sisma Y SLV	0	65.9	0	0	0	0	5524	2558	Sisma X SLO	49.1	0	0	0	0	0
5525	2558	Sisma Y SLO	0	49.1	0	0	0	0	5526	2559	Sisma X SLV	65.9	0	0	0	0	0
5527	2559	Sisma Y SLV	0	65.9	0	0	0	0	5528	2559	Sisma X SLO	49.1	0	0	0	0	0
5529	2559	Sisma Y SLO	0	49.1	0	0	0	0	5530	2560	Sisma X SLV	65.9	0	0	0	0	0
5531	2560	Sisma Y SLV	0	65.9	0	0	0	0	5532	2560	Sisma X SLO	49.1	0	0	0	0	0
5533	2560	Sisma Y SLO	0	49.1	0	0	0	0	5534	2561	Sisma X SLV	95.1	0	0	0	0	0
5535	2561	Sisma Y SLV	0	95.1	0	0	0	0	5536	2561	Sisma X SLO	70.8	0	0	0	0	0
5537	2561	Sisma Y SLO	0	70.8	0	0	0	0	5538	2562	Sisma X SLV	65.8	0	0	0	0	0
5539	2562	Sisma Y SLV	0	65.8	0	0	0	0	5540	2562	Sisma X SLO	49	0	0	0	0	0
5541	2562	Sisma Y SLO	0	49	0	0	0	0	5542	2563	Sisma X SLV	65.8	0	0	0	0	0
5543	2563	Sisma Y SLV	0	65.8	0	0	0	0	5544	2563	Sisma X SLO	49	0	0	0	0	0

**PIAZZALE TRIAGE-FABBRICATO-ALLEGATO
ALLA REL. PREDIMENSIONAMENTO
STRUTTURE**

Codice documento
SF0272_F0

<i>Rev</i>	<i>Data</i>
F0	20/06/2011

Indice	Nodo	Condizione	Fx	Fy	Fz	Mx	My	Mz	Indice	Nodo	Condizione	Fx	Fy	Fz	Mx	My	Mz
5545	2563	Sisma Y SLO	0	49	0	0	0	0	5546	2564	Sisma X SLV	65.8	0	0	0	0	0
5547	2564	Sisma Y SLV	0	65.8	0	0	0	0	5548	2564	Sisma X SLO	49	0	0	0	0	0
5549	2564	Sisma Y SLO	0	49	0	0	0	0	5550	2565	Sisma X SLV	65.8	0	0	0	0	0
5551	2565	Sisma Y SLV	0	65.8	0	0	0	0	5552	2565	Sisma X SLO	49	0	0	0	0	0
5553	2565	Sisma Y SLO	0	49	0	0	0	0	5554	2566	Sisma X SLV	65.8	0	0	0	0	0
5555	2566	Sisma Y SLV	0	65.8	0	0	0	0	5556	2566	Sisma X SLO	49	0	0	0	0	0
5557	2566	Sisma Y SLO	0	49	0	0	0	0	5558	2567	Sisma X SLV	65.8	0	0	0	0	0
5559	2567	Sisma Y SLV	0	65.8	0	0	0	0	5560	2567	Sisma X SLO	49	0	0	0	0	0
5561	2567	Sisma Y SLO	0	49	0	0	0	0	5562	2568	Sisma X SLV	65	0	0	0	0	0
5563	2568	Sisma Y SLV	0	65	0	0	0	0	5564	2568	Sisma X SLO	48.4	0	0	0	0	0
5565	2568	Sisma Y SLO	0	48.4	0	0	0	0	5566	2569	Sisma X SLV	64.3	0	0	0	0	0
5567	2569	Sisma Y SLV	0	64.3	0	0	0	0	5568	2569	Sisma X SLO	47.8	0	0	0	0	0
5569	2569	Sisma Y SLO	0	47.8	0	0	0	0	5570	2570	Sisma X SLV	64.3	0	0	0	0	0
5571	2570	Sisma Y SLV	0	64.3	0	0	0	0	5572	2570	Sisma X SLO	47.8	0	0	0	0	0
5573	2570	Sisma Y SLO	0	47.8	0	0	0	0	5574	2571	Sisma X SLV	64.3	0	0	0	0	0
5575	2571	Sisma Y SLV	0	64.3	0	0	0	0	5576	2571	Sisma X SLO	47.8	0	0	0	0	0
5577	2571	Sisma Y SLO	0	47.8	0	0	0	0	5578	2572	Sisma X SLV	64.3	0	0	0	0	0
5579	2572	Sisma Y SLV	0	64.3	0	0	0	0	5580	2572	Sisma X SLO	47.8	0	0	0	0	0
5581	2572	Sisma Y SLO	0	47.8	0	0	0	0	5582	2573	Sisma X SLV	64.3	0	0	0	0	0
5583	2573	Sisma Y SLV	0	64.3	0	0	0	0	5584	2573	Sisma X SLO	47.8	0	0	0	0	0
5585	2573	Sisma Y SLO	0	47.8	0	0	0	0	5586	2574	Sisma X SLV	64.3	0	0	0	0	0
5587	2574	Sisma Y SLV	0	64.3	0	0	0	0	5588	2574	Sisma X SLO	47.8	0	0	0	0	0
5589	2574	Sisma Y SLO	0	47.8	0	0	0	0	5590	2575	Sisma X SLV	65.4	0	0	0	0	0
5591	2575	Sisma Y SLV	0	65.4	0	0	0	0	5592	2575	Sisma X SLO	48.7	0	0	0	0	0
5593	2575	Sisma Y SLO	0	48.7	0	0	0	0	5594	2576	Sisma X SLV	66.5	0	0	0	0	0
5595	2576	Sisma Y SLV	0	66.5	0	0	0	0	5596	2576	Sisma X SLO	49.5	0	0	0	0	0
5597	2576	Sisma Y SLO	0	49.5	0	0	0	0	5598	2577	Sisma X SLV	58.5	0	0	0	0	0

**PIAZZALE TRIAGE-FABBRICATO-ALLEGATO
ALLA REL. PREDIMENSIONAMENTO
STRUTTURE**

Codice documento
SF0272_F0

<i>Rev</i>	<i>Data</i>
F0	20/06/2011

Indice	Nodo	Condizione	Fx	Fy	Fz	Mx	My	Mz	Indice	Nodo	Condizione	Fx	Fy	Fz	Mx	My	Mz
5599	2577	Sisma Y SLV	0	58.5	0	0	0	0	5600	2577	Sisma X SLO	43.5	0	0	0	0	0
5601	2577	Sisma Y SLO	0	43.5	0	0	0	0	5602	2578	Sisma X SLV	66.5	0	0	0	0	0
5603	2578	Sisma Y SLV	0	66.5	0	0	0	0	5604	2578	Sisma X SLO	49.5	0	0	0	0	0
5605	2578	Sisma Y SLO	0	49.5	0	0	0	0	5606	2579	Sisma X SLV	66.5	0	0	0	0	0
5607	2579	Sisma Y SLV	0	66.5	0	0	0	0	5608	2579	Sisma X SLO	49.5	0	0	0	0	0
5609	2579	Sisma Y SLO	0	49.5	0	0	0	0	5610	2580	Sisma X SLV	58.5	0	0	0	0	0
5611	2580	Sisma Y SLV	0	58.5	0	0	0	0	5612	2580	Sisma X SLO	43.5	0	0	0	0	0
5613	2580	Sisma Y SLO	0	43.5	0	0	0	0	5614	2581	Sisma X SLV	66.5	0	0	0	0	0
5615	2581	Sisma Y SLV	0	66.5	0	0	0	0	5616	2581	Sisma X SLO	49.5	0	0	0	0	0
5617	2581	Sisma Y SLO	0	49.5	0	0	0	0	5618	2582	Sisma X SLV	66.5	0	0	0	0	0
5619	2582	Sisma Y SLV	0	66.5	0	0	0	0	5620	2582	Sisma X SLO	49.5	0	0	0	0	0
5621	2582	Sisma Y SLO	0	49.5	0	0	0	0	5622	2583	Sisma X SLV	58.5	0	0	0	0	0
5623	2583	Sisma Y SLV	0	58.5	0	0	0	0	5624	2583	Sisma X SLO	43.5	0	0	0	0	0
5625	2583	Sisma Y SLO	0	43.5	0	0	0	0	5626	2584	Sisma X SLV	66.5	0	0	0	0	0
5627	2584	Sisma Y SLV	0	66.5	0	0	0	0	5628	2584	Sisma X SLO	49.5	0	0	0	0	0
5629	2584	Sisma Y SLO	0	49.5	0	0	0	0	5630	2585	Sisma X SLV	66.5	0	0	0	0	0
5631	2585	Sisma Y SLV	0	66.5	0	0	0	0	5632	2585	Sisma X SLO	49.5	0	0	0	0	0
5633	2585	Sisma Y SLO	0	49.5	0	0	0	0	5634	2586	Sisma X SLV	58.5	0	0	0	0	0
5635	2586	Sisma Y SLV	0	58.5	0	0	0	0	5636	2586	Sisma X SLO	43.5	0	0	0	0	0
5637	2586	Sisma Y SLO	0	43.5	0	0	0	0	5638	2587	Sisma X SLV	66.5	0	0	0	0	0
5639	2587	Sisma Y SLV	0	66.5	0	0	0	0	5640	2587	Sisma X SLO	49.5	0	0	0	0	0
5641	2587	Sisma Y SLO	0	49.5	0	0	0	0	5642	2588	Sisma X SLV	66.5	0	0	0	0	0
5643	2588	Sisma Y SLV	0	66.5	0	0	0	0	5644	2588	Sisma X SLO	49.5	0	0	0	0	0
5645	2588	Sisma Y SLO	0	49.5	0	0	0	0	5646	2589	Sisma X SLV	58.5	0	0	0	0	0
5647	2589	Sisma Y SLV	0	58.5	0	0	0	0	5648	2589	Sisma X SLO	43.5	0	0	0	0	0
5649	2589	Sisma Y SLO	0	43.5	0	0	0	0	5650	2590	Sisma X SLV	66.5	0	0	0	0	0
5651	2590	Sisma Y SLV	0	66.5	0	0	0	0	5652	2590	Sisma X SLO	49.5	0	0	0	0	0

**PIAZZALE TRIAGE-FABBRICATO-ALLEGATO
ALLA REL. PREDIMENSIONAMENTO
STRUTTURE**

Codice documento
SF0272_F0

<i>Rev</i>	<i>Data</i>
F0	20/06/2011

Indice	Nodo	Condizione	Fx	Fy	Fz	Mx	My	Mz	Indice	Nodo	Condizione	Fx	Fy	Fz	Mx	My	Mz
5653	2590	Sisma Y SLO	0	49.5	0	0	0	0	5654	2591	Sisma X SLV	66.5	0	0	0	0	0
5655	2591	Sisma Y SLV	0	66.5	0	0	0	0	5656	2591	Sisma X SLO	49.5	0	0	0	0	0
5657	2591	Sisma Y SLO	0	49.5	0	0	0	0	5658	2592	Sisma X SLV	58.5	0	0	0	0	0
5659	2592	Sisma Y SLV	0	58.5	0	0	0	0	5660	2592	Sisma X SLO	43.5	0	0	0	0	0
5661	2592	Sisma Y SLO	0	43.5	0	0	0	0	5662	2593	Sisma X SLV	66.5	0	0	0	0	0
5663	2593	Sisma Y SLV	0	66.5	0	0	0	0	5664	2593	Sisma X SLO	49.5	0	0	0	0	0
5665	2593	Sisma Y SLO	0	49.5	0	0	0	0	5666	2594	Sisma X SLV	66.5	0	0	0	0	0
5667	2594	Sisma Y SLV	0	66.5	0	0	0	0	5668	2594	Sisma X SLO	49.5	0	0	0	0	0
5669	2594	Sisma Y SLO	0	49.5	0	0	0	0	5670	2595	Sisma X SLV	58.5	0	0	0	0	0
5671	2595	Sisma Y SLV	0	58.5	0	0	0	0	5672	2595	Sisma X SLO	43.5	0	0	0	0	0
5673	2595	Sisma Y SLO	0	43.5	0	0	0	0	5674	2596	Sisma X SLV	66.5	0	0	0	0	0
5675	2596	Sisma Y SLV	0	66.5	0	0	0	0	5676	2596	Sisma X SLO	49.5	0	0	0	0	0
5677	2596	Sisma Y SLO	0	49.5	0	0	0	0	5678	2597	Sisma X SLV	66.5	0	0	0	0	0
5679	2597	Sisma Y SLV	0	66.5	0	0	0	0	5680	2597	Sisma X SLO	49.5	0	0	0	0	0
5681	2597	Sisma Y SLO	0	49.5	0	0	0	0	5682	2598	Sisma X SLV	58.5	0	0	0	0	0
5683	2598	Sisma Y SLV	0	58.5	0	0	0	0	5684	2598	Sisma X SLO	43.5	0	0	0	0	0
5685	2598	Sisma Y SLO	0	43.5	0	0	0	0	5686	2599	Sisma X SLV	66.5	0	0	0	0	0
5687	2599	Sisma Y SLV	0	66.5	0	0	0	0	5688	2599	Sisma X SLO	49.5	0	0	0	0	0
5689	2599	Sisma Y SLO	0	49.5	0	0	0	0	5690	2600	Sisma X SLV	66.5	0	0	0	0	0
5691	2600	Sisma Y SLV	0	66.5	0	0	0	0	5692	2600	Sisma X SLO	49.5	0	0	0	0	0
5693	2600	Sisma Y SLO	0	49.5	0	0	0	0	5694	2601	Sisma X SLV	58.5	0	0	0	0	0
5695	2601	Sisma Y SLV	0	58.5	0	0	0	0	5696	2601	Sisma X SLO	43.5	0	0	0	0	0
5697	2601	Sisma Y SLO	0	43.5	0	0	0	0	5698	2602	Sisma X SLV	66.5	0	0	0	0	0
5699	2602	Sisma Y SLV	0	66.5	0	0	0	0	5700	2602	Sisma X SLO	49.5	0	0	0	0	0
5701	2602	Sisma Y SLO	0	49.5	0	0	0	0	5702	2603	Sisma X SLV	66.5	0	0	0	0	0
5703	2603	Sisma Y SLV	0	66.5	0	0	0	0	5704	2603	Sisma X SLO	49.5	0	0	0	0	0
5705	2603	Sisma Y SLO	0	49.5	0	0	0	0	5706	2604	Sisma X SLV	58.5	0	0	0	0	0

**PIAZZALE TRIAGE-FABBRICATO-ALLEGATO
ALLA REL. PREDIMENSIONAMENTO
STRUTTURE**

Codice documento
SF0272_F0

<i>Rev</i>	<i>Data</i>
F0	20/06/2011

Indice	Nodo	Condizione	Fx	Fy	Fz	Mx	My	Mz	Indice	Nodo	Condizione	Fx	Fy	Fz	Mx	My	Mz
5707	2604	Sisma Y SLV	0	58.5	0	0	0	0	5708	2604	Sisma X SLO	43.5	0	0	0	0	0
5709	2604	Sisma Y SLO	0	43.5	0	0	0	0	5710	2605	Sisma X SLV	66.5	0	0	0	0	0
5711	2605	Sisma Y SLV	0	66.5	0	0	0	0	5712	2605	Sisma X SLO	49.5	0	0	0	0	0
5713	2605	Sisma Y SLO	0	49.5	0	0	0	0	5714	2606	Sisma X SLV	66.5	0	0	0	0	0
5715	2606	Sisma Y SLV	0	66.5	0	0	0	0	5716	2606	Sisma X SLO	49.5	0	0	0	0	0
5717	2606	Sisma Y SLO	0	49.5	0	0	0	0	5718	2607	Sisma X SLV	58.5	0	0	0	0	0
5719	2607	Sisma Y SLV	0	58.5	0	0	0	0	5720	2607	Sisma X SLO	43.5	0	0	0	0	0
5721	2607	Sisma Y SLO	0	43.5	0	0	0	0	5722	2608	Sisma X SLV	66.5	0	0	0	0	0
5723	2608	Sisma Y SLV	0	66.5	0	0	0	0	5724	2608	Sisma X SLO	49.5	0	0	0	0	0
5725	2608	Sisma Y SLO	0	49.5	0	0	0	0	5726	2609	Sisma X SLV	66.5	0	0	0	0	0
5727	2609	Sisma Y SLV	0	66.5	0	0	0	0	5728	2609	Sisma X SLO	49.5	0	0	0	0	0
5729	2609	Sisma Y SLO	0	49.5	0	0	0	0	5730	2610	Sisma X SLV	58.5	0	0	0	0	0
5731	2610	Sisma Y SLV	0	58.5	0	0	0	0	5732	2610	Sisma X SLO	43.5	0	0	0	0	0
5733	2610	Sisma Y SLO	0	43.5	0	0	0	0	5734	2611	Sisma X SLV	66.5	0	0	0	0	0
5735	2611	Sisma Y SLV	0	66.5	0	0	0	0	5736	2611	Sisma X SLO	49.5	0	0	0	0	0
5737	2611	Sisma Y SLO	0	49.5	0	0	0	0	5738	2612	Sisma X SLV	66.5	0	0	0	0	0
5739	2612	Sisma Y SLV	0	66.5	0	0	0	0	5740	2612	Sisma X SLO	49.5	0	0	0	0	0
5741	2612	Sisma Y SLO	0	49.5	0	0	0	0	5742	2613	Sisma X SLV	58.5	0	0	0	0	0
5743	2613	Sisma Y SLV	0	58.5	0	0	0	0	5744	2613	Sisma X SLO	43.5	0	0	0	0	0
5745	2613	Sisma Y SLO	0	43.5	0	0	0	0	5746	2614	Sisma X SLV	66.5	0	0	0	0	0
5747	2614	Sisma Y SLV	0	66.5	0	0	0	0	5748	2614	Sisma X SLO	49.5	0	0	0	0	0
5749	2614	Sisma Y SLO	0	49.5	0	0	0	0	5750	2615	Sisma X SLV	66.5	0	0	0	0	0
5751	2615	Sisma Y SLV	0	66.5	0	0	0	0	5752	2615	Sisma X SLO	49.5	0	0	0	0	0
5753	2615	Sisma Y SLO	0	49.5	0	0	0	0	5754	2616	Sisma X SLV	58.5	0	0	0	0	0
5755	2616	Sisma Y SLV	0	58.5	0	0	0	0	5756	2616	Sisma X SLO	43.5	0	0	0	0	0
5757	2616	Sisma Y SLO	0	43.5	0	0	0	0	5758	2617	Sisma X SLV	66.5	0	0	0	0	0
5759	2617	Sisma Y SLV	0	66.5	0	0	0	0	5760	2617	Sisma X SLO	49.5	0	0	0	0	0

**PIAZZALE TRIAGE-FABBRICATO-ALLEGATO
ALLA REL. PREDIMENSIONAMENTO
STRUTTURE**

Codice documento
SF0272_F0

<i>Rev</i>	<i>Data</i>
F0	20/06/2011

Indice	Nodo	Condizione	Fx	Fy	Fz	Mx	My	Mz	Indice	Nodo	Condizione	Fx	Fy	Fz	Mx	My	Mz
5761	2617	Sisma Y SLO	0	49.5	0	0	0	0	5762	2618	Sisma X SLV	66.5	0	0	0	0	0
5763	2618	Sisma Y SLV	0	66.5	0	0	0	0	5764	2618	Sisma X SLO	49.5	0	0	0	0	0
5765	2618	Sisma Y SLO	0	49.5	0	0	0	0	5766	2619	Sisma X SLV	58.5	0	0	0	0	0
5767	2619	Sisma Y SLV	0	58.5	0	0	0	0	5768	2619	Sisma X SLO	43.5	0	0	0	0	0
5769	2619	Sisma Y SLO	0	43.5	0	0	0	0	5770	2620	Sisma X SLV	66.5	0	0	0	0	0
5771	2620	Sisma Y SLV	0	66.5	0	0	0	0	5772	2620	Sisma X SLO	49.5	0	0	0	0	0
5773	2620	Sisma Y SLO	0	49.5	0	0	0	0	5774	2621	Sisma X SLV	66.5	0	0	0	0	0
5775	2621	Sisma Y SLV	0	66.5	0	0	0	0	5776	2621	Sisma X SLO	49.5	0	0	0	0	0
5777	2621	Sisma Y SLO	0	49.5	0	0	0	0	5778	2622	Sisma X SLV	58.5	0	0	0	0	0
5779	2622	Sisma Y SLV	0	58.5	0	0	0	0	5780	2622	Sisma X SLO	43.5	0	0	0	0	0
5781	2622	Sisma Y SLO	0	43.5	0	0	0	0	5782	2623	Sisma X SLV	66.5	0	0	0	0	0
5783	2623	Sisma Y SLV	0	66.5	0	0	0	0	5784	2623	Sisma X SLO	49.5	0	0	0	0	0
5785	2623	Sisma Y SLO	0	49.5	0	0	0	0	5786	2624	Sisma X SLV	66.5	0	0	0	0	0
5787	2624	Sisma Y SLV	0	66.5	0	0	0	0	5788	2624	Sisma X SLO	49.5	0	0	0	0	0
5789	2624	Sisma Y SLO	0	49.5	0	0	0	0	5790	2625	Sisma X SLV	58.5	0	0	0	0	0
5791	2625	Sisma Y SLV	0	58.5	0	0	0	0	5792	2625	Sisma X SLO	43.5	0	0	0	0	0
5793	2625	Sisma Y SLO	0	43.5	0	0	0	0	5794	2626	Sisma X SLV	66.5	0	0	0	0	0
5795	2626	Sisma Y SLV	0	66.5	0	0	0	0	5796	2626	Sisma X SLO	49.5	0	0	0	0	0
5797	2626	Sisma Y SLO	0	49.5	0	0	0	0	5798	2627	Sisma X SLV	66.5	0	0	0	0	0
5799	2627	Sisma Y SLV	0	66.5	0	0	0	0	5800	2627	Sisma X SLO	49.5	0	0	0	0	0
5801	2627	Sisma Y SLO	0	49.5	0	0	0	0	5802	2628	Sisma X SLV	58.5	0	0	0	0	0
5803	2628	Sisma Y SLV	0	58.5	0	0	0	0	5804	2628	Sisma X SLO	43.5	0	0	0	0	0
5805	2628	Sisma Y SLO	0	43.5	0	0	0	0	5806	2629	Sisma X SLV	66.5	0	0	0	0	0
5807	2629	Sisma Y SLV	0	66.5	0	0	0	0	5808	2629	Sisma X SLO	49.5	0	0	0	0	0
5809	2629	Sisma Y SLO	0	49.5	0	0	0	0	5810	2630	Sisma X SLV	66.5	0	0	0	0	0
5811	2630	Sisma Y SLV	0	66.5	0	0	0	0	5812	2630	Sisma X SLO	49.5	0	0	0	0	0
5813	2630	Sisma Y SLO	0	49.5	0	0	0	0	5814	2631	Sisma X SLV	58.5	0	0	0	0	0

**PIAZZALE TRIAGE-FABBRICATO-ALLEGATO
ALLA REL. PREDIMENSIONAMENTO
STRUTTURE**

Codice documento
SF0272_F0

<i>Rev</i>	<i>Data</i>
F0	20/06/2011

Indice	Nodo	Condizione	Fx	Fy	Fz	Mx	My	Mz	Indice	Nodo	Condizione	Fx	Fy	Fz	Mx	My	Mz
5815	2631	Sisma Y SLV	0	58.5	0	0	0	0	5816	2631	Sisma X SLO	43.5	0	0	0	0	0
5817	2631	Sisma Y SLO	0	43.5	0	0	0	0	5818	2632	Sisma X SLV	66.5	0	0	0	0	0
5819	2632	Sisma Y SLV	0	66.5	0	0	0	0	5820	2632	Sisma X SLO	49.5	0	0	0	0	0
5821	2632	Sisma Y SLO	0	49.5	0	0	0	0	5822	2633	Sisma X SLV	66.5	0	0	0	0	0
5823	2633	Sisma Y SLV	0	66.5	0	0	0	0	5824	2633	Sisma X SLO	49.5	0	0	0	0	0
5825	2633	Sisma Y SLO	0	49.5	0	0	0	0	5826	2634	Sisma X SLV	58.5	0	0	0	0	0
5827	2634	Sisma Y SLV	0	58.5	0	0	0	0	5828	2634	Sisma X SLO	43.5	0	0	0	0	0
5829	2634	Sisma Y SLO	0	43.5	0	0	0	0	5830	2635	Sisma X SLV	66.5	0	0	0	0	0
5831	2635	Sisma Y SLV	0	66.5	0	0	0	0	5832	2635	Sisma X SLO	49.5	0	0	0	0	0
5833	2635	Sisma Y SLO	0	49.5	0	0	0	0	5834	2636	Sisma X SLV	66.5	0	0	0	0	0
5835	2636	Sisma Y SLV	0	66.5	0	0	0	0	5836	2636	Sisma X SLO	49.5	0	0	0	0	0
5837	2636	Sisma Y SLO	0	49.5	0	0	0	0	5838	2637	Sisma X SLV	58.5	0	0	0	0	0
5839	2637	Sisma Y SLV	0	58.5	0	0	0	0	5840	2637	Sisma X SLO	43.5	0	0	0	0	0
5841	2637	Sisma Y SLO	0	43.5	0	0	0	0	5842	2638	Sisma X SLV	66.5	0	0	0	0	0
5843	2638	Sisma Y SLV	0	66.5	0	0	0	0	5844	2638	Sisma X SLO	49.5	0	0	0	0	0
5845	2638	Sisma Y SLO	0	49.5	0	0	0	0	5846	2639	Sisma X SLV	66.5	0	0	0	0	0
5847	2639	Sisma Y SLV	0	66.5	0	0	0	0	5848	2639	Sisma X SLO	49.5	0	0	0	0	0
5849	2639	Sisma Y SLO	0	49.5	0	0	0	0	5850	2640	Sisma X SLV	58.5	0	0	0	0	0
5851	2640	Sisma Y SLV	0	58.5	0	0	0	0	5852	2640	Sisma X SLO	43.5	0	0	0	0	0
5853	2640	Sisma Y SLO	0	43.5	0	0	0	0	5854	2641	Sisma X SLV	66.5	0	0	0	0	0
5855	2641	Sisma Y SLV	0	66.5	0	0	0	0	5856	2641	Sisma X SLO	49.5	0	0	0	0	0
5857	2641	Sisma Y SLO	0	49.5	0	0	0	0	5858	2642	Sisma X SLV	66.7	0	0	0	0	0
5859	2642	Sisma Y SLV	0	66.7	0	0	0	0	5860	2642	Sisma X SLO	49.7	0	0	0	0	0
5861	2642	Sisma Y SLO	0	49.7	0	0	0	0	5862	2643	Sisma X SLV	67	0	0	0	0	0
5863	2643	Sisma Y SLV	0	67	0	0	0	0	5864	2643	Sisma X SLO	49.9	0	0	0	0	0
5865	2643	Sisma Y SLO	0	49.9	0	0	0	0	5866	2644	Sisma X SLV	67	0	0	0	0	0
5867	2644	Sisma Y SLV	0	67	0	0	0	0	5868	2644	Sisma X SLO	49.9	0	0	0	0	0

**PIAZZALE TRIAGE-FABBRICATO-ALLEGATO
ALLA REL. PREDIMENSIONAMENTO
STRUTTURE**

Codice documento
SF0272_F0

<i>Rev</i>	<i>Data</i>
F0	20/06/2011

Indice	Nodo	Condizione	Fx	Fy	Fz	Mx	My	Mz	Indice	Nodo	Condizione	Fx	Fy	Fz	Mx	My	Mz
5869	2644	Sisma Y SLO	0	49.9	0	0	0	0	5870	2645	Sisma X SLV	67	0	0	0	0	0
5871	2645	Sisma Y SLV	0	67	0	0	0	0	5872	2645	Sisma X SLO	49.9	0	0	0	0	0
5873	2645	Sisma Y SLO	0	49.9	0	0	0	0	5874	2646	Sisma X SLV	67	0	0	0	0	0
5875	2646	Sisma Y SLV	0	67	0	0	0	0	5876	2646	Sisma X SLO	49.9	0	0	0	0	0
5877	2646	Sisma Y SLO	0	49.9	0	0	0	0	5878	2647	Sisma X SLV	67.3	0	0	0	0	0
5879	2647	Sisma Y SLV	0	67.3	0	0	0	0	5880	2647	Sisma X SLO	50.1	0	0	0	0	0
5881	2647	Sisma Y SLO	0	50.1	0	0	0	0	5882	2648	Sisma X SLV	67.6	0	0	0	0	0
5883	2648	Sisma Y SLV	0	67.6	0	0	0	0	5884	2648	Sisma X SLO	50.3	0	0	0	0	0
5885	2648	Sisma Y SLO	0	50.3	0	0	0	0	5886	2649	Sisma X SLV	67.6	0	0	0	0	0
5887	2649	Sisma Y SLV	0	67.6	0	0	0	0	5888	2649	Sisma X SLO	50.3	0	0	0	0	0
5889	2649	Sisma Y SLO	0	50.3	0	0	0	0	5890	2650	Sisma X SLV	67.6	0	0	0	0	0
5891	2650	Sisma Y SLV	0	67.6	0	0	0	0	5892	2650	Sisma X SLO	50.3	0	0	0	0	0
5893	2650	Sisma Y SLO	0	50.3	0	0	0	0	5894	2651	Sisma X SLV	67.6	0	0	0	0	0
5895	2651	Sisma Y SLV	0	67.6	0	0	0	0	5896	2651	Sisma X SLO	50.3	0	0	0	0	0
5897	2651	Sisma Y SLO	0	50.3	0	0	0	0	5898	2652	Sisma X SLV	67.6	0	0	0	0	0
5899	2652	Sisma Y SLV	0	67.6	0	0	0	0	5900	2652	Sisma X SLO	50.3	0	0	0	0	0
5901	2652	Sisma Y SLO	0	50.3	0	0	0	0	5902	2653	Sisma X SLV	67.6	0	0	0	0	0
5903	2653	Sisma Y SLV	0	67.6	0	0	0	0	5904	2653	Sisma X SLO	50.3	0	0	0	0	0
5905	2653	Sisma Y SLO	0	50.3	0	0	0	0	5906	2654	Sisma X SLV	64.2	0	0	0	0	0
5907	2654	Sisma Y SLV	0	64.2	0	0	0	0	5908	2654	Sisma X SLO	47.8	0	0	0	0	0
5909	2654	Sisma Y SLO	0	47.8	0	0	0	0	5910	2655	Sisma X SLV	60.8	0	0	0	0	0
5911	2655	Sisma Y SLV	0	60.8	0	0	0	0	5912	2655	Sisma X SLO	45.2	0	0	0	0	0
5913	2655	Sisma Y SLO	0	45.2	0	0	0	0	5914	2656	Sisma X SLV	60.8	0	0	0	0	0
5915	2656	Sisma Y SLV	0	60.8	0	0	0	0	5916	2656	Sisma X SLO	45.2	0	0	0	0	0
5917	2656	Sisma Y SLO	0	45.2	0	0	0	0	5918	2657	Sisma X SLV	60.8	0	0	0	0	0
5919	2657	Sisma Y SLV	0	60.8	0	0	0	0	5920	2657	Sisma X SLO	45.2	0	0	0	0	0
5921	2657	Sisma Y SLO	0	45.2	0	0	0	0	5922	2658	Sisma X SLV	60.8	0	0	0	0	0

**PIAZZALE TRIAGE-FABBRICATO-ALLEGATO
ALLA REL. PREDIMENSIONAMENTO
STRUTTURE**

Codice documento
SF0272_F0

<i>Rev</i>	<i>Data</i>
F0	20/06/2011

Indice	Nodo	Condizione	Fx	Fy	Fz	Mx	My	Mz	Indice	Nodo	Condizione	Fx	Fy	Fz	Mx	My	Mz
5923	2658	Sisma Y SLV	0	60.8	0	0	0	0	5924	2658	Sisma X SLO	45.2	0	0	0	0	0
5925	2658	Sisma Y SLO	0	45.2	0	0	0	0	5926	2659	Sisma X SLV	60.8	0	0	0	0	0
5927	2659	Sisma Y SLV	0	60.8	0	0	0	0	5928	2659	Sisma X SLO	45.2	0	0	0	0	0
5929	2659	Sisma Y SLO	0	45.2	0	0	0	0	5930	2660	Sisma X SLV	60.8	0	0	0	0	0
5931	2660	Sisma Y SLV	0	60.8	0	0	0	0	5932	2660	Sisma X SLO	45.2	0	0	0	0	0
5933	2660	Sisma Y SLO	0	45.2	0	0	0	0	5934	2661	Sisma X SLV	60.8	0	0	0	0	0
5935	2661	Sisma Y SLV	0	60.8	0	0	0	0	5936	2661	Sisma X SLO	45.2	0	0	0	0	0
5937	2661	Sisma Y SLO	0	45.2	0	0	0	0	5938	2662	Sisma X SLV	60.8	0	0	0	0	0
5939	2662	Sisma Y SLV	0	60.8	0	0	0	0	5940	2662	Sisma X SLO	45.2	0	0	0	0	0
5941	2662	Sisma Y SLO	0	45.2	0	0	0	0	5942	2663	Sisma X SLV	60.8	0	0	0	0	0
5943	2663	Sisma Y SLV	0	60.8	0	0	0	0	5944	2663	Sisma X SLO	45.2	0	0	0	0	0
5945	2663	Sisma Y SLO	0	45.2	0	0	0	0	5946	2664	Sisma X SLV	60.8	0	0	0	0	0
5947	2664	Sisma Y SLV	0	60.8	0	0	0	0	5948	2664	Sisma X SLO	45.2	0	0	0	0	0
5949	2664	Sisma Y SLO	0	45.2	0	0	0	0	5950	2665	Sisma X SLV	60.8	0	0	0	0	0
5951	2665	Sisma Y SLV	0	60.8	0	0	0	0	5952	2665	Sisma X SLO	45.2	0	0	0	0	0
5953	2665	Sisma Y SLO	0	45.2	0	0	0	0	5954	2666	Sisma X SLV	60.8	0	0	0	0	0
5955	2666	Sisma Y SLV	0	60.8	0	0	0	0	5956	2666	Sisma X SLO	45.2	0	0	0	0	0
5957	2666	Sisma Y SLO	0	45.2	0	0	0	0	5958	2667	Sisma X SLV	60.8	0	0	0	0	0
5959	2667	Sisma Y SLV	0	60.8	0	0	0	0	5960	2667	Sisma X SLO	45.2	0	0	0	0	0
5961	2667	Sisma Y SLO	0	45.2	0	0	0	0	5962	2668	Sisma X SLV	60.8	0	0	0	0	0
5963	2668	Sisma Y SLV	0	60.8	0	0	0	0	5964	2668	Sisma X SLO	45.2	0	0	0	0	0
5965	2668	Sisma Y SLO	0	45.2	0	0	0	0	5966	2669	Sisma X SLV	60.8	0	0	0	0	0
5967	2669	Sisma Y SLV	0	60.8	0	0	0	0	5968	2669	Sisma X SLO	45.2	0	0	0	0	0
5969	2669	Sisma Y SLO	0	45.2	0	0	0	0	5970	2670	Sisma X SLV	60.8	0	0	0	0	0
5971	2670	Sisma Y SLV	0	60.8	0	0	0	0	5972	2670	Sisma X SLO	45.2	0	0	0	0	0
5973	2670	Sisma Y SLO	0	45.2	0	0	0	0	5974	2671	Sisma X SLV	60.8	0	0	0	0	0
5975	2671	Sisma Y SLV	0	60.8	0	0	0	0	5976	2671	Sisma X SLO	45.2	0	0	0	0	0

**PIAZZALE TRIAGE-FABBRICATO-ALLEGATO
ALLA REL. PREDIMENSIONAMENTO
STRUTTURE**

Codice documento
SF0272_F0

<i>Rev</i>	<i>Data</i>
F0	20/06/2011

Indice	Nodo	Condizione	Fx	Fy	Fz	Mx	My	Mz	Indice	Nodo	Condizione	Fx	Fy	Fz	Mx	My	Mz
5977	2671	Sisma Y SLO	0	45.2	0	0	0	0	5978	2672	Sisma X SLV	60.8	0	0	0	0	0
5979	2672	Sisma Y SLV	0	60.8	0	0	0	0	5980	2672	Sisma X SLO	45.2	0	0	0	0	0
5981	2672	Sisma Y SLO	0	45.2	0	0	0	0	5982	2673	Sisma X SLV	60.8	0	0	0	0	0
5983	2673	Sisma Y SLV	0	60.8	0	0	0	0	5984	2673	Sisma X SLO	45.2	0	0	0	0	0
5985	2673	Sisma Y SLO	0	45.2	0	0	0	0	5986	2674	Sisma X SLV	60.8	0	0	0	0	0
5987	2674	Sisma Y SLV	0	60.8	0	0	0	0	5988	2674	Sisma X SLO	45.2	0	0	0	0	0
5989	2674	Sisma Y SLO	0	45.2	0	0	0	0	5990	2675	Sisma X SLV	92.4	0	0	0	0	0
5991	2675	Sisma Y SLV	0	92.4	0	0	0	0	5992	2675	Sisma X SLO	68.8	0	0	0	0	0
5993	2675	Sisma Y SLO	0	68.8	0	0	0	0	5994	2676	Sisma X SLV	65.6	0	0	0	0	0
5995	2676	Sisma Y SLV	0	65.6	0	0	0	0	5996	2676	Sisma X SLO	48.8	0	0	0	0	0
5997	2676	Sisma Y SLO	0	48.8	0	0	0	0	5998	2677	Sisma X SLV	65.6	0	0	0	0	0
5999	2677	Sisma Y SLV	0	65.6	0	0	0	0	6000	2677	Sisma X SLO	48.8	0	0	0	0	0
6001	2677	Sisma Y SLO	0	48.8	0	0	0	0	6002	2678	Sisma X SLV	65.6	0	0	0	0	0
6003	2678	Sisma Y SLV	0	65.6	0	0	0	0	6004	2678	Sisma X SLO	48.8	0	0	0	0	0
6005	2678	Sisma Y SLO	0	48.8	0	0	0	0	6006	2679	Sisma X SLV	65.6	0	0	0	0	0
6007	2679	Sisma Y SLV	0	65.6	0	0	0	0	6008	2679	Sisma X SLO	48.8	0	0	0	0	0
6009	2679	Sisma Y SLO	0	48.8	0	0	0	0	6010	2680	Sisma X SLV	65.6	0	0	0	0	0
6011	2680	Sisma Y SLV	0	65.6	0	0	0	0	6012	2680	Sisma X SLO	48.8	0	0	0	0	0
6013	2680	Sisma Y SLO	0	48.8	0	0	0	0	6014	2681	Sisma X SLV	32.8	0	0	0	0	0
6015	2681	Sisma Y SLV	0	32.8	0	0	0	0	6016	2681	Sisma X SLO	24.4	0	0	0	0	0
6017	2681	Sisma Y SLO	0	24.4	0	0	0	0	6018	2682	Sisma X SLV	66.2	0	0	0	0	0
6019	2682	Sisma Y SLV	0	66.2	0	0	0	0	6020	2682	Sisma X SLO	49.3	0	0	0	0	0
6021	2682	Sisma Y SLO	0	49.3	0	0	0	0	6022	2683	Sisma X SLV	65.9	0	0	0	0	0
6023	2683	Sisma Y SLV	0	65.9	0	0	0	0	6024	2683	Sisma X SLO	49.1	0	0	0	0	0
6025	2683	Sisma Y SLO	0	49.1	0	0	0	0	6026	2684	Sisma X SLV	65.9	0	0	0	0	0
6027	2684	Sisma Y SLV	0	65.9	0	0	0	0	6028	2684	Sisma X SLO	49.1	0	0	0	0	0
6029	2684	Sisma Y SLO	0	49.1	0	0	0	0	6030	2685	Sisma X SLV	65.9	0	0	0	0	0

**PIAZZALE TRIAGE-FABBRICATO-ALLEGATO
ALLA REL. PREDIMENSIONAMENTO
STRUTTURE**

Codice documento
SF0272_F0

<i>Rev</i>	<i>Data</i>
F0	20/06/2011

Indice	Nodo	Condizione	Fx	Fy	Fz	Mx	My	Mz	Indice	Nodo	Condizione	Fx	Fy	Fz	Mx	My	Mz
6031	2685	Sisma Y SLV	0	65.9	0	0	0	0	6032	2685	Sisma X SLO	49.1	0	0	0	0	0
6033	2685	Sisma Y SLO	0	49.1	0	0	0	0	6034	2686	Sisma X SLV	67.1	0	0	0	0	0
6035	2686	Sisma Y SLV	0	67.1	0	0	0	0	6036	2686	Sisma X SLO	50	0	0	0	0	0
6037	2686	Sisma Y SLO	0	50	0	0	0	0	6038	2687	Sisma X SLV	68.3	0	0	0	0	0
6039	2687	Sisma Y SLV	0	68.3	0	0	0	0	6040	2687	Sisma X SLO	50.8	0	0	0	0	0
6041	2687	Sisma Y SLO	0	50.8	0	0	0	0	6042	2688	Sisma X SLV	68.3	0	0	0	0	0
6043	2688	Sisma Y SLV	0	68.3	0	0	0	0	6044	2688	Sisma X SLO	50.8	0	0	0	0	0
6045	2688	Sisma Y SLO	0	50.8	0	0	0	0	6046	2689	Sisma X SLV	68.3	0	0	0	0	0
6047	2689	Sisma Y SLV	0	68.3	0	0	0	0	6048	2689	Sisma X SLO	50.8	0	0	0	0	0
6049	2689	Sisma Y SLO	0	50.8	0	0	0	0	6050	2690	Sisma X SLV	68.3	0	0	0	0	0
6051	2690	Sisma Y SLV	0	68.3	0	0	0	0	6052	2690	Sisma X SLO	50.8	0	0	0	0	0
6053	2690	Sisma Y SLO	0	50.8	0	0	0	0	6054	2691	Sisma X SLV	69.9	0	0	0	0	0
6055	2691	Sisma Y SLV	0	69.9	0	0	0	0	6056	2691	Sisma X SLO	52	0	0	0	0	0
6057	2691	Sisma Y SLO	0	52	0	0	0	0	6058	2692	Sisma X SLV	71.5	0	0	0	0	0
6059	2692	Sisma Y SLV	0	71.5	0	0	0	0	6060	2692	Sisma X SLO	53.2	0	0	0	0	0
6061	2692	Sisma Y SLO	0	53.2	0	0	0	0	6062	2693	Sisma X SLV	71.5	0	0	0	0	0
6063	2693	Sisma Y SLV	0	71.5	0	0	0	0	6064	2693	Sisma X SLO	53.2	0	0	0	0	0
6065	2693	Sisma Y SLO	0	53.2	0	0	0	0	6066	2694	Sisma X SLV	71.5	0	0	0	0	0
6067	2694	Sisma Y SLV	0	71.5	0	0	0	0	6068	2694	Sisma X SLO	53.2	0	0	0	0	0
6069	2694	Sisma Y SLO	0	53.2	0	0	0	0	6070	2695	Sisma X SLV	69	0	0	0	0	0
6071	2695	Sisma Y SLV	0	69	0	0	0	0	6072	2695	Sisma X SLO	51.4	0	0	0	0	0
6073	2695	Sisma Y SLO	0	51.4	0	0	0	0	6074	2696	Sisma X SLV	33	0	0	0	0	0
6075	2696	Sisma Y SLV	0	33	0	0	0	0	6076	2696	Sisma X SLO	24.5	0	0	0	0	0
6077	2696	Sisma Y SLO	0	24.5	0	0	0	0	6078	2697	Sisma X SLV	65.9	0	0	0	0	0
6079	2697	Sisma Y SLV	0	65.9	0	0	0	0	6080	2697	Sisma X SLO	49.1	0	0	0	0	0
6081	2697	Sisma Y SLO	0	49.1	0	0	0	0	6082	2698	Sisma X SLV	65.9	0	0	0	0	0
6083	2698	Sisma Y SLV	0	65.9	0	0	0	0	6084	2698	Sisma X SLO	49.1	0	0	0	0	0

**PIAZZALE TRIAGE-FABBRICATO-ALLEGATO
ALLA REL. PREDIMENSIONAMENTO
STRUTTURE**

Codice documento
SF0272_F0

<i>Rev</i>	<i>Data</i>
F0	20/06/2011

Indice	Nodo	Condizione	Fx	Fy	Fz	Mx	My	Mz	Indice	Nodo	Condizione	Fx	Fy	Fz	Mx	My	Mz
6085	2698	Sisma Y SLO	0	49.1	0	0	0	0	6086	2699	Sisma X SLV	65.9	0	0	0	0	0
6087	2699	Sisma Y SLV	0	65.9	0	0	0	0	6088	2699	Sisma X SLO	49.1	0	0	0	0	0
6089	2699	Sisma Y SLO	0	49.1	0	0	0	0	6090	2700	Sisma X SLV	65.9	0	0	0	0	0
6091	2700	Sisma Y SLV	0	65.9	0	0	0	0	6092	2700	Sisma X SLO	49.1	0	0	0	0	0
6093	2700	Sisma Y SLO	0	49.1	0	0	0	0	6094	2701	Sisma X SLV	65.9	0	0	0	0	0
6095	2701	Sisma Y SLV	0	65.9	0	0	0	0	6096	2701	Sisma X SLO	49.1	0	0	0	0	0
6097	2701	Sisma Y SLO	0	49.1	0	0	0	0	6098	2702	Sisma X SLV	65.9	0	0	0	0	0
6099	2702	Sisma Y SLV	0	65.9	0	0	0	0	6100	2702	Sisma X SLO	49.1	0	0	0	0	0
6101	2702	Sisma Y SLO	0	49.1	0	0	0	0	6102	2703	Sisma X SLV	95.1	0	0	0	0	0
6103	2703	Sisma Y SLV	0	95.1	0	0	0	0	6104	2703	Sisma X SLO	70.8	0	0	0	0	0
6105	2703	Sisma Y SLO	0	70.8	0	0	0	0	6106	2704	Sisma X SLV	65.8	0	0	0	0	0
6107	2704	Sisma Y SLV	0	65.8	0	0	0	0	6108	2704	Sisma X SLO	49	0	0	0	0	0
6109	2704	Sisma Y SLO	0	49	0	0	0	0	6110	2705	Sisma X SLV	65.8	0	0	0	0	0
6111	2705	Sisma Y SLV	0	65.8	0	0	0	0	6112	2705	Sisma X SLO	49	0	0	0	0	0
6113	2705	Sisma Y SLO	0	49	0	0	0	0	6114	2706	Sisma X SLV	65.8	0	0	0	0	0
6115	2706	Sisma Y SLV	0	65.8	0	0	0	0	6116	2706	Sisma X SLO	49	0	0	0	0	0
6117	2706	Sisma Y SLO	0	49	0	0	0	0	6118	2707	Sisma X SLV	65.8	0	0	0	0	0
6119	2707	Sisma Y SLV	0	65.8	0	0	0	0	6120	2707	Sisma X SLO	49	0	0	0	0	0
6121	2707	Sisma Y SLO	0	49	0	0	0	0	6122	2708	Sisma X SLV	65.8	0	0	0	0	0
6123	2708	Sisma Y SLV	0	65.8	0	0	0	0	6124	2708	Sisma X SLO	49	0	0	0	0	0
6125	2708	Sisma Y SLO	0	49	0	0	0	0	6126	2709	Sisma X SLV	65.8	0	0	0	0	0
6127	2709	Sisma Y SLV	0	65.8	0	0	0	0	6128	2709	Sisma X SLO	49	0	0	0	0	0
6129	2709	Sisma Y SLO	0	49	0	0	0	0	6130	2710	Sisma X SLV	65	0	0	0	0	0
6131	2710	Sisma Y SLV	0	65	0	0	0	0	6132	2710	Sisma X SLO	48.4	0	0	0	0	0
6133	2710	Sisma Y SLO	0	48.4	0	0	0	0	6134	2711	Sisma X SLV	64.3	0	0	0	0	0
6135	2711	Sisma Y SLV	0	64.3	0	0	0	0	6136	2711	Sisma X SLO	47.8	0	0	0	0	0
6137	2711	Sisma Y SLO	0	47.8	0	0	0	0	6138	2712	Sisma X SLV	64.3	0	0	0	0	0

**PIAZZALE TRIAGE-FABBRICATO-ALLEGATO
ALLA REL. PREDIMENSIONAMENTO
STRUTTURE**

Codice documento
SF0272_F0

<i>Rev</i>	<i>Data</i>
F0	20/06/2011

Indice	Nodo	Condizione	Fx	Fy	Fz	Mx	My	Mz	Indice	Nodo	Condizione	Fx	Fy	Fz	Mx	My	Mz
6139	2712	Sisma Y SLV	0	64.3	0	0	0	0	6140	2712	Sisma X SLO	47.8	0	0	0	0	0
6141	2712	Sisma Y SLO	0	47.8	0	0	0	0	6142	2713	Sisma X SLV	64.3	0	0	0	0	0
6143	2713	Sisma Y SLV	0	64.3	0	0	0	0	6144	2713	Sisma X SLO	47.8	0	0	0	0	0
6145	2713	Sisma Y SLO	0	47.8	0	0	0	0	6146	2714	Sisma X SLV	64.3	0	0	0	0	0
6147	2714	Sisma Y SLV	0	64.3	0	0	0	0	6148	2714	Sisma X SLO	47.8	0	0	0	0	0
6149	2714	Sisma Y SLO	0	47.8	0	0	0	0	6150	2715	Sisma X SLV	64.3	0	0	0	0	0
6151	2715	Sisma Y SLV	0	64.3	0	0	0	0	6152	2715	Sisma X SLO	47.8	0	0	0	0	0
6153	2715	Sisma Y SLO	0	47.8	0	0	0	0	6154	2716	Sisma X SLV	64.3	0	0	0	0	0
6155	2716	Sisma Y SLV	0	64.3	0	0	0	0	6156	2716	Sisma X SLO	47.8	0	0	0	0	0
6157	2716	Sisma Y SLO	0	47.8	0	0	0	0	6158	2717	Sisma X SLV	65.4	0	0	0	0	0
6159	2717	Sisma Y SLV	0	65.4	0	0	0	0	6160	2717	Sisma X SLO	48.7	0	0	0	0	0
6161	2717	Sisma Y SLO	0	48.7	0	0	0	0	6162	2718	Sisma X SLV	81	0	0	0	0	0
6163	2718	Sisma Y SLV	0	81	0	0	0	0	6164	2718	Sisma X SLO	60.3	0	0	0	0	0
6165	2718	Sisma Y SLO	0	60.3	0	0	0	0	6166	2719	Sisma X SLV	81.3	0	0	0	0	0
6167	2719	Sisma Y SLV	0	81.3	0	0	0	0	6168	2719	Sisma X SLO	60.6	0	0	0	0	0
6169	2719	Sisma Y SLO	0	60.6	0	0	0	0	6170	2720	Sisma X SLV	81.3	0	0	0	0	0
6171	2720	Sisma Y SLV	0	81.3	0	0	0	0	6172	2720	Sisma X SLO	60.6	0	0	0	0	0
6173	2720	Sisma Y SLO	0	60.6	0	0	0	0	6174	2721	Sisma X SLV	81.3	0	0	0	0	0
6175	2721	Sisma Y SLV	0	81.3	0	0	0	0	6176	2721	Sisma X SLO	60.6	0	0	0	0	0
6177	2721	Sisma Y SLO	0	60.6	0	0	0	0	6178	2722	Sisma X SLV	81.3	0	0	0	0	0
6179	2722	Sisma Y SLV	0	81.3	0	0	0	0	6180	2722	Sisma X SLO	60.6	0	0	0	0	0
6181	2722	Sisma Y SLO	0	60.6	0	0	0	0	6182	2723	Sisma X SLV	81.7	0	0	0	0	0
6183	2723	Sisma Y SLV	0	81.7	0	0	0	0	6184	2723	Sisma X SLO	60.8	0	0	0	0	0
6185	2723	Sisma Y SLO	0	60.8	0	0	0	0	6186	2724	Sisma X SLV	82.1	0	0	0	0	0
6187	2724	Sisma Y SLV	0	82.1	0	0	0	0	6188	2724	Sisma X SLO	61.1	0	0	0	0	0
6189	2724	Sisma Y SLO	0	61.1	0	0	0	0	6190	2725	Sisma X SLV	82.1	0	0	0	0	0
6191	2725	Sisma Y SLV	0	82.1	0	0	0	0	6192	2725	Sisma X SLO	61.1	0	0	0	0	0

**PIAZZALE TRIAGE-FABBRICATO-ALLEGATO
ALLA REL. PREDIMENSIONAMENTO
STRUTTURE**

Codice documento
SF0272_F0

<i>Rev</i>	<i>Data</i>
F0	20/06/2011

Indice	Nodo	Condizione	Fx	Fy	Fz	Mx	My	Mz	Indice	Nodo	Condizione	Fx	Fy	Fz	Mx	My	Mz
6193	2725	Sisma Y SLO	0	61.1	0	0	0	0	6194	2726	Sisma X SLV	82.1	0	0	0	0	0
6195	2726	Sisma Y SLV	0	82.1	0	0	0	0	6196	2726	Sisma X SLO	61.1	0	0	0	0	0
6197	2726	Sisma Y SLO	0	61.1	0	0	0	0	6198	2727	Sisma X SLV	82.1	0	0	0	0	0
6199	2727	Sisma Y SLV	0	82.1	0	0	0	0	6200	2727	Sisma X SLO	61.1	0	0	0	0	0
6201	2727	Sisma Y SLO	0	61.1	0	0	0	0	6202	2728	Sisma X SLV	82.1	0	0	0	0	0
6203	2728	Sisma Y SLV	0	82.1	0	0	0	0	6204	2728	Sisma X SLO	61.1	0	0	0	0	0
6205	2728	Sisma Y SLO	0	61.1	0	0	0	0	6206	2729	Sisma X SLV	82.1	0	0	0	0	0
6207	2729	Sisma Y SLV	0	82.1	0	0	0	0	6208	2729	Sisma X SLO	61.1	0	0	0	0	0
6209	2729	Sisma Y SLO	0	61.1	0	0	0	0	6210	2730	Sisma X SLV	77.9	0	0	0	0	0
6211	2730	Sisma Y SLV	0	77.9	0	0	0	0	6212	2730	Sisma X SLO	58	0	0	0	0	0
6213	2730	Sisma Y SLO	0	58	0	0	0	0	6214	2731	Sisma X SLV	73.8	0	0	0	0	0
6215	2731	Sisma Y SLV	0	73.8	0	0	0	0	6216	2731	Sisma X SLO	54.9	0	0	0	0	0
6217	2731	Sisma Y SLO	0	54.9	0	0	0	0	6218	2732	Sisma X SLV	73.8	0	0	0	0	0
6219	2732	Sisma Y SLV	0	73.8	0	0	0	0	6220	2732	Sisma X SLO	54.9	0	0	0	0	0
6221	2732	Sisma Y SLO	0	54.9	0	0	0	0	6222	2733	Sisma X SLV	73.8	0	0	0	0	0
6223	2733	Sisma Y SLV	0	73.8	0	0	0	0	6224	2733	Sisma X SLO	54.9	0	0	0	0	0
6225	2733	Sisma Y SLO	0	54.9	0	0	0	0	6226	2734	Sisma X SLV	73.8	0	0	0	0	0
6227	2734	Sisma Y SLV	0	73.8	0	0	0	0	6228	2734	Sisma X SLO	54.9	0	0	0	0	0
6229	2734	Sisma Y SLO	0	54.9	0	0	0	0	6230	2735	Sisma X SLV	73.8	0	0	0	0	0
6231	2735	Sisma Y SLV	0	73.8	0	0	0	0	6232	2735	Sisma X SLO	54.9	0	0	0	0	0
6233	2735	Sisma Y SLO	0	54.9	0	0	0	0	6234	2736	Sisma X SLV	73.8	0	0	0	0	0
6235	2736	Sisma Y SLV	0	73.8	0	0	0	0	6236	2736	Sisma X SLO	54.9	0	0	0	0	0
6237	2736	Sisma Y SLO	0	54.9	0	0	0	0	6238	2737	Sisma X SLV	73.8	0	0	0	0	0
6239	2737	Sisma Y SLV	0	73.8	0	0	0	0	6240	2737	Sisma X SLO	54.9	0	0	0	0	0
6241	2737	Sisma Y SLO	0	54.9	0	0	0	0	6242	2738	Sisma X SLV	73.8	0	0	0	0	0
6243	2738	Sisma Y SLV	0	73.8	0	0	0	0	6244	2738	Sisma X SLO	54.9	0	0	0	0	0
6245	2738	Sisma Y SLO	0	54.9	0	0	0	0	6246	2739	Sisma X SLV	73.8	0	0	0	0	0

**PIAZZALE TRIAGE-FABBRICATO-ALLEGATO
ALLA REL. PREDIMENSIONAMENTO
STRUTTURE**

Codice documento
SF0272_F0

<i>Rev</i>	<i>Data</i>
F0	20/06/2011

Indice	Nodo	Condizione	Fx	Fy	Fz	Mx	My	Mz	Indice	Nodo	Condizione	Fx	Fy	Fz	Mx	My	Mz
6247	2739	Sisma Y SLV	0	73.8	0	0	0	0	6248	2739	Sisma X SLO	54.9	0	0	0	0	0
6249	2739	Sisma Y SLO	0	54.9	0	0	0	0	6250	2740	Sisma X SLV	73.8	0	0	0	0	0
6251	2740	Sisma Y SLV	0	73.8	0	0	0	0	6252	2740	Sisma X SLO	54.9	0	0	0	0	0
6253	2740	Sisma Y SLO	0	54.9	0	0	0	0	6254	2741	Sisma X SLV	73.8	0	0	0	0	0
6255	2741	Sisma Y SLV	0	73.8	0	0	0	0	6256	2741	Sisma X SLO	54.9	0	0	0	0	0
6257	2741	Sisma Y SLO	0	54.9	0	0	0	0	6258	2742	Sisma X SLV	73.8	0	0	0	0	0
6259	2742	Sisma Y SLV	0	73.8	0	0	0	0	6260	2742	Sisma X SLO	54.9	0	0	0	0	0
6261	2742	Sisma Y SLO	0	54.9	0	0	0	0	6262	2743	Sisma X SLV	73.8	0	0	0	0	0
6263	2743	Sisma Y SLV	0	73.8	0	0	0	0	6264	2743	Sisma X SLO	54.9	0	0	0	0	0
6265	2743	Sisma Y SLO	0	54.9	0	0	0	0	6266	2744	Sisma X SLV	73.8	0	0	0	0	0
6267	2744	Sisma Y SLV	0	73.8	0	0	0	0	6268	2744	Sisma X SLO	54.9	0	0	0	0	0
6269	2744	Sisma Y SLO	0	54.9	0	0	0	0	6270	2745	Sisma X SLV	73.8	0	0	0	0	0
6271	2745	Sisma Y SLV	0	73.8	0	0	0	0	6272	2745	Sisma X SLO	54.9	0	0	0	0	0
6273	2745	Sisma Y SLO	0	54.9	0	0	0	0	6274	2746	Sisma X SLV	73.8	0	0	0	0	0
6275	2746	Sisma Y SLV	0	73.8	0	0	0	0	6276	2746	Sisma X SLO	54.9	0	0	0	0	0
6277	2746	Sisma Y SLO	0	54.9	0	0	0	0	6278	2747	Sisma X SLV	73.8	0	0	0	0	0
6279	2747	Sisma Y SLV	0	73.8	0	0	0	0	6280	2747	Sisma X SLO	54.9	0	0	0	0	0
6281	2747	Sisma Y SLO	0	54.9	0	0	0	0	6282	2748	Sisma X SLV	73.8	0	0	0	0	0
6283	2748	Sisma Y SLV	0	73.8	0	0	0	0	6284	2748	Sisma X SLO	54.9	0	0	0	0	0
6285	2748	Sisma Y SLO	0	54.9	0	0	0	0	6286	2749	Sisma X SLV	73.8	0	0	0	0	0
6287	2749	Sisma Y SLV	0	73.8	0	0	0	0	6288	2749	Sisma X SLO	54.9	0	0	0	0	0
6289	2749	Sisma Y SLO	0	54.9	0	0	0	0	6290	2750	Sisma X SLV	73.8	0	0	0	0	0
6291	2750	Sisma Y SLV	0	73.8	0	0	0	0	6292	2750	Sisma X SLO	54.9	0	0	0	0	0
6293	2750	Sisma Y SLO	0	54.9	0	0	0	0	6294	2751	Sisma X SLV	112.2	0	0	0	0	0
6295	2751	Sisma Y SLV	0	112.2	0	0	0	0	6296	2751	Sisma X SLO	83.6	0	0	0	0	0
6297	2751	Sisma Y SLO	0	83.6	0	0	0	0	6298	2752	Sisma X SLV	79.6	0	0	0	0	0
6299	2752	Sisma Y SLV	0	79.6	0	0	0	0	6300	2752	Sisma X SLO	59.3	0	0	0	0	0

**PIAZZALE TRIAGE-FABBRICATO-ALLEGATO
ALLA REL. PREDIMENSIONAMENTO
STRUTTURE**

Codice documento
SF0272_F0

<i>Rev</i>	<i>Data</i>
F0	20/06/2011

Indice	Nodo	Condizione	Fx	Fy	Fz	Mx	My	Mz	Indice	Nodo	Condizione	Fx	Fy	Fz	Mx	My	Mz
6301	2752	Sisma Y SLO	0	59.3	0	0	0	0	6302	2753	Sisma X SLV	79.6	0	0	0	0	0
6303	2753	Sisma Y SLV	0	79.6	0	0	0	0	6304	2753	Sisma X SLO	59.3	0	0	0	0	0
6305	2753	Sisma Y SLO	0	59.3	0	0	0	0	6306	2754	Sisma X SLV	79.6	0	0	0	0	0
6307	2754	Sisma Y SLV	0	79.6	0	0	0	0	6308	2754	Sisma X SLO	59.3	0	0	0	0	0
6309	2754	Sisma Y SLO	0	59.3	0	0	0	0	6310	2755	Sisma X SLV	79.6	0	0	0	0	0
6311	2755	Sisma Y SLV	0	79.6	0	0	0	0	6312	2755	Sisma X SLO	59.3	0	0	0	0	0
6313	2755	Sisma Y SLO	0	59.3	0	0	0	0	6314	2756	Sisma X SLV	79.6	0	0	0	0	0
6315	2756	Sisma Y SLV	0	79.6	0	0	0	0	6316	2756	Sisma X SLO	59.3	0	0	0	0	0
6317	2756	Sisma Y SLO	0	59.3	0	0	0	0	6318	2757	Sisma X SLV	39.8	0	0	0	0	0
6319	2757	Sisma Y SLV	0	39.8	0	0	0	0	6320	2757	Sisma X SLO	29.6	0	0	0	0	0
6321	2757	Sisma Y SLO	0	29.6	0	0	0	0	6322	2758	Sisma X SLV	80.4	0	0	0	0	0
6323	2758	Sisma Y SLV	0	80.4	0	0	0	0	6324	2758	Sisma X SLO	59.8	0	0	0	0	0
6325	2758	Sisma Y SLO	0	59.8	0	0	0	0	6326	2759	Sisma X SLV	80	0	0	0	0	0
6327	2759	Sisma Y SLV	0	80	0	0	0	0	6328	2759	Sisma X SLO	59.6	0	0	0	0	0
6329	2759	Sisma Y SLO	0	59.6	0	0	0	0	6330	2760	Sisma X SLV	80	0	0	0	0	0
6331	2760	Sisma Y SLV	0	80	0	0	0	0	6332	2760	Sisma X SLO	59.6	0	0	0	0	0
6333	2760	Sisma Y SLO	0	59.6	0	0	0	0	6334	2761	Sisma X SLV	80	0	0	0	0	0
6335	2761	Sisma Y SLV	0	80	0	0	0	0	6336	2761	Sisma X SLO	59.6	0	0	0	0	0
6337	2761	Sisma Y SLO	0	59.6	0	0	0	0	6338	2762	Sisma X SLV	81.5	0	0	0	0	0
6339	2762	Sisma Y SLV	0	81.5	0	0	0	0	6340	2762	Sisma X SLO	60.7	0	0	0	0	0
6341	2762	Sisma Y SLO	0	60.7	0	0	0	0	6342	2763	Sisma X SLV	82.9	0	0	0	0	0
6343	2763	Sisma Y SLV	0	82.9	0	0	0	0	6344	2763	Sisma X SLO	61.7	0	0	0	0	0
6345	2763	Sisma Y SLO	0	61.7	0	0	0	0	6346	2764	Sisma X SLV	82.9	0	0	0	0	0
6347	2764	Sisma Y SLV	0	82.9	0	0	0	0	6348	2764	Sisma X SLO	61.7	0	0	0	0	0
6349	2764	Sisma Y SLO	0	61.7	0	0	0	0	6350	2765	Sisma X SLV	82.9	0	0	0	0	0
6351	2765	Sisma Y SLV	0	82.9	0	0	0	0	6352	2765	Sisma X SLO	61.7	0	0	0	0	0
6353	2765	Sisma Y SLO	0	61.7	0	0	0	0	6354	2766	Sisma X SLV	82.9	0	0	0	0	0

**PIAZZALE TRIAGE-FABBRICATO-ALLEGATO
ALLA REL. PREDIMENSIONAMENTO
STRUTTURE**

Codice documento
SF0272_F0

<i>Rev</i>	<i>Data</i>
F0	20/06/2011

Indice	Nodo	Condizione	Fx	Fy	Fz	Mx	My	Mz	Indice	Nodo	Condizione	Fx	Fy	Fz	Mx	My	Mz
6355	2766	Sisma Y SLV	0	82.9	0	0	0	0	6356	2766	Sisma X SLO	61.7	0	0	0	0	0
6357	2766	Sisma Y SLO	0	61.7	0	0	0	0	6358	2767	Sisma X SLV	84.9	0	0	0	0	0
6359	2767	Sisma Y SLV	0	84.9	0	0	0	0	6360	2767	Sisma X SLO	63.2	0	0	0	0	0
6361	2767	Sisma Y SLO	0	63.2	0	0	0	0	6362	2768	Sisma X SLV	86.8	0	0	0	0	0
6363	2768	Sisma Y SLV	0	86.8	0	0	0	0	6364	2768	Sisma X SLO	64.7	0	0	0	0	0
6365	2768	Sisma Y SLO	0	64.7	0	0	0	0	6366	2769	Sisma X SLV	86.8	0	0	0	0	0
6367	2769	Sisma Y SLV	0	86.8	0	0	0	0	6368	2769	Sisma X SLO	64.7	0	0	0	0	0
6369	2769	Sisma Y SLO	0	64.7	0	0	0	0	6370	2770	Sisma X SLV	86.8	0	0	0	0	0
6371	2770	Sisma Y SLV	0	86.8	0	0	0	0	6372	2770	Sisma X SLO	64.7	0	0	0	0	0
6373	2770	Sisma Y SLO	0	64.7	0	0	0	0	6374	2771	Sisma X SLV	83.8	0	0	0	0	0
6375	2771	Sisma Y SLV	0	83.8	0	0	0	0	6376	2771	Sisma X SLO	62.4	0	0	0	0	0
6377	2771	Sisma Y SLO	0	62.4	0	0	0	0	6378	2772	Sisma X SLV	40	0	0	0	0	0
6379	2772	Sisma Y SLV	0	40	0	0	0	0	6380	2772	Sisma X SLO	29.8	0	0	0	0	0
6381	2772	Sisma Y SLO	0	29.8	0	0	0	0	6382	2773	Sisma X SLV	80	0	0	0	0	0
6383	2773	Sisma Y SLV	0	80	0	0	0	0	6384	2773	Sisma X SLO	59.6	0	0	0	0	0
6385	2773	Sisma Y SLO	0	59.6	0	0	0	0	6386	2774	Sisma X SLV	80	0	0	0	0	0
6387	2774	Sisma Y SLV	0	80	0	0	0	0	6388	2774	Sisma X SLO	59.6	0	0	0	0	0
6389	2774	Sisma Y SLO	0	59.6	0	0	0	0	6390	2775	Sisma X SLV	80	0	0	0	0	0
6391	2775	Sisma Y SLV	0	80	0	0	0	0	6392	2775	Sisma X SLO	59.6	0	0	0	0	0
6393	2775	Sisma Y SLO	0	59.6	0	0	0	0	6394	2776	Sisma X SLV	80	0	0	0	0	0
6395	2776	Sisma Y SLV	0	80	0	0	0	0	6396	2776	Sisma X SLO	59.6	0	0	0	0	0
6397	2776	Sisma Y SLO	0	59.6	0	0	0	0	6398	2777	Sisma X SLV	80	0	0	0	0	0
6399	2777	Sisma Y SLV	0	80	0	0	0	0	6400	2777	Sisma X SLO	59.6	0	0	0	0	0
6401	2777	Sisma Y SLO	0	59.6	0	0	0	0	6402	2778	Sisma X SLV	80	0	0	0	0	0
6403	2778	Sisma Y SLV	0	80	0	0	0	0	6404	2778	Sisma X SLO	59.6	0	0	0	0	0
6405	2778	Sisma Y SLO	0	59.6	0	0	0	0	6406	2779	Sisma X SLV	115.5	0	0	0	0	0
6407	2779	Sisma Y SLV	0	115.5	0	0	0	0	6408	2779	Sisma X SLO	86	0	0	0	0	0

**PIAZZALE TRIAGE-FABBRICATO-ALLEGATO
ALLA REL. PREDIMENSIONAMENTO
STRUTTURE**

Codice documento
SF0272_F0

<i>Rev</i>	<i>Data</i>
F0	20/06/2011

Indice	Nodo	Condizione	Fx	Fy	Fz	Mx	My	Mz	Indice	Nodo	Condizione	Fx	Fy	Fz	Mx	My	Mz
6409	2779	Sisma Y SLO	0	86	0	0	0	0	6410	2780	Sisma X SLV	79.9	0	0	0	0	0
6411	2780	Sisma Y SLV	0	79.9	0	0	0	0	6412	2780	Sisma X SLO	59.5	0	0	0	0	0
6413	2780	Sisma Y SLO	0	59.5	0	0	0	0	6414	2781	Sisma X SLV	79.9	0	0	0	0	0
6415	2781	Sisma Y SLV	0	79.9	0	0	0	0	6416	2781	Sisma X SLO	59.5	0	0	0	0	0
6417	2781	Sisma Y SLO	0	59.5	0	0	0	0	6418	2782	Sisma X SLV	79.9	0	0	0	0	0
6419	2782	Sisma Y SLV	0	79.9	0	0	0	0	6420	2782	Sisma X SLO	59.5	0	0	0	0	0
6421	2782	Sisma Y SLO	0	59.5	0	0	0	0	6422	2783	Sisma X SLV	79.9	0	0	0	0	0
6423	2783	Sisma Y SLV	0	79.9	0	0	0	0	6424	2783	Sisma X SLO	59.5	0	0	0	0	0
6425	2783	Sisma Y SLO	0	59.5	0	0	0	0	6426	2784	Sisma X SLV	79.9	0	0	0	0	0
6427	2784	Sisma Y SLV	0	79.9	0	0	0	0	6428	2784	Sisma X SLO	59.5	0	0	0	0	0
6429	2784	Sisma Y SLO	0	59.5	0	0	0	0	6430	2785	Sisma X SLV	79.9	0	0	0	0	0
6431	2785	Sisma Y SLV	0	79.9	0	0	0	0	6432	2785	Sisma X SLO	59.5	0	0	0	0	0
6433	2785	Sisma Y SLO	0	59.5	0	0	0	0	6434	2786	Sisma X SLV	78.9	0	0	0	0	0
6435	2786	Sisma Y SLV	0	78.9	0	0	0	0	6436	2786	Sisma X SLO	58.8	0	0	0	0	0
6437	2786	Sisma Y SLO	0	58.8	0	0	0	0	6438	2787	Sisma X SLV	78	0	0	0	0	0
6439	2787	Sisma Y SLV	0	78	0	0	0	0	6440	2787	Sisma X SLO	58.1	0	0	0	0	0
6441	2787	Sisma Y SLO	0	58.1	0	0	0	0	6442	2788	Sisma X SLV	78	0	0	0	0	0
6443	2788	Sisma Y SLV	0	78	0	0	0	0	6444	2788	Sisma X SLO	58.1	0	0	0	0	0
6445	2788	Sisma Y SLO	0	58.1	0	0	0	0	6446	2789	Sisma X SLV	78	0	0	0	0	0
6447	2789	Sisma Y SLV	0	78	0	0	0	0	6448	2789	Sisma X SLO	58.1	0	0	0	0	0
6449	2789	Sisma Y SLO	0	58.1	0	0	0	0	6450	2790	Sisma X SLV	78	0	0	0	0	0
6451	2790	Sisma Y SLV	0	78	0	0	0	0	6452	2790	Sisma X SLO	58.1	0	0	0	0	0
6453	2790	Sisma Y SLO	0	58.1	0	0	0	0	6454	2791	Sisma X SLV	78	0	0	0	0	0
6455	2791	Sisma Y SLV	0	78	0	0	0	0	6456	2791	Sisma X SLO	58.1	0	0	0	0	0
6457	2791	Sisma Y SLO	0	58.1	0	0	0	0	6458	2792	Sisma X SLV	78	0	0	0	0	0
6459	2792	Sisma Y SLV	0	78	0	0	0	0	6460	2792	Sisma X SLO	58.1	0	0	0	0	0
6461	2792	Sisma Y SLO	0	58.1	0	0	0	0	6462	2793	Sisma X SLV	79.4	0	0	0	0	0

**PIAZZALE TRIAGE-FABBRICATO-ALLEGATO
ALLA REL. PREDIMENSIONAMENTO
STRUTTURE**

Codice documento
SF0272_F0

<i>Rev</i>	<i>Data</i>
F0	20/06/2011

Indice	Nodo	Condizione	Fx	Fy	Fz	Mx	My	Mz	Indice	Nodo	Condizione	Fx	Fy	Fz	Mx	My	Mz
6463	2793	Sisma Y SLV	0	79.4	0	0	0	0	6464	2793	Sisma X SLO	59.1	0	0	0	0	0
6465	2793	Sisma Y SLO	0	59.1	0	0	0	0	6466	2794	Sisma X SLV	80.7	0	0	0	0	0
6467	2794	Sisma Y SLV	0	80.7	0	0	0	0	6468	2794	Sisma X SLO	60.1	0	0	0	0	0
6469	2794	Sisma Y SLO	0	60.1	0	0	0	0	6470	2795	Sisma X SLV	71	0	0	0	0	0
6471	2795	Sisma Y SLV	0	71	0	0	0	0	6472	2795	Sisma X SLO	52.9	0	0	0	0	0
6473	2795	Sisma Y SLO	0	52.9	0	0	0	0	6474	2796	Sisma X SLV	80.7	0	0	0	0	0
6475	2796	Sisma Y SLV	0	80.7	0	0	0	0	6476	2796	Sisma X SLO	60.1	0	0	0	0	0
6477	2796	Sisma Y SLO	0	60.1	0	0	0	0	6478	2797	Sisma X SLV	80.7	0	0	0	0	0
6479	2797	Sisma Y SLV	0	80.7	0	0	0	0	6480	2797	Sisma X SLO	60.1	0	0	0	0	0
6481	2797	Sisma Y SLO	0	60.1	0	0	0	0	6482	2798	Sisma X SLV	71	0	0	0	0	0
6483	2798	Sisma Y SLV	0	71	0	0	0	0	6484	2798	Sisma X SLO	52.9	0	0	0	0	0
6485	2798	Sisma Y SLO	0	52.9	0	0	0	0	6486	2799	Sisma X SLV	80.7	0	0	0	0	0
6487	2799	Sisma Y SLV	0	80.7	0	0	0	0	6488	2799	Sisma X SLO	60.1	0	0	0	0	0
6489	2799	Sisma Y SLO	0	60.1	0	0	0	0	6490	2800	Sisma X SLV	80.7	0	0	0	0	0
6491	2800	Sisma Y SLV	0	80.7	0	0	0	0	6492	2800	Sisma X SLO	60.1	0	0	0	0	0
6493	2800	Sisma Y SLO	0	60.1	0	0	0	0	6494	2801	Sisma X SLV	71	0	0	0	0	0
6495	2801	Sisma Y SLV	0	71	0	0	0	0	6496	2801	Sisma X SLO	52.9	0	0	0	0	0
6497	2801	Sisma Y SLO	0	52.9	0	0	0	0	6498	2802	Sisma X SLV	80.7	0	0	0	0	0
6499	2802	Sisma Y SLV	0	80.7	0	0	0	0	6500	2802	Sisma X SLO	60.1	0	0	0	0	0
6501	2802	Sisma Y SLO	0	60.1	0	0	0	0	6502	2803	Sisma X SLV	80.7	0	0	0	0	0
6503	2803	Sisma Y SLV	0	80.7	0	0	0	0	6504	2803	Sisma X SLO	60.1	0	0	0	0	0
6505	2803	Sisma Y SLO	0	60.1	0	0	0	0	6506	2804	Sisma X SLV	71	0	0	0	0	0
6507	2804	Sisma Y SLV	0	71	0	0	0	0	6508	2804	Sisma X SLO	52.9	0	0	0	0	0
6509	2804	Sisma Y SLO	0	52.9	0	0	0	0	6510	2805	Sisma X SLV	80.7	0	0	0	0	0
6511	2805	Sisma Y SLV	0	80.7	0	0	0	0	6512	2805	Sisma X SLO	60.1	0	0	0	0	0
6513	2805	Sisma Y SLO	0	60.1	0	0	0	0	6514	2806	Sisma X SLV	80.7	0	0	0	0	0
6515	2806	Sisma Y SLV	0	80.7	0	0	0	0	6516	2806	Sisma X SLO	60.1	0	0	0	0	0

**PIAZZALE TRIAGE-FABBRICATO-ALLEGATO
ALLA REL. PREDIMENSIONAMENTO
STRUTTURE**

Codice documento
SF0272_F0

<i>Rev</i>	<i>Data</i>
F0	20/06/2011

Indice	Nodo	Condizione	Fx	Fy	Fz	Mx	My	Mz	Indice	Nodo	Condizione	Fx	Fy	Fz	Mx	My	Mz
6517	2806	Sisma Y SLO	0	60.1	0	0	0	0	6518	2807	Sisma X SLV	71	0	0	0	0	0
6519	2807	Sisma Y SLV	0	71	0	0	0	0	6520	2807	Sisma X SLO	52.9	0	0	0	0	0
6521	2807	Sisma Y SLO	0	52.9	0	0	0	0	6522	2808	Sisma X SLV	80.7	0	0	0	0	0
6523	2808	Sisma Y SLV	0	80.7	0	0	0	0	6524	2808	Sisma X SLO	60.1	0	0	0	0	0
6525	2808	Sisma Y SLO	0	60.1	0	0	0	0	6526	2809	Sisma X SLV	80.7	0	0	0	0	0
6527	2809	Sisma Y SLV	0	80.7	0	0	0	0	6528	2809	Sisma X SLO	60.1	0	0	0	0	0
6529	2809	Sisma Y SLO	0	60.1	0	0	0	0	6530	2810	Sisma X SLV	71	0	0	0	0	0
6531	2810	Sisma Y SLV	0	71	0	0	0	0	6532	2810	Sisma X SLO	52.9	0	0	0	0	0
6533	2810	Sisma Y SLO	0	52.9	0	0	0	0	6534	2811	Sisma X SLV	80.7	0	0	0	0	0
6535	2811	Sisma Y SLV	0	80.7	0	0	0	0	6536	2811	Sisma X SLO	60.1	0	0	0	0	0
6537	2811	Sisma Y SLO	0	60.1	0	0	0	0	6538	2812	Sisma X SLV	80.7	0	0	0	0	0
6539	2812	Sisma Y SLV	0	80.7	0	0	0	0	6540	2812	Sisma X SLO	60.1	0	0	0	0	0
6541	2812	Sisma Y SLO	0	60.1	0	0	0	0	6542	2813	Sisma X SLV	71	0	0	0	0	0
6543	2813	Sisma Y SLV	0	71	0	0	0	0	6544	2813	Sisma X SLO	52.9	0	0	0	0	0
6545	2813	Sisma Y SLO	0	52.9	0	0	0	0	6546	2814	Sisma X SLV	80.7	0	0	0	0	0
6547	2814	Sisma Y SLV	0	80.7	0	0	0	0	6548	2814	Sisma X SLO	60.1	0	0	0	0	0
6549	2814	Sisma Y SLO	0	60.1	0	0	0	0	6550	2815	Sisma X SLV	80.7	0	0	0	0	0
6551	2815	Sisma Y SLV	0	80.7	0	0	0	0	6552	2815	Sisma X SLO	60.1	0	0	0	0	0
6553	2815	Sisma Y SLO	0	60.1	0	0	0	0	6554	2816	Sisma X SLV	71	0	0	0	0	0
6555	2816	Sisma Y SLV	0	71	0	0	0	0	6556	2816	Sisma X SLO	52.9	0	0	0	0	0
6557	2816	Sisma Y SLO	0	52.9	0	0	0	0	6558	2817	Sisma X SLV	80.7	0	0	0	0	0
6559	2817	Sisma Y SLV	0	80.7	0	0	0	0	6560	2817	Sisma X SLO	60.1	0	0	0	0	0
6561	2817	Sisma Y SLO	0	60.1	0	0	0	0	6562	2818	Sisma X SLV	80.7	0	0	0	0	0
6563	2818	Sisma Y SLV	0	80.7	0	0	0	0	6564	2818	Sisma X SLO	60.1	0	0	0	0	0
6565	2818	Sisma Y SLO	0	60.1	0	0	0	0	6566	2819	Sisma X SLV	71	0	0	0	0	0
6567	2819	Sisma Y SLV	0	71	0	0	0	0	6568	2819	Sisma X SLO	52.9	0	0	0	0	0
6569	2819	Sisma Y SLO	0	52.9	0	0	0	0	6570	2820	Sisma X SLV	80.7	0	0	0	0	0

**PIAZZALE TRIAGE-FABBRICATO-ALLEGATO
ALLA REL. PREDIMENSIONAMENTO
STRUTTURE**

Codice documento
SF0272_F0

<i>Rev</i>	<i>Data</i>
F0	20/06/2011

Indice	Nodo	Condizione	Fx	Fy	Fz	Mx	My	Mz	Indice	Nodo	Condizione	Fx	Fy	Fz	Mx	My	Mz
6571	2820	Sisma Y SLV	0	80.7	0	0	0	0	6572	2820	Sisma X SLO	60.1	0	0	0	0	0
6573	2820	Sisma Y SLO	0	60.1	0	0	0	0	6574	2821	Sisma X SLV	80.7	0	0	0	0	0
6575	2821	Sisma Y SLV	0	80.7	0	0	0	0	6576	2821	Sisma X SLO	60.1	0	0	0	0	0
6577	2821	Sisma Y SLO	0	60.1	0	0	0	0	6578	2822	Sisma X SLV	71	0	0	0	0	0
6579	2822	Sisma Y SLV	0	71	0	0	0	0	6580	2822	Sisma X SLO	52.9	0	0	0	0	0
6581	2822	Sisma Y SLO	0	52.9	0	0	0	0	6582	2823	Sisma X SLV	80.7	0	0	0	0	0
6583	2823	Sisma Y SLV	0	80.7	0	0	0	0	6584	2823	Sisma X SLO	60.1	0	0	0	0	0
6585	2823	Sisma Y SLO	0	60.1	0	0	0	0	6586	2824	Sisma X SLV	80.7	0	0	0	0	0
6587	2824	Sisma Y SLV	0	80.7	0	0	0	0	6588	2824	Sisma X SLO	60.1	0	0	0	0	0
6589	2824	Sisma Y SLO	0	60.1	0	0	0	0	6590	2825	Sisma X SLV	71	0	0	0	0	0
6591	2825	Sisma Y SLV	0	71	0	0	0	0	6592	2825	Sisma X SLO	52.9	0	0	0	0	0
6593	2825	Sisma Y SLO	0	52.9	0	0	0	0	6594	2826	Sisma X SLV	80.7	0	0	0	0	0
6595	2826	Sisma Y SLV	0	80.7	0	0	0	0	6596	2826	Sisma X SLO	60.1	0	0	0	0	0
6597	2826	Sisma Y SLO	0	60.1	0	0	0	0	6598	2827	Sisma X SLV	80.7	0	0	0	0	0
6599	2827	Sisma Y SLV	0	80.7	0	0	0	0	6600	2827	Sisma X SLO	60.1	0	0	0	0	0
6601	2827	Sisma Y SLO	0	60.1	0	0	0	0	6602	2828	Sisma X SLV	71	0	0	0	0	0
6603	2828	Sisma Y SLV	0	71	0	0	0	0	6604	2828	Sisma X SLO	52.9	0	0	0	0	0
6605	2828	Sisma Y SLO	0	52.9	0	0	0	0	6606	2829	Sisma X SLV	80.7	0	0	0	0	0
6607	2829	Sisma Y SLV	0	80.7	0	0	0	0	6608	2829	Sisma X SLO	60.1	0	0	0	0	0
6609	2829	Sisma Y SLO	0	60.1	0	0	0	0	6610	2830	Sisma X SLV	80.7	0	0	0	0	0
6611	2830	Sisma Y SLV	0	80.7	0	0	0	0	6612	2830	Sisma X SLO	60.1	0	0	0	0	0
6613	2830	Sisma Y SLO	0	60.1	0	0	0	0	6614	2831	Sisma X SLV	71	0	0	0	0	0
6615	2831	Sisma Y SLV	0	71	0	0	0	0	6616	2831	Sisma X SLO	52.9	0	0	0	0	0
6617	2831	Sisma Y SLO	0	52.9	0	0	0	0	6618	2832	Sisma X SLV	80.7	0	0	0	0	0
6619	2832	Sisma Y SLV	0	80.7	0	0	0	0	6620	2832	Sisma X SLO	60.1	0	0	0	0	0
6621	2832	Sisma Y SLO	0	60.1	0	0	0	0	6622	2833	Sisma X SLV	80.7	0	0	0	0	0
6623	2833	Sisma Y SLV	0	80.7	0	0	0	0	6624	2833	Sisma X SLO	60.1	0	0	0	0	0

**PIAZZALE TRIAGE-FABBRICATO-ALLEGATO
ALLA REL. PREDIMENSIONAMENTO
STRUTTURE**

Codice documento
SF0272_F0

<i>Rev</i>	<i>Data</i>
F0	20/06/2011

Indice	Nodo	Condizione	Fx	Fy	Fz	Mx	My	Mz	Indice	Nodo	Condizione	Fx	Fy	Fz	Mx	My	Mz
6625	2833	Sisma Y SLO	0	60.1	0	0	0	0	6626	2834	Sisma X SLV	71	0	0	0	0	0
6627	2834	Sisma Y SLV	0	71	0	0	0	0	6628	2834	Sisma X SLO	52.9	0	0	0	0	0
6629	2834	Sisma Y SLO	0	52.9	0	0	0	0	6630	2835	Sisma X SLV	80.7	0	0	0	0	0
6631	2835	Sisma Y SLV	0	80.7	0	0	0	0	6632	2835	Sisma X SLO	60.1	0	0	0	0	0
6633	2835	Sisma Y SLO	0	60.1	0	0	0	0	6634	2836	Sisma X SLV	80.7	0	0	0	0	0
6635	2836	Sisma Y SLV	0	80.7	0	0	0	0	6636	2836	Sisma X SLO	60.1	0	0	0	0	0
6637	2836	Sisma Y SLO	0	60.1	0	0	0	0	6638	2837	Sisma X SLV	71	0	0	0	0	0
6639	2837	Sisma Y SLV	0	71	0	0	0	0	6640	2837	Sisma X SLO	52.9	0	0	0	0	0
6641	2837	Sisma Y SLO	0	52.9	0	0	0	0	6642	2838	Sisma X SLV	80.7	0	0	0	0	0
6643	2838	Sisma Y SLV	0	80.7	0	0	0	0	6644	2838	Sisma X SLO	60.1	0	0	0	0	0
6645	2838	Sisma Y SLO	0	60.1	0	0	0	0	6646	2839	Sisma X SLV	80.7	0	0	0	0	0
6647	2839	Sisma Y SLV	0	80.7	0	0	0	0	6648	2839	Sisma X SLO	60.1	0	0	0	0	0
6649	2839	Sisma Y SLO	0	60.1	0	0	0	0	6650	2840	Sisma X SLV	71	0	0	0	0	0
6651	2840	Sisma Y SLV	0	71	0	0	0	0	6652	2840	Sisma X SLO	52.9	0	0	0	0	0
6653	2840	Sisma Y SLO	0	52.9	0	0	0	0	6654	2841	Sisma X SLV	80.7	0	0	0	0	0
6655	2841	Sisma Y SLV	0	80.7	0	0	0	0	6656	2841	Sisma X SLO	60.1	0	0	0	0	0
6657	2841	Sisma Y SLO	0	60.1	0	0	0	0	6658	2842	Sisma X SLV	80.7	0	0	0	0	0
6659	2842	Sisma Y SLV	0	80.7	0	0	0	0	6660	2842	Sisma X SLO	60.1	0	0	0	0	0
6661	2842	Sisma Y SLO	0	60.1	0	0	0	0	6662	2843	Sisma X SLV	71	0	0	0	0	0
6663	2843	Sisma Y SLV	0	71	0	0	0	0	6664	2843	Sisma X SLO	52.9	0	0	0	0	0
6665	2843	Sisma Y SLO	0	52.9	0	0	0	0	6666	2844	Sisma X SLV	80.7	0	0	0	0	0
6667	2844	Sisma Y SLV	0	80.7	0	0	0	0	6668	2844	Sisma X SLO	60.1	0	0	0	0	0
6669	2844	Sisma Y SLO	0	60.1	0	0	0	0	6670	2845	Sisma X SLV	80.7	0	0	0	0	0
6671	2845	Sisma Y SLV	0	80.7	0	0	0	0	6672	2845	Sisma X SLO	60.1	0	0	0	0	0
6673	2845	Sisma Y SLO	0	60.1	0	0	0	0	6674	2846	Sisma X SLV	71	0	0	0	0	0
6675	2846	Sisma Y SLV	0	71	0	0	0	0	6676	2846	Sisma X SLO	52.9	0	0	0	0	0
6677	2846	Sisma Y SLO	0	52.9	0	0	0	0	6678	2847	Sisma X SLV	80.7	0	0	0	0	0

**PIAZZALE TRIAGE-FABBRICATO-ALLEGATO
ALLA REL. PREDIMENSIONAMENTO
STRUTTURE**

Codice documento
SF0272_F0

<i>Rev</i>	<i>Data</i>
F0	20/06/2011

Indice	Nodo	Condizione	Fx	Fy	Fz	Mx	My	Mz	Indice	Nodo	Condizione	Fx	Fy	Fz	Mx	My	Mz
6679	2847	Sisma Y SLV	0	80.7	0	0	0	0	6680	2847	Sisma X SLO	60.1	0	0	0	0	0
6681	2847	Sisma Y SLO	0	60.1	0	0	0	0	6682	2848	Sisma X SLV	80.7	0	0	0	0	0
6683	2848	Sisma Y SLV	0	80.7	0	0	0	0	6684	2848	Sisma X SLO	60.1	0	0	0	0	0
6685	2848	Sisma Y SLO	0	60.1	0	0	0	0	6686	2849	Sisma X SLV	71	0	0	0	0	0
6687	2849	Sisma Y SLV	0	71	0	0	0	0	6688	2849	Sisma X SLO	52.9	0	0	0	0	0
6689	2849	Sisma Y SLO	0	52.9	0	0	0	0	6690	2850	Sisma X SLV	80.7	0	0	0	0	0
6691	2850	Sisma Y SLV	0	80.7	0	0	0	0	6692	2850	Sisma X SLO	60.1	0	0	0	0	0
6693	2850	Sisma Y SLO	0	60.1	0	0	0	0	6694	2851	Sisma X SLV	80.7	0	0	0	0	0
6695	2851	Sisma Y SLV	0	80.7	0	0	0	0	6696	2851	Sisma X SLO	60.1	0	0	0	0	0
6697	2851	Sisma Y SLO	0	60.1	0	0	0	0	6698	2852	Sisma X SLV	71	0	0	0	0	0
6699	2852	Sisma Y SLV	0	71	0	0	0	0	6700	2852	Sisma X SLO	52.9	0	0	0	0	0
6701	2852	Sisma Y SLO	0	52.9	0	0	0	0	6702	2853	Sisma X SLV	80.7	0	0	0	0	0
6703	2853	Sisma Y SLV	0	80.7	0	0	0	0	6704	2853	Sisma X SLO	60.1	0	0	0	0	0
6705	2853	Sisma Y SLO	0	60.1	0	0	0	0	6706	2854	Sisma X SLV	80.7	0	0	0	0	0
6707	2854	Sisma Y SLV	0	80.7	0	0	0	0	6708	2854	Sisma X SLO	60.1	0	0	0	0	0
6709	2854	Sisma Y SLO	0	60.1	0	0	0	0	6710	2855	Sisma X SLV	71	0	0	0	0	0
6711	2855	Sisma Y SLV	0	71	0	0	0	0	6712	2855	Sisma X SLO	52.9	0	0	0	0	0
6713	2855	Sisma Y SLO	0	52.9	0	0	0	0	6714	2856	Sisma X SLV	80.7	0	0	0	0	0
6715	2856	Sisma Y SLV	0	80.7	0	0	0	0	6716	2856	Sisma X SLO	60.1	0	0	0	0	0
6717	2856	Sisma Y SLO	0	60.1	0	0	0	0	6718	2857	Sisma X SLV	80.7	0	0	0	0	0
6719	2857	Sisma Y SLV	0	80.7	0	0	0	0	6720	2857	Sisma X SLO	60.1	0	0	0	0	0
6721	2857	Sisma Y SLO	0	60.1	0	0	0	0	6722	2858	Sisma X SLV	71	0	0	0	0	0
6723	2858	Sisma Y SLV	0	71	0	0	0	0	6724	2858	Sisma X SLO	52.9	0	0	0	0	0
6725	2858	Sisma Y SLO	0	52.9	0	0	0	0	6726	2859	Sisma X SLV	80.7	0	0	0	0	0
6727	2859	Sisma Y SLV	0	80.7	0	0	0	0	6728	2859	Sisma X SLO	60.1	0	0	0	0	0
6729	2859	Sisma Y SLO	0	60.1	0	0	0	0	6730	2860	Sisma X SLV	81	0	0	0	0	0
6731	2860	Sisma Y SLV	0	81	0	0	0	0	6732	2860	Sisma X SLO	60.3	0	0	0	0	0

**PIAZZALE TRIAGE-FABBRICATO-ALLEGATO
ALLA REL. PREDIMENSIONAMENTO
STRUTTURE**

Codice documento
SF0272_F0

<i>Rev</i>	<i>Data</i>
F0	20/06/2011

Indice	Nodo	Condizione	Fx	Fy	Fz	Mx	My	Mz	Indice	Nodo	Condizione	Fx	Fy	Fz	Mx	My	Mz
6733	2860	Sisma Y SLO	0	60.3	0	0	0	0	6734	2861	Sisma X SLV	81.3	0	0	0	0	0
6735	2861	Sisma Y SLV	0	81.3	0	0	0	0	6736	2861	Sisma X SLO	60.6	0	0	0	0	0
6737	2861	Sisma Y SLO	0	60.6	0	0	0	0	6738	2862	Sisma X SLV	81.3	0	0	0	0	0
6739	2862	Sisma Y SLV	0	81.3	0	0	0	0	6740	2862	Sisma X SLO	60.6	0	0	0	0	0
6741	2862	Sisma Y SLO	0	60.6	0	0	0	0	6742	2863	Sisma X SLV	81.3	0	0	0	0	0
6743	2863	Sisma Y SLV	0	81.3	0	0	0	0	6744	2863	Sisma X SLO	60.6	0	0	0	0	0
6745	2863	Sisma Y SLO	0	60.6	0	0	0	0	6746	2864	Sisma X SLV	81.3	0	0	0	0	0
6747	2864	Sisma Y SLV	0	81.3	0	0	0	0	6748	2864	Sisma X SLO	60.6	0	0	0	0	0
6749	2864	Sisma Y SLO	0	60.6	0	0	0	0	6750	2865	Sisma X SLV	81.7	0	0	0	0	0
6751	2865	Sisma Y SLV	0	81.7	0	0	0	0	6752	2865	Sisma X SLO	60.8	0	0	0	0	0
6753	2865	Sisma Y SLO	0	60.8	0	0	0	0	6754	2866	Sisma X SLV	82.1	0	0	0	0	0
6755	2866	Sisma Y SLV	0	82.1	0	0	0	0	6756	2866	Sisma X SLO	61.1	0	0	0	0	0
6757	2866	Sisma Y SLO	0	61.1	0	0	0	0	6758	2867	Sisma X SLV	82.1	0	0	0	0	0
6759	2867	Sisma Y SLV	0	82.1	0	0	0	0	6760	2867	Sisma X SLO	61.1	0	0	0	0	0
6761	2867	Sisma Y SLO	0	61.1	0	0	0	0	6762	2868	Sisma X SLV	82.1	0	0	0	0	0
6763	2868	Sisma Y SLV	0	82.1	0	0	0	0	6764	2868	Sisma X SLO	61.1	0	0	0	0	0
6765	2868	Sisma Y SLO	0	61.1	0	0	0	0	6766	2869	Sisma X SLV	82.1	0	0	0	0	0
6767	2869	Sisma Y SLV	0	82.1	0	0	0	0	6768	2869	Sisma X SLO	61.1	0	0	0	0	0
6769	2869	Sisma Y SLO	0	61.1	0	0	0	0	6770	2870	Sisma X SLV	82.1	0	0	0	0	0
6771	2870	Sisma Y SLV	0	82.1	0	0	0	0	6772	2870	Sisma X SLO	61.1	0	0	0	0	0
6773	2870	Sisma Y SLO	0	61.1	0	0	0	0	6774	2871	Sisma X SLV	82.1	0	0	0	0	0
6775	2871	Sisma Y SLV	0	82.1	0	0	0	0	6776	2871	Sisma X SLO	61.1	0	0	0	0	0
6777	2871	Sisma Y SLO	0	61.1	0	0	0	0	6778	2872	Sisma X SLV	77.9	0	0	0	0	0
6779	2872	Sisma Y SLV	0	77.9	0	0	0	0	6780	2872	Sisma X SLO	58	0	0	0	0	0
6781	2872	Sisma Y SLO	0	58	0	0	0	0	6782	2873	Sisma X SLV	73.8	0	0	0	0	0
6783	2873	Sisma Y SLV	0	73.8	0	0	0	0	6784	2873	Sisma X SLO	54.9	0	0	0	0	0
6785	2873	Sisma Y SLO	0	54.9	0	0	0	0	6786	2874	Sisma X SLV	73.8	0	0	0	0	0

**PIAZZALE TRIAGE-FABBRICATO-ALLEGATO
ALLA REL. PREDIMENSIONAMENTO
STRUTTURE**

Codice documento
SF0272_F0

<i>Rev</i>	<i>Data</i>
F0	20/06/2011

Indice	Nodo	Condizione	Fx	Fy	Fz	Mx	My	Mz	Indice	Nodo	Condizione	Fx	Fy	Fz	Mx	My	Mz
6787	2874	Sisma Y SLV	0	73.8	0	0	0	0	6788	2874	Sisma X SLO	54.9	0	0	0	0	0
6789	2874	Sisma Y SLO	0	54.9	0	0	0	0	6790	2875	Sisma X SLV	73.8	0	0	0	0	0
6791	2875	Sisma Y SLV	0	73.8	0	0	0	0	6792	2875	Sisma X SLO	54.9	0	0	0	0	0
6793	2875	Sisma Y SLO	0	54.9	0	0	0	0	6794	2876	Sisma X SLV	73.8	0	0	0	0	0
6795	2876	Sisma Y SLV	0	73.8	0	0	0	0	6796	2876	Sisma X SLO	54.9	0	0	0	0	0
6797	2876	Sisma Y SLO	0	54.9	0	0	0	0	6798	2877	Sisma X SLV	73.8	0	0	0	0	0
6799	2877	Sisma Y SLV	0	73.8	0	0	0	0	6800	2877	Sisma X SLO	54.9	0	0	0	0	0
6801	2877	Sisma Y SLO	0	54.9	0	0	0	0	6802	2878	Sisma X SLV	73.8	0	0	0	0	0
6803	2878	Sisma Y SLV	0	73.8	0	0	0	0	6804	2878	Sisma X SLO	54.9	0	0	0	0	0
6805	2878	Sisma Y SLO	0	54.9	0	0	0	0	6806	2879	Sisma X SLV	73.8	0	0	0	0	0
6807	2879	Sisma Y SLV	0	73.8	0	0	0	0	6808	2879	Sisma X SLO	54.9	0	0	0	0	0
6809	2879	Sisma Y SLO	0	54.9	0	0	0	0	6810	2880	Sisma X SLV	73.8	0	0	0	0	0
6811	2880	Sisma Y SLV	0	73.8	0	0	0	0	6812	2880	Sisma X SLO	54.9	0	0	0	0	0
6813	2880	Sisma Y SLO	0	54.9	0	0	0	0	6814	2881	Sisma X SLV	73.8	0	0	0	0	0
6815	2881	Sisma Y SLV	0	73.8	0	0	0	0	6816	2881	Sisma X SLO	54.9	0	0	0	0	0
6817	2881	Sisma Y SLO	0	54.9	0	0	0	0	6818	2882	Sisma X SLV	73.8	0	0	0	0	0
6819	2882	Sisma Y SLV	0	73.8	0	0	0	0	6820	2882	Sisma X SLO	54.9	0	0	0	0	0
6821	2882	Sisma Y SLO	0	54.9	0	0	0	0	6822	2883	Sisma X SLV	73.8	0	0	0	0	0
6823	2883	Sisma Y SLV	0	73.8	0	0	0	0	6824	2883	Sisma X SLO	54.9	0	0	0	0	0
6825	2883	Sisma Y SLO	0	54.9	0	0	0	0	6826	2884	Sisma X SLV	73.8	0	0	0	0	0
6827	2884	Sisma Y SLV	0	73.8	0	0	0	0	6828	2884	Sisma X SLO	54.9	0	0	0	0	0
6829	2884	Sisma Y SLO	0	54.9	0	0	0	0	6830	2885	Sisma X SLV	73.8	0	0	0	0	0
6831	2885	Sisma Y SLV	0	73.8	0	0	0	0	6832	2885	Sisma X SLO	54.9	0	0	0	0	0
6833	2885	Sisma Y SLO	0	54.9	0	0	0	0	6834	2886	Sisma X SLV	73.8	0	0	0	0	0
6835	2886	Sisma Y SLV	0	73.8	0	0	0	0	6836	2886	Sisma X SLO	54.9	0	0	0	0	0
6837	2886	Sisma Y SLO	0	54.9	0	0	0	0	6838	2887	Sisma X SLV	73.8	0	0	0	0	0
6839	2887	Sisma Y SLV	0	73.8	0	0	0	0	6840	2887	Sisma X SLO	54.9	0	0	0	0	0

**PIAZZALE TRIAGE-FABBRICATO-ALLEGATO
ALLA REL. PREDIMENSIONAMENTO
STRUTTURE**

Codice documento
SF0272_F0

<i>Rev</i>	<i>Data</i>
F0	20/06/2011

Indice	Nodo	Condizione	Fx	Fy	Fz	Mx	My	Mz	Indice	Nodo	Condizione	Fx	Fy	Fz	Mx	My	Mz
6841	2887	Sisma Y SLO	0	54.9	0	0	0	0	6842	2888	Sisma X SLV	73.8	0	0	0	0	0
6843	2888	Sisma Y SLV	0	73.8	0	0	0	0	6844	2888	Sisma X SLO	54.9	0	0	0	0	0
6845	2888	Sisma Y SLO	0	54.9	0	0	0	0	6846	2889	Sisma X SLV	73.8	0	0	0	0	0
6847	2889	Sisma Y SLV	0	73.8	0	0	0	0	6848	2889	Sisma X SLO	54.9	0	0	0	0	0
6849	2889	Sisma Y SLO	0	54.9	0	0	0	0	6850	2890	Sisma X SLV	73.8	0	0	0	0	0
6851	2890	Sisma Y SLV	0	73.8	0	0	0	0	6852	2890	Sisma X SLO	54.9	0	0	0	0	0
6853	2890	Sisma Y SLO	0	54.9	0	0	0	0	6854	2891	Sisma X SLV	73.8	0	0	0	0	0
6855	2891	Sisma Y SLV	0	73.8	0	0	0	0	6856	2891	Sisma X SLO	54.9	0	0	0	0	0
6857	2891	Sisma Y SLO	0	54.9	0	0	0	0	6858	2892	Sisma X SLV	73.8	0	0	0	0	0
6859	2892	Sisma Y SLV	0	73.8	0	0	0	0	6860	2892	Sisma X SLO	54.9	0	0	0	0	0
6861	2892	Sisma Y SLO	0	54.9	0	0	0	0	6862	2893	Sisma X SLV	112.2	0	0	0	0	0
6863	2893	Sisma Y SLV	0	112.2	0	0	0	0	6864	2893	Sisma X SLO	83.6	0	0	0	0	0
6865	2893	Sisma Y SLO	0	83.6	0	0	0	0	6866	2894	Sisma X SLV	79.6	0	0	0	0	0
6867	2894	Sisma Y SLV	0	79.6	0	0	0	0	6868	2894	Sisma X SLO	59.3	0	0	0	0	0
6869	2894	Sisma Y SLO	0	59.3	0	0	0	0	6870	2895	Sisma X SLV	79.6	0	0	0	0	0
6871	2895	Sisma Y SLV	0	79.6	0	0	0	0	6872	2895	Sisma X SLO	59.3	0	0	0	0	0
6873	2895	Sisma Y SLO	0	59.3	0	0	0	0	6874	2896	Sisma X SLV	79.6	0	0	0	0	0
6875	2896	Sisma Y SLV	0	79.6	0	0	0	0	6876	2896	Sisma X SLO	59.3	0	0	0	0	0
6877	2896	Sisma Y SLO	0	59.3	0	0	0	0	6878	2897	Sisma X SLV	79.6	0	0	0	0	0
6879	2897	Sisma Y SLV	0	79.6	0	0	0	0	6880	2897	Sisma X SLO	59.3	0	0	0	0	0
6881	2897	Sisma Y SLO	0	59.3	0	0	0	0	6882	2898	Sisma X SLV	79.6	0	0	0	0	0
6883	2898	Sisma Y SLV	0	79.6	0	0	0	0	6884	2898	Sisma X SLO	59.3	0	0	0	0	0
6885	2898	Sisma Y SLO	0	59.3	0	0	0	0	6886	2899	Sisma X SLV	39.8	0	0	0	0	0
6887	2899	Sisma Y SLV	0	39.8	0	0	0	0	6888	2899	Sisma X SLO	29.6	0	0	0	0	0
6889	2899	Sisma Y SLO	0	29.6	0	0	0	0	6890	2900	Sisma X SLV	80.4	0	0	0	0	0
6891	2900	Sisma Y SLV	0	80.4	0	0	0	0	6892	2900	Sisma X SLO	59.8	0	0	0	0	0
6893	2900	Sisma Y SLO	0	59.8	0	0	0	0	6894	2901	Sisma X SLV	80	0	0	0	0	0

**PIAZZALE TRIAGE-FABBRICATO-ALLEGATO
ALLA REL. PREDIMENSIONAMENTO
STRUTTURE**

Codice documento
SF0272_F0

<i>Rev</i>	<i>Data</i>
F0	20/06/2011

Indice	Nodo	Condizione	Fx	Fy	Fz	Mx	My	Mz	Indice	Nodo	Condizione	Fx	Fy	Fz	Mx	My	Mz
6895	2901	Sisma Y SLV	0	80	0	0	0	0	6896	2901	Sisma X SLO	59.6	0	0	0	0	0
6897	2901	Sisma Y SLO	0	59.6	0	0	0	0	6898	2902	Sisma X SLV	80	0	0	0	0	0
6899	2902	Sisma Y SLV	0	80	0	0	0	0	6900	2902	Sisma X SLO	59.6	0	0	0	0	0
6901	2902	Sisma Y SLO	0	59.6	0	0	0	0	6902	2903	Sisma X SLV	80	0	0	0	0	0
6903	2903	Sisma Y SLV	0	80	0	0	0	0	6904	2903	Sisma X SLO	59.6	0	0	0	0	0
6905	2903	Sisma Y SLO	0	59.6	0	0	0	0	6906	2904	Sisma X SLV	81.5	0	0	0	0	0
6907	2904	Sisma Y SLV	0	81.5	0	0	0	0	6908	2904	Sisma X SLO	60.7	0	0	0	0	0
6909	2904	Sisma Y SLO	0	60.7	0	0	0	0	6910	2905	Sisma X SLV	82.9	0	0	0	0	0
6911	2905	Sisma Y SLV	0	82.9	0	0	0	0	6912	2905	Sisma X SLO	61.7	0	0	0	0	0
6913	2905	Sisma Y SLO	0	61.7	0	0	0	0	6914	2906	Sisma X SLV	82.9	0	0	0	0	0
6915	2906	Sisma Y SLV	0	82.9	0	0	0	0	6916	2906	Sisma X SLO	61.7	0	0	0	0	0
6917	2906	Sisma Y SLO	0	61.7	0	0	0	0	6918	2907	Sisma X SLV	82.9	0	0	0	0	0
6919	2907	Sisma Y SLV	0	82.9	0	0	0	0	6920	2907	Sisma X SLO	61.7	0	0	0	0	0
6921	2907	Sisma Y SLO	0	61.7	0	0	0	0	6922	2908	Sisma X SLV	82.9	0	0	0	0	0
6923	2908	Sisma Y SLV	0	82.9	0	0	0	0	6924	2908	Sisma X SLO	61.7	0	0	0	0	0
6925	2908	Sisma Y SLO	0	61.7	0	0	0	0	6926	2909	Sisma X SLV	84.9	0	0	0	0	0
6927	2909	Sisma Y SLV	0	84.9	0	0	0	0	6928	2909	Sisma X SLO	63.2	0	0	0	0	0
6929	2909	Sisma Y SLO	0	63.2	0	0	0	0	6930	2910	Sisma X SLV	86.8	0	0	0	0	0
6931	2910	Sisma Y SLV	0	86.8	0	0	0	0	6932	2910	Sisma X SLO	64.7	0	0	0	0	0
6933	2910	Sisma Y SLO	0	64.7	0	0	0	0	6934	2911	Sisma X SLV	86.8	0	0	0	0	0
6935	2911	Sisma Y SLV	0	86.8	0	0	0	0	6936	2911	Sisma X SLO	64.7	0	0	0	0	0
6937	2911	Sisma Y SLO	0	64.7	0	0	0	0	6938	2912	Sisma X SLV	86.8	0	0	0	0	0
6939	2912	Sisma Y SLV	0	86.8	0	0	0	0	6940	2912	Sisma X SLO	64.7	0	0	0	0	0
6941	2912	Sisma Y SLO	0	64.7	0	0	0	0	6942	2913	Sisma X SLV	83.8	0	0	0	0	0
6943	2913	Sisma Y SLV	0	83.8	0	0	0	0	6944	2913	Sisma X SLO	62.4	0	0	0	0	0
6945	2913	Sisma Y SLO	0	62.4	0	0	0	0	6946	2914	Sisma X SLV	40	0	0	0	0	0
6947	2914	Sisma Y SLV	0	40	0	0	0	0	6948	2914	Sisma X SLO	29.8	0	0	0	0	0

**PIAZZALE TRIAGE-FABBRICATO-ALLEGATO
ALLA REL. PREDIMENSIONAMENTO
STRUTTURE**

Codice documento
SF0272_F0

<i>Rev</i>	<i>Data</i>
F0	20/06/2011

Indice	Nodo	Condizione	Fx	Fy	Fz	Mx	My	Mz	Indice	Nodo	Condizione	Fx	Fy	Fz	Mx	My	Mz
6949	2914	Sisma Y SLO	0	29.8	0	0	0	0	6950	2915	Sisma X SLV	80	0	0	0	0	0
6951	2915	Sisma Y SLV	0	80	0	0	0	0	6952	2915	Sisma X SLO	59.6	0	0	0	0	0
6953	2915	Sisma Y SLO	0	59.6	0	0	0	0	6954	2916	Sisma X SLV	80	0	0	0	0	0
6955	2916	Sisma Y SLV	0	80	0	0	0	0	6956	2916	Sisma X SLO	59.6	0	0	0	0	0
6957	2916	Sisma Y SLO	0	59.6	0	0	0	0	6958	2917	Sisma X SLV	80	0	0	0	0	0
6959	2917	Sisma Y SLV	0	80	0	0	0	0	6960	2917	Sisma X SLO	59.6	0	0	0	0	0
6961	2917	Sisma Y SLO	0	59.6	0	0	0	0	6962	2918	Sisma X SLV	80	0	0	0	0	0
6963	2918	Sisma Y SLV	0	80	0	0	0	0	6964	2918	Sisma X SLO	59.6	0	0	0	0	0
6965	2918	Sisma Y SLO	0	59.6	0	0	0	0	6966	2919	Sisma X SLV	80	0	0	0	0	0
6967	2919	Sisma Y SLV	0	80	0	0	0	0	6968	2919	Sisma X SLO	59.6	0	0	0	0	0
6969	2919	Sisma Y SLO	0	59.6	0	0	0	0	6970	2920	Sisma X SLV	80	0	0	0	0	0
6971	2920	Sisma Y SLV	0	80	0	0	0	0	6972	2920	Sisma X SLO	59.6	0	0	0	0	0
6973	2920	Sisma Y SLO	0	59.6	0	0	0	0	6974	2921	Sisma X SLV	115.5	0	0	0	0	0
6975	2921	Sisma Y SLV	0	115.5	0	0	0	0	6976	2921	Sisma X SLO	86	0	0	0	0	0
6977	2921	Sisma Y SLO	0	86	0	0	0	0	6978	2922	Sisma X SLV	79.9	0	0	0	0	0
6979	2922	Sisma Y SLV	0	79.9	0	0	0	0	6980	2922	Sisma X SLO	59.5	0	0	0	0	0
6981	2922	Sisma Y SLO	0	59.5	0	0	0	0	6982	2923	Sisma X SLV	79.9	0	0	0	0	0
6983	2923	Sisma Y SLV	0	79.9	0	0	0	0	6984	2923	Sisma X SLO	59.5	0	0	0	0	0
6985	2923	Sisma Y SLO	0	59.5	0	0	0	0	6986	2924	Sisma X SLV	79.9	0	0	0	0	0
6987	2924	Sisma Y SLV	0	79.9	0	0	0	0	6988	2924	Sisma X SLO	59.5	0	0	0	0	0
6989	2924	Sisma Y SLO	0	59.5	0	0	0	0	6990	2925	Sisma X SLV	79.9	0	0	0	0	0
6991	2925	Sisma Y SLV	0	79.9	0	0	0	0	6992	2925	Sisma X SLO	59.5	0	0	0	0	0
6993	2925	Sisma Y SLO	0	59.5	0	0	0	0	6994	2926	Sisma X SLV	79.9	0	0	0	0	0
6995	2926	Sisma Y SLV	0	79.9	0	0	0	0	6996	2926	Sisma X SLO	59.5	0	0	0	0	0
6997	2926	Sisma Y SLO	0	59.5	0	0	0	0	6998	2927	Sisma X SLV	79.9	0	0	0	0	0
6999	2927	Sisma Y SLV	0	79.9	0	0	0	0	7000	2927	Sisma X SLO	59.5	0	0	0	0	0
7001	2927	Sisma Y SLO	0	59.5	0	0	0	0	7002	2928	Sisma X SLV	78.9	0	0	0	0	0

**PIAZZALE TRIAGE-FABBRICATO-ALLEGATO
ALLA REL. PREDIMENSIONAMENTO
STRUTTURE**

Codice documento
SF0272_F0

<i>Rev</i>	<i>Data</i>
F0	20/06/2011

Indice	Nodo	Condizione	Fx	Fy	Fz	Mx	My	Mz	Indice	Nodo	Condizione	Fx	Fy	Fz	Mx	My	Mz
7003	2928	Sisma Y SLV	0	78.9	0	0	0	0	7004	2928	Sisma X SLO	58.8	0	0	0	0	0
7005	2928	Sisma Y SLO	0	58.8	0	0	0	0	7006	2929	Sisma X SLV	78	0	0	0	0	0
7007	2929	Sisma Y SLV	0	78	0	0	0	0	7008	2929	Sisma X SLO	58.1	0	0	0	0	0
7009	2929	Sisma Y SLO	0	58.1	0	0	0	0	7010	2930	Sisma X SLV	78	0	0	0	0	0
7011	2930	Sisma Y SLV	0	78	0	0	0	0	7012	2930	Sisma X SLO	58.1	0	0	0	0	0
7013	2930	Sisma Y SLO	0	58.1	0	0	0	0	7014	2931	Sisma X SLV	78	0	0	0	0	0
7015	2931	Sisma Y SLV	0	78	0	0	0	0	7016	2931	Sisma X SLO	58.1	0	0	0	0	0
7017	2931	Sisma Y SLO	0	58.1	0	0	0	0	7018	2932	Sisma X SLV	78	0	0	0	0	0
7019	2932	Sisma Y SLV	0	78	0	0	0	0	7020	2932	Sisma X SLO	58.1	0	0	0	0	0
7021	2932	Sisma Y SLO	0	58.1	0	0	0	0	7022	2933	Sisma X SLV	78	0	0	0	0	0
7023	2933	Sisma Y SLV	0	78	0	0	0	0	7024	2933	Sisma X SLO	58.1	0	0	0	0	0
7025	2933	Sisma Y SLO	0	58.1	0	0	0	0	7026	2934	Sisma X SLV	78	0	0	0	0	0
7027	2934	Sisma Y SLV	0	78	0	0	0	0	7028	2934	Sisma X SLO	58.1	0	0	0	0	0
7029	2934	Sisma Y SLO	0	58.1	0	0	0	0	7030	2935	Sisma X SLV	79.4	0	0	0	0	0
7031	2935	Sisma Y SLV	0	79.4	0	0	0	0	7032	2935	Sisma X SLO	59.1	0	0	0	0	0
7033	2935	Sisma Y SLO	0	59.1	0	0	0	0	7034	2936	Sisma X SLV	613.8	0	0	0	0	0
7035	2936	Sisma Y SLV	0	613.8	0	0	0	0	7036	2936	Sisma X SLO	457.1	0	0	0	0	0
7037	2936	Sisma Y SLO	0	457.1	0	0	0	0	7038	2937	Sisma X SLV	964.1	0	0	0	0	0
7039	2937	Sisma Y SLV	0	964.1	0	0	0	0	7040	2937	Sisma X SLO	717.9	0	0	0	0	0
7041	2937	Sisma Y SLO	0	717.9	0	0	0	0	7042	2938	Sisma X SLV	964.1	0	0	0	0	0
7043	2938	Sisma Y SLV	0	964.1	0	0	0	0	7044	2938	Sisma X SLO	717.9	0	0	0	0	0
7045	2938	Sisma Y SLO	0	717.9	0	0	0	0	7046	2939	Sisma X SLV	964.1	0	0	0	0	0
7047	2939	Sisma Y SLV	0	964.1	0	0	0	0	7048	2939	Sisma X SLO	717.9	0	0	0	0	0
7049	2939	Sisma Y SLO	0	717.9	0	0	0	0	7050	2940	Sisma X SLV	964.1	0	0	0	0	0
7051	2940	Sisma Y SLV	0	964.1	0	0	0	0	7052	2940	Sisma X SLO	717.9	0	0	0	0	0
7053	2940	Sisma Y SLO	0	717.9	0	0	0	0	7054	2941	Sisma X SLV	1.3E3	0	0	0	0	0
7055	2941	Sisma Y SLV	0	1.3E3	0	0	0	0	7056	2941	Sisma X SLO	966.8	0	0	0	0	0

**PIAZZALE TRIAGE-FABBRICATO-ALLEGATO
ALLA REL. PREDIMENSIONAMENTO
STRUTTURE**

Codice documento
SF0272_F0

<i>Rev</i>	<i>Data</i>
F0	20/06/2011

Indice	Nodo	Condizione	Fx	Fy	Fz	Mx	My	Mz	Indice	Nodo	Condizione	Fx	Fy	Fz	Mx	My	Mz
7057	2941	Sisma Y SLO	0	966.8	0	0	0	0	7058	2942	Sisma X SLV	972.8	0	0	0	0	0
7059	2942	Sisma Y SLV	0	972.8	0	0	0	0	7060	2942	Sisma X SLO	724.4	0	0	0	0	0
7061	2942	Sisma Y SLO	0	724.4	0	0	0	0	7062	2943	Sisma X SLV	972.8	0	0	0	0	0
7063	2943	Sisma Y SLV	0	972.8	0	0	0	0	7064	2943	Sisma X SLO	724.4	0	0	0	0	0
7065	2943	Sisma Y SLO	0	724.4	0	0	0	0	7066	2944	Sisma X SLV	972.8	0	0	0	0	0
7067	2944	Sisma Y SLV	0	972.8	0	0	0	0	7068	2944	Sisma X SLO	724.4	0	0	0	0	0
7069	2944	Sisma Y SLO	0	724.4	0	0	0	0	7070	2945	Sisma X SLV	972.8	0	0	0	0	0
7071	2945	Sisma Y SLV	0	972.8	0	0	0	0	7072	2945	Sisma X SLO	724.4	0	0	0	0	0
7073	2945	Sisma Y SLO	0	724.4	0	0	0	0	7074	2946	Sisma X SLV	972.8	0	0	0	0	0
7075	2946	Sisma Y SLV	0	972.8	0	0	0	0	7076	2946	Sisma X SLO	724.4	0	0	0	0	0
7077	2946	Sisma Y SLO	0	724.4	0	0	0	0	7078	2947	Sisma X SLV	972.8	0	0	0	0	0
7079	2947	Sisma Y SLV	0	972.8	0	0	0	0	7080	2947	Sisma X SLO	724.4	0	0	0	0	0
7081	2947	Sisma Y SLO	0	724.4	0	0	0	0	7082	2948	Sisma X SLV	1.3E3	0	0	0	0	0
7083	2948	Sisma Y SLV	0	1.3E3	0	0	0	0	7084	2948	Sisma X SLO	933.4	0	0	0	0	0
7085	2948	Sisma Y SLO	0	933.4	0	0	0	0	7086	2949	Sisma X SLV	874.4	0	0	0	0	0
7087	2949	Sisma Y SLV	0	874.4	0	0	0	0	7088	2949	Sisma X SLO	651.1	0	0	0	0	0
7089	2949	Sisma Y SLO	0	651.1	0	0	0	0	7090	2950	Sisma X SLV	874.4	0	0	0	0	0
7091	2950	Sisma Y SLV	0	874.4	0	0	0	0	7092	2950	Sisma X SLO	651.1	0	0	0	0	0
7093	2950	Sisma Y SLO	0	651.1	0	0	0	0	7094	2951	Sisma X SLV	874.4	0	0	0	0	0
7095	2951	Sisma Y SLV	0	874.4	0	0	0	0	7096	2951	Sisma X SLO	651.1	0	0	0	0	0
7097	2951	Sisma Y SLO	0	651.1	0	0	0	0	7098	2952	Sisma X SLV	874.4	0	0	0	0	0
7099	2952	Sisma Y SLV	0	874.4	0	0	0	0	7100	2952	Sisma X SLO	651.1	0	0	0	0	0
7101	2952	Sisma Y SLO	0	651.1	0	0	0	0	7102	2953	Sisma X SLV	874.4	0	0	0	0	0
7103	2953	Sisma Y SLV	0	874.4	0	0	0	0	7104	2953	Sisma X SLO	651.1	0	0	0	0	0
7105	2953	Sisma Y SLO	0	651.1	0	0	0	0	7106	2954	Sisma X SLV	874.4	0	0	0	0	0
7107	2954	Sisma Y SLV	0	874.4	0	0	0	0	7108	2954	Sisma X SLO	651.1	0	0	0	0	0
7109	2954	Sisma Y SLO	0	651.1	0	0	0	0	7110	2955	Sisma X SLV	1.2E3	0	0	0	0	0

**PIAZZALE TRIAGE-FABBRICATO-ALLEGATO
ALLA REL. PREDIMENSIONAMENTO
STRUTTURE**

Codice documento
SF0272_F0

<i>Rev</i>	<i>Data</i>
F0	20/06/2011

Indice	Nodo	Condizione	Fx	Fy	Fz	Mx	My	Mz	Indice	Nodo	Condizione	Fx	Fy	Fz	Mx	My	Mz
7111	2955	Sisma Y SLV	0	1.2E3	0	0	0	0	7112	2955	Sisma X SLO	896.8	0	0	0	0	0
7113	2955	Sisma Y SLO	0	896.8	0	0	0	0	7114	2956	Sisma X SLV	874.4	0	0	0	0	0
7115	2956	Sisma Y SLV	0	874.4	0	0	0	0	7116	2956	Sisma X SLO	651.1	0	0	0	0	0
7117	2956	Sisma Y SLO	0	651.1	0	0	0	0	7118	2957	Sisma X SLV	874.4	0	0	0	0	0
7119	2957	Sisma Y SLV	0	874.4	0	0	0	0	7120	2957	Sisma X SLO	651.1	0	0	0	0	0
7121	2957	Sisma Y SLO	0	651.1	0	0	0	0	7122	2958	Sisma X SLV	874.4	0	0	0	0	0
7123	2958	Sisma Y SLV	0	874.4	0	0	0	0	7124	2958	Sisma X SLO	651.1	0	0	0	0	0
7125	2958	Sisma Y SLO	0	651.1	0	0	0	0	7126	2959	Sisma X SLV	874.4	0	0	0	0	0
7127	2959	Sisma Y SLV	0	874.4	0	0	0	0	7128	2959	Sisma X SLO	651.1	0	0	0	0	0
7129	2959	Sisma Y SLO	0	651.1	0	0	0	0	7130	2960	Sisma X SLV	874.4	0	0	0	0	0
7131	2960	Sisma Y SLV	0	874.4	0	0	0	0	7132	2960	Sisma X SLO	651.1	0	0	0	0	0
7133	2960	Sisma Y SLO	0	651.1	0	0	0	0	7134	2961	Sisma X SLV	874.4	0	0	0	0	0
7135	2961	Sisma Y SLV	0	874.4	0	0	0	0	7136	2961	Sisma X SLO	651.1	0	0	0	0	0
7137	2961	Sisma Y SLO	0	651.1	0	0	0	0	7138	2962	Sisma X SLV	1.2E3	0	0	0	0	0
7139	2962	Sisma Y SLV	0	1.2E3	0	0	0	0	7140	2962	Sisma X SLO	896.8	0	0	0	0	0
7141	2962	Sisma Y SLO	0	896.8	0	0	0	0	7142	2963	Sisma X SLV	874.4	0	0	0	0	0
7143	2963	Sisma Y SLV	0	874.4	0	0	0	0	7144	2963	Sisma X SLO	651.1	0	0	0	0	0
7145	2963	Sisma Y SLO	0	651.1	0	0	0	0	7146	2964	Sisma X SLV	874.4	0	0	0	0	0
7147	2964	Sisma Y SLV	0	874.4	0	0	0	0	7148	2964	Sisma X SLO	651.1	0	0	0	0	0
7149	2964	Sisma Y SLO	0	651.1	0	0	0	0	7150	2965	Sisma X SLV	874.4	0	0	0	0	0
7151	2965	Sisma Y SLV	0	874.4	0	0	0	0	7152	2965	Sisma X SLO	651.1	0	0	0	0	0
7153	2965	Sisma Y SLO	0	651.1	0	0	0	0	7154	2966	Sisma X SLV	874.4	0	0	0	0	0
7155	2966	Sisma Y SLV	0	874.4	0	0	0	0	7156	2966	Sisma X SLO	651.1	0	0	0	0	0
7157	2966	Sisma Y SLO	0	651.1	0	0	0	0	7158	2967	Sisma X SLV	874.4	0	0	0	0	0
7159	2967	Sisma Y SLV	0	874.4	0	0	0	0	7160	2967	Sisma X SLO	651.1	0	0	0	0	0
7161	2967	Sisma Y SLO	0	651.1	0	0	0	0	7162	2968	Sisma X SLV	874.4	0	0	0	0	0
7163	2968	Sisma Y SLV	0	874.4	0	0	0	0	7164	2968	Sisma X SLO	651.1	0	0	0	0	0

**PIAZZALE TRIAGE-FABBRICATO-ALLEGATO
ALLA REL. PREDIMENSIONAMENTO
STRUTTURE**

Codice documento
SF0272_F0

<i>Rev</i>	<i>Data</i>
F0	20/06/2011

Indice	Nodo	Condizione	Fx	Fy	Fz	Mx	My	Mz	Indice	Nodo	Condizione	Fx	Fy	Fz	Mx	My	Mz
7165	2968	Sisma Y SLO	0	651.1	0	0	0	0	7166	2969	Sisma X SLV	929.9	0	0	0	0	0
7167	2969	Sisma Y SLV	0	929.9	0	0	0	0	7168	2969	Sisma X SLO	692.4	0	0	0	0	0
7169	2969	Sisma Y SLO	0	692.4	0	0	0	0	7170	2970	Sisma X SLV	943.7	0	0	0	0	0
7171	2970	Sisma Y SLV	0	943.7	0	0	0	0	7172	2970	Sisma X SLO	702.7	0	0	0	0	0
7173	2970	Sisma Y SLO	0	702.7	0	0	0	0	7174	2971	Sisma X SLV	943.7	0	0	0	0	0
7175	2971	Sisma Y SLV	0	943.7	0	0	0	0	7176	2971	Sisma X SLO	702.7	0	0	0	0	0
7177	2971	Sisma Y SLO	0	702.7	0	0	0	0	7178	2972	Sisma X SLV	943.7	0	0	0	0	0
7179	2972	Sisma Y SLV	0	943.7	0	0	0	0	7180	2972	Sisma X SLO	702.7	0	0	0	0	0
7181	2972	Sisma Y SLO	0	702.7	0	0	0	0	7182	2973	Sisma X SLV	943.7	0	0	0	0	0
7183	2973	Sisma Y SLV	0	943.7	0	0	0	0	7184	2973	Sisma X SLO	702.7	0	0	0	0	0
7185	2973	Sisma Y SLO	0	702.7	0	0	0	0	7186	2974	Sisma X SLV	943.7	0	0	0	0	0
7187	2974	Sisma Y SLV	0	943.7	0	0	0	0	7188	2974	Sisma X SLO	702.7	0	0	0	0	0
7189	2974	Sisma Y SLO	0	702.7	0	0	0	0	7190	2975	Sisma X SLV	471.8	0	0	0	0	0
7191	2975	Sisma Y SLV	0	471.8	0	0	0	0	7192	2975	Sisma X SLO	351.3	0	0	0	0	0
7193	2975	Sisma Y SLO	0	351.3	0	0	0	0	7194	2976	Sisma X SLV	499	0	0	0	0	0
7195	2976	Sisma Y SLV	0	499	0	0	0	0	7196	2976	Sisma X SLO	371.6	0	0	0	0	0
7197	2976	Sisma Y SLO	0	371.6	0	0	0	0	7198	2977	Sisma X SLV	734.3	0	0	0	0	0
7199	2977	Sisma Y SLV	0	734.3	0	0	0	0	7200	2977	Sisma X SLO	546.8	0	0	0	0	0
7201	2977	Sisma Y SLO	0	546.8	0	0	0	0	7202	2978	Sisma X SLV	734.3	0	0	0	0	0
7203	2978	Sisma Y SLV	0	734.3	0	0	0	0	7204	2978	Sisma X SLO	546.8	0	0	0	0	0
7205	2978	Sisma Y SLO	0	546.8	0	0	0	0	7206	2979	Sisma X SLV	734.3	0	0	0	0	0
7207	2979	Sisma Y SLV	0	734.3	0	0	0	0	7208	2979	Sisma X SLO	546.8	0	0	0	0	0
7209	2979	Sisma Y SLO	0	546.8	0	0	0	0	7210	2980	Sisma X SLV	1.1E3	0	0	0	0	0
7211	2980	Sisma Y SLV	0	1.1E3	0	0	0	0	7212	2980	Sisma X SLO	802.1	0	0	0	0	0
7213	2980	Sisma Y SLO	0	802.1	0	0	0	0	7214	2981	Sisma X SLV	760.4	0	0	0	0	0
7215	2981	Sisma Y SLV	0	760.4	0	0	0	0	7216	2981	Sisma X SLO	566.2	0	0	0	0	0
7217	2981	Sisma Y SLO	0	566.2	0	0	0	0	7218	2982	Sisma X SLV	760.4	0	0	0	0	0

**PIAZZALE TRIAGE-FABBRICATO-ALLEGATO
ALLA REL. PREDIMENSIONAMENTO
STRUTTURE**

Codice documento
SF0272_F0

<i>Rev</i>	<i>Data</i>
F0	20/06/2011

Indice	Nodo	Condizione	Fx	Fy	Fz	Mx	My	Mz	Indice	Nodo	Condizione	Fx	Fy	Fz	Mx	My	Mz
7219	2982	Sisma Y SLV	0	760.4	0	0	0	0	7220	2982	Sisma X SLO	566.2	0	0	0	0	0
7221	2982	Sisma Y SLO	0	566.2	0	0	0	0	7222	2983	Sisma X SLV	760.4	0	0	0	0	0
7223	2983	Sisma Y SLV	0	760.4	0	0	0	0	7224	2983	Sisma X SLO	566.2	0	0	0	0	0
7225	2983	Sisma Y SLO	0	566.2	0	0	0	0	7226	2984	Sisma X SLV	760.4	0	0	0	0	0
7227	2984	Sisma Y SLV	0	760.4	0	0	0	0	7228	2984	Sisma X SLO	566.2	0	0	0	0	0
7229	2984	Sisma Y SLO	0	566.2	0	0	0	0	7230	2985	Sisma X SLV	1.1E3	0	0	0	0	0
7231	2985	Sisma Y SLV	0	1.1E3	0	0	0	0	7232	2985	Sisma X SLO	825.3	0	0	0	0	0
7233	2985	Sisma Y SLO	0	825.3	0	0	0	0	7234	2986	Sisma X SLV	796.5	0	0	0	0	0
7235	2986	Sisma Y SLV	0	796.5	0	0	0	0	7236	2986	Sisma X SLO	593.1	0	0	0	0	0
7237	2986	Sisma Y SLO	0	593.1	0	0	0	0	7238	2987	Sisma X SLV	796.5	0	0	0	0	0
7239	2987	Sisma Y SLV	0	796.5	0	0	0	0	7240	2987	Sisma X SLO	593.1	0	0	0	0	0
7241	2987	Sisma Y SLO	0	593.1	0	0	0	0	7242	2988	Sisma X SLV	796.5	0	0	0	0	0
7243	2988	Sisma Y SLV	0	796.5	0	0	0	0	7244	2988	Sisma X SLO	593.1	0	0	0	0	0
7245	2988	Sisma Y SLO	0	593.1	0	0	0	0	7246	2989	Sisma X SLV	422	0	0	0	0	0
7247	2989	Sisma Y SLV	0	422	0	0	0	0	7248	2989	Sisma X SLO	314.2	0	0	0	0	0
7249	2989	Sisma Y SLO	0	314.2	0	0	0	0	7250	2990	Sisma X SLV	474.4	0	0	0	0	0
7251	2990	Sisma Y SLV	0	474.4	0	0	0	0	7252	2990	Sisma X SLO	353.2	0	0	0	0	0
7253	2990	Sisma Y SLO	0	353.2	0	0	0	0	7254	2991	Sisma X SLV	948.8	0	0	0	0	0
7255	2991	Sisma Y SLV	0	948.8	0	0	0	0	7256	2991	Sisma X SLO	706.5	0	0	0	0	0
7257	2991	Sisma Y SLO	0	706.5	0	0	0	0	7258	2992	Sisma X SLV	948.8	0	0	0	0	0
7259	2992	Sisma Y SLV	0	948.8	0	0	0	0	7260	2992	Sisma X SLO	706.5	0	0	0	0	0
7261	2992	Sisma Y SLO	0	706.5	0	0	0	0	7262	2993	Sisma X SLV	948.8	0	0	0	0	0
7263	2993	Sisma Y SLV	0	948.8	0	0	0	0	7264	2993	Sisma X SLO	706.5	0	0	0	0	0
7265	2993	Sisma Y SLO	0	706.5	0	0	0	0	7266	2994	Sisma X SLV	948.8	0	0	0	0	0
7267	2994	Sisma Y SLV	0	948.8	0	0	0	0	7268	2994	Sisma X SLO	706.5	0	0	0	0	0
7269	2994	Sisma Y SLO	0	706.5	0	0	0	0	7270	2995	Sisma X SLV	948.8	0	0	0	0	0
7271	2995	Sisma Y SLV	0	948.8	0	0	0	0	7272	2995	Sisma X SLO	706.5	0	0	0	0	0

**PIAZZALE TRIAGE-FABBRICATO-ALLEGATO
ALLA REL. PREDIMENSIONAMENTO
STRUTTURE**

Codice documento
SF0272_F0

<i>Rev</i>	<i>Data</i>
F0	20/06/2011

Indice	Nodo	Condizione	Fx	Fy	Fz	Mx	My	Mz	Indice	Nodo	Condizione	Fx	Fy	Fz	Mx	My	Mz
7273	2995	Sisma Y SLO	0	706.5	0	0	0	0	7274	2996	Sisma X SLV	948.8	0	0	0	0	0
7275	2996	Sisma Y SLV	0	948.8	0	0	0	0	7276	2996	Sisma X SLO	706.5	0	0	0	0	0
7277	2996	Sisma Y SLO	0	706.5	0	0	0	0	7278	2997	Sisma X SLV	968.5	0	0	0	0	0
7279	2997	Sisma Y SLV	0	968.5	0	0	0	0	7280	2997	Sisma X SLO	721.2	0	0	0	0	0
7281	2997	Sisma Y SLO	0	721.2	0	0	0	0	7282	2998	Sisma X SLV	946.6	0	0	0	0	0
7283	2998	Sisma Y SLV	0	946.6	0	0	0	0	7284	2998	Sisma X SLO	704.8	0	0	0	0	0
7285	2998	Sisma Y SLO	0	704.8	0	0	0	0	7286	2999	Sisma X SLV	946.6	0	0	0	0	0
7287	2999	Sisma Y SLV	0	946.6	0	0	0	0	7288	2999	Sisma X SLO	704.8	0	0	0	0	0
7289	2999	Sisma Y SLO	0	704.8	0	0	0	0	7290	3000	Sisma X SLV	946.6	0	0	0	0	0
7291	3000	Sisma Y SLV	0	946.6	0	0	0	0	7292	3000	Sisma X SLO	704.8	0	0	0	0	0
7293	3000	Sisma Y SLO	0	704.8	0	0	0	0	7294	3001	Sisma X SLV	946.6	0	0	0	0	0
7295	3001	Sisma Y SLV	0	946.6	0	0	0	0	7296	3001	Sisma X SLO	704.8	0	0	0	0	0
7297	3001	Sisma Y SLO	0	704.8	0	0	0	0	7298	3002	Sisma X SLV	946.6	0	0	0	0	0
7299	3002	Sisma Y SLV	0	946.6	0	0	0	0	7300	3002	Sisma X SLO	704.8	0	0	0	0	0
7301	3002	Sisma Y SLO	0	704.8	0	0	0	0	7302	3003	Sisma X SLV	946.6	0	0	0	0	0
7303	3003	Sisma Y SLV	0	946.6	0	0	0	0	7304	3003	Sisma X SLO	704.8	0	0	0	0	0
7305	3003	Sisma Y SLO	0	704.8	0	0	0	0	7306	3004	Sisma X SLV	1.3E3	0	0	0	0	0
7307	3004	Sisma Y SLV	0	1.3E3	0	0	0	0	7308	3004	Sisma X SLO	942.4	0	0	0	0	0
7309	3004	Sisma Y SLO	0	942.4	0	0	0	0	7310	3005	Sisma X SLV	924.7	0	0	0	0	0
7311	3005	Sisma Y SLV	0	924.7	0	0	0	0	7312	3005	Sisma X SLO	688.6	0	0	0	0	0
7313	3005	Sisma Y SLO	0	688.6	0	0	0	0	7314	3006	Sisma X SLV	924.7	0	0	0	0	0
7315	3006	Sisma Y SLV	0	924.7	0	0	0	0	7316	3006	Sisma X SLO	688.6	0	0	0	0	0
7317	3006	Sisma Y SLO	0	688.6	0	0	0	0	7318	3007	Sisma X SLV	924.7	0	0	0	0	0
7319	3007	Sisma Y SLV	0	924.7	0	0	0	0	7320	3007	Sisma X SLO	688.6	0	0	0	0	0
7321	3007	Sisma Y SLO	0	688.6	0	0	0	0	7322	3008	Sisma X SLV	924.7	0	0	0	0	0
7323	3008	Sisma Y SLV	0	924.7	0	0	0	0	7324	3008	Sisma X SLO	688.6	0	0	0	0	0
7325	3008	Sisma Y SLO	0	688.6	0	0	0	0	7326	3009	Sisma X SLV	924.7	0	0	0	0	0

**PIAZZALE TRIAGE-FABBRICATO-ALLEGATO
ALLA REL. PREDIMENSIONAMENTO
STRUTTURE**

Codice documento
SF0272_F0

<i>Rev</i>	<i>Data</i>
F0	20/06/2011

Indice	Nodo	Condizione	Fx	Fy	Fz	Mx	My	Mz	Indice	Nodo	Condizione	Fx	Fy	Fz	Mx	My	Mz
7327	3009	Sisma Y SLV	0	924.7	0	0	0	0	7328	3009	Sisma X SLO	688.6	0	0	0	0	0
7329	3009	Sisma Y SLO	0	688.6	0	0	0	0	7330	3010	Sisma X SLV	924.7	0	0	0	0	0
7331	3010	Sisma Y SLV	0	924.7	0	0	0	0	7332	3010	Sisma X SLO	688.6	0	0	0	0	0
7333	3010	Sisma Y SLO	0	688.6	0	0	0	0	7334	3011	Sisma X SLV	594.2	0	0	0	0	0
7335	3011	Sisma Y SLV	0	594.2	0	0	0	0	7336	3011	Sisma X SLO	442.4	0	0	0	0	0
7337	3011	Sisma Y SLO	0	442.4	0	0	0	0	7338	3012	Sisma X SLV	263.6	0	0	0	0	0
7339	3012	Sisma Y SLV	0	263.6	0	0	0	0	7340	3012	Sisma X SLO	196.3	0	0	0	0	0
7341	3012	Sisma Y SLO	0	196.3	0	0	0	0	7342	3013	Sisma X SLV	41.8	0	0	0	0	0
7343	3013	Sisma Y SLV	0	41.8	0	0	0	0	7344	3013	Sisma X SLO	31.1	0	0	0	0	0
7345	3013	Sisma Y SLO	0	31.1	0	0	0	0	7346	3014	Sisma X SLV	263.6	0	0	0	0	0
7347	3014	Sisma Y SLV	0	263.6	0	0	0	0	7348	3014	Sisma X SLO	196.3	0	0	0	0	0
7349	3014	Sisma Y SLO	0	196.3	0	0	0	0	7350	3015	Sisma X SLV	47.5	0	0	0	0	0
7351	3015	Sisma Y SLV	0	47.5	0	0	0	0	7352	3015	Sisma X SLO	35.3	0	0	0	0	0
7353	3015	Sisma Y SLO	0	35.3	0	0	0	0	7354	3016	Sisma X SLV	41.8	0	0	0	0	0
7355	3016	Sisma Y SLV	0	41.8	0	0	0	0	7356	3016	Sisma X SLO	31.1	0	0	0	0	0
7357	3016	Sisma Y SLO	0	31.1	0	0	0	0	7358	3017	Sisma X SLV	263.6	0	0	0	0	0
7359	3017	Sisma Y SLV	0	263.6	0	0	0	0	7360	3017	Sisma X SLO	196.3	0	0	0	0	0
7361	3017	Sisma Y SLO	0	196.3	0	0	0	0	7362	3018	Sisma X SLV	263.6	0	0	0	0	0
7363	3018	Sisma Y SLV	0	263.6	0	0	0	0	7364	3018	Sisma X SLO	196.3	0	0	0	0	0
7365	3018	Sisma Y SLO	0	196.3	0	0	0	0	7366	3019	Sisma X SLV	41.8	0	0	0	0	0
7367	3019	Sisma Y SLV	0	41.8	0	0	0	0	7368	3019	Sisma X SLO	31.1	0	0	0	0	0
7369	3019	Sisma Y SLO	0	31.1	0	0	0	0	7370	3020	Sisma X SLV	263.6	0	0	0	0	0
7371	3020	Sisma Y SLV	0	263.6	0	0	0	0	7372	3020	Sisma X SLO	196.3	0	0	0	0	0
7373	3020	Sisma Y SLO	0	196.3	0	0	0	0	7374	3021	Sisma X SLV	47.5	0	0	0	0	0
7375	3021	Sisma Y SLV	0	47.5	0	0	0	0	7376	3021	Sisma X SLO	35.3	0	0	0	0	0
7377	3021	Sisma Y SLO	0	35.3	0	0	0	0	7378	3022	Sisma X SLV	41.8	0	0	0	0	0
7379	3022	Sisma Y SLV	0	41.8	0	0	0	0	7380	3022	Sisma X SLO	31.1	0	0	0	0	0

**PIAZZALE TRIAGE-FABBRICATO-ALLEGATO
ALLA REL. PREDIMENSIONAMENTO
STRUTTURE**

Codice documento
SF0272_F0

<i>Rev</i>	<i>Data</i>
F0	20/06/2011

Indice	Nodo	Condizione	Fx	Fy	Fz	Mx	My	Mz	Indice	Nodo	Condizione	Fx	Fy	Fz	Mx	My	Mz
7381	3022	Sisma Y SLO	0	31.1	0	0	0	0	7382	3023	Sisma X SLV	263.6	0	0	0	0	0
7383	3023	Sisma Y SLV	0	263.6	0	0	0	0	7384	3023	Sisma X SLO	196.3	0	0	0	0	0
7385	3023	Sisma Y SLO	0	196.3	0	0	0	0	7386	3024	Sisma X SLV	263.6	0	0	0	0	0
7387	3024	Sisma Y SLV	0	263.6	0	0	0	0	7388	3024	Sisma X SLO	196.3	0	0	0	0	0
7389	3024	Sisma Y SLO	0	196.3	0	0	0	0	7390	3025	Sisma X SLV	41.8	0	0	0	0	0
7391	3025	Sisma Y SLV	0	41.8	0	0	0	0	7392	3025	Sisma X SLO	31.1	0	0	0	0	0
7393	3025	Sisma Y SLO	0	31.1	0	0	0	0	7394	3026	Sisma X SLV	263.6	0	0	0	0	0
7395	3026	Sisma Y SLV	0	263.6	0	0	0	0	7396	3026	Sisma X SLO	196.3	0	0	0	0	0
7397	3026	Sisma Y SLO	0	196.3	0	0	0	0	7398	3027	Sisma X SLV	47.5	0	0	0	0	0
7399	3027	Sisma Y SLV	0	47.5	0	0	0	0	7400	3027	Sisma X SLO	35.3	0	0	0	0	0
7401	3027	Sisma Y SLO	0	35.3	0	0	0	0	7402	3028	Sisma X SLV	41.8	0	0	0	0	0
7403	3028	Sisma Y SLV	0	41.8	0	0	0	0	7404	3028	Sisma X SLO	31.1	0	0	0	0	0
7405	3028	Sisma Y SLO	0	31.1	0	0	0	0	7406	3029	Sisma X SLV	263.6	0	0	0	0	0
7407	3029	Sisma Y SLV	0	263.6	0	0	0	0	7408	3029	Sisma X SLO	196.3	0	0	0	0	0
7409	3029	Sisma Y SLO	0	196.3	0	0	0	0	7410	3030	Sisma X SLV	263.6	0	0	0	0	0
7411	3030	Sisma Y SLV	0	263.6	0	0	0	0	7412	3030	Sisma X SLO	196.3	0	0	0	0	0
7413	3030	Sisma Y SLO	0	196.3	0	0	0	0	7414	3031	Sisma X SLV	41.8	0	0	0	0	0
7415	3031	Sisma Y SLV	0	41.8	0	0	0	0	7416	3031	Sisma X SLO	31.1	0	0	0	0	0
7417	3031	Sisma Y SLO	0	31.1	0	0	0	0	7418	3032	Sisma X SLV	263.6	0	0	0	0	0
7419	3032	Sisma Y SLV	0	263.6	0	0	0	0	7420	3032	Sisma X SLO	196.3	0	0	0	0	0
7421	3032	Sisma Y SLO	0	196.3	0	0	0	0	7422	3033	Sisma X SLV	47.5	0	0	0	0	0
7423	3033	Sisma Y SLV	0	47.5	0	0	0	0	7424	3033	Sisma X SLO	35.3	0	0	0	0	0
7425	3033	Sisma Y SLO	0	35.3	0	0	0	0	7426	3034	Sisma X SLV	41.8	0	0	0	0	0
7427	3034	Sisma Y SLV	0	41.8	0	0	0	0	7428	3034	Sisma X SLO	31.1	0	0	0	0	0
7429	3034	Sisma Y SLO	0	31.1	0	0	0	0	7430	3035	Sisma X SLV	263.6	0	0	0	0	0
7431	3035	Sisma Y SLV	0	263.6	0	0	0	0	7432	3035	Sisma X SLO	196.3	0	0	0	0	0
7433	3035	Sisma Y SLO	0	196.3	0	0	0	0	7434	3036	Sisma X SLV	263.6	0	0	0	0	0

**PIAZZALE TRIAGE-FABBRICATO-ALLEGATO
ALLA REL. PREDIMENSIONAMENTO
STRUTTURE**

Codice documento
SF0272_F0

<i>Rev</i>	<i>Data</i>
F0	20/06/2011

Indice	Nodo	Condizione	Fx	Fy	Fz	Mx	My	Mz	Indice	Nodo	Condizione	Fx	Fy	Fz	Mx	My	Mz
7435	3036	Sisma Y SLV	0	263.6	0	0	0	0	7436	3036	Sisma X SLO	196.3	0	0	0	0	0
7437	3036	Sisma Y SLO	0	196.3	0	0	0	0	7438	3037	Sisma X SLV	41.8	0	0	0	0	0
7439	3037	Sisma Y SLV	0	41.8	0	0	0	0	7440	3037	Sisma X SLO	31.1	0	0	0	0	0
7441	3037	Sisma Y SLO	0	31.1	0	0	0	0	7442	3038	Sisma X SLV	263.6	0	0	0	0	0
7443	3038	Sisma Y SLV	0	263.6	0	0	0	0	7444	3038	Sisma X SLO	196.3	0	0	0	0	0
7445	3038	Sisma Y SLO	0	196.3	0	0	0	0	7446	3039	Sisma X SLV	47.5	0	0	0	0	0
7447	3039	Sisma Y SLV	0	47.5	0	0	0	0	7448	3039	Sisma X SLO	35.3	0	0	0	0	0
7449	3039	Sisma Y SLO	0	35.3	0	0	0	0	7450	3040	Sisma X SLV	41.8	0	0	0	0	0
7451	3040	Sisma Y SLV	0	41.8	0	0	0	0	7452	3040	Sisma X SLO	31.1	0	0	0	0	0
7453	3040	Sisma Y SLO	0	31.1	0	0	0	0	7454	3041	Sisma X SLV	263.6	0	0	0	0	0
7455	3041	Sisma Y SLV	0	263.6	0	0	0	0	7456	3041	Sisma X SLO	196.3	0	0	0	0	0
7457	3041	Sisma Y SLO	0	196.3	0	0	0	0	7458	3042	Sisma X SLV	263.6	0	0	0	0	0
7459	3042	Sisma Y SLV	0	263.6	0	0	0	0	7460	3042	Sisma X SLO	196.3	0	0	0	0	0
7461	3042	Sisma Y SLO	0	196.3	0	0	0	0	7462	3043	Sisma X SLV	41.8	0	0	0	0	0
7463	3043	Sisma Y SLV	0	41.8	0	0	0	0	7464	3043	Sisma X SLO	31.1	0	0	0	0	0
7465	3043	Sisma Y SLO	0	31.1	0	0	0	0	7466	3044	Sisma X SLV	263.6	0	0	0	0	0
7467	3044	Sisma Y SLV	0	263.6	0	0	0	0	7468	3044	Sisma X SLO	196.3	0	0	0	0	0
7469	3044	Sisma Y SLO	0	196.3	0	0	0	0	7470	3045	Sisma X SLV	47.5	0	0	0	0	0
7471	3045	Sisma Y SLV	0	47.5	0	0	0	0	7472	3045	Sisma X SLO	35.3	0	0	0	0	0
7473	3045	Sisma Y SLO	0	35.3	0	0	0	0	7474	3046	Sisma X SLV	41.8	0	0	0	0	0
7475	3046	Sisma Y SLV	0	41.8	0	0	0	0	7476	3046	Sisma X SLO	31.1	0	0	0	0	0
7477	3046	Sisma Y SLO	0	31.1	0	0	0	0	7478	3047	Sisma X SLV	263.6	0	0	0	0	0
7479	3047	Sisma Y SLV	0	263.6	0	0	0	0	7480	3047	Sisma X SLO	196.3	0	0	0	0	0
7481	3047	Sisma Y SLO	0	196.3	0	0	0	0	7482	3048	Sisma X SLV	263.6	0	0	0	0	0
7483	3048	Sisma Y SLV	0	263.6	0	0	0	0	7484	3048	Sisma X SLO	196.3	0	0	0	0	0
7485	3048	Sisma Y SLO	0	196.3	0	0	0	0	7486	3049	Sisma X SLV	41.8	0	0	0	0	0
7487	3049	Sisma Y SLV	0	41.8	0	0	0	0	7488	3049	Sisma X SLO	31.1	0	0	0	0	0

**PIAZZALE TRIAGE-FABBRICATO-ALLEGATO
ALLA REL. PREDIMENSIONAMENTO
STRUTTURE**

Codice documento
SF0272_F0

<i>Rev</i>	<i>Data</i>
F0	20/06/2011

Indice	Nodo	Condizione	Fx	Fy	Fz	Mx	My	Mz	Indice	Nodo	Condizione	Fx	Fy	Fz	Mx	My	Mz
7489	3049	Sisma Y SLO	0	31.1	0	0	0	0	7490	3050	Sisma X SLV	263.6	0	0	0	0	0
7491	3050	Sisma Y SLV	0	263.6	0	0	0	0	7492	3050	Sisma X SLO	196.3	0	0	0	0	0
7493	3050	Sisma Y SLO	0	196.3	0	0	0	0	7494	3051	Sisma X SLV	47.5	0	0	0	0	0
7495	3051	Sisma Y SLV	0	47.5	0	0	0	0	7496	3051	Sisma X SLO	35.3	0	0	0	0	0
7497	3051	Sisma Y SLO	0	35.3	0	0	0	0	7498	3052	Sisma X SLV	41.8	0	0	0	0	0
7499	3052	Sisma Y SLV	0	41.8	0	0	0	0	7500	3052	Sisma X SLO	31.1	0	0	0	0	0
7501	3052	Sisma Y SLO	0	31.1	0	0	0	0	7502	3053	Sisma X SLV	263.6	0	0	0	0	0
7503	3053	Sisma Y SLV	0	263.6	0	0	0	0	7504	3053	Sisma X SLO	196.3	0	0	0	0	0
7505	3053	Sisma Y SLO	0	196.3	0	0	0	0	7506	3054	Sisma X SLV	263.6	0	0	0	0	0
7507	3054	Sisma Y SLV	0	263.6	0	0	0	0	7508	3054	Sisma X SLO	196.3	0	0	0	0	0
7509	3054	Sisma Y SLO	0	196.3	0	0	0	0	7510	3055	Sisma X SLV	41.8	0	0	0	0	0
7511	3055	Sisma Y SLV	0	41.8	0	0	0	0	7512	3055	Sisma X SLO	31.1	0	0	0	0	0
7513	3055	Sisma Y SLO	0	31.1	0	0	0	0	7514	3056	Sisma X SLV	263.6	0	0	0	0	0
7515	3056	Sisma Y SLV	0	263.6	0	0	0	0	7516	3056	Sisma X SLO	196.3	0	0	0	0	0
7517	3056	Sisma Y SLO	0	196.3	0	0	0	0	7518	3057	Sisma X SLV	47.5	0	0	0	0	0
7519	3057	Sisma Y SLV	0	47.5	0	0	0	0	7520	3057	Sisma X SLO	35.3	0	0	0	0	0
7521	3057	Sisma Y SLO	0	35.3	0	0	0	0	7522	3058	Sisma X SLV	41.8	0	0	0	0	0
7523	3058	Sisma Y SLV	0	41.8	0	0	0	0	7524	3058	Sisma X SLO	31.1	0	0	0	0	0
7525	3058	Sisma Y SLO	0	31.1	0	0	0	0	7526	3059	Sisma X SLV	263.6	0	0	0	0	0
7527	3059	Sisma Y SLV	0	263.6	0	0	0	0	7528	3059	Sisma X SLO	196.3	0	0	0	0	0
7529	3059	Sisma Y SLO	0	196.3	0	0	0	0	7530	3060	Sisma X SLV	263.6	0	0	0	0	0
7531	3060	Sisma Y SLV	0	263.6	0	0	0	0	7532	3060	Sisma X SLO	196.3	0	0	0	0	0
7533	3060	Sisma Y SLO	0	196.3	0	0	0	0	7534	3061	Sisma X SLV	41.8	0	0	0	0	0
7535	3061	Sisma Y SLV	0	41.8	0	0	0	0	7536	3061	Sisma X SLO	31.1	0	0	0	0	0
7537	3061	Sisma Y SLO	0	31.1	0	0	0	0	7538	3062	Sisma X SLV	263.6	0	0	0	0	0
7539	3062	Sisma Y SLV	0	263.6	0	0	0	0	7540	3062	Sisma X SLO	196.3	0	0	0	0	0
7541	3062	Sisma Y SLO	0	196.3	0	0	0	0	7542	3063	Sisma X SLV	47.5	0	0	0	0	0

**PIAZZALE TRIAGE-FABBRICATO-ALLEGATO
ALLA REL. PREDIMENSIONAMENTO
STRUTTURE**

Codice documento
SF0272_F0

<i>Rev</i>	<i>Data</i>
F0	20/06/2011

Indice	Nodo	Condizione	Fx	Fy	Fz	Mx	My	Mz	Indice	Nodo	Condizione	Fx	Fy	Fz	Mx	My	Mz
7543	3063	Sisma Y SLV	0	47.5	0	0	0	0	7544	3063	Sisma X SLO	35.3	0	0	0	0	0
7545	3063	Sisma Y SLO	0	35.3	0	0	0	0	7546	3064	Sisma X SLV	41.8	0	0	0	0	0
7547	3064	Sisma Y SLV	0	41.8	0	0	0	0	7548	3064	Sisma X SLO	31.1	0	0	0	0	0
7549	3064	Sisma Y SLO	0	31.1	0	0	0	0	7550	3065	Sisma X SLV	263.6	0	0	0	0	0
7551	3065	Sisma Y SLV	0	263.6	0	0	0	0	7552	3065	Sisma X SLO	196.3	0	0	0	0	0
7553	3065	Sisma Y SLO	0	196.3	0	0	0	0	7554	3066	Sisma X SLV	263.6	0	0	0	0	0
7555	3066	Sisma Y SLV	0	263.6	0	0	0	0	7556	3066	Sisma X SLO	196.3	0	0	0	0	0
7557	3066	Sisma Y SLO	0	196.3	0	0	0	0	7558	3067	Sisma X SLV	41.8	0	0	0	0	0
7559	3067	Sisma Y SLV	0	41.8	0	0	0	0	7560	3067	Sisma X SLO	31.1	0	0	0	0	0
7561	3067	Sisma Y SLO	0	31.1	0	0	0	0	7562	3068	Sisma X SLV	263.6	0	0	0	0	0
7563	3068	Sisma Y SLV	0	263.6	0	0	0	0	7564	3068	Sisma X SLO	196.3	0	0	0	0	0
7565	3068	Sisma Y SLO	0	196.3	0	0	0	0	7566	3069	Sisma X SLV	47.5	0	0	0	0	0
7567	3069	Sisma Y SLV	0	47.5	0	0	0	0	7568	3069	Sisma X SLO	35.3	0	0	0	0	0
7569	3069	Sisma Y SLO	0	35.3	0	0	0	0	7570	3070	Sisma X SLV	41.8	0	0	0	0	0
7571	3070	Sisma Y SLV	0	41.8	0	0	0	0	7572	3070	Sisma X SLO	31.1	0	0	0	0	0
7573	3070	Sisma Y SLO	0	31.1	0	0	0	0	7574	3071	Sisma X SLV	263.6	0	0	0	0	0
7575	3071	Sisma Y SLV	0	263.6	0	0	0	0	7576	3071	Sisma X SLO	196.3	0	0	0	0	0
7577	3071	Sisma Y SLO	0	196.3	0	0	0	0	7578	3072	Sisma X SLV	263.6	0	0	0	0	0
7579	3072	Sisma Y SLV	0	263.6	0	0	0	0	7580	3072	Sisma X SLO	196.3	0	0	0	0	0
7581	3072	Sisma Y SLO	0	196.3	0	0	0	0	7582	3073	Sisma X SLV	41.8	0	0	0	0	0
7583	3073	Sisma Y SLV	0	41.8	0	0	0	0	7584	3073	Sisma X SLO	31.1	0	0	0	0	0
7585	3073	Sisma Y SLO	0	31.1	0	0	0	0	7586	3074	Sisma X SLV	263.6	0	0	0	0	0
7587	3074	Sisma Y SLV	0	263.6	0	0	0	0	7588	3074	Sisma X SLO	196.3	0	0	0	0	0
7589	3074	Sisma Y SLO	0	196.3	0	0	0	0	7590	3075	Sisma X SLV	47.5	0	0	0	0	0
7591	3075	Sisma Y SLV	0	47.5	0	0	0	0	7592	3075	Sisma X SLO	35.3	0	0	0	0	0
7593	3075	Sisma Y SLO	0	35.3	0	0	0	0	7594	3076	Sisma X SLV	41.8	0	0	0	0	0
7595	3076	Sisma Y SLV	0	41.8	0	0	0	0	7596	3076	Sisma X SLO	31.1	0	0	0	0	0

**PIAZZALE TRIAGE-FABBRICATO-ALLEGATO
ALLA REL. PREDIMENSIONAMENTO
STRUTTURE**

Codice documento
SF0272_F0

<i>Rev</i>	<i>Data</i>
F0	20/06/2011

Indice	Nodo	Condizione	Fx	Fy	Fz	Mx	My	Mz	Indice	Nodo	Condizione	Fx	Fy	Fz	Mx	My	Mz
7597	3076	Sisma Y SLO	0	31.1	0	0	0	0	7598	3077	Sisma X SLV	263.6	0	0	0	0	0
7599	3077	Sisma Y SLV	0	263.6	0	0	0	0	7600	3077	Sisma X SLO	196.3	0	0	0	0	0
7601	3077	Sisma Y SLO	0	196.3	0	0	0	0	7602	3078	Sisma X SLV	613.8	0	0	0	0	0
7603	3078	Sisma Y SLV	0	613.8	0	0	0	0	7604	3078	Sisma X SLO	457.1	0	0	0	0	0
7605	3078	Sisma Y SLO	0	457.1	0	0	0	0	7606	3079	Sisma X SLV	964.1	0	0	0	0	0
7607	3079	Sisma Y SLV	0	964.1	0	0	0	0	7608	3079	Sisma X SLO	717.9	0	0	0	0	0
7609	3079	Sisma Y SLO	0	717.9	0	0	0	0	7610	3080	Sisma X SLV	964.1	0	0	0	0	0
7611	3080	Sisma Y SLV	0	964.1	0	0	0	0	7612	3080	Sisma X SLO	717.9	0	0	0	0	0
7613	3080	Sisma Y SLO	0	717.9	0	0	0	0	7614	3081	Sisma X SLV	964.1	0	0	0	0	0
7615	3081	Sisma Y SLV	0	964.1	0	0	0	0	7616	3081	Sisma X SLO	717.9	0	0	0	0	0
7617	3081	Sisma Y SLO	0	717.9	0	0	0	0	7618	3082	Sisma X SLV	964.1	0	0	0	0	0
7619	3082	Sisma Y SLV	0	964.1	0	0	0	0	7620	3082	Sisma X SLO	717.9	0	0	0	0	0
7621	3082	Sisma Y SLO	0	717.9	0	0	0	0	7622	3083	Sisma X SLV	1.3E3	0	0	0	0	0
7623	3083	Sisma Y SLV	0	1.3E3	0	0	0	0	7624	3083	Sisma X SLO	966.8	0	0	0	0	0
7625	3083	Sisma Y SLO	0	966.8	0	0	0	0	7626	3084	Sisma X SLV	972.8	0	0	0	0	0
7627	3084	Sisma Y SLV	0	972.8	0	0	0	0	7628	3084	Sisma X SLO	724.4	0	0	0	0	0
7629	3084	Sisma Y SLO	0	724.4	0	0	0	0	7630	3085	Sisma X SLV	972.8	0	0	0	0	0
7631	3085	Sisma Y SLV	0	972.8	0	0	0	0	7632	3085	Sisma X SLO	724.4	0	0	0	0	0
7633	3085	Sisma Y SLO	0	724.4	0	0	0	0	7634	3086	Sisma X SLV	972.8	0	0	0	0	0
7635	3086	Sisma Y SLV	0	972.8	0	0	0	0	7636	3086	Sisma X SLO	724.4	0	0	0	0	0
7637	3086	Sisma Y SLO	0	724.4	0	0	0	0	7638	3087	Sisma X SLV	972.8	0	0	0	0	0
7639	3087	Sisma Y SLV	0	972.8	0	0	0	0	7640	3087	Sisma X SLO	724.4	0	0	0	0	0
7641	3087	Sisma Y SLO	0	724.4	0	0	0	0	7642	3088	Sisma X SLV	972.8	0	0	0	0	0
7643	3088	Sisma Y SLV	0	972.8	0	0	0	0	7644	3088	Sisma X SLO	724.4	0	0	0	0	0
7645	3088	Sisma Y SLO	0	724.4	0	0	0	0	7646	3089	Sisma X SLV	972.8	0	0	0	0	0
7647	3089	Sisma Y SLV	0	972.8	0	0	0	0	7648	3089	Sisma X SLO	724.4	0	0	0	0	0
7649	3089	Sisma Y SLO	0	724.4	0	0	0	0	7650	3090	Sisma X SLV	1.3E3	0	0	0	0	0

**PIAZZALE TRIAGE-FABBRICATO-ALLEGATO
ALLA REL. PREDIMENSIONAMENTO
STRUTTURE**

Codice documento
SF0272_F0

<i>Rev</i>	<i>Data</i>
F0	20/06/2011

Indice	Nodo	Condizione	Fx	Fy	Fz	Mx	My	Mz	Indice	Nodo	Condizione	Fx	Fy	Fz	Mx	My	Mz
7651	3090	Sisma Y SLV	0	1.3E3	0	0	0	0	7652	3090	Sisma X SLO	933.4	0	0	0	0	0
7653	3090	Sisma Y SLO	0	933.4	0	0	0	0	7654	3091	Sisma X SLV	874.4	0	0	0	0	0
7655	3091	Sisma Y SLV	0	874.4	0	0	0	0	7656	3091	Sisma X SLO	651.1	0	0	0	0	0
7657	3091	Sisma Y SLO	0	651.1	0	0	0	0	7658	3092	Sisma X SLV	874.4	0	0	0	0	0
7659	3092	Sisma Y SLV	0	874.4	0	0	0	0	7660	3092	Sisma X SLO	651.1	0	0	0	0	0
7661	3092	Sisma Y SLO	0	651.1	0	0	0	0	7662	3093	Sisma X SLV	874.4	0	0	0	0	0
7663	3093	Sisma Y SLV	0	874.4	0	0	0	0	7664	3093	Sisma X SLO	651.1	0	0	0	0	0
7665	3093	Sisma Y SLO	0	651.1	0	0	0	0	7666	3094	Sisma X SLV	874.4	0	0	0	0	0
7667	3094	Sisma Y SLV	0	874.4	0	0	0	0	7668	3094	Sisma X SLO	651.1	0	0	0	0	0
7669	3094	Sisma Y SLO	0	651.1	0	0	0	0	7670	3095	Sisma X SLV	874.4	0	0	0	0	0
7671	3095	Sisma Y SLV	0	874.4	0	0	0	0	7672	3095	Sisma X SLO	651.1	0	0	0	0	0
7673	3095	Sisma Y SLO	0	651.1	0	0	0	0	7674	3096	Sisma X SLV	874.4	0	0	0	0	0
7675	3096	Sisma Y SLV	0	874.4	0	0	0	0	7676	3096	Sisma X SLO	651.1	0	0	0	0	0
7677	3096	Sisma Y SLO	0	651.1	0	0	0	0	7678	3097	Sisma X SLV	1.2E3	0	0	0	0	0
7679	3097	Sisma Y SLV	0	1.2E3	0	0	0	0	7680	3097	Sisma X SLO	896.8	0	0	0	0	0
7681	3097	Sisma Y SLO	0	896.8	0	0	0	0	7682	3098	Sisma X SLV	874.4	0	0	0	0	0
7683	3098	Sisma Y SLV	0	874.4	0	0	0	0	7684	3098	Sisma X SLO	651.1	0	0	0	0	0
7685	3098	Sisma Y SLO	0	651.1	0	0	0	0	7686	3099	Sisma X SLV	874.4	0	0	0	0	0
7687	3099	Sisma Y SLV	0	874.4	0	0	0	0	7688	3099	Sisma X SLO	651.1	0	0	0	0	0
7689	3099	Sisma Y SLO	0	651.1	0	0	0	0	7690	3100	Sisma X SLV	874.4	0	0	0	0	0
7691	3100	Sisma Y SLV	0	874.4	0	0	0	0	7692	3100	Sisma X SLO	651.1	0	0	0	0	0
7693	3100	Sisma Y SLO	0	651.1	0	0	0	0	7694	3101	Sisma X SLV	874.4	0	0	0	0	0
7695	3101	Sisma Y SLV	0	874.4	0	0	0	0	7696	3101	Sisma X SLO	651.1	0	0	0	0	0
7697	3101	Sisma Y SLO	0	651.1	0	0	0	0	7698	3102	Sisma X SLV	874.4	0	0	0	0	0
7699	3102	Sisma Y SLV	0	874.4	0	0	0	0	7700	3102	Sisma X SLO	651.1	0	0	0	0	0
7701	3102	Sisma Y SLO	0	651.1	0	0	0	0	7702	3103	Sisma X SLV	874.4	0	0	0	0	0
7703	3103	Sisma Y SLV	0	874.4	0	0	0	0	7704	3103	Sisma X SLO	651.1	0	0	0	0	0

**PIAZZALE TRIAGE-FABBRICATO-ALLEGATO
ALLA REL. PREDIMENSIONAMENTO
STRUTTURE**

Codice documento
SF0272_F0

<i>Rev</i>	<i>Data</i>
F0	20/06/2011

Indice	Nodo	Condizione	Fx	Fy	Fz	Mx	My	Mz	Indice	Nodo	Condizione	Fx	Fy	Fz	Mx	My	Mz
7705	3103	Sisma Y SLO	0	651.1	0	0	0	0	7706	3104	Sisma X SLV	1.2E3	0	0	0	0	0
7707	3104	Sisma Y SLV	0	1.2E3	0	0	0	0	7708	3104	Sisma X SLO	896.8	0	0	0	0	0
7709	3104	Sisma Y SLO	0	896.8	0	0	0	0	7710	3105	Sisma X SLV	874.4	0	0	0	0	0
7711	3105	Sisma Y SLV	0	874.4	0	0	0	0	7712	3105	Sisma X SLO	651.1	0	0	0	0	0
7713	3105	Sisma Y SLO	0	651.1	0	0	0	0	7714	3106	Sisma X SLV	874.4	0	0	0	0	0
7715	3106	Sisma Y SLV	0	874.4	0	0	0	0	7716	3106	Sisma X SLO	651.1	0	0	0	0	0
7717	3106	Sisma Y SLO	0	651.1	0	0	0	0	7718	3107	Sisma X SLV	874.4	0	0	0	0	0
7719	3107	Sisma Y SLV	0	874.4	0	0	0	0	7720	3107	Sisma X SLO	651.1	0	0	0	0	0
7721	3107	Sisma Y SLO	0	651.1	0	0	0	0	7722	3108	Sisma X SLV	874.4	0	0	0	0	0
7723	3108	Sisma Y SLV	0	874.4	0	0	0	0	7724	3108	Sisma X SLO	651.1	0	0	0	0	0
7725	3108	Sisma Y SLO	0	651.1	0	0	0	0	7726	3109	Sisma X SLV	874.4	0	0	0	0	0
7727	3109	Sisma Y SLV	0	874.4	0	0	0	0	7728	3109	Sisma X SLO	651.1	0	0	0	0	0
7729	3109	Sisma Y SLO	0	651.1	0	0	0	0	7730	3110	Sisma X SLV	874.4	0	0	0	0	0
7731	3110	Sisma Y SLV	0	874.4	0	0	0	0	7732	3110	Sisma X SLO	651.1	0	0	0	0	0
7733	3110	Sisma Y SLO	0	651.1	0	0	0	0	7734	3111	Sisma X SLV	929.9	0	0	0	0	0
7735	3111	Sisma Y SLV	0	929.9	0	0	0	0	7736	3111	Sisma X SLO	692.4	0	0	0	0	0
7737	3111	Sisma Y SLO	0	692.4	0	0	0	0	7738	3112	Sisma X SLV	943.7	0	0	0	0	0
7739	3112	Sisma Y SLV	0	943.7	0	0	0	0	7740	3112	Sisma X SLO	702.7	0	0	0	0	0
7741	3112	Sisma Y SLO	0	702.7	0	0	0	0	7742	3113	Sisma X SLV	943.7	0	0	0	0	0
7743	3113	Sisma Y SLV	0	943.7	0	0	0	0	7744	3113	Sisma X SLO	702.7	0	0	0	0	0
7745	3113	Sisma Y SLO	0	702.7	0	0	0	0	7746	3114	Sisma X SLV	943.7	0	0	0	0	0
7747	3114	Sisma Y SLV	0	943.7	0	0	0	0	7748	3114	Sisma X SLO	702.7	0	0	0	0	0
7749	3114	Sisma Y SLO	0	702.7	0	0	0	0	7750	3115	Sisma X SLV	943.7	0	0	0	0	0
7751	3115	Sisma Y SLV	0	943.7	0	0	0	0	7752	3115	Sisma X SLO	702.7	0	0	0	0	0
7753	3115	Sisma Y SLO	0	702.7	0	0	0	0	7754	3116	Sisma X SLV	943.7	0	0	0	0	0
7755	3116	Sisma Y SLV	0	943.7	0	0	0	0	7756	3116	Sisma X SLO	702.7	0	0	0	0	0
7757	3116	Sisma Y SLO	0	702.7	0	0	0	0	7758	3117	Sisma X SLV	471.8	0	0	0	0	0

**PIAZZALE TRIAGE-FABBRICATO-ALLEGATO
ALLA REL. PREDIMENSIONAMENTO
STRUTTURE**

Codice documento
SF0272_F0

<i>Rev</i>	<i>Data</i>
F0	20/06/2011

Indice	Nodo	Condizione	Fx	Fy	Fz	Mx	My	Mz	Indice	Nodo	Condizione	Fx	Fy	Fz	Mx	My	Mz
7759	3117	Sisma Y SLV	0	471.8	0	0	0	0	7760	3117	Sisma X SLO	351.3	0	0	0	0	0
7761	3117	Sisma Y SLO	0	351.3	0	0	0	0	7762	3118	Sisma X SLV	499	0	0	0	0	0
7763	3118	Sisma Y SLV	0	499	0	0	0	0	7764	3118	Sisma X SLO	371.6	0	0	0	0	0
7765	3118	Sisma Y SLO	0	371.6	0	0	0	0	7766	3119	Sisma X SLV	734.3	0	0	0	0	0
7767	3119	Sisma Y SLV	0	734.3	0	0	0	0	7768	3119	Sisma X SLO	546.8	0	0	0	0	0
7769	3119	Sisma Y SLO	0	546.8	0	0	0	0	7770	3120	Sisma X SLV	734.3	0	0	0	0	0
7771	3120	Sisma Y SLV	0	734.3	0	0	0	0	7772	3120	Sisma X SLO	546.8	0	0	0	0	0
7773	3120	Sisma Y SLO	0	546.8	0	0	0	0	7774	3121	Sisma X SLV	734.3	0	0	0	0	0
7775	3121	Sisma Y SLV	0	734.3	0	0	0	0	7776	3121	Sisma X SLO	546.8	0	0	0	0	0
7777	3121	Sisma Y SLO	0	546.8	0	0	0	0	7778	3122	Sisma X SLV	1.1E3	0	0	0	0	0
7779	3122	Sisma Y SLV	0	1.1E3	0	0	0	0	7780	3122	Sisma X SLO	802.1	0	0	0	0	0
7781	3122	Sisma Y SLO	0	802.1	0	0	0	0	7782	3123	Sisma X SLV	760.4	0	0	0	0	0
7783	3123	Sisma Y SLV	0	760.4	0	0	0	0	7784	3123	Sisma X SLO	566.2	0	0	0	0	0
7785	3123	Sisma Y SLO	0	566.2	0	0	0	0	7786	3124	Sisma X SLV	760.4	0	0	0	0	0
7787	3124	Sisma Y SLV	0	760.4	0	0	0	0	7788	3124	Sisma X SLO	566.2	0	0	0	0	0
7789	3124	Sisma Y SLO	0	566.2	0	0	0	0	7790	3125	Sisma X SLV	760.4	0	0	0	0	0
7791	3125	Sisma Y SLV	0	760.4	0	0	0	0	7792	3125	Sisma X SLO	566.2	0	0	0	0	0
7793	3125	Sisma Y SLO	0	566.2	0	0	0	0	7794	3126	Sisma X SLV	760.4	0	0	0	0	0
7795	3126	Sisma Y SLV	0	760.4	0	0	0	0	7796	3126	Sisma X SLO	566.2	0	0	0	0	0
7797	3126	Sisma Y SLO	0	566.2	0	0	0	0	7798	3127	Sisma X SLV	1.1E3	0	0	0	0	0
7799	3127	Sisma Y SLV	0	1.1E3	0	0	0	0	7800	3127	Sisma X SLO	825.3	0	0	0	0	0
7801	3127	Sisma Y SLO	0	825.3	0	0	0	0	7802	3128	Sisma X SLV	796.5	0	0	0	0	0
7803	3128	Sisma Y SLV	0	796.5	0	0	0	0	7804	3128	Sisma X SLO	593.1	0	0	0	0	0
7805	3128	Sisma Y SLO	0	593.1	0	0	0	0	7806	3129	Sisma X SLV	796.5	0	0	0	0	0
7807	3129	Sisma Y SLV	0	796.5	0	0	0	0	7808	3129	Sisma X SLO	593.1	0	0	0	0	0
7809	3129	Sisma Y SLO	0	593.1	0	0	0	0	7810	3130	Sisma X SLV	796.5	0	0	0	0	0
7811	3130	Sisma Y SLV	0	796.5	0	0	0	0	7812	3130	Sisma X SLO	593.1	0	0	0	0	0

**PIAZZALE TRIAGE-FABBRICATO-ALLEGATO
ALLA REL. PREDIMENSIONAMENTO
STRUTTURE**

Codice documento
SF0272_F0

<i>Rev</i>	<i>Data</i>
F0	20/06/2011

Indice	Nodo	Condizione	Fx	Fy	Fz	Mx	My	Mz	Indice	Nodo	Condizione	Fx	Fy	Fz	Mx	My	Mz
7813	3130	Sisma Y SLO	0	593.1	0	0	0	0	7814	3131	Sisma X SLV	422	0	0	0	0	0
7815	3131	Sisma Y SLV	0	422	0	0	0	0	7816	3131	Sisma X SLO	314.2	0	0	0	0	0
7817	3131	Sisma Y SLO	0	314.2	0	0	0	0	7818	3132	Sisma X SLV	474.4	0	0	0	0	0
7819	3132	Sisma Y SLV	0	474.4	0	0	0	0	7820	3132	Sisma X SLO	353.2	0	0	0	0	0
7821	3132	Sisma Y SLO	0	353.2	0	0	0	0	7822	3133	Sisma X SLV	948.8	0	0	0	0	0
7823	3133	Sisma Y SLV	0	948.8	0	0	0	0	7824	3133	Sisma X SLO	706.5	0	0	0	0	0
7825	3133	Sisma Y SLO	0	706.5	0	0	0	0	7826	3134	Sisma X SLV	948.8	0	0	0	0	0
7827	3134	Sisma Y SLV	0	948.8	0	0	0	0	7828	3134	Sisma X SLO	706.5	0	0	0	0	0
7829	3134	Sisma Y SLO	0	706.5	0	0	0	0	7830	3135	Sisma X SLV	948.8	0	0	0	0	0
7831	3135	Sisma Y SLV	0	948.8	0	0	0	0	7832	3135	Sisma X SLO	706.5	0	0	0	0	0
7833	3135	Sisma Y SLO	0	706.5	0	0	0	0	7834	3136	Sisma X SLV	948.8	0	0	0	0	0
7835	3136	Sisma Y SLV	0	948.8	0	0	0	0	7836	3136	Sisma X SLO	706.5	0	0	0	0	0
7837	3136	Sisma Y SLO	0	706.5	0	0	0	0	7838	3137	Sisma X SLV	948.8	0	0	0	0	0
7839	3137	Sisma Y SLV	0	948.8	0	0	0	0	7840	3137	Sisma X SLO	706.5	0	0	0	0	0
7841	3137	Sisma Y SLO	0	706.5	0	0	0	0	7842	3138	Sisma X SLV	948.8	0	0	0	0	0
7843	3138	Sisma Y SLV	0	948.8	0	0	0	0	7844	3138	Sisma X SLO	706.5	0	0	0	0	0
7845	3138	Sisma Y SLO	0	706.5	0	0	0	0	7846	3139	Sisma X SLV	968.5	0	0	0	0	0
7847	3139	Sisma Y SLV	0	968.5	0	0	0	0	7848	3139	Sisma X SLO	721.2	0	0	0	0	0
7849	3139	Sisma Y SLO	0	721.2	0	0	0	0	7850	3140	Sisma X SLV	946.6	0	0	0	0	0
7851	3140	Sisma Y SLV	0	946.6	0	0	0	0	7852	3140	Sisma X SLO	704.8	0	0	0	0	0
7853	3140	Sisma Y SLO	0	704.8	0	0	0	0	7854	3141	Sisma X SLV	946.6	0	0	0	0	0
7855	3141	Sisma Y SLV	0	946.6	0	0	0	0	7856	3141	Sisma X SLO	704.8	0	0	0	0	0
7857	3141	Sisma Y SLO	0	704.8	0	0	0	0	7858	3142	Sisma X SLV	946.6	0	0	0	0	0
7859	3142	Sisma Y SLV	0	946.6	0	0	0	0	7860	3142	Sisma X SLO	704.8	0	0	0	0	0
7861	3142	Sisma Y SLO	0	704.8	0	0	0	0	7862	3143	Sisma X SLV	946.6	0	0	0	0	0
7863	3143	Sisma Y SLV	0	946.6	0	0	0	0	7864	3143	Sisma X SLO	704.8	0	0	0	0	0
7865	3143	Sisma Y SLO	0	704.8	0	0	0	0	7866	3144	Sisma X SLV	946.6	0	0	0	0	0

Indice	Nodo	Condizione	Fx	Fy	Fz	Mx	My	Mz	Indice	Nodo	Condizione	Fx	Fy	Fz	Mx	My	Mz
7867	3144	Sisma Y SLV	0	946.6	0	0	0	0	7868	3144	Sisma X SLO	704.8	0	0	0	0	0
7869	3144	Sisma Y SLO	0	704.8	0	0	0	0	7870	3145	Sisma X SLV	946.6	0	0	0	0	0
7871	3145	Sisma Y SLV	0	946.6	0	0	0	0	7872	3145	Sisma X SLO	704.8	0	0	0	0	0
7873	3145	Sisma Y SLO	0	704.8	0	0	0	0	7874	3146	Sisma X SLV	1.3E3	0	0	0	0	0
7875	3146	Sisma Y SLV	0	1.3E3	0	0	0	0	7876	3146	Sisma X SLO	942.4	0	0	0	0	0
7877	3146	Sisma Y SLO	0	942.4	0	0	0	0	7878	3147	Sisma X SLV	924.7	0	0	0	0	0
7879	3147	Sisma Y SLV	0	924.7	0	0	0	0	7880	3147	Sisma X SLO	688.6	0	0	0	0	0
7881	3147	Sisma Y SLO	0	688.6	0	0	0	0	7882	3148	Sisma X SLV	924.7	0	0	0	0	0
7883	3148	Sisma Y SLV	0	924.7	0	0	0	0	7884	3148	Sisma X SLO	688.6	0	0	0	0	0
7885	3148	Sisma Y SLO	0	688.6	0	0	0	0	7886	3149	Sisma X SLV	924.7	0	0	0	0	0
7887	3149	Sisma Y SLV	0	924.7	0	0	0	0	7888	3149	Sisma X SLO	688.6	0	0	0	0	0
7889	3149	Sisma Y SLO	0	688.6	0	0	0	0	7890	3150	Sisma X SLV	924.7	0	0	0	0	0
7891	3150	Sisma Y SLV	0	924.7	0	0	0	0	7892	3150	Sisma X SLO	688.6	0	0	0	0	0
7893	3150	Sisma Y SLO	0	688.6	0	0	0	0	7894	3151	Sisma X SLV	924.7	0	0	0	0	0
7895	3151	Sisma Y SLV	0	924.7	0	0	0	0	7896	3151	Sisma X SLO	688.6	0	0	0	0	0
7897	3151	Sisma Y SLO	0	688.6	0	0	0	0	7898	3152	Sisma X SLV	924.7	0	0	0	0	0
7899	3152	Sisma Y SLV	0	924.7	0	0	0	0	7900	3152	Sisma X SLO	688.6	0	0	0	0	0
7901	3152	Sisma Y SLO	0	688.6	0	0	0	0	7902	3153	Sisma X SLV	594.2	0	0	0	0	0
7903	3153	Sisma Y SLV	0	594.2	0	0	0	0	7904	3153	Sisma X SLO	442.4	0	0	0	0	0
7905	3153	Sisma Y SLO	0	442.4	0	0	0	0									

Carichi concentrati sismici

Indice: Numero dell'elemento nell'insieme che lo contiene.

Nodo: Nodo su cui agisce il carico.

Condizione: Condizione elementare mappata nella quale agisce il carico.

Fx: Componente della forza lungo l'asse X. [daN]

Fy: Componente della forza lungo l'asse Y. [daN]

Fz: Componente della forza lungo l'asse Z. [daN]

*Mz: Componente del momento attorno all'asse Z. [daN*cm]*

Peso: Peso sismico. [daN]

Gamma: Coefficiente gamma. Il valore è adimensionale.

**PIAZZALE TRIAGE-FABBRICATO-ALLEGATO
ALLA REL. PREDIMENSIONAMENTO
STRUTTURE**

Codice documento
SF0272_F0

<i>Rev</i>	<i>Data</i>
F0	20/06/2011

Indice	Nodo	Condizione	Fx	Fy	Fz	Mz	Peso	Gamma	Indice	Nodo	Condizione	Fx	Fy	Fz	Mz	Peso	Gamma
1802	1628	Sisma X SLV	9.6	0	0	0	2.4E2	0.132	1803	1628	Sisma Y SLV	0	9.6	0	0	2.4E2	0.132
1804	1628	Sisma X SLO	7.1	0	0	0	2.4E2	0.132	1805	1628	Sisma Y SLO	0	7.1	0	0	2.4E2	0.132
1806	1629	Sisma X SLV	9.6	0	0	0	2.4E2	0.132	1807	1629	Sisma Y SLV	0	9.6	0	0	2.4E2	0.132
1808	1629	Sisma X SLO	7.1	0	0	0	2.4E2	0.132	1809	1629	Sisma Y SLO	0	7.1	0	0	2.4E2	0.132
1810	1630	Sisma X SLV	9.6	0	0	0	2.4E2	0.132	1811	1630	Sisma Y SLV	0	9.6	0	0	2.4E2	0.132
1812	1630	Sisma X SLO	7.1	0	0	0	2.4E2	0.132	1813	1630	Sisma Y SLO	0	7.1	0	0	2.4E2	0.132
1814	1631	Sisma X SLV	9.6	0	0	0	2.4E2	0.132	1815	1631	Sisma Y SLV	0	9.6	0	0	2.4E2	0.132
1816	1631	Sisma X SLO	7.1	0	0	0	2.4E2	0.132	1817	1631	Sisma Y SLO	0	7.1	0	0	2.4E2	0.132
1818	1632	Sisma X SLV	9.6	0	0	0	2.4E2	0.132	1819	1632	Sisma Y SLV	0	9.6	0	0	2.4E2	0.132
1820	1632	Sisma X SLO	7.1	0	0	0	2.4E2	0.132	1821	1632	Sisma Y SLO	0	7.1	0	0	2.4E2	0.132
1822	1633	Sisma X SLV	9.6	0	0	0	2.4E2	0.132	1823	1633	Sisma Y SLV	0	9.6	0	0	2.4E2	0.132
1824	1633	Sisma X SLO	7.2	0	0	0	2.4E2	0.132	1825	1633	Sisma Y SLO	0	7.2	0	0	2.4E2	0.132
1826	1634	Sisma X SLV	9.7	0	0	0	2.4E2	0.132	1827	1634	Sisma Y SLV	0	9.7	0	0	2.4E2	0.132
1828	1634	Sisma X SLO	7.2	0	0	0	2.4E2	0.132	1829	1634	Sisma Y SLO	0	7.2	0	0	2.4E2	0.132
1830	1635	Sisma X SLV	9.7	0	0	0	2.4E2	0.132	1831	1635	Sisma Y SLV	0	9.7	0	0	2.4E2	0.132
1832	1635	Sisma X SLO	7.2	0	0	0	2.4E2	0.132	1833	1635	Sisma Y SLO	0	7.2	0	0	2.4E2	0.132
1834	1636	Sisma X SLV	9.7	0	0	0	2.4E2	0.132	1835	1636	Sisma Y SLV	0	9.7	0	0	2.4E2	0.132
1836	1636	Sisma X SLO	7.2	0	0	0	2.4E2	0.132	1837	1636	Sisma Y SLO	0	7.2	0	0	2.4E2	0.132
1838	1637	Sisma X SLV	9.7	0	0	0	2.4E2	0.132	1839	1637	Sisma Y SLV	0	9.7	0	0	2.4E2	0.132
1840	1637	Sisma X SLO	7.2	0	0	0	2.4E2	0.132	1841	1637	Sisma Y SLO	0	7.2	0	0	2.4E2	0.132
1842	1638	Sisma X SLV	9.7	0	0	0	2.4E2	0.132	1843	1638	Sisma Y SLV	0	9.7	0	0	2.4E2	0.132
1844	1638	Sisma X SLO	7.2	0	0	0	2.4E2	0.132	1845	1638	Sisma Y SLO	0	7.2	0	0	2.4E2	0.132
1846	1639	Sisma X SLV	9.7	0	0	0	2.4E2	0.132	1847	1639	Sisma Y SLV	0	9.7	0	0	2.4E2	0.132
1848	1639	Sisma X SLO	7.2	0	0	0	2.4E2	0.132	1849	1639	Sisma Y SLO	0	7.2	0	0	2.4E2	0.132
1850	1640	Sisma X SLV	9.2	0	0	0	2.3E2	0.132	1851	1640	Sisma Y SLV	0	9.2	0	0	2.3E2	0.132
1852	1640	Sisma X SLO	6.8	0	0	0	2.3E2	0.132	1853	1640	Sisma Y SLO	0	6.8	0	0	2.3E2	0.132
1854	1641	Sisma X SLV	8.7	0	0	0	2.2E2	0.132	1855	1641	Sisma Y SLV	0	8.7	0	0	2.2E2	0.132

**PIAZZALE TRIAGE-FABBRICATO-ALLEGATO
ALLA REL. PREDIMENSIONAMENTO
STRUTTURE**

Codice documento
SF0272_F0

<i>Rev</i>	<i>Data</i>
F0	20/06/2011

Indice	Nodo	Condizione	Fx	Fy	Fz	Mz	Peso	Gamma	Indice	Nodo	Condizione	Fx	Fy	Fz	Mz	Peso	Gamma
1856	1641	Sisma X SLO	6.5	0	0	0	2.2E2	0.132	1857	1641	Sisma Y SLO	0	6.5	0	0	2.2E2	0.132
1858	1642	Sisma X SLV	8.7	0	0	0	2.2E2	0.132	1859	1642	Sisma Y SLV	0	8.7	0	0	2.2E2	0.132
1860	1642	Sisma X SLO	6.5	0	0	0	2.2E2	0.132	1861	1642	Sisma Y SLO	0	6.5	0	0	2.2E2	0.132
1862	1643	Sisma X SLV	8.7	0	0	0	2.2E2	0.132	1863	1643	Sisma Y SLV	0	8.7	0	0	2.2E2	0.132
1864	1643	Sisma X SLO	6.5	0	0	0	2.2E2	0.132	1865	1643	Sisma Y SLO	0	6.5	0	0	2.2E2	0.132
1866	1644	Sisma X SLV	8.7	0	0	0	2.2E2	0.132	1867	1644	Sisma Y SLV	0	8.7	0	0	2.2E2	0.132
1868	1644	Sisma X SLO	6.5	0	0	0	2.2E2	0.132	1869	1644	Sisma Y SLO	0	6.5	0	0	2.2E2	0.132
1870	1645	Sisma X SLV	8.7	0	0	0	2.2E2	0.132	1871	1645	Sisma Y SLV	0	8.7	0	0	2.2E2	0.132
1872	1645	Sisma X SLO	6.5	0	0	0	2.2E2	0.132	1873	1645	Sisma Y SLO	0	6.5	0	0	2.2E2	0.132
1874	1646	Sisma X SLV	8.7	0	0	0	2.2E2	0.132	1875	1646	Sisma Y SLV	0	8.7	0	0	2.2E2	0.132
1876	1646	Sisma X SLO	6.5	0	0	0	2.2E2	0.132	1877	1646	Sisma Y SLO	0	6.5	0	0	2.2E2	0.132
1878	1647	Sisma X SLV	8.7	0	0	0	2.2E2	0.132	1879	1647	Sisma Y SLV	0	8.7	0	0	2.2E2	0.132
1880	1647	Sisma X SLO	6.5	0	0	0	2.2E2	0.132	1881	1647	Sisma Y SLO	0	6.5	0	0	2.2E2	0.132
1882	1648	Sisma X SLV	8.7	0	0	0	2.2E2	0.132	1883	1648	Sisma Y SLV	0	8.7	0	0	2.2E2	0.132
1884	1648	Sisma X SLO	6.5	0	0	0	2.2E2	0.132	1885	1648	Sisma Y SLO	0	6.5	0	0	2.2E2	0.132
1886	1649	Sisma X SLV	8.7	0	0	0	2.2E2	0.132	1887	1649	Sisma Y SLV	0	8.7	0	0	2.2E2	0.132
1888	1649	Sisma X SLO	6.5	0	0	0	2.2E2	0.132	1889	1649	Sisma Y SLO	0	6.5	0	0	2.2E2	0.132
1890	1650	Sisma X SLV	8.7	0	0	0	2.2E2	0.132	1891	1650	Sisma Y SLV	0	8.7	0	0	2.2E2	0.132
1892	1650	Sisma X SLO	6.5	0	0	0	2.2E2	0.132	1893	1650	Sisma Y SLO	0	6.5	0	0	2.2E2	0.132
1894	1651	Sisma X SLV	8.7	0	0	0	2.2E2	0.132	1895	1651	Sisma Y SLV	0	8.7	0	0	2.2E2	0.132
1896	1651	Sisma X SLO	6.5	0	0	0	2.2E2	0.132	1897	1651	Sisma Y SLO	0	6.5	0	0	2.2E2	0.132
1898	1652	Sisma X SLV	8.7	0	0	0	2.2E2	0.132	1899	1652	Sisma Y SLV	0	8.7	0	0	2.2E2	0.132
1900	1652	Sisma X SLO	6.5	0	0	0	2.2E2	0.132	1901	1652	Sisma Y SLO	0	6.5	0	0	2.2E2	0.132
1902	1653	Sisma X SLV	8.7	0	0	0	2.2E2	0.132	1903	1653	Sisma Y SLV	0	8.7	0	0	2.2E2	0.132
1904	1653	Sisma X SLO	6.5	0	0	0	2.2E2	0.132	1905	1653	Sisma Y SLO	0	6.5	0	0	2.2E2	0.132
1906	1654	Sisma X SLV	8.7	0	0	0	2.2E2	0.132	1907	1654	Sisma Y SLV	0	8.7	0	0	2.2E2	0.132
1908	1654	Sisma X SLO	6.5	0	0	0	2.2E2	0.132	1909	1654	Sisma Y SLO	0	6.5	0	0	2.2E2	0.132

**PIAZZALE TRIAGE-FABBRICATO-ALLEGATO
ALLA REL. PREDIMENSIONAMENTO
STRUTTURE**

Codice documento
SF0272_F0

<i>Rev</i>	<i>Data</i>
F0	20/06/2011

Indice	Nodo	Condizione	Fx	Fy	Fz	Mz	Peso	Gamma	Indice	Nodo	Condizione	Fx	Fy	Fz	Mz	Peso	Gamma
1910	1655	Sisma X SLV	8.7	0	0	0	2.2E2	0.132	1911	1655	Sisma Y SLV	0	8.7	0	0	2.2E2	0.132
1912	1655	Sisma X SLO	6.5	0	0	0	2.2E2	0.132	1913	1655	Sisma Y SLO	0	6.5	0	0	2.2E2	0.132
1914	1656	Sisma X SLV	8.7	0	0	0	2.2E2	0.132	1915	1656	Sisma Y SLV	0	8.7	0	0	2.2E2	0.132
1916	1656	Sisma X SLO	6.5	0	0	0	2.2E2	0.132	1917	1656	Sisma Y SLO	0	6.5	0	0	2.2E2	0.132
1918	1657	Sisma X SLV	8.7	0	0	0	2.2E2	0.132	1919	1657	Sisma Y SLV	0	8.7	0	0	2.2E2	0.132
1920	1657	Sisma X SLO	6.5	0	0	0	2.2E2	0.132	1921	1657	Sisma Y SLO	0	6.5	0	0	2.2E2	0.132
1922	1658	Sisma X SLV	8.7	0	0	0	2.2E2	0.132	1923	1658	Sisma Y SLV	0	8.7	0	0	2.2E2	0.132
1924	1658	Sisma X SLO	6.5	0	0	0	2.2E2	0.132	1925	1658	Sisma Y SLO	0	6.5	0	0	2.2E2	0.132
1926	1659	Sisma X SLV	8.7	0	0	0	2.2E2	0.132	1927	1659	Sisma Y SLV	0	8.7	0	0	2.2E2	0.132
1928	1659	Sisma X SLO	6.5	0	0	0	2.2E2	0.132	1929	1659	Sisma Y SLO	0	6.5	0	0	2.2E2	0.132
1930	1660	Sisma X SLV	8.7	0	0	0	2.2E2	0.132	1931	1660	Sisma Y SLV	0	8.7	0	0	2.2E2	0.132
1932	1660	Sisma X SLO	6.5	0	0	0	2.2E2	0.132	1933	1660	Sisma Y SLO	0	6.5	0	0	2.2E2	0.132
1934	1661	Sisma X SLV	13.2	0	0	0	3.3E2	0.132	1935	1661	Sisma Y SLV	0	13.2	0	0	3.3E2	0.132
1936	1661	Sisma X SLO	9.9	0	0	0	3.3E2	0.132	1937	1661	Sisma Y SLO	0	9.9	0	0	3.3E2	0.132
1938	1662	Sisma X SLV	9.4	0	0	0	2.3E2	0.132	1939	1662	Sisma Y SLV	0	9.4	0	0	2.3E2	0.132
1940	1662	Sisma X SLO	7	0	0	0	2.3E2	0.132	1941	1662	Sisma Y SLO	0	7	0	0	2.3E2	0.132
1942	1663	Sisma X SLV	9.4	0	0	0	2.3E2	0.132	1943	1663	Sisma Y SLV	0	9.4	0	0	2.3E2	0.132
1944	1663	Sisma X SLO	7	0	0	0	2.3E2	0.132	1945	1663	Sisma Y SLO	0	7	0	0	2.3E2	0.132
1946	1664	Sisma X SLV	9.4	0	0	0	2.3E2	0.132	1947	1664	Sisma Y SLV	0	9.4	0	0	2.3E2	0.132
1948	1664	Sisma X SLO	7	0	0	0	2.3E2	0.132	1949	1664	Sisma Y SLO	0	7	0	0	2.3E2	0.132
1950	1665	Sisma X SLV	9.4	0	0	0	2.3E2	0.132	1951	1665	Sisma Y SLV	0	9.4	0	0	2.3E2	0.132
1952	1665	Sisma X SLO	7	0	0	0	2.3E2	0.132	1953	1665	Sisma Y SLO	0	7	0	0	2.3E2	0.132
1954	1666	Sisma X SLV	9.4	0	0	0	2.3E2	0.132	1955	1666	Sisma Y SLV	0	9.4	0	0	2.3E2	0.132
1956	1666	Sisma X SLO	7	0	0	0	2.3E2	0.132	1957	1666	Sisma Y SLO	0	7	0	0	2.3E2	0.132
1958	1667	Sisma X SLV	4.7	0	0	0	1.2E2	0.132	1959	1667	Sisma Y SLV	0	4.7	0	0	1.2E2	0.132
1960	1667	Sisma X SLO	3.5	0	0	0	1.2E2	0.132	1961	1667	Sisma Y SLO	0	3.5	0	0	1.2E2	0.132
1962	1668	Sisma X SLV	9.5	0	0	0	2.4E2	0.132	1963	1668	Sisma Y SLV	0	9.5	0	0	2.4E2	0.132

**PIAZZALE TRIAGE-FABBRICATO-ALLEGATO
ALLA REL. PREDIMENSIONAMENTO
STRUTTURE**

Codice documento
SF0272_F0

<i>Rev</i>	<i>Data</i>
F0	20/06/2011

Indice	Nodo	Condizione	Fx	Fy	Fz	Mz	Peso	Gamma	Indice	Nodo	Condizione	Fx	Fy	Fz	Mz	Peso	Gamma
1964	1668	Sisma X SLO	7.1	0	0	0	2.4E2	0.132	1965	1668	Sisma Y SLO	0	7.1	0	0	2.4E2	0.132
1966	1669	Sisma X SLV	9.4	0	0	0	2.3E2	0.132	1967	1669	Sisma Y SLV	0	9.4	0	0	2.3E2	0.132
1968	1669	Sisma X SLO	7	0	0	0	2.3E2	0.132	1969	1669	Sisma Y SLO	0	7	0	0	2.3E2	0.132
1970	1670	Sisma X SLV	9.4	0	0	0	2.3E2	0.132	1971	1670	Sisma Y SLV	0	9.4	0	0	2.3E2	0.132
1972	1670	Sisma X SLO	7	0	0	0	2.3E2	0.132	1973	1670	Sisma Y SLO	0	7	0	0	2.3E2	0.132
1974	1671	Sisma X SLV	9.4	0	0	0	2.3E2	0.132	1975	1671	Sisma Y SLV	0	9.4	0	0	2.3E2	0.132
1976	1671	Sisma X SLO	7	0	0	0	2.3E2	0.132	1977	1671	Sisma Y SLO	0	7	0	0	2.3E2	0.132
1978	1672	Sisma X SLV	9.6	0	0	0	2.4E2	0.132	1979	1672	Sisma Y SLV	0	9.6	0	0	2.4E2	0.132
1980	1672	Sisma X SLO	7.2	0	0	0	2.4E2	0.132	1981	1672	Sisma Y SLO	0	7.2	0	0	2.4E2	0.132
1982	1673	Sisma X SLV	9.8	0	0	0	2.4E2	0.132	1983	1673	Sisma Y SLV	0	9.8	0	0	2.4E2	0.132
1984	1673	Sisma X SLO	7.3	0	0	0	2.4E2	0.132	1985	1673	Sisma Y SLO	0	7.3	0	0	2.4E2	0.132
1986	1674	Sisma X SLV	9.8	0	0	0	2.4E2	0.132	1987	1674	Sisma Y SLV	0	9.8	0	0	2.4E2	0.132
1988	1674	Sisma X SLO	7.3	0	0	0	2.4E2	0.132	1989	1674	Sisma Y SLO	0	7.3	0	0	2.4E2	0.132
1990	1675	Sisma X SLV	9.8	0	0	0	2.4E2	0.132	1991	1675	Sisma Y SLV	0	9.8	0	0	2.4E2	0.132
1992	1675	Sisma X SLO	7.3	0	0	0	2.4E2	0.132	1993	1675	Sisma Y SLO	0	7.3	0	0	2.4E2	0.132
1994	1676	Sisma X SLV	9.8	0	0	0	2.4E2	0.132	1995	1676	Sisma Y SLV	0	9.8	0	0	2.4E2	0.132
1996	1676	Sisma X SLO	7.3	0	0	0	2.4E2	0.132	1997	1676	Sisma Y SLO	0	7.3	0	0	2.4E2	0.132
1998	1677	Sisma X SLV	10	0	0	0	2.5E2	0.132	1999	1677	Sisma Y SLV	0	10	0	0	2.5E2	0.132
2000	1677	Sisma X SLO	7.5	0	0	0	2.5E2	0.132	2001	1677	Sisma Y SLO	0	7.5	0	0	2.5E2	0.132
2002	1678	Sisma X SLV	10.2	0	0	0	2.5E2	0.132	2003	1678	Sisma Y SLV	0	10.2	0	0	2.5E2	0.132
2004	1678	Sisma X SLO	7.6	0	0	0	2.5E2	0.132	2005	1678	Sisma Y SLO	0	7.6	0	0	2.5E2	0.132
2006	1679	Sisma X SLV	10.2	0	0	0	2.5E2	0.132	2007	1679	Sisma Y SLV	0	10.2	0	0	2.5E2	0.132
2008	1679	Sisma X SLO	7.6	0	0	0	2.5E2	0.132	2009	1679	Sisma Y SLO	0	7.6	0	0	2.5E2	0.132
2010	1680	Sisma X SLV	10.2	0	0	0	2.5E2	0.132	2011	1680	Sisma Y SLV	0	10.2	0	0	2.5E2	0.132
2012	1680	Sisma X SLO	7.6	0	0	0	2.5E2	0.132	2013	1680	Sisma Y SLO	0	7.6	0	0	2.5E2	0.132
2014	1681	Sisma X SLV	9.9	0	0	0	2.5E2	0.132	2015	1681	Sisma Y SLV	0	9.9	0	0	2.5E2	0.132
2016	1681	Sisma X SLO	7.4	0	0	0	2.5E2	0.132	2017	1681	Sisma Y SLO	0	7.4	0	0	2.5E2	0.132

**PIAZZALE TRIAGE-FABBRICATO-ALLEGATO
ALLA REL. PREDIMENSIONAMENTO
STRUTTURE**

Codice documento
SF0272_F0

<i>Rev</i>	<i>Data</i>
F0	20/06/2011

Indice	Nodo	Condizione	Fx	Fy	Fz	Mz	Peso	Gamma	Indice	Nodo	Condizione	Fx	Fy	Fz	Mz	Peso	Gamma
2018	1682	Sisma X SLV	4.7	0	0	0	1.2E2	0.132	2019	1682	Sisma Y SLV	0	4.7	0	0	1.2E2	0.132
2020	1682	Sisma X SLO	3.5	0	0	0	1.2E2	0.132	2021	1682	Sisma Y SLO	0	3.5	0	0	1.2E2	0.132
2022	1683	Sisma X SLV	9.4	0	0	0	2.3E2	0.132	2023	1683	Sisma Y SLV	0	9.4	0	0	2.3E2	0.132
2024	1683	Sisma X SLO	7	0	0	0	2.3E2	0.132	2025	1683	Sisma Y SLO	0	7	0	0	2.3E2	0.132
2026	1684	Sisma X SLV	9.4	0	0	0	2.3E2	0.132	2027	1684	Sisma Y SLV	0	9.4	0	0	2.3E2	0.132
2028	1684	Sisma X SLO	7	0	0	0	2.3E2	0.132	2029	1684	Sisma Y SLO	0	7	0	0	2.3E2	0.132
2030	1685	Sisma X SLV	9.4	0	0	0	2.3E2	0.132	2031	1685	Sisma Y SLV	0	9.4	0	0	2.3E2	0.132
2032	1685	Sisma X SLO	7	0	0	0	2.3E2	0.132	2033	1685	Sisma Y SLO	0	7	0	0	2.3E2	0.132
2034	1686	Sisma X SLV	9.4	0	0	0	2.3E2	0.132	2035	1686	Sisma Y SLV	0	9.4	0	0	2.3E2	0.132
2036	1686	Sisma X SLO	7	0	0	0	2.3E2	0.132	2037	1686	Sisma Y SLO	0	7	0	0	2.3E2	0.132
2038	1687	Sisma X SLV	9.4	0	0	0	2.3E2	0.132	2039	1687	Sisma Y SLV	0	9.4	0	0	2.3E2	0.132
2040	1687	Sisma X SLO	7	0	0	0	2.3E2	0.132	2041	1687	Sisma Y SLO	0	7	0	0	2.3E2	0.132
2042	1688	Sisma X SLV	9.4	0	0	0	2.3E2	0.132	2043	1688	Sisma Y SLV	0	9.4	0	0	2.3E2	0.132
2044	1688	Sisma X SLO	7	0	0	0	2.3E2	0.132	2045	1688	Sisma Y SLO	0	7	0	0	2.3E2	0.132
2046	1689	Sisma X SLV	13.6	0	0	0	3.4E2	0.132	2047	1689	Sisma Y SLV	0	13.6	0	0	3.4E2	0.132
2048	1689	Sisma X SLO	10.1	0	0	0	3.4E2	0.132	2049	1689	Sisma Y SLO	0	10.1	0	0	3.4E2	0.132
2050	1690	Sisma X SLV	9.4	0	0	0	2.3E2	0.132	2051	1690	Sisma Y SLV	0	9.4	0	0	2.3E2	0.132
2052	1690	Sisma X SLO	7	0	0	0	2.3E2	0.132	2053	1690	Sisma Y SLO	0	7	0	0	2.3E2	0.132
2054	1691	Sisma X SLV	9.4	0	0	0	2.3E2	0.132	2055	1691	Sisma Y SLV	0	9.4	0	0	2.3E2	0.132
2056	1691	Sisma X SLO	7	0	0	0	2.3E2	0.132	2057	1691	Sisma Y SLO	0	7	0	0	2.3E2	0.132
2058	1692	Sisma X SLV	9.4	0	0	0	2.3E2	0.132	2059	1692	Sisma Y SLV	0	9.4	0	0	2.3E2	0.132
2060	1692	Sisma X SLO	7	0	0	0	2.3E2	0.132	2061	1692	Sisma Y SLO	0	7	0	0	2.3E2	0.132
2062	1693	Sisma X SLV	9.4	0	0	0	2.3E2	0.132	2063	1693	Sisma Y SLV	0	9.4	0	0	2.3E2	0.132
2064	1693	Sisma X SLO	7	0	0	0	2.3E2	0.132	2065	1693	Sisma Y SLO	0	7	0	0	2.3E2	0.132
2066	1694	Sisma X SLV	9.4	0	0	0	2.3E2	0.132	2067	1694	Sisma Y SLV	0	9.4	0	0	2.3E2	0.132
2068	1694	Sisma X SLO	7	0	0	0	2.3E2	0.132	2069	1694	Sisma Y SLO	0	7	0	0	2.3E2	0.132
2070	1695	Sisma X SLV	9.4	0	0	0	2.3E2	0.132	2071	1695	Sisma Y SLV	0	9.4	0	0	2.3E2	0.132

**PIAZZALE TRIAGE-FABBRICATO-ALLEGATO
ALLA REL. PREDIMENSIONAMENTO
STRUTTURE**

Codice documento
SF0272_F0

<i>Rev</i>	<i>Data</i>
F0	20/06/2011

Indice	Nodo	Condizione	Fx	Fy	Fz	Mz	Peso	Gamma	Indice	Nodo	Condizione	Fx	Fy	Fz	Mz	Peso	Gamma
2072	1695	Sisma X SLO	7	0	0	0	2.3E2	0.132	2073	1695	Sisma Y SLO	0	7	0	0	2.3E2	0.132
2074	1696	Sisma X SLV	9.3	0	0	0	2.3E2	0.132	2075	1696	Sisma Y SLV	0	9.3	0	0	2.3E2	0.132
2076	1696	Sisma X SLO	6.9	0	0	0	2.3E2	0.132	2077	1696	Sisma Y SLO	0	6.9	0	0	2.3E2	0.132
2078	1697	Sisma X SLV	9.2	0	0	0	2.3E2	0.132	2079	1697	Sisma Y SLV	0	9.2	0	0	2.3E2	0.132
2080	1697	Sisma X SLO	6.9	0	0	0	2.3E2	0.132	2081	1697	Sisma Y SLO	0	6.9	0	0	2.3E2	0.132
2082	1698	Sisma X SLV	9.2	0	0	0	2.3E2	0.132	2083	1698	Sisma Y SLV	0	9.2	0	0	2.3E2	0.132
2084	1698	Sisma X SLO	6.9	0	0	0	2.3E2	0.132	2085	1698	Sisma Y SLO	0	6.9	0	0	2.3E2	0.132
2086	1699	Sisma X SLV	9.2	0	0	0	2.3E2	0.132	2087	1699	Sisma Y SLV	0	9.2	0	0	2.3E2	0.132
2088	1699	Sisma X SLO	6.9	0	0	0	2.3E2	0.132	2089	1699	Sisma Y SLO	0	6.9	0	0	2.3E2	0.132
2090	1700	Sisma X SLV	9.2	0	0	0	2.3E2	0.132	2091	1700	Sisma Y SLV	0	9.2	0	0	2.3E2	0.132
2092	1700	Sisma X SLO	6.9	0	0	0	2.3E2	0.132	2093	1700	Sisma Y SLO	0	6.9	0	0	2.3E2	0.132
2094	1701	Sisma X SLV	9.2	0	0	0	2.3E2	0.132	2095	1701	Sisma Y SLV	0	9.2	0	0	2.3E2	0.132
2096	1701	Sisma X SLO	6.9	0	0	0	2.3E2	0.132	2097	1701	Sisma Y SLO	0	6.9	0	0	2.3E2	0.132
2098	1702	Sisma X SLV	9.2	0	0	0	2.3E2	0.132	2099	1702	Sisma Y SLV	0	9.2	0	0	2.3E2	0.132
2100	1702	Sisma X SLO	6.9	0	0	0	2.3E2	0.132	2101	1702	Sisma Y SLO	0	6.9	0	0	2.3E2	0.132
2102	1703	Sisma X SLV	9.4	0	0	0	2.3E2	0.132	2103	1703	Sisma Y SLV	0	9.4	0	0	2.3E2	0.132
2104	1703	Sisma X SLO	7	0	0	0	2.3E2	0.132	2105	1703	Sisma Y SLO	0	7	0	0	2.3E2	0.132
2106	1704	Sisma X SLV	9.5	0	0	0	2.4E2	0.132	2107	1704	Sisma Y SLV	0	9.5	0	0	2.4E2	0.132
2108	1704	Sisma X SLO	7.1	0	0	0	2.4E2	0.132	2109	1704	Sisma Y SLO	0	7.1	0	0	2.4E2	0.132
2110	1705	Sisma X SLV	8.4	0	0	0	2.1E2	0.132	2111	1705	Sisma Y SLV	0	8.4	0	0	2.1E2	0.132
2112	1705	Sisma X SLO	6.2	0	0	0	2.1E2	0.132	2113	1705	Sisma Y SLO	0	6.2	0	0	2.1E2	0.132
2114	1706	Sisma X SLV	9.5	0	0	0	2.4E2	0.132	2115	1706	Sisma Y SLV	0	9.5	0	0	2.4E2	0.132
2116	1706	Sisma X SLO	7.1	0	0	0	2.4E2	0.132	2117	1706	Sisma Y SLO	0	7.1	0	0	2.4E2	0.132
2118	1707	Sisma X SLV	9.5	0	0	0	2.4E2	0.132	2119	1707	Sisma Y SLV	0	9.5	0	0	2.4E2	0.132
2120	1707	Sisma X SLO	7.1	0	0	0	2.4E2	0.132	2121	1707	Sisma Y SLO	0	7.1	0	0	2.4E2	0.132
2122	1708	Sisma X SLV	8.4	0	0	0	2.1E2	0.132	2123	1708	Sisma Y SLV	0	8.4	0	0	2.1E2	0.132
2124	1708	Sisma X SLO	6.2	0	0	0	2.1E2	0.132	2125	1708	Sisma Y SLO	0	6.2	0	0	2.1E2	0.132

**PIAZZALE TRIAGE-FABBRICATO-ALLEGATO
ALLA REL. PREDIMENSIONAMENTO
STRUTTURE**

Codice documento
SF0272_F0

<i>Rev</i>	<i>Data</i>
F0	20/06/2011

Indice	Nodo	Condizione	Fx	Fy	Fz	Mz	Peso	Gamma	Indice	Nodo	Condizione	Fx	Fy	Fz	Mz	Peso	Gamma
2126	1709	Sisma X SLV	9.5	0	0	0	2.4E2	0.132	2127	1709	Sisma Y SLV	0	9.5	0	0	2.4E2	0.132
2128	1709	Sisma X SLO	7.1	0	0	0	2.4E2	0.132	2129	1709	Sisma Y SLO	0	7.1	0	0	2.4E2	0.132
2130	1710	Sisma X SLV	9.5	0	0	0	2.4E2	0.132	2131	1710	Sisma Y SLV	0	9.5	0	0	2.4E2	0.132
2132	1710	Sisma X SLO	7.1	0	0	0	2.4E2	0.132	2133	1710	Sisma Y SLO	0	7.1	0	0	2.4E2	0.132
2134	1711	Sisma X SLV	8.4	0	0	0	2.1E2	0.132	2135	1711	Sisma Y SLV	0	8.4	0	0	2.1E2	0.132
2136	1711	Sisma X SLO	6.2	0	0	0	2.1E2	0.132	2137	1711	Sisma Y SLO	0	6.2	0	0	2.1E2	0.132
2138	1712	Sisma X SLV	9.5	0	0	0	2.4E2	0.132	2139	1712	Sisma Y SLV	0	9.5	0	0	2.4E2	0.132
2140	1712	Sisma X SLO	7.1	0	0	0	2.4E2	0.132	2141	1712	Sisma Y SLO	0	7.1	0	0	2.4E2	0.132
2142	1713	Sisma X SLV	9.5	0	0	0	2.4E2	0.132	2143	1713	Sisma Y SLV	0	9.5	0	0	2.4E2	0.132
2144	1713	Sisma X SLO	7.1	0	0	0	2.4E2	0.132	2145	1713	Sisma Y SLO	0	7.1	0	0	2.4E2	0.132
2146	1714	Sisma X SLV	8.4	0	0	0	2.1E2	0.132	2147	1714	Sisma Y SLV	0	8.4	0	0	2.1E2	0.132
2148	1714	Sisma X SLO	6.2	0	0	0	2.1E2	0.132	2149	1714	Sisma Y SLO	0	6.2	0	0	2.1E2	0.132
2150	1715	Sisma X SLV	9.5	0	0	0	2.4E2	0.132	2151	1715	Sisma Y SLV	0	9.5	0	0	2.4E2	0.132
2152	1715	Sisma X SLO	7.1	0	0	0	2.4E2	0.132	2153	1715	Sisma Y SLO	0	7.1	0	0	2.4E2	0.132
2154	1716	Sisma X SLV	9.5	0	0	0	2.4E2	0.132	2155	1716	Sisma Y SLV	0	9.5	0	0	2.4E2	0.132
2156	1716	Sisma X SLO	7.1	0	0	0	2.4E2	0.132	2157	1716	Sisma Y SLO	0	7.1	0	0	2.4E2	0.132
2158	1717	Sisma X SLV	8.4	0	0	0	2.1E2	0.132	2159	1717	Sisma Y SLV	0	8.4	0	0	2.1E2	0.132
2160	1717	Sisma X SLO	6.2	0	0	0	2.1E2	0.132	2161	1717	Sisma Y SLO	0	6.2	0	0	2.1E2	0.132
2162	1718	Sisma X SLV	9.5	0	0	0	2.4E2	0.132	2163	1718	Sisma Y SLV	0	9.5	0	0	2.4E2	0.132
2164	1718	Sisma X SLO	7.1	0	0	0	2.4E2	0.132	2165	1718	Sisma Y SLO	0	7.1	0	0	2.4E2	0.132
2166	1719	Sisma X SLV	9.5	0	0	0	2.4E2	0.132	2167	1719	Sisma Y SLV	0	9.5	0	0	2.4E2	0.132
2168	1719	Sisma X SLO	7.1	0	0	0	2.4E2	0.132	2169	1719	Sisma Y SLO	0	7.1	0	0	2.4E2	0.132
2170	1720	Sisma X SLV	8.4	0	0	0	2.1E2	0.132	2171	1720	Sisma Y SLV	0	8.4	0	0	2.1E2	0.132
2172	1720	Sisma X SLO	6.2	0	0	0	2.1E2	0.132	2173	1720	Sisma Y SLO	0	6.2	0	0	2.1E2	0.132
2174	1721	Sisma X SLV	9.5	0	0	0	2.4E2	0.132	2175	1721	Sisma Y SLV	0	9.5	0	0	2.4E2	0.132
2176	1721	Sisma X SLO	7.1	0	0	0	2.4E2	0.132	2177	1721	Sisma Y SLO	0	7.1	0	0	2.4E2	0.132
2178	1722	Sisma X SLV	9.5	0	0	0	2.4E2	0.132	2179	1722	Sisma Y SLV	0	9.5	0	0	2.4E2	0.132

**PIAZZALE TRIAGE-FABBRICATO-ALLEGATO
ALLA REL. PREDIMENSIONAMENTO
STRUTTURE**

Codice documento
SF0272_F0

<i>Rev</i>	<i>Data</i>
F0	20/06/2011

Indice	Nodo	Condizione	Fx	Fy	Fz	Mz	Peso	Gamma	Indice	Nodo	Condizione	Fx	Fy	Fz	Mz	Peso	Gamma
2180	1722	Sisma X SLO	7.1	0	0	0	2.4E2	0.132	2181	1722	Sisma Y SLO	0	7.1	0	0	2.4E2	0.132
2182	1723	Sisma X SLV	8.4	0	0	0	2.1E2	0.132	2183	1723	Sisma Y SLV	0	8.4	0	0	2.1E2	0.132
2184	1723	Sisma X SLO	6.2	0	0	0	2.1E2	0.132	2185	1723	Sisma Y SLO	0	6.2	0	0	2.1E2	0.132
2186	1724	Sisma X SLV	9.5	0	0	0	2.4E2	0.132	2187	1724	Sisma Y SLV	0	9.5	0	0	2.4E2	0.132
2188	1724	Sisma X SLO	7.1	0	0	0	2.4E2	0.132	2189	1724	Sisma Y SLO	0	7.1	0	0	2.4E2	0.132
2190	1725	Sisma X SLV	9.5	0	0	0	2.4E2	0.132	2191	1725	Sisma Y SLV	0	9.5	0	0	2.4E2	0.132
2192	1725	Sisma X SLO	7.1	0	0	0	2.4E2	0.132	2193	1725	Sisma Y SLO	0	7.1	0	0	2.4E2	0.132
2194	1726	Sisma X SLV	8.4	0	0	0	2.1E2	0.132	2195	1726	Sisma Y SLV	0	8.4	0	0	2.1E2	0.132
2196	1726	Sisma X SLO	6.2	0	0	0	2.1E2	0.132	2197	1726	Sisma Y SLO	0	6.2	0	0	2.1E2	0.132
2198	1727	Sisma X SLV	9.5	0	0	0	2.4E2	0.132	2199	1727	Sisma Y SLV	0	9.5	0	0	2.4E2	0.132
2200	1727	Sisma X SLO	7.1	0	0	0	2.4E2	0.132	2201	1727	Sisma Y SLO	0	7.1	0	0	2.4E2	0.132
2202	1728	Sisma X SLV	9.5	0	0	0	2.4E2	0.132	2203	1728	Sisma Y SLV	0	9.5	0	0	2.4E2	0.132
2204	1728	Sisma X SLO	7.1	0	0	0	2.4E2	0.132	2205	1728	Sisma Y SLO	0	7.1	0	0	2.4E2	0.132
2206	1729	Sisma X SLV	8.4	0	0	0	2.1E2	0.132	2207	1729	Sisma Y SLV	0	8.4	0	0	2.1E2	0.132
2208	1729	Sisma X SLO	6.2	0	0	0	2.1E2	0.132	2209	1729	Sisma Y SLO	0	6.2	0	0	2.1E2	0.132
2210	1730	Sisma X SLV	9.5	0	0	0	2.4E2	0.132	2211	1730	Sisma Y SLV	0	9.5	0	0	2.4E2	0.132
2212	1730	Sisma X SLO	7.1	0	0	0	2.4E2	0.132	2213	1730	Sisma Y SLO	0	7.1	0	0	2.4E2	0.132
2214	1731	Sisma X SLV	9.5	0	0	0	2.4E2	0.132	2215	1731	Sisma Y SLV	0	9.5	0	0	2.4E2	0.132
2216	1731	Sisma X SLO	7.1	0	0	0	2.4E2	0.132	2217	1731	Sisma Y SLO	0	7.1	0	0	2.4E2	0.132
2218	1732	Sisma X SLV	8.4	0	0	0	2.1E2	0.132	2219	1732	Sisma Y SLV	0	8.4	0	0	2.1E2	0.132
2220	1732	Sisma X SLO	6.2	0	0	0	2.1E2	0.132	2221	1732	Sisma Y SLO	0	6.2	0	0	2.1E2	0.132
2222	1733	Sisma X SLV	9.5	0	0	0	2.4E2	0.132	2223	1733	Sisma Y SLV	0	9.5	0	0	2.4E2	0.132
2224	1733	Sisma X SLO	7.1	0	0	0	2.4E2	0.132	2225	1733	Sisma Y SLO	0	7.1	0	0	2.4E2	0.132
2226	1734	Sisma X SLV	9.5	0	0	0	2.4E2	0.132	2227	1734	Sisma Y SLV	0	9.5	0	0	2.4E2	0.132
2228	1734	Sisma X SLO	7.1	0	0	0	2.4E2	0.132	2229	1734	Sisma Y SLO	0	7.1	0	0	2.4E2	0.132
2230	1735	Sisma X SLV	8.4	0	0	0	2.1E2	0.132	2231	1735	Sisma Y SLV	0	8.4	0	0	2.1E2	0.132
2232	1735	Sisma X SLO	6.2	0	0	0	2.1E2	0.132	2233	1735	Sisma Y SLO	0	6.2	0	0	2.1E2	0.132

**PIAZZALE TRIAGE-FABBRICATO-ALLEGATO
ALLA REL. PREDIMENSIONAMENTO
STRUTTURE**

Codice documento
SF0272_F0

<i>Rev</i>	<i>Data</i>
F0	20/06/2011

Indice	Nodo	Condizione	Fx	Fy	Fz	Mz	Peso	Gamma	Indice	Nodo	Condizione	Fx	Fy	Fz	Mz	Peso	Gamma
2234	1736	Sisma X SLV	9.5	0	0	0	2.4E2	0.132	2235	1736	Sisma Y SLV	0	9.5	0	0	2.4E2	0.132
2236	1736	Sisma X SLO	7.1	0	0	0	2.4E2	0.132	2237	1736	Sisma Y SLO	0	7.1	0	0	2.4E2	0.132
2238	1737	Sisma X SLV	9.5	0	0	0	2.4E2	0.132	2239	1737	Sisma Y SLV	0	9.5	0	0	2.4E2	0.132
2240	1737	Sisma X SLO	7.1	0	0	0	2.4E2	0.132	2241	1737	Sisma Y SLO	0	7.1	0	0	2.4E2	0.132
2242	1738	Sisma X SLV	8.4	0	0	0	2.1E2	0.132	2243	1738	Sisma Y SLV	0	8.4	0	0	2.1E2	0.132
2244	1738	Sisma X SLO	6.2	0	0	0	2.1E2	0.132	2245	1738	Sisma Y SLO	0	6.2	0	0	2.1E2	0.132
2246	1739	Sisma X SLV	9.5	0	0	0	2.4E2	0.132	2247	1739	Sisma Y SLV	0	9.5	0	0	2.4E2	0.132
2248	1739	Sisma X SLO	7.1	0	0	0	2.4E2	0.132	2249	1739	Sisma Y SLO	0	7.1	0	0	2.4E2	0.132
2250	1740	Sisma X SLV	9.5	0	0	0	2.4E2	0.132	2251	1740	Sisma Y SLV	0	9.5	0	0	2.4E2	0.132
2252	1740	Sisma X SLO	7.1	0	0	0	2.4E2	0.132	2253	1740	Sisma Y SLO	0	7.1	0	0	2.4E2	0.132
2254	1741	Sisma X SLV	8.4	0	0	0	2.1E2	0.132	2255	1741	Sisma Y SLV	0	8.4	0	0	2.1E2	0.132
2256	1741	Sisma X SLO	6.2	0	0	0	2.1E2	0.132	2257	1741	Sisma Y SLO	0	6.2	0	0	2.1E2	0.132
2258	1742	Sisma X SLV	9.5	0	0	0	2.4E2	0.132	2259	1742	Sisma Y SLV	0	9.5	0	0	2.4E2	0.132
2260	1742	Sisma X SLO	7.1	0	0	0	2.4E2	0.132	2261	1742	Sisma Y SLO	0	7.1	0	0	2.4E2	0.132
2262	1743	Sisma X SLV	9.5	0	0	0	2.4E2	0.132	2263	1743	Sisma Y SLV	0	9.5	0	0	2.4E2	0.132
2264	1743	Sisma X SLO	7.1	0	0	0	2.4E2	0.132	2265	1743	Sisma Y SLO	0	7.1	0	0	2.4E2	0.132
2266	1744	Sisma X SLV	8.4	0	0	0	2.1E2	0.132	2267	1744	Sisma Y SLV	0	8.4	0	0	2.1E2	0.132
2268	1744	Sisma X SLO	6.2	0	0	0	2.1E2	0.132	2269	1744	Sisma Y SLO	0	6.2	0	0	2.1E2	0.132
2270	1745	Sisma X SLV	9.5	0	0	0	2.4E2	0.132	2271	1745	Sisma Y SLV	0	9.5	0	0	2.4E2	0.132
2272	1745	Sisma X SLO	7.1	0	0	0	2.4E2	0.132	2273	1745	Sisma Y SLO	0	7.1	0	0	2.4E2	0.132
2274	1746	Sisma X SLV	9.5	0	0	0	2.4E2	0.132	2275	1746	Sisma Y SLV	0	9.5	0	0	2.4E2	0.132
2276	1746	Sisma X SLO	7.1	0	0	0	2.4E2	0.132	2277	1746	Sisma Y SLO	0	7.1	0	0	2.4E2	0.132
2278	1747	Sisma X SLV	8.4	0	0	0	2.1E2	0.132	2279	1747	Sisma Y SLV	0	8.4	0	0	2.1E2	0.132
2280	1747	Sisma X SLO	6.2	0	0	0	2.1E2	0.132	2281	1747	Sisma Y SLO	0	6.2	0	0	2.1E2	0.132
2282	1748	Sisma X SLV	9.5	0	0	0	2.4E2	0.132	2283	1748	Sisma Y SLV	0	9.5	0	0	2.4E2	0.132
2284	1748	Sisma X SLO	7.1	0	0	0	2.4E2	0.132	2285	1748	Sisma Y SLO	0	7.1	0	0	2.4E2	0.132
2286	1749	Sisma X SLV	9.5	0	0	0	2.4E2	0.132	2287	1749	Sisma Y SLV	0	9.5	0	0	2.4E2	0.132

**PIAZZALE TRIAGE-FABBRICATO-ALLEGATO
ALLA REL. PREDIMENSIONAMENTO
STRUTTURE**

Codice documento
SF0272_F0

<i>Rev</i>	<i>Data</i>
F0	20/06/2011

Indice	Nodo	Condizione	Fx	Fy	Fz	Mz	Peso	Gamma	Indice	Nodo	Condizione	Fx	Fy	Fz	Mz	Peso	Gamma
2288	1749	Sisma X SLO	7.1	0	0	0	2.4E2	0.132	2289	1749	Sisma Y SLO	0	7.1	0	0	2.4E2	0.132
2290	1750	Sisma X SLV	8.4	0	0	0	2.1E2	0.132	2291	1750	Sisma Y SLV	0	8.4	0	0	2.1E2	0.132
2292	1750	Sisma X SLO	6.2	0	0	0	2.1E2	0.132	2293	1750	Sisma Y SLO	0	6.2	0	0	2.1E2	0.132
2294	1751	Sisma X SLV	9.5	0	0	0	2.4E2	0.132	2295	1751	Sisma Y SLV	0	9.5	0	0	2.4E2	0.132
2296	1751	Sisma X SLO	7.1	0	0	0	2.4E2	0.132	2297	1751	Sisma Y SLO	0	7.1	0	0	2.4E2	0.132
2298	1752	Sisma X SLV	9.5	0	0	0	2.4E2	0.132	2299	1752	Sisma Y SLV	0	9.5	0	0	2.4E2	0.132
2300	1752	Sisma X SLO	7.1	0	0	0	2.4E2	0.132	2301	1752	Sisma Y SLO	0	7.1	0	0	2.4E2	0.132
2302	1753	Sisma X SLV	8.4	0	0	0	2.1E2	0.132	2303	1753	Sisma Y SLV	0	8.4	0	0	2.1E2	0.132
2304	1753	Sisma X SLO	6.2	0	0	0	2.1E2	0.132	2305	1753	Sisma Y SLO	0	6.2	0	0	2.1E2	0.132
2306	1754	Sisma X SLV	9.5	0	0	0	2.4E2	0.132	2307	1754	Sisma Y SLV	0	9.5	0	0	2.4E2	0.132
2308	1754	Sisma X SLO	7.1	0	0	0	2.4E2	0.132	2309	1754	Sisma Y SLO	0	7.1	0	0	2.4E2	0.132
2310	1755	Sisma X SLV	9.5	0	0	0	2.4E2	0.132	2311	1755	Sisma Y SLV	0	9.5	0	0	2.4E2	0.132
2312	1755	Sisma X SLO	7.1	0	0	0	2.4E2	0.132	2313	1755	Sisma Y SLO	0	7.1	0	0	2.4E2	0.132
2314	1756	Sisma X SLV	8.4	0	0	0	2.1E2	0.132	2315	1756	Sisma Y SLV	0	8.4	0	0	2.1E2	0.132
2316	1756	Sisma X SLO	6.2	0	0	0	2.1E2	0.132	2317	1756	Sisma Y SLO	0	6.2	0	0	2.1E2	0.132
2318	1757	Sisma X SLV	9.5	0	0	0	2.4E2	0.132	2319	1757	Sisma Y SLV	0	9.5	0	0	2.4E2	0.132
2320	1757	Sisma X SLO	7.1	0	0	0	2.4E2	0.132	2321	1757	Sisma Y SLO	0	7.1	0	0	2.4E2	0.132
2322	1758	Sisma X SLV	9.5	0	0	0	2.4E2	0.132	2323	1758	Sisma Y SLV	0	9.5	0	0	2.4E2	0.132
2324	1758	Sisma X SLO	7.1	0	0	0	2.4E2	0.132	2325	1758	Sisma Y SLO	0	7.1	0	0	2.4E2	0.132
2326	1759	Sisma X SLV	8.4	0	0	0	2.1E2	0.132	2327	1759	Sisma Y SLV	0	8.4	0	0	2.1E2	0.132
2328	1759	Sisma X SLO	6.2	0	0	0	2.1E2	0.132	2329	1759	Sisma Y SLO	0	6.2	0	0	2.1E2	0.132
2330	1760	Sisma X SLV	9.5	0	0	0	2.4E2	0.132	2331	1760	Sisma Y SLV	0	9.5	0	0	2.4E2	0.132
2332	1760	Sisma X SLO	7.1	0	0	0	2.4E2	0.132	2333	1760	Sisma Y SLO	0	7.1	0	0	2.4E2	0.132
2334	1761	Sisma X SLV	9.5	0	0	0	2.4E2	0.132	2335	1761	Sisma Y SLV	0	9.5	0	0	2.4E2	0.132
2336	1761	Sisma X SLO	7.1	0	0	0	2.4E2	0.132	2337	1761	Sisma Y SLO	0	7.1	0	0	2.4E2	0.132
2338	1762	Sisma X SLV	8.4	0	0	0	2.1E2	0.132	2339	1762	Sisma Y SLV	0	8.4	0	0	2.1E2	0.132
2340	1762	Sisma X SLO	6.2	0	0	0	2.1E2	0.132	2341	1762	Sisma Y SLO	0	6.2	0	0	2.1E2	0.132

**PIAZZALE TRIAGE-FABBRICATO-ALLEGATO
ALLA REL. PREDIMENSIONAMENTO
STRUTTURE**

Codice documento
SF0272_F0

<i>Rev</i>	<i>Data</i>
F0	20/06/2011

Indice	Nodo	Condizione	Fx	Fy	Fz	Mz	Peso	Gamma	Indice	Nodo	Condizione	Fx	Fy	Fz	Mz	Peso	Gamma
2342	1763	Sisma X SLV	9.5	0	0	0	2.4E2	0.132	2343	1763	Sisma Y SLV	0	9.5	0	0	2.4E2	0.132
2344	1763	Sisma X SLO	7.1	0	0	0	2.4E2	0.132	2345	1763	Sisma Y SLO	0	7.1	0	0	2.4E2	0.132
2346	1764	Sisma X SLV	9.5	0	0	0	2.4E2	0.132	2347	1764	Sisma Y SLV	0	9.5	0	0	2.4E2	0.132
2348	1764	Sisma X SLO	7.1	0	0	0	2.4E2	0.132	2349	1764	Sisma Y SLO	0	7.1	0	0	2.4E2	0.132
2350	1765	Sisma X SLV	8.4	0	0	0	2.1E2	0.132	2351	1765	Sisma Y SLV	0	8.4	0	0	2.1E2	0.132
2352	1765	Sisma X SLO	6.2	0	0	0	2.1E2	0.132	2353	1765	Sisma Y SLO	0	6.2	0	0	2.1E2	0.132
2354	1766	Sisma X SLV	9.5	0	0	0	2.4E2	0.132	2355	1766	Sisma Y SLV	0	9.5	0	0	2.4E2	0.132
2356	1766	Sisma X SLO	7.1	0	0	0	2.4E2	0.132	2357	1766	Sisma Y SLO	0	7.1	0	0	2.4E2	0.132
2358	1767	Sisma X SLV	9.5	0	0	0	2.4E2	0.132	2359	1767	Sisma Y SLV	0	9.5	0	0	2.4E2	0.132
2360	1767	Sisma X SLO	7.1	0	0	0	2.4E2	0.132	2361	1767	Sisma Y SLO	0	7.1	0	0	2.4E2	0.132
2362	1768	Sisma X SLV	8.4	0	0	0	2.1E2	0.132	2363	1768	Sisma Y SLV	0	8.4	0	0	2.1E2	0.132
2364	1768	Sisma X SLO	6.2	0	0	0	2.1E2	0.132	2365	1768	Sisma Y SLO	0	6.2	0	0	2.1E2	0.132
2366	1769	Sisma X SLV	9.5	0	0	0	2.4E2	0.132	2367	1769	Sisma Y SLV	0	9.5	0	0	2.4E2	0.132
2368	1769	Sisma X SLO	7.1	0	0	0	2.4E2	0.132	2369	1769	Sisma Y SLO	0	7.1	0	0	2.4E2	0.132
2370	1770	Sisma X SLV	9.6	0	0	0	2.4E2	0.132	2371	1770	Sisma Y SLV	0	9.6	0	0	2.4E2	0.132
2372	1770	Sisma X SLO	7.1	0	0	0	2.4E2	0.132	2373	1770	Sisma Y SLO	0	7.1	0	0	2.4E2	0.132
2374	1771	Sisma X SLV	9.6	0	0	0	2.4E2	0.132	2375	1771	Sisma Y SLV	0	9.6	0	0	2.4E2	0.132
2376	1771	Sisma X SLO	7.1	0	0	0	2.4E2	0.132	2377	1771	Sisma Y SLO	0	7.1	0	0	2.4E2	0.132
2378	1772	Sisma X SLV	9.6	0	0	0	2.4E2	0.132	2379	1772	Sisma Y SLV	0	9.6	0	0	2.4E2	0.132
2380	1772	Sisma X SLO	7.1	0	0	0	2.4E2	0.132	2381	1772	Sisma Y SLO	0	7.1	0	0	2.4E2	0.132
2382	1773	Sisma X SLV	9.6	0	0	0	2.4E2	0.132	2383	1773	Sisma Y SLV	0	9.6	0	0	2.4E2	0.132
2384	1773	Sisma X SLO	7.1	0	0	0	2.4E2	0.132	2385	1773	Sisma Y SLO	0	7.1	0	0	2.4E2	0.132
2386	1774	Sisma X SLV	9.6	0	0	0	2.4E2	0.132	2387	1774	Sisma Y SLV	0	9.6	0	0	2.4E2	0.132
2388	1774	Sisma X SLO	7.1	0	0	0	2.4E2	0.132	2389	1774	Sisma Y SLO	0	7.1	0	0	2.4E2	0.132
2390	1775	Sisma X SLV	9.6	0	0	0	2.4E2	0.132	2391	1775	Sisma Y SLV	0	9.6	0	0	2.4E2	0.132
2392	1775	Sisma X SLO	7.2	0	0	0	2.4E2	0.132	2393	1775	Sisma Y SLO	0	7.2	0	0	2.4E2	0.132
2394	1776	Sisma X SLV	9.7	0	0	0	2.4E2	0.132	2395	1776	Sisma Y SLV	0	9.7	0	0	2.4E2	0.132

**PIAZZALE TRIAGE-FABBRICATO-ALLEGATO
ALLA REL. PREDIMENSIONAMENTO
STRUTTURE**

Codice documento
SF0272_F0

<i>Rev</i>	<i>Data</i>
F0	20/06/2011

Indice	Nodo	Condizione	Fx	Fy	Fz	Mz	Peso	Gamma	Indice	Nodo	Condizione	Fx	Fy	Fz	Mz	Peso	Gamma
2396	1776	Sisma X SLO	7.2	0	0	0	2.4E2	0.132	2397	1776	Sisma Y SLO	0	7.2	0	0	2.4E2	0.132
2398	1777	Sisma X SLV	9.7	0	0	0	2.4E2	0.132	2399	1777	Sisma Y SLV	0	9.7	0	0	2.4E2	0.132
2400	1777	Sisma X SLO	7.2	0	0	0	2.4E2	0.132	2401	1777	Sisma Y SLO	0	7.2	0	0	2.4E2	0.132
2402	1778	Sisma X SLV	9.7	0	0	0	2.4E2	0.132	2403	1778	Sisma Y SLV	0	9.7	0	0	2.4E2	0.132
2404	1778	Sisma X SLO	7.2	0	0	0	2.4E2	0.132	2405	1778	Sisma Y SLO	0	7.2	0	0	2.4E2	0.132
2406	1779	Sisma X SLV	9.7	0	0	0	2.4E2	0.132	2407	1779	Sisma Y SLV	0	9.7	0	0	2.4E2	0.132
2408	1779	Sisma X SLO	7.2	0	0	0	2.4E2	0.132	2409	1779	Sisma Y SLO	0	7.2	0	0	2.4E2	0.132
2410	1780	Sisma X SLV	9.7	0	0	0	2.4E2	0.132	2411	1780	Sisma Y SLV	0	9.7	0	0	2.4E2	0.132
2412	1780	Sisma X SLO	7.2	0	0	0	2.4E2	0.132	2413	1780	Sisma Y SLO	0	7.2	0	0	2.4E2	0.132
2414	1781	Sisma X SLV	9.7	0	0	0	2.4E2	0.132	2415	1781	Sisma Y SLV	0	9.7	0	0	2.4E2	0.132
2416	1781	Sisma X SLO	7.2	0	0	0	2.4E2	0.132	2417	1781	Sisma Y SLO	0	7.2	0	0	2.4E2	0.132
2418	1782	Sisma X SLV	9.2	0	0	0	2.3E2	0.132	2419	1782	Sisma Y SLV	0	9.2	0	0	2.3E2	0.132
2420	1782	Sisma X SLO	6.8	0	0	0	2.3E2	0.132	2421	1782	Sisma Y SLO	0	6.8	0	0	2.3E2	0.132
2422	1783	Sisma X SLV	8.7	0	0	0	2.2E2	0.132	2423	1783	Sisma Y SLV	0	8.7	0	0	2.2E2	0.132
2424	1783	Sisma X SLO	6.5	0	0	0	2.2E2	0.132	2425	1783	Sisma Y SLO	0	6.5	0	0	2.2E2	0.132
2426	1784	Sisma X SLV	8.7	0	0	0	2.2E2	0.132	2427	1784	Sisma Y SLV	0	8.7	0	0	2.2E2	0.132
2428	1784	Sisma X SLO	6.5	0	0	0	2.2E2	0.132	2429	1784	Sisma Y SLO	0	6.5	0	0	2.2E2	0.132
2430	1785	Sisma X SLV	8.7	0	0	0	2.2E2	0.132	2431	1785	Sisma Y SLV	0	8.7	0	0	2.2E2	0.132
2432	1785	Sisma X SLO	6.5	0	0	0	2.2E2	0.132	2433	1785	Sisma Y SLO	0	6.5	0	0	2.2E2	0.132
2434	1786	Sisma X SLV	8.7	0	0	0	2.2E2	0.132	2435	1786	Sisma Y SLV	0	8.7	0	0	2.2E2	0.132
2436	1786	Sisma X SLO	6.5	0	0	0	2.2E2	0.132	2437	1786	Sisma Y SLO	0	6.5	0	0	2.2E2	0.132
2438	1787	Sisma X SLV	8.7	0	0	0	2.2E2	0.132	2439	1787	Sisma Y SLV	0	8.7	0	0	2.2E2	0.132
2440	1787	Sisma X SLO	6.5	0	0	0	2.2E2	0.132	2441	1787	Sisma Y SLO	0	6.5	0	0	2.2E2	0.132
2442	1788	Sisma X SLV	8.7	0	0	0	2.2E2	0.132	2443	1788	Sisma Y SLV	0	8.7	0	0	2.2E2	0.132
2444	1788	Sisma X SLO	6.5	0	0	0	2.2E2	0.132	2445	1788	Sisma Y SLO	0	6.5	0	0	2.2E2	0.132
2446	1789	Sisma X SLV	8.7	0	0	0	2.2E2	0.132	2447	1789	Sisma Y SLV	0	8.7	0	0	2.2E2	0.132
2448	1789	Sisma X SLO	6.5	0	0	0	2.2E2	0.132	2449	1789	Sisma Y SLO	0	6.5	0	0	2.2E2	0.132

**PIAZZALE TRIAGE-FABBRICATO-ALLEGATO
ALLA REL. PREDIMENSIONAMENTO
STRUTTURE**

Codice documento
SF0272_F0

<i>Rev</i>	<i>Data</i>
F0	20/06/2011

Indice	Nodo	Condizione	Fx	Fy	Fz	Mz	Peso	Gamma	Indice	Nodo	Condizione	Fx	Fy	Fz	Mz	Peso	Gamma
2450	1790	Sisma X SLV	8.7	0	0	0	2.2E2	0.132	2451	1790	Sisma Y SLV	0	8.7	0	0	2.2E2	0.132
2452	1790	Sisma X SLO	6.5	0	0	0	2.2E2	0.132	2453	1790	Sisma Y SLO	0	6.5	0	0	2.2E2	0.132
2454	1791	Sisma X SLV	8.7	0	0	0	2.2E2	0.132	2455	1791	Sisma Y SLV	0	8.7	0	0	2.2E2	0.132
2456	1791	Sisma X SLO	6.5	0	0	0	2.2E2	0.132	2457	1791	Sisma Y SLO	0	6.5	0	0	2.2E2	0.132
2458	1792	Sisma X SLV	8.7	0	0	0	2.2E2	0.132	2459	1792	Sisma Y SLV	0	8.7	0	0	2.2E2	0.132
2460	1792	Sisma X SLO	6.5	0	0	0	2.2E2	0.132	2461	1792	Sisma Y SLO	0	6.5	0	0	2.2E2	0.132
2462	1793	Sisma X SLV	8.7	0	0	0	2.2E2	0.132	2463	1793	Sisma Y SLV	0	8.7	0	0	2.2E2	0.132
2464	1793	Sisma X SLO	6.5	0	0	0	2.2E2	0.132	2465	1793	Sisma Y SLO	0	6.5	0	0	2.2E2	0.132
2466	1794	Sisma X SLV	8.7	0	0	0	2.2E2	0.132	2467	1794	Sisma Y SLV	0	8.7	0	0	2.2E2	0.132
2468	1794	Sisma X SLO	6.5	0	0	0	2.2E2	0.132	2469	1794	Sisma Y SLO	0	6.5	0	0	2.2E2	0.132
2470	1795	Sisma X SLV	8.7	0	0	0	2.2E2	0.132	2471	1795	Sisma Y SLV	0	8.7	0	0	2.2E2	0.132
2472	1795	Sisma X SLO	6.5	0	0	0	2.2E2	0.132	2473	1795	Sisma Y SLO	0	6.5	0	0	2.2E2	0.132
2474	1796	Sisma X SLV	8.7	0	0	0	2.2E2	0.132	2475	1796	Sisma Y SLV	0	8.7	0	0	2.2E2	0.132
2476	1796	Sisma X SLO	6.5	0	0	0	2.2E2	0.132	2477	1796	Sisma Y SLO	0	6.5	0	0	2.2E2	0.132
2478	1797	Sisma X SLV	8.7	0	0	0	2.2E2	0.132	2479	1797	Sisma Y SLV	0	8.7	0	0	2.2E2	0.132
2480	1797	Sisma X SLO	6.5	0	0	0	2.2E2	0.132	2481	1797	Sisma Y SLO	0	6.5	0	0	2.2E2	0.132
2482	1798	Sisma X SLV	8.7	0	0	0	2.2E2	0.132	2483	1798	Sisma Y SLV	0	8.7	0	0	2.2E2	0.132
2484	1798	Sisma X SLO	6.5	0	0	0	2.2E2	0.132	2485	1798	Sisma Y SLO	0	6.5	0	0	2.2E2	0.132
2486	1799	Sisma X SLV	8.7	0	0	0	2.2E2	0.132	2487	1799	Sisma Y SLV	0	8.7	0	0	2.2E2	0.132
2488	1799	Sisma X SLO	6.5	0	0	0	2.2E2	0.132	2489	1799	Sisma Y SLO	0	6.5	0	0	2.2E2	0.132
2490	1800	Sisma X SLV	8.7	0	0	0	2.2E2	0.132	2491	1800	Sisma Y SLV	0	8.7	0	0	2.2E2	0.132
2492	1800	Sisma X SLO	6.5	0	0	0	2.2E2	0.132	2493	1800	Sisma Y SLO	0	6.5	0	0	2.2E2	0.132
2494	1801	Sisma X SLV	8.7	0	0	0	2.2E2	0.132	2495	1801	Sisma Y SLV	0	8.7	0	0	2.2E2	0.132
2496	1801	Sisma X SLO	6.5	0	0	0	2.2E2	0.132	2497	1801	Sisma Y SLO	0	6.5	0	0	2.2E2	0.132
2498	1802	Sisma X SLV	8.7	0	0	0	2.2E2	0.132	2499	1802	Sisma Y SLV	0	8.7	0	0	2.2E2	0.132
2500	1802	Sisma X SLO	6.5	0	0	0	2.2E2	0.132	2501	1802	Sisma Y SLO	0	6.5	0	0	2.2E2	0.132
2502	1803	Sisma X SLV	13.2	0	0	0	3.3E2	0.132	2503	1803	Sisma Y SLV	0	13.2	0	0	3.3E2	0.132

**PIAZZALE TRIAGE-FABBRICATO-ALLEGATO
ALLA REL. PREDIMENSIONAMENTO
STRUTTURE**

Codice documento
SF0272_F0

<i>Rev</i>	<i>Data</i>
F0	20/06/2011

Indice	Nodo	Condizione	Fx	Fy	Fz	Mz	Peso	Gamma	Indice	Nodo	Condizione	Fx	Fy	Fz	Mz	Peso	Gamma
2504	1803	Sisma X SLO	9.9	0	0	0	3.3E2	0.132	2505	1803	Sisma Y SLO	0	9.9	0	0	3.3E2	0.132
2506	1804	Sisma X SLV	9.4	0	0	0	2.3E2	0.132	2507	1804	Sisma Y SLV	0	9.4	0	0	2.3E2	0.132
2508	1804	Sisma X SLO	7	0	0	0	2.3E2	0.132	2509	1804	Sisma Y SLO	0	7	0	0	2.3E2	0.132
2510	1805	Sisma X SLV	9.4	0	0	0	2.3E2	0.132	2511	1805	Sisma Y SLV	0	9.4	0	0	2.3E2	0.132
2512	1805	Sisma X SLO	7	0	0	0	2.3E2	0.132	2513	1805	Sisma Y SLO	0	7	0	0	2.3E2	0.132
2514	1806	Sisma X SLV	9.4	0	0	0	2.3E2	0.132	2515	1806	Sisma Y SLV	0	9.4	0	0	2.3E2	0.132
2516	1806	Sisma X SLO	7	0	0	0	2.3E2	0.132	2517	1806	Sisma Y SLO	0	7	0	0	2.3E2	0.132
2518	1807	Sisma X SLV	9.4	0	0	0	2.3E2	0.132	2519	1807	Sisma Y SLV	0	9.4	0	0	2.3E2	0.132
2520	1807	Sisma X SLO	7	0	0	0	2.3E2	0.132	2521	1807	Sisma Y SLO	0	7	0	0	2.3E2	0.132
2522	1808	Sisma X SLV	9.4	0	0	0	2.3E2	0.132	2523	1808	Sisma Y SLV	0	9.4	0	0	2.3E2	0.132
2524	1808	Sisma X SLO	7	0	0	0	2.3E2	0.132	2525	1808	Sisma Y SLO	0	7	0	0	2.3E2	0.132
2526	1809	Sisma X SLV	4.7	0	0	0	1.2E2	0.132	2527	1809	Sisma Y SLV	0	4.7	0	0	1.2E2	0.132
2528	1809	Sisma X SLO	3.5	0	0	0	1.2E2	0.132	2529	1809	Sisma Y SLO	0	3.5	0	0	1.2E2	0.132
2530	1810	Sisma X SLV	9.5	0	0	0	2.4E2	0.132	2531	1810	Sisma Y SLV	0	9.5	0	0	2.4E2	0.132
2532	1810	Sisma X SLO	7.1	0	0	0	2.4E2	0.132	2533	1810	Sisma Y SLO	0	7.1	0	0	2.4E2	0.132
2534	1811	Sisma X SLV	9.4	0	0	0	2.3E2	0.132	2535	1811	Sisma Y SLV	0	9.4	0	0	2.3E2	0.132
2536	1811	Sisma X SLO	7	0	0	0	2.3E2	0.132	2537	1811	Sisma Y SLO	0	7	0	0	2.3E2	0.132
2538	1812	Sisma X SLV	9.4	0	0	0	2.3E2	0.132	2539	1812	Sisma Y SLV	0	9.4	0	0	2.3E2	0.132
2540	1812	Sisma X SLO	7	0	0	0	2.3E2	0.132	2541	1812	Sisma Y SLO	0	7	0	0	2.3E2	0.132
2542	1813	Sisma X SLV	9.4	0	0	0	2.3E2	0.132	2543	1813	Sisma Y SLV	0	9.4	0	0	2.3E2	0.132
2544	1813	Sisma X SLO	7	0	0	0	2.3E2	0.132	2545	1813	Sisma Y SLO	0	7	0	0	2.3E2	0.132
2546	1814	Sisma X SLV	9.6	0	0	0	2.4E2	0.132	2547	1814	Sisma Y SLV	0	9.6	0	0	2.4E2	0.132
2548	1814	Sisma X SLO	7.2	0	0	0	2.4E2	0.132	2549	1814	Sisma Y SLO	0	7.2	0	0	2.4E2	0.132
2550	1815	Sisma X SLV	9.8	0	0	0	2.4E2	0.132	2551	1815	Sisma Y SLV	0	9.8	0	0	2.4E2	0.132
2552	1815	Sisma X SLO	7.3	0	0	0	2.4E2	0.132	2553	1815	Sisma Y SLO	0	7.3	0	0	2.4E2	0.132
2554	1816	Sisma X SLV	9.8	0	0	0	2.4E2	0.132	2555	1816	Sisma Y SLV	0	9.8	0	0	2.4E2	0.132
2556	1816	Sisma X SLO	7.3	0	0	0	2.4E2	0.132	2557	1816	Sisma Y SLO	0	7.3	0	0	2.4E2	0.132

**PIAZZALE TRIAGE-FABBRICATO-ALLEGATO
ALLA REL. PREDIMENSIONAMENTO
STRUTTURE**

Codice documento
SF0272_F0

<i>Rev</i>	<i>Data</i>
F0	20/06/2011

Indice	Nodo	Condizione	Fx	Fy	Fz	Mz	Peso	Gamma	Indice	Nodo	Condizione	Fx	Fy	Fz	Mz	Peso	Gamma
2558	1817	Sisma X SLV	9.8	0	0	0	2.4E2	0.132	2559	1817	Sisma Y SLV	0	9.8	0	0	2.4E2	0.132
2560	1817	Sisma X SLO	7.3	0	0	0	2.4E2	0.132	2561	1817	Sisma Y SLO	0	7.3	0	0	2.4E2	0.132
2562	1818	Sisma X SLV	9.8	0	0	0	2.4E2	0.132	2563	1818	Sisma Y SLV	0	9.8	0	0	2.4E2	0.132
2564	1818	Sisma X SLO	7.3	0	0	0	2.4E2	0.132	2565	1818	Sisma Y SLO	0	7.3	0	0	2.4E2	0.132
2566	1819	Sisma X SLV	10	0	0	0	2.5E2	0.132	2567	1819	Sisma Y SLV	0	10	0	0	2.5E2	0.132
2568	1819	Sisma X SLO	7.5	0	0	0	2.5E2	0.132	2569	1819	Sisma Y SLO	0	7.5	0	0	2.5E2	0.132
2570	1820	Sisma X SLV	10.2	0	0	0	2.5E2	0.132	2571	1820	Sisma Y SLV	0	10.2	0	0	2.5E2	0.132
2572	1820	Sisma X SLO	7.6	0	0	0	2.5E2	0.132	2573	1820	Sisma Y SLO	0	7.6	0	0	2.5E2	0.132
2574	1821	Sisma X SLV	10.2	0	0	0	2.5E2	0.132	2575	1821	Sisma Y SLV	0	10.2	0	0	2.5E2	0.132
2576	1821	Sisma X SLO	7.6	0	0	0	2.5E2	0.132	2577	1821	Sisma Y SLO	0	7.6	0	0	2.5E2	0.132
2578	1822	Sisma X SLV	10.2	0	0	0	2.5E2	0.132	2579	1822	Sisma Y SLV	0	10.2	0	0	2.5E2	0.132
2580	1822	Sisma X SLO	7.6	0	0	0	2.5E2	0.132	2581	1822	Sisma Y SLO	0	7.6	0	0	2.5E2	0.132
2582	1823	Sisma X SLV	9.9	0	0	0	2.5E2	0.132	2583	1823	Sisma Y SLV	0	9.9	0	0	2.5E2	0.132
2584	1823	Sisma X SLO	7.4	0	0	0	2.5E2	0.132	2585	1823	Sisma Y SLO	0	7.4	0	0	2.5E2	0.132
2586	1824	Sisma X SLV	4.7	0	0	0	1.2E2	0.132	2587	1824	Sisma Y SLV	0	4.7	0	0	1.2E2	0.132
2588	1824	Sisma X SLO	3.5	0	0	0	1.2E2	0.132	2589	1824	Sisma Y SLO	0	3.5	0	0	1.2E2	0.132
2590	1825	Sisma X SLV	9.4	0	0	0	2.3E2	0.132	2591	1825	Sisma Y SLV	0	9.4	0	0	2.3E2	0.132
2592	1825	Sisma X SLO	7	0	0	0	2.3E2	0.132	2593	1825	Sisma Y SLO	0	7	0	0	2.3E2	0.132
2594	1826	Sisma X SLV	9.4	0	0	0	2.3E2	0.132	2595	1826	Sisma Y SLV	0	9.4	0	0	2.3E2	0.132
2596	1826	Sisma X SLO	7	0	0	0	2.3E2	0.132	2597	1826	Sisma Y SLO	0	7	0	0	2.3E2	0.132
2598	1827	Sisma X SLV	9.4	0	0	0	2.3E2	0.132	2599	1827	Sisma Y SLV	0	9.4	0	0	2.3E2	0.132
2600	1827	Sisma X SLO	7	0	0	0	2.3E2	0.132	2601	1827	Sisma Y SLO	0	7	0	0	2.3E2	0.132
2602	1828	Sisma X SLV	9.4	0	0	0	2.3E2	0.132	2603	1828	Sisma Y SLV	0	9.4	0	0	2.3E2	0.132
2604	1828	Sisma X SLO	7	0	0	0	2.3E2	0.132	2605	1828	Sisma Y SLO	0	7	0	0	2.3E2	0.132
2606	1829	Sisma X SLV	9.4	0	0	0	2.3E2	0.132	2607	1829	Sisma Y SLV	0	9.4	0	0	2.3E2	0.132
2608	1829	Sisma X SLO	7	0	0	0	2.3E2	0.132	2609	1829	Sisma Y SLO	0	7	0	0	2.3E2	0.132
2610	1830	Sisma X SLV	9.4	0	0	0	2.3E2	0.132	2611	1830	Sisma Y SLV	0	9.4	0	0	2.3E2	0.132

**PIAZZALE TRIAGE-FABBRICATO-ALLEGATO
ALLA REL. PREDIMENSIONAMENTO
STRUTTURE**

Codice documento
SF0272_F0

<i>Rev</i>	<i>Data</i>
F0	20/06/2011

Indice	Nodo	Condizione	Fx	Fy	Fz	Mz	Peso	Gamma	Indice	Nodo	Condizione	Fx	Fy	Fz	Mz	Peso	Gamma
2612	1830	Sisma X SLO	7	0	0	0	2.3E2	0.132	2613	1830	Sisma Y SLO	0	7	0	0	2.3E2	0.132
2614	1831	Sisma X SLV	13.6	0	0	0	3.4E2	0.132	2615	1831	Sisma Y SLV	0	13.6	0	0	3.4E2	0.132
2616	1831	Sisma X SLO	10.1	0	0	0	3.4E2	0.132	2617	1831	Sisma Y SLO	0	10.1	0	0	3.4E2	0.132
2618	1832	Sisma X SLV	9.4	0	0	0	2.3E2	0.132	2619	1832	Sisma Y SLV	0	9.4	0	0	2.3E2	0.132
2620	1832	Sisma X SLO	7	0	0	0	2.3E2	0.132	2621	1832	Sisma Y SLO	0	7	0	0	2.3E2	0.132
2622	1833	Sisma X SLV	9.4	0	0	0	2.3E2	0.132	2623	1833	Sisma Y SLV	0	9.4	0	0	2.3E2	0.132
2624	1833	Sisma X SLO	7	0	0	0	2.3E2	0.132	2625	1833	Sisma Y SLO	0	7	0	0	2.3E2	0.132
2626	1834	Sisma X SLV	9.4	0	0	0	2.3E2	0.132	2627	1834	Sisma Y SLV	0	9.4	0	0	2.3E2	0.132
2628	1834	Sisma X SLO	7	0	0	0	2.3E2	0.132	2629	1834	Sisma Y SLO	0	7	0	0	2.3E2	0.132
2630	1835	Sisma X SLV	9.4	0	0	0	2.3E2	0.132	2631	1835	Sisma Y SLV	0	9.4	0	0	2.3E2	0.132
2632	1835	Sisma X SLO	7	0	0	0	2.3E2	0.132	2633	1835	Sisma Y SLO	0	7	0	0	2.3E2	0.132
2634	1836	Sisma X SLV	9.4	0	0	0	2.3E2	0.132	2635	1836	Sisma Y SLV	0	9.4	0	0	2.3E2	0.132
2636	1836	Sisma X SLO	7	0	0	0	2.3E2	0.132	2637	1836	Sisma Y SLO	0	7	0	0	2.3E2	0.132
2638	1837	Sisma X SLV	9.4	0	0	0	2.3E2	0.132	2639	1837	Sisma Y SLV	0	9.4	0	0	2.3E2	0.132
2640	1837	Sisma X SLO	7	0	0	0	2.3E2	0.132	2641	1837	Sisma Y SLO	0	7	0	0	2.3E2	0.132
2642	1838	Sisma X SLV	9.3	0	0	0	2.3E2	0.132	2643	1838	Sisma Y SLV	0	9.3	0	0	2.3E2	0.132
2644	1838	Sisma X SLO	6.9	0	0	0	2.3E2	0.132	2645	1838	Sisma Y SLO	0	6.9	0	0	2.3E2	0.132
2646	1839	Sisma X SLV	9.2	0	0	0	2.3E2	0.132	2647	1839	Sisma Y SLV	0	9.2	0	0	2.3E2	0.132
2648	1839	Sisma X SLO	6.9	0	0	0	2.3E2	0.132	2649	1839	Sisma Y SLO	0	6.9	0	0	2.3E2	0.132
2650	1840	Sisma X SLV	9.2	0	0	0	2.3E2	0.132	2651	1840	Sisma Y SLV	0	9.2	0	0	2.3E2	0.132
2652	1840	Sisma X SLO	6.9	0	0	0	2.3E2	0.132	2653	1840	Sisma Y SLO	0	6.9	0	0	2.3E2	0.132
2654	1841	Sisma X SLV	9.2	0	0	0	2.3E2	0.132	2655	1841	Sisma Y SLV	0	9.2	0	0	2.3E2	0.132
2656	1841	Sisma X SLO	6.9	0	0	0	2.3E2	0.132	2657	1841	Sisma Y SLO	0	6.9	0	0	2.3E2	0.132
2658	1842	Sisma X SLV	9.2	0	0	0	2.3E2	0.132	2659	1842	Sisma Y SLV	0	9.2	0	0	2.3E2	0.132
2660	1842	Sisma X SLO	6.9	0	0	0	2.3E2	0.132	2661	1842	Sisma Y SLO	0	6.9	0	0	2.3E2	0.132
2662	1843	Sisma X SLV	9.2	0	0	0	2.3E2	0.132	2663	1843	Sisma Y SLV	0	9.2	0	0	2.3E2	0.132
2664	1843	Sisma X SLO	6.9	0	0	0	2.3E2	0.132	2665	1843	Sisma Y SLO	0	6.9	0	0	2.3E2	0.132

**PIAZZALE TRIAGE-FABBRICATO-ALLEGATO
ALLA REL. PREDIMENSIONAMENTO
STRUTTURE**

Codice documento
SF0272_F0

<i>Rev</i>	<i>Data</i>
F0	20/06/2011

Indice	Nodo	Condizione	Fx	Fy	Fz	Mz	Peso	Gamma	Indice	Nodo	Condizione	Fx	Fy	Fz	Mz	Peso	Gamma
2666	1844	Sisma X SLV	9.2	0	0	0	2.3E2	0.132	2667	1844	Sisma Y SLV	0	9.2	0	0	2.3E2	0.132
2668	1844	Sisma X SLO	6.9	0	0	0	2.3E2	0.132	2669	1844	Sisma Y SLO	0	6.9	0	0	2.3E2	0.132
2670	1845	Sisma X SLV	9.4	0	0	0	2.3E2	0.132	2671	1845	Sisma Y SLV	0	9.4	0	0	2.3E2	0.132
2672	1845	Sisma X SLO	7	0	0	0	2.3E2	0.132	2673	1845	Sisma Y SLO	0	7	0	0	2.3E2	0.132
2674	1846	Sisma X SLV	23.9	0	0	0	2.4E2	0.328	2675	1846	Sisma Y SLV	0	23.9	0	0	2.4E2	0.328
2676	1846	Sisma X SLO	17.8	0	0	0	2.4E2	0.328	2677	1846	Sisma Y SLO	0	17.8	0	0	2.4E2	0.328
2678	1847	Sisma X SLV	23.9	0	0	0	2.4E2	0.328	2679	1847	Sisma Y SLV	0	23.9	0	0	2.4E2	0.328
2680	1847	Sisma X SLO	17.8	0	0	0	2.4E2	0.328	2681	1847	Sisma Y SLO	0	17.8	0	0	2.4E2	0.328
2682	1848	Sisma X SLV	23.9	0	0	0	2.4E2	0.328	2683	1848	Sisma Y SLV	0	23.9	0	0	2.4E2	0.328
2684	1848	Sisma X SLO	17.8	0	0	0	2.4E2	0.328	2685	1848	Sisma Y SLO	0	17.8	0	0	2.4E2	0.328
2686	1849	Sisma X SLV	23.9	0	0	0	2.4E2	0.328	2687	1849	Sisma Y SLV	0	23.9	0	0	2.4E2	0.328
2688	1849	Sisma X SLO	17.8	0	0	0	2.4E2	0.328	2689	1849	Sisma Y SLO	0	17.8	0	0	2.4E2	0.328
2690	1850	Sisma X SLV	23.9	0	0	0	2.4E2	0.328	2691	1850	Sisma Y SLV	0	23.9	0	0	2.4E2	0.328
2692	1850	Sisma X SLO	17.8	0	0	0	2.4E2	0.328	2693	1850	Sisma Y SLO	0	17.8	0	0	2.4E2	0.328
2694	1851	Sisma X SLV	24.1	0	0	0	2.4E2	0.328	2695	1851	Sisma Y SLV	0	24.1	0	0	2.4E2	0.328
2696	1851	Sisma X SLO	17.9	0	0	0	2.4E2	0.328	2697	1851	Sisma Y SLO	0	17.9	0	0	2.4E2	0.328
2698	1852	Sisma X SLV	24.2	0	0	0	2.4E2	0.328	2699	1852	Sisma Y SLV	0	24.2	0	0	2.4E2	0.328
2700	1852	Sisma X SLO	18	0	0	0	2.4E2	0.328	2701	1852	Sisma Y SLO	0	18	0	0	2.4E2	0.328
2702	1853	Sisma X SLV	24.2	0	0	0	2.4E2	0.328	2703	1853	Sisma Y SLV	0	24.2	0	0	2.4E2	0.328
2704	1853	Sisma X SLO	18	0	0	0	2.4E2	0.328	2705	1853	Sisma Y SLO	0	18	0	0	2.4E2	0.328
2706	1854	Sisma X SLV	24.2	0	0	0	2.4E2	0.328	2707	1854	Sisma Y SLV	0	24.2	0	0	2.4E2	0.328
2708	1854	Sisma X SLO	18	0	0	0	2.4E2	0.328	2709	1854	Sisma Y SLO	0	18	0	0	2.4E2	0.328
2710	1855	Sisma X SLV	24.2	0	0	0	2.4E2	0.328	2711	1855	Sisma Y SLV	0	24.2	0	0	2.4E2	0.328
2712	1855	Sisma X SLO	18	0	0	0	2.4E2	0.328	2713	1855	Sisma Y SLO	0	18	0	0	2.4E2	0.328
2714	1856	Sisma X SLV	24.2	0	0	0	2.4E2	0.328	2715	1856	Sisma Y SLV	0	24.2	0	0	2.4E2	0.328
2716	1856	Sisma X SLO	18	0	0	0	2.4E2	0.328	2717	1856	Sisma Y SLO	0	18	0	0	2.4E2	0.328
2718	1857	Sisma X SLV	24.2	0	0	0	2.4E2	0.328	2719	1857	Sisma Y SLV	0	24.2	0	0	2.4E2	0.328

**PIAZZALE TRIAGE-FABBRICATO-ALLEGATO
ALLA REL. PREDIMENSIONAMENTO
STRUTTURE**

Codice documento
SF0272_F0

<i>Rev</i>	<i>Data</i>
F0	20/06/2011

Indice	Nodo	Condizione	Fx	Fy	Fz	Mz	Peso	Gamma	Indice	Nodo	Condizione	Fx	Fy	Fz	Mz	Peso	Gamma
2720	1857	Sisma X SLO	18	0	0	0	2.4E2	0.328	2721	1857	Sisma Y SLO	0	18	0	0	2.4E2	0.328
2722	1858	Sisma X SLV	22.9	0	0	0	2.3E2	0.328	2723	1858	Sisma Y SLV	0	22.9	0	0	2.3E2	0.328
2724	1858	Sisma X SLO	17.1	0	0	0	2.3E2	0.328	2725	1858	Sisma Y SLO	0	17.1	0	0	2.3E2	0.328
2726	1859	Sisma X SLV	21.7	0	0	0	2.2E2	0.328	2727	1859	Sisma Y SLV	0	21.7	0	0	2.2E2	0.328
2728	1859	Sisma X SLO	16.2	0	0	0	2.2E2	0.328	2729	1859	Sisma Y SLO	0	16.2	0	0	2.2E2	0.328
2730	1860	Sisma X SLV	21.7	0	0	0	2.2E2	0.328	2731	1860	Sisma Y SLV	0	21.7	0	0	2.2E2	0.328
2732	1860	Sisma X SLO	16.2	0	0	0	2.2E2	0.328	2733	1860	Sisma Y SLO	0	16.2	0	0	2.2E2	0.328
2734	1861	Sisma X SLV	21.7	0	0	0	2.2E2	0.328	2735	1861	Sisma Y SLV	0	21.7	0	0	2.2E2	0.328
2736	1861	Sisma X SLO	16.2	0	0	0	2.2E2	0.328	2737	1861	Sisma Y SLO	0	16.2	0	0	2.2E2	0.328
2738	1862	Sisma X SLV	21.7	0	0	0	2.2E2	0.328	2739	1862	Sisma Y SLV	0	21.7	0	0	2.2E2	0.328
2740	1862	Sisma X SLO	16.2	0	0	0	2.2E2	0.328	2741	1862	Sisma Y SLO	0	16.2	0	0	2.2E2	0.328
2742	1863	Sisma X SLV	21.7	0	0	0	2.2E2	0.328	2743	1863	Sisma Y SLV	0	21.7	0	0	2.2E2	0.328
2744	1863	Sisma X SLO	16.2	0	0	0	2.2E2	0.328	2745	1863	Sisma Y SLO	0	16.2	0	0	2.2E2	0.328
2746	1864	Sisma X SLV	21.7	0	0	0	2.2E2	0.328	2747	1864	Sisma Y SLV	0	21.7	0	0	2.2E2	0.328
2748	1864	Sisma X SLO	16.2	0	0	0	2.2E2	0.328	2749	1864	Sisma Y SLO	0	16.2	0	0	2.2E2	0.328
2750	1865	Sisma X SLV	21.7	0	0	0	2.2E2	0.328	2751	1865	Sisma Y SLV	0	21.7	0	0	2.2E2	0.328
2752	1865	Sisma X SLO	16.2	0	0	0	2.2E2	0.328	2753	1865	Sisma Y SLO	0	16.2	0	0	2.2E2	0.328
2754	1866	Sisma X SLV	21.7	0	0	0	2.2E2	0.328	2755	1866	Sisma Y SLV	0	21.7	0	0	2.2E2	0.328
2756	1866	Sisma X SLO	16.2	0	0	0	2.2E2	0.328	2757	1866	Sisma Y SLO	0	16.2	0	0	2.2E2	0.328
2758	1867	Sisma X SLV	21.7	0	0	0	2.2E2	0.328	2759	1867	Sisma Y SLV	0	21.7	0	0	2.2E2	0.328
2760	1867	Sisma X SLO	16.2	0	0	0	2.2E2	0.328	2761	1867	Sisma Y SLO	0	16.2	0	0	2.2E2	0.328
2762	1868	Sisma X SLV	21.7	0	0	0	2.2E2	0.328	2763	1868	Sisma Y SLV	0	21.7	0	0	2.2E2	0.328
2764	1868	Sisma X SLO	16.2	0	0	0	2.2E2	0.328	2765	1868	Sisma Y SLO	0	16.2	0	0	2.2E2	0.328
2766	1869	Sisma X SLV	21.7	0	0	0	2.2E2	0.328	2767	1869	Sisma Y SLV	0	21.7	0	0	2.2E2	0.328
2768	1869	Sisma X SLO	16.2	0	0	0	2.2E2	0.328	2769	1869	Sisma Y SLO	0	16.2	0	0	2.2E2	0.328
2770	1870	Sisma X SLV	21.7	0	0	0	2.2E2	0.328	2771	1870	Sisma Y SLV	0	21.7	0	0	2.2E2	0.328
2772	1870	Sisma X SLO	16.2	0	0	0	2.2E2	0.328	2773	1870	Sisma Y SLO	0	16.2	0	0	2.2E2	0.328

**PIAZZALE TRIAGE-FABBRICATO-ALLEGATO
ALLA REL. PREDIMENSIONAMENTO
STRUTTURE**

Codice documento
SF0272_F0

<i>Rev</i>	<i>Data</i>
F0	20/06/2011

Indice	Nodo	Condizione	Fx	Fy	Fz	Mz	Peso	Gamma	Indice	Nodo	Condizione	Fx	Fy	Fz	Mz	Peso	Gamma
2774	1871	Sisma X SLV	21.7	0	0	0	2.2E2	0.328	2775	1871	Sisma Y SLV	0	21.7	0	0	2.2E2	0.328
2776	1871	Sisma X SLO	16.2	0	0	0	2.2E2	0.328	2777	1871	Sisma Y SLO	0	16.2	0	0	2.2E2	0.328
2778	1872	Sisma X SLV	21.7	0	0	0	2.2E2	0.328	2779	1872	Sisma Y SLV	0	21.7	0	0	2.2E2	0.328
2780	1872	Sisma X SLO	16.2	0	0	0	2.2E2	0.328	2781	1872	Sisma Y SLO	0	16.2	0	0	2.2E2	0.328
2782	1873	Sisma X SLV	21.7	0	0	0	2.2E2	0.328	2783	1873	Sisma Y SLV	0	21.7	0	0	2.2E2	0.328
2784	1873	Sisma X SLO	16.2	0	0	0	2.2E2	0.328	2785	1873	Sisma Y SLO	0	16.2	0	0	2.2E2	0.328
2786	1874	Sisma X SLV	21.7	0	0	0	2.2E2	0.328	2787	1874	Sisma Y SLV	0	21.7	0	0	2.2E2	0.328
2788	1874	Sisma X SLO	16.2	0	0	0	2.2E2	0.328	2789	1874	Sisma Y SLO	0	16.2	0	0	2.2E2	0.328
2790	1875	Sisma X SLV	21.7	0	0	0	2.2E2	0.328	2791	1875	Sisma Y SLV	0	21.7	0	0	2.2E2	0.328
2792	1875	Sisma X SLO	16.2	0	0	0	2.2E2	0.328	2793	1875	Sisma Y SLO	0	16.2	0	0	2.2E2	0.328
2794	1876	Sisma X SLV	21.7	0	0	0	2.2E2	0.328	2795	1876	Sisma Y SLV	0	21.7	0	0	2.2E2	0.328
2796	1876	Sisma X SLO	16.2	0	0	0	2.2E2	0.328	2797	1876	Sisma Y SLO	0	16.2	0	0	2.2E2	0.328
2798	1877	Sisma X SLV	21.7	0	0	0	2.2E2	0.328	2799	1877	Sisma Y SLV	0	21.7	0	0	2.2E2	0.328
2800	1877	Sisma X SLO	16.2	0	0	0	2.2E2	0.328	2801	1877	Sisma Y SLO	0	16.2	0	0	2.2E2	0.328
2802	1878	Sisma X SLV	21.7	0	0	0	2.2E2	0.328	2803	1878	Sisma Y SLV	0	21.7	0	0	2.2E2	0.328
2804	1878	Sisma X SLO	16.2	0	0	0	2.2E2	0.328	2805	1878	Sisma Y SLO	0	16.2	0	0	2.2E2	0.328
2806	1879	Sisma X SLV	33	0	0	0	3.3E2	0.328	2807	1879	Sisma Y SLV	0	33	0	0	3.3E2	0.328
2808	1879	Sisma X SLO	24.6	0	0	0	3.3E2	0.328	2809	1879	Sisma Y SLO	0	24.6	0	0	3.3E2	0.328
2810	1880	Sisma X SLV	23.4	0	0	0	2.3E2	0.328	2811	1880	Sisma Y SLV	0	23.4	0	0	2.3E2	0.328
2812	1880	Sisma X SLO	17.5	0	0	0	2.3E2	0.328	2813	1880	Sisma Y SLO	0	17.5	0	0	2.3E2	0.328
2814	1881	Sisma X SLV	23.4	0	0	0	2.3E2	0.328	2815	1881	Sisma Y SLV	0	23.4	0	0	2.3E2	0.328
2816	1881	Sisma X SLO	17.5	0	0	0	2.3E2	0.328	2817	1881	Sisma Y SLO	0	17.5	0	0	2.3E2	0.328
2818	1882	Sisma X SLV	23.4	0	0	0	2.3E2	0.328	2819	1882	Sisma Y SLV	0	23.4	0	0	2.3E2	0.328
2820	1882	Sisma X SLO	17.5	0	0	0	2.3E2	0.328	2821	1882	Sisma Y SLO	0	17.5	0	0	2.3E2	0.328
2822	1883	Sisma X SLV	23.4	0	0	0	2.3E2	0.328	2823	1883	Sisma Y SLV	0	23.4	0	0	2.3E2	0.328
2824	1883	Sisma X SLO	17.5	0	0	0	2.3E2	0.328	2825	1883	Sisma Y SLO	0	17.5	0	0	2.3E2	0.328
2826	1884	Sisma X SLV	23.4	0	0	0	2.3E2	0.328	2827	1884	Sisma Y SLV	0	23.4	0	0	2.3E2	0.328

**PIAZZALE TRIAGE-FABBRICATO-ALLEGATO
ALLA REL. PREDIMENSIONAMENTO
STRUTTURE**

Codice documento
SF0272_F0

<i>Rev</i>	<i>Data</i>
F0	20/06/2011

Indice	Nodo	Condizione	Fx	Fy	Fz	Mz	Peso	Gamma	Indice	Nodo	Condizione	Fx	Fy	Fz	Mz	Peso	Gamma
2828	1884	Sisma X SLO	17.5	0	0	0	2.3E2	0.328	2829	1884	Sisma Y SLO	0	17.5	0	0	2.3E2	0.328
2830	1885	Sisma X SLV	11.7	0	0	0	1.2E2	0.328	2831	1885	Sisma Y SLV	0	11.7	0	0	1.2E2	0.328
2832	1885	Sisma X SLO	8.7	0	0	0	1.2E2	0.328	2833	1885	Sisma Y SLO	0	8.7	0	0	1.2E2	0.328
2834	1886	Sisma X SLV	23.7	0	0	0	2.4E2	0.328	2835	1886	Sisma Y SLV	0	23.7	0	0	2.4E2	0.328
2836	1886	Sisma X SLO	17.6	0	0	0	2.4E2	0.328	2837	1886	Sisma Y SLO	0	17.6	0	0	2.4E2	0.328
2838	1887	Sisma X SLV	23.6	0	0	0	2.3E2	0.328	2839	1887	Sisma Y SLV	0	23.6	0	0	2.3E2	0.328
2840	1887	Sisma X SLO	17.5	0	0	0	2.3E2	0.328	2841	1887	Sisma Y SLO	0	17.5	0	0	2.3E2	0.328
2842	1888	Sisma X SLV	23.6	0	0	0	2.3E2	0.328	2843	1888	Sisma Y SLV	0	23.6	0	0	2.3E2	0.328
2844	1888	Sisma X SLO	17.5	0	0	0	2.3E2	0.328	2845	1888	Sisma Y SLO	0	17.5	0	0	2.3E2	0.328
2846	1889	Sisma X SLV	23.6	0	0	0	2.3E2	0.328	2847	1889	Sisma Y SLV	0	23.6	0	0	2.3E2	0.328
2848	1889	Sisma X SLO	17.5	0	0	0	2.3E2	0.328	2849	1889	Sisma Y SLO	0	17.5	0	0	2.3E2	0.328
2850	1890	Sisma X SLV	24	0	0	0	2.4E2	0.328	2851	1890	Sisma Y SLV	0	24	0	0	2.4E2	0.328
2852	1890	Sisma X SLO	17.9	0	0	0	2.4E2	0.328	2853	1890	Sisma Y SLO	0	17.9	0	0	2.4E2	0.328
2854	1891	Sisma X SLV	24.4	0	0	0	2.4E2	0.328	2855	1891	Sisma Y SLV	0	24.4	0	0	2.4E2	0.328
2856	1891	Sisma X SLO	18.2	0	0	0	2.4E2	0.328	2857	1891	Sisma Y SLO	0	18.2	0	0	2.4E2	0.328
2858	1892	Sisma X SLV	24.4	0	0	0	2.4E2	0.328	2859	1892	Sisma Y SLV	0	24.4	0	0	2.4E2	0.328
2860	1892	Sisma X SLO	18.2	0	0	0	2.4E2	0.328	2861	1892	Sisma Y SLO	0	18.2	0	0	2.4E2	0.328
2862	1893	Sisma X SLV	24.4	0	0	0	2.4E2	0.328	2863	1893	Sisma Y SLV	0	24.4	0	0	2.4E2	0.328
2864	1893	Sisma X SLO	18.2	0	0	0	2.4E2	0.328	2865	1893	Sisma Y SLO	0	18.2	0	0	2.4E2	0.328
2866	1894	Sisma X SLV	24.4	0	0	0	2.4E2	0.328	2867	1894	Sisma Y SLV	0	24.4	0	0	2.4E2	0.328
2868	1894	Sisma X SLO	18.2	0	0	0	2.4E2	0.328	2869	1894	Sisma Y SLO	0	18.2	0	0	2.4E2	0.328
2870	1895	Sisma X SLV	25	0	0	0	2.5E2	0.328	2871	1895	Sisma Y SLV	0	25	0	0	2.5E2	0.328
2872	1895	Sisma X SLO	18.6	0	0	0	2.5E2	0.328	2873	1895	Sisma Y SLO	0	18.6	0	0	2.5E2	0.328
2874	1896	Sisma X SLV	25.6	0	0	0	2.5E2	0.328	2875	1896	Sisma Y SLV	0	25.6	0	0	2.5E2	0.328
2876	1896	Sisma X SLO	19	0	0	0	2.5E2	0.328	2877	1896	Sisma Y SLO	0	19	0	0	2.5E2	0.328
2878	1897	Sisma X SLV	25.6	0	0	0	2.5E2	0.328	2879	1897	Sisma Y SLV	0	25.6	0	0	2.5E2	0.328
2880	1897	Sisma X SLO	19	0	0	0	2.5E2	0.328	2881	1897	Sisma Y SLO	0	19	0	0	2.5E2	0.328

**PIAZZALE TRIAGE-FABBRICATO-ALLEGATO
ALLA REL. PREDIMENSIONAMENTO
STRUTTURE**

Codice documento
SF0272_F0

<i>Rev</i>	<i>Data</i>
F0	20/06/2011

Indice	Nodo	Condizione	Fx	Fy	Fz	Mz	Peso	Gamma	Indice	Nodo	Condizione	Fx	Fy	Fz	Mz	Peso	Gamma
2882	1898	Sisma X SLV	25.6	0	0	0	2.5E2	0.328	2883	1898	Sisma Y SLV	0	25.6	0	0	2.5E2	0.328
2884	1898	Sisma X SLO	19	0	0	0	2.5E2	0.328	2885	1898	Sisma Y SLO	0	19	0	0	2.5E2	0.328
2886	1899	Sisma X SLV	24.7	0	0	0	2.5E2	0.328	2887	1899	Sisma Y SLV	0	24.7	0	0	2.5E2	0.328
2888	1899	Sisma X SLO	18.4	0	0	0	2.5E2	0.328	2889	1899	Sisma Y SLO	0	18.4	0	0	2.5E2	0.328
2890	1900	Sisma X SLV	11.8	0	0	0	1.2E2	0.328	2891	1900	Sisma Y SLV	0	11.8	0	0	1.2E2	0.328
2892	1900	Sisma X SLO	8.8	0	0	0	1.2E2	0.328	2893	1900	Sisma Y SLO	0	8.8	0	0	1.2E2	0.328
2894	1901	Sisma X SLV	23.6	0	0	0	2.3E2	0.328	2895	1901	Sisma Y SLV	0	23.6	0	0	2.3E2	0.328
2896	1901	Sisma X SLO	17.5	0	0	0	2.3E2	0.328	2897	1901	Sisma Y SLO	0	17.5	0	0	2.3E2	0.328
2898	1902	Sisma X SLV	23.6	0	0	0	2.3E2	0.328	2899	1902	Sisma Y SLV	0	23.6	0	0	2.3E2	0.328
2900	1902	Sisma X SLO	17.5	0	0	0	2.3E2	0.328	2901	1902	Sisma Y SLO	0	17.5	0	0	2.3E2	0.328
2902	1903	Sisma X SLV	23.6	0	0	0	2.3E2	0.328	2903	1903	Sisma Y SLV	0	23.6	0	0	2.3E2	0.328
2904	1903	Sisma X SLO	17.5	0	0	0	2.3E2	0.328	2905	1903	Sisma Y SLO	0	17.5	0	0	2.3E2	0.328
2906	1904	Sisma X SLV	23.6	0	0	0	2.3E2	0.328	2907	1904	Sisma Y SLV	0	23.6	0	0	2.3E2	0.328
2908	1904	Sisma X SLO	17.5	0	0	0	2.3E2	0.328	2909	1904	Sisma Y SLO	0	17.5	0	0	2.3E2	0.328
2910	1905	Sisma X SLV	23.6	0	0	0	2.3E2	0.328	2911	1905	Sisma Y SLV	0	23.6	0	0	2.3E2	0.328
2912	1905	Sisma X SLO	17.5	0	0	0	2.3E2	0.328	2913	1905	Sisma Y SLO	0	17.5	0	0	2.3E2	0.328
2914	1906	Sisma X SLV	23.6	0	0	0	2.3E2	0.328	2915	1906	Sisma Y SLV	0	23.6	0	0	2.3E2	0.328
2916	1906	Sisma X SLO	17.5	0	0	0	2.3E2	0.328	2917	1906	Sisma Y SLO	0	17.5	0	0	2.3E2	0.328
2918	1907	Sisma X SLV	34	0	0	0	3.4E2	0.328	2919	1907	Sisma Y SLV	0	34	0	0	3.4E2	0.328
2920	1907	Sisma X SLO	25.3	0	0	0	3.4E2	0.328	2921	1907	Sisma Y SLO	0	25.3	0	0	3.4E2	0.328
2922	1908	Sisma X SLV	23.5	0	0	0	2.3E2	0.328	2923	1908	Sisma Y SLV	0	23.5	0	0	2.3E2	0.328
2924	1908	Sisma X SLO	17.5	0	0	0	2.3E2	0.328	2925	1908	Sisma Y SLO	0	17.5	0	0	2.3E2	0.328
2926	1909	Sisma X SLV	23.5	0	0	0	2.3E2	0.328	2927	1909	Sisma Y SLV	0	23.5	0	0	2.3E2	0.328
2928	1909	Sisma X SLO	17.5	0	0	0	2.3E2	0.328	2929	1909	Sisma Y SLO	0	17.5	0	0	2.3E2	0.328
2930	1910	Sisma X SLV	23.5	0	0	0	2.3E2	0.328	2931	1910	Sisma Y SLV	0	23.5	0	0	2.3E2	0.328
2932	1910	Sisma X SLO	17.5	0	0	0	2.3E2	0.328	2933	1910	Sisma Y SLO	0	17.5	0	0	2.3E2	0.328
2934	1911	Sisma X SLV	23.5	0	0	0	2.3E2	0.328	2935	1911	Sisma Y SLV	0	23.5	0	0	2.3E2	0.328

**PIAZZALE TRIAGE-FABBRICATO-ALLEGATO
ALLA REL. PREDIMENSIONAMENTO
STRUTTURE**

Codice documento
SF0272_F0

<i>Rev</i>	<i>Data</i>
F0	20/06/2011

Indice	Nodo	Condizione	Fx	Fy	Fz	Mz	Peso	Gamma	Indice	Nodo	Condizione	Fx	Fy	Fz	Mz	Peso	Gamma
2936	1911	Sisma X SLO	17.5	0	0	0	2.3E2	0.328	2937	1911	Sisma Y SLO	0	17.5	0	0	2.3E2	0.328
2938	1912	Sisma X SLV	23.5	0	0	0	2.3E2	0.328	2939	1912	Sisma Y SLV	0	23.5	0	0	2.3E2	0.328
2940	1912	Sisma X SLO	17.5	0	0	0	2.3E2	0.328	2941	1912	Sisma Y SLO	0	17.5	0	0	2.3E2	0.328
2942	1913	Sisma X SLV	23.5	0	0	0	2.3E2	0.328	2943	1913	Sisma Y SLV	0	23.5	0	0	2.3E2	0.328
2944	1913	Sisma X SLO	17.5	0	0	0	2.3E2	0.328	2945	1913	Sisma Y SLO	0	17.5	0	0	2.3E2	0.328
2946	1914	Sisma X SLV	23.2	0	0	0	2.3E2	0.328	2947	1914	Sisma Y SLV	0	23.2	0	0	2.3E2	0.328
2948	1914	Sisma X SLO	17.3	0	0	0	2.3E2	0.328	2949	1914	Sisma Y SLO	0	17.3	0	0	2.3E2	0.328
2950	1915	Sisma X SLV	23	0	0	0	2.3E2	0.328	2951	1915	Sisma Y SLV	0	23	0	0	2.3E2	0.328
2952	1915	Sisma X SLO	17.1	0	0	0	2.3E2	0.328	2953	1915	Sisma Y SLO	0	17.1	0	0	2.3E2	0.328
2954	1916	Sisma X SLV	23	0	0	0	2.3E2	0.328	2955	1916	Sisma Y SLV	0	23	0	0	2.3E2	0.328
2956	1916	Sisma X SLO	17.1	0	0	0	2.3E2	0.328	2957	1916	Sisma Y SLO	0	17.1	0	0	2.3E2	0.328
2958	1917	Sisma X SLV	23	0	0	0	2.3E2	0.328	2959	1917	Sisma Y SLV	0	23	0	0	2.3E2	0.328
2960	1917	Sisma X SLO	17.1	0	0	0	2.3E2	0.328	2961	1917	Sisma Y SLO	0	17.1	0	0	2.3E2	0.328
2962	1918	Sisma X SLV	23	0	0	0	2.3E2	0.328	2963	1918	Sisma Y SLV	0	23	0	0	2.3E2	0.328
2964	1918	Sisma X SLO	17.1	0	0	0	2.3E2	0.328	2965	1918	Sisma Y SLO	0	17.1	0	0	2.3E2	0.328
2966	1919	Sisma X SLV	23	0	0	0	2.3E2	0.328	2967	1919	Sisma Y SLV	0	23	0	0	2.3E2	0.328
2968	1919	Sisma X SLO	17.1	0	0	0	2.3E2	0.328	2969	1919	Sisma Y SLO	0	17.1	0	0	2.3E2	0.328
2970	1920	Sisma X SLV	23	0	0	0	2.3E2	0.328	2971	1920	Sisma Y SLV	0	23	0	0	2.3E2	0.328
2972	1920	Sisma X SLO	17.1	0	0	0	2.3E2	0.328	2973	1920	Sisma Y SLO	0	17.1	0	0	2.3E2	0.328
2974	1921	Sisma X SLV	23.4	0	0	0	2.3E2	0.328	2975	1921	Sisma Y SLV	0	23.4	0	0	2.3E2	0.328
2976	1921	Sisma X SLO	17.4	0	0	0	2.3E2	0.328	2977	1921	Sisma Y SLO	0	17.4	0	0	2.3E2	0.328
2978	1922	Sisma X SLV	23.8	0	0	0	2.4E2	0.328	2979	1922	Sisma Y SLV	0	23.8	0	0	2.4E2	0.328
2980	1922	Sisma X SLO	17.7	0	0	0	2.4E2	0.328	2981	1922	Sisma Y SLO	0	17.7	0	0	2.4E2	0.328
2982	1923	Sisma X SLV	20.9	0	0	0	2.1E2	0.328	2983	1923	Sisma Y SLV	0	20.9	0	0	2.1E2	0.328
2984	1923	Sisma X SLO	15.6	0	0	0	2.1E2	0.328	2985	1923	Sisma Y SLO	0	15.6	0	0	2.1E2	0.328
2986	1924	Sisma X SLV	23.8	0	0	0	2.4E2	0.328	2987	1924	Sisma Y SLV	0	23.8	0	0	2.4E2	0.328
2988	1924	Sisma X SLO	17.7	0	0	0	2.4E2	0.328	2989	1924	Sisma Y SLO	0	17.7	0	0	2.4E2	0.328

**PIAZZALE TRIAGE-FABBRICATO-ALLEGATO
ALLA REL. PREDIMENSIONAMENTO
STRUTTURE**

Codice documento
SF0272_F0

<i>Rev</i>	<i>Data</i>
F0	20/06/2011

Indice	Nodo	Condizione	Fx	Fy	Fz	Mz	Peso	Gamma	Indice	Nodo	Condizione	Fx	Fy	Fz	Mz	Peso	Gamma
2990	1925	Sisma X SLV	23.8	0	0	0	2.4E2	0.328	2991	1925	Sisma Y SLV	0	23.8	0	0	2.4E2	0.328
2992	1925	Sisma X SLO	17.7	0	0	0	2.4E2	0.328	2993	1925	Sisma Y SLO	0	17.7	0	0	2.4E2	0.328
2994	1926	Sisma X SLV	20.9	0	0	0	2.1E2	0.328	2995	1926	Sisma Y SLV	0	20.9	0	0	2.1E2	0.328
2996	1926	Sisma X SLO	15.6	0	0	0	2.1E2	0.328	2997	1926	Sisma Y SLO	0	15.6	0	0	2.1E2	0.328
2998	1927	Sisma X SLV	23.8	0	0	0	2.4E2	0.328	2999	1927	Sisma Y SLV	0	23.8	0	0	2.4E2	0.328
3000	1927	Sisma X SLO	17.7	0	0	0	2.4E2	0.328	3001	1927	Sisma Y SLO	0	17.7	0	0	2.4E2	0.328
3002	1928	Sisma X SLV	23.8	0	0	0	2.4E2	0.328	3003	1928	Sisma Y SLV	0	23.8	0	0	2.4E2	0.328
3004	1928	Sisma X SLO	17.7	0	0	0	2.4E2	0.328	3005	1928	Sisma Y SLO	0	17.7	0	0	2.4E2	0.328
3006	1929	Sisma X SLV	20.9	0	0	0	2.1E2	0.328	3007	1929	Sisma Y SLV	0	20.9	0	0	2.1E2	0.328
3008	1929	Sisma X SLO	15.6	0	0	0	2.1E2	0.328	3009	1929	Sisma Y SLO	0	15.6	0	0	2.1E2	0.328
3010	1930	Sisma X SLV	23.8	0	0	0	2.4E2	0.328	3011	1930	Sisma Y SLV	0	23.8	0	0	2.4E2	0.328
3012	1930	Sisma X SLO	17.7	0	0	0	2.4E2	0.328	3013	1930	Sisma Y SLO	0	17.7	0	0	2.4E2	0.328
3014	1931	Sisma X SLV	23.8	0	0	0	2.4E2	0.328	3015	1931	Sisma Y SLV	0	23.8	0	0	2.4E2	0.328
3016	1931	Sisma X SLO	17.7	0	0	0	2.4E2	0.328	3017	1931	Sisma Y SLO	0	17.7	0	0	2.4E2	0.328
3018	1932	Sisma X SLV	20.9	0	0	0	2.1E2	0.328	3019	1932	Sisma Y SLV	0	20.9	0	0	2.1E2	0.328
3020	1932	Sisma X SLO	15.6	0	0	0	2.1E2	0.328	3021	1932	Sisma Y SLO	0	15.6	0	0	2.1E2	0.328
3022	1933	Sisma X SLV	23.8	0	0	0	2.4E2	0.328	3023	1933	Sisma Y SLV	0	23.8	0	0	2.4E2	0.328
3024	1933	Sisma X SLO	17.7	0	0	0	2.4E2	0.328	3025	1933	Sisma Y SLO	0	17.7	0	0	2.4E2	0.328
3026	1934	Sisma X SLV	23.8	0	0	0	2.4E2	0.328	3027	1934	Sisma Y SLV	0	23.8	0	0	2.4E2	0.328
3028	1934	Sisma X SLO	17.7	0	0	0	2.4E2	0.328	3029	1934	Sisma Y SLO	0	17.7	0	0	2.4E2	0.328
3030	1935	Sisma X SLV	20.9	0	0	0	2.1E2	0.328	3031	1935	Sisma Y SLV	0	20.9	0	0	2.1E2	0.328
3032	1935	Sisma X SLO	15.6	0	0	0	2.1E2	0.328	3033	1935	Sisma Y SLO	0	15.6	0	0	2.1E2	0.328
3034	1936	Sisma X SLV	23.8	0	0	0	2.4E2	0.328	3035	1936	Sisma Y SLV	0	23.8	0	0	2.4E2	0.328
3036	1936	Sisma X SLO	17.7	0	0	0	2.4E2	0.328	3037	1936	Sisma Y SLO	0	17.7	0	0	2.4E2	0.328
3038	1937	Sisma X SLV	23.8	0	0	0	2.4E2	0.328	3039	1937	Sisma Y SLV	0	23.8	0	0	2.4E2	0.328
3040	1937	Sisma X SLO	17.7	0	0	0	2.4E2	0.328	3041	1937	Sisma Y SLO	0	17.7	0	0	2.4E2	0.328
3042	1938	Sisma X SLV	20.9	0	0	0	2.1E2	0.328	3043	1938	Sisma Y SLV	0	20.9	0	0	2.1E2	0.328

**PIAZZALE TRIAGE-FABBRICATO-ALLEGATO
ALLA REL. PREDIMENSIONAMENTO
STRUTTURE**

Codice documento
SF0272_F0

<i>Rev</i> F0	<i>Data</i> 20/06/2011
------------------	---------------------------

Indice	Nodo	Condizione	Fx	Fy	Fz	Mz	Peso	Gamma	Indice	Nodo	Condizione	Fx	Fy	Fz	Mz	Peso	Gamma
3044	1938	Sisma X SLO	15.6	0	0	0	2.1E2	0.328	3045	1938	Sisma Y SLO	0	15.6	0	0	2.1E2	0.328
3046	1939	Sisma X SLV	23.8	0	0	0	2.4E2	0.328	3047	1939	Sisma Y SLV	0	23.8	0	0	2.4E2	0.328
3048	1939	Sisma X SLO	17.7	0	0	0	2.4E2	0.328	3049	1939	Sisma Y SLO	0	17.7	0	0	2.4E2	0.328
3050	1940	Sisma X SLV	23.8	0	0	0	2.4E2	0.328	3051	1940	Sisma Y SLV	0	23.8	0	0	2.4E2	0.328
3052	1940	Sisma X SLO	17.7	0	0	0	2.4E2	0.328	3053	1940	Sisma Y SLO	0	17.7	0	0	2.4E2	0.328
3054	1941	Sisma X SLV	20.9	0	0	0	2.1E2	0.328	3055	1941	Sisma Y SLV	0	20.9	0	0	2.1E2	0.328
3056	1941	Sisma X SLO	15.6	0	0	0	2.1E2	0.328	3057	1941	Sisma Y SLO	0	15.6	0	0	2.1E2	0.328
3058	1942	Sisma X SLV	23.8	0	0	0	2.4E2	0.328	3059	1942	Sisma Y SLV	0	23.8	0	0	2.4E2	0.328
3060	1942	Sisma X SLO	17.7	0	0	0	2.4E2	0.328	3061	1942	Sisma Y SLO	0	17.7	0	0	2.4E2	0.328
3062	1943	Sisma X SLV	23.8	0	0	0	2.4E2	0.328	3063	1943	Sisma Y SLV	0	23.8	0	0	2.4E2	0.328
3064	1943	Sisma X SLO	17.7	0	0	0	2.4E2	0.328	3065	1943	Sisma Y SLO	0	17.7	0	0	2.4E2	0.328
3066	1944	Sisma X SLV	20.9	0	0	0	2.1E2	0.328	3067	1944	Sisma Y SLV	0	20.9	0	0	2.1E2	0.328
3068	1944	Sisma X SLO	15.6	0	0	0	2.1E2	0.328	3069	1944	Sisma Y SLO	0	15.6	0	0	2.1E2	0.328
3070	1945	Sisma X SLV	23.8	0	0	0	2.4E2	0.328	3071	1945	Sisma Y SLV	0	23.8	0	0	2.4E2	0.328
3072	1945	Sisma X SLO	17.7	0	0	0	2.4E2	0.328	3073	1945	Sisma Y SLO	0	17.7	0	0	2.4E2	0.328
3074	1946	Sisma X SLV	23.8	0	0	0	2.4E2	0.328	3075	1946	Sisma Y SLV	0	23.8	0	0	2.4E2	0.328
3076	1946	Sisma X SLO	17.7	0	0	0	2.4E2	0.328	3077	1946	Sisma Y SLO	0	17.7	0	0	2.4E2	0.328
3078	1947	Sisma X SLV	20.9	0	0	0	2.1E2	0.328	3079	1947	Sisma Y SLV	0	20.9	0	0	2.1E2	0.328
3080	1947	Sisma X SLO	15.6	0	0	0	2.1E2	0.328	3081	1947	Sisma Y SLO	0	15.6	0	0	2.1E2	0.328
3082	1948	Sisma X SLV	23.8	0	0	0	2.4E2	0.328	3083	1948	Sisma Y SLV	0	23.8	0	0	2.4E2	0.328
3084	1948	Sisma X SLO	17.7	0	0	0	2.4E2	0.328	3085	1948	Sisma Y SLO	0	17.7	0	0	2.4E2	0.328
3086	1949	Sisma X SLV	23.8	0	0	0	2.4E2	0.328	3087	1949	Sisma Y SLV	0	23.8	0	0	2.4E2	0.328
3088	1949	Sisma X SLO	17.7	0	0	0	2.4E2	0.328	3089	1949	Sisma Y SLO	0	17.7	0	0	2.4E2	0.328
3090	1950	Sisma X SLV	20.9	0	0	0	2.1E2	0.328	3091	1950	Sisma Y SLV	0	20.9	0	0	2.1E2	0.328
3092	1950	Sisma X SLO	15.6	0	0	0	2.1E2	0.328	3093	1950	Sisma Y SLO	0	15.6	0	0	2.1E2	0.328
3094	1951	Sisma X SLV	23.8	0	0	0	2.4E2	0.328	3095	1951	Sisma Y SLV	0	23.8	0	0	2.4E2	0.328
3096	1951	Sisma X SLO	17.7	0	0	0	2.4E2	0.328	3097	1951	Sisma Y SLO	0	17.7	0	0	2.4E2	0.328

**PIAZZALE TRIAGE-FABBRICATO-ALLEGATO
ALLA REL. PREDIMENSIONAMENTO
STRUTTURE**

Codice documento
SF0272_F0

<i>Rev</i>	<i>Data</i>
F0	20/06/2011

Indice	Nodo	Condizione	Fx	Fy	Fz	Mz	Peso	Gamma	Indice	Nodo	Condizione	Fx	Fy	Fz	Mz	Peso	Gamma
3098	1952	Sisma X SLV	23.8	0	0	0	2.4E2	0.328	3099	1952	Sisma Y SLV	0	23.8	0	0	2.4E2	0.328
3100	1952	Sisma X SLO	17.7	0	0	0	2.4E2	0.328	3101	1952	Sisma Y SLO	0	17.7	0	0	2.4E2	0.328
3102	1953	Sisma X SLV	20.9	0	0	0	2.1E2	0.328	3103	1953	Sisma Y SLV	0	20.9	0	0	2.1E2	0.328
3104	1953	Sisma X SLO	15.6	0	0	0	2.1E2	0.328	3105	1953	Sisma Y SLO	0	15.6	0	0	2.1E2	0.328
3106	1954	Sisma X SLV	23.8	0	0	0	2.4E2	0.328	3107	1954	Sisma Y SLV	0	23.8	0	0	2.4E2	0.328
3108	1954	Sisma X SLO	17.7	0	0	0	2.4E2	0.328	3109	1954	Sisma Y SLO	0	17.7	0	0	2.4E2	0.328
3110	1955	Sisma X SLV	23.8	0	0	0	2.4E2	0.328	3111	1955	Sisma Y SLV	0	23.8	0	0	2.4E2	0.328
3112	1955	Sisma X SLO	17.7	0	0	0	2.4E2	0.328	3113	1955	Sisma Y SLO	0	17.7	0	0	2.4E2	0.328
3114	1956	Sisma X SLV	20.9	0	0	0	2.1E2	0.328	3115	1956	Sisma Y SLV	0	20.9	0	0	2.1E2	0.328
3116	1956	Sisma X SLO	15.6	0	0	0	2.1E2	0.328	3117	1956	Sisma Y SLO	0	15.6	0	0	2.1E2	0.328
3118	1957	Sisma X SLV	23.8	0	0	0	2.4E2	0.328	3119	1957	Sisma Y SLV	0	23.8	0	0	2.4E2	0.328
3120	1957	Sisma X SLO	17.7	0	0	0	2.4E2	0.328	3121	1957	Sisma Y SLO	0	17.7	0	0	2.4E2	0.328
3122	1958	Sisma X SLV	23.8	0	0	0	2.4E2	0.328	3123	1958	Sisma Y SLV	0	23.8	0	0	2.4E2	0.328
3124	1958	Sisma X SLO	17.7	0	0	0	2.4E2	0.328	3125	1958	Sisma Y SLO	0	17.7	0	0	2.4E2	0.328
3126	1959	Sisma X SLV	20.9	0	0	0	2.1E2	0.328	3127	1959	Sisma Y SLV	0	20.9	0	0	2.1E2	0.328
3128	1959	Sisma X SLO	15.6	0	0	0	2.1E2	0.328	3129	1959	Sisma Y SLO	0	15.6	0	0	2.1E2	0.328
3130	1960	Sisma X SLV	23.8	0	0	0	2.4E2	0.328	3131	1960	Sisma Y SLV	0	23.8	0	0	2.4E2	0.328
3132	1960	Sisma X SLO	17.7	0	0	0	2.4E2	0.328	3133	1960	Sisma Y SLO	0	17.7	0	0	2.4E2	0.328
3134	1961	Sisma X SLV	23.8	0	0	0	2.4E2	0.328	3135	1961	Sisma Y SLV	0	23.8	0	0	2.4E2	0.328
3136	1961	Sisma X SLO	17.7	0	0	0	2.4E2	0.328	3137	1961	Sisma Y SLO	0	17.7	0	0	2.4E2	0.328
3138	1962	Sisma X SLV	20.9	0	0	0	2.1E2	0.328	3139	1962	Sisma Y SLV	0	20.9	0	0	2.1E2	0.328
3140	1962	Sisma X SLO	15.6	0	0	0	2.1E2	0.328	3141	1962	Sisma Y SLO	0	15.6	0	0	2.1E2	0.328
3142	1963	Sisma X SLV	23.8	0	0	0	2.4E2	0.328	3143	1963	Sisma Y SLV	0	23.8	0	0	2.4E2	0.328
3144	1963	Sisma X SLO	17.7	0	0	0	2.4E2	0.328	3145	1963	Sisma Y SLO	0	17.7	0	0	2.4E2	0.328
3146	1964	Sisma X SLV	23.8	0	0	0	2.4E2	0.328	3147	1964	Sisma Y SLV	0	23.8	0	0	2.4E2	0.328
3148	1964	Sisma X SLO	17.7	0	0	0	2.4E2	0.328	3149	1964	Sisma Y SLO	0	17.7	0	0	2.4E2	0.328
3150	1965	Sisma X SLV	20.9	0	0	0	2.1E2	0.328	3151	1965	Sisma Y SLV	0	20.9	0	0	2.1E2	0.328

**PIAZZALE TRIAGE-FABBRICATO-ALLEGATO
ALLA REL. PREDIMENSIONAMENTO
STRUTTURE**

Codice documento
SF0272_F0

<i>Rev</i> F0	<i>Data</i> 20/06/2011
------------------	---------------------------

Indice	Nodo	Condizione	Fx	Fy	Fz	Mz	Peso	Gamma	Indice	Nodo	Condizione	Fx	Fy	Fz	Mz	Peso	Gamma
3152	1965	Sisma X SLO	15.6	0	0	0	2.1E2	0.328	3153	1965	Sisma Y SLO	0	15.6	0	0	2.1E2	0.328
3154	1966	Sisma X SLV	23.8	0	0	0	2.4E2	0.328	3155	1966	Sisma Y SLV	0	23.8	0	0	2.4E2	0.328
3156	1966	Sisma X SLO	17.7	0	0	0	2.4E2	0.328	3157	1966	Sisma Y SLO	0	17.7	0	0	2.4E2	0.328
3158	1967	Sisma X SLV	23.8	0	0	0	2.4E2	0.328	3159	1967	Sisma Y SLV	0	23.8	0	0	2.4E2	0.328
3160	1967	Sisma X SLO	17.7	0	0	0	2.4E2	0.328	3161	1967	Sisma Y SLO	0	17.7	0	0	2.4E2	0.328
3162	1968	Sisma X SLV	20.9	0	0	0	2.1E2	0.328	3163	1968	Sisma Y SLV	0	20.9	0	0	2.1E2	0.328
3164	1968	Sisma X SLO	15.6	0	0	0	2.1E2	0.328	3165	1968	Sisma Y SLO	0	15.6	0	0	2.1E2	0.328
3166	1969	Sisma X SLV	23.8	0	0	0	2.4E2	0.328	3167	1969	Sisma Y SLV	0	23.8	0	0	2.4E2	0.328
3168	1969	Sisma X SLO	17.7	0	0	0	2.4E2	0.328	3169	1969	Sisma Y SLO	0	17.7	0	0	2.4E2	0.328
3170	1970	Sisma X SLV	23.8	0	0	0	2.4E2	0.328	3171	1970	Sisma Y SLV	0	23.8	0	0	2.4E2	0.328
3172	1970	Sisma X SLO	17.7	0	0	0	2.4E2	0.328	3173	1970	Sisma Y SLO	0	17.7	0	0	2.4E2	0.328
3174	1971	Sisma X SLV	20.9	0	0	0	2.1E2	0.328	3175	1971	Sisma Y SLV	0	20.9	0	0	2.1E2	0.328
3176	1971	Sisma X SLO	15.6	0	0	0	2.1E2	0.328	3177	1971	Sisma Y SLO	0	15.6	0	0	2.1E2	0.328
3178	1972	Sisma X SLV	23.8	0	0	0	2.4E2	0.328	3179	1972	Sisma Y SLV	0	23.8	0	0	2.4E2	0.328
3180	1972	Sisma X SLO	17.7	0	0	0	2.4E2	0.328	3181	1972	Sisma Y SLO	0	17.7	0	0	2.4E2	0.328
3182	1973	Sisma X SLV	23.8	0	0	0	2.4E2	0.328	3183	1973	Sisma Y SLV	0	23.8	0	0	2.4E2	0.328
3184	1973	Sisma X SLO	17.7	0	0	0	2.4E2	0.328	3185	1973	Sisma Y SLO	0	17.7	0	0	2.4E2	0.328
3186	1974	Sisma X SLV	20.9	0	0	0	2.1E2	0.328	3187	1974	Sisma Y SLV	0	20.9	0	0	2.1E2	0.328
3188	1974	Sisma X SLO	15.6	0	0	0	2.1E2	0.328	3189	1974	Sisma Y SLO	0	15.6	0	0	2.1E2	0.328
3190	1975	Sisma X SLV	23.8	0	0	0	2.4E2	0.328	3191	1975	Sisma Y SLV	0	23.8	0	0	2.4E2	0.328
3192	1975	Sisma X SLO	17.7	0	0	0	2.4E2	0.328	3193	1975	Sisma Y SLO	0	17.7	0	0	2.4E2	0.328
3194	1976	Sisma X SLV	23.8	0	0	0	2.4E2	0.328	3195	1976	Sisma Y SLV	0	23.8	0	0	2.4E2	0.328
3196	1976	Sisma X SLO	17.7	0	0	0	2.4E2	0.328	3197	1976	Sisma Y SLO	0	17.7	0	0	2.4E2	0.328
3198	1977	Sisma X SLV	20.9	0	0	0	2.1E2	0.328	3199	1977	Sisma Y SLV	0	20.9	0	0	2.1E2	0.328
3200	1977	Sisma X SLO	15.6	0	0	0	2.1E2	0.328	3201	1977	Sisma Y SLO	0	15.6	0	0	2.1E2	0.328
3202	1978	Sisma X SLV	23.8	0	0	0	2.4E2	0.328	3203	1978	Sisma Y SLV	0	23.8	0	0	2.4E2	0.328
3204	1978	Sisma X SLO	17.7	0	0	0	2.4E2	0.328	3205	1978	Sisma Y SLO	0	17.7	0	0	2.4E2	0.328

**PIAZZALE TRIAGE-FABBRICATO-ALLEGATO
ALLA REL. PREDIMENSIONAMENTO
STRUTTURE**

Codice documento
SF0272_F0

<i>Rev</i>	<i>Data</i>
F0	20/06/2011

Indice	Nodo	Condizione	Fx	Fy	Fz	Mz	Peso	Gamma	Indice	Nodo	Condizione	Fx	Fy	Fz	Mz	Peso	Gamma
3206	1979	Sisma X SLV	23.8	0	0	0	2.4E2	0.328	3207	1979	Sisma Y SLV	0	23.8	0	0	2.4E2	0.328
3208	1979	Sisma X SLO	17.7	0	0	0	2.4E2	0.328	3209	1979	Sisma Y SLO	0	17.7	0	0	2.4E2	0.328
3210	1980	Sisma X SLV	20.9	0	0	0	2.1E2	0.328	3211	1980	Sisma Y SLV	0	20.9	0	0	2.1E2	0.328
3212	1980	Sisma X SLO	15.6	0	0	0	2.1E2	0.328	3213	1980	Sisma Y SLO	0	15.6	0	0	2.1E2	0.328
3214	1981	Sisma X SLV	23.8	0	0	0	2.4E2	0.328	3215	1981	Sisma Y SLV	0	23.8	0	0	2.4E2	0.328
3216	1981	Sisma X SLO	17.7	0	0	0	2.4E2	0.328	3217	1981	Sisma Y SLO	0	17.7	0	0	2.4E2	0.328
3218	1982	Sisma X SLV	23.8	0	0	0	2.4E2	0.328	3219	1982	Sisma Y SLV	0	23.8	0	0	2.4E2	0.328
3220	1982	Sisma X SLO	17.7	0	0	0	2.4E2	0.328	3221	1982	Sisma Y SLO	0	17.7	0	0	2.4E2	0.328
3222	1983	Sisma X SLV	20.9	0	0	0	2.1E2	0.328	3223	1983	Sisma Y SLV	0	20.9	0	0	2.1E2	0.328
3224	1983	Sisma X SLO	15.6	0	0	0	2.1E2	0.328	3225	1983	Sisma Y SLO	0	15.6	0	0	2.1E2	0.328
3226	1984	Sisma X SLV	23.8	0	0	0	2.4E2	0.328	3227	1984	Sisma Y SLV	0	23.8	0	0	2.4E2	0.328
3228	1984	Sisma X SLO	17.7	0	0	0	2.4E2	0.328	3229	1984	Sisma Y SLO	0	17.7	0	0	2.4E2	0.328
3230	1985	Sisma X SLV	23.8	0	0	0	2.4E2	0.328	3231	1985	Sisma Y SLV	0	23.8	0	0	2.4E2	0.328
3232	1985	Sisma X SLO	17.7	0	0	0	2.4E2	0.328	3233	1985	Sisma Y SLO	0	17.7	0	0	2.4E2	0.328
3234	1986	Sisma X SLV	20.9	0	0	0	2.1E2	0.328	3235	1986	Sisma Y SLV	0	20.9	0	0	2.1E2	0.328
3236	1986	Sisma X SLO	15.6	0	0	0	2.1E2	0.328	3237	1986	Sisma Y SLO	0	15.6	0	0	2.1E2	0.328
3238	1987	Sisma X SLV	23.8	0	0	0	2.4E2	0.328	3239	1987	Sisma Y SLV	0	23.8	0	0	2.4E2	0.328
3240	1987	Sisma X SLO	17.7	0	0	0	2.4E2	0.328	3241	1987	Sisma Y SLO	0	17.7	0	0	2.4E2	0.328
3242	1988	Sisma X SLV	23.9	0	0	0	2.4E2	0.328	3243	1988	Sisma Y SLV	0	23.9	0	0	2.4E2	0.328
3244	1988	Sisma X SLO	17.8	0	0	0	2.4E2	0.328	3245	1988	Sisma Y SLO	0	17.8	0	0	2.4E2	0.328
3246	1989	Sisma X SLV	23.9	0	0	0	2.4E2	0.328	3247	1989	Sisma Y SLV	0	23.9	0	0	2.4E2	0.328
3248	1989	Sisma X SLO	17.8	0	0	0	2.4E2	0.328	3249	1989	Sisma Y SLO	0	17.8	0	0	2.4E2	0.328
3250	1990	Sisma X SLV	23.9	0	0	0	2.4E2	0.328	3251	1990	Sisma Y SLV	0	23.9	0	0	2.4E2	0.328
3252	1990	Sisma X SLO	17.8	0	0	0	2.4E2	0.328	3253	1990	Sisma Y SLO	0	17.8	0	0	2.4E2	0.328
3254	1991	Sisma X SLV	23.9	0	0	0	2.4E2	0.328	3255	1991	Sisma Y SLV	0	23.9	0	0	2.4E2	0.328
3256	1991	Sisma X SLO	17.8	0	0	0	2.4E2	0.328	3257	1991	Sisma Y SLO	0	17.8	0	0	2.4E2	0.328
3258	1992	Sisma X SLV	23.9	0	0	0	2.4E2	0.328	3259	1992	Sisma Y SLV	0	23.9	0	0	2.4E2	0.328

**PIAZZALE TRIAGE-FABBRICATO-ALLEGATO
ALLA REL. PREDIMENSIONAMENTO
STRUTTURE**

Codice documento
SF0272_F0

<i>Rev</i>	<i>Data</i>
F0	20/06/2011

Indice	Nodo	Condizione	Fx	Fy	Fz	Mz	Peso	Gamma	Indice	Nodo	Condizione	Fx	Fy	Fz	Mz	Peso	Gamma
3260	1992	Sisma X SLO	17.8	0	0	0	2.4E2	0.328	3261	1992	Sisma Y SLO	0	17.8	0	0	2.4E2	0.328
3262	1993	Sisma X SLV	24.1	0	0	0	2.4E2	0.328	3263	1993	Sisma Y SLV	0	24.1	0	0	2.4E2	0.328
3264	1993	Sisma X SLO	17.9	0	0	0	2.4E2	0.328	3265	1993	Sisma Y SLO	0	17.9	0	0	2.4E2	0.328
3266	1994	Sisma X SLV	24.2	0	0	0	2.4E2	0.328	3267	1994	Sisma Y SLV	0	24.2	0	0	2.4E2	0.328
3268	1994	Sisma X SLO	18	0	0	0	2.4E2	0.328	3269	1994	Sisma Y SLO	0	18	0	0	2.4E2	0.328
3270	1995	Sisma X SLV	24.2	0	0	0	2.4E2	0.328	3271	1995	Sisma Y SLV	0	24.2	0	0	2.4E2	0.328
3272	1995	Sisma X SLO	18	0	0	0	2.4E2	0.328	3273	1995	Sisma Y SLO	0	18	0	0	2.4E2	0.328
3274	1996	Sisma X SLV	24.2	0	0	0	2.4E2	0.328	3275	1996	Sisma Y SLV	0	24.2	0	0	2.4E2	0.328
3276	1996	Sisma X SLO	18	0	0	0	2.4E2	0.328	3277	1996	Sisma Y SLO	0	18	0	0	2.4E2	0.328
3278	1997	Sisma X SLV	24.2	0	0	0	2.4E2	0.328	3279	1997	Sisma Y SLV	0	24.2	0	0	2.4E2	0.328
3280	1997	Sisma X SLO	18	0	0	0	2.4E2	0.328	3281	1997	Sisma Y SLO	0	18	0	0	2.4E2	0.328
3282	1998	Sisma X SLV	24.2	0	0	0	2.4E2	0.328	3283	1998	Sisma Y SLV	0	24.2	0	0	2.4E2	0.328
3284	1998	Sisma X SLO	18	0	0	0	2.4E2	0.328	3285	1998	Sisma Y SLO	0	18	0	0	2.4E2	0.328
3286	1999	Sisma X SLV	24.2	0	0	0	2.4E2	0.328	3287	1999	Sisma Y SLV	0	24.2	0	0	2.4E2	0.328
3288	1999	Sisma X SLO	18	0	0	0	2.4E2	0.328	3289	1999	Sisma Y SLO	0	18	0	0	2.4E2	0.328
3290	2000	Sisma X SLV	22.9	0	0	0	2.3E2	0.328	3291	2000	Sisma Y SLV	0	22.9	0	0	2.3E2	0.328
3292	2000	Sisma X SLO	17.1	0	0	0	2.3E2	0.328	3293	2000	Sisma Y SLO	0	17.1	0	0	2.3E2	0.328
3294	2001	Sisma X SLV	21.7	0	0	0	2.2E2	0.328	3295	2001	Sisma Y SLV	0	21.7	0	0	2.2E2	0.328
3296	2001	Sisma X SLO	16.2	0	0	0	2.2E2	0.328	3297	2001	Sisma Y SLO	0	16.2	0	0	2.2E2	0.328
3298	2002	Sisma X SLV	21.7	0	0	0	2.2E2	0.328	3299	2002	Sisma Y SLV	0	21.7	0	0	2.2E2	0.328
3300	2002	Sisma X SLO	16.2	0	0	0	2.2E2	0.328	3301	2002	Sisma Y SLO	0	16.2	0	0	2.2E2	0.328
3302	2003	Sisma X SLV	21.7	0	0	0	2.2E2	0.328	3303	2003	Sisma Y SLV	0	21.7	0	0	2.2E2	0.328
3304	2003	Sisma X SLO	16.2	0	0	0	2.2E2	0.328	3305	2003	Sisma Y SLO	0	16.2	0	0	2.2E2	0.328
3306	2004	Sisma X SLV	21.7	0	0	0	2.2E2	0.328	3307	2004	Sisma Y SLV	0	21.7	0	0	2.2E2	0.328
3308	2004	Sisma X SLO	16.2	0	0	0	2.2E2	0.328	3309	2004	Sisma Y SLO	0	16.2	0	0	2.2E2	0.328
3310	2005	Sisma X SLV	21.7	0	0	0	2.2E2	0.328	3311	2005	Sisma Y SLV	0	21.7	0	0	2.2E2	0.328
3312	2005	Sisma X SLO	16.2	0	0	0	2.2E2	0.328	3313	2005	Sisma Y SLO	0	16.2	0	0	2.2E2	0.328

**PIAZZALE TRIAGE-FABBRICATO-ALLEGATO
ALLA REL. PREDIMENSIONAMENTO
STRUTTURE**

Codice documento
SF0272_F0

<i>Rev</i> F0	<i>Data</i> 20/06/2011
------------------	---------------------------

Indice	Nodo	Condizione	Fx	Fy	Fz	Mz	Peso	Gamma	Indice	Nodo	Condizione	Fx	Fy	Fz	Mz	Peso	Gamma
3314	2006	Sisma X SLV	21.7	0	0	0	2.2E2	0.328	3315	2006	Sisma Y SLV	0	21.7	0	0	2.2E2	0.328
3316	2006	Sisma X SLO	16.2	0	0	0	2.2E2	0.328	3317	2006	Sisma Y SLO	0	16.2	0	0	2.2E2	0.328
3318	2007	Sisma X SLV	21.7	0	0	0	2.2E2	0.328	3319	2007	Sisma Y SLV	0	21.7	0	0	2.2E2	0.328
3320	2007	Sisma X SLO	16.2	0	0	0	2.2E2	0.328	3321	2007	Sisma Y SLO	0	16.2	0	0	2.2E2	0.328
3322	2008	Sisma X SLV	21.7	0	0	0	2.2E2	0.328	3323	2008	Sisma Y SLV	0	21.7	0	0	2.2E2	0.328
3324	2008	Sisma X SLO	16.2	0	0	0	2.2E2	0.328	3325	2008	Sisma Y SLO	0	16.2	0	0	2.2E2	0.328
3326	2009	Sisma X SLV	21.7	0	0	0	2.2E2	0.328	3327	2009	Sisma Y SLV	0	21.7	0	0	2.2E2	0.328
3328	2009	Sisma X SLO	16.2	0	0	0	2.2E2	0.328	3329	2009	Sisma Y SLO	0	16.2	0	0	2.2E2	0.328
3330	2010	Sisma X SLV	21.7	0	0	0	2.2E2	0.328	3331	2010	Sisma Y SLV	0	21.7	0	0	2.2E2	0.328
3332	2010	Sisma X SLO	16.2	0	0	0	2.2E2	0.328	3333	2010	Sisma Y SLO	0	16.2	0	0	2.2E2	0.328
3334	2011	Sisma X SLV	21.7	0	0	0	2.2E2	0.328	3335	2011	Sisma Y SLV	0	21.7	0	0	2.2E2	0.328
3336	2011	Sisma X SLO	16.2	0	0	0	2.2E2	0.328	3337	2011	Sisma Y SLO	0	16.2	0	0	2.2E2	0.328
3338	2012	Sisma X SLV	21.7	0	0	0	2.2E2	0.328	3339	2012	Sisma Y SLV	0	21.7	0	0	2.2E2	0.328
3340	2012	Sisma X SLO	16.2	0	0	0	2.2E2	0.328	3341	2012	Sisma Y SLO	0	16.2	0	0	2.2E2	0.328
3342	2013	Sisma X SLV	21.7	0	0	0	2.2E2	0.328	3343	2013	Sisma Y SLV	0	21.7	0	0	2.2E2	0.328
3344	2013	Sisma X SLO	16.2	0	0	0	2.2E2	0.328	3345	2013	Sisma Y SLO	0	16.2	0	0	2.2E2	0.328
3346	2014	Sisma X SLV	21.7	0	0	0	2.2E2	0.328	3347	2014	Sisma Y SLV	0	21.7	0	0	2.2E2	0.328
3348	2014	Sisma X SLO	16.2	0	0	0	2.2E2	0.328	3349	2014	Sisma Y SLO	0	16.2	0	0	2.2E2	0.328
3350	2015	Sisma X SLV	21.7	0	0	0	2.2E2	0.328	3351	2015	Sisma Y SLV	0	21.7	0	0	2.2E2	0.328
3352	2015	Sisma X SLO	16.2	0	0	0	2.2E2	0.328	3353	2015	Sisma Y SLO	0	16.2	0	0	2.2E2	0.328
3354	2016	Sisma X SLV	21.7	0	0	0	2.2E2	0.328	3355	2016	Sisma Y SLV	0	21.7	0	0	2.2E2	0.328
3356	2016	Sisma X SLO	16.2	0	0	0	2.2E2	0.328	3357	2016	Sisma Y SLO	0	16.2	0	0	2.2E2	0.328
3358	2017	Sisma X SLV	21.7	0	0	0	2.2E2	0.328	3359	2017	Sisma Y SLV	0	21.7	0	0	2.2E2	0.328
3360	2017	Sisma X SLO	16.2	0	0	0	2.2E2	0.328	3361	2017	Sisma Y SLO	0	16.2	0	0	2.2E2	0.328
3362	2018	Sisma X SLV	21.7	0	0	0	2.2E2	0.328	3363	2018	Sisma Y SLV	0	21.7	0	0	2.2E2	0.328
3364	2018	Sisma X SLO	16.2	0	0	0	2.2E2	0.328	3365	2018	Sisma Y SLO	0	16.2	0	0	2.2E2	0.328
3366	2019	Sisma X SLV	21.7	0	0	0	2.2E2	0.328	3367	2019	Sisma Y SLV	0	21.7	0	0	2.2E2	0.328

**PIAZZALE TRIAGE-FABBRICATO-ALLEGATO
ALLA REL. PREDIMENSIONAMENTO
STRUTTURE**

Codice documento
SF0272_F0

<i>Rev</i> F0	<i>Data</i> 20/06/2011
------------------	---------------------------

Indice	Nodo	Condizione	Fx	Fy	Fz	Mz	Peso	Gamma	Indice	Nodo	Condizione	Fx	Fy	Fz	Mz	Peso	Gamma
3368	2019	Sisma X SLO	16.2	0	0	0	2.2E2	0.328	3369	2019	Sisma Y SLO	0	16.2	0	0	2.2E2	0.328
3370	2020	Sisma X SLV	21.7	0	0	0	2.2E2	0.328	3371	2020	Sisma Y SLV	0	21.7	0	0	2.2E2	0.328
3372	2020	Sisma X SLO	16.2	0	0	0	2.2E2	0.328	3373	2020	Sisma Y SLO	0	16.2	0	0	2.2E2	0.328
3374	2021	Sisma X SLV	33	0	0	0	3.3E2	0.328	3375	2021	Sisma Y SLV	0	33	0	0	3.3E2	0.328
3376	2021	Sisma X SLO	24.6	0	0	0	3.3E2	0.328	3377	2021	Sisma Y SLO	0	24.6	0	0	3.3E2	0.328
3378	2022	Sisma X SLV	23.4	0	0	0	2.3E2	0.328	3379	2022	Sisma Y SLV	0	23.4	0	0	2.3E2	0.328
3380	2022	Sisma X SLO	17.5	0	0	0	2.3E2	0.328	3381	2022	Sisma Y SLO	0	17.5	0	0	2.3E2	0.328
3382	2023	Sisma X SLV	23.4	0	0	0	2.3E2	0.328	3383	2023	Sisma Y SLV	0	23.4	0	0	2.3E2	0.328
3384	2023	Sisma X SLO	17.5	0	0	0	2.3E2	0.328	3385	2023	Sisma Y SLO	0	17.5	0	0	2.3E2	0.328
3386	2024	Sisma X SLV	23.4	0	0	0	2.3E2	0.328	3387	2024	Sisma Y SLV	0	23.4	0	0	2.3E2	0.328
3388	2024	Sisma X SLO	17.5	0	0	0	2.3E2	0.328	3389	2024	Sisma Y SLO	0	17.5	0	0	2.3E2	0.328
3390	2025	Sisma X SLV	23.4	0	0	0	2.3E2	0.328	3391	2025	Sisma Y SLV	0	23.4	0	0	2.3E2	0.328
3392	2025	Sisma X SLO	17.5	0	0	0	2.3E2	0.328	3393	2025	Sisma Y SLO	0	17.5	0	0	2.3E2	0.328
3394	2026	Sisma X SLV	23.4	0	0	0	2.3E2	0.328	3395	2026	Sisma Y SLV	0	23.4	0	0	2.3E2	0.328
3396	2026	Sisma X SLO	17.5	0	0	0	2.3E2	0.328	3397	2026	Sisma Y SLO	0	17.5	0	0	2.3E2	0.328
3398	2027	Sisma X SLV	11.7	0	0	0	1.2E2	0.328	3399	2027	Sisma Y SLV	0	11.7	0	0	1.2E2	0.328
3400	2027	Sisma X SLO	8.7	0	0	0	1.2E2	0.328	3401	2027	Sisma Y SLO	0	8.7	0	0	1.2E2	0.328
3402	2028	Sisma X SLV	23.7	0	0	0	2.4E2	0.328	3403	2028	Sisma Y SLV	0	23.7	0	0	2.4E2	0.328
3404	2028	Sisma X SLO	17.6	0	0	0	2.4E2	0.328	3405	2028	Sisma Y SLO	0	17.6	0	0	2.4E2	0.328
3406	2029	Sisma X SLV	23.6	0	0	0	2.3E2	0.328	3407	2029	Sisma Y SLV	0	23.6	0	0	2.3E2	0.328
3408	2029	Sisma X SLO	17.5	0	0	0	2.3E2	0.328	3409	2029	Sisma Y SLO	0	17.5	0	0	2.3E2	0.328
3410	2030	Sisma X SLV	23.6	0	0	0	2.3E2	0.328	3411	2030	Sisma Y SLV	0	23.6	0	0	2.3E2	0.328
3412	2030	Sisma X SLO	17.5	0	0	0	2.3E2	0.328	3413	2030	Sisma Y SLO	0	17.5	0	0	2.3E2	0.328
3414	2031	Sisma X SLV	23.6	0	0	0	2.3E2	0.328	3415	2031	Sisma Y SLV	0	23.6	0	0	2.3E2	0.328
3416	2031	Sisma X SLO	17.5	0	0	0	2.3E2	0.328	3417	2031	Sisma Y SLO	0	17.5	0	0	2.3E2	0.328
3418	2032	Sisma X SLV	24	0	0	0	2.4E2	0.328	3419	2032	Sisma Y SLV	0	24	0	0	2.4E2	0.328
3420	2032	Sisma X SLO	17.9	0	0	0	2.4E2	0.328	3421	2032	Sisma Y SLO	0	17.9	0	0	2.4E2	0.328

**PIAZZALE TRIAGE-FABBRICATO-ALLEGATO
ALLA REL. PREDIMENSIONAMENTO
STRUTTURE**

Codice documento
SF0272_F0

<i>Rev</i>	<i>Data</i>
F0	20/06/2011

Indice	Nodo	Condizione	Fx	Fy	Fz	Mz	Peso	Gamma	Indice	Nodo	Condizione	Fx	Fy	Fz	Mz	Peso	Gamma
3422	2033	Sisma X SLV	24.4	0	0	0	2.4E2	0.328	3423	2033	Sisma Y SLV	0	24.4	0	0	2.4E2	0.328
3424	2033	Sisma X SLO	18.2	0	0	0	2.4E2	0.328	3425	2033	Sisma Y SLO	0	18.2	0	0	2.4E2	0.328
3426	2034	Sisma X SLV	24.4	0	0	0	2.4E2	0.328	3427	2034	Sisma Y SLV	0	24.4	0	0	2.4E2	0.328
3428	2034	Sisma X SLO	18.2	0	0	0	2.4E2	0.328	3429	2034	Sisma Y SLO	0	18.2	0	0	2.4E2	0.328
3430	2035	Sisma X SLV	24.4	0	0	0	2.4E2	0.328	3431	2035	Sisma Y SLV	0	24.4	0	0	2.4E2	0.328
3432	2035	Sisma X SLO	18.2	0	0	0	2.4E2	0.328	3433	2035	Sisma Y SLO	0	18.2	0	0	2.4E2	0.328
3434	2036	Sisma X SLV	24.4	0	0	0	2.4E2	0.328	3435	2036	Sisma Y SLV	0	24.4	0	0	2.4E2	0.328
3436	2036	Sisma X SLO	18.2	0	0	0	2.4E2	0.328	3437	2036	Sisma Y SLO	0	18.2	0	0	2.4E2	0.328
3438	2037	Sisma X SLV	25	0	0	0	2.5E2	0.328	3439	2037	Sisma Y SLV	0	25	0	0	2.5E2	0.328
3440	2037	Sisma X SLO	18.6	0	0	0	2.5E2	0.328	3441	2037	Sisma Y SLO	0	18.6	0	0	2.5E2	0.328
3442	2038	Sisma X SLV	25.6	0	0	0	2.5E2	0.328	3443	2038	Sisma Y SLV	0	25.6	0	0	2.5E2	0.328
3444	2038	Sisma X SLO	19	0	0	0	2.5E2	0.328	3445	2038	Sisma Y SLO	0	19	0	0	2.5E2	0.328
3446	2039	Sisma X SLV	25.6	0	0	0	2.5E2	0.328	3447	2039	Sisma Y SLV	0	25.6	0	0	2.5E2	0.328
3448	2039	Sisma X SLO	19	0	0	0	2.5E2	0.328	3449	2039	Sisma Y SLO	0	19	0	0	2.5E2	0.328
3450	2040	Sisma X SLV	25.6	0	0	0	2.5E2	0.328	3451	2040	Sisma Y SLV	0	25.6	0	0	2.5E2	0.328
3452	2040	Sisma X SLO	19	0	0	0	2.5E2	0.328	3453	2040	Sisma Y SLO	0	19	0	0	2.5E2	0.328
3454	2041	Sisma X SLV	24.7	0	0	0	2.5E2	0.328	3455	2041	Sisma Y SLV	0	24.7	0	0	2.5E2	0.328
3456	2041	Sisma X SLO	18.4	0	0	0	2.5E2	0.328	3457	2041	Sisma Y SLO	0	18.4	0	0	2.5E2	0.328
3458	2042	Sisma X SLV	11.8	0	0	0	1.2E2	0.328	3459	2042	Sisma Y SLV	0	11.8	0	0	1.2E2	0.328
3460	2042	Sisma X SLO	8.8	0	0	0	1.2E2	0.328	3461	2042	Sisma Y SLO	0	8.8	0	0	1.2E2	0.328
3462	2043	Sisma X SLV	23.6	0	0	0	2.3E2	0.328	3463	2043	Sisma Y SLV	0	23.6	0	0	2.3E2	0.328
3464	2043	Sisma X SLO	17.5	0	0	0	2.3E2	0.328	3465	2043	Sisma Y SLO	0	17.5	0	0	2.3E2	0.328
3466	2044	Sisma X SLV	23.6	0	0	0	2.3E2	0.328	3467	2044	Sisma Y SLV	0	23.6	0	0	2.3E2	0.328
3468	2044	Sisma X SLO	17.5	0	0	0	2.3E2	0.328	3469	2044	Sisma Y SLO	0	17.5	0	0	2.3E2	0.328
3470	2045	Sisma X SLV	23.6	0	0	0	2.3E2	0.328	3471	2045	Sisma Y SLV	0	23.6	0	0	2.3E2	0.328
3472	2045	Sisma X SLO	17.5	0	0	0	2.3E2	0.328	3473	2045	Sisma Y SLO	0	17.5	0	0	2.3E2	0.328
3474	2046	Sisma X SLV	23.6	0	0	0	2.3E2	0.328	3475	2046	Sisma Y SLV	0	23.6	0	0	2.3E2	0.328

**PIAZZALE TRIAGE-FABBRICATO-ALLEGATO
ALLA REL. PREDIMENSIONAMENTO
STRUTTURE**

Codice documento
SF0272_F0

<i>Rev</i> F0	<i>Data</i> 20/06/2011
------------------	---------------------------

Indice	Nodo	Condizione	Fx	Fy	Fz	Mz	Peso	Gamma	Indice	Nodo	Condizione	Fx	Fy	Fz	Mz	Peso	Gamma
3476	2046	Sisma X SLO	17.5	0	0	0	2.3E2	0.328	3477	2046	Sisma Y SLO	0	17.5	0	0	2.3E2	0.328
3478	2047	Sisma X SLV	23.6	0	0	0	2.3E2	0.328	3479	2047	Sisma Y SLV	0	23.6	0	0	2.3E2	0.328
3480	2047	Sisma X SLO	17.5	0	0	0	2.3E2	0.328	3481	2047	Sisma Y SLO	0	17.5	0	0	2.3E2	0.328
3482	2048	Sisma X SLV	23.6	0	0	0	2.3E2	0.328	3483	2048	Sisma Y SLV	0	23.6	0	0	2.3E2	0.328
3484	2048	Sisma X SLO	17.5	0	0	0	2.3E2	0.328	3485	2048	Sisma Y SLO	0	17.5	0	0	2.3E2	0.328
3486	2049	Sisma X SLV	34	0	0	0	3.4E2	0.328	3487	2049	Sisma Y SLV	0	34	0	0	3.4E2	0.328
3488	2049	Sisma X SLO	25.3	0	0	0	3.4E2	0.328	3489	2049	Sisma Y SLO	0	25.3	0	0	3.4E2	0.328
3490	2050	Sisma X SLV	23.5	0	0	0	2.3E2	0.328	3491	2050	Sisma Y SLV	0	23.5	0	0	2.3E2	0.328
3492	2050	Sisma X SLO	17.5	0	0	0	2.3E2	0.328	3493	2050	Sisma Y SLO	0	17.5	0	0	2.3E2	0.328
3494	2051	Sisma X SLV	23.5	0	0	0	2.3E2	0.328	3495	2051	Sisma Y SLV	0	23.5	0	0	2.3E2	0.328
3496	2051	Sisma X SLO	17.5	0	0	0	2.3E2	0.328	3497	2051	Sisma Y SLO	0	17.5	0	0	2.3E2	0.328
3498	2052	Sisma X SLV	23.5	0	0	0	2.3E2	0.328	3499	2052	Sisma Y SLV	0	23.5	0	0	2.3E2	0.328
3500	2052	Sisma X SLO	17.5	0	0	0	2.3E2	0.328	3501	2052	Sisma Y SLO	0	17.5	0	0	2.3E2	0.328
3502	2053	Sisma X SLV	23.5	0	0	0	2.3E2	0.328	3503	2053	Sisma Y SLV	0	23.5	0	0	2.3E2	0.328
3504	2053	Sisma X SLO	17.5	0	0	0	2.3E2	0.328	3505	2053	Sisma Y SLO	0	17.5	0	0	2.3E2	0.328
3506	2054	Sisma X SLV	23.5	0	0	0	2.3E2	0.328	3507	2054	Sisma Y SLV	0	23.5	0	0	2.3E2	0.328
3508	2054	Sisma X SLO	17.5	0	0	0	2.3E2	0.328	3509	2054	Sisma Y SLO	0	17.5	0	0	2.3E2	0.328
3510	2055	Sisma X SLV	23.5	0	0	0	2.3E2	0.328	3511	2055	Sisma Y SLV	0	23.5	0	0	2.3E2	0.328
3512	2055	Sisma X SLO	17.5	0	0	0	2.3E2	0.328	3513	2055	Sisma Y SLO	0	17.5	0	0	2.3E2	0.328
3514	2056	Sisma X SLV	23.2	0	0	0	2.3E2	0.328	3515	2056	Sisma Y SLV	0	23.2	0	0	2.3E2	0.328
3516	2056	Sisma X SLO	17.3	0	0	0	2.3E2	0.328	3517	2056	Sisma Y SLO	0	17.3	0	0	2.3E2	0.328
3518	2057	Sisma X SLV	23	0	0	0	2.3E2	0.328	3519	2057	Sisma Y SLV	0	23	0	0	2.3E2	0.328
3520	2057	Sisma X SLO	17.1	0	0	0	2.3E2	0.328	3521	2057	Sisma Y SLO	0	17.1	0	0	2.3E2	0.328
3522	2058	Sisma X SLV	23	0	0	0	2.3E2	0.328	3523	2058	Sisma Y SLV	0	23	0	0	2.3E2	0.328
3524	2058	Sisma X SLO	17.1	0	0	0	2.3E2	0.328	3525	2058	Sisma Y SLO	0	17.1	0	0	2.3E2	0.328
3526	2059	Sisma X SLV	23	0	0	0	2.3E2	0.328	3527	2059	Sisma Y SLV	0	23	0	0	2.3E2	0.328
3528	2059	Sisma X SLO	17.1	0	0	0	2.3E2	0.328	3529	2059	Sisma Y SLO	0	17.1	0	0	2.3E2	0.328

**PIAZZALE TRIAGE-FABBRICATO-ALLEGATO
ALLA REL. PREDIMENSIONAMENTO
STRUTTURE**

Codice documento
SF0272_F0

<i>Rev</i>	<i>Data</i>
F0	20/06/2011

Indice	Nodo	Condizione	Fx	Fy	Fz	Mz	Peso	Gamma	Indice	Nodo	Condizione	Fx	Fy	Fz	Mz	Peso	Gamma
3530	2060	Sisma X SLV	23	0	0	0	2.3E2	0.328	3531	2060	Sisma Y SLV	0	23	0	0	2.3E2	0.328
3532	2060	Sisma X SLO	17.1	0	0	0	2.3E2	0.328	3533	2060	Sisma Y SLO	0	17.1	0	0	2.3E2	0.328
3534	2061	Sisma X SLV	23	0	0	0	2.3E2	0.328	3535	2061	Sisma Y SLV	0	23	0	0	2.3E2	0.328
3536	2061	Sisma X SLO	17.1	0	0	0	2.3E2	0.328	3537	2061	Sisma Y SLO	0	17.1	0	0	2.3E2	0.328
3538	2062	Sisma X SLV	23	0	0	0	2.3E2	0.328	3539	2062	Sisma Y SLV	0	23	0	0	2.3E2	0.328
3540	2062	Sisma X SLO	17.1	0	0	0	2.3E2	0.328	3541	2062	Sisma Y SLO	0	17.1	0	0	2.3E2	0.328
3542	2063	Sisma X SLV	23.4	0	0	0	2.3E2	0.328	3543	2063	Sisma Y SLV	0	23.4	0	0	2.3E2	0.328
3544	2063	Sisma X SLO	17.4	0	0	0	2.3E2	0.328	3545	2063	Sisma Y SLO	0	17.4	0	0	2.3E2	0.328
3546	2064	Sisma X SLV	38.1	0	0	0	2.4E2	0.525	3547	2064	Sisma Y SLV	0	38.1	0	0	2.4E2	0.525
3548	2064	Sisma X SLO	28.4	0	0	0	2.4E2	0.525	3549	2064	Sisma Y SLO	0	28.4	0	0	2.4E2	0.525
3550	2065	Sisma X SLV	38.3	0	0	0	2.4E2	0.525	3551	2065	Sisma Y SLV	0	38.3	0	0	2.4E2	0.525
3552	2065	Sisma X SLO	28.5	0	0	0	2.4E2	0.525	3553	2065	Sisma Y SLO	0	28.5	0	0	2.4E2	0.525
3554	2066	Sisma X SLV	38.3	0	0	0	2.4E2	0.525	3555	2066	Sisma Y SLV	0	38.3	0	0	2.4E2	0.525
3556	2066	Sisma X SLO	28.5	0	0	0	2.4E2	0.525	3557	2066	Sisma Y SLO	0	28.5	0	0	2.4E2	0.525
3558	2067	Sisma X SLV	38.3	0	0	0	2.4E2	0.525	3559	2067	Sisma Y SLV	0	38.3	0	0	2.4E2	0.525
3560	2067	Sisma X SLO	28.5	0	0	0	2.4E2	0.525	3561	2067	Sisma Y SLO	0	28.5	0	0	2.4E2	0.525
3562	2068	Sisma X SLV	38.3	0	0	0	2.4E2	0.525	3563	2068	Sisma Y SLV	0	38.3	0	0	2.4E2	0.525
3564	2068	Sisma X SLO	28.5	0	0	0	2.4E2	0.525	3565	2068	Sisma Y SLO	0	28.5	0	0	2.4E2	0.525
3566	2069	Sisma X SLV	38.5	0	0	0	2.4E2	0.525	3567	2069	Sisma Y SLV	0	38.5	0	0	2.4E2	0.525
3568	2069	Sisma X SLO	28.6	0	0	0	2.4E2	0.525	3569	2069	Sisma Y SLO	0	28.6	0	0	2.4E2	0.525
3570	2070	Sisma X SLV	38.6	0	0	0	2.4E2	0.525	3571	2070	Sisma Y SLV	0	38.6	0	0	2.4E2	0.525
3572	2070	Sisma X SLO	28.8	0	0	0	2.4E2	0.525	3573	2070	Sisma Y SLO	0	28.8	0	0	2.4E2	0.525
3574	2071	Sisma X SLV	38.6	0	0	0	2.4E2	0.525	3575	2071	Sisma Y SLV	0	38.6	0	0	2.4E2	0.525
3576	2071	Sisma X SLO	28.8	0	0	0	2.4E2	0.525	3577	2071	Sisma Y SLO	0	28.8	0	0	2.4E2	0.525
3578	2072	Sisma X SLV	38.6	0	0	0	2.4E2	0.525	3579	2072	Sisma Y SLV	0	38.6	0	0	2.4E2	0.525
3580	2072	Sisma X SLO	28.8	0	0	0	2.4E2	0.525	3581	2072	Sisma Y SLO	0	28.8	0	0	2.4E2	0.525
3582	2073	Sisma X SLV	38.6	0	0	0	2.4E2	0.525	3583	2073	Sisma Y SLV	0	38.6	0	0	2.4E2	0.525

**PIAZZALE TRIAGE-FABBRICATO-ALLEGATO
ALLA REL. PREDIMENSIONAMENTO
STRUTTURE**

Codice documento
SF0272_F0

<i>Rev</i>	<i>Data</i>
F0	20/06/2011

Indice	Nodo	Condizione	Fx	Fy	Fz	Mz	Peso	Gamma	Indice	Nodo	Condizione	Fx	Fy	Fz	Mz	Peso	Gamma
3584	2073	Sisma X SLO	28.8	0	0	0	2.4E2	0.525	3585	2073	Sisma Y SLO	0	28.8	0	0	2.4E2	0.525
3586	2074	Sisma X SLV	38.6	0	0	0	2.4E2	0.525	3587	2074	Sisma Y SLV	0	38.6	0	0	2.4E2	0.525
3588	2074	Sisma X SLO	28.8	0	0	0	2.4E2	0.525	3589	2074	Sisma Y SLO	0	28.8	0	0	2.4E2	0.525
3590	2075	Sisma X SLV	38.6	0	0	0	2.4E2	0.525	3591	2075	Sisma Y SLV	0	38.6	0	0	2.4E2	0.525
3592	2075	Sisma X SLO	28.8	0	0	0	2.4E2	0.525	3593	2075	Sisma Y SLO	0	28.8	0	0	2.4E2	0.525
3594	2076	Sisma X SLV	36.7	0	0	0	2.3E2	0.525	3595	2076	Sisma Y SLV	0	36.7	0	0	2.3E2	0.525
3596	2076	Sisma X SLO	27.3	0	0	0	2.3E2	0.525	3597	2076	Sisma Y SLO	0	27.3	0	0	2.3E2	0.525
3598	2077	Sisma X SLV	34.7	0	0	0	2.2E2	0.525	3599	2077	Sisma Y SLV	0	34.7	0	0	2.2E2	0.525
3600	2077	Sisma X SLO	25.9	0	0	0	2.2E2	0.525	3601	2077	Sisma Y SLO	0	25.9	0	0	2.2E2	0.525
3602	2078	Sisma X SLV	34.7	0	0	0	2.2E2	0.525	3603	2078	Sisma Y SLV	0	34.7	0	0	2.2E2	0.525
3604	2078	Sisma X SLO	25.9	0	0	0	2.2E2	0.525	3605	2078	Sisma Y SLO	0	25.9	0	0	2.2E2	0.525
3606	2079	Sisma X SLV	34.7	0	0	0	2.2E2	0.525	3607	2079	Sisma Y SLV	0	34.7	0	0	2.2E2	0.525
3608	2079	Sisma X SLO	25.9	0	0	0	2.2E2	0.525	3609	2079	Sisma Y SLO	0	25.9	0	0	2.2E2	0.525
3610	2080	Sisma X SLV	34.7	0	0	0	2.2E2	0.525	3611	2080	Sisma Y SLV	0	34.7	0	0	2.2E2	0.525
3612	2080	Sisma X SLO	25.9	0	0	0	2.2E2	0.525	3613	2080	Sisma Y SLO	0	25.9	0	0	2.2E2	0.525
3614	2081	Sisma X SLV	34.7	0	0	0	2.2E2	0.525	3615	2081	Sisma Y SLV	0	34.7	0	0	2.2E2	0.525
3616	2081	Sisma X SLO	25.9	0	0	0	2.2E2	0.525	3617	2081	Sisma Y SLO	0	25.9	0	0	2.2E2	0.525
3618	2082	Sisma X SLV	34.7	0	0	0	2.2E2	0.525	3619	2082	Sisma Y SLV	0	34.7	0	0	2.2E2	0.525
3620	2082	Sisma X SLO	25.9	0	0	0	2.2E2	0.525	3621	2082	Sisma Y SLO	0	25.9	0	0	2.2E2	0.525
3622	2083	Sisma X SLV	34.7	0	0	0	2.2E2	0.525	3623	2083	Sisma Y SLV	0	34.7	0	0	2.2E2	0.525
3624	2083	Sisma X SLO	25.9	0	0	0	2.2E2	0.525	3625	2083	Sisma Y SLO	0	25.9	0	0	2.2E2	0.525
3626	2084	Sisma X SLV	34.7	0	0	0	2.2E2	0.525	3627	2084	Sisma Y SLV	0	34.7	0	0	2.2E2	0.525
3628	2084	Sisma X SLO	25.9	0	0	0	2.2E2	0.525	3629	2084	Sisma Y SLO	0	25.9	0	0	2.2E2	0.525
3630	2085	Sisma X SLV	34.7	0	0	0	2.2E2	0.525	3631	2085	Sisma Y SLV	0	34.7	0	0	2.2E2	0.525
3632	2085	Sisma X SLO	25.9	0	0	0	2.2E2	0.525	3633	2085	Sisma Y SLO	0	25.9	0	0	2.2E2	0.525
3634	2086	Sisma X SLV	34.7	0	0	0	2.2E2	0.525	3635	2086	Sisma Y SLV	0	34.7	0	0	2.2E2	0.525
3636	2086	Sisma X SLO	25.9	0	0	0	2.2E2	0.525	3637	2086	Sisma Y SLO	0	25.9	0	0	2.2E2	0.525

**PIAZZALE TRIAGE-FABBRICATO-ALLEGATO
ALLA REL. PREDIMENSIONAMENTO
STRUTTURE**

Codice documento
SF0272_F0

<i>Rev</i>	<i>Data</i>
F0	20/06/2011

Indice	Nodo	Condizione	Fx	Fy	Fz	Mz	Peso	Gamma	Indice	Nodo	Condizione	Fx	Fy	Fz	Mz	Peso	Gamma
3638	2087	Sisma X SLV	34.7	0	0	0	2.2E2	0.525	3639	2087	Sisma Y SLV	0	34.7	0	0	2.2E2	0.525
3640	2087	Sisma X SLO	25.9	0	0	0	2.2E2	0.525	3641	2087	Sisma Y SLO	0	25.9	0	0	2.2E2	0.525
3642	2088	Sisma X SLV	34.7	0	0	0	2.2E2	0.525	3643	2088	Sisma Y SLV	0	34.7	0	0	2.2E2	0.525
3644	2088	Sisma X SLO	25.9	0	0	0	2.2E2	0.525	3645	2088	Sisma Y SLO	0	25.9	0	0	2.2E2	0.525
3646	2089	Sisma X SLV	34.7	0	0	0	2.2E2	0.525	3647	2089	Sisma Y SLV	0	34.7	0	0	2.2E2	0.525
3648	2089	Sisma X SLO	25.9	0	0	0	2.2E2	0.525	3649	2089	Sisma Y SLO	0	25.9	0	0	2.2E2	0.525
3650	2090	Sisma X SLV	34.7	0	0	0	2.2E2	0.525	3651	2090	Sisma Y SLV	0	34.7	0	0	2.2E2	0.525
3652	2090	Sisma X SLO	25.9	0	0	0	2.2E2	0.525	3653	2090	Sisma Y SLO	0	25.9	0	0	2.2E2	0.525
3654	2091	Sisma X SLV	34.7	0	0	0	2.2E2	0.525	3655	2091	Sisma Y SLV	0	34.7	0	0	2.2E2	0.525
3656	2091	Sisma X SLO	25.9	0	0	0	2.2E2	0.525	3657	2091	Sisma Y SLO	0	25.9	0	0	2.2E2	0.525
3658	2092	Sisma X SLV	34.7	0	0	0	2.2E2	0.525	3659	2092	Sisma Y SLV	0	34.7	0	0	2.2E2	0.525
3660	2092	Sisma X SLO	25.9	0	0	0	2.2E2	0.525	3661	2092	Sisma Y SLO	0	25.9	0	0	2.2E2	0.525
3662	2093	Sisma X SLV	34.7	0	0	0	2.2E2	0.525	3663	2093	Sisma Y SLV	0	34.7	0	0	2.2E2	0.525
3664	2093	Sisma X SLO	25.9	0	0	0	2.2E2	0.525	3665	2093	Sisma Y SLO	0	25.9	0	0	2.2E2	0.525
3666	2094	Sisma X SLV	34.7	0	0	0	2.2E2	0.525	3667	2094	Sisma Y SLV	0	34.7	0	0	2.2E2	0.525
3668	2094	Sisma X SLO	25.9	0	0	0	2.2E2	0.525	3669	2094	Sisma Y SLO	0	25.9	0	0	2.2E2	0.525
3670	2095	Sisma X SLV	34.7	0	0	0	2.2E2	0.525	3671	2095	Sisma Y SLV	0	34.7	0	0	2.2E2	0.525
3672	2095	Sisma X SLO	25.9	0	0	0	2.2E2	0.525	3673	2095	Sisma Y SLO	0	25.9	0	0	2.2E2	0.525
3674	2096	Sisma X SLV	34.7	0	0	0	2.2E2	0.525	3675	2096	Sisma Y SLV	0	34.7	0	0	2.2E2	0.525
3676	2096	Sisma X SLO	25.9	0	0	0	2.2E2	0.525	3677	2096	Sisma Y SLO	0	25.9	0	0	2.2E2	0.525
3678	2097	Sisma X SLV	52.8	0	0	0	3.3E2	0.525	3679	2097	Sisma Y SLV	0	52.8	0	0	3.3E2	0.525
3680	2097	Sisma X SLO	39.3	0	0	0	3.3E2	0.525	3681	2097	Sisma Y SLO	0	39.3	0	0	3.3E2	0.525
3682	2098	Sisma X SLV	37.5	0	0	0	2.3E2	0.525	3683	2098	Sisma Y SLV	0	37.5	0	0	2.3E2	0.525
3684	2098	Sisma X SLO	27.9	0	0	0	2.3E2	0.525	3685	2098	Sisma Y SLO	0	27.9	0	0	2.3E2	0.525
3686	2099	Sisma X SLV	37.5	0	0	0	2.3E2	0.525	3687	2099	Sisma Y SLV	0	37.5	0	0	2.3E2	0.525
3688	2099	Sisma X SLO	27.9	0	0	0	2.3E2	0.525	3689	2099	Sisma Y SLO	0	27.9	0	0	2.3E2	0.525
3690	2100	Sisma X SLV	37.5	0	0	0	2.3E2	0.525	3691	2100	Sisma Y SLV	0	37.5	0	0	2.3E2	0.525

**PIAZZALE TRIAGE-FABBRICATO-ALLEGATO
ALLA REL. PREDIMENSIONAMENTO
STRUTTURE**

Codice documento
SF0272_F0

<i>Rev</i>	<i>Data</i>
F0	20/06/2011

Indice	Nodo	Condizione	Fx	Fy	Fz	Mz	Peso	Gamma	Indice	Nodo	Condizione	Fx	Fy	Fz	Mz	Peso	Gamma
3692	2100	Sisma X SLO	27.9	0	0	0	2.3E2	0.525	3693	2100	Sisma Y SLO	0	27.9	0	0	2.3E2	0.525
3694	2101	Sisma X SLV	37.5	0	0	0	2.3E2	0.525	3695	2101	Sisma Y SLV	0	37.5	0	0	2.3E2	0.525
3696	2101	Sisma X SLO	27.9	0	0	0	2.3E2	0.525	3697	2101	Sisma Y SLO	0	27.9	0	0	2.3E2	0.525
3698	2102	Sisma X SLV	37.5	0	0	0	2.3E2	0.525	3699	2102	Sisma Y SLV	0	37.5	0	0	2.3E2	0.525
3700	2102	Sisma X SLO	27.9	0	0	0	2.3E2	0.525	3701	2102	Sisma Y SLO	0	27.9	0	0	2.3E2	0.525
3702	2103	Sisma X SLV	18.7	0	0	0	1.2E2	0.525	3703	2103	Sisma Y SLV	0	18.7	0	0	1.2E2	0.525
3704	2103	Sisma X SLO	14	0	0	0	1.2E2	0.525	3705	2103	Sisma Y SLO	0	14	0	0	1.2E2	0.525
3706	2104	Sisma X SLV	37.8	0	0	0	2.4E2	0.525	3707	2104	Sisma Y SLV	0	37.8	0	0	2.4E2	0.525
3708	2104	Sisma X SLO	28.2	0	0	0	2.4E2	0.525	3709	2104	Sisma Y SLO	0	28.2	0	0	2.4E2	0.525
3710	2105	Sisma X SLV	37.7	0	0	0	2.3E2	0.525	3711	2105	Sisma Y SLV	0	37.7	0	0	2.3E2	0.525
3712	2105	Sisma X SLO	28.1	0	0	0	2.3E2	0.525	3713	2105	Sisma Y SLO	0	28.1	0	0	2.3E2	0.525
3714	2106	Sisma X SLV	37.7	0	0	0	2.3E2	0.525	3715	2106	Sisma Y SLV	0	37.7	0	0	2.3E2	0.525
3716	2106	Sisma X SLO	28.1	0	0	0	2.3E2	0.525	3717	2106	Sisma Y SLO	0	28.1	0	0	2.3E2	0.525
3718	2107	Sisma X SLV	37.7	0	0	0	2.3E2	0.525	3719	2107	Sisma Y SLV	0	37.7	0	0	2.3E2	0.525
3720	2107	Sisma X SLO	28.1	0	0	0	2.3E2	0.525	3721	2107	Sisma Y SLO	0	28.1	0	0	2.3E2	0.525
3722	2108	Sisma X SLV	38.4	0	0	0	2.4E2	0.525	3723	2108	Sisma Y SLV	0	38.4	0	0	2.4E2	0.525
3724	2108	Sisma X SLO	28.6	0	0	0	2.4E2	0.525	3725	2108	Sisma Y SLO	0	28.6	0	0	2.4E2	0.525
3726	2109	Sisma X SLV	39	0	0	0	2.4E2	0.525	3727	2109	Sisma Y SLV	0	39	0	0	2.4E2	0.525
3728	2109	Sisma X SLO	29.1	0	0	0	2.4E2	0.525	3729	2109	Sisma Y SLO	0	29.1	0	0	2.4E2	0.525
3730	2110	Sisma X SLV	39	0	0	0	2.4E2	0.525	3731	2110	Sisma Y SLV	0	39	0	0	2.4E2	0.525
3732	2110	Sisma X SLO	29.1	0	0	0	2.4E2	0.525	3733	2110	Sisma Y SLO	0	29.1	0	0	2.4E2	0.525
3734	2111	Sisma X SLV	39	0	0	0	2.4E2	0.525	3735	2111	Sisma Y SLV	0	39	0	0	2.4E2	0.525
3736	2111	Sisma X SLO	29.1	0	0	0	2.4E2	0.525	3737	2111	Sisma Y SLO	0	29.1	0	0	2.4E2	0.525
3738	2112	Sisma X SLV	39	0	0	0	2.4E2	0.525	3739	2112	Sisma Y SLV	0	39	0	0	2.4E2	0.525
3740	2112	Sisma X SLO	29.1	0	0	0	2.4E2	0.525	3741	2112	Sisma Y SLO	0	29.1	0	0	2.4E2	0.525
3742	2113	Sisma X SLV	40	0	0	0	2.5E2	0.525	3743	2113	Sisma Y SLV	0	40	0	0	2.5E2	0.525
3744	2113	Sisma X SLO	29.7	0	0	0	2.5E2	0.525	3745	2113	Sisma Y SLO	0	29.7	0	0	2.5E2	0.525

**PIAZZALE TRIAGE-FABBRICATO-ALLEGATO
ALLA REL. PREDIMENSIONAMENTO
STRUTTURE**

Codice documento
SF0272_F0

<i>Rev</i>	<i>Data</i>
F0	20/06/2011

Indice	Nodo	Condizione	Fx	Fy	Fz	Mz	Peso	Gamma	Indice	Nodo	Condizione	Fx	Fy	Fz	Mz	Peso	Gamma
3746	2114	Sisma X SLV	40.9	0	0	0	2.5E2	0.525	3747	2114	Sisma Y SLV	0	40.9	0	0	2.5E2	0.525
3748	2114	Sisma X SLO	30.4	0	0	0	2.5E2	0.525	3749	2114	Sisma Y SLO	0	30.4	0	0	2.5E2	0.525
3750	2115	Sisma X SLV	40.9	0	0	0	2.5E2	0.525	3751	2115	Sisma Y SLV	0	40.9	0	0	2.5E2	0.525
3752	2115	Sisma X SLO	30.4	0	0	0	2.5E2	0.525	3753	2115	Sisma Y SLO	0	30.4	0	0	2.5E2	0.525
3754	2116	Sisma X SLV	40.9	0	0	0	2.5E2	0.525	3755	2116	Sisma Y SLV	0	40.9	0	0	2.5E2	0.525
3756	2116	Sisma X SLO	30.4	0	0	0	2.5E2	0.525	3757	2116	Sisma Y SLO	0	30.4	0	0	2.5E2	0.525
3758	2117	Sisma X SLV	39.4	0	0	0	2.5E2	0.525	3759	2117	Sisma Y SLV	0	39.4	0	0	2.5E2	0.525
3760	2117	Sisma X SLO	29.4	0	0	0	2.5E2	0.525	3761	2117	Sisma Y SLO	0	29.4	0	0	2.5E2	0.525
3762	2118	Sisma X SLV	18.8	0	0	0	1.2E2	0.525	3763	2118	Sisma Y SLV	0	18.8	0	0	1.2E2	0.525
3764	2118	Sisma X SLO	14	0	0	0	1.2E2	0.525	3765	2118	Sisma Y SLO	0	14	0	0	1.2E2	0.525
3766	2119	Sisma X SLV	37.7	0	0	0	2.3E2	0.525	3767	2119	Sisma Y SLV	0	37.7	0	0	2.3E2	0.525
3768	2119	Sisma X SLO	28.1	0	0	0	2.3E2	0.525	3769	2119	Sisma Y SLO	0	28.1	0	0	2.3E2	0.525
3770	2120	Sisma X SLV	37.7	0	0	0	2.3E2	0.525	3771	2120	Sisma Y SLV	0	37.7	0	0	2.3E2	0.525
3772	2120	Sisma X SLO	28.1	0	0	0	2.3E2	0.525	3773	2120	Sisma Y SLO	0	28.1	0	0	2.3E2	0.525
3774	2121	Sisma X SLV	37.7	0	0	0	2.3E2	0.525	3775	2121	Sisma Y SLV	0	37.7	0	0	2.3E2	0.525
3776	2121	Sisma X SLO	28.1	0	0	0	2.3E2	0.525	3777	2121	Sisma Y SLO	0	28.1	0	0	2.3E2	0.525
3778	2122	Sisma X SLV	37.7	0	0	0	2.3E2	0.525	3779	2122	Sisma Y SLV	0	37.7	0	0	2.3E2	0.525
3780	2122	Sisma X SLO	28.1	0	0	0	2.3E2	0.525	3781	2122	Sisma Y SLO	0	28.1	0	0	2.3E2	0.525
3782	2123	Sisma X SLV	37.7	0	0	0	2.3E2	0.525	3783	2123	Sisma Y SLV	0	37.7	0	0	2.3E2	0.525
3784	2123	Sisma X SLO	28.1	0	0	0	2.3E2	0.525	3785	2123	Sisma Y SLO	0	28.1	0	0	2.3E2	0.525
3786	2124	Sisma X SLV	37.7	0	0	0	2.3E2	0.525	3787	2124	Sisma Y SLV	0	37.7	0	0	2.3E2	0.525
3788	2124	Sisma X SLO	28.1	0	0	0	2.3E2	0.525	3789	2124	Sisma Y SLO	0	28.1	0	0	2.3E2	0.525
3790	2125	Sisma X SLV	54.4	0	0	0	3.4E2	0.525	3791	2125	Sisma Y SLV	0	54.4	0	0	3.4E2	0.525
3792	2125	Sisma X SLO	40.5	0	0	0	3.4E2	0.525	3793	2125	Sisma Y SLO	0	40.5	0	0	3.4E2	0.525
3794	2126	Sisma X SLV	37.6	0	0	0	2.3E2	0.525	3795	2126	Sisma Y SLV	0	37.6	0	0	2.3E2	0.525
3796	2126	Sisma X SLO	28	0	0	0	2.3E2	0.525	3797	2126	Sisma Y SLO	0	28	0	0	2.3E2	0.525
3798	2127	Sisma X SLV	37.6	0	0	0	2.3E2	0.525	3799	2127	Sisma Y SLV	0	37.6	0	0	2.3E2	0.525

**PIAZZALE TRIAGE-FABBRICATO-ALLEGATO
ALLA REL. PREDIMENSIONAMENTO
STRUTTURE**

Codice documento
SF0272_F0

<i>Rev</i>	<i>Data</i>
F0	20/06/2011

Indice	Nodo	Condizione	Fx	Fy	Fz	Mz	Peso	Gamma	Indice	Nodo	Condizione	Fx	Fy	Fz	Mz	Peso	Gamma
3800	2127	Sisma X SLO	28	0	0	0	2.3E2	0.525	3801	2127	Sisma Y SLO	0	28	0	0	2.3E2	0.525
3802	2128	Sisma X SLV	37.6	0	0	0	2.3E2	0.525	3803	2128	Sisma Y SLV	0	37.6	0	0	2.3E2	0.525
3804	2128	Sisma X SLO	28	0	0	0	2.3E2	0.525	3805	2128	Sisma Y SLO	0	28	0	0	2.3E2	0.525
3806	2129	Sisma X SLV	37.6	0	0	0	2.3E2	0.525	3807	2129	Sisma Y SLV	0	37.6	0	0	2.3E2	0.525
3808	2129	Sisma X SLO	28	0	0	0	2.3E2	0.525	3809	2129	Sisma Y SLO	0	28	0	0	2.3E2	0.525
3810	2130	Sisma X SLV	37.6	0	0	0	2.3E2	0.525	3811	2130	Sisma Y SLV	0	37.6	0	0	2.3E2	0.525
3812	2130	Sisma X SLO	28	0	0	0	2.3E2	0.525	3813	2130	Sisma Y SLO	0	28	0	0	2.3E2	0.525
3814	2131	Sisma X SLV	37.6	0	0	0	2.3E2	0.525	3815	2131	Sisma Y SLV	0	37.6	0	0	2.3E2	0.525
3816	2131	Sisma X SLO	28	0	0	0	2.3E2	0.525	3817	2131	Sisma Y SLO	0	28	0	0	2.3E2	0.525
3818	2132	Sisma X SLV	37.2	0	0	0	2.3E2	0.525	3819	2132	Sisma Y SLV	0	37.2	0	0	2.3E2	0.525
3820	2132	Sisma X SLO	27.7	0	0	0	2.3E2	0.525	3821	2132	Sisma Y SLO	0	27.7	0	0	2.3E2	0.525
3822	2133	Sisma X SLV	36.7	0	0	0	2.3E2	0.525	3823	2133	Sisma Y SLV	0	36.7	0	0	2.3E2	0.525
3824	2133	Sisma X SLO	27.4	0	0	0	2.3E2	0.525	3825	2133	Sisma Y SLO	0	27.4	0	0	2.3E2	0.525
3826	2134	Sisma X SLV	36.7	0	0	0	2.3E2	0.525	3827	2134	Sisma Y SLV	0	36.7	0	0	2.3E2	0.525
3828	2134	Sisma X SLO	27.4	0	0	0	2.3E2	0.525	3829	2134	Sisma Y SLO	0	27.4	0	0	2.3E2	0.525
3830	2135	Sisma X SLV	36.7	0	0	0	2.3E2	0.525	3831	2135	Sisma Y SLV	0	36.7	0	0	2.3E2	0.525
3832	2135	Sisma X SLO	27.4	0	0	0	2.3E2	0.525	3833	2135	Sisma Y SLO	0	27.4	0	0	2.3E2	0.525
3834	2136	Sisma X SLV	36.7	0	0	0	2.3E2	0.525	3835	2136	Sisma Y SLV	0	36.7	0	0	2.3E2	0.525
3836	2136	Sisma X SLO	27.4	0	0	0	2.3E2	0.525	3837	2136	Sisma Y SLO	0	27.4	0	0	2.3E2	0.525
3838	2137	Sisma X SLV	36.7	0	0	0	2.3E2	0.525	3839	2137	Sisma Y SLV	0	36.7	0	0	2.3E2	0.525
3840	2137	Sisma X SLO	27.4	0	0	0	2.3E2	0.525	3841	2137	Sisma Y SLO	0	27.4	0	0	2.3E2	0.525
3842	2138	Sisma X SLV	36.7	0	0	0	2.3E2	0.525	3843	2138	Sisma Y SLV	0	36.7	0	0	2.3E2	0.525
3844	2138	Sisma X SLO	27.4	0	0	0	2.3E2	0.525	3845	2138	Sisma Y SLO	0	27.4	0	0	2.3E2	0.525
3846	2139	Sisma X SLV	37.4	0	0	0	2.3E2	0.525	3847	2139	Sisma Y SLV	0	37.4	0	0	2.3E2	0.525
3848	2139	Sisma X SLO	27.8	0	0	0	2.3E2	0.525	3849	2139	Sisma Y SLO	0	27.8	0	0	2.3E2	0.525
3850	2140	Sisma X SLV	38	0	0	0	2.4E2	0.525	3851	2140	Sisma Y SLV	0	38	0	0	2.4E2	0.525
3852	2140	Sisma X SLO	28.3	0	0	0	2.4E2	0.525	3853	2140	Sisma Y SLO	0	28.3	0	0	2.4E2	0.525

**PIAZZALE TRIAGE-FABBRICATO-ALLEGATO
ALLA REL. PREDIMENSIONAMENTO
STRUTTURE**

Codice documento
SF0272_F0

<i>Rev</i>	<i>Data</i>
F0	20/06/2011

Indice	Nodo	Condizione	Fx	Fy	Fz	Mz	Peso	Gamma	Indice	Nodo	Condizione	Fx	Fy	Fz	Mz	Peso	Gamma
3854	2141	Sisma X SLV	33.4	0	0	0	2.1E2	0.525	3855	2141	Sisma Y SLV	0	33.4	0	0	2.1E2	0.525
3856	2141	Sisma X SLO	24.9	0	0	0	2.1E2	0.525	3857	2141	Sisma Y SLO	0	24.9	0	0	2.1E2	0.525
3858	2142	Sisma X SLV	38	0	0	0	2.4E2	0.525	3859	2142	Sisma Y SLV	0	38	0	0	2.4E2	0.525
3860	2142	Sisma X SLO	28.3	0	0	0	2.4E2	0.525	3861	2142	Sisma Y SLO	0	28.3	0	0	2.4E2	0.525
3862	2143	Sisma X SLV	38	0	0	0	2.4E2	0.525	3863	2143	Sisma Y SLV	0	38	0	0	2.4E2	0.525
3864	2143	Sisma X SLO	28.3	0	0	0	2.4E2	0.525	3865	2143	Sisma Y SLO	0	28.3	0	0	2.4E2	0.525
3866	2144	Sisma X SLV	33.4	0	0	0	2.1E2	0.525	3867	2144	Sisma Y SLV	0	33.4	0	0	2.1E2	0.525
3868	2144	Sisma X SLO	24.9	0	0	0	2.1E2	0.525	3869	2144	Sisma Y SLO	0	24.9	0	0	2.1E2	0.525
3870	2145	Sisma X SLV	38	0	0	0	2.4E2	0.525	3871	2145	Sisma Y SLV	0	38	0	0	2.4E2	0.525
3872	2145	Sisma X SLO	28.3	0	0	0	2.4E2	0.525	3873	2145	Sisma Y SLO	0	28.3	0	0	2.4E2	0.525
3874	2146	Sisma X SLV	38	0	0	0	2.4E2	0.525	3875	2146	Sisma Y SLV	0	38	0	0	2.4E2	0.525
3876	2146	Sisma X SLO	28.3	0	0	0	2.4E2	0.525	3877	2146	Sisma Y SLO	0	28.3	0	0	2.4E2	0.525
3878	2147	Sisma X SLV	33.4	0	0	0	2.1E2	0.525	3879	2147	Sisma Y SLV	0	33.4	0	0	2.1E2	0.525
3880	2147	Sisma X SLO	24.9	0	0	0	2.1E2	0.525	3881	2147	Sisma Y SLO	0	24.9	0	0	2.1E2	0.525
3882	2148	Sisma X SLV	38	0	0	0	2.4E2	0.525	3883	2148	Sisma Y SLV	0	38	0	0	2.4E2	0.525
3884	2148	Sisma X SLO	28.3	0	0	0	2.4E2	0.525	3885	2148	Sisma Y SLO	0	28.3	0	0	2.4E2	0.525
3886	2149	Sisma X SLV	38	0	0	0	2.4E2	0.525	3887	2149	Sisma Y SLV	0	38	0	0	2.4E2	0.525
3888	2149	Sisma X SLO	28.3	0	0	0	2.4E2	0.525	3889	2149	Sisma Y SLO	0	28.3	0	0	2.4E2	0.525
3890	2150	Sisma X SLV	33.4	0	0	0	2.1E2	0.525	3891	2150	Sisma Y SLV	0	33.4	0	0	2.1E2	0.525
3892	2150	Sisma X SLO	24.9	0	0	0	2.1E2	0.525	3893	2150	Sisma Y SLO	0	24.9	0	0	2.1E2	0.525
3894	2151	Sisma X SLV	38	0	0	0	2.4E2	0.525	3895	2151	Sisma Y SLV	0	38	0	0	2.4E2	0.525
3896	2151	Sisma X SLO	28.3	0	0	0	2.4E2	0.525	3897	2151	Sisma Y SLO	0	28.3	0	0	2.4E2	0.525
3898	2152	Sisma X SLV	38	0	0	0	2.4E2	0.525	3899	2152	Sisma Y SLV	0	38	0	0	2.4E2	0.525
3900	2152	Sisma X SLO	28.3	0	0	0	2.4E2	0.525	3901	2152	Sisma Y SLO	0	28.3	0	0	2.4E2	0.525
3902	2153	Sisma X SLV	33.4	0	0	0	2.1E2	0.525	3903	2153	Sisma Y SLV	0	33.4	0	0	2.1E2	0.525
3904	2153	Sisma X SLO	24.9	0	0	0	2.1E2	0.525	3905	2153	Sisma Y SLO	0	24.9	0	0	2.1E2	0.525
3906	2154	Sisma X SLV	38	0	0	0	2.4E2	0.525	3907	2154	Sisma Y SLV	0	38	0	0	2.4E2	0.525

**PIAZZALE TRIAGE-FABBRICATO-ALLEGATO
ALLA REL. PREDIMENSIONAMENTO
STRUTTURE**

Codice documento
SF0272_F0

<i>Rev</i>	<i>Data</i>
F0	20/06/2011

Indice	Nodo	Condizione	Fx	Fy	Fz	Mz	Peso	Gamma	Indice	Nodo	Condizione	Fx	Fy	Fz	Mz	Peso	Gamma
3908	2154	Sisma X SLO	28.3	0	0	0	2.4E2	0.525	3909	2154	Sisma Y SLO	0	28.3	0	0	2.4E2	0.525
3910	2155	Sisma X SLV	38	0	0	0	2.4E2	0.525	3911	2155	Sisma Y SLV	0	38	0	0	2.4E2	0.525
3912	2155	Sisma X SLO	28.3	0	0	0	2.4E2	0.525	3913	2155	Sisma Y SLO	0	28.3	0	0	2.4E2	0.525
3914	2156	Sisma X SLV	33.4	0	0	0	2.1E2	0.525	3915	2156	Sisma Y SLV	0	33.4	0	0	2.1E2	0.525
3916	2156	Sisma X SLO	24.9	0	0	0	2.1E2	0.525	3917	2156	Sisma Y SLO	0	24.9	0	0	2.1E2	0.525
3918	2157	Sisma X SLV	38	0	0	0	2.4E2	0.525	3919	2157	Sisma Y SLV	0	38	0	0	2.4E2	0.525
3920	2157	Sisma X SLO	28.3	0	0	0	2.4E2	0.525	3921	2157	Sisma Y SLO	0	28.3	0	0	2.4E2	0.525
3922	2158	Sisma X SLV	38	0	0	0	2.4E2	0.525	3923	2158	Sisma Y SLV	0	38	0	0	2.4E2	0.525
3924	2158	Sisma X SLO	28.3	0	0	0	2.4E2	0.525	3925	2158	Sisma Y SLO	0	28.3	0	0	2.4E2	0.525
3926	2159	Sisma X SLV	33.4	0	0	0	2.1E2	0.525	3927	2159	Sisma Y SLV	0	33.4	0	0	2.1E2	0.525
3928	2159	Sisma X SLO	24.9	0	0	0	2.1E2	0.525	3929	2159	Sisma Y SLO	0	24.9	0	0	2.1E2	0.525
3930	2160	Sisma X SLV	38	0	0	0	2.4E2	0.525	3931	2160	Sisma Y SLV	0	38	0	0	2.4E2	0.525
3932	2160	Sisma X SLO	28.3	0	0	0	2.4E2	0.525	3933	2160	Sisma Y SLO	0	28.3	0	0	2.4E2	0.525
3934	2161	Sisma X SLV	38	0	0	0	2.4E2	0.525	3935	2161	Sisma Y SLV	0	38	0	0	2.4E2	0.525
3936	2161	Sisma X SLO	28.3	0	0	0	2.4E2	0.525	3937	2161	Sisma Y SLO	0	28.3	0	0	2.4E2	0.525
3938	2162	Sisma X SLV	33.4	0	0	0	2.1E2	0.525	3939	2162	Sisma Y SLV	0	33.4	0	0	2.1E2	0.525
3940	2162	Sisma X SLO	24.9	0	0	0	2.1E2	0.525	3941	2162	Sisma Y SLO	0	24.9	0	0	2.1E2	0.525
3942	2163	Sisma X SLV	38	0	0	0	2.4E2	0.525	3943	2163	Sisma Y SLV	0	38	0	0	2.4E2	0.525
3944	2163	Sisma X SLO	28.3	0	0	0	2.4E2	0.525	3945	2163	Sisma Y SLO	0	28.3	0	0	2.4E2	0.525
3946	2164	Sisma X SLV	38	0	0	0	2.4E2	0.525	3947	2164	Sisma Y SLV	0	38	0	0	2.4E2	0.525
3948	2164	Sisma X SLO	28.3	0	0	0	2.4E2	0.525	3949	2164	Sisma Y SLO	0	28.3	0	0	2.4E2	0.525
3950	2165	Sisma X SLV	33.4	0	0	0	2.1E2	0.525	3951	2165	Sisma Y SLV	0	33.4	0	0	2.1E2	0.525
3952	2165	Sisma X SLO	24.9	0	0	0	2.1E2	0.525	3953	2165	Sisma Y SLO	0	24.9	0	0	2.1E2	0.525
3954	2166	Sisma X SLV	38	0	0	0	2.4E2	0.525	3955	2166	Sisma Y SLV	0	38	0	0	2.4E2	0.525
3956	2166	Sisma X SLO	28.3	0	0	0	2.4E2	0.525	3957	2166	Sisma Y SLO	0	28.3	0	0	2.4E2	0.525
3958	2167	Sisma X SLV	38	0	0	0	2.4E2	0.525	3959	2167	Sisma Y SLV	0	38	0	0	2.4E2	0.525
3960	2167	Sisma X SLO	28.3	0	0	0	2.4E2	0.525	3961	2167	Sisma Y SLO	0	28.3	0	0	2.4E2	0.525

**PIAZZALE TRIAGE-FABBRICATO-ALLEGATO
ALLA REL. PREDIMENSIONAMENTO
STRUTTURE**

Codice documento
SF0272_F0

<i>Rev</i>	<i>Data</i>
F0	20/06/2011

Indice	Nodo	Condizione	Fx	Fy	Fz	Mz	Peso	Gamma	Indice	Nodo	Condizione	Fx	Fy	Fz	Mz	Peso	Gamma
3962	2168	Sisma X SLV	33.4	0	0	0	2.1E2	0.525	3963	2168	Sisma Y SLV	0	33.4	0	0	2.1E2	0.525
3964	2168	Sisma X SLO	24.9	0	0	0	2.1E2	0.525	3965	2168	Sisma Y SLO	0	24.9	0	0	2.1E2	0.525
3966	2169	Sisma X SLV	38	0	0	0	2.4E2	0.525	3967	2169	Sisma Y SLV	0	38	0	0	2.4E2	0.525
3968	2169	Sisma X SLO	28.3	0	0	0	2.4E2	0.525	3969	2169	Sisma Y SLO	0	28.3	0	0	2.4E2	0.525
3970	2170	Sisma X SLV	38	0	0	0	2.4E2	0.525	3971	2170	Sisma Y SLV	0	38	0	0	2.4E2	0.525
3972	2170	Sisma X SLO	28.3	0	0	0	2.4E2	0.525	3973	2170	Sisma Y SLO	0	28.3	0	0	2.4E2	0.525
3974	2171	Sisma X SLV	33.4	0	0	0	2.1E2	0.525	3975	2171	Sisma Y SLV	0	33.4	0	0	2.1E2	0.525
3976	2171	Sisma X SLO	24.9	0	0	0	2.1E2	0.525	3977	2171	Sisma Y SLO	0	24.9	0	0	2.1E2	0.525
3978	2172	Sisma X SLV	38	0	0	0	2.4E2	0.525	3979	2172	Sisma Y SLV	0	38	0	0	2.4E2	0.525
3980	2172	Sisma X SLO	28.3	0	0	0	2.4E2	0.525	3981	2172	Sisma Y SLO	0	28.3	0	0	2.4E2	0.525
3982	2173	Sisma X SLV	38	0	0	0	2.4E2	0.525	3983	2173	Sisma Y SLV	0	38	0	0	2.4E2	0.525
3984	2173	Sisma X SLO	28.3	0	0	0	2.4E2	0.525	3985	2173	Sisma Y SLO	0	28.3	0	0	2.4E2	0.525
3986	2174	Sisma X SLV	33.4	0	0	0	2.1E2	0.525	3987	2174	Sisma Y SLV	0	33.4	0	0	2.1E2	0.525
3988	2174	Sisma X SLO	24.9	0	0	0	2.1E2	0.525	3989	2174	Sisma Y SLO	0	24.9	0	0	2.1E2	0.525
3990	2175	Sisma X SLV	38	0	0	0	2.4E2	0.525	3991	2175	Sisma Y SLV	0	38	0	0	2.4E2	0.525
3992	2175	Sisma X SLO	28.3	0	0	0	2.4E2	0.525	3993	2175	Sisma Y SLO	0	28.3	0	0	2.4E2	0.525
3994	2176	Sisma X SLV	38	0	0	0	2.4E2	0.525	3995	2176	Sisma Y SLV	0	38	0	0	2.4E2	0.525
3996	2176	Sisma X SLO	28.3	0	0	0	2.4E2	0.525	3997	2176	Sisma Y SLO	0	28.3	0	0	2.4E2	0.525
3998	2177	Sisma X SLV	33.4	0	0	0	2.1E2	0.525	3999	2177	Sisma Y SLV	0	33.4	0	0	2.1E2	0.525
4000	2177	Sisma X SLO	24.9	0	0	0	2.1E2	0.525	4001	2177	Sisma Y SLO	0	24.9	0	0	2.1E2	0.525
4002	2178	Sisma X SLV	38	0	0	0	2.4E2	0.525	4003	2178	Sisma Y SLV	0	38	0	0	2.4E2	0.525
4004	2178	Sisma X SLO	28.3	0	0	0	2.4E2	0.525	4005	2178	Sisma Y SLO	0	28.3	0	0	2.4E2	0.525
4006	2179	Sisma X SLV	38	0	0	0	2.4E2	0.525	4007	2179	Sisma Y SLV	0	38	0	0	2.4E2	0.525
4008	2179	Sisma X SLO	28.3	0	0	0	2.4E2	0.525	4009	2179	Sisma Y SLO	0	28.3	0	0	2.4E2	0.525
4010	2180	Sisma X SLV	33.4	0	0	0	2.1E2	0.525	4011	2180	Sisma Y SLV	0	33.4	0	0	2.1E2	0.525
4012	2180	Sisma X SLO	24.9	0	0	0	2.1E2	0.525	4013	2180	Sisma Y SLO	0	24.9	0	0	2.1E2	0.525
4014	2181	Sisma X SLV	38	0	0	0	2.4E2	0.525	4015	2181	Sisma Y SLV	0	38	0	0	2.4E2	0.525

**PIAZZALE TRIAGE-FABBRICATO-ALLEGATO
ALLA REL. PREDIMENSIONAMENTO
STRUTTURE**

Codice documento
SF0272_F0

<i>Rev</i>	<i>Data</i>
F0	20/06/2011

Indice	Nodo	Condizione	Fx	Fy	Fz	Mz	Peso	Gamma	Indice	Nodo	Condizione	Fx	Fy	Fz	Mz	Peso	Gamma
4016	2181	Sisma X SLO	28.3	0	0	0	2.4E2	0.525	4017	2181	Sisma Y SLO	0	28.3	0	0	2.4E2	0.525
4018	2182	Sisma X SLV	38	0	0	0	2.4E2	0.525	4019	2182	Sisma Y SLV	0	38	0	0	2.4E2	0.525
4020	2182	Sisma X SLO	28.3	0	0	0	2.4E2	0.525	4021	2182	Sisma Y SLO	0	28.3	0	0	2.4E2	0.525
4022	2183	Sisma X SLV	33.4	0	0	0	2.1E2	0.525	4023	2183	Sisma Y SLV	0	33.4	0	0	2.1E2	0.525
4024	2183	Sisma X SLO	24.9	0	0	0	2.1E2	0.525	4025	2183	Sisma Y SLO	0	24.9	0	0	2.1E2	0.525
4026	2184	Sisma X SLV	38	0	0	0	2.4E2	0.525	4027	2184	Sisma Y SLV	0	38	0	0	2.4E2	0.525
4028	2184	Sisma X SLO	28.3	0	0	0	2.4E2	0.525	4029	2184	Sisma Y SLO	0	28.3	0	0	2.4E2	0.525
4030	2185	Sisma X SLV	38	0	0	0	2.4E2	0.525	4031	2185	Sisma Y SLV	0	38	0	0	2.4E2	0.525
4032	2185	Sisma X SLO	28.3	0	0	0	2.4E2	0.525	4033	2185	Sisma Y SLO	0	28.3	0	0	2.4E2	0.525
4034	2186	Sisma X SLV	33.4	0	0	0	2.1E2	0.525	4035	2186	Sisma Y SLV	0	33.4	0	0	2.1E2	0.525
4036	2186	Sisma X SLO	24.9	0	0	0	2.1E2	0.525	4037	2186	Sisma Y SLO	0	24.9	0	0	2.1E2	0.525
4038	2187	Sisma X SLV	38	0	0	0	2.4E2	0.525	4039	2187	Sisma Y SLV	0	38	0	0	2.4E2	0.525
4040	2187	Sisma X SLO	28.3	0	0	0	2.4E2	0.525	4041	2187	Sisma Y SLO	0	28.3	0	0	2.4E2	0.525
4042	2188	Sisma X SLV	38	0	0	0	2.4E2	0.525	4043	2188	Sisma Y SLV	0	38	0	0	2.4E2	0.525
4044	2188	Sisma X SLO	28.3	0	0	0	2.4E2	0.525	4045	2188	Sisma Y SLO	0	28.3	0	0	2.4E2	0.525
4046	2189	Sisma X SLV	33.4	0	0	0	2.1E2	0.525	4047	2189	Sisma Y SLV	0	33.4	0	0	2.1E2	0.525
4048	2189	Sisma X SLO	24.9	0	0	0	2.1E2	0.525	4049	2189	Sisma Y SLO	0	24.9	0	0	2.1E2	0.525
4050	2190	Sisma X SLV	38	0	0	0	2.4E2	0.525	4051	2190	Sisma Y SLV	0	38	0	0	2.4E2	0.525
4052	2190	Sisma X SLO	28.3	0	0	0	2.4E2	0.525	4053	2190	Sisma Y SLO	0	28.3	0	0	2.4E2	0.525
4054	2191	Sisma X SLV	38	0	0	0	2.4E2	0.525	4055	2191	Sisma Y SLV	0	38	0	0	2.4E2	0.525
4056	2191	Sisma X SLO	28.3	0	0	0	2.4E2	0.525	4057	2191	Sisma Y SLO	0	28.3	0	0	2.4E2	0.525
4058	2192	Sisma X SLV	33.4	0	0	0	2.1E2	0.525	4059	2192	Sisma Y SLV	0	33.4	0	0	2.1E2	0.525
4060	2192	Sisma X SLO	24.9	0	0	0	2.1E2	0.525	4061	2192	Sisma Y SLO	0	24.9	0	0	2.1E2	0.525
4062	2193	Sisma X SLV	38	0	0	0	2.4E2	0.525	4063	2193	Sisma Y SLV	0	38	0	0	2.4E2	0.525
4064	2193	Sisma X SLO	28.3	0	0	0	2.4E2	0.525	4065	2193	Sisma Y SLO	0	28.3	0	0	2.4E2	0.525
4066	2194	Sisma X SLV	38	0	0	0	2.4E2	0.525	4067	2194	Sisma Y SLV	0	38	0	0	2.4E2	0.525
4068	2194	Sisma X SLO	28.3	0	0	0	2.4E2	0.525	4069	2194	Sisma Y SLO	0	28.3	0	0	2.4E2	0.525

**PIAZZALE TRIAGE-FABBRICATO-ALLEGATO
ALLA REL. PREDIMENSIONAMENTO
STRUTTURE**

Codice documento
SF0272_F0

<i>Rev</i>	<i>Data</i>
F0	20/06/2011

Indice	Nodo	Condizione	Fx	Fy	Fz	Mz	Peso	Gamma	Indice	Nodo	Condizione	Fx	Fy	Fz	Mz	Peso	Gamma
4070	2195	Sisma X SLV	33.4	0	0	0	2.1E2	0.525	4071	2195	Sisma Y SLV	0	33.4	0	0	2.1E2	0.525
4072	2195	Sisma X SLO	24.9	0	0	0	2.1E2	0.525	4073	2195	Sisma Y SLO	0	24.9	0	0	2.1E2	0.525
4074	2196	Sisma X SLV	38	0	0	0	2.4E2	0.525	4075	2196	Sisma Y SLV	0	38	0	0	2.4E2	0.525
4076	2196	Sisma X SLO	28.3	0	0	0	2.4E2	0.525	4077	2196	Sisma Y SLO	0	28.3	0	0	2.4E2	0.525
4078	2197	Sisma X SLV	38	0	0	0	2.4E2	0.525	4079	2197	Sisma Y SLV	0	38	0	0	2.4E2	0.525
4080	2197	Sisma X SLO	28.3	0	0	0	2.4E2	0.525	4081	2197	Sisma Y SLO	0	28.3	0	0	2.4E2	0.525
4082	2198	Sisma X SLV	33.4	0	0	0	2.1E2	0.525	4083	2198	Sisma Y SLV	0	33.4	0	0	2.1E2	0.525
4084	2198	Sisma X SLO	24.9	0	0	0	2.1E2	0.525	4085	2198	Sisma Y SLO	0	24.9	0	0	2.1E2	0.525
4086	2199	Sisma X SLV	38	0	0	0	2.4E2	0.525	4087	2199	Sisma Y SLV	0	38	0	0	2.4E2	0.525
4088	2199	Sisma X SLO	28.3	0	0	0	2.4E2	0.525	4089	2199	Sisma Y SLO	0	28.3	0	0	2.4E2	0.525
4090	2200	Sisma X SLV	38	0	0	0	2.4E2	0.525	4091	2200	Sisma Y SLV	0	38	0	0	2.4E2	0.525
4092	2200	Sisma X SLO	28.3	0	0	0	2.4E2	0.525	4093	2200	Sisma Y SLO	0	28.3	0	0	2.4E2	0.525
4094	2201	Sisma X SLV	33.4	0	0	0	2.1E2	0.525	4095	2201	Sisma Y SLV	0	33.4	0	0	2.1E2	0.525
4096	2201	Sisma X SLO	24.9	0	0	0	2.1E2	0.525	4097	2201	Sisma Y SLO	0	24.9	0	0	2.1E2	0.525
4098	2202	Sisma X SLV	38	0	0	0	2.4E2	0.525	4099	2202	Sisma Y SLV	0	38	0	0	2.4E2	0.525
4100	2202	Sisma X SLO	28.3	0	0	0	2.4E2	0.525	4101	2202	Sisma Y SLO	0	28.3	0	0	2.4E2	0.525
4102	2203	Sisma X SLV	38	0	0	0	2.4E2	0.525	4103	2203	Sisma Y SLV	0	38	0	0	2.4E2	0.525
4104	2203	Sisma X SLO	28.3	0	0	0	2.4E2	0.525	4105	2203	Sisma Y SLO	0	28.3	0	0	2.4E2	0.525
4106	2204	Sisma X SLV	33.4	0	0	0	2.1E2	0.525	4107	2204	Sisma Y SLV	0	33.4	0	0	2.1E2	0.525
4108	2204	Sisma X SLO	24.9	0	0	0	2.1E2	0.525	4109	2204	Sisma Y SLO	0	24.9	0	0	2.1E2	0.525
4110	2205	Sisma X SLV	38	0	0	0	2.4E2	0.525	4111	2205	Sisma Y SLV	0	38	0	0	2.4E2	0.525
4112	2205	Sisma X SLO	28.3	0	0	0	2.4E2	0.525	4113	2205	Sisma Y SLO	0	28.3	0	0	2.4E2	0.525
4114	2206	Sisma X SLV	38.1	0	0	0	2.4E2	0.525	4115	2206	Sisma Y SLV	0	38.1	0	0	2.4E2	0.525
4116	2206	Sisma X SLO	28.4	0	0	0	2.4E2	0.525	4117	2206	Sisma Y SLO	0	28.4	0	0	2.4E2	0.525
4118	2207	Sisma X SLV	38.3	0	0	0	2.4E2	0.525	4119	2207	Sisma Y SLV	0	38.3	0	0	2.4E2	0.525
4120	2207	Sisma X SLO	28.5	0	0	0	2.4E2	0.525	4121	2207	Sisma Y SLO	0	28.5	0	0	2.4E2	0.525
4122	2208	Sisma X SLV	38.3	0	0	0	2.4E2	0.525	4123	2208	Sisma Y SLV	0	38.3	0	0	2.4E2	0.525

**PIAZZALE TRIAGE-FABBRICATO-ALLEGATO
ALLA REL. PREDIMENSIONAMENTO
STRUTTURE**

Codice documento
SF0272_F0

<i>Rev</i>	<i>Data</i>
F0	20/06/2011

Indice	Nodo	Condizione	Fx	Fy	Fz	Mz	Peso	Gamma	Indice	Nodo	Condizione	Fx	Fy	Fz	Mz	Peso	Gamma
4124	2208	Sisma X SLO	28.5	0	0	0	2.4E2	0.525	4125	2208	Sisma Y SLO	0	28.5	0	0	2.4E2	0.525
4126	2209	Sisma X SLV	38.3	0	0	0	2.4E2	0.525	4127	2209	Sisma Y SLV	0	38.3	0	0	2.4E2	0.525
4128	2209	Sisma X SLO	28.5	0	0	0	2.4E2	0.525	4129	2209	Sisma Y SLO	0	28.5	0	0	2.4E2	0.525
4130	2210	Sisma X SLV	38.3	0	0	0	2.4E2	0.525	4131	2210	Sisma Y SLV	0	38.3	0	0	2.4E2	0.525
4132	2210	Sisma X SLO	28.5	0	0	0	2.4E2	0.525	4133	2210	Sisma Y SLO	0	28.5	0	0	2.4E2	0.525
4134	2211	Sisma X SLV	38.5	0	0	0	2.4E2	0.525	4135	2211	Sisma Y SLV	0	38.5	0	0	2.4E2	0.525
4136	2211	Sisma X SLO	28.6	0	0	0	2.4E2	0.525	4137	2211	Sisma Y SLO	0	28.6	0	0	2.4E2	0.525
4138	2212	Sisma X SLV	38.6	0	0	0	2.4E2	0.525	4139	2212	Sisma Y SLV	0	38.6	0	0	2.4E2	0.525
4140	2212	Sisma X SLO	28.8	0	0	0	2.4E2	0.525	4141	2212	Sisma Y SLO	0	28.8	0	0	2.4E2	0.525
4142	2213	Sisma X SLV	38.6	0	0	0	2.4E2	0.525	4143	2213	Sisma Y SLV	0	38.6	0	0	2.4E2	0.525
4144	2213	Sisma X SLO	28.8	0	0	0	2.4E2	0.525	4145	2213	Sisma Y SLO	0	28.8	0	0	2.4E2	0.525
4146	2214	Sisma X SLV	38.6	0	0	0	2.4E2	0.525	4147	2214	Sisma Y SLV	0	38.6	0	0	2.4E2	0.525
4148	2214	Sisma X SLO	28.8	0	0	0	2.4E2	0.525	4149	2214	Sisma Y SLO	0	28.8	0	0	2.4E2	0.525
4150	2215	Sisma X SLV	38.6	0	0	0	2.4E2	0.525	4151	2215	Sisma Y SLV	0	38.6	0	0	2.4E2	0.525
4152	2215	Sisma X SLO	28.8	0	0	0	2.4E2	0.525	4153	2215	Sisma Y SLO	0	28.8	0	0	2.4E2	0.525
4154	2216	Sisma X SLV	38.6	0	0	0	2.4E2	0.525	4155	2216	Sisma Y SLV	0	38.6	0	0	2.4E2	0.525
4156	2216	Sisma X SLO	28.8	0	0	0	2.4E2	0.525	4157	2216	Sisma Y SLO	0	28.8	0	0	2.4E2	0.525
4158	2217	Sisma X SLV	38.6	0	0	0	2.4E2	0.525	4159	2217	Sisma Y SLV	0	38.6	0	0	2.4E2	0.525
4160	2217	Sisma X SLO	28.8	0	0	0	2.4E2	0.525	4161	2217	Sisma Y SLO	0	28.8	0	0	2.4E2	0.525
4162	2218	Sisma X SLV	36.7	0	0	0	2.3E2	0.525	4163	2218	Sisma Y SLV	0	36.7	0	0	2.3E2	0.525
4164	2218	Sisma X SLO	27.3	0	0	0	2.3E2	0.525	4165	2218	Sisma Y SLO	0	27.3	0	0	2.3E2	0.525
4166	2219	Sisma X SLV	34.7	0	0	0	2.2E2	0.525	4167	2219	Sisma Y SLV	0	34.7	0	0	2.2E2	0.525
4168	2219	Sisma X SLO	25.9	0	0	0	2.2E2	0.525	4169	2219	Sisma Y SLO	0	25.9	0	0	2.2E2	0.525
4170	2220	Sisma X SLV	34.7	0	0	0	2.2E2	0.525	4171	2220	Sisma Y SLV	0	34.7	0	0	2.2E2	0.525
4172	2220	Sisma X SLO	25.9	0	0	0	2.2E2	0.525	4173	2220	Sisma Y SLO	0	25.9	0	0	2.2E2	0.525
4174	2221	Sisma X SLV	34.7	0	0	0	2.2E2	0.525	4175	2221	Sisma Y SLV	0	34.7	0	0	2.2E2	0.525
4176	2221	Sisma X SLO	25.9	0	0	0	2.2E2	0.525	4177	2221	Sisma Y SLO	0	25.9	0	0	2.2E2	0.525

**PIAZZALE TRIAGE-FABBRICATO-ALLEGATO
ALLA REL. PREDIMENSIONAMENTO
STRUTTURE**

Codice documento
SF0272_F0

<i>Rev</i>	<i>Data</i>
F0	20/06/2011

Indice	Nodo	Condizione	Fx	Fy	Fz	Mz	Peso	Gamma	Indice	Nodo	Condizione	Fx	Fy	Fz	Mz	Peso	Gamma
4178	2222	Sisma X SLV	34.7	0	0	0	2.2E2	0.525	4179	2222	Sisma Y SLV	0	34.7	0	0	2.2E2	0.525
4180	2222	Sisma X SLO	25.9	0	0	0	2.2E2	0.525	4181	2222	Sisma Y SLO	0	25.9	0	0	2.2E2	0.525
4182	2223	Sisma X SLV	34.7	0	0	0	2.2E2	0.525	4183	2223	Sisma Y SLV	0	34.7	0	0	2.2E2	0.525
4184	2223	Sisma X SLO	25.9	0	0	0	2.2E2	0.525	4185	2223	Sisma Y SLO	0	25.9	0	0	2.2E2	0.525
4186	2224	Sisma X SLV	34.7	0	0	0	2.2E2	0.525	4187	2224	Sisma Y SLV	0	34.7	0	0	2.2E2	0.525
4188	2224	Sisma X SLO	25.9	0	0	0	2.2E2	0.525	4189	2224	Sisma Y SLO	0	25.9	0	0	2.2E2	0.525
4190	2225	Sisma X SLV	34.7	0	0	0	2.2E2	0.525	4191	2225	Sisma Y SLV	0	34.7	0	0	2.2E2	0.525
4192	2225	Sisma X SLO	25.9	0	0	0	2.2E2	0.525	4193	2225	Sisma Y SLO	0	25.9	0	0	2.2E2	0.525
4194	2226	Sisma X SLV	34.7	0	0	0	2.2E2	0.525	4195	2226	Sisma Y SLV	0	34.7	0	0	2.2E2	0.525
4196	2226	Sisma X SLO	25.9	0	0	0	2.2E2	0.525	4197	2226	Sisma Y SLO	0	25.9	0	0	2.2E2	0.525
4198	2227	Sisma X SLV	34.7	0	0	0	2.2E2	0.525	4199	2227	Sisma Y SLV	0	34.7	0	0	2.2E2	0.525
4200	2227	Sisma X SLO	25.9	0	0	0	2.2E2	0.525	4201	2227	Sisma Y SLO	0	25.9	0	0	2.2E2	0.525
4202	2228	Sisma X SLV	34.7	0	0	0	2.2E2	0.525	4203	2228	Sisma Y SLV	0	34.7	0	0	2.2E2	0.525
4204	2228	Sisma X SLO	25.9	0	0	0	2.2E2	0.525	4205	2228	Sisma Y SLO	0	25.9	0	0	2.2E2	0.525
4206	2229	Sisma X SLV	34.7	0	0	0	2.2E2	0.525	4207	2229	Sisma Y SLV	0	34.7	0	0	2.2E2	0.525
4208	2229	Sisma X SLO	25.9	0	0	0	2.2E2	0.525	4209	2229	Sisma Y SLO	0	25.9	0	0	2.2E2	0.525
4210	2230	Sisma X SLV	34.7	0	0	0	2.2E2	0.525	4211	2230	Sisma Y SLV	0	34.7	0	0	2.2E2	0.525
4212	2230	Sisma X SLO	25.9	0	0	0	2.2E2	0.525	4213	2230	Sisma Y SLO	0	25.9	0	0	2.2E2	0.525
4214	2231	Sisma X SLV	34.7	0	0	0	2.2E2	0.525	4215	2231	Sisma Y SLV	0	34.7	0	0	2.2E2	0.525
4216	2231	Sisma X SLO	25.9	0	0	0	2.2E2	0.525	4217	2231	Sisma Y SLO	0	25.9	0	0	2.2E2	0.525
4218	2232	Sisma X SLV	34.7	0	0	0	2.2E2	0.525	4219	2232	Sisma Y SLV	0	34.7	0	0	2.2E2	0.525
4220	2232	Sisma X SLO	25.9	0	0	0	2.2E2	0.525	4221	2232	Sisma Y SLO	0	25.9	0	0	2.2E2	0.525
4222	2233	Sisma X SLV	34.7	0	0	0	2.2E2	0.525	4223	2233	Sisma Y SLV	0	34.7	0	0	2.2E2	0.525
4224	2233	Sisma X SLO	25.9	0	0	0	2.2E2	0.525	4225	2233	Sisma Y SLO	0	25.9	0	0	2.2E2	0.525
4226	2234	Sisma X SLV	34.7	0	0	0	2.2E2	0.525	4227	2234	Sisma Y SLV	0	34.7	0	0	2.2E2	0.525
4228	2234	Sisma X SLO	25.9	0	0	0	2.2E2	0.525	4229	2234	Sisma Y SLO	0	25.9	0	0	2.2E2	0.525
4230	2235	Sisma X SLV	34.7	0	0	0	2.2E2	0.525	4231	2235	Sisma Y SLV	0	34.7	0	0	2.2E2	0.525

**PIAZZALE TRIAGE-FABBRICATO-ALLEGATO
ALLA REL. PREDIMENSIONAMENTO
STRUTTURE**

Codice documento
SF0272_F0

<i>Rev</i>	<i>Data</i>
F0	20/06/2011

Indice	Nodo	Condizione	Fx	Fy	Fz	Mz	Peso	Gamma	Indice	Nodo	Condizione	Fx	Fy	Fz	Mz	Peso	Gamma
4232	2235	Sisma X SLO	25.9	0	0	0	2.2E2	0.525	4233	2235	Sisma Y SLO	0	25.9	0	0	2.2E2	0.525
4234	2236	Sisma X SLV	34.7	0	0	0	2.2E2	0.525	4235	2236	Sisma Y SLV	0	34.7	0	0	2.2E2	0.525
4236	2236	Sisma X SLO	25.9	0	0	0	2.2E2	0.525	4237	2236	Sisma Y SLO	0	25.9	0	0	2.2E2	0.525
4238	2237	Sisma X SLV	34.7	0	0	0	2.2E2	0.525	4239	2237	Sisma Y SLV	0	34.7	0	0	2.2E2	0.525
4240	2237	Sisma X SLO	25.9	0	0	0	2.2E2	0.525	4241	2237	Sisma Y SLO	0	25.9	0	0	2.2E2	0.525
4242	2238	Sisma X SLV	34.7	0	0	0	2.2E2	0.525	4243	2238	Sisma Y SLV	0	34.7	0	0	2.2E2	0.525
4244	2238	Sisma X SLO	25.9	0	0	0	2.2E2	0.525	4245	2238	Sisma Y SLO	0	25.9	0	0	2.2E2	0.525
4246	2239	Sisma X SLV	52.8	0	0	0	3.3E2	0.525	4247	2239	Sisma Y SLV	0	52.8	0	0	3.3E2	0.525
4248	2239	Sisma X SLO	39.3	0	0	0	3.3E2	0.525	4249	2239	Sisma Y SLO	0	39.3	0	0	3.3E2	0.525
4250	2240	Sisma X SLV	37.5	0	0	0	2.3E2	0.525	4251	2240	Sisma Y SLV	0	37.5	0	0	2.3E2	0.525
4252	2240	Sisma X SLO	27.9	0	0	0	2.3E2	0.525	4253	2240	Sisma Y SLO	0	27.9	0	0	2.3E2	0.525
4254	2241	Sisma X SLV	37.5	0	0	0	2.3E2	0.525	4255	2241	Sisma Y SLV	0	37.5	0	0	2.3E2	0.525
4256	2241	Sisma X SLO	27.9	0	0	0	2.3E2	0.525	4257	2241	Sisma Y SLO	0	27.9	0	0	2.3E2	0.525
4258	2242	Sisma X SLV	37.5	0	0	0	2.3E2	0.525	4259	2242	Sisma Y SLV	0	37.5	0	0	2.3E2	0.525
4260	2242	Sisma X SLO	27.9	0	0	0	2.3E2	0.525	4261	2242	Sisma Y SLO	0	27.9	0	0	2.3E2	0.525
4262	2243	Sisma X SLV	37.5	0	0	0	2.3E2	0.525	4263	2243	Sisma Y SLV	0	37.5	0	0	2.3E2	0.525
4264	2243	Sisma X SLO	27.9	0	0	0	2.3E2	0.525	4265	2243	Sisma Y SLO	0	27.9	0	0	2.3E2	0.525
4266	2244	Sisma X SLV	37.5	0	0	0	2.3E2	0.525	4267	2244	Sisma Y SLV	0	37.5	0	0	2.3E2	0.525
4268	2244	Sisma X SLO	27.9	0	0	0	2.3E2	0.525	4269	2244	Sisma Y SLO	0	27.9	0	0	2.3E2	0.525
4270	2245	Sisma X SLV	18.7	0	0	0	1.2E2	0.525	4271	2245	Sisma Y SLV	0	18.7	0	0	1.2E2	0.525
4272	2245	Sisma X SLO	14	0	0	0	1.2E2	0.525	4273	2245	Sisma Y SLO	0	14	0	0	1.2E2	0.525
4274	2246	Sisma X SLV	37.8	0	0	0	2.4E2	0.525	4275	2246	Sisma Y SLV	0	37.8	0	0	2.4E2	0.525
4276	2246	Sisma X SLO	28.2	0	0	0	2.4E2	0.525	4277	2246	Sisma Y SLO	0	28.2	0	0	2.4E2	0.525
4278	2247	Sisma X SLV	37.7	0	0	0	2.3E2	0.525	4279	2247	Sisma Y SLV	0	37.7	0	0	2.3E2	0.525
4280	2247	Sisma X SLO	28.1	0	0	0	2.3E2	0.525	4281	2247	Sisma Y SLO	0	28.1	0	0	2.3E2	0.525
4282	2248	Sisma X SLV	37.7	0	0	0	2.3E2	0.525	4283	2248	Sisma Y SLV	0	37.7	0	0	2.3E2	0.525
4284	2248	Sisma X SLO	28.1	0	0	0	2.3E2	0.525	4285	2248	Sisma Y SLO	0	28.1	0	0	2.3E2	0.525

**PIAZZALE TRIAGE-FABBRICATO-ALLEGATO
ALLA REL. PREDIMENSIONAMENTO
STRUTTURE**

Codice documento
SF0272_F0

<i>Rev</i>	<i>Data</i>
F0	20/06/2011

Indice	Nodo	Condizione	Fx	Fy	Fz	Mz	Peso	Gamma	Indice	Nodo	Condizione	Fx	Fy	Fz	Mz	Peso	Gamma
4286	2249	Sisma X SLV	37.7	0	0	0	2.3E2	0.525	4287	2249	Sisma Y SLV	0	37.7	0	0	2.3E2	0.525
4288	2249	Sisma X SLO	28.1	0	0	0	2.3E2	0.525	4289	2249	Sisma Y SLO	0	28.1	0	0	2.3E2	0.525
4290	2250	Sisma X SLV	38.4	0	0	0	2.4E2	0.525	4291	2250	Sisma Y SLV	0	38.4	0	0	2.4E2	0.525
4292	2250	Sisma X SLO	28.6	0	0	0	2.4E2	0.525	4293	2250	Sisma Y SLO	0	28.6	0	0	2.4E2	0.525
4294	2251	Sisma X SLV	39	0	0	0	2.4E2	0.525	4295	2251	Sisma Y SLV	0	39	0	0	2.4E2	0.525
4296	2251	Sisma X SLO	29.1	0	0	0	2.4E2	0.525	4297	2251	Sisma Y SLO	0	29.1	0	0	2.4E2	0.525
4298	2252	Sisma X SLV	39	0	0	0	2.4E2	0.525	4299	2252	Sisma Y SLV	0	39	0	0	2.4E2	0.525
4300	2252	Sisma X SLO	29.1	0	0	0	2.4E2	0.525	4301	2252	Sisma Y SLO	0	29.1	0	0	2.4E2	0.525
4302	2253	Sisma X SLV	39	0	0	0	2.4E2	0.525	4303	2253	Sisma Y SLV	0	39	0	0	2.4E2	0.525
4304	2253	Sisma X SLO	29.1	0	0	0	2.4E2	0.525	4305	2253	Sisma Y SLO	0	29.1	0	0	2.4E2	0.525
4306	2254	Sisma X SLV	39	0	0	0	2.4E2	0.525	4307	2254	Sisma Y SLV	0	39	0	0	2.4E2	0.525
4308	2254	Sisma X SLO	29.1	0	0	0	2.4E2	0.525	4309	2254	Sisma Y SLO	0	29.1	0	0	2.4E2	0.525
4310	2255	Sisma X SLV	40	0	0	0	2.5E2	0.525	4311	2255	Sisma Y SLV	0	40	0	0	2.5E2	0.525
4312	2255	Sisma X SLO	29.7	0	0	0	2.5E2	0.525	4313	2255	Sisma Y SLO	0	29.7	0	0	2.5E2	0.525
4314	2256	Sisma X SLV	40.9	0	0	0	2.5E2	0.525	4315	2256	Sisma Y SLV	0	40.9	0	0	2.5E2	0.525
4316	2256	Sisma X SLO	30.4	0	0	0	2.5E2	0.525	4317	2256	Sisma Y SLO	0	30.4	0	0	2.5E2	0.525
4318	2257	Sisma X SLV	40.9	0	0	0	2.5E2	0.525	4319	2257	Sisma Y SLV	0	40.9	0	0	2.5E2	0.525
4320	2257	Sisma X SLO	30.4	0	0	0	2.5E2	0.525	4321	2257	Sisma Y SLO	0	30.4	0	0	2.5E2	0.525
4322	2258	Sisma X SLV	40.9	0	0	0	2.5E2	0.525	4323	2258	Sisma Y SLV	0	40.9	0	0	2.5E2	0.525
4324	2258	Sisma X SLO	30.4	0	0	0	2.5E2	0.525	4325	2258	Sisma Y SLO	0	30.4	0	0	2.5E2	0.525
4326	2259	Sisma X SLV	39.4	0	0	0	2.5E2	0.525	4327	2259	Sisma Y SLV	0	39.4	0	0	2.5E2	0.525
4328	2259	Sisma X SLO	29.4	0	0	0	2.5E2	0.525	4329	2259	Sisma Y SLO	0	29.4	0	0	2.5E2	0.525
4330	2260	Sisma X SLV	18.8	0	0	0	1.2E2	0.525	4331	2260	Sisma Y SLV	0	18.8	0	0	1.2E2	0.525
4332	2260	Sisma X SLO	14	0	0	0	1.2E2	0.525	4333	2260	Sisma Y SLO	0	14	0	0	1.2E2	0.525
4334	2261	Sisma X SLV	37.7	0	0	0	2.3E2	0.525	4335	2261	Sisma Y SLV	0	37.7	0	0	2.3E2	0.525
4336	2261	Sisma X SLO	28.1	0	0	0	2.3E2	0.525	4337	2261	Sisma Y SLO	0	28.1	0	0	2.3E2	0.525
4338	2262	Sisma X SLV	37.7	0	0	0	2.3E2	0.525	4339	2262	Sisma Y SLV	0	37.7	0	0	2.3E2	0.525

**PIAZZALE TRIAGE-FABBRICATO-ALLEGATO
ALLA REL. PREDIMENSIONAMENTO
STRUTTURE**

Codice documento
SF0272_F0

<i>Rev</i>	<i>Data</i>
F0	20/06/2011

Indice	Nodo	Condizione	Fx	Fy	Fz	Mz	Peso	Gamma	Indice	Nodo	Condizione	Fx	Fy	Fz	Mz	Peso	Gamma
4340	2262	Sisma X SLO	28.1	0	0	0	2.3E2	0.525	4341	2262	Sisma Y SLO	0	28.1	0	0	2.3E2	0.525
4342	2263	Sisma X SLV	37.7	0	0	0	2.3E2	0.525	4343	2263	Sisma Y SLV	0	37.7	0	0	2.3E2	0.525
4344	2263	Sisma X SLO	28.1	0	0	0	2.3E2	0.525	4345	2263	Sisma Y SLO	0	28.1	0	0	2.3E2	0.525
4346	2264	Sisma X SLV	37.7	0	0	0	2.3E2	0.525	4347	2264	Sisma Y SLV	0	37.7	0	0	2.3E2	0.525
4348	2264	Sisma X SLO	28.1	0	0	0	2.3E2	0.525	4349	2264	Sisma Y SLO	0	28.1	0	0	2.3E2	0.525
4350	2265	Sisma X SLV	37.7	0	0	0	2.3E2	0.525	4351	2265	Sisma Y SLV	0	37.7	0	0	2.3E2	0.525
4352	2265	Sisma X SLO	28.1	0	0	0	2.3E2	0.525	4353	2265	Sisma Y SLO	0	28.1	0	0	2.3E2	0.525
4354	2266	Sisma X SLV	37.7	0	0	0	2.3E2	0.525	4355	2266	Sisma Y SLV	0	37.7	0	0	2.3E2	0.525
4356	2266	Sisma X SLO	28.1	0	0	0	2.3E2	0.525	4357	2266	Sisma Y SLO	0	28.1	0	0	2.3E2	0.525
4358	2267	Sisma X SLV	54.4	0	0	0	3.4E2	0.525	4359	2267	Sisma Y SLV	0	54.4	0	0	3.4E2	0.525
4360	2267	Sisma X SLO	40.5	0	0	0	3.4E2	0.525	4361	2267	Sisma Y SLO	0	40.5	0	0	3.4E2	0.525
4362	2268	Sisma X SLV	37.6	0	0	0	2.3E2	0.525	4363	2268	Sisma Y SLV	0	37.6	0	0	2.3E2	0.525
4364	2268	Sisma X SLO	28	0	0	0	2.3E2	0.525	4365	2268	Sisma Y SLO	0	28	0	0	2.3E2	0.525
4366	2269	Sisma X SLV	37.6	0	0	0	2.3E2	0.525	4367	2269	Sisma Y SLV	0	37.6	0	0	2.3E2	0.525
4368	2269	Sisma X SLO	28	0	0	0	2.3E2	0.525	4369	2269	Sisma Y SLO	0	28	0	0	2.3E2	0.525
4370	2270	Sisma X SLV	37.6	0	0	0	2.3E2	0.525	4371	2270	Sisma Y SLV	0	37.6	0	0	2.3E2	0.525
4372	2270	Sisma X SLO	28	0	0	0	2.3E2	0.525	4373	2270	Sisma Y SLO	0	28	0	0	2.3E2	0.525
4374	2271	Sisma X SLV	37.6	0	0	0	2.3E2	0.525	4375	2271	Sisma Y SLV	0	37.6	0	0	2.3E2	0.525
4376	2271	Sisma X SLO	28	0	0	0	2.3E2	0.525	4377	2271	Sisma Y SLO	0	28	0	0	2.3E2	0.525
4378	2272	Sisma X SLV	37.6	0	0	0	2.3E2	0.525	4379	2272	Sisma Y SLV	0	37.6	0	0	2.3E2	0.525
4380	2272	Sisma X SLO	28	0	0	0	2.3E2	0.525	4381	2272	Sisma Y SLO	0	28	0	0	2.3E2	0.525
4382	2273	Sisma X SLV	37.6	0	0	0	2.3E2	0.525	4383	2273	Sisma Y SLV	0	37.6	0	0	2.3E2	0.525
4384	2273	Sisma X SLO	28	0	0	0	2.3E2	0.525	4385	2273	Sisma Y SLO	0	28	0	0	2.3E2	0.525
4386	2274	Sisma X SLV	37.2	0	0	0	2.3E2	0.525	4387	2274	Sisma Y SLV	0	37.2	0	0	2.3E2	0.525
4388	2274	Sisma X SLO	27.7	0	0	0	2.3E2	0.525	4389	2274	Sisma Y SLO	0	27.7	0	0	2.3E2	0.525
4390	2275	Sisma X SLV	36.7	0	0	0	2.3E2	0.525	4391	2275	Sisma Y SLV	0	36.7	0	0	2.3E2	0.525
4392	2275	Sisma X SLO	27.4	0	0	0	2.3E2	0.525	4393	2275	Sisma Y SLO	0	27.4	0	0	2.3E2	0.525

**PIAZZALE TRIAGE-FABBRICATO-ALLEGATO
ALLA REL. PREDIMENSIONAMENTO
STRUTTURE**

Codice documento
SF0272_F0

<i>Rev</i>	<i>Data</i>
F0	20/06/2011

Indice	Nodo	Condizione	Fx	Fy	Fz	Mz	Peso	Gamma	Indice	Nodo	Condizione	Fx	Fy	Fz	Mz	Peso	Gamma
4394	2276	Sisma X SLV	36.7	0	0	0	2.3E2	0.525	4395	2276	Sisma Y SLV	0	36.7	0	0	2.3E2	0.525
4396	2276	Sisma X SLO	27.4	0	0	0	2.3E2	0.525	4397	2276	Sisma Y SLO	0	27.4	0	0	2.3E2	0.525
4398	2277	Sisma X SLV	36.7	0	0	0	2.3E2	0.525	4399	2277	Sisma Y SLV	0	36.7	0	0	2.3E2	0.525
4400	2277	Sisma X SLO	27.4	0	0	0	2.3E2	0.525	4401	2277	Sisma Y SLO	0	27.4	0	0	2.3E2	0.525
4402	2278	Sisma X SLV	36.7	0	0	0	2.3E2	0.525	4403	2278	Sisma Y SLV	0	36.7	0	0	2.3E2	0.525
4404	2278	Sisma X SLO	27.4	0	0	0	2.3E2	0.525	4405	2278	Sisma Y SLO	0	27.4	0	0	2.3E2	0.525
4406	2279	Sisma X SLV	36.7	0	0	0	2.3E2	0.525	4407	2279	Sisma Y SLV	0	36.7	0	0	2.3E2	0.525
4408	2279	Sisma X SLO	27.4	0	0	0	2.3E2	0.525	4409	2279	Sisma Y SLO	0	27.4	0	0	2.3E2	0.525
4410	2280	Sisma X SLV	36.7	0	0	0	2.3E2	0.525	4411	2280	Sisma Y SLV	0	36.7	0	0	2.3E2	0.525
4412	2280	Sisma X SLO	27.4	0	0	0	2.3E2	0.525	4413	2280	Sisma Y SLO	0	27.4	0	0	2.3E2	0.525
4414	2281	Sisma X SLV	37.4	0	0	0	2.3E2	0.525	4415	2281	Sisma Y SLV	0	37.4	0	0	2.3E2	0.525
4416	2281	Sisma X SLO	27.8	0	0	0	2.3E2	0.525	4417	2281	Sisma Y SLO	0	27.8	0	0	2.3E2	0.525
4418	2282	Sisma X SLV	52.4	0	0	0	2.4E2	0.721	4419	2282	Sisma Y SLV	0	52.4	0	0	2.4E2	0.721
4420	2282	Sisma X SLO	39	0	0	0	2.4E2	0.721	4421	2282	Sisma Y SLO	0	39	0	0	2.4E2	0.721
4422	2283	Sisma X SLV	52.6	0	0	0	2.4E2	0.721	4423	2283	Sisma Y SLV	0	52.6	0	0	2.4E2	0.721
4424	2283	Sisma X SLO	39.2	0	0	0	2.4E2	0.721	4425	2283	Sisma Y SLO	0	39.2	0	0	2.4E2	0.721
4426	2284	Sisma X SLV	52.6	0	0	0	2.4E2	0.721	4427	2284	Sisma Y SLV	0	52.6	0	0	2.4E2	0.721
4428	2284	Sisma X SLO	39.2	0	0	0	2.4E2	0.721	4429	2284	Sisma Y SLO	0	39.2	0	0	2.4E2	0.721
4430	2285	Sisma X SLV	52.6	0	0	0	2.4E2	0.721	4431	2285	Sisma Y SLV	0	52.6	0	0	2.4E2	0.721
4432	2285	Sisma X SLO	39.2	0	0	0	2.4E2	0.721	4433	2285	Sisma Y SLO	0	39.2	0	0	2.4E2	0.721
4434	2286	Sisma X SLV	52.6	0	0	0	2.4E2	0.721	4435	2286	Sisma Y SLV	0	52.6	0	0	2.4E2	0.721
4436	2286	Sisma X SLO	39.2	0	0	0	2.4E2	0.721	4437	2286	Sisma Y SLO	0	39.2	0	0	2.4E2	0.721
4438	2287	Sisma X SLV	52.9	0	0	0	2.4E2	0.721	4439	2287	Sisma Y SLV	0	52.9	0	0	2.4E2	0.721
4440	2287	Sisma X SLO	39.4	0	0	0	2.4E2	0.721	4441	2287	Sisma Y SLO	0	39.4	0	0	2.4E2	0.721
4442	2288	Sisma X SLV	53.1	0	0	0	2.4E2	0.721	4443	2288	Sisma Y SLV	0	53.1	0	0	2.4E2	0.721
4444	2288	Sisma X SLO	39.6	0	0	0	2.4E2	0.721	4445	2288	Sisma Y SLO	0	39.6	0	0	2.4E2	0.721
4446	2289	Sisma X SLV	53.1	0	0	0	2.4E2	0.721	4447	2289	Sisma Y SLV	0	53.1	0	0	2.4E2	0.721

**PIAZZALE TRIAGE-FABBRICATO-ALLEGATO
ALLA REL. PREDIMENSIONAMENTO
STRUTTURE**

Codice documento
SF0272_F0

<i>Rev</i>	<i>Data</i>
F0	20/06/2011

Indice	Nodo	Condizione	Fx	Fy	Fz	Mz	Peso	Gamma	Indice	Nodo	Condizione	Fx	Fy	Fz	Mz	Peso	Gamma
4448	2289	Sisma X SLO	39.6	0	0	0	2.4E2	0.721	4449	2289	Sisma Y SLO	0	39.6	0	0	2.4E2	0.721
4450	2290	Sisma X SLV	53.1	0	0	0	2.4E2	0.721	4451	2290	Sisma Y SLV	0	53.1	0	0	2.4E2	0.721
4452	2290	Sisma X SLO	39.6	0	0	0	2.4E2	0.721	4453	2290	Sisma Y SLO	0	39.6	0	0	2.4E2	0.721
4454	2291	Sisma X SLV	53.1	0	0	0	2.4E2	0.721	4455	2291	Sisma Y SLV	0	53.1	0	0	2.4E2	0.721
4456	2291	Sisma X SLO	39.6	0	0	0	2.4E2	0.721	4457	2291	Sisma Y SLO	0	39.6	0	0	2.4E2	0.721
4458	2292	Sisma X SLV	53.1	0	0	0	2.4E2	0.721	4459	2292	Sisma Y SLV	0	53.1	0	0	2.4E2	0.721
4460	2292	Sisma X SLO	39.6	0	0	0	2.4E2	0.721	4461	2292	Sisma Y SLO	0	39.6	0	0	2.4E2	0.721
4462	2293	Sisma X SLV	53.1	0	0	0	2.4E2	0.721	4463	2293	Sisma Y SLV	0	53.1	0	0	2.4E2	0.721
4464	2293	Sisma X SLO	39.6	0	0	0	2.4E2	0.721	4465	2293	Sisma Y SLO	0	39.6	0	0	2.4E2	0.721
4466	2294	Sisma X SLV	50.4	0	0	0	2.3E2	0.721	4467	2294	Sisma Y SLV	0	50.4	0	0	2.3E2	0.721
4468	2294	Sisma X SLO	37.6	0	0	0	2.3E2	0.721	4469	2294	Sisma Y SLO	0	37.6	0	0	2.3E2	0.721
4470	2295	Sisma X SLV	47.7	0	0	0	2.2E2	0.721	4471	2295	Sisma Y SLV	0	47.7	0	0	2.2E2	0.721
4472	2295	Sisma X SLO	35.6	0	0	0	2.2E2	0.721	4473	2295	Sisma Y SLO	0	35.6	0	0	2.2E2	0.721
4474	2296	Sisma X SLV	47.7	0	0	0	2.2E2	0.721	4475	2296	Sisma Y SLV	0	47.7	0	0	2.2E2	0.721
4476	2296	Sisma X SLO	35.6	0	0	0	2.2E2	0.721	4477	2296	Sisma Y SLO	0	35.6	0	0	2.2E2	0.721
4478	2297	Sisma X SLV	47.7	0	0	0	2.2E2	0.721	4479	2297	Sisma Y SLV	0	47.7	0	0	2.2E2	0.721
4480	2297	Sisma X SLO	35.6	0	0	0	2.2E2	0.721	4481	2297	Sisma Y SLO	0	35.6	0	0	2.2E2	0.721
4482	2298	Sisma X SLV	47.7	0	0	0	2.2E2	0.721	4483	2298	Sisma Y SLV	0	47.7	0	0	2.2E2	0.721
4484	2298	Sisma X SLO	35.6	0	0	0	2.2E2	0.721	4485	2298	Sisma Y SLO	0	35.6	0	0	2.2E2	0.721
4486	2299	Sisma X SLV	47.7	0	0	0	2.2E2	0.721	4487	2299	Sisma Y SLV	0	47.7	0	0	2.2E2	0.721
4488	2299	Sisma X SLO	35.6	0	0	0	2.2E2	0.721	4489	2299	Sisma Y SLO	0	35.6	0	0	2.2E2	0.721
4490	2300	Sisma X SLV	47.7	0	0	0	2.2E2	0.721	4491	2300	Sisma Y SLV	0	47.7	0	0	2.2E2	0.721
4492	2300	Sisma X SLO	35.6	0	0	0	2.2E2	0.721	4493	2300	Sisma Y SLO	0	35.6	0	0	2.2E2	0.721
4494	2301	Sisma X SLV	47.7	0	0	0	2.2E2	0.721	4495	2301	Sisma Y SLV	0	47.7	0	0	2.2E2	0.721
4496	2301	Sisma X SLO	35.6	0	0	0	2.2E2	0.721	4497	2301	Sisma Y SLO	0	35.6	0	0	2.2E2	0.721
4498	2302	Sisma X SLV	47.7	0	0	0	2.2E2	0.721	4499	2302	Sisma Y SLV	0	47.7	0	0	2.2E2	0.721
4500	2302	Sisma X SLO	35.6	0	0	0	2.2E2	0.721	4501	2302	Sisma Y SLO	0	35.6	0	0	2.2E2	0.721

**PIAZZALE TRIAGE-FABBRICATO-ALLEGATO
ALLA REL. PREDIMENSIONAMENTO
STRUTTURE**

Codice documento
SF0272_F0

<i>Rev</i>	<i>Data</i>
F0	20/06/2011

Indice	Nodo	Condizione	Fx	Fy	Fz	Mz	Peso	Gamma	Indice	Nodo	Condizione	Fx	Fy	Fz	Mz	Peso	Gamma
4502	2303	Sisma X SLV	47.7	0	0	0	2.2E2	0.721	4503	2303	Sisma Y SLV	0	47.7	0	0	2.2E2	0.721
4504	2303	Sisma X SLO	35.6	0	0	0	2.2E2	0.721	4505	2303	Sisma Y SLO	0	35.6	0	0	2.2E2	0.721
4506	2304	Sisma X SLV	47.7	0	0	0	2.2E2	0.721	4507	2304	Sisma Y SLV	0	47.7	0	0	2.2E2	0.721
4508	2304	Sisma X SLO	35.6	0	0	0	2.2E2	0.721	4509	2304	Sisma Y SLO	0	35.6	0	0	2.2E2	0.721
4510	2305	Sisma X SLV	47.7	0	0	0	2.2E2	0.721	4511	2305	Sisma Y SLV	0	47.7	0	0	2.2E2	0.721
4512	2305	Sisma X SLO	35.6	0	0	0	2.2E2	0.721	4513	2305	Sisma Y SLO	0	35.6	0	0	2.2E2	0.721
4514	2306	Sisma X SLV	47.7	0	0	0	2.2E2	0.721	4515	2306	Sisma Y SLV	0	47.7	0	0	2.2E2	0.721
4516	2306	Sisma X SLO	35.6	0	0	0	2.2E2	0.721	4517	2306	Sisma Y SLO	0	35.6	0	0	2.2E2	0.721
4518	2307	Sisma X SLV	47.7	0	0	0	2.2E2	0.721	4519	2307	Sisma Y SLV	0	47.7	0	0	2.2E2	0.721
4520	2307	Sisma X SLO	35.6	0	0	0	2.2E2	0.721	4521	2307	Sisma Y SLO	0	35.6	0	0	2.2E2	0.721
4522	2308	Sisma X SLV	47.7	0	0	0	2.2E2	0.721	4523	2308	Sisma Y SLV	0	47.7	0	0	2.2E2	0.721
4524	2308	Sisma X SLO	35.6	0	0	0	2.2E2	0.721	4525	2308	Sisma Y SLO	0	35.6	0	0	2.2E2	0.721
4526	2309	Sisma X SLV	47.7	0	0	0	2.2E2	0.721	4527	2309	Sisma Y SLV	0	47.7	0	0	2.2E2	0.721
4528	2309	Sisma X SLO	35.6	0	0	0	2.2E2	0.721	4529	2309	Sisma Y SLO	0	35.6	0	0	2.2E2	0.721
4530	2310	Sisma X SLV	47.7	0	0	0	2.2E2	0.721	4531	2310	Sisma Y SLV	0	47.7	0	0	2.2E2	0.721
4532	2310	Sisma X SLO	35.6	0	0	0	2.2E2	0.721	4533	2310	Sisma Y SLO	0	35.6	0	0	2.2E2	0.721
4534	2311	Sisma X SLV	47.7	0	0	0	2.2E2	0.721	4535	2311	Sisma Y SLV	0	47.7	0	0	2.2E2	0.721
4536	2311	Sisma X SLO	35.6	0	0	0	2.2E2	0.721	4537	2311	Sisma Y SLO	0	35.6	0	0	2.2E2	0.721
4538	2312	Sisma X SLV	47.7	0	0	0	2.2E2	0.721	4539	2312	Sisma Y SLV	0	47.7	0	0	2.2E2	0.721
4540	2312	Sisma X SLO	35.6	0	0	0	2.2E2	0.721	4541	2312	Sisma Y SLO	0	35.6	0	0	2.2E2	0.721
4542	2313	Sisma X SLV	47.7	0	0	0	2.2E2	0.721	4543	2313	Sisma Y SLV	0	47.7	0	0	2.2E2	0.721
4544	2313	Sisma X SLO	35.6	0	0	0	2.2E2	0.721	4545	2313	Sisma Y SLO	0	35.6	0	0	2.2E2	0.721
4546	2314	Sisma X SLV	47.7	0	0	0	2.2E2	0.721	4547	2314	Sisma Y SLV	0	47.7	0	0	2.2E2	0.721
4548	2314	Sisma X SLO	35.6	0	0	0	2.2E2	0.721	4549	2314	Sisma Y SLO	0	35.6	0	0	2.2E2	0.721
4550	2315	Sisma X SLV	72.6	0	0	0	3.3E2	0.721	4551	2315	Sisma Y SLV	0	72.6	0	0	3.3E2	0.721
4552	2315	Sisma X SLO	54.1	0	0	0	3.3E2	0.721	4553	2315	Sisma Y SLO	0	54.1	0	0	3.3E2	0.721
4554	2316	Sisma X SLV	51.5	0	0	0	2.3E2	0.721	4555	2316	Sisma Y SLV	0	51.5	0	0	2.3E2	0.721

**PIAZZALE TRIAGE-FABBRICATO-ALLEGATO
ALLA REL. PREDIMENSIONAMENTO
STRUTTURE**

Codice documento
SF0272_F0

<i>Rev</i>	<i>Data</i>
F0	20/06/2011

Indice	Nodo	Condizione	Fx	Fy	Fz	Mz	Peso	Gamma	Indice	Nodo	Condizione	Fx	Fy	Fz	Mz	Peso	Gamma
4556	2316	Sisma X SLO	38.4	0	0	0	2.3E2	0.721	4557	2316	Sisma Y SLO	0	38.4	0	0	2.3E2	0.721
4558	2317	Sisma X SLV	51.5	0	0	0	2.3E2	0.721	4559	2317	Sisma Y SLV	0	51.5	0	0	2.3E2	0.721
4560	2317	Sisma X SLO	38.4	0	0	0	2.3E2	0.721	4561	2317	Sisma Y SLO	0	38.4	0	0	2.3E2	0.721
4562	2318	Sisma X SLV	51.5	0	0	0	2.3E2	0.721	4563	2318	Sisma Y SLV	0	51.5	0	0	2.3E2	0.721
4564	2318	Sisma X SLO	38.4	0	0	0	2.3E2	0.721	4565	2318	Sisma Y SLO	0	38.4	0	0	2.3E2	0.721
4566	2319	Sisma X SLV	51.5	0	0	0	2.3E2	0.721	4567	2319	Sisma Y SLV	0	51.5	0	0	2.3E2	0.721
4568	2319	Sisma X SLO	38.4	0	0	0	2.3E2	0.721	4569	2319	Sisma Y SLO	0	38.4	0	0	2.3E2	0.721
4570	2320	Sisma X SLV	51.5	0	0	0	2.3E2	0.721	4571	2320	Sisma Y SLV	0	51.5	0	0	2.3E2	0.721
4572	2320	Sisma X SLO	38.4	0	0	0	2.3E2	0.721	4573	2320	Sisma Y SLO	0	38.4	0	0	2.3E2	0.721
4574	2321	Sisma X SLV	25.8	0	0	0	1.2E2	0.721	4575	2321	Sisma Y SLV	0	25.8	0	0	1.2E2	0.721
4576	2321	Sisma X SLO	19.2	0	0	0	1.2E2	0.721	4577	2321	Sisma Y SLO	0	19.2	0	0	1.2E2	0.721
4578	2322	Sisma X SLV	52	0	0	0	2.4E2	0.721	4579	2322	Sisma Y SLV	0	52	0	0	2.4E2	0.721
4580	2322	Sisma X SLO	38.7	0	0	0	2.4E2	0.721	4581	2322	Sisma Y SLO	0	38.7	0	0	2.4E2	0.721
4582	2323	Sisma X SLV	51.8	0	0	0	2.3E2	0.721	4583	2323	Sisma Y SLV	0	51.8	0	0	2.3E2	0.721
4584	2323	Sisma X SLO	38.6	0	0	0	2.3E2	0.721	4585	2323	Sisma Y SLO	0	38.6	0	0	2.3E2	0.721
4586	2324	Sisma X SLV	51.8	0	0	0	2.3E2	0.721	4587	2324	Sisma Y SLV	0	51.8	0	0	2.3E2	0.721
4588	2324	Sisma X SLO	38.6	0	0	0	2.3E2	0.721	4589	2324	Sisma Y SLO	0	38.6	0	0	2.3E2	0.721
4590	2325	Sisma X SLV	51.8	0	0	0	2.3E2	0.721	4591	2325	Sisma Y SLV	0	51.8	0	0	2.3E2	0.721
4592	2325	Sisma X SLO	38.6	0	0	0	2.3E2	0.721	4593	2325	Sisma Y SLO	0	38.6	0	0	2.3E2	0.721
4594	2326	Sisma X SLV	52.7	0	0	0	2.4E2	0.721	4595	2326	Sisma Y SLV	0	52.7	0	0	2.4E2	0.721
4596	2326	Sisma X SLO	39.3	0	0	0	2.4E2	0.721	4597	2326	Sisma Y SLO	0	39.3	0	0	2.4E2	0.721
4598	2327	Sisma X SLV	53.6	0	0	0	2.4E2	0.721	4599	2327	Sisma Y SLV	0	53.6	0	0	2.4E2	0.721
4600	2327	Sisma X SLO	39.9	0	0	0	2.4E2	0.721	4601	2327	Sisma Y SLO	0	39.9	0	0	2.4E2	0.721
4602	2328	Sisma X SLV	53.6	0	0	0	2.4E2	0.721	4603	2328	Sisma Y SLV	0	53.6	0	0	2.4E2	0.721
4604	2328	Sisma X SLO	39.9	0	0	0	2.4E2	0.721	4605	2328	Sisma Y SLO	0	39.9	0	0	2.4E2	0.721
4606	2329	Sisma X SLV	53.6	0	0	0	2.4E2	0.721	4607	2329	Sisma Y SLV	0	53.6	0	0	2.4E2	0.721
4608	2329	Sisma X SLO	39.9	0	0	0	2.4E2	0.721	4609	2329	Sisma Y SLO	0	39.9	0	0	2.4E2	0.721

**PIAZZALE TRIAGE-FABBRICATO-ALLEGATO
ALLA REL. PREDIMENSIONAMENTO
STRUTTURE**

Codice documento
SF0272_F0

<i>Rev</i>	<i>Data</i>
F0	20/06/2011

Indice	Nodo	Condizione	Fx	Fy	Fz	Mz	Peso	Gamma	Indice	Nodo	Condizione	Fx	Fy	Fz	Mz	Peso	Gamma
4610	2330	Sisma X SLV	53.6	0	0	0	2.4E2	0.721	4611	2330	Sisma Y SLV	0	53.6	0	0	2.4E2	0.721
4612	2330	Sisma X SLO	39.9	0	0	0	2.4E2	0.721	4613	2330	Sisma Y SLO	0	39.9	0	0	2.4E2	0.721
4614	2331	Sisma X SLV	54.9	0	0	0	2.5E2	0.721	4615	2331	Sisma Y SLV	0	54.9	0	0	2.5E2	0.721
4616	2331	Sisma X SLO	40.9	0	0	0	2.5E2	0.721	4617	2331	Sisma Y SLO	0	40.9	0	0	2.5E2	0.721
4618	2332	Sisma X SLV	56.2	0	0	0	2.5E2	0.721	4619	2332	Sisma Y SLV	0	56.2	0	0	2.5E2	0.721
4620	2332	Sisma X SLO	41.8	0	0	0	2.5E2	0.721	4621	2332	Sisma Y SLO	0	41.8	0	0	2.5E2	0.721
4622	2333	Sisma X SLV	56.2	0	0	0	2.5E2	0.721	4623	2333	Sisma Y SLV	0	56.2	0	0	2.5E2	0.721
4624	2333	Sisma X SLO	41.8	0	0	0	2.5E2	0.721	4625	2333	Sisma Y SLO	0	41.8	0	0	2.5E2	0.721
4626	2334	Sisma X SLV	56.2	0	0	0	2.5E2	0.721	4627	2334	Sisma Y SLV	0	56.2	0	0	2.5E2	0.721
4628	2334	Sisma X SLO	41.8	0	0	0	2.5E2	0.721	4629	2334	Sisma Y SLO	0	41.8	0	0	2.5E2	0.721
4630	2335	Sisma X SLV	54.2	0	0	0	2.5E2	0.721	4631	2335	Sisma Y SLV	0	54.2	0	0	2.5E2	0.721
4632	2335	Sisma X SLO	40.4	0	0	0	2.5E2	0.721	4633	2335	Sisma Y SLO	0	40.4	0	0	2.5E2	0.721
4634	2336	Sisma X SLV	25.9	0	0	0	1.2E2	0.721	4635	2336	Sisma Y SLV	0	25.9	0	0	1.2E2	0.721
4636	2336	Sisma X SLO	19.3	0	0	0	1.2E2	0.721	4637	2336	Sisma Y SLO	0	19.3	0	0	1.2E2	0.721
4638	2337	Sisma X SLV	51.8	0	0	0	2.3E2	0.721	4639	2337	Sisma Y SLV	0	51.8	0	0	2.3E2	0.721
4640	2337	Sisma X SLO	38.6	0	0	0	2.3E2	0.721	4641	2337	Sisma Y SLO	0	38.6	0	0	2.3E2	0.721
4642	2338	Sisma X SLV	51.8	0	0	0	2.3E2	0.721	4643	2338	Sisma Y SLV	0	51.8	0	0	2.3E2	0.721
4644	2338	Sisma X SLO	38.6	0	0	0	2.3E2	0.721	4645	2338	Sisma Y SLO	0	38.6	0	0	2.3E2	0.721
4646	2339	Sisma X SLV	51.8	0	0	0	2.3E2	0.721	4647	2339	Sisma Y SLV	0	51.8	0	0	2.3E2	0.721
4648	2339	Sisma X SLO	38.6	0	0	0	2.3E2	0.721	4649	2339	Sisma Y SLO	0	38.6	0	0	2.3E2	0.721
4650	2340	Sisma X SLV	51.8	0	0	0	2.3E2	0.721	4651	2340	Sisma Y SLV	0	51.8	0	0	2.3E2	0.721
4652	2340	Sisma X SLO	38.6	0	0	0	2.3E2	0.721	4653	2340	Sisma Y SLO	0	38.6	0	0	2.3E2	0.721
4654	2341	Sisma X SLV	51.8	0	0	0	2.3E2	0.721	4655	2341	Sisma Y SLV	0	51.8	0	0	2.3E2	0.721
4656	2341	Sisma X SLO	38.6	0	0	0	2.3E2	0.721	4657	2341	Sisma Y SLO	0	38.6	0	0	2.3E2	0.721
4658	2342	Sisma X SLV	51.8	0	0	0	2.3E2	0.721	4659	2342	Sisma Y SLV	0	51.8	0	0	2.3E2	0.721
4660	2342	Sisma X SLO	38.6	0	0	0	2.3E2	0.721	4661	2342	Sisma Y SLO	0	38.6	0	0	2.3E2	0.721
4662	2343	Sisma X SLV	74.7	0	0	0	3.4E2	0.721	4663	2343	Sisma Y SLV	0	74.7	0	0	3.4E2	0.721

**PIAZZALE TRIAGE-FABBRICATO-ALLEGATO
ALLA REL. PREDIMENSIONAMENTO
STRUTTURE**

Codice documento
SF0272_F0

<i>Rev</i>	<i>Data</i>
F0	20/06/2011

Indice	Nodo	Condizione	Fx	Fy	Fz	Mz	Peso	Gamma	Indice	Nodo	Condizione	Fx	Fy	Fz	Mz	Peso	Gamma
4664	2343	Sisma X SLO	55.6	0	0	0	3.4E2	0.721	4665	2343	Sisma Y SLO	0	55.6	0	0	3.4E2	0.721
4666	2344	Sisma X SLV	51.7	0	0	0	2.3E2	0.721	4667	2344	Sisma Y SLV	0	51.7	0	0	2.3E2	0.721
4668	2344	Sisma X SLO	38.5	0	0	0	2.3E2	0.721	4669	2344	Sisma Y SLO	0	38.5	0	0	2.3E2	0.721
4670	2345	Sisma X SLV	51.7	0	0	0	2.3E2	0.721	4671	2345	Sisma Y SLV	0	51.7	0	0	2.3E2	0.721
4672	2345	Sisma X SLO	38.5	0	0	0	2.3E2	0.721	4673	2345	Sisma Y SLO	0	38.5	0	0	2.3E2	0.721
4674	2346	Sisma X SLV	51.7	0	0	0	2.3E2	0.721	4675	2346	Sisma Y SLV	0	51.7	0	0	2.3E2	0.721
4676	2346	Sisma X SLO	38.5	0	0	0	2.3E2	0.721	4677	2346	Sisma Y SLO	0	38.5	0	0	2.3E2	0.721
4678	2347	Sisma X SLV	51.7	0	0	0	2.3E2	0.721	4679	2347	Sisma Y SLV	0	51.7	0	0	2.3E2	0.721
4680	2347	Sisma X SLO	38.5	0	0	0	2.3E2	0.721	4681	2347	Sisma Y SLO	0	38.5	0	0	2.3E2	0.721
4682	2348	Sisma X SLV	51.7	0	0	0	2.3E2	0.721	4683	2348	Sisma Y SLV	0	51.7	0	0	2.3E2	0.721
4684	2348	Sisma X SLO	38.5	0	0	0	2.3E2	0.721	4685	2348	Sisma Y SLO	0	38.5	0	0	2.3E2	0.721
4686	2349	Sisma X SLV	51.7	0	0	0	2.3E2	0.721	4687	2349	Sisma Y SLV	0	51.7	0	0	2.3E2	0.721
4688	2349	Sisma X SLO	38.5	0	0	0	2.3E2	0.721	4689	2349	Sisma Y SLO	0	38.5	0	0	2.3E2	0.721
4690	2350	Sisma X SLV	51.1	0	0	0	2.3E2	0.721	4691	2350	Sisma Y SLV	0	51.1	0	0	2.3E2	0.721
4692	2350	Sisma X SLO	38	0	0	0	2.3E2	0.721	4693	2350	Sisma Y SLO	0	38	0	0	2.3E2	0.721
4694	2351	Sisma X SLV	50.5	0	0	0	2.3E2	0.721	4695	2351	Sisma Y SLV	0	50.5	0	0	2.3E2	0.721
4696	2351	Sisma X SLO	37.6	0	0	0	2.3E2	0.721	4697	2351	Sisma Y SLO	0	37.6	0	0	2.3E2	0.721
4698	2352	Sisma X SLV	50.5	0	0	0	2.3E2	0.721	4699	2352	Sisma Y SLV	0	50.5	0	0	2.3E2	0.721
4700	2352	Sisma X SLO	37.6	0	0	0	2.3E2	0.721	4701	2352	Sisma Y SLO	0	37.6	0	0	2.3E2	0.721
4702	2353	Sisma X SLV	50.5	0	0	0	2.3E2	0.721	4703	2353	Sisma Y SLV	0	50.5	0	0	2.3E2	0.721
4704	2353	Sisma X SLO	37.6	0	0	0	2.3E2	0.721	4705	2353	Sisma Y SLO	0	37.6	0	0	2.3E2	0.721
4706	2354	Sisma X SLV	50.5	0	0	0	2.3E2	0.721	4707	2354	Sisma Y SLV	0	50.5	0	0	2.3E2	0.721
4708	2354	Sisma X SLO	37.6	0	0	0	2.3E2	0.721	4709	2354	Sisma Y SLO	0	37.6	0	0	2.3E2	0.721
4710	2355	Sisma X SLV	50.5	0	0	0	2.3E2	0.721	4711	2355	Sisma Y SLV	0	50.5	0	0	2.3E2	0.721
4712	2355	Sisma X SLO	37.6	0	0	0	2.3E2	0.721	4713	2355	Sisma Y SLO	0	37.6	0	0	2.3E2	0.721
4714	2356	Sisma X SLV	50.5	0	0	0	2.3E2	0.721	4715	2356	Sisma Y SLV	0	50.5	0	0	2.3E2	0.721
4716	2356	Sisma X SLO	37.6	0	0	0	2.3E2	0.721	4717	2356	Sisma Y SLO	0	37.6	0	0	2.3E2	0.721

**PIAZZALE TRIAGE-FABBRICATO-ALLEGATO
ALLA REL. PREDIMENSIONAMENTO
STRUTTURE**

Codice documento
SF0272_F0

<i>Rev</i>	<i>Data</i>
F0	20/06/2011

Indice	Nodo	Condizione	Fx	Fy	Fz	Mz	Peso	Gamma	Indice	Nodo	Condizione	Fx	Fy	Fz	Mz	Peso	Gamma
4718	2357	Sisma X SLV	51.4	0	0	0	2.3E2	0.721	4719	2357	Sisma Y SLV	0	51.4	0	0	2.3E2	0.721
4720	2357	Sisma X SLO	38.2	0	0	0	2.3E2	0.721	4721	2357	Sisma Y SLO	0	38.2	0	0	2.3E2	0.721
4722	2358	Sisma X SLV	52.2	0	0	0	2.4E2	0.721	4723	2358	Sisma Y SLV	0	52.2	0	0	2.4E2	0.721
4724	2358	Sisma X SLO	38.9	0	0	0	2.4E2	0.721	4725	2358	Sisma Y SLO	0	38.9	0	0	2.4E2	0.721
4726	2359	Sisma X SLV	46	0	0	0	2.1E2	0.721	4727	2359	Sisma Y SLV	0	46	0	0	2.1E2	0.721
4728	2359	Sisma X SLO	34.2	0	0	0	2.1E2	0.721	4729	2359	Sisma Y SLO	0	34.2	0	0	2.1E2	0.721
4730	2360	Sisma X SLV	52.2	0	0	0	2.4E2	0.721	4731	2360	Sisma Y SLV	0	52.2	0	0	2.4E2	0.721
4732	2360	Sisma X SLO	38.9	0	0	0	2.4E2	0.721	4733	2360	Sisma Y SLO	0	38.9	0	0	2.4E2	0.721
4734	2361	Sisma X SLV	52.2	0	0	0	2.4E2	0.721	4735	2361	Sisma Y SLV	0	52.2	0	0	2.4E2	0.721
4736	2361	Sisma X SLO	38.9	0	0	0	2.4E2	0.721	4737	2361	Sisma Y SLO	0	38.9	0	0	2.4E2	0.721
4738	2362	Sisma X SLV	46	0	0	0	2.1E2	0.721	4739	2362	Sisma Y SLV	0	46	0	0	2.1E2	0.721
4740	2362	Sisma X SLO	34.2	0	0	0	2.1E2	0.721	4741	2362	Sisma Y SLO	0	34.2	0	0	2.1E2	0.721
4742	2363	Sisma X SLV	52.2	0	0	0	2.4E2	0.721	4743	2363	Sisma Y SLV	0	52.2	0	0	2.4E2	0.721
4744	2363	Sisma X SLO	38.9	0	0	0	2.4E2	0.721	4745	2363	Sisma Y SLO	0	38.9	0	0	2.4E2	0.721
4746	2364	Sisma X SLV	52.2	0	0	0	2.4E2	0.721	4747	2364	Sisma Y SLV	0	52.2	0	0	2.4E2	0.721
4748	2364	Sisma X SLO	38.9	0	0	0	2.4E2	0.721	4749	2364	Sisma Y SLO	0	38.9	0	0	2.4E2	0.721
4750	2365	Sisma X SLV	46	0	0	0	2.1E2	0.721	4751	2365	Sisma Y SLV	0	46	0	0	2.1E2	0.721
4752	2365	Sisma X SLO	34.2	0	0	0	2.1E2	0.721	4753	2365	Sisma Y SLO	0	34.2	0	0	2.1E2	0.721
4754	2366	Sisma X SLV	52.2	0	0	0	2.4E2	0.721	4755	2366	Sisma Y SLV	0	52.2	0	0	2.4E2	0.721
4756	2366	Sisma X SLO	38.9	0	0	0	2.4E2	0.721	4757	2366	Sisma Y SLO	0	38.9	0	0	2.4E2	0.721
4758	2367	Sisma X SLV	52.2	0	0	0	2.4E2	0.721	4759	2367	Sisma Y SLV	0	52.2	0	0	2.4E2	0.721
4760	2367	Sisma X SLO	38.9	0	0	0	2.4E2	0.721	4761	2367	Sisma Y SLO	0	38.9	0	0	2.4E2	0.721
4762	2368	Sisma X SLV	46	0	0	0	2.1E2	0.721	4763	2368	Sisma Y SLV	0	46	0	0	2.1E2	0.721
4764	2368	Sisma X SLO	34.2	0	0	0	2.1E2	0.721	4765	2368	Sisma Y SLO	0	34.2	0	0	2.1E2	0.721
4766	2369	Sisma X SLV	52.2	0	0	0	2.4E2	0.721	4767	2369	Sisma Y SLV	0	52.2	0	0	2.4E2	0.721
4768	2369	Sisma X SLO	38.9	0	0	0	2.4E2	0.721	4769	2369	Sisma Y SLO	0	38.9	0	0	2.4E2	0.721
4770	2370	Sisma X SLV	52.2	0	0	0	2.4E2	0.721	4771	2370	Sisma Y SLV	0	52.2	0	0	2.4E2	0.721

**PIAZZALE TRIAGE-FABBRICATO-ALLEGATO
ALLA REL. PREDIMENSIONAMENTO
STRUTTURE**

Codice documento
SF0272_F0

<i>Rev</i>	<i>Data</i>
F0	20/06/2011

Indice	Nodo	Condizione	Fx	Fy	Fz	Mz	Peso	Gamma	Indice	Nodo	Condizione	Fx	Fy	Fz	Mz	Peso	Gamma
4772	2370	Sisma X SLO	38.9	0	0	0	2.4E2	0.721	4773	2370	Sisma Y SLO	0	38.9	0	0	2.4E2	0.721
4774	2371	Sisma X SLV	46	0	0	0	2.1E2	0.721	4775	2371	Sisma Y SLV	0	46	0	0	2.1E2	0.721
4776	2371	Sisma X SLO	34.2	0	0	0	2.1E2	0.721	4777	2371	Sisma Y SLO	0	34.2	0	0	2.1E2	0.721
4778	2372	Sisma X SLV	52.2	0	0	0	2.4E2	0.721	4779	2372	Sisma Y SLV	0	52.2	0	0	2.4E2	0.721
4780	2372	Sisma X SLO	38.9	0	0	0	2.4E2	0.721	4781	2372	Sisma Y SLO	0	38.9	0	0	2.4E2	0.721
4782	2373	Sisma X SLV	52.2	0	0	0	2.4E2	0.721	4783	2373	Sisma Y SLV	0	52.2	0	0	2.4E2	0.721
4784	2373	Sisma X SLO	38.9	0	0	0	2.4E2	0.721	4785	2373	Sisma Y SLO	0	38.9	0	0	2.4E2	0.721
4786	2374	Sisma X SLV	46	0	0	0	2.1E2	0.721	4787	2374	Sisma Y SLV	0	46	0	0	2.1E2	0.721
4788	2374	Sisma X SLO	34.2	0	0	0	2.1E2	0.721	4789	2374	Sisma Y SLO	0	34.2	0	0	2.1E2	0.721
4790	2375	Sisma X SLV	52.2	0	0	0	2.4E2	0.721	4791	2375	Sisma Y SLV	0	52.2	0	0	2.4E2	0.721
4792	2375	Sisma X SLO	38.9	0	0	0	2.4E2	0.721	4793	2375	Sisma Y SLO	0	38.9	0	0	2.4E2	0.721
4794	2376	Sisma X SLV	52.2	0	0	0	2.4E2	0.721	4795	2376	Sisma Y SLV	0	52.2	0	0	2.4E2	0.721
4796	2376	Sisma X SLO	38.9	0	0	0	2.4E2	0.721	4797	2376	Sisma Y SLO	0	38.9	0	0	2.4E2	0.721
4798	2377	Sisma X SLV	46	0	0	0	2.1E2	0.721	4799	2377	Sisma Y SLV	0	46	0	0	2.1E2	0.721
4800	2377	Sisma X SLO	34.2	0	0	0	2.1E2	0.721	4801	2377	Sisma Y SLO	0	34.2	0	0	2.1E2	0.721
4802	2378	Sisma X SLV	52.2	0	0	0	2.4E2	0.721	4803	2378	Sisma Y SLV	0	52.2	0	0	2.4E2	0.721
4804	2378	Sisma X SLO	38.9	0	0	0	2.4E2	0.721	4805	2378	Sisma Y SLO	0	38.9	0	0	2.4E2	0.721
4806	2379	Sisma X SLV	52.2	0	0	0	2.4E2	0.721	4807	2379	Sisma Y SLV	0	52.2	0	0	2.4E2	0.721
4808	2379	Sisma X SLO	38.9	0	0	0	2.4E2	0.721	4809	2379	Sisma Y SLO	0	38.9	0	0	2.4E2	0.721
4810	2380	Sisma X SLV	46	0	0	0	2.1E2	0.721	4811	2380	Sisma Y SLV	0	46	0	0	2.1E2	0.721
4812	2380	Sisma X SLO	34.2	0	0	0	2.1E2	0.721	4813	2380	Sisma Y SLO	0	34.2	0	0	2.1E2	0.721
4814	2381	Sisma X SLV	52.2	0	0	0	2.4E2	0.721	4815	2381	Sisma Y SLV	0	52.2	0	0	2.4E2	0.721
4816	2381	Sisma X SLO	38.9	0	0	0	2.4E2	0.721	4817	2381	Sisma Y SLO	0	38.9	0	0	2.4E2	0.721
4818	2382	Sisma X SLV	52.2	0	0	0	2.4E2	0.721	4819	2382	Sisma Y SLV	0	52.2	0	0	2.4E2	0.721
4820	2382	Sisma X SLO	38.9	0	0	0	2.4E2	0.721	4821	2382	Sisma Y SLO	0	38.9	0	0	2.4E2	0.721
4822	2383	Sisma X SLV	46	0	0	0	2.1E2	0.721	4823	2383	Sisma Y SLV	0	46	0	0	2.1E2	0.721
4824	2383	Sisma X SLO	34.2	0	0	0	2.1E2	0.721	4825	2383	Sisma Y SLO	0	34.2	0	0	2.1E2	0.721

**PIAZZALE TRIAGE-FABBRICATO-ALLEGATO
ALLA REL. PREDIMENSIONAMENTO
STRUTTURE**

Codice documento
SF0272_F0

<i>Rev</i>	<i>Data</i>
F0	20/06/2011

Indice	Nodo	Condizione	Fx	Fy	Fz	Mz	Peso	Gamma	Indice	Nodo	Condizione	Fx	Fy	Fz	Mz	Peso	Gamma
4826	2384	Sisma X SLV	52.2	0	0	0	2.4E2	0.721	4827	2384	Sisma Y SLV	0	52.2	0	0	2.4E2	0.721
4828	2384	Sisma X SLO	38.9	0	0	0	2.4E2	0.721	4829	2384	Sisma Y SLO	0	38.9	0	0	2.4E2	0.721
4830	2385	Sisma X SLV	52.2	0	0	0	2.4E2	0.721	4831	2385	Sisma Y SLV	0	52.2	0	0	2.4E2	0.721
4832	2385	Sisma X SLO	38.9	0	0	0	2.4E2	0.721	4833	2385	Sisma Y SLO	0	38.9	0	0	2.4E2	0.721
4834	2386	Sisma X SLV	46	0	0	0	2.1E2	0.721	4835	2386	Sisma Y SLV	0	46	0	0	2.1E2	0.721
4836	2386	Sisma X SLO	34.2	0	0	0	2.1E2	0.721	4837	2386	Sisma Y SLO	0	34.2	0	0	2.1E2	0.721
4838	2387	Sisma X SLV	52.2	0	0	0	2.4E2	0.721	4839	2387	Sisma Y SLV	0	52.2	0	0	2.4E2	0.721
4840	2387	Sisma X SLO	38.9	0	0	0	2.4E2	0.721	4841	2387	Sisma Y SLO	0	38.9	0	0	2.4E2	0.721
4842	2388	Sisma X SLV	52.2	0	0	0	2.4E2	0.721	4843	2388	Sisma Y SLV	0	52.2	0	0	2.4E2	0.721
4844	2388	Sisma X SLO	38.9	0	0	0	2.4E2	0.721	4845	2388	Sisma Y SLO	0	38.9	0	0	2.4E2	0.721
4846	2389	Sisma X SLV	46	0	0	0	2.1E2	0.721	4847	2389	Sisma Y SLV	0	46	0	0	2.1E2	0.721
4848	2389	Sisma X SLO	34.2	0	0	0	2.1E2	0.721	4849	2389	Sisma Y SLO	0	34.2	0	0	2.1E2	0.721
4850	2390	Sisma X SLV	52.2	0	0	0	2.4E2	0.721	4851	2390	Sisma Y SLV	0	52.2	0	0	2.4E2	0.721
4852	2390	Sisma X SLO	38.9	0	0	0	2.4E2	0.721	4853	2390	Sisma Y SLO	0	38.9	0	0	2.4E2	0.721
4854	2391	Sisma X SLV	52.2	0	0	0	2.4E2	0.721	4855	2391	Sisma Y SLV	0	52.2	0	0	2.4E2	0.721
4856	2391	Sisma X SLO	38.9	0	0	0	2.4E2	0.721	4857	2391	Sisma Y SLO	0	38.9	0	0	2.4E2	0.721
4858	2392	Sisma X SLV	46	0	0	0	2.1E2	0.721	4859	2392	Sisma Y SLV	0	46	0	0	2.1E2	0.721
4860	2392	Sisma X SLO	34.2	0	0	0	2.1E2	0.721	4861	2392	Sisma Y SLO	0	34.2	0	0	2.1E2	0.721
4862	2393	Sisma X SLV	52.2	0	0	0	2.4E2	0.721	4863	2393	Sisma Y SLV	0	52.2	0	0	2.4E2	0.721
4864	2393	Sisma X SLO	38.9	0	0	0	2.4E2	0.721	4865	2393	Sisma Y SLO	0	38.9	0	0	2.4E2	0.721
4866	2394	Sisma X SLV	52.2	0	0	0	2.4E2	0.721	4867	2394	Sisma Y SLV	0	52.2	0	0	2.4E2	0.721
4868	2394	Sisma X SLO	38.9	0	0	0	2.4E2	0.721	4869	2394	Sisma Y SLO	0	38.9	0	0	2.4E2	0.721
4870	2395	Sisma X SLV	46	0	0	0	2.1E2	0.721	4871	2395	Sisma Y SLV	0	46	0	0	2.1E2	0.721
4872	2395	Sisma X SLO	34.2	0	0	0	2.1E2	0.721	4873	2395	Sisma Y SLO	0	34.2	0	0	2.1E2	0.721
4874	2396	Sisma X SLV	52.2	0	0	0	2.4E2	0.721	4875	2396	Sisma Y SLV	0	52.2	0	0	2.4E2	0.721
4876	2396	Sisma X SLO	38.9	0	0	0	2.4E2	0.721	4877	2396	Sisma Y SLO	0	38.9	0	0	2.4E2	0.721
4878	2397	Sisma X SLV	52.2	0	0	0	2.4E2	0.721	4879	2397	Sisma Y SLV	0	52.2	0	0	2.4E2	0.721

**PIAZZALE TRIAGE-FABBRICATO-ALLEGATO
ALLA REL. PREDIMENSIONAMENTO
STRUTTURE**

Codice documento
SF0272_F0

<i>Rev</i>	<i>Data</i>
F0	20/06/2011

Indice	Nodo	Condizione	Fx	Fy	Fz	Mz	Peso	Gamma	Indice	Nodo	Condizione	Fx	Fy	Fz	Mz	Peso	Gamma
4880	2397	Sisma X SLO	38.9	0	0	0	2.4E2	0.721	4881	2397	Sisma Y SLO	0	38.9	0	0	2.4E2	0.721
4882	2398	Sisma X SLV	46	0	0	0	2.1E2	0.721	4883	2398	Sisma Y SLV	0	46	0	0	2.1E2	0.721
4884	2398	Sisma X SLO	34.2	0	0	0	2.1E2	0.721	4885	2398	Sisma Y SLO	0	34.2	0	0	2.1E2	0.721
4886	2399	Sisma X SLV	52.2	0	0	0	2.4E2	0.721	4887	2399	Sisma Y SLV	0	52.2	0	0	2.4E2	0.721
4888	2399	Sisma X SLO	38.9	0	0	0	2.4E2	0.721	4889	2399	Sisma Y SLO	0	38.9	0	0	2.4E2	0.721
4890	2400	Sisma X SLV	52.2	0	0	0	2.4E2	0.721	4891	2400	Sisma Y SLV	0	52.2	0	0	2.4E2	0.721
4892	2400	Sisma X SLO	38.9	0	0	0	2.4E2	0.721	4893	2400	Sisma Y SLO	0	38.9	0	0	2.4E2	0.721
4894	2401	Sisma X SLV	46	0	0	0	2.1E2	0.721	4895	2401	Sisma Y SLV	0	46	0	0	2.1E2	0.721
4896	2401	Sisma X SLO	34.2	0	0	0	2.1E2	0.721	4897	2401	Sisma Y SLO	0	34.2	0	0	2.1E2	0.721
4898	2402	Sisma X SLV	52.2	0	0	0	2.4E2	0.721	4899	2402	Sisma Y SLV	0	52.2	0	0	2.4E2	0.721
4900	2402	Sisma X SLO	38.9	0	0	0	2.4E2	0.721	4901	2402	Sisma Y SLO	0	38.9	0	0	2.4E2	0.721
4902	2403	Sisma X SLV	52.2	0	0	0	2.4E2	0.721	4903	2403	Sisma Y SLV	0	52.2	0	0	2.4E2	0.721
4904	2403	Sisma X SLO	38.9	0	0	0	2.4E2	0.721	4905	2403	Sisma Y SLO	0	38.9	0	0	2.4E2	0.721
4906	2404	Sisma X SLV	46	0	0	0	2.1E2	0.721	4907	2404	Sisma Y SLV	0	46	0	0	2.1E2	0.721
4908	2404	Sisma X SLO	34.2	0	0	0	2.1E2	0.721	4909	2404	Sisma Y SLO	0	34.2	0	0	2.1E2	0.721
4910	2405	Sisma X SLV	52.2	0	0	0	2.4E2	0.721	4911	2405	Sisma Y SLV	0	52.2	0	0	2.4E2	0.721
4912	2405	Sisma X SLO	38.9	0	0	0	2.4E2	0.721	4913	2405	Sisma Y SLO	0	38.9	0	0	2.4E2	0.721
4914	2406	Sisma X SLV	52.2	0	0	0	2.4E2	0.721	4915	2406	Sisma Y SLV	0	52.2	0	0	2.4E2	0.721
4916	2406	Sisma X SLO	38.9	0	0	0	2.4E2	0.721	4917	2406	Sisma Y SLO	0	38.9	0	0	2.4E2	0.721
4918	2407	Sisma X SLV	46	0	0	0	2.1E2	0.721	4919	2407	Sisma Y SLV	0	46	0	0	2.1E2	0.721
4920	2407	Sisma X SLO	34.2	0	0	0	2.1E2	0.721	4921	2407	Sisma Y SLO	0	34.2	0	0	2.1E2	0.721
4922	2408	Sisma X SLV	52.2	0	0	0	2.4E2	0.721	4923	2408	Sisma Y SLV	0	52.2	0	0	2.4E2	0.721
4924	2408	Sisma X SLO	38.9	0	0	0	2.4E2	0.721	4925	2408	Sisma Y SLO	0	38.9	0	0	2.4E2	0.721
4926	2409	Sisma X SLV	52.2	0	0	0	2.4E2	0.721	4927	2409	Sisma Y SLV	0	52.2	0	0	2.4E2	0.721
4928	2409	Sisma X SLO	38.9	0	0	0	2.4E2	0.721	4929	2409	Sisma Y SLO	0	38.9	0	0	2.4E2	0.721
4930	2410	Sisma X SLV	46	0	0	0	2.1E2	0.721	4931	2410	Sisma Y SLV	0	46	0	0	2.1E2	0.721
4932	2410	Sisma X SLO	34.2	0	0	0	2.1E2	0.721	4933	2410	Sisma Y SLO	0	34.2	0	0	2.1E2	0.721

**PIAZZALE TRIAGE-FABBRICATO-ALLEGATO
ALLA REL. PREDIMENSIONAMENTO
STRUTTURE**

Codice documento
SF0272_F0

<i>Rev</i>	<i>Data</i>
F0	20/06/2011

Indice	Nodo	Condizione	Fx	Fy	Fz	Mz	Peso	Gamma	Indice	Nodo	Condizione	Fx	Fy	Fz	Mz	Peso	Gamma
4934	2411	Sisma X SLV	52.2	0	0	0	2.4E2	0.721	4935	2411	Sisma Y SLV	0	52.2	0	0	2.4E2	0.721
4936	2411	Sisma X SLO	38.9	0	0	0	2.4E2	0.721	4937	2411	Sisma Y SLO	0	38.9	0	0	2.4E2	0.721
4938	2412	Sisma X SLV	52.2	0	0	0	2.4E2	0.721	4939	2412	Sisma Y SLV	0	52.2	0	0	2.4E2	0.721
4940	2412	Sisma X SLO	38.9	0	0	0	2.4E2	0.721	4941	2412	Sisma Y SLO	0	38.9	0	0	2.4E2	0.721
4942	2413	Sisma X SLV	46	0	0	0	2.1E2	0.721	4943	2413	Sisma Y SLV	0	46	0	0	2.1E2	0.721
4944	2413	Sisma X SLO	34.2	0	0	0	2.1E2	0.721	4945	2413	Sisma Y SLO	0	34.2	0	0	2.1E2	0.721
4946	2414	Sisma X SLV	52.2	0	0	0	2.4E2	0.721	4947	2414	Sisma Y SLV	0	52.2	0	0	2.4E2	0.721
4948	2414	Sisma X SLO	38.9	0	0	0	2.4E2	0.721	4949	2414	Sisma Y SLO	0	38.9	0	0	2.4E2	0.721
4950	2415	Sisma X SLV	52.2	0	0	0	2.4E2	0.721	4951	2415	Sisma Y SLV	0	52.2	0	0	2.4E2	0.721
4952	2415	Sisma X SLO	38.9	0	0	0	2.4E2	0.721	4953	2415	Sisma Y SLO	0	38.9	0	0	2.4E2	0.721
4954	2416	Sisma X SLV	46	0	0	0	2.1E2	0.721	4955	2416	Sisma Y SLV	0	46	0	0	2.1E2	0.721
4956	2416	Sisma X SLO	34.2	0	0	0	2.1E2	0.721	4957	2416	Sisma Y SLO	0	34.2	0	0	2.1E2	0.721
4958	2417	Sisma X SLV	52.2	0	0	0	2.4E2	0.721	4959	2417	Sisma Y SLV	0	52.2	0	0	2.4E2	0.721
4960	2417	Sisma X SLO	38.9	0	0	0	2.4E2	0.721	4961	2417	Sisma Y SLO	0	38.9	0	0	2.4E2	0.721
4962	2418	Sisma X SLV	52.2	0	0	0	2.4E2	0.721	4963	2418	Sisma Y SLV	0	52.2	0	0	2.4E2	0.721
4964	2418	Sisma X SLO	38.9	0	0	0	2.4E2	0.721	4965	2418	Sisma Y SLO	0	38.9	0	0	2.4E2	0.721
4966	2419	Sisma X SLV	46	0	0	0	2.1E2	0.721	4967	2419	Sisma Y SLV	0	46	0	0	2.1E2	0.721
4968	2419	Sisma X SLO	34.2	0	0	0	2.1E2	0.721	4969	2419	Sisma Y SLO	0	34.2	0	0	2.1E2	0.721
4970	2420	Sisma X SLV	52.2	0	0	0	2.4E2	0.721	4971	2420	Sisma Y SLV	0	52.2	0	0	2.4E2	0.721
4972	2420	Sisma X SLO	38.9	0	0	0	2.4E2	0.721	4973	2420	Sisma Y SLO	0	38.9	0	0	2.4E2	0.721
4974	2421	Sisma X SLV	52.2	0	0	0	2.4E2	0.721	4975	2421	Sisma Y SLV	0	52.2	0	0	2.4E2	0.721
4976	2421	Sisma X SLO	38.9	0	0	0	2.4E2	0.721	4977	2421	Sisma Y SLO	0	38.9	0	0	2.4E2	0.721
4978	2422	Sisma X SLV	46	0	0	0	2.1E2	0.721	4979	2422	Sisma Y SLV	0	46	0	0	2.1E2	0.721
4980	2422	Sisma X SLO	34.2	0	0	0	2.1E2	0.721	4981	2422	Sisma Y SLO	0	34.2	0	0	2.1E2	0.721
4982	2423	Sisma X SLV	52.2	0	0	0	2.4E2	0.721	4983	2423	Sisma Y SLV	0	52.2	0	0	2.4E2	0.721
4984	2423	Sisma X SLO	38.9	0	0	0	2.4E2	0.721	4985	2423	Sisma Y SLO	0	38.9	0	0	2.4E2	0.721
4986	2424	Sisma X SLV	52.4	0	0	0	2.4E2	0.721	4987	2424	Sisma Y SLV	0	52.4	0	0	2.4E2	0.721

**PIAZZALE TRIAGE-FABBRICATO-ALLEGATO
ALLA REL. PREDIMENSIONAMENTO
STRUTTURE**

Codice documento
SF0272_F0

<i>Rev</i>	<i>Data</i>
F0	20/06/2011

Indice	Nodo	Condizione	Fx	Fy	Fz	Mz	Peso	Gamma	Indice	Nodo	Condizione	Fx	Fy	Fz	Mz	Peso	Gamma
4988	2424	Sisma X SLO	39	0	0	0	2.4E2	0.721	4989	2424	Sisma Y SLO	0	39	0	0	2.4E2	0.721
4990	2425	Sisma X SLV	52.6	0	0	0	2.4E2	0.721	4991	2425	Sisma Y SLV	0	52.6	0	0	2.4E2	0.721
4992	2425	Sisma X SLO	39.2	0	0	0	2.4E2	0.721	4993	2425	Sisma Y SLO	0	39.2	0	0	2.4E2	0.721
4994	2426	Sisma X SLV	52.6	0	0	0	2.4E2	0.721	4995	2426	Sisma Y SLV	0	52.6	0	0	2.4E2	0.721
4996	2426	Sisma X SLO	39.2	0	0	0	2.4E2	0.721	4997	2426	Sisma Y SLO	0	39.2	0	0	2.4E2	0.721
4998	2427	Sisma X SLV	52.6	0	0	0	2.4E2	0.721	4999	2427	Sisma Y SLV	0	52.6	0	0	2.4E2	0.721
5000	2427	Sisma X SLO	39.2	0	0	0	2.4E2	0.721	5001	2427	Sisma Y SLO	0	39.2	0	0	2.4E2	0.721
5002	2428	Sisma X SLV	52.6	0	0	0	2.4E2	0.721	5003	2428	Sisma Y SLV	0	52.6	0	0	2.4E2	0.721
5004	2428	Sisma X SLO	39.2	0	0	0	2.4E2	0.721	5005	2428	Sisma Y SLO	0	39.2	0	0	2.4E2	0.721
5006	2429	Sisma X SLV	52.9	0	0	0	2.4E2	0.721	5007	2429	Sisma Y SLV	0	52.9	0	0	2.4E2	0.721
5008	2429	Sisma X SLO	39.4	0	0	0	2.4E2	0.721	5009	2429	Sisma Y SLO	0	39.4	0	0	2.4E2	0.721
5010	2430	Sisma X SLV	53.1	0	0	0	2.4E2	0.721	5011	2430	Sisma Y SLV	0	53.1	0	0	2.4E2	0.721
5012	2430	Sisma X SLO	39.6	0	0	0	2.4E2	0.721	5013	2430	Sisma Y SLO	0	39.6	0	0	2.4E2	0.721
5014	2431	Sisma X SLV	53.1	0	0	0	2.4E2	0.721	5015	2431	Sisma Y SLV	0	53.1	0	0	2.4E2	0.721
5016	2431	Sisma X SLO	39.6	0	0	0	2.4E2	0.721	5017	2431	Sisma Y SLO	0	39.6	0	0	2.4E2	0.721
5018	2432	Sisma X SLV	53.1	0	0	0	2.4E2	0.721	5019	2432	Sisma Y SLV	0	53.1	0	0	2.4E2	0.721
5020	2432	Sisma X SLO	39.6	0	0	0	2.4E2	0.721	5021	2432	Sisma Y SLO	0	39.6	0	0	2.4E2	0.721
5022	2433	Sisma X SLV	53.1	0	0	0	2.4E2	0.721	5023	2433	Sisma Y SLV	0	53.1	0	0	2.4E2	0.721
5024	2433	Sisma X SLO	39.6	0	0	0	2.4E2	0.721	5025	2433	Sisma Y SLO	0	39.6	0	0	2.4E2	0.721
5026	2434	Sisma X SLV	53.1	0	0	0	2.4E2	0.721	5027	2434	Sisma Y SLV	0	53.1	0	0	2.4E2	0.721
5028	2434	Sisma X SLO	39.6	0	0	0	2.4E2	0.721	5029	2434	Sisma Y SLO	0	39.6	0	0	2.4E2	0.721
5030	2435	Sisma X SLV	53.1	0	0	0	2.4E2	0.721	5031	2435	Sisma Y SLV	0	53.1	0	0	2.4E2	0.721
5032	2435	Sisma X SLO	39.6	0	0	0	2.4E2	0.721	5033	2435	Sisma Y SLO	0	39.6	0	0	2.4E2	0.721
5034	2436	Sisma X SLV	50.4	0	0	0	2.3E2	0.721	5035	2436	Sisma Y SLV	0	50.4	0	0	2.3E2	0.721
5036	2436	Sisma X SLO	37.6	0	0	0	2.3E2	0.721	5037	2436	Sisma Y SLO	0	37.6	0	0	2.3E2	0.721
5038	2437	Sisma X SLV	47.7	0	0	0	2.2E2	0.721	5039	2437	Sisma Y SLV	0	47.7	0	0	2.2E2	0.721
5040	2437	Sisma X SLO	35.6	0	0	0	2.2E2	0.721	5041	2437	Sisma Y SLO	0	35.6	0	0	2.2E2	0.721

**PIAZZALE TRIAGE-FABBRICATO-ALLEGATO
ALLA REL. PREDIMENSIONAMENTO
STRUTTURE**

Codice documento
SF0272_F0

<i>Rev</i>	<i>Data</i>
F0	20/06/2011

Indice	Nodo	Condizione	Fx	Fy	Fz	Mz	Peso	Gamma	Indice	Nodo	Condizione	Fx	Fy	Fz	Mz	Peso	Gamma
5042	2438	Sisma X SLV	47.7	0	0	0	2.2E2	0.721	5043	2438	Sisma Y SLV	0	47.7	0	0	2.2E2	0.721
5044	2438	Sisma X SLO	35.6	0	0	0	2.2E2	0.721	5045	2438	Sisma Y SLO	0	35.6	0	0	2.2E2	0.721
5046	2439	Sisma X SLV	47.7	0	0	0	2.2E2	0.721	5047	2439	Sisma Y SLV	0	47.7	0	0	2.2E2	0.721
5048	2439	Sisma X SLO	35.6	0	0	0	2.2E2	0.721	5049	2439	Sisma Y SLO	0	35.6	0	0	2.2E2	0.721
5050	2440	Sisma X SLV	47.7	0	0	0	2.2E2	0.721	5051	2440	Sisma Y SLV	0	47.7	0	0	2.2E2	0.721
5052	2440	Sisma X SLO	35.6	0	0	0	2.2E2	0.721	5053	2440	Sisma Y SLO	0	35.6	0	0	2.2E2	0.721
5054	2441	Sisma X SLV	47.7	0	0	0	2.2E2	0.721	5055	2441	Sisma Y SLV	0	47.7	0	0	2.2E2	0.721
5056	2441	Sisma X SLO	35.6	0	0	0	2.2E2	0.721	5057	2441	Sisma Y SLO	0	35.6	0	0	2.2E2	0.721
5058	2442	Sisma X SLV	47.7	0	0	0	2.2E2	0.721	5059	2442	Sisma Y SLV	0	47.7	0	0	2.2E2	0.721
5060	2442	Sisma X SLO	35.6	0	0	0	2.2E2	0.721	5061	2442	Sisma Y SLO	0	35.6	0	0	2.2E2	0.721
5062	2443	Sisma X SLV	47.7	0	0	0	2.2E2	0.721	5063	2443	Sisma Y SLV	0	47.7	0	0	2.2E2	0.721
5064	2443	Sisma X SLO	35.6	0	0	0	2.2E2	0.721	5065	2443	Sisma Y SLO	0	35.6	0	0	2.2E2	0.721
5066	2444	Sisma X SLV	47.7	0	0	0	2.2E2	0.721	5067	2444	Sisma Y SLV	0	47.7	0	0	2.2E2	0.721
5068	2444	Sisma X SLO	35.6	0	0	0	2.2E2	0.721	5069	2444	Sisma Y SLO	0	35.6	0	0	2.2E2	0.721
5070	2445	Sisma X SLV	47.7	0	0	0	2.2E2	0.721	5071	2445	Sisma Y SLV	0	47.7	0	0	2.2E2	0.721
5072	2445	Sisma X SLO	35.6	0	0	0	2.2E2	0.721	5073	2445	Sisma Y SLO	0	35.6	0	0	2.2E2	0.721
5074	2446	Sisma X SLV	47.7	0	0	0	2.2E2	0.721	5075	2446	Sisma Y SLV	0	47.7	0	0	2.2E2	0.721
5076	2446	Sisma X SLO	35.6	0	0	0	2.2E2	0.721	5077	2446	Sisma Y SLO	0	35.6	0	0	2.2E2	0.721
5078	2447	Sisma X SLV	47.7	0	0	0	2.2E2	0.721	5079	2447	Sisma Y SLV	0	47.7	0	0	2.2E2	0.721
5080	2447	Sisma X SLO	35.6	0	0	0	2.2E2	0.721	5081	2447	Sisma Y SLO	0	35.6	0	0	2.2E2	0.721
5082	2448	Sisma X SLV	47.7	0	0	0	2.2E2	0.721	5083	2448	Sisma Y SLV	0	47.7	0	0	2.2E2	0.721
5084	2448	Sisma X SLO	35.6	0	0	0	2.2E2	0.721	5085	2448	Sisma Y SLO	0	35.6	0	0	2.2E2	0.721
5086	2449	Sisma X SLV	47.7	0	0	0	2.2E2	0.721	5087	2449	Sisma Y SLV	0	47.7	0	0	2.2E2	0.721
5088	2449	Sisma X SLO	35.6	0	0	0	2.2E2	0.721	5089	2449	Sisma Y SLO	0	35.6	0	0	2.2E2	0.721
5090	2450	Sisma X SLV	47.7	0	0	0	2.2E2	0.721	5091	2450	Sisma Y SLV	0	47.7	0	0	2.2E2	0.721
5092	2450	Sisma X SLO	35.6	0	0	0	2.2E2	0.721	5093	2450	Sisma Y SLO	0	35.6	0	0	2.2E2	0.721
5094	2451	Sisma X SLV	47.7	0	0	0	2.2E2	0.721	5095	2451	Sisma Y SLV	0	47.7	0	0	2.2E2	0.721

**PIAZZALE TRIAGE-FABBRICATO-ALLEGATO
ALLA REL. PREDIMENSIONAMENTO
STRUTTURE**

Codice documento
SF0272_F0

<i>Rev</i>	<i>Data</i>
F0	20/06/2011

Indice	Nodo	Condizione	Fx	Fy	Fz	Mz	Peso	Gamma	Indice	Nodo	Condizione	Fx	Fy	Fz	Mz	Peso	Gamma
5096	2451	Sisma X SLO	35.6	0	0	0	2.2E2	0.721	5097	2451	Sisma Y SLO	0	35.6	0	0	2.2E2	0.721
5098	2452	Sisma X SLV	47.7	0	0	0	2.2E2	0.721	5099	2452	Sisma Y SLV	0	47.7	0	0	2.2E2	0.721
5100	2452	Sisma X SLO	35.6	0	0	0	2.2E2	0.721	5101	2452	Sisma Y SLO	0	35.6	0	0	2.2E2	0.721
5102	2453	Sisma X SLV	47.7	0	0	0	2.2E2	0.721	5103	2453	Sisma Y SLV	0	47.7	0	0	2.2E2	0.721
5104	2453	Sisma X SLO	35.6	0	0	0	2.2E2	0.721	5105	2453	Sisma Y SLO	0	35.6	0	0	2.2E2	0.721
5106	2454	Sisma X SLV	47.7	0	0	0	2.2E2	0.721	5107	2454	Sisma Y SLV	0	47.7	0	0	2.2E2	0.721
5108	2454	Sisma X SLO	35.6	0	0	0	2.2E2	0.721	5109	2454	Sisma Y SLO	0	35.6	0	0	2.2E2	0.721
5110	2455	Sisma X SLV	47.7	0	0	0	2.2E2	0.721	5111	2455	Sisma Y SLV	0	47.7	0	0	2.2E2	0.721
5112	2455	Sisma X SLO	35.6	0	0	0	2.2E2	0.721	5113	2455	Sisma Y SLO	0	35.6	0	0	2.2E2	0.721
5114	2456	Sisma X SLV	47.7	0	0	0	2.2E2	0.721	5115	2456	Sisma Y SLV	0	47.7	0	0	2.2E2	0.721
5116	2456	Sisma X SLO	35.6	0	0	0	2.2E2	0.721	5117	2456	Sisma Y SLO	0	35.6	0	0	2.2E2	0.721
5118	2457	Sisma X SLV	72.6	0	0	0	3.3E2	0.721	5119	2457	Sisma Y SLV	0	72.6	0	0	3.3E2	0.721
5120	2457	Sisma X SLO	54.1	0	0	0	3.3E2	0.721	5121	2457	Sisma Y SLO	0	54.1	0	0	3.3E2	0.721
5122	2458	Sisma X SLV	51.5	0	0	0	2.3E2	0.721	5123	2458	Sisma Y SLV	0	51.5	0	0	2.3E2	0.721
5124	2458	Sisma X SLO	38.4	0	0	0	2.3E2	0.721	5125	2458	Sisma Y SLO	0	38.4	0	0	2.3E2	0.721
5126	2459	Sisma X SLV	51.5	0	0	0	2.3E2	0.721	5127	2459	Sisma Y SLV	0	51.5	0	0	2.3E2	0.721
5128	2459	Sisma X SLO	38.4	0	0	0	2.3E2	0.721	5129	2459	Sisma Y SLO	0	38.4	0	0	2.3E2	0.721
5130	2460	Sisma X SLV	51.5	0	0	0	2.3E2	0.721	5131	2460	Sisma Y SLV	0	51.5	0	0	2.3E2	0.721
5132	2460	Sisma X SLO	38.4	0	0	0	2.3E2	0.721	5133	2460	Sisma Y SLO	0	38.4	0	0	2.3E2	0.721
5134	2461	Sisma X SLV	51.5	0	0	0	2.3E2	0.721	5135	2461	Sisma Y SLV	0	51.5	0	0	2.3E2	0.721
5136	2461	Sisma X SLO	38.4	0	0	0	2.3E2	0.721	5137	2461	Sisma Y SLO	0	38.4	0	0	2.3E2	0.721
5138	2462	Sisma X SLV	51.5	0	0	0	2.3E2	0.721	5139	2462	Sisma Y SLV	0	51.5	0	0	2.3E2	0.721
5140	2462	Sisma X SLO	38.4	0	0	0	2.3E2	0.721	5141	2462	Sisma Y SLO	0	38.4	0	0	2.3E2	0.721
5142	2463	Sisma X SLV	25.8	0	0	0	1.2E2	0.721	5143	2463	Sisma Y SLV	0	25.8	0	0	1.2E2	0.721
5144	2463	Sisma X SLO	19.2	0	0	0	1.2E2	0.721	5145	2463	Sisma Y SLO	0	19.2	0	0	1.2E2	0.721
5146	2464	Sisma X SLV	52	0	0	0	2.4E2	0.721	5147	2464	Sisma Y SLV	0	52	0	0	2.4E2	0.721
5148	2464	Sisma X SLO	38.7	0	0	0	2.4E2	0.721	5149	2464	Sisma Y SLO	0	38.7	0	0	2.4E2	0.721

**PIAZZALE TRIAGE-FABBRICATO-ALLEGATO
ALLA REL. PREDIMENSIONAMENTO
STRUTTURE**

Codice documento
SF0272_F0

<i>Rev</i>	<i>Data</i>
F0	20/06/2011

Indice	Nodo	Condizione	Fx	Fy	Fz	Mz	Peso	Gamma	Indice	Nodo	Condizione	Fx	Fy	Fz	Mz	Peso	Gamma
5150	2465	Sisma X SLV	51.8	0	0	0	2.3E2	0.721	5151	2465	Sisma Y SLV	0	51.8	0	0	2.3E2	0.721
5152	2465	Sisma X SLO	38.6	0	0	0	2.3E2	0.721	5153	2465	Sisma Y SLO	0	38.6	0	0	2.3E2	0.721
5154	2466	Sisma X SLV	51.8	0	0	0	2.3E2	0.721	5155	2466	Sisma Y SLV	0	51.8	0	0	2.3E2	0.721
5156	2466	Sisma X SLO	38.6	0	0	0	2.3E2	0.721	5157	2466	Sisma Y SLO	0	38.6	0	0	2.3E2	0.721
5158	2467	Sisma X SLV	51.8	0	0	0	2.3E2	0.721	5159	2467	Sisma Y SLV	0	51.8	0	0	2.3E2	0.721
5160	2467	Sisma X SLO	38.6	0	0	0	2.3E2	0.721	5161	2467	Sisma Y SLO	0	38.6	0	0	2.3E2	0.721
5162	2468	Sisma X SLV	52.7	0	0	0	2.4E2	0.721	5163	2468	Sisma Y SLV	0	52.7	0	0	2.4E2	0.721
5164	2468	Sisma X SLO	39.3	0	0	0	2.4E2	0.721	5165	2468	Sisma Y SLO	0	39.3	0	0	2.4E2	0.721
5166	2469	Sisma X SLV	53.6	0	0	0	2.4E2	0.721	5167	2469	Sisma Y SLV	0	53.6	0	0	2.4E2	0.721
5168	2469	Sisma X SLO	39.9	0	0	0	2.4E2	0.721	5169	2469	Sisma Y SLO	0	39.9	0	0	2.4E2	0.721
5170	2470	Sisma X SLV	53.6	0	0	0	2.4E2	0.721	5171	2470	Sisma Y SLV	0	53.6	0	0	2.4E2	0.721
5172	2470	Sisma X SLO	39.9	0	0	0	2.4E2	0.721	5173	2470	Sisma Y SLO	0	39.9	0	0	2.4E2	0.721
5174	2471	Sisma X SLV	53.6	0	0	0	2.4E2	0.721	5175	2471	Sisma Y SLV	0	53.6	0	0	2.4E2	0.721
5176	2471	Sisma X SLO	39.9	0	0	0	2.4E2	0.721	5177	2471	Sisma Y SLO	0	39.9	0	0	2.4E2	0.721
5178	2472	Sisma X SLV	53.6	0	0	0	2.4E2	0.721	5179	2472	Sisma Y SLV	0	53.6	0	0	2.4E2	0.721
5180	2472	Sisma X SLO	39.9	0	0	0	2.4E2	0.721	5181	2472	Sisma Y SLO	0	39.9	0	0	2.4E2	0.721
5182	2473	Sisma X SLV	54.9	0	0	0	2.5E2	0.721	5183	2473	Sisma Y SLV	0	54.9	0	0	2.5E2	0.721
5184	2473	Sisma X SLO	40.9	0	0	0	2.5E2	0.721	5185	2473	Sisma Y SLO	0	40.9	0	0	2.5E2	0.721
5186	2474	Sisma X SLV	56.2	0	0	0	2.5E2	0.721	5187	2474	Sisma Y SLV	0	56.2	0	0	2.5E2	0.721
5188	2474	Sisma X SLO	41.8	0	0	0	2.5E2	0.721	5189	2474	Sisma Y SLO	0	41.8	0	0	2.5E2	0.721
5190	2475	Sisma X SLV	56.2	0	0	0	2.5E2	0.721	5191	2475	Sisma Y SLV	0	56.2	0	0	2.5E2	0.721
5192	2475	Sisma X SLO	41.8	0	0	0	2.5E2	0.721	5193	2475	Sisma Y SLO	0	41.8	0	0	2.5E2	0.721
5194	2476	Sisma X SLV	56.2	0	0	0	2.5E2	0.721	5195	2476	Sisma Y SLV	0	56.2	0	0	2.5E2	0.721
5196	2476	Sisma X SLO	41.8	0	0	0	2.5E2	0.721	5197	2476	Sisma Y SLO	0	41.8	0	0	2.5E2	0.721
5198	2477	Sisma X SLV	54.2	0	0	0	2.5E2	0.721	5199	2477	Sisma Y SLV	0	54.2	0	0	2.5E2	0.721
5200	2477	Sisma X SLO	40.4	0	0	0	2.5E2	0.721	5201	2477	Sisma Y SLO	0	40.4	0	0	2.5E2	0.721
5202	2478	Sisma X SLV	25.9	0	0	0	1.2E2	0.721	5203	2478	Sisma Y SLV	0	25.9	0	0	1.2E2	0.721

**PIAZZALE TRIAGE-FABBRICATO-ALLEGATO
ALLA REL. PREDIMENSIONAMENTO
STRUTTURE**

Codice documento
SF0272_F0

<i>Rev</i>	<i>Data</i>
F0	20/06/2011

Indice	Nodo	Condizione	Fx	Fy	Fz	Mz	Peso	Gamma	Indice	Nodo	Condizione	Fx	Fy	Fz	Mz	Peso	Gamma
5204	2478	Sisma X SLO	19.3	0	0	0	1.2E2	0.721	5205	2478	Sisma Y SLO	0	19.3	0	0	1.2E2	0.721
5206	2479	Sisma X SLV	51.8	0	0	0	2.3E2	0.721	5207	2479	Sisma Y SLV	0	51.8	0	0	2.3E2	0.721
5208	2479	Sisma X SLO	38.6	0	0	0	2.3E2	0.721	5209	2479	Sisma Y SLO	0	38.6	0	0	2.3E2	0.721
5210	2480	Sisma X SLV	51.8	0	0	0	2.3E2	0.721	5211	2480	Sisma Y SLV	0	51.8	0	0	2.3E2	0.721
5212	2480	Sisma X SLO	38.6	0	0	0	2.3E2	0.721	5213	2480	Sisma Y SLO	0	38.6	0	0	2.3E2	0.721
5214	2481	Sisma X SLV	51.8	0	0	0	2.3E2	0.721	5215	2481	Sisma Y SLV	0	51.8	0	0	2.3E2	0.721
5216	2481	Sisma X SLO	38.6	0	0	0	2.3E2	0.721	5217	2481	Sisma Y SLO	0	38.6	0	0	2.3E2	0.721
5218	2482	Sisma X SLV	51.8	0	0	0	2.3E2	0.721	5219	2482	Sisma Y SLV	0	51.8	0	0	2.3E2	0.721
5220	2482	Sisma X SLO	38.6	0	0	0	2.3E2	0.721	5221	2482	Sisma Y SLO	0	38.6	0	0	2.3E2	0.721
5222	2483	Sisma X SLV	51.8	0	0	0	2.3E2	0.721	5223	2483	Sisma Y SLV	0	51.8	0	0	2.3E2	0.721
5224	2483	Sisma X SLO	38.6	0	0	0	2.3E2	0.721	5225	2483	Sisma Y SLO	0	38.6	0	0	2.3E2	0.721
5226	2484	Sisma X SLV	51.8	0	0	0	2.3E2	0.721	5227	2484	Sisma Y SLV	0	51.8	0	0	2.3E2	0.721
5228	2484	Sisma X SLO	38.6	0	0	0	2.3E2	0.721	5229	2484	Sisma Y SLO	0	38.6	0	0	2.3E2	0.721
5230	2485	Sisma X SLV	74.7	0	0	0	3.4E2	0.721	5231	2485	Sisma Y SLV	0	74.7	0	0	3.4E2	0.721
5232	2485	Sisma X SLO	55.6	0	0	0	3.4E2	0.721	5233	2485	Sisma Y SLO	0	55.6	0	0	3.4E2	0.721
5234	2486	Sisma X SLV	51.7	0	0	0	2.3E2	0.721	5235	2486	Sisma Y SLV	0	51.7	0	0	2.3E2	0.721
5236	2486	Sisma X SLO	38.5	0	0	0	2.3E2	0.721	5237	2486	Sisma Y SLO	0	38.5	0	0	2.3E2	0.721
5238	2487	Sisma X SLV	51.7	0	0	0	2.3E2	0.721	5239	2487	Sisma Y SLV	0	51.7	0	0	2.3E2	0.721
5240	2487	Sisma X SLO	38.5	0	0	0	2.3E2	0.721	5241	2487	Sisma Y SLO	0	38.5	0	0	2.3E2	0.721
5242	2488	Sisma X SLV	51.7	0	0	0	2.3E2	0.721	5243	2488	Sisma Y SLV	0	51.7	0	0	2.3E2	0.721
5244	2488	Sisma X SLO	38.5	0	0	0	2.3E2	0.721	5245	2488	Sisma Y SLO	0	38.5	0	0	2.3E2	0.721
5246	2489	Sisma X SLV	51.7	0	0	0	2.3E2	0.721	5247	2489	Sisma Y SLV	0	51.7	0	0	2.3E2	0.721
5248	2489	Sisma X SLO	38.5	0	0	0	2.3E2	0.721	5249	2489	Sisma Y SLO	0	38.5	0	0	2.3E2	0.721
5250	2490	Sisma X SLV	51.7	0	0	0	2.3E2	0.721	5251	2490	Sisma Y SLV	0	51.7	0	0	2.3E2	0.721
5252	2490	Sisma X SLO	38.5	0	0	0	2.3E2	0.721	5253	2490	Sisma Y SLO	0	38.5	0	0	2.3E2	0.721
5254	2491	Sisma X SLV	51.7	0	0	0	2.3E2	0.721	5255	2491	Sisma Y SLV	0	51.7	0	0	2.3E2	0.721
5256	2491	Sisma X SLO	38.5	0	0	0	2.3E2	0.721	5257	2491	Sisma Y SLO	0	38.5	0	0	2.3E2	0.721

**PIAZZALE TRIAGE-FABBRICATO-ALLEGATO
ALLA REL. PREDIMENSIONAMENTO
STRUTTURE**

Codice documento
SF0272_F0

<i>Rev</i>	<i>Data</i>
F0	20/06/2011

Indice	Nodo	Condizione	Fx	Fy	Fz	Mz	Peso	Gamma	Indice	Nodo	Condizione	Fx	Fy	Fz	Mz	Peso	Gamma
5258	2492	Sisma X SLV	51.1	0	0	0	2.3E2	0.721	5259	2492	Sisma Y SLV	0	51.1	0	0	2.3E2	0.721
5260	2492	Sisma X SLO	38	0	0	0	2.3E2	0.721	5261	2492	Sisma Y SLO	0	38	0	0	2.3E2	0.721
5262	2493	Sisma X SLV	50.5	0	0	0	2.3E2	0.721	5263	2493	Sisma Y SLV	0	50.5	0	0	2.3E2	0.721
5264	2493	Sisma X SLO	37.6	0	0	0	2.3E2	0.721	5265	2493	Sisma Y SLO	0	37.6	0	0	2.3E2	0.721
5266	2494	Sisma X SLV	50.5	0	0	0	2.3E2	0.721	5267	2494	Sisma Y SLV	0	50.5	0	0	2.3E2	0.721
5268	2494	Sisma X SLO	37.6	0	0	0	2.3E2	0.721	5269	2494	Sisma Y SLO	0	37.6	0	0	2.3E2	0.721
5270	2495	Sisma X SLV	50.5	0	0	0	2.3E2	0.721	5271	2495	Sisma Y SLV	0	50.5	0	0	2.3E2	0.721
5272	2495	Sisma X SLO	37.6	0	0	0	2.3E2	0.721	5273	2495	Sisma Y SLO	0	37.6	0	0	2.3E2	0.721
5274	2496	Sisma X SLV	50.5	0	0	0	2.3E2	0.721	5275	2496	Sisma Y SLV	0	50.5	0	0	2.3E2	0.721
5276	2496	Sisma X SLO	37.6	0	0	0	2.3E2	0.721	5277	2496	Sisma Y SLO	0	37.6	0	0	2.3E2	0.721
5278	2497	Sisma X SLV	50.5	0	0	0	2.3E2	0.721	5279	2497	Sisma Y SLV	0	50.5	0	0	2.3E2	0.721
5280	2497	Sisma X SLO	37.6	0	0	0	2.3E2	0.721	5281	2497	Sisma Y SLO	0	37.6	0	0	2.3E2	0.721
5282	2498	Sisma X SLV	50.5	0	0	0	2.3E2	0.721	5283	2498	Sisma Y SLV	0	50.5	0	0	2.3E2	0.721
5284	2498	Sisma X SLO	37.6	0	0	0	2.3E2	0.721	5285	2498	Sisma Y SLO	0	37.6	0	0	2.3E2	0.721
5286	2499	Sisma X SLV	51.4	0	0	0	2.3E2	0.721	5287	2499	Sisma Y SLV	0	51.4	0	0	2.3E2	0.721
5288	2499	Sisma X SLO	38.2	0	0	0	2.3E2	0.721	5289	2499	Sisma Y SLO	0	38.2	0	0	2.3E2	0.721
5290	2500	Sisma X SLV	66.7	0	0	0	2.4E2	0.918	5291	2500	Sisma Y SLV	0	66.7	0	0	2.4E2	0.918
5292	2500	Sisma X SLO	49.7	0	0	0	2.4E2	0.918	5293	2500	Sisma Y SLO	0	49.7	0	0	2.4E2	0.918
5294	2501	Sisma X SLV	67	0	0	0	2.4E2	0.918	5295	2501	Sisma Y SLV	0	67	0	0	2.4E2	0.918
5296	2501	Sisma X SLO	49.9	0	0	0	2.4E2	0.918	5297	2501	Sisma Y SLO	0	49.9	0	0	2.4E2	0.918
5298	2502	Sisma X SLV	67	0	0	0	2.4E2	0.918	5299	2502	Sisma Y SLV	0	67	0	0	2.4E2	0.918
5300	2502	Sisma X SLO	49.9	0	0	0	2.4E2	0.918	5301	2502	Sisma Y SLO	0	49.9	0	0	2.4E2	0.918
5302	2503	Sisma X SLV	67	0	0	0	2.4E2	0.918	5303	2503	Sisma Y SLV	0	67	0	0	2.4E2	0.918
5304	2503	Sisma X SLO	49.9	0	0	0	2.4E2	0.918	5305	2503	Sisma Y SLO	0	49.9	0	0	2.4E2	0.918
5306	2504	Sisma X SLV	67	0	0	0	2.4E2	0.918	5307	2504	Sisma Y SLV	0	67	0	0	2.4E2	0.918
5308	2504	Sisma X SLO	49.9	0	0	0	2.4E2	0.918	5309	2504	Sisma Y SLO	0	49.9	0	0	2.4E2	0.918
5310	2505	Sisma X SLV	67.3	0	0	0	2.4E2	0.918	5311	2505	Sisma Y SLV	0	67.3	0	0	2.4E2	0.918

**PIAZZALE TRIAGE-FABBRICATO-ALLEGATO
ALLA REL. PREDIMENSIONAMENTO
STRUTTURE**

Codice documento
SF0272_F0

<i>Rev</i>	<i>Data</i>
F0	20/06/2011

Indice	Nodo	Condizione	Fx	Fy	Fz	Mz	Peso	Gamma	Indice	Nodo	Condizione	Fx	Fy	Fz	Mz	Peso	Gamma
5312	2505	Sisma X SLO	50.1	0	0	0	2.4E2	0.918	5313	2505	Sisma Y SLO	0	50.1	0	0	2.4E2	0.918
5314	2506	Sisma X SLV	67.6	0	0	0	2.4E2	0.918	5315	2506	Sisma Y SLV	0	67.6	0	0	2.4E2	0.918
5316	2506	Sisma X SLO	50.3	0	0	0	2.4E2	0.918	5317	2506	Sisma Y SLO	0	50.3	0	0	2.4E2	0.918
5318	2507	Sisma X SLV	67.6	0	0	0	2.4E2	0.918	5319	2507	Sisma Y SLV	0	67.6	0	0	2.4E2	0.918
5320	2507	Sisma X SLO	50.3	0	0	0	2.4E2	0.918	5321	2507	Sisma Y SLO	0	50.3	0	0	2.4E2	0.918
5322	2508	Sisma X SLV	67.6	0	0	0	2.4E2	0.918	5323	2508	Sisma Y SLV	0	67.6	0	0	2.4E2	0.918
5324	2508	Sisma X SLO	50.3	0	0	0	2.4E2	0.918	5325	2508	Sisma Y SLO	0	50.3	0	0	2.4E2	0.918
5326	2509	Sisma X SLV	67.6	0	0	0	2.4E2	0.918	5327	2509	Sisma Y SLV	0	67.6	0	0	2.4E2	0.918
5328	2509	Sisma X SLO	50.3	0	0	0	2.4E2	0.918	5329	2509	Sisma Y SLO	0	50.3	0	0	2.4E2	0.918
5330	2510	Sisma X SLV	67.6	0	0	0	2.4E2	0.918	5331	2510	Sisma Y SLV	0	67.6	0	0	2.4E2	0.918
5332	2510	Sisma X SLO	50.3	0	0	0	2.4E2	0.918	5333	2510	Sisma Y SLO	0	50.3	0	0	2.4E2	0.918
5334	2511	Sisma X SLV	67.6	0	0	0	2.4E2	0.918	5335	2511	Sisma Y SLV	0	67.6	0	0	2.4E2	0.918
5336	2511	Sisma X SLO	50.3	0	0	0	2.4E2	0.918	5337	2511	Sisma Y SLO	0	50.3	0	0	2.4E2	0.918
5338	2512	Sisma X SLV	64.2	0	0	0	2.3E2	0.918	5339	2512	Sisma Y SLV	0	64.2	0	0	2.3E2	0.918
5340	2512	Sisma X SLO	47.8	0	0	0	2.3E2	0.918	5341	2512	Sisma Y SLO	0	47.8	0	0	2.3E2	0.918
5342	2513	Sisma X SLV	60.8	0	0	0	2.2E2	0.918	5343	2513	Sisma Y SLV	0	60.8	0	0	2.2E2	0.918
5344	2513	Sisma X SLO	45.2	0	0	0	2.2E2	0.918	5345	2513	Sisma Y SLO	0	45.2	0	0	2.2E2	0.918
5346	2514	Sisma X SLV	60.8	0	0	0	2.2E2	0.918	5347	2514	Sisma Y SLV	0	60.8	0	0	2.2E2	0.918
5348	2514	Sisma X SLO	45.2	0	0	0	2.2E2	0.918	5349	2514	Sisma Y SLO	0	45.2	0	0	2.2E2	0.918
5350	2515	Sisma X SLV	60.8	0	0	0	2.2E2	0.918	5351	2515	Sisma Y SLV	0	60.8	0	0	2.2E2	0.918
5352	2515	Sisma X SLO	45.2	0	0	0	2.2E2	0.918	5353	2515	Sisma Y SLO	0	45.2	0	0	2.2E2	0.918
5354	2516	Sisma X SLV	60.8	0	0	0	2.2E2	0.918	5355	2516	Sisma Y SLV	0	60.8	0	0	2.2E2	0.918
5356	2516	Sisma X SLO	45.2	0	0	0	2.2E2	0.918	5357	2516	Sisma Y SLO	0	45.2	0	0	2.2E2	0.918
5358	2517	Sisma X SLV	60.8	0	0	0	2.2E2	0.918	5359	2517	Sisma Y SLV	0	60.8	0	0	2.2E2	0.918
5360	2517	Sisma X SLO	45.2	0	0	0	2.2E2	0.918	5361	2517	Sisma Y SLO	0	45.2	0	0	2.2E2	0.918
5362	2518	Sisma X SLV	60.8	0	0	0	2.2E2	0.918	5363	2518	Sisma Y SLV	0	60.8	0	0	2.2E2	0.918
5364	2518	Sisma X SLO	45.2	0	0	0	2.2E2	0.918	5365	2518	Sisma Y SLO	0	45.2	0	0	2.2E2	0.918

**PIAZZALE TRIAGE-FABBRICATO-ALLEGATO
ALLA REL. PREDIMENSIONAMENTO
STRUTTURE**

Codice documento
SF0272_F0

<i>Rev</i>	<i>Data</i>
F0	20/06/2011

Indice	Nodo	Condizione	Fx	Fy	Fz	Mz	Peso	Gamma	Indice	Nodo	Condizione	Fx	Fy	Fz	Mz	Peso	Gamma
5366	2519	Sisma X SLV	60.8	0	0	0	2.2E2	0.918	5367	2519	Sisma Y SLV	0	60.8	0	0	2.2E2	0.918
5368	2519	Sisma X SLO	45.2	0	0	0	2.2E2	0.918	5369	2519	Sisma Y SLO	0	45.2	0	0	2.2E2	0.918
5370	2520	Sisma X SLV	60.8	0	0	0	2.2E2	0.918	5371	2520	Sisma Y SLV	0	60.8	0	0	2.2E2	0.918
5372	2520	Sisma X SLO	45.2	0	0	0	2.2E2	0.918	5373	2520	Sisma Y SLO	0	45.2	0	0	2.2E2	0.918
5374	2521	Sisma X SLV	60.8	0	0	0	2.2E2	0.918	5375	2521	Sisma Y SLV	0	60.8	0	0	2.2E2	0.918
5376	2521	Sisma X SLO	45.2	0	0	0	2.2E2	0.918	5377	2521	Sisma Y SLO	0	45.2	0	0	2.2E2	0.918
5378	2522	Sisma X SLV	60.8	0	0	0	2.2E2	0.918	5379	2522	Sisma Y SLV	0	60.8	0	0	2.2E2	0.918
5380	2522	Sisma X SLO	45.2	0	0	0	2.2E2	0.918	5381	2522	Sisma Y SLO	0	45.2	0	0	2.2E2	0.918
5382	2523	Sisma X SLV	60.8	0	0	0	2.2E2	0.918	5383	2523	Sisma Y SLV	0	60.8	0	0	2.2E2	0.918
5384	2523	Sisma X SLO	45.2	0	0	0	2.2E2	0.918	5385	2523	Sisma Y SLO	0	45.2	0	0	2.2E2	0.918
5386	2524	Sisma X SLV	60.8	0	0	0	2.2E2	0.918	5387	2524	Sisma Y SLV	0	60.8	0	0	2.2E2	0.918
5388	2524	Sisma X SLO	45.2	0	0	0	2.2E2	0.918	5389	2524	Sisma Y SLO	0	45.2	0	0	2.2E2	0.918
5390	2525	Sisma X SLV	60.8	0	0	0	2.2E2	0.918	5391	2525	Sisma Y SLV	0	60.8	0	0	2.2E2	0.918
5392	2525	Sisma X SLO	45.2	0	0	0	2.2E2	0.918	5393	2525	Sisma Y SLO	0	45.2	0	0	2.2E2	0.918
5394	2526	Sisma X SLV	60.8	0	0	0	2.2E2	0.918	5395	2526	Sisma Y SLV	0	60.8	0	0	2.2E2	0.918
5396	2526	Sisma X SLO	45.2	0	0	0	2.2E2	0.918	5397	2526	Sisma Y SLO	0	45.2	0	0	2.2E2	0.918
5398	2527	Sisma X SLV	60.8	0	0	0	2.2E2	0.918	5399	2527	Sisma Y SLV	0	60.8	0	0	2.2E2	0.918
5400	2527	Sisma X SLO	45.2	0	0	0	2.2E2	0.918	5401	2527	Sisma Y SLO	0	45.2	0	0	2.2E2	0.918
5402	2528	Sisma X SLV	60.8	0	0	0	2.2E2	0.918	5403	2528	Sisma Y SLV	0	60.8	0	0	2.2E2	0.918
5404	2528	Sisma X SLO	45.2	0	0	0	2.2E2	0.918	5405	2528	Sisma Y SLO	0	45.2	0	0	2.2E2	0.918
5406	2529	Sisma X SLV	60.8	0	0	0	2.2E2	0.918	5407	2529	Sisma Y SLV	0	60.8	0	0	2.2E2	0.918
5408	2529	Sisma X SLO	45.2	0	0	0	2.2E2	0.918	5409	2529	Sisma Y SLO	0	45.2	0	0	2.2E2	0.918
5410	2530	Sisma X SLV	60.8	0	0	0	2.2E2	0.918	5411	2530	Sisma Y SLV	0	60.8	0	0	2.2E2	0.918
5412	2530	Sisma X SLO	45.2	0	0	0	2.2E2	0.918	5413	2530	Sisma Y SLO	0	45.2	0	0	2.2E2	0.918
5414	2531	Sisma X SLV	60.8	0	0	0	2.2E2	0.918	5415	2531	Sisma Y SLV	0	60.8	0	0	2.2E2	0.918
5416	2531	Sisma X SLO	45.2	0	0	0	2.2E2	0.918	5417	2531	Sisma Y SLO	0	45.2	0	0	2.2E2	0.918
5418	2532	Sisma X SLV	60.8	0	0	0	2.2E2	0.918	5419	2532	Sisma Y SLV	0	60.8	0	0	2.2E2	0.918

**PIAZZALE TRIAGE-FABBRICATO-ALLEGATO
ALLA REL. PREDIMENSIONAMENTO
STRUTTURE**

Codice documento
SF0272_F0

<i>Rev</i>	<i>Data</i>
F0	20/06/2011

Indice	Nodo	Condizione	Fx	Fy	Fz	Mz	Peso	Gamma	Indice	Nodo	Condizione	Fx	Fy	Fz	Mz	Peso	Gamma
5420	2532	Sisma X SLO	45.2	0	0	0	2.2E2	0.918	5421	2532	Sisma Y SLO	0	45.2	0	0	2.2E2	0.918
5422	2533	Sisma X SLV	92.4	0	0	0	3.3E2	0.918	5423	2533	Sisma Y SLV	0	92.4	0	0	3.3E2	0.918
5424	2533	Sisma X SLO	68.8	0	0	0	3.3E2	0.918	5425	2533	Sisma Y SLO	0	68.8	0	0	3.3E2	0.918
5426	2534	Sisma X SLV	65.6	0	0	0	2.3E2	0.918	5427	2534	Sisma Y SLV	0	65.6	0	0	2.3E2	0.918
5428	2534	Sisma X SLO	48.8	0	0	0	2.3E2	0.918	5429	2534	Sisma Y SLO	0	48.8	0	0	2.3E2	0.918
5430	2535	Sisma X SLV	65.6	0	0	0	2.3E2	0.918	5431	2535	Sisma Y SLV	0	65.6	0	0	2.3E2	0.918
5432	2535	Sisma X SLO	48.8	0	0	0	2.3E2	0.918	5433	2535	Sisma Y SLO	0	48.8	0	0	2.3E2	0.918
5434	2536	Sisma X SLV	65.6	0	0	0	2.3E2	0.918	5435	2536	Sisma Y SLV	0	65.6	0	0	2.3E2	0.918
5436	2536	Sisma X SLO	48.8	0	0	0	2.3E2	0.918	5437	2536	Sisma Y SLO	0	48.8	0	0	2.3E2	0.918
5438	2537	Sisma X SLV	65.6	0	0	0	2.3E2	0.918	5439	2537	Sisma Y SLV	0	65.6	0	0	2.3E2	0.918
5440	2537	Sisma X SLO	48.8	0	0	0	2.3E2	0.918	5441	2537	Sisma Y SLO	0	48.8	0	0	2.3E2	0.918
5442	2538	Sisma X SLV	65.6	0	0	0	2.3E2	0.918	5443	2538	Sisma Y SLV	0	65.6	0	0	2.3E2	0.918
5444	2538	Sisma X SLO	48.8	0	0	0	2.3E2	0.918	5445	2538	Sisma Y SLO	0	48.8	0	0	2.3E2	0.918
5446	2539	Sisma X SLV	32.8	0	0	0	1.2E2	0.918	5447	2539	Sisma Y SLV	0	32.8	0	0	1.2E2	0.918
5448	2539	Sisma X SLO	24.4	0	0	0	1.2E2	0.918	5449	2539	Sisma Y SLO	0	24.4	0	0	1.2E2	0.918
5450	2540	Sisma X SLV	66.2	0	0	0	2.4E2	0.918	5451	2540	Sisma Y SLV	0	66.2	0	0	2.4E2	0.918
5452	2540	Sisma X SLO	49.3	0	0	0	2.4E2	0.918	5453	2540	Sisma Y SLO	0	49.3	0	0	2.4E2	0.918
5454	2541	Sisma X SLV	65.9	0	0	0	2.3E2	0.918	5455	2541	Sisma Y SLV	0	65.9	0	0	2.3E2	0.918
5456	2541	Sisma X SLO	49.1	0	0	0	2.3E2	0.918	5457	2541	Sisma Y SLO	0	49.1	0	0	2.3E2	0.918
5458	2542	Sisma X SLV	65.9	0	0	0	2.3E2	0.918	5459	2542	Sisma Y SLV	0	65.9	0	0	2.3E2	0.918
5460	2542	Sisma X SLO	49.1	0	0	0	2.3E2	0.918	5461	2542	Sisma Y SLO	0	49.1	0	0	2.3E2	0.918
5462	2543	Sisma X SLV	65.9	0	0	0	2.3E2	0.918	5463	2543	Sisma Y SLV	0	65.9	0	0	2.3E2	0.918
5464	2543	Sisma X SLO	49.1	0	0	0	2.3E2	0.918	5465	2543	Sisma Y SLO	0	49.1	0	0	2.3E2	0.918
5466	2544	Sisma X SLV	67.1	0	0	0	2.4E2	0.918	5467	2544	Sisma Y SLV	0	67.1	0	0	2.4E2	0.918
5468	2544	Sisma X SLO	50	0	0	0	2.4E2	0.918	5469	2544	Sisma Y SLO	0	50	0	0	2.4E2	0.918
5470	2545	Sisma X SLV	68.3	0	0	0	2.4E2	0.918	5471	2545	Sisma Y SLV	0	68.3	0	0	2.4E2	0.918
5472	2545	Sisma X SLO	50.8	0	0	0	2.4E2	0.918	5473	2545	Sisma Y SLO	0	50.8	0	0	2.4E2	0.918

**PIAZZALE TRIAGE-FABBRICATO-ALLEGATO
ALLA REL. PREDIMENSIONAMENTO
STRUTTURE**

Codice documento
SF0272_F0

<i>Rev</i>	<i>Data</i>
F0	20/06/2011

Indice	Nodo	Condizione	Fx	Fy	Fz	Mz	Peso	Gamma	Indice	Nodo	Condizione	Fx	Fy	Fz	Mz	Peso	Gamma
5474	2546	Sisma X SLV	68.3	0	0	0	2.4E2	0.918	5475	2546	Sisma Y SLV	0	68.3	0	0	2.4E2	0.918
5476	2546	Sisma X SLO	50.8	0	0	0	2.4E2	0.918	5477	2546	Sisma Y SLO	0	50.8	0	0	2.4E2	0.918
5478	2547	Sisma X SLV	68.3	0	0	0	2.4E2	0.918	5479	2547	Sisma Y SLV	0	68.3	0	0	2.4E2	0.918
5480	2547	Sisma X SLO	50.8	0	0	0	2.4E2	0.918	5481	2547	Sisma Y SLO	0	50.8	0	0	2.4E2	0.918
5482	2548	Sisma X SLV	68.3	0	0	0	2.4E2	0.918	5483	2548	Sisma Y SLV	0	68.3	0	0	2.4E2	0.918
5484	2548	Sisma X SLO	50.8	0	0	0	2.4E2	0.918	5485	2548	Sisma Y SLO	0	50.8	0	0	2.4E2	0.918
5486	2549	Sisma X SLV	69.9	0	0	0	2.5E2	0.918	5487	2549	Sisma Y SLV	0	69.9	0	0	2.5E2	0.918
5488	2549	Sisma X SLO	52	0	0	0	2.5E2	0.918	5489	2549	Sisma Y SLO	0	52	0	0	2.5E2	0.918
5490	2550	Sisma X SLV	71.5	0	0	0	2.5E2	0.918	5491	2550	Sisma Y SLV	0	71.5	0	0	2.5E2	0.918
5492	2550	Sisma X SLO	53.2	0	0	0	2.5E2	0.918	5493	2550	Sisma Y SLO	0	53.2	0	0	2.5E2	0.918
5494	2551	Sisma X SLV	71.5	0	0	0	2.5E2	0.918	5495	2551	Sisma Y SLV	0	71.5	0	0	2.5E2	0.918
5496	2551	Sisma X SLO	53.2	0	0	0	2.5E2	0.918	5497	2551	Sisma Y SLO	0	53.2	0	0	2.5E2	0.918
5498	2552	Sisma X SLV	71.5	0	0	0	2.5E2	0.918	5499	2552	Sisma Y SLV	0	71.5	0	0	2.5E2	0.918
5500	2552	Sisma X SLO	53.2	0	0	0	2.5E2	0.918	5501	2552	Sisma Y SLO	0	53.2	0	0	2.5E2	0.918
5502	2553	Sisma X SLV	69	0	0	0	2.5E2	0.918	5503	2553	Sisma Y SLV	0	69	0	0	2.5E2	0.918
5504	2553	Sisma X SLO	51.4	0	0	0	2.5E2	0.918	5505	2553	Sisma Y SLO	0	51.4	0	0	2.5E2	0.918
5506	2554	Sisma X SLV	33	0	0	0	1.2E2	0.918	5507	2554	Sisma Y SLV	0	33	0	0	1.2E2	0.918
5508	2554	Sisma X SLO	24.5	0	0	0	1.2E2	0.918	5509	2554	Sisma Y SLO	0	24.5	0	0	1.2E2	0.918
5510	2555	Sisma X SLV	65.9	0	0	0	2.3E2	0.918	5511	2555	Sisma Y SLV	0	65.9	0	0	2.3E2	0.918
5512	2555	Sisma X SLO	49.1	0	0	0	2.3E2	0.918	5513	2555	Sisma Y SLO	0	49.1	0	0	2.3E2	0.918
5514	2556	Sisma X SLV	65.9	0	0	0	2.3E2	0.918	5515	2556	Sisma Y SLV	0	65.9	0	0	2.3E2	0.918
5516	2556	Sisma X SLO	49.1	0	0	0	2.3E2	0.918	5517	2556	Sisma Y SLO	0	49.1	0	0	2.3E2	0.918
5518	2557	Sisma X SLV	65.9	0	0	0	2.3E2	0.918	5519	2557	Sisma Y SLV	0	65.9	0	0	2.3E2	0.918
5520	2557	Sisma X SLO	49.1	0	0	0	2.3E2	0.918	5521	2557	Sisma Y SLO	0	49.1	0	0	2.3E2	0.918
5522	2558	Sisma X SLV	65.9	0	0	0	2.3E2	0.918	5523	2558	Sisma Y SLV	0	65.9	0	0	2.3E2	0.918
5524	2558	Sisma X SLO	49.1	0	0	0	2.3E2	0.918	5525	2558	Sisma Y SLO	0	49.1	0	0	2.3E2	0.918
5526	2559	Sisma X SLV	65.9	0	0	0	2.3E2	0.918	5527	2559	Sisma Y SLV	0	65.9	0	0	2.3E2	0.918

**PIAZZALE TRIAGE-FABBRICATO-ALLEGATO
ALLA REL. PREDIMENSIONAMENTO
STRUTTURE**

Codice documento
SF0272_F0

<i>Rev</i>	<i>Data</i>
F0	20/06/2011

Indice	Nodo	Condizione	Fx	Fy	Fz	Mz	Peso	Gamma	Indice	Nodo	Condizione	Fx	Fy	Fz	Mz	Peso	Gamma
5528	2559	Sisma X SLO	49.1	0	0	0	2.3E2	0.918	5529	2559	Sisma Y SLO	0	49.1	0	0	2.3E2	0.918
5530	2560	Sisma X SLV	65.9	0	0	0	2.3E2	0.918	5531	2560	Sisma Y SLV	0	65.9	0	0	2.3E2	0.918
5532	2560	Sisma X SLO	49.1	0	0	0	2.3E2	0.918	5533	2560	Sisma Y SLO	0	49.1	0	0	2.3E2	0.918
5534	2561	Sisma X SLV	95.1	0	0	0	3.4E2	0.918	5535	2561	Sisma Y SLV	0	95.1	0	0	3.4E2	0.918
5536	2561	Sisma X SLO	70.8	0	0	0	3.4E2	0.918	5537	2561	Sisma Y SLO	0	70.8	0	0	3.4E2	0.918
5538	2562	Sisma X SLV	65.8	0	0	0	2.3E2	0.918	5539	2562	Sisma Y SLV	0	65.8	0	0	2.3E2	0.918
5540	2562	Sisma X SLO	49	0	0	0	2.3E2	0.918	5541	2562	Sisma Y SLO	0	49	0	0	2.3E2	0.918
5542	2563	Sisma X SLV	65.8	0	0	0	2.3E2	0.918	5543	2563	Sisma Y SLV	0	65.8	0	0	2.3E2	0.918
5544	2563	Sisma X SLO	49	0	0	0	2.3E2	0.918	5545	2563	Sisma Y SLO	0	49	0	0	2.3E2	0.918
5546	2564	Sisma X SLV	65.8	0	0	0	2.3E2	0.918	5547	2564	Sisma Y SLV	0	65.8	0	0	2.3E2	0.918
5548	2564	Sisma X SLO	49	0	0	0	2.3E2	0.918	5549	2564	Sisma Y SLO	0	49	0	0	2.3E2	0.918
5550	2565	Sisma X SLV	65.8	0	0	0	2.3E2	0.918	5551	2565	Sisma Y SLV	0	65.8	0	0	2.3E2	0.918
5552	2565	Sisma X SLO	49	0	0	0	2.3E2	0.918	5553	2565	Sisma Y SLO	0	49	0	0	2.3E2	0.918
5554	2566	Sisma X SLV	65.8	0	0	0	2.3E2	0.918	5555	2566	Sisma Y SLV	0	65.8	0	0	2.3E2	0.918
5556	2566	Sisma X SLO	49	0	0	0	2.3E2	0.918	5557	2566	Sisma Y SLO	0	49	0	0	2.3E2	0.918
5558	2567	Sisma X SLV	65.8	0	0	0	2.3E2	0.918	5559	2567	Sisma Y SLV	0	65.8	0	0	2.3E2	0.918
5560	2567	Sisma X SLO	49	0	0	0	2.3E2	0.918	5561	2567	Sisma Y SLO	0	49	0	0	2.3E2	0.918
5562	2568	Sisma X SLV	65	0	0	0	2.3E2	0.918	5563	2568	Sisma Y SLV	0	65	0	0	2.3E2	0.918
5564	2568	Sisma X SLO	48.4	0	0	0	2.3E2	0.918	5565	2568	Sisma Y SLO	0	48.4	0	0	2.3E2	0.918
5566	2569	Sisma X SLV	64.3	0	0	0	2.3E2	0.918	5567	2569	Sisma Y SLV	0	64.3	0	0	2.3E2	0.918
5568	2569	Sisma X SLO	47.8	0	0	0	2.3E2	0.918	5569	2569	Sisma Y SLO	0	47.8	0	0	2.3E2	0.918
5570	2570	Sisma X SLV	64.3	0	0	0	2.3E2	0.918	5571	2570	Sisma Y SLV	0	64.3	0	0	2.3E2	0.918
5572	2570	Sisma X SLO	47.8	0	0	0	2.3E2	0.918	5573	2570	Sisma Y SLO	0	47.8	0	0	2.3E2	0.918
5574	2571	Sisma X SLV	64.3	0	0	0	2.3E2	0.918	5575	2571	Sisma Y SLV	0	64.3	0	0	2.3E2	0.918
5576	2571	Sisma X SLO	47.8	0	0	0	2.3E2	0.918	5577	2571	Sisma Y SLO	0	47.8	0	0	2.3E2	0.918
5578	2572	Sisma X SLV	64.3	0	0	0	2.3E2	0.918	5579	2572	Sisma Y SLV	0	64.3	0	0	2.3E2	0.918
5580	2572	Sisma X SLO	47.8	0	0	0	2.3E2	0.918	5581	2572	Sisma Y SLO	0	47.8	0	0	2.3E2	0.918

**PIAZZALE TRIAGE-FABBRICATO-ALLEGATO
ALLA REL. PREDIMENSIONAMENTO
STRUTTURE**

Codice documento
SF0272_F0

<i>Rev</i>	<i>Data</i>
F0	20/06/2011

Indice	Nodo	Condizione	Fx	Fy	Fz	Mz	Peso	Gamma	Indice	Nodo	Condizione	Fx	Fy	Fz	Mz	Peso	Gamma
5582	2573	Sisma X SLV	64.3	0	0	0	2.3E2	0.918	5583	2573	Sisma Y SLV	0	64.3	0	0	2.3E2	0.918
5584	2573	Sisma X SLO	47.8	0	0	0	2.3E2	0.918	5585	2573	Sisma Y SLO	0	47.8	0	0	2.3E2	0.918
5586	2574	Sisma X SLV	64.3	0	0	0	2.3E2	0.918	5587	2574	Sisma Y SLV	0	64.3	0	0	2.3E2	0.918
5588	2574	Sisma X SLO	47.8	0	0	0	2.3E2	0.918	5589	2574	Sisma Y SLO	0	47.8	0	0	2.3E2	0.918
5590	2575	Sisma X SLV	65.4	0	0	0	2.3E2	0.918	5591	2575	Sisma Y SLV	0	65.4	0	0	2.3E2	0.918
5592	2575	Sisma X SLO	48.7	0	0	0	2.3E2	0.918	5593	2575	Sisma Y SLO	0	48.7	0	0	2.3E2	0.918
5594	2576	Sisma X SLV	66.5	0	0	0	2.4E2	0.918	5595	2576	Sisma Y SLV	0	66.5	0	0	2.4E2	0.918
5596	2576	Sisma X SLO	49.5	0	0	0	2.4E2	0.918	5597	2576	Sisma Y SLO	0	49.5	0	0	2.4E2	0.918
5598	2577	Sisma X SLV	58.5	0	0	0	2.1E2	0.918	5599	2577	Sisma Y SLV	0	58.5	0	0	2.1E2	0.918
5600	2577	Sisma X SLO	43.5	0	0	0	2.1E2	0.918	5601	2577	Sisma Y SLO	0	43.5	0	0	2.1E2	0.918
5602	2578	Sisma X SLV	66.5	0	0	0	2.4E2	0.918	5603	2578	Sisma Y SLV	0	66.5	0	0	2.4E2	0.918
5604	2578	Sisma X SLO	49.5	0	0	0	2.4E2	0.918	5605	2578	Sisma Y SLO	0	49.5	0	0	2.4E2	0.918
5606	2579	Sisma X SLV	66.5	0	0	0	2.4E2	0.918	5607	2579	Sisma Y SLV	0	66.5	0	0	2.4E2	0.918
5608	2579	Sisma X SLO	49.5	0	0	0	2.4E2	0.918	5609	2579	Sisma Y SLO	0	49.5	0	0	2.4E2	0.918
5610	2580	Sisma X SLV	58.5	0	0	0	2.1E2	0.918	5611	2580	Sisma Y SLV	0	58.5	0	0	2.1E2	0.918
5612	2580	Sisma X SLO	43.5	0	0	0	2.1E2	0.918	5613	2580	Sisma Y SLO	0	43.5	0	0	2.1E2	0.918
5614	2581	Sisma X SLV	66.5	0	0	0	2.4E2	0.918	5615	2581	Sisma Y SLV	0	66.5	0	0	2.4E2	0.918
5616	2581	Sisma X SLO	49.5	0	0	0	2.4E2	0.918	5617	2581	Sisma Y SLO	0	49.5	0	0	2.4E2	0.918
5618	2582	Sisma X SLV	66.5	0	0	0	2.4E2	0.918	5619	2582	Sisma Y SLV	0	66.5	0	0	2.4E2	0.918
5620	2582	Sisma X SLO	49.5	0	0	0	2.4E2	0.918	5621	2582	Sisma Y SLO	0	49.5	0	0	2.4E2	0.918
5622	2583	Sisma X SLV	58.5	0	0	0	2.1E2	0.918	5623	2583	Sisma Y SLV	0	58.5	0	0	2.1E2	0.918
5624	2583	Sisma X SLO	43.5	0	0	0	2.1E2	0.918	5625	2583	Sisma Y SLO	0	43.5	0	0	2.1E2	0.918
5626	2584	Sisma X SLV	66.5	0	0	0	2.4E2	0.918	5627	2584	Sisma Y SLV	0	66.5	0	0	2.4E2	0.918
5628	2584	Sisma X SLO	49.5	0	0	0	2.4E2	0.918	5629	2584	Sisma Y SLO	0	49.5	0	0	2.4E2	0.918
5630	2585	Sisma X SLV	66.5	0	0	0	2.4E2	0.918	5631	2585	Sisma Y SLV	0	66.5	0	0	2.4E2	0.918
5632	2585	Sisma X SLO	49.5	0	0	0	2.4E2	0.918	5633	2585	Sisma Y SLO	0	49.5	0	0	2.4E2	0.918
5634	2586	Sisma X SLV	58.5	0	0	0	2.1E2	0.918	5635	2586	Sisma Y SLV	0	58.5	0	0	2.1E2	0.918

**PIAZZALE TRIAGE-FABBRICATO-ALLEGATO
ALLA REL. PREDIMENSIONAMENTO
STRUTTURE**

Codice documento
SF0272_F0

<i>Rev</i>	<i>Data</i>
F0	20/06/2011

Indice	Nodo	Condizione	Fx	Fy	Fz	Mz	Peso	Gamma	Indice	Nodo	Condizione	Fx	Fy	Fz	Mz	Peso	Gamma
5636	2586	Sisma X SLO	43.5	0	0	0	2.1E2	0.918	5637	2586	Sisma Y SLO	0	43.5	0	0	2.1E2	0.918
5638	2587	Sisma X SLV	66.5	0	0	0	2.4E2	0.918	5639	2587	Sisma Y SLV	0	66.5	0	0	2.4E2	0.918
5640	2587	Sisma X SLO	49.5	0	0	0	2.4E2	0.918	5641	2587	Sisma Y SLO	0	49.5	0	0	2.4E2	0.918
5642	2588	Sisma X SLV	66.5	0	0	0	2.4E2	0.918	5643	2588	Sisma Y SLV	0	66.5	0	0	2.4E2	0.918
5644	2588	Sisma X SLO	49.5	0	0	0	2.4E2	0.918	5645	2588	Sisma Y SLO	0	49.5	0	0	2.4E2	0.918
5646	2589	Sisma X SLV	58.5	0	0	0	2.1E2	0.918	5647	2589	Sisma Y SLV	0	58.5	0	0	2.1E2	0.918
5648	2589	Sisma X SLO	43.5	0	0	0	2.1E2	0.918	5649	2589	Sisma Y SLO	0	43.5	0	0	2.1E2	0.918
5650	2590	Sisma X SLV	66.5	0	0	0	2.4E2	0.918	5651	2590	Sisma Y SLV	0	66.5	0	0	2.4E2	0.918
5652	2590	Sisma X SLO	49.5	0	0	0	2.4E2	0.918	5653	2590	Sisma Y SLO	0	49.5	0	0	2.4E2	0.918
5654	2591	Sisma X SLV	66.5	0	0	0	2.4E2	0.918	5655	2591	Sisma Y SLV	0	66.5	0	0	2.4E2	0.918
5656	2591	Sisma X SLO	49.5	0	0	0	2.4E2	0.918	5657	2591	Sisma Y SLO	0	49.5	0	0	2.4E2	0.918
5658	2592	Sisma X SLV	58.5	0	0	0	2.1E2	0.918	5659	2592	Sisma Y SLV	0	58.5	0	0	2.1E2	0.918
5660	2592	Sisma X SLO	43.5	0	0	0	2.1E2	0.918	5661	2592	Sisma Y SLO	0	43.5	0	0	2.1E2	0.918
5662	2593	Sisma X SLV	66.5	0	0	0	2.4E2	0.918	5663	2593	Sisma Y SLV	0	66.5	0	0	2.4E2	0.918
5664	2593	Sisma X SLO	49.5	0	0	0	2.4E2	0.918	5665	2593	Sisma Y SLO	0	49.5	0	0	2.4E2	0.918
5666	2594	Sisma X SLV	66.5	0	0	0	2.4E2	0.918	5667	2594	Sisma Y SLV	0	66.5	0	0	2.4E2	0.918
5668	2594	Sisma X SLO	49.5	0	0	0	2.4E2	0.918	5669	2594	Sisma Y SLO	0	49.5	0	0	2.4E2	0.918
5670	2595	Sisma X SLV	58.5	0	0	0	2.1E2	0.918	5671	2595	Sisma Y SLV	0	58.5	0	0	2.1E2	0.918
5672	2595	Sisma X SLO	43.5	0	0	0	2.1E2	0.918	5673	2595	Sisma Y SLO	0	43.5	0	0	2.1E2	0.918
5674	2596	Sisma X SLV	66.5	0	0	0	2.4E2	0.918	5675	2596	Sisma Y SLV	0	66.5	0	0	2.4E2	0.918
5676	2596	Sisma X SLO	49.5	0	0	0	2.4E2	0.918	5677	2596	Sisma Y SLO	0	49.5	0	0	2.4E2	0.918
5678	2597	Sisma X SLV	66.5	0	0	0	2.4E2	0.918	5679	2597	Sisma Y SLV	0	66.5	0	0	2.4E2	0.918
5680	2597	Sisma X SLO	49.5	0	0	0	2.4E2	0.918	5681	2597	Sisma Y SLO	0	49.5	0	0	2.4E2	0.918
5682	2598	Sisma X SLV	58.5	0	0	0	2.1E2	0.918	5683	2598	Sisma Y SLV	0	58.5	0	0	2.1E2	0.918
5684	2598	Sisma X SLO	43.5	0	0	0	2.1E2	0.918	5685	2598	Sisma Y SLO	0	43.5	0	0	2.1E2	0.918
5686	2599	Sisma X SLV	66.5	0	0	0	2.4E2	0.918	5687	2599	Sisma Y SLV	0	66.5	0	0	2.4E2	0.918
5688	2599	Sisma X SLO	49.5	0	0	0	2.4E2	0.918	5689	2599	Sisma Y SLO	0	49.5	0	0	2.4E2	0.918

**PIAZZALE TRIAGE-FABBRICATO-ALLEGATO
ALLA REL. PREDIMENSIONAMENTO
STRUTTURE**

Codice documento
SF0272_F0

<i>Rev</i>	<i>Data</i>
F0	20/06/2011

Indice	Nodo	Condizione	Fx	Fy	Fz	Mz	Peso	Gamma	Indice	Nodo	Condizione	Fx	Fy	Fz	Mz	Peso	Gamma
5690	2600	Sisma X SLV	66.5	0	0	0	2.4E2	0.918	5691	2600	Sisma Y SLV	0	66.5	0	0	2.4E2	0.918
5692	2600	Sisma X SLO	49.5	0	0	0	2.4E2	0.918	5693	2600	Sisma Y SLO	0	49.5	0	0	2.4E2	0.918
5694	2601	Sisma X SLV	58.5	0	0	0	2.1E2	0.918	5695	2601	Sisma Y SLV	0	58.5	0	0	2.1E2	0.918
5696	2601	Sisma X SLO	43.5	0	0	0	2.1E2	0.918	5697	2601	Sisma Y SLO	0	43.5	0	0	2.1E2	0.918
5698	2602	Sisma X SLV	66.5	0	0	0	2.4E2	0.918	5699	2602	Sisma Y SLV	0	66.5	0	0	2.4E2	0.918
5700	2602	Sisma X SLO	49.5	0	0	0	2.4E2	0.918	5701	2602	Sisma Y SLO	0	49.5	0	0	2.4E2	0.918
5702	2603	Sisma X SLV	66.5	0	0	0	2.4E2	0.918	5703	2603	Sisma Y SLV	0	66.5	0	0	2.4E2	0.918
5704	2603	Sisma X SLO	49.5	0	0	0	2.4E2	0.918	5705	2603	Sisma Y SLO	0	49.5	0	0	2.4E2	0.918
5706	2604	Sisma X SLV	58.5	0	0	0	2.1E2	0.918	5707	2604	Sisma Y SLV	0	58.5	0	0	2.1E2	0.918
5708	2604	Sisma X SLO	43.5	0	0	0	2.1E2	0.918	5709	2604	Sisma Y SLO	0	43.5	0	0	2.1E2	0.918
5710	2605	Sisma X SLV	66.5	0	0	0	2.4E2	0.918	5711	2605	Sisma Y SLV	0	66.5	0	0	2.4E2	0.918
5712	2605	Sisma X SLO	49.5	0	0	0	2.4E2	0.918	5713	2605	Sisma Y SLO	0	49.5	0	0	2.4E2	0.918
5714	2606	Sisma X SLV	66.5	0	0	0	2.4E2	0.918	5715	2606	Sisma Y SLV	0	66.5	0	0	2.4E2	0.918
5716	2606	Sisma X SLO	49.5	0	0	0	2.4E2	0.918	5717	2606	Sisma Y SLO	0	49.5	0	0	2.4E2	0.918
5718	2607	Sisma X SLV	58.5	0	0	0	2.1E2	0.918	5719	2607	Sisma Y SLV	0	58.5	0	0	2.1E2	0.918
5720	2607	Sisma X SLO	43.5	0	0	0	2.1E2	0.918	5721	2607	Sisma Y SLO	0	43.5	0	0	2.1E2	0.918
5722	2608	Sisma X SLV	66.5	0	0	0	2.4E2	0.918	5723	2608	Sisma Y SLV	0	66.5	0	0	2.4E2	0.918
5724	2608	Sisma X SLO	49.5	0	0	0	2.4E2	0.918	5725	2608	Sisma Y SLO	0	49.5	0	0	2.4E2	0.918
5726	2609	Sisma X SLV	66.5	0	0	0	2.4E2	0.918	5727	2609	Sisma Y SLV	0	66.5	0	0	2.4E2	0.918
5728	2609	Sisma X SLO	49.5	0	0	0	2.4E2	0.918	5729	2609	Sisma Y SLO	0	49.5	0	0	2.4E2	0.918
5730	2610	Sisma X SLV	58.5	0	0	0	2.1E2	0.918	5731	2610	Sisma Y SLV	0	58.5	0	0	2.1E2	0.918
5732	2610	Sisma X SLO	43.5	0	0	0	2.1E2	0.918	5733	2610	Sisma Y SLO	0	43.5	0	0	2.1E2	0.918
5734	2611	Sisma X SLV	66.5	0	0	0	2.4E2	0.918	5735	2611	Sisma Y SLV	0	66.5	0	0	2.4E2	0.918
5736	2611	Sisma X SLO	49.5	0	0	0	2.4E2	0.918	5737	2611	Sisma Y SLO	0	49.5	0	0	2.4E2	0.918
5738	2612	Sisma X SLV	66.5	0	0	0	2.4E2	0.918	5739	2612	Sisma Y SLV	0	66.5	0	0	2.4E2	0.918
5740	2612	Sisma X SLO	49.5	0	0	0	2.4E2	0.918	5741	2612	Sisma Y SLO	0	49.5	0	0	2.4E2	0.918
5742	2613	Sisma X SLV	58.5	0	0	0	2.1E2	0.918	5743	2613	Sisma Y SLV	0	58.5	0	0	2.1E2	0.918

**PIAZZALE TRIAGE-FABBRICATO-ALLEGATO
ALLA REL. PREDIMENSIONAMENTO
STRUTTURE**

Codice documento
SF0272_F0

<i>Rev</i>	<i>Data</i>
F0	20/06/2011

Indice	Nodo	Condizione	Fx	Fy	Fz	Mz	Peso	Gamma	Indice	Nodo	Condizione	Fx	Fy	Fz	Mz	Peso	Gamma
5744	2613	Sisma X SLO	43.5	0	0	0	2.1E2	0.918	5745	2613	Sisma Y SLO	0	43.5	0	0	2.1E2	0.918
5746	2614	Sisma X SLV	66.5	0	0	0	2.4E2	0.918	5747	2614	Sisma Y SLV	0	66.5	0	0	2.4E2	0.918
5748	2614	Sisma X SLO	49.5	0	0	0	2.4E2	0.918	5749	2614	Sisma Y SLO	0	49.5	0	0	2.4E2	0.918
5750	2615	Sisma X SLV	66.5	0	0	0	2.4E2	0.918	5751	2615	Sisma Y SLV	0	66.5	0	0	2.4E2	0.918
5752	2615	Sisma X SLO	49.5	0	0	0	2.4E2	0.918	5753	2615	Sisma Y SLO	0	49.5	0	0	2.4E2	0.918
5754	2616	Sisma X SLV	58.5	0	0	0	2.1E2	0.918	5755	2616	Sisma Y SLV	0	58.5	0	0	2.1E2	0.918
5756	2616	Sisma X SLO	43.5	0	0	0	2.1E2	0.918	5757	2616	Sisma Y SLO	0	43.5	0	0	2.1E2	0.918
5758	2617	Sisma X SLV	66.5	0	0	0	2.4E2	0.918	5759	2617	Sisma Y SLV	0	66.5	0	0	2.4E2	0.918
5760	2617	Sisma X SLO	49.5	0	0	0	2.4E2	0.918	5761	2617	Sisma Y SLO	0	49.5	0	0	2.4E2	0.918
5762	2618	Sisma X SLV	66.5	0	0	0	2.4E2	0.918	5763	2618	Sisma Y SLV	0	66.5	0	0	2.4E2	0.918
5764	2618	Sisma X SLO	49.5	0	0	0	2.4E2	0.918	5765	2618	Sisma Y SLO	0	49.5	0	0	2.4E2	0.918
5766	2619	Sisma X SLV	58.5	0	0	0	2.1E2	0.918	5767	2619	Sisma Y SLV	0	58.5	0	0	2.1E2	0.918
5768	2619	Sisma X SLO	43.5	0	0	0	2.1E2	0.918	5769	2619	Sisma Y SLO	0	43.5	0	0	2.1E2	0.918
5770	2620	Sisma X SLV	66.5	0	0	0	2.4E2	0.918	5771	2620	Sisma Y SLV	0	66.5	0	0	2.4E2	0.918
5772	2620	Sisma X SLO	49.5	0	0	0	2.4E2	0.918	5773	2620	Sisma Y SLO	0	49.5	0	0	2.4E2	0.918
5774	2621	Sisma X SLV	66.5	0	0	0	2.4E2	0.918	5775	2621	Sisma Y SLV	0	66.5	0	0	2.4E2	0.918
5776	2621	Sisma X SLO	49.5	0	0	0	2.4E2	0.918	5777	2621	Sisma Y SLO	0	49.5	0	0	2.4E2	0.918
5778	2622	Sisma X SLV	58.5	0	0	0	2.1E2	0.918	5779	2622	Sisma Y SLV	0	58.5	0	0	2.1E2	0.918
5780	2622	Sisma X SLO	43.5	0	0	0	2.1E2	0.918	5781	2622	Sisma Y SLO	0	43.5	0	0	2.1E2	0.918
5782	2623	Sisma X SLV	66.5	0	0	0	2.4E2	0.918	5783	2623	Sisma Y SLV	0	66.5	0	0	2.4E2	0.918
5784	2623	Sisma X SLO	49.5	0	0	0	2.4E2	0.918	5785	2623	Sisma Y SLO	0	49.5	0	0	2.4E2	0.918
5786	2624	Sisma X SLV	66.5	0	0	0	2.4E2	0.918	5787	2624	Sisma Y SLV	0	66.5	0	0	2.4E2	0.918
5788	2624	Sisma X SLO	49.5	0	0	0	2.4E2	0.918	5789	2624	Sisma Y SLO	0	49.5	0	0	2.4E2	0.918
5790	2625	Sisma X SLV	58.5	0	0	0	2.1E2	0.918	5791	2625	Sisma Y SLV	0	58.5	0	0	2.1E2	0.918
5792	2625	Sisma X SLO	43.5	0	0	0	2.1E2	0.918	5793	2625	Sisma Y SLO	0	43.5	0	0	2.1E2	0.918
5794	2626	Sisma X SLV	66.5	0	0	0	2.4E2	0.918	5795	2626	Sisma Y SLV	0	66.5	0	0	2.4E2	0.918
5796	2626	Sisma X SLO	49.5	0	0	0	2.4E2	0.918	5797	2626	Sisma Y SLO	0	49.5	0	0	2.4E2	0.918

**PIAZZALE TRIAGE-FABBRICATO-ALLEGATO
ALLA REL. PREDIMENSIONAMENTO
STRUTTURE**

Codice documento
SF0272_F0

<i>Rev</i>	<i>Data</i>
F0	20/06/2011

Indice	Nodo	Condizione	Fx	Fy	Fz	Mz	Peso	Gamma	Indice	Nodo	Condizione	Fx	Fy	Fz	Mz	Peso	Gamma
5798	2627	Sisma X SLV	66.5	0	0	0	2.4E2	0.918	5799	2627	Sisma Y SLV	0	66.5	0	0	2.4E2	0.918
5800	2627	Sisma X SLO	49.5	0	0	0	2.4E2	0.918	5801	2627	Sisma Y SLO	0	49.5	0	0	2.4E2	0.918
5802	2628	Sisma X SLV	58.5	0	0	0	2.1E2	0.918	5803	2628	Sisma Y SLV	0	58.5	0	0	2.1E2	0.918
5804	2628	Sisma X SLO	43.5	0	0	0	2.1E2	0.918	5805	2628	Sisma Y SLO	0	43.5	0	0	2.1E2	0.918
5806	2629	Sisma X SLV	66.5	0	0	0	2.4E2	0.918	5807	2629	Sisma Y SLV	0	66.5	0	0	2.4E2	0.918
5808	2629	Sisma X SLO	49.5	0	0	0	2.4E2	0.918	5809	2629	Sisma Y SLO	0	49.5	0	0	2.4E2	0.918
5810	2630	Sisma X SLV	66.5	0	0	0	2.4E2	0.918	5811	2630	Sisma Y SLV	0	66.5	0	0	2.4E2	0.918
5812	2630	Sisma X SLO	49.5	0	0	0	2.4E2	0.918	5813	2630	Sisma Y SLO	0	49.5	0	0	2.4E2	0.918
5814	2631	Sisma X SLV	58.5	0	0	0	2.1E2	0.918	5815	2631	Sisma Y SLV	0	58.5	0	0	2.1E2	0.918
5816	2631	Sisma X SLO	43.5	0	0	0	2.1E2	0.918	5817	2631	Sisma Y SLO	0	43.5	0	0	2.1E2	0.918
5818	2632	Sisma X SLV	66.5	0	0	0	2.4E2	0.918	5819	2632	Sisma Y SLV	0	66.5	0	0	2.4E2	0.918
5820	2632	Sisma X SLO	49.5	0	0	0	2.4E2	0.918	5821	2632	Sisma Y SLO	0	49.5	0	0	2.4E2	0.918
5822	2633	Sisma X SLV	66.5	0	0	0	2.4E2	0.918	5823	2633	Sisma Y SLV	0	66.5	0	0	2.4E2	0.918
5824	2633	Sisma X SLO	49.5	0	0	0	2.4E2	0.918	5825	2633	Sisma Y SLO	0	49.5	0	0	2.4E2	0.918
5826	2634	Sisma X SLV	58.5	0	0	0	2.1E2	0.918	5827	2634	Sisma Y SLV	0	58.5	0	0	2.1E2	0.918
5828	2634	Sisma X SLO	43.5	0	0	0	2.1E2	0.918	5829	2634	Sisma Y SLO	0	43.5	0	0	2.1E2	0.918
5830	2635	Sisma X SLV	66.5	0	0	0	2.4E2	0.918	5831	2635	Sisma Y SLV	0	66.5	0	0	2.4E2	0.918
5832	2635	Sisma X SLO	49.5	0	0	0	2.4E2	0.918	5833	2635	Sisma Y SLO	0	49.5	0	0	2.4E2	0.918
5834	2636	Sisma X SLV	66.5	0	0	0	2.4E2	0.918	5835	2636	Sisma Y SLV	0	66.5	0	0	2.4E2	0.918
5836	2636	Sisma X SLO	49.5	0	0	0	2.4E2	0.918	5837	2636	Sisma Y SLO	0	49.5	0	0	2.4E2	0.918
5838	2637	Sisma X SLV	58.5	0	0	0	2.1E2	0.918	5839	2637	Sisma Y SLV	0	58.5	0	0	2.1E2	0.918
5840	2637	Sisma X SLO	43.5	0	0	0	2.1E2	0.918	5841	2637	Sisma Y SLO	0	43.5	0	0	2.1E2	0.918
5842	2638	Sisma X SLV	66.5	0	0	0	2.4E2	0.918	5843	2638	Sisma Y SLV	0	66.5	0	0	2.4E2	0.918
5844	2638	Sisma X SLO	49.5	0	0	0	2.4E2	0.918	5845	2638	Sisma Y SLO	0	49.5	0	0	2.4E2	0.918
5846	2639	Sisma X SLV	66.5	0	0	0	2.4E2	0.918	5847	2639	Sisma Y SLV	0	66.5	0	0	2.4E2	0.918
5848	2639	Sisma X SLO	49.5	0	0	0	2.4E2	0.918	5849	2639	Sisma Y SLO	0	49.5	0	0	2.4E2	0.918
5850	2640	Sisma X SLV	58.5	0	0	0	2.1E2	0.918	5851	2640	Sisma Y SLV	0	58.5	0	0	2.1E2	0.918

**PIAZZALE TRIAGE-FABBRICATO-ALLEGATO
ALLA REL. PREDIMENSIONAMENTO
STRUTTURE**

Codice documento
SF0272_F0

<i>Rev</i>	<i>Data</i>
F0	20/06/2011

Indice	Nodo	Condizione	Fx	Fy	Fz	Mz	Peso	Gamma	Indice	Nodo	Condizione	Fx	Fy	Fz	Mz	Peso	Gamma
5852	2640	Sisma X SLO	43.5	0	0	0	2.1E2	0.918	5853	2640	Sisma Y SLO	0	43.5	0	0	2.1E2	0.918
5854	2641	Sisma X SLV	66.5	0	0	0	2.4E2	0.918	5855	2641	Sisma Y SLV	0	66.5	0	0	2.4E2	0.918
5856	2641	Sisma X SLO	49.5	0	0	0	2.4E2	0.918	5857	2641	Sisma Y SLO	0	49.5	0	0	2.4E2	0.918
5858	2642	Sisma X SLV	66.7	0	0	0	2.4E2	0.918	5859	2642	Sisma Y SLV	0	66.7	0	0	2.4E2	0.918
5860	2642	Sisma X SLO	49.7	0	0	0	2.4E2	0.918	5861	2642	Sisma Y SLO	0	49.7	0	0	2.4E2	0.918
5862	2643	Sisma X SLV	67	0	0	0	2.4E2	0.918	5863	2643	Sisma Y SLV	0	67	0	0	2.4E2	0.918
5864	2643	Sisma X SLO	49.9	0	0	0	2.4E2	0.918	5865	2643	Sisma Y SLO	0	49.9	0	0	2.4E2	0.918
5866	2644	Sisma X SLV	67	0	0	0	2.4E2	0.918	5867	2644	Sisma Y SLV	0	67	0	0	2.4E2	0.918
5868	2644	Sisma X SLO	49.9	0	0	0	2.4E2	0.918	5869	2644	Sisma Y SLO	0	49.9	0	0	2.4E2	0.918
5870	2645	Sisma X SLV	67	0	0	0	2.4E2	0.918	5871	2645	Sisma Y SLV	0	67	0	0	2.4E2	0.918
5872	2645	Sisma X SLO	49.9	0	0	0	2.4E2	0.918	5873	2645	Sisma Y SLO	0	49.9	0	0	2.4E2	0.918
5874	2646	Sisma X SLV	67	0	0	0	2.4E2	0.918	5875	2646	Sisma Y SLV	0	67	0	0	2.4E2	0.918
5876	2646	Sisma X SLO	49.9	0	0	0	2.4E2	0.918	5877	2646	Sisma Y SLO	0	49.9	0	0	2.4E2	0.918
5878	2647	Sisma X SLV	67.3	0	0	0	2.4E2	0.918	5879	2647	Sisma Y SLV	0	67.3	0	0	2.4E2	0.918
5880	2647	Sisma X SLO	50.1	0	0	0	2.4E2	0.918	5881	2647	Sisma Y SLO	0	50.1	0	0	2.4E2	0.918
5882	2648	Sisma X SLV	67.6	0	0	0	2.4E2	0.918	5883	2648	Sisma Y SLV	0	67.6	0	0	2.4E2	0.918
5884	2648	Sisma X SLO	50.3	0	0	0	2.4E2	0.918	5885	2648	Sisma Y SLO	0	50.3	0	0	2.4E2	0.918
5886	2649	Sisma X SLV	67.6	0	0	0	2.4E2	0.918	5887	2649	Sisma Y SLV	0	67.6	0	0	2.4E2	0.918
5888	2649	Sisma X SLO	50.3	0	0	0	2.4E2	0.918	5889	2649	Sisma Y SLO	0	50.3	0	0	2.4E2	0.918
5890	2650	Sisma X SLV	67.6	0	0	0	2.4E2	0.918	5891	2650	Sisma Y SLV	0	67.6	0	0	2.4E2	0.918
5892	2650	Sisma X SLO	50.3	0	0	0	2.4E2	0.918	5893	2650	Sisma Y SLO	0	50.3	0	0	2.4E2	0.918
5894	2651	Sisma X SLV	67.6	0	0	0	2.4E2	0.918	5895	2651	Sisma Y SLV	0	67.6	0	0	2.4E2	0.918
5896	2651	Sisma X SLO	50.3	0	0	0	2.4E2	0.918	5897	2651	Sisma Y SLO	0	50.3	0	0	2.4E2	0.918
5898	2652	Sisma X SLV	67.6	0	0	0	2.4E2	0.918	5899	2652	Sisma Y SLV	0	67.6	0	0	2.4E2	0.918
5900	2652	Sisma X SLO	50.3	0	0	0	2.4E2	0.918	5901	2652	Sisma Y SLO	0	50.3	0	0	2.4E2	0.918
5902	2653	Sisma X SLV	67.6	0	0	0	2.4E2	0.918	5903	2653	Sisma Y SLV	0	67.6	0	0	2.4E2	0.918
5904	2653	Sisma X SLO	50.3	0	0	0	2.4E2	0.918	5905	2653	Sisma Y SLO	0	50.3	0	0	2.4E2	0.918

**PIAZZALE TRIAGE-FABBRICATO-ALLEGATO
ALLA REL. PREDIMENSIONAMENTO
STRUTTURE**

Codice documento
SF0272_F0

<i>Rev</i>	<i>Data</i>
F0	20/06/2011

Indice	Nodo	Condizione	Fx	Fy	Fz	Mz	Peso	Gamma	Indice	Nodo	Condizione	Fx	Fy	Fz	Mz	Peso	Gamma
5906	2654	Sisma X SLV	64.2	0	0	0	2.3E2	0.918	5907	2654	Sisma Y SLV	0	64.2	0	0	2.3E2	0.918
5908	2654	Sisma X SLO	47.8	0	0	0	2.3E2	0.918	5909	2654	Sisma Y SLO	0	47.8	0	0	2.3E2	0.918
5910	2655	Sisma X SLV	60.8	0	0	0	2.2E2	0.918	5911	2655	Sisma Y SLV	0	60.8	0	0	2.2E2	0.918
5912	2655	Sisma X SLO	45.2	0	0	0	2.2E2	0.918	5913	2655	Sisma Y SLO	0	45.2	0	0	2.2E2	0.918
5914	2656	Sisma X SLV	60.8	0	0	0	2.2E2	0.918	5915	2656	Sisma Y SLV	0	60.8	0	0	2.2E2	0.918
5916	2656	Sisma X SLO	45.2	0	0	0	2.2E2	0.918	5917	2656	Sisma Y SLO	0	45.2	0	0	2.2E2	0.918
5918	2657	Sisma X SLV	60.8	0	0	0	2.2E2	0.918	5919	2657	Sisma Y SLV	0	60.8	0	0	2.2E2	0.918
5920	2657	Sisma X SLO	45.2	0	0	0	2.2E2	0.918	5921	2657	Sisma Y SLO	0	45.2	0	0	2.2E2	0.918
5922	2658	Sisma X SLV	60.8	0	0	0	2.2E2	0.918	5923	2658	Sisma Y SLV	0	60.8	0	0	2.2E2	0.918
5924	2658	Sisma X SLO	45.2	0	0	0	2.2E2	0.918	5925	2658	Sisma Y SLO	0	45.2	0	0	2.2E2	0.918
5926	2659	Sisma X SLV	60.8	0	0	0	2.2E2	0.918	5927	2659	Sisma Y SLV	0	60.8	0	0	2.2E2	0.918
5928	2659	Sisma X SLO	45.2	0	0	0	2.2E2	0.918	5929	2659	Sisma Y SLO	0	45.2	0	0	2.2E2	0.918
5930	2660	Sisma X SLV	60.8	0	0	0	2.2E2	0.918	5931	2660	Sisma Y SLV	0	60.8	0	0	2.2E2	0.918
5932	2660	Sisma X SLO	45.2	0	0	0	2.2E2	0.918	5933	2660	Sisma Y SLO	0	45.2	0	0	2.2E2	0.918
5934	2661	Sisma X SLV	60.8	0	0	0	2.2E2	0.918	5935	2661	Sisma Y SLV	0	60.8	0	0	2.2E2	0.918
5936	2661	Sisma X SLO	45.2	0	0	0	2.2E2	0.918	5937	2661	Sisma Y SLO	0	45.2	0	0	2.2E2	0.918
5938	2662	Sisma X SLV	60.8	0	0	0	2.2E2	0.918	5939	2662	Sisma Y SLV	0	60.8	0	0	2.2E2	0.918
5940	2662	Sisma X SLO	45.2	0	0	0	2.2E2	0.918	5941	2662	Sisma Y SLO	0	45.2	0	0	2.2E2	0.918
5942	2663	Sisma X SLV	60.8	0	0	0	2.2E2	0.918	5943	2663	Sisma Y SLV	0	60.8	0	0	2.2E2	0.918
5944	2663	Sisma X SLO	45.2	0	0	0	2.2E2	0.918	5945	2663	Sisma Y SLO	0	45.2	0	0	2.2E2	0.918
5946	2664	Sisma X SLV	60.8	0	0	0	2.2E2	0.918	5947	2664	Sisma Y SLV	0	60.8	0	0	2.2E2	0.918
5948	2664	Sisma X SLO	45.2	0	0	0	2.2E2	0.918	5949	2664	Sisma Y SLO	0	45.2	0	0	2.2E2	0.918
5950	2665	Sisma X SLV	60.8	0	0	0	2.2E2	0.918	5951	2665	Sisma Y SLV	0	60.8	0	0	2.2E2	0.918
5952	2665	Sisma X SLO	45.2	0	0	0	2.2E2	0.918	5953	2665	Sisma Y SLO	0	45.2	0	0	2.2E2	0.918
5954	2666	Sisma X SLV	60.8	0	0	0	2.2E2	0.918	5955	2666	Sisma Y SLV	0	60.8	0	0	2.2E2	0.918
5956	2666	Sisma X SLO	45.2	0	0	0	2.2E2	0.918	5957	2666	Sisma Y SLO	0	45.2	0	0	2.2E2	0.918
5958	2667	Sisma X SLV	60.8	0	0	0	2.2E2	0.918	5959	2667	Sisma Y SLV	0	60.8	0	0	2.2E2	0.918

**PIAZZALE TRIAGE-FABBRICATO-ALLEGATO
ALLA REL. PREDIMENSIONAMENTO
STRUTTURE**

Codice documento
SF0272_F0

<i>Rev</i>	<i>Data</i>
F0	20/06/2011

Indice	Nodo	Condizione	Fx	Fy	Fz	Mz	Peso	Gamma	Indice	Nodo	Condizione	Fx	Fy	Fz	Mz	Peso	Gamma
5960	2667	Sisma X SLO	45.2	0	0	0	2.2E2	0.918	5961	2667	Sisma Y SLO	0	45.2	0	0	2.2E2	0.918
5962	2668	Sisma X SLV	60.8	0	0	0	2.2E2	0.918	5963	2668	Sisma Y SLV	0	60.8	0	0	2.2E2	0.918
5964	2668	Sisma X SLO	45.2	0	0	0	2.2E2	0.918	5965	2668	Sisma Y SLO	0	45.2	0	0	2.2E2	0.918
5966	2669	Sisma X SLV	60.8	0	0	0	2.2E2	0.918	5967	2669	Sisma Y SLV	0	60.8	0	0	2.2E2	0.918
5968	2669	Sisma X SLO	45.2	0	0	0	2.2E2	0.918	5969	2669	Sisma Y SLO	0	45.2	0	0	2.2E2	0.918
5970	2670	Sisma X SLV	60.8	0	0	0	2.2E2	0.918	5971	2670	Sisma Y SLV	0	60.8	0	0	2.2E2	0.918
5972	2670	Sisma X SLO	45.2	0	0	0	2.2E2	0.918	5973	2670	Sisma Y SLO	0	45.2	0	0	2.2E2	0.918
5974	2671	Sisma X SLV	60.8	0	0	0	2.2E2	0.918	5975	2671	Sisma Y SLV	0	60.8	0	0	2.2E2	0.918
5976	2671	Sisma X SLO	45.2	0	0	0	2.2E2	0.918	5977	2671	Sisma Y SLO	0	45.2	0	0	2.2E2	0.918
5978	2672	Sisma X SLV	60.8	0	0	0	2.2E2	0.918	5979	2672	Sisma Y SLV	0	60.8	0	0	2.2E2	0.918
5980	2672	Sisma X SLO	45.2	0	0	0	2.2E2	0.918	5981	2672	Sisma Y SLO	0	45.2	0	0	2.2E2	0.918
5982	2673	Sisma X SLV	60.8	0	0	0	2.2E2	0.918	5983	2673	Sisma Y SLV	0	60.8	0	0	2.2E2	0.918
5984	2673	Sisma X SLO	45.2	0	0	0	2.2E2	0.918	5985	2673	Sisma Y SLO	0	45.2	0	0	2.2E2	0.918
5986	2674	Sisma X SLV	60.8	0	0	0	2.2E2	0.918	5987	2674	Sisma Y SLV	0	60.8	0	0	2.2E2	0.918
5988	2674	Sisma X SLO	45.2	0	0	0	2.2E2	0.918	5989	2674	Sisma Y SLO	0	45.2	0	0	2.2E2	0.918
5990	2675	Sisma X SLV	92.4	0	0	0	3.3E2	0.918	5991	2675	Sisma Y SLV	0	92.4	0	0	3.3E2	0.918
5992	2675	Sisma X SLO	68.8	0	0	0	3.3E2	0.918	5993	2675	Sisma Y SLO	0	68.8	0	0	3.3E2	0.918
5994	2676	Sisma X SLV	65.6	0	0	0	2.3E2	0.918	5995	2676	Sisma Y SLV	0	65.6	0	0	2.3E2	0.918
5996	2676	Sisma X SLO	48.8	0	0	0	2.3E2	0.918	5997	2676	Sisma Y SLO	0	48.8	0	0	2.3E2	0.918
5998	2677	Sisma X SLV	65.6	0	0	0	2.3E2	0.918	5999	2677	Sisma Y SLV	0	65.6	0	0	2.3E2	0.918
6000	2677	Sisma X SLO	48.8	0	0	0	2.3E2	0.918	6001	2677	Sisma Y SLO	0	48.8	0	0	2.3E2	0.918
6002	2678	Sisma X SLV	65.6	0	0	0	2.3E2	0.918	6003	2678	Sisma Y SLV	0	65.6	0	0	2.3E2	0.918
6004	2678	Sisma X SLO	48.8	0	0	0	2.3E2	0.918	6005	2678	Sisma Y SLO	0	48.8	0	0	2.3E2	0.918
6006	2679	Sisma X SLV	65.6	0	0	0	2.3E2	0.918	6007	2679	Sisma Y SLV	0	65.6	0	0	2.3E2	0.918
6008	2679	Sisma X SLO	48.8	0	0	0	2.3E2	0.918	6009	2679	Sisma Y SLO	0	48.8	0	0	2.3E2	0.918
6010	2680	Sisma X SLV	65.6	0	0	0	2.3E2	0.918	6011	2680	Sisma Y SLV	0	65.6	0	0	2.3E2	0.918
6012	2680	Sisma X SLO	48.8	0	0	0	2.3E2	0.918	6013	2680	Sisma Y SLO	0	48.8	0	0	2.3E2	0.918

**PIAZZALE TRIAGE-FABBRICATO-ALLEGATO
ALLA REL. PREDIMENSIONAMENTO
STRUTTURE**

Codice documento
SF0272_F0

<i>Rev</i>	<i>Data</i>
F0	20/06/2011

Indice	Nodo	Condizione	Fx	Fy	Fz	Mz	Peso	Gamma	Indice	Nodo	Condizione	Fx	Fy	Fz	Mz	Peso	Gamma
6014	2681	Sisma X SLV	32.8	0	0	0	1.2E2	0.918	6015	2681	Sisma Y SLV	0	32.8	0	0	1.2E2	0.918
6016	2681	Sisma X SLO	24.4	0	0	0	1.2E2	0.918	6017	2681	Sisma Y SLO	0	24.4	0	0	1.2E2	0.918
6018	2682	Sisma X SLV	66.2	0	0	0	2.4E2	0.918	6019	2682	Sisma Y SLV	0	66.2	0	0	2.4E2	0.918
6020	2682	Sisma X SLO	49.3	0	0	0	2.4E2	0.918	6021	2682	Sisma Y SLO	0	49.3	0	0	2.4E2	0.918
6022	2683	Sisma X SLV	65.9	0	0	0	2.3E2	0.918	6023	2683	Sisma Y SLV	0	65.9	0	0	2.3E2	0.918
6024	2683	Sisma X SLO	49.1	0	0	0	2.3E2	0.918	6025	2683	Sisma Y SLO	0	49.1	0	0	2.3E2	0.918
6026	2684	Sisma X SLV	65.9	0	0	0	2.3E2	0.918	6027	2684	Sisma Y SLV	0	65.9	0	0	2.3E2	0.918
6028	2684	Sisma X SLO	49.1	0	0	0	2.3E2	0.918	6029	2684	Sisma Y SLO	0	49.1	0	0	2.3E2	0.918
6030	2685	Sisma X SLV	65.9	0	0	0	2.3E2	0.918	6031	2685	Sisma Y SLV	0	65.9	0	0	2.3E2	0.918
6032	2685	Sisma X SLO	49.1	0	0	0	2.3E2	0.918	6033	2685	Sisma Y SLO	0	49.1	0	0	2.3E2	0.918
6034	2686	Sisma X SLV	67.1	0	0	0	2.4E2	0.918	6035	2686	Sisma Y SLV	0	67.1	0	0	2.4E2	0.918
6036	2686	Sisma X SLO	50	0	0	0	2.4E2	0.918	6037	2686	Sisma Y SLO	0	50	0	0	2.4E2	0.918
6038	2687	Sisma X SLV	68.3	0	0	0	2.4E2	0.918	6039	2687	Sisma Y SLV	0	68.3	0	0	2.4E2	0.918
6040	2687	Sisma X SLO	50.8	0	0	0	2.4E2	0.918	6041	2687	Sisma Y SLO	0	50.8	0	0	2.4E2	0.918
6042	2688	Sisma X SLV	68.3	0	0	0	2.4E2	0.918	6043	2688	Sisma Y SLV	0	68.3	0	0	2.4E2	0.918
6044	2688	Sisma X SLO	50.8	0	0	0	2.4E2	0.918	6045	2688	Sisma Y SLO	0	50.8	0	0	2.4E2	0.918
6046	2689	Sisma X SLV	68.3	0	0	0	2.4E2	0.918	6047	2689	Sisma Y SLV	0	68.3	0	0	2.4E2	0.918
6048	2689	Sisma X SLO	50.8	0	0	0	2.4E2	0.918	6049	2689	Sisma Y SLO	0	50.8	0	0	2.4E2	0.918
6050	2690	Sisma X SLV	68.3	0	0	0	2.4E2	0.918	6051	2690	Sisma Y SLV	0	68.3	0	0	2.4E2	0.918
6052	2690	Sisma X SLO	50.8	0	0	0	2.4E2	0.918	6053	2690	Sisma Y SLO	0	50.8	0	0	2.4E2	0.918
6054	2691	Sisma X SLV	69.9	0	0	0	2.5E2	0.918	6055	2691	Sisma Y SLV	0	69.9	0	0	2.5E2	0.918
6056	2691	Sisma X SLO	52	0	0	0	2.5E2	0.918	6057	2691	Sisma Y SLO	0	52	0	0	2.5E2	0.918
6058	2692	Sisma X SLV	71.5	0	0	0	2.5E2	0.918	6059	2692	Sisma Y SLV	0	71.5	0	0	2.5E2	0.918
6060	2692	Sisma X SLO	53.2	0	0	0	2.5E2	0.918	6061	2692	Sisma Y SLO	0	53.2	0	0	2.5E2	0.918
6062	2693	Sisma X SLV	71.5	0	0	0	2.5E2	0.918	6063	2693	Sisma Y SLV	0	71.5	0	0	2.5E2	0.918
6064	2693	Sisma X SLO	53.2	0	0	0	2.5E2	0.918	6065	2693	Sisma Y SLO	0	53.2	0	0	2.5E2	0.918
6066	2694	Sisma X SLV	71.5	0	0	0	2.5E2	0.918	6067	2694	Sisma Y SLV	0	71.5	0	0	2.5E2	0.918

**PIAZZALE TRIAGE-FABBRICATO-ALLEGATO
ALLA REL. PREDIMENSIONAMENTO
STRUTTURE**

Codice documento
SF0272_F0

<i>Rev</i>	<i>Data</i>
F0	20/06/2011

Indice	Nodo	Condizione	Fx	Fy	Fz	Mz	Peso	Gamma	Indice	Nodo	Condizione	Fx	Fy	Fz	Mz	Peso	Gamma
6068	2694	Sisma X SLO	53.2	0	0	0	2.5E2	0.918	6069	2694	Sisma Y SLO	0	53.2	0	0	2.5E2	0.918
6070	2695	Sisma X SLV	69	0	0	0	2.5E2	0.918	6071	2695	Sisma Y SLV	0	69	0	0	2.5E2	0.918
6072	2695	Sisma X SLO	51.4	0	0	0	2.5E2	0.918	6073	2695	Sisma Y SLO	0	51.4	0	0	2.5E2	0.918
6074	2696	Sisma X SLV	33	0	0	0	1.2E2	0.918	6075	2696	Sisma Y SLV	0	33	0	0	1.2E2	0.918
6076	2696	Sisma X SLO	24.5	0	0	0	1.2E2	0.918	6077	2696	Sisma Y SLO	0	24.5	0	0	1.2E2	0.918
6078	2697	Sisma X SLV	65.9	0	0	0	2.3E2	0.918	6079	2697	Sisma Y SLV	0	65.9	0	0	2.3E2	0.918
6080	2697	Sisma X SLO	49.1	0	0	0	2.3E2	0.918	6081	2697	Sisma Y SLO	0	49.1	0	0	2.3E2	0.918
6082	2698	Sisma X SLV	65.9	0	0	0	2.3E2	0.918	6083	2698	Sisma Y SLV	0	65.9	0	0	2.3E2	0.918
6084	2698	Sisma X SLO	49.1	0	0	0	2.3E2	0.918	6085	2698	Sisma Y SLO	0	49.1	0	0	2.3E2	0.918
6086	2699	Sisma X SLV	65.9	0	0	0	2.3E2	0.918	6087	2699	Sisma Y SLV	0	65.9	0	0	2.3E2	0.918
6088	2699	Sisma X SLO	49.1	0	0	0	2.3E2	0.918	6089	2699	Sisma Y SLO	0	49.1	0	0	2.3E2	0.918
6090	2700	Sisma X SLV	65.9	0	0	0	2.3E2	0.918	6091	2700	Sisma Y SLV	0	65.9	0	0	2.3E2	0.918
6092	2700	Sisma X SLO	49.1	0	0	0	2.3E2	0.918	6093	2700	Sisma Y SLO	0	49.1	0	0	2.3E2	0.918
6094	2701	Sisma X SLV	65.9	0	0	0	2.3E2	0.918	6095	2701	Sisma Y SLV	0	65.9	0	0	2.3E2	0.918
6096	2701	Sisma X SLO	49.1	0	0	0	2.3E2	0.918	6097	2701	Sisma Y SLO	0	49.1	0	0	2.3E2	0.918
6098	2702	Sisma X SLV	65.9	0	0	0	2.3E2	0.918	6099	2702	Sisma Y SLV	0	65.9	0	0	2.3E2	0.918
6100	2702	Sisma X SLO	49.1	0	0	0	2.3E2	0.918	6101	2702	Sisma Y SLO	0	49.1	0	0	2.3E2	0.918
6102	2703	Sisma X SLV	95.1	0	0	0	3.4E2	0.918	6103	2703	Sisma Y SLV	0	95.1	0	0	3.4E2	0.918
6104	2703	Sisma X SLO	70.8	0	0	0	3.4E2	0.918	6105	2703	Sisma Y SLO	0	70.8	0	0	3.4E2	0.918
6106	2704	Sisma X SLV	65.8	0	0	0	2.3E2	0.918	6107	2704	Sisma Y SLV	0	65.8	0	0	2.3E2	0.918
6108	2704	Sisma X SLO	49	0	0	0	2.3E2	0.918	6109	2704	Sisma Y SLO	0	49	0	0	2.3E2	0.918
6110	2705	Sisma X SLV	65.8	0	0	0	2.3E2	0.918	6111	2705	Sisma Y SLV	0	65.8	0	0	2.3E2	0.918
6112	2705	Sisma X SLO	49	0	0	0	2.3E2	0.918	6113	2705	Sisma Y SLO	0	49	0	0	2.3E2	0.918
6114	2706	Sisma X SLV	65.8	0	0	0	2.3E2	0.918	6115	2706	Sisma Y SLV	0	65.8	0	0	2.3E2	0.918
6116	2706	Sisma X SLO	49	0	0	0	2.3E2	0.918	6117	2706	Sisma Y SLO	0	49	0	0	2.3E2	0.918
6118	2707	Sisma X SLV	65.8	0	0	0	2.3E2	0.918	6119	2707	Sisma Y SLV	0	65.8	0	0	2.3E2	0.918
6120	2707	Sisma X SLO	49	0	0	0	2.3E2	0.918	6121	2707	Sisma Y SLO	0	49	0	0	2.3E2	0.918

**PIAZZALE TRIAGE-FABBRICATO-ALLEGATO
ALLA REL. PREDIMENSIONAMENTO
STRUTTURE**

Codice documento
SF0272_F0

<i>Rev</i>	<i>Data</i>
F0	20/06/2011

Indice	Nodo	Condizione	Fx	Fy	Fz	Mz	Peso	Gamma	Indice	Nodo	Condizione	Fx	Fy	Fz	Mz	Peso	Gamma
6122	2708	Sisma X SLV	65.8	0	0	0	2.3E2	0.918	6123	2708	Sisma Y SLV	0	65.8	0	0	2.3E2	0.918
6124	2708	Sisma X SLO	49	0	0	0	2.3E2	0.918	6125	2708	Sisma Y SLO	0	49	0	0	2.3E2	0.918
6126	2709	Sisma X SLV	65.8	0	0	0	2.3E2	0.918	6127	2709	Sisma Y SLV	0	65.8	0	0	2.3E2	0.918
6128	2709	Sisma X SLO	49	0	0	0	2.3E2	0.918	6129	2709	Sisma Y SLO	0	49	0	0	2.3E2	0.918
6130	2710	Sisma X SLV	65	0	0	0	2.3E2	0.918	6131	2710	Sisma Y SLV	0	65	0	0	2.3E2	0.918
6132	2710	Sisma X SLO	48.4	0	0	0	2.3E2	0.918	6133	2710	Sisma Y SLO	0	48.4	0	0	2.3E2	0.918
6134	2711	Sisma X SLV	64.3	0	0	0	2.3E2	0.918	6135	2711	Sisma Y SLV	0	64.3	0	0	2.3E2	0.918
6136	2711	Sisma X SLO	47.8	0	0	0	2.3E2	0.918	6137	2711	Sisma Y SLO	0	47.8	0	0	2.3E2	0.918
6138	2712	Sisma X SLV	64.3	0	0	0	2.3E2	0.918	6139	2712	Sisma Y SLV	0	64.3	0	0	2.3E2	0.918
6140	2712	Sisma X SLO	47.8	0	0	0	2.3E2	0.918	6141	2712	Sisma Y SLO	0	47.8	0	0	2.3E2	0.918
6142	2713	Sisma X SLV	64.3	0	0	0	2.3E2	0.918	6143	2713	Sisma Y SLV	0	64.3	0	0	2.3E2	0.918
6144	2713	Sisma X SLO	47.8	0	0	0	2.3E2	0.918	6145	2713	Sisma Y SLO	0	47.8	0	0	2.3E2	0.918
6146	2714	Sisma X SLV	64.3	0	0	0	2.3E2	0.918	6147	2714	Sisma Y SLV	0	64.3	0	0	2.3E2	0.918
6148	2714	Sisma X SLO	47.8	0	0	0	2.3E2	0.918	6149	2714	Sisma Y SLO	0	47.8	0	0	2.3E2	0.918
6150	2715	Sisma X SLV	64.3	0	0	0	2.3E2	0.918	6151	2715	Sisma Y SLV	0	64.3	0	0	2.3E2	0.918
6152	2715	Sisma X SLO	47.8	0	0	0	2.3E2	0.918	6153	2715	Sisma Y SLO	0	47.8	0	0	2.3E2	0.918
6154	2716	Sisma X SLV	64.3	0	0	0	2.3E2	0.918	6155	2716	Sisma Y SLV	0	64.3	0	0	2.3E2	0.918
6156	2716	Sisma X SLO	47.8	0	0	0	2.3E2	0.918	6157	2716	Sisma Y SLO	0	47.8	0	0	2.3E2	0.918
6158	2717	Sisma X SLV	65.4	0	0	0	2.3E2	0.918	6159	2717	Sisma Y SLV	0	65.4	0	0	2.3E2	0.918
6160	2717	Sisma X SLO	48.7	0	0	0	2.3E2	0.918	6161	2717	Sisma Y SLO	0	48.7	0	0	2.3E2	0.918
6162	2718	Sisma X SLV	81	0	0	0	2.4E2	1.114	6163	2718	Sisma Y SLV	0	81	0	0	2.4E2	1.114
6164	2718	Sisma X SLO	60.3	0	0	0	2.4E2	1.114	6165	2718	Sisma Y SLO	0	60.3	0	0	2.4E2	1.114
6166	2719	Sisma X SLV	81.3	0	0	0	2.4E2	1.114	6167	2719	Sisma Y SLV	0	81.3	0	0	2.4E2	1.114
6168	2719	Sisma X SLO	60.6	0	0	0	2.4E2	1.114	6169	2719	Sisma Y SLO	0	60.6	0	0	2.4E2	1.114
6170	2720	Sisma X SLV	81.3	0	0	0	2.4E2	1.114	6171	2720	Sisma Y SLV	0	81.3	0	0	2.4E2	1.114
6172	2720	Sisma X SLO	60.6	0	0	0	2.4E2	1.114	6173	2720	Sisma Y SLO	0	60.6	0	0	2.4E2	1.114
6174	2721	Sisma X SLV	81.3	0	0	0	2.4E2	1.114	6175	2721	Sisma Y SLV	0	81.3	0	0	2.4E2	1.114

**PIAZZALE TRIAGE-FABBRICATO-ALLEGATO
ALLA REL. PREDIMENSIONAMENTO
STRUTTURE**

Codice documento
SF0272_F0

<i>Rev</i>	<i>Data</i>
F0	20/06/2011

Indice	Nodo	Condizione	Fx	Fy	Fz	Mz	Peso	Gamma	Indice	Nodo	Condizione	Fx	Fy	Fz	Mz	Peso	Gamma
6176	2721	Sisma X SLO	60.6	0	0	0	2.4E2	1.114	6177	2721	Sisma Y SLO	0	60.6	0	0	2.4E2	1.114
6178	2722	Sisma X SLV	81.3	0	0	0	2.4E2	1.114	6179	2722	Sisma Y SLV	0	81.3	0	0	2.4E2	1.114
6180	2722	Sisma X SLO	60.6	0	0	0	2.4E2	1.114	6181	2722	Sisma Y SLO	0	60.6	0	0	2.4E2	1.114
6182	2723	Sisma X SLV	81.7	0	0	0	2.4E2	1.114	6183	2723	Sisma Y SLV	0	81.7	0	0	2.4E2	1.114
6184	2723	Sisma X SLO	60.8	0	0	0	2.4E2	1.114	6185	2723	Sisma Y SLO	0	60.8	0	0	2.4E2	1.114
6186	2724	Sisma X SLV	82.1	0	0	0	2.4E2	1.114	6187	2724	Sisma Y SLV	0	82.1	0	0	2.4E2	1.114
6188	2724	Sisma X SLO	61.1	0	0	0	2.4E2	1.114	6189	2724	Sisma Y SLO	0	61.1	0	0	2.4E2	1.114
6190	2725	Sisma X SLV	82.1	0	0	0	2.4E2	1.114	6191	2725	Sisma Y SLV	0	82.1	0	0	2.4E2	1.114
6192	2725	Sisma X SLO	61.1	0	0	0	2.4E2	1.114	6193	2725	Sisma Y SLO	0	61.1	0	0	2.4E2	1.114
6194	2726	Sisma X SLV	82.1	0	0	0	2.4E2	1.114	6195	2726	Sisma Y SLV	0	82.1	0	0	2.4E2	1.114
6196	2726	Sisma X SLO	61.1	0	0	0	2.4E2	1.114	6197	2726	Sisma Y SLO	0	61.1	0	0	2.4E2	1.114
6198	2727	Sisma X SLV	82.1	0	0	0	2.4E2	1.114	6199	2727	Sisma Y SLV	0	82.1	0	0	2.4E2	1.114
6200	2727	Sisma X SLO	61.1	0	0	0	2.4E2	1.114	6201	2727	Sisma Y SLO	0	61.1	0	0	2.4E2	1.114
6202	2728	Sisma X SLV	82.1	0	0	0	2.4E2	1.114	6203	2728	Sisma Y SLV	0	82.1	0	0	2.4E2	1.114
6204	2728	Sisma X SLO	61.1	0	0	0	2.4E2	1.114	6205	2728	Sisma Y SLO	0	61.1	0	0	2.4E2	1.114
6206	2729	Sisma X SLV	82.1	0	0	0	2.4E2	1.114	6207	2729	Sisma Y SLV	0	82.1	0	0	2.4E2	1.114
6208	2729	Sisma X SLO	61.1	0	0	0	2.4E2	1.114	6209	2729	Sisma Y SLO	0	61.1	0	0	2.4E2	1.114
6210	2730	Sisma X SLV	77.9	0	0	0	2.3E2	1.114	6211	2730	Sisma Y SLV	0	77.9	0	0	2.3E2	1.114
6212	2730	Sisma X SLO	58	0	0	0	2.3E2	1.114	6213	2730	Sisma Y SLO	0	58	0	0	2.3E2	1.114
6214	2731	Sisma X SLV	73.8	0	0	0	2.2E2	1.114	6215	2731	Sisma Y SLV	0	73.8	0	0	2.2E2	1.114
6216	2731	Sisma X SLO	54.9	0	0	0	2.2E2	1.114	6217	2731	Sisma Y SLO	0	54.9	0	0	2.2E2	1.114
6218	2732	Sisma X SLV	73.8	0	0	0	2.2E2	1.114	6219	2732	Sisma Y SLV	0	73.8	0	0	2.2E2	1.114
6220	2732	Sisma X SLO	54.9	0	0	0	2.2E2	1.114	6221	2732	Sisma Y SLO	0	54.9	0	0	2.2E2	1.114
6222	2733	Sisma X SLV	73.8	0	0	0	2.2E2	1.114	6223	2733	Sisma Y SLV	0	73.8	0	0	2.2E2	1.114
6224	2733	Sisma X SLO	54.9	0	0	0	2.2E2	1.114	6225	2733	Sisma Y SLO	0	54.9	0	0	2.2E2	1.114
6226	2734	Sisma X SLV	73.8	0	0	0	2.2E2	1.114	6227	2734	Sisma Y SLV	0	73.8	0	0	2.2E2	1.114
6228	2734	Sisma X SLO	54.9	0	0	0	2.2E2	1.114	6229	2734	Sisma Y SLO	0	54.9	0	0	2.2E2	1.114

**PIAZZALE TRIAGE-FABBRICATO-ALLEGATO
ALLA REL. PREDIMENSIONAMENTO
STRUTTURE**

Codice documento
SF0272_F0

<i>Rev</i>	<i>Data</i>
F0	20/06/2011

Indice	Nodo	Condizione	Fx	Fy	Fz	Mz	Peso	Gamma	Indice	Nodo	Condizione	Fx	Fy	Fz	Mz	Peso	Gamma
6230	2735	Sisma X SLV	73.8	0	0	0	2.2E2	1.114	6231	2735	Sisma Y SLV	0	73.8	0	0	2.2E2	1.114
6232	2735	Sisma X SLO	54.9	0	0	0	2.2E2	1.114	6233	2735	Sisma Y SLO	0	54.9	0	0	2.2E2	1.114
6234	2736	Sisma X SLV	73.8	0	0	0	2.2E2	1.114	6235	2736	Sisma Y SLV	0	73.8	0	0	2.2E2	1.114
6236	2736	Sisma X SLO	54.9	0	0	0	2.2E2	1.114	6237	2736	Sisma Y SLO	0	54.9	0	0	2.2E2	1.114
6238	2737	Sisma X SLV	73.8	0	0	0	2.2E2	1.114	6239	2737	Sisma Y SLV	0	73.8	0	0	2.2E2	1.114
6240	2737	Sisma X SLO	54.9	0	0	0	2.2E2	1.114	6241	2737	Sisma Y SLO	0	54.9	0	0	2.2E2	1.114
6242	2738	Sisma X SLV	73.8	0	0	0	2.2E2	1.114	6243	2738	Sisma Y SLV	0	73.8	0	0	2.2E2	1.114
6244	2738	Sisma X SLO	54.9	0	0	0	2.2E2	1.114	6245	2738	Sisma Y SLO	0	54.9	0	0	2.2E2	1.114
6246	2739	Sisma X SLV	73.8	0	0	0	2.2E2	1.114	6247	2739	Sisma Y SLV	0	73.8	0	0	2.2E2	1.114
6248	2739	Sisma X SLO	54.9	0	0	0	2.2E2	1.114	6249	2739	Sisma Y SLO	0	54.9	0	0	2.2E2	1.114
6250	2740	Sisma X SLV	73.8	0	0	0	2.2E2	1.114	6251	2740	Sisma Y SLV	0	73.8	0	0	2.2E2	1.114
6252	2740	Sisma X SLO	54.9	0	0	0	2.2E2	1.114	6253	2740	Sisma Y SLO	0	54.9	0	0	2.2E2	1.114
6254	2741	Sisma X SLV	73.8	0	0	0	2.2E2	1.114	6255	2741	Sisma Y SLV	0	73.8	0	0	2.2E2	1.114
6256	2741	Sisma X SLO	54.9	0	0	0	2.2E2	1.114	6257	2741	Sisma Y SLO	0	54.9	0	0	2.2E2	1.114
6258	2742	Sisma X SLV	73.8	0	0	0	2.2E2	1.114	6259	2742	Sisma Y SLV	0	73.8	0	0	2.2E2	1.114
6260	2742	Sisma X SLO	54.9	0	0	0	2.2E2	1.114	6261	2742	Sisma Y SLO	0	54.9	0	0	2.2E2	1.114
6262	2743	Sisma X SLV	73.8	0	0	0	2.2E2	1.114	6263	2743	Sisma Y SLV	0	73.8	0	0	2.2E2	1.114
6264	2743	Sisma X SLO	54.9	0	0	0	2.2E2	1.114	6265	2743	Sisma Y SLO	0	54.9	0	0	2.2E2	1.114
6266	2744	Sisma X SLV	73.8	0	0	0	2.2E2	1.114	6267	2744	Sisma Y SLV	0	73.8	0	0	2.2E2	1.114
6268	2744	Sisma X SLO	54.9	0	0	0	2.2E2	1.114	6269	2744	Sisma Y SLO	0	54.9	0	0	2.2E2	1.114
6270	2745	Sisma X SLV	73.8	0	0	0	2.2E2	1.114	6271	2745	Sisma Y SLV	0	73.8	0	0	2.2E2	1.114
6272	2745	Sisma X SLO	54.9	0	0	0	2.2E2	1.114	6273	2745	Sisma Y SLO	0	54.9	0	0	2.2E2	1.114
6274	2746	Sisma X SLV	73.8	0	0	0	2.2E2	1.114	6275	2746	Sisma Y SLV	0	73.8	0	0	2.2E2	1.114
6276	2746	Sisma X SLO	54.9	0	0	0	2.2E2	1.114	6277	2746	Sisma Y SLO	0	54.9	0	0	2.2E2	1.114
6278	2747	Sisma X SLV	73.8	0	0	0	2.2E2	1.114	6279	2747	Sisma Y SLV	0	73.8	0	0	2.2E2	1.114
6280	2747	Sisma X SLO	54.9	0	0	0	2.2E2	1.114	6281	2747	Sisma Y SLO	0	54.9	0	0	2.2E2	1.114
6282	2748	Sisma X SLV	73.8	0	0	0	2.2E2	1.114	6283	2748	Sisma Y SLV	0	73.8	0	0	2.2E2	1.114

**PIAZZALE TRIAGE-FABBRICATO-ALLEGATO
ALLA REL. PREDIMENSIONAMENTO
STRUTTURE**

Codice documento
SF0272_F0

<i>Rev</i> F0	<i>Data</i> 20/06/2011
------------------	---------------------------

Indice	Nodo	Condizione	Fx	Fy	Fz	Mz	Peso	Gamma	Indice	Nodo	Condizione	Fx	Fy	Fz	Mz	Peso	Gamma
6284	2748	Sisma X SLO	54.9	0	0	0	2.2E2	1.114	6285	2748	Sisma Y SLO	0	54.9	0	0	2.2E2	1.114
6286	2749	Sisma X SLV	73.8	0	0	0	2.2E2	1.114	6287	2749	Sisma Y SLV	0	73.8	0	0	2.2E2	1.114
6288	2749	Sisma X SLO	54.9	0	0	0	2.2E2	1.114	6289	2749	Sisma Y SLO	0	54.9	0	0	2.2E2	1.114
6290	2750	Sisma X SLV	73.8	0	0	0	2.2E2	1.114	6291	2750	Sisma Y SLV	0	73.8	0	0	2.2E2	1.114
6292	2750	Sisma X SLO	54.9	0	0	0	2.2E2	1.114	6293	2750	Sisma Y SLO	0	54.9	0	0	2.2E2	1.114
6294	2751	Sisma X SLV	112.2	0	0	0	3.3E2	1.114	6295	2751	Sisma Y SLV	0	112.2	0	0	3.3E2	1.114
6296	2751	Sisma X SLO	83.6	0	0	0	3.3E2	1.114	6297	2751	Sisma Y SLO	0	83.6	0	0	3.3E2	1.114
6298	2752	Sisma X SLV	79.6	0	0	0	2.3E2	1.114	6299	2752	Sisma Y SLV	0	79.6	0	0	2.3E2	1.114
6300	2752	Sisma X SLO	59.3	0	0	0	2.3E2	1.114	6301	2752	Sisma Y SLO	0	59.3	0	0	2.3E2	1.114
6302	2753	Sisma X SLV	79.6	0	0	0	2.3E2	1.114	6303	2753	Sisma Y SLV	0	79.6	0	0	2.3E2	1.114
6304	2753	Sisma X SLO	59.3	0	0	0	2.3E2	1.114	6305	2753	Sisma Y SLO	0	59.3	0	0	2.3E2	1.114
6306	2754	Sisma X SLV	79.6	0	0	0	2.3E2	1.114	6307	2754	Sisma Y SLV	0	79.6	0	0	2.3E2	1.114
6308	2754	Sisma X SLO	59.3	0	0	0	2.3E2	1.114	6309	2754	Sisma Y SLO	0	59.3	0	0	2.3E2	1.114
6310	2755	Sisma X SLV	79.6	0	0	0	2.3E2	1.114	6311	2755	Sisma Y SLV	0	79.6	0	0	2.3E2	1.114
6312	2755	Sisma X SLO	59.3	0	0	0	2.3E2	1.114	6313	2755	Sisma Y SLO	0	59.3	0	0	2.3E2	1.114
6314	2756	Sisma X SLV	79.6	0	0	0	2.3E2	1.114	6315	2756	Sisma Y SLV	0	79.6	0	0	2.3E2	1.114
6316	2756	Sisma X SLO	59.3	0	0	0	2.3E2	1.114	6317	2756	Sisma Y SLO	0	59.3	0	0	2.3E2	1.114
6318	2757	Sisma X SLV	39.8	0	0	0	1.2E2	1.114	6319	2757	Sisma Y SLV	0	39.8	0	0	1.2E2	1.114
6320	2757	Sisma X SLO	29.6	0	0	0	1.2E2	1.114	6321	2757	Sisma Y SLO	0	29.6	0	0	1.2E2	1.114
6322	2758	Sisma X SLV	80.4	0	0	0	2.4E2	1.114	6323	2758	Sisma Y SLV	0	80.4	0	0	2.4E2	1.114
6324	2758	Sisma X SLO	59.8	0	0	0	2.4E2	1.114	6325	2758	Sisma Y SLO	0	59.8	0	0	2.4E2	1.114
6326	2759	Sisma X SLV	80	0	0	0	2.3E2	1.114	6327	2759	Sisma Y SLV	0	80	0	0	2.3E2	1.114
6328	2759	Sisma X SLO	59.6	0	0	0	2.3E2	1.114	6329	2759	Sisma Y SLO	0	59.6	0	0	2.3E2	1.114
6330	2760	Sisma X SLV	80	0	0	0	2.3E2	1.114	6331	2760	Sisma Y SLV	0	80	0	0	2.3E2	1.114
6332	2760	Sisma X SLO	59.6	0	0	0	2.3E2	1.114	6333	2760	Sisma Y SLO	0	59.6	0	0	2.3E2	1.114
6334	2761	Sisma X SLV	80	0	0	0	2.3E2	1.114	6335	2761	Sisma Y SLV	0	80	0	0	2.3E2	1.114
6336	2761	Sisma X SLO	59.6	0	0	0	2.3E2	1.114	6337	2761	Sisma Y SLO	0	59.6	0	0	2.3E2	1.114

**PIAZZALE TRIAGE-FABBRICATO-ALLEGATO
ALLA REL. PREDIMENSIONAMENTO
STRUTTURE**

Codice documento
SF0272_F0

<i>Rev</i>	<i>Data</i>
F0	20/06/2011

Indice	Nodo	Condizione	Fx	Fy	Fz	Mz	Peso	Gamma	Indice	Nodo	Condizione	Fx	Fy	Fz	Mz	Peso	Gamma
6338	2762	Sisma X SLV	81.5	0	0	0	2.4E2	1.114	6339	2762	Sisma Y SLV	0	81.5	0	0	2.4E2	1.114
6340	2762	Sisma X SLO	60.7	0	0	0	2.4E2	1.114	6341	2762	Sisma Y SLO	0	60.7	0	0	2.4E2	1.114
6342	2763	Sisma X SLV	82.9	0	0	0	2.4E2	1.114	6343	2763	Sisma Y SLV	0	82.9	0	0	2.4E2	1.114
6344	2763	Sisma X SLO	61.7	0	0	0	2.4E2	1.114	6345	2763	Sisma Y SLO	0	61.7	0	0	2.4E2	1.114
6346	2764	Sisma X SLV	82.9	0	0	0	2.4E2	1.114	6347	2764	Sisma Y SLV	0	82.9	0	0	2.4E2	1.114
6348	2764	Sisma X SLO	61.7	0	0	0	2.4E2	1.114	6349	2764	Sisma Y SLO	0	61.7	0	0	2.4E2	1.114
6350	2765	Sisma X SLV	82.9	0	0	0	2.4E2	1.114	6351	2765	Sisma Y SLV	0	82.9	0	0	2.4E2	1.114
6352	2765	Sisma X SLO	61.7	0	0	0	2.4E2	1.114	6353	2765	Sisma Y SLO	0	61.7	0	0	2.4E2	1.114
6354	2766	Sisma X SLV	82.9	0	0	0	2.4E2	1.114	6355	2766	Sisma Y SLV	0	82.9	0	0	2.4E2	1.114
6356	2766	Sisma X SLO	61.7	0	0	0	2.4E2	1.114	6357	2766	Sisma Y SLO	0	61.7	0	0	2.4E2	1.114
6358	2767	Sisma X SLV	84.9	0	0	0	2.5E2	1.114	6359	2767	Sisma Y SLV	0	84.9	0	0	2.5E2	1.114
6360	2767	Sisma X SLO	63.2	0	0	0	2.5E2	1.114	6361	2767	Sisma Y SLO	0	63.2	0	0	2.5E2	1.114
6362	2768	Sisma X SLV	86.8	0	0	0	2.5E2	1.114	6363	2768	Sisma Y SLV	0	86.8	0	0	2.5E2	1.114
6364	2768	Sisma X SLO	64.7	0	0	0	2.5E2	1.114	6365	2768	Sisma Y SLO	0	64.7	0	0	2.5E2	1.114
6366	2769	Sisma X SLV	86.8	0	0	0	2.5E2	1.114	6367	2769	Sisma Y SLV	0	86.8	0	0	2.5E2	1.114
6368	2769	Sisma X SLO	64.7	0	0	0	2.5E2	1.114	6369	2769	Sisma Y SLO	0	64.7	0	0	2.5E2	1.114
6370	2770	Sisma X SLV	86.8	0	0	0	2.5E2	1.114	6371	2770	Sisma Y SLV	0	86.8	0	0	2.5E2	1.114
6372	2770	Sisma X SLO	64.7	0	0	0	2.5E2	1.114	6373	2770	Sisma Y SLO	0	64.7	0	0	2.5E2	1.114
6374	2771	Sisma X SLV	83.8	0	0	0	2.5E2	1.114	6375	2771	Sisma Y SLV	0	83.8	0	0	2.5E2	1.114
6376	2771	Sisma X SLO	62.4	0	0	0	2.5E2	1.114	6377	2771	Sisma Y SLO	0	62.4	0	0	2.5E2	1.114
6378	2772	Sisma X SLV	40	0	0	0	1.2E2	1.114	6379	2772	Sisma Y SLV	0	40	0	0	1.2E2	1.114
6380	2772	Sisma X SLO	29.8	0	0	0	1.2E2	1.114	6381	2772	Sisma Y SLO	0	29.8	0	0	1.2E2	1.114
6382	2773	Sisma X SLV	80	0	0	0	2.3E2	1.114	6383	2773	Sisma Y SLV	0	80	0	0	2.3E2	1.114
6384	2773	Sisma X SLO	59.6	0	0	0	2.3E2	1.114	6385	2773	Sisma Y SLO	0	59.6	0	0	2.3E2	1.114
6386	2774	Sisma X SLV	80	0	0	0	2.3E2	1.114	6387	2774	Sisma Y SLV	0	80	0	0	2.3E2	1.114
6388	2774	Sisma X SLO	59.6	0	0	0	2.3E2	1.114	6389	2774	Sisma Y SLO	0	59.6	0	0	2.3E2	1.114
6390	2775	Sisma X SLV	80	0	0	0	2.3E2	1.114	6391	2775	Sisma Y SLV	0	80	0	0	2.3E2	1.114

**PIAZZALE TRIAGE-FABBRICATO-ALLEGATO
ALLA REL. PREDIMENSIONAMENTO
STRUTTURE**

Codice documento
SF0272_F0

<i>Rev</i> F0	<i>Data</i> 20/06/2011
------------------	---------------------------

Indice	Nodo	Condizione	Fx	Fy	Fz	Mz	Peso	Gamma	Indice	Nodo	Condizione	Fx	Fy	Fz	Mz	Peso	Gamma
6392	2775	Sisma X SLO	59.6	0	0	0	2.3E2	1.114	6393	2775	Sisma Y SLO	0	59.6	0	0	2.3E2	1.114
6394	2776	Sisma X SLV	80	0	0	0	2.3E2	1.114	6395	2776	Sisma Y SLV	0	80	0	0	2.3E2	1.114
6396	2776	Sisma X SLO	59.6	0	0	0	2.3E2	1.114	6397	2776	Sisma Y SLO	0	59.6	0	0	2.3E2	1.114
6398	2777	Sisma X SLV	80	0	0	0	2.3E2	1.114	6399	2777	Sisma Y SLV	0	80	0	0	2.3E2	1.114
6400	2777	Sisma X SLO	59.6	0	0	0	2.3E2	1.114	6401	2777	Sisma Y SLO	0	59.6	0	0	2.3E2	1.114
6402	2778	Sisma X SLV	80	0	0	0	2.3E2	1.114	6403	2778	Sisma Y SLV	0	80	0	0	2.3E2	1.114
6404	2778	Sisma X SLO	59.6	0	0	0	2.3E2	1.114	6405	2778	Sisma Y SLO	0	59.6	0	0	2.3E2	1.114
6406	2779	Sisma X SLV	115.5	0	0	0	3.4E2	1.114	6407	2779	Sisma Y SLV	0	115.5	0	0	3.4E2	1.114
6408	2779	Sisma X SLO	86	0	0	0	3.4E2	1.114	6409	2779	Sisma Y SLO	0	86	0	0	3.4E2	1.114
6410	2780	Sisma X SLV	79.9	0	0	0	2.3E2	1.114	6411	2780	Sisma Y SLV	0	79.9	0	0	2.3E2	1.114
6412	2780	Sisma X SLO	59.5	0	0	0	2.3E2	1.114	6413	2780	Sisma Y SLO	0	59.5	0	0	2.3E2	1.114
6414	2781	Sisma X SLV	79.9	0	0	0	2.3E2	1.114	6415	2781	Sisma Y SLV	0	79.9	0	0	2.3E2	1.114
6416	2781	Sisma X SLO	59.5	0	0	0	2.3E2	1.114	6417	2781	Sisma Y SLO	0	59.5	0	0	2.3E2	1.114
6418	2782	Sisma X SLV	79.9	0	0	0	2.3E2	1.114	6419	2782	Sisma Y SLV	0	79.9	0	0	2.3E2	1.114
6420	2782	Sisma X SLO	59.5	0	0	0	2.3E2	1.114	6421	2782	Sisma Y SLO	0	59.5	0	0	2.3E2	1.114
6422	2783	Sisma X SLV	79.9	0	0	0	2.3E2	1.114	6423	2783	Sisma Y SLV	0	79.9	0	0	2.3E2	1.114
6424	2783	Sisma X SLO	59.5	0	0	0	2.3E2	1.114	6425	2783	Sisma Y SLO	0	59.5	0	0	2.3E2	1.114
6426	2784	Sisma X SLV	79.9	0	0	0	2.3E2	1.114	6427	2784	Sisma Y SLV	0	79.9	0	0	2.3E2	1.114
6428	2784	Sisma X SLO	59.5	0	0	0	2.3E2	1.114	6429	2784	Sisma Y SLO	0	59.5	0	0	2.3E2	1.114
6430	2785	Sisma X SLV	79.9	0	0	0	2.3E2	1.114	6431	2785	Sisma Y SLV	0	79.9	0	0	2.3E2	1.114
6432	2785	Sisma X SLO	59.5	0	0	0	2.3E2	1.114	6433	2785	Sisma Y SLO	0	59.5	0	0	2.3E2	1.114
6434	2786	Sisma X SLV	78.9	0	0	0	2.3E2	1.114	6435	2786	Sisma Y SLV	0	78.9	0	0	2.3E2	1.114
6436	2786	Sisma X SLO	58.8	0	0	0	2.3E2	1.114	6437	2786	Sisma Y SLO	0	58.8	0	0	2.3E2	1.114
6438	2787	Sisma X SLV	78	0	0	0	2.3E2	1.114	6439	2787	Sisma Y SLV	0	78	0	0	2.3E2	1.114
6440	2787	Sisma X SLO	58.1	0	0	0	2.3E2	1.114	6441	2787	Sisma Y SLO	0	58.1	0	0	2.3E2	1.114
6442	2788	Sisma X SLV	78	0	0	0	2.3E2	1.114	6443	2788	Sisma Y SLV	0	78	0	0	2.3E2	1.114
6444	2788	Sisma X SLO	58.1	0	0	0	2.3E2	1.114	6445	2788	Sisma Y SLO	0	58.1	0	0	2.3E2	1.114

**PIAZZALE TRIAGE-FABBRICATO-ALLEGATO
ALLA REL. PREDIMENSIONAMENTO
STRUTTURE**

Codice documento
SF0272_F0

<i>Rev</i>	<i>Data</i>
F0	20/06/2011

Indice	Nodo	Condizione	Fx	Fy	Fz	Mz	Peso	Gamma	Indice	Nodo	Condizione	Fx	Fy	Fz	Mz	Peso	Gamma
6446	2789	Sisma X SLV	78	0	0	0	2.3E2	1.114	6447	2789	Sisma Y SLV	0	78	0	0	2.3E2	1.114
6448	2789	Sisma X SLO	58.1	0	0	0	2.3E2	1.114	6449	2789	Sisma Y SLO	0	58.1	0	0	2.3E2	1.114
6450	2790	Sisma X SLV	78	0	0	0	2.3E2	1.114	6451	2790	Sisma Y SLV	0	78	0	0	2.3E2	1.114
6452	2790	Sisma X SLO	58.1	0	0	0	2.3E2	1.114	6453	2790	Sisma Y SLO	0	58.1	0	0	2.3E2	1.114
6454	2791	Sisma X SLV	78	0	0	0	2.3E2	1.114	6455	2791	Sisma Y SLV	0	78	0	0	2.3E2	1.114
6456	2791	Sisma X SLO	58.1	0	0	0	2.3E2	1.114	6457	2791	Sisma Y SLO	0	58.1	0	0	2.3E2	1.114
6458	2792	Sisma X SLV	78	0	0	0	2.3E2	1.114	6459	2792	Sisma Y SLV	0	78	0	0	2.3E2	1.114
6460	2792	Sisma X SLO	58.1	0	0	0	2.3E2	1.114	6461	2792	Sisma Y SLO	0	58.1	0	0	2.3E2	1.114
6462	2793	Sisma X SLV	79.4	0	0	0	2.3E2	1.114	6463	2793	Sisma Y SLV	0	79.4	0	0	2.3E2	1.114
6464	2793	Sisma X SLO	59.1	0	0	0	2.3E2	1.114	6465	2793	Sisma Y SLO	0	59.1	0	0	2.3E2	1.114
6466	2794	Sisma X SLV	80.7	0	0	0	2.4E2	1.114	6467	2794	Sisma Y SLV	0	80.7	0	0	2.4E2	1.114
6468	2794	Sisma X SLO	60.1	0	0	0	2.4E2	1.114	6469	2794	Sisma Y SLO	0	60.1	0	0	2.4E2	1.114
6470	2795	Sisma X SLV	71	0	0	0	2.1E2	1.114	6471	2795	Sisma Y SLV	0	71	0	0	2.1E2	1.114
6472	2795	Sisma X SLO	52.9	0	0	0	2.1E2	1.114	6473	2795	Sisma Y SLO	0	52.9	0	0	2.1E2	1.114
6474	2796	Sisma X SLV	80.7	0	0	0	2.4E2	1.114	6475	2796	Sisma Y SLV	0	80.7	0	0	2.4E2	1.114
6476	2796	Sisma X SLO	60.1	0	0	0	2.4E2	1.114	6477	2796	Sisma Y SLO	0	60.1	0	0	2.4E2	1.114
6478	2797	Sisma X SLV	80.7	0	0	0	2.4E2	1.114	6479	2797	Sisma Y SLV	0	80.7	0	0	2.4E2	1.114
6480	2797	Sisma X SLO	60.1	0	0	0	2.4E2	1.114	6481	2797	Sisma Y SLO	0	60.1	0	0	2.4E2	1.114
6482	2798	Sisma X SLV	71	0	0	0	2.1E2	1.114	6483	2798	Sisma Y SLV	0	71	0	0	2.1E2	1.114
6484	2798	Sisma X SLO	52.9	0	0	0	2.1E2	1.114	6485	2798	Sisma Y SLO	0	52.9	0	0	2.1E2	1.114
6486	2799	Sisma X SLV	80.7	0	0	0	2.4E2	1.114	6487	2799	Sisma Y SLV	0	80.7	0	0	2.4E2	1.114
6488	2799	Sisma X SLO	60.1	0	0	0	2.4E2	1.114	6489	2799	Sisma Y SLO	0	60.1	0	0	2.4E2	1.114
6490	2800	Sisma X SLV	80.7	0	0	0	2.4E2	1.114	6491	2800	Sisma Y SLV	0	80.7	0	0	2.4E2	1.114
6492	2800	Sisma X SLO	60.1	0	0	0	2.4E2	1.114	6493	2800	Sisma Y SLO	0	60.1	0	0	2.4E2	1.114
6494	2801	Sisma X SLV	71	0	0	0	2.1E2	1.114	6495	2801	Sisma Y SLV	0	71	0	0	2.1E2	1.114
6496	2801	Sisma X SLO	52.9	0	0	0	2.1E2	1.114	6497	2801	Sisma Y SLO	0	52.9	0	0	2.1E2	1.114
6498	2802	Sisma X SLV	80.7	0	0	0	2.4E2	1.114	6499	2802	Sisma Y SLV	0	80.7	0	0	2.4E2	1.114

**PIAZZALE TRIAGE-FABBRICATO-ALLEGATO
ALLA REL. PREDIMENSIONAMENTO
STRUTTURE**

Codice documento
SF0272_F0

<i>Rev</i>	<i>Data</i>
F0	20/06/2011

Indice	Nodo	Condizione	Fx	Fy	Fz	Mz	Peso	Gamma	Indice	Nodo	Condizione	Fx	Fy	Fz	Mz	Peso	Gamma
6500	2802	Sisma X SLO	60.1	0	0	0	2.4E2	1.114	6501	2802	Sisma Y SLO	0	60.1	0	0	2.4E2	1.114
6502	2803	Sisma X SLV	80.7	0	0	0	2.4E2	1.114	6503	2803	Sisma Y SLV	0	80.7	0	0	2.4E2	1.114
6504	2803	Sisma X SLO	60.1	0	0	0	2.4E2	1.114	6505	2803	Sisma Y SLO	0	60.1	0	0	2.4E2	1.114
6506	2804	Sisma X SLV	71	0	0	0	2.1E2	1.114	6507	2804	Sisma Y SLV	0	71	0	0	2.1E2	1.114
6508	2804	Sisma X SLO	52.9	0	0	0	2.1E2	1.114	6509	2804	Sisma Y SLO	0	52.9	0	0	2.1E2	1.114
6510	2805	Sisma X SLV	80.7	0	0	0	2.4E2	1.114	6511	2805	Sisma Y SLV	0	80.7	0	0	2.4E2	1.114
6512	2805	Sisma X SLO	60.1	0	0	0	2.4E2	1.114	6513	2805	Sisma Y SLO	0	60.1	0	0	2.4E2	1.114
6514	2806	Sisma X SLV	80.7	0	0	0	2.4E2	1.114	6515	2806	Sisma Y SLV	0	80.7	0	0	2.4E2	1.114
6516	2806	Sisma X SLO	60.1	0	0	0	2.4E2	1.114	6517	2806	Sisma Y SLO	0	60.1	0	0	2.4E2	1.114
6518	2807	Sisma X SLV	71	0	0	0	2.1E2	1.114	6519	2807	Sisma Y SLV	0	71	0	0	2.1E2	1.114
6520	2807	Sisma X SLO	52.9	0	0	0	2.1E2	1.114	6521	2807	Sisma Y SLO	0	52.9	0	0	2.1E2	1.114
6522	2808	Sisma X SLV	80.7	0	0	0	2.4E2	1.114	6523	2808	Sisma Y SLV	0	80.7	0	0	2.4E2	1.114
6524	2808	Sisma X SLO	60.1	0	0	0	2.4E2	1.114	6525	2808	Sisma Y SLO	0	60.1	0	0	2.4E2	1.114
6526	2809	Sisma X SLV	80.7	0	0	0	2.4E2	1.114	6527	2809	Sisma Y SLV	0	80.7	0	0	2.4E2	1.114
6528	2809	Sisma X SLO	60.1	0	0	0	2.4E2	1.114	6529	2809	Sisma Y SLO	0	60.1	0	0	2.4E2	1.114
6530	2810	Sisma X SLV	71	0	0	0	2.1E2	1.114	6531	2810	Sisma Y SLV	0	71	0	0	2.1E2	1.114
6532	2810	Sisma X SLO	52.9	0	0	0	2.1E2	1.114	6533	2810	Sisma Y SLO	0	52.9	0	0	2.1E2	1.114
6534	2811	Sisma X SLV	80.7	0	0	0	2.4E2	1.114	6535	2811	Sisma Y SLV	0	80.7	0	0	2.4E2	1.114
6536	2811	Sisma X SLO	60.1	0	0	0	2.4E2	1.114	6537	2811	Sisma Y SLO	0	60.1	0	0	2.4E2	1.114
6538	2812	Sisma X SLV	80.7	0	0	0	2.4E2	1.114	6539	2812	Sisma Y SLV	0	80.7	0	0	2.4E2	1.114
6540	2812	Sisma X SLO	60.1	0	0	0	2.4E2	1.114	6541	2812	Sisma Y SLO	0	60.1	0	0	2.4E2	1.114
6542	2813	Sisma X SLV	71	0	0	0	2.1E2	1.114	6543	2813	Sisma Y SLV	0	71	0	0	2.1E2	1.114
6544	2813	Sisma X SLO	52.9	0	0	0	2.1E2	1.114	6545	2813	Sisma Y SLO	0	52.9	0	0	2.1E2	1.114
6546	2814	Sisma X SLV	80.7	0	0	0	2.4E2	1.114	6547	2814	Sisma Y SLV	0	80.7	0	0	2.4E2	1.114
6548	2814	Sisma X SLO	60.1	0	0	0	2.4E2	1.114	6549	2814	Sisma Y SLO	0	60.1	0	0	2.4E2	1.114
6550	2815	Sisma X SLV	80.7	0	0	0	2.4E2	1.114	6551	2815	Sisma Y SLV	0	80.7	0	0	2.4E2	1.114
6552	2815	Sisma X SLO	60.1	0	0	0	2.4E2	1.114	6553	2815	Sisma Y SLO	0	60.1	0	0	2.4E2	1.114

**PIAZZALE TRIAGE-FABBRICATO-ALLEGATO
ALLA REL. PREDIMENSIONAMENTO
STRUTTURE**

Codice documento
SF0272_F0

<i>Rev</i> F0	<i>Data</i> 20/06/2011
------------------	---------------------------

Indice	Nodo	Condizione	Fx	Fy	Fz	Mz	Peso	Gamma	Indice	Nodo	Condizione	Fx	Fy	Fz	Mz	Peso	Gamma
6554	2816	Sisma X SLV	71	0	0	0	2.1E2	1.114	6555	2816	Sisma Y SLV	0	71	0	0	2.1E2	1.114
6556	2816	Sisma X SLO	52.9	0	0	0	2.1E2	1.114	6557	2816	Sisma Y SLO	0	52.9	0	0	2.1E2	1.114
6558	2817	Sisma X SLV	80.7	0	0	0	2.4E2	1.114	6559	2817	Sisma Y SLV	0	80.7	0	0	2.4E2	1.114
6560	2817	Sisma X SLO	60.1	0	0	0	2.4E2	1.114	6561	2817	Sisma Y SLO	0	60.1	0	0	2.4E2	1.114
6562	2818	Sisma X SLV	80.7	0	0	0	2.4E2	1.114	6563	2818	Sisma Y SLV	0	80.7	0	0	2.4E2	1.114
6564	2818	Sisma X SLO	60.1	0	0	0	2.4E2	1.114	6565	2818	Sisma Y SLO	0	60.1	0	0	2.4E2	1.114
6566	2819	Sisma X SLV	71	0	0	0	2.1E2	1.114	6567	2819	Sisma Y SLV	0	71	0	0	2.1E2	1.114
6568	2819	Sisma X SLO	52.9	0	0	0	2.1E2	1.114	6569	2819	Sisma Y SLO	0	52.9	0	0	2.1E2	1.114
6570	2820	Sisma X SLV	80.7	0	0	0	2.4E2	1.114	6571	2820	Sisma Y SLV	0	80.7	0	0	2.4E2	1.114
6572	2820	Sisma X SLO	60.1	0	0	0	2.4E2	1.114	6573	2820	Sisma Y SLO	0	60.1	0	0	2.4E2	1.114
6574	2821	Sisma X SLV	80.7	0	0	0	2.4E2	1.114	6575	2821	Sisma Y SLV	0	80.7	0	0	2.4E2	1.114
6576	2821	Sisma X SLO	60.1	0	0	0	2.4E2	1.114	6577	2821	Sisma Y SLO	0	60.1	0	0	2.4E2	1.114
6578	2822	Sisma X SLV	71	0	0	0	2.1E2	1.114	6579	2822	Sisma Y SLV	0	71	0	0	2.1E2	1.114
6580	2822	Sisma X SLO	52.9	0	0	0	2.1E2	1.114	6581	2822	Sisma Y SLO	0	52.9	0	0	2.1E2	1.114
6582	2823	Sisma X SLV	80.7	0	0	0	2.4E2	1.114	6583	2823	Sisma Y SLV	0	80.7	0	0	2.4E2	1.114
6584	2823	Sisma X SLO	60.1	0	0	0	2.4E2	1.114	6585	2823	Sisma Y SLO	0	60.1	0	0	2.4E2	1.114
6586	2824	Sisma X SLV	80.7	0	0	0	2.4E2	1.114	6587	2824	Sisma Y SLV	0	80.7	0	0	2.4E2	1.114
6588	2824	Sisma X SLO	60.1	0	0	0	2.4E2	1.114	6589	2824	Sisma Y SLO	0	60.1	0	0	2.4E2	1.114
6590	2825	Sisma X SLV	71	0	0	0	2.1E2	1.114	6591	2825	Sisma Y SLV	0	71	0	0	2.1E2	1.114
6592	2825	Sisma X SLO	52.9	0	0	0	2.1E2	1.114	6593	2825	Sisma Y SLO	0	52.9	0	0	2.1E2	1.114
6594	2826	Sisma X SLV	80.7	0	0	0	2.4E2	1.114	6595	2826	Sisma Y SLV	0	80.7	0	0	2.4E2	1.114
6596	2826	Sisma X SLO	60.1	0	0	0	2.4E2	1.114	6597	2826	Sisma Y SLO	0	60.1	0	0	2.4E2	1.114
6598	2827	Sisma X SLV	80.7	0	0	0	2.4E2	1.114	6599	2827	Sisma Y SLV	0	80.7	0	0	2.4E2	1.114
6600	2827	Sisma X SLO	60.1	0	0	0	2.4E2	1.114	6601	2827	Sisma Y SLO	0	60.1	0	0	2.4E2	1.114
6602	2828	Sisma X SLV	71	0	0	0	2.1E2	1.114	6603	2828	Sisma Y SLV	0	71	0	0	2.1E2	1.114
6604	2828	Sisma X SLO	52.9	0	0	0	2.1E2	1.114	6605	2828	Sisma Y SLO	0	52.9	0	0	2.1E2	1.114
6606	2829	Sisma X SLV	80.7	0	0	0	2.4E2	1.114	6607	2829	Sisma Y SLV	0	80.7	0	0	2.4E2	1.114

**PIAZZALE TRIAGE-FABBRICATO-ALLEGATO
ALLA REL. PREDIMENSIONAMENTO
STRUTTURE**

Codice documento
SF0272_F0

<i>Rev</i>	<i>Data</i>
F0	20/06/2011

Indice	Nodo	Condizione	Fx	Fy	Fz	Mz	Peso	Gamma	Indice	Nodo	Condizione	Fx	Fy	Fz	Mz	Peso	Gamma
6608	2829	Sisma X SLO	60.1	0	0	0	2.4E2	1.114	6609	2829	Sisma Y SLO	0	60.1	0	0	2.4E2	1.114
6610	2830	Sisma X SLV	80.7	0	0	0	2.4E2	1.114	6611	2830	Sisma Y SLV	0	80.7	0	0	2.4E2	1.114
6612	2830	Sisma X SLO	60.1	0	0	0	2.4E2	1.114	6613	2830	Sisma Y SLO	0	60.1	0	0	2.4E2	1.114
6614	2831	Sisma X SLV	71	0	0	0	2.1E2	1.114	6615	2831	Sisma Y SLV	0	71	0	0	2.1E2	1.114
6616	2831	Sisma X SLO	52.9	0	0	0	2.1E2	1.114	6617	2831	Sisma Y SLO	0	52.9	0	0	2.1E2	1.114
6618	2832	Sisma X SLV	80.7	0	0	0	2.4E2	1.114	6619	2832	Sisma Y SLV	0	80.7	0	0	2.4E2	1.114
6620	2832	Sisma X SLO	60.1	0	0	0	2.4E2	1.114	6621	2832	Sisma Y SLO	0	60.1	0	0	2.4E2	1.114
6622	2833	Sisma X SLV	80.7	0	0	0	2.4E2	1.114	6623	2833	Sisma Y SLV	0	80.7	0	0	2.4E2	1.114
6624	2833	Sisma X SLO	60.1	0	0	0	2.4E2	1.114	6625	2833	Sisma Y SLO	0	60.1	0	0	2.4E2	1.114
6626	2834	Sisma X SLV	71	0	0	0	2.1E2	1.114	6627	2834	Sisma Y SLV	0	71	0	0	2.1E2	1.114
6628	2834	Sisma X SLO	52.9	0	0	0	2.1E2	1.114	6629	2834	Sisma Y SLO	0	52.9	0	0	2.1E2	1.114
6630	2835	Sisma X SLV	80.7	0	0	0	2.4E2	1.114	6631	2835	Sisma Y SLV	0	80.7	0	0	2.4E2	1.114
6632	2835	Sisma X SLO	60.1	0	0	0	2.4E2	1.114	6633	2835	Sisma Y SLO	0	60.1	0	0	2.4E2	1.114
6634	2836	Sisma X SLV	80.7	0	0	0	2.4E2	1.114	6635	2836	Sisma Y SLV	0	80.7	0	0	2.4E2	1.114
6636	2836	Sisma X SLO	60.1	0	0	0	2.4E2	1.114	6637	2836	Sisma Y SLO	0	60.1	0	0	2.4E2	1.114
6638	2837	Sisma X SLV	71	0	0	0	2.1E2	1.114	6639	2837	Sisma Y SLV	0	71	0	0	2.1E2	1.114
6640	2837	Sisma X SLO	52.9	0	0	0	2.1E2	1.114	6641	2837	Sisma Y SLO	0	52.9	0	0	2.1E2	1.114
6642	2838	Sisma X SLV	80.7	0	0	0	2.4E2	1.114	6643	2838	Sisma Y SLV	0	80.7	0	0	2.4E2	1.114
6644	2838	Sisma X SLO	60.1	0	0	0	2.4E2	1.114	6645	2838	Sisma Y SLO	0	60.1	0	0	2.4E2	1.114
6646	2839	Sisma X SLV	80.7	0	0	0	2.4E2	1.114	6647	2839	Sisma Y SLV	0	80.7	0	0	2.4E2	1.114
6648	2839	Sisma X SLO	60.1	0	0	0	2.4E2	1.114	6649	2839	Sisma Y SLO	0	60.1	0	0	2.4E2	1.114
6650	2840	Sisma X SLV	71	0	0	0	2.1E2	1.114	6651	2840	Sisma Y SLV	0	71	0	0	2.1E2	1.114
6652	2840	Sisma X SLO	52.9	0	0	0	2.1E2	1.114	6653	2840	Sisma Y SLO	0	52.9	0	0	2.1E2	1.114
6654	2841	Sisma X SLV	80.7	0	0	0	2.4E2	1.114	6655	2841	Sisma Y SLV	0	80.7	0	0	2.4E2	1.114
6656	2841	Sisma X SLO	60.1	0	0	0	2.4E2	1.114	6657	2841	Sisma Y SLO	0	60.1	0	0	2.4E2	1.114
6658	2842	Sisma X SLV	80.7	0	0	0	2.4E2	1.114	6659	2842	Sisma Y SLV	0	80.7	0	0	2.4E2	1.114
6660	2842	Sisma X SLO	60.1	0	0	0	2.4E2	1.114	6661	2842	Sisma Y SLO	0	60.1	0	0	2.4E2	1.114

**PIAZZALE TRIAGE-FABBRICATO-ALLEGATO
ALLA REL. PREDIMENSIONAMENTO
STRUTTURE**

Codice documento
SF0272_F0

<i>Rev</i> F0	<i>Data</i> 20/06/2011
------------------	---------------------------

Indice	Nodo	Condizione	Fx	Fy	Fz	Mz	Peso	Gamma	Indice	Nodo	Condizione	Fx	Fy	Fz	Mz	Peso	Gamma
6662	2843	Sisma X SLV	71	0	0	0	2.1E2	1.114	6663	2843	Sisma Y SLV	0	71	0	0	2.1E2	1.114
6664	2843	Sisma X SLO	52.9	0	0	0	2.1E2	1.114	6665	2843	Sisma Y SLO	0	52.9	0	0	2.1E2	1.114
6666	2844	Sisma X SLV	80.7	0	0	0	2.4E2	1.114	6667	2844	Sisma Y SLV	0	80.7	0	0	2.4E2	1.114
6668	2844	Sisma X SLO	60.1	0	0	0	2.4E2	1.114	6669	2844	Sisma Y SLO	0	60.1	0	0	2.4E2	1.114
6670	2845	Sisma X SLV	80.7	0	0	0	2.4E2	1.114	6671	2845	Sisma Y SLV	0	80.7	0	0	2.4E2	1.114
6672	2845	Sisma X SLO	60.1	0	0	0	2.4E2	1.114	6673	2845	Sisma Y SLO	0	60.1	0	0	2.4E2	1.114
6674	2846	Sisma X SLV	71	0	0	0	2.1E2	1.114	6675	2846	Sisma Y SLV	0	71	0	0	2.1E2	1.114
6676	2846	Sisma X SLO	52.9	0	0	0	2.1E2	1.114	6677	2846	Sisma Y SLO	0	52.9	0	0	2.1E2	1.114
6678	2847	Sisma X SLV	80.7	0	0	0	2.4E2	1.114	6679	2847	Sisma Y SLV	0	80.7	0	0	2.4E2	1.114
6680	2847	Sisma X SLO	60.1	0	0	0	2.4E2	1.114	6681	2847	Sisma Y SLO	0	60.1	0	0	2.4E2	1.114
6682	2848	Sisma X SLV	80.7	0	0	0	2.4E2	1.114	6683	2848	Sisma Y SLV	0	80.7	0	0	2.4E2	1.114
6684	2848	Sisma X SLO	60.1	0	0	0	2.4E2	1.114	6685	2848	Sisma Y SLO	0	60.1	0	0	2.4E2	1.114
6686	2849	Sisma X SLV	71	0	0	0	2.1E2	1.114	6687	2849	Sisma Y SLV	0	71	0	0	2.1E2	1.114
6688	2849	Sisma X SLO	52.9	0	0	0	2.1E2	1.114	6689	2849	Sisma Y SLO	0	52.9	0	0	2.1E2	1.114
6690	2850	Sisma X SLV	80.7	0	0	0	2.4E2	1.114	6691	2850	Sisma Y SLV	0	80.7	0	0	2.4E2	1.114
6692	2850	Sisma X SLO	60.1	0	0	0	2.4E2	1.114	6693	2850	Sisma Y SLO	0	60.1	0	0	2.4E2	1.114
6694	2851	Sisma X SLV	80.7	0	0	0	2.4E2	1.114	6695	2851	Sisma Y SLV	0	80.7	0	0	2.4E2	1.114
6696	2851	Sisma X SLO	60.1	0	0	0	2.4E2	1.114	6697	2851	Sisma Y SLO	0	60.1	0	0	2.4E2	1.114
6698	2852	Sisma X SLV	71	0	0	0	2.1E2	1.114	6699	2852	Sisma Y SLV	0	71	0	0	2.1E2	1.114
6700	2852	Sisma X SLO	52.9	0	0	0	2.1E2	1.114	6701	2852	Sisma Y SLO	0	52.9	0	0	2.1E2	1.114
6702	2853	Sisma X SLV	80.7	0	0	0	2.4E2	1.114	6703	2853	Sisma Y SLV	0	80.7	0	0	2.4E2	1.114
6704	2853	Sisma X SLO	60.1	0	0	0	2.4E2	1.114	6705	2853	Sisma Y SLO	0	60.1	0	0	2.4E2	1.114
6706	2854	Sisma X SLV	80.7	0	0	0	2.4E2	1.114	6707	2854	Sisma Y SLV	0	80.7	0	0	2.4E2	1.114
6708	2854	Sisma X SLO	60.1	0	0	0	2.4E2	1.114	6709	2854	Sisma Y SLO	0	60.1	0	0	2.4E2	1.114
6710	2855	Sisma X SLV	71	0	0	0	2.1E2	1.114	6711	2855	Sisma Y SLV	0	71	0	0	2.1E2	1.114
6712	2855	Sisma X SLO	52.9	0	0	0	2.1E2	1.114	6713	2855	Sisma Y SLO	0	52.9	0	0	2.1E2	1.114
6714	2856	Sisma X SLV	80.7	0	0	0	2.4E2	1.114	6715	2856	Sisma Y SLV	0	80.7	0	0	2.4E2	1.114

**PIAZZALE TRIAGE-FABBRICATO-ALLEGATO
ALLA REL. PREDIMENSIONAMENTO
STRUTTURE**

Codice documento
SF0272_F0

<i>Rev</i>	<i>Data</i>
F0	20/06/2011

Indice	Nodo	Condizione	Fx	Fy	Fz	Mz	Peso	Gamma	Indice	Nodo	Condizione	Fx	Fy	Fz	Mz	Peso	Gamma
6716	2856	Sisma X SLO	60.1	0	0	0	2.4E2	1.114	6717	2856	Sisma Y SLO	0	60.1	0	0	2.4E2	1.114
6718	2857	Sisma X SLV	80.7	0	0	0	2.4E2	1.114	6719	2857	Sisma Y SLV	0	80.7	0	0	2.4E2	1.114
6720	2857	Sisma X SLO	60.1	0	0	0	2.4E2	1.114	6721	2857	Sisma Y SLO	0	60.1	0	0	2.4E2	1.114
6722	2858	Sisma X SLV	71	0	0	0	2.1E2	1.114	6723	2858	Sisma Y SLV	0	71	0	0	2.1E2	1.114
6724	2858	Sisma X SLO	52.9	0	0	0	2.1E2	1.114	6725	2858	Sisma Y SLO	0	52.9	0	0	2.1E2	1.114
6726	2859	Sisma X SLV	80.7	0	0	0	2.4E2	1.114	6727	2859	Sisma Y SLV	0	80.7	0	0	2.4E2	1.114
6728	2859	Sisma X SLO	60.1	0	0	0	2.4E2	1.114	6729	2859	Sisma Y SLO	0	60.1	0	0	2.4E2	1.114
6730	2860	Sisma X SLV	81	0	0	0	2.4E2	1.114	6731	2860	Sisma Y SLV	0	81	0	0	2.4E2	1.114
6732	2860	Sisma X SLO	60.3	0	0	0	2.4E2	1.114	6733	2860	Sisma Y SLO	0	60.3	0	0	2.4E2	1.114
6734	2861	Sisma X SLV	81.3	0	0	0	2.4E2	1.114	6735	2861	Sisma Y SLV	0	81.3	0	0	2.4E2	1.114
6736	2861	Sisma X SLO	60.6	0	0	0	2.4E2	1.114	6737	2861	Sisma Y SLO	0	60.6	0	0	2.4E2	1.114
6738	2862	Sisma X SLV	81.3	0	0	0	2.4E2	1.114	6739	2862	Sisma Y SLV	0	81.3	0	0	2.4E2	1.114
6740	2862	Sisma X SLO	60.6	0	0	0	2.4E2	1.114	6741	2862	Sisma Y SLO	0	60.6	0	0	2.4E2	1.114
6742	2863	Sisma X SLV	81.3	0	0	0	2.4E2	1.114	6743	2863	Sisma Y SLV	0	81.3	0	0	2.4E2	1.114
6744	2863	Sisma X SLO	60.6	0	0	0	2.4E2	1.114	6745	2863	Sisma Y SLO	0	60.6	0	0	2.4E2	1.114
6746	2864	Sisma X SLV	81.3	0	0	0	2.4E2	1.114	6747	2864	Sisma Y SLV	0	81.3	0	0	2.4E2	1.114
6748	2864	Sisma X SLO	60.6	0	0	0	2.4E2	1.114	6749	2864	Sisma Y SLO	0	60.6	0	0	2.4E2	1.114
6750	2865	Sisma X SLV	81.7	0	0	0	2.4E2	1.114	6751	2865	Sisma Y SLV	0	81.7	0	0	2.4E2	1.114
6752	2865	Sisma X SLO	60.8	0	0	0	2.4E2	1.114	6753	2865	Sisma Y SLO	0	60.8	0	0	2.4E2	1.114
6754	2866	Sisma X SLV	82.1	0	0	0	2.4E2	1.114	6755	2866	Sisma Y SLV	0	82.1	0	0	2.4E2	1.114
6756	2866	Sisma X SLO	61.1	0	0	0	2.4E2	1.114	6757	2866	Sisma Y SLO	0	61.1	0	0	2.4E2	1.114
6758	2867	Sisma X SLV	82.1	0	0	0	2.4E2	1.114	6759	2867	Sisma Y SLV	0	82.1	0	0	2.4E2	1.114
6760	2867	Sisma X SLO	61.1	0	0	0	2.4E2	1.114	6761	2867	Sisma Y SLO	0	61.1	0	0	2.4E2	1.114
6762	2868	Sisma X SLV	82.1	0	0	0	2.4E2	1.114	6763	2868	Sisma Y SLV	0	82.1	0	0	2.4E2	1.114
6764	2868	Sisma X SLO	61.1	0	0	0	2.4E2	1.114	6765	2868	Sisma Y SLO	0	61.1	0	0	2.4E2	1.114
6766	2869	Sisma X SLV	82.1	0	0	0	2.4E2	1.114	6767	2869	Sisma Y SLV	0	82.1	0	0	2.4E2	1.114
6768	2869	Sisma X SLO	61.1	0	0	0	2.4E2	1.114	6769	2869	Sisma Y SLO	0	61.1	0	0	2.4E2	1.114

**PIAZZALE TRIAGE-FABBRICATO-ALLEGATO
ALLA REL. PREDIMENSIONAMENTO
STRUTTURE**

Codice documento
SF0272_F0

<i>Rev</i>	<i>Data</i>
F0	20/06/2011

Indice	Nodo	Condizione	Fx	Fy	Fz	Mz	Peso	Gamma	Indice	Nodo	Condizione	Fx	Fy	Fz	Mz	Peso	Gamma
6770	2870	Sisma X SLV	82.1	0	0	0	2.4E2	1.114	6771	2870	Sisma Y SLV	0	82.1	0	0	2.4E2	1.114
6772	2870	Sisma X SLO	61.1	0	0	0	2.4E2	1.114	6773	2870	Sisma Y SLO	0	61.1	0	0	2.4E2	1.114
6774	2871	Sisma X SLV	82.1	0	0	0	2.4E2	1.114	6775	2871	Sisma Y SLV	0	82.1	0	0	2.4E2	1.114
6776	2871	Sisma X SLO	61.1	0	0	0	2.4E2	1.114	6777	2871	Sisma Y SLO	0	61.1	0	0	2.4E2	1.114
6778	2872	Sisma X SLV	77.9	0	0	0	2.3E2	1.114	6779	2872	Sisma Y SLV	0	77.9	0	0	2.3E2	1.114
6780	2872	Sisma X SLO	58	0	0	0	2.3E2	1.114	6781	2872	Sisma Y SLO	0	58	0	0	2.3E2	1.114
6782	2873	Sisma X SLV	73.8	0	0	0	2.2E2	1.114	6783	2873	Sisma Y SLV	0	73.8	0	0	2.2E2	1.114
6784	2873	Sisma X SLO	54.9	0	0	0	2.2E2	1.114	6785	2873	Sisma Y SLO	0	54.9	0	0	2.2E2	1.114
6786	2874	Sisma X SLV	73.8	0	0	0	2.2E2	1.114	6787	2874	Sisma Y SLV	0	73.8	0	0	2.2E2	1.114
6788	2874	Sisma X SLO	54.9	0	0	0	2.2E2	1.114	6789	2874	Sisma Y SLO	0	54.9	0	0	2.2E2	1.114
6790	2875	Sisma X SLV	73.8	0	0	0	2.2E2	1.114	6791	2875	Sisma Y SLV	0	73.8	0	0	2.2E2	1.114
6792	2875	Sisma X SLO	54.9	0	0	0	2.2E2	1.114	6793	2875	Sisma Y SLO	0	54.9	0	0	2.2E2	1.114
6794	2876	Sisma X SLV	73.8	0	0	0	2.2E2	1.114	6795	2876	Sisma Y SLV	0	73.8	0	0	2.2E2	1.114
6796	2876	Sisma X SLO	54.9	0	0	0	2.2E2	1.114	6797	2876	Sisma Y SLO	0	54.9	0	0	2.2E2	1.114
6798	2877	Sisma X SLV	73.8	0	0	0	2.2E2	1.114	6799	2877	Sisma Y SLV	0	73.8	0	0	2.2E2	1.114
6800	2877	Sisma X SLO	54.9	0	0	0	2.2E2	1.114	6801	2877	Sisma Y SLO	0	54.9	0	0	2.2E2	1.114
6802	2878	Sisma X SLV	73.8	0	0	0	2.2E2	1.114	6803	2878	Sisma Y SLV	0	73.8	0	0	2.2E2	1.114
6804	2878	Sisma X SLO	54.9	0	0	0	2.2E2	1.114	6805	2878	Sisma Y SLO	0	54.9	0	0	2.2E2	1.114
6806	2879	Sisma X SLV	73.8	0	0	0	2.2E2	1.114	6807	2879	Sisma Y SLV	0	73.8	0	0	2.2E2	1.114
6808	2879	Sisma X SLO	54.9	0	0	0	2.2E2	1.114	6809	2879	Sisma Y SLO	0	54.9	0	0	2.2E2	1.114
6810	2880	Sisma X SLV	73.8	0	0	0	2.2E2	1.114	6811	2880	Sisma Y SLV	0	73.8	0	0	2.2E2	1.114
6812	2880	Sisma X SLO	54.9	0	0	0	2.2E2	1.114	6813	2880	Sisma Y SLO	0	54.9	0	0	2.2E2	1.114
6814	2881	Sisma X SLV	73.8	0	0	0	2.2E2	1.114	6815	2881	Sisma Y SLV	0	73.8	0	0	2.2E2	1.114
6816	2881	Sisma X SLO	54.9	0	0	0	2.2E2	1.114	6817	2881	Sisma Y SLO	0	54.9	0	0	2.2E2	1.114
6818	2882	Sisma X SLV	73.8	0	0	0	2.2E2	1.114	6819	2882	Sisma Y SLV	0	73.8	0	0	2.2E2	1.114
6820	2882	Sisma X SLO	54.9	0	0	0	2.2E2	1.114	6821	2882	Sisma Y SLO	0	54.9	0	0	2.2E2	1.114
6822	2883	Sisma X SLV	73.8	0	0	0	2.2E2	1.114	6823	2883	Sisma Y SLV	0	73.8	0	0	2.2E2	1.114

**PIAZZALE TRIAGE-FABBRICATO-ALLEGATO
ALLA REL. PREDIMENSIONAMENTO
STRUTTURE**

Codice documento
SF0272_F0

<i>Rev</i>	<i>Data</i>
F0	20/06/2011

Indice	Nodo	Condizione	Fx	Fy	Fz	Mz	Peso	Gamma	Indice	Nodo	Condizione	Fx	Fy	Fz	Mz	Peso	Gamma
6824	2883	Sisma X SLO	54.9	0	0	0	2.2E2	1.114	6825	2883	Sisma Y SLO	0	54.9	0	0	2.2E2	1.114
6826	2884	Sisma X SLV	73.8	0	0	0	2.2E2	1.114	6827	2884	Sisma Y SLV	0	73.8	0	0	2.2E2	1.114
6828	2884	Sisma X SLO	54.9	0	0	0	2.2E2	1.114	6829	2884	Sisma Y SLO	0	54.9	0	0	2.2E2	1.114
6830	2885	Sisma X SLV	73.8	0	0	0	2.2E2	1.114	6831	2885	Sisma Y SLV	0	73.8	0	0	2.2E2	1.114
6832	2885	Sisma X SLO	54.9	0	0	0	2.2E2	1.114	6833	2885	Sisma Y SLO	0	54.9	0	0	2.2E2	1.114
6834	2886	Sisma X SLV	73.8	0	0	0	2.2E2	1.114	6835	2886	Sisma Y SLV	0	73.8	0	0	2.2E2	1.114
6836	2886	Sisma X SLO	54.9	0	0	0	2.2E2	1.114	6837	2886	Sisma Y SLO	0	54.9	0	0	2.2E2	1.114
6838	2887	Sisma X SLV	73.8	0	0	0	2.2E2	1.114	6839	2887	Sisma Y SLV	0	73.8	0	0	2.2E2	1.114
6840	2887	Sisma X SLO	54.9	0	0	0	2.2E2	1.114	6841	2887	Sisma Y SLO	0	54.9	0	0	2.2E2	1.114
6842	2888	Sisma X SLV	73.8	0	0	0	2.2E2	1.114	6843	2888	Sisma Y SLV	0	73.8	0	0	2.2E2	1.114
6844	2888	Sisma X SLO	54.9	0	0	0	2.2E2	1.114	6845	2888	Sisma Y SLO	0	54.9	0	0	2.2E2	1.114
6846	2889	Sisma X SLV	73.8	0	0	0	2.2E2	1.114	6847	2889	Sisma Y SLV	0	73.8	0	0	2.2E2	1.114
6848	2889	Sisma X SLO	54.9	0	0	0	2.2E2	1.114	6849	2889	Sisma Y SLO	0	54.9	0	0	2.2E2	1.114
6850	2890	Sisma X SLV	73.8	0	0	0	2.2E2	1.114	6851	2890	Sisma Y SLV	0	73.8	0	0	2.2E2	1.114
6852	2890	Sisma X SLO	54.9	0	0	0	2.2E2	1.114	6853	2890	Sisma Y SLO	0	54.9	0	0	2.2E2	1.114
6854	2891	Sisma X SLV	73.8	0	0	0	2.2E2	1.114	6855	2891	Sisma Y SLV	0	73.8	0	0	2.2E2	1.114
6856	2891	Sisma X SLO	54.9	0	0	0	2.2E2	1.114	6857	2891	Sisma Y SLO	0	54.9	0	0	2.2E2	1.114
6858	2892	Sisma X SLV	73.8	0	0	0	2.2E2	1.114	6859	2892	Sisma Y SLV	0	73.8	0	0	2.2E2	1.114
6860	2892	Sisma X SLO	54.9	0	0	0	2.2E2	1.114	6861	2892	Sisma Y SLO	0	54.9	0	0	2.2E2	1.114
6862	2893	Sisma X SLV	112.2	0	0	0	3.3E2	1.114	6863	2893	Sisma Y SLV	0	112.2	0	0	3.3E2	1.114
6864	2893	Sisma X SLO	83.6	0	0	0	3.3E2	1.114	6865	2893	Sisma Y SLO	0	83.6	0	0	3.3E2	1.114
6866	2894	Sisma X SLV	79.6	0	0	0	2.3E2	1.114	6867	2894	Sisma Y SLV	0	79.6	0	0	2.3E2	1.114
6868	2894	Sisma X SLO	59.3	0	0	0	2.3E2	1.114	6869	2894	Sisma Y SLO	0	59.3	0	0	2.3E2	1.114
6870	2895	Sisma X SLV	79.6	0	0	0	2.3E2	1.114	6871	2895	Sisma Y SLV	0	79.6	0	0	2.3E2	1.114
6872	2895	Sisma X SLO	59.3	0	0	0	2.3E2	1.114	6873	2895	Sisma Y SLO	0	59.3	0	0	2.3E2	1.114
6874	2896	Sisma X SLV	79.6	0	0	0	2.3E2	1.114	6875	2896	Sisma Y SLV	0	79.6	0	0	2.3E2	1.114
6876	2896	Sisma X SLO	59.3	0	0	0	2.3E2	1.114	6877	2896	Sisma Y SLO	0	59.3	0	0	2.3E2	1.114

**PIAZZALE TRIAGE-FABBRICATO-ALLEGATO
ALLA REL. PREDIMENSIONAMENTO
STRUTTURE**

Codice documento
SF0272_F0

<i>Rev</i>	<i>Data</i>
F0	20/06/2011

Indice	Nodo	Condizione	Fx	Fy	Fz	Mz	Peso	Gamma	Indice	Nodo	Condizione	Fx	Fy	Fz	Mz	Peso	Gamma
6878	2897	Sisma X SLV	79.6	0	0	0	2.3E2	1.114	6879	2897	Sisma Y SLV	0	79.6	0	0	2.3E2	1.114
6880	2897	Sisma X SLO	59.3	0	0	0	2.3E2	1.114	6881	2897	Sisma Y SLO	0	59.3	0	0	2.3E2	1.114
6882	2898	Sisma X SLV	79.6	0	0	0	2.3E2	1.114	6883	2898	Sisma Y SLV	0	79.6	0	0	2.3E2	1.114
6884	2898	Sisma X SLO	59.3	0	0	0	2.3E2	1.114	6885	2898	Sisma Y SLO	0	59.3	0	0	2.3E2	1.114
6886	2899	Sisma X SLV	39.8	0	0	0	1.2E2	1.114	6887	2899	Sisma Y SLV	0	39.8	0	0	1.2E2	1.114
6888	2899	Sisma X SLO	29.6	0	0	0	1.2E2	1.114	6889	2899	Sisma Y SLO	0	29.6	0	0	1.2E2	1.114
6890	2900	Sisma X SLV	80.4	0	0	0	2.4E2	1.114	6891	2900	Sisma Y SLV	0	80.4	0	0	2.4E2	1.114
6892	2900	Sisma X SLO	59.8	0	0	0	2.4E2	1.114	6893	2900	Sisma Y SLO	0	59.8	0	0	2.4E2	1.114
6894	2901	Sisma X SLV	80	0	0	0	2.3E2	1.114	6895	2901	Sisma Y SLV	0	80	0	0	2.3E2	1.114
6896	2901	Sisma X SLO	59.6	0	0	0	2.3E2	1.114	6897	2901	Sisma Y SLO	0	59.6	0	0	2.3E2	1.114
6898	2902	Sisma X SLV	80	0	0	0	2.3E2	1.114	6899	2902	Sisma Y SLV	0	80	0	0	2.3E2	1.114
6900	2902	Sisma X SLO	59.6	0	0	0	2.3E2	1.114	6901	2902	Sisma Y SLO	0	59.6	0	0	2.3E2	1.114
6902	2903	Sisma X SLV	80	0	0	0	2.3E2	1.114	6903	2903	Sisma Y SLV	0	80	0	0	2.3E2	1.114
6904	2903	Sisma X SLO	59.6	0	0	0	2.3E2	1.114	6905	2903	Sisma Y SLO	0	59.6	0	0	2.3E2	1.114
6906	2904	Sisma X SLV	81.5	0	0	0	2.4E2	1.114	6907	2904	Sisma Y SLV	0	81.5	0	0	2.4E2	1.114
6908	2904	Sisma X SLO	60.7	0	0	0	2.4E2	1.114	6909	2904	Sisma Y SLO	0	60.7	0	0	2.4E2	1.114
6910	2905	Sisma X SLV	82.9	0	0	0	2.4E2	1.114	6911	2905	Sisma Y SLV	0	82.9	0	0	2.4E2	1.114
6912	2905	Sisma X SLO	61.7	0	0	0	2.4E2	1.114	6913	2905	Sisma Y SLO	0	61.7	0	0	2.4E2	1.114
6914	2906	Sisma X SLV	82.9	0	0	0	2.4E2	1.114	6915	2906	Sisma Y SLV	0	82.9	0	0	2.4E2	1.114
6916	2906	Sisma X SLO	61.7	0	0	0	2.4E2	1.114	6917	2906	Sisma Y SLO	0	61.7	0	0	2.4E2	1.114
6918	2907	Sisma X SLV	82.9	0	0	0	2.4E2	1.114	6919	2907	Sisma Y SLV	0	82.9	0	0	2.4E2	1.114
6920	2907	Sisma X SLO	61.7	0	0	0	2.4E2	1.114	6921	2907	Sisma Y SLO	0	61.7	0	0	2.4E2	1.114
6922	2908	Sisma X SLV	82.9	0	0	0	2.4E2	1.114	6923	2908	Sisma Y SLV	0	82.9	0	0	2.4E2	1.114
6924	2908	Sisma X SLO	61.7	0	0	0	2.4E2	1.114	6925	2908	Sisma Y SLO	0	61.7	0	0	2.4E2	1.114
6926	2909	Sisma X SLV	84.9	0	0	0	2.5E2	1.114	6927	2909	Sisma Y SLV	0	84.9	0	0	2.5E2	1.114
6928	2909	Sisma X SLO	63.2	0	0	0	2.5E2	1.114	6929	2909	Sisma Y SLO	0	63.2	0	0	2.5E2	1.114
6930	2910	Sisma X SLV	86.8	0	0	0	2.5E2	1.114	6931	2910	Sisma Y SLV	0	86.8	0	0	2.5E2	1.114

**PIAZZALE TRIAGE-FABBRICATO-ALLEGATO
ALLA REL. PREDIMENSIONAMENTO
STRUTTURE**

Codice documento
SF0272_F0

<i>Rev</i>	<i>Data</i>
F0	20/06/2011

Indice	Nodo	Condizione	Fx	Fy	Fz	Mz	Peso	Gamma	Indice	Nodo	Condizione	Fx	Fy	Fz	Mz	Peso	Gamma
6932	2910	Sisma X SLO	64.7	0	0	0	2.5E2	1.114	6933	2910	Sisma Y SLO	0	64.7	0	0	2.5E2	1.114
6934	2911	Sisma X SLV	86.8	0	0	0	2.5E2	1.114	6935	2911	Sisma Y SLV	0	86.8	0	0	2.5E2	1.114
6936	2911	Sisma X SLO	64.7	0	0	0	2.5E2	1.114	6937	2911	Sisma Y SLO	0	64.7	0	0	2.5E2	1.114
6938	2912	Sisma X SLV	86.8	0	0	0	2.5E2	1.114	6939	2912	Sisma Y SLV	0	86.8	0	0	2.5E2	1.114
6940	2912	Sisma X SLO	64.7	0	0	0	2.5E2	1.114	6941	2912	Sisma Y SLO	0	64.7	0	0	2.5E2	1.114
6942	2913	Sisma X SLV	83.8	0	0	0	2.5E2	1.114	6943	2913	Sisma Y SLV	0	83.8	0	0	2.5E2	1.114
6944	2913	Sisma X SLO	62.4	0	0	0	2.5E2	1.114	6945	2913	Sisma Y SLO	0	62.4	0	0	2.5E2	1.114
6946	2914	Sisma X SLV	40	0	0	0	1.2E2	1.114	6947	2914	Sisma Y SLV	0	40	0	0	1.2E2	1.114
6948	2914	Sisma X SLO	29.8	0	0	0	1.2E2	1.114	6949	2914	Sisma Y SLO	0	29.8	0	0	1.2E2	1.114
6950	2915	Sisma X SLV	80	0	0	0	2.3E2	1.114	6951	2915	Sisma Y SLV	0	80	0	0	2.3E2	1.114
6952	2915	Sisma X SLO	59.6	0	0	0	2.3E2	1.114	6953	2915	Sisma Y SLO	0	59.6	0	0	2.3E2	1.114
6954	2916	Sisma X SLV	80	0	0	0	2.3E2	1.114	6955	2916	Sisma Y SLV	0	80	0	0	2.3E2	1.114
6956	2916	Sisma X SLO	59.6	0	0	0	2.3E2	1.114	6957	2916	Sisma Y SLO	0	59.6	0	0	2.3E2	1.114
6958	2917	Sisma X SLV	80	0	0	0	2.3E2	1.114	6959	2917	Sisma Y SLV	0	80	0	0	2.3E2	1.114
6960	2917	Sisma X SLO	59.6	0	0	0	2.3E2	1.114	6961	2917	Sisma Y SLO	0	59.6	0	0	2.3E2	1.114
6962	2918	Sisma X SLV	80	0	0	0	2.3E2	1.114	6963	2918	Sisma Y SLV	0	80	0	0	2.3E2	1.114
6964	2918	Sisma X SLO	59.6	0	0	0	2.3E2	1.114	6965	2918	Sisma Y SLO	0	59.6	0	0	2.3E2	1.114
6966	2919	Sisma X SLV	80	0	0	0	2.3E2	1.114	6967	2919	Sisma Y SLV	0	80	0	0	2.3E2	1.114
6968	2919	Sisma X SLO	59.6	0	0	0	2.3E2	1.114	6969	2919	Sisma Y SLO	0	59.6	0	0	2.3E2	1.114
6970	2920	Sisma X SLV	80	0	0	0	2.3E2	1.114	6971	2920	Sisma Y SLV	0	80	0	0	2.3E2	1.114
6972	2920	Sisma X SLO	59.6	0	0	0	2.3E2	1.114	6973	2920	Sisma Y SLO	0	59.6	0	0	2.3E2	1.114
6974	2921	Sisma X SLV	115.5	0	0	0	3.4E2	1.114	6975	2921	Sisma Y SLV	0	115.5	0	0	3.4E2	1.114
6976	2921	Sisma X SLO	86	0	0	0	3.4E2	1.114	6977	2921	Sisma Y SLO	0	86	0	0	3.4E2	1.114
6978	2922	Sisma X SLV	79.9	0	0	0	2.3E2	1.114	6979	2922	Sisma Y SLV	0	79.9	0	0	2.3E2	1.114
6980	2922	Sisma X SLO	59.5	0	0	0	2.3E2	1.114	6981	2922	Sisma Y SLO	0	59.5	0	0	2.3E2	1.114
6982	2923	Sisma X SLV	79.9	0	0	0	2.3E2	1.114	6983	2923	Sisma Y SLV	0	79.9	0	0	2.3E2	1.114
6984	2923	Sisma X SLO	59.5	0	0	0	2.3E2	1.114	6985	2923	Sisma Y SLO	0	59.5	0	0	2.3E2	1.114

**PIAZZALE TRIAGE-FABBRICATO-ALLEGATO
ALLA REL. PREDIMENSIONAMENTO
STRUTTURE**

Codice documento
SF0272_F0

<i>Rev</i>	<i>Data</i>
F0	20/06/2011

Indice	Nodo	Condizione	Fx	Fy	Fz	Mz	Peso	Gamma	Indice	Nodo	Condizione	Fx	Fy	Fz	Mz	Peso	Gamma
6986	2924	Sisma X SLV	79.9	0	0	0	2.3E2	1.114	6987	2924	Sisma Y SLV	0	79.9	0	0	2.3E2	1.114
6988	2924	Sisma X SLO	59.5	0	0	0	2.3E2	1.114	6989	2924	Sisma Y SLO	0	59.5	0	0	2.3E2	1.114
6990	2925	Sisma X SLV	79.9	0	0	0	2.3E2	1.114	6991	2925	Sisma Y SLV	0	79.9	0	0	2.3E2	1.114
6992	2925	Sisma X SLO	59.5	0	0	0	2.3E2	1.114	6993	2925	Sisma Y SLO	0	59.5	0	0	2.3E2	1.114
6994	2926	Sisma X SLV	79.9	0	0	0	2.3E2	1.114	6995	2926	Sisma Y SLV	0	79.9	0	0	2.3E2	1.114
6996	2926	Sisma X SLO	59.5	0	0	0	2.3E2	1.114	6997	2926	Sisma Y SLO	0	59.5	0	0	2.3E2	1.114
6998	2927	Sisma X SLV	79.9	0	0	0	2.3E2	1.114	6999	2927	Sisma Y SLV	0	79.9	0	0	2.3E2	1.114
7000	2927	Sisma X SLO	59.5	0	0	0	2.3E2	1.114	7001	2927	Sisma Y SLO	0	59.5	0	0	2.3E2	1.114
7002	2928	Sisma X SLV	78.9	0	0	0	2.3E2	1.114	7003	2928	Sisma Y SLV	0	78.9	0	0	2.3E2	1.114
7004	2928	Sisma X SLO	58.8	0	0	0	2.3E2	1.114	7005	2928	Sisma Y SLO	0	58.8	0	0	2.3E2	1.114
7006	2929	Sisma X SLV	78	0	0	0	2.3E2	1.114	7007	2929	Sisma Y SLV	0	78	0	0	2.3E2	1.114
7008	2929	Sisma X SLO	58.1	0	0	0	2.3E2	1.114	7009	2929	Sisma Y SLO	0	58.1	0	0	2.3E2	1.114
7010	2930	Sisma X SLV	78	0	0	0	2.3E2	1.114	7011	2930	Sisma Y SLV	0	78	0	0	2.3E2	1.114
7012	2930	Sisma X SLO	58.1	0	0	0	2.3E2	1.114	7013	2930	Sisma Y SLO	0	58.1	0	0	2.3E2	1.114
7014	2931	Sisma X SLV	78	0	0	0	2.3E2	1.114	7015	2931	Sisma Y SLV	0	78	0	0	2.3E2	1.114
7016	2931	Sisma X SLO	58.1	0	0	0	2.3E2	1.114	7017	2931	Sisma Y SLO	0	58.1	0	0	2.3E2	1.114
7018	2932	Sisma X SLV	78	0	0	0	2.3E2	1.114	7019	2932	Sisma Y SLV	0	78	0	0	2.3E2	1.114
7020	2932	Sisma X SLO	58.1	0	0	0	2.3E2	1.114	7021	2932	Sisma Y SLO	0	58.1	0	0	2.3E2	1.114
7022	2933	Sisma X SLV	78	0	0	0	2.3E2	1.114	7023	2933	Sisma Y SLV	0	78	0	0	2.3E2	1.114
7024	2933	Sisma X SLO	58.1	0	0	0	2.3E2	1.114	7025	2933	Sisma Y SLO	0	58.1	0	0	2.3E2	1.114
7026	2934	Sisma X SLV	78	0	0	0	2.3E2	1.114	7027	2934	Sisma Y SLV	0	78	0	0	2.3E2	1.114
7028	2934	Sisma X SLO	58.1	0	0	0	2.3E2	1.114	7029	2934	Sisma Y SLO	0	58.1	0	0	2.3E2	1.114
7030	2935	Sisma X SLV	79.4	0	0	0	2.3E2	1.114	7031	2935	Sisma Y SLV	0	79.4	0	0	2.3E2	1.114
7032	2935	Sisma X SLO	59.1	0	0	0	2.3E2	1.114	7033	2935	Sisma Y SLO	0	59.1	0	0	2.3E2	1.114
7034	2936	Sisma X SLV	613.8	0	0	0	1.5E3	1.311	7035	2936	Sisma Y SLV	0	613.8	0	0	1.5E3	1.311
7036	2936	Sisma X SLO	457.1	0	0	0	1.5E3	1.311	7037	2936	Sisma Y SLO	0	457.1	0	0	1.5E3	1.311
7038	2937	Sisma X SLV	964.1	0	0	0	2.4E3	1.311	7039	2937	Sisma Y SLV	0	964.1	0	0	2.4E3	1.311

**PIAZZALE TRIAGE-FABBRICATO-ALLEGATO
ALLA REL. PREDIMENSIONAMENTO
STRUTTURE**

Codice documento
SF0272_F0

<i>Rev</i>	<i>Data</i>
F0	20/06/2011

Indice	Nodo	Condizione	Fx	Fy	Fz	Mz	Peso	Gamma	Indice	Nodo	Condizione	Fx	Fy	Fz	Mz	Peso	Gamma
7040	2937	Sisma X SLO	717.9	0	0	0	2.4E3	1.311	7041	2937	Sisma Y SLO	0	717.9	0	0	2.4E3	1.311
7042	2938	Sisma X SLV	964.1	0	0	0	2.4E3	1.311	7043	2938	Sisma Y SLV	0	964.1	0	0	2.4E3	1.311
7044	2938	Sisma X SLO	717.9	0	0	0	2.4E3	1.311	7045	2938	Sisma Y SLO	0	717.9	0	0	2.4E3	1.311
7046	2939	Sisma X SLV	964.1	0	0	0	2.4E3	1.311	7047	2939	Sisma Y SLV	0	964.1	0	0	2.4E3	1.311
7048	2939	Sisma X SLO	717.9	0	0	0	2.4E3	1.311	7049	2939	Sisma Y SLO	0	717.9	0	0	2.4E3	1.311
7050	2940	Sisma X SLV	964.1	0	0	0	2.4E3	1.311	7051	2940	Sisma Y SLV	0	964.1	0	0	2.4E3	1.311
7052	2940	Sisma X SLO	717.9	0	0	0	2.4E3	1.311	7053	2940	Sisma Y SLO	0	717.9	0	0	2.4E3	1.311
7054	2941	Sisma X SLV	1.3E3	0	0	0	3.2E3	1.311	7055	2941	Sisma Y SLV	0	1.3E3	0	0	3.2E3	1.311
7056	2941	Sisma X SLO	966.8	0	0	0	3.2E3	1.311	7057	2941	Sisma Y SLO	0	966.8	0	0	3.2E3	1.311
7058	2942	Sisma X SLV	972.8	0	0	0	2.4E3	1.311	7059	2942	Sisma Y SLV	0	972.8	0	0	2.4E3	1.311
7060	2942	Sisma X SLO	724.4	0	0	0	2.4E3	1.311	7061	2942	Sisma Y SLO	0	724.4	0	0	2.4E3	1.311
7062	2943	Sisma X SLV	972.8	0	0	0	2.4E3	1.311	7063	2943	Sisma Y SLV	0	972.8	0	0	2.4E3	1.311
7064	2943	Sisma X SLO	724.4	0	0	0	2.4E3	1.311	7065	2943	Sisma Y SLO	0	724.4	0	0	2.4E3	1.311
7066	2944	Sisma X SLV	972.8	0	0	0	2.4E3	1.311	7067	2944	Sisma Y SLV	0	972.8	0	0	2.4E3	1.311
7068	2944	Sisma X SLO	724.4	0	0	0	2.4E3	1.311	7069	2944	Sisma Y SLO	0	724.4	0	0	2.4E3	1.311
7070	2945	Sisma X SLV	972.8	0	0	0	2.4E3	1.311	7071	2945	Sisma Y SLV	0	972.8	0	0	2.4E3	1.311
7072	2945	Sisma X SLO	724.4	0	0	0	2.4E3	1.311	7073	2945	Sisma Y SLO	0	724.4	0	0	2.4E3	1.311
7074	2946	Sisma X SLV	972.8	0	0	0	2.4E3	1.311	7075	2946	Sisma Y SLV	0	972.8	0	0	2.4E3	1.311
7076	2946	Sisma X SLO	724.4	0	0	0	2.4E3	1.311	7077	2946	Sisma Y SLO	0	724.4	0	0	2.4E3	1.311
7078	2947	Sisma X SLV	972.8	0	0	0	2.4E3	1.311	7079	2947	Sisma Y SLV	0	972.8	0	0	2.4E3	1.311
7080	2947	Sisma X SLO	724.4	0	0	0	2.4E3	1.311	7081	2947	Sisma Y SLO	0	724.4	0	0	2.4E3	1.311
7082	2948	Sisma X SLV	1.3E3	0	0	0	3.1E3	1.311	7083	2948	Sisma Y SLV	0	1.3E3	0	0	3.1E3	1.311
7084	2948	Sisma X SLO	933.4	0	0	0	3.1E3	1.311	7085	2948	Sisma Y SLO	0	933.4	0	0	3.1E3	1.311
7086	2949	Sisma X SLV	874.4	0	0	0	2.2E3	1.311	7087	2949	Sisma Y SLV	0	874.4	0	0	2.2E3	1.311
7088	2949	Sisma X SLO	651.1	0	0	0	2.2E3	1.311	7089	2949	Sisma Y SLO	0	651.1	0	0	2.2E3	1.311
7090	2950	Sisma X SLV	874.4	0	0	0	2.2E3	1.311	7091	2950	Sisma Y SLV	0	874.4	0	0	2.2E3	1.311
7092	2950	Sisma X SLO	651.1	0	0	0	2.2E3	1.311	7093	2950	Sisma Y SLO	0	651.1	0	0	2.2E3	1.311

**PIAZZALE TRIAGE-FABBRICATO-ALLEGATO
ALLA REL. PREDIMENSIONAMENTO
STRUTTURE**

Codice documento
SF0272_F0

<i>Rev</i>	<i>Data</i>
F0	20/06/2011

Indice	Nodo	Condizione	Fx	Fy	Fz	Mz	Peso	Gamma	Indice	Nodo	Condizione	Fx	Fy	Fz	Mz	Peso	Gamma
7094	2951	Sisma X SLV	874.4	0	0	0	2.2E3	1.311	7095	2951	Sisma Y SLV	0	874.4	0	0	2.2E3	1.311
7096	2951	Sisma X SLO	651.1	0	0	0	2.2E3	1.311	7097	2951	Sisma Y SLO	0	651.1	0	0	2.2E3	1.311
7098	2952	Sisma X SLV	874.4	0	0	0	2.2E3	1.311	7099	2952	Sisma Y SLV	0	874.4	0	0	2.2E3	1.311
7100	2952	Sisma X SLO	651.1	0	0	0	2.2E3	1.311	7101	2952	Sisma Y SLO	0	651.1	0	0	2.2E3	1.311
7102	2953	Sisma X SLV	874.4	0	0	0	2.2E3	1.311	7103	2953	Sisma Y SLV	0	874.4	0	0	2.2E3	1.311
7104	2953	Sisma X SLO	651.1	0	0	0	2.2E3	1.311	7105	2953	Sisma Y SLO	0	651.1	0	0	2.2E3	1.311
7106	2954	Sisma X SLV	874.4	0	0	0	2.2E3	1.311	7107	2954	Sisma Y SLV	0	874.4	0	0	2.2E3	1.311
7108	2954	Sisma X SLO	651.1	0	0	0	2.2E3	1.311	7109	2954	Sisma Y SLO	0	651.1	0	0	2.2E3	1.311
7110	2955	Sisma X SLV	1.2E3	0	0	0	3.0E3	1.311	7111	2955	Sisma Y SLV	0	1.2E3	0	0	3.0E3	1.311
7112	2955	Sisma X SLO	896.8	0	0	0	3.0E3	1.311	7113	2955	Sisma Y SLO	0	896.8	0	0	3.0E3	1.311
7114	2956	Sisma X SLV	874.4	0	0	0	2.2E3	1.311	7115	2956	Sisma Y SLV	0	874.4	0	0	2.2E3	1.311
7116	2956	Sisma X SLO	651.1	0	0	0	2.2E3	1.311	7117	2956	Sisma Y SLO	0	651.1	0	0	2.2E3	1.311
7118	2957	Sisma X SLV	874.4	0	0	0	2.2E3	1.311	7119	2957	Sisma Y SLV	0	874.4	0	0	2.2E3	1.311
7120	2957	Sisma X SLO	651.1	0	0	0	2.2E3	1.311	7121	2957	Sisma Y SLO	0	651.1	0	0	2.2E3	1.311
7122	2958	Sisma X SLV	874.4	0	0	0	2.2E3	1.311	7123	2958	Sisma Y SLV	0	874.4	0	0	2.2E3	1.311
7124	2958	Sisma X SLO	651.1	0	0	0	2.2E3	1.311	7125	2958	Sisma Y SLO	0	651.1	0	0	2.2E3	1.311
7126	2959	Sisma X SLV	874.4	0	0	0	2.2E3	1.311	7127	2959	Sisma Y SLV	0	874.4	0	0	2.2E3	1.311
7128	2959	Sisma X SLO	651.1	0	0	0	2.2E3	1.311	7129	2959	Sisma Y SLO	0	651.1	0	0	2.2E3	1.311
7130	2960	Sisma X SLV	874.4	0	0	0	2.2E3	1.311	7131	2960	Sisma Y SLV	0	874.4	0	0	2.2E3	1.311
7132	2960	Sisma X SLO	651.1	0	0	0	2.2E3	1.311	7133	2960	Sisma Y SLO	0	651.1	0	0	2.2E3	1.311
7134	2961	Sisma X SLV	874.4	0	0	0	2.2E3	1.311	7135	2961	Sisma Y SLV	0	874.4	0	0	2.2E3	1.311
7136	2961	Sisma X SLO	651.1	0	0	0	2.2E3	1.311	7137	2961	Sisma Y SLO	0	651.1	0	0	2.2E3	1.311
7138	2962	Sisma X SLV	1.2E3	0	0	0	3.0E3	1.311	7139	2962	Sisma Y SLV	0	1.2E3	0	0	3.0E3	1.311
7140	2962	Sisma X SLO	896.8	0	0	0	3.0E3	1.311	7141	2962	Sisma Y SLO	0	896.8	0	0	3.0E3	1.311
7142	2963	Sisma X SLV	874.4	0	0	0	2.2E3	1.311	7143	2963	Sisma Y SLV	0	874.4	0	0	2.2E3	1.311
7144	2963	Sisma X SLO	651.1	0	0	0	2.2E3	1.311	7145	2963	Sisma Y SLO	0	651.1	0	0	2.2E3	1.311
7146	2964	Sisma X SLV	874.4	0	0	0	2.2E3	1.311	7147	2964	Sisma Y SLV	0	874.4	0	0	2.2E3	1.311

**PIAZZALE TRIAGE-FABBRICATO-ALLEGATO
ALLA REL. PREDIMENSIONAMENTO
STRUTTURE**

Codice documento
SF0272_F0

<i>Rev</i> F0	<i>Data</i> 20/06/2011
------------------	---------------------------

Indice	Nodo	Condizione	Fx	Fy	Fz	Mz	Peso	Gamma	Indice	Nodo	Condizione	Fx	Fy	Fz	Mz	Peso	Gamma
7148	2964	Sisma X SLO	651.1	0	0	0	2.2E3	1.311	7149	2964	Sisma Y SLO	0	651.1	0	0	2.2E3	1.311
7150	2965	Sisma X SLV	874.4	0	0	0	2.2E3	1.311	7151	2965	Sisma Y SLV	0	874.4	0	0	2.2E3	1.311
7152	2965	Sisma X SLO	651.1	0	0	0	2.2E3	1.311	7153	2965	Sisma Y SLO	0	651.1	0	0	2.2E3	1.311
7154	2966	Sisma X SLV	874.4	0	0	0	2.2E3	1.311	7155	2966	Sisma Y SLV	0	874.4	0	0	2.2E3	1.311
7156	2966	Sisma X SLO	651.1	0	0	0	2.2E3	1.311	7157	2966	Sisma Y SLO	0	651.1	0	0	2.2E3	1.311
7158	2967	Sisma X SLV	874.4	0	0	0	2.2E3	1.311	7159	2967	Sisma Y SLV	0	874.4	0	0	2.2E3	1.311
7160	2967	Sisma X SLO	651.1	0	0	0	2.2E3	1.311	7161	2967	Sisma Y SLO	0	651.1	0	0	2.2E3	1.311
7162	2968	Sisma X SLV	874.4	0	0	0	2.2E3	1.311	7163	2968	Sisma Y SLV	0	874.4	0	0	2.2E3	1.311
7164	2968	Sisma X SLO	651.1	0	0	0	2.2E3	1.311	7165	2968	Sisma Y SLO	0	651.1	0	0	2.2E3	1.311
7166	2969	Sisma X SLV	929.9	0	0	0	2.3E3	1.311	7167	2969	Sisma Y SLV	0	929.9	0	0	2.3E3	1.311
7168	2969	Sisma X SLO	692.4	0	0	0	2.3E3	1.311	7169	2969	Sisma Y SLO	0	692.4	0	0	2.3E3	1.311
7170	2970	Sisma X SLV	943.7	0	0	0	2.3E3	1.311	7171	2970	Sisma Y SLV	0	943.7	0	0	2.3E3	1.311
7172	2970	Sisma X SLO	702.7	0	0	0	2.3E3	1.311	7173	2970	Sisma Y SLO	0	702.7	0	0	2.3E3	1.311
7174	2971	Sisma X SLV	943.7	0	0	0	2.3E3	1.311	7175	2971	Sisma Y SLV	0	943.7	0	0	2.3E3	1.311
7176	2971	Sisma X SLO	702.7	0	0	0	2.3E3	1.311	7177	2971	Sisma Y SLO	0	702.7	0	0	2.3E3	1.311
7178	2972	Sisma X SLV	943.7	0	0	0	2.3E3	1.311	7179	2972	Sisma Y SLV	0	943.7	0	0	2.3E3	1.311
7180	2972	Sisma X SLO	702.7	0	0	0	2.3E3	1.311	7181	2972	Sisma Y SLO	0	702.7	0	0	2.3E3	1.311
7182	2973	Sisma X SLV	943.7	0	0	0	2.3E3	1.311	7183	2973	Sisma Y SLV	0	943.7	0	0	2.3E3	1.311
7184	2973	Sisma X SLO	702.7	0	0	0	2.3E3	1.311	7185	2973	Sisma Y SLO	0	702.7	0	0	2.3E3	1.311
7186	2974	Sisma X SLV	943.7	0	0	0	2.3E3	1.311	7187	2974	Sisma Y SLV	0	943.7	0	0	2.3E3	1.311
7188	2974	Sisma X SLO	702.7	0	0	0	2.3E3	1.311	7189	2974	Sisma Y SLO	0	702.7	0	0	2.3E3	1.311
7190	2975	Sisma X SLV	471.8	0	0	0	1.2E3	1.311	7191	2975	Sisma Y SLV	0	471.8	0	0	1.2E3	1.311
7192	2975	Sisma X SLO	351.3	0	0	0	1.2E3	1.311	7193	2975	Sisma Y SLO	0	351.3	0	0	1.2E3	1.311
7194	2976	Sisma X SLV	499	0	0	0	1.2E3	1.311	7195	2976	Sisma Y SLV	0	499	0	0	1.2E3	1.311
7196	2976	Sisma X SLO	371.6	0	0	0	1.2E3	1.311	7197	2976	Sisma Y SLO	0	371.6	0	0	1.2E3	1.311
7198	2977	Sisma X SLV	734.3	0	0	0	1.8E3	1.311	7199	2977	Sisma Y SLV	0	734.3	0	0	1.8E3	1.311
7200	2977	Sisma X SLO	546.8	0	0	0	1.8E3	1.311	7201	2977	Sisma Y SLO	0	546.8	0	0	1.8E3	1.311

**PIAZZALE TRIAGE-FABBRICATO-ALLEGATO
ALLA REL. PREDIMENSIONAMENTO
STRUTTURE**

Codice documento
SF0272_F0

<i>Rev</i>	<i>Data</i>
F0	20/06/2011

Indice	Nodo	Condizione	Fx	Fy	Fz	Mz	Peso	Gamma	Indice	Nodo	Condizione	Fx	Fy	Fz	Mz	Peso	Gamma
7202	2978	Sisma X SLV	734.3	0	0	0	1.8E3	1.311	7203	2978	Sisma Y SLV	0	734.3	0	0	1.8E3	1.311
7204	2978	Sisma X SLO	546.8	0	0	0	1.8E3	1.311	7205	2978	Sisma Y SLO	0	546.8	0	0	1.8E3	1.311
7206	2979	Sisma X SLV	734.3	0	0	0	1.8E3	1.311	7207	2979	Sisma Y SLV	0	734.3	0	0	1.8E3	1.311
7208	2979	Sisma X SLO	546.8	0	0	0	1.8E3	1.311	7209	2979	Sisma Y SLO	0	546.8	0	0	1.8E3	1.311
7210	2980	Sisma X SLV	1.1E3	0	0	0	2.7E3	1.311	7211	2980	Sisma Y SLV	0	1.1E3	0	0	2.7E3	1.311
7212	2980	Sisma X SLO	802.1	0	0	0	2.7E3	1.311	7213	2980	Sisma Y SLO	0	802.1	0	0	2.7E3	1.311
7214	2981	Sisma X SLV	760.4	0	0	0	1.9E3	1.311	7215	2981	Sisma Y SLV	0	760.4	0	0	1.9E3	1.311
7216	2981	Sisma X SLO	566.2	0	0	0	1.9E3	1.311	7217	2981	Sisma Y SLO	0	566.2	0	0	1.9E3	1.311
7218	2982	Sisma X SLV	760.4	0	0	0	1.9E3	1.311	7219	2982	Sisma Y SLV	0	760.4	0	0	1.9E3	1.311
7220	2982	Sisma X SLO	566.2	0	0	0	1.9E3	1.311	7221	2982	Sisma Y SLO	0	566.2	0	0	1.9E3	1.311
7222	2983	Sisma X SLV	760.4	0	0	0	1.9E3	1.311	7223	2983	Sisma Y SLV	0	760.4	0	0	1.9E3	1.311
7224	2983	Sisma X SLO	566.2	0	0	0	1.9E3	1.311	7225	2983	Sisma Y SLO	0	566.2	0	0	1.9E3	1.311
7226	2984	Sisma X SLV	760.4	0	0	0	1.9E3	1.311	7227	2984	Sisma Y SLV	0	760.4	0	0	1.9E3	1.311
7228	2984	Sisma X SLO	566.2	0	0	0	1.9E3	1.311	7229	2984	Sisma Y SLO	0	566.2	0	0	1.9E3	1.311
7230	2985	Sisma X SLV	1.1E3	0	0	0	2.8E3	1.311	7231	2985	Sisma Y SLV	0	1.1E3	0	0	2.8E3	1.311
7232	2985	Sisma X SLO	825.3	0	0	0	2.8E3	1.311	7233	2985	Sisma Y SLO	0	825.3	0	0	2.8E3	1.311
7234	2986	Sisma X SLV	796.5	0	0	0	2.0E3	1.311	7235	2986	Sisma Y SLV	0	796.5	0	0	2.0E3	1.311
7236	2986	Sisma X SLO	593.1	0	0	0	2.0E3	1.311	7237	2986	Sisma Y SLO	0	593.1	0	0	2.0E3	1.311
7238	2987	Sisma X SLV	796.5	0	0	0	2.0E3	1.311	7239	2987	Sisma Y SLV	0	796.5	0	0	2.0E3	1.311
7240	2987	Sisma X SLO	593.1	0	0	0	2.0E3	1.311	7241	2987	Sisma Y SLO	0	593.1	0	0	2.0E3	1.311
7242	2988	Sisma X SLV	796.5	0	0	0	2.0E3	1.311	7243	2988	Sisma Y SLV	0	796.5	0	0	2.0E3	1.311
7244	2988	Sisma X SLO	593.1	0	0	0	2.0E3	1.311	7245	2988	Sisma Y SLO	0	593.1	0	0	2.0E3	1.311
7246	2989	Sisma X SLV	422	0	0	0	1.0E3	1.311	7247	2989	Sisma Y SLV	0	422	0	0	1.0E3	1.311
7248	2989	Sisma X SLO	314.2	0	0	0	1.0E3	1.311	7249	2989	Sisma Y SLO	0	314.2	0	0	1.0E3	1.311
7250	2990	Sisma X SLV	474.4	0	0	0	1.2E3	1.311	7251	2990	Sisma Y SLV	0	474.4	0	0	1.2E3	1.311
7252	2990	Sisma X SLO	353.2	0	0	0	1.2E3	1.311	7253	2990	Sisma Y SLO	0	353.2	0	0	1.2E3	1.311
7254	2991	Sisma X SLV	948.8	0	0	0	2.4E3	1.311	7255	2991	Sisma Y SLV	0	948.8	0	0	2.4E3	1.311

**PIAZZALE TRIAGE-FABBRICATO-ALLEGATO
ALLA REL. PREDIMENSIONAMENTO
STRUTTURE**

Codice documento
SF0272_F0

<i>Rev</i>	<i>Data</i>
F0	20/06/2011

Indice	Nodo	Condizione	Fx	Fy	Fz	Mz	Peso	Gamma	Indice	Nodo	Condizione	Fx	Fy	Fz	Mz	Peso	Gamma
7256	2991	Sisma X SLO	706.5	0	0	0	2.4E3	1.311	7257	2991	Sisma Y SLO	0	706.5	0	0	2.4E3	1.311
7258	2992	Sisma X SLV	948.8	0	0	0	2.4E3	1.311	7259	2992	Sisma Y SLV	0	948.8	0	0	2.4E3	1.311
7260	2992	Sisma X SLO	706.5	0	0	0	2.4E3	1.311	7261	2992	Sisma Y SLO	0	706.5	0	0	2.4E3	1.311
7262	2993	Sisma X SLV	948.8	0	0	0	2.4E3	1.311	7263	2993	Sisma Y SLV	0	948.8	0	0	2.4E3	1.311
7264	2993	Sisma X SLO	706.5	0	0	0	2.4E3	1.311	7265	2993	Sisma Y SLO	0	706.5	0	0	2.4E3	1.311
7266	2994	Sisma X SLV	948.8	0	0	0	2.4E3	1.311	7267	2994	Sisma Y SLV	0	948.8	0	0	2.4E3	1.311
7268	2994	Sisma X SLO	706.5	0	0	0	2.4E3	1.311	7269	2994	Sisma Y SLO	0	706.5	0	0	2.4E3	1.311
7270	2995	Sisma X SLV	948.8	0	0	0	2.4E3	1.311	7271	2995	Sisma Y SLV	0	948.8	0	0	2.4E3	1.311
7272	2995	Sisma X SLO	706.5	0	0	0	2.4E3	1.311	7273	2995	Sisma Y SLO	0	706.5	0	0	2.4E3	1.311
7274	2996	Sisma X SLV	948.8	0	0	0	2.4E3	1.311	7275	2996	Sisma Y SLV	0	948.8	0	0	2.4E3	1.311
7276	2996	Sisma X SLO	706.5	0	0	0	2.4E3	1.311	7277	2996	Sisma Y SLO	0	706.5	0	0	2.4E3	1.311
7278	2997	Sisma X SLV	968.5	0	0	0	2.4E3	1.311	7279	2997	Sisma Y SLV	0	968.5	0	0	2.4E3	1.311
7280	2997	Sisma X SLO	721.2	0	0	0	2.4E3	1.311	7281	2997	Sisma Y SLO	0	721.2	0	0	2.4E3	1.311
7282	2998	Sisma X SLV	946.6	0	0	0	2.4E3	1.311	7283	2998	Sisma Y SLV	0	946.6	0	0	2.4E3	1.311
7284	2998	Sisma X SLO	704.8	0	0	0	2.4E3	1.311	7285	2998	Sisma Y SLO	0	704.8	0	0	2.4E3	1.311
7286	2999	Sisma X SLV	946.6	0	0	0	2.4E3	1.311	7287	2999	Sisma Y SLV	0	946.6	0	0	2.4E3	1.311
7288	2999	Sisma X SLO	704.8	0	0	0	2.4E3	1.311	7289	2999	Sisma Y SLO	0	704.8	0	0	2.4E3	1.311
7290	3000	Sisma X SLV	946.6	0	0	0	2.4E3	1.311	7291	3000	Sisma Y SLV	0	946.6	0	0	2.4E3	1.311
7292	3000	Sisma X SLO	704.8	0	0	0	2.4E3	1.311	7293	3000	Sisma Y SLO	0	704.8	0	0	2.4E3	1.311
7294	3001	Sisma X SLV	946.6	0	0	0	2.4E3	1.311	7295	3001	Sisma Y SLV	0	946.6	0	0	2.4E3	1.311
7296	3001	Sisma X SLO	704.8	0	0	0	2.4E3	1.311	7297	3001	Sisma Y SLO	0	704.8	0	0	2.4E3	1.311
7298	3002	Sisma X SLV	946.6	0	0	0	2.4E3	1.311	7299	3002	Sisma Y SLV	0	946.6	0	0	2.4E3	1.311
7300	3002	Sisma X SLO	704.8	0	0	0	2.4E3	1.311	7301	3002	Sisma Y SLO	0	704.8	0	0	2.4E3	1.311
7302	3003	Sisma X SLV	946.6	0	0	0	2.4E3	1.311	7303	3003	Sisma Y SLV	0	946.6	0	0	2.4E3	1.311
7304	3003	Sisma X SLO	704.8	0	0	0	2.4E3	1.311	7305	3003	Sisma Y SLO	0	704.8	0	0	2.4E3	1.311
7306	3004	Sisma X SLV	1.3E3	0	0	0	3.1E3	1.311	7307	3004	Sisma Y SLV	0	1.3E3	0	0	3.1E3	1.311
7308	3004	Sisma X SLO	942.4	0	0	0	3.1E3	1.311	7309	3004	Sisma Y SLO	0	942.4	0	0	3.1E3	1.311

**PIAZZALE TRIAGE-FABBRICATO-ALLEGATO
ALLA REL. PREDIMENSIONAMENTO
STRUTTURE**

Codice documento
SF0272_F0

<i>Rev</i>	<i>Data</i>
F0	20/06/2011

Indice	Nodo	Condizione	Fx	Fy	Fz	Mz	Peso	Gamma	Indice	Nodo	Condizione	Fx	Fy	Fz	Mz	Peso	Gamma
7310	3005	Sisma X SLV	924.7	0	0	0	2.3E3	1.311	7311	3005	Sisma Y SLV	0	924.7	0	0	2.3E3	1.311
7312	3005	Sisma X SLO	688.6	0	0	0	2.3E3	1.311	7313	3005	Sisma Y SLO	0	688.6	0	0	2.3E3	1.311
7314	3006	Sisma X SLV	924.7	0	0	0	2.3E3	1.311	7315	3006	Sisma Y SLV	0	924.7	0	0	2.3E3	1.311
7316	3006	Sisma X SLO	688.6	0	0	0	2.3E3	1.311	7317	3006	Sisma Y SLO	0	688.6	0	0	2.3E3	1.311
7318	3007	Sisma X SLV	924.7	0	0	0	2.3E3	1.311	7319	3007	Sisma Y SLV	0	924.7	0	0	2.3E3	1.311
7320	3007	Sisma X SLO	688.6	0	0	0	2.3E3	1.311	7321	3007	Sisma Y SLO	0	688.6	0	0	2.3E3	1.311
7322	3008	Sisma X SLV	924.7	0	0	0	2.3E3	1.311	7323	3008	Sisma Y SLV	0	924.7	0	0	2.3E3	1.311
7324	3008	Sisma X SLO	688.6	0	0	0	2.3E3	1.311	7325	3008	Sisma Y SLO	0	688.6	0	0	2.3E3	1.311
7326	3009	Sisma X SLV	924.7	0	0	0	2.3E3	1.311	7327	3009	Sisma Y SLV	0	924.7	0	0	2.3E3	1.311
7328	3009	Sisma X SLO	688.6	0	0	0	2.3E3	1.311	7329	3009	Sisma Y SLO	0	688.6	0	0	2.3E3	1.311
7330	3010	Sisma X SLV	924.7	0	0	0	2.3E3	1.311	7331	3010	Sisma Y SLV	0	924.7	0	0	2.3E3	1.311
7332	3010	Sisma X SLO	688.6	0	0	0	2.3E3	1.311	7333	3010	Sisma Y SLO	0	688.6	0	0	2.3E3	1.311
7334	3011	Sisma X SLV	594.2	0	0	0	1.5E3	1.311	7335	3011	Sisma Y SLV	0	594.2	0	0	1.5E3	1.311
7336	3011	Sisma X SLO	442.4	0	0	0	1.5E3	1.311	7337	3011	Sisma Y SLO	0	442.4	0	0	1.5E3	1.311
7338	3012	Sisma X SLV	263.6	0	0	0	6.6E2	1.311	7339	3012	Sisma Y SLV	0	263.6	0	0	6.6E2	1.311
7340	3012	Sisma X SLO	196.3	0	0	0	6.6E2	1.311	7341	3012	Sisma Y SLO	0	196.3	0	0	6.6E2	1.311
7342	3013	Sisma X SLV	41.8	0	0	0	1.0E2	1.311	7343	3013	Sisma Y SLV	0	41.8	0	0	1.0E2	1.311
7344	3013	Sisma X SLO	31.1	0	0	0	1.0E2	1.311	7345	3013	Sisma Y SLO	0	31.1	0	0	1.0E2	1.311
7346	3014	Sisma X SLV	263.6	0	0	0	6.6E2	1.311	7347	3014	Sisma Y SLV	0	263.6	0	0	6.6E2	1.311
7348	3014	Sisma X SLO	196.3	0	0	0	6.6E2	1.311	7349	3014	Sisma Y SLO	0	196.3	0	0	6.6E2	1.311
7350	3015	Sisma X SLV	47.5	0	0	0	1.2E2	1.311	7351	3015	Sisma Y SLV	0	47.5	0	0	1.2E2	1.311
7352	3015	Sisma X SLO	35.3	0	0	0	1.2E2	1.311	7353	3015	Sisma Y SLO	0	35.3	0	0	1.2E2	1.311
7354	3016	Sisma X SLV	41.8	0	0	0	1.0E2	1.311	7355	3016	Sisma Y SLV	0	41.8	0	0	1.0E2	1.311
7356	3016	Sisma X SLO	31.1	0	0	0	1.0E2	1.311	7357	3016	Sisma Y SLO	0	31.1	0	0	1.0E2	1.311
7358	3017	Sisma X SLV	263.6	0	0	0	6.6E2	1.311	7359	3017	Sisma Y SLV	0	263.6	0	0	6.6E2	1.311
7360	3017	Sisma X SLO	196.3	0	0	0	6.6E2	1.311	7361	3017	Sisma Y SLO	0	196.3	0	0	6.6E2	1.311
7362	3018	Sisma X SLV	263.6	0	0	0	6.6E2	1.311	7363	3018	Sisma Y SLV	0	263.6	0	0	6.6E2	1.311

**PIAZZALE TRIAGE-FABBRICATO-ALLEGATO
ALLA REL. PREDIMENSIONAMENTO
STRUTTURE**

Codice documento
SF0272_F0

<i>Rev</i>	<i>Data</i>
F0	20/06/2011

Indice	Nodo	Condizione	Fx	Fy	Fz	Mz	Peso	Gamma	Indice	Nodo	Condizione	Fx	Fy	Fz	Mz	Peso	Gamma
7364	3018	Sisma X SLO	196.3	0	0	0	6.6E2	1.311	7365	3018	Sisma Y SLO	0	196.3	0	0	6.6E2	1.311
7366	3019	Sisma X SLV	41.8	0	0	0	1.0E2	1.311	7367	3019	Sisma Y SLV	0	41.8	0	0	1.0E2	1.311
7368	3019	Sisma X SLO	31.1	0	0	0	1.0E2	1.311	7369	3019	Sisma Y SLO	0	31.1	0	0	1.0E2	1.311
7370	3020	Sisma X SLV	263.6	0	0	0	6.6E2	1.311	7371	3020	Sisma Y SLV	0	263.6	0	0	6.6E2	1.311
7372	3020	Sisma X SLO	196.3	0	0	0	6.6E2	1.311	7373	3020	Sisma Y SLO	0	196.3	0	0	6.6E2	1.311
7374	3021	Sisma X SLV	47.5	0	0	0	1.2E2	1.311	7375	3021	Sisma Y SLV	0	47.5	0	0	1.2E2	1.311
7376	3021	Sisma X SLO	35.3	0	0	0	1.2E2	1.311	7377	3021	Sisma Y SLO	0	35.3	0	0	1.2E2	1.311
7378	3022	Sisma X SLV	41.8	0	0	0	1.0E2	1.311	7379	3022	Sisma Y SLV	0	41.8	0	0	1.0E2	1.311
7380	3022	Sisma X SLO	31.1	0	0	0	1.0E2	1.311	7381	3022	Sisma Y SLO	0	31.1	0	0	1.0E2	1.311
7382	3023	Sisma X SLV	263.6	0	0	0	6.6E2	1.311	7383	3023	Sisma Y SLV	0	263.6	0	0	6.6E2	1.311
7384	3023	Sisma X SLO	196.3	0	0	0	6.6E2	1.311	7385	3023	Sisma Y SLO	0	196.3	0	0	6.6E2	1.311
7386	3024	Sisma X SLV	263.6	0	0	0	6.6E2	1.311	7387	3024	Sisma Y SLV	0	263.6	0	0	6.6E2	1.311
7388	3024	Sisma X SLO	196.3	0	0	0	6.6E2	1.311	7389	3024	Sisma Y SLO	0	196.3	0	0	6.6E2	1.311
7390	3025	Sisma X SLV	41.8	0	0	0	1.0E2	1.311	7391	3025	Sisma Y SLV	0	41.8	0	0	1.0E2	1.311
7392	3025	Sisma X SLO	31.1	0	0	0	1.0E2	1.311	7393	3025	Sisma Y SLO	0	31.1	0	0	1.0E2	1.311
7394	3026	Sisma X SLV	263.6	0	0	0	6.6E2	1.311	7395	3026	Sisma Y SLV	0	263.6	0	0	6.6E2	1.311
7396	3026	Sisma X SLO	196.3	0	0	0	6.6E2	1.311	7397	3026	Sisma Y SLO	0	196.3	0	0	6.6E2	1.311
7398	3027	Sisma X SLV	47.5	0	0	0	1.2E2	1.311	7399	3027	Sisma Y SLV	0	47.5	0	0	1.2E2	1.311
7400	3027	Sisma X SLO	35.3	0	0	0	1.2E2	1.311	7401	3027	Sisma Y SLO	0	35.3	0	0	1.2E2	1.311
7402	3028	Sisma X SLV	41.8	0	0	0	1.0E2	1.311	7403	3028	Sisma Y SLV	0	41.8	0	0	1.0E2	1.311
7404	3028	Sisma X SLO	31.1	0	0	0	1.0E2	1.311	7405	3028	Sisma Y SLO	0	31.1	0	0	1.0E2	1.311
7406	3029	Sisma X SLV	263.6	0	0	0	6.6E2	1.311	7407	3029	Sisma Y SLV	0	263.6	0	0	6.6E2	1.311
7408	3029	Sisma X SLO	196.3	0	0	0	6.6E2	1.311	7409	3029	Sisma Y SLO	0	196.3	0	0	6.6E2	1.311
7410	3030	Sisma X SLV	263.6	0	0	0	6.6E2	1.311	7411	3030	Sisma Y SLV	0	263.6	0	0	6.6E2	1.311
7412	3030	Sisma X SLO	196.3	0	0	0	6.6E2	1.311	7413	3030	Sisma Y SLO	0	196.3	0	0	6.6E2	1.311
7414	3031	Sisma X SLV	41.8	0	0	0	1.0E2	1.311	7415	3031	Sisma Y SLV	0	41.8	0	0	1.0E2	1.311
7416	3031	Sisma X SLO	31.1	0	0	0	1.0E2	1.311	7417	3031	Sisma Y SLO	0	31.1	0	0	1.0E2	1.311

**PIAZZALE TRIAGE-FABBRICATO-ALLEGATO
ALLA REL. PREDIMENSIONAMENTO
STRUTTURE**

Codice documento
SF0272_F0

<i>Rev</i>	<i>Data</i>
F0	20/06/2011

Indice	Nodo	Condizione	Fx	Fy	Fz	Mz	Peso	Gamma	Indice	Nodo	Condizione	Fx	Fy	Fz	Mz	Peso	Gamma
7418	3032	Sisma X SLV	263.6	0	0	0	6.6E2	1.311	7419	3032	Sisma Y SLV	0	263.6	0	0	6.6E2	1.311
7420	3032	Sisma X SLO	196.3	0	0	0	6.6E2	1.311	7421	3032	Sisma Y SLO	0	196.3	0	0	6.6E2	1.311
7422	3033	Sisma X SLV	47.5	0	0	0	1.2E2	1.311	7423	3033	Sisma Y SLV	0	47.5	0	0	1.2E2	1.311
7424	3033	Sisma X SLO	35.3	0	0	0	1.2E2	1.311	7425	3033	Sisma Y SLO	0	35.3	0	0	1.2E2	1.311
7426	3034	Sisma X SLV	41.8	0	0	0	1.0E2	1.311	7427	3034	Sisma Y SLV	0	41.8	0	0	1.0E2	1.311
7428	3034	Sisma X SLO	31.1	0	0	0	1.0E2	1.311	7429	3034	Sisma Y SLO	0	31.1	0	0	1.0E2	1.311
7430	3035	Sisma X SLV	263.6	0	0	0	6.6E2	1.311	7431	3035	Sisma Y SLV	0	263.6	0	0	6.6E2	1.311
7432	3035	Sisma X SLO	196.3	0	0	0	6.6E2	1.311	7433	3035	Sisma Y SLO	0	196.3	0	0	6.6E2	1.311
7434	3036	Sisma X SLV	263.6	0	0	0	6.6E2	1.311	7435	3036	Sisma Y SLV	0	263.6	0	0	6.6E2	1.311
7436	3036	Sisma X SLO	196.3	0	0	0	6.6E2	1.311	7437	3036	Sisma Y SLO	0	196.3	0	0	6.6E2	1.311
7438	3037	Sisma X SLV	41.8	0	0	0	1.0E2	1.311	7439	3037	Sisma Y SLV	0	41.8	0	0	1.0E2	1.311
7440	3037	Sisma X SLO	31.1	0	0	0	1.0E2	1.311	7441	3037	Sisma Y SLO	0	31.1	0	0	1.0E2	1.311
7442	3038	Sisma X SLV	263.6	0	0	0	6.6E2	1.311	7443	3038	Sisma Y SLV	0	263.6	0	0	6.6E2	1.311
7444	3038	Sisma X SLO	196.3	0	0	0	6.6E2	1.311	7445	3038	Sisma Y SLO	0	196.3	0	0	6.6E2	1.311
7446	3039	Sisma X SLV	47.5	0	0	0	1.2E2	1.311	7447	3039	Sisma Y SLV	0	47.5	0	0	1.2E2	1.311
7448	3039	Sisma X SLO	35.3	0	0	0	1.2E2	1.311	7449	3039	Sisma Y SLO	0	35.3	0	0	1.2E2	1.311
7450	3040	Sisma X SLV	41.8	0	0	0	1.0E2	1.311	7451	3040	Sisma Y SLV	0	41.8	0	0	1.0E2	1.311
7452	3040	Sisma X SLO	31.1	0	0	0	1.0E2	1.311	7453	3040	Sisma Y SLO	0	31.1	0	0	1.0E2	1.311
7454	3041	Sisma X SLV	263.6	0	0	0	6.6E2	1.311	7455	3041	Sisma Y SLV	0	263.6	0	0	6.6E2	1.311
7456	3041	Sisma X SLO	196.3	0	0	0	6.6E2	1.311	7457	3041	Sisma Y SLO	0	196.3	0	0	6.6E2	1.311
7458	3042	Sisma X SLV	263.6	0	0	0	6.6E2	1.311	7459	3042	Sisma Y SLV	0	263.6	0	0	6.6E2	1.311
7460	3042	Sisma X SLO	196.3	0	0	0	6.6E2	1.311	7461	3042	Sisma Y SLO	0	196.3	0	0	6.6E2	1.311
7462	3043	Sisma X SLV	41.8	0	0	0	1.0E2	1.311	7463	3043	Sisma Y SLV	0	41.8	0	0	1.0E2	1.311
7464	3043	Sisma X SLO	31.1	0	0	0	1.0E2	1.311	7465	3043	Sisma Y SLO	0	31.1	0	0	1.0E2	1.311
7466	3044	Sisma X SLV	263.6	0	0	0	6.6E2	1.311	7467	3044	Sisma Y SLV	0	263.6	0	0	6.6E2	1.311
7468	3044	Sisma X SLO	196.3	0	0	0	6.6E2	1.311	7469	3044	Sisma Y SLO	0	196.3	0	0	6.6E2	1.311
7470	3045	Sisma X SLV	47.5	0	0	0	1.2E2	1.311	7471	3045	Sisma Y SLV	0	47.5	0	0	1.2E2	1.311

**PIAZZALE TRIAGE-FABBRICATO-ALLEGATO
ALLA REL. PREDIMENSIONAMENTO
STRUTTURE**

Codice documento
SF0272_F0

<i>Rev</i>	<i>Data</i>
F0	20/06/2011

Indice	Nodo	Condizione	Fx	Fy	Fz	Mz	Peso	Gamma	Indice	Nodo	Condizione	Fx	Fy	Fz	Mz	Peso	Gamma
7472	3045	Sisma X SLO	35.3	0	0	0	1.2E2	1.311	7473	3045	Sisma Y SLO	0	35.3	0	0	1.2E2	1.311
7474	3046	Sisma X SLV	41.8	0	0	0	1.0E2	1.311	7475	3046	Sisma Y SLV	0	41.8	0	0	1.0E2	1.311
7476	3046	Sisma X SLO	31.1	0	0	0	1.0E2	1.311	7477	3046	Sisma Y SLO	0	31.1	0	0	1.0E2	1.311
7478	3047	Sisma X SLV	263.6	0	0	0	6.6E2	1.311	7479	3047	Sisma Y SLV	0	263.6	0	0	6.6E2	1.311
7480	3047	Sisma X SLO	196.3	0	0	0	6.6E2	1.311	7481	3047	Sisma Y SLO	0	196.3	0	0	6.6E2	1.311
7482	3048	Sisma X SLV	263.6	0	0	0	6.6E2	1.311	7483	3048	Sisma Y SLV	0	263.6	0	0	6.6E2	1.311
7484	3048	Sisma X SLO	196.3	0	0	0	6.6E2	1.311	7485	3048	Sisma Y SLO	0	196.3	0	0	6.6E2	1.311
7486	3049	Sisma X SLV	41.8	0	0	0	1.0E2	1.311	7487	3049	Sisma Y SLV	0	41.8	0	0	1.0E2	1.311
7488	3049	Sisma X SLO	31.1	0	0	0	1.0E2	1.311	7489	3049	Sisma Y SLO	0	31.1	0	0	1.0E2	1.311
7490	3050	Sisma X SLV	263.6	0	0	0	6.6E2	1.311	7491	3050	Sisma Y SLV	0	263.6	0	0	6.6E2	1.311
7492	3050	Sisma X SLO	196.3	0	0	0	6.6E2	1.311	7493	3050	Sisma Y SLO	0	196.3	0	0	6.6E2	1.311
7494	3051	Sisma X SLV	47.5	0	0	0	1.2E2	1.311	7495	3051	Sisma Y SLV	0	47.5	0	0	1.2E2	1.311
7496	3051	Sisma X SLO	35.3	0	0	0	1.2E2	1.311	7497	3051	Sisma Y SLO	0	35.3	0	0	1.2E2	1.311
7498	3052	Sisma X SLV	41.8	0	0	0	1.0E2	1.311	7499	3052	Sisma Y SLV	0	41.8	0	0	1.0E2	1.311
7500	3052	Sisma X SLO	31.1	0	0	0	1.0E2	1.311	7501	3052	Sisma Y SLO	0	31.1	0	0	1.0E2	1.311
7502	3053	Sisma X SLV	263.6	0	0	0	6.6E2	1.311	7503	3053	Sisma Y SLV	0	263.6	0	0	6.6E2	1.311
7504	3053	Sisma X SLO	196.3	0	0	0	6.6E2	1.311	7505	3053	Sisma Y SLO	0	196.3	0	0	6.6E2	1.311
7506	3054	Sisma X SLV	263.6	0	0	0	6.6E2	1.311	7507	3054	Sisma Y SLV	0	263.6	0	0	6.6E2	1.311
7508	3054	Sisma X SLO	196.3	0	0	0	6.6E2	1.311	7509	3054	Sisma Y SLO	0	196.3	0	0	6.6E2	1.311
7510	3055	Sisma X SLV	41.8	0	0	0	1.0E2	1.311	7511	3055	Sisma Y SLV	0	41.8	0	0	1.0E2	1.311
7512	3055	Sisma X SLO	31.1	0	0	0	1.0E2	1.311	7513	3055	Sisma Y SLO	0	31.1	0	0	1.0E2	1.311
7514	3056	Sisma X SLV	263.6	0	0	0	6.6E2	1.311	7515	3056	Sisma Y SLV	0	263.6	0	0	6.6E2	1.311
7516	3056	Sisma X SLO	196.3	0	0	0	6.6E2	1.311	7517	3056	Sisma Y SLO	0	196.3	0	0	6.6E2	1.311
7518	3057	Sisma X SLV	47.5	0	0	0	1.2E2	1.311	7519	3057	Sisma Y SLV	0	47.5	0	0	1.2E2	1.311
7520	3057	Sisma X SLO	35.3	0	0	0	1.2E2	1.311	7521	3057	Sisma Y SLO	0	35.3	0	0	1.2E2	1.311
7522	3058	Sisma X SLV	41.8	0	0	0	1.0E2	1.311	7523	3058	Sisma Y SLV	0	41.8	0	0	1.0E2	1.311
7524	3058	Sisma X SLO	31.1	0	0	0	1.0E2	1.311	7525	3058	Sisma Y SLO	0	31.1	0	0	1.0E2	1.311

**PIAZZALE TRIAGE-FABBRICATO-ALLEGATO
ALLA REL. PREDIMENSIONAMENTO
STRUTTURE**

Codice documento
SF0272_F0

<i>Rev</i>	<i>Data</i>
F0	20/06/2011

Indice	Nodo	Condizione	Fx	Fy	Fz	Mz	Peso	Gamma	Indice	Nodo	Condizione	Fx	Fy	Fz	Mz	Peso	Gamma
7526	3059	Sisma X SLV	263.6	0	0	0	6.6E2	1.311	7527	3059	Sisma Y SLV	0	263.6	0	0	6.6E2	1.311
7528	3059	Sisma X SLO	196.3	0	0	0	6.6E2	1.311	7529	3059	Sisma Y SLO	0	196.3	0	0	6.6E2	1.311
7530	3060	Sisma X SLV	263.6	0	0	0	6.6E2	1.311	7531	3060	Sisma Y SLV	0	263.6	0	0	6.6E2	1.311
7532	3060	Sisma X SLO	196.3	0	0	0	6.6E2	1.311	7533	3060	Sisma Y SLO	0	196.3	0	0	6.6E2	1.311
7534	3061	Sisma X SLV	41.8	0	0	0	1.0E2	1.311	7535	3061	Sisma Y SLV	0	41.8	0	0	1.0E2	1.311
7536	3061	Sisma X SLO	31.1	0	0	0	1.0E2	1.311	7537	3061	Sisma Y SLO	0	31.1	0	0	1.0E2	1.311
7538	3062	Sisma X SLV	263.6	0	0	0	6.6E2	1.311	7539	3062	Sisma Y SLV	0	263.6	0	0	6.6E2	1.311
7540	3062	Sisma X SLO	196.3	0	0	0	6.6E2	1.311	7541	3062	Sisma Y SLO	0	196.3	0	0	6.6E2	1.311
7542	3063	Sisma X SLV	47.5	0	0	0	1.2E2	1.311	7543	3063	Sisma Y SLV	0	47.5	0	0	1.2E2	1.311
7544	3063	Sisma X SLO	35.3	0	0	0	1.2E2	1.311	7545	3063	Sisma Y SLO	0	35.3	0	0	1.2E2	1.311
7546	3064	Sisma X SLV	41.8	0	0	0	1.0E2	1.311	7547	3064	Sisma Y SLV	0	41.8	0	0	1.0E2	1.311
7548	3064	Sisma X SLO	31.1	0	0	0	1.0E2	1.311	7549	3064	Sisma Y SLO	0	31.1	0	0	1.0E2	1.311
7550	3065	Sisma X SLV	263.6	0	0	0	6.6E2	1.311	7551	3065	Sisma Y SLV	0	263.6	0	0	6.6E2	1.311
7552	3065	Sisma X SLO	196.3	0	0	0	6.6E2	1.311	7553	3065	Sisma Y SLO	0	196.3	0	0	6.6E2	1.311
7554	3066	Sisma X SLV	263.6	0	0	0	6.6E2	1.311	7555	3066	Sisma Y SLV	0	263.6	0	0	6.6E2	1.311
7556	3066	Sisma X SLO	196.3	0	0	0	6.6E2	1.311	7557	3066	Sisma Y SLO	0	196.3	0	0	6.6E2	1.311
7558	3067	Sisma X SLV	41.8	0	0	0	1.0E2	1.311	7559	3067	Sisma Y SLV	0	41.8	0	0	1.0E2	1.311
7560	3067	Sisma X SLO	31.1	0	0	0	1.0E2	1.311	7561	3067	Sisma Y SLO	0	31.1	0	0	1.0E2	1.311
7562	3068	Sisma X SLV	263.6	0	0	0	6.6E2	1.311	7563	3068	Sisma Y SLV	0	263.6	0	0	6.6E2	1.311
7564	3068	Sisma X SLO	196.3	0	0	0	6.6E2	1.311	7565	3068	Sisma Y SLO	0	196.3	0	0	6.6E2	1.311
7566	3069	Sisma X SLV	47.5	0	0	0	1.2E2	1.311	7567	3069	Sisma Y SLV	0	47.5	0	0	1.2E2	1.311
7568	3069	Sisma X SLO	35.3	0	0	0	1.2E2	1.311	7569	3069	Sisma Y SLO	0	35.3	0	0	1.2E2	1.311
7570	3070	Sisma X SLV	41.8	0	0	0	1.0E2	1.311	7571	3070	Sisma Y SLV	0	41.8	0	0	1.0E2	1.311
7572	3070	Sisma X SLO	31.1	0	0	0	1.0E2	1.311	7573	3070	Sisma Y SLO	0	31.1	0	0	1.0E2	1.311
7574	3071	Sisma X SLV	263.6	0	0	0	6.6E2	1.311	7575	3071	Sisma Y SLV	0	263.6	0	0	6.6E2	1.311
7576	3071	Sisma X SLO	196.3	0	0	0	6.6E2	1.311	7577	3071	Sisma Y SLO	0	196.3	0	0	6.6E2	1.311
7578	3072	Sisma X SLV	263.6	0	0	0	6.6E2	1.311	7579	3072	Sisma Y SLV	0	263.6	0	0	6.6E2	1.311

**PIAZZALE TRIAGE-FABBRICATO-ALLEGATO
ALLA REL. PREDIMENSIONAMENTO
STRUTTURE**

Codice documento
SF0272_F0

<i>Rev</i>	<i>Data</i>
F0	20/06/2011

Indice	Nodo	Condizione	Fx	Fy	Fz	Mz	Peso	Gamma	Indice	Nodo	Condizione	Fx	Fy	Fz	Mz	Peso	Gamma
7580	3072	Sisma X SLO	196.3	0	0	0	6.6E2	1.311	7581	3072	Sisma Y SLO	0	196.3	0	0	6.6E2	1.311
7582	3073	Sisma X SLV	41.8	0	0	0	1.0E2	1.311	7583	3073	Sisma Y SLV	0	41.8	0	0	1.0E2	1.311
7584	3073	Sisma X SLO	31.1	0	0	0	1.0E2	1.311	7585	3073	Sisma Y SLO	0	31.1	0	0	1.0E2	1.311
7586	3074	Sisma X SLV	263.6	0	0	0	6.6E2	1.311	7587	3074	Sisma Y SLV	0	263.6	0	0	6.6E2	1.311
7588	3074	Sisma X SLO	196.3	0	0	0	6.6E2	1.311	7589	3074	Sisma Y SLO	0	196.3	0	0	6.6E2	1.311
7590	3075	Sisma X SLV	47.5	0	0	0	1.2E2	1.311	7591	3075	Sisma Y SLV	0	47.5	0	0	1.2E2	1.311
7592	3075	Sisma X SLO	35.3	0	0	0	1.2E2	1.311	7593	3075	Sisma Y SLO	0	35.3	0	0	1.2E2	1.311
7594	3076	Sisma X SLV	41.8	0	0	0	1.0E2	1.311	7595	3076	Sisma Y SLV	0	41.8	0	0	1.0E2	1.311
7596	3076	Sisma X SLO	31.1	0	0	0	1.0E2	1.311	7597	3076	Sisma Y SLO	0	31.1	0	0	1.0E2	1.311
7598	3077	Sisma X SLV	263.6	0	0	0	6.6E2	1.311	7599	3077	Sisma Y SLV	0	263.6	0	0	6.6E2	1.311
7600	3077	Sisma X SLO	196.3	0	0	0	6.6E2	1.311	7601	3077	Sisma Y SLO	0	196.3	0	0	6.6E2	1.311
7602	3078	Sisma X SLV	613.8	0	0	0	1.5E3	1.311	7603	3078	Sisma Y SLV	0	613.8	0	0	1.5E3	1.311
7604	3078	Sisma X SLO	457.1	0	0	0	1.5E3	1.311	7605	3078	Sisma Y SLO	0	457.1	0	0	1.5E3	1.311
7606	3079	Sisma X SLV	964.1	0	0	0	2.4E3	1.311	7607	3079	Sisma Y SLV	0	964.1	0	0	2.4E3	1.311
7608	3079	Sisma X SLO	717.9	0	0	0	2.4E3	1.311	7609	3079	Sisma Y SLO	0	717.9	0	0	2.4E3	1.311
7610	3080	Sisma X SLV	964.1	0	0	0	2.4E3	1.311	7611	3080	Sisma Y SLV	0	964.1	0	0	2.4E3	1.311
7612	3080	Sisma X SLO	717.9	0	0	0	2.4E3	1.311	7613	3080	Sisma Y SLO	0	717.9	0	0	2.4E3	1.311
7614	3081	Sisma X SLV	964.1	0	0	0	2.4E3	1.311	7615	3081	Sisma Y SLV	0	964.1	0	0	2.4E3	1.311
7616	3081	Sisma X SLO	717.9	0	0	0	2.4E3	1.311	7617	3081	Sisma Y SLO	0	717.9	0	0	2.4E3	1.311
7618	3082	Sisma X SLV	964.1	0	0	0	2.4E3	1.311	7619	3082	Sisma Y SLV	0	964.1	0	0	2.4E3	1.311
7620	3082	Sisma X SLO	717.9	0	0	0	2.4E3	1.311	7621	3082	Sisma Y SLO	0	717.9	0	0	2.4E3	1.311
7622	3083	Sisma X SLV	1.3E3	0	0	0	3.2E3	1.311	7623	3083	Sisma Y SLV	0	1.3E3	0	0	3.2E3	1.311
7624	3083	Sisma X SLO	966.8	0	0	0	3.2E3	1.311	7625	3083	Sisma Y SLO	0	966.8	0	0	3.2E3	1.311
7626	3084	Sisma X SLV	972.8	0	0	0	2.4E3	1.311	7627	3084	Sisma Y SLV	0	972.8	0	0	2.4E3	1.311
7628	3084	Sisma X SLO	724.4	0	0	0	2.4E3	1.311	7629	3084	Sisma Y SLO	0	724.4	0	0	2.4E3	1.311
7630	3085	Sisma X SLV	972.8	0	0	0	2.4E3	1.311	7631	3085	Sisma Y SLV	0	972.8	0	0	2.4E3	1.311
7632	3085	Sisma X SLO	724.4	0	0	0	2.4E3	1.311	7633	3085	Sisma Y SLO	0	724.4	0	0	2.4E3	1.311

**PIAZZALE TRIAGE-FABBRICATO-ALLEGATO
ALLA REL. PREDIMENSIONAMENTO
STRUTTURE**

Codice documento
SF0272_F0

<i>Rev</i>	<i>Data</i>
F0	20/06/2011

Indice	Nodo	Condizione	Fx	Fy	Fz	Mz	Peso	Gamma	Indice	Nodo	Condizione	Fx	Fy	Fz	Mz	Peso	Gamma
7634	3086	Sisma X SLV	972.8	0	0	0	2.4E3	1.311	7635	3086	Sisma Y SLV	0	972.8	0	0	2.4E3	1.311
7636	3086	Sisma X SLO	724.4	0	0	0	2.4E3	1.311	7637	3086	Sisma Y SLO	0	724.4	0	0	2.4E3	1.311
7638	3087	Sisma X SLV	972.8	0	0	0	2.4E3	1.311	7639	3087	Sisma Y SLV	0	972.8	0	0	2.4E3	1.311
7640	3087	Sisma X SLO	724.4	0	0	0	2.4E3	1.311	7641	3087	Sisma Y SLO	0	724.4	0	0	2.4E3	1.311
7642	3088	Sisma X SLV	972.8	0	0	0	2.4E3	1.311	7643	3088	Sisma Y SLV	0	972.8	0	0	2.4E3	1.311
7644	3088	Sisma X SLO	724.4	0	0	0	2.4E3	1.311	7645	3088	Sisma Y SLO	0	724.4	0	0	2.4E3	1.311
7646	3089	Sisma X SLV	972.8	0	0	0	2.4E3	1.311	7647	3089	Sisma Y SLV	0	972.8	0	0	2.4E3	1.311
7648	3089	Sisma X SLO	724.4	0	0	0	2.4E3	1.311	7649	3089	Sisma Y SLO	0	724.4	0	0	2.4E3	1.311
7650	3090	Sisma X SLV	1.3E3	0	0	0	3.1E3	1.311	7651	3090	Sisma Y SLV	0	1.3E3	0	0	3.1E3	1.311
7652	3090	Sisma X SLO	933.4	0	0	0	3.1E3	1.311	7653	3090	Sisma Y SLO	0	933.4	0	0	3.1E3	1.311
7654	3091	Sisma X SLV	874.4	0	0	0	2.2E3	1.311	7655	3091	Sisma Y SLV	0	874.4	0	0	2.2E3	1.311
7656	3091	Sisma X SLO	651.1	0	0	0	2.2E3	1.311	7657	3091	Sisma Y SLO	0	651.1	0	0	2.2E3	1.311
7658	3092	Sisma X SLV	874.4	0	0	0	2.2E3	1.311	7659	3092	Sisma Y SLV	0	874.4	0	0	2.2E3	1.311
7660	3092	Sisma X SLO	651.1	0	0	0	2.2E3	1.311	7661	3092	Sisma Y SLO	0	651.1	0	0	2.2E3	1.311
7662	3093	Sisma X SLV	874.4	0	0	0	2.2E3	1.311	7663	3093	Sisma Y SLV	0	874.4	0	0	2.2E3	1.311
7664	3093	Sisma X SLO	651.1	0	0	0	2.2E3	1.311	7665	3093	Sisma Y SLO	0	651.1	0	0	2.2E3	1.311
7666	3094	Sisma X SLV	874.4	0	0	0	2.2E3	1.311	7667	3094	Sisma Y SLV	0	874.4	0	0	2.2E3	1.311
7668	3094	Sisma X SLO	651.1	0	0	0	2.2E3	1.311	7669	3094	Sisma Y SLO	0	651.1	0	0	2.2E3	1.311
7670	3095	Sisma X SLV	874.4	0	0	0	2.2E3	1.311	7671	3095	Sisma Y SLV	0	874.4	0	0	2.2E3	1.311
7672	3095	Sisma X SLO	651.1	0	0	0	2.2E3	1.311	7673	3095	Sisma Y SLO	0	651.1	0	0	2.2E3	1.311
7674	3096	Sisma X SLV	874.4	0	0	0	2.2E3	1.311	7675	3096	Sisma Y SLV	0	874.4	0	0	2.2E3	1.311
7676	3096	Sisma X SLO	651.1	0	0	0	2.2E3	1.311	7677	3096	Sisma Y SLO	0	651.1	0	0	2.2E3	1.311
7678	3097	Sisma X SLV	1.2E3	0	0	0	3.0E3	1.311	7679	3097	Sisma Y SLV	0	1.2E3	0	0	3.0E3	1.311
7680	3097	Sisma X SLO	896.8	0	0	0	3.0E3	1.311	7681	3097	Sisma Y SLO	0	896.8	0	0	3.0E3	1.311
7682	3098	Sisma X SLV	874.4	0	0	0	2.2E3	1.311	7683	3098	Sisma Y SLV	0	874.4	0	0	2.2E3	1.311
7684	3098	Sisma X SLO	651.1	0	0	0	2.2E3	1.311	7685	3098	Sisma Y SLO	0	651.1	0	0	2.2E3	1.311
7686	3099	Sisma X SLV	874.4	0	0	0	2.2E3	1.311	7687	3099	Sisma Y SLV	0	874.4	0	0	2.2E3	1.311

**PIAZZALE TRIAGE-FABBRICATO-ALLEGATO
ALLA REL. PREDIMENSIONAMENTO
STRUTTURE**

Codice documento
SF0272_F0

<i>Rev</i>	<i>Data</i>
F0	20/06/2011

Indice	Nodo	Condizione	Fx	Fy	Fz	Mz	Peso	Gamma	Indice	Nodo	Condizione	Fx	Fy	Fz	Mz	Peso	Gamma
7688	3099	Sisma X SLO	651.1	0	0	0	2.2E3	1.311	7689	3099	Sisma Y SLO	0	651.1	0	0	2.2E3	1.311
7690	3100	Sisma X SLV	874.4	0	0	0	2.2E3	1.311	7691	3100	Sisma Y SLV	0	874.4	0	0	2.2E3	1.311
7692	3100	Sisma X SLO	651.1	0	0	0	2.2E3	1.311	7693	3100	Sisma Y SLO	0	651.1	0	0	2.2E3	1.311
7694	3101	Sisma X SLV	874.4	0	0	0	2.2E3	1.311	7695	3101	Sisma Y SLV	0	874.4	0	0	2.2E3	1.311
7696	3101	Sisma X SLO	651.1	0	0	0	2.2E3	1.311	7697	3101	Sisma Y SLO	0	651.1	0	0	2.2E3	1.311
7698	3102	Sisma X SLV	874.4	0	0	0	2.2E3	1.311	7699	3102	Sisma Y SLV	0	874.4	0	0	2.2E3	1.311
7700	3102	Sisma X SLO	651.1	0	0	0	2.2E3	1.311	7701	3102	Sisma Y SLO	0	651.1	0	0	2.2E3	1.311
7702	3103	Sisma X SLV	874.4	0	0	0	2.2E3	1.311	7703	3103	Sisma Y SLV	0	874.4	0	0	2.2E3	1.311
7704	3103	Sisma X SLO	651.1	0	0	0	2.2E3	1.311	7705	3103	Sisma Y SLO	0	651.1	0	0	2.2E3	1.311
7706	3104	Sisma X SLV	1.2E3	0	0	0	3.0E3	1.311	7707	3104	Sisma Y SLV	0	1.2E3	0	0	3.0E3	1.311
7708	3104	Sisma X SLO	896.8	0	0	0	3.0E3	1.311	7709	3104	Sisma Y SLO	0	896.8	0	0	3.0E3	1.311
7710	3105	Sisma X SLV	874.4	0	0	0	2.2E3	1.311	7711	3105	Sisma Y SLV	0	874.4	0	0	2.2E3	1.311
7712	3105	Sisma X SLO	651.1	0	0	0	2.2E3	1.311	7713	3105	Sisma Y SLO	0	651.1	0	0	2.2E3	1.311
7714	3106	Sisma X SLV	874.4	0	0	0	2.2E3	1.311	7715	3106	Sisma Y SLV	0	874.4	0	0	2.2E3	1.311
7716	3106	Sisma X SLO	651.1	0	0	0	2.2E3	1.311	7717	3106	Sisma Y SLO	0	651.1	0	0	2.2E3	1.311
7718	3107	Sisma X SLV	874.4	0	0	0	2.2E3	1.311	7719	3107	Sisma Y SLV	0	874.4	0	0	2.2E3	1.311
7720	3107	Sisma X SLO	651.1	0	0	0	2.2E3	1.311	7721	3107	Sisma Y SLO	0	651.1	0	0	2.2E3	1.311
7722	3108	Sisma X SLV	874.4	0	0	0	2.2E3	1.311	7723	3108	Sisma Y SLV	0	874.4	0	0	2.2E3	1.311
7724	3108	Sisma X SLO	651.1	0	0	0	2.2E3	1.311	7725	3108	Sisma Y SLO	0	651.1	0	0	2.2E3	1.311
7726	3109	Sisma X SLV	874.4	0	0	0	2.2E3	1.311	7727	3109	Sisma Y SLV	0	874.4	0	0	2.2E3	1.311
7728	3109	Sisma X SLO	651.1	0	0	0	2.2E3	1.311	7729	3109	Sisma Y SLO	0	651.1	0	0	2.2E3	1.311
7730	3110	Sisma X SLV	874.4	0	0	0	2.2E3	1.311	7731	3110	Sisma Y SLV	0	874.4	0	0	2.2E3	1.311
7732	3110	Sisma X SLO	651.1	0	0	0	2.2E3	1.311	7733	3110	Sisma Y SLO	0	651.1	0	0	2.2E3	1.311
7734	3111	Sisma X SLV	929.9	0	0	0	2.3E3	1.311	7735	3111	Sisma Y SLV	0	929.9	0	0	2.3E3	1.311
7736	3111	Sisma X SLO	692.4	0	0	0	2.3E3	1.311	7737	3111	Sisma Y SLO	0	692.4	0	0	2.3E3	1.311
7738	3112	Sisma X SLV	943.7	0	0	0	2.3E3	1.311	7739	3112	Sisma Y SLV	0	943.7	0	0	2.3E3	1.311
7740	3112	Sisma X SLO	702.7	0	0	0	2.3E3	1.311	7741	3112	Sisma Y SLO	0	702.7	0	0	2.3E3	1.311

**PIAZZALE TRIAGE-FABBRICATO-ALLEGATO
ALLA REL. PREDIMENSIONAMENTO
STRUTTURE**

Codice documento
SF0272_F0

<i>Rev</i>	<i>Data</i>
F0	20/06/2011

Indice	Nodo	Condizione	Fx	Fy	Fz	Mz	Peso	Gamma	Indice	Nodo	Condizione	Fx	Fy	Fz	Mz	Peso	Gamma
7742	3113	Sisma X SLV	943.7	0	0	0	2.3E3	1.311	7743	3113	Sisma Y SLV	0	943.7	0	0	2.3E3	1.311
7744	3113	Sisma X SLO	702.7	0	0	0	2.3E3	1.311	7745	3113	Sisma Y SLO	0	702.7	0	0	2.3E3	1.311
7746	3114	Sisma X SLV	943.7	0	0	0	2.3E3	1.311	7747	3114	Sisma Y SLV	0	943.7	0	0	2.3E3	1.311
7748	3114	Sisma X SLO	702.7	0	0	0	2.3E3	1.311	7749	3114	Sisma Y SLO	0	702.7	0	0	2.3E3	1.311
7750	3115	Sisma X SLV	943.7	0	0	0	2.3E3	1.311	7751	3115	Sisma Y SLV	0	943.7	0	0	2.3E3	1.311
7752	3115	Sisma X SLO	702.7	0	0	0	2.3E3	1.311	7753	3115	Sisma Y SLO	0	702.7	0	0	2.3E3	1.311
7754	3116	Sisma X SLV	943.7	0	0	0	2.3E3	1.311	7755	3116	Sisma Y SLV	0	943.7	0	0	2.3E3	1.311
7756	3116	Sisma X SLO	702.7	0	0	0	2.3E3	1.311	7757	3116	Sisma Y SLO	0	702.7	0	0	2.3E3	1.311
7758	3117	Sisma X SLV	471.8	0	0	0	1.2E3	1.311	7759	3117	Sisma Y SLV	0	471.8	0	0	1.2E3	1.311
7760	3117	Sisma X SLO	351.3	0	0	0	1.2E3	1.311	7761	3117	Sisma Y SLO	0	351.3	0	0	1.2E3	1.311
7762	3118	Sisma X SLV	499	0	0	0	1.2E3	1.311	7763	3118	Sisma Y SLV	0	499	0	0	1.2E3	1.311
7764	3118	Sisma X SLO	371.6	0	0	0	1.2E3	1.311	7765	3118	Sisma Y SLO	0	371.6	0	0	1.2E3	1.311
7766	3119	Sisma X SLV	734.3	0	0	0	1.8E3	1.311	7767	3119	Sisma Y SLV	0	734.3	0	0	1.8E3	1.311
7768	3119	Sisma X SLO	546.8	0	0	0	1.8E3	1.311	7769	3119	Sisma Y SLO	0	546.8	0	0	1.8E3	1.311
7770	3120	Sisma X SLV	734.3	0	0	0	1.8E3	1.311	7771	3120	Sisma Y SLV	0	734.3	0	0	1.8E3	1.311
7772	3120	Sisma X SLO	546.8	0	0	0	1.8E3	1.311	7773	3120	Sisma Y SLO	0	546.8	0	0	1.8E3	1.311
7774	3121	Sisma X SLV	734.3	0	0	0	1.8E3	1.311	7775	3121	Sisma Y SLV	0	734.3	0	0	1.8E3	1.311
7776	3121	Sisma X SLO	546.8	0	0	0	1.8E3	1.311	7777	3121	Sisma Y SLO	0	546.8	0	0	1.8E3	1.311
7778	3122	Sisma X SLV	1.1E3	0	0	0	2.7E3	1.311	7779	3122	Sisma Y SLV	0	1.1E3	0	0	2.7E3	1.311
7780	3122	Sisma X SLO	802.1	0	0	0	2.7E3	1.311	7781	3122	Sisma Y SLO	0	802.1	0	0	2.7E3	1.311
7782	3123	Sisma X SLV	760.4	0	0	0	1.9E3	1.311	7783	3123	Sisma Y SLV	0	760.4	0	0	1.9E3	1.311
7784	3123	Sisma X SLO	566.2	0	0	0	1.9E3	1.311	7785	3123	Sisma Y SLO	0	566.2	0	0	1.9E3	1.311
7786	3124	Sisma X SLV	760.4	0	0	0	1.9E3	1.311	7787	3124	Sisma Y SLV	0	760.4	0	0	1.9E3	1.311
7788	3124	Sisma X SLO	566.2	0	0	0	1.9E3	1.311	7789	3124	Sisma Y SLO	0	566.2	0	0	1.9E3	1.311
7790	3125	Sisma X SLV	760.4	0	0	0	1.9E3	1.311	7791	3125	Sisma Y SLV	0	760.4	0	0	1.9E3	1.311
7792	3125	Sisma X SLO	566.2	0	0	0	1.9E3	1.311	7793	3125	Sisma Y SLO	0	566.2	0	0	1.9E3	1.311
7794	3126	Sisma X SLV	760.4	0	0	0	1.9E3	1.311	7795	3126	Sisma Y SLV	0	760.4	0	0	1.9E3	1.311

**PIAZZALE TRIAGE-FABBRICATO-ALLEGATO
ALLA REL. PREDIMENSIONAMENTO
STRUTTURE**

Codice documento
SF0272_F0

<i>Rev</i>	<i>Data</i>
F0	20/06/2011

Indice	Nodo	Condizione	Fx	Fy	Fz	Mz	Peso	Gamma	Indice	Nodo	Condizione	Fx	Fy	Fz	Mz	Peso	Gamma
7796	3126	Sisma X SLO	566.2	0	0	0	1.9E3	1.311	7797	3126	Sisma Y SLO	0	566.2	0	0	1.9E3	1.311
7798	3127	Sisma X SLV	1.1E3	0	0	0	2.8E3	1.311	7799	3127	Sisma Y SLV	0	1.1E3	0	0	2.8E3	1.311
7800	3127	Sisma X SLO	825.3	0	0	0	2.8E3	1.311	7801	3127	Sisma Y SLO	0	825.3	0	0	2.8E3	1.311
7802	3128	Sisma X SLV	796.5	0	0	0	2.0E3	1.311	7803	3128	Sisma Y SLV	0	796.5	0	0	2.0E3	1.311
7804	3128	Sisma X SLO	593.1	0	0	0	2.0E3	1.311	7805	3128	Sisma Y SLO	0	593.1	0	0	2.0E3	1.311
7806	3129	Sisma X SLV	796.5	0	0	0	2.0E3	1.311	7807	3129	Sisma Y SLV	0	796.5	0	0	2.0E3	1.311
7808	3129	Sisma X SLO	593.1	0	0	0	2.0E3	1.311	7809	3129	Sisma Y SLO	0	593.1	0	0	2.0E3	1.311
7810	3130	Sisma X SLV	796.5	0	0	0	2.0E3	1.311	7811	3130	Sisma Y SLV	0	796.5	0	0	2.0E3	1.311
7812	3130	Sisma X SLO	593.1	0	0	0	2.0E3	1.311	7813	3130	Sisma Y SLO	0	593.1	0	0	2.0E3	1.311
7814	3131	Sisma X SLV	422	0	0	0	1.0E3	1.311	7815	3131	Sisma Y SLV	0	422	0	0	1.0E3	1.311
7816	3131	Sisma X SLO	314.2	0	0	0	1.0E3	1.311	7817	3131	Sisma Y SLO	0	314.2	0	0	1.0E3	1.311
7818	3132	Sisma X SLV	474.4	0	0	0	1.2E3	1.311	7819	3132	Sisma Y SLV	0	474.4	0	0	1.2E3	1.311
7820	3132	Sisma X SLO	353.2	0	0	0	1.2E3	1.311	7821	3132	Sisma Y SLO	0	353.2	0	0	1.2E3	1.311
7822	3133	Sisma X SLV	948.8	0	0	0	2.4E3	1.311	7823	3133	Sisma Y SLV	0	948.8	0	0	2.4E3	1.311
7824	3133	Sisma X SLO	706.5	0	0	0	2.4E3	1.311	7825	3133	Sisma Y SLO	0	706.5	0	0	2.4E3	1.311
7826	3134	Sisma X SLV	948.8	0	0	0	2.4E3	1.311	7827	3134	Sisma Y SLV	0	948.8	0	0	2.4E3	1.311
7828	3134	Sisma X SLO	706.5	0	0	0	2.4E3	1.311	7829	3134	Sisma Y SLO	0	706.5	0	0	2.4E3	1.311
7830	3135	Sisma X SLV	948.8	0	0	0	2.4E3	1.311	7831	3135	Sisma Y SLV	0	948.8	0	0	2.4E3	1.311
7832	3135	Sisma X SLO	706.5	0	0	0	2.4E3	1.311	7833	3135	Sisma Y SLO	0	706.5	0	0	2.4E3	1.311
7834	3136	Sisma X SLV	948.8	0	0	0	2.4E3	1.311	7835	3136	Sisma Y SLV	0	948.8	0	0	2.4E3	1.311
7836	3136	Sisma X SLO	706.5	0	0	0	2.4E3	1.311	7837	3136	Sisma Y SLO	0	706.5	0	0	2.4E3	1.311
7838	3137	Sisma X SLV	948.8	0	0	0	2.4E3	1.311	7839	3137	Sisma Y SLV	0	948.8	0	0	2.4E3	1.311
7840	3137	Sisma X SLO	706.5	0	0	0	2.4E3	1.311	7841	3137	Sisma Y SLO	0	706.5	0	0	2.4E3	1.311
7842	3138	Sisma X SLV	948.8	0	0	0	2.4E3	1.311	7843	3138	Sisma Y SLV	0	948.8	0	0	2.4E3	1.311
7844	3138	Sisma X SLO	706.5	0	0	0	2.4E3	1.311	7845	3138	Sisma Y SLO	0	706.5	0	0	2.4E3	1.311
7846	3139	Sisma X SLV	968.5	0	0	0	2.4E3	1.311	7847	3139	Sisma Y SLV	0	968.5	0	0	2.4E3	1.311
7848	3139	Sisma X SLO	721.2	0	0	0	2.4E3	1.311	7849	3139	Sisma Y SLO	0	721.2	0	0	2.4E3	1.311

**PIAZZALE TRIAGE-FABBRICATO-ALLEGATO
ALLA REL. PREDIMENSIONAMENTO
STRUTTURE**

Codice documento
SF0272_F0

<i>Rev</i>	<i>Data</i>
F0	20/06/2011

Indice	Nodo	Condizione	Fx	Fy	Fz	Mz	Peso	Gamma	Indice	Nodo	Condizione	Fx	Fy	Fz	Mz	Peso	Gamma
7850	3140	Sisma X SLV	946.6	0	0	0	2.4E3	1.311	7851	3140	Sisma Y SLV	0	946.6	0	0	2.4E3	1.311
7852	3140	Sisma X SLO	704.8	0	0	0	2.4E3	1.311	7853	3140	Sisma Y SLO	0	704.8	0	0	2.4E3	1.311
7854	3141	Sisma X SLV	946.6	0	0	0	2.4E3	1.311	7855	3141	Sisma Y SLV	0	946.6	0	0	2.4E3	1.311
7856	3141	Sisma X SLO	704.8	0	0	0	2.4E3	1.311	7857	3141	Sisma Y SLO	0	704.8	0	0	2.4E3	1.311
7858	3142	Sisma X SLV	946.6	0	0	0	2.4E3	1.311	7859	3142	Sisma Y SLV	0	946.6	0	0	2.4E3	1.311
7860	3142	Sisma X SLO	704.8	0	0	0	2.4E3	1.311	7861	3142	Sisma Y SLO	0	704.8	0	0	2.4E3	1.311
7862	3143	Sisma X SLV	946.6	0	0	0	2.4E3	1.311	7863	3143	Sisma Y SLV	0	946.6	0	0	2.4E3	1.311
7864	3143	Sisma X SLO	704.8	0	0	0	2.4E3	1.311	7865	3143	Sisma Y SLO	0	704.8	0	0	2.4E3	1.311
7866	3144	Sisma X SLV	946.6	0	0	0	2.4E3	1.311	7867	3144	Sisma Y SLV	0	946.6	0	0	2.4E3	1.311
7868	3144	Sisma X SLO	704.8	0	0	0	2.4E3	1.311	7869	3144	Sisma Y SLO	0	704.8	0	0	2.4E3	1.311
7870	3145	Sisma X SLV	946.6	0	0	0	2.4E3	1.311	7871	3145	Sisma Y SLV	0	946.6	0	0	2.4E3	1.311
7872	3145	Sisma X SLO	704.8	0	0	0	2.4E3	1.311	7873	3145	Sisma Y SLO	0	704.8	0	0	2.4E3	1.311
7874	3146	Sisma X SLV	1.3E3	0	0	0	3.1E3	1.311	7875	3146	Sisma Y SLV	0	1.3E3	0	0	3.1E3	1.311
7876	3146	Sisma X SLO	942.4	0	0	0	3.1E3	1.311	7877	3146	Sisma Y SLO	0	942.4	0	0	3.1E3	1.311
7878	3147	Sisma X SLV	924.7	0	0	0	2.3E3	1.311	7879	3147	Sisma Y SLV	0	924.7	0	0	2.3E3	1.311
7880	3147	Sisma X SLO	688.6	0	0	0	2.3E3	1.311	7881	3147	Sisma Y SLO	0	688.6	0	0	2.3E3	1.311
7882	3148	Sisma X SLV	924.7	0	0	0	2.3E3	1.311	7883	3148	Sisma Y SLV	0	924.7	0	0	2.3E3	1.311
7884	3148	Sisma X SLO	688.6	0	0	0	2.3E3	1.311	7885	3148	Sisma Y SLO	0	688.6	0	0	2.3E3	1.311
7886	3149	Sisma X SLV	924.7	0	0	0	2.3E3	1.311	7887	3149	Sisma Y SLV	0	924.7	0	0	2.3E3	1.311
7888	3149	Sisma X SLO	688.6	0	0	0	2.3E3	1.311	7889	3149	Sisma Y SLO	0	688.6	0	0	2.3E3	1.311
7890	3150	Sisma X SLV	924.7	0	0	0	2.3E3	1.311	7891	3150	Sisma Y SLV	0	924.7	0	0	2.3E3	1.311
7892	3150	Sisma X SLO	688.6	0	0	0	2.3E3	1.311	7893	3150	Sisma Y SLO	0	688.6	0	0	2.3E3	1.311
7894	3151	Sisma X SLV	924.7	0	0	0	2.3E3	1.311	7895	3151	Sisma Y SLV	0	924.7	0	0	2.3E3	1.311
7896	3151	Sisma X SLO	688.6	0	0	0	2.3E3	1.311	7897	3151	Sisma Y SLO	0	688.6	0	0	2.3E3	1.311
7898	3152	Sisma X SLV	924.7	0	0	0	2.3E3	1.311	7899	3152	Sisma Y SLV	0	924.7	0	0	2.3E3	1.311
7900	3152	Sisma X SLO	688.6	0	0	0	2.3E3	1.311	7901	3152	Sisma Y SLO	0	688.6	0	0	2.3E3	1.311
7902	3153	Sisma X SLV	594.2	0	0	0	1.5E3	1.311	7903	3153	Sisma Y SLV	0	594.2	0	0	1.5E3	1.311

		Ponte sullo Stretto di Messina PROGETTO DEFINITIVO		
PIAZZALE TRIAGE-FABBRICATO-ALLEGATO ALLA REL. PREDIMENSIONAMENTO STRUTTURE		Codice documento SF0272_F0	Rev F0	Data 20/06/2011

Indice	Nodo	Condizione	Fx	Fy	Fz	Mz	Peso	Gamma	Indice	Nodo	Condizione	Fx	Fy	Fz	Mz	Peso	Gamma
7904	3153	Sisma X SLO	442.4	0	0	0	1.5E3	1.311	7905	3153	Sisma Y SLO	0	442.4	0	0	1.5E3	1.311

Caratteristiche meccaniche aste

I seguenti dati si riferiscono alle caratteristiche meccaniche delle aste utilizzate dal solutore ad elementi finiti. Normalmente differiscono dalle caratteristiche inerziali delle sezioni definite nel database. Tengono conto dei moltiplicatori inerziali espressi nelle preferenze FEM e di indicazioni tratte dalla bibliografia (SAP 90 Volume I Figura X-8; Belluzzi Vol. 1.

I.: Numero dell'elemento nell'insieme che lo contiene.

Area: Area della sezione trasversale. [cm²]

Area 2: Area di taglio per sforzo di taglio nella direzione 2. [cm²]

Area 3: Area di taglio per sforzo di taglio nella direzione 3. [cm²]

In.2: Momento d'inerzia attorno all'asse locale 2. [cm⁴]

In.3: Momento d'inerzia attorno all'asse locale 3. [cm⁴]

In.tors.: Momento d'inerzia torsionale corretto con il fattore di torsione. [cm⁴]

E: Modulo di elasticità longitudinale. [daN/cm²]

G: Modulo di elasticità tangenziale. [daN/cm²]

Alfa: Coefficiente di dilatazione termica longitudinale. [°C⁻¹]

P.unit.: Peso per unità di lunghezza dell'elemento. [daN/cm]

S.fibre: Caratteristiche della sezione a fibre

Sez.corr.: Sezione degli elementi correlati.

Desc.: Descrizione o nome assegnato all'elemento.

Mat.corr.: Materiale degli elementi correlati.

Desc.: Descrizione o nome assegnato all'elemento.

I.	Area	Area 2	Area 3	In.2	In.3	In.tors.	E	G	Alfa	P.unit.	S.fibre	Sez.corr.	Mat.corr.
												Desc.	Desc.
1	875	729	729	45573	89323	1003	336428	152922	0.00001	2.188		R 25*35	C32/40

Definizioni aste

Indice: Numero dell'elemento nell'insieme che lo contiene.

Nodo I: Nodo iniziale.

Nodo J: Nodo finale.

Nodo K: Nodo che definisce l'asse locale 2.

Sezione: Caratteristiche inerziali-meccaniche della sezione.

Indice: Numero dell'elemento nell'insieme che lo contiene.

Indice	Nodo I	Nodo J	Nodo K	Sezione	Indice	Nodo I	Nodo J	Nodo K	Sezione
				Indice					Indice
1	3083	2941	3156	1	2	3090	2948	3156	1
3	3097	2955	3156	1	4	3104	2962	3156	1
5	3122	2980	3156	1	6	3127	2985	3156	1
7	3146	3004	3156	1					

Masse aggregate

**PIAZZALE TRIAGE-FABBRICATO-ALLEGATO
ALLA REL. PREDIMENSIONAMENTO
STRUTTURE**

Codice documento
SF0272_F0

<i>Rev</i>	<i>Data</i>
F0	20/06/2011

Nodo: Indice del nodo in cui si considera l'aggregazione delle masse.

Massa X: Massa per la componente di spostamento lungo l'asse X. [daN/(cm/s²)]

Massa Y: Massa per la componente di spostamento lungo l'asse Y. [daN/(cm/s²)]

Massa Z: Massa per la componente di spostamento lungo l'asse Z. [daN/(cm/s²)]

*Momento Z: Massa momento d'inerzia per la componente di rotazione attorno all'asse Z. [[daN/(cm/s²)]*cm²]*

Nodo	Massa X	Massa Y	Massa Z	Momento Z	Nodo	Massa X	Massa Y	Massa Z	Momento Z
1628	0.242	0.242	0		1629	0.243	0.243	0	
1630	0.243	0.243	0		1631	0.243	0.243	0	
1632	0.243	0.243	0		1633	0.244	0.244	0	
1634	0.245	0.245	0		1635	0.245	0.245	0	
1636	0.245	0.245	0		1637	0.245	0.245	0	
1638	0.245	0.245	0		1639	0.245	0.245	0	
1640	0.232	0.232	0		1641	0.22	0.22	0	
1642	0.22	0.22	0		1643	0.22	0.22	0	
1644	0.22	0.22	0		1645	0.22	0.22	0	
1646	0.22	0.22	0		1647	0.22	0.22	0	
1648	0.22	0.22	0		1649	0.22	0.22	0	
1650	0.22	0.22	0		1651	0.22	0.22	0	
1652	0.22	0.22	0		1653	0.22	0.22	0	
1654	0.22	0.22	0		1655	0.22	0.22	0	
1656	0.22	0.22	0		1657	0.22	0.22	0	
1658	0.22	0.22	0		1659	0.22	0.22	0	
1660	0.22	0.22	0		1661	0.335	0.335	0	
1662	0.237	0.237	0		1663	0.237	0.237	0	
1664	0.237	0.237	0		1665	0.237	0.237	0	
1666	0.237	0.237	0		1667	0.119	0.119	0	
1668	0.24	0.24	0		1669	0.239	0.239	0	
1670	0.239	0.239	0		1671	0.239	0.239	0	
1672	0.243	0.243	0		1673	0.247	0.247	0	
1674	0.247	0.247	0		1675	0.247	0.247	0	
1676	0.247	0.247	0		1677	0.253	0.253	0	
1678	0.259	0.259	0		1679	0.259	0.259	0	
1680	0.259	0.259	0		1681	0.25	0.25	0	
1682	0.119	0.119	0		1683	0.239	0.239	0	
1684	0.239	0.239	0		1685	0.239	0.239	0	
1686	0.239	0.239	0		1687	0.239	0.239	0	
1688	0.239	0.239	0		1689	0.344	0.344	0	
1690	0.238	0.238	0		1691	0.238	0.238	0	
1692	0.238	0.238	0		1693	0.238	0.238	0	
1694	0.238	0.238	0		1695	0.238	0.238	0	
1696	0.235	0.235	0		1697	0.233	0.233	0	
1698	0.233	0.233	0		1699	0.233	0.233	0	
1700	0.233	0.233	0		1701	0.233	0.233	0	
1702	0.233	0.233	0		1703	0.237	0.237	0	
1704	0.241	0.241	0		1705	0.212	0.212	0	
1706	0.241	0.241	0		1707	0.241	0.241	0	
1708	0.212	0.212	0		1709	0.241	0.241	0	
1710	0.241	0.241	0		1711	0.212	0.212	0	
1712	0.241	0.241	0		1713	0.241	0.241	0	
1714	0.212	0.212	0		1715	0.241	0.241	0	
1716	0.241	0.241	0		1717	0.212	0.212	0	

**PIAZZALE TRIAGE-FABBRICATO-ALLEGATO
ALLA REL. PREDIMENSIONAMENTO
STRUTTURE**

Codice documento
SF0272_F0

<i>Rev</i>	<i>Data</i>
F0	20/06/2011

Nodo	Massa X	Massa Y	Massa Z	Momento Z	Nodo	Massa X	Massa Y	Massa Z	Momento Z
1718	0.241	0.241	0		1719	0.241	0.241	0	
1720	0.212	0.212	0		1721	0.241	0.241	0	
1722	0.241	0.241	0		1723	0.212	0.212	0	
1724	0.241	0.241	0		1725	0.241	0.241	0	
1726	0.212	0.212	0		1727	0.241	0.241	0	
1728	0.241	0.241	0		1729	0.212	0.212	0	
1730	0.241	0.241	0		1731	0.241	0.241	0	
1732	0.212	0.212	0		1733	0.241	0.241	0	
1734	0.241	0.241	0		1735	0.212	0.212	0	
1736	0.241	0.241	0		1737	0.241	0.241	0	
1738	0.212	0.212	0		1739	0.241	0.241	0	
1740	0.241	0.241	0		1741	0.212	0.212	0	
1742	0.241	0.241	0		1743	0.241	0.241	0	
1744	0.212	0.212	0		1745	0.241	0.241	0	
1746	0.241	0.241	0		1747	0.212	0.212	0	
1748	0.241	0.241	0		1749	0.241	0.241	0	
1750	0.212	0.212	0		1751	0.241	0.241	0	
1752	0.241	0.241	0		1753	0.212	0.212	0	
1754	0.241	0.241	0		1755	0.241	0.241	0	
1756	0.212	0.212	0		1757	0.241	0.241	0	
1758	0.241	0.241	0		1759	0.212	0.212	0	
1760	0.241	0.241	0		1761	0.241	0.241	0	
1762	0.212	0.212	0		1763	0.241	0.241	0	
1764	0.241	0.241	0		1765	0.212	0.212	0	
1766	0.241	0.241	0		1767	0.241	0.241	0	
1768	0.212	0.212	0		1769	0.241	0.241	0	
1770	0.242	0.242	0		1771	0.243	0.243	0	
1772	0.243	0.243	0		1773	0.243	0.243	0	
1774	0.243	0.243	0		1775	0.244	0.244	0	
1776	0.245	0.245	0		1777	0.245	0.245	0	
1778	0.245	0.245	0		1779	0.245	0.245	0	
1780	0.245	0.245	0		1781	0.245	0.245	0	
1782	0.232	0.232	0		1783	0.22	0.22	0	
1784	0.22	0.22	0		1785	0.22	0.22	0	
1786	0.22	0.22	0		1787	0.22	0.22	0	
1788	0.22	0.22	0		1789	0.22	0.22	0	
1790	0.22	0.22	0		1791	0.22	0.22	0	
1792	0.22	0.22	0		1793	0.22	0.22	0	
1794	0.22	0.22	0		1795	0.22	0.22	0	
1796	0.22	0.22	0		1797	0.22	0.22	0	
1798	0.22	0.22	0		1799	0.22	0.22	0	
1800	0.22	0.22	0		1801	0.22	0.22	0	
1802	0.22	0.22	0		1803	0.335	0.335	0	
1804	0.237	0.237	0		1805	0.237	0.237	0	
1806	0.237	0.237	0		1807	0.237	0.237	0	
1808	0.237	0.237	0		1809	0.119	0.119	0	
1810	0.24	0.24	0		1811	0.239	0.239	0	
1812	0.239	0.239	0		1813	0.239	0.239	0	
1814	0.243	0.243	0		1815	0.247	0.247	0	
1816	0.247	0.247	0		1817	0.247	0.247	0	
1818	0.247	0.247	0		1819	0.253	0.253	0	
1820	0.259	0.259	0		1821	0.259	0.259	0	
1822	0.259	0.259	0		1823	0.25	0.25	0	
1824	0.119	0.119	0		1825	0.239	0.239	0	

**PIAZZALE TRIAGE-FABBRICATO-ALLEGATO
ALLA REL. PREDIMENSIONAMENTO
STRUTTURE**

Codice documento
SF0272_F0

<i>Rev</i>	<i>Data</i>
F0	20/06/2011

Nodo	Massa X	Massa Y	Massa Z	Momento Z	Nodo	Massa X	Massa Y	Massa Z	Momento Z
1826	0.239	0.239	0		1827	0.239	0.239	0	
1828	0.239	0.239	0		1829	0.239	0.239	0	
1830	0.239	0.239	0		1831	0.344	0.344	0	
1832	0.238	0.238	0		1833	0.238	0.238	0	
1834	0.238	0.238	0		1835	0.238	0.238	0	
1836	0.238	0.238	0		1837	0.238	0.238	0	
1838	0.235	0.235	0		1839	0.233	0.233	0	
1840	0.233	0.233	0		1841	0.233	0.233	0	
1842	0.233	0.233	0		1843	0.233	0.233	0	
1844	0.233	0.233	0		1845	0.237	0.237	0	
1846	0.242	0.242	0		1847	0.243	0.243	0	
1848	0.243	0.243	0		1849	0.243	0.243	0	
1850	0.243	0.243	0		1851	0.244	0.244	0	
1852	0.245	0.245	0		1853	0.245	0.245	0	
1854	0.245	0.245	0		1855	0.245	0.245	0	
1856	0.245	0.245	0		1857	0.245	0.245	0	
1858	0.232	0.232	0		1859	0.22	0.22	0	
1860	0.22	0.22	0		1861	0.22	0.22	0	
1862	0.22	0.22	0		1863	0.22	0.22	0	
1864	0.22	0.22	0		1865	0.22	0.22	0	
1866	0.22	0.22	0		1867	0.22	0.22	0	
1868	0.22	0.22	0		1869	0.22	0.22	0	
1870	0.22	0.22	0		1871	0.22	0.22	0	
1872	0.22	0.22	0		1873	0.22	0.22	0	
1874	0.22	0.22	0		1875	0.22	0.22	0	
1876	0.22	0.22	0		1877	0.22	0.22	0	
1878	0.22	0.22	0		1879	0.335	0.335	0	
1880	0.237	0.237	0		1881	0.237	0.237	0	
1882	0.237	0.237	0		1883	0.237	0.237	0	
1884	0.237	0.237	0		1885	0.119	0.119	0	
1886	0.24	0.24	0		1887	0.239	0.239	0	
1888	0.239	0.239	0		1889	0.239	0.239	0	
1890	0.243	0.243	0		1891	0.247	0.247	0	
1892	0.247	0.247	0		1893	0.247	0.247	0	
1894	0.247	0.247	0		1895	0.253	0.253	0	
1896	0.259	0.259	0		1897	0.259	0.259	0	
1898	0.259	0.259	0		1899	0.25	0.25	0	
1900	0.119	0.119	0		1901	0.239	0.239	0	
1902	0.239	0.239	0		1903	0.239	0.239	0	
1904	0.239	0.239	0		1905	0.239	0.239	0	
1906	0.239	0.239	0		1907	0.344	0.344	0	
1908	0.238	0.238	0		1909	0.238	0.238	0	
1910	0.238	0.238	0		1911	0.238	0.238	0	
1912	0.238	0.238	0		1913	0.238	0.238	0	
1914	0.235	0.235	0		1915	0.233	0.233	0	
1916	0.233	0.233	0		1917	0.233	0.233	0	
1918	0.233	0.233	0		1919	0.233	0.233	0	
1920	0.233	0.233	0		1921	0.237	0.237	0	
1922	0.241	0.241	0		1923	0.212	0.212	0	
1924	0.241	0.241	0		1925	0.241	0.241	0	
1926	0.212	0.212	0		1927	0.241	0.241	0	
1928	0.241	0.241	0		1929	0.212	0.212	0	
1930	0.241	0.241	0		1931	0.241	0.241	0	
1932	0.212	0.212	0		1933	0.241	0.241	0	

**PIAZZALE TRIAGE-FABBRICATO-ALLEGATO
ALLA REL. PREDIMENSIONAMENTO
STRUTTURE**

Codice documento
SF0272_F0

<i>Rev</i>	<i>Data</i>
F0	20/06/2011

Nodo	Massa X	Massa Y	Massa Z	Momento Z	Nodo	Massa X	Massa Y	Massa Z	Momento Z
1934	0.241	0.241	0		1935	0.212	0.212	0	
1936	0.241	0.241	0		1937	0.241	0.241	0	
1938	0.212	0.212	0		1939	0.241	0.241	0	
1940	0.241	0.241	0		1941	0.212	0.212	0	
1942	0.241	0.241	0		1943	0.241	0.241	0	
1944	0.212	0.212	0		1945	0.241	0.241	0	
1946	0.241	0.241	0		1947	0.212	0.212	0	
1948	0.241	0.241	0		1949	0.241	0.241	0	
1950	0.212	0.212	0		1951	0.241	0.241	0	
1952	0.241	0.241	0		1953	0.212	0.212	0	
1954	0.241	0.241	0		1955	0.241	0.241	0	
1956	0.212	0.212	0		1957	0.241	0.241	0	
1958	0.241	0.241	0		1959	0.212	0.212	0	
1960	0.241	0.241	0		1961	0.241	0.241	0	
1962	0.212	0.212	0		1963	0.241	0.241	0	
1964	0.241	0.241	0		1965	0.212	0.212	0	
1966	0.241	0.241	0		1967	0.241	0.241	0	
1968	0.212	0.212	0		1969	0.241	0.241	0	
1970	0.241	0.241	0		1971	0.212	0.212	0	
1972	0.241	0.241	0		1973	0.241	0.241	0	
1974	0.212	0.212	0		1975	0.241	0.241	0	
1976	0.241	0.241	0		1977	0.212	0.212	0	
1978	0.241	0.241	0		1979	0.241	0.241	0	
1980	0.212	0.212	0		1981	0.241	0.241	0	
1982	0.241	0.241	0		1983	0.212	0.212	0	
1984	0.241	0.241	0		1985	0.241	0.241	0	
1986	0.212	0.212	0		1987	0.241	0.241	0	
1988	0.242	0.242	0		1989	0.243	0.243	0	
1990	0.243	0.243	0		1991	0.243	0.243	0	
1992	0.243	0.243	0		1993	0.244	0.244	0	
1994	0.245	0.245	0		1995	0.245	0.245	0	
1996	0.245	0.245	0		1997	0.245	0.245	0	
1998	0.245	0.245	0		1999	0.245	0.245	0	
2000	0.232	0.232	0		2001	0.22	0.22	0	
2002	0.22	0.22	0		2003	0.22	0.22	0	
2004	0.22	0.22	0		2005	0.22	0.22	0	
2006	0.22	0.22	0		2007	0.22	0.22	0	
2008	0.22	0.22	0		2009	0.22	0.22	0	
2010	0.22	0.22	0		2011	0.22	0.22	0	
2012	0.22	0.22	0		2013	0.22	0.22	0	
2014	0.22	0.22	0		2015	0.22	0.22	0	
2016	0.22	0.22	0		2017	0.22	0.22	0	
2018	0.22	0.22	0		2019	0.22	0.22	0	
2020	0.22	0.22	0		2021	0.335	0.335	0	
2022	0.237	0.237	0		2023	0.237	0.237	0	
2024	0.237	0.237	0		2025	0.237	0.237	0	
2026	0.237	0.237	0		2027	0.119	0.119	0	
2028	0.24	0.24	0		2029	0.239	0.239	0	
2030	0.239	0.239	0		2031	0.239	0.239	0	
2032	0.243	0.243	0		2033	0.247	0.247	0	
2034	0.247	0.247	0		2035	0.247	0.247	0	
2036	0.247	0.247	0		2037	0.253	0.253	0	
2038	0.259	0.259	0		2039	0.259	0.259	0	
2040	0.259	0.259	0		2041	0.25	0.25	0	

**PIAZZALE TRIAGE-FABBRICATO-ALLEGATO
ALLA REL. PREDIMENSIONAMENTO
STRUTTURE**

Codice documento
SF0272_F0

<i>Rev</i>	<i>Data</i>
F0	20/06/2011

Nodo	Massa X	Massa Y	Massa Z	Momento Z	Nodo	Massa X	Massa Y	Massa Z	Momento Z
2042	0.119	0.119	0		2043	0.239	0.239	0	
2044	0.239	0.239	0		2045	0.239	0.239	0	
2046	0.239	0.239	0		2047	0.239	0.239	0	
2048	0.239	0.239	0		2049	0.344	0.344	0	
2050	0.238	0.238	0		2051	0.238	0.238	0	
2052	0.238	0.238	0		2053	0.238	0.238	0	
2054	0.238	0.238	0		2055	0.238	0.238	0	
2056	0.235	0.235	0		2057	0.233	0.233	0	
2058	0.233	0.233	0		2059	0.233	0.233	0	
2060	0.233	0.233	0		2061	0.233	0.233	0	
2062	0.233	0.233	0		2063	0.237	0.237	0	
2064	0.242	0.242	0		2065	0.243	0.243	0	
2066	0.243	0.243	0		2067	0.243	0.243	0	
2068	0.243	0.243	0		2069	0.244	0.244	0	
2070	0.245	0.245	0		2071	0.245	0.245	0	
2072	0.245	0.245	0		2073	0.245	0.245	0	
2074	0.245	0.245	0		2075	0.245	0.245	0	
2076	0.232	0.232	0		2077	0.22	0.22	0	
2078	0.22	0.22	0		2079	0.22	0.22	0	
2080	0.22	0.22	0		2081	0.22	0.22	0	
2082	0.22	0.22	0		2083	0.22	0.22	0	
2084	0.22	0.22	0		2085	0.22	0.22	0	
2086	0.22	0.22	0		2087	0.22	0.22	0	
2088	0.22	0.22	0		2089	0.22	0.22	0	
2090	0.22	0.22	0		2091	0.22	0.22	0	
2092	0.22	0.22	0		2093	0.22	0.22	0	
2094	0.22	0.22	0		2095	0.22	0.22	0	
2096	0.22	0.22	0		2097	0.335	0.335	0	
2098	0.237	0.237	0		2099	0.237	0.237	0	
2100	0.237	0.237	0		2101	0.237	0.237	0	
2102	0.237	0.237	0		2103	0.119	0.119	0	
2104	0.24	0.24	0		2105	0.239	0.239	0	
2106	0.239	0.239	0		2107	0.239	0.239	0	
2108	0.243	0.243	0		2109	0.247	0.247	0	
2110	0.247	0.247	0		2111	0.247	0.247	0	
2112	0.247	0.247	0		2113	0.253	0.253	0	
2114	0.259	0.259	0		2115	0.259	0.259	0	
2116	0.259	0.259	0		2117	0.25	0.25	0	
2118	0.119	0.119	0		2119	0.239	0.239	0	
2120	0.239	0.239	0		2121	0.239	0.239	0	
2122	0.239	0.239	0		2123	0.239	0.239	0	
2124	0.239	0.239	0		2125	0.344	0.344	0	
2126	0.238	0.238	0		2127	0.238	0.238	0	
2128	0.238	0.238	0		2129	0.238	0.238	0	
2130	0.238	0.238	0		2131	0.238	0.238	0	
2132	0.235	0.235	0		2133	0.233	0.233	0	
2134	0.233	0.233	0		2135	0.233	0.233	0	
2136	0.233	0.233	0		2137	0.233	0.233	0	
2138	0.233	0.233	0		2139	0.237	0.237	0	
2140	0.241	0.241	0		2141	0.212	0.212	0	
2142	0.241	0.241	0		2143	0.241	0.241	0	
2144	0.212	0.212	0		2145	0.241	0.241	0	
2146	0.241	0.241	0		2147	0.212	0.212	0	
2148	0.241	0.241	0		2149	0.241	0.241	0	

**PIAZZALE TRIAGE-FABBRICATO-ALLEGATO
ALLA REL. PREDIMENSIONAMENTO
STRUTTURE**

Codice documento
SF0272_F0

<i>Rev</i>	<i>Data</i>
F0	20/06/2011

Nodo	Massa X	Massa Y	Massa Z	Momento Z	Nodo	Massa X	Massa Y	Massa Z	Momento Z
2150	0.212	0.212	0		2151	0.241	0.241	0	
2152	0.241	0.241	0		2153	0.212	0.212	0	
2154	0.241	0.241	0		2155	0.241	0.241	0	
2156	0.212	0.212	0		2157	0.241	0.241	0	
2158	0.241	0.241	0		2159	0.212	0.212	0	
2160	0.241	0.241	0		2161	0.241	0.241	0	
2162	0.212	0.212	0		2163	0.241	0.241	0	
2164	0.241	0.241	0		2165	0.212	0.212	0	
2166	0.241	0.241	0		2167	0.241	0.241	0	
2168	0.212	0.212	0		2169	0.241	0.241	0	
2170	0.241	0.241	0		2171	0.212	0.212	0	
2172	0.241	0.241	0		2173	0.241	0.241	0	
2174	0.212	0.212	0		2175	0.241	0.241	0	
2176	0.241	0.241	0		2177	0.212	0.212	0	
2178	0.241	0.241	0		2179	0.241	0.241	0	
2180	0.212	0.212	0		2181	0.241	0.241	0	
2182	0.241	0.241	0		2183	0.212	0.212	0	
2184	0.241	0.241	0		2185	0.241	0.241	0	
2186	0.212	0.212	0		2187	0.241	0.241	0	
2188	0.241	0.241	0		2189	0.212	0.212	0	
2190	0.241	0.241	0		2191	0.241	0.241	0	
2192	0.212	0.212	0		2193	0.241	0.241	0	
2194	0.241	0.241	0		2195	0.212	0.212	0	
2196	0.241	0.241	0		2197	0.241	0.241	0	
2198	0.212	0.212	0		2199	0.241	0.241	0	
2200	0.241	0.241	0		2201	0.212	0.212	0	
2202	0.241	0.241	0		2203	0.241	0.241	0	
2204	0.212	0.212	0		2205	0.241	0.241	0	
2206	0.242	0.242	0		2207	0.243	0.243	0	
2208	0.243	0.243	0		2209	0.243	0.243	0	
2210	0.243	0.243	0		2211	0.244	0.244	0	
2212	0.245	0.245	0		2213	0.245	0.245	0	
2214	0.245	0.245	0		2215	0.245	0.245	0	
2216	0.245	0.245	0		2217	0.245	0.245	0	
2218	0.232	0.232	0		2219	0.22	0.22	0	
2220	0.22	0.22	0		2221	0.22	0.22	0	
2222	0.22	0.22	0		2223	0.22	0.22	0	
2224	0.22	0.22	0		2225	0.22	0.22	0	
2226	0.22	0.22	0		2227	0.22	0.22	0	
2228	0.22	0.22	0		2229	0.22	0.22	0	
2230	0.22	0.22	0		2231	0.22	0.22	0	
2232	0.22	0.22	0		2233	0.22	0.22	0	
2234	0.22	0.22	0		2235	0.22	0.22	0	
2236	0.22	0.22	0		2237	0.22	0.22	0	
2238	0.22	0.22	0		2239	0.335	0.335	0	
2240	0.237	0.237	0		2241	0.237	0.237	0	
2242	0.237	0.237	0		2243	0.237	0.237	0	
2244	0.237	0.237	0		2245	0.119	0.119	0	
2246	0.24	0.24	0		2247	0.239	0.239	0	
2248	0.239	0.239	0		2249	0.239	0.239	0	
2250	0.243	0.243	0		2251	0.247	0.247	0	
2252	0.247	0.247	0		2253	0.247	0.247	0	
2254	0.247	0.247	0		2255	0.253	0.253	0	
2256	0.259	0.259	0		2257	0.259	0.259	0	

**PIAZZALE TRIAGE-FABBRICATO-ALLEGATO
ALLA REL. PREDIMENSIONAMENTO
STRUTTURE**

Codice documento
SF0272_F0

<i>Rev</i>	<i>Data</i>
F0	20/06/2011

Nodo	Massa X	Massa Y	Massa Z	Momento Z	Nodo	Massa X	Massa Y	Massa Z	Momento Z
2258	0.259	0.259	0		2259	0.25	0.25	0	
2260	0.119	0.119	0		2261	0.239	0.239	0	
2262	0.239	0.239	0		2263	0.239	0.239	0	
2264	0.239	0.239	0		2265	0.239	0.239	0	
2266	0.239	0.239	0		2267	0.344	0.344	0	
2268	0.238	0.238	0		2269	0.238	0.238	0	
2270	0.238	0.238	0		2271	0.238	0.238	0	
2272	0.238	0.238	0		2273	0.238	0.238	0	
2274	0.235	0.235	0		2275	0.233	0.233	0	
2276	0.233	0.233	0		2277	0.233	0.233	0	
2278	0.233	0.233	0		2279	0.233	0.233	0	
2280	0.233	0.233	0		2281	0.237	0.237	0	
2282	0.242	0.242	0		2283	0.243	0.243	0	
2284	0.243	0.243	0		2285	0.243	0.243	0	
2286	0.243	0.243	0		2287	0.244	0.244	0	
2288	0.245	0.245	0		2289	0.245	0.245	0	
2290	0.245	0.245	0		2291	0.245	0.245	0	
2292	0.245	0.245	0		2293	0.245	0.245	0	
2294	0.232	0.232	0		2295	0.22	0.22	0	
2296	0.22	0.22	0		2297	0.22	0.22	0	
2298	0.22	0.22	0		2299	0.22	0.22	0	
2300	0.22	0.22	0		2301	0.22	0.22	0	
2302	0.22	0.22	0		2303	0.22	0.22	0	
2304	0.22	0.22	0		2305	0.22	0.22	0	
2306	0.22	0.22	0		2307	0.22	0.22	0	
2308	0.22	0.22	0		2309	0.22	0.22	0	
2310	0.22	0.22	0		2311	0.22	0.22	0	
2312	0.22	0.22	0		2313	0.22	0.22	0	
2314	0.22	0.22	0		2315	0.335	0.335	0	
2316	0.237	0.237	0		2317	0.237	0.237	0	
2318	0.237	0.237	0		2319	0.237	0.237	0	
2320	0.237	0.237	0		2321	0.119	0.119	0	
2322	0.24	0.24	0		2323	0.239	0.239	0	
2324	0.239	0.239	0		2325	0.239	0.239	0	
2326	0.243	0.243	0		2327	0.247	0.247	0	
2328	0.247	0.247	0		2329	0.247	0.247	0	
2330	0.247	0.247	0		2331	0.253	0.253	0	
2332	0.259	0.259	0		2333	0.259	0.259	0	
2334	0.259	0.259	0		2335	0.25	0.25	0	
2336	0.119	0.119	0		2337	0.239	0.239	0	
2338	0.239	0.239	0		2339	0.239	0.239	0	
2340	0.239	0.239	0		2341	0.239	0.239	0	
2342	0.239	0.239	0		2343	0.344	0.344	0	
2344	0.238	0.238	0		2345	0.238	0.238	0	
2346	0.238	0.238	0		2347	0.238	0.238	0	
2348	0.238	0.238	0		2349	0.238	0.238	0	
2350	0.235	0.235	0		2351	0.233	0.233	0	
2352	0.233	0.233	0		2353	0.233	0.233	0	
2354	0.233	0.233	0		2355	0.233	0.233	0	
2356	0.233	0.233	0		2357	0.237	0.237	0	
2358	0.241	0.241	0		2359	0.212	0.212	0	
2360	0.241	0.241	0		2361	0.241	0.241	0	
2362	0.212	0.212	0		2363	0.241	0.241	0	
2364	0.241	0.241	0		2365	0.212	0.212	0	

**PIAZZALE TRIAGE-FABBRICATO-ALLEGATO
ALLA REL. PREDIMENSIONAMENTO
STRUTTURE**

Codice documento
SF0272_F0

<i>Rev</i>	<i>Data</i>
F0	20/06/2011

Nodo	Massa X	Massa Y	Massa Z	Momento Z	Nodo	Massa X	Massa Y	Massa Z	Momento Z
2366	0.241	0.241	0		2367	0.241	0.241	0	
2368	0.212	0.212	0		2369	0.241	0.241	0	
2370	0.241	0.241	0		2371	0.212	0.212	0	
2372	0.241	0.241	0		2373	0.241	0.241	0	
2374	0.212	0.212	0		2375	0.241	0.241	0	
2376	0.241	0.241	0		2377	0.212	0.212	0	
2378	0.241	0.241	0		2379	0.241	0.241	0	
2380	0.212	0.212	0		2381	0.241	0.241	0	
2382	0.241	0.241	0		2383	0.212	0.212	0	
2384	0.241	0.241	0		2385	0.241	0.241	0	
2386	0.212	0.212	0		2387	0.241	0.241	0	
2388	0.241	0.241	0		2389	0.212	0.212	0	
2390	0.241	0.241	0		2391	0.241	0.241	0	
2392	0.212	0.212	0		2393	0.241	0.241	0	
2394	0.241	0.241	0		2395	0.212	0.212	0	
2396	0.241	0.241	0		2397	0.241	0.241	0	
2398	0.212	0.212	0		2399	0.241	0.241	0	
2400	0.241	0.241	0		2401	0.212	0.212	0	
2402	0.241	0.241	0		2403	0.241	0.241	0	
2404	0.212	0.212	0		2405	0.241	0.241	0	
2406	0.241	0.241	0		2407	0.212	0.212	0	
2408	0.241	0.241	0		2409	0.241	0.241	0	
2410	0.212	0.212	0		2411	0.241	0.241	0	
2412	0.241	0.241	0		2413	0.212	0.212	0	
2414	0.241	0.241	0		2415	0.241	0.241	0	
2416	0.212	0.212	0		2417	0.241	0.241	0	
2418	0.241	0.241	0		2419	0.212	0.212	0	
2420	0.241	0.241	0		2421	0.241	0.241	0	
2422	0.212	0.212	0		2423	0.241	0.241	0	
2424	0.242	0.242	0		2425	0.243	0.243	0	
2426	0.243	0.243	0		2427	0.243	0.243	0	
2428	0.243	0.243	0		2429	0.244	0.244	0	
2430	0.245	0.245	0		2431	0.245	0.245	0	
2432	0.245	0.245	0		2433	0.245	0.245	0	
2434	0.245	0.245	0		2435	0.245	0.245	0	
2436	0.232	0.232	0		2437	0.22	0.22	0	
2438	0.22	0.22	0		2439	0.22	0.22	0	
2440	0.22	0.22	0		2441	0.22	0.22	0	
2442	0.22	0.22	0		2443	0.22	0.22	0	
2444	0.22	0.22	0		2445	0.22	0.22	0	
2446	0.22	0.22	0		2447	0.22	0.22	0	
2448	0.22	0.22	0		2449	0.22	0.22	0	
2450	0.22	0.22	0		2451	0.22	0.22	0	
2452	0.22	0.22	0		2453	0.22	0.22	0	
2454	0.22	0.22	0		2455	0.22	0.22	0	
2456	0.22	0.22	0		2457	0.335	0.335	0	
2458	0.237	0.237	0		2459	0.237	0.237	0	
2460	0.237	0.237	0		2461	0.237	0.237	0	
2462	0.237	0.237	0		2463	0.119	0.119	0	
2464	0.24	0.24	0		2465	0.239	0.239	0	
2466	0.239	0.239	0		2467	0.239	0.239	0	
2468	0.243	0.243	0		2469	0.247	0.247	0	
2470	0.247	0.247	0		2471	0.247	0.247	0	
2472	0.247	0.247	0		2473	0.253	0.253	0	

**PIAZZALE TRIAGE-FABBRICATO-ALLEGATO
ALLA REL. PREDIMENSIONAMENTO
STRUTTURE**

Codice documento
SF0272_F0

<i>Rev</i>	<i>Data</i>
F0	20/06/2011

Nodo	Massa X	Massa Y	Massa Z	Momento Z	Nodo	Massa X	Massa Y	Massa Z	Momento Z
2474	0.259	0.259	0		2475	0.259	0.259	0	
2476	0.259	0.259	0		2477	0.25	0.25	0	
2478	0.119	0.119	0		2479	0.239	0.239	0	
2480	0.239	0.239	0		2481	0.239	0.239	0	
2482	0.239	0.239	0		2483	0.239	0.239	0	
2484	0.239	0.239	0		2485	0.344	0.344	0	
2486	0.238	0.238	0		2487	0.238	0.238	0	
2488	0.238	0.238	0		2489	0.238	0.238	0	
2490	0.238	0.238	0		2491	0.238	0.238	0	
2492	0.235	0.235	0		2493	0.233	0.233	0	
2494	0.233	0.233	0		2495	0.233	0.233	0	
2496	0.233	0.233	0		2497	0.233	0.233	0	
2498	0.233	0.233	0		2499	0.237	0.237	0	
2500	0.242	0.242	0		2501	0.243	0.243	0	
2502	0.243	0.243	0		2503	0.243	0.243	0	
2504	0.243	0.243	0		2505	0.244	0.244	0	
2506	0.245	0.245	0		2507	0.245	0.245	0	
2508	0.245	0.245	0		2509	0.245	0.245	0	
2510	0.245	0.245	0		2511	0.245	0.245	0	
2512	0.232	0.232	0		2513	0.22	0.22	0	
2514	0.22	0.22	0		2515	0.22	0.22	0	
2516	0.22	0.22	0		2517	0.22	0.22	0	
2518	0.22	0.22	0		2519	0.22	0.22	0	
2520	0.22	0.22	0		2521	0.22	0.22	0	
2522	0.22	0.22	0		2523	0.22	0.22	0	
2524	0.22	0.22	0		2525	0.22	0.22	0	
2526	0.22	0.22	0		2527	0.22	0.22	0	
2528	0.22	0.22	0		2529	0.22	0.22	0	
2530	0.22	0.22	0		2531	0.22	0.22	0	
2532	0.22	0.22	0		2533	0.335	0.335	0	
2534	0.237	0.237	0		2535	0.237	0.237	0	
2536	0.237	0.237	0		2537	0.237	0.237	0	
2538	0.237	0.237	0		2539	0.119	0.119	0	
2540	0.24	0.24	0		2541	0.239	0.239	0	
2542	0.239	0.239	0		2543	0.239	0.239	0	
2544	0.243	0.243	0		2545	0.247	0.247	0	
2546	0.247	0.247	0		2547	0.247	0.247	0	
2548	0.247	0.247	0		2549	0.253	0.253	0	
2550	0.259	0.259	0		2551	0.259	0.259	0	
2552	0.259	0.259	0		2553	0.25	0.25	0	
2554	0.119	0.119	0		2555	0.239	0.239	0	
2556	0.239	0.239	0		2557	0.239	0.239	0	
2558	0.239	0.239	0		2559	0.239	0.239	0	
2560	0.239	0.239	0		2561	0.344	0.344	0	
2562	0.238	0.238	0		2563	0.238	0.238	0	
2564	0.238	0.238	0		2565	0.238	0.238	0	
2566	0.238	0.238	0		2567	0.238	0.238	0	
2568	0.235	0.235	0		2569	0.233	0.233	0	
2570	0.233	0.233	0		2571	0.233	0.233	0	
2572	0.233	0.233	0		2573	0.233	0.233	0	
2574	0.233	0.233	0		2575	0.237	0.237	0	
2576	0.241	0.241	0		2577	0.212	0.212	0	
2578	0.241	0.241	0		2579	0.241	0.241	0	
2580	0.212	0.212	0		2581	0.241	0.241	0	

**PIAZZALE TRIAGE-FABBRICATO-ALLEGATO
ALLA REL. PREDIMENSIONAMENTO
STRUTTURE**

Codice documento
SF0272_F0

<i>Rev</i>	<i>Data</i>
F0	20/06/2011

Nodo	Massa X	Massa Y	Massa Z	Momento Z	Nodo	Massa X	Massa Y	Massa Z	Momento Z
2582	0.241	0.241	0		2583	0.212	0.212	0	
2584	0.241	0.241	0		2585	0.241	0.241	0	
2586	0.212	0.212	0		2587	0.241	0.241	0	
2588	0.241	0.241	0		2589	0.212	0.212	0	
2590	0.241	0.241	0		2591	0.241	0.241	0	
2592	0.212	0.212	0		2593	0.241	0.241	0	
2594	0.241	0.241	0		2595	0.212	0.212	0	
2596	0.241	0.241	0		2597	0.241	0.241	0	
2598	0.212	0.212	0		2599	0.241	0.241	0	
2600	0.241	0.241	0		2601	0.212	0.212	0	
2602	0.241	0.241	0		2603	0.241	0.241	0	
2604	0.212	0.212	0		2605	0.241	0.241	0	
2606	0.241	0.241	0		2607	0.212	0.212	0	
2608	0.241	0.241	0		2609	0.241	0.241	0	
2610	0.212	0.212	0		2611	0.241	0.241	0	
2612	0.241	0.241	0		2613	0.212	0.212	0	
2614	0.241	0.241	0		2615	0.241	0.241	0	
2616	0.212	0.212	0		2617	0.241	0.241	0	
2618	0.241	0.241	0		2619	0.212	0.212	0	
2620	0.241	0.241	0		2621	0.241	0.241	0	
2622	0.212	0.212	0		2623	0.241	0.241	0	
2624	0.241	0.241	0		2625	0.212	0.212	0	
2626	0.241	0.241	0		2627	0.241	0.241	0	
2628	0.212	0.212	0		2629	0.241	0.241	0	
2630	0.241	0.241	0		2631	0.212	0.212	0	
2632	0.241	0.241	0		2633	0.241	0.241	0	
2634	0.212	0.212	0		2635	0.241	0.241	0	
2636	0.241	0.241	0		2637	0.212	0.212	0	
2638	0.241	0.241	0		2639	0.241	0.241	0	
2640	0.212	0.212	0		2641	0.241	0.241	0	
2642	0.242	0.242	0		2643	0.243	0.243	0	
2644	0.243	0.243	0		2645	0.243	0.243	0	
2646	0.243	0.243	0		2647	0.244	0.244	0	
2648	0.245	0.245	0		2649	0.245	0.245	0	
2650	0.245	0.245	0		2651	0.245	0.245	0	
2652	0.245	0.245	0		2653	0.245	0.245	0	
2654	0.232	0.232	0		2655	0.22	0.22	0	
2656	0.22	0.22	0		2657	0.22	0.22	0	
2658	0.22	0.22	0		2659	0.22	0.22	0	
2660	0.22	0.22	0		2661	0.22	0.22	0	
2662	0.22	0.22	0		2663	0.22	0.22	0	
2664	0.22	0.22	0		2665	0.22	0.22	0	
2666	0.22	0.22	0		2667	0.22	0.22	0	
2668	0.22	0.22	0		2669	0.22	0.22	0	
2670	0.22	0.22	0		2671	0.22	0.22	0	
2672	0.22	0.22	0		2673	0.22	0.22	0	
2674	0.22	0.22	0		2675	0.335	0.335	0	
2676	0.237	0.237	0		2677	0.237	0.237	0	
2678	0.237	0.237	0		2679	0.237	0.237	0	
2680	0.237	0.237	0		2681	0.119	0.119	0	
2682	0.24	0.24	0		2683	0.239	0.239	0	
2684	0.239	0.239	0		2685	0.239	0.239	0	
2686	0.243	0.243	0		2687	0.247	0.247	0	
2688	0.247	0.247	0		2689	0.247	0.247	0	

**PIAZZALE TRIAGE-FABBRICATO-ALLEGATO
ALLA REL. PREDIMENSIONAMENTO
STRUTTURE**

Codice documento
SF0272_F0

<i>Rev</i>	<i>Data</i>
F0	20/06/2011

Nodo	Massa X	Massa Y	Massa Z	Momento Z	Nodo	Massa X	Massa Y	Massa Z	Momento Z
2690	0.247	0.247	0		2691	0.253	0.253	0	
2692	0.259	0.259	0		2693	0.259	0.259	0	
2694	0.259	0.259	0		2695	0.25	0.25	0	
2696	0.119	0.119	0		2697	0.239	0.239	0	
2698	0.239	0.239	0		2699	0.239	0.239	0	
2700	0.239	0.239	0		2701	0.239	0.239	0	
2702	0.239	0.239	0		2703	0.344	0.344	0	
2704	0.238	0.238	0		2705	0.238	0.238	0	
2706	0.238	0.238	0		2707	0.238	0.238	0	
2708	0.238	0.238	0		2709	0.238	0.238	0	
2710	0.235	0.235	0		2711	0.233	0.233	0	
2712	0.233	0.233	0		2713	0.233	0.233	0	
2714	0.233	0.233	0		2715	0.233	0.233	0	
2716	0.233	0.233	0		2717	0.237	0.237	0	
2718	0.242	0.242	0		2719	0.243	0.243	0	
2720	0.243	0.243	0		2721	0.243	0.243	0	
2722	0.243	0.243	0		2723	0.244	0.244	0	
2724	0.245	0.245	0		2725	0.245	0.245	0	
2726	0.245	0.245	0		2727	0.245	0.245	0	
2728	0.245	0.245	0		2729	0.245	0.245	0	
2730	0.232	0.232	0		2731	0.22	0.22	0	
2732	0.22	0.22	0		2733	0.22	0.22	0	
2734	0.22	0.22	0		2735	0.22	0.22	0	
2736	0.22	0.22	0		2737	0.22	0.22	0	
2738	0.22	0.22	0		2739	0.22	0.22	0	
2740	0.22	0.22	0		2741	0.22	0.22	0	
2742	0.22	0.22	0		2743	0.22	0.22	0	
2744	0.22	0.22	0		2745	0.22	0.22	0	
2746	0.22	0.22	0		2747	0.22	0.22	0	
2748	0.22	0.22	0		2749	0.22	0.22	0	
2750	0.22	0.22	0		2751	0.335	0.335	0	
2752	0.237	0.237	0		2753	0.237	0.237	0	
2754	0.237	0.237	0		2755	0.237	0.237	0	
2756	0.237	0.237	0		2757	0.119	0.119	0	
2758	0.24	0.24	0		2759	0.239	0.239	0	
2760	0.239	0.239	0		2761	0.239	0.239	0	
2762	0.243	0.243	0		2763	0.247	0.247	0	
2764	0.247	0.247	0		2765	0.247	0.247	0	
2766	0.247	0.247	0		2767	0.253	0.253	0	
2768	0.259	0.259	0		2769	0.259	0.259	0	
2770	0.259	0.259	0		2771	0.25	0.25	0	
2772	0.119	0.119	0		2773	0.239	0.239	0	
2774	0.239	0.239	0		2775	0.239	0.239	0	
2776	0.239	0.239	0		2777	0.239	0.239	0	
2778	0.239	0.239	0		2779	0.344	0.344	0	
2780	0.238	0.238	0		2781	0.238	0.238	0	
2782	0.238	0.238	0		2783	0.238	0.238	0	
2784	0.238	0.238	0		2785	0.238	0.238	0	
2786	0.235	0.235	0		2787	0.233	0.233	0	
2788	0.233	0.233	0		2789	0.233	0.233	0	
2790	0.233	0.233	0		2791	0.233	0.233	0	
2792	0.233	0.233	0		2793	0.237	0.237	0	
2794	0.241	0.241	0		2795	0.212	0.212	0	
2796	0.241	0.241	0		2797	0.241	0.241	0	

**PIAZZALE TRIAGE-FABBRICATO-ALLEGATO
ALLA REL. PREDIMENSIONAMENTO
STRUTTURE**

Codice documento
SF0272_F0

<i>Rev</i>	<i>Data</i>
F0	20/06/2011

Nodo	Massa X	Massa Y	Massa Z	Momento Z	Nodo	Massa X	Massa Y	Massa Z	Momento Z
2798	0.212	0.212	0		2799	0.241	0.241	0	
2800	0.241	0.241	0		2801	0.212	0.212	0	
2802	0.241	0.241	0		2803	0.241	0.241	0	
2804	0.212	0.212	0		2805	0.241	0.241	0	
2806	0.241	0.241	0		2807	0.212	0.212	0	
2808	0.241	0.241	0		2809	0.241	0.241	0	
2810	0.212	0.212	0		2811	0.241	0.241	0	
2812	0.241	0.241	0		2813	0.212	0.212	0	
2814	0.241	0.241	0		2815	0.241	0.241	0	
2816	0.212	0.212	0		2817	0.241	0.241	0	
2818	0.241	0.241	0		2819	0.212	0.212	0	
2820	0.241	0.241	0		2821	0.241	0.241	0	
2822	0.212	0.212	0		2823	0.241	0.241	0	
2824	0.241	0.241	0		2825	0.212	0.212	0	
2826	0.241	0.241	0		2827	0.241	0.241	0	
2828	0.212	0.212	0		2829	0.241	0.241	0	
2830	0.241	0.241	0		2831	0.212	0.212	0	
2832	0.241	0.241	0		2833	0.241	0.241	0	
2834	0.212	0.212	0		2835	0.241	0.241	0	
2836	0.241	0.241	0		2837	0.212	0.212	0	
2838	0.241	0.241	0		2839	0.241	0.241	0	
2840	0.212	0.212	0		2841	0.241	0.241	0	
2842	0.241	0.241	0		2843	0.212	0.212	0	
2844	0.241	0.241	0		2845	0.241	0.241	0	
2846	0.212	0.212	0		2847	0.241	0.241	0	
2848	0.241	0.241	0		2849	0.212	0.212	0	
2850	0.241	0.241	0		2851	0.241	0.241	0	
2852	0.212	0.212	0		2853	0.241	0.241	0	
2854	0.241	0.241	0		2855	0.212	0.212	0	
2856	0.241	0.241	0		2857	0.241	0.241	0	
2858	0.212	0.212	0		2859	0.241	0.241	0	
2860	0.242	0.242	0		2861	0.243	0.243	0	
2862	0.243	0.243	0		2863	0.243	0.243	0	
2864	0.243	0.243	0		2865	0.244	0.244	0	
2866	0.245	0.245	0		2867	0.245	0.245	0	
2868	0.245	0.245	0		2869	0.245	0.245	0	
2870	0.245	0.245	0		2871	0.245	0.245	0	
2872	0.232	0.232	0		2873	0.22	0.22	0	
2874	0.22	0.22	0		2875	0.22	0.22	0	
2876	0.22	0.22	0		2877	0.22	0.22	0	
2878	0.22	0.22	0		2879	0.22	0.22	0	
2880	0.22	0.22	0		2881	0.22	0.22	0	
2882	0.22	0.22	0		2883	0.22	0.22	0	
2884	0.22	0.22	0		2885	0.22	0.22	0	
2886	0.22	0.22	0		2887	0.22	0.22	0	
2888	0.22	0.22	0		2889	0.22	0.22	0	
2890	0.22	0.22	0		2891	0.22	0.22	0	
2892	0.22	0.22	0		2893	0.335	0.335	0	
2894	0.237	0.237	0		2895	0.237	0.237	0	
2896	0.237	0.237	0		2897	0.237	0.237	0	
2898	0.237	0.237	0		2899	0.119	0.119	0	
2900	0.24	0.24	0		2901	0.239	0.239	0	
2902	0.239	0.239	0		2903	0.239	0.239	0	
2904	0.243	0.243	0		2905	0.247	0.247	0	

**PIAZZALE TRIAGE-FABBRICATO-ALLEGATO
ALLA REL. PREDIMENSIONAMENTO
STRUTTURE**

Codice documento
SF0272_F0

<i>Rev</i>	<i>Data</i>
F0	20/06/2011

Nodo	Massa X	Massa Y	Massa Z	Momento Z	Nodo	Massa X	Massa Y	Massa Z	Momento Z
2906	0.247	0.247	0		2907	0.247	0.247	0	
2908	0.247	0.247	0		2909	0.253	0.253	0	
2910	0.259	0.259	0		2911	0.259	0.259	0	
2912	0.259	0.259	0		2913	0.25	0.25	0	
2914	0.119	0.119	0		2915	0.239	0.239	0	
2916	0.239	0.239	0		2917	0.239	0.239	0	
2918	0.239	0.239	0		2919	0.239	0.239	0	
2920	0.239	0.239	0		2921	0.344	0.344	0	
2922	0.238	0.238	0		2923	0.238	0.238	0	
2924	0.238	0.238	0		2925	0.238	0.238	0	
2926	0.238	0.238	0		2927	0.238	0.238	0	
2928	0.235	0.235	0		2929	0.233	0.233	0	
2930	0.233	0.233	0		2931	0.233	0.233	0	
2932	0.233	0.233	0		2933	0.233	0.233	0	
2934	0.233	0.233	0		2935	0.237	0.237	0	
2936	1.556	1.556	0		2937	2.444	2.444	0	
2938	2.444	2.444	0		2939	2.444	2.444	0	
2940	2.444	2.444	0		2941	3.291	3.291	0	
2942	2.466	2.466	0		2943	2.466	2.466	0	
2944	2.466	2.466	0		2945	2.466	2.466	0	
2946	2.466	2.466	0		2947	2.466	2.466	0	
2948	3.177	3.177	0		2949	2.216	2.216	0	
2950	2.216	2.216	0		2951	2.216	2.216	0	
2952	2.216	2.216	0		2953	2.216	2.216	0	
2954	2.216	2.216	0		2955	3.053	3.053	0	
2956	2.216	2.216	0		2957	2.216	2.216	0	
2958	2.216	2.216	0		2959	2.216	2.216	0	
2960	2.216	2.216	0		2961	2.216	2.216	0	
2962	3.053	3.053	0		2963	2.216	2.216	0	
2964	2.216	2.216	0		2965	2.216	2.216	0	
2966	2.216	2.216	0		2967	2.216	2.216	0	
2968	2.216	2.216	0		2969	2.357	2.357	0	
2970	2.392	2.392	0		2971	2.392	2.392	0	
2972	2.392	2.392	0		2973	2.392	2.392	0	
2974	2.392	2.392	0		2975	1.196	1.196	0	
2976	1.265	1.265	0		2977	1.861	1.861	0	
2978	1.861	1.861	0		2979	1.861	1.861	0	
2980	2.731	2.731	0		2981	1.927	1.927	0	
2982	1.927	1.927	0		2983	1.927	1.927	0	
2984	1.927	1.927	0		2985	2.809	2.809	0	
2986	2.019	2.019	0		2987	2.019	2.019	0	
2988	2.019	2.019	0		2989	1.07	1.07	0	
2990	1.202	1.202	0		2991	2.405	2.405	0	
2992	2.405	2.405	0		2993	2.405	2.405	0	
2994	2.405	2.405	0		2995	2.405	2.405	0	
2996	2.405	2.405	0		2997	2.455	2.455	0	
2998	2.399	2.399	0		2999	2.399	2.399	0	
3000	2.399	2.399	0		3001	2.399	2.399	0	
3002	2.399	2.399	0		3003	2.399	2.399	0	
3004	3.208	3.208	0		3005	2.344	2.344	0	
3006	2.344	2.344	0		3007	2.344	2.344	0	
3008	2.344	2.344	0		3009	2.344	2.344	0	
3010	2.344	2.344	0		3011	1.506	1.506	0	
3012	0.668	0.668	0		3013	0.106	0.106	0	

**PIAZZALE TRIAGE-FABBRICATO-ALLEGATO
ALLA REL. PREDIMENSIONAMENTO
STRUTTURE**

Codice documento
SF0272_F0

<i>Rev</i>	<i>Data</i>
F0	20/06/2011

Nodo	Massa X	Massa Y	Massa Z	Momento Z	Nodo	Massa X	Massa Y	Massa Z	Momento Z
3014	0.668	0.668	0		3015	0.12	0.12	0	
3016	0.106	0.106	0		3017	0.668	0.668	0	
3018	0.668	0.668	0		3019	0.106	0.106	0	
3020	0.668	0.668	0		3021	0.12	0.12	0	
3022	0.106	0.106	0		3023	0.668	0.668	0	
3024	0.668	0.668	0		3025	0.106	0.106	0	
3026	0.668	0.668	0		3027	0.12	0.12	0	
3028	0.106	0.106	0		3029	0.668	0.668	0	
3030	0.668	0.668	0		3031	0.106	0.106	0	
3032	0.668	0.668	0		3033	0.12	0.12	0	
3034	0.106	0.106	0		3035	0.668	0.668	0	
3036	0.668	0.668	0		3037	0.106	0.106	0	
3038	0.668	0.668	0		3039	0.12	0.12	0	
3040	0.106	0.106	0		3041	0.668	0.668	0	
3042	0.668	0.668	0		3043	0.106	0.106	0	
3044	0.668	0.668	0		3045	0.12	0.12	0	
3046	0.106	0.106	0		3047	0.668	0.668	0	
3048	0.668	0.668	0		3049	0.106	0.106	0	
3050	0.668	0.668	0		3051	0.12	0.12	0	
3052	0.106	0.106	0		3053	0.668	0.668	0	
3054	0.668	0.668	0		3055	0.106	0.106	0	
3056	0.668	0.668	0		3057	0.12	0.12	0	
3058	0.106	0.106	0		3059	0.668	0.668	0	
3060	0.668	0.668	0		3061	0.106	0.106	0	
3062	0.668	0.668	0		3063	0.12	0.12	0	
3064	0.106	0.106	0		3065	0.668	0.668	0	
3066	0.668	0.668	0		3067	0.106	0.106	0	
3068	0.668	0.668	0		3069	0.12	0.12	0	
3070	0.106	0.106	0		3071	0.668	0.668	0	
3072	0.668	0.668	0		3073	0.106	0.106	0	
3074	0.668	0.668	0		3075	0.12	0.12	0	
3076	0.106	0.106	0		3077	0.668	0.668	0	
3078	1.556	1.556	0		3079	2.444	2.444	0	
3080	2.444	2.444	0		3081	2.444	2.444	0	
3082	2.444	2.444	0		3083	3.291	3.291	0	
3084	2.466	2.466	0		3085	2.466	2.466	0	
3086	2.466	2.466	0		3087	2.466	2.466	0	
3088	2.466	2.466	0		3089	2.466	2.466	0	
3090	3.177	3.177	0		3091	2.216	2.216	0	
3092	2.216	2.216	0		3093	2.216	2.216	0	
3094	2.216	2.216	0		3095	2.216	2.216	0	
3096	2.216	2.216	0		3097	3.053	3.053	0	
3098	2.216	2.216	0		3099	2.216	2.216	0	
3100	2.216	2.216	0		3101	2.216	2.216	0	
3102	2.216	2.216	0		3103	2.216	2.216	0	
3104	3.053	3.053	0		3105	2.216	2.216	0	
3106	2.216	2.216	0		3107	2.216	2.216	0	
3108	2.216	2.216	0		3109	2.216	2.216	0	
3110	2.216	2.216	0		3111	2.357	2.357	0	
3112	2.392	2.392	0		3113	2.392	2.392	0	
3114	2.392	2.392	0		3115	2.392	2.392	0	
3116	2.392	2.392	0		3117	1.196	1.196	0	
3118	1.265	1.265	0		3119	1.861	1.861	0	
3120	1.861	1.861	0		3121	1.861	1.861	0	

		Ponte sullo Stretto di Messina PROGETTO DEFINITIVO		
PIAZZALE TRIAGE-FABBRICATO-ALLEGATO ALLA REL. PREDIMENSIONAMENTO STRUTTURE		Codice documento SF0272_F0	Rev F0	Data 20/06/2011

Nodo	Massa X	Massa Y	Massa Z	Momento Z	Nodo	Massa X	Massa Y	Massa Z	Momento Z
3122	2.731	2.731	0		3123	1.927	1.927	0	
3124	1.927	1.927	0		3125	1.927	1.927	0	
3126	1.927	1.927	0		3127	2.809	2.809	0	
3128	2.019	2.019	0		3129	2.019	2.019	0	
3130	2.019	2.019	0		3131	1.07	1.07	0	
3132	1.202	1.202	0		3133	2.405	2.405	0	
3134	2.405	2.405	0		3135	2.405	2.405	0	
3136	2.405	2.405	0		3137	2.405	2.405	0	
3138	2.405	2.405	0		3139	2.455	2.455	0	
3140	2.399	2.399	0		3141	2.399	2.399	0	
3142	2.399	2.399	0		3143	2.399	2.399	0	
3144	2.399	2.399	0		3145	2.399	2.399	0	
3146	3.208	3.208	0		3147	2.344	2.344	0	
3148	2.344	2.344	0		3149	2.344	2.344	0	
3150	2.344	2.344	0		3151	2.344	2.344	0	
3152	2.344	2.344	0		3153	1.506	1.506	0	

Caratteristiche meccaniche gusci

Indice: Numero dell'elemento nell'insieme che lo contiene.

E: Modulo di elasticità longitudinale. [daN/cm²]

Poisson: Modulo di Poisson. Il valore è adimensionale.

Alfa: Coefficiente di dilatazione termica longitudinale. [°C⁻¹]

Peso unitario: Peso per unità di volume del guscio. [daN/cm³]

Indice	E	Poisson	Alfa	Peso unitario
1	314472	0.1	0.00001	0.0025
2	336428	0.1	0.00001	0.0025

Definizioni gusci

Ind.: Numero dell'elemento nell'insieme che lo contiene.

Nodo I: Primo nodo di definizione dell'elemento.

Nodo J: Secondo nodo di definizione dell'elemento.

Nodo L: Terzo nodo di definizione dell'elemento; nel caso di elementi triangolari non è definito.

Nodo K: Ultimo nodo di definizione dell'elemento.

Sp.membranale: Spessore membranale dell'elemento. [cm]

Sp.flessionale: Spessore flessionale dell'elemento. [cm]

Materiale: Caratteristiche meccaniche dell'elemento.

Indice: Numero dell'elemento nell'insieme che lo contiene.

Var.term.: Variazione termica a cui è soggetto l'elemento. [°C]

Ind.	Nodo I	Nodo J	Nodo L	Nodo K	Sp.membranale	Sp.flessionale	Materiale	Var.term.	Ind.	Nodo I	Nodo J	Nodo L	Nodo K	Sp.membranale	Sp.fle
									Indice						
1	1018	1019	1098	1097	40	40	1	0	2	1097	1098	1176	1175	40	
3	1175	1176	1254	1253	40	40	1	0	4	1253	1254	1332	1331	40	
5	1331	1332	1410	1409	40	40	1	0	6	1409	1410	1488	1487	40	
7	1019	1020	1099	1098	40	40	1	0	8	1098	1099	1177	1176	40	
9	1176	1177	1255	1254	40	40	1	0	10	1254	1255	1333	1332	40	

**PIAZZALE TRIAGE-FABBRICATO-ALLEGATO
ALLA REL. PREDIMENSIONAMENTO
STRUTTURE**

Codice documento
SF0272_F0

<i>Rev</i>	<i>Data</i>
F0	20/06/2011

Ind.	Nodo I	Nodo J	Nodo L	Nodo K	Sp.membranale	Sp.flessionale	Materiale	Var.term.	Ind.	Nodo I	Nodo J	Nodo L	Nodo K	Sp.membranale	Sp.fle	
									Indice							
11	1332	1333	1411	1410	40	40	1	0	12	1410	1411	1489	1488	40		
13	1020	1021	1100	1099	40	40	1	0	14	1099	1100	1178	1177	40		
15	1177	1178	1256	1255	40	40	1	0	16	1255	1256	1334	1333	40		
17	1333	1334	1412	1411	40	40	1	0	18	1411	1412	1490	1489	40		
19	1021	1022	1101	1100	40	40	1	0	20	1100	1101	1179	1178	40		
21	1178	1179	1257	1256	40	40	1	0	22	1256	1257	1335	1334	40		
23	1334	1335	1413	1412	40	40	1	0	24	1412	1413	1491	1490	40		
25	1022	1023	1102	1101	40	40	1	0	26	1101	1102	1180	1179	40		
27	1179	1180	1258	1257	40	40	1	0	28	1257	1258	1336	1335	40		
29	1335	1336	1414	1413	40	40	1	0	30	1413	1414	1492	1491	40		
31	550	551	629	628	40	40	1	0	32	628	629	707	706	40		
33	706	707	785	784	40	40	1	0	34	784	785	863	862	40		
35	862	863	941	940	40	40	1	0	36	940	941	1019	1018	40		
37	551	552	630	629	40	40	1	0	38	629	630	708	707	40		
39	707	708	786	785	40	40	1	0	40	785	786	864	863	40		
41	863	864	942	941	40	40	1	0	42	941	942	1020	1019	40		
43	552	553	631	630	40	40	1	0	44	630	631	709	708	40		
45	708	709	787	786	40	40	1	0	46	786	787	865	864	40		
47	864	865	943	942	40	40	1	0	48	942	943	1021	1020	40		
49	553	554	632	631	40	40	1	0	50	631	632	710	709	40		
51	709	710	788	787	40	40	1	0	52	787	788	866	865	40		
53	865	866	944	943	40	40	1	0	54	943	944	1022	1021	40		
55	554	555	633	632	40	40	1	0	56	632	633	711	710	40		
57	710	711	789	788	40	40	1	0	58	788	789	867	866	40		
59	866	867	945	944	40	40	1	0	60	944	945	1023	1022	40		
61	1023	1024	1103	1102	40	40	1	0	62	1102	1103	1181	1180	40		
63	1180	1181	1259	1258	40	40	1	0	64	1258	1259	1337	1336	40		
65	1336	1337	1415	1414	40	40	1	0	66	1414	1415	1493	1492	40		
67	1024	1025	1104	1103	40	40	1	0	68	1103	1104	1182	1181	40		
69	1181	1182	1260	1259	40	40	1	0	70	1259	1260	1338	1337	40		
71	1337	1338	1416	1415	40	40	1	0	72	1415	1416	1494	1493	40		
73	1025	1026	1105	1104	40	40	1	0	74	1104	1105	1183	1182	40		
75	1182	1183	1261	1260	40	40	1	0	76	1260	1261	1339	1338	40		
77	1338	1339	1417	1416	40	40	1	0	78	1416	1417	1495	1494	40		
79	1026	1027	1106	1105	40	40	1	0	80	1105	1106	1184	1183	40		
81	1183	1184	1262	1261	40	40	1	0	82	1261	1262	1340	1339	40		
83	1339	1340	1418	1417	40	40	1	0	84	1417	1418	1496	1495	40		
85	1027	1028	1107	1106	40	40	1	0	86	1106	1107	1185	1184	40		
87	1184	1185	1263	1262	40	40	1	0	88	1262	1263	1341	1340	40		
89	1340	1341	1419	1418	40	40	1	0	90	1418	1419	1497	1496	40		
91	1028	1029	1108	1107	40	40	1	0	92	1107	1108	1186	1185	40		
93	1185	1186	1264	1263	40	40	1	0	94	1263	1264	1342	1341	40		
95	1341	1342	1420	1419	40	40	1	0	96	1419	1420	1498	1497	40		
97	1029	1030	1109	1108	40	40	1	0	98	1108	1109	1187	1186	40		
99	1186	1187	1265	1264	40	40	1	0	100	1264	1265	1343	1342	40		
101	1342	1343	1421	1420	40	40	1	0	102	1420	1421	1499	1498	40		
103	555	556	634	633	40	40	1	0	104	633	634	712	711	40		
105	711	712	790	789	40	40	1	0	106	789	790	868	867	40		
107	867	868	946	945	40	40	1	0	108	945	946	1024	1023	40		
109	556	557	635	634	40	40	1	0	110	634	635	713	712	40		
111	712	713	791	790	40	40	1	0	112	790	791	869	868	40		
113	868	869	947	946	40	40	1	0	114	946	947	1025	1024	40		

**PIAZZALE TRIAGE-FABBRICATO-ALLEGATO
ALLA REL. PREDIMENSIONAMENTO
STRUTTURE**

Codice documento
SF0272_F0

<i>Rev</i>	<i>Data</i>
F0	20/06/2011

Ind.	Nodo I	Nodo J	Nodo L	Nodo K	Sp.membranale	Sp.flessionale	Materiale	Var.term.	Ind.	Nodo I	Nodo J	Nodo L	Nodo K	Sp.membranale	Sp.fle	
									Indice							
115	557	558	636	635	40	40	1	0	116	635	636	714	713	40		
117	713	714	792	791	40	40	1	0	118	791	792	870	869	40		
119	869	870	948	947	40	40	1	0	120	947	948	1026	1025	40		
121	558	559	637	636	40	40	1	0	122	636	637	715	714	40		
123	714	715	793	792	40	40	1	0	124	792	793	871	870	40		
125	870	871	949	948	40	40	1	0	126	948	949	1027	1026	40		
127	559	560	638	637	40	40	1	0	128	637	638	716	715	40		
129	715	716	794	793	40	40	1	0	130	793	794	872	871	40		
131	871	872	950	949	40	40	1	0	132	949	950	1028	1027	40		
133	560	561	639	638	40	40	1	0	134	638	639	717	716	40		
135	716	717	795	794	40	40	1	0	136	794	795	873	872	40		
137	872	873	951	950	40	40	1	0	138	950	951	1029	1028	40		
139	561	562	640	639	40	40	1	0	140	639	640	718	717	40		
141	717	718	796	795	40	40	1	0	142	795	796	874	873	40		
143	873	874	952	951	40	40	1	0	144	951	952	1030	1029	40		
145	1030	1031	1110	1109	40	40	1	0	146	1109	1110	1188	1187	40		
147	1187	1188	1266	1265	40	40	1	0	148	1265	1266	1344	1343	40		
149	1343	1344	1422	1421	40	40	1	0	150	1421	1422	1500	1499	40		
151	1031	1032	1111	1110	40	40	1	0	152	1110	1111	1189	1188	40		
153	1188	1189	1267	1266	40	40	1	0	154	1266	1267	1345	1344	40		
155	1344	1345	1423	1422	40	40	1	0	156	1422	1423	1501	1500	40		
157	1032	1033	1112	1111	40	40	1	0	158	1111	1112	1190	1189	40		
159	1189	1190	1268	1267	40	40	1	0	160	1267	1268	1346	1345	40		
161	1345	1346	1424	1423	40	40	1	0	162	1423	1424	1502	1501	40		
163	1033	1034	1113	1112	40	40	1	0	164	1112	1113	1191	1190	40		
165	1190	1191	1269	1268	40	40	1	0	166	1268	1269	1347	1346	40		
167	1346	1347	1425	1424	40	40	1	0	168	1424	1425	1503	1502	40		
169	1034	1035	1114	1113	40	40	1	0	170	1113	1114	1192	1191	40		
171	1191	1192	1270	1269	40	40	1	0	172	1269	1270	1348	1347	40		
173	1347	1348	1426	1425	40	40	1	0	174	1425	1426	1504	1503	40		
175	1035	1036	1115	1114	40	40	1	0	176	1114	1115	1193	1192	40		
177	1192	1193	1271	1270	40	40	1	0	178	1270	1271	1349	1348	40		
179	1348	1349	1427	1426	40	40	1	0	180	1426	1427	1505	1504	40		
181	1036	1037	1116	1115	40	40	1	0	182	1115	1116	1194	1193	40		
183	1193	1194	1272	1271	40	40	1	0	184	1271	1272	1350	1349	40		
185	1349	1350	1428	1427	40	40	1	0	186	1427	1428	1506	1505	40		
187	562	563	641	640	40	40	1	0	188	640	641	719	718	40		
189	718	719	797	796	40	40	1	0	190	796	797	875	874	40		
191	874	875	953	952	40	40	1	0	192	952	953	1031	1030	40		
193	563	564	642	641	40	40	1	0	194	641	642	720	719	40		
195	719	720	798	797	40	40	1	0	196	797	798	876	875	40		
197	875	876	954	953	40	40	1	0	198	953	954	1032	1031	40		
199	564	565	643	642	40	40	1	0	200	642	643	721	720	40		
201	720	721	799	798	40	40	1	0	202	798	799	877	876	40		
203	876	877	955	954	40	40	1	0	204	954	955	1033	1032	40		
205	565	566	644	643	40	40	1	0	206	643	644	722	721	40		
207	721	722	800	799	40	40	1	0	208	799	800	878	877	40		
209	877	878	956	955	40	40	1	0	210	955	956	1034	1033	40		
211	566	567	645	644	40	40	1	0	212	644	645	723	722	40		
213	722	723	801	800	40	40	1	0	214	800	801	879	878	40		
215	878	879	957	956	40	40	1	0	216	956	957	1035	1034	40		
217	567	568	646	645	40	40	1	0	218	645	646	724	723	40		

**PIAZZALE TRIAGE-FABBRICATO-ALLEGATO
ALLA REL. PREDIMENSIONAMENTO
STRUTTURE**

Codice documento
SF0272_F0

<i>Rev</i>	<i>Data</i>
F0	20/06/2011

Ind.	Nodo I	Nodo J	Nodo L	Nodo K	Sp.membranale	Sp.flessionale	Materiale	Var.term.	Ind.	Nodo I	Nodo J	Nodo L	Nodo K	Sp.membranale	Sp.fle	
									Indice							
219	723	724	802	801	40	40	1	0	220	801	802	880	879	40		
221	879	880	958	957	40	40	1	0	222	957	958	1036	1035	40		
223	568	569	647	646	40	40	1	0	224	646	647	725	724	40		
225	724	725	803	802	40	40	1	0	226	802	803	881	880	40		
227	880	881	959	958	40	40	1	0	228	958	959	1037	1036	40		
229	1037	1038	1117	1116	40	40	1	0	230	1116	1117	1195	1194	40		
231	1194	1195	1273	1272	40	40	1	0	232	1272	1273	1351	1350	40		
233	1350	1351	1429	1428	40	40	1	0	234	1428	1429	1507	1506	40		
235	1038	1039	1118	1117	40	40	1	0	236	1117	1118	1196	1195	40		
237	1195	1196	1274	1273	40	40	1	0	238	1273	1274	1352	1351	40		
239	1351	1352	1430	1429	40	40	1	0	240	1429	1430	1508	1507	40		
241	1039	1040	1119	1118	40	40	1	0	242	1118	1119	1197	1196	40		
243	1196	1197	1275	1274	40	40	1	0	244	1274	1275	1353	1352	40		
245	1352	1353	1431	1430	40	40	1	0	246	1430	1431	1509	1508	40		
247	1040	1041	1120	1119	40	40	1	0	248	1119	1120	1198	1197	40		
249	1197	1198	1276	1275	40	40	1	0	250	1275	1276	1354	1353	40		
251	1353	1354	1432	1431	40	40	1	0	252	1431	1432	1510	1509	40		
253	1041	1042	1121	1120	40	40	1	0	254	1120	1121	1199	1198	40		
255	1198	1199	1277	1276	40	40	1	0	256	1276	1277	1355	1354	40		
257	1354	1355	1433	1432	40	40	1	0	258	1432	1433	1511	1510	40		
259	1042	1043	1122	1121	40	40	1	0	260	1121	1122	1200	1199	40		
261	1199	1200	1278	1277	40	40	1	0	262	1277	1278	1356	1355	40		
263	1355	1356	1434	1433	40	40	1	0	264	1433	1434	1512	1511	40		
265	1043	1044	1123	1122	40	40	1	0	266	1122	1123	1201	1200	40		
267	1200	1201	1279	1278	40	40	1	0	268	1278	1279	1357	1356	40		
269	1356	1357	1435	1434	40	40	1	0	270	1434	1435	1513	1512	40		
271	569	570	648	647	40	40	1	0	272	647	648	726	725	40		
273	725	726	804	803	40	40	1	0	274	803	804	882	881	40		
275	881	882	960	959	40	40	1	0	276	959	960	1038	1037	40		
277	570	571	649	648	40	40	1	0	278	648	649	727	726	40		
279	726	727	805	804	40	40	1	0	280	804	805	883	882	40		
281	882	883	961	960	40	40	1	0	282	960	961	1039	1038	40		
283	571	572	650	649	40	40	1	0	284	649	650	728	727	40		
285	727	728	806	805	40	40	1	0	286	805	806	884	883	40		
287	883	884	962	961	40	40	1	0	288	961	962	1040	1039	40		
289	572	573	651	650	40	40	1	0	290	650	651	729	728	40		
291	728	729	807	806	40	40	1	0	292	806	807	885	884	40		
293	884	885	963	962	40	40	1	0	294	962	963	1041	1040	40		
295	573	574	652	651	40	40	1	0	296	651	652	730	729	40		
297	729	730	808	807	40	40	1	0	298	807	808	886	885	40		
299	885	886	964	963	40	40	1	0	300	963	964	1042	1041	40		
301	574	575	653	652	40	40	1	0	302	652	653	731	730	40		
303	730	731	809	808	40	40	1	0	304	808	809	887	886	40		
305	886	887	965	964	40	40	1	0	306	964	965	1043	1042	40		
307	575	576	654	653	40	40	1	0	308	653	654	732	731	40		
309	731	732	810	809	40	40	1	0	310	809	810	888	887	40		
311	887	888	966	965	40	40	1	0	312	965	966	1044	1043	40		
313	1044	1045	1124	1123	40	40	1	0	314	1123	1124	1202	1201	40		
315	1201	1202	1280	1279	40	40	1	0	316	1279	1280	1358	1357	40		
317	1357	1358	1436	1435	40	40	1	0	318	1435	1436	1514	1513	40		
319	1045	1046	1125	1124	40	40	1	0	320	1124	1125	1203	1202	40		
321	1202	1203	1281	1280	40	40	1	0	322	1280	1281	1359	1358	40		

**PIAZZALE TRIAGE-FABBRICATO-ALLEGATO
ALLA REL. PREDIMENSIONAMENTO
STRUTTURE**

Codice documento
SF0272_F0

<i>Rev</i>	<i>Data</i>
F0	20/06/2011

Ind.	Nodo I	Nodo J	Nodo L	Nodo K	Sp.membranale	Sp.flessionale	Materiale	Var.term.	Ind.	Nodo I	Nodo J	Nodo L	Nodo K	Sp.membranale	Sp.fle	
									Indice							
323	1358	1359	1437	1436	40	40	1	0	324	1436	1437	1515	1514	40	40	
325	1046	1047	1126	1125	40	40	1	0	326	1125	1126	1204	1203	40	40	
327	1203	1204	1282	1281	40	40	1	0	328	1281	1282	1360	1359	40	40	
329	1359	1360	1438	1437	40	40	1	0	330	1437	1438	1516	1515	40	40	
331	1047	1048	1127	1126	40	40	1	0	332	1126	1127	1205	1204	40	40	
333	1204	1205	1283	1282	40	40	1	0	334	1282	1283	1361	1360	40	40	
335	1360	1361	1439	1438	40	40	1	0	336	1438	1439	1517	1516	40	40	
337	1048	1049	1128	1127	40	40	1	0	338	1127	1128	1206	1205	40	40	
339	1205	1206	1284	1283	40	40	1	0	340	1283	1284	1362	1361	40	40	
341	1361	1362	1440	1439	40	40	1	0	342	1439	1440	1518	1517	40	40	
343	1049	1050	1129	1128	40	40	1	0	344	1128	1129	1207	1206	40	40	
345	1206	1207	1285	1284	40	40	1	0	346	1284	1285	1363	1362	40	40	
347	1362	1363	1441	1440	40	40	1	0	348	1440	1441	1519	1518	40	40	
349	1050	1051	1130	1129	40	40	1	0	350	1129	1130	1208	1207	40	40	
351	1207	1208	1286	1285	40	40	1	0	352	1285	1286	1364	1363	40	40	
353	1363	1364	1442	1441	40	40	1	0	354	1441	1442	1520	1519	40	40	
355	576	577	655	654	40	40	1	0	356	654	655	733	732	40	40	
357	732	733	811	810	40	40	1	0	358	810	811	889	888	40	40	
359	888	889	967	966	40	40	1	0	360	966	967	1045	1044	40	40	
361	577	578	656	655	40	40	1	0	362	655	656	734	733	40	40	
363	733	734	812	811	40	40	1	0	364	811	812	890	889	40	40	
365	889	890	968	967	40	40	1	0	366	967	968	1046	1045	40	40	
367	578	579	657	656	40	40	1	0	368	656	657	735	734	40	40	
369	734	735	813	812	40	40	1	0	370	812	813	891	890	40	40	
371	890	891	969	968	40	40	1	0	372	968	969	1047	1046	40	40	
373	579	580	658	657	40	40	1	0	374	657	658	736	735	40	40	
375	735	736	814	813	40	40	1	0	376	813	814	892	891	40	40	
377	891	892	970	969	40	40	1	0	378	969	970	1048	1047	40	40	
379	580	581	659	658	40	40	1	0	380	658	659	737	736	40	40	
381	736	737	815	814	40	40	1	0	382	814	815	893	892	40	40	
383	892	893	971	970	40	40	1	0	384	970	971	1049	1048	40	40	
385	581	582	660	659	40	40	1	0	386	659	660	738	737	40	40	
387	737	738	816	815	40	40	1	0	388	815	816	894	893	40	40	
389	893	894	972	971	40	40	1	0	390	971	972	1050	1049	40	40	
391	582	583	661	660	40	40	1	0	392	660	661	739	738	40	40	
393	738	739	817	816	40	40	1	0	394	816	817	895	894	40	40	
395	894	895	973	972	40	40	1	0	396	972	973	1051	1050	40	40	
397	1051	1052	1131	1130	40	40	1	0	398	1130	1131	1209	1208	40	40	
399	1208	1209	1287	1286	40	40	1	0	400	1286	1287	1365	1364	40	40	
401	1364	1365	1443	1442	40	40	1	0	402	1442	1443	1521	1520	40	40	
403	1052	1053	1132	1131	40	40	1	0	404	1131	1132	1210	1209	40	40	
405	1209	1210	1288	1287	40	40	1	0	406	1287	1288	1366	1365	40	40	
407	1365	1366	1444	1443	40	40	1	0	408	1443	1444	1522	1521	40	40	
409	1053	1054	1133	1132	40	40	1	0	410	1132	1133	1211	1210	40	40	
411	1210	1211	1289	1288	40	40	1	0	412	1288	1289	1367	1366	40	40	
413	1366	1367	1445	1444	40	40	1	0	414	1444	1445	1523	1522	40	40	
415	1054	1055	1134	1133	40	40	1	0	416	1133	1134	1212	1211	40	40	
417	1211	1212	1290	1289	40	40	1	0	418	1289	1290	1368	1367	40	40	
419	1367	1368	1446	1445	40	40	1	0	420	1445	1446	1524	1523	40	40	
421	1055	1057	1135	1134	40	40	1	0	422	1134	1135	1213	1212	40	40	
423	1212	1213	1291	1290	40	40	1	0	424	1290	1291	1369	1368	40	40	
425	1368	1369	1447	1446	40	40	1	0	426	1446	1447	1525	1524	40	40	

**PIAZZALE TRIAGE-FABBRICATO-ALLEGATO
ALLA REL. PREDIMENSIONAMENTO
STRUTTURE**

Codice documento
SF0272_F0

<i>Rev</i>	<i>Data</i>
F0	20/06/2011

Ind.	Nodo I	Nodo J	Nodo L	Nodo K	Sp.membranale	Sp.flessionale	Materiale	Var.term.	Ind.	Nodo I	Nodo J	Nodo L	Nodo K	Sp.membranale	Sp.fle	
									Indice							
427	1057	1058	1136	1135	40	40	1	0	428	1135	1136	1214	1213	40		
429	1213	1214	1292	1291	40	40	1	0	430	1291	1292	1370	1369	40		
431	1369	1370	1448	1447	40	40	1	0	432	1447	1448	1526	1525	40		
433	583	584	662	661	40	40	1	0	434	661	662	740	739	40		
435	739	740	818	817	40	40	1	0	436	817	818	896	895	40		
437	895	896	974	973	40	40	1	0	438	973	974	1052	1051	40		
439	584	585	663	662	40	40	1	0	440	662	663	741	740	40		
441	740	741	819	818	40	40	1	0	442	818	819	897	896	40		
443	896	897	975	974	40	40	1	0	444	974	975	1053	1052	40		
445	585	586	664	663	40	40	1	0	446	663	664	742	741	40		
447	741	742	820	819	40	40	1	0	448	819	820	898	897	40		
449	897	898	976	975	40	40	1	0	450	975	976	1054	1053	40		
451	586	587	665	664	40	40	1	0	452	664	665	743	742	40		
453	742	743	821	820	40	40	1	0	454	820	821	899	898	40		
455	898	899	977	976	40	40	1	0	456	976	977	1055	1054	40		
457	587	588	666	665	40	40	1	0	458	665	666	744	743	40		
459	743	744	822	821	40	40	1	0	460	821	822	900	899	40		
461	899	900	978	977	40	40	1	0	462	977	978	1057	1055	40		
463	588	589	667	666	40	40	1	0	464	666	667	745	744	40		
465	744	745	823	822	40	40	1	0	466	822	823	901	900	40		
467	900	901	979	978	40	40	1	0	468	978	979	1058	1057	40		
469	1565	1564	1486	1487	40	40	1	0	470	1570	1569	1491	1492	40		
471	1569	1568	1490	1491	40	40	1	0	472	1568	1567	1489	1490	40		
473	1567	1566	1488	1489	40	40	1	0	474	1566	1565	1487	1488	40		
475	1492	1493	1571	1570	40	40	1	0	476	1493	1494	1572	1571	40		
477	1494	1495	1573	1572	40	40	1	0	478	1495	1496	1574	1573	40		
479	1496	1497	1575	1574	40	40	1	0	480	1497	1498	1576	1575	40		
481	1498	1499	1577	1576	40	40	1	0	482	1499	1500	1578	1577	40		
483	1500	1501	1579	1578	40	40	1	0	484	1501	1502	1580	1579	40		
485	1502	1503	1581	1580	40	40	1	0	486	1503	1504	1582	1581	40		
487	1504	1505	1583	1582	40	40	1	0	488	1505	1506	1584	1583	40		
489	1506	1507	1585	1584	40	40	1	0	490	1507	1508	1586	1585	40		
491	1508	1509	1587	1586	40	40	1	0	492	1509	1510	1588	1587	40		
493	1510	1511	1589	1588	40	40	1	0	494	1511	1512	1590	1589	40		
495	1512	1513	1591	1590	40	40	1	0	496	1513	1514	1592	1591	40		
497	1514	1515	1593	1592	40	40	1	0	498	1515	1516	1594	1593	40		
499	1516	1517	1595	1594	40	40	1	0	500	1517	1518	1596	1595	40		
501	1518	1519	1597	1596	40	40	1	0	502	1519	1520	1598	1597	40		
503	1520	1521	1599	1598	40	40	1	0	504	1521	1522	1600	1599	40		
505	1522	1523	1601	1600	40	40	1	0	506	1523	1524	1602	1601	40		
507	1524	1525	1603	1602	40	40	1	0	508	1525	1526	1604	1603	40		
509	1486	1408	1409	1487	40	40	1	0	510	1408	1330	1331	1409	40		
511	1330	1252	1253	1331	40	40	1	0	512	1252	1174	1175	1253	40		
513	1174	1096	1097	1175	40	40	1	0	514	1096	1017	1018	1097	40		
515	1017	939	940	1018	40	40	1	0	516	939	861	862	940	40		
517	861	783	784	862	40	40	1	0	518	783	705	706	784	40		
519	705	627	628	706	40	40	1	0	520	627	549	550	628	40		
521	486	550	549	485	40	40	1	0	522	486	487	551	550	40		
523	487	488	552	551	40	40	1	0	524	488	489	553	552	40		
525	489	490	554	553	40	40	1	0	526	490	491	555	554	40		
527	491	492	556	555	40	40	1	0	528	492	493	557	556	40		
529	493	494	558	557	40	40	1	0	530	494	495	559	558	40		

**PIAZZALE TRIAGE-FABBRICATO-ALLEGATO
ALLA REL. PREDIMENSIONAMENTO
STRUTTURE**

Codice documento
SF0272_F0

Rev *Data*
F0 20/06/2011

Ind.	Nodo I	Nodo J	Nodo L	Nodo K	Sp.membranale	Sp.flessionale	Materiale	Var.term.	Ind.	Nodo I	Nodo J	Nodo L	Nodo K	Sp.membranale	Sp.fle	
									Indice							
531	495	496	560	559	40	40	1	0	532	496	497	561	560	40		
533	497	498	562	561	40	40	1	0	534	498	499	563	562	40		
535	499	500	564	563	40	40	1	0	536	500	501	565	564	40		
537	501	502	566	565	40	40	1	0	538	502	503	567	566	40		
539	503	504	568	567	40	40	1	0	540	504	505	569	568	40		
541	505	506	570	569	40	40	1	0	542	506	507	571	570	40		
543	507	508	572	571	40	40	1	0	544	508	509	573	572	40		
545	509	510	574	573	40	40	1	0	546	510	511	575	574	40		
547	511	512	576	575	40	40	1	0	548	512	513	577	576	40		
549	513	514	578	577	40	40	1	0	550	514	515	579	578	40		
551	515	516	580	579	40	40	1	0	552	516	517	581	580	40		
553	517	518	582	581	40	40	1	0	554	518	519	583	582	40		
555	519	520	584	583	40	40	1	0	556	520	521	585	584	40		
557	521	522	586	585	40	40	1	0	558	522	523	587	586	40		
559	523	524	588	587	40	40	1	0	560	524	525	589	588	40		
561	86	87	102	101	40	40	1	0	562	101	102	116	115	40		
563	115	116	130	129	40	40	1	0	564	129	130	144	143	40		
565	143	144	158	157	40	40	1	0	566	157	158	172	171	40		
567	87	88	103	102	40	40	1	0	568	102	103	117	116	40		
569	116	117	131	130	40	40	1	0	570	130	131	145	144	40		
571	144	145	159	158	40	40	1	0	572	158	159	173	172	40		
573	88	89	104	103	40	40	1	0	574	103	104	118	117	40		
575	117	118	132	131	40	40	1	0	576	131	132	146	145	40		
577	145	146	160	159	40	40	1	0	578	159	160	174	173	40		
579	89	90	105	104	40	40	1	0	580	104	105	119	118	40		
581	118	119	133	132	40	40	1	0	582	132	133	147	146	40		
583	146	147	161	160	40	40	1	0	584	160	161	175	174	40		
585	90	91	106	105	40	40	1	0	586	105	106	120	119	40		
587	119	120	134	133	40	40	1	0	588	133	134	148	147	40		
589	147	148	162	161	40	40	1	0	590	161	162	176	175	40		
591	91	92	107	106	40	40	1	0	592	106	107	121	120	40		
593	120	121	135	134	40	40	1	0	594	134	135	149	148	40		
595	148	149	163	162	40	40	1	0	596	162	163	177	176	40		
597	92	94	108	107	40	40	1	0	598	107	108	122	121	40		
599	121	122	136	135	40	40	1	0	600	135	136	150	149	40		
601	149	150	164	163	40	40	1	0	602	163	164	178	177	40		
603	94	95	109	108	40	40	1	0	604	108	109	123	122	40		
605	122	123	137	136	40	40	1	0	606	136	137	151	150	40		
607	150	151	165	164	40	40	1	0	608	164	165	179	178	40		
609	95	96	110	109	40	40	1	0	610	109	110	124	123	40		
611	123	124	138	137	40	40	1	0	612	137	138	152	151	40		
613	151	152	166	165	40	40	1	0	614	165	166	180	179	40		
615	2	3	17	16	40	40	1	0	616	16	17	31	30	40		
617	30	31	45	44	40	40	1	0	618	44	45	59	58	40		
619	58	59	73	72	40	40	1	0	620	72	73	87	86	40		
621	3	4	18	17	40	40	1	0	622	17	18	32	31	40		
623	31	32	46	45	40	40	1	0	624	45	46	60	59	40		
625	59	60	74	73	40	40	1	0	626	73	74	88	87	40		
627	4	5	19	18	40	40	1	0	628	18	19	33	32	40		
629	32	33	47	46	40	40	1	0	630	46	47	61	60	40		
631	60	61	75	74	40	40	1	0	632	74	75	89	88	40		
633	5	6	20	19	40	40	1	0	634	19	20	34	33	40		

**PIAZZALE TRIAGE-FABBRICATO-ALLEGATO
ALLA REL. PREDIMENSIONAMENTO
STRUTTURE**

Codice documento
SF0272_F0

Rev *Data*
F0 20/06/2011

Ind.	Nodo I	Nodo J	Nodo L	Nodo K	Sp.membranale	Sp.flessionale	Materiale	Var.term.	Ind.	Nodo I	Nodo J	Nodo L	Nodo K	Sp.membranale	Sp.fle	
									Indice							
635	33	34	48	47	40	40	1	0	636	47	48	62	61	40		
637	61	62	76	75	40	40	1	0	638	75	76	90	89	40		
639	6	7	21	20	40	40	1	0	640	20	21	35	34	40		
641	34	35	49	48	40	40	1	0	642	48	49	63	62	40		
643	62	63	77	76	40	40	1	0	644	76	77	91	90	40		
645	7	8	22	21	40	40	1	0	646	21	22	36	35	40		
647	35	36	50	49	40	40	1	0	648	49	50	64	63	40		
649	63	64	78	77	40	40	1	0	650	77	78	92	91	40		
651	8	9	23	22	40	40	1	0	652	22	23	37	36	40		
653	36	37	51	50	40	40	1	0	654	50	51	65	64	40		
655	64	65	79	78	40	40	1	0	656	78	79	94	92	40		
657	9	10	24	23	40	40	1	0	658	23	24	38	37	40		
659	37	38	52	51	40	40	1	0	660	51	52	66	65	40		
661	65	66	80	79	40	40	1	0	662	79	80	95	94	40		
663	10	11	25	24	40	40	1	0	664	24	25	39	38	40		
665	38	39	53	52	40	40	1	0	666	52	53	67	66	40		
667	66	67	81	80	40	40	1	0	668	80	81	96	95	40		
669	86	72	207	209	40	40	2	0	670	209	207	257	259	40		
671	259	257	307	309	40	40	2	0	672	309	307	357	359	40		
673	359	357	407	409	40	40	2	0	674	409	407	457	459	40		
675	459	457	980	1059	40	40	2	0	676	72	58	205	207	40		
677	207	205	255	257	40	40	2	0	678	257	255	305	307	40		
679	307	305	355	357	40	40	2	0	680	357	355	405	407	40		
681	407	405	455	457	40	40	2	0	682	457	455	902	980	40		
683	58	44	203	205	40	40	2	0	684	205	203	253	255	40		
685	255	253	303	305	40	40	2	0	686	305	303	353	355	40		
687	355	353	403	405	40	40	2	0	688	405	403	453	455	40		
689	455	453	824	902	40	40	2	0	690	44	30	201	203	40		
691	203	201	251	253	40	40	2	0	692	253	251	301	303	40		
693	303	301	351	353	40	40	2	0	694	353	351	401	403	40		
695	403	401	451	453	40	40	2	0	696	453	451	746	824	40		
697	30	16	199	201	40	40	2	0	698	201	199	249	251	40		
699	251	249	299	301	40	40	2	0	700	301	299	349	351	40		
701	351	349	399	401	40	40	2	0	702	401	399	449	451	40		
703	451	449	668	746	40	40	2	0	704	16	2	185	199	40		
705	199	185	235	249	40	40	2	0	706	249	235	285	299	40		
707	299	285	335	349	40	40	2	0	708	349	335	385	399	40		
709	399	385	435	449	40	40	2	0	710	449	435	590	668	40		
711	171	157	219	221	40	40	2	0	712	221	219	269	271	40		
713	271	269	319	321	40	40	2	0	714	321	319	369	371	40		
715	371	369	419	421	40	40	2	0	716	421	419	469	471	40		
717	471	469	1449	1527	40	40	2	0	718	157	143	217	219	40		
719	219	217	267	269	40	40	2	0	720	269	267	317	319	40		
721	319	317	367	369	40	40	2	0	722	369	367	417	419	40		
723	419	417	467	469	40	40	2	0	724	469	467	1371	1449	40		
725	143	129	215	217	40	40	2	0	726	217	215	265	267	40		
727	267	265	315	317	40	40	2	0	728	317	315	365	367	40		
729	367	365	415	417	40	40	2	0	730	417	415	465	467	40		
731	467	465	1293	1371	40	40	2	0	732	129	115	213	215	40		
733	215	213	263	265	40	40	2	0	734	265	263	313	315	40		
735	315	313	363	365	40	40	2	0	736	365	363	413	415	40		
737	415	413	463	465	40	40	2	0	738	465	463	1215	1293	40		

**PIAZZALE TRIAGE-FABBRICATO-ALLEGATO
ALLA REL. PREDIMENSIONAMENTO
STRUTTURE**

Codice documento
SF0272_F0

<i>Rev</i>	<i>Data</i>
F0	20/06/2011

Ind.	Nodo I	Nodo J	Nodo L	Nodo K	Sp.membranale	Sp.flessionale	Materiale	Var.term.	Ind.	Nodo I	Nodo J	Nodo L	Nodo K	Sp.membranale	Sp.fle	
									Indice							
739	115	101	211	213	40	40	2	0	740	213	211	261	263	40		
741	263	261	311	313	40	40	2	0	742	313	311	361	363	40		
743	363	361	411	413	40	40	2	0	744	413	411	461	463	40		
745	463	461	1137	1215	40	40	2	0	746	101	86	209	211	40		
747	211	209	259	261	40	40	2	0	748	261	259	309	311	40		
749	311	309	359	361	40	40	2	0	750	361	359	409	411	40		
751	411	409	459	461	40	40	2	0	752	461	459	1059	1137	40		
753	175	174	224	225	40	40	2	0	754	225	224	274	275	40		
755	275	274	324	325	40	40	2	0	756	325	324	374	375	40		
757	375	374	424	425	40	40	2	0	758	425	424	474	475	40		
759	475	474	1530	1531	40	40	2	0	760	174	173	223	224	40		
761	224	223	273	274	40	40	2	0	762	274	273	323	324	40		
763	324	323	373	374	40	40	2	0	764	374	373	423	424	40		
765	424	423	473	474	40	40	2	0	766	474	473	1529	1530	40		
767	173	172	222	223	40	40	2	0	768	223	222	272	273	40		
769	273	272	322	323	40	40	2	0	770	323	322	372	373	40		
771	373	372	422	423	40	40	2	0	772	423	422	472	473	40		
773	473	472	1528	1529	40	40	2	0	774	172	171	221	222	40		
775	222	221	271	272	40	40	2	0	776	272	271	321	322	40		
777	322	321	371	372	40	40	2	0	778	372	371	421	422	40		
779	422	421	471	472	40	40	2	0	780	472	471	1527	1528	40		
781	180	179	229	230	40	40	2	0	782	230	229	279	280	40		
783	280	279	329	330	40	40	2	0	784	330	329	379	380	40		
785	380	379	429	430	40	40	2	0	786	430	429	479	480	40		
787	480	479	1535	1536	40	40	2	0	788	179	178	228	229	40		
789	229	228	278	279	40	40	2	0	790	279	278	328	329	40		
791	329	328	378	379	40	40	2	0	792	379	378	428	429	40		
793	429	428	478	479	40	40	2	0	794	479	478	1534	1535	40		
795	178	177	227	228	40	40	2	0	796	228	227	277	278	40		
797	278	277	327	328	40	40	2	0	798	328	327	377	378	40		
799	378	377	427	428	40	40	2	0	800	428	427	477	478	40		
801	478	477	1533	1534	40	40	2	0	802	177	176	226	227	40		
803	227	226	276	277	40	40	2	0	804	277	276	326	327	40		
805	327	326	376	377	40	40	2	0	806	377	376	426	427	40		
807	427	426	476	477	40	40	2	0	808	477	476	1532	1533	40		
809	176	175	225	226	40	40	2	0	810	226	225	275	276	40		
811	276	275	325	326	40	40	2	0	812	326	325	375	376	40		
813	376	375	425	426	40	40	2	0	814	426	425	475	476	40		
815	476	475	1531	1532	40	40	2	0	816	6	7	190	189	40		
817	189	190	240	239	40	40	2	0	818	239	240	290	289	40		
819	289	290	340	339	40	40	2	0	820	339	340	390	389	40		
821	389	390	440	439	40	40	2	0	822	439	440	595	594	40		
823	7	8	191	190	40	40	2	0	824	190	191	241	240	40		
825	240	241	291	290	40	40	2	0	826	290	291	341	340	40		
827	340	341	391	390	40	40	2	0	828	390	391	441	440	40		
829	440	441	596	595	40	40	2	0	830	8	9	192	191	40		
831	191	192	242	241	40	40	2	0	832	241	242	292	291	40		
833	291	292	342	341	40	40	2	0	834	341	342	392	391	40		
835	391	392	442	441	40	40	2	0	836	441	442	597	596	40		
837	9	10	193	192	40	40	2	0	838	192	193	243	242	40		
839	242	243	293	292	40	40	2	0	840	292	293	343	342	40		
841	342	343	393	392	40	40	2	0	842	392	393	443	442	40		

**PIAZZALE TRIAGE-FABBRICATO-ALLEGATO
ALLA REL. PREDIMENSIONAMENTO
STRUTTURE**

Codice documento
SF0272_F0

<i>Rev</i>	<i>Data</i>
F0	20/06/2011

Ind.	Nodo I	Nodo J	Nodo L	Nodo K	Sp.membranale	Sp.flessionale	Materiale	Var.term.	Ind.	Nodo I	Nodo J	Nodo L	Nodo K	Sp.membranale	Sp.fle	
									Indice							
843	442	443	598	597	40	40	2	0	844	10	11	194	193	40		
845	193	194	244	243	40	40	2	0	846	243	244	294	293	40		
847	293	294	344	343	40	40	2	0	848	343	344	394	393	40		
849	393	394	444	443	40	40	2	0	850	443	444	599	598	40		
851	2	3	186	185	40	40	2	0	852	185	186	236	235	40		
853	235	236	286	285	40	40	2	0	854	285	286	336	335	40		
855	335	336	386	385	40	40	2	0	856	385	386	436	435	40		
857	435	436	591	590	40	40	2	0	858	3	4	187	186	40		
859	186	187	237	236	40	40	2	0	860	236	237	287	286	40		
861	286	287	337	336	40	40	2	0	862	336	337	387	386	40		
863	386	387	437	436	40	40	2	0	864	436	437	592	591	40		
865	4	5	188	187	40	40	2	0	866	187	188	238	237	40		
867	237	238	288	287	40	40	2	0	868	287	288	338	337	40		
869	337	338	388	387	40	40	2	0	870	387	388	438	437	40		
871	437	438	593	592	40	40	2	0	872	5	6	189	188	40		
873	188	189	239	238	40	40	2	0	874	238	239	289	288	40		
875	288	289	339	338	40	40	2	0	876	338	339	389	388	40		
877	388	389	439	438	40	40	2	0	878	438	439	594	593	40		
879	594	672	671	593	40	40	2	0	880	593	671	670	592	40		
881	592	670	669	591	40	40	2	0	882	591	669	668	590	40		
883	672	750	749	671	40	40	2	0	884	671	749	748	670	40		
885	670	748	747	669	40	40	2	0	886	669	747	746	668	40		
887	750	828	827	749	40	40	2	0	888	749	827	826	748	40		
889	748	826	825	747	40	40	2	0	890	747	825	824	746	40		
891	828	906	905	827	40	40	2	0	892	827	905	904	826	40		
893	826	904	903	825	40	40	2	0	894	825	903	902	824	40		
895	906	984	983	905	40	40	2	0	896	905	983	982	904	40		
897	904	982	981	903	40	40	2	0	898	903	981	980	902	40		
899	984	1063	1062	983	40	40	2	0	900	983	1062	1061	982	40		
901	982	1061	1060	981	40	40	2	0	902	981	1060	1059	980	40		
903	1063	1141	1140	1062	40	40	2	0	904	1062	1140	1139	1061	40		
905	1061	1139	1138	1060	40	40	2	0	906	1060	1138	1137	1059	40		
907	1141	1219	1218	1140	40	40	2	0	908	1140	1218	1217	1139	40		
909	1139	1217	1216	1138	40	40	2	0	910	1138	1216	1215	1137	40		
911	1219	1297	1296	1218	40	40	2	0	912	1218	1296	1295	1217	40		
913	1217	1295	1294	1216	40	40	2	0	914	1216	1294	1293	1215	40		
915	1297	1375	1374	1296	40	40	2	0	916	1296	1374	1373	1295	40		
917	1295	1373	1372	1294	40	40	2	0	918	1294	1372	1371	1293	40		
919	1375	1453	1452	1374	40	40	2	0	920	1374	1452	1451	1373	40		
921	1373	1451	1450	1372	40	40	2	0	922	1372	1450	1449	1371	40		
923	1453	1531	1530	1452	40	40	2	0	924	1452	1530	1529	1451	40		
925	1451	1529	1528	1450	40	40	2	0	926	1450	1528	1527	1449	40		
927	599	677	676	598	40	40	2	0	928	598	676	675	597	40		
929	597	675	674	596	40	40	2	0	930	596	674	673	595	40		
931	595	673	672	594	40	40	2	0	932	677	755	754	676	40		
933	676	754	753	675	40	40	2	0	934	675	753	752	674	40		
935	674	752	751	673	40	40	2	0	936	673	751	750	672	40		
937	755	833	832	754	40	40	2	0	938	754	832	831	753	40		
939	753	831	830	752	40	40	2	0	940	752	830	829	751	40		
941	751	829	828	750	40	40	2	0	942	833	911	910	832	40		
943	832	910	909	831	40	40	2	0	944	831	909	908	830	40		
945	830	908	907	829	40	40	2	0	946	829	907	906	828	40		

**PIAZZALE TRIAGE-FABBRICATO-ALLEGATO
ALLA REL. PREDIMENSIONAMENTO
STRUTTURE**

Codice documento
SF0272_F0

<i>Rev</i>	<i>Data</i>
F0	20/06/2011

Ind.	Nodo I	Nodo J	Nodo L	Nodo K	Sp.membranale	Sp.flessionale	Materiale	Var.term.	Ind.	Nodo I	Nodo J	Nodo L	Nodo K	Sp.membranale	Sp.fle	
									Indice							
947	911	989	988	910	40	40	2	0	948	910	988	987	909	40		
949	909	987	986	908	40	40	2	0	950	908	986	985	907	40		
951	907	985	984	906	40	40	2	0	952	989	1068	1067	988	40		
953	988	1067	1066	987	40	40	2	0	954	987	1066	1065	986	40		
955	986	1065	1064	985	40	40	2	0	956	985	1064	1063	984	40		
957	1068	1146	1145	1067	40	40	2	0	958	1067	1145	1144	1066	40		
959	1066	1144	1143	1065	40	40	2	0	960	1065	1143	1142	1064	40		
961	1064	1142	1141	1063	40	40	2	0	962	1146	1224	1223	1145	40		
963	1145	1223	1222	1144	40	40	2	0	964	1144	1222	1221	1143	40		
965	1143	1221	1220	1142	40	40	2	0	966	1142	1220	1219	1141	40		
967	1224	1302	1301	1223	40	40	2	0	968	1223	1301	1300	1222	40		
969	1222	1300	1299	1221	40	40	2	0	970	1221	1299	1298	1220	40		
971	1220	1298	1297	1219	40	40	2	0	972	1302	1380	1379	1301	40		
973	1301	1379	1378	1300	40	40	2	0	974	1300	1378	1377	1299	40		
975	1299	1377	1376	1298	40	40	2	0	976	1298	1376	1375	1297	40		
977	1380	1458	1457	1379	40	40	2	0	978	1379	1457	1456	1378	40		
979	1378	1456	1455	1377	40	40	2	0	980	1377	1455	1454	1376	40		
981	1376	1454	1453	1375	40	40	2	0	982	1458	1536	1535	1457	40		
983	1457	1535	1534	1456	40	40	2	0	984	1456	1534	1533	1455	40		
985	1455	1533	1532	1454	40	40	2	0	986	1454	1532	1531	1453	40		
987	611	689	688	610	40	40	1	0	988	610	688	687	609	40		
989	609	687	686	608	40	40	1	0	990	608	686	685	607	40		
991	607	685	684	606	40	40	1	0	992	606	684	683	605	40		
993	605	683	682	604	40	40	1	0	994	689	767	766	688	40		
995	688	766	765	687	40	40	1	0	996	687	765	764	686	40		
997	686	764	763	685	40	40	1	0	998	685	763	762	684	40		
999	684	762	761	683	40	40	1	0	1000	683	761	760	682	40		
1001	767	845	844	766	40	40	1	0	1002	766	844	843	765	40		
1003	765	843	842	764	40	40	1	0	1004	764	842	841	763	40		
1005	763	841	840	762	40	40	1	0	1006	762	840	839	761	40		
1007	761	839	838	760	40	40	1	0	1008	845	923	922	844	40		
1009	844	922	921	843	40	40	1	0	1010	843	921	920	842	40		
1011	842	920	919	841	40	40	1	0	1012	841	919	918	840	40		
1013	840	918	917	839	40	40	1	0	1014	839	917	916	838	40		
1015	923	1001	1000	922	40	40	1	0	1016	922	1000	999	921	40		
1017	921	999	998	920	40	40	1	0	1018	920	998	997	919	40		
1019	919	997	996	918	40	40	1	0	1020	918	996	995	917	40		
1021	917	995	994	916	40	40	1	0	1022	1001	1080	1079	1000	40		
1023	1000	1079	1078	999	40	40	1	0	1024	999	1078	1077	998	40		
1025	998	1077	1076	997	40	40	1	0	1026	997	1076	1075	996	40		
1027	996	1075	1074	995	40	40	1	0	1028	995	1074	1073	994	40		
1029	1080	1158	1157	1079	40	40	1	0	1030	1079	1157	1156	1078	40		
1031	1078	1156	1155	1077	40	40	1	0	1032	1077	1155	1154	1076	40		
1033	1076	1154	1153	1075	40	40	1	0	1034	1075	1153	1152	1074	40		
1035	1074	1152	1151	1073	40	40	1	0	1036	1158	1236	1235	1157	40		
1037	1157	1235	1234	1156	40	40	1	0	1038	1156	1234	1233	1155	40		
1039	1155	1233	1232	1154	40	40	1	0	1040	1154	1232	1231	1153	40		
1041	1153	1231	1230	1152	40	40	1	0	1042	1152	1230	1229	1151	40		
1043	1236	1314	1313	1235	40	40	1	0	1044	1235	1313	1312	1234	40		
1045	1234	1312	1311	1233	40	40	1	0	1046	1233	1311	1310	1232	40		
1047	1232	1310	1309	1231	40	40	1	0	1048	1231	1309	1308	1230	40		
1049	1230	1308	1307	1229	40	40	1	0	1050	1314	1392	1391	1313	40		

**PIAZZALE TRIAGE-FABBRICATO-ALLEGATO
ALLA REL. PREDIMENSIONAMENTO
STRUTTURE**

Codice documento
SF0272_F0

<i>Rev</i>	<i>Data</i>
F0	20/06/2011

Ind.	Nodo I	Nodo J	Nodo L	Nodo K	Sp.membranale	Sp.flessionale	Materiale	Var.term.	Ind.	Nodo I	Nodo J	Nodo L	Nodo K	Sp.membranale	Sp.fle
									Indice						
1051	1313	1391	1390	1312	40	40	1	0	1052	1312	1390	1389	1311	40	
1053	1311	1389	1388	1310	40	40	1	0	1054	1310	1388	1387	1309	40	
1055	1309	1387	1386	1308	40	40	1	0	1056	1308	1386	1385	1307	40	
1057	1392	1470	1469	1391	40	40	1	0	1058	1391	1469	1468	1390	40	
1059	1390	1468	1467	1389	40	40	1	0	1060	1389	1467	1466	1388	40	
1061	1388	1466	1465	1387	40	40	1	0	1062	1387	1465	1464	1386	40	
1063	1386	1464	1463	1385	40	40	1	0	1064	1470	1548	1547	1469	40	
1065	1469	1547	1546	1468	40	40	1	0	1066	1468	1546	1545	1467	40	
1067	1467	1545	1544	1466	40	40	1	0	1068	1466	1544	1543	1465	40	
1069	1465	1543	1542	1464	40	40	1	0	1070	1464	1542	1541	1463	40	
1071	618	696	695	617	40	40	1	0	1072	617	695	694	616	40	
1073	616	694	693	615	40	40	1	0	1074	615	693	692	614	40	
1075	614	692	691	613	40	40	1	0	1076	613	691	690	612	40	
1077	612	690	689	611	40	40	1	0	1078	696	774	773	695	40	
1079	695	773	772	694	40	40	1	0	1080	694	772	771	693	40	
1081	693	771	770	692	40	40	1	0	1082	692	770	769	691	40	
1083	691	769	768	690	40	40	1	0	1084	690	768	767	689	40	
1085	774	852	851	773	40	40	1	0	1086	773	851	850	772	40	
1087	772	850	849	771	40	40	1	0	1088	771	849	848	770	40	
1089	770	848	847	769	40	40	1	0	1090	769	847	846	768	40	
1091	768	846	845	767	40	40	1	0	1092	852	930	929	851	40	
1093	851	929	928	850	40	40	1	0	1094	850	928	927	849	40	
1095	849	927	926	848	40	40	1	0	1096	848	926	925	847	40	
1097	847	925	924	846	40	40	1	0	1098	846	924	923	845	40	
1099	930	1008	1007	929	40	40	1	0	1100	929	1007	1006	928	40	
1101	928	1006	1005	927	40	40	1	0	1102	927	1005	1004	926	40	
1103	926	1004	1003	925	40	40	1	0	1104	925	1003	1002	924	40	
1105	924	1002	1001	923	40	40	1	0	1106	1008	1087	1086	1007	40	
1107	1007	1086	1085	1006	40	40	1	0	1108	1006	1085	1084	1005	40	
1109	1005	1084	1083	1004	40	40	1	0	1110	1004	1083	1082	1003	40	
1111	1003	1082	1081	1002	40	40	1	0	1112	1002	1081	1080	1001	40	
1113	1087	1165	1164	1086	40	40	1	0	1114	1086	1164	1163	1085	40	
1115	1085	1163	1162	1084	40	40	1	0	1116	1084	1162	1161	1083	40	
1117	1083	1161	1160	1082	40	40	1	0	1118	1082	1160	1159	1081	40	
1119	1081	1159	1158	1080	40	40	1	0	1120	1165	1243	1242	1164	40	
1121	1164	1242	1241	1163	40	40	1	0	1122	1163	1241	1240	1162	40	
1123	1162	1240	1239	1161	40	40	1	0	1124	1161	1239	1238	1160	40	
1125	1160	1238	1237	1159	40	40	1	0	1126	1159	1237	1236	1158	40	
1127	1243	1321	1320	1242	40	40	1	0	1128	1242	1320	1319	1241	40	
1129	1241	1319	1318	1240	40	40	1	0	1130	1240	1318	1317	1239	40	
1131	1239	1317	1316	1238	40	40	1	0	1132	1238	1316	1315	1237	40	
1133	1237	1315	1314	1236	40	40	1	0	1134	1321	1399	1398	1320	40	
1135	1320	1398	1397	1319	40	40	1	0	1136	1319	1397	1396	1318	40	
1137	1318	1396	1395	1317	40	40	1	0	1138	1317	1395	1394	1316	40	
1139	1316	1394	1393	1315	40	40	1	0	1140	1315	1393	1392	1314	40	
1141	1399	1477	1476	1398	40	40	1	0	1142	1398	1476	1475	1397	40	
1143	1397	1475	1474	1396	40	40	1	0	1144	1396	1474	1473	1395	40	
1145	1395	1473	1472	1394	40	40	1	0	1146	1394	1472	1471	1393	40	
1147	1393	1471	1470	1392	40	40	1	0	1148	1477	1555	1554	1476	40	
1149	1476	1554	1553	1475	40	40	1	0	1150	1475	1553	1552	1474	40	
1151	1474	1552	1551	1473	40	40	1	0	1152	1473	1551	1550	1472	40	
1153	1472	1550	1549	1471	40	40	1	0	1154	1471	1549	1548	1470	40	

**PIAZZALE TRIAGE-FABBRICATO-ALLEGATO
ALLA REL. PREDIMENSIONAMENTO
STRUTTURE**

Codice documento
SF0272_F0

<i>Rev</i>	<i>Data</i>
F0	20/06/2011

Ind.	Nodo I	Nodo J	Nodo L	Nodo K	Sp.membranale	Sp.flessionale	Materiale	Var.term.	Ind.	Nodo I	Nodo J	Nodo L	Nodo K	Sp.membranale	Sp.fle	
									Indice							
1155	625	703	702	624	40	40	1	0	1156	624	702	701	623	40		
1157	623	701	700	622	40	40	1	0	1158	622	700	699	621	40		
1159	621	699	698	620	40	40	1	0	1160	620	698	697	619	40		
1161	619	697	696	618	40	40	1	0	1162	703	781	780	702	40		
1163	702	780	779	701	40	40	1	0	1164	701	779	778	700	40		
1165	700	778	777	699	40	40	1	0	1166	699	777	776	698	40		
1167	698	776	775	697	40	40	1	0	1168	697	775	774	696	40		
1169	781	859	858	780	40	40	1	0	1170	780	858	857	779	40		
1171	779	857	856	778	40	40	1	0	1172	778	856	855	777	40		
1173	777	855	854	776	40	40	1	0	1174	776	854	853	775	40		
1175	775	853	852	774	40	40	1	0	1176	859	937	936	858	40		
1177	858	936	935	857	40	40	1	0	1178	857	935	934	856	40		
1179	856	934	933	855	40	40	1	0	1180	855	933	932	854	40		
1181	854	932	931	853	40	40	1	0	1182	853	931	930	852	40		
1183	937	1015	1014	936	40	40	1	0	1184	936	1014	1013	935	40		
1185	935	1013	1012	934	40	40	1	0	1186	934	1012	1011	933	40		
1187	933	1011	1010	932	40	40	1	0	1188	932	1010	1009	931	40		
1189	931	1009	1008	930	40	40	1	0	1190	1015	1094	1093	1014	40		
1191	1014	1093	1092	1013	40	40	1	0	1192	1013	1092	1091	1012	40		
1193	1012	1091	1090	1011	40	40	1	0	1194	1011	1090	1089	1010	40		
1195	1010	1089	1088	1009	40	40	1	0	1196	1009	1088	1087	1008	40		
1197	1094	1172	1171	1093	40	40	1	0	1198	1093	1171	1170	1092	40		
1199	1092	1170	1169	1091	40	40	1	0	1200	1091	1169	1168	1090	40		
1201	1090	1168	1167	1089	40	40	1	0	1202	1089	1167	1166	1088	40		
1203	1088	1166	1165	1087	40	40	1	0	1204	1172	1250	1249	1171	40		
1205	1171	1249	1248	1170	40	40	1	0	1206	1170	1248	1247	1169	40		
1207	1169	1247	1246	1168	40	40	1	0	1208	1168	1246	1245	1167	40		
1209	1167	1245	1244	1166	40	40	1	0	1210	1166	1244	1243	1165	40		
1211	1250	1328	1327	1249	40	40	1	0	1212	1249	1327	1326	1248	40		
1213	1248	1326	1325	1247	40	40	1	0	1214	1247	1325	1324	1246	40		
1215	1246	1324	1323	1245	40	40	1	0	1216	1245	1323	1322	1244	40		
1217	1244	1322	1321	1243	40	40	1	0	1218	1328	1406	1405	1327	40		
1219	1327	1405	1404	1326	40	40	1	0	1220	1326	1404	1403	1325	40		
1221	1325	1403	1402	1324	40	40	1	0	1222	1324	1402	1401	1323	40		
1223	1323	1401	1400	1322	40	40	1	0	1224	1322	1400	1399	1321	40		
1225	1406	1484	1483	1405	40	40	1	0	1226	1405	1483	1482	1404	40		
1227	1404	1482	1481	1403	40	40	1	0	1228	1403	1481	1480	1402	40		
1229	1402	1480	1479	1401	40	40	1	0	1230	1401	1479	1478	1400	40		
1231	1400	1478	1477	1399	40	40	1	0	1232	1484	1562	1561	1483	40		
1233	1483	1561	1560	1482	40	40	1	0	1234	1482	1560	1559	1481	40		
1235	1481	1559	1558	1480	40	40	1	0	1236	1480	1558	1557	1479	40		
1237	1479	1557	1556	1478	40	40	1	0	1238	1478	1556	1555	1477	40		
1239	1612	1611	1547	1548	40	40	1	0	1240	1611	1610	1546	1547	40		
1241	1610	1609	1545	1546	40	40	1	0	1242	1609	1608	1544	1545	40		
1243	1608	1607	1543	1544	40	40	1	0	1244	1607	1606	1542	1543	40		
1245	1606	1605	1541	1542	40	40	1	0	1246	1619	1618	1554	1555	40		
1247	1618	1617	1553	1554	40	40	1	0	1248	1617	1616	1552	1553	40		
1249	1616	1615	1551	1552	40	40	1	0	1250	1615	1614	1550	1551	40		
1251	1614	1613	1549	1550	40	40	1	0	1252	1613	1612	1548	1549	40		
1253	1626	1625	1561	1562	40	40	1	0	1254	1625	1624	1560	1561	40		
1255	1624	1623	1559	1560	40	40	1	0	1256	1623	1622	1558	1559	40		
1257	1622	1621	1557	1558	40	40	1	0	1258	1621	1620	1556	1557	40		

**PIAZZALE TRIAGE-FABBRICATO-ALLEGATO
ALLA REL. PREDIMENSIONAMENTO
STRUTTURE**

Codice documento
SF0272_F0

<i>Rev</i>	<i>Data</i>
F0	20/06/2011

Ind.	Nodo I	Nodo J	Nodo L	Nodo K	Sp.membranale	Sp.flessionale	Materiale	Var.term.	Ind.	Nodo I	Nodo J	Nodo L	Nodo K	Sp.membranale	Sp.fle	
									Indice							
1259	1620	1619	1555	1556	40	40	1	0	1260	1627	1626	1562	1563	40		
1261	626	704	703	625	40	40	1	0	1262	704	782	781	703	40		
1263	782	860	859	781	40	40	1	0	1264	860	938	937	859	40		
1265	938	1016	1015	937	40	40	1	0	1266	1016	1095	1094	1015	40		
1267	1095	1173	1172	1094	40	40	1	0	1268	1173	1251	1250	1172	40		
1269	1251	1329	1328	1250	40	40	1	0	1270	1329	1407	1406	1328	40		
1271	1407	1485	1484	1406	40	40	1	0	1272	1485	1563	1562	1484	40		
1273	626	625	547	548	40	40	1	0	1274	540	541	619	618	40		
1275	541	542	620	619	40	40	1	0	1276	542	543	621	620	40		
1277	543	544	622	621	40	40	1	0	1278	544	545	623	622	40		
1279	545	546	624	623	40	40	1	0	1280	546	547	625	624	40		
1281	533	534	612	611	40	40	1	0	1282	534	535	613	612	40		
1283	535	536	614	613	40	40	1	0	1284	536	537	615	614	40		
1285	537	538	616	615	40	40	1	0	1286	538	539	617	616	40		
1287	539	540	618	617	40	40	1	0	1288	526	527	605	604	40		
1289	527	528	606	605	40	40	1	0	1290	528	529	607	606	40		
1291	529	530	608	607	40	40	1	0	1292	530	531	609	608	40		
1293	531	532	610	609	40	40	1	0	1294	532	533	611	610	40		
1295	625	703	1709	1703	25	25	2	0	1296	1703	1709	1927	1921	25		
1297	1921	1927	2145	2139	25	25	2	0	1298	2139	2145	2363	2357	25		
1299	2357	2363	2581	2575	25	25	2	0	1300	2575	2581	2799	2793	25		
1301	2793	2799	3017	3011	25	25	2	0	1302	703	781	1715	1709	25		
1303	1709	1715	1933	1927	25	25	2	0	1304	1927	1933	2151	2145	25		
1305	2145	2151	2369	2363	25	25	2	0	1306	2363	2369	2587	2581	25		
1307	2581	2587	2805	2799	25	25	2	0	1308	2799	2805	3023	3017	25		
1309	781	859	1721	1715	25	25	2	0	1310	1715	1721	1939	1933	25		
1311	1933	1939	2157	2151	25	25	2	0	1312	2151	2157	2375	2369	25		
1313	2369	2375	2593	2587	25	25	2	0	1314	2587	2593	2811	2805	25		
1315	2805	2811	3029	3023	25	25	2	0	1316	859	937	1727	1721	25		
1317	1721	1727	1945	1939	25	25	2	0	1318	1939	1945	2163	2157	25		
1319	2157	2163	2381	2375	25	25	2	0	1320	2375	2381	2599	2593	25		
1321	2593	2599	2817	2811	25	25	2	0	1322	2811	2817	3035	3029	25		
1323	937	1015	1733	1727	25	25	2	0	1324	1727	1733	1951	1945	25		
1325	1945	1951	2169	2163	25	25	2	0	1326	2163	2169	2387	2381	25		
1327	2381	2387	2605	2599	25	25	2	0	1328	2599	2605	2823	2817	25		
1329	2817	2823	3041	3035	25	25	2	0	1330	1015	1094	1739	1733	25		
1331	1733	1739	1957	1951	25	25	2	0	1332	1951	1957	2175	2169	25		
1333	2169	2175	2393	2387	25	25	2	0	1334	2387	2393	2611	2605	25		
1335	2605	2611	2829	2823	25	25	2	0	1336	2823	2829	3047	3041	25		
1337	1094	1172	1745	1739	25	25	2	0	1338	1739	1745	1963	1957	25		
1339	1957	1963	2181	2175	25	25	2	0	1340	2175	2181	2399	2393	25		
1341	2393	2399	2617	2611	25	25	2	0	1342	2611	2617	2835	2829	25		
1343	2829	2835	3053	3047	25	25	2	0	1344	1172	1250	1751	1745	25		
1345	1745	1751	1969	1963	25	25	2	0	1346	1963	1969	2187	2181	25		
1347	2181	2187	2405	2399	25	25	2	0	1348	2399	2405	2623	2617	25		
1349	2617	2623	2841	2835	25	25	2	0	1350	2835	2841	3059	3053	25		
1351	1250	1328	1757	1751	25	25	2	0	1352	1751	1757	1975	1969	25		
1353	1969	1975	2193	2187	25	25	2	0	1354	2187	2193	2411	2405	25		
1355	2405	2411	2629	2623	25	25	2	0	1356	2623	2629	2847	2841	25		
1357	2841	2847	3065	3059	25	25	2	0	1358	1328	1406	1763	1757	25		
1359	1757	1763	1981	1975	25	25	2	0	1360	1975	1981	2199	2193	25		
1361	2193	2199	2417	2411	25	25	2	0	1362	2411	2417	2635	2629	25		

**PIAZZALE TRIAGE-FABBRICATO-ALLEGATO
ALLA REL. PREDIMENSIONAMENTO
STRUTTURE**

Codice documento
SF0272_F0

<i>Rev</i>	<i>Data</i>
F0	20/06/2011

Ind.	Nodo I	Nodo J	Nodo L	Nodo K	Sp.membranale	Sp.flessionale	Materiale	Var.term.	Ind.	Nodo I	Nodo J	Nodo L	Nodo K	Sp.membranale	Sp.fle
									Indice						
1363	2629	2635	2853	2847	25	25	2	0	1364	2847	2853	3071	3065	25	25
1365	1406	1484	1769	1763	25	25	2	0	1366	1763	1769	1987	1981	25	25
1367	1981	1987	2205	2199	25	25	2	0	1368	2199	2205	2423	2417	25	25
1369	2417	2423	2641	2635	25	25	2	0	1370	2635	2641	2859	2853	25	25
1371	2853	2859	3077	3071	25	25	2	0	1372	1484	1562	1845	1769	25	25
1373	1769	1845	2063	1987	25	25	2	0	1374	1987	2063	2281	2205	25	25
1375	2205	2281	2499	2423	25	25	2	0	1376	2423	2499	2717	2641	25	25
1377	2641	2717	2935	2859	25	25	2	0	1378	2859	2935	3153	3077	25	25
1379	1059	1137	1742	1736	25	25	2	0	1380	1736	1742	1960	1954	25	25
1381	1954	1960	2178	2172	25	25	2	0	1382	2172	2178	2396	2390	25	25
1383	2390	2396	2614	2608	25	25	2	0	1384	2608	2614	2832	2826	25	25
1385	2826	2832	3050	3044	25	25	2	0	1386	1137	1215	1748	1742	25	25
1387	1742	1748	1966	1960	25	25	2	0	1388	1960	1966	2184	2178	25	25
1389	2178	2184	2402	2396	25	25	2	0	1390	2396	2402	2620	2614	25	25
1391	2614	2620	2838	2832	25	25	2	0	1392	2832	2838	3056	3050	25	25
1393	1215	1293	1754	1748	25	25	2	0	1394	1748	1754	1972	1966	25	25
1395	1966	1972	2190	2184	25	25	2	0	1396	2184	2190	2408	2402	25	25
1397	2402	2408	2626	2620	25	25	2	0	1398	2620	2626	2844	2838	25	25
1399	2838	2844	3062	3056	25	25	2	0	1400	1293	1371	1760	1754	25	25
1401	1754	1760	1978	1972	25	25	2	0	1402	1972	1978	2196	2190	25	25
1403	2190	2196	2414	2408	25	25	2	0	1404	2408	2414	2632	2626	25	25
1405	2626	2632	2850	2844	25	25	2	0	1406	2844	2850	3068	3062	25	25
1407	1371	1449	1766	1760	25	25	2	0	1408	1760	1766	1984	1978	25	25
1409	1978	1984	2202	2196	25	25	2	0	1410	2196	2202	2420	2414	25	25
1411	2414	2420	2638	2632	25	25	2	0	1412	2632	2638	2856	2850	25	25
1413	2850	2856	3074	3068	25	25	2	0	1414	1449	1527	1810	1766	25	25
1415	1766	1810	2028	1984	25	25	2	0	1416	1984	2028	2246	2202	25	25
1417	2202	2246	2464	2420	25	25	2	0	1418	2420	2464	2682	2638	25	25
1419	2638	2682	2900	2856	25	25	2	0	1420	2856	2900	3118	3074	25	25
1421	590	668	1706	1668	25	25	2	0	1422	1668	1706	1924	1886	25	25
1423	1886	1924	2142	2104	25	25	2	0	1424	2104	2142	2360	2322	25	25
1425	2322	2360	2578	2540	25	25	2	0	1426	2540	2578	2796	2758	25	25
1427	2758	2796	3014	2976	25	25	2	0	1428	668	746	1712	1706	25	25
1429	1706	1712	1930	1924	25	25	2	0	1430	1924	1930	2148	2142	25	25
1431	2142	2148	2366	2360	25	25	2	0	1432	2360	2366	2584	2578	25	25
1433	2578	2584	2802	2796	25	25	2	0	1434	2796	2802	3020	3014	25	25
1435	746	824	1718	1712	25	25	2	0	1436	1712	1718	1936	1930	25	25
1437	1930	1936	2154	2148	25	25	2	0	1438	2148	2154	2372	2366	25	25
1439	2366	2372	2590	2584	25	25	2	0	1440	2584	2590	2808	2802	25	25
1441	2802	2808	3026	3020	25	25	2	0	1442	824	902	1724	1718	25	25
1443	1718	1724	1942	1936	25	25	2	0	1444	1936	1942	2160	2154	25	25
1445	2154	2160	2378	2372	25	25	2	0	1446	2372	2378	2596	2590	25	25
1447	2590	2596	2814	2808	25	25	2	0	1448	2808	2814	3032	3026	25	25
1449	902	980	1730	1724	25	25	2	0	1450	1724	1730	1948	1942	25	25
1451	1942	1948	2166	2160	25	25	2	0	1452	2160	2166	2384	2378	25	25
1453	2378	2384	2602	2596	25	25	2	0	1454	2596	2602	2820	2814	25	25
1455	2814	2820	3038	3032	25	25	2	0	1456	980	1059	1736	1730	25	25
1457	1730	1736	1954	1948	25	25	2	0	1458	1948	1954	2172	2166	25	25
1459	2166	2172	2390	2384	25	25	2	0	1460	2384	2390	2608	2602	25	25
1461	2602	2608	2826	2820	25	25	2	0	1462	2820	2826	3044	3038	25	25
1463	1018	940	1728	1734	25	25	2	0	1464	1734	1728	1946	1952	25	25
1465	1952	1946	2164	2170	25	25	2	0	1466	2170	2164	2382	2388	25	25

**PIAZZALE TRIAGE-FABBRICATO-ALLEGATO
ALLA REL. PREDIMENSIONAMENTO
STRUTTURE**

Codice documento
SF0272_F0

<i>Rev</i>	<i>Data</i>
F0	20/06/2011

Ind.	Nodo I	Nodo J	Nodo L	Nodo K	Sp.membranale	Sp.flessionale	Materiale	Var.term.	Ind.	Nodo I	Nodo J	Nodo L	Nodo K	Sp.membranale	Sp.fle
									Indice						
1467	2388	2382	2600	2606	25	25	2	0	1468	2606	2600	2818	2824	25	
1469	2824	2818	3036	3042	25	25	2	0	1470	940	862	1722	1728	25	
1471	1728	1722	1940	1946	25	25	2	0	1472	1946	1940	2158	2164	25	
1473	2164	2158	2376	2382	25	25	2	0	1474	2382	2376	2594	2600	25	
1475	2600	2594	2812	2818	25	25	2	0	1476	2818	2812	3030	3036	25	
1477	862	784	1716	1722	25	25	2	0	1478	1722	1716	1934	1940	25	
1479	1940	1934	2152	2158	25	25	2	0	1480	2158	2152	2370	2376	25	
1481	2376	2370	2588	2594	25	25	2	0	1482	2594	2588	2806	2812	25	
1483	2812	2806	3024	3030	25	25	2	0	1484	784	706	1710	1716	25	
1485	1716	1710	1928	1934	25	25	2	0	1486	1934	1928	2146	2152	25	
1487	2152	2146	2364	2370	25	25	2	0	1488	2370	2364	2582	2588	25	
1489	2588	2582	2800	2806	25	25	2	0	1490	2806	2800	3018	3024	25	
1491	706	628	1704	1710	25	25	2	0	1492	1710	1704	1922	1928	25	
1493	1928	1922	2140	2146	25	25	2	0	1494	2146	2140	2358	2364	25	
1495	2364	2358	2576	2582	25	25	2	0	1496	2582	2576	2794	2800	25	
1497	2800	2794	3012	3018	25	25	2	0	1498	628	550	1628	1704	25	
1499	1704	1628	1846	1922	25	25	2	0	1500	1922	1846	2064	2140	25	
1501	2140	2064	2282	2358	25	25	2	0	1502	2358	2282	2500	2576	25	
1503	2576	2500	2718	2794	25	25	2	0	1504	2794	2718	2936	3012	25	
1505	1487	1409	1764	1770	25	25	2	0	1506	1770	1764	1982	1988	25	
1507	1988	1982	2200	2206	25	25	2	0	1508	2206	2200	2418	2424	25	
1509	2424	2418	2636	2642	25	25	2	0	1510	2642	2636	2854	2860	25	
1511	2860	2854	3072	3078	25	25	2	0	1512	1409	1331	1758	1764	25	
1513	1764	1758	1976	1982	25	25	2	0	1514	1982	1976	2194	2200	25	
1515	2200	2194	2412	2418	25	25	2	0	1516	2418	2412	2630	2636	25	
1517	2636	2630	2848	2854	25	25	2	0	1518	2854	2848	3066	3072	25	
1519	1331	1253	1752	1758	25	25	2	0	1520	1758	1752	1970	1976	25	
1521	1976	1970	2188	2194	25	25	2	0	1522	2194	2188	2406	2412	25	
1523	2412	2406	2624	2630	25	25	2	0	1524	2630	2624	2842	2848	25	
1525	2848	2842	3060	3066	25	25	2	0	1526	1253	1175	1746	1752	25	
1527	1752	1746	1964	1970	25	25	2	0	1528	1970	1964	2182	2188	25	
1529	2188	2182	2400	2406	25	25	2	0	1530	2406	2400	2618	2624	25	
1531	2624	2618	2836	2842	25	25	2	0	1532	2842	2836	3054	3060	25	
1533	1175	1097	1740	1746	25	25	2	0	1534	1746	1740	1958	1964	25	
1535	1964	1958	2176	2182	25	25	2	0	1536	2182	2176	2394	2400	25	
1537	2400	2394	2612	2618	25	25	2	0	1538	2618	2612	2830	2836	25	
1539	2836	2830	3048	3054	25	25	2	0	1540	1097	1018	1734	1740	25	
1541	1740	1734	1952	1958	25	25	2	0	1542	1958	1952	2170	2176	25	
1543	2176	2170	2388	2394	25	25	2	0	1544	2394	2388	2606	2612	25	
1545	2612	2606	2824	2830	25	25	2	0	1546	2830	2824	3042	3048	25	
1547	1492	1491	1774	1775	25	25	2	0	1548	1775	1774	1992	1993	25	
1549	1993	1992	2210	2211	25	25	2	0	1550	2211	2210	2428	2429	25	
1551	2429	2428	2646	2647	25	25	2	0	1552	2647	2646	2864	2865	25	
1553	2865	2864	3082	3083	25	25	2	0	1554	1491	1490	1773	1774	25	
1555	1774	1773	1991	1992	25	25	2	0	1556	1992	1991	2209	2210	25	
1557	2210	2209	2427	2428	25	25	2	0	1558	2428	2427	2645	2646	25	
1559	2646	2645	2863	2864	25	25	2	0	1560	2864	2863	3081	3082	25	
1561	1490	1489	1772	1773	25	25	2	0	1562	1773	1772	1990	1991	25	
1563	1991	1990	2208	2209	25	25	2	0	1564	2209	2208	2426	2427	25	
1565	2427	2426	2644	2645	25	25	2	0	1566	2645	2644	2862	2863	25	
1567	2863	2862	3080	3081	25	25	2	0	1568	1489	1488	1771	1772	25	
1569	1772	1771	1989	1990	25	25	2	0	1570	1990	1989	2207	2208	25	

**PIAZZALE TRIAGE-FABBRICATO-ALLEGATO
ALLA REL. PREDIMENSIONAMENTO
STRUTTURE**

Codice documento
SF0272_F0

<i>Rev</i>	<i>Data</i>
F0	20/06/2011

Ind.	Nodo I	Nodo J	Nodo L	Nodo K	Sp.membranale	Sp.flessionale	Materiale	Var.term.	Ind.	Nodo I	Nodo J	Nodo L	Nodo K	Sp.membranale	Sp.fle
									Indice						
1571	2208	2207	2425	2426	25	25	2	0	1572	2426	2425	2643	2644	25	
1573	2644	2643	2861	2862	25	25	2	0	1574	2862	2861	3079	3080	25	
1575	1488	1487	1770	1771	25	25	2	0	1576	1771	1770	1988	1989	25	
1577	1989	1988	2206	2207	25	25	2	0	1578	2207	2206	2424	2425	25	
1579	2425	2424	2642	2643	25	25	2	0	1580	2643	2642	2860	2861	25	
1581	2861	2860	3078	3079	25	25	2	0	1582	1513	1512	1795	1796	25	
1583	1796	1795	2013	2014	25	25	2	0	1584	2014	2013	2231	2232	25	
1585	2232	2231	2449	2450	25	25	2	0	1586	2450	2449	2667	2668	25	
1587	2668	2667	2885	2886	25	25	2	0	1588	2886	2885	3103	3104	25	
1589	1512	1511	1794	1795	25	25	2	0	1590	1795	1794	2012	2013	25	
1591	2013	2012	2230	2231	25	25	2	0	1592	2231	2230	2448	2449	25	
1593	2449	2448	2666	2667	25	25	2	0	1594	2667	2666	2884	2885	25	
1595	2885	2884	3102	3103	25	25	2	0	1596	1511	1510	1793	1794	25	
1597	1794	1793	2011	2012	25	25	2	0	1598	2012	2011	2229	2230	25	
1599	2230	2229	2447	2448	25	25	2	0	1600	2448	2447	2665	2666	25	
1601	2666	2665	2883	2884	25	25	2	0	1602	2884	2883	3101	3102	25	
1603	1510	1509	1792	1793	25	25	2	0	1604	1793	1792	2010	2011	25	
1605	2011	2010	2228	2229	25	25	2	0	1606	2229	2228	2446	2447	25	
1607	2447	2446	2664	2665	25	25	2	0	1608	2665	2664	2882	2883	25	
1609	2883	2882	3100	3101	25	25	2	0	1610	1509	1508	1791	1792	25	
1611	1792	1791	2009	2010	25	25	2	0	1612	2010	2009	2227	2228	25	
1613	2228	2227	2445	2446	25	25	2	0	1614	2446	2445	2663	2664	25	
1615	2664	2663	2881	2882	25	25	2	0	1616	2882	2881	3099	3100	25	
1617	1508	1507	1790	1791	25	25	2	0	1618	1791	1790	2008	2009	25	
1619	2009	2008	2226	2227	25	25	2	0	1620	2227	2226	2444	2445	25	
1621	2445	2444	2662	2663	25	25	2	0	1622	2663	2662	2880	2881	25	
1623	2881	2880	3098	3099	25	25	2	0	1624	1507	1506	1789	1790	25	
1625	1790	1789	2007	2008	25	25	2	0	1626	2008	2007	2225	2226	25	
1627	2226	2225	2443	2444	25	25	2	0	1628	2444	2443	2661	2662	25	
1629	2662	2661	2879	2880	25	25	2	0	1630	2880	2879	3097	3098	25	
1631	1520	1519	1802	1803	25	25	2	0	1632	1803	1802	2020	2021	25	
1633	2021	2020	2238	2239	25	25	2	0	1634	2239	2238	2456	2457	25	
1635	2457	2456	2674	2675	25	25	2	0	1636	2675	2674	2892	2893	25	
1637	2893	2892	3110	3111	25	25	2	0	1638	1519	1518	1801	1802	25	
1639	1802	1801	2019	2020	25	25	2	0	1640	2020	2019	2237	2238	25	
1641	2238	2237	2455	2456	25	25	2	0	1642	2456	2455	2673	2674	25	
1643	2674	2673	2891	2892	25	25	2	0	1644	2892	2891	3109	3110	25	
1645	1518	1517	1800	1801	25	25	2	0	1646	1801	1800	2018	2019	25	
1647	2019	2018	2236	2237	25	25	2	0	1648	2237	2236	2454	2455	25	
1649	2455	2454	2672	2673	25	25	2	0	1650	2673	2672	2890	2891	25	
1651	2891	2890	3108	3109	25	25	2	0	1652	1517	1516	1799	1800	25	
1653	1800	1799	2017	2018	25	25	2	0	1654	2018	2017	2235	2236	25	
1655	2236	2235	2453	2454	25	25	2	0	1656	2454	2453	2671	2672	25	
1657	2672	2671	2889	2890	25	25	2	0	1658	2890	2889	3107	3108	25	
1659	1516	1515	1798	1799	25	25	2	0	1660	1799	1798	2016	2017	25	
1661	2017	2016	2234	2235	25	25	2	0	1662	2235	2234	2452	2453	25	
1663	2453	2452	2670	2671	25	25	2	0	1664	2671	2670	2888	2889	25	
1665	2889	2888	3106	3107	25	25	2	0	1666	1515	1514	1797	1798	25	
1667	1798	1797	2015	2016	25	25	2	0	1668	2016	2015	2233	2234	25	
1669	2234	2233	2451	2452	25	25	2	0	1670	2452	2451	2669	2670	25	
1671	2670	2669	2887	2888	25	25	2	0	1672	2888	2887	3105	3106	25	
1673	1514	1513	1796	1797	25	25	2	0	1674	1797	1796	2014	2015	25	

**PIAZZALE TRIAGE-FABBRICATO-ALLEGATO
ALLA REL. PREDIMENSIONAMENTO
STRUTTURE**

Codice documento
SF0272_F0

<i>Rev</i>	<i>Data</i>
F0	20/06/2011

Ind.	Nodo I	Nodo J	Nodo L	Nodo K	Sp.membranale	Sp.flessionale	Materiale	Var.term.	Ind.	Nodo I	Nodo J	Nodo L	Nodo K	Sp.membranale	Sp.fle
									Indice						
1675	2015	2014	2232	2233	25	25	2	0	1676	2233	2232	2450	2451	25	25
1677	2451	2450	2668	2669	25	25	2	0	1678	2669	2668	2886	2887	25	25
1679	2887	2886	3104	3105	25	25	2	0	1680	1526	1525	1808	1809	25	25
1681	1809	1808	2026	2027	25	25	2	0	1682	2027	2026	2244	2245	25	25
1683	2245	2244	2462	2463	25	25	2	0	1684	2463	2462	2680	2681	25	25
1685	2681	2680	2898	2899	25	25	2	0	1686	2899	2898	3116	3117	25	25
1687	1525	1524	1807	1808	25	25	2	0	1688	1808	1807	2025	2026	25	25
1689	2026	2025	2243	2244	25	25	2	0	1690	2244	2243	2461	2462	25	25
1691	2462	2461	2679	2680	25	25	2	0	1692	2680	2679	2897	2898	25	25
1693	2898	2897	3115	3116	25	25	2	0	1694	1524	1523	1806	1807	25	25
1695	1807	1806	2024	2025	25	25	2	0	1696	2025	2024	2242	2243	25	25
1697	2243	2242	2460	2461	25	25	2	0	1698	2461	2460	2678	2679	25	25
1699	2679	2678	2896	2897	25	25	2	0	1700	2897	2896	3114	3115	25	25
1701	1523	1522	1805	1806	25	25	2	0	1702	1806	1805	2023	2024	25	25
1703	2024	2023	2241	2242	25	25	2	0	1704	2242	2241	2459	2460	25	25
1705	2460	2459	2677	2678	25	25	2	0	1706	2678	2677	2895	2896	25	25
1707	2896	2895	3113	3114	25	25	2	0	1708	1522	1521	1804	1805	25	25
1709	1805	1804	2022	2023	25	25	2	0	1710	2023	2022	2240	2241	25	25
1711	2241	2240	2458	2459	25	25	2	0	1712	2459	2458	2676	2677	25	25
1713	2677	2676	2894	2895	25	25	2	0	1714	2895	2894	3112	3113	25	25
1715	1521	1520	1803	1804	25	25	2	0	1716	1804	1803	2021	2022	25	25
1717	2022	2021	2239	2240	25	25	2	0	1718	2240	2239	2457	2458	25	25
1719	2458	2457	2675	2676	25	25	2	0	1720	2676	2675	2893	2894	25	25
1721	2894	2893	3111	3112	25	25	2	0	1722	1499	1498	1781	1782	25	25
1723	1782	1781	1999	2000	25	25	2	0	1724	2000	1999	2217	2218	25	25
1725	2218	2217	2435	2436	25	25	2	0	1726	2436	2435	2653	2654	25	25
1727	2654	2653	2871	2872	25	25	2	0	1728	2872	2871	3089	3090	25	25
1729	1498	1497	1780	1781	25	25	2	0	1730	1781	1780	1998	1999	25	25
1731	1999	1998	2216	2217	25	25	2	0	1732	2217	2216	2434	2435	25	25
1733	2435	2434	2652	2653	25	25	2	0	1734	2653	2652	2870	2871	25	25
1735	2871	2870	3088	3089	25	25	2	0	1736	1497	1496	1779	1780	25	25
1737	1780	1779	1997	1998	25	25	2	0	1738	1998	1997	2215	2216	25	25
1739	2216	2215	2433	2434	25	25	2	0	1740	2434	2433	2651	2652	25	25
1741	2652	2651	2869	2870	25	25	2	0	1742	2870	2869	3087	3088	25	25
1743	1496	1495	1778	1779	25	25	2	0	1744	1779	1778	1996	1997	25	25
1745	1997	1996	2214	2215	25	25	2	0	1746	2215	2214	2432	2433	25	25
1747	2433	2432	2650	2651	25	25	2	0	1748	2651	2650	2868	2869	25	25
1749	2869	2868	3086	3087	25	25	2	0	1750	1495	1494	1777	1778	25	25
1751	1778	1777	1995	1996	25	25	2	0	1752	1996	1995	2213	2214	25	25
1753	2214	2213	2431	2432	25	25	2	0	1754	2432	2431	2649	2650	25	25
1755	2650	2649	2867	2868	25	25	2	0	1756	2868	2867	3085	3086	25	25
1757	1494	1493	1776	1777	25	25	2	0	1758	1777	1776	1994	1995	25	25
1759	1995	1994	2212	2213	25	25	2	0	1760	2213	2212	2430	2431	25	25
1761	2431	2430	2648	2649	25	25	2	0	1762	2649	2648	2866	2867	25	25
1763	2867	2866	3084	3085	25	25	2	0	1764	1493	1492	1775	1776	25	25
1765	1776	1775	1993	1994	25	25	2	0	1766	1994	1993	2211	2212	25	25
1767	2212	2211	2429	2430	25	25	2	0	1768	2430	2429	2647	2648	25	25
1769	2648	2647	2865	2866	25	25	2	0	1770	2866	2865	3083	3084	25	25
1771	1506	1505	1788	1789	25	25	2	0	1772	1789	1788	2006	2007	25	25
1773	2007	2006	2224	2225	25	25	2	0	1774	2225	2224	2442	2443	25	25
1775	2443	2442	2660	2661	25	25	2	0	1776	2661	2660	2878	2879	25	25
1777	2879	2878	3096	3097	25	25	2	0	1778	1505	1504	1787	1788	25	25

**PIAZZALE TRIAGE-FABBRICATO-ALLEGATO
ALLA REL. PREDIMENSIONAMENTO
STRUTTURE**

Codice documento
SF0272_F0

<i>Rev</i>	<i>Data</i>
F0	20/06/2011

Ind.	Nodo I	Nodo J	Nodo L	Nodo K	Sp.membranale	Sp.flessionale	Materiale	Var.term.	Ind.	Nodo I	Nodo J	Nodo L	Nodo K	Sp.membranale	Sp.fle
									Indice						
1779	1788	1787	2005	2006	25	25	2	0	1780	2006	2005	2223	2224	25	25
1781	2224	2223	2441	2442	25	25	2	0	1782	2442	2441	2659	2660	25	25
1783	2660	2659	2877	2878	25	25	2	0	1784	2878	2877	3095	3096	25	25
1785	1504	1503	1786	1787	25	25	2	0	1786	1787	1786	2004	2005	25	25
1787	2005	2004	2222	2223	25	25	2	0	1788	2223	2222	2440	2441	25	25
1789	2441	2440	2658	2659	25	25	2	0	1790	2659	2658	2876	2877	25	25
1791	2877	2876	3094	3095	25	25	2	0	1792	1503	1502	1785	1786	25	25
1793	1786	1785	2003	2004	25	25	2	0	1794	2004	2003	2221	2222	25	25
1795	2222	2221	2439	2440	25	25	2	0	1796	2440	2439	2657	2658	25	25
1797	2658	2657	2875	2876	25	25	2	0	1798	2876	2875	3093	3094	25	25
1799	1502	1501	1784	1785	25	25	2	0	1800	1785	1784	2002	2003	25	25
1801	2003	2002	2220	2221	25	25	2	0	1802	2221	2220	2438	2439	25	25
1803	2439	2438	2656	2657	25	25	2	0	1804	2657	2656	2874	2875	25	25
1805	2875	2874	3092	3093	25	25	2	0	1806	1501	1500	1783	1784	25	25
1807	1784	1783	2001	2002	25	25	2	0	1808	2002	2001	2219	2220	25	25
1809	2220	2219	2437	2438	25	25	2	0	1810	2438	2437	2655	2656	25	25
1811	2656	2655	2873	2874	25	25	2	0	1812	2874	2873	3091	3092	25	25
1813	1500	1499	1782	1783	25	25	2	0	1814	1783	1782	2000	2001	25	25
1815	2001	2000	2218	2219	25	25	2	0	1816	2219	2218	2436	2437	25	25
1817	2437	2436	2654	2655	25	25	2	0	1818	2655	2654	2872	2873	25	25
1819	2873	2872	3090	3091	25	25	2	0	1820	555	554	1632	1633	25	25
1821	1633	1632	1850	1851	25	25	2	0	1822	1851	1850	2068	2069	25	25
1823	2069	2068	2286	2287	25	25	2	0	1824	2287	2286	2504	2505	25	25
1825	2505	2504	2722	2723	25	25	2	0	1826	2723	2722	2940	2941	25	25
1827	554	553	1631	1632	25	25	2	0	1828	1632	1631	1849	1850	25	25
1829	1850	1849	2067	2068	25	25	2	0	1830	2068	2067	2285	2286	25	25
1831	2286	2285	2503	2504	25	25	2	0	1832	2504	2503	2721	2722	25	25
1833	2722	2721	2939	2940	25	25	2	0	1834	553	552	1630	1631	25	25
1835	1631	1630	1848	1849	25	25	2	0	1836	1849	1848	2066	2067	25	25
1837	2067	2066	2284	2285	25	25	2	0	1838	2285	2284	2502	2503	25	25
1839	2503	2502	2720	2721	25	25	2	0	1840	2721	2720	2938	2939	25	25
1841	552	551	1629	1630	25	25	2	0	1842	1630	1629	1847	1848	25	25
1843	1848	1847	2065	2066	25	25	2	0	1844	2066	2065	2283	2284	25	25
1845	2284	2283	2501	2502	25	25	2	0	1846	2502	2501	2719	2720	25	25
1847	2720	2719	2937	2938	25	25	2	0	1848	551	550	1628	1629	25	25
1849	1629	1628	1846	1847	25	25	2	0	1850	1847	1846	2064	2065	25	25
1851	2065	2064	2282	2283	25	25	2	0	1852	2283	2282	2500	2501	25	25
1853	2501	2500	2718	2719	25	25	2	0	1854	2719	2718	2936	2937	25	25
1855	562	561	1639	1640	25	25	2	0	1856	1640	1639	1857	1858	25	25
1857	1858	1857	2075	2076	25	25	2	0	1858	2076	2075	2293	2294	25	25
1859	2294	2293	2511	2512	25	25	2	0	1860	2512	2511	2729	2730	25	25
1861	2730	2729	2947	2948	25	25	2	0	1862	561	560	1638	1639	25	25
1863	1639	1638	1856	1857	25	25	2	0	1864	1857	1856	2074	2075	25	25
1865	2075	2074	2292	2293	25	25	2	0	1866	2293	2292	2510	2511	25	25
1867	2511	2510	2728	2729	25	25	2	0	1868	2729	2728	2946	2947	25	25
1869	560	559	1637	1638	25	25	2	0	1870	1638	1637	1855	1856	25	25
1871	1856	1855	2073	2074	25	25	2	0	1872	2074	2073	2291	2292	25	25
1873	2292	2291	2509	2510	25	25	2	0	1874	2510	2509	2727	2728	25	25
1875	2728	2727	2945	2946	25	25	2	0	1876	559	558	1636	1637	25	25
1877	1637	1636	1854	1855	25	25	2	0	1878	1855	1854	2072	2073	25	25
1879	2073	2072	2290	2291	25	25	2	0	1880	2291	2290	2508	2509	25	25
1881	2509	2508	2726	2727	25	25	2	0	1882	2727	2726	2944	2945	25	25

**PIAZZALE TRIAGE-FABBRICATO-ALLEGATO
ALLA REL. PREDIMENSIONAMENTO
STRUTTURE**

Codice documento
SF0272_F0

<i>Rev</i>	<i>Data</i>
F0	20/06/2011

Ind.	Nodo I	Nodo J	Nodo L	Nodo K	Sp.membranale	Sp.flessionale	Materiale	Var.term.	Ind.	Nodo I	Nodo J	Nodo L	Nodo K	Sp.membranale	Sp.fle	
									Indice							
1883	558	557	1635	1636	25	25	2	0	1884	1636	1635	1853	1854	25	25	
1885	1854	1853	2071	2072	25	25	2	0	1886	2072	2071	2289	2290	25	25	
1887	2290	2289	2507	2508	25	25	2	0	1888	2508	2507	2725	2726	25	25	
1889	2726	2725	2943	2944	25	25	2	0	1890	557	556	1634	1635	25	25	
1891	1635	1634	1852	1853	25	25	2	0	1892	1853	1852	2070	2071	25	25	
1893	2071	2070	2288	2289	25	25	2	0	1894	2289	2288	2506	2507	25	25	
1895	2507	2506	2724	2725	25	25	2	0	1896	2725	2724	2942	2943	25	25	
1897	556	555	1633	1634	25	25	2	0	1898	1634	1633	1851	1852	25	25	
1899	1852	1851	2069	2070	25	25	2	0	1900	2070	2069	2287	2288	25	25	
1901	2288	2287	2505	2506	25	25	2	0	1902	2506	2505	2723	2724	25	25	
1903	2724	2723	2941	2942	25	25	2	0	1904	569	568	1646	1647	25	25	
1905	1647	1646	1864	1865	25	25	2	0	1906	1865	1864	2082	2083	25	25	
1907	2083	2082	2300	2301	25	25	2	0	1908	2301	2300	2518	2519	25	25	
1909	2519	2518	2736	2737	25	25	2	0	1910	2737	2736	2954	2955	25	25	
1911	568	567	1645	1646	25	25	2	0	1912	1646	1645	1863	1864	25	25	
1913	1864	1863	2081	2082	25	25	2	0	1914	2082	2081	2299	2300	25	25	
1915	2300	2299	2517	2518	25	25	2	0	1916	2518	2517	2735	2736	25	25	
1917	2736	2735	2953	2954	25	25	2	0	1918	567	566	1644	1645	25	25	
1919	1645	1644	1862	1863	25	25	2	0	1920	1863	1862	2080	2081	25	25	
1921	2081	2080	2298	2299	25	25	2	0	1922	2299	2298	2516	2517	25	25	
1923	2517	2516	2734	2735	25	25	2	0	1924	2735	2734	2952	2953	25	25	
1925	566	565	1643	1644	25	25	2	0	1926	1644	1643	1861	1862	25	25	
1927	1862	1861	2079	2080	25	25	2	0	1928	2080	2079	2297	2298	25	25	
1929	2298	2297	2515	2516	25	25	2	0	1930	2516	2515	2733	2734	25	25	
1931	2734	2733	2951	2952	25	25	2	0	1932	565	564	1642	1643	25	25	
1933	1643	1642	1860	1861	25	25	2	0	1934	1861	1860	2078	2079	25	25	
1935	2079	2078	2296	2297	25	25	2	0	1936	2297	2296	2514	2515	25	25	
1937	2515	2514	2732	2733	25	25	2	0	1938	2733	2732	2950	2951	25	25	
1939	564	563	1641	1642	25	25	2	0	1940	1642	1641	1859	1860	25	25	
1941	1860	1859	2077	2078	25	25	2	0	1942	2078	2077	2295	2296	25	25	
1943	2296	2295	2513	2514	25	25	2	0	1944	2514	2513	2731	2732	25	25	
1945	2732	2731	2949	2950	25	25	2	0	1946	563	562	1640	1641	25	25	
1947	1641	1640	1858	1859	25	25	2	0	1948	1859	1858	2076	2077	25	25	
1949	2077	2076	2294	2295	25	25	2	0	1950	2295	2294	2512	2513	25	25	
1951	2513	2512	2730	2731	25	25	2	0	1952	2731	2730	2948	2949	25	25	
1953	576	575	1653	1654	25	25	2	0	1954	1654	1653	1871	1872	25	25	
1955	1872	1871	2089	2090	25	25	2	0	1956	2090	2089	2307	2308	25	25	
1957	2308	2307	2525	2526	25	25	2	0	1958	2526	2525	2743	2744	25	25	
1959	2744	2743	2961	2962	25	25	2	0	1960	575	574	1652	1653	25	25	
1961	1653	1652	1870	1871	25	25	2	0	1962	1871	1870	2088	2089	25	25	
1963	2089	2088	2306	2307	25	25	2	0	1964	2307	2306	2524	2525	25	25	
1965	2525	2524	2742	2743	25	25	2	0	1966	2743	2742	2960	2961	25	25	
1967	574	573	1651	1652	25	25	2	0	1968	1652	1651	1869	1870	25	25	
1969	1870	1869	2087	2088	25	25	2	0	1970	2088	2087	2305	2306	25	25	
1971	2306	2305	2523	2524	25	25	2	0	1972	2524	2523	2741	2742	25	25	
1973	2742	2741	2959	2960	25	25	2	0	1974	573	572	1650	1651	25	25	
1975	1651	1650	1868	1869	25	25	2	0	1976	1869	1868	2086	2087	25	25	
1977	2087	2086	2304	2305	25	25	2	0	1978	2305	2304	2522	2523	25	25	
1979	2523	2522	2740	2741	25	25	2	0	1980	2741	2740	2958	2959	25	25	
1981	572	571	1649	1650	25	25	2	0	1982	1650	1649	1867	1868	25	25	
1983	1868	1867	2085	2086	25	25	2	0	1984	2086	2085	2303	2304	25	25	
1985	2304	2303	2521	2522	25	25	2	0	1986	2522	2521	2739	2740	25	25	

**PIAZZALE TRIAGE-FABBRICATO-ALLEGATO
ALLA REL. PREDIMENSIONAMENTO
STRUTTURE**

Codice documento
SF0272_F0

<i>Rev</i>	<i>Data</i>
F0	20/06/2011

Ind.	Nodo I	Nodo J	Nodo L	Nodo K	Sp.membranale	Sp.flessionale	Materiale	Var.term.	Ind.	Nodo I	Nodo J	Nodo L	Nodo K	Sp.membranale	Sp.fle
									Indice						
1987	2740	2739	2957	2958	25	25	2	0	1988	571	570	1648	1649	25	
1989	1649	1648	1866	1867	25	25	2	0	1990	1867	1866	2084	2085	25	
1991	2085	2084	2302	2303	25	25	2	0	1992	2303	2302	2520	2521	25	
1993	2521	2520	2738	2739	25	25	2	0	1994	2739	2738	2956	2957	25	
1995	570	569	1647	1648	25	25	2	0	1996	1648	1647	1865	1866	25	
1997	1866	1865	2083	2084	25	25	2	0	1998	2084	2083	2301	2302	25	
1999	2302	2301	2519	2520	25	25	2	0	2000	2520	2519	2737	2738	25	
2001	2738	2737	2955	2956	25	25	2	0	2002	583	582	1660	1661	25	
2003	1661	1660	1878	1879	25	25	2	0	2004	1879	1878	2096	2097	25	
2005	2097	2096	2314	2315	25	25	2	0	2006	2315	2314	2532	2533	25	
2007	2533	2532	2750	2751	25	25	2	0	2008	2751	2750	2968	2969	25	
2009	582	581	1659	1660	25	25	2	0	2010	1660	1659	1877	1878	25	
2011	1878	1877	2095	2096	25	25	2	0	2012	2096	2095	2313	2314	25	
2013	2314	2313	2531	2532	25	25	2	0	2014	2532	2531	2749	2750	25	
2015	2750	2749	2967	2968	25	25	2	0	2016	581	580	1658	1659	25	
2017	1659	1658	1876	1877	25	25	2	0	2018	1877	1876	2094	2095	25	
2019	2095	2094	2312	2313	25	25	2	0	2020	2313	2312	2530	2531	25	
2021	2531	2530	2748	2749	25	25	2	0	2022	2749	2748	2966	2967	25	
2023	580	579	1657	1658	25	25	2	0	2024	1658	1657	1875	1876	25	
2025	1876	1875	2093	2094	25	25	2	0	2026	2094	2093	2311	2312	25	
2027	2312	2311	2529	2530	25	25	2	0	2028	2530	2529	2747	2748	25	
2029	2748	2747	2965	2966	25	25	2	0	2030	579	578	1656	1657	25	
2031	1657	1656	1874	1875	25	25	2	0	2032	1875	1874	2092	2093	25	
2033	2093	2092	2310	2311	25	25	2	0	2034	2311	2310	2528	2529	25	
2035	2529	2528	2746	2747	25	25	2	0	2036	2747	2746	2964	2965	25	
2037	578	577	1655	1656	25	25	2	0	2038	1656	1655	1873	1874	25	
2039	1874	1873	2091	2092	25	25	2	0	2040	2092	2091	2309	2310	25	
2041	2310	2309	2527	2528	25	25	2	0	2042	2528	2527	2745	2746	25	
2043	2746	2745	2963	2964	25	25	2	0	2044	577	576	1654	1655	25	
2045	1655	1654	1872	1873	25	25	2	0	2046	1873	1872	2090	2091	25	
2047	2091	2090	2308	2309	25	25	2	0	2048	2309	2308	2526	2527	25	
2049	2527	2526	2744	2745	25	25	2	0	2050	2745	2744	2962	2963	25	
2051	589	588	1666	1667	25	25	2	0	2052	1667	1666	1884	1885	25	
2053	1885	1884	2102	2103	25	25	2	0	2054	2103	2102	2320	2321	25	
2055	2321	2320	2538	2539	25	25	2	0	2056	2539	2538	2756	2757	25	
2057	2757	2756	2974	2975	25	25	2	0	2058	588	587	1665	1666	25	
2059	1666	1665	1883	1884	25	25	2	0	2060	1884	1883	2101	2102	25	
2061	2102	2101	2319	2320	25	25	2	0	2062	2320	2319	2537	2538	25	
2063	2538	2537	2755	2756	25	25	2	0	2064	2756	2755	2973	2974	25	
2065	587	586	1664	1665	25	25	2	0	2066	1665	1664	1882	1883	25	
2067	1883	1882	2100	2101	25	25	2	0	2068	2101	2100	2318	2319	25	
2069	2319	2318	2536	2537	25	25	2	0	2070	2537	2536	2754	2755	25	
2071	2755	2754	2972	2973	25	25	2	0	2072	586	585	1663	1664	25	
2073	1664	1663	1881	1882	25	25	2	0	2074	1882	1881	2099	2100	25	
2075	2100	2099	2317	2318	25	25	2	0	2076	2318	2317	2535	2536	25	
2077	2536	2535	2753	2754	25	25	2	0	2078	2754	2753	2971	2972	25	
2079	585	584	1662	1663	25	25	2	0	2080	1663	1662	1880	1881	25	
2081	1881	1880	2098	2099	25	25	2	0	2082	2099	2098	2316	2317	25	
2083	2317	2316	2534	2535	25	25	2	0	2084	2535	2534	2752	2753	25	
2085	2753	2752	2970	2971	25	25	2	0	2086	584	583	1661	1662	25	
2087	1662	1661	1879	1880	25	25	2	0	2088	1880	1879	2097	2098	25	
2089	2098	2097	2315	2316	25	25	2	0	2090	2316	2315	2533	2534	25	

**PIAZZALE TRIAGE-FABBRICATO-ALLEGATO
ALLA REL. PREDIMENSIONAMENTO
STRUTTURE**

Codice documento
SF0272_F0

<i>Rev</i>	<i>Data</i>
F0	20/06/2011

Ind.	Nodo I	Nodo J	Nodo L	Nodo K	Sp.membranale	Sp.flessionale	Materiale	Var.term.	Ind.	Nodo I	Nodo J	Nodo L	Nodo K	Sp.membranale	Sp.fle
Indice															
2091	2534	2533	2751	2752	25	25	2	0	2092	2752	2751	2969	2970	25	25
2093	594	593	1671	1672	25	25	2	0	2094	1672	1671	1889	1890	25	25
2095	1890	1889	2107	2108	25	25	2	0	2096	2108	2107	2325	2326	25	25
2097	2326	2325	2543	2544	25	25	2	0	2098	2544	2543	2761	2762	25	25
2099	2762	2761	2979	2980	25	25	2	0	2100	593	592	1670	1671	25	25
2101	1671	1670	1888	1889	25	25	2	0	2102	1889	1888	2106	2107	25	25
2103	2107	2106	2324	2325	25	25	2	0	2104	2325	2324	2542	2543	25	25
2105	2543	2542	2760	2761	25	25	2	0	2106	2761	2760	2978	2979	25	25
2107	592	591	1669	1670	25	25	2	0	2108	1670	1669	1887	1888	25	25
2109	1888	1887	2105	2106	25	25	2	0	2110	2106	2105	2323	2324	25	25
2111	2324	2323	2541	2542	25	25	2	0	2112	2542	2541	2759	2760	25	25
2113	2760	2759	2977	2978	25	25	2	0	2114	591	590	1668	1669	25	25
2115	1669	1668	1886	1887	25	25	2	0	2116	1887	1886	2104	2105	25	25
2117	2105	2104	2322	2323	25	25	2	0	2118	2323	2322	2540	2541	25	25
2119	2541	2540	2758	2759	25	25	2	0	2120	2759	2758	2976	2977	25	25
2121	599	598	1676	1677	25	25	2	0	2122	1677	1676	1894	1895	25	25
2123	1895	1894	2112	2113	25	25	2	0	2124	2113	2112	2330	2331	25	25
2125	2331	2330	2548	2549	25	25	2	0	2126	2549	2548	2766	2767	25	25
2127	2767	2766	2984	2985	25	25	2	0	2128	598	597	1675	1676	25	25
2129	1676	1675	1893	1894	25	25	2	0	2130	1894	1893	2111	2112	25	25
2131	2112	2111	2329	2330	25	25	2	0	2132	2330	2329	2547	2548	25	25
2133	2548	2547	2765	2766	25	25	2	0	2134	2766	2765	2983	2984	25	25
2135	597	596	1674	1675	25	25	2	0	2136	1675	1674	1892	1893	25	25
2137	1893	1892	2110	2111	25	25	2	0	2138	2111	2110	2328	2329	25	25
2139	2329	2328	2546	2547	25	25	2	0	2140	2547	2546	2764	2765	25	25
2141	2765	2764	2982	2983	25	25	2	0	2142	596	595	1673	1674	25	25
2143	1674	1673	1891	1892	25	25	2	0	2144	1892	1891	2109	2110	25	25
2145	2110	2109	2327	2328	25	25	2	0	2146	2328	2327	2545	2546	25	25
2147	2546	2545	2763	2764	25	25	2	0	2148	2764	2763	2981	2982	25	25
2149	595	594	1672	1673	25	25	2	0	2150	1673	1672	1890	1891	25	25
2151	1891	1890	2108	2109	25	25	2	0	2152	2109	2108	2326	2327	25	25
2153	2327	2326	2544	2545	25	25	2	0	2154	2545	2544	2762	2763	25	25
2155	2763	2762	2980	2981	25	25	2	0	2156	1531	1530	1813	1814	25	25
2157	1814	1813	2031	2032	25	25	2	0	2158	2032	2031	2249	2250	25	25
2159	2250	2249	2467	2468	25	25	2	0	2160	2468	2467	2685	2686	25	25
2161	2686	2685	2903	2904	25	25	2	0	2162	2904	2903	3121	3122	25	25
2163	1530	1529	1812	1813	25	25	2	0	2164	1813	1812	2030	2031	25	25
2165	2031	2030	2248	2249	25	25	2	0	2166	2249	2248	2466	2467	25	25
2167	2467	2466	2684	2685	25	25	2	0	2168	2685	2684	2902	2903	25	25
2169	2903	2902	3120	3121	25	25	2	0	2170	1529	1528	1811	1812	25	25
2171	1812	1811	2029	2030	25	25	2	0	2172	2030	2029	2247	2248	25	25
2173	2248	2247	2465	2466	25	25	2	0	2174	2466	2465	2683	2684	25	25
2175	2684	2683	2901	2902	25	25	2	0	2176	2902	2901	3119	3120	25	25
2177	1528	1527	1810	1811	25	25	2	0	2178	1811	1810	2028	2029	25	25
2179	2029	2028	2246	2247	25	25	2	0	2180	2247	2246	2464	2465	25	25
2181	2465	2464	2682	2683	25	25	2	0	2182	2683	2682	2900	2901	25	25
2183	2901	2900	3118	3119	25	25	2	0	2184	1536	1535	1818	1819	25	25
2185	1819	1818	2036	2037	25	25	2	0	2186	2037	2036	2254	2255	25	25
2187	2255	2254	2472	2473	25	25	2	0	2188	2473	2472	2690	2691	25	25
2189	2691	2690	2908	2909	25	25	2	0	2190	2909	2908	3126	3127	25	25
2191	1535	1534	1817	1818	25	25	2	0	2192	1818	1817	2035	2036	25	25
2193	2036	2035	2253	2254	25	25	2	0	2194	2254	2253	2471	2472	25	25

**PIAZZALE TRIAGE-FABBRICATO-ALLEGATO
ALLA REL. PREDIMENSIONAMENTO
STRUTTURE**

Codice documento
SF0272_F0

<i>Rev</i>	<i>Data</i>
F0	20/06/2011

Ind.	Nodo I	Nodo J	Nodo L	Nodo K	Sp.membranale	Sp.flessionale	Materiale	Var.term.	Ind.	Nodo I	Nodo J	Nodo L	Nodo K	Sp.membranale	Sp.fle
									Indice						
2195	2472	2471	2689	2690	25	25	2	0	2196	2690	2689	2907	2908	25	
2197	2908	2907	3125	3126	25	25	2	0	2198	1534	1533	1816	1817	25	
2199	1817	1816	2034	2035	25	25	2	0	2200	2035	2034	2252	2253	25	
2201	2253	2252	2470	2471	25	25	2	0	2202	2471	2470	2688	2689	25	
2203	2689	2688	2906	2907	25	25	2	0	2204	2907	2906	3124	3125	25	
2205	1533	1532	1815	1816	25	25	2	0	2206	1816	1815	2033	2034	25	
2207	2034	2033	2251	2252	25	25	2	0	2208	2252	2251	2469	2470	25	
2209	2470	2469	2687	2688	25	25	2	0	2210	2688	2687	2905	2906	25	
2211	2906	2905	3123	3124	25	25	2	0	2212	1532	1531	1814	1815	25	
2213	1815	1814	2032	2033	25	25	2	0	2214	2033	2032	2250	2251	25	
2215	2251	2250	2468	2469	25	25	2	0	2216	2469	2468	2686	2687	25	
2217	2687	2686	2904	2905	25	25	2	0	2218	2905	2904	3122	3123	25	
2219	611	610	1688	1689	25	25	2	0	2220	1689	1688	1906	1907	25	
2221	1907	1906	2124	2125	25	25	2	0	2222	2125	2124	2342	2343	25	
2223	2343	2342	2560	2561	25	25	2	0	2224	2561	2560	2778	2779	25	
2225	2779	2778	2996	2997	25	25	2	0	2226	610	609	1687	1688	25	
2227	1688	1687	1905	1906	25	25	2	0	2228	1906	1905	2123	2124	25	
2229	2124	2123	2341	2342	25	25	2	0	2230	2342	2341	2559	2560	25	
2231	2560	2559	2777	2778	25	25	2	0	2232	2778	2777	2995	2996	25	
2233	609	608	1686	1687	25	25	2	0	2234	1687	1686	1904	1905	25	
2235	1905	1904	2122	2123	25	25	2	0	2236	2123	2122	2340	2341	25	
2237	2341	2340	2558	2559	25	25	2	0	2238	2559	2558	2776	2777	25	
2239	2777	2776	2994	2995	25	25	2	0	2240	608	607	1685	1686	25	
2241	1686	1685	1903	1904	25	25	2	0	2242	1904	1903	2121	2122	25	
2243	2122	2121	2339	2340	25	25	2	0	2244	2340	2339	2557	2558	25	
2245	2558	2557	2775	2776	25	25	2	0	2246	2776	2775	2993	2994	25	
2247	607	606	1684	1685	25	25	2	0	2248	1685	1684	1902	1903	25	
2249	1903	1902	2120	2121	25	25	2	0	2250	2121	2120	2338	2339	25	
2251	2339	2338	2556	2557	25	25	2	0	2252	2557	2556	2774	2775	25	
2253	2775	2774	2992	2993	25	25	2	0	2254	606	605	1683	1684	25	
2255	1684	1683	1901	1902	25	25	2	0	2256	1902	1901	2119	2120	25	
2257	2120	2119	2337	2338	25	25	2	0	2258	2338	2337	2555	2556	25	
2259	2556	2555	2773	2774	25	25	2	0	2260	2774	2773	2991	2992	25	
2261	605	604	1682	1683	25	25	2	0	2262	1683	1682	1900	1901	25	
2263	1901	1900	2118	2119	25	25	2	0	2264	2119	2118	2336	2337	25	
2265	2337	2336	2554	2555	25	25	2	0	2266	2555	2554	2772	2773	25	
2267	2773	2772	2990	2991	25	25	2	0	2268	618	617	1695	1696	25	
2269	1696	1695	1913	1914	25	25	2	0	2270	1914	1913	2131	2132	25	
2271	2132	2131	2349	2350	25	25	2	0	2272	2350	2349	2567	2568	25	
2273	2568	2567	2785	2786	25	25	2	0	2274	2786	2785	3003	3004	25	
2275	617	616	1694	1695	25	25	2	0	2276	1695	1694	1912	1913	25	
2277	1913	1912	2130	2131	25	25	2	0	2278	2131	2130	2348	2349	25	
2279	2349	2348	2566	2567	25	25	2	0	2280	2567	2566	2784	2785	25	
2281	2785	2784	3002	3003	25	25	2	0	2282	616	615	1693	1694	25	
2283	1694	1693	1911	1912	25	25	2	0	2284	1912	1911	2129	2130	25	
2285	2130	2129	2347	2348	25	25	2	0	2286	2348	2347	2565	2566	25	
2287	2566	2565	2783	2784	25	25	2	0	2288	2784	2783	3001	3002	25	
2289	615	614	1692	1693	25	25	2	0	2290	1693	1692	1910	1911	25	
2291	1911	1910	2128	2129	25	25	2	0	2292	2129	2128	2346	2347	25	
2293	2347	2346	2564	2565	25	25	2	0	2294	2565	2564	2782	2783	25	
2295	2783	2782	3000	3001	25	25	2	0	2296	614	613	1691	1692	25	
2297	1692	1691	1909	1910	25	25	2	0	2298	1910	1909	2127	2128	25	

**PIAZZALE TRIAGE-FABBRICATO-ALLEGATO
ALLA REL. PREDIMENSIONAMENTO
STRUTTURE**

Codice documento
SF0272_F0

<i>Rev</i>	<i>Data</i>
F0	20/06/2011

Ind.	Nodo I	Nodo J	Nodo L	Nodo K	Sp.membranale	Sp.flessionale	Materiale	Var.term.	Ind.	Nodo I	Nodo J	Nodo L	Nodo K	Sp.membranale	Sp.fle
									Indice						
2299	2128	2127	2345	2346	25	25	2	0	2300	2346	2345	2563	2564	25	25
2301	2564	2563	2781	2782	25	25	2	0	2302	2782	2781	2999	3000	25	25
2303	613	612	1690	1691	25	25	2	0	2304	1691	1690	1908	1909	25	25
2305	1909	1908	2126	2127	25	25	2	0	2306	2127	2126	2344	2345	25	25
2307	2345	2344	2562	2563	25	25	2	0	2308	2563	2562	2780	2781	25	25
2309	2781	2780	2998	2999	25	25	2	0	2310	612	611	1689	1690	25	25
2311	1690	1689	1907	1908	25	25	2	0	2312	1908	1907	2125	2126	25	25
2313	2126	2125	2343	2344	25	25	2	0	2314	2344	2343	2561	2562	25	25
2315	2562	2561	2779	2780	25	25	2	0	2316	2780	2779	2997	2998	25	25
2317	625	624	1702	1703	25	25	2	0	2318	1703	1702	1920	1921	25	25
2319	1921	1920	2138	2139	25	25	2	0	2320	2139	2138	2356	2357	25	25
2321	2357	2356	2574	2575	25	25	2	0	2322	2575	2574	2792	2793	25	25
2323	2793	2792	3010	3011	25	25	2	0	2324	624	623	1701	1702	25	25
2325	1702	1701	1919	1920	25	25	2	0	2326	1920	1919	2137	2138	25	25
2327	2138	2137	2355	2356	25	25	2	0	2328	2356	2355	2573	2574	25	25
2329	2574	2573	2791	2792	25	25	2	0	2330	2792	2791	3009	3010	25	25
2331	623	622	1700	1701	25	25	2	0	2332	1701	1700	1918	1919	25	25
2333	1919	1918	2136	2137	25	25	2	0	2334	2137	2136	2354	2355	25	25
2335	2355	2354	2572	2573	25	25	2	0	2336	2573	2572	2790	2791	25	25
2337	2791	2790	3008	3009	25	25	2	0	2338	622	621	1699	1700	25	25
2339	1700	1699	1917	1918	25	25	2	0	2340	1918	1917	2135	2136	25	25
2341	2136	2135	2353	2354	25	25	2	0	2342	2354	2353	2571	2572	25	25
2343	2572	2571	2789	2790	25	25	2	0	2344	2790	2789	3007	3008	25	25
2345	621	620	1698	1699	25	25	2	0	2346	1699	1698	1916	1917	25	25
2347	1917	1916	2134	2135	25	25	2	0	2348	2135	2134	2352	2353	25	25
2349	2353	2352	2570	2571	25	25	2	0	2350	2571	2570	2788	2789	25	25
2351	2789	2788	3006	3007	25	25	2	0	2352	620	619	1697	1698	25	25
2353	1698	1697	1915	1916	25	25	2	0	2354	1916	1915	2133	2134	25	25
2355	2134	2133	2351	2352	25	25	2	0	2356	2352	2351	2569	2570	25	25
2357	2570	2569	2787	2788	25	25	2	0	2358	2788	2787	3005	3006	25	25
2359	619	618	1696	1697	25	25	2	0	2360	1697	1696	1914	1915	25	25
2361	1915	1914	2132	2133	25	25	2	0	2362	2133	2132	2350	2351	25	25
2363	2351	2350	2568	2569	25	25	2	0	2364	2569	2568	2786	2787	25	25
2365	2787	2786	3004	3005	25	25	2	0	2366	1548	1547	1830	1831	25	25
2367	1831	1830	2048	2049	25	25	2	0	2368	2049	2048	2266	2267	25	25
2369	2267	2266	2484	2485	25	25	2	0	2370	2485	2484	2702	2703	25	25
2371	2703	2702	2920	2921	25	25	2	0	2372	2921	2920	3138	3139	25	25
2373	1547	1546	1829	1830	25	25	2	0	2374	1830	1829	2047	2048	25	25
2375	2048	2047	2265	2266	25	25	2	0	2376	2266	2265	2483	2484	25	25
2377	2484	2483	2701	2702	25	25	2	0	2378	2702	2701	2919	2920	25	25
2379	2920	2919	3137	3138	25	25	2	0	2380	1546	1545	1828	1829	25	25
2381	1829	1828	2046	2047	25	25	2	0	2382	2047	2046	2264	2265	25	25
2383	2265	2264	2482	2483	25	25	2	0	2384	2483	2482	2700	2701	25	25
2385	2701	2700	2918	2919	25	25	2	0	2386	2919	2918	3136	3137	25	25
2387	1545	1544	1827	1828	25	25	2	0	2388	1828	1827	2045	2046	25	25
2389	2046	2045	2263	2264	25	25	2	0	2390	2264	2263	2481	2482	25	25
2391	2482	2481	2699	2700	25	25	2	0	2392	2700	2699	2917	2918	25	25
2393	2918	2917	3135	3136	25	25	2	0	2394	1544	1543	1826	1827	25	25
2395	1827	1826	2044	2045	25	25	2	0	2396	2045	2044	2262	2263	25	25
2397	2263	2262	2480	2481	25	25	2	0	2398	2481	2480	2698	2699	25	25
2399	2699	2698	2916	2917	25	25	2	0	2400	2917	2916	3134	3135	25	25
2401	1543	1542	1825	1826	25	25	2	0	2402	1826	1825	2043	2044	25	25

**PIAZZALE TRIAGE-FABBRICATO-ALLEGATO
ALLA REL. PREDIMENSIONAMENTO
STRUTTURE**

Codice documento
SF0272_F0

<i>Rev</i>	<i>Data</i>
F0	20/06/2011

Ind.	Nodo I	Nodo J	Nodo L	Nodo K	Sp.membranale	Sp.flessionale	Materiale	Var.term.	Ind.	Nodo I	Nodo J	Nodo L	Nodo K	Sp.membranale	Sp.fle
									Indice						
2403	2044	2043	2261	2262	25	25	2	0	2404	2262	2261	2479	2480	25	
2405	2480	2479	2697	2698	25	25	2	0	2406	2698	2697	2915	2916	25	
2407	2916	2915	3133	3134	25	25	2	0	2408	1542	1541	1824	1825	25	
2409	1825	1824	2042	2043	25	25	2	0	2410	2043	2042	2260	2261	25	
2411	2261	2260	2478	2479	25	25	2	0	2412	2479	2478	2696	2697	25	
2413	2697	2696	2914	2915	25	25	2	0	2414	2915	2914	3132	3133	25	
2415	1555	1554	1837	1838	25	25	2	0	2416	1838	1837	2055	2056	25	
2417	2056	2055	2273	2274	25	25	2	0	2418	2274	2273	2491	2492	25	
2419	2492	2491	2709	2710	25	25	2	0	2420	2710	2709	2927	2928	25	
2421	2928	2927	3145	3146	25	25	2	0	2422	1554	1553	1836	1837	25	
2423	1837	1836	2054	2055	25	25	2	0	2424	2055	2054	2272	2273	25	
2425	2273	2272	2490	2491	25	25	2	0	2426	2491	2490	2708	2709	25	
2427	2709	2708	2926	2927	25	25	2	0	2428	2927	2926	3144	3145	25	
2429	1553	1552	1835	1836	25	25	2	0	2430	1836	1835	2053	2054	25	
2431	2054	2053	2271	2272	25	25	2	0	2432	2272	2271	2489	2490	25	
2433	2490	2489	2707	2708	25	25	2	0	2434	2708	2707	2925	2926	25	
2435	2926	2925	3143	3144	25	25	2	0	2436	1552	1551	1834	1835	25	
2437	1835	1834	2052	2053	25	25	2	0	2438	2053	2052	2270	2271	25	
2439	2271	2270	2488	2489	25	25	2	0	2440	2489	2488	2706	2707	25	
2441	2707	2706	2924	2925	25	25	2	0	2442	2925	2924	3142	3143	25	
2443	1551	1550	1833	1834	25	25	2	0	2444	1834	1833	2051	2052	25	
2445	2052	2051	2269	2270	25	25	2	0	2446	2270	2269	2487	2488	25	
2447	2488	2487	2705	2706	25	25	2	0	2448	2706	2705	2923	2924	25	
2449	2924	2923	3141	3142	25	25	2	0	2450	1550	1549	1832	1833	25	
2451	1833	1832	2050	2051	25	25	2	0	2452	2051	2050	2268	2269	25	
2453	2269	2268	2486	2487	25	25	2	0	2454	2487	2486	2704	2705	25	
2455	2705	2704	2922	2923	25	25	2	0	2456	2923	2922	3140	3141	25	
2457	1549	1548	1831	1832	25	25	2	0	2458	1832	1831	2049	2050	25	
2459	2050	2049	2267	2268	25	25	2	0	2460	2268	2267	2485	2486	25	
2461	2486	2485	2703	2704	25	25	2	0	2462	2704	2703	2921	2922	25	
2463	2922	2921	3139	3140	25	25	2	0	2464	1562	1561	1844	1845	25	
2465	1845	1844	2062	2063	25	25	2	0	2466	2063	2062	2280	2281	25	
2467	2281	2280	2498	2499	25	25	2	0	2468	2499	2498	2716	2717	25	
2469	2717	2716	2934	2935	25	25	2	0	2470	2935	2934	3152	3153	25	
2471	1561	1560	1843	1844	25	25	2	0	2472	1844	1843	2061	2062	25	
2473	2062	2061	2279	2280	25	25	2	0	2474	2280	2279	2497	2498	25	
2475	2498	2497	2715	2716	25	25	2	0	2476	2716	2715	2933	2934	25	
2477	2934	2933	3151	3152	25	25	2	0	2478	1560	1559	1842	1843	25	
2479	1843	1842	2060	2061	25	25	2	0	2480	2061	2060	2278	2279	25	
2481	2279	2278	2496	2497	25	25	2	0	2482	2497	2496	2714	2715	25	
2483	2715	2714	2932	2933	25	25	2	0	2484	2933	2932	3150	3151	25	
2485	1559	1558	1841	1842	25	25	2	0	2486	1842	1841	2059	2060	25	
2487	2060	2059	2277	2278	25	25	2	0	2488	2278	2277	2495	2496	25	
2489	2496	2495	2713	2714	25	25	2	0	2490	2714	2713	2931	2932	25	
2491	2932	2931	3149	3150	25	25	2	0	2492	1558	1557	1840	1841	25	
2493	1841	1840	2058	2059	25	25	2	0	2494	2059	2058	2276	2277	25	
2495	2277	2276	2494	2495	25	25	2	0	2496	2495	2494	2712	2713	25	
2497	2713	2712	2930	2931	25	25	2	0	2498	2931	2930	3148	3149	25	
2499	1557	1556	1839	1840	25	25	2	0	2500	1840	1839	2057	2058	25	
2501	2058	2057	2275	2276	25	25	2	0	2502	2276	2275	2493	2494	25	
2503	2494	2493	2711	2712	25	25	2	0	2504	2712	2711	2929	2930	25	
2505	2930	2929	3147	3148	25	25	2	0	2506	1556	1555	1838	1839	25	

**PIAZZALE TRIAGE-FABBRICATO-ALLEGATO
ALLA REL. PREDIMENSIONAMENTO
STRUTTURE**

Codice documento
SF0272_F0

<i>Rev</i>	<i>Data</i>
F0	20/06/2011

Ind.	Nodo I	Nodo J	Nodo L	Nodo K	Sp.membranale	Sp.flessionale	Materiale	Var.term.	Ind.	Nodo I	Nodo J	Nodo L	Nodo K	Sp.membranale	Sp.fle
Indice															
2507	1839	1838	2056	2057	25	25	2	0	2508	2057	2056	2274	2275	25	25
2509	2275	2274	2492	2493	25	25	2	0	2510	2493	2492	2710	2711	25	25
2511	2711	2710	2928	2929	25	25	2	0	2512	2929	2928	3146	3147	25	25
2513	1051	1130	1741	1735	22	22	2	0	2514	1735	1741	1959	1953	22	22
2515	1953	1959	2177	2171	22	22	2	0	2516	2171	2177	2395	2389	22	22
2517	2389	2395	2613	2607	22	22	2	0	2518	2607	2613	2831	2825	22	22
2519	2825	2831	3049	3043	22	22	2	0	2520	1130	1208	1747	1741	22	22
2521	1741	1747	1965	1959	22	22	2	0	2522	1959	1965	2183	2177	22	22
2523	2177	2183	2401	2395	22	22	2	0	2524	2395	2401	2619	2613	22	22
2525	2613	2619	2837	2831	22	22	2	0	2526	2831	2837	3055	3049	22	22
2527	1208	1286	1753	1747	22	22	2	0	2528	1747	1753	1971	1965	22	22
2529	1965	1971	2189	2183	22	22	2	0	2530	2183	2189	2407	2401	22	22
2531	2401	2407	2625	2619	22	22	2	0	2532	2619	2625	2843	2837	22	22
2533	2837	2843	3061	3055	22	22	2	0	2534	1286	1364	1759	1753	22	22
2535	1753	1759	1977	1971	22	22	2	0	2536	1971	1977	2195	2189	22	22
2537	2189	2195	2413	2407	22	22	2	0	2538	2407	2413	2631	2625	22	22
2539	2625	2631	2849	2843	22	22	2	0	2540	2843	2849	3067	3061	22	22
2541	1364	1442	1765	1759	22	22	2	0	2542	1759	1765	1983	1977	22	22
2543	1977	1983	2201	2195	22	22	2	0	2544	2195	2201	2419	2413	22	22
2545	2413	2419	2637	2631	22	22	2	0	2546	2631	2637	2855	2849	22	22
2547	2849	2855	3073	3067	22	22	2	0	2548	1442	1520	1803	1765	22	22
2549	1765	1803	2021	1983	22	22	2	0	2550	1983	2021	2239	2201	22	22
2551	2201	2239	2457	2419	22	22	2	0	2552	2419	2457	2675	2637	22	22
2553	2637	2675	2893	2855	22	22	2	0	2554	2855	2893	3111	3073	22	22
2555	583	661	1705	1661	22	22	2	0	2556	1661	1705	1923	1879	22	22
2557	1879	1923	2141	2097	22	22	2	0	2558	2097	2141	2359	2315	22	22
2559	2315	2359	2577	2533	22	22	2	0	2560	2533	2577	2795	2751	22	22
2561	2751	2795	3013	2969	22	22	2	0	2562	661	739	1711	1705	22	22
2563	1705	1711	1929	1923	22	22	2	0	2564	1923	1929	2147	2141	22	22
2565	2141	2147	2365	2359	22	22	2	0	2566	2359	2365	2583	2577	22	22
2567	2577	2583	2801	2795	22	22	2	0	2568	2795	2801	3019	3013	22	22
2569	739	817	1717	1711	22	22	2	0	2570	1711	1717	1935	1929	22	22
2571	1929	1935	2153	2147	22	22	2	0	2572	2147	2153	2371	2365	22	22
2573	2365	2371	2589	2583	22	22	2	0	2574	2583	2589	2807	2801	22	22
2575	2801	2807	3025	3019	22	22	2	0	2576	817	895	1723	1717	22	22
2577	1717	1723	1941	1935	22	22	2	0	2578	1935	1941	2159	2153	22	22
2579	2153	2159	2377	2371	22	22	2	0	2580	2371	2377	2595	2589	22	22
2581	2589	2595	2813	2807	22	22	2	0	2582	2807	2813	3031	3025	22	22
2583	895	973	1729	1723	22	22	2	0	2584	1723	1729	1947	1941	22	22
2585	1941	1947	2165	2159	22	22	2	0	2586	2159	2165	2383	2377	22	22
2587	2377	2383	2601	2595	22	22	2	0	2588	2595	2601	2819	2813	22	22
2589	2813	2819	3037	3031	22	22	2	0	2590	973	1051	1735	1729	22	22
2591	1729	1735	1953	1947	22	22	2	0	2592	1947	1953	2171	2165	22	22
2593	2165	2171	2389	2383	22	22	2	0	2594	2383	2389	2607	2601	22	22
2595	2601	2607	2825	2819	22	22	2	0	2596	2819	2825	3043	3037	22	22
2597	1080	1158	1744	1738	22	22	2	0	2598	1738	1744	1962	1956	22	22
2599	1956	1962	2180	2174	22	22	2	0	2600	2174	2180	2398	2392	22	22
2601	2392	2398	2616	2610	22	22	2	0	2602	2610	2616	2834	2828	22	22
2603	2828	2834	3052	3046	22	22	2	0	2604	1158	1236	1750	1744	22	22
2605	1744	1750	1968	1962	22	22	2	0	2606	1962	1968	2186	2180	22	22
2607	2180	2186	2404	2398	22	22	2	0	2608	2398	2404	2622	2616	22	22
2609	2616	2622	2840	2834	22	22	2	0	2610	2834	2840	3058	3052	22	22

**PIAZZALE TRIAGE-FABBRICATO-ALLEGATO
ALLA REL. PREDIMENSIONAMENTO
STRUTTURE**

Codice documento
SF0272_F0

<i>Rev</i>	<i>Data</i>
F0	20/06/2011

Ind.	Nodo I	Nodo J	Nodo L	Nodo K	Sp.membranale	Sp.flessionale	Materiale	Var.term.	Ind.	Nodo I	Nodo J	Nodo L	Nodo K	Sp.membranale	Sp.fle	
									Indice							
2611	1236	1314	1756	1750	22	22	2	0	2612	1750	1756	1974	1968	22	22	
2613	1968	1974	2192	2186	22	22	2	0	2614	2186	2192	2410	2404	22	22	
2615	2404	2410	2628	2622	22	22	2	0	2616	2622	2628	2846	2840	22	22	
2617	2840	2846	3064	3058	22	22	2	0	2618	1314	1392	1762	1756	22	22	
2619	1756	1762	1980	1974	22	22	2	0	2620	1974	1980	2198	2192	22	22	
2621	2192	2198	2416	2410	22	22	2	0	2622	2410	2416	2634	2628	22	22	
2623	2628	2634	2852	2846	22	22	2	0	2624	2846	2852	3070	3064	22	22	
2625	1392	1470	1768	1762	22	22	2	0	2626	1762	1768	1986	1980	22	22	
2627	1980	1986	2204	2198	22	22	2	0	2628	2198	2204	2422	2416	22	22	
2629	2416	2422	2640	2634	22	22	2	0	2630	2634	2640	2858	2852	22	22	
2631	2852	2858	3076	3070	22	22	2	0	2632	1470	1548	1831	1768	22	22	
2633	1768	1831	2049	1986	22	22	2	0	2634	1986	2049	2267	2204	22	22	
2635	2204	2267	2485	2422	22	22	2	0	2636	2422	2485	2703	2640	22	22	
2637	2640	2703	2921	2858	22	22	2	0	2638	2858	2921	3139	3076	22	22	
2639	611	689	1708	1689	22	22	2	0	2640	1689	1708	1926	1907	22	22	
2641	1907	1926	2144	2125	22	22	2	0	2642	2125	2144	2362	2343	22	22	
2643	2343	2362	2580	2561	22	22	2	0	2644	2561	2580	2798	2779	22	22	
2645	2779	2798	3016	2997	22	22	2	0	2646	689	767	1714	1708	22	22	
2647	1708	1714	1932	1926	22	22	2	0	2648	1926	1932	2150	2144	22	22	
2649	2144	2150	2368	2362	22	22	2	0	2650	2362	2368	2586	2580	22	22	
2651	2580	2586	2804	2798	22	22	2	0	2652	2798	2804	3022	3016	22	22	
2653	767	845	1720	1714	22	22	2	0	2654	1714	1720	1938	1932	22	22	
2655	1932	1938	2156	2150	22	22	2	0	2656	2150	2156	2374	2368	22	22	
2657	2368	2374	2592	2586	22	22	2	0	2658	2586	2592	2810	2804	22	22	
2659	2804	2810	3028	3022	22	22	2	0	2660	845	923	1726	1720	22	22	
2661	1720	1726	1944	1938	22	22	2	0	2662	1938	1944	2162	2156	22	22	
2663	2156	2162	2380	2374	22	22	2	0	2664	2374	2380	2598	2592	22	22	
2665	2592	2598	2816	2810	22	22	2	0	2666	2810	2816	3034	3028	22	22	
2667	923	1001	1732	1726	22	22	2	0	2668	1726	1732	1950	1944	22	22	
2669	1944	1950	2168	2162	22	22	2	0	2670	2162	2168	2386	2380	22	22	
2671	2380	2386	2604	2598	22	22	2	0	2672	2598	2604	2822	2816	22	22	
2673	2816	2822	3040	3034	22	22	2	0	2674	1001	1080	1738	1732	22	22	
2675	1732	1738	1956	1950	22	22	2	0	2676	1950	1956	2174	2168	22	22	
2677	2168	2174	2392	2386	22	22	2	0	2678	2386	2392	2610	2604	22	22	
2679	2604	2610	2828	2822	22	22	2	0	2680	2822	2828	3046	3040	22	22	
2681	100	114	113	99	30	30	1	0	2682	99	113	112	98	30	30	
2683	98	112	111	97	30	30	1	0	2684	97	111	110	96	30	30	
2685	114	128	127	113	30	30	1	0	2686	113	127	126	112	30	30	
2687	112	126	125	111	30	30	1	0	2688	111	125	124	110	30	30	
2689	128	142	141	127	30	30	1	0	2690	127	141	140	126	30	30	
2691	126	140	139	125	30	30	1	0	2692	125	139	138	124	30	30	
2693	142	156	155	141	30	30	1	0	2694	141	155	154	140	30	30	
2695	140	154	153	139	30	30	1	0	2696	139	153	152	138	30	30	
2697	156	170	169	155	30	30	1	0	2698	155	169	168	154	30	30	
2699	154	168	167	153	30	30	1	0	2700	153	167	166	152	30	30	
2701	170	184	183	169	30	30	1	0	2702	169	183	182	168	30	30	
2703	168	182	181	167	30	30	1	0	2704	167	181	180	166	30	30	
2705	15	29	28	14	30	30	1	0	2706	14	28	27	13	30	30	
2707	13	27	26	12	30	30	1	0	2708	12	26	25	11	30	30	
2709	29	43	42	28	30	30	1	0	2710	28	42	41	27	30	30	
2711	27	41	40	26	30	30	1	0	2712	26	40	39	25	30	30	
2713	43	57	56	42	30	30	1	0	2714	42	56	55	41	30	30	

**PIAZZALE TRIAGE-FABBRICATO-ALLEGATO
ALLA REL. PREDIMENSIONAMENTO
STRUTTURE**

Codice documento
SF0272_F0

<i>Rev</i>	<i>Data</i>
F0	20/06/2011

Ind.	Nodo I	Nodo J	Nodo L	Nodo K	Sp.membranale	Sp.flessionale	Materiale	Var.term.	Ind.	Nodo I	Nodo J	Nodo L	Nodo K	Sp.membranale	Sp.fle	
									Indice							
2715	41	55	54	40	30	30	1	0	2716	40	54	53	39	30	30	
2717	57	71	70	56	30	30	1	0	2718	56	70	69	55	30	30	
2719	55	69	68	54	30	30	1	0	2720	54	68	67	53	30	30	
2721	71	85	84	70	30	30	1	0	2722	70	84	83	69	30	30	
2723	69	83	82	68	30	30	1	0	2724	68	82	81	67	30	30	
2725	85	100	99	84	30	30	1	0	2726	84	99	98	83	30	30	
2727	83	98	97	82	30	30	1	0	2728	82	97	96	81	30	30	
2729	184	183	233	234	40	40	2	0	2730	234	233	283	284	40	40	
2731	284	283	333	334	40	40	2	0	2732	334	333	383	384	40	40	
2733	384	383	433	434	40	40	2	0	2734	434	433	483	484	40	40	
2735	484	483	1539	1540	40	40	2	0	2736	183	182	232	233	40	40	
2737	233	232	282	283	40	40	2	0	2738	283	282	332	333	40	40	
2739	333	332	382	383	40	40	2	0	2740	383	382	432	433	40	40	
2741	433	432	482	483	40	40	2	0	2742	483	482	1538	1539	40	40	
2743	182	181	231	232	40	40	2	0	2744	232	231	281	282	40	40	
2745	282	281	331	332	40	40	2	0	2746	332	331	381	382	40	40	
2747	382	381	431	432	40	40	2	0	2748	432	431	481	482	40	40	
2749	482	481	1537	1538	40	40	2	0	2750	181	180	230	231	40	40	
2751	231	230	280	281	40	40	2	0	2752	281	280	330	331	40	40	
2753	331	330	380	381	40	40	2	0	2754	381	380	430	431	40	40	
2755	431	430	480	481	40	40	2	0	2756	481	480	1536	1537	40	40	
2757	100	114	212	210	40	40	2	0	2758	210	212	262	260	40	40	
2759	260	262	312	310	40	40	2	0	2760	310	312	362	360	40	40	
2761	360	362	412	410	40	40	2	0	2762	410	412	462	460	40	40	
2763	460	462	1150	1072	40	40	2	0	2764	114	128	214	212	40	40	
2765	212	214	264	262	40	40	2	0	2766	262	264	314	312	40	40	
2767	312	314	364	362	40	40	2	0	2768	362	364	414	412	40	40	
2769	412	414	464	462	40	40	2	0	2770	462	464	1228	1150	40	40	
2771	128	142	216	214	40	40	2	0	2772	214	216	266	264	40	40	
2773	264	266	316	314	40	40	2	0	2774	314	316	366	364	40	40	
2775	364	366	416	414	40	40	2	0	2776	414	416	466	464	40	40	
2777	464	466	1306	1228	40	40	2	0	2778	142	156	218	216	40	40	
2779	216	218	268	266	40	40	2	0	2780	266	268	318	316	40	40	
2781	316	318	368	366	40	40	2	0	2782	366	368	418	416	40	40	
2783	416	418	468	466	40	40	2	0	2784	466	468	1384	1306	40	40	
2785	156	170	220	218	40	40	2	0	2786	218	220	270	268	40	40	
2787	268	270	320	318	40	40	2	0	2788	318	320	370	368	40	40	
2789	368	370	420	418	40	40	2	0	2790	418	420	470	468	40	40	
2791	468	470	1462	1384	40	40	2	0	2792	170	184	234	220	40	40	
2793	220	234	284	270	40	40	2	0	2794	270	284	334	320	40	40	
2795	320	334	384	370	40	40	2	0	2796	370	384	434	420	40	40	
2797	420	434	484	470	40	40	2	0	2798	470	484	1540	1462	40	40	
2799	15	29	200	198	40	40	2	0	2800	198	200	250	248	40	40	
2801	248	250	300	298	40	40	2	0	2802	298	300	350	348	40	40	
2803	348	350	400	398	40	40	2	0	2804	398	400	450	448	40	40	
2805	448	450	681	603	40	40	2	0	2806	29	43	202	200	40	40	
2807	200	202	252	250	40	40	2	0	2808	250	252	302	300	40	40	
2809	300	302	352	350	40	40	2	0	2810	350	352	402	400	40	40	
2811	400	402	452	450	40	40	2	0	2812	450	452	759	681	40	40	
2813	43	57	204	202	40	40	2	0	2814	202	204	254	252	40	40	
2815	252	254	304	302	40	40	2	0	2816	302	304	354	352	40	40	
2817	352	354	404	402	40	40	2	0	2818	402	404	454	452	40	40	

**PIAZZALE TRIAGE-FABBRICATO-ALLEGATO
ALLA REL. PREDIMENSIONAMENTO
STRUTTURE**

Codice documento
SF0272_F0

<i>Rev</i>	<i>Data</i>
F0	20/06/2011

Ind.	Nodo I	Nodo J	Nodo L	Nodo K	Sp.membranale	Sp.flessionale	Materiale	Var.term.	Ind.	Nodo I	Nodo J	Nodo L	Nodo K	Sp.membranale	Sp.fle
									Indice						
2819	452	454	837	759	40	40	2	0	2820	57	71	206	204	40	
2821	204	206	256	254	40	40	2	0	2822	254	256	306	304	40	
2823	304	306	356	354	40	40	2	0	2824	354	356	406	404	40	
2825	404	406	456	454	40	40	2	0	2826	454	456	915	837	40	
2827	71	85	208	206	40	40	2	0	2828	206	208	258	256	40	
2829	256	258	308	306	40	40	2	0	2830	306	308	358	356	40	
2831	356	358	408	406	40	40	2	0	2832	406	408	458	456	40	
2833	456	458	993	915	40	40	2	0	2834	85	100	210	208	40	
2835	208	210	260	258	40	40	2	0	2836	258	260	310	308	40	
2837	308	310	360	358	40	40	2	0	2838	358	360	410	408	40	
2839	408	410	460	458	40	40	2	0	2840	458	460	1072	993	40	
2841	11	12	195	194	40	40	2	0	2842	194	195	245	244	40	
2843	244	245	295	294	40	40	2	0	2844	294	295	345	344	40	
2845	344	345	395	394	40	40	2	0	2846	394	395	445	444	40	
2847	444	445	600	599	40	40	2	0	2848	12	13	196	195	40	
2849	195	196	246	245	40	40	2	0	2850	245	246	296	295	40	
2851	295	296	346	345	40	40	2	0	2852	345	346	396	395	40	
2853	395	396	446	445	40	40	2	0	2854	445	446	601	600	40	
2855	13	14	197	196	40	40	2	0	2856	196	197	247	246	40	
2857	246	247	297	296	40	40	2	0	2858	296	297	347	346	40	
2859	346	347	397	396	40	40	2	0	2860	396	397	447	446	40	
2861	446	447	602	601	40	40	2	0	2862	14	15	198	197	40	
2863	197	198	248	247	40	40	2	0	2864	247	248	298	297	40	
2865	297	298	348	347	40	40	2	0	2866	347	348	398	397	40	
2867	397	398	448	447	40	40	2	0	2868	447	448	603	602	40	
2869	603	681	680	602	40	40	2	0	2870	602	680	679	601	40	
2871	601	679	678	600	40	40	2	0	2872	600	678	677	599	40	
2873	681	759	758	680	40	40	2	0	2874	680	758	757	679	40	
2875	679	757	756	678	40	40	2	0	2876	678	756	755	677	40	
2877	759	837	836	758	40	40	2	0	2878	758	836	835	757	40	
2879	757	835	834	756	40	40	2	0	2880	756	834	833	755	40	
2881	837	915	914	836	40	40	2	0	2882	836	914	913	835	40	
2883	835	913	912	834	40	40	2	0	2884	834	912	911	833	40	
2885	915	993	992	914	40	40	2	0	2886	914	992	991	913	40	
2887	913	991	990	912	40	40	2	0	2888	912	990	989	911	40	
2889	993	1072	1071	992	40	40	2	0	2890	992	1071	1070	991	40	
2891	991	1070	1069	990	40	40	2	0	2892	990	1069	1068	989	40	
2893	1072	1150	1149	1071	40	40	2	0	2894	1071	1149	1148	1070	40	
2895	1070	1148	1147	1069	40	40	2	0	2896	1069	1147	1146	1068	40	
2897	1150	1228	1227	1149	40	40	2	0	2898	1149	1227	1226	1148	40	
2899	1148	1226	1225	1147	40	40	2	0	2900	1147	1225	1224	1146	40	
2901	1228	1306	1305	1227	40	40	2	0	2902	1227	1305	1304	1226	40	
2903	1226	1304	1303	1225	40	40	2	0	2904	1225	1303	1302	1224	40	
2905	1306	1384	1383	1305	40	40	2	0	2906	1305	1383	1382	1304	40	
2907	1304	1382	1381	1303	40	40	2	0	2908	1303	1381	1380	1302	40	
2909	1384	1462	1461	1383	40	40	2	0	2910	1383	1461	1460	1382	40	
2911	1382	1460	1459	1381	40	40	2	0	2912	1381	1459	1458	1380	40	
2913	1462	1540	1539	1461	40	40	2	0	2914	1461	1539	1538	1460	40	
2915	1460	1538	1537	1459	40	40	2	0	2916	1459	1537	1536	1458	40	
2917	1540	1539	1822	1823	25	25	2	0	2918	1823	1822	2040	2041	25	
2919	2041	2040	2258	2259	25	25	2	0	2920	2259	2258	2476	2477	25	
2921	2477	2476	2694	2695	25	25	2	0	2922	2695	2694	2912	2913	25	

**PIAZZALE TRIAGE-FABBRICATO-ALLEGATO
ALLA REL. PREDIMENSIONAMENTO
STRUTTURE**

Codice documento
SF0272_F0

<i>Rev</i>	<i>Data</i>
F0	20/06/2011

Ind.	Nodo I	Nodo J	Nodo L	Nodo K	Sp.membranale	Sp.flessionale	Materiale	Var.term.	Ind.	Nodo I	Nodo J	Nodo L	Nodo K	Sp.membranale	Sp.fle	
									Indice							
2923	2913	2912	3130	3131	25	25	2	0	2924	1539	1538	1821	1822	25	25	
2925	1822	1821	2039	2040	25	25	2	0	2926	2040	2039	2257	2258	25	25	
2927	2258	2257	2475	2476	25	25	2	0	2928	2476	2475	2693	2694	25	25	
2929	2694	2693	2911	2912	25	25	2	0	2930	2912	2911	3129	3130	25	25	
2931	1538	1537	1820	1821	25	25	2	0	2932	1821	1820	2038	2039	25	25	
2933	2039	2038	2256	2257	25	25	2	0	2934	2257	2256	2474	2475	25	25	
2935	2475	2474	2692	2693	25	25	2	0	2936	2693	2692	2910	2911	25	25	
2937	2911	2910	3128	3129	25	25	2	0	2938	1537	1536	1819	1820	25	25	
2939	1820	1819	2037	2038	25	25	2	0	2940	2038	2037	2255	2256	25	25	
2941	2256	2255	2473	2474	25	25	2	0	2942	2474	2473	2691	2692	25	25	
2943	2692	2691	2909	2910	25	25	2	0	2944	2910	2909	3127	3128	25	25	
2945	1072	1150	1743	1737	25	25	2	0	2946	1737	1743	1961	1955	25	25	
2947	1955	1961	2179	2173	25	25	2	0	2948	2173	2179	2397	2391	25	25	
2949	2391	2397	2615	2609	25	25	2	0	2950	2609	2615	2833	2827	25	25	
2951	2827	2833	3051	3045	25	25	2	0	2952	1150	1228	1749	1743	25	25	
2953	1743	1749	1967	1961	25	25	2	0	2954	1961	1967	2185	2179	25	25	
2955	2179	2185	2403	2397	25	25	2	0	2956	2397	2403	2621	2615	25	25	
2957	2615	2621	2839	2833	25	25	2	0	2958	2833	2839	3057	3051	25	25	
2959	1228	1306	1755	1749	25	25	2	0	2960	1749	1755	1973	1967	25	25	
2961	1967	1973	2191	2185	25	25	2	0	2962	2185	2191	2409	2403	25	25	
2963	2403	2409	2627	2621	25	25	2	0	2964	2621	2627	2845	2839	25	25	
2965	2839	2845	3063	3057	25	25	2	0	2966	1306	1384	1761	1755	25	25	
2967	1755	1761	1979	1973	25	25	2	0	2968	1973	1979	2197	2191	25	25	
2969	2191	2197	2415	2409	25	25	2	0	2970	2409	2415	2633	2627	25	25	
2971	2627	2633	2851	2845	25	25	2	0	2972	2845	2851	3069	3063	25	25	
2973	1384	1462	1767	1761	25	25	2	0	2974	1761	1767	1985	1979	25	25	
2975	1979	1985	2203	2197	25	25	2	0	2976	2197	2203	2421	2415	25	25	
2977	2415	2421	2639	2633	25	25	2	0	2978	2633	2639	2857	2851	25	25	
2979	2851	2857	3075	3069	25	25	2	0	2980	1462	1540	1823	1767	25	25	
2981	1767	1823	2041	1985	25	25	2	0	2982	1985	2041	2259	2203	25	25	
2983	2203	2259	2477	2421	25	25	2	0	2984	2421	2477	2695	2639	25	25	
2985	2639	2695	2913	2857	25	25	2	0	2986	2857	2913	3131	3075	25	25	
2987	603	681	1707	1681	25	25	2	0	2988	1681	1707	1925	1899	25	25	
2989	1899	1925	2143	2117	25	25	2	0	2990	2117	2143	2361	2335	25	25	
2991	2335	2361	2579	2553	25	25	2	0	2992	2553	2579	2797	2771	25	25	
2993	2771	2797	3015	2989	25	25	2	0	2994	681	759	1713	1707	25	25	
2995	1707	1713	1931	1925	25	25	2	0	2996	1925	1931	2149	2143	25	25	
2997	2143	2149	2367	2361	25	25	2	0	2998	2361	2367	2585	2579	25	25	
2999	2579	2585	2803	2797	25	25	2	0	3000	2797	2803	3021	3015	25	25	
3001	759	837	1719	1713	25	25	2	0	3002	1713	1719	1937	1931	25	25	
3003	1931	1937	2155	2149	25	25	2	0	3004	2149	2155	2373	2367	25	25	
3005	2367	2373	2591	2585	25	25	2	0	3006	2585	2591	2809	2803	25	25	
3007	2803	2809	3027	3021	25	25	2	0	3008	837	915	1725	1719	25	25	
3009	1719	1725	1943	1937	25	25	2	0	3010	1937	1943	2161	2155	25	25	
3011	2155	2161	2379	2373	25	25	2	0	3012	2373	2379	2597	2591	25	25	
3013	2591	2597	2815	2809	25	25	2	0	3014	2809	2815	3033	3027	25	25	
3015	915	993	1731	1725	25	25	2	0	3016	1725	1731	1949	1943	25	25	
3017	1943	1949	2167	2161	25	25	2	0	3018	2161	2167	2385	2379	25	25	
3019	2379	2385	2603	2597	25	25	2	0	3020	2597	2603	2821	2815	25	25	
3021	2815	2821	3039	3033	25	25	2	0	3022	993	1072	1737	1731	25	25	
3023	1731	1737	1955	1949	25	25	2	0	3024	1949	1955	2173	2167	25	25	
3025	2167	2173	2391	2385	25	25	2	0	3026	2385	2391	2609	2603	25	25	

Ind.	Nodo I	Nodo J	Nodo L	Nodo K	Sp.membranale	Sp.flessionale	Materiale	Var.term.	Ind.	Nodo I	Nodo J	Nodo L	Nodo K	Sp.membranale	Sp.fle	
									Indice							
3027	2603	2609	2827	2821	25	25	2	0	3028	2821	2827	3045	3039	25	25	
3029	599	600	1678	1677	25	25	2	0	3030	1677	1678	1896	1895	25	25	
3031	1895	1896	2114	2113	25	25	2	0	3032	2113	2114	2332	2331	25	25	
3033	2331	2332	2550	2549	25	25	2	0	3034	2549	2550	2768	2767	25	25	
3035	2767	2768	2986	2985	25	25	2	0	3036	600	601	1679	1678	25	25	
3037	1678	1679	1897	1896	25	25	2	0	3038	1896	1897	2115	2114	25	25	
3039	2114	2115	2333	2332	25	25	2	0	3040	2332	2333	2551	2550	25	25	
3041	2550	2551	2769	2768	25	25	2	0	3042	2768	2769	2987	2986	25	25	
3043	601	602	1680	1679	25	25	2	0	3044	1679	1680	1898	1897	25	25	
3045	1897	1898	2116	2115	25	25	2	0	3046	2115	2116	2334	2333	25	25	
3047	2333	2334	2552	2551	25	25	2	0	3048	2551	2552	2770	2769	25	25	
3049	2769	2770	2988	2987	25	25	2	0	3050	602	603	1681	1680	25	25	
3051	1680	1681	1899	1898	25	25	2	0	3052	1898	1899	2117	2116	25	25	
3053	2116	2117	2335	2334	25	25	2	0	3054	2334	2335	2553	2552	25	25	
3055	2552	2553	2771	2770	25	25	2	0	3056	2770	2771	2989	2988	25	25	

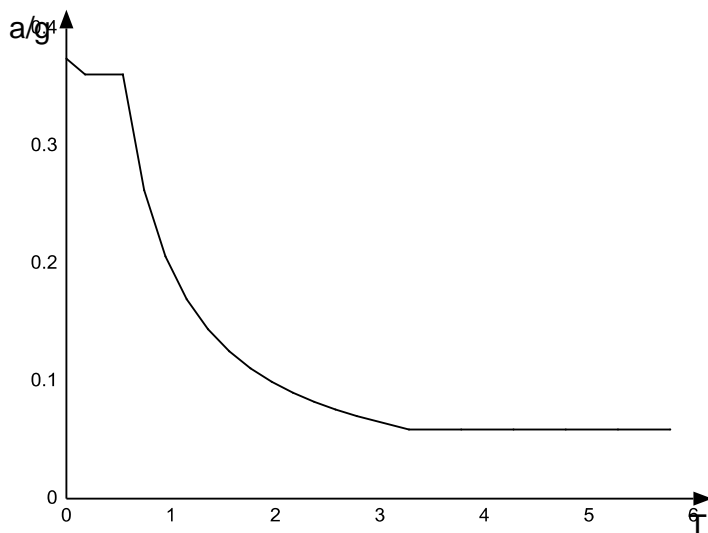
Accelerazioni spettrali

Ind.vertice: Indice del valore.

T: Periodo. [s]

a/g: Accelerazione normalizzata ottenuta dividendo l'accelerazione per l'accelerazione di gravità. Il valore è adimensionale.

Sisma X SLV



Ind.vertice	T	a/g
1	0	0.374
2	0.181	0.361
3	0.542	0.361

PIAZZALE TRIAGE-FABBRICATO-ALLEGATO
 ALLA REL. PREDIMENSIONAMENTO
 STRUTTURE

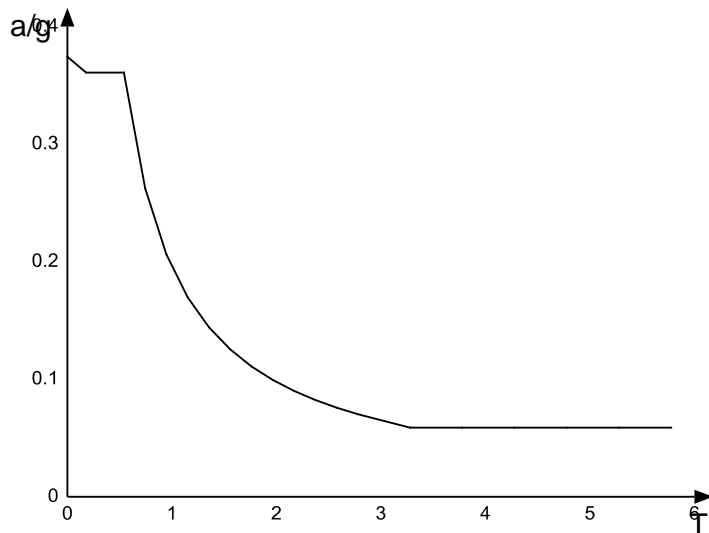
Codice documento
 SF0272_F0

Rev
 F0

Data
 20/06/2011

Ind.vertice	T	a/g
4	0.745	0.262
5	0.948	0.206
6	1.152	0.17
7	1.355	0.144
8	1.559	0.125
9	1.762	0.111
10	1.965	0.099
11	2.169	0.09
12	2.372	0.082
13	2.575	0.076
14	2.779	0.07
15	3.279	0.059
16	3.779	0.059
17	4.279	0.059
18	4.779	0.059
19	5.279	0.059
20	5.779	0.059

Sisma Y SLV



Ind.vertice	T	a/g
1	0	0.374
2	0.181	0.361
3	0.542	0.361
4	0.745	0.262
5	0.948	0.206
6	1.152	0.17
7	1.355	0.144
8	1.559	0.125
9	1.762	0.111
10	1.965	0.099

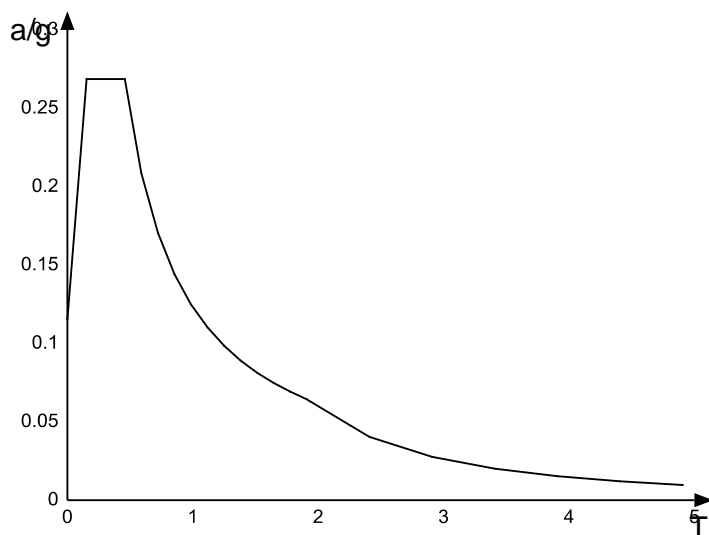
PIAZZALE TRIAGE-FABBRICATO-ALLEGATO
ALLA REL. PREDIMENSIONAMENTO
STRUTTURE

Codice documento
SF0272_F0

Rev	Data
F0	20/06/2011

Ind.vertice	T	a/g
11	2.169	0.09
12	2.372	0.082
13	2.575	0.076
14	2.779	0.07
15	3.279	0.059
16	3.779	0.059
17	4.279	0.059
18	4.779	0.059
19	5.279	0.059
20	5.779	0.059

Sisma X SLO



Ind.vertice	T	a/g
1	0	0.115
2	0.153	0.269
3	0.458	0.269
4	0.59	0.209
5	0.722	0.171
6	0.854	0.144
7	0.985	0.125
8	1.117	0.11
9	1.249	0.099
10	1.381	0.089
11	1.513	0.081
12	1.644	0.075
13	1.776	0.069
14	1.908	0.065
15	2.408	0.041
16	2.908	0.028
17	3.408	0.02

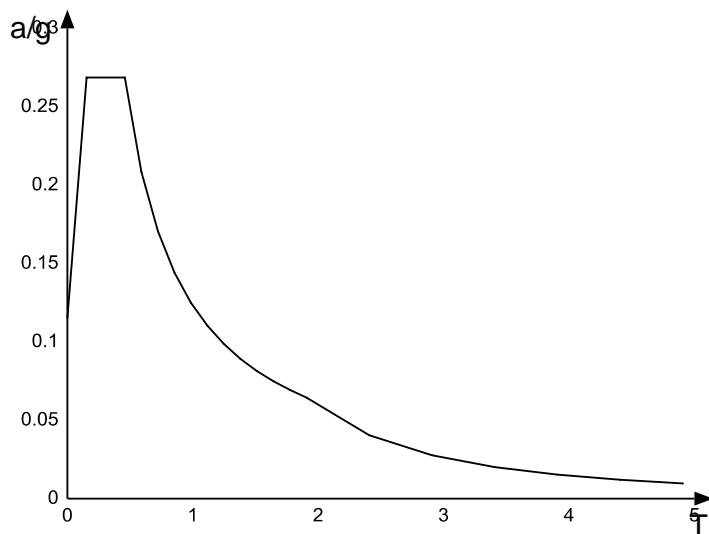
**PIAZZALE TRIAGE-FABBRICATO-ALLEGATO
 ALLA REL. PREDIMENSIONAMENTO
 STRUTTURE**

Codice documento
 SF0272_F0

<i>Rev</i>	<i>Data</i>
F0	20/06/2011

Ind.vertice	T	a/g
18	3.908	0.015
19	4.408	0.012
20	4.908	0.01

Sisma Y SLO



Ind.vertice	T	a/g
1	0	0.115
2	0.153	0.269
3	0.458	0.269
4	0.59	0.209
5	0.722	0.171
6	0.854	0.144
7	0.985	0.125
8	1.117	0.11
9	1.249	0.099
10	1.381	0.089
11	1.513	0.081
12	1.644	0.075
13	1.776	0.069
14	1.908	0.065
15	2.408	0.041
16	2.908	0.028
17	3.408	0.02
18	3.908	0.015
19	4.408	0.012
20	4.908	0.01

		Ponte sullo Stretto di Messina PROGETTO DEFINITIVO		
PIAZZALE TRIAGE-FABBRICATO-ALLEGATO ALLA REL. PREDIMENSIONAMENTO STRUTTURE		<i>Codice documento</i> SF0272_F0	<i>Rev</i> F0	<i>Data</i> 20/06/2011

Pressioni massime sul terreno

Nodo: Numero del nodo collocato sul terreno.

Contesto: Condizione o combinazione di carico a cui si riferisce la pressione minima.

uz min: Spostamento massimo verticale del nodo. [cm]

Minima: Pressione minima sul terreno del nodo. [daN/cm²]

Contesto: Condizione o combinazione di carico a cui si riferisce la pressione massima.

uz max: Spostamento minimo verticale del nodo. [cm]

Massima: Pressione massima sul terreno del nodo. [daN/cm²]

Compressione estrema massima -0.62953 al nodo di indice 498, di coordinate x = 1014, y = -412, z = 555, nel contesto SLV fondazioni 5.

Nodo	Contesto	uz min	Minima	Contesto	uz max	Massima
2	SLU 3	-0.00369	-0.01107	SLV fondazioni 11	-0.00226	-0.00679
3	SLU 4	-0.00452	-0.01356	SLV fondazioni 11	-0.00297	-0.0089
4	SLU 4	-0.00505	-0.01516	SLV fondazioni 11	-0.00329	-0.00987
5	SLU 4	-0.0053	-0.01591	SLV fondazioni 11	-0.00347	-0.01042
6	SLU 4	-0.00553	-0.01659	SLV fondazioni 7	-0.00365	-0.01095
7	SLU 4	-0.00583	-0.01749	SLV fondazioni 7	-0.00381	-0.01144
8	SLU 4	-0.00623	-0.0187	SLV fondazioni 7	-0.00403	-0.0121
9	SLU 4	-0.00677	-0.0203	SLV fondazioni 7	-0.00432	-0.01296
10	SLU 4	-0.00743	-0.02228	SLV fondazioni 7	-0.00467	-0.01402
11	SLU 4	-0.00818	-0.02453	SLV fondazioni 3	-0.00503	-0.01508
12	SLU 4	-0.00913	-0.0274	SLV fondazioni 3	-0.00547	-0.01642
13	SLU 4	-0.00998	-0.02995	SLV fondazioni 3	-0.00587	-0.01761
14	SLU 4	-0.01051	-0.03152	SLV fondazioni 3	-0.0061	-0.0183
15	SLU 4	-0.01001	-0.03003	SLV fondazioni 3	-0.00582	-0.01747
16	SLU 4	-0.00483	-0.0145	SLV fondazioni 15	-0.00318	-0.00955
17	SLU 4	-0.01056	-0.03167	SLU 1	-0.00629	-0.01888
18	SLU 4	-0.01561	-0.04683	SLU 1	-0.00882	-0.02645
19	SLU 4	-0.01963	-0.05889	SLU 1	-0.01091	-0.03272
20	SLU 4	-0.02267	-0.068	SLU 1	-0.01253	-0.0376
21	SLU 4	-0.02488	-0.07463	SLU 1	-0.01376	-0.04127
22	SLU 4	-0.02627	-0.07882	SLU 1	-0.01457	-0.0437
23	SLU 4	-0.02698	-0.08095	SLU 1	-0.01501	-0.04504
24	SLU 4	-0.02711	-0.08134	SLU 1	-0.01515	-0.04544
25	SLU 4	-0.02677	-0.08032	SLU 1	-0.01501	-0.04503
26	SLU 4	-0.02524	-0.07573	SLU 1	-0.01431	-0.04292
27	SLU 4	-0.0222	-0.06661	SLV fondazioni 3	-0.01274	-0.03822
28	SLU 4	-0.01784	-0.05351	SLV fondazioni 3	-0.01016	-0.03048
29	SLU 4	-0.01218	-0.03654	SLV fondazioni 3	-0.00705	-0.02115
30	SLU 4	-0.00572	-0.01715	SLV fondazioni 15	-0.00372	-0.01117
31	SLU 4	-0.01606	-0.04818	SLU 1	-0.00912	-0.02736
32	SLU 4	-0.02435	-0.07304	SLU 1	-0.01349	-0.04047
33	SLU 4	-0.03063	-0.09189	SLU 1	-0.01698	-0.05095
34	SLU 4	-0.03518	-0.10555	SLU 1	-0.01961	-0.05883
35	SLU 4	-0.03836	-0.11507	SLU 1	-0.02149	-0.06448
36	SLU 4	-0.04021	-0.12063	SLU 1	-0.02263	-0.06789
37	SLU 4	-0.04095	-0.12286	SLU 1	-0.02312	-0.06935
38	SLU 4	-0.04077	-0.1223	SLU 1	-0.02304	-0.06913
39	SLU 4	-0.03976	-0.11928	SLU 1	-0.02248	-0.06744
40	SLU 4	-0.03706	-0.11118	SLU 1	-0.02098	-0.06294

**PIAZZALE TRIAGE-FABBRICATO-ALLEGATO
ALLA REL. PREDIMENSIONAMENTO
STRUTTURE**

Codice documento
SF0272_F0

<i>Rev</i>	<i>Data</i>
F0	20/06/2011

Nodo	Contesto	uz min	Minima	Contesto	uz max	Massima
41	SLU 4	-0.03216	-0.09649	SLU 1	-0.01833	-0.05498
42	SLU 4	-0.02468	-0.07404	SLV fondazioni 3	-0.0141	-0.04231
43	SLU 4	-0.0136	-0.04079	SLV fondazioni 3	-0.00791	-0.02373
44	SLU 4	-0.0062	-0.01859	SLV fondazioni 15	-0.00405	-0.01215
45	SLU 4	-0.02037	-0.06111	SLU 1	-0.0114	-0.03421
46	SLU 4	-0.03095	-0.09286	SLU 1	-0.01719	-0.05158
47	SLU 4	-0.03862	-0.11585	SLU 1	-0.0217	-0.06509
48	SLU 4	-0.04395	-0.13185	SLU 1	-0.025	-0.075
49	SLU 4	-0.04753	-0.14258	SLU 1	-0.0273	-0.08191
50	SLU 4	-0.04951	-0.14853	SLU 1	-0.02863	-0.0859
51	SLU 4	-0.05019	-0.15058	SLU 1	-0.02913	-0.08738
52	SLU 4	-0.04979	-0.14937	SLU 1	-0.0289	-0.08671
53	SLU 4	-0.04845	-0.14536	SLU 1	-0.02805	-0.08415
54	SLU 4	-0.04531	-0.13592	SLU 1	-0.02604	-0.07813
55	SLU 4	-0.03952	-0.11856	SLU 1	-0.02253	-0.06759
56	SLU 4	-0.03	-0.09	SLV fondazioni 3	-0.01723	-0.05168
57	SLU 4	-0.01446	-0.04337	SLV fondazioni 3	-0.00848	-0.02543
58	SLU 4	-0.0065	-0.0195	SLV fondazioni 15	-0.00427	-0.01282
59	SLU 4	-0.02342	-0.07027	SLU 1	-0.01305	-0.03916
60	SLU 4	-0.03552	-0.10657	SLU 1	-0.01982	-0.05947
61	SLU 4	-0.04398	-0.13194	SLU 1	-0.025	-0.075
62	SLU 4	-0.04968	-0.14904	SLU 1	-0.02873	-0.0862
63	SLU 4	-0.05337	-0.16011	SLU 1	-0.03129	-0.09388
64	SLU 4	-0.05533	-0.16598	SLU 1	-0.03273	-0.09819
65	SLU 4	-0.05591	-0.16774	SLU 1	-0.03321	-0.09964
66	SLU 4	-0.05538	-0.16614	SLU 1	-0.03288	-0.09864
67	SLU 4	-0.0539	-0.16171	SLU 1	-0.03184	-0.09551
68	SLU 4	-0.05064	-0.15192	SLU 1	-0.02951	-0.08853
69	SLU 4	-0.04449	-0.13348	SLU 1	-0.02545	-0.07634
70	SLU 4	-0.03374	-0.10123	SLU 1	-0.0193	-0.05791
71	SLU 4	-0.015	-0.04499	SLV fondazioni 3	-0.00886	-0.02659
72	SLU 4	-0.00667	-0.02002	SLV fondazioni 15	-0.00442	-0.01325
73	SLU 4	-0.02523	-0.07569	SLU 1	-0.01404	-0.04212
74	SLU 4	-0.03819	-0.11458	SLU 1	-0.02139	-0.06416
75	SLU 4	-0.04705	-0.14116	SLU 1	-0.02694	-0.08083
76	SLU 4	-0.0529	-0.1587	SLU 1	-0.03092	-0.09275
77	SLU 4	-0.0566	-0.16979	SLU 1	-0.03361	-0.10083
78	SLU 4	-0.05849	-0.17547	SLU 1	-0.0351	-0.10529
79	SLU 4	-0.059	-0.17699	SLU 1	-0.03557	-0.1067
80	SLU 4	-0.05839	-0.17517	SLU 1	-0.03517	-0.1055
81	SLU 4	-0.05687	-0.1706	SLU 1	-0.03402	-0.10205
82	SLU 4	-0.05361	-0.16083	SLU 1	-0.03151	-0.09454
83	SLU 4	-0.04735	-0.14206	SLU 1	-0.02715	-0.08145
84	SLU 4	-0.03595	-0.10784	SLU 1	-0.02048	-0.06143
85	SLU 4	-0.0153	-0.04589	SLV fondazioni 3	-0.0091	-0.02731
86	SLU 4	-0.00673	-0.02019	SLV fondazioni 15	-0.00448	-0.01343
87	SLU 4	-0.02583	-0.07748	SLU 1	-0.01437	-0.04311
88	SLU 4	-0.03907	-0.11721	SLU 1	-0.02191	-0.06572
89	SLU 4	-0.04806	-0.14417	SLU 1	-0.02758	-0.08275
90	SLU 4	-0.05394	-0.16181	SLU 1	-0.03163	-0.0949
91	SLU 4	-0.05762	-0.17287	SLU 1	-0.03437	-0.10311
92	SLU 4	-0.05949	-0.17847	SLU 1	-0.03587	-0.10761
94	SLU 4	-0.05997	-0.1799	SLU 1	-0.03633	-0.109
95	SLU 4	-0.05934	-0.17801	SLU 1	-0.03591	-0.10774

PIAZZALE TRIAGE-FABBRICATO-ALLEGATO
ALLA REL. PREDIMENSIONAMENTO
STRUTTURE

Codice documento
SF0272_F0

Rev	Data
F0	20/06/2011

Nodo	Contesto	uz min	Minima	Contesto	uz max	Massima
96	SLU 4	-0.0578	-0.17341	SLU 1	-0.03472	-0.10417
97	SLU 4	-0.05456	-0.16369	SLU 1	-0.03217	-0.0965
98	SLU 4	-0.04828	-0.14485	SLU 1	-0.02771	-0.08312
99	SLU 4	-0.03667	-0.11002	SLU 1	-0.02086	-0.06259
100	SLU 4	-0.01539	-0.04618	SLV fondazioni 3	-0.00922	-0.02766
101	SLU 4	-0.00667	-0.02002	SLV fondazioni 13	-0.00442	-0.01325
102	SLU 4	-0.02523	-0.07569	SLU 1	-0.01404	-0.04212
103	SLU 4	-0.03819	-0.11458	SLU 1	-0.02139	-0.06416
104	SLU 4	-0.04705	-0.14116	SLU 1	-0.02694	-0.08083
105	SLU 4	-0.0529	-0.1587	SLU 1	-0.03092	-0.09275
106	SLU 4	-0.0566	-0.16979	SLU 1	-0.03361	-0.10083
107	SLU 4	-0.05849	-0.17547	SLU 1	-0.0351	-0.10529
108	SLU 4	-0.059	-0.17699	SLU 1	-0.03557	-0.1067
109	SLU 4	-0.05839	-0.17517	SLU 1	-0.03517	-0.1055
110	SLU 4	-0.05687	-0.1706	SLU 1	-0.03402	-0.10205
111	SLU 4	-0.05361	-0.16083	SLU 1	-0.03151	-0.09454
112	SLU 4	-0.04735	-0.14206	SLU 1	-0.02715	-0.08145
113	SLU 4	-0.03595	-0.10784	SLU 1	-0.02048	-0.06143
114	SLU 4	-0.0153	-0.04589	SLV fondazioni 1	-0.0091	-0.02731
115	SLU 4	-0.0065	-0.0195	SLV fondazioni 13	-0.00427	-0.01282
116	SLU 4	-0.02342	-0.07027	SLU 1	-0.01305	-0.03916
117	SLU 4	-0.03552	-0.10657	SLU 1	-0.01982	-0.05947
118	SLU 4	-0.04398	-0.13194	SLU 1	-0.025	-0.075
119	SLU 4	-0.04968	-0.14904	SLU 1	-0.02873	-0.0862
120	SLU 4	-0.05337	-0.16011	SLU 1	-0.03129	-0.09388
121	SLU 4	-0.05533	-0.16598	SLU 1	-0.03273	-0.09819
122	SLU 4	-0.05591	-0.16774	SLU 1	-0.03321	-0.09964
123	SLU 4	-0.05538	-0.16614	SLU 1	-0.03288	-0.09864
124	SLU 4	-0.0539	-0.16171	SLU 1	-0.03184	-0.09551
125	SLU 4	-0.05064	-0.15192	SLU 1	-0.02951	-0.08853
126	SLU 4	-0.04449	-0.13348	SLU 1	-0.02545	-0.07634
127	SLU 4	-0.03374	-0.10123	SLU 1	-0.0193	-0.05791
128	SLU 4	-0.015	-0.04499	SLV fondazioni 1	-0.00886	-0.02659
129	SLU 4	-0.0062	-0.01859	SLV fondazioni 13	-0.00405	-0.01215
130	SLU 4	-0.02037	-0.06111	SLU 1	-0.0114	-0.03421
131	SLU 4	-0.03095	-0.09286	SLU 1	-0.01719	-0.05158
132	SLU 4	-0.03862	-0.11585	SLU 1	-0.0217	-0.06509
133	SLU 4	-0.04395	-0.13185	SLU 1	-0.025	-0.075
134	SLU 4	-0.04753	-0.14258	SLU 1	-0.0273	-0.08191
135	SLU 4	-0.04951	-0.14853	SLU 1	-0.02863	-0.0859
136	SLU 4	-0.05019	-0.15058	SLU 1	-0.02913	-0.08738
137	SLU 4	-0.04979	-0.14937	SLU 1	-0.0289	-0.08671
138	SLU 4	-0.04845	-0.14536	SLU 1	-0.02805	-0.08415
139	SLU 4	-0.04531	-0.13592	SLU 1	-0.02604	-0.07813
140	SLU 4	-0.03952	-0.11856	SLU 1	-0.02253	-0.06759
141	SLU 4	-0.03	-0.09	SLV fondazioni 1	-0.01723	-0.05168
142	SLU 4	-0.01446	-0.04337	SLV fondazioni 1	-0.00848	-0.02543
143	SLU 4	-0.00572	-0.01715	SLV fondazioni 13	-0.00372	-0.01117
144	SLU 4	-0.01606	-0.04818	SLU 1	-0.00912	-0.02736
145	SLU 4	-0.02435	-0.07304	SLU 1	-0.01349	-0.04047
146	SLU 4	-0.03063	-0.09189	SLU 1	-0.01698	-0.05095
147	SLU 4	-0.03518	-0.10555	SLU 1	-0.01961	-0.05883
148	SLU 4	-0.03836	-0.11507	SLU 1	-0.02149	-0.06448
149	SLU 4	-0.04021	-0.12063	SLU 1	-0.02263	-0.06789

**PIAZZALE TRIAGE-FABBRICATO-ALLEGATO
ALLA REL. PREDIMENSIONAMENTO
STRUTTURE**

Codice documento
SF0272_F0

<i>Rev</i> F0	<i>Data</i> 20/06/2011
------------------	---------------------------

Nodo	Contesto	uz min	Minima	Contesto	uz max	Massima
150	SLU 4	-0.04095	-0.12286	SLU 1	-0.02312	-0.06935
151	SLU 4	-0.04077	-0.1223	SLU 1	-0.02304	-0.06913
152	SLU 4	-0.03976	-0.11928	SLU 1	-0.02248	-0.06744
153	SLU 4	-0.03706	-0.11118	SLU 1	-0.02098	-0.06294
154	SLU 4	-0.03216	-0.09649	SLU 1	-0.01833	-0.05498
155	SLU 4	-0.02468	-0.07404	SLV fondazioni 1	-0.0141	-0.04231
156	SLU 4	-0.0136	-0.04079	SLV fondazioni 1	-0.00791	-0.02373
157	SLU 4	-0.00483	-0.0145	SLV fondazioni 13	-0.00318	-0.00955
158	SLU 4	-0.01056	-0.03167	SLU 1	-0.00629	-0.01888
159	SLU 4	-0.01561	-0.04683	SLU 1	-0.00882	-0.02645
160	SLU 4	-0.01963	-0.05889	SLU 1	-0.01091	-0.03272
161	SLU 4	-0.02267	-0.068	SLU 1	-0.01253	-0.0376
162	SLU 4	-0.02488	-0.07463	SLU 1	-0.01376	-0.04127
163	SLU 4	-0.02627	-0.07882	SLU 1	-0.01457	-0.0437
164	SLU 4	-0.02698	-0.08095	SLU 1	-0.01501	-0.04504
165	SLU 4	-0.02711	-0.08134	SLU 1	-0.01515	-0.04544
166	SLU 4	-0.02677	-0.08032	SLU 1	-0.01501	-0.04503
167	SLU 4	-0.02524	-0.07573	SLU 1	-0.01431	-0.04292
168	SLU 4	-0.0222	-0.06661	SLV fondazioni 1	-0.01274	-0.03822
169	SLU 4	-0.01784	-0.05351	SLV fondazioni 1	-0.01016	-0.03048
170	SLU 4	-0.01218	-0.03654	SLV fondazioni 1	-0.00705	-0.02115
171	SLU 3	-0.00369	-0.01107	SLV fondazioni 9	-0.00226	-0.00679
172	SLU 4	-0.00452	-0.01356	SLV fondazioni 9	-0.00297	-0.0089
173	SLU 4	-0.00505	-0.01516	SLV fondazioni 9	-0.00329	-0.00987
174	SLU 4	-0.0053	-0.01591	SLV fondazioni 9	-0.00347	-0.01042
175	SLU 4	-0.00553	-0.01659	SLV fondazioni 5	-0.00365	-0.01095
176	SLU 4	-0.00583	-0.01749	SLV fondazioni 5	-0.00381	-0.01144
177	SLU 4	-0.00623	-0.0187	SLV fondazioni 5	-0.00403	-0.0121
178	SLU 4	-0.00677	-0.0203	SLV fondazioni 5	-0.00432	-0.01296
179	SLU 4	-0.00743	-0.02228	SLV fondazioni 5	-0.00467	-0.01402
180	SLU 4	-0.00818	-0.02453	SLV fondazioni 1	-0.00503	-0.01508
181	SLU 4	-0.00913	-0.0274	SLV fondazioni 1	-0.00547	-0.01642
182	SLU 4	-0.00998	-0.02995	SLV fondazioni 1	-0.00587	-0.01761
183	SLU 4	-0.01051	-0.03152	SLV fondazioni 1	-0.0061	-0.0183
184	SLU 4	-0.01001	-0.03003	SLV fondazioni 1	-0.00582	-0.01747
485	SLV fondazioni 5	-0.18092	-0.54275	SLV fondazioni 11	-0.06805	-0.20415
486	SLV fondazioni 5	-0.18059	-0.54176	SLV fondazioni 11	-0.06836	-0.20507
487	SLV fondazioni 5	-0.18223	-0.54668	SLV fondazioni 11	-0.06951	-0.20854
488	SLV fondazioni 5	-0.18564	-0.55693	SLV fondazioni 11	-0.07119	-0.21356
489	SLV fondazioni 5	-0.18983	-0.56948	SLV fondazioni 11	-0.0727	-0.21811
490	SLV fondazioni 5	-0.19404	-0.58213	SLV fondazioni 11	-0.07377	-0.2213
491	SLV fondazioni 5	-0.19789	-0.59368	SLV fondazioni 11	-0.07433	-0.223
492	SLV fondazioni 5	-0.20123	-0.6037	SLV fondazioni 11	-0.07446	-0.22339
493	SLV fondazioni 5	-0.20398	-0.61193	SLV fondazioni 11	-0.07425	-0.22274
494	SLV fondazioni 5	-0.20615	-0.61846	SLV fondazioni 11	-0.07378	-0.22135
495	SLV fondazioni 5	-0.2078	-0.62339	SLV fondazioni 11	-0.07319	-0.21956
496	SLV fondazioni 5	-0.20895	-0.62685	SLV fondazioni 11	-0.07256	-0.21768
497	SLV fondazioni 5	-0.20963	-0.62888	SLV fondazioni 11	-0.072	-0.21601
498	SLV fondazioni 5	-0.20984	-0.62953	SLV fondazioni 11	-0.0716	-0.21479
499	SLV fondazioni 5	-0.20965	-0.62896	SLV fondazioni 11	-0.07141	-0.21423
500	SLV fondazioni 5	-0.20911	-0.62732	SLV fondazioni 11	-0.07142	-0.21425
501	SLV fondazioni 5	-0.20821	-0.62463	SLV fondazioni 11	-0.07163	-0.2149
502	SLV fondazioni 5	-0.20697	-0.62092	SLV fondazioni 11	-0.07206	-0.21618
503	SLV fondazioni 5	-0.20539	-0.61618	SLV fondazioni 11	-0.07269	-0.21807

**PIAZZALE TRIAGE-FABBRICATO-ALLEGATO
ALLA REL. PREDIMENSIONAMENTO
STRUTTURE**

Codice documento
SF0272_F0

<i>Rev</i>	<i>Data</i>
F0	20/06/2011

Nodo	Contesto	uz min	Minima	Contesto	uz max	Massima
504	SLV fondazioni 5	-0.20347	-0.61042	SLV fondazioni 11	-0.07352	-0.22055
505	SLV fondazioni 5	-0.20124	-0.60372	SLV fondazioni 11	-0.07449	-0.22347
506	SLV fondazioni 9	-0.1988	-0.59639	SLV fondazioni 7	-0.07547	-0.2264
507	SLV fondazioni 9	-0.19618	-0.58855	SLV fondazioni 7	-0.07637	-0.22911
508	SLV fondazioni 9	-0.19326	-0.57977	SLV fondazioni 7	-0.07728	-0.23185
509	SLV fondazioni 9	-0.18996	-0.56988	SLV fondazioni 7	-0.0782	-0.23461
510	SLU 4	-0.18762	-0.56287	SLV fondazioni 7	-0.07908	-0.23724
511	SLU 4	-0.18519	-0.55556	SLV fondazioni 7	-0.07985	-0.23956
512	SLU 4	-0.18232	-0.54697	SLV fondazioni 7	-0.08047	-0.2414
513	SLU 4	-0.17901	-0.53702	SLV fondazioni 7	-0.08086	-0.24258
514	SLU 4	-0.17525	-0.52575	SLV fondazioni 7	-0.08098	-0.24295
515	SLU 4	-0.17115	-0.51345	SLV fondazioni 7	-0.0808	-0.24241
516	SLU 4	-0.16689	-0.50066	SLV fondazioni 7	-0.08031	-0.24094
517	SLU 4	-0.16279	-0.48838	SLV fondazioni 7	-0.07958	-0.23875
518	SLU 4	-0.15936	-0.47807	SLV fondazioni 7	-0.0788	-0.23639
519	SLU 4	-0.15721	-0.47162	SLV fondazioni 7	-0.07829	-0.23488
520	SLU 4	-0.15669	-0.47008	SLV fondazioni 7	-0.07829	-0.23488
521	SLU 4	-0.1576	-0.4728	SLV fondazioni 7	-0.07861	-0.23584
522	SLU 4	-0.15913	-0.4774	SLV fondazioni 7	-0.07884	-0.23651
523	SLU 4	-0.16061	-0.48183	SLV fondazioni 7	-0.0787	-0.23611
524	SLU 4	-0.16144	-0.48432	SLV fondazioni 7	-0.0781	-0.23429
525	SLU 4	-0.16143	-0.4843	SLV fondazioni 7	-0.07709	-0.23126
526	SLV fondazioni 5	-0.16372	-0.49115	SLV fondazioni 11	-0.06535	-0.19606
527	SLV fondazioni 5	-0.16241	-0.48723	SLV fondazioni 11	-0.06645	-0.19934
528	SLU 4	-0.16053	-0.48158	SLV fondazioni 11	-0.06743	-0.2023
529	SLU 4	-0.15866	-0.47597	SLV fondazioni 11	-0.06818	-0.20454
530	SLU 4	-0.15642	-0.46925	SLV fondazioni 11	-0.06864	-0.20592
531	SLU 4	-0.15425	-0.46275	SLV fondazioni 11	-0.06887	-0.2066
532	SLU 4	-0.15274	-0.45822	SLV fondazioni 11	-0.06906	-0.20719
533	SLU 4	-0.15263	-0.45788	SLV fondazioni 11	-0.06965	-0.20894
534	SLU 4	-0.15432	-0.46296	SLV fondazioni 11	-0.07088	-0.21263
535	SLU 4	-0.15736	-0.47207	SLV fondazioni 11	-0.07251	-0.21753
536	SLU 4	-0.16095	-0.48285	SLV fondazioni 11	-0.07415	-0.22244
537	SLU 4	-0.16449	-0.49348	SLV fondazioni 7	-0.07517	-0.22552
538	SLU 4	-0.16757	-0.50271	SLV fondazioni 7	-0.07471	-0.22413
539	SLU 4	-0.16992	-0.50975	SLV fondazioni 7	-0.07402	-0.22206
540	SLV fondazioni 9	-0.17181	-0.51544	SLV fondazioni 7	-0.07314	-0.21941
541	SLV fondazioni 9	-0.17373	-0.5212	SLV fondazioni 7	-0.07209	-0.21627
542	SLV fondazioni 9	-0.17455	-0.52366	SLV fondazioni 7	-0.07084	-0.21251
543	SLV fondazioni 9	-0.17438	-0.52314	SLV fondazioni 7	-0.06934	-0.20803
544	SLV fondazioni 9	-0.17345	-0.52036	SLV fondazioni 7	-0.06757	-0.20271
545	SLV fondazioni 9	-0.17219	-0.51658	SLV fondazioni 7	-0.06556	-0.19668
546	SLV fondazioni 9	-0.17127	-0.5138	SLV fondazioni 7	-0.06358	-0.19073
547	SLV fondazioni 9	-0.17148	-0.51445	SLV fondazioni 7	-0.06219	-0.18657
548	SLV fondazioni 9	-0.17311	-0.51933	SLV fondazioni 7	-0.06164	-0.18493
549	SLU 4	-0.17333	-0.51998	SLV fondazioni 11	-0.07586	-0.22757
550	SLU 4	-0.1713	-0.51389	SLV fondazioni 11	-0.07528	-0.22584
551	SLU 4	-0.17023	-0.5107	SLV fondazioni 11	-0.07568	-0.22704
552	SLU 4	-0.16973	-0.50919	SLV fondazioni 11	-0.07654	-0.22963
553	SLU 4	-0.16946	-0.50838	SLV fondazioni 11	-0.07748	-0.23244
554	SLU 4	-0.16932	-0.50797	SLV fondazioni 11	-0.07841	-0.23522
555	SLU 4	-0.16925	-0.50776	SLV fondazioni 11	-0.07929	-0.23787
556	SLU 4	-0.16921	-0.50764	SLV fondazioni 11	-0.08013	-0.24038
557	SLU 4	-0.16918	-0.50753	SLV fondazioni 11	-0.0809	-0.24271

**PIAZZALE TRIAGE-FABBRICATO-ALLEGATO
ALLA REL. PREDIMENSIONAMENTO
STRUTTURE**

Codice documento
SF0272_F0

<i>Rev</i>	<i>Data</i>
F0	20/06/2011

Nodo	Contesto	uz min	Minima	Contesto	uz max	Massima
558	SLU 4	-0.16912	-0.50735	SLV fondazioni 11	-0.08162	-0.24485
559	SLU 4	-0.16903	-0.50708	SLV fondazioni 11	-0.08227	-0.24681
560	SLU 4	-0.16889	-0.50667	SLV fondazioni 11	-0.08287	-0.24861
561	SLU 4	-0.1687	-0.50611	SLV fondazioni 11	-0.08342	-0.25026
562	SLU 4	-0.16846	-0.50538	SLV fondazioni 11	-0.08393	-0.25179
563	SLU 4	-0.16818	-0.50455	SLV fondazioni 11	-0.08436	-0.25307
564	SLU 4	-0.16786	-0.50357	SLV fondazioni 11	-0.08476	-0.25428
565	SLU 4	-0.16747	-0.50241	SLV fondazioni 11	-0.08514	-0.25542
566	SLU 4	-0.16703	-0.50109	SLV fondazioni 11	-0.08549	-0.25648
567	SLU 4	-0.16653	-0.49958	SLV fondazioni 11	-0.08583	-0.25748
568	SLU 4	-0.16596	-0.49789	SLV fondazioni 11	-0.08613	-0.25839
569	SLU 4	-0.16534	-0.49602	SLV fondazioni 11	-0.08638	-0.25914
570	SLU 4	-0.16465	-0.49396	SLV fondazioni 7	-0.08648	-0.25945
571	SLU 4	-0.1639	-0.49171	SLV fondazioni 7	-0.0864	-0.2592
572	SLU 4	-0.16309	-0.48928	SLV fondazioni 7	-0.08622	-0.25867
573	SLU 4	-0.16223	-0.48669	SLV fondazioni 7	-0.086	-0.25799
574	SLU 4	-0.16131	-0.48394	SLV fondazioni 7	-0.08572	-0.25716
575	SLU 4	-0.16035	-0.48105	SLV fondazioni 7	-0.08539	-0.25618
576	SLU 4	-0.15936	-0.47807	SLV fondazioni 7	-0.08501	-0.25504
577	SLU 4	-0.15834	-0.47502	SLV fondazioni 7	-0.08458	-0.25375
578	SLU 4	-0.15732	-0.47196	SLV fondazioni 7	-0.0841	-0.25231
579	SLU 4	-0.15632	-0.46896	SLV fondazioni 7	-0.08357	-0.25071
580	SLU 4	-0.15535	-0.46604	SLV fondazioni 7	-0.08298	-0.24895
581	SLU 4	-0.1544	-0.46321	SLV fondazioni 7	-0.08233	-0.24698
582	SLU 4	-0.15344	-0.46031	SLV fondazioni 7	-0.08158	-0.24475
583	SLU 4	-0.15241	-0.45723	SLV fondazioni 7	-0.08081	-0.24242
584	SLU 4	-0.15145	-0.45435	SLV fondazioni 7	-0.08016	-0.24048
585	SLU 4	-0.15042	-0.45127	SLV fondazioni 7	-0.07944	-0.23832
586	SLU 4	-0.14936	-0.44809	SLV fondazioni 7	-0.0786	-0.23579
587	SLU 4	-0.14828	-0.44485	SLV fondazioni 7	-0.07764	-0.23292
588	SLU 4	-0.14708	-0.44125	SLV fondazioni 7	-0.07653	-0.2296
589	SLU 4	-0.14576	-0.43728	SLV fondazioni 3	-0.07498	-0.22495
604	SLU 4	-0.1431	-0.4293	SLV fondazioni 15	-0.06265	-0.18796
605	SLU 4	-0.144	-0.43199	SLV fondazioni 15	-0.06625	-0.19875
606	SLU 4	-0.14479	-0.43436	SLV fondazioni 11	-0.06965	-0.20894
607	SLU 4	-0.14545	-0.43636	SLV fondazioni 11	-0.07055	-0.21165
608	SLU 4	-0.1461	-0.43831	SLV fondazioni 11	-0.07136	-0.21409
609	SLU 4	-0.14677	-0.44031	SLV fondazioni 11	-0.0721	-0.21629
610	SLU 4	-0.14742	-0.44226	SLV fondazioni 11	-0.07274	-0.21822
611	SLU 4	-0.148	-0.44401	SLV fondazioni 11	-0.07339	-0.22016
612	SLU 4	-0.14872	-0.44615	SLV fondazioni 11	-0.07434	-0.22302
613	SLU 4	-0.14937	-0.4481	SLV fondazioni 11	-0.0753	-0.22591
614	SLU 4	-0.15	-0.45001	SLV fondazioni 11	-0.07619	-0.22857
615	SLU 4	-0.15069	-0.45206	SLV fondazioni 11	-0.07699	-0.23096
616	SLU 4	-0.15141	-0.45424	SLV fondazioni 7	-0.07633	-0.22899
617	SLU 4	-0.15217	-0.45652	SLV fondazioni 7	-0.07555	-0.22664
618	SLU 4	-0.15295	-0.45884	SLV fondazioni 7	-0.07472	-0.22415
619	SLU 4	-0.15371	-0.46114	SLV fondazioni 7	-0.07386	-0.22159
620	SLU 4	-0.15449	-0.46348	SLV fondazioni 7	-0.07296	-0.21887
621	SLU 4	-0.1553	-0.4659	SLV fondazioni 7	-0.072	-0.216
622	SLU 4	-0.15616	-0.46849	SLV fondazioni 7	-0.071	-0.21301
623	SLU 4	-0.15713	-0.47139	SLV fondazioni 7	-0.06998	-0.20995
624	SLV fondazioni 9	-0.15876	-0.47628	SLV fondazioni 7	-0.06902	-0.20707
625	SLV fondazioni 9	-0.16174	-0.48522	SLV fondazioni 7	-0.06846	-0.20539

**PIAZZALE TRIAGE-FABBRICATO-ALLEGATO
ALLA REL. PREDIMENSIONAMENTO
STRUTTURE**

Codice documento
SF0272_F0

<i>Rev</i>	<i>Data</i>
F0	20/06/2011

Nodo	Contesto	uz min	Minima	Contesto	uz max	Massima
626	SLV fondazioni 9	-0.16499	-0.49497	SLV fondazioni 7	-0.06882	-0.20645
627	SLU 4	-0.17456	-0.52369	SLV fondazioni 11	-0.08369	-0.25106
628	SLU 4	-0.16964	-0.50892	SLV fondazioni 11	-0.08152	-0.24457
629	SLU 4	-0.16375	-0.49126	SLV fondazioni 11	-0.07984	-0.23952
630	SLU 4	-0.1579	-0.47371	SLV fondazioni 11	-0.07881	-0.23644
631	SLU 4	-0.15286	-0.45859	SLV fondazioni 11	-0.07835	-0.23506
632	SLU 4	-0.14882	-0.44645	SLV fondazioni 11	-0.07841	-0.23523
633	SLU 4	-0.14573	-0.43718	SLV fondazioni 11	-0.07893	-0.23678
634	SLU 4	-0.14344	-0.43033	SLV fondazioni 11	-0.0798	-0.23941
635	SLU 4	-0.14183	-0.42548	SLV fondazioni 11	-0.08092	-0.24276
636	SLU 4	-0.14071	-0.42214	SLV fondazioni 11	-0.08217	-0.2465
637	SLU 4	-0.13995	-0.41985	SLV fondazioni 11	-0.08343	-0.25029
638	SLU 4	-0.13942	-0.41826	SLV fondazioni 11	-0.08462	-0.25387
639	SLU 4	-0.13903	-0.41709	SLV fondazioni 11	-0.08568	-0.25704
640	SLU 4	-0.13871	-0.41612	SLV fondazioni 11	-0.08655	-0.25966
641	SLU 4	-0.13844	-0.41531	SLV fondazioni 11	-0.08717	-0.26151
642	SLU 4	-0.13816	-0.41448	SLV fondazioni 11	-0.08763	-0.2629
643	SLU 4	-0.13786	-0.41357	SLV fondazioni 11	-0.08796	-0.26387
644	SLU 4	-0.13753	-0.41258	SLV fondazioni 11	-0.08816	-0.26447
645	SLU 4	-0.13716	-0.41149	SLV fondazioni 11	-0.08824	-0.26473
646	SLU 4	-0.13678	-0.41033	SLV fondazioni 11	-0.08822	-0.26467
647	SLU 4	-0.13637	-0.40912	SLV fondazioni 11	-0.08807	-0.26422
648	SLU 4	-0.13597	-0.40791	SLV fondazioni 7	-0.08773	-0.2632
649	SLU 4	-0.1356	-0.4068	SLV fondazioni 7	-0.08717	-0.2615
650	SLU 4	-0.1353	-0.4059	SLV fondazioni 7	-0.08646	-0.25939
651	SLU 4	-0.13512	-0.40537	SLV fondazioni 7	-0.08568	-0.25704
652	SLU 4	-0.13513	-0.40539	SLV fondazioni 7	-0.08487	-0.2546
653	SLU 4	-0.1354	-0.40621	SLV fondazioni 7	-0.08408	-0.25225
654	SLU 4	-0.13602	-0.40806	SLV fondazioni 7	-0.0834	-0.2502
655	SLU 4	-0.13708	-0.41123	SLV fondazioni 7	-0.08289	-0.24867
656	SLU 4	-0.13864	-0.41593	SLV fondazioni 7	-0.08261	-0.24784
657	SLU 4	-0.14074	-0.42223	SLV fondazioni 7	-0.08261	-0.24784
658	SLU 4	-0.14331	-0.42993	SLV fondazioni 7	-0.08288	-0.24863
659	SLU 4	-0.14609	-0.43828	SLV fondazioni 7	-0.08329	-0.24987
660	SLU 4	-0.14851	-0.44553	SLV fondazioni 7	-0.0836	-0.25079
661	SLU 4	-0.14937	-0.4481	SLV fondazioni 7	-0.08333	-0.25
662	SLU 4	-0.14709	-0.44128	SLV fondazioni 7	-0.08179	-0.24538
663	SLU 4	-0.14314	-0.42941	SLV fondazioni 7	-0.07944	-0.23831
664	SLU 4	-0.13884	-0.41651	SLV fondazioni 7	-0.07688	-0.23064
665	SLU 4	-0.13472	-0.40416	SLV fondazioni 7	-0.0744	-0.22319
666	SLU 4	-0.13082	-0.39245	SLV fondazioni 3	-0.07146	-0.21438
667	SLU 4	-0.12698	-0.38094	SLV fondazioni 3	-0.06789	-0.20366
682	SLU 4	-0.12192	-0.36576	SLV fondazioni 15	-0.05705	-0.17116
683	SLU 4	-0.12495	-0.37485	SLV fondazioni 15	-0.06127	-0.18381
684	SLU 4	-0.12806	-0.38417	SLV fondazioni 15	-0.06548	-0.19643
685	SLU 4	-0.13143	-0.3943	SLV fondazioni 15	-0.06973	-0.20919
686	SLU 4	-0.13521	-0.40564	SLV fondazioni 11	-0.07208	-0.21625
687	SLU 4	-0.13925	-0.41776	SLV fondazioni 11	-0.07398	-0.22195
688	SLU 4	-0.14298	-0.42894	SLV fondazioni 11	-0.07575	-0.22725
689	SLU 4	-0.14505	-0.43516	SLV fondazioni 11	-0.07691	-0.23073
690	SLU 4	-0.1439	-0.43171	SLV fondazioni 11	-0.07703	-0.2311
691	SLU 4	-0.14113	-0.42339	SLV fondazioni 11	-0.07655	-0.22965
692	SLU 4	-0.13814	-0.41442	SLV fondazioni 11	-0.07596	-0.22789
693	SLU 4	-0.13561	-0.40682	SLV fondazioni 11	-0.07554	-0.22663

**PIAZZALE TRIAGE-FABBRICATO-ALLEGATO
ALLA REL. PREDIMENSIONAMENTO
STRUTTURE**

Codice documento
SF0272_F0

<i>Rev</i>	<i>Data</i>
F0	20/06/2011

Nodo	Contesto	uz min	Minima	Contesto	uz max	Massima
694	SLU 4	-0.13383	-0.40149	SLV fondazioni 7	-0.07453	-0.22358
695	SLU 4	-0.13293	-0.39878	SLV fondazioni 7	-0.07331	-0.21994
696	SLU 4	-0.13295	-0.39884	SLV fondazioni 7	-0.07238	-0.21714
697	SLU 4	-0.13388	-0.40165	SLV fondazioni 7	-0.07172	-0.21516
698	SLU 4	-0.13577	-0.4073	SLV fondazioni 7	-0.07132	-0.21395
699	SLU 4	-0.13863	-0.4159	SLV fondazioni 7	-0.0712	-0.21361
700	SLU 4	-0.14251	-0.42752	SLV fondazioni 7	-0.07142	-0.21425
701	SLU 4	-0.14733	-0.442	SLV fondazioni 7	-0.07199	-0.21597
702	SLU 4	-0.1529	-0.4587	SLV fondazioni 7	-0.07296	-0.21887
703	SLU 4	-0.15851	-0.47553	SLV fondazioni 7	-0.07438	-0.22314
704	SLU 4	-0.1635	-0.49051	SLV fondazioni 7	-0.07621	-0.22862
705	SLU 4	-0.17717	-0.53152	SLV fondazioni 11	-0.09224	-0.27671
706	SLU 4	-0.16854	-0.50563	SLV fondazioni 11	-0.08785	-0.26354
707	SLU 4	-0.15737	-0.4721	SLV fondazioni 11	-0.08313	-0.24938
708	SLU 4	-0.1458	-0.43739	SLV fondazioni 11	-0.07907	-0.2372
709	SLU 4	-0.13573	-0.40718	SLV fondazioni 11	-0.07605	-0.22814
710	SLU 4	-0.12767	-0.38301	SLV fondazioni 11	-0.07414	-0.22241
711	SLU 4	-0.12158	-0.36475	SLV fondazioni 11	-0.07323	-0.21969
712	SLU 4	-0.11716	-0.35148	SLV fondazioni 11	-0.07312	-0.21937
713	SLU 4	-0.11411	-0.34232	SLV fondazioni 11	-0.07355	-0.22066
714	SLU 4	-0.11208	-0.33623	SLV fondazioni 15	-0.07409	-0.22227
715	SLU 4	-0.11077	-0.33232	SLV fondazioni 15	-0.07417	-0.22251
716	SLU 4	-0.10995	-0.32986	SLV fondazioni 11	-0.07406	-0.22218
717	SLU 4	-0.10944	-0.32832	SLV fondazioni 11	-0.07314	-0.21941
718	SLU 4	-0.1091	-0.32731	SLV fondazioni 11	-0.07209	-0.21627
719	SLU 4	-0.10887	-0.32661	SLV fondazioni 11	-0.07124	-0.21373
720	SLU 4	-0.10867	-0.326	SLV fondazioni 11	-0.07056	-0.21167
721	SLU 4	-0.10846	-0.32538	SLV fondazioni 11	-0.07005	-0.21016
722	SLU 4	-0.10824	-0.32472	SLV fondazioni 11	-0.06975	-0.20924
723	SLU 4	-0.10801	-0.32403	SLV fondazioni 11	-0.06964	-0.20891
724	SLU 4	-0.10777	-0.32332	SLV fondazioni 11	-0.06973	-0.20918
725	SLU 4	-0.10756	-0.32267	SLV fondazioni 11	-0.07	-0.21001
726	SLU 4	-0.1074	-0.32219	SLV fondazioni 7	-0.07043	-0.21128
727	SLU 4	-0.10735	-0.32205	SLV fondazioni 7	-0.07095	-0.21285
728	SLU 4	-0.10749	-0.32247	SLV fondazioni 7	-0.07159	-0.21478
729	SLU 4	-0.10792	-0.32375	SLV fondazioni 7	-0.07233	-0.21699
730	SLU 4	-0.10876	-0.32629	SLV fondazioni 7	-0.0731	-0.21929
731	SLU 4	-0.11019	-0.33056	SLV fondazioni 7	-0.07382	-0.22146
732	SLU 4	-0.11237	-0.3371	SLV fondazioni 7	-0.07454	-0.22361
733	SLU 4	-0.11548	-0.34643	SLV fondazioni 7	-0.07541	-0.22623
734	SLU 4	-0.11967	-0.35902	SLV fondazioni 7	-0.07665	-0.22995
735	SLU 4	-0.12501	-0.37502	SLV fondazioni 7	-0.07839	-0.23517
736	SLU 4	-0.13132	-0.39397	SLV fondazioni 7	-0.08062	-0.24186
737	SLU 4	-0.13809	-0.41427	SLV fondazioni 7	-0.0831	-0.24929
738	SLU 4	-0.14407	-0.43222	SLV fondazioni 7	-0.08523	-0.25568
739	SLU 4	-0.1468	-0.4404	SLV fondazioni 7	-0.08591	-0.25774
740	SLU 4	-0.14322	-0.42965	SLV fondazioni 7	-0.08357	-0.25072
741	SLU 4	-0.13608	-0.40825	SLV fondazioni 7	-0.07933	-0.23799
742	SLU 4	-0.12818	-0.38454	SLV fondazioni 7	-0.0746	-0.2238
743	SLU 4	-0.12064	-0.36193	SLV fondazioni 3	-0.06971	-0.20913
744	SLU 4	-0.11367	-0.341	SLV fondazioni 3	-0.06461	-0.19384
745	SLU 4	-0.10694	-0.32083	SLV fondazioni 3	-0.05963	-0.1789
760	SLU 4	-0.09979	-0.29936	SLV fondazioni 15	-0.04984	-0.14951
761	SLU 4	-0.10522	-0.31566	SLV fondazioni 15	-0.05498	-0.16493

**PIAZZALE TRIAGE-FABBRICATO-ALLEGATO
ALLA REL. PREDIMENSIONAMENTO
STRUTTURE**

Codice documento
SF0272_F0

<i>Rev</i>	<i>Data</i>
F0	20/06/2011

Nodo	Contesto	uz min	Minima	Contesto	uz max	Massima
762	SLU 4	-0.11088	-0.33264	SLV fondazioni 15	-0.06016	-0.18047
763	SLU 4	-0.1172	-0.3516	SLV fondazioni 15	-0.06555	-0.19665
764	SLU 4	-0.12437	-0.3731	SLV fondazioni 15	-0.07127	-0.2138
765	SLU 4	-0.13205	-0.39616	SLV fondazioni 11	-0.07517	-0.2255
766	SLU 4	-0.13905	-0.41714	SLV fondazioni 11	-0.07858	-0.23574
767	SLU 4	-0.14256	-0.42769	SLV fondazioni 11	-0.08042	-0.24125
768	SLU 4	-0.1395	-0.41851	SLV fondazioni 11	-0.07942	-0.23826
769	SLU 4	-0.13304	-0.39912	SLV fondazioni 11	-0.07687	-0.2306
770	SLU 4	-0.12608	-0.37825	SLV fondazioni 11	-0.07403	-0.2221
771	SLU 4	-0.12004	-0.36012	SLV fondazioni 11	-0.07159	-0.21478
772	SLU 4	-0.11554	-0.34661	SLV fondazioni 7	-0.06958	-0.20875
773	SLU 4	-0.11283	-0.33849	SLV fondazioni 7	-0.06751	-0.20252
774	SLU 4	-0.112	-0.33601	SLV fondazioni 7	-0.06625	-0.19875
775	SLU 4	-0.11308	-0.33923	SLV fondazioni 7	-0.06582	-0.19746
776	SLU 4	-0.11607	-0.34822	SLV fondazioni 7	-0.0662	-0.19859
777	SLU 4	-0.12108	-0.36324	SLV fondazioni 7	-0.06742	-0.20225
778	SLU 4	-0.12815	-0.38445	SLV fondazioni 7	-0.06952	-0.20857
779	SLU 4	-0.13715	-0.41146	SLV fondazioni 7	-0.07251	-0.21753
780	SLU 4	-0.14752	-0.44256	SLV fondazioni 7	-0.07627	-0.22881
781	SLU 4	-0.15759	-0.47276	SLV fondazioni 3	-0.08019	-0.24057
782	SLU 4	-0.16586	-0.49757	SLV fondazioni 3	-0.08211	-0.24633
783	SLU 4	-0.17995	-0.53985	SLV fondazioni 15	-0.10031	-0.30094
784	SLU 4	-0.16774	-0.50323	SLV fondazioni 11	-0.0942	-0.2826
785	SLU 4	-0.15206	-0.45617	SLV fondazioni 11	-0.08638	-0.25915
786	SLU 4	-0.13561	-0.40684	SLV fondazioni 11	-0.07899	-0.23696
787	SLU 4	-0.12112	-0.36336	SLV fondazioni 11	-0.07295	-0.21884
788	SLU 4	-0.10949	-0.32846	SLV fondazioni 11	-0.06853	-0.20558
789	SLU 4	-0.10073	-0.30218	SLV fondazioni 15	-0.065	-0.19501
790	SLU 4	-0.09441	-0.28323	SLV fondazioni 15	-0.06257	-0.1877
791	SLU 4	-0.09011	-0.27032	SLV fondazioni 15	-0.0608	-0.18241
792	SLU 4	-0.08731	-0.26193	SLV fondazioni 11	-0.05916	-0.17747
793	SLU 4	-0.08557	-0.25671	SLV fondazioni 9	-0.0565	-0.16951
794	SLU 4	-0.08454	-0.25361	SLV fondazioni 9	-0.0543	-0.16291
795	SLU 4	-0.08395	-0.25186	SLV fondazioni 9	-0.05254	-0.15763
796	SLU 4	-0.08363	-0.25088	SLV fondazioni 9	-0.05117	-0.15351
797	SLU 4	-0.08345	-0.25034	SLV fondazioni 9	-0.05022	-0.15067
798	SLU 4	-0.08332	-0.24995	SLV fondazioni 9	-0.04953	-0.14858
799	SLU 4	-0.0832	-0.2496	SLV fondazioni 9	-0.04906	-0.14718
800	SLU 4	-0.08308	-0.24924	SLV fondazioni 9	-0.04882	-0.14646
801	SLU 4	-0.08295	-0.24886	SLV fondazioni 9	-0.0488	-0.1464
802	SLU 4	-0.08284	-0.24853	SLV fondazioni 9	-0.04901	-0.14702
803	SLU 4	-0.08277	-0.24832	SLV fondazioni 9	-0.04945	-0.14834
804	SLU 4	-0.0828	-0.24841	SLV fondazioni 5	-0.05012	-0.15036
805	SLU 4	-0.08301	-0.24904	SLV fondazioni 5	-0.05104	-0.15312
806	SLU 4	-0.08351	-0.25053	SLV fondazioni 5	-0.05227	-0.1568
807	SLU 4	-0.08444	-0.25333	SLV fondazioni 5	-0.05388	-0.16164
808	SLU 4	-0.08601	-0.25803	SLV fondazioni 5	-0.05596	-0.16787
809	SLU 4	-0.08844	-0.26531	SLV fondazioni 7	-0.05858	-0.17573
810	SLU 4	-0.09199	-0.27598	SLV fondazioni 7	-0.06174	-0.18523
811	SLU 4	-0.09694	-0.29083	SLV fondazioni 7	-0.06533	-0.196
812	SLU 4	-0.1035	-0.31051	SLV fondazioni 3	-0.06884	-0.20651
813	SLU 4	-0.11174	-0.33521	SLV fondazioni 3	-0.07286	-0.21858
814	SLU 4	-0.12138	-0.36415	SLV fondazioni 3	-0.07754	-0.23262
815	SLU 4	-0.1316	-0.3948	SLV fondazioni 3	-0.08248	-0.24744

**PIAZZALE TRIAGE-FABBRICATO-ALLEGATO
ALLA REL. PREDIMENSIONAMENTO
STRUTTURE**

Codice documento
SF0272_F0

<i>Rev</i>	<i>Data</i>
F0	20/06/2011

Nodo	Contesto	uz min	Minima	Contesto	uz max	Massima
816	SLU 4	-0.14054	-0.42162	SLV fondazioni 3	-0.08672	-0.26015
817	SLU 4	-0.14473	-0.43418	SLV fondazioni 3	-0.08843	-0.26528
818	SLU 4	-0.14016	-0.42049	SLV fondazioni 3	-0.08529	-0.25586
819	SLU 4	-0.13038	-0.39114	SLV fondazioni 3	-0.07911	-0.23733
820	SLU 4	-0.11929	-0.35786	SLV fondazioni 3	-0.07207	-0.2162
821	SLU 4	-0.10864	-0.32592	SLV fondazioni 3	-0.06515	-0.19546
822	SLU 4	-0.09885	-0.29654	SLV fondazioni 3	-0.05863	-0.17589
823	SLU 4	-0.0895	-0.26849	SLV fondazioni 3	-0.05232	-0.15696
838	SLU 4	-0.08051	-0.24152	SLV fondazioni 15	-0.04295	-0.12885
839	SLU 4	-0.08813	-0.26439	SLV fondazioni 15	-0.04905	-0.14716
840	SLU 4	-0.09613	-0.28839	SLV fondazioni 15	-0.05524	-0.16572
841	SLU 4	-0.10515	-0.31544	SLV fondazioni 15	-0.06181	-0.18543
842	SLU 4	-0.11538	-0.34613	SLV fondazioni 15	-0.06888	-0.20663
843	SLU 4	-0.12626	-0.37878	SLV fondazioni 15	-0.07618	-0.22853
844	SLU 4	-0.13596	-0.40787	SLV fondazioni 11	-0.08147	-0.24442
845	SLU 4	-0.14055	-0.42164	SLV fondazioni 11	-0.08399	-0.25196
846	SLU 4	-0.13597	-0.4079	SLV fondazioni 11	-0.0819	-0.2457
847	SLU 4	-0.1264	-0.37921	SLV fondazioni 11	-0.07722	-0.23165
848	SLU 4	-0.11595	-0.34785	SLV fondazioni 11	-0.072	-0.21599
849	SLU 4	-0.10673	-0.32019	SLV fondazioni 11	-0.06738	-0.20213
850	SLU 4	-0.09973	-0.29918	SLV fondazioni 11	-0.06388	-0.19164
851	SLU 4	-0.09535	-0.28604	SLV fondazioni 7	-0.06106	-0.18318
852	SLU 4	-0.09373	-0.28119	SLV fondazioni 7	-0.05941	-0.17823
853	SLU 4	-0.09491	-0.28472	SLV fondazioni 7	-0.05922	-0.17767
854	SLU 4	-0.09892	-0.29675	SLV fondazioni 7	-0.06047	-0.18141
855	SLU 4	-0.10588	-0.31763	SLV fondazioni 7	-0.06318	-0.18955
856	SLU 4	-0.11583	-0.3475	SLV fondazioni 3	-0.06704	-0.20112
857	SLU 4	-0.12853	-0.38559	SLV fondazioni 3	-0.07158	-0.21473
858	SLU 4	-0.14301	-0.42904	SLV fondazioni 3	-0.07691	-0.23072
859	SLU 4	-0.15691	-0.47072	SLV fondazioni 3	-0.08191	-0.24572
860	SLU 4	-0.16835	-0.50505	SLV fondazioni 3	-0.08564	-0.25691
861	SLU 4	-0.18222	-0.54667	SLV fondazioni 15	-0.10376	-0.31127
862	SLU 4	-0.16719	-0.50157	SLV fondazioni 15	-0.0966	-0.2898
863	SLU 4	-0.14816	-0.44449	SLV fondazioni 15	-0.08721	-0.26164
864	SLU 4	-0.12814	-0.38443	SLV fondazioni 15	-0.07732	-0.23195
865	SLU 4	-0.11033	-0.331	SLV fondazioni 15	-0.06861	-0.20582
866	SLU 4	-0.09596	-0.28787	SLV fondazioni 15	-0.0617	-0.18509
867	SLU 4	-0.08511	-0.25534	SLV fondazioni 15	-0.05657	-0.16971
868	SLU 4	-0.07732	-0.23195	SLV fondazioni 15	-0.05271	-0.15814
869	SLU 4	-0.07205	-0.21614	SLV fondazioni 9	-0.0496	-0.1488
870	SLU 4	-0.06865	-0.20596	SLV fondazioni 9	-0.04598	-0.13793
871	SLU 4	-0.06659	-0.19976	SLV fondazioni 9	-0.04326	-0.12978
872	SLU 4	-0.06541	-0.19622	SLV fondazioni 9	-0.04125	-0.12376
873	SLU 4	-0.06478	-0.19433	SLV fondazioni 9	-0.03977	-0.11931
874	SLU 4	-0.06447	-0.19341	SLV fondazioni 9	-0.03868	-0.11605
875	SLU 4	-0.06434	-0.19302	SLV fondazioni 9	-0.03797	-0.11391
876	SLU 4	-0.06427	-0.19282	SLV fondazioni 9	-0.03747	-0.1124
877	SLU 4	-0.06423	-0.19268	SLV fondazioni 9	-0.03715	-0.11145
878	SLU 4	-0.06418	-0.19254	SLV fondazioni 9	-0.03701	-0.11102
879	SLU 4	-0.06414	-0.19241	SLV fondazioni 9	-0.03703	-0.1111
880	SLU 4	-0.06411	-0.19233	SLV fondazioni 9	-0.03724	-0.11173
881	SLU 4	-0.06415	-0.19245	SLV fondazioni 9	-0.03766	-0.11297
882	SLU 4	-0.06432	-0.19295	SLV fondazioni 5	-0.0383	-0.11491
883	SLU 4	-0.06471	-0.19413	SLV fondazioni 5	-0.03923	-0.11768

**PIAZZALE TRIAGE-FABBRICATO-ALLEGATO
ALLA REL. PREDIMENSIONAMENTO
STRUTTURE**

Codice documento
SF0272_F0

<i>Rev</i>	<i>Data</i>
F0	20/06/2011

Nodo	Contesto	uz min	Minima	Contesto	uz max	Massima
884	SLU 4	-0.06547	-0.19642	SLV fondazioni 5	-0.0405	-0.12149
885	SLU 4	-0.06679	-0.20037	SLV fondazioni 5	-0.04223	-0.12668
886	SLU 4	-0.06891	-0.20672	SLV fondazioni 5	-0.04456	-0.13367
887	SLU 4	-0.07212	-0.21635	SLV fondazioni 5	-0.04765	-0.14296
888	SLU 4	-0.07675	-0.23025	SLV fondazioni 5	-0.05168	-0.15504
889	SLU 4	-0.08314	-0.24942	SLV fondazioni 7	-0.05673	-0.17018
890	SLU 4	-0.09155	-0.27464	SLV fondazioni 3	-0.06152	-0.18457
891	SLU 4	-0.10202	-0.30607	SLV fondazioni 3	-0.06723	-0.20169
892	SLU 4	-0.1142	-0.3426	SLV fondazioni 3	-0.0737	-0.2211
893	SLU 4	-0.12697	-0.38091	SLV fondazioni 3	-0.08042	-0.24127
894	SLU 4	-0.13802	-0.41407	SLV fondazioni 3	-0.08619	-0.25857
895	SLU 4	-0.14323	-0.4297	SLV fondazioni 3	-0.08879	-0.26636
896	SLU 4	-0.13801	-0.41404	SLV fondazioni 3	-0.08549	-0.25648
897	SLU 4	-0.12633	-0.379	SLV fondazioni 3	-0.0784	-0.23519
898	SLU 4	-0.11286	-0.33858	SLV fondazioni 3	-0.07013	-0.21038
899	SLU 4	-0.09983	-0.29948	SLV fondazioni 3	-0.06197	-0.18591
900	SLU 4	-0.08784	-0.26351	SLV fondazioni 3	-0.0543	-0.16291
901	SLU 4	-0.07644	-0.22931	SLV fondazioni 3	-0.04693	-0.14078
916	SLU 4	-0.06599	-0.19798	SLV fondazioni 15	-0.03754	-0.11263
917	SLU 4	-0.07533	-0.22598	SLV fondazioni 15	-0.04445	-0.13335
918	SLU 4	-0.08518	-0.25553	SLV fondazioni 15	-0.0515	-0.15451
919	SLU 4	-0.0963	-0.28891	SLV fondazioni 15	-0.05907	-0.17722
920	SLU 4	-0.10889	-0.32667	SLV fondazioni 15	-0.06728	-0.20183
921	SLU 4	-0.12216	-0.36648	SLV fondazioni 15	-0.07573	-0.22719
922	SLU 4	-0.13378	-0.40134	SLV fondazioni 15	-0.08321	-0.24964
923	SLU 4	-0.13909	-0.41726	SLV fondazioni 15	-0.08721	-0.26163
924	SLU 4	-0.13344	-0.40031	SLV fondazioni 11	-0.08471	-0.25412
925	SLU 4	-0.12163	-0.36489	SLV fondazioni 11	-0.07815	-0.23445
926	SLU 4	-0.10856	-0.32567	SLV fondazioni 11	-0.0708	-0.2124
927	SLU 4	-0.09689	-0.29068	SLV fondazioni 11	-0.06421	-0.19262
928	SLU 4	-0.08793	-0.2638	SLV fondazioni 11	-0.05916	-0.17747
929	SLU 4	-0.08223	-0.24668	SLV fondazioni 7	-0.05577	-0.1673
930	SLU 4	-0.07998	-0.23993	SLV fondazioni 7	-0.05378	-0.16135
931	SLU 4	-0.08124	-0.24371	SLV fondazioni 7	-0.05384	-0.16151
932	SLU 4	-0.08604	-0.25813	SLV fondazioni 3	-0.0554	-0.16621
933	SLU 4	-0.09453	-0.28359	SLV fondazioni 3	-0.05835	-0.17506
934	SLU 4	-0.10671	-0.32012	SLV fondazioni 3	-0.06316	-0.18947
935	SLU 4	-0.12218	-0.36655	SLV fondazioni 3	-0.06955	-0.20865
936	SLU 4	-0.13969	-0.41908	SLV fondazioni 3	-0.07687	-0.2306
937	SLU 4	-0.15644	-0.46931	SLV fondazioni 3	-0.08367	-0.25101
938	SLU 4	-0.17039	-0.51116	SLV fondazioni 3	-0.08887	-0.26661
939	SLU 4	-0.18368	-0.55103	SLV fondazioni 15	-0.10673	-0.32018
940	SLU 4	-0.16687	-0.50061	SLV fondazioni 15	-0.09847	-0.2954
941	SLU 4	-0.14581	-0.43743	SLV fondazioni 15	-0.08763	-0.2629
942	SLU 4	-0.12363	-0.3709	SLV fondazioni 15	-0.07608	-0.22824
943	SLU 4	-0.1038	-0.31141	SLV fondazioni 15	-0.06577	-0.19732
944	SLU 4	-0.08772	-0.26317	SLV fondazioni 15	-0.05748	-0.17244
945	SLU 4	-0.07557	-0.22672	SLV fondazioni 15	-0.05122	-0.15365
946	SLU 4	-0.06684	-0.20052	SLV fondazioni 15	-0.04648	-0.13945
947	SLU 4	-0.06095	-0.18285	SLV fondazioni 9	-0.04304	-0.12911
948	SLU 4	-0.05718	-0.17155	SLV fondazioni 9	-0.03977	-0.11931
949	SLU 4	-0.05491	-0.16474	SLV fondazioni 9	-0.03753	-0.11259
950	SLU 4	-0.05364	-0.16092	SLV fondazioni 9	-0.03602	-0.10806
951	SLU 4	-0.05299	-0.15896	SLV fondazioni 9	-0.03501	-0.10504

**PIAZZALE TRIAGE-FABBRICATO-ALLEGATO
ALLA REL. PREDIMENSIONAMENTO
STRUTTURE**

Codice documento
SF0272_F0

<i>Rev</i>	<i>Data</i>
F0	20/06/2011

Nodo	Contesto	uz min	Minima	Contesto	uz max	Massima
952	SLU 4	-0.0527	-0.15809	SLV fondazioni 9	-0.03435	-0.10305
953	SLU 4	-0.0526	-0.1578	SLV fondazioni 9	-0.03396	-0.10188
954	SLU 4	-0.05258	-0.15773	SLV fondazioni 9	-0.03371	-0.10112
955	SLU 4	-0.05257	-0.15772	SLV fondazioni 9	-0.03356	-0.10068
956	SLU 4	-0.05257	-0.15772	SLV fondazioni 9	-0.03351	-0.10053
957	SLU 4	-0.05258	-0.15773	SLV fondazioni 9	-0.03355	-0.10064
958	SLU 4	-0.0526	-0.15781	SLV fondazioni 9	-0.03369	-0.10107
959	SLU 4	-0.05271	-0.15812	SLV fondazioni 9	-0.03397	-0.1019
960	SLU 4	-0.05295	-0.15886	SLV fondazioni 5	-0.03443	-0.10328
961	SLU 4	-0.05346	-0.16039	SLV fondazioni 5	-0.03514	-0.10543
962	SLU 4	-0.05439	-0.16317	SLV fondazioni 5	-0.0362	-0.1086
963	SLU 4	-0.05595	-0.16784	SLV fondazioni 5	-0.03772	-0.11316
964	SLU 4	-0.05841	-0.17523	SLV fondazioni 5	-0.03987	-0.11962
965	SLU 4	-0.06211	-0.18634	SLV fondazioni 5	-0.04287	-0.12862
966	SLU 4	-0.06743	-0.2023	SLV fondazioni 5	-0.04695	-0.14085
967	SLU 4	-0.07474	-0.22421	SLV fondazioni 3	-0.05163	-0.1549
968	SLU 4	-0.08431	-0.25293	SLV fondazioni 3	-0.05717	-0.1715
969	SLU 4	-0.09618	-0.28855	SLV fondazioni 3	-0.06389	-0.19166
970	SLU 4	-0.10992	-0.32976	SLV fondazioni 3	-0.07153	-0.2146
971	SLU 4	-0.12423	-0.3727	SLV fondazioni 3	-0.07945	-0.23835
972	SLU 4	-0.13653	-0.40959	SLV fondazioni 3	-0.08624	-0.25873
973	SLU 4	-0.14233	-0.427	SLV fondazioni 3	-0.08943	-0.26829
974	SLU 4	-0.13675	-0.41024	SLV fondazioni 3	-0.08606	-0.25817
975	SLU 4	-0.12396	-0.37187	SLV fondazioni 3	-0.07837	-0.23512
976	SLU 4	-0.10904	-0.32712	SLV fondazioni 3	-0.06931	-0.20794
977	SLU 4	-0.09453	-0.28358	SLV fondazioni 3	-0.06035	-0.18105
978	SLU 4	-0.08116	-0.24348	SLV fondazioni 3	-0.05194	-0.15581
979	SLU 4	-0.06847	-0.2054	SLV fondazioni 3	-0.04387	-0.1316
994	SLU 4	-0.05709	-0.17128	SLV fondazioni 15	-0.03427	-0.10281
995	SLU 4	-0.06751	-0.20252	SLV fondazioni 15	-0.04168	-0.12504
996	SLU 4	-0.07853	-0.23558	SLV fondazioni 15	-0.04931	-0.14793
997	SLU 4	-0.09098	-0.27295	SLV fondazioni 15	-0.05758	-0.17274
998	SLU 4	-0.10503	-0.3151	SLV fondazioni 15	-0.06658	-0.19975
999	SLU 4	-0.11975	-0.35924	SLV fondazioni 15	-0.07585	-0.22755
1000	SLU 4	-0.1325	-0.39751	SLV fondazioni 15	-0.08396	-0.25188
1001	SLU 4	-0.13821	-0.41462	SLV fondazioni 15	-0.08808	-0.26424
1002	SLU 4	-0.13193	-0.3958	SLV fondazioni 15	-0.08511	-0.25533
1003	SLU 4	-0.11879	-0.35638	SLV fondazioni 15	-0.07788	-0.23364
1004	SLU 4	-0.10413	-0.31238	SLV fondazioni 15	-0.06966	-0.20899
1005	SLU 4	-0.09095	-0.27284	SLV fondazioni 15	-0.06235	-0.18704
1006	SLU 4	-0.08075	-0.24226	SLV fondazioni 11	-0.05665	-0.16995
1007	SLU 4	-0.0742	-0.22261	SLV fondazioni 11	-0.05267	-0.15802
1008	SLU 4	-0.07155	-0.21466	SLV fondazioni 7	-0.05057	-0.15172
1009	SLU 4	-0.07286	-0.21859	SLV fondazioni 3	-0.05003	-0.1501
1010	SLU 4	-0.07818	-0.23453	SLV fondazioni 3	-0.05151	-0.15453
1011	SLU 4	-0.08762	-0.26286	SLV fondazioni 3	-0.05525	-0.16574
1012	SLU 4	-0.10117	-0.30352	SLV fondazioni 3	-0.06112	-0.18336
1013	SLU 4	-0.11834	-0.35503	SLV fondazioni 3	-0.06879	-0.20638
1014	SLU 4	-0.13768	-0.41305	SLV fondazioni 3	-0.07746	-0.23239
1015	SLU 4	-0.15616	-0.46849	SLV fondazioni 3	-0.08548	-0.25643
1016	SLU 4	-0.17169	-0.51507	SLV fondazioni 3	-0.09165	-0.27494
1017	SLU 4	-0.18417	-0.55252	SLV fondazioni 13	-0.10913	-0.3274
1018	SLU 4	-0.16676	-0.50029	SLV fondazioni 13	-0.10041	-0.30123
1019	SLU 4	-0.14502	-0.43507	SLV fondazioni 13	-0.08889	-0.26668

**PIAZZALE TRIAGE-FABBRICATO-ALLEGATO
ALLA REL. PREDIMENSIONAMENTO
STRUTTURE**

Codice documento
SF0272_F0

<i>Rev</i>	<i>Data</i>
F0	20/06/2011

Nodo	Contesto	uz min	Minima	Contesto	uz max	Massima
1020	SLU 4	-0.12213	-0.36639	SLV fondazioni 13	-0.0765	-0.22951
1021	SLU 4	-0.10162	-0.30487	SLV fondazioni 15	-0.06537	-0.1961
1022	SLU 4	-0.08497	-0.25491	SLV fondazioni 15	-0.05634	-0.16901
1023	SLU 4	-0.07237	-0.21712	SLV fondazioni 15	-0.04953	-0.14859
1024	SLU 4	-0.06332	-0.18996	SLV fondazioni 15	-0.04464	-0.13393
1025	SLU 4	-0.05722	-0.17166	SLV fondazioni 15	-0.04135	-0.12404
1026	SLU 4	-0.05333	-0.15998	SLV fondazioni 15	-0.03921	-0.11763
1027	SLU 4	-0.05099	-0.15296	SLV fondazioni 15	-0.03788	-0.11365
1028	SLU 4	-0.04968	-0.14904	SLV fondazioni 15	-0.03711	-0.11133
1029	SLU 4	-0.04902	-0.14706	SLV fondazioni 15	-0.03672	-0.11016
1030	SLU 4	-0.04874	-0.14621	SLV fondazioni 15	-0.03658	-0.10974
1031	SLU 4	-0.04865	-0.14596	SLV fondazioni 15	-0.03658	-0.10974
1032	SLU 4	-0.04864	-0.14592	SLV fondazioni 15	-0.03663	-0.10989
1033	SLU 4	-0.04865	-0.14596	SLV fondazioni 15	-0.0367	-0.11011
1034	SLU 4	-0.04867	-0.14601	SLU 1	-0.03675	-0.11025
1035	SLU 4	-0.04869	-0.14606	SLU 1	-0.03676	-0.11029
1036	SLU 4	-0.04873	-0.1462	SLU 1	-0.0368	-0.11039
1037	SLU 4	-0.04886	-0.14657	SLU 1	-0.03688	-0.11064
1038	SLU 4	-0.04913	-0.1474	SLU 1	-0.03706	-0.11119
1039	SLU 4	-0.04968	-0.14904	SLU 1	-0.03743	-0.11229
1040	SLU 4	-0.05066	-0.15198	SLU 1	-0.03809	-0.11426
1041	SLU 4	-0.0523	-0.1569	SLV fondazioni 3	-0.03916	-0.11749
1042	SLU 4	-0.05488	-0.16465	SLV fondazioni 1	-0.04066	-0.12197
1043	SLU 4	-0.05876	-0.17627	SLV fondazioni 1	-0.04287	-0.1286
1044	SLU 4	-0.06431	-0.19293	SLV fondazioni 1	-0.04602	-0.13805
1045	SLU 4	-0.07193	-0.21578	SLV fondazioni 1	-0.05034	-0.15103
1046	SLU 4	-0.08189	-0.24568	SLV fondazioni 1	-0.05601	-0.16802
1047	SLU 4	-0.09424	-0.28273	SLV fondazioni 1	-0.06303	-0.1891
1048	SLU 4	-0.1085	-0.32551	SLV fondazioni 1	-0.07116	-0.21348
1049	SLU 4	-0.12333	-0.36999	SLV fondazioni 1	-0.07963	-0.23889
1050	SLU 4	-0.13604	-0.40811	SLV fondazioni 3	-0.08691	-0.26073
1051	SLU 4	-0.14203	-0.4261	SLV fondazioni 3	-0.09038	-0.27113
1052	SLU 4	-0.13633	-0.40899	SLV fondazioni 3	-0.08697	-0.2609
1053	SLU 4	-0.12317	-0.36952	SLV fondazioni 3	-0.07903	-0.23708
1054	SLU 4	-0.10778	-0.32333	SLV fondazioni 3	-0.06964	-0.20891
1055	SLU 4	-0.09277	-0.2783	SLV fondazioni 3	-0.06035	-0.18105
1057	SLU 4	-0.07893	-0.23679	SLV fondazioni 3	-0.05165	-0.15494
1058	SLU 4	-0.06658	-0.19739	SLV fondazioni 3	-0.04331	-0.12993
1073	SLU 4	-0.0541	-0.16231	SLV fondazioni 13	-0.03342	-0.10025
1074	SLU 4	-0.06489	-0.19466	SLV fondazioni 13	-0.04098	-0.12294
1075	SLU 4	-0.07631	-0.22892	SLV fondazioni 13	-0.04885	-0.14656
1076	SLU 4	-0.08921	-0.26764	SLV fondazioni 13	-0.05745	-0.17235
1077	SLU 4	-0.10376	-0.31127	SLV fondazioni 13	-0.06686	-0.20058
1078	SLU 4	-0.11895	-0.35686	SLV fondazioni 13	-0.07656	-0.22967
1079	SLU 4	-0.13208	-0.39624	SLV fondazioni 15	-0.08502	-0.25505
1080	SLU 4	-0.13791	-0.41374	SLV fondazioni 15	-0.08926	-0.26777
1081	SLU 4	-0.13144	-0.39431	SLV fondazioni 15	-0.08601	-0.25804
1082	SLU 4	-0.11786	-0.35357	SLV fondazioni 15	-0.07826	-0.23477
1083	SLU 4	-0.10266	-0.30797	SLV fondazioni 15	-0.06945	-0.20835
1084	SLU 4	-0.08896	-0.26689	SLV fondazioni 15	-0.06159	-0.18476
1085	SLU 4	-0.07835	-0.23506	SLV fondazioni 15	-0.05573	-0.16718
1086	SLU 4	-0.07152	-0.21455	SLU 1	-0.05214	-0.15642
1087	SLU 4	-0.06873	-0.20618	SLV fondazioni 3	-0.04965	-0.14894
1088	SLU 4	-0.07005	-0.21016	SLV fondazioni 3	-0.04892	-0.14676

**PIAZZALE TRIAGE-FABBRICATO-ALLEGATO
ALLA REL. PREDIMENSIONAMENTO
STRUTTURE**

Codice documento
SF0272_F0

<i>Rev</i>	<i>Data</i>
F0	20/06/2011

Nodo	Contesto	uz min	Minima	Contesto	uz max	Massima
1089	SLU 4	-0.07554	-0.22662	SLV fondazioni 3	-0.05063	-0.1519
1090	SLU 4	-0.08531	-0.25593	SLV fondazioni 1	-0.05475	-0.16425
1091	SLU 4	-0.09933	-0.29798	SLV fondazioni 1	-0.06115	-0.18344
1092	SLU 4	-0.11706	-0.35118	SLV fondazioni 1	-0.06945	-0.20835
1093	SLU 4	-0.13701	-0.41103	SLV fondazioni 1	-0.07877	-0.23631
1094	SLU 4	-0.15607	-0.46821	SLV fondazioni 1	-0.08733	-0.26199
1095	SLU 4	-0.17213	-0.5164	SLV fondazioni 1	-0.0939	-0.2817
1096	SLU 4	-0.18368	-0.55103	SLV fondazioni 13	-0.10673	-0.32018
1097	SLU 4	-0.16687	-0.50061	SLV fondazioni 13	-0.09847	-0.2954
1098	SLU 4	-0.14581	-0.43743	SLV fondazioni 13	-0.08763	-0.2629
1099	SLU 4	-0.12363	-0.3709	SLV fondazioni 13	-0.07608	-0.22824
1100	SLU 4	-0.1038	-0.31141	SLV fondazioni 13	-0.06577	-0.19732
1101	SLU 4	-0.08772	-0.26317	SLV fondazioni 13	-0.05748	-0.17244
1102	SLU 4	-0.07557	-0.22672	SLV fondazioni 13	-0.05122	-0.15365
1103	SLU 4	-0.06684	-0.20052	SLV fondazioni 13	-0.04648	-0.13945
1104	SLU 4	-0.06095	-0.18285	SLV fondazioni 11	-0.04304	-0.12911
1105	SLU 4	-0.05718	-0.17155	SLV fondazioni 11	-0.03977	-0.11931
1106	SLU 4	-0.05491	-0.16474	SLV fondazioni 11	-0.03753	-0.11259
1107	SLU 4	-0.05364	-0.16092	SLV fondazioni 11	-0.03602	-0.10806
1108	SLU 4	-0.05299	-0.15896	SLV fondazioni 11	-0.03501	-0.10504
1109	SLU 4	-0.0527	-0.15809	SLV fondazioni 11	-0.03435	-0.10305
1110	SLU 4	-0.0526	-0.1578	SLV fondazioni 11	-0.03396	-0.10188
1111	SLU 4	-0.05258	-0.15773	SLV fondazioni 11	-0.03371	-0.10112
1112	SLU 4	-0.05257	-0.15772	SLV fondazioni 11	-0.03356	-0.10068
1113	SLU 4	-0.05257	-0.15772	SLV fondazioni 11	-0.03351	-0.10053
1114	SLU 4	-0.05258	-0.15773	SLV fondazioni 11	-0.03355	-0.10064
1115	SLU 4	-0.0526	-0.15781	SLV fondazioni 11	-0.03369	-0.10107
1116	SLU 4	-0.05271	-0.15812	SLV fondazioni 11	-0.03397	-0.1019
1117	SLU 4	-0.05295	-0.15886	SLV fondazioni 7	-0.03443	-0.10328
1118	SLU 4	-0.05346	-0.16039	SLV fondazioni 7	-0.03514	-0.10543
1119	SLU 4	-0.05439	-0.16317	SLV fondazioni 7	-0.0362	-0.1086
1120	SLU 4	-0.05595	-0.16784	SLV fondazioni 7	-0.03772	-0.11316
1121	SLU 4	-0.05841	-0.17523	SLV fondazioni 7	-0.03987	-0.11962
1122	SLU 4	-0.06211	-0.18634	SLV fondazioni 7	-0.04287	-0.12862
1123	SLU 4	-0.06743	-0.2023	SLV fondazioni 7	-0.04695	-0.14085
1124	SLU 4	-0.07474	-0.22421	SLV fondazioni 1	-0.05163	-0.1549
1125	SLU 4	-0.08431	-0.25293	SLV fondazioni 1	-0.05717	-0.1715
1126	SLU 4	-0.09618	-0.28855	SLV fondazioni 1	-0.06389	-0.19166
1127	SLU 4	-0.10992	-0.32976	SLV fondazioni 1	-0.07153	-0.2146
1128	SLU 4	-0.12423	-0.3727	SLV fondazioni 1	-0.07945	-0.23835
1129	SLU 4	-0.13653	-0.40959	SLV fondazioni 1	-0.08624	-0.25873
1130	SLU 4	-0.14233	-0.427	SLV fondazioni 1	-0.08943	-0.26829
1131	SLU 4	-0.13675	-0.41024	SLV fondazioni 1	-0.08606	-0.25817
1132	SLU 4	-0.12396	-0.37187	SLV fondazioni 1	-0.07837	-0.23512
1133	SLU 4	-0.10904	-0.32712	SLV fondazioni 1	-0.06931	-0.20794
1134	SLU 4	-0.09453	-0.28358	SLV fondazioni 1	-0.06035	-0.18105
1135	SLU 4	-0.08116	-0.24348	SLV fondazioni 1	-0.05194	-0.15581
1136	SLU 4	-0.06847	-0.2054	SLV fondazioni 1	-0.04387	-0.1316
1151	SLU 4	-0.05709	-0.17128	SLV fondazioni 13	-0.03427	-0.10281
1152	SLU 4	-0.06751	-0.20252	SLV fondazioni 13	-0.04168	-0.12504
1153	SLU 4	-0.07853	-0.23558	SLV fondazioni 13	-0.04931	-0.14793
1154	SLU 4	-0.09098	-0.27295	SLV fondazioni 13	-0.05758	-0.17274
1155	SLU 4	-0.10503	-0.3151	SLV fondazioni 13	-0.06658	-0.19975
1156	SLU 4	-0.11975	-0.35924	SLV fondazioni 13	-0.07585	-0.22755

**PIAZZALE TRIAGE-FABBRICATO-ALLEGATO
 ALLA REL. PREDIMENSIONAMENTO
 STRUTTURE**

Codice documento
 SF0272_F0

<i>Rev</i>	<i>Data</i>
F0	20/06/2011

Nodo	Contesto	uz min	Minima	Contesto	uz max	Massima
1157	SLU 4	-0.1325	-0.39751	SLV fondazioni 13	-0.08396	-0.25188
1158	SLU 4	-0.13821	-0.41462	SLV fondazioni 13	-0.08808	-0.26424
1159	SLU 4	-0.13193	-0.3958	SLV fondazioni 13	-0.08511	-0.25533
1160	SLU 4	-0.11879	-0.35638	SLV fondazioni 13	-0.07788	-0.23364
1161	SLU 4	-0.10413	-0.31238	SLV fondazioni 13	-0.06966	-0.20899
1162	SLU 4	-0.09095	-0.27284	SLV fondazioni 13	-0.06235	-0.18704
1163	SLU 4	-0.08075	-0.24226	SLV fondazioni 9	-0.05665	-0.16995
1164	SLU 4	-0.0742	-0.22261	SLV fondazioni 9	-0.05267	-0.15802
1165	SLU 4	-0.07155	-0.21466	SLV fondazioni 5	-0.05057	-0.15172
1166	SLU 4	-0.07286	-0.21859	SLV fondazioni 1	-0.05003	-0.1501
1167	SLU 4	-0.07818	-0.23453	SLV fondazioni 1	-0.05151	-0.15453
1168	SLU 4	-0.08762	-0.26286	SLV fondazioni 1	-0.05525	-0.16574
1169	SLU 4	-0.10117	-0.30352	SLV fondazioni 1	-0.06112	-0.18336
1170	SLU 4	-0.11834	-0.35503	SLV fondazioni 1	-0.06879	-0.20638
1171	SLU 4	-0.13768	-0.41305	SLV fondazioni 1	-0.07746	-0.23239
1172	SLU 4	-0.15616	-0.46849	SLV fondazioni 1	-0.08548	-0.25643
1173	SLU 4	-0.17169	-0.51507	SLV fondazioni 1	-0.09165	-0.27494
1174	SLU 4	-0.18222	-0.54667	SLV fondazioni 13	-0.10376	-0.31127
1175	SLU 4	-0.16719	-0.50157	SLV fondazioni 13	-0.0966	-0.2898
1176	SLU 4	-0.14816	-0.44449	SLV fondazioni 13	-0.08721	-0.26164
1177	SLU 4	-0.12814	-0.38443	SLV fondazioni 13	-0.07732	-0.23195
1178	SLU 4	-0.11033	-0.331	SLV fondazioni 13	-0.06861	-0.20582
1179	SLU 4	-0.09596	-0.28787	SLV fondazioni 13	-0.0617	-0.18509
1180	SLU 4	-0.08511	-0.25534	SLV fondazioni 13	-0.05657	-0.16971
1181	SLU 4	-0.07732	-0.23195	SLV fondazioni 13	-0.05271	-0.15814
1182	SLU 4	-0.07205	-0.21614	SLV fondazioni 11	-0.0496	-0.1488
1183	SLU 4	-0.06865	-0.20596	SLV fondazioni 11	-0.04598	-0.13793
1184	SLU 4	-0.06659	-0.19976	SLV fondazioni 11	-0.04326	-0.12978
1185	SLU 4	-0.06541	-0.19622	SLV fondazioni 11	-0.04125	-0.12376
1186	SLU 4	-0.06478	-0.19433	SLV fondazioni 11	-0.03977	-0.11931
1187	SLU 4	-0.06447	-0.19341	SLV fondazioni 11	-0.03868	-0.11605
1188	SLU 4	-0.06434	-0.19302	SLV fondazioni 11	-0.03797	-0.11391
1189	SLU 4	-0.06427	-0.19282	SLV fondazioni 11	-0.03747	-0.1124
1190	SLU 4	-0.06423	-0.19268	SLV fondazioni 11	-0.03715	-0.11145
1191	SLU 4	-0.06418	-0.19254	SLV fondazioni 11	-0.03701	-0.11102
1192	SLU 4	-0.06414	-0.19241	SLV fondazioni 11	-0.03703	-0.1111
1193	SLU 4	-0.06411	-0.19233	SLV fondazioni 11	-0.03724	-0.11173
1194	SLU 4	-0.06415	-0.19245	SLV fondazioni 11	-0.03766	-0.11297
1195	SLU 4	-0.06432	-0.19295	SLV fondazioni 7	-0.0383	-0.11491
1196	SLU 4	-0.06471	-0.19413	SLV fondazioni 7	-0.03923	-0.11768
1197	SLU 4	-0.06547	-0.19642	SLV fondazioni 7	-0.0405	-0.12149
1198	SLU 4	-0.06679	-0.20037	SLV fondazioni 7	-0.04223	-0.12668
1199	SLU 4	-0.06891	-0.20672	SLV fondazioni 7	-0.04456	-0.13367
1200	SLU 4	-0.07212	-0.21635	SLV fondazioni 7	-0.04765	-0.14296
1201	SLU 4	-0.07675	-0.23025	SLV fondazioni 7	-0.05168	-0.15504
1202	SLU 4	-0.08314	-0.24942	SLV fondazioni 5	-0.05673	-0.17018
1203	SLU 4	-0.09155	-0.27464	SLV fondazioni 1	-0.06152	-0.18457
1204	SLU 4	-0.10202	-0.30607	SLV fondazioni 1	-0.06723	-0.20169
1205	SLU 4	-0.1142	-0.3426	SLV fondazioni 1	-0.0737	-0.2211
1206	SLU 4	-0.12697	-0.38091	SLV fondazioni 1	-0.08042	-0.24127
1207	SLU 4	-0.13802	-0.41407	SLV fondazioni 1	-0.08619	-0.25857
1208	SLU 4	-0.14323	-0.4297	SLV fondazioni 1	-0.08879	-0.26636
1209	SLU 4	-0.13801	-0.41404	SLV fondazioni 1	-0.08549	-0.25648
1210	SLU 4	-0.12633	-0.379	SLV fondazioni 1	-0.0784	-0.23519

**PIAZZALE TRIAGE-FABBRICATO-ALLEGATO
ALLA REL. PREDIMENSIONAMENTO
STRUTTURE**

Codice documento
SF0272_F0

<i>Rev</i>	<i>Data</i>
F0	20/06/2011

Nodo	Contesto	uz min	Minima	Contesto	uz max	Massima
1211	SLU 4	-0.11286	-0.33858	SLV fondazioni 1	-0.07013	-0.21038
1212	SLU 4	-0.09983	-0.29948	SLV fondazioni 1	-0.06197	-0.18591
1213	SLU 4	-0.08784	-0.26351	SLV fondazioni 1	-0.0543	-0.16291
1214	SLU 4	-0.07644	-0.22931	SLV fondazioni 1	-0.04693	-0.14078
1229	SLU 4	-0.06599	-0.19798	SLV fondazioni 13	-0.03754	-0.11263
1230	SLU 4	-0.07533	-0.22598	SLV fondazioni 13	-0.04445	-0.13335
1231	SLU 4	-0.08518	-0.25553	SLV fondazioni 13	-0.0515	-0.15451
1232	SLU 4	-0.0963	-0.28891	SLV fondazioni 13	-0.05907	-0.17722
1233	SLU 4	-0.10889	-0.32667	SLV fondazioni 13	-0.06728	-0.20183
1234	SLU 4	-0.12216	-0.36648	SLV fondazioni 13	-0.07573	-0.22719
1235	SLU 4	-0.13378	-0.40134	SLV fondazioni 13	-0.08321	-0.24964
1236	SLU 4	-0.13909	-0.41726	SLV fondazioni 13	-0.08721	-0.26163
1237	SLU 4	-0.13344	-0.40031	SLV fondazioni 9	-0.08471	-0.25412
1238	SLU 4	-0.12163	-0.36489	SLV fondazioni 9	-0.07815	-0.23445
1239	SLU 4	-0.10856	-0.32567	SLV fondazioni 9	-0.0708	-0.2124
1240	SLU 4	-0.09689	-0.29068	SLV fondazioni 9	-0.06421	-0.19262
1241	SLU 4	-0.08793	-0.2638	SLV fondazioni 9	-0.05916	-0.17747
1242	SLU 4	-0.08223	-0.24668	SLV fondazioni 5	-0.05577	-0.1673
1243	SLU 4	-0.07998	-0.23993	SLV fondazioni 5	-0.05378	-0.16135
1244	SLU 4	-0.08124	-0.24371	SLV fondazioni 5	-0.05384	-0.16151
1245	SLU 4	-0.08604	-0.25813	SLV fondazioni 1	-0.0554	-0.16621
1246	SLU 4	-0.09453	-0.28359	SLV fondazioni 1	-0.05835	-0.17506
1247	SLU 4	-0.10671	-0.32012	SLV fondazioni 1	-0.06316	-0.18947
1248	SLU 4	-0.12218	-0.36655	SLV fondazioni 1	-0.06955	-0.20865
1249	SLU 4	-0.13969	-0.41908	SLV fondazioni 1	-0.07687	-0.2306
1250	SLU 4	-0.15644	-0.46931	SLV fondazioni 1	-0.08367	-0.25101
1251	SLU 4	-0.17039	-0.51116	SLV fondazioni 1	-0.08887	-0.26661
1252	SLU 4	-0.17995	-0.53985	SLV fondazioni 13	-0.10031	-0.30094
1253	SLU 4	-0.16774	-0.50323	SLV fondazioni 9	-0.0942	-0.2826
1254	SLU 4	-0.15206	-0.45617	SLV fondazioni 9	-0.08638	-0.25915
1255	SLU 4	-0.13561	-0.40684	SLV fondazioni 9	-0.07899	-0.23696
1256	SLU 4	-0.12112	-0.36336	SLV fondazioni 9	-0.07295	-0.21884
1257	SLU 4	-0.10949	-0.32846	SLV fondazioni 9	-0.06853	-0.20558
1258	SLU 4	-0.10073	-0.30218	SLV fondazioni 13	-0.065	-0.19501
1259	SLU 4	-0.09441	-0.28323	SLV fondazioni 13	-0.06257	-0.1877
1260	SLU 4	-0.09011	-0.27032	SLV fondazioni 13	-0.0608	-0.18241
1261	SLU 4	-0.08731	-0.26193	SLV fondazioni 9	-0.05916	-0.17747
1262	SLU 4	-0.08557	-0.25671	SLV fondazioni 11	-0.0565	-0.16951
1263	SLU 4	-0.08454	-0.25361	SLV fondazioni 11	-0.0543	-0.16291
1264	SLU 4	-0.08395	-0.25186	SLV fondazioni 11	-0.05254	-0.15763
1265	SLU 4	-0.08363	-0.25088	SLV fondazioni 11	-0.05117	-0.15351
1266	SLU 4	-0.08345	-0.25034	SLV fondazioni 11	-0.05022	-0.15067
1267	SLU 4	-0.08332	-0.24995	SLV fondazioni 11	-0.04953	-0.14858
1268	SLU 4	-0.0832	-0.2496	SLV fondazioni 11	-0.04906	-0.14718
1269	SLU 4	-0.08308	-0.24924	SLV fondazioni 11	-0.04882	-0.14646
1270	SLU 4	-0.08295	-0.24886	SLV fondazioni 11	-0.0488	-0.1464
1271	SLU 4	-0.08284	-0.24853	SLV fondazioni 11	-0.04901	-0.14702
1272	SLU 4	-0.08277	-0.24832	SLV fondazioni 11	-0.04945	-0.14834
1273	SLU 4	-0.0828	-0.24841	SLV fondazioni 7	-0.05012	-0.15036
1274	SLU 4	-0.08301	-0.24904	SLV fondazioni 7	-0.05104	-0.15312
1275	SLU 4	-0.08351	-0.25053	SLV fondazioni 7	-0.05227	-0.1568
1276	SLU 4	-0.08444	-0.25333	SLV fondazioni 7	-0.05388	-0.16164
1277	SLU 4	-0.08601	-0.25803	SLV fondazioni 7	-0.05596	-0.16787
1278	SLU 4	-0.08844	-0.26531	SLV fondazioni 5	-0.05858	-0.17573

**PIAZZALE TRIAGE-FABBRICATO-ALLEGATO
ALLA REL. PREDIMENSIONAMENTO
STRUTTURE**

Codice documento
SF0272_F0

<i>Rev</i>	<i>Data</i>
F0	20/06/2011

Nodo	Contesto	uz min	Minima	Contesto	uz max	Massima
1279	SLU 4	-0.09199	-0.27598	SLV fondazioni 5	-0.06174	-0.18523
1280	SLU 4	-0.09694	-0.29083	SLV fondazioni 5	-0.06533	-0.196
1281	SLU 4	-0.1035	-0.31051	SLV fondazioni 1	-0.06884	-0.20651
1282	SLU 4	-0.11174	-0.33521	SLV fondazioni 1	-0.07286	-0.21858
1283	SLU 4	-0.12138	-0.36415	SLV fondazioni 1	-0.07754	-0.23262
1284	SLU 4	-0.1316	-0.3948	SLV fondazioni 1	-0.08248	-0.24744
1285	SLU 4	-0.14054	-0.42162	SLV fondazioni 1	-0.08672	-0.26015
1286	SLU 4	-0.14473	-0.43418	SLV fondazioni 1	-0.08843	-0.26528
1287	SLU 4	-0.14016	-0.42049	SLV fondazioni 1	-0.08529	-0.25586
1288	SLU 4	-0.13038	-0.39114	SLV fondazioni 1	-0.07911	-0.23733
1289	SLU 4	-0.11929	-0.35786	SLV fondazioni 1	-0.07207	-0.2162
1290	SLU 4	-0.10864	-0.32592	SLV fondazioni 1	-0.06515	-0.19546
1291	SLU 4	-0.09885	-0.29654	SLV fondazioni 1	-0.05863	-0.17589
1292	SLU 4	-0.0895	-0.26849	SLV fondazioni 1	-0.05232	-0.15696
1307	SLU 4	-0.08051	-0.24152	SLV fondazioni 13	-0.04295	-0.12885
1308	SLU 4	-0.08813	-0.26439	SLV fondazioni 13	-0.04905	-0.14716
1309	SLU 4	-0.09613	-0.28839	SLV fondazioni 13	-0.05524	-0.16572
1310	SLU 4	-0.10515	-0.31544	SLV fondazioni 13	-0.06181	-0.18543
1311	SLU 4	-0.11538	-0.34613	SLV fondazioni 13	-0.06888	-0.20663
1312	SLU 4	-0.12626	-0.37878	SLV fondazioni 13	-0.07618	-0.22853
1313	SLU 4	-0.13596	-0.40787	SLV fondazioni 9	-0.08147	-0.24442
1314	SLU 4	-0.14055	-0.42164	SLV fondazioni 9	-0.08399	-0.25196
1315	SLU 4	-0.13597	-0.4079	SLV fondazioni 9	-0.0819	-0.2457
1316	SLU 4	-0.1264	-0.37921	SLV fondazioni 9	-0.07722	-0.23165
1317	SLU 4	-0.11595	-0.34785	SLV fondazioni 9	-0.072	-0.21599
1318	SLU 4	-0.10673	-0.32019	SLV fondazioni 9	-0.06738	-0.20213
1319	SLU 4	-0.09973	-0.29918	SLV fondazioni 9	-0.06388	-0.19164
1320	SLU 4	-0.09535	-0.28604	SLV fondazioni 5	-0.06106	-0.18318
1321	SLU 4	-0.09373	-0.28119	SLV fondazioni 5	-0.05941	-0.17823
1322	SLU 4	-0.09491	-0.28472	SLV fondazioni 5	-0.05922	-0.17767
1323	SLU 4	-0.09892	-0.29675	SLV fondazioni 5	-0.06047	-0.18141
1324	SLU 4	-0.10588	-0.31763	SLV fondazioni 5	-0.06318	-0.18955
1325	SLU 4	-0.11583	-0.3475	SLV fondazioni 1	-0.06704	-0.20112
1326	SLU 4	-0.12853	-0.38559	SLV fondazioni 1	-0.07158	-0.21473
1327	SLU 4	-0.14301	-0.42904	SLV fondazioni 1	-0.07691	-0.23072
1328	SLU 4	-0.15691	-0.47072	SLV fondazioni 1	-0.08191	-0.24572
1329	SLU 4	-0.16835	-0.50505	SLV fondazioni 1	-0.08564	-0.25691
1330	SLU 4	-0.17717	-0.53152	SLV fondazioni 9	-0.09224	-0.27671
1331	SLU 4	-0.16854	-0.50563	SLV fondazioni 9	-0.08785	-0.26354
1332	SLU 4	-0.15737	-0.4721	SLV fondazioni 9	-0.08313	-0.24938
1333	SLU 4	-0.1458	-0.43739	SLV fondazioni 9	-0.07907	-0.2372
1334	SLU 4	-0.13573	-0.40718	SLV fondazioni 9	-0.07605	-0.22814
1335	SLU 4	-0.12767	-0.38301	SLV fondazioni 9	-0.07414	-0.22241
1336	SLU 4	-0.12158	-0.36475	SLV fondazioni 9	-0.07323	-0.21969
1337	SLU 4	-0.11716	-0.35148	SLV fondazioni 9	-0.07312	-0.21937
1338	SLU 4	-0.11411	-0.34232	SLV fondazioni 9	-0.07355	-0.22066
1339	SLU 4	-0.11208	-0.33623	SLV fondazioni 13	-0.07409	-0.22227
1340	SLU 4	-0.11077	-0.33232	SLV fondazioni 13	-0.07417	-0.22251
1341	SLU 4	-0.10995	-0.32986	SLV fondazioni 9	-0.07406	-0.22218
1342	SLU 4	-0.10944	-0.32832	SLV fondazioni 9	-0.07314	-0.21941
1343	SLU 4	-0.1091	-0.32731	SLV fondazioni 9	-0.07209	-0.21627
1344	SLU 4	-0.10887	-0.32661	SLV fondazioni 9	-0.07124	-0.21373
1345	SLU 4	-0.10867	-0.326	SLV fondazioni 9	-0.07056	-0.21167
1346	SLU 4	-0.10846	-0.32538	SLV fondazioni 9	-0.07005	-0.21016

**PIAZZALE TRIAGE-FABBRICATO-ALLEGATO
ALLA REL. PREDIMENSIONAMENTO
STRUTTURE**

Codice documento
SF0272_F0

<i>Rev</i>	<i>Data</i>
F0	20/06/2011

Nodo	Contesto	uz min	Minima	Contesto	uz max	Massima
1347	SLU 4	-0.10824	-0.32472	SLV fondazioni 9	-0.06975	-0.20924
1348	SLU 4	-0.10801	-0.32403	SLV fondazioni 9	-0.06964	-0.20891
1349	SLU 4	-0.10777	-0.32332	SLV fondazioni 9	-0.06973	-0.20918
1350	SLU 4	-0.10756	-0.32267	SLV fondazioni 9	-0.07	-0.21001
1351	SLU 4	-0.1074	-0.32219	SLV fondazioni 5	-0.07043	-0.21128
1352	SLU 4	-0.10735	-0.32205	SLV fondazioni 5	-0.07095	-0.21285
1353	SLU 4	-0.10749	-0.32247	SLV fondazioni 5	-0.07159	-0.21478
1354	SLU 4	-0.10792	-0.32375	SLV fondazioni 5	-0.07233	-0.21699
1355	SLU 4	-0.10876	-0.32629	SLV fondazioni 5	-0.0731	-0.21929
1356	SLU 4	-0.11019	-0.33056	SLV fondazioni 5	-0.07382	-0.22146
1357	SLU 4	-0.11237	-0.3371	SLV fondazioni 5	-0.07454	-0.22361
1358	SLU 4	-0.11548	-0.34643	SLV fondazioni 5	-0.07541	-0.22623
1359	SLU 4	-0.11967	-0.35902	SLV fondazioni 5	-0.07665	-0.22995
1360	SLU 4	-0.12501	-0.37502	SLV fondazioni 5	-0.07839	-0.23517
1361	SLU 4	-0.13132	-0.39397	SLV fondazioni 5	-0.08062	-0.24186
1362	SLU 4	-0.13809	-0.41427	SLV fondazioni 5	-0.0831	-0.24929
1363	SLU 4	-0.14407	-0.43222	SLV fondazioni 5	-0.08523	-0.25568
1364	SLU 4	-0.1468	-0.4404	SLV fondazioni 5	-0.08591	-0.25774
1365	SLU 4	-0.14322	-0.42965	SLV fondazioni 5	-0.08357	-0.25072
1366	SLU 4	-0.13608	-0.40825	SLV fondazioni 5	-0.07933	-0.23799
1367	SLU 4	-0.12818	-0.38454	SLV fondazioni 5	-0.0746	-0.2238
1368	SLU 4	-0.12064	-0.36193	SLV fondazioni 1	-0.06971	-0.20913
1369	SLU 4	-0.11367	-0.341	SLV fondazioni 1	-0.06461	-0.19384
1370	SLU 4	-0.10694	-0.32083	SLV fondazioni 1	-0.05963	-0.1789
1385	SLU 4	-0.09979	-0.29936	SLV fondazioni 13	-0.04984	-0.14951
1386	SLU 4	-0.10522	-0.31566	SLV fondazioni 13	-0.05498	-0.16493
1387	SLU 4	-0.11088	-0.33264	SLV fondazioni 13	-0.06016	-0.18047
1388	SLU 4	-0.1172	-0.3516	SLV fondazioni 13	-0.06555	-0.19665
1389	SLU 4	-0.12437	-0.3731	SLV fondazioni 13	-0.07127	-0.2138
1390	SLU 4	-0.13205	-0.39616	SLV fondazioni 9	-0.07517	-0.2255
1391	SLU 4	-0.13905	-0.41714	SLV fondazioni 9	-0.07858	-0.23574
1392	SLU 4	-0.14256	-0.42769	SLV fondazioni 9	-0.08042	-0.24125
1393	SLU 4	-0.1395	-0.41851	SLV fondazioni 9	-0.07942	-0.23826
1394	SLU 4	-0.13304	-0.39912	SLV fondazioni 9	-0.07687	-0.2306
1395	SLU 4	-0.12608	-0.37825	SLV fondazioni 9	-0.07403	-0.2221
1396	SLU 4	-0.12004	-0.36012	SLV fondazioni 9	-0.07159	-0.21478
1397	SLU 4	-0.11554	-0.34661	SLV fondazioni 5	-0.06958	-0.20875
1398	SLU 4	-0.11283	-0.33849	SLV fondazioni 5	-0.06751	-0.20252
1399	SLU 4	-0.112	-0.33601	SLV fondazioni 5	-0.06625	-0.19875
1400	SLU 4	-0.11308	-0.33923	SLV fondazioni 5	-0.06582	-0.19746
1401	SLU 4	-0.11607	-0.34822	SLV fondazioni 5	-0.0662	-0.19859
1402	SLU 4	-0.12108	-0.36324	SLV fondazioni 5	-0.06742	-0.20225
1403	SLU 4	-0.12815	-0.38445	SLV fondazioni 5	-0.06952	-0.20857
1404	SLU 4	-0.13715	-0.41146	SLV fondazioni 5	-0.07251	-0.21753
1405	SLU 4	-0.14752	-0.44256	SLV fondazioni 5	-0.07627	-0.22881
1406	SLU 4	-0.15759	-0.47276	SLV fondazioni 1	-0.08019	-0.24057
1407	SLU 4	-0.16586	-0.49757	SLV fondazioni 1	-0.08211	-0.24633
1408	SLU 4	-0.17456	-0.52369	SLV fondazioni 9	-0.08369	-0.25106
1409	SLU 4	-0.16964	-0.50892	SLV fondazioni 9	-0.08152	-0.24457
1410	SLU 4	-0.16375	-0.49126	SLV fondazioni 9	-0.07984	-0.23952
1411	SLU 4	-0.1579	-0.47371	SLV fondazioni 9	-0.07881	-0.23644
1412	SLU 4	-0.15286	-0.45859	SLV fondazioni 9	-0.07835	-0.23506
1413	SLU 4	-0.14882	-0.44645	SLV fondazioni 9	-0.07841	-0.23523
1414	SLU 4	-0.14573	-0.43718	SLV fondazioni 9	-0.07893	-0.23678

**PIAZZALE TRIAGE-FABBRICATO-ALLEGATO
ALLA REL. PREDIMENSIONAMENTO
STRUTTURE**

Codice documento
SF0272_F0

<i>Rev</i>	<i>Data</i>
F0	20/06/2011

Nodo	Contesto	uz min	Minima	Contesto	uz max	Massima
1415	SLU 4	-0.14344	-0.43033	SLV fondazioni 9	-0.0798	-0.23941
1416	SLU 4	-0.14183	-0.42548	SLV fondazioni 9	-0.08092	-0.24276
1417	SLU 4	-0.14071	-0.42214	SLV fondazioni 9	-0.08217	-0.2465
1418	SLU 4	-0.13995	-0.41985	SLV fondazioni 9	-0.08343	-0.25029
1419	SLU 4	-0.13942	-0.41826	SLV fondazioni 9	-0.08462	-0.25387
1420	SLU 4	-0.13903	-0.41709	SLV fondazioni 9	-0.08568	-0.25704
1421	SLU 4	-0.13871	-0.41612	SLV fondazioni 9	-0.08655	-0.25966
1422	SLU 4	-0.13844	-0.41531	SLV fondazioni 9	-0.08717	-0.26151
1423	SLU 4	-0.13816	-0.41448	SLV fondazioni 9	-0.08763	-0.2629
1424	SLU 4	-0.13786	-0.41357	SLV fondazioni 9	-0.08796	-0.26387
1425	SLU 4	-0.13753	-0.41258	SLV fondazioni 9	-0.08816	-0.26447
1426	SLU 4	-0.13716	-0.41149	SLV fondazioni 9	-0.08824	-0.26473
1427	SLU 4	-0.13678	-0.41033	SLV fondazioni 9	-0.08822	-0.26467
1428	SLU 4	-0.13637	-0.40912	SLV fondazioni 9	-0.08807	-0.26422
1429	SLU 4	-0.13597	-0.40791	SLV fondazioni 5	-0.08773	-0.2632
1430	SLU 4	-0.1356	-0.4068	SLV fondazioni 5	-0.08717	-0.2615
1431	SLU 4	-0.1353	-0.4059	SLV fondazioni 5	-0.08646	-0.25939
1432	SLU 4	-0.13512	-0.40537	SLV fondazioni 5	-0.08568	-0.25704
1433	SLU 4	-0.13513	-0.40539	SLV fondazioni 5	-0.08487	-0.2546
1434	SLU 4	-0.1354	-0.40621	SLV fondazioni 5	-0.08408	-0.25225
1435	SLU 4	-0.13602	-0.40806	SLV fondazioni 5	-0.0834	-0.2502
1436	SLU 4	-0.13708	-0.41123	SLV fondazioni 5	-0.08289	-0.24867
1437	SLU 4	-0.13864	-0.41593	SLV fondazioni 5	-0.08261	-0.24784
1438	SLU 4	-0.14074	-0.42223	SLV fondazioni 5	-0.08261	-0.24784
1439	SLU 4	-0.14331	-0.42993	SLV fondazioni 5	-0.08288	-0.24863
1440	SLU 4	-0.14609	-0.43828	SLV fondazioni 5	-0.08329	-0.24987
1441	SLU 4	-0.14851	-0.44553	SLV fondazioni 5	-0.0836	-0.25079
1442	SLU 4	-0.14937	-0.4481	SLV fondazioni 5	-0.08333	-0.25
1443	SLU 4	-0.14709	-0.44128	SLV fondazioni 5	-0.08179	-0.24538
1444	SLU 4	-0.14314	-0.42941	SLV fondazioni 5	-0.07944	-0.23831
1445	SLU 4	-0.13884	-0.41651	SLV fondazioni 5	-0.07688	-0.23064
1446	SLU 4	-0.13472	-0.40416	SLV fondazioni 5	-0.0744	-0.22319
1447	SLU 4	-0.13082	-0.39245	SLV fondazioni 1	-0.07146	-0.21438
1448	SLU 4	-0.12698	-0.38094	SLV fondazioni 1	-0.06789	-0.20366
1463	SLU 4	-0.12192	-0.36576	SLV fondazioni 13	-0.05705	-0.17116
1464	SLU 4	-0.12495	-0.37485	SLV fondazioni 13	-0.06127	-0.18381
1465	SLU 4	-0.12806	-0.38417	SLV fondazioni 13	-0.06548	-0.19643
1466	SLU 4	-0.13143	-0.3943	SLV fondazioni 13	-0.06973	-0.20919
1467	SLU 4	-0.13521	-0.40564	SLV fondazioni 9	-0.07208	-0.21625
1468	SLU 4	-0.13925	-0.41776	SLV fondazioni 9	-0.07398	-0.22195
1469	SLU 4	-0.14298	-0.42894	SLV fondazioni 9	-0.07575	-0.22725
1470	SLU 4	-0.14505	-0.43516	SLV fondazioni 9	-0.07691	-0.23073
1471	SLU 4	-0.1439	-0.43171	SLV fondazioni 9	-0.07703	-0.2311
1472	SLU 4	-0.14113	-0.42339	SLV fondazioni 9	-0.07655	-0.22965
1473	SLU 4	-0.13814	-0.41442	SLV fondazioni 9	-0.07596	-0.22789
1474	SLU 4	-0.13561	-0.40682	SLV fondazioni 9	-0.07554	-0.22663
1475	SLU 4	-0.13383	-0.40149	SLV fondazioni 5	-0.07453	-0.22358
1476	SLU 4	-0.13293	-0.39878	SLV fondazioni 5	-0.07331	-0.21994
1477	SLU 4	-0.13295	-0.39884	SLV fondazioni 5	-0.07238	-0.21714
1478	SLU 4	-0.13388	-0.40165	SLV fondazioni 5	-0.07172	-0.21516
1479	SLU 4	-0.13577	-0.4073	SLV fondazioni 5	-0.07132	-0.21395
1480	SLU 4	-0.13863	-0.4159	SLV fondazioni 5	-0.0712	-0.21361
1481	SLU 4	-0.14251	-0.42752	SLV fondazioni 5	-0.07142	-0.21425
1482	SLU 4	-0.14733	-0.442	SLV fondazioni 5	-0.07199	-0.21597

**PIAZZALE TRIAGE-FABBRICATO-ALLEGATO
ALLA REL. PREDIMENSIONAMENTO
STRUTTURE**

Codice documento
SF0272_F0

<i>Rev</i>	<i>Data</i>
F0	20/06/2011

Nodo	Contesto	uz min	Minima	Contesto	uz max	Massima
1483	SLU 4	-0.1529	-0.4587	SLV fondazioni 5	-0.07296	-0.21887
1484	SLU 4	-0.15851	-0.47553	SLV fondazioni 5	-0.07438	-0.22314
1485	SLU 4	-0.1635	-0.49051	SLV fondazioni 5	-0.07621	-0.22862
1486	SLU 4	-0.17333	-0.51998	SLV fondazioni 9	-0.07586	-0.22757
1487	SLU 4	-0.1713	-0.51389	SLV fondazioni 9	-0.07528	-0.22584
1488	SLU 4	-0.17023	-0.5107	SLV fondazioni 9	-0.07568	-0.22704
1489	SLU 4	-0.16973	-0.50919	SLV fondazioni 9	-0.07654	-0.22963
1490	SLU 4	-0.16946	-0.50838	SLV fondazioni 9	-0.07748	-0.23244
1491	SLU 4	-0.16932	-0.50797	SLV fondazioni 9	-0.07841	-0.23522
1492	SLU 4	-0.16925	-0.50776	SLV fondazioni 9	-0.07929	-0.23787
1493	SLU 4	-0.16921	-0.50764	SLV fondazioni 9	-0.08013	-0.24038
1494	SLU 4	-0.16918	-0.50753	SLV fondazioni 9	-0.0809	-0.24271
1495	SLU 4	-0.16912	-0.50735	SLV fondazioni 9	-0.08162	-0.24485
1496	SLU 4	-0.16903	-0.50708	SLV fondazioni 9	-0.08227	-0.24681
1497	SLU 4	-0.16889	-0.50667	SLV fondazioni 9	-0.08287	-0.24861
1498	SLU 4	-0.1687	-0.50611	SLV fondazioni 9	-0.08342	-0.25026
1499	SLU 4	-0.16846	-0.50538	SLV fondazioni 9	-0.08393	-0.25179
1500	SLU 4	-0.16818	-0.50455	SLV fondazioni 9	-0.08436	-0.25307
1501	SLU 4	-0.16786	-0.50357	SLV fondazioni 9	-0.08476	-0.25428
1502	SLU 4	-0.16747	-0.50241	SLV fondazioni 9	-0.08514	-0.25542
1503	SLU 4	-0.16703	-0.50109	SLV fondazioni 9	-0.08549	-0.25648
1504	SLU 4	-0.16653	-0.49958	SLV fondazioni 9	-0.08583	-0.25748
1505	SLU 4	-0.16596	-0.49789	SLV fondazioni 9	-0.08613	-0.25839
1506	SLU 4	-0.16534	-0.49602	SLV fondazioni 9	-0.08638	-0.25914
1507	SLU 4	-0.16465	-0.49396	SLV fondazioni 5	-0.08648	-0.25945
1508	SLU 4	-0.1639	-0.49171	SLV fondazioni 5	-0.0864	-0.2592
1509	SLU 4	-0.16309	-0.48928	SLV fondazioni 5	-0.08622	-0.25867
1510	SLU 4	-0.16223	-0.48669	SLV fondazioni 5	-0.086	-0.25799
1511	SLU 4	-0.16131	-0.48394	SLV fondazioni 5	-0.08572	-0.25716
1512	SLU 4	-0.16035	-0.48105	SLV fondazioni 5	-0.08539	-0.25618
1513	SLU 4	-0.15936	-0.47807	SLV fondazioni 5	-0.08501	-0.25504
1514	SLU 4	-0.15834	-0.47502	SLV fondazioni 5	-0.08458	-0.25375
1515	SLU 4	-0.15732	-0.47196	SLV fondazioni 5	-0.0841	-0.25231
1516	SLU 4	-0.15632	-0.46896	SLV fondazioni 5	-0.08357	-0.25071
1517	SLU 4	-0.15535	-0.46604	SLV fondazioni 5	-0.08298	-0.24895
1518	SLU 4	-0.1544	-0.46321	SLV fondazioni 5	-0.08233	-0.24698
1519	SLU 4	-0.15344	-0.46031	SLV fondazioni 5	-0.08158	-0.24475
1520	SLU 4	-0.15241	-0.45723	SLV fondazioni 5	-0.08081	-0.24242
1521	SLU 4	-0.15145	-0.45435	SLV fondazioni 5	-0.08016	-0.24048
1522	SLU 4	-0.15042	-0.45127	SLV fondazioni 5	-0.07944	-0.23832
1523	SLU 4	-0.14936	-0.44809	SLV fondazioni 5	-0.0786	-0.23579
1524	SLU 4	-0.14828	-0.44485	SLV fondazioni 5	-0.07764	-0.23292
1525	SLU 4	-0.14708	-0.44125	SLV fondazioni 5	-0.07653	-0.2296
1526	SLU 4	-0.14576	-0.43728	SLV fondazioni 1	-0.07498	-0.22495
1541	SLU 4	-0.1431	-0.4293	SLV fondazioni 13	-0.06265	-0.18796
1542	SLU 4	-0.144	-0.43199	SLV fondazioni 13	-0.06625	-0.19875
1543	SLU 4	-0.14479	-0.43436	SLV fondazioni 9	-0.06965	-0.20894
1544	SLU 4	-0.14545	-0.43636	SLV fondazioni 9	-0.07055	-0.21165
1545	SLU 4	-0.1461	-0.43831	SLV fondazioni 9	-0.07136	-0.21409
1546	SLU 4	-0.14677	-0.44031	SLV fondazioni 9	-0.0721	-0.21629
1547	SLU 4	-0.14742	-0.44226	SLV fondazioni 9	-0.07274	-0.21822
1548	SLU 4	-0.148	-0.44401	SLV fondazioni 9	-0.07339	-0.22016
1549	SLU 4	-0.14872	-0.44615	SLV fondazioni 9	-0.07434	-0.22302
1550	SLU 4	-0.14937	-0.4481	SLV fondazioni 9	-0.0753	-0.22591

**PIAZZALE TRIAGE-FABBRICATO-ALLEGATO
 ALLA REL. PREDIMENSIONAMENTO
 STRUTTURE**

Codice documento
 SF0272_F0

Rev
 F0

Data
 20/06/2011

Nodo	Contesto	uz min	Minima	Contesto	uz max	Massima
1551	SLU 4	-0.15	-0.45001	SLV fondazioni 9	-0.07619	-0.22857
1552	SLU 4	-0.15069	-0.45206	SLV fondazioni 9	-0.07699	-0.23096
1553	SLU 4	-0.15141	-0.45424	SLV fondazioni 5	-0.07633	-0.22899
1554	SLU 4	-0.15217	-0.45652	SLV fondazioni 5	-0.07555	-0.22664
1555	SLU 4	-0.15295	-0.45884	SLV fondazioni 5	-0.07472	-0.22415
1556	SLU 4	-0.15371	-0.46114	SLV fondazioni 5	-0.07386	-0.22159
1557	SLU 4	-0.15449	-0.46348	SLV fondazioni 5	-0.07296	-0.21887
1558	SLU 4	-0.1553	-0.4659	SLV fondazioni 5	-0.072	-0.216
1559	SLU 4	-0.15616	-0.46849	SLV fondazioni 5	-0.071	-0.21301
1560	SLU 4	-0.15713	-0.47139	SLV fondazioni 5	-0.06998	-0.20995
1561	SLV fondazioni 11	-0.15876	-0.47628	SLV fondazioni 5	-0.06902	-0.20707
1562	SLV fondazioni 11	-0.16174	-0.48522	SLV fondazioni 5	-0.06846	-0.20539
1563	SLV fondazioni 11	-0.16499	-0.49497	SLV fondazioni 5	-0.06882	-0.20645
1564	SLV fondazioni 7	-0.18092	-0.54275	SLV fondazioni 9	-0.06805	-0.20415
1565	SLV fondazioni 7	-0.18059	-0.54176	SLV fondazioni 9	-0.06836	-0.20507
1566	SLV fondazioni 7	-0.18223	-0.54668	SLV fondazioni 9	-0.06951	-0.20854
1567	SLV fondazioni 7	-0.18564	-0.55693	SLV fondazioni 9	-0.07119	-0.21356
1568	SLV fondazioni 7	-0.18983	-0.56948	SLV fondazioni 9	-0.0727	-0.21811
1569	SLV fondazioni 7	-0.19404	-0.58213	SLV fondazioni 9	-0.07377	-0.2213
1570	SLV fondazioni 7	-0.19789	-0.59368	SLV fondazioni 9	-0.07433	-0.223
1571	SLV fondazioni 7	-0.20123	-0.6037	SLV fondazioni 9	-0.07446	-0.22339
1572	SLV fondazioni 7	-0.20398	-0.61193	SLV fondazioni 9	-0.07425	-0.22274
1573	SLV fondazioni 7	-0.20615	-0.61846	SLV fondazioni 9	-0.07378	-0.22135
1574	SLV fondazioni 7	-0.2078	-0.62339	SLV fondazioni 9	-0.07319	-0.21956
1575	SLV fondazioni 7	-0.20895	-0.62685	SLV fondazioni 9	-0.07256	-0.21768
1576	SLV fondazioni 7	-0.20963	-0.62888	SLV fondazioni 9	-0.072	-0.21601
1577	SLV fondazioni 7	-0.20984	-0.62953	SLV fondazioni 9	-0.0716	-0.21479
1578	SLV fondazioni 7	-0.20965	-0.62896	SLV fondazioni 9	-0.07141	-0.21423
1579	SLV fondazioni 7	-0.20911	-0.62732	SLV fondazioni 9	-0.07142	-0.21425
1580	SLV fondazioni 7	-0.20821	-0.62463	SLV fondazioni 9	-0.07163	-0.2149
1581	SLV fondazioni 7	-0.20697	-0.62092	SLV fondazioni 9	-0.07206	-0.21618
1582	SLV fondazioni 7	-0.20539	-0.61618	SLV fondazioni 9	-0.07269	-0.21807
1583	SLV fondazioni 7	-0.20347	-0.61042	SLV fondazioni 9	-0.07352	-0.22055
1584	SLV fondazioni 7	-0.20124	-0.60372	SLV fondazioni 9	-0.07449	-0.22347
1585	SLV fondazioni 11	-0.1988	-0.59639	SLV fondazioni 5	-0.07547	-0.2264
1586	SLV fondazioni 11	-0.19618	-0.58855	SLV fondazioni 5	-0.07637	-0.22911
1587	SLV fondazioni 11	-0.19326	-0.57977	SLV fondazioni 5	-0.07728	-0.23185
1588	SLV fondazioni 11	-0.18996	-0.56988	SLV fondazioni 5	-0.0782	-0.23461
1589	SLU 4	-0.18762	-0.56287	SLV fondazioni 5	-0.07908	-0.23724
1590	SLU 4	-0.18519	-0.55556	SLV fondazioni 5	-0.07985	-0.23956
1591	SLU 4	-0.18232	-0.54697	SLV fondazioni 5	-0.08047	-0.2414
1592	SLU 4	-0.17901	-0.53702	SLV fondazioni 5	-0.08086	-0.24258
1593	SLU 4	-0.17525	-0.52575	SLV fondazioni 5	-0.08098	-0.24295
1594	SLU 4	-0.17115	-0.51345	SLV fondazioni 5	-0.0808	-0.24241
1595	SLU 4	-0.16689	-0.50066	SLV fondazioni 5	-0.08031	-0.24094
1596	SLU 4	-0.16279	-0.48838	SLV fondazioni 5	-0.07958	-0.23875
1597	SLU 4	-0.15936	-0.47807	SLV fondazioni 5	-0.0788	-0.23639
1598	SLU 4	-0.15721	-0.47162	SLV fondazioni 5	-0.07829	-0.23488
1599	SLU 4	-0.15669	-0.47008	SLV fondazioni 5	-0.07829	-0.23488
1600	SLU 4	-0.1576	-0.4728	SLV fondazioni 5	-0.07861	-0.23584
1601	SLU 4	-0.15913	-0.4774	SLV fondazioni 5	-0.07884	-0.23651
1602	SLU 4	-0.16061	-0.48183	SLV fondazioni 5	-0.0787	-0.23611
1603	SLU 4	-0.16144	-0.48432	SLV fondazioni 5	-0.0781	-0.23429
1604	SLU 4	-0.16143	-0.4843	SLV fondazioni 5	-0.07709	-0.23126

		Ponte sullo Stretto di Messina PROGETTO DEFINITIVO		
PIAZZALE TRIAGE-FABBRICATO-ALLEGATO ALLA REL. PREDIMENSIONAMENTO STRUTTURE		Codice documento SF0272_F0	Rev F0	Data 20/06/2011

Nodo	Contesto	uz min	Minima	Contesto	uz max	Massima
1605	SLV fondazioni 7	-0.16372	-0.49115	SLV fondazioni 9	-0.06535	-0.19606
1606	SLV fondazioni 7	-0.16241	-0.48723	SLV fondazioni 9	-0.06645	-0.19934
1607	SLU 4	-0.16053	-0.48158	SLV fondazioni 9	-0.06743	-0.2023
1608	SLU 4	-0.15866	-0.47597	SLV fondazioni 9	-0.06818	-0.20454
1609	SLU 4	-0.15642	-0.46925	SLV fondazioni 9	-0.06864	-0.20592
1610	SLU 4	-0.15425	-0.46275	SLV fondazioni 9	-0.06887	-0.2066
1611	SLU 4	-0.15274	-0.45822	SLV fondazioni 9	-0.06906	-0.20719
1612	SLU 4	-0.15263	-0.45788	SLV fondazioni 9	-0.06965	-0.20894
1613	SLU 4	-0.15432	-0.46296	SLV fondazioni 9	-0.07088	-0.21263
1614	SLU 4	-0.15736	-0.47207	SLV fondazioni 9	-0.07251	-0.21753
1615	SLU 4	-0.16095	-0.48285	SLV fondazioni 9	-0.07415	-0.22244
1616	SLU 4	-0.16449	-0.49348	SLV fondazioni 5	-0.07517	-0.22552
1617	SLU 4	-0.16757	-0.50271	SLV fondazioni 5	-0.07471	-0.22413
1618	SLU 4	-0.16992	-0.50975	SLV fondazioni 5	-0.07402	-0.22206
1619	SLV fondazioni 11	-0.17181	-0.51544	SLV fondazioni 5	-0.07314	-0.21941
1620	SLV fondazioni 11	-0.17373	-0.5212	SLV fondazioni 5	-0.07209	-0.21627
1621	SLV fondazioni 11	-0.17455	-0.52366	SLV fondazioni 5	-0.07084	-0.21251
1622	SLV fondazioni 11	-0.17438	-0.52314	SLV fondazioni 5	-0.06934	-0.20803
1623	SLV fondazioni 11	-0.17345	-0.52036	SLV fondazioni 5	-0.06757	-0.20271
1624	SLV fondazioni 11	-0.17219	-0.51658	SLV fondazioni 5	-0.06556	-0.19668
1625	SLV fondazioni 11	-0.17127	-0.5138	SLV fondazioni 5	-0.06358	-0.19073
1626	SLV fondazioni 11	-0.17148	-0.51445	SLV fondazioni 5	-0.06219	-0.18657
1627	SLV fondazioni 11	-0.17311	-0.51933	SLV fondazioni 5	-0.06164	-0.18493

Spostamenti di interpiano

Nodo inferiore: Nodo inferiore.

I.: Numero dell'elemento nell'insieme che lo contiene.

Pos.: Coordinate del nodo.

X: Coordinata X. [cm]

Y: Coordinata Y. [cm]

Z: Coordinata Z. [cm]

Nodo superiore: Nodo superiore.

I.: Numero dell'elemento nell'insieme che lo contiene.

Pos.: Coordinate del nodo.

Z: Coordinata Z. [cm]

Spost. rel.: Spostamento relativo. Il valore è adimensionale.

Combinazione: Combinazione.

Spostamento inferiore: Spostamento in pianta del nodo inferiore.

X: Coordinata X. [cm]

Y: Coordinata Y. [cm]

Spostamento superiore: Spostamento in pianta del nodo superiore.

X: Coordinata X. [cm]

Y: Coordinata Y. [cm]

S.V.: Si intende non verificato qualora lo spostamento relativo sia superiore al valore limite espresso nelle preferenze di analisi.

limite SLO = 0,003333

Nodo inferiore	Nodo superiore	Spost. rel.	Combinazione	Spostamento inferiore	Spostamento superiore	S.V.
----------------	----------------	-------------	--------------	-----------------------	-----------------------	------

**PIAZZALE TRIAGE-FABBRICATO-ALLEGATO
ALLA REL. PREDIMENSIONAMENTO
STRUTTURE**

Codice documento
SF0272_F0

<i>Rev</i>	<i>Data</i>
F0	20/06/2011

I.	Pos.			I.	Pos.			X	Y	X	Y	
	X	Y	Z									
2	2637	-340	120	590	555	0	Famiglia "SLO" 1	0	0	0	0	si
2	2637	-340	120	590	555	0	Famiglia "SLO" 2	0	0	0	0	si
2	2637	-340	120	590	555	0	Famiglia "SLO" 3	0	0	0	0	si
2	2637	-340	120	590	555	0	Famiglia "SLO" 4	0	0	0	0	si
2	2637	-340	120	590	555	0	Famiglia "SLO" 5	0	0	0	0	si
2	2637	-340	120	590	555	0	Famiglia "SLO" 6	0	0	0	0	si
2	2637	-340	120	590	555	0	Famiglia "SLO" 7	0	0	0	0	si
2	2637	-340	120	590	555	0	Famiglia "SLO" 8	0	0	0	0	si
2	2637	-340	120	590	555	0	Famiglia "SLO" 9	0	0	0	0	si
2	2637	-340	120	590	555	0	Famiglia "SLO" 10	0	0	0	0	si
2	2637	-340	120	590	555	0	Famiglia "SLO" 11	0	0	0	0	si
2	2637	-340	120	590	555	0	Famiglia "SLO" 12	0	0	0	0	si
2	2637	-340	120	590	555	0	Famiglia "SLO" 13	0	0	0	0	si
2	2637	-340	120	590	555	0	Famiglia "SLO" 14	0	0	0	0	si
2	2637	-340	120	590	555	0	Famiglia "SLO" 15	0	0	0	0	si
2	2637	-340	120	590	555	0	Famiglia "SLO" 16	0	0	0	0	si
6	2885	-340	120	594	555	0	Famiglia "SLO" 2	0	0	0	0	si
6	2885	-340	120	594	555	0	Famiglia "SLO" 3	0	0	0	0	si
6	2885	-340	120	594	555	0	Famiglia "SLO" 4	0	0	0	0	si
6	2885	-340	120	594	555	0	Famiglia "SLO" 5	0	0	0	0	si
6	2885	-340	120	594	555	0	Famiglia "SLO" 6	0	0	0	0	si
6	2885	-340	120	594	555	0	Famiglia "SLO" 7	0	0	0	0	si
6	2885	-340	120	594	555	0	Famiglia "SLO" 8	0	0	0	0	si
6	2885	-340	120	594	555	0	Famiglia "SLO" 9	0	0	0	0	si
6	2885	-340	120	594	555	0	Famiglia "SLO" 10	0	0	0	0	si
6	2885	-340	120	594	555	0	Famiglia "SLO" 11	0	0	0	0	si
6	2885	-340	120	594	555	0	Famiglia "SLO" 12	0	0	0	0	si
6	2885	-340	120	594	555	0	Famiglia "SLO" 1	0	0	0	0	si
6	2885	-340	120	594	555	0	Famiglia "SLO" 13	0	0	0	0	si
6	2885	-340	120	594	555	0	Famiglia "SLO" 14	0	0	0	0	si
6	2885	-340	120	594	555	0	Famiglia "SLO" 15	0	0	0	0	si
6	2885	-340	120	594	555	0	Famiglia "SLO" 16	0	0	0	0	si
11	3206	-340	120	599	555	0	Famiglia "SLO" 2	0	0	0	0	si
11	3206	-340	120	599	555	0	Famiglia "SLO" 3	0	0	0	0	si
11	3206	-340	120	599	555	0	Famiglia "SLO" 4	0	0	0	0	si
11	3206	-340	120	599	555	0	Famiglia "SLO" 5	0	0	0	0	si
11	3206	-340	120	599	555	0	Famiglia "SLO" 6	0	0	0	0	si
11	3206	-340	120	599	555	0	Famiglia "SLO" 7	0	0	0	0	si
11	3206	-340	120	599	555	0	Famiglia "SLO" 8	0	0	0	0	si
11	3206	-340	120	599	555	0	Famiglia "SLO" 9	0	0	0	0	si
11	3206	-340	120	599	555	0	Famiglia "SLO" 10	0	0	0	0	si
11	3206	-340	120	599	555	0	Famiglia "SLO" 1	0	0	0	0	si
11	3206	-340	120	599	555	0	Famiglia "SLO" 11	0	0	0	0	si
11	3206	-340	120	599	555	0	Famiglia "SLO" 12	0	0	0	0	si
11	3206	-340	120	599	555	0	Famiglia "SLO" 13	0	0	0	0	si
11	3206	-340	120	599	555	0	Famiglia "SLO" 14	0	0	0	0	si
11	3206	-340	120	599	555	0	Famiglia "SLO" 15	0	0	0	0	si
11	3206	-340	120	599	555	0	Famiglia "SLO" 16	0	0	0	0	si
15	3475	-340	120	603	555	0.000002	Famiglia "SLO" 2	0	0	0	0.001	si
15	3475	-340	120	603	555	0.000003	Famiglia "SLO" 3	0	0	0	0.001	si
15	3475	-340	120	603	555	0.000003	Famiglia "SLO" 4	0	0	0	0.001	si
15	3475	-340	120	603	555	0.000001	Famiglia "SLO" 5	0	0	0	0	si
15	3475	-340	120	603	555	0.000001	Famiglia "SLO" 6	0	0	0	0	si

**PIAZZALE TRIAGE-FABBRICATO-ALLEGATO
ALLA REL. PREDIMENSIONAMENTO
STRUTTURE**

Codice documento
SF0272_F0

<i>Rev</i>	<i>Data</i>
F0	20/06/2011

Nodo inferiore				Nodo superiore		Spost. rel.	Combinazione	Spostamento inferiore		Spostamento superiore		S.V.
I.	Pos.			I.	Pos.			X	Y	X	Y	
	X	Y	Z		Z							
15	3475	-340	120	603	555	0.000004	Famiglia "SLO" 7	0	0	0	0.002	si
15	3475	-340	120	603	555	0.000004	Famiglia "SLO" 8	0	0	0	0.002	si
15	3475	-340	120	603	555	0.000001	Famiglia "SLO" 9	0	0	0	0	si
15	3475	-340	120	603	555	0.000001	Famiglia "SLO" 10	0	0	0	0	si
15	3475	-340	120	603	555	0.000005	Famiglia "SLO" 11	0	0	0.001	0.002	si
15	3475	-340	120	603	555	0.000002	Famiglia "SLO" 1	0	0	0	0.001	si
15	3475	-340	120	603	555	0.000005	Famiglia "SLO" 12	0	0	0.001	0.002	si
15	3475	-340	120	603	555	0.000003	Famiglia "SLO" 13	0	0	0.001	0.001	si
15	3475	-340	120	603	555	0.000003	Famiglia "SLO" 14	0	0	0.001	0.001	si
15	3475	-340	120	603	555	0.000004	Famiglia "SLO" 15	0	0	0.001	0.001	si
15	3475	-340	120	603	555	0.000004	Famiglia "SLO" 16	0	0	0.001	0.001	si
86	2637	35	120	1059	555	0.000005	Famiglia "SLO" 1	0	0	0.002	0	si
86	2637	35	120	1059	555	0.000005	Famiglia "SLO" 3	0	0	0.002	0	si
86	2637	35	120	1059	555	0.000005	Famiglia "SLO" 4	0	0	0.002	0	si
86	2637	35	120	1059	555	0.000005	Famiglia "SLO" 5	0	0	0.002	0	si
86	2637	35	120	1059	555	0.000005	Famiglia "SLO" 6	0	0	0.002	0	si
86	2637	35	120	1059	555	0.000005	Famiglia "SLO" 7	0	0	0.002	0	si
86	2637	35	120	1059	555	0.000005	Famiglia "SLO" 8	0	0	0.002	0	si
86	2637	35	120	1059	555	0.000006	Famiglia "SLO" 9	0	0	0.002	0	si
86	2637	35	120	1059	555	0.000006	Famiglia "SLO" 10	0	0	0.002	0	si
86	2637	35	120	1059	555	0.000006	Famiglia "SLO" 11	0	0	0.002	0	si
86	2637	35	120	1059	555	0.000006	Famiglia "SLO" 12	0	0	0.002	0	si
86	2637	35	120	1059	555	0.000006	Famiglia "SLO" 13	0	0	0.003	0	si
86	2637	35	120	1059	555	0.000006	Famiglia "SLO" 14	0	0	0.003	0	si
86	2637	35	120	1059	555	0.000006	Famiglia "SLO" 15	0	0	0.003	0	si
86	2637	35	120	1059	555	0.000006	Famiglia "SLO" 16	0	0	0.003	0	si
86	2637	35	120	1059	555	0.000005	Famiglia "SLO" 2	0	0	0.002	0	si
100	3475	35	120	1072	555	0.000006	Famiglia "SLO" 2	0	0	-0.002	0	si
100	3475	35	120	1072	555	0.000006	Famiglia "SLO" 3	0	0	-0.002	0	si
100	3475	35	120	1072	555	0.000006	Famiglia "SLO" 4	0	0	-0.002	0	si
100	3475	35	120	1072	555	0.000005	Famiglia "SLO" 5	0	0	-0.002	-0.001	si
100	3475	35	120	1072	555	0.000005	Famiglia "SLO" 6	0	0	-0.002	-0.001	si
100	3475	35	120	1072	555	0.000005	Famiglia "SLO" 7	0	0	-0.002	0.001	si
100	3475	35	120	1072	555	0.000005	Famiglia "SLO" 8	0	0	-0.002	0.001	si
100	3475	35	120	1072	555	0.000005	Famiglia "SLO" 9	0	0	-0.002	-0.001	si
100	3475	35	120	1072	555	0.000005	Famiglia "SLO" 10	0	0	-0.002	-0.001	si
100	3475	35	120	1072	555	0.000006	Famiglia "SLO" 1	0	0	-0.002	0	si
100	3475	35	120	1072	555	0.000005	Famiglia "SLO" 11	0	0	-0.002	0.001	si
100	3475	35	120	1072	555	0.000005	Famiglia "SLO" 12	0	0	-0.002	0.001	si
100	3475	35	120	1072	555	0.000004	Famiglia "SLO" 13	0	0	-0.002	0	si
100	3475	35	120	1072	555	0.000004	Famiglia "SLO" 14	0	0	-0.002	0	si
100	3475	35	120	1072	555	0.000004	Famiglia "SLO" 15	0	0	-0.002	0	si
100	3475	35	120	1072	555	0.000004	Famiglia "SLO" 16	0	0	-0.002	0	si
171	2637	410	120	1527	555	0	Famiglia "SLO" 2	0	0	0	0	si
171	2637	410	120	1527	555	0	Famiglia "SLO" 4	0	0	0	0	si
171	2637	410	120	1527	555	0	Famiglia "SLO" 1	0	0	0	0	si
171	2637	410	120	1527	555	0	Famiglia "SLO" 5	0	0	0	0	si
171	2637	410	120	1527	555	0	Famiglia "SLO" 6	0	0	0	0	si
171	2637	410	120	1527	555	0	Famiglia "SLO" 7	0	0	0	0	si
171	2637	410	120	1527	555	0	Famiglia "SLO" 8	0	0	0	0	si
171	2637	410	120	1527	555	0	Famiglia "SLO" 9	0	0	0	0	si

**PIAZZALE TRIAGE-FABBRICATO-ALLEGATO
ALLA REL. PREDIMENSIONAMENTO
STRUTTURE**

Codice documento
SF0272_F0

<i>Rev</i>	<i>Data</i>
F0	20/06/2011

Nodo inferiore				Nodo superiore		Spost. rel.	Combinazione	Spostamento inferiore		Spostamento superiore		S.V.
I.	Pos.			I.	Pos.			X	Y	X	Y	
	X	Y	Z		Z							
171	2637	410	120	1527	555	0	Famiglia "SLO" 10	0	0	0	0	si
171	2637	410	120	1527	555	0	Famiglia "SLO" 11	0	0	0	0	si
171	2637	410	120	1527	555	0	Famiglia "SLO" 12	0	0	0	0	si
171	2637	410	120	1527	555	0	Famiglia "SLO" 13	0	0	0	0	si
171	2637	410	120	1527	555	0	Famiglia "SLO" 14	0	0	0	0	si
171	2637	410	120	1527	555	0	Famiglia "SLO" 15	0	0	0	0	si
171	2637	410	120	1527	555	0	Famiglia "SLO" 3	0	0	0	0	si
171	2637	410	120	1527	555	0	Famiglia "SLO" 16	0	0	0	0	si
175	2885	410	120	1531	555	0	Famiglia "SLO" 3	0	0	0	0	si
175	2885	410	120	1531	555	0	Famiglia "SLO" 4	0	0	0	0	si
175	2885	410	120	1531	555	0	Famiglia "SLO" 5	0	0	0	0	si
175	2885	410	120	1531	555	0	Famiglia "SLO" 2	0	0	0	0	si
175	2885	410	120	1531	555	0	Famiglia "SLO" 6	0	0	0	0	si
175	2885	410	120	1531	555	0	Famiglia "SLO" 1	0	0	0	0	si
175	2885	410	120	1531	555	0	Famiglia "SLO" 7	0	0	0	0	si
175	2885	410	120	1531	555	0	Famiglia "SLO" 8	0	0	0	0	si
175	2885	410	120	1531	555	0	Famiglia "SLO" 9	0	0	0	0	si
175	2885	410	120	1531	555	0	Famiglia "SLO" 10	0	0	0	0	si
175	2885	410	120	1531	555	0	Famiglia "SLO" 11	0	0	0	0	si
175	2885	410	120	1531	555	0	Famiglia "SLO" 12	0	0	0	0	si
175	2885	410	120	1531	555	0	Famiglia "SLO" 13	0	0	0	0	si
175	2885	410	120	1531	555	0	Famiglia "SLO" 14	0	0	0	0	si
175	2885	410	120	1531	555	0	Famiglia "SLO" 15	0	0	0	0	si
175	2885	410	120	1531	555	0	Famiglia "SLO" 16	0	0	0	0	si
180	3206	410	120	1536	555	0	Famiglia "SLO" 4	0	0	0	0	si
180	3206	410	120	1536	555	0	Famiglia "SLO" 3	0	0	0	0	si
180	3206	410	120	1536	555	0	Famiglia "SLO" 5	0	0	0	0	si
180	3206	410	120	1536	555	0	Famiglia "SLO" 6	0	0	0	0	si
180	3206	410	120	1536	555	0	Famiglia "SLO" 7	0	0	0	0	si
180	3206	410	120	1536	555	0	Famiglia "SLO" 2	0	0	0	0	si
180	3206	410	120	1536	555	0	Famiglia "SLO" 8	0	0	0	0	si
180	3206	410	120	1536	555	0	Famiglia "SLO" 1	0	0	0	0	si
180	3206	410	120	1536	555	0	Famiglia "SLO" 9	0	0	0	0	si
180	3206	410	120	1536	555	0	Famiglia "SLO" 10	0	0	0	0	si
180	3206	410	120	1536	555	0	Famiglia "SLO" 11	0	0	0	0	si
180	3206	410	120	1536	555	0	Famiglia "SLO" 12	0	0	0	0	si
180	3206	410	120	1536	555	0	Famiglia "SLO" 13	0	0	0	0	si
180	3206	410	120	1536	555	0	Famiglia "SLO" 14	0	0	0	0	si
180	3206	410	120	1536	555	0	Famiglia "SLO" 15	0	0	0	0	si
180	3206	410	120	1536	555	0	Famiglia "SLO" 16	0	0	0	0	si
184	3475	410	120	1540	555	0.000002	Famiglia "SLO" 4	0	0	0	-0.001	si
184	3475	410	120	1540	555	0.000002	Famiglia "SLO" 3	0	0	0	-0.001	si
184	3475	410	120	1540	555	0.000004	Famiglia "SLO" 5	0	0	0	-0.002	si
184	3475	410	120	1540	555	0.000004	Famiglia "SLO" 6	0	0	0	-0.002	si
184	3475	410	120	1540	555	0.000003	Famiglia "SLO" 2	0	0	0	-0.001	si
184	3475	410	120	1540	555	0.000001	Famiglia "SLO" 7	0	0	0	0	si
184	3475	410	120	1540	555	0.000001	Famiglia "SLO" 8	0	0	0	0	si
184	3475	410	120	1540	555	0.000003	Famiglia "SLO" 1	0	0	0	-0.001	si
184	3475	410	120	1540	555	0.000005	Famiglia "SLO" 9	0	0	0.001	-0.002	si
184	3475	410	120	1540	555	0.000005	Famiglia "SLO" 10	0	0	0.001	-0.002	si
184	3475	410	120	1540	555	0.000001	Famiglia "SLO" 11	0	0	0	0	si

**PIAZZALE TRIAGE-FABBRICATO-ALLEGATO
ALLA REL. PREDIMENSIONAMENTO
STRUTTURE**

Codice documento
SF0272_F0

<i>Rev</i>	<i>Data</i>
F0	20/06/2011

Nodo inferiore				Nodo superiore		Spost. rel.	Combinazione	Spostamento inferiore		Spostamento superiore		S.V.
I.	Pos.			I.	Pos.			X	Y	X	Y	
	X	Y	Z		Z							
184	3475	410	120	1540	555	0.000001	Famiglia "SLO" 12	0	0	0	0	si
184	3475	410	120	1540	555	0.000004	Famiglia "SLO" 13	0	0	0.001	-0.001	si
184	3475	410	120	1540	555	0.000004	Famiglia "SLO" 14	0	0	0.001	-0.001	si
184	3475	410	120	1540	555	0.000003	Famiglia "SLO" 15	0	0	0.001	-0.001	si
184	3475	410	120	1540	555	0.000003	Famiglia "SLO" 16	0	0	0.001	-0.001	si
550	254	-340	555	2936	978	0.000082	Famiglia "SLO" 5	0	0	-0.006	-0.034	si
550	254	-340	555	2936	978	0.000082	Famiglia "SLO" 6	0	0	-0.006	-0.034	si
550	254	-340	555	2936	978	0.000075	Famiglia "SLO" 7	0	0	0.001	0.032	si
550	254	-340	555	2936	978	0.000075	Famiglia "SLO" 8	0	0	0.001	0.032	si
550	254	-340	555	2936	978	0.000022	Famiglia "SLO" 4	0	0	-0.004	0.008	si
550	254	-340	555	2936	978	0.000081	Famiglia "SLO" 9	0	0	-0.003	-0.034	si
550	254	-340	555	2936	978	0.000081	Famiglia "SLO" 10	0	0	-0.003	-0.034	si
550	254	-340	555	2936	978	0.000076	Famiglia "SLO" 11	0	0	0.004	0.032	si
550	254	-340	555	2936	978	0.000031	Famiglia "SLO" 1	0	0	-0.006	-0.011	si
550	254	-340	555	2936	978	0.000022	Famiglia "SLO" 3	0	0	-0.004	0.008	si
550	254	-340	555	2936	978	0.000076	Famiglia "SLO" 12	0	0	0.004	0.032	si
550	254	-340	555	2936	978	0.000026	Famiglia "SLO" 13	0	0	0.002	-0.011	si
550	254	-340	555	2936	978	0.000026	Famiglia "SLO" 14	0	0	0.002	-0.011	si
550	254	-340	555	2936	978	0.000031	Famiglia "SLO" 2	0	0	-0.006	-0.011	si
550	254	-340	555	2936	978	0.000024	Famiglia "SLO" 15	0	0	0.004	0.009	si
550	254	-340	555	2936	978	0.000024	Famiglia "SLO" 16	0	0	0.004	0.009	si
555	569	-340	555	2941	978	0.000222	Famiglia "SLO" 4	0	0	-0.004	0.094	si
555	569	-340	555	2941	978	0.000736	Famiglia "SLO" 5	0	0	-0.006	-0.311	si
555	569	-340	555	2941	978	0.000222	Famiglia "SLO" 3	0	0	-0.004	0.094	si
555	569	-340	555	2941	978	0.000736	Famiglia "SLO" 6	0	0	-0.006	-0.311	si
555	569	-340	555	2941	978	0.000736	Famiglia "SLO" 7	0	0	0.001	0.311	si
555	569	-340	555	2941	978	0.00022	Famiglia "SLO" 2	0	0	-0.006	-0.093	si
555	569	-340	555	2941	978	0.000736	Famiglia "SLO" 8	0	0	0.001	0.311	si
555	569	-340	555	2941	978	0.000737	Famiglia "SLO" 9	0	0	-0.004	-0.312	si
555	569	-340	555	2941	978	0.000737	Famiglia "SLO" 10	0	0	-0.004	-0.312	si
555	569	-340	555	2941	978	0.00022	Famiglia "SLO" 1	0	0	-0.006	-0.093	si
555	569	-340	555	2941	978	0.000735	Famiglia "SLO" 11	0	0	0.003	0.311	si
555	569	-340	555	2941	978	0.000735	Famiglia "SLO" 12	0	0	0.003	0.311	si
555	569	-340	555	2941	978	0.000223	Famiglia "SLO" 13	0	0	0.001	-0.094	si
555	569	-340	555	2941	978	0.000223	Famiglia "SLO" 14	0	0	0.001	-0.094	si
555	569	-340	555	2941	978	0.000219	Famiglia "SLO" 15	0	0	0.003	0.092	si
555	569	-340	555	2941	978	0.000219	Famiglia "SLO" 16	0	0	0.003	0.092	si
562	1014	-340	555	2948	978	0.001469	Famiglia "SLO" 5	0	0	-0.006	-0.621	si
562	1014	-340	555	2948	978	0.000437	Famiglia "SLO" 3	0	0	-0.004	0.185	si
562	1014	-340	555	2948	978	0.000437	Famiglia "SLO" 4	0	0	-0.004	0.185	si
562	1014	-340	555	2948	978	0.001469	Famiglia "SLO" 6	0	0	-0.006	-0.621	si
562	1014	-340	555	2948	978	0.001464	Famiglia "SLO" 7	0	0	0	0.619	si
562	1014	-340	555	2948	978	0.001464	Famiglia "SLO" 8	0	0	0	0.619	si
562	1014	-340	555	2948	978	0.000443	Famiglia "SLO" 2	0	0	-0.006	-0.187	si
562	1014	-340	555	2948	978	0.001469	Famiglia "SLO" 9	0	0	-0.004	-0.621	si
562	1014	-340	555	2948	978	0.001469	Famiglia "SLO" 10	0	0	-0.004	-0.621	si
562	1014	-340	555	2948	978	0.001465	Famiglia "SLO" 11	0	0	0.002	0.62	si
562	1014	-340	555	2948	978	0.000443	Famiglia "SLO" 1	0	0	-0.006	-0.187	si
562	1014	-340	555	2948	978	0.001465	Famiglia "SLO" 12	0	0	0.002	0.62	si
562	1014	-340	555	2948	978	0.000441	Famiglia "SLO" 13	0	0	0	-0.187	si
562	1014	-340	555	2948	978	0.000441	Famiglia "SLO" 14	0	0	0	-0.187	si

**PIAZZALE TRIAGE-FABBRICATO-ALLEGATO
ALLA REL. PREDIMENSIONAMENTO
STRUTTURE**

Codice documento
SF0272_F0

<i>Rev</i>	<i>Data</i>
F0	20/06/2011

Nodo inferiore				Nodo superiore		Spost. rel.	Combinazione	Spostamento inferiore		Spostamento superiore		S.V.
I.	Pos.			I.	Pos.			X	Y	X	Y	
	X	Y	Z		Z							
562	1014	-340	555	2948	978	0.000439	Famiglia "SLO" 15	0	0	0.002	0.186	si
562	1014	-340	555	2948	978	0.000439	Famiglia "SLO" 16	0	0	0.002	0.186	si
569	1414	-340	555	2955	978	0.00147	Famiglia "SLO" 6	0	0	-0.008	-0.622	si
569	1414	-340	555	2955	978	0.000439	Famiglia "SLO" 3	0	0	-0.005	0.186	si
569	1414	-340	555	2955	978	0.000439	Famiglia "SLO" 4	0	0	-0.005	0.186	si
569	1414	-340	555	2955	978	0.001467	Famiglia "SLO" 7	0	0	-0.001	0.62	si
569	1414	-340	555	2955	978	0.001467	Famiglia "SLO" 8	0	0	-0.001	0.62	si
569	1414	-340	555	2955	978	0.00147	Famiglia "SLO" 9	0	0	-0.006	-0.622	si
569	1414	-340	555	2955	978	0.000442	Famiglia "SLO" 2	0	0	-0.007	-0.187	si
569	1414	-340	555	2955	978	0.00147	Famiglia "SLO" 10	0	0	-0.006	-0.622	si
569	1414	-340	555	2955	978	0.001467	Famiglia "SLO" 11	0	0	0.001	0.62	si
569	1414	-340	555	2955	978	0.001467	Famiglia "SLO" 12	0	0	0.001	0.62	si
569	1414	-340	555	2955	978	0.000442	Famiglia "SLO" 1	0	0	-0.007	-0.187	si
569	1414	-340	555	2955	978	0.000443	Famiglia "SLO" 13	0	0	-0.001	-0.187	si
569	1414	-340	555	2955	978	0.000443	Famiglia "SLO" 14	0	0	-0.001	-0.187	si
569	1414	-340	555	2955	978	0.000438	Famiglia "SLO" 15	0	0	0.001	0.185	si
569	1414	-340	555	2955	978	0.00147	Famiglia "SLO" 5	0	0	-0.008	-0.622	si
569	1414	-340	555	2955	978	0.000438	Famiglia "SLO" 16	0	0	0.001	0.185	si
576	1814	-340	555	2962	978	0.000864	Famiglia "SLO" 5	0	0	-0.01	-0.365	si
576	1814	-340	555	2962	978	0.000864	Famiglia "SLO" 6	0	0	-0.01	-0.365	si
576	1814	-340	555	2962	978	0.000257	Famiglia "SLO" 3	0	0	-0.007	0.109	si
576	1814	-340	555	2962	978	0.000861	Famiglia "SLO" 7	0	0	-0.001	0.364	si
576	1814	-340	555	2962	978	0.000257	Famiglia "SLO" 4	0	0	-0.007	0.109	si
576	1814	-340	555	2962	978	0.000861	Famiglia "SLO" 8	0	0	-0.001	0.364	si
576	1814	-340	555	2962	978	0.000863	Famiglia "SLO" 9	0	0	-0.008	-0.365	si
576	1814	-340	555	2962	978	0.000863	Famiglia "SLO" 10	0	0	-0.008	-0.365	si
576	1814	-340	555	2962	978	0.000262	Famiglia "SLO" 2	0	0	-0.009	-0.11	si
576	1814	-340	555	2962	978	0.000862	Famiglia "SLO" 11	0	0	0.001	0.365	si
576	1814	-340	555	2962	978	0.000862	Famiglia "SLO" 12	0	0	0.001	0.365	si
576	1814	-340	555	2962	978	0.000262	Famiglia "SLO" 1	0	0	-0.009	-0.11	si
576	1814	-340	555	2962	978	0.000258	Famiglia "SLO" 13	0	0	-0.002	-0.109	si
576	1814	-340	555	2962	978	0.000258	Famiglia "SLO" 14	0	0	-0.002	-0.109	si
576	1814	-340	555	2962	978	0.000259	Famiglia "SLO" 15	0	0	0	0.11	si
576	1814	-340	555	2962	978	0.000259	Famiglia "SLO" 16	0	0	0	0.11	si
583	2214	-340	555	2969	978	0.000062	Famiglia "SLO" 6	0	0	-0.011	-0.024	si
583	2214	-340	555	2969	978	0.000062	Famiglia "SLO" 5	0	0	-0.011	-0.024	si
583	2214	-340	555	2969	978	0.00004	Famiglia "SLO" 7	0	0	-0.001	0.017	si
583	2214	-340	555	2969	978	0.000019	Famiglia "SLO" 3	0	0	-0.007	0.003	si
583	2214	-340	555	2969	978	0.00004	Famiglia "SLO" 8	0	0	-0.001	0.017	si
583	2214	-340	555	2969	978	0.000019	Famiglia "SLO" 4	0	0	-0.007	0.003	si
583	2214	-340	555	2969	978	0.00006	Famiglia "SLO" 9	0	0	-0.008	-0.024	si
583	2214	-340	555	2969	978	0.00006	Famiglia "SLO" 10	0	0	-0.008	-0.024	si
583	2214	-340	555	2969	978	0.000039	Famiglia "SLO" 11	0	0	0.001	0.017	si
583	2214	-340	555	2969	978	0.000033	Famiglia "SLO" 2	0	0	-0.01	-0.009	si
583	2214	-340	555	2969	978	0.000039	Famiglia "SLO" 12	0	0	0.001	0.017	si
583	2214	-340	555	2969	978	0.000024	Famiglia "SLO" 13	0	0	-0.002	-0.01	si
583	2214	-340	555	2969	978	0.000033	Famiglia "SLO" 1	0	0	-0.01	-0.009	si
583	2214	-340	555	2969	978	0.000024	Famiglia "SLO" 14	0	0	-0.002	-0.01	si
583	2214	-340	555	2969	978	0.000006	Famiglia "SLO" 15	0	0	0.001	0.002	si
583	2214	-340	555	2969	978	0.000006	Famiglia "SLO" 16	0	0	0.001	0.002	si
589	2584	-340	555	2975	978	0.000516	Famiglia "SLO" 5	0	0	-0.01	-0.218	si

**PIAZZALE TRIAGE-FABBRICATO-ALLEGATO
ALLA REL. PREDIMENSIONAMENTO
STRUTTURE**

Codice documento
SF0272_F0

<i>Rev</i>	<i>Data</i>
F0	20/06/2011

Nodo inferiore				Nodo superiore		Spost. rel.	Combinazione	Spostamento inferiore		Spostamento superiore		S.V.
I.	Pos.			I.	Pos.			X	Y	X	Y	
	X	Y	Z		Z							
589	2584	-340	555	2975	978	0.000444	Famiglia "SLO" 7	0	0	-0.001	0.188	si
589	2584	-340	555	2975	978	0.000444	Famiglia "SLO" 8	0	0	-0.001	0.188	si
589	2584	-340	555	2975	978	0.000139	Famiglia "SLO" 3	0	0	-0.008	0.058	si
589	2584	-340	555	2975	978	0.000139	Famiglia "SLO" 4	0	0	-0.008	0.058	si
589	2584	-340	555	2975	978	0.000541	Famiglia "SLO" 9	0	0	-0.007	-0.229	si
589	2584	-340	555	2975	978	0.000541	Famiglia "SLO" 10	0	0	-0.007	-0.229	si
589	2584	-340	555	2975	978	0.000419	Famiglia "SLO" 11	0	0	0.002	0.177	si
589	2584	-340	555	2975	978	0.000419	Famiglia "SLO" 12	0	0	0.002	0.177	si
589	2584	-340	555	2975	978	0.000152	Famiglia "SLO" 2	0	0	-0.01	-0.063	si
589	2584	-340	555	2975	978	0.000234	Famiglia "SLO" 13	0	0	0	-0.099	si
589	2584	-340	555	2975	978	0.000234	Famiglia "SLO" 14	0	0	0	-0.099	si
589	2584	-340	555	2975	978	0.000152	Famiglia "SLO" 1	0	0	-0.01	-0.063	si
589	2584	-340	555	2975	978	0.000054	Famiglia "SLO" 15	0	0	0.002	0.023	si
589	2584	-340	555	2975	978	0.000516	Famiglia "SLO" 6	0	0	-0.01	-0.218	si
589	2584	-340	555	2975	978	0.000054	Famiglia "SLO" 16	0	0	0.002	0.023	si
590	2637	-340	555	2976	978	0.000005	Famiglia "SLO" 6	0	0	0.002	-0.001	si
590	2637	-340	555	2976	978	0.000001	Famiglia "SLO" 8	0	0	0.002	0.004	si
590	2637	-340	555	2976	978	0.000005	Famiglia "SLO" 5	0	0	0.002	-0.001	si
590	2637	-340	555	2976	978	0.000007	Famiglia "SLO" 9	0	0	0.003	-0.001	si
590	2637	-340	555	2976	978	0.000005	Famiglia "SLO" 4	0	0	0.001	0.002	si
590	2637	-340	555	2976	978	0.000007	Famiglia "SLO" 10	0	0	0.003	-0.001	si
590	2637	-340	555	2976	978	0.000012	Famiglia "SLO" 11	0	0	0.003	0.004	si
590	2637	-340	555	2976	978	0.000012	Famiglia "SLO" 12	0	0	0.003	0.004	si
590	2637	-340	555	2976	978	0.000005	Famiglia "SLO" 3	0	0	0.001	0.002	si
590	2637	-340	555	2976	978	0.000001	Famiglia "SLO" 13	0	0	0.004	0.001	si
590	2637	-340	555	2976	978	0.000001	Famiglia "SLO" 14	0	0	0.004	0.001	si
590	2637	-340	555	2976	978	0.000002	Famiglia "SLO" 1	0	0	0.001	0	si
590	2637	-340	555	2976	978	0.000011	Famiglia "SLO" 15	0	0	0.004	0.002	si
590	2637	-340	555	2976	978	0.000002	Famiglia "SLO" 2	0	0	0.001	0	si
590	2637	-340	555	2976	978	0.000011	Famiglia "SLO" 16	0	0	0.004	0.002	si
590	2637	-340	555	2976	978	0.000001	Famiglia "SLO" 7	0	0	0.002	0.004	si
594	2885	-340	555	2980	978	0.000266	Famiglia "SLO" 8	0	0	0.003	0.112	si
594	2885	-340	555	2980	978	0.000082	Famiglia "SLO" 3	0	0	0.001	0.034	si
594	2885	-340	555	2980	978	0.000264	Famiglia "SLO" 9	0	0	0.003	-0.112	si
594	2885	-340	555	2980	978	0.000264	Famiglia "SLO" 10	0	0	0.003	-0.112	si
594	2885	-340	555	2980	978	0.000263	Famiglia "SLO" 5	0	0	0.002	-0.111	si
594	2885	-340	555	2980	978	0.000265	Famiglia "SLO" 11	0	0	0.004	0.112	si
594	2885	-340	555	2980	978	0.000077	Famiglia "SLO" 2	0	0	0.001	-0.033	si
594	2885	-340	555	2980	978	0.000265	Famiglia "SLO" 12	0	0	0.004	0.112	si
594	2885	-340	555	2980	978	0.000008	Famiglia "SLO" 13	0	0	0.005	-0.034	si
594	2885	-340	555	2980	978	0.000082	Famiglia "SLO" 4	0	0	0.001	0.034	si
594	2885	-340	555	2980	978	0.000077	Famiglia "SLO" 1	0	0	0.001	-0.033	si
594	2885	-340	555	2980	978	0.000266	Famiglia "SLO" 7	0	0	0.003	0.112	si
594	2885	-340	555	2980	978	0.000008	Famiglia "SLO" 14	0	0	0.005	-0.034	si
594	2885	-340	555	2980	978	0.000008	Famiglia "SLO" 15	0	0	0.005	0.033	si
594	2885	-340	555	2980	978	0.000263	Famiglia "SLO" 6	0	0	0.002	-0.111	si
594	2885	-340	555	2980	978	0.000008	Famiglia "SLO" 16	0	0	0.005	0.033	si
599	3206	-340	555	2985	978	0.000085	Famiglia "SLO" 3	0	0	0.003	0.036	si
599	3206	-340	555	2985	978	0.000284	Famiglia "SLO" 8	0	0	0.004	0.12	si
599	3206	-340	555	2985	978	0.000283	Famiglia "SLO" 9	0	0	0.006	-0.12	si
599	3206	-340	555	2985	978	0.000283	Famiglia "SLO" 10	0	0	0.006	-0.12	si

**PIAZZALE TRIAGE-FABBRICATO-ALLEGATO
ALLA REL. PREDIMENSIONAMENTO
STRUTTURE**

Codice documento
SF0272_F0

<i>Rev</i>	<i>Data</i>
F0	20/06/2011

Nodo inferiore				Nodo superiore		Spost. rel.	Combinazione	Spostamento inferiore		Spostamento superiore		S.V.
I.	Pos.			I.	Pos.			X	Y	X	Y	
	X	Y	Z		Z							
599	3206	-340	555	2985	978	0.000086	Famiglia "SLO" 2	0	0	0.003	-0.036	si
599	3206	-340	555	2985	978	0.000285	Famiglia "SLO" 11	0	0	0.005	0.121	si
599	3206	-340	555	2985	978	0.000086	Famiglia "SLO" 1	0	0	0.003	-0.036	si
599	3206	-340	555	2985	978	0.000285	Famiglia "SLO" 12	0	0	0.005	0.121	si
599	3206	-340	555	2985	978	0.000284	Famiglia "SLO" 7	0	0	0.004	0.12	si
599	3206	-340	555	2985	978	0.000085	Famiglia "SLO" 13	0	0	0.007	-0.035	si
599	3206	-340	555	2985	978	0.000085	Famiglia "SLO" 4	0	0	0.003	0.036	si
599	3206	-340	555	2985	978	0.000284	Famiglia "SLO" 6	0	0	0.005	-0.12	si
599	3206	-340	555	2985	978	0.000085	Famiglia "SLO" 14	0	0	0.007	-0.035	si
599	3206	-340	555	2985	978	0.000088	Famiglia "SLO" 15	0	0	0.006	0.037	si
599	3206	-340	555	2985	978	0.000088	Famiglia "SLO" 16	0	0	0.006	0.037	si
599	3206	-340	555	2985	978	0.000284	Famiglia "SLO" 5	0	0	0.005	-0.12	si
603	3475	-340	555	2989	978	0.000008	Famiglia "SLO" 3	0	0.001	0.004	0.002	si
603	3475	-340	555	2989	978	0.00001	Famiglia "SLO" 8	0	0.002	0.004	0.004	si
603	3475	-340	555	2989	978	0.000016	Famiglia "SLO" 9	0	0	0.007	-0.003	si
603	3475	-340	555	2989	978	0.000016	Famiglia "SLO" 10	0	0	0.007	-0.003	si
603	3475	-340	555	2989	978	0.000009	Famiglia "SLO" 2	0	0.001	0.004	0	si
603	3475	-340	555	2989	978	0.000012	Famiglia "SLO" 11	0.001	0.002	0.005	0.004	si
603	3475	-340	555	2989	978	0.000008	Famiglia "SLO" 4	0	0.001	0.004	0.002	si
603	3475	-340	555	2989	978	0.000012	Famiglia "SLO" 12	0.001	0.002	0.005	0.004	si
603	3475	-340	555	2989	978	0.000009	Famiglia "SLO" 1	0	0.001	0.004	0	si
603	3475	-340	555	2989	978	0.000001	Famiglia "SLO" 7	0	0.002	0.004	0.004	si
603	3475	-340	555	2989	978	0.000016	Famiglia "SLO" 13	0.001	0.001	0.007	0	si
603	3475	-340	555	2989	978	0.000014	Famiglia "SLO" 5	0	0	0.006	-0.002	si
603	3475	-340	555	2989	978	0.000016	Famiglia "SLO" 14	0.001	0.001	0.007	0	si
603	3475	-340	555	2989	978	0.000014	Famiglia "SLO" 6	0	0	0.006	-0.002	si
603	3475	-340	555	2989	978	0.000015	Famiglia "SLO" 15	0.001	0.001	0.007	0.002	si
603	3475	-340	555	2989	978	0.000015	Famiglia "SLO" 16	0.001	0.001	0.007	0.002	si
604	3528	-340	555	2990	978	0.000587	Famiglia "SLO" 8	0	0	-0.003	0.248	si
604	3528	-340	555	2990	978	0.000731	Famiglia "SLO" 9	0	0	0.01	-0.309	si
604	3528	-340	555	2990	978	0.00007	Famiglia "SLO" 3	0	0	-0.007	0.029	si
604	3528	-340	555	2990	978	0.00007	Famiglia "SLO" 4	0	0	-0.007	0.029	si
604	3528	-340	555	2990	978	0.000731	Famiglia "SLO" 10	0	0	0.01	-0.309	si
604	3528	-340	555	2990	978	0.000624	Famiglia "SLO" 11	0	0	0.002	0.264	si
604	3528	-340	555	2990	978	0.000624	Famiglia "SLO" 12	0	0	0.002	0.264	si
604	3528	-340	555	2990	978	0.000768	Famiglia "SLO" 5	0	0	0.004	-0.325	si
604	3528	-340	555	2990	978	0.000215	Famiglia "SLO" 13	0	0	0.014	-0.09	si
604	3528	-340	555	2990	978	0.000338	Famiglia "SLO" 2	0	0	-0.005	-0.143	si
604	3528	-340	555	2990	978	0.000215	Famiglia "SLO" 14	0	0	0.014	-0.09	si
604	3528	-340	555	2990	978	0.000587	Famiglia "SLO" 7	0	0	-0.003	0.248	si
604	3528	-340	555	2990	978	0.000196	Famiglia "SLO" 15	0	0	0.011	0.082	si
604	3528	-340	555	2990	978	0.000768	Famiglia "SLO" 6	0	0	0.004	-0.325	si
604	3528	-340	555	2990	978	0.000338	Famiglia "SLO" 1	0	0	-0.005	-0.143	si
604	3528	-340	555	2990	978	0.000196	Famiglia "SLO" 16	0	0	0.011	0.082	si
611	3962	-340	555	2997	978	0.000074	Famiglia "SLO" 9	0	0	0.01	-0.03	si
611	3962	-340	555	2997	978	0.000029	Famiglia "SLO" 1	0	0	-0.004	-0.012	si
611	3962	-340	555	2997	978	0.000074	Famiglia "SLO" 10	0	0	0.01	-0.03	si
611	3962	-340	555	2997	978	0.000017	Famiglia "SLO" 3	0	0	-0.006	0.004	si
611	3962	-340	555	2997	978	0.000017	Famiglia "SLO" 4	0	0	-0.006	0.004	si
611	3962	-340	555	2997	978	0.000053	Famiglia "SLO" 11	0	0	0.003	0.022	si
611	3962	-340	555	2997	978	0.000071	Famiglia "SLO" 5	0	0	0.005	-0.03	si

**PIAZZALE TRIAGE-FABBRICATO-ALLEGATO
ALLA REL. PREDIMENSIONAMENTO
STRUTTURE**

Codice documento
SF0272_F0

<i>Rev</i>	<i>Data</i>
F0	20/06/2011

Nodo inferiore				Nodo superiore		Spost. rel.	Combinazione	Spostamento inferiore		Spostamento superiore		S.V.
I.	Pos.			I.	Pos.			X	Y	X	Y	
	X	Y	Z		Z							
611	3962	-340	555	2997	978	0.000053	Famiglia "SLO" 12	0	0	0.003	0.022	si
611	3962	-340	555	2997	978	0.000042	Famiglia "SLO" 13	0	0	0.014	-0.011	si
611	3962	-340	555	2997	978	0.000071	Famiglia "SLO" 6	0	0	0.005	-0.03	si
611	3962	-340	555	2997	978	0.000042	Famiglia "SLO" 14	0	0	0.014	-0.011	si
611	3962	-340	555	2997	978	0.000029	Famiglia "SLO" 2	0	0	-0.004	-0.012	si
611	3962	-340	555	2997	978	0.000053	Famiglia "SLO" 8	0	0	-0.003	0.022	si
611	3962	-340	555	2997	978	0.000053	Famiglia "SLO" 7	0	0	-0.003	0.022	si
611	3962	-340	555	2997	978	0.000029	Famiglia "SLO" 15	0	0	0.011	0.004	si
611	3962	-340	555	2997	978	0.000029	Famiglia "SLO" 16	0	0	0.011	0.004	si
618	4395	-340	555	3004	978	0.000572	Famiglia "SLO" 5	0	0	0.006	-0.242	si
618	4395	-340	555	3004	978	0.00057	Famiglia "SLO" 9	0	0	0.011	-0.241	si
618	4395	-340	555	3004	978	0.00057	Famiglia "SLO" 10	0	0	0.011	-0.241	si
618	4395	-340	555	3004	978	0.000571	Famiglia "SLO" 11	0	0	0.003	0.241	si
618	4395	-340	555	3004	978	0.000168	Famiglia "SLO" 4	0	0	-0.005	0.071	si
618	4395	-340	555	3004	978	0.000168	Famiglia "SLO" 3	0	0	-0.005	0.071	si
618	4395	-340	555	3004	978	0.000571	Famiglia "SLO" 12	0	0	0.003	0.241	si
618	4395	-340	555	3004	978	0.000175	Famiglia "SLO" 1	0	0	-0.003	-0.074	si
618	4395	-340	555	3004	978	0.000172	Famiglia "SLO" 13	0	0	0.014	-0.071	si
618	4395	-340	555	3004	978	0.000572	Famiglia "SLO" 6	0	0	0.006	-0.242	si
618	4395	-340	555	3004	978	0.000172	Famiglia "SLO" 14	0	0	0.014	-0.071	si
618	4395	-340	555	3004	978	0.000569	Famiglia "SLO" 8	0	0	-0.002	0.241	si
618	4395	-340	555	3004	978	0.000176	Famiglia "SLO" 15	0	0	0.012	0.073	si
618	4395	-340	555	3004	978	0.000175	Famiglia "SLO" 2	0	0	-0.003	-0.074	si
618	4395	-340	555	3004	978	0.000569	Famiglia "SLO" 7	0	0	-0.002	0.241	si
618	4395	-340	555	3004	978	0.000176	Famiglia "SLO" 16	0	0	0.012	0.073	si
625	4818	-340	555	3011	978	0.00008	Famiglia "SLO" 10	0	0	0.011	-0.032	si
625	4818	-340	555	3011	978	0.000025	Famiglia "SLO" 4	0	0	-0.006	0.009	si
625	4818	-340	555	3011	978	0.000025	Famiglia "SLO" 3	0	0	-0.006	0.009	si
625	4818	-340	555	3011	978	0.00007	Famiglia "SLO" 11	0	0	0.002	0.03	si
625	4818	-340	555	3011	978	0.00007	Famiglia "SLO" 12	0	0	0.002	0.03	si
625	4818	-340	555	3011	978	0.000042	Famiglia "SLO" 13	0	0	0.014	-0.011	si
625	4818	-340	555	3011	978	0.000076	Famiglia "SLO" 5	0	0	0.006	-0.032	si
625	4818	-340	555	3011	978	0.00008	Famiglia "SLO" 9	0	0	0.011	-0.032	si
625	4818	-340	555	3011	978	0.000024	Famiglia "SLO" 2	0	0	-0.003	-0.01	si
625	4818	-340	555	3011	978	0.000071	Famiglia "SLO" 8	0	0	-0.003	0.03	si
625	4818	-340	555	3011	978	0.000042	Famiglia "SLO" 14	0	0	0.014	-0.011	si
625	4818	-340	555	3011	978	0.000071	Famiglia "SLO" 7	0	0	-0.003	0.03	si
625	4818	-340	555	3011	978	0.000032	Famiglia "SLO" 15	0	0	0.011	0.008	si
625	4818	-340	555	3011	978	0.000076	Famiglia "SLO" 6	0	0	0.006	-0.032	si
625	4818	-340	555	3011	978	0.000024	Famiglia "SLO" 1	0	0	-0.003	-0.01	si
625	4818	-340	555	3011	978	0.000032	Famiglia "SLO" 16	0	0	0.011	0.008	si
1018	254	35	555	3042	978	0.000075	Famiglia "SLO" 10	0	0	0.004	-0.031	si
1018	254	35	555	3042	978	0.000075	Famiglia "SLO" 11	0	0	0.004	0.031	si
1018	254	35	555	3042	978	0.000109	Famiglia "SLO" 5	0	0	-0.034	-0.031	si
1018	254	35	555	3042	978	0.000075	Famiglia "SLO" 12	0	0	0.004	0.031	si
1018	254	35	555	3042	978	0.000185	Famiglia "SLO" 3	0	0	-0.078	0.009	si
1018	254	35	555	3042	978	0.000117	Famiglia "SLO" 13	0	0	0.049	-0.009	si
1018	254	35	555	3042	978	0.000075	Famiglia "SLO" 9	0	0	0.004	-0.031	si
1018	254	35	555	3042	978	0.000109	Famiglia "SLO" 6	0	0	-0.034	-0.031	si
1018	254	35	555	3042	978	0.000117	Famiglia "SLO" 14	0	0	0.049	-0.009	si
1018	254	35	555	3042	978	0.000109	Famiglia "SLO" 8	0	0	-0.034	0.031	si

**PIAZZALE TRIAGE-FABBRICATO-ALLEGATO
ALLA REL. PREDIMENSIONAMENTO
STRUTTURE**

Codice documento
SF0272_F0

<i>Rev</i>	<i>Data</i>
F0	20/06/2011

Nodo inferiore				Nodo superiore		Spost. rel.	Combinazione	Spostamento inferiore		Spostamento superiore		S.V.
I.	Pos.			I.	Pos.			X	Y	X	Y	
	X	Y	Z		Z							
1018	254	35	555	3042	978	0.000117	Famiglia "SLO" 15	0	0	0.049	0.009	si
1018	254	35	555	3042	978	0.000185	Famiglia "SLO" 2	0	0	-0.078	-0.009	si
1018	254	35	555	3042	978	0.000185	Famiglia "SLO" 4	0	0	-0.078	0.009	si
1018	254	35	555	3042	978	0.000117	Famiglia "SLO" 16	0	0	0.049	0.009	si
1018	254	35	555	3042	978	0.000185	Famiglia "SLO" 1	0	0	-0.078	-0.009	si
1018	254	35	555	3042	978	0.000109	Famiglia "SLO" 7	0	0	-0.034	0.031	si
1051	2214	35	555	3043	978	0.000051	Famiglia "SLO" 7	0	0	-0.011	0.019	si
1051	2214	35	555	3043	978	0.000051	Famiglia "SLO" 6	0	0	-0.011	-0.019	si
1051	2214	35	555	3043	978	0.000046	Famiglia "SLO" 10	0	0	0.006	-0.019	si
1051	2214	35	555	3043	978	0.000046	Famiglia "SLO" 11	0	0	0.006	0.019	si
1051	2214	35	555	3043	978	0.000051	Famiglia "SLO" 5	0	0	-0.011	-0.019	si
1051	2214	35	555	3043	978	0.000046	Famiglia "SLO" 12	0	0	0.006	0.019	si
1051	2214	35	555	3043	978	0.000074	Famiglia "SLO" 1	0	0	-0.031	-0.006	si
1051	2214	35	555	3043	978	0.000074	Famiglia "SLO" 2	0	0	-0.031	-0.006	si
1051	2214	35	555	3043	978	0.000063	Famiglia "SLO" 13	0	0	0.026	-0.006	si
1051	2214	35	555	3043	978	0.000051	Famiglia "SLO" 8	0	0	-0.011	0.019	si
1051	2214	35	555	3043	978	0.000074	Famiglia "SLO" 4	0	0	-0.031	0.006	si
1051	2214	35	555	3043	978	0.000063	Famiglia "SLO" 14	0	0	0.026	-0.006	si
1051	2214	35	555	3043	978	0.000046	Famiglia "SLO" 9	0	0	0.006	-0.019	si
1051	2214	35	555	3043	978	0.000063	Famiglia "SLO" 15	0	0	0.026	0.006	si
1051	2214	35	555	3043	978	0.000074	Famiglia "SLO" 3	0	0	-0.031	0.006	si
1051	2214	35	555	3043	978	0.000063	Famiglia "SLO" 16	0	0	0.026	0.006	si
1059	2637	35	555	3044	978	0.000048	Famiglia "SLO" 5	0.002	0	-0.018	-0.002	si
1059	2637	35	555	3044	978	0.000133	Famiglia "SLO" 2	0.002	0	-0.054	-0.001	si
1059	2637	35	555	3044	978	0.000025	Famiglia "SLO" 11	0.002	0	0.013	0.002	si
1059	2637	35	555	3044	978	0.000133	Famiglia "SLO" 4	0.002	0	-0.054	0.001	si
1059	2637	35	555	3044	978	0.000025	Famiglia "SLO" 12	0.002	0	0.013	0.002	si
1059	2637	35	555	3044	978	0.000109	Famiglia "SLO" 13	0.003	0	0.049	-0.001	si
1059	2637	35	555	3044	978	0.000133	Famiglia "SLO" 1	0.002	0	-0.054	-0.001	si
1059	2637	35	555	3044	978	0.000109	Famiglia "SLO" 14	0.003	0	0.049	-0.001	si
1059	2637	35	555	3044	978	0.000048	Famiglia "SLO" 7	0.002	0	-0.018	0.002	si
1059	2637	35	555	3044	978	0.000048	Famiglia "SLO" 6	0.002	0	-0.018	-0.002	si
1059	2637	35	555	3044	978	0.000025	Famiglia "SLO" 10	0.002	0	0.013	-0.002	si
1059	2637	35	555	3044	978	0.000133	Famiglia "SLO" 3	0.002	0	-0.054	0.001	si
1059	2637	35	555	3044	978	0.000025	Famiglia "SLO" 9	0.002	0	0.013	-0.002	si
1059	2637	35	555	3044	978	0.000109	Famiglia "SLO" 15	0.003	0	0.049	0.001	si
1059	2637	35	555	3044	978	0.000109	Famiglia "SLO" 16	0.003	0	0.049	0.001	si
1059	2637	35	555	3044	978	0.000048	Famiglia "SLO" 8	0.002	0	-0.018	0.002	si
1072	3475	35	555	3045	978	0.000025	Famiglia "SLO" 3	-0.002	0	-0.013	0.001	si
1072	3475	35	555	3045	978	0.000025	Famiglia "SLO" 1	-0.002	0	-0.013	-0.001	si
1072	3475	35	555	3045	978	0.000025	Famiglia "SLO" 2	-0.002	0	-0.013	-0.001	si
1072	3475	35	555	3045	978	0.000046	Famiglia "SLO" 9	-0.002	-0.001	0.017	-0.002	si
1072	3475	35	555	3045	978	0.000014	Famiglia "SLO" 8	-0.002	0.001	0.003	0.002	si
1072	3475	35	555	3045	978	0.000046	Famiglia "SLO" 11	-0.002	0.001	0.017	0.002	si
1072	3475	35	555	3045	978	0.000046	Famiglia "SLO" 12	-0.002	0.001	0.017	0.002	si
1072	3475	35	555	3045	978	0.000014	Famiglia "SLO" 7	-0.002	0.001	0.003	0.002	si
1072	3475	35	555	3045	978	0.000084	Famiglia "SLO" 13	-0.002	0	0.034	-0.001	si
1072	3475	35	555	3045	978	0.000025	Famiglia "SLO" 4	-0.002	0	-0.013	0.001	si
1072	3475	35	555	3045	978	0.000014	Famiglia "SLO" 6	-0.002	-0.001	0.003	-0.002	si
1072	3475	35	555	3045	978	0.000084	Famiglia "SLO" 14	-0.002	0	0.034	-0.001	si
1072	3475	35	555	3045	978	0.000084	Famiglia "SLO" 15	-0.002	0	0.034	0.001	si

**PIAZZALE TRIAGE-FABBRICATO-ALLEGATO
ALLA REL. PREDIMENSIONAMENTO
STRUTTURE**

Codice documento
SF0272_F0

<i>Rev</i>	<i>Data</i>
F0	20/06/2011

Nodo inferiore				Nodo superiore		Spost. rel.	Combinazione	Spostamento inferiore		Spostamento superiore		S.V.
I.	Pos.			I.	Pos.			X	Y	X	Y	
	X	Y	Z		Z							
1072	3475	35	555	3045	978	0.000046	Famiglia "SLO" 10	-0.002	-0.001	0.017	-0.002	si
1072	3475	35	555	3045	978	0.000014	Famiglia "SLO" 5	-0.002	-0.001	0.003	-0.002	si
1072	3475	35	555	3045	978	0.000084	Famiglia "SLO" 16	-0.002	0	0.034	0.001	si
1080	3962	35	555	3046	978	0.00006	Famiglia "SLO" 6	0	0	-0.01	-0.023	si
1080	3962	35	555	3046	978	0.00006	Famiglia "SLO" 7	0	0	-0.01	0.023	si
1080	3962	35	555	3046	978	0.000062	Famiglia "SLO" 11	0	0	0.013	0.023	si
1080	3962	35	555	3046	978	0.000089	Famiglia "SLO" 1	0	0	-0.037	-0.007	si
1080	3962	35	555	3046	978	0.00006	Famiglia "SLO" 8	0	0	-0.01	0.023	si
1080	3962	35	555	3046	978	0.000062	Famiglia "SLO" 12	0	0	0.013	0.023	si
1080	3962	35	555	3046	978	0.00006	Famiglia "SLO" 5	0	0	-0.01	-0.023	si
1080	3962	35	555	3046	978	0.000094	Famiglia "SLO" 13	0	0	0.039	-0.007	si
1080	3962	35	555	3046	978	0.000094	Famiglia "SLO" 14	0	0	0.039	-0.007	si
1080	3962	35	555	3046	978	0.000062	Famiglia "SLO" 10	0	0	0.013	-0.023	si
1080	3962	35	555	3046	978	0.000089	Famiglia "SLO" 4	0	0	-0.037	0.007	si
1080	3962	35	555	3046	978	0.000089	Famiglia "SLO" 2	0	0	-0.037	-0.007	si
1080	3962	35	555	3046	978	0.000094	Famiglia "SLO" 15	0	0	0.039	0.007	si
1080	3962	35	555	3046	978	0.000062	Famiglia "SLO" 9	0	0	0.013	-0.023	si
1080	3962	35	555	3046	978	0.000089	Famiglia "SLO" 3	0	0	-0.037	0.007	si
1080	3962	35	555	3046	978	0.000094	Famiglia "SLO" 16	0	0	0.039	0.007	si
1487	254	410	555	3078	978	0.000081	Famiglia "SLO" 11	0	0	-0.003	0.034	si
1487	254	410	555	3078	978	0.000081	Famiglia "SLO" 12	0	0	-0.003	0.034	si
1487	254	410	555	3078	978	0.000022	Famiglia "SLO" 1	0	0	-0.004	-0.008	si
1487	254	410	555	3078	978	0.000075	Famiglia "SLO" 6	0	0	0.001	-0.032	si
1487	254	410	555	3078	978	0.000082	Famiglia "SLO" 7	0	0	-0.006	0.034	si
1487	254	410	555	3078	978	0.000076	Famiglia "SLO" 10	0	0	0.004	-0.032	si
1487	254	410	555	3078	978	0.000024	Famiglia "SLO" 13	0	0	0.004	-0.009	si
1487	254	410	555	3078	978	0.000031	Famiglia "SLO" 3	0	0	-0.006	0.011	si
1487	254	410	555	3078	978	0.000024	Famiglia "SLO" 14	0	0	0.004	-0.009	si
1487	254	410	555	3078	978	0.000075	Famiglia "SLO" 5	0	0	0.001	-0.032	si
1487	254	410	555	3078	978	0.000076	Famiglia "SLO" 9	0	0	0.004	-0.032	si
1487	254	410	555	3078	978	0.000031	Famiglia "SLO" 4	0	0	-0.006	0.011	si
1487	254	410	555	3078	978	0.000026	Famiglia "SLO" 15	0	0	0.002	0.011	si
1487	254	410	555	3078	978	0.000082	Famiglia "SLO" 8	0	0	-0.006	0.034	si
1487	254	410	555	3078	978	0.000026	Famiglia "SLO" 16	0	0	0.002	0.011	si
1487	254	410	555	3078	978	0.000022	Famiglia "SLO" 2	0	0	-0.004	-0.008	si
1492	569	410	555	3083	978	0.000737	Famiglia "SLO" 12	0	0	-0.004	0.312	si
1492	569	410	555	3083	978	0.000737	Famiglia "SLO" 11	0	0	-0.004	0.312	si
1492	569	410	555	3083	978	0.000736	Famiglia "SLO" 5	0	0	0.001	-0.311	si
1492	569	410	555	3083	978	0.000219	Famiglia "SLO" 13	0	0	0.003	-0.092	si
1492	569	410	555	3083	978	0.000736	Famiglia "SLO" 6	0	0	0.001	-0.311	si
1492	569	410	555	3083	978	0.000735	Famiglia "SLO" 10	0	0	0.003	-0.311	si
1492	569	410	555	3083	978	0.000219	Famiglia "SLO" 14	0	0	0.003	-0.092	si
1492	569	410	555	3083	978	0.00022	Famiglia "SLO" 4	0	0	-0.006	0.093	si
1492	569	410	555	3083	978	0.000222	Famiglia "SLO" 2	0	0	-0.004	-0.094	si
1492	569	410	555	3083	978	0.00022	Famiglia "SLO" 3	0	0	-0.006	0.093	si
1492	569	410	555	3083	978	0.000736	Famiglia "SLO" 7	0	0	-0.006	0.311	si
1492	569	410	555	3083	978	0.000223	Famiglia "SLO" 15	0	0	0.001	0.094	si
1492	569	410	555	3083	978	0.000222	Famiglia "SLO" 1	0	0	-0.004	-0.094	si
1492	569	410	555	3083	978	0.000735	Famiglia "SLO" 9	0	0	0.003	-0.311	si
1492	569	410	555	3083	978	0.000736	Famiglia "SLO" 8	0	0	-0.006	0.311	si
1492	569	410	555	3083	978	0.000223	Famiglia "SLO" 16	0	0	0.001	0.094	si

**PIAZZALE TRIAGE-FABBRICATO-ALLEGATO
ALLA REL. PREDIMENSIONAMENTO
STRUTTURE**

Codice documento
SF0272_F0

<i>Rev</i>	<i>Data</i>
F0	20/06/2011

Nodo inferiore				Nodo superiore		Spost. rel.	Combinazione	Spostamento inferiore		Spostamento superiore		S.V.
I.	Pos.			I.	Pos.			X	Y	X	Y	
	X	Y	Z		Z							
1499	1014	410	555	3090	978	0.000437	Famiglia "SLO" 2	0	0	-0.004	-0.185	si
1499	1014	410	555	3090	978	0.001469	Famiglia "SLO" 12	0	0	-0.004	0.621	si
1499	1014	410	555	3090	978	0.001465	Famiglia "SLO" 9	0	0	0.002	-0.62	si
1499	1014	410	555	3090	978	0.001469	Famiglia "SLO" 8	0	0	-0.006	0.621	si
1499	1014	410	555	3090	978	0.001464	Famiglia "SLO" 6	0	0	0	-0.619	si
1499	1014	410	555	3090	978	0.000439	Famiglia "SLO" 13	0	0	0.002	-0.186	si
1499	1014	410	555	3090	978	0.001464	Famiglia "SLO" 5	0	0	0	-0.619	si
1499	1014	410	555	3090	978	0.000439	Famiglia "SLO" 14	0	0	0.002	-0.186	si
1499	1014	410	555	3090	978	0.000437	Famiglia "SLO" 1	0	0	-0.004	-0.185	si
1499	1014	410	555	3090	978	0.001469	Famiglia "SLO" 11	0	0	-0.004	0.621	si
1499	1014	410	555	3090	978	0.001469	Famiglia "SLO" 7	0	0	-0.006	0.621	si
1499	1014	410	555	3090	978	0.000441	Famiglia "SLO" 15	0	0	0	0.187	si
1499	1014	410	555	3090	978	0.000443	Famiglia "SLO" 3	0	0	-0.006	0.187	si
1499	1014	410	555	3090	978	0.001465	Famiglia "SLO" 10	0	0	0.002	-0.62	si
1499	1014	410	555	3090	978	0.000441	Famiglia "SLO" 16	0	0	0	0.187	si
1499	1014	410	555	3090	978	0.000443	Famiglia "SLO" 4	0	0	-0.006	0.187	si
1506	1414	410	555	3097	978	0.00147	Famiglia "SLO" 12	0	0	-0.006	0.622	si
1506	1414	410	555	3097	978	0.000442	Famiglia "SLO" 4	0	0	-0.007	0.187	si
1506	1414	410	555	3097	978	0.00147	Famiglia "SLO" 11	0	0	-0.006	0.622	si
1506	1414	410	555	3097	978	0.000438	Famiglia "SLO" 13	0	0	0.001	-0.185	si
1506	1414	410	555	3097	978	0.001467	Famiglia "SLO" 6	0	0	-0.001	-0.62	si
1506	1414	410	555	3097	978	0.00147	Famiglia "SLO" 7	0	0	-0.008	0.622	si
1506	1414	410	555	3097	978	0.000439	Famiglia "SLO" 2	0	0	-0.005	-0.186	si
1506	1414	410	555	3097	978	0.001467	Famiglia "SLO" 10	0	0	0.001	-0.62	si
1506	1414	410	555	3097	978	0.000438	Famiglia "SLO" 14	0	0	0.001	-0.185	si
1506	1414	410	555	3097	978	0.000439	Famiglia "SLO" 1	0	0	-0.005	-0.186	si
1506	1414	410	555	3097	978	0.000443	Famiglia "SLO" 15	0	0	-0.001	0.187	si
1506	1414	410	555	3097	978	0.001467	Famiglia "SLO" 9	0	0	0.001	-0.62	si
1506	1414	410	555	3097	978	0.000442	Famiglia "SLO" 3	0	0	-0.007	0.187	si
1506	1414	410	555	3097	978	0.000443	Famiglia "SLO" 16	0	0	-0.001	0.187	si
1506	1414	410	555	3097	978	0.001467	Famiglia "SLO" 5	0	0	-0.001	-0.62	si
1506	1414	410	555	3097	978	0.00147	Famiglia "SLO" 8	0	0	-0.008	0.622	si
1513	1814	410	555	3104	978	0.000861	Famiglia "SLO" 6	0	0	-0.001	-0.364	si
1513	1814	410	555	3104	978	0.000259	Famiglia "SLO" 13	0	0	0	-0.11	si
1513	1814	410	555	3104	978	0.000863	Famiglia "SLO" 12	0	0	-0.008	0.365	si
1513	1814	410	555	3104	978	0.000863	Famiglia "SLO" 11	0	0	-0.008	0.365	si
1513	1814	410	555	3104	978	0.000262	Famiglia "SLO" 4	0	0	-0.009	0.11	si
1513	1814	410	555	3104	978	0.000257	Famiglia "SLO" 1	0	0	-0.007	-0.109	si
1513	1814	410	555	3104	978	0.000862	Famiglia "SLO" 10	0	0	0.001	-0.365	si
1513	1814	410	555	3104	978	0.000864	Famiglia "SLO" 7	0	0	-0.01	0.365	si
1513	1814	410	555	3104	978	0.000259	Famiglia "SLO" 14	0	0	0	-0.11	si
1513	1814	410	555	3104	978	0.000864	Famiglia "SLO" 8	0	0	-0.01	0.365	si
1513	1814	410	555	3104	978	0.000258	Famiglia "SLO" 15	0	0	-0.002	0.109	si
1513	1814	410	555	3104	978	0.000861	Famiglia "SLO" 5	0	0	-0.001	-0.364	si
1513	1814	410	555	3104	978	0.000862	Famiglia "SLO" 9	0	0	0.001	-0.365	si
1513	1814	410	555	3104	978	0.000262	Famiglia "SLO" 3	0	0	-0.009	0.11	si
1513	1814	410	555	3104	978	0.000257	Famiglia "SLO" 2	0	0	-0.007	-0.109	si
1513	1814	410	555	3104	978	0.000258	Famiglia "SLO" 16	0	0	-0.002	0.109	si
1520	2214	410	555	3111	978	0.000006	Famiglia "SLO" 13	0	0	0.001	-0.002	si
1520	2214	410	555	3111	978	0.000006	Famiglia "SLO" 12	0	0	-0.008	0.024	si
1520	2214	410	555	3111	978	0.000062	Famiglia "SLO" 8	0	0	-0.011	0.024	si

**PIAZZALE TRIAGE-FABBRICATO-ALLEGATO
ALLA REL. PREDIMENSIONAMENTO
STRUTTURE**

Codice documento
SF0272_F0

<i>Rev</i>	<i>Data</i>
F0	20/06/2011

Nodo inferiore				Nodo superiore			Spost. rel.	Combinazione	Spostamento inferiore		Spostamento superiore		S.V.
I.	Pos.			I.	Pos.				X	Y	X	Y	
	X	Y	Z			Z							
1520	2214	410	555	3111		978	0.000033	Famiglia "SLO" 3	0	0	-0.01	0.009	si
1520	2214	410	555	3111		978	0.000006	Famiglia "SLO" 14	0	0	0.001	-0.002	si
1520	2214	410	555	3111		978	0.000019	Famiglia "SLO" 2	0	0	-0.007	-0.003	si
1520	2214	410	555	3111		978	0.000039	Famiglia "SLO" 10	0	0	0.001	-0.017	si
1520	2214	410	555	3111		978	0.000006	Famiglia "SLO" 11	0	0	-0.008	0.024	si
1520	2214	410	555	3111		978	0.000033	Famiglia "SLO" 4	0	0	-0.01	0.009	si
1520	2214	410	555	3111		978	0.000004	Famiglia "SLO" 6	0	0	-0.001	-0.017	si
1520	2214	410	555	3111		978	0.000004	Famiglia "SLO" 5	0	0	-0.001	-0.017	si
1520	2214	410	555	3111		978	0.000024	Famiglia "SLO" 15	0	0	-0.002	0.01	si
1520	2214	410	555	3111		978	0.000019	Famiglia "SLO" 1	0	0	-0.007	-0.003	si
1520	2214	410	555	3111		978	0.000062	Famiglia "SLO" 7	0	0	-0.011	0.024	si
1520	2214	410	555	3111		978	0.000039	Famiglia "SLO" 9	0	0	0.001	-0.017	si
1520	2214	410	555	3111		978	0.000024	Famiglia "SLO" 16	0	0	-0.002	0.01	si
1526	2584	410	555	3117		978	0.000139	Famiglia "SLO" 2	0	0	-0.008	-0.058	si
1526	2584	410	555	3117		978	0.000152	Famiglia "SLO" 3	0	0	-0.01	0.063	si
1526	2584	410	555	3117		978	0.000054	Famiglia "SLO" 13	0	0	0.002	-0.023	si
1526	2584	410	555	3117		978	0.000054	Famiglia "SLO" 14	0	0	0.002	-0.023	si
1526	2584	410	555	3117		978	0.000541	Famiglia "SLO" 12	0	0	-0.007	0.229	si
1526	2584	410	555	3117		978	0.000541	Famiglia "SLO" 11	0	0	-0.007	0.229	si
1526	2584	410	555	3117		978	0.000444	Famiglia "SLO" 5	0	0	-0.001	-0.188	si
1526	2584	410	555	3117		978	0.000234	Famiglia "SLO" 15	0	0	0	0.099	si
1526	2584	410	555	3117		978	0.000419	Famiglia "SLO" 10	0	0	0.002	-0.177	si
1526	2584	410	555	3117		978	0.000139	Famiglia "SLO" 1	0	0	-0.008	-0.058	si
1526	2584	410	555	3117		978	0.000152	Famiglia "SLO" 4	0	0	-0.01	0.063	si
1526	2584	410	555	3117		978	0.000516	Famiglia "SLO" 8	0	0	-0.01	0.218	si
1526	2584	410	555	3117		978	0.000234	Famiglia "SLO" 16	0	0	0	0.099	si
1526	2584	410	555	3117		978	0.000419	Famiglia "SLO" 9	0	0	0.002	-0.177	si
1526	2584	410	555	3117		978	0.000444	Famiglia "SLO" 6	0	0	-0.001	-0.188	si
1526	2584	410	555	3117		978	0.000516	Famiglia "SLO" 7	0	0	-0.01	0.218	si
1527	2637	410	555	3118		978	0.000005	Famiglia "SLO" 7	0	0	0.002	0.001	si
1527	2637	410	555	3118		978	0.000011	Famiglia "SLO" 13	0	0	0.004	-0.002	si
1527	2637	410	555	3118		978	0.000002	Famiglia "SLO" 4	0	0	0.001	0	si
1527	2637	410	555	3118		978	0.000005	Famiglia "SLO" 1	0	0	0.001	-0.002	si
1527	2637	410	555	3118		978	0.00001	Famiglia "SLO" 15	0	0	0.004	-0.001	si
1527	2637	410	555	3118		978	0.000012	Famiglia "SLO" 10	0	0	0.003	-0.004	si
1527	2637	410	555	3118		978	0.000007	Famiglia "SLO" 12	0	0	0.003	0.001	si
1527	2637	410	555	3118		978	0.000012	Famiglia "SLO" 9	0	0	0.003	-0.004	si
1527	2637	410	555	3118		978	0.000005	Famiglia "SLO" 8	0	0	0.002	0.001	si
1527	2637	410	555	3118		978	0.000001	Famiglia "SLO" 6	0	0	0.002	-0.004	si
1527	2637	410	555	3118		978	0.000001	Famiglia "SLO" 16	0	0	0.004	-0.001	si
1527	2637	410	555	3118		978	0.000007	Famiglia "SLO" 11	0	0	0.003	0.001	si
1527	2637	410	555	3118		978	0.000001	Famiglia "SLO" 5	0	0	0.002	-0.004	si
1527	2637	410	555	3118		978	0.000005	Famiglia "SLO" 2	0	0	0.001	-0.002	si
1527	2637	410	555	3118		978	0.000011	Famiglia "SLO" 14	0	0	0.004	-0.002	si
1527	2637	410	555	3118		978	0.000002	Famiglia "SLO" 3	0	0	0.001	0	si
1531	2885	410	555	3122		978	0.000264	Famiglia "SLO" 11	0	0	0.003	0.112	si
1531	2885	410	555	3122		978	0.000266	Famiglia "SLO" 5	0	0	0.003	-0.112	si
1531	2885	410	555	3122		978	0.000077	Famiglia "SLO" 3	0	0	0.001	0.033	si
1531	2885	410	555	3122		978	0.000082	Famiglia "SLO" 1	0	0	0.001	-0.034	si
1531	2885	410	555	3122		978	0.000008	Famiglia "SLO" 15	0	0	0.005	0.034	si
1531	2885	410	555	3122		978	0.000077	Famiglia "SLO" 4	0	0	0.001	0.033	si

**PIAZZALE TRIAGE-FABBRICATO-ALLEGATO
ALLA REL. PREDIMENSIONAMENTO
STRUTTURE**

Codice documento
SF0272_F0

<i>Rev</i>	<i>Data</i>
F0	20/06/2011

Nodo inferiore				Nodo superiore		Spost. rel.	Combinazione	Spostamento inferiore		Spostamento superiore		S.V.
I.	Pos.			I.	Pos.			X	Y	X	Y	
	X	Y	Z		Z							
1531	2885	410	555	3122	978	0.000082	Famiglia "SLO" 2	0	0	0.001	-0.034	si
1531	2885	410	555	3122	978	0.000008	Famiglia "SLO" 14	0	0	0.005	-0.033	si
1531	2885	410	555	3122	978	0.000266	Famiglia "SLO" 6	0	0	0.003	-0.112	si
1531	2885	410	555	3122	978	0.000263	Famiglia "SLO" 8	0	0	0.002	0.111	si
1531	2885	410	555	3122	978	0.000263	Famiglia "SLO" 7	0	0	0.002	0.111	si
1531	2885	410	555	3122	978	0.000008	Famiglia "SLO" 13	0	0	0.005	-0.033	si
1531	2885	410	555	3122	978	0.000008	Famiglia "SLO" 16	0	0	0.005	0.034	si
1531	2885	410	555	3122	978	0.000265	Famiglia "SLO" 10	0	0	0.004	-0.112	si
1531	2885	410	555	3122	978	0.000264	Famiglia "SLO" 12	0	0	0.003	0.112	si
1531	2885	410	555	3122	978	0.000265	Famiglia "SLO" 9	0	0	0.004	-0.112	si
1536	3206	410	555	3127	978	0.000088	Famiglia "SLO" 14	0	0	0.006	-0.037	si
1536	3206	410	555	3127	978	0.000283	Famiglia "SLO" 11	0	0	0.006	0.12	si
1536	3206	410	555	3127	978	0.000283	Famiglia "SLO" 12	0	0	0.006	0.12	si
1536	3206	410	555	3127	978	0.000284	Famiglia "SLO" 7	0	0	0.005	0.12	si
1536	3206	410	555	3127	978	0.000085	Famiglia "SLO" 15	0	0	0.007	0.035	si
1536	3206	410	555	3127	978	0.000086	Famiglia "SLO" 4	0	0	0.003	0.036	si
1536	3206	410	555	3127	978	0.000284	Famiglia "SLO" 6	0	0	0.004	-0.12	si
1536	3206	410	555	3127	978	0.000285	Famiglia "SLO" 9	0	0	0.005	-0.121	si
1536	3206	410	555	3127	978	0.000284	Famiglia "SLO" 5	0	0	0.004	-0.12	si
1536	3206	410	555	3127	978	0.000088	Famiglia "SLO" 13	0	0	0.006	-0.037	si
1536	3206	410	555	3127	978	0.000085	Famiglia "SLO" 1	0	0	0.003	-0.036	si
1536	3206	410	555	3127	978	0.000086	Famiglia "SLO" 3	0	0	0.003	0.036	si
1536	3206	410	555	3127	978	0.000085	Famiglia "SLO" 16	0	0	0.007	0.035	si
1536	3206	410	555	3127	978	0.000284	Famiglia "SLO" 8	0	0	0.005	0.12	si
1536	3206	410	555	3127	978	0.000085	Famiglia "SLO" 2	0	0	0.003	-0.036	si
1536	3206	410	555	3127	978	0.000285	Famiglia "SLO" 10	0	0	0.005	-0.121	si
1540	3475	410	555	3131	978	0.000008	Famiglia "SLO" 2	0	-0.001	0.004	-0.002	si
1540	3475	410	555	3131	978	0.000016	Famiglia "SLO" 12	0	0	0.007	0.003	si
1540	3475	410	555	3131	978	0.000012	Famiglia "SLO" 10	0.001	-0.002	0.005	-0.004	si
1540	3475	410	555	3131	978	0.000016	Famiglia "SLO" 15	0.001	-0.001	0.007	0	si
1540	3475	410	555	3131	978	0.000016	Famiglia "SLO" 11	0	0	0.007	0.003	si
1540	3475	410	555	3131	978	0.000015	Famiglia "SLO" 14	0.001	-0.001	0.007	-0.002	si
1540	3475	410	555	3131	978	0.000009	Famiglia "SLO" 4	0	-0.001	0.004	0	si
1540	3475	410	555	3131	978	0.00001	Famiglia "SLO" 5	0	-0.002	0.004	-0.004	si
1540	3475	410	555	3131	978	0.000009	Famiglia "SLO" 3	0	-0.001	0.004	0	si
1540	3475	410	555	3131	978	0.000014	Famiglia "SLO" 8	0	0	0.006	0.002	si
1540	3475	410	555	3131	978	0.000015	Famiglia "SLO" 13	0.001	-0.001	0.007	-0.002	si
1540	3475	410	555	3131	978	0.000012	Famiglia "SLO" 9	0.001	-0.002	0.005	-0.004	si
1540	3475	410	555	3131	978	0.000008	Famiglia "SLO" 1	0	-0.001	0.004	-0.002	si
1540	3475	410	555	3131	978	0.00001	Famiglia "SLO" 6	0	-0.002	0.004	-0.004	si
1540	3475	410	555	3131	978	0.000016	Famiglia "SLO" 16	0.001	-0.001	0.007	0	si
1540	3475	410	555	3131	978	0.000014	Famiglia "SLO" 7	0	0	0.006	0.002	si
1541	3528	410	555	3132	978	0.000007	Famiglia "SLO" 1	0	0	-0.007	-0.029	si
1541	3528	410	555	3132	978	0.000587	Famiglia "SLO" 6	0	0	-0.003	-0.248	si
1541	3528	410	555	3132	978	0.000215	Famiglia "SLO" 15	0	0	0.014	0.09	si
1541	3528	410	555	3132	978	0.000731	Famiglia "SLO" 12	0	0	0.01	0.309	si
1541	3528	410	555	3132	978	0.000587	Famiglia "SLO" 5	0	0	-0.003	-0.248	si
1541	3528	410	555	3132	978	0.000624	Famiglia "SLO" 9	0	0	0.002	-0.264	si
1541	3528	410	555	3132	978	0.000731	Famiglia "SLO" 11	0	0	0.01	0.309	si
1541	3528	410	555	3132	978	0.000768	Famiglia "SLO" 8	0	0	0.004	0.325	si
1541	3528	410	555	3132	978	0.000196	Famiglia "SLO" 14	0	0	0.011	-0.082	si

**PIAZZALE TRIAGE-FABBRICATO-ALLEGATO
ALLA REL. PREDIMENSIONAMENTO
STRUTTURE**

Codice documento
SF0272_F0

<i>Rev</i>	<i>Data</i>
F0	20/06/2011

Nodo inferiore				Nodo superiore		Spost. rel.	Combinazione	Spostamento inferiore		Spostamento superiore		S.V.
I.	Pos.			I.	Pos.			X	Y	X	Y	
	X	Y	Z		Z							
1541	3528	410	555	3132	978	0.00007	Famiglia "SLO" 2	0	0	-0.007	-0.029	si
1541	3528	410	555	3132	978	0.000196	Famiglia "SLO" 13	0	0	0.011	-0.082	si
1541	3528	410	555	3132	978	0.000338	Famiglia "SLO" 4	0	0	-0.005	0.143	si
1541	3528	410	555	3132	978	0.000624	Famiglia "SLO" 10	0	0	0.002	-0.264	si
1541	3528	410	555	3132	978	0.000215	Famiglia "SLO" 16	0	0	0.014	0.09	si
1541	3528	410	555	3132	978	0.000768	Famiglia "SLO" 7	0	0	0.004	0.325	si
1541	3528	410	555	3132	978	0.000338	Famiglia "SLO" 3	0	0	-0.005	0.143	si
1548	3962	410	555	3139	978	0.000071	Famiglia "SLO" 7	0	0	0.005	0.03	si
1548	3962	410	555	3139	978	0.000053	Famiglia "SLO" 6	0	0	-0.003	-0.022	si
1548	3962	410	555	3139	978	0.000053	Famiglia "SLO" 10	0	0	0.003	-0.022	si
1548	3962	410	555	3139	978	0.000029	Famiglia "SLO" 14	0	0	0.011	-0.004	si
1548	3962	410	555	3139	978	0.000042	Famiglia "SLO" 15	0	0	0.014	0.011	si
1548	3962	410	555	3139	978	0.000071	Famiglia "SLO" 8	0	0	0.005	0.03	si
1548	3962	410	555	3139	978	0.000029	Famiglia "SLO" 4	0	0	-0.004	0.012	si
1548	3962	410	555	3139	978	0.000017	Famiglia "SLO" 2	0	0	-0.006	-0.004	si
1548	3962	410	555	3139	978	0.000074	Famiglia "SLO" 11	0	0	0.01	0.03	si
1548	3962	410	555	3139	978	0.000029	Famiglia "SLO" 13	0	0	0.011	-0.004	si
1548	3962	410	555	3139	978	0.000042	Famiglia "SLO" 16	0	0	0.014	0.011	si
1548	3962	410	555	3139	978	0.000053	Famiglia "SLO" 9	0	0	0.003	-0.022	si
1548	3962	410	555	3139	978	0.000074	Famiglia "SLO" 12	0	0	0.01	0.03	si
1548	3962	410	555	3139	978	0.000029	Famiglia "SLO" 3	0	0	-0.004	0.012	si
1548	3962	410	555	3139	978	0.000017	Famiglia "SLO" 1	0	0	-0.006	-0.004	si
1548	3962	410	555	3139	978	0.000053	Famiglia "SLO" 5	0	0	-0.003	-0.022	si
1555	4395	410	555	3146	978	0.000172	Famiglia "SLO" 15	0	0	0.014	0.071	si
1555	4395	410	555	3146	978	0.000176	Famiglia "SLO" 14	0	0	0.012	-0.073	si
1555	4395	410	555	3146	978	0.000057	Famiglia "SLO" 11	0	0	0.011	0.241	si
1555	4395	410	555	3146	978	0.000571	Famiglia "SLO" 10	0	0	0.003	-0.241	si
1555	4395	410	555	3146	978	0.000571	Famiglia "SLO" 9	0	0	0.003	-0.241	si
1555	4395	410	555	3146	978	0.000569	Famiglia "SLO" 6	0	0	-0.002	-0.241	si
1555	4395	410	555	3146	978	0.000057	Famiglia "SLO" 12	0	0	0.011	0.241	si
1555	4395	410	555	3146	978	0.000572	Famiglia "SLO" 8	0	0	0.006	0.242	si
1555	4395	410	555	3146	978	0.000176	Famiglia "SLO" 13	0	0	0.012	-0.073	si
1555	4395	410	555	3146	978	0.000569	Famiglia "SLO" 5	0	0	-0.002	-0.241	si
1555	4395	410	555	3146	978	0.000172	Famiglia "SLO" 16	0	0	0.014	0.071	si
1555	4395	410	555	3146	978	0.000168	Famiglia "SLO" 2	0	0	-0.005	-0.071	si
1555	4395	410	555	3146	978	0.000168	Famiglia "SLO" 1	0	0	-0.005	-0.071	si
1555	4395	410	555	3146	978	0.000572	Famiglia "SLO" 7	0	0	0.006	0.242	si
1555	4395	410	555	3146	978	0.000175	Famiglia "SLO" 3	0	0	-0.003	0.074	si
1555	4395	410	555	3146	978	0.000175	Famiglia "SLO" 4	0	0	-0.003	0.074	si
1562	4818	410	555	3153	978	0.000071	Famiglia "SLO" 5	0	0	-0.003	-0.03	si
1562	4818	410	555	3153	978	0.00008	Famiglia "SLO" 11	0	0	0.011	0.032	si
1562	4818	410	555	3153	978	0.000042	Famiglia "SLO" 16	0	0	0.014	0.011	si
1562	4818	410	555	3153	978	0.000076	Famiglia "SLO" 8	0	0	0.006	0.032	si
1562	4818	410	555	3153	978	0.00007	Famiglia "SLO" 10	0	0	0.002	-0.03	si
1562	4818	410	555	3153	978	0.000032	Famiglia "SLO" 14	0	0	0.011	-0.008	si
1562	4818	410	555	3153	978	0.00008	Famiglia "SLO" 12	0	0	0.011	0.032	si
1562	4818	410	555	3153	978	0.000076	Famiglia "SLO" 7	0	0	0.006	0.032	si
1562	4818	410	555	3153	978	0.000024	Famiglia "SLO" 3	0	0	-0.003	0.01	si
1562	4818	410	555	3153	978	0.000042	Famiglia "SLO" 15	0	0	0.014	0.011	si
1562	4818	410	555	3153	978	0.000025	Famiglia "SLO" 2	0	0	-0.006	-0.009	si
1562	4818	410	555	3153	978	0.000025	Famiglia "SLO" 1	0	0	-0.006	-0.009	si

		Ponte sullo Stretto di Messina PROGETTO DEFINITIVO		
		PIAZZALE TRIAGE-FABBRICATO-ALLEGATO ALLA REL. PREDIMENSIONAMENTO STRUTTURE		<i>Codice documento</i> SF0272_F0

Nodo inferiore				Nodo superiore		Spost. rel.	Combinazione	Spostamento inferiore		Spostamento superiore		S.V.
I.	Pos.			I.	Pos.			X	Y	X	Y	
	X	Y	Z		Z							
1562	4818	410	555	3153	978	0.000032	Famiglia "SLO" 13	0	0	0.011	-0.008	si
1562	4818	410	555	3153	978	0.000007	Famiglia "SLO" 9	0	0	0.002	-0.03	si
1562	4818	410	555	3153	978	0.000024	Famiglia "SLO" 4	0	0	-0.003	0.01	si
1562	4818	410	555	3153	978	0.000071	Famiglia "SLO" 6	0	0	-0.003	-0.03	si

Verifica effetti secondo ordine

Quota inferiore: Quota inferiore esprimibile come livello, falda, piano orizzontale alla Z specificata. esprimibile come livello, falda, piano orizzontale alla Z specificata. [cm]

Quota superiore: Quota superiore esprimibile come livello, falda, piano orizzontale alla Z specificata. esprimibile come livello, falda, piano orizzontale alla Z specificata. [cm]

Combinazione: Combinazione.

Carico verticale: Carico verticale. [daN]

Spostamento: Spostamento medio di interpiano. [cm]

Forza orizzontale totale: Forza orizzontale totale. [daN]

Altezza del piano: Altezza del piano. [cm]

Theta: Coefficiente Theta formula (4.13). [cm]

Stato di verifica: Si intende non verificato qualora lo spostamento relativo sia superiore al valore limite di 0.3.

Quota inferiore	Quota superiore	Combinazione	Carico verticale	Spostamento	Forza orizzontale totale	Altezza del piano	Theta	Stato di verifica
Fondazione 2	PIANO CAMPAGNA	Famiglia "SLV" 1	17036	0.001	5.2610514E04	435	0	soddisfatta
Fondazione 2	PIANO CAMPAGNA	Famiglia "SLV" 2	17036	0.001	5.2610514E04	435	0	soddisfatta
Fondazione 2	PIANO CAMPAGNA	Famiglia "SLV" 3	17036	0.001	5.2610488E04	435	0	soddisfatta
Fondazione 2	PIANO CAMPAGNA	Famiglia "SLV" 4	17036	0.001	5.2610488E04	435	0	soddisfatta
Fondazione 2	PIANO CAMPAGNA	Famiglia "SLV" 5	16615	0.003	6.1083215E04	435	0	soddisfatta
Fondazione 2	PIANO CAMPAGNA	Famiglia "SLV" 6	16615	0.003	6.1083215E04	435	0	soddisfatta
Fondazione 2	PIANO CAMPAGNA	Famiglia "SLV" 7	16615	0.003	6.1083130E04	435	0	soddisfatta
Fondazione 2	PIANO CAMPAGNA	Famiglia "SLV" 8	16615	0.003	6.1083130E04	435	0	soddisfatta
Fondazione 2	PIANO CAMPAGNA	Famiglia "SLV" 9	16254	0.003	6.8227382E04	435	0	soddisfatta
Fondazione 2	PIANO CAMPAGNA	Famiglia "SLV" 10	16254	0.003	6.8227382E04	435	0	soddisfatta
Fondazione 2	PIANO CAMPAGNA	Famiglia "SLV" 11	16254	0.003	6.8227298E04	435	0	soddisfatta
Fondazione 2	PIANO CAMPAGNA	Famiglia "SLV" 12	16254	0.003	6.8227298E04	435	0	soddisfatta
Fondazione 2	PIANO CAMPAGNA	Famiglia "SLV" 13	15832	0.002	7.6467335E04	435	0	soddisfatta

Quota inferiore	Quota superiore	Combinazione	Carico verticale	Spostamento	Forza orizzontale totale	Altezza del piano	Theta	Stato di verifica
Fondazione 2	PIANO CAMPAGNA	Famiglia "SLV" 14	15832	0.002	7.6467335E04	435	0	soddisfatta
Fondazione 2	PIANO CAMPAGNA	Famiglia "SLV" 15	15832	0.002	7.6467310E04	435	0	soddisfatta
Fondazione 2	PIANO CAMPAGNA	Famiglia "SLV" 16	15832	0.002	7.6467310E04	435	0	soddisfatta
PIANO CAMPAGNA	COPERTURA	Famiglia "SLV" 1	686773	0.358	2.2008788E05	423	0.003	soddisfatta
PIANO CAMPAGNA	COPERTURA	Famiglia "SLV" 2	686773	0.358	2.2008788E05	423	0.003	soddisfatta
PIANO CAMPAGNA	COPERTURA	Famiglia "SLV" 3	686773	0.358	2.2008788E05	423	0.003	soddisfatta
PIANO CAMPAGNA	COPERTURA	Famiglia "SLV" 4	686773	0.358	2.2008788E05	423	0.003	soddisfatta
PIANO CAMPAGNA	COPERTURA	Famiglia "SLV" 5	688172	1.147	1.9721426E05	423	0.009	soddisfatta
PIANO CAMPAGNA	COPERTURA	Famiglia "SLV" 6	688172	1.147	1.9721426E05	423	0.009	soddisfatta
PIANO CAMPAGNA	COPERTURA	Famiglia "SLV" 7	688172	1.147	1.9721425E05	423	0.009	soddisfatta
PIANO CAMPAGNA	COPERTURA	Famiglia "SLV" 8	688172	1.147	1.9721425E05	423	0.009	soddisfatta
PIANO CAMPAGNA	COPERTURA	Famiglia "SLV" 9	689372	1.147	1.9721426E05	423	0.009	soddisfatta
PIANO CAMPAGNA	COPERTURA	Famiglia "SLV" 10	689372	1.147	1.9721426E05	423	0.009	soddisfatta
PIANO CAMPAGNA	COPERTURA	Famiglia "SLV" 11	689372	1.147	1.9721426E05	423	0.009	soddisfatta
PIANO CAMPAGNA	COPERTURA	Famiglia "SLV" 12	689372	1.147	1.9721426E05	423	0.009	soddisfatta
PIANO CAMPAGNA	COPERTURA	Famiglia "SLV" 13	690772	0.359	2.2008788E05	423	0.003	soddisfatta
PIANO CAMPAGNA	COPERTURA	Famiglia "SLV" 14	690772	0.359	2.2008788E05	423	0.003	soddisfatta
PIANO CAMPAGNA	COPERTURA	Famiglia "SLV" 15	690772	0.359	2.2008788E05	423	0.003	soddisfatta
PIANO CAMPAGNA	COPERTURA	Famiglia "SLV" 16	690772	0.359	2.2008788E05	423	0.003	soddisfatta

Tagli ai livelli

Livello: Livello rispetto a cui è calcolato il taglio.

Contesto: Contesto nel quale viene valutato il taglio.

Totale: Totale del taglio al livello.

F: Forza del taglio. [daN]

X: Componente lungo l'asse X globale. [daN]

Y: Componente lungo l'asse Y globale. [daN]

Z: Componente lungo l'asse Z globale. [daN]

Aste verticali: Contributo al taglio totale dato dalle aste verticali.

F: Forza del taglio. [daN]

X: Componente lungo l'asse X globale. [daN]

		Ponte sullo Stretto di Messina PROGETTO DEFINITIVO		
PIAZZALE TRIAGE-FABBRICATO-ALLEGATO ALLA REL. PREDIMENSIONAMENTO STRUTTURE		Codice documento SF0272_F0	Rev F0	Data 20/06/2011

Y: Componente lungo l'asse Y globale. [daN]
Z: Componente lungo l'asse Z globale. [daN]
Pareti: Contributo al taglio totale dato dalle pareti e piastre generiche verticali.
F: Forza del taglio. [daN]
X: Componente lungo l'asse X globale. [daN]
Y: Componente lungo l'asse Y globale. [daN]
Z: Componente lungo l'asse Z globale. [daN]

Livello	Contesto	Totale			Aste verticali			Pareti		
		F			F			F		
		X	Y	Z	X	Y	Z	X	Y	Z
Fondazione 2	Condizione Pesi strutturali	-62323	0	19618	0	0	0	-62323	0	19618
Fondazione 2	Condizione carichi variabili	-7347	0	-10613	0	0	0	-7347	0	-10613
Fondazione 2	Condizione Sisma X SLV	-11931	0	-602	0	0	0	-11931	0	-602
Fondazione 2	Condizione Sisma Y SLV	0	4064	0	0	0	0	0	4064	0
Fondazione 2	Condizione Sisma X SLO	-4523	0	-226	0	0	0	-4523	0	-226
Fondazione 2	Condizione Sisma Y SLO	0	1650	0	0	0	0	0	1650	0
Fondazione 2	Condizione Rig. Ux	0	0	0	0	0	0	0	0	0
Fondazione 2	Condizione Rig. Uy	0	0	0	0	0	0	0	0	0
Fondazione 2	Condizione Rig. Rz	0	0	0	0	0	0	0	0	0
Fondazione 2	SLU 1	-62323	0	19618	0	0	0	-62323	0	19618
Fondazione 2	SLU 2	-73344	0	3699	0	0	0	-73344	0	3699
Fondazione 2	SLU 3	-81020	0	25503	0	0	0	-81020	0	25503
Fondazione 2	SLU 4	-92041	0	9584	0	0	0	-92041	0	9584
Fondazione 2	SLE rara 1	-62323	0	19618	0	0	0	-62323	0	19618
Fondazione 2	SLE rara 2	-69670	0	9005	0	0	0	-69670	0	9005
Fondazione 2	SLE frequente 1	-62323	0	19618	0	0	0	-62323	0	19618
Fondazione 2	SLE frequente 2	-65996	0	14312	0	0	0	-65996	0	14312
Fondazione 2	SLE quasi permanente 1	-62323	0	19618	0	0	0	-62323	0	19618
Fondazione 2	SLE quasi permanente 2	-64527	0	16434	0	0	0	-64527	0	16434
Fondazione 2	SLO 1	-60004	-495	16661	0	0	0	-60004	-495	16661
Fondazione 2	SLO 2	-60004	-495	16661	0	0	0	-60004	-495	16661

**PIAZZALE TRIAGE-FABBRICATO-ALLEGATO
ALLA REL. PREDIMENSIONAMENTO
STRUTTURE**

Codice documento
SF0272_F0

<i>Rev</i>	<i>Data</i>
F0	20/06/2011

Livello	Contesto	Totale			Aste verticali			Pareti		
		F			F			F		
		X	Y	Z	X	Y	Z	X	Y	Z
Fondazione 2	SLO 3	-60004	495	16661	0	0	0	-60004	495	16661
Fondazione 2	SLO 4	-60004	495	16661	0	0	0	-60004	495	16661
Fondazione 2	SLO 5	-63170	-1650	16502	0	0	0	-63170	-1650	16502
Fondazione 2	SLO 6	-63170	-1650	16502	0	0	0	-63170	-1650	16502
Fondazione 2	SLO 7	-63170	1650	16502	0	0	0	-63170	1650	16502
Fondazione 2	SLO 8	-63170	1650	16502	0	0	0	-63170	1650	16502
Fondazione 2	SLO 9	-65884	-1650	16366	0	0	0	-65884	-1650	16366
Fondazione 2	SLO 10	-65884	-1650	16366	0	0	0	-65884	-1650	16366
Fondazione 2	SLO 11	-65884	1650	16366	0	0	0	-65884	1650	16366
Fondazione 2	SLO 12	-65884	1650	16366	0	0	0	-65884	1650	16366
Fondazione 2	SLO 13	-69050	-495	16208	0	0	0	-69050	-495	16208
Fondazione 2	SLO 14	-69050	-495	16208	0	0	0	-69050	-495	16208
Fondazione 2	SLO 15	-69050	495	16208	0	0	0	-69050	495	16208
Fondazione 2	SLO 16	-69050	495	16208	0	0	0	-69050	495	16208
Fondazione 2	SLV 1	-52596	-1219	17036	0	0	0	-52596	-1219	17036
Fondazione 2	SLV 2	-52596	-1219	17036	0	0	0	-52596	-1219	17036
Fondazione 2	SLV 3	-52596	1219	17036	0	0	0	-52596	1219	17036
Fondazione 2	SLV 4	-52596	1219	17036	0	0	0	-52596	1219	17036
Fondazione 2	SLV 5	-60948	-4064	16615	0	0	0	-60948	-4064	16615
Fondazione 2	SLV 6	-60948	-4064	16615	0	0	0	-60948	-4064	16615
Fondazione 2	SLV 7	-60948	4064	16615	0	0	0	-60948	4064	16615
Fondazione 2	SLV 8	-60948	4064	16615	0	0	0	-60948	4064	16615
Fondazione 2	SLV 9	-68106	-4064	16254	0	0	0	-68106	-4064	16254
Fondazione 2	SLV 10	-68106	-4064	16254	0	0	0	-68106	-4064	16254
Fondazione 2	SLV 11	-68106	4064	16254	0	0	0	-68106	4064	16254
Fondazione 2	SLV 12	-68106	4064	16254	0	0	0	-68106	4064	16254

**PIAZZALE TRIAGE-FABBRICATO-ALLEGATO
ALLA REL. PREDIMENSIONAMENTO
STRUTTURE**

Codice documento
SF0272_F0

<i>Rev</i>	<i>Data</i>
F0	20/06/2011

Livello	Contesto	Totale			Aste verticali			Pareti		
		F			F			F		
		X	Y	Z	X	Y	Z	X	Y	Z
Fondazione 2	SLV 13	-76458	-1219	15832	0	0	0	-76458	-1219	15832
Fondazione 2	SLV 14	-76458	-1219	15832	0	0	0	-76458	-1219	15832
Fondazione 2	SLV 15	-76458	1219	15832	0	0	0	-76458	1219	15832
Fondazione 2	SLV 16	-76458	1219	15832	0	0	0	-76458	1219	15832
Fondazione 2	SLV fondazioni 1	-51403	-1341	17097	0	0	0	-51403	-1341	17097
Fondazione 2	SLV fondazioni 2	-51403	-1341	17097	0	0	0	-51403	-1341	17097
Fondazione 2	SLV fondazioni 3	-51403	1341	17097	0	0	0	-51403	1341	17097
Fondazione 2	SLV fondazioni 4	-51403	1341	17097	0	0	0	-51403	1341	17097
Fondazione 2	SLV fondazioni 5	-60590	-4471	16633	0	0	0	-60590	-4471	16633
Fondazione 2	SLV fondazioni 6	-60590	-4471	16633	0	0	0	-60590	-4471	16633
Fondazione 2	SLV fondazioni 7	-60590	4471	16633	0	0	0	-60590	4471	16633
Fondazione 2	SLV fondazioni 8	-60590	4471	16633	0	0	0	-60590	4471	16633
Fondazione 2	SLV fondazioni 9	-68464	-4471	16236	0	0	0	-68464	-4471	16236
Fondazione 2	SLV fondazioni 10	-68464	-4471	16236	0	0	0	-68464	-4471	16236
Fondazione 2	SLV fondazioni 11	-68464	4471	16236	0	0	0	-68464	4471	16236
Fondazione 2	SLV fondazioni 12	-68464	4471	16236	0	0	0	-68464	4471	16236
Fondazione 2	SLV fondazioni 13	-77651	-1341	15772	0	0	0	-77651	-1341	15772
Fondazione 2	SLV fondazioni 14	-77651	-1341	15772	0	0	0	-77651	-1341	15772
Fondazione 2	SLV fondazioni 15	-77651	1341	15772	0	0	0	-77651	1341	15772
Fondazione 2	SLV fondazioni 16	-77651	1341	15772	0	0	0	-77651	1341	15772
Fondazione 2	Calcolo rigidezza torsionale/flessionale di piano Rig. Ux+	0	0	0	0	0	0	0	0	0
Fondazione 2	Calcolo rigidezza torsionale/flessionale di piano Rig. Ux-	0	0	0	0	0	0	0	0	0
Fondazione 2	Calcolo rigidezza torsionale/flessionale di piano Rig. Uy+	0	0	0	0	0	0	0	0	0
Fondazione 2	Calcolo rigidezza torsionale/flessionale di piano Rig. Uy-	0	0	0	0	0	0	0	0	0

**PIAZZALE TRIAGE-FABBRICATO-ALLEGATO
ALLA REL. PREDIMENSIONAMENTO
STRUTTURE**

Codice documento
SF0272_F0

<i>Rev</i>	<i>Data</i>
F0	20/06/2011

Livello	Contesto	Totale			Aste verticali			Pareti		
		F			F			F		
		X	Y	Z	X	Y	Z	X	Y	Z
Fondazione 2	Calcolo rigidezza torsionale/flessionale di piano Rig. Rz+	0	0	0	0	0	0	0	0	0
Fondazione 2	Calcolo rigidezza torsionale/flessionale di piano Rig. Rz-	0	0	0	0	0	0	0	0	0
PIANO CAMPAGNA	Condizione Pesi strutturali	0	0	-663017	0	0	0	0	0	-663017
PIANO CAMPAGNA	Condizione carichi variabili	0	0	-85850	0	0	0	0	0	-85850
PIANO CAMPAGNA	Condizione Sisma X SLV	212850	0	-2000	0	0	0	212850	0	-2000
PIANO CAMPAGNA	Condizione Sisma Y SLV	0	186590	0	0	0	0	0	186590	0
PIANO CAMPAGNA	Condizione Sisma X SLO	86873	0	-886	0	0	0	86873	0	-886
PIANO CAMPAGNA	Condizione Sisma Y SLO	0	117656	0	0	0	0	0	117656	0
PIANO CAMPAGNA	Condizione Rig. Ux	0	0	0	0	0	0	0	0	0
PIANO CAMPAGNA	Condizione Rig. Uy	0	0	0	0	0	0	0	0	0
PIANO CAMPAGNA	Condizione Rig. Rz	0	0	0	0	0	0	0	0	0
PIANO CAMPAGNA	SLU 1	0	0	-663017	0	0	0	0	0	-663017
PIANO CAMPAGNA	SLU 2	0	0	-791792	0	0	0	0	0	-791792
PIANO CAMPAGNA	SLU 3	0	0	-861923	0	0	0	0	0	-861923
PIANO CAMPAGNA	SLU 4	0	0	-990698	0	0	0	0	0	-990698
PIANO CAMPAGNA	SLE rara 1	0	0	-663017	0	0	0	0	0	-663017
PIANO CAMPAGNA	SLE rara 2	0	0	-748867	0	0	0	0	0	-748867
PIANO CAMPAGNA	SLE frequente 1	0	0	-663017	0	0	0	0	0	-663017
PIANO CAMPAGNA	SLE frequente 2	0	0	-705942	0	0	0	0	0	-705942
PIANO CAMPAGNA	SLE quasi permanente 1	0	0	-663017	0	0	0	0	0	-663017
PIANO CAMPAGNA	SLE quasi permanente 2	0	0	-688772	0	0	0	0	0	-688772
PIANO CAMPAGNA	SLO 1	-86873	-35297	-687887	0	0	0	-86873	-35297	-687887
PIANO CAMPAGNA	SLO 2	-86873	-35297	-687887	0	0	0	-86873	-35297	-687887
PIANO CAMPAGNA	SLO 3	-86873	35297	-687887	0	0	0	-86873	35297	-687887
PIANO CAMPAGNA	SLO 4	-86873	35297	-687887	0	0	0	-86873	35297	-687887

**PIAZZALE TRIAGE-FABBRICATO-ALLEGATO
ALLA REL. PREDIMENSIONAMENTO
STRUTTURE**

Codice documento
SF0272_F0

<i>Rev</i>	<i>Data</i>
F0	20/06/2011

Livello	Contesto	Totale			Aste verticali			Pareti		
		F			F			F		
		X	Y	Z	X	Y	Z	X	Y	Z
PIANO CAMPAGNA	SLO 5	-26062	-117656	-688507	0	0	0	-26062	-117656	-688507
PIANO CAMPAGNA	SLO 6	-26062	-117656	-688507	0	0	0	-26062	-117656	-688507
PIANO CAMPAGNA	SLO 7	-26062	117656	-688507	0	0	0	-26062	117656	-688507
PIANO CAMPAGNA	SLO 8	-26062	117656	-688507	0	0	0	-26062	117656	-688507
PIANO CAMPAGNA	SLO 9	26062	-117656	-689038	0	0	0	26062	-117656	-689038
PIANO CAMPAGNA	SLO 10	26062	-117656	-689038	0	0	0	26062	-117656	-689038
PIANO CAMPAGNA	SLO 11	26062	117656	-689038	0	0	0	26062	117656	-689038
PIANO CAMPAGNA	SLO 12	26062	117656	-689038	0	0	0	26062	117656	-689038
PIANO CAMPAGNA	SLO 13	86873	-35297	-689658	0	0	0	86873	-35297	-689658
PIANO CAMPAGNA	SLO 14	86873	-35297	-689658	0	0	0	86873	-35297	-689658
PIANO CAMPAGNA	SLO 15	86873	35297	-689658	0	0	0	86873	35297	-689658
PIANO CAMPAGNA	SLO 16	86873	35297	-689658	0	0	0	86873	35297	-689658
PIANO CAMPAGNA	SLV 1	-212850	-55977	-686773	0	0	0	-212850	-55977	-686773
PIANO CAMPAGNA	SLV 2	-212850	-55977	-686773	0	0	0	-212850	-55977	-686773
PIANO CAMPAGNA	SLV 3	-212850	55977	-686773	0	0	0	-212850	55977	-686773
PIANO CAMPAGNA	SLV 4	-212850	55977	-686773	0	0	0	-212850	55977	-686773
PIANO CAMPAGNA	SLV 5	-63855	-186590	-688172	0	0	0	-63855	-186590	-688172
PIANO CAMPAGNA	SLV 6	-63855	-186590	-688172	0	0	0	-63855	-186590	-688172
PIANO CAMPAGNA	SLV 7	-63855	186590	-688172	0	0	0	-63855	186590	-688172
PIANO CAMPAGNA	SLV 8	-63855	186590	-688172	0	0	0	-63855	186590	-688172
PIANO CAMPAGNA	SLV 9	63855	-186590	-689372	0	0	0	63855	-186590	-689372
PIANO CAMPAGNA	SLV 10	63855	-186590	-689372	0	0	0	63855	-186590	-689372
PIANO CAMPAGNA	SLV 11	63855	186590	-689372	0	0	0	63855	186590	-689372
PIANO CAMPAGNA	SLV 12	63855	186590	-689372	0	0	0	63855	186590	-689372
PIANO CAMPAGNA	SLV 13	212850	-55977	-690772	0	0	0	212850	-55977	-690772
PIANO CAMPAGNA	SLV 14	212850	-55977	-690772	0	0	0	212850	-55977	-690772

**PIAZZALE TRIAGE-FABBRICATO-ALLEGATO
ALLA REL. PREDIMENSIONAMENTO
STRUTTURE**

Codice documento
SF0272_F0

<i>Rev</i>	<i>Data</i>
F0	20/06/2011

Livello	Contesto	Totale			Aste verticali			Pareti		
		F			F			F		
		X	Y	Z	X	Y	Z	X	Y	Z
PIANO CAMPAGNA	SLV 15	212850	55977	-690772	0	0	0	212850	55977	-690772
PIANO CAMPAGNA	SLV 16	212850	55977	-690772	0	0	0	212850	55977	-690772
PIANO CAMPAGNA	SLV fondazioni 1	-234135	-61575	-686573	0	0	0	-234135	-61575	-686573
PIANO CAMPAGNA	SLV fondazioni 2	-234135	-61575	-686573	0	0	0	-234135	-61575	-686573
PIANO CAMPAGNA	SLV fondazioni 3	-234135	61575	-686573	0	0	0	-234135	61575	-686573
PIANO CAMPAGNA	SLV fondazioni 4	-234135	61575	-686573	0	0	0	-234135	61575	-686573
PIANO CAMPAGNA	SLV fondazioni 5	-70240	-205250	-688112	0	0	0	-70240	-205250	-688112
PIANO CAMPAGNA	SLV fondazioni 6	-70240	-205250	-688112	0	0	0	-70240	-205250	-688112
PIANO CAMPAGNA	SLV fondazioni 7	-70241	205249	-688112	0	0	0	-70241	205249	-688112
PIANO CAMPAGNA	SLV fondazioni 8	-70241	205249	-688112	0	0	0	-70241	205249	-688112
PIANO CAMPAGNA	SLV fondazioni 9	70241	-205249	-689432	0	0	0	70241	-205249	-689432
PIANO CAMPAGNA	SLV fondazioni 10	70241	-205249	-689432	0	0	0	70241	-205249	-689432
PIANO CAMPAGNA	SLV fondazioni 11	70240	205250	-689432	0	0	0	70240	205250	-689432
PIANO CAMPAGNA	SLV fondazioni 12	70240	205250	-689432	0	0	0	70240	205250	-689432
PIANO CAMPAGNA	SLV fondazioni 13	234135	-61575	-690972	0	0	0	234135	-61575	-690972
PIANO CAMPAGNA	SLV fondazioni 14	234135	-61575	-690972	0	0	0	234135	-61575	-690972
PIANO CAMPAGNA	SLV fondazioni 15	234135	61575	-690972	0	0	0	234135	61575	-690972
PIANO CAMPAGNA	SLV fondazioni 16	234135	61575	-690972	0	0	0	234135	61575	-690972
PIANO CAMPAGNA	Calcolo rigidezza torsionale/flessionale di piano Rig. Ux+	0	0	0	0	0	0	0	0	0
PIANO CAMPAGNA	Calcolo rigidezza torsionale/flessionale di piano Rig. Ux-	0	0	0	0	0	0	0	0	0
PIANO CAMPAGNA	Calcolo rigidezza torsionale/flessionale di piano Rig. Uy+	0	0	0	0	0	0	0	0	0
PIANO CAMPAGNA	Calcolo rigidezza torsionale/flessionale di piano Rig. Uy-	0	0	0	0	0	0	0	0	0
PIANO CAMPAGNA	Calcolo rigidezza torsionale/flessionale di piano Rig. Rz+	0	0	0	0	0	0	0	0	0

		Ponte sullo Stretto di Messina PROGETTO DEFINITIVO		
PIAZZALE TRIAGE-FABBRICATO-ALLEGATO ALLA REL. PREDIMENSIONAMENTO STRUTTURE		Codice documento SF0272_F0	Rev F0	Data 20/06/2011

Livello	Contesto	Totale			Aste verticali			Pareti		
		F			F			F		
		X	Y	Z	X	Y	Z	X	Y	Z
PIANO CAMPAGNA	Calcolo rigidezza torsionale/flessionale di piano Rig. Rz-	0	0	0	0	0	0	0	0	0

Risposta modale

Modo: Identificativo del modo di vibrare.

Periodo: Periodo. [s]

Massa X: Massa partecipante in direzione globale X. Il valore è adimensionale.

Massa Y: Massa partecipante in direzione globale Y. Il valore è adimensionale.

Massa Z: Massa partecipante in direzione globale Z. Il valore è adimensionale.

Massa rot X: Massa rotazionale partecipante attorno la direzione globale X. Il valore è adimensionale.

Massa rot Y: Massa rotazionale partecipante attorno la direzione globale Y. Il valore è adimensionale.

Massa rot Z: Massa rotazionale partecipante attorno la direzione globale Z. Il valore è adimensionale.

Totale masse partecipanti:

Traslazione X: 0.8952

Traslazione Y: 0.87175

Traslazione Z: 0

Rotazione X: 0.92388

Rotazione Y: 0.95191

Rotazione Z: 0.77896

Modo	Periodo	Massa X	Massa Y	Massa Z	Massa rot X	Massa rot Y	Massa rot Z
1	0.267235	0	0.24918	0	0.28328	0	0.04202
2	0.185943	0	0.00079	0	0.0009	0	0.00363
3	0.170063	0.00037	0	0	0	0.00038	0
4	0.160333	0	0.14885	0	0.1682	0	0.30045
5	0.150987	0	0.058	0	0.06598	0	0.09112
6	0.146148	0.00027	0	0	0	0.00026	0
7	0.130955	0	0.13446	0	0.15162	0	0.08452
8	0.088515	0.03812	0	0	0	0.04029	0.00001
9	0.08175	0.04652	0	0	0	0.04912	0.00001
10	0.06328	0.05155	0	0	0	0.05246	0.00001
11	0.059799	0	0.06792	0	0.0756	0	0.05173
12	0.050648	0.16934	0	0	0	0.17935	0.00002
13	0.033799	0.35244	0	0	0	0.39766	0.00005
14	0.03188	0	0.21255	0	0.1783	0	0.20536
15	0.020791	0.23659	0	0	0	0.23239	0.00003

Equilibrio forze

Contributo: Nome attribuito al sistema risultante.

Fx: Componente X di traslazione del sistema risultante. [daN]

Fy: Componente Y di traslazione del sistema risultante. [daN]

		Ponte sullo Stretto di Messina PROGETTO DEFINITIVO		
		PIAZZALE TRIAGE-FABBRICATO-ALLEGATO ALLA REL. PREDIMENSIONAMENTO STRUTTURE	<i>Codice documento</i> SF0272_F0	<i>Rev</i> F0

Fz: Componente Z di traslazione del sistema risultante. [daN]

*Mx: Componente di momento attorno l'asse X del sistema risultante. [daN*cm]*

*My: Componente di momento attorno l'asse Y del sistema risultante. [daN*cm]*

*Mz: Componente di momento attorno l'asse Z del sistema risultante. [daN*cm]*

Bilancio in condizione di carico: Pesi strutturali

Contributo	Fx	Fy	Fz	Mx	My	Mz
Applicate	0	0	-1256000	-43950000	3297000000	0
Reazioni	0	0	1256000	43950000	-3297000000	0
PDelta	0	0	0	0	0	0
Totale	0	0	0	0	0	0

Bilancio in condizione di carico: carichi variabili

Contributo	Fx	Fy	Fz	Mx	My	Mz
Applicate	0	0	-117300	-4105000	311100000	0
Reazioni	0	0	117300	4105000	-311100000	0
PDelta	0	0	0	0	0	0
Totale	0	0	0	0	0	0

Bilancio in condizione di carico: Sisma X SLV

Contributo	Fx	Fy	Fz	Mx	My	Mz
Applicate	203600	0	0	0	190200000	-7127000
Reazioni	-203600	0	0	0	-190200000	7127000
PDelta	0	0	0	0	0	0
Totale	0	0	0	0	0	0

Bilancio in condizione di carico: Sisma Y SLV

Contributo	Fx	Fy	Fz	Mx	My	Mz
Applicate	0	203600	0	-190200000	0	517600000
Reazioni	0	-203600	0	190200000	0	-517600000
PDelta	0	0	0	0	0	0
Totale	0	0	0	0	0	0

Bilancio in condizione di carico: Sisma X SLO

Contributo	Fx	Fy	Fz	Mx	My	Mz
Applicate	151600	0	0	0	141600000	-5307000
Reazioni	-151600	0	0	0	-141600000	5307000
PDelta	0	0	0	0	0	0
Totale	0	0	0	0	0	0

Bilancio in condizione di carico: Sisma Y SLO

Contributo	Fx	Fy	Fz	Mx	My	Mz
Applicate	0	151600	0	-141600000	0	385400000
Reazioni	0	-151600	0	141600000	0	-385400000
PDelta	0	0	0	0	0	0
Totale	0	0	0	0	0	0

Bilancio in condizione di carico: Rig. Ux

Contributo	Fx	Fy	Fz	Mx	My	Mz
Applicate	1	0	0	0	555	-35
Reazioni	-1	0	0	0	-555	35
PDelta	0	0	0	0	0	0
Totale	0	0	0	0	0	0

Bilancio in condizione di carico: Rig. Uy

		Ponte sullo Stretto di Messina PROGETTO DEFINITIVO		
PIAZZALE TRIAGE-FABBRICATO-ALLEGATO ALLA REL. PREDIMENSIONAMENTO STRUTTURE		Codice documento SF0272_F0	Rev F0	Data 20/06/2011

Contributo	Fx	Fy	Fz	Mx	My	Mz
Applicate	0	1	0	-555	0	2507
Reazioni	0	-1	0	555	0	-2507
PDelta	0	0	0	0	0	0
Totale	0	0	0	0	0	0

Bilancio in condizione di carico: Rig. Rz

Contributo	Fx	Fy	Fz	Mx	My	Mz
Applicate	0	0	0	0	0	1
Reazioni	0	0	0	0	0	-1
PDelta	0	0	0	0	0	0
Totale	0	0	0	0	0	0

Risposta di spettro

Spettro: Condizione elementare corrispondente allo spettro.

Fx: Componente della forza lungo l'asse X. [daN]

Fy: Componente della forza lungo l'asse Y. [daN]

Fz: Componente della forza lungo l'asse Z. [daN]

*Mx: Componente della coppia attorno all'asse X. [daN*cm]*

*My: Componente della coppia attorno all'asse Y. [daN*cm]*

*Mz: Componente della coppia attorno all'asse Z. [daN*cm]*

Max X: Massima reazione lungo l'asse X.

Valore: Valore massimo della reazione. [daN]

Angolo: Angolo d'ingresso del sisma che provoca il valore massimo della reazione. [deg]

Max Y: Massima reazione lungo l'asse Y.

Valore: Valore massimo della reazione. [daN]

Angolo: Angolo d'ingresso del sisma che provoca il valore massimo della reazione. [deg]

Max Z: Massima reazione lungo l'asse Z.

Valore: Valore massimo della reazione. [daN]

Angolo: Angolo d'ingresso del sisma che provoca il valore massimo della reazione. [deg]

Spettro	Fx	Fy	Fz	Mx	My	Mz	Max X		Max Y		Max Z	
							Valore	Angolo	Valore	Angolo	Valore	Angolo
Sisma X SLV	120340	1.06	0	874.48	111320000	4211300	120340	0	104870	90	0	0
Sisma Y SLV	1.06	104870	0	96162000	997.54	284300000	120340	0	104870	90	0	0
Sisma X SLO	48953	0.43	0	351.72	45332000	1713100	48953	0	68699	90	0	0
Sisma Y SLO	0.43	68699	0	64395000	399.9	183480000	48953	0	68699	90	0	0

Statistiche soluzione

Tipo di equazioni

Lineari

Tecnica di soluzione

Matrici sparse

Numero equazioni

16580

Elemento minimo diagonale

1204000

		Ponte sullo Stretto di Messina PROGETTO DEFINITIVO		
PIAZZALE TRIAGE-FABBRICATO-ALLEGATO ALLA REL. PREDIMENSIONAMENTO STRUTTURE		<i>Codice documento</i> SF0272_F0	<i>Rev</i> F0	<i>Data</i> 20/06/2011

Elemento massimo	1351000000
Rapporto max/min	11220
Elementi non nulli	393826