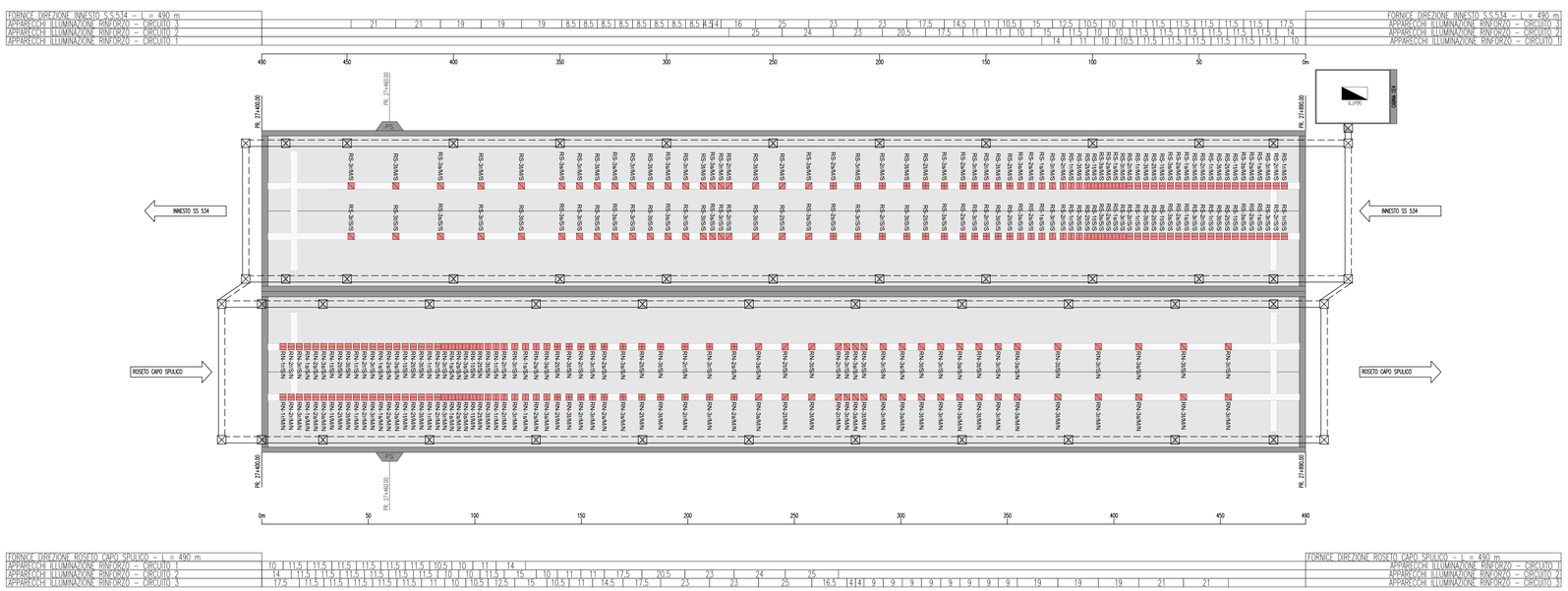

TABELLA RIEPOLOGATIVA APPARECCHI ILLUMINAZIONE RINFORZO FORNICE DIREZIONE S — Tab. 1/3

CIRCUITO RN-1				LATO MARCIA				LATO SORPASSO			
PROGRESSIVA [m]	INTERDISTANZA [m]	QUADRO ALIMENTAZIONE	TIPO APPARECCHIO	CIRCUITO (*)	Ang.Incl. RX [°]	Ang.Incl. RY [°]	Ang.Incl. RZ [°]	CIRCUITO (*)	Ang.Incl. RX [°]	Ang.Incl. RY [°]	Ang.Incl. RZ [°]
10,00		CE4-Q_LP(R)	LED - 409 W	RN-1../M/S	0	8	180	RN-1../S/S	0	8	180
21,46	11,46	CE4-Q_LP(R)	LED - 409 W	RN-1../M/S	0	8	180	RN-1../S/S	0	8	180
32,92	11,46	CE4-Q_LP(R)	LED - 409 W	RN-1../M/S	0	8	180	RN-1../S/S	0	8	180
44,38	11,46	CE4-Q_LP(R)	LED - 409 W	RN-1../M/S	0	8	180	RN-1../S/S	0	8	180
55,84	11,46	CE4-Q_LP(R)	LED - 409 W	RN-1../M/S	0	8	180	RN-1../S/S	0	8	180
67,30	11,46	CE4-Q_LP(R)	LED - 409 W	RN-1../M/S	0	8	180	RN-1../S/S	0	8	180
78,76	11,46	CE4-Q_LP(R)	LED - 409 W	RN-1../M/S	0	8	180	RN-1../S/S	0	8	180
89,20	10,44	CE4-Q_LP(R)	LED - 305 W	RN-1../M/S	0	8	180	RN-1../S/S	0	8	180
99,10	9,90	CE4-Q_LP(R)	LED - 305 W	RN-1../M/S	0	8	180	RN-1../S/S	0	8	180
110,00	10,90	CE4-Q_LP(R)	LED - 305 W	RN-1../M/S	0	8	180	RN-1../S/S	0	8	180
123,80	13,80	CE4-Q_LP(R)	LED - 305 W	RN-1../M/S	0	8	180	RN-1../S/S	0	8	180

TABELLA RIEPOLOGATIVA APPARECCHI ILLUMINAZIONE RINFORZO FORNICE DIREZIONE S — Tab. 2/3

CIRCUITO RN-2				LATO MARCIA				LATO SORPASSO			
PROGRESSIVA [m]	INTERDISTANZA [m]	QUADRO ALIMENTAZIONE	TIPO APPARECCHIO	CIRCUITO (*)	Ang.Incl. RX [°]	Ang.Incl. RY [°]	Ang.Incl. RZ [°]	CIRCUITO (*)	Ang.Incl. RX [°]	Ang.Incl. RY [°]	Ang.Incl. RZ [°]
13,82		CE4-Q_LP(R)	LED - 409 W	RN-2../M/S	0	8	180	RN-2../S/S	0	8	180
25,28	11,46	CE4-Q_LP(R)	LED - 409 W	RN-2../M/S	0	8	180	RN-2../S/S	0	8	180
36,74	11,46	CE4-Q_LP(R)	LED - 409 W	RN-2../M/S	0	8	180	RN-2../S/S	0	8	180
48,20	11,46	CE4-Q_LP(R)	LED - 409 W	RN-2../M/S	0	8	180	RN-2../S/S	0	8	180
59,66	11,46	CE4-Q_LP(R)	LED - 409 W	RN-2../M/S	0	8	180	RN-2../S/S	0	8	180
71,12	11,46	CE4-Q_LP(R)	LED - 409 W	RN-2../M/S	0	8	180	RN-2../S/S	0	8	180
82,58	11,46	CE4-Q_LP(R)	LED - 409 W	RN-2../M/S	0	8	180	RN-2../S/S	0	8	180
92,50	9,92	CE4-Q_LP(R)	LED - 305 W	RN-2../M/S	0	8	180	RN-2../S/S	0	8	180
102,40	9,90	CE4-Q_LP(R)	LED - 305 W	RN-2../M/S	0	8	180	RN-2../S/S	0	8	180
113,80	11,40	CE4-Q_LP(R)	LED - 305 W	RN-2../M/S	0	8	180	RN-2../S/S	0	8	180
128,80	15,00	CE4-Q_LP(R)	LED - 305 W	RN-2../M/S	0	8	180	RN-2../S/S	0	8	180
138,80	10,00	CE4-Q_LP(R)	LED - 204 W	RN-2../M/S	0	8	180	RN-2../S/S	0	8	180
149,80	11,00	CE4-Q_LP(R)	LED - 204 W	RN-2../M/S	0	8	180	RN-2../S/S	0	8	180
160,80	11,00	CE4-Q_LP(R)	LED - 204 W	RN-2../M/S	0	8	180	RN-2../S/S	0	8	180
178,40	17,60	CE4-Q_LP(R)	LED - 204 W	RN-2../M/S	0	8	180	RN-2../S/S	0	8	180
198,70	20,30	CE4-Q_LP(R)	LED - 204 W	RN-2../M/S	0	8	180	RN-2../S/S	0	8	180
221,70	23,00	CE4-Q_LP(R)	LED - 204 W	RN-2../M/S	0	8	180	RN-2../S/S	0	8	180
245,70	24,00	CE4-Q_LP(R)	LED - 129 W	RN-2../M/S	0	8	180	RN-2../S/S	0	8	180
270,70	25,00	CE4-Q_LP(R)	LED - 129 W	RN-2../M/S	0	8	180	RN-2../S/S	0	8	180

TABELLA RIEPOLOGATIVA APPARECCHI ILLUMINAZIONE RINFORZO FORNICE DIREZIONE S — Tab. 3/3

CIRCUITO RN-3				LATO MARCIA				LATO SORPASSO			
PROGRESSIVA [m]	INTERDISTANZA [m]	QUADRO ALIMENTAZIONE	TIPO APPARECCHIO	CIRCUITO (*)	Ang.Incl. RX [°]	Ang.Incl. RY [°]	Ang.Incl. RZ [°]	CIRCUITO (*)	Ang.Incl. RX [°]	Ang.Incl. RY [°]	Ang.Incl. RZ [°]
17,64		CE4-Q_LP(R)	LED - 409 W	RN-3../M/S	0	8	180	RN-3../S/S	0	8	180
29,10	11,46	CE4-Q_LP(R)	LED - 409 W	RN-3../M/S	0	8	180	RN-3../S/S	0	8	180
40,56	11,46	CE4-Q_LP(R)	LED - 409 W	RN-3../M/S	0	8	180	RN-3../S/S	0	8	180
52,02	11,46	CE4-Q_LP(R)	LED - 409 W	RN-3../M/S	0	8	180	RN-3../S/S	0	8	180
63,48	11,46	CE4-Q_LP(R)	LED - 409 W	RN-3../M/S	0	8	180	RN-3../S/S	0	8	180
74,94	11,46	CE4-Q_LP(R)	LED - 409 W	RN-3../M/S	0	8	180	RN-3../S/S	0	8	180
85,90	10,96	CE4-Q_LP(R)	LED - 305 W	RN-3../M/S	0	8	180	RN-3../S/S	0	8	180
95,80	9,90	CE4-Q_LP(R)	LED - 305 W	RN-3../M/S	0	8	180	RN-3../S/S	0	8	180
106,20	10,40	CE4-Q_LP(R)	LED - 305 W	RN-3../M/S	0	8	180	RN-3../S/S	0	8	180
118,80	12,60	CE4-Q_LP(R)	LED - 305 W	RN-3../M/S	0	8	180	RN-3../S/S	0	8	180
133,80	15,00	CE4-Q_LP(R)	LED - 305 W	RN-3../M/S	0	8	180	RN-3../S/S	0	8	180
144,30	10,50	CE4-Q_LP(R)	LED - 204 W	RN-3../M/S	0	8	180	RN-3../S/S	0	8	180
155,30	11,00	CE4-Q_LP(R)	LED - 204 W	RN-3../M/S	0	8	180	RN-3../S/S	0	8	180
169,60	14,30	CE4-Q_LP(R)	LED - 204 W	RN-3../M/S	0	8	180	RN-3../S/S	0	8	180
187,20	17,60	CE4-Q_LP(R)	LED - 204 W	RN-3../M/S	0	8	180	RN-3../S/S	0	8	180
210,20	23,00	CE4-Q_LP(R)	LED - 204 W	RN-3../M/S	0	8	180	RN-3../S/S	0	8	180
233,20	23,00	CE4-Q_LP(R)	LED - 129 W	RN-3../M/S	0	8	180	RN-3../S/S	0	8	180
258,20	25,00	CE4-Q_LP(R)	LED - 129 W	RN-3../M/S	0	8	180	RN-3../S/S	0	8	180
274,40	16,20	CE4-Q_LP(R)	LED - 53 W	RN-3../M/S	0	8	180	RN-3../S/S	0	8	180
278,40	4,00	CE4-Q_LP(R)	LED - 53 W	RN-3../M/S	0	8	180	RN-3../S/S	0	8	180
282,70	4,30	CE4-Q_LP(R)	LED - 53 W	RN-3../M/S	0	8	180	RN-3../S/S	0	8	180
291,00	8,30	CE4-Q_LP(R)	LED - 53 W	RN-3../M/S	0	8	180	RN-3../S/S	0	8	180
299,30	8,30	CE4-Q_LP(R)	LED - 53 W	RN-3../M/S	0	8	180	RN-3../S/S	0	8	180
307,60	8,30	CE4-Q_LP(R)	LED - 53 W	RN-3../M/S	0	8	180	RN-3../S/S	0	8	180
315,90	8,30	CE4-Q_LP(R)	LED - 53 W	RN-3../M/S	0	8	180	RN-3../S/S	0	8	180
324,20	8,30	CE4-Q_LP(R)	LED - 53 W	RN-3../M/S	0	8	180	RN-3../S/S	0	8	180
332,50	8,30	CE4-Q_LP(R)	LED - 53 W	RN-3../M/S	0	8	180	RN-3../S/S	0	8	180
340,80	8,30	CE4-Q_LP(R)	LED - 53 W	RN-3../M/S	0	8	180	RN-3../S/S	0	8	180
349,10	8,30	CE4-Q_LP(R)	LED - 53 W	RN-3../M/S	0	8	180	RN-3../S/S	0	8	180
368,10	19,00	CE4-Q_LP(R)	LED - 53 W	RN-3../M/S	0	8	180	RN-3../S/S	0	8	180
387,10	19,00	CE4-Q_LP(R)	LED - 53 W	RN-3../M/S	0	8	180	RN-3../S/S	0	8	180
406,10	19,00	CE4-Q_LP(R)	LED - 53 W	RN-3../M/S	0	8	180	RN-3../S/S	0	8	180
427,10	21,00	CE4-Q_LP(R)	LED - 53 W	RN-3../M/S	0	8	180	RN-3../S/S	0	8	180
448,10	21,00	CE4-Q_LP(R)	LED - 53 W	RN-3../M/S	0	8	180	RN-3../S/S	0	8	180

N.B.(*) Per le fase dei circuiti si faccia riferimento alla planimetria soprastante

TABELLA RIEPOLOGATIVA APPARECCHI ILLUMINAZIONE RINFORZO FORNICE DIREZIONE N — Tab. 1/3

CIRCUITO RN-1				LATO MARCIA				LATO SORPASSO			
PROGRESSIVA [m]	INTERDISTANZA [m]	QUADRO ALIMENTAZIONE	TIPO APPARECCHIO	CIRCUITO (*)	Ang.Incl. RX [°]	Ang.Incl. RY [°]	Ang.Incl. RZ [°]	CIRCUITO (*)	Ang.Incl. RX [°]	Ang.Incl. RY [°]	Ang.Incl. RZ [°]
10,00		CE4-Q_LP(R)	LED - 409 W	RN-1../M/N	0	8	180	RN-1../S/N	0	8	180
21,46	11,46	CE4-Q_LP(R)	LED - 409 W	RN-1../M/N	0	8	180	RN-1../S/N	0	8	180
32,92	11,46	CE4-Q_LP(R)	LED - 409 W	RN-1../M/N	0	8	180	RN-1../S/N	0	8	180
44,38	11,46	CE4-Q_LP(R)	LED - 409 W	RN-1../M/N	0	8	180	RN-1../S/N	0	8	180
55,84	11,46	CE4-Q_LP(R)	LED - 409 W	RN-1../M/N	0	8	180	RN-1../S/N	0	8	180
67,30	11,46	CE4-Q_LP(R)	LED - 409 W	RN-1../M/N	0	8	180	RN-1../S/N	0	8	180
78,76	11,46	CE4-Q_LP(R)	LED - 409 W	RN-1../M/N	0	8	180	RN-1../S/N	0	8	180
89,20	10,44	CE4-Q_LP(R)	LED - 305 W	RN-1../M/N	0	8	180	RN-1../S/N	0	8	180
99,10	9,90	CE4-Q_LP(R)	LED - 305 W	RN-1../M/N	0	8	180	RN-1../S/N	0	8	180
110,00	10,90	CE4-Q_LP(R)	LED - 305 W	RN-1../M/N	0	8	180	RN-1../S/N	0	8	180
123,80	13,80	CE4-Q_LP(R)	LED - 305 W	RN-1../M/N	0	8	180	RN-1../S/N	0	8	180

TABELLA RIEPOLOGATIVA APPARECCHI ILLUMINAZIONE RINFORZO FORNICE DIREZIONE N — Tab. 2/3

CIRCUITO RN-2				LATO MARCIA				LATO SORPASSO			
PROGRESSIVA [m]	INTERDISTANZA [m]	QUADRO ALIMENTAZIONE	TIPO APPARECCHIO	CIRCUITO (*)	Ang.Incl. RX [°]	Ang.Incl. RY [°]	Ang.Incl. RZ [°]	CIRCUITO (*)	Ang.Incl. RX [°]	Ang.Incl. RY [°]	Ang.Incl. RZ [°]
13,82		CE4-Q_LP(R)	LED - 409 W	RN-2../M/N	0	8	180	RN-2../S/N	0	8	180
25,28	11,46	CE4-Q_LP(R)	LED - 409 W	RN-2../M/N	0	8	180	RN-2../S/N	0	8	180
36,74	11,46	CE4-Q_LP(R)	LED - 409 W	RN-2../M/N	0	8	180	RN-2../S/N	0	8	180
48,20	11,46	CE4-Q_LP(R)	LED - 409 W	RN-2../M/N	0	8	180	RN-2../S/N	0	8	180
59,66	11,46	CE4-Q_LP(R)	LED - 409 W	RN-2../M/N	0	8	180	RN-2../S/N	0	8	180
71,12	11,46	CE4-Q_LP(R)	LED - 409 W	RN-2../M/N	0	8	180	RN-2../S/N	0	8	180
82,58	11,46	CE4-Q_LP(R)	LED - 409 W	RN-2../M/N	0	8	180	RN-2../S/N	0	8	180
92,50	9,92	CE4-Q_LP(R)	LED - 305 W	RN-2../M/N	0	8	180	RN-2../S/N	0	8	180
102,40	9,90	CE4-Q_LP(R)	LED - 305 W	RN-2../M/N	0	8	180	RN-2../S/N	0	8	180
113,80	11,40	CE4-Q_LP(R)	LED - 305 W	RN-2../M/N	0	8	180	RN-2../S/N	0	8	180
128,80	15,00	CE4-Q_LP(R)	LED - 305 W	RN-2../M/N	0	8	180	RN-2../S/N	0	8	180
138,80	10,00	CE4-Q_LP(R)	LED - 204 W	RN-2../M/N	0	8	180	RN-2../S/N	0	8	180
149,80	11,00	CE4-Q_LP(R)	LED - 204 W	RN-2../M/N	0	8	180	RN-2../S/N	0	8	180
160,80	11,00	CE4-Q_LP(R)	LED - 204 W	RN-2../M/N	0	8	180	RN-2../S/N	0	8	180
178,40	17,60	CE4-Q_LP(R)	LED - 204 W	RN-2../M/N	0	8	180	RN-2../S/N	0	8	180
198,70	20,30	CE4-Q_LP(R)	LED - 204 W	RN-2../M/N	0	8	180	RN-2../S/N	0	8	180
221,70	23,00	CE4-Q_LP(R)	LED - 204 W	RN-2../M/N	0	8	180	RN-2../S/N	0	8	180
245,70	24,00	CE4-Q_LP(R)	LED - 129 W	RN-2../M/N	0	8	180	RN-2../S/N	0	8	180
270,70	25,00	CE4-Q_LP(R)	LED - 129 W	RN-2../M/N	0	8	180	RN-2../S/N	0	8	180

TABELLA RIEPOLOGATIVA APPARECCHI ILLUMINAZIONE RINFORZO FORNICE DIREZIONE N — Tab. 3/3

CIRCUITO RN-3				LATO MARCIA				LATO SORPASSO			
PROGRESSIVA [m]	INTERDISTANZA [m]	QUADRO ALIMENTAZIONE	TIPO APPARECCHIO	CIRCUITO (*)	Ang.Incl. RX [°]	Ang.Incl. RY [°]	Ang.Incl. RZ [°]	CIRCUITO (*)	Ang.Incl. RX [°]	Ang.Incl. RY [°]	Ang.Incl. RZ [°]
17,64		CE4-Q_LP(R)	LED - 409 W	RN-3../M/N	0	8	180	RN-3../S/N	0	8	180
29,10	11,46	CE4-Q_LP(R)	LED - 409 W	RN-3../M/N	0	8	180	RN-3../S/N	0	8	180
40,56	11,46	CE4-Q_LP(R)	LED - 409 W	RN-3../M/N	0	8	180	RN-3../S/N	0	8	180
52,02	11,46	CE4-Q_LP(R)	LED - 409 W	RN-3../M/N	0	8	180	RN-3../S/N	0	8	180
63,48	11,46	CE4-Q_LP(R)	LED - 409 W	RN-3../M/N	0	8	180	RN-3../S/N	0	8	180
74,94	11,46	CE4-Q_LP(R)	LED - 409 W	RN-3../M/N	0	8	180	RN-3../S/N	0	8	180
85,90	10,96	CE4-Q_LP(R)	LED - 305 W	RN-3../M/N	0	8	180	RN-3../S/N	0	8	180
95,80	9,90	CE4-Q_LP(R)	LED - 305 W	RN-3../M/N	0	8	180	RN-3../S/N	0	8	180
106,20	10,40	CE4-Q_LP(R)	LED - 305 W	RN-3../M/N	0	8	180	RN-3../S/N	0	8	180
118,80	12,60	CE4-Q_LP(R)	LED - 305 W	RN-3../M/N	0	8	180	RN-3../S/N	0	8	180
133,80	15,00	CE4-Q_LP(R)	LED - 305 W	RN-3../M/N	0	8	180	RN-3../S/N	0	8	180
144,30	10,50	CE4-Q_LP(R)	LED - 204 W	RN-3../M/N	0	8	180	RN-3../S/N	0	8	180
155,30	11,00	CE4-Q_LP(R)	LED - 204 W	RN-3../M/N	0	8	180	RN-3../S/N	0	8	180
169,60	14,30	CE4-Q_LP(R)	LED - 204 W	RN-3../M/N	0	8	180	RN-3../S/N	0	8	180
187,20	17,60	CE4-Q_LP(R)	LED - 204 W	RN-3../M/N	0	8	180	RN-3../S/N	0	8	180
210,20	23,00	CE4-Q_LP(R)	LED - 204 W	RN-3../M/N	0	8	180	RN-3../S/N	0	8	180
233,20	23,00	CE4-Q_LP(R)	LED - 129 W	RN-3../M/N	0	8	180	RN-3../S/N	0	8	180
258,20	25,00	CE4-Q_LP(R)	LED - 129 W	RN-3../M/N	0	8	180	RN-3../S/N	0	8	180
274,40	16,20	CE4-Q_LP(R)	LED - 53 W	RN-3../M/N	0	8	180	RN-3../S/N	0	8	180
278,40	4,00	CE4-Q_LP(R)	LED - 53 W	RN-3../M/N	0	8	180	RN-3../S/N	0	8	180
282,70	4,30	CE4-Q_LP(R)	LED - 53 W	RN-3../M/N	0	8	180	RN-3../S/N	0	8	180
291,00	9,00	CE4-Q_LP(R)	LED - 53 W	RN-3../M/N	0	8	180	RN-3../S/N	0	8	180
300,70	9,00	CE4-Q_LP(R)	LED - 53 W	RN-3../M/N	0	8	180	RN-3../S/N	0	8	180
309,70	9,00	CE4-Q_LP(R)	LED - 53 W	RN-3../M/N	0	8	180	RN-3../S/N	0	8	180
318,70	9,00	CE4-Q_LP(R)	LED - 53 W	RN-3../M/N	0	8	180	RN-3../S/N	0	8	180
327,70	9,00	CE4-Q_LP(R)	LED - 53 W	RN-3../M/N	0	8	180	RN-3../S/N	0	8	180
336,70	9,00	CE4-Q_LP(R)	LED - 53 W	RN-3../M/N	0	8	180	RN-3../S/N	0	8	180
345,70	9,00	CE4-Q_LP(R)	LED - 53 W	RN-3../M/N	0	8	180	RN-3../S/N	0	8	180
354,70	9,00	CE4-Q_LP(R)	LED - 53 W	RN-3../M/N	0	8	180	RN-3../S/N	0	8	180
373,70	19,00	CE4-Q_LP(R)	LED - 53 W	RN-3../M/N	0	8	180	RN-3../S/N	0	8	180
392,70	19,00	CE4-Q_LP(R)	LED - 53 W	RN-3../M/N	0	8	180	RN-3../S/N	0	8	180
411,70	19,00	CE4-Q_LP(R)	LED - 53 W	RN-3../M/N	0	8	180	RN-3../S/N	0	8	180
432,70	21,00	CE4-Q_LP(R)	LED - 53 W	RN-3../M/N	0	8	180	RN-3../S/N	0	8	180
453,70	21,00	CE4-Q_LP(R)	LED - 53 W	RN-3../M/N	0	8	180	RN-3../S/N	0	8	180

LEGENDA QUADRI

..../N	QUADRO LATO O DIREZIONE NORD (EVENTUALE SPECIFICAZIONE)
..../S	QUADRO LATO O DIREZIONE SUD (EVENTUALE SPECIFICAZIONE)
Q_MT	QUADRO ELETTRICO MEDIA TENSIONE
Q_GEN	QUADRO ELETTRICO GENERALE BT
Q_GE	QUADRO ELETTRICO GRUPPO ELETTROGENO
Q_CPS	QUADRO ELETTRICO CPS
Q_RI	QUADRO RIFASAMENTO AUTOMATICO
Q_CA	QUADRO ELETTRICO CONTINUITA' ASSOLUTA
Q_SA	QUADRO ELETTRICO SERVIZI AUSILIARI
Q_LP (R)	QUADRO ELETTRICO ILLUMINAZIONE RINFORZO
Q_LP (P/O)	QUADRO ELETTRICO ILLUMINAZIONE PERMANENTE ORDINARIA
Q_LP (P/E)	QUADRO ELETTRICO ILLUMINAZIONE PERMANENTE EMERGENZA

LEGENDA INDICATORI CAVI ELETTRICI

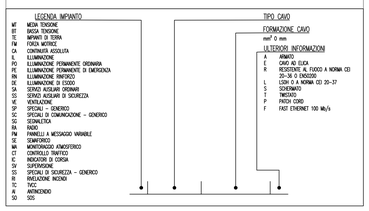

LEGENDA SIMBOLI

	QUADRO ELETTRICO
I/O	BASE REMOTA SEGNALI INPUT/OUTPUT
SC-D	SWITCH DI CABINA PER IMPIANTO SOS E DATI
IO	MODULO PER IL RILIEVO E CONTROLLO SEGNALI DIGITALI ONDE RADIO
LUM	MODULO PER IL CONTROLLO DEL LIVELLO DI ILLUMINAZIONE
RIP	ANTENNA RIPETITRICE n°1 PER OGNI CANALE DA CONTROLLARE
CCI_p	CENTRALINA CONTROLLO E ANTENNA CON 3 CANALI: – 1 CANALE PER PO – 1 CANALE PER PE – 1 CANALE RISERVA
	SENSORE LUMINANZA DI VELO ESTERNA COMPLETO DI ALIMENTATORE 24Vcc IN CASSETTA BASE PALO
	APPARECCHIO ILLUMINANTE OTTICA CONTROFLUSSO A 48LED – 4000K – 409 W PER ILLUMINAZIONE DI RINFORZO
	APPARECCHIO ILLUMINANTE OTTICA CONTROFLUSSO A 36LED – 4000K – 305 W PER ILLUMINAZIONE DI RINFORZO
	APPARECCHIO ILLUMINANTE OTTICA CONTROFLUSSO A 24LED – 4000K – 204 W PER ILLUMINAZIONE DI RINFORZO
	APPARECCHIO ILLUMINANTE OTTICA CONTROFLUSSO A 15LED – 4000K – 129 W PER ILLUMINAZIONE DI RINFORZO
	APPARECCHIO ILLUMINANTE OTTICA A 6LED – 4000K – 53 W PER ILLUMINAZIONE DI RINFORZO

QUADRO D'UNIONE

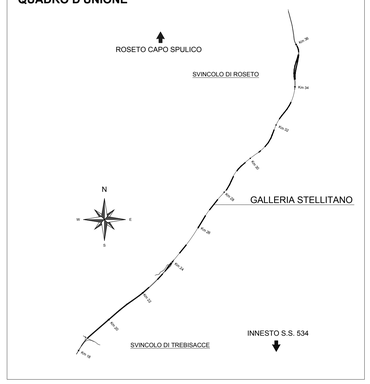

LEGENDA COLORI APPARECCHIATURE

colore 255	IMPIANTI ELETTRICI DI POTENZA MT/BT
colore 11	IMPIANTI DI ILLUMINAZIONE (IL)
colore 133	IMPIANTI DI SUPERVISIONE (SV)

LEGENDA CAVIDOTTI

	CAVIDOTTO BASSA TENSIONE (GENERICO)
	CAVIDOTTO IMPIANTI SPECIALI
	PASSERELLA IN ACCIAIO
•	PUNTO RISALITA CAVI
⊠	VANO DI ISPEZIONE CAVI NEL PROFILO REDIRETTIVO
⊠	POZZETTO GETTATO IN OPERA/PREFABBRICATO CON CHIUSINO IN GHISA (DIM.600x600mm)
⊠	POZZETTO GETTATO IN OPERA/PREFABBRICATO CON CHIUSINO IN GHISA (DIM.1200x1200mm)

LEGENDA INDICATORI CAVIDOTTI



NOTE

–I CORPI ILLUMINANTI DELL'ILLUMINAZIONE DI RINFORZO SARANNO INSTALLATI SULLA STESSA CANALINA IN CUI SONO POSIZIONATI QUELLI DELL'ILLUMINAZIONE PERMANENTE.

QUALORA LA LORO POSIZIONE COINCIDESSE CON QUELLA DELL'ILLUMINAZIONE PERMANENTE, I CORPI ILLUMINANTI DI RINFORZO SARANNO COLLOCATI IMMEDIATAMENTE DOPO QUELLI DELL'ILLUMINAZIONE PERMANENTE.

–(*) L' IMPIANTO DI ILLUMINAZIONE DI RIN