Regione Sicilia

Comune di Mazara del Vallo

Comune di Castelvetrano

Comune di Santa Ninfa

PROGETTO PER LA REALIZZAZIONE
DI UN IMPIANTO PER LA PRODUZIONE DI ENERGIA ELETTRICA A FONTE RINNOVABILE EOLICA, OPERE CONNESSE ED INFRASTRUTTURE INDISPENSABILI
località Calamita di Mazara del Vallo

PROGETTO DEFINITIVO

SED_04.D

Profili degli assi stradali in progetto

Proponente

SOCIETA' EOLICA DUE SRL
VIA ENRICO FERMI N 22/24
Palermo 90145
P.IVA: 06699240823

Progettista

Studio Bordonali
Engineering & Ambiente

Dott. Ing. Eugenio Bordonali n. 3214 – Ordine degli Ingegneri della Provincia di Palermo

Progettisti Opere Civili

dott. ing. Riccardo Cangelosi

dott. ing. Gaetano Scurto

Formato: A3

Scala: Varie

Scala stampa: 1:1

Revisione	Descrizione	Data	Preparato	Controllato	Approvato
00	Prima emissione	24/09/2019	RC	GS	Francesco Rossi

Ventricular Premature Complexes	1.00 %	1 of 100
Bigeminy	0.00 %	0 of 100
Trigeminy	0.00 %	0 of 100
Ventricular Premature Complexes Frequency	1.00 %	
Ventricular Premature Complexes Frequency Interpretation		

Ventricular Premature Complexes Frequency Interpretation

Normal

Rhythm

Ventricular Premature Complexes

Bigeminy

Trigeminy

Ventricular Premature Complexes Frequency

Ventricular Premature Complexes Frequency Interpretation

Normal

Rhythm

Ventricular Premature Complexes

Bigeminy

Trigeminy

Ventricular Premature Complexes Frequency

Ventricular Premature Complexes Frequency Interpretation

Normal

Rhythm

Ventricular Premature Complexes

Bigeminy

Trigeminy

Ventricular Premature Complexes Frequency

Ventricular Premature Complexes Frequency Interpretation

Normal

Rhythm

Ventricular Premature Complexes

Bigeminy

Trigeminy

Ventricular Premature Complexes Frequency

Ventricular Premature Complexes Frequency Interpretation

Normal

Rhythm

Ventricular Premature Complexes

Bigeminy

Trigeminy

Ventricular Premature Complexes Frequency

Ventricular Premature Complexes Frequency Interpretation

Normal

Rhythm

Ventricular Premature Complexes

Bigeminy

Trigeminy

Ventricular Premature Complexes Frequency

Ventricular Premature Complexes Frequency Interpretation

Normal

Rhythm

Ventricular Premature Complexes

Bigeminy

Trigeminy

Ventricular Premature Complexes Frequency

Ventricular Premature Complexes Frequency Interpretation

Normal

Rhythm

Ventricular Premature Complexes

Bigeminy

Trigeminy

Ventricular Premature Complexes Frequency

Ventricular Premature Complexes Frequency Interpretation

Normal

Rhythm

Ventricular Premature Complexes

Bigeminy

Trigeminy

Ventricular Premature Complexes Frequency

Ventricular Premature Complexes Frequency Interpretation

Normal

Rhythm

Ventricular Premature Complexes

Bigeminy

Trigeminy

Ventricular Premature Complexes Frequency

Ventricular Premature Complexes Frequency Interpretation

Normal

Rhythm

Ventricular Premature Complexes

Bigeminy

Trigeminy

Ventricular Premature Complexes Frequency

Ventricular Premature Complexes Frequency Interpretation

Normal

Rhythm

Ventricular Premature Complexes

Bigeminy

Trigeminy

Ventricular Premature Complexes Frequency

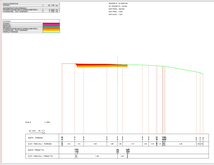
Calculation Results
Calculation Results
Calculation Results

SCAVI E BONIFICHE	
BONIFICA	13.643 mq

RILEVATI	
RILEVATO	53.752 mq

SOVRASTRUTTURA STRADALE	
PAVIMENTAZIONE-MISTO GRANULOMETRICO	8.000 mq
FONDAZIONE - TOUT-VENENANT	16.000 mq

LEGENDA	
STERRO	
BONIFICA	
RILEVATO	
PAVIMENTAZIONE-MISTO GRANULOMETRICO	
FONDAZIONE - TOUT-VENENANT	
PROFILO TERRENO	

SEZIONE N. : 63 ASSE A01
QT. PROGETTO : 95.010
DIST.PROG. : 660.000
DIST.PREC. : 20.000
DIST.SUCC. : 18.324

SCALA 1:200

QT. RIF. 70.263

QUOTE TERRENO	93.502, 93.432, 93.366, 93.326, 93.279, 93.256, 93.170, 93.173, 93.102, 92.889, 92.842, 92.647, 92.570
DIST. PARZIALI TERRENO	3.860, 1.795, 1.983, 2.362, 1.179, 5.427, 6.735, 4.657, 4.574, 3.647, 11.392, 7.389
QUOTE PROGETTO	93.387, 94.985 94.785 94.385, 94.410 94.810 94.410, 94.035 94.435 94.635, 92.616
DIST. PARZIALI PROGETTO	2.421, 2.500, 37.500, 3.059

SCAVI E BONIFICHE	
BONIFICA	14.004 mq

RILEVATI	
RILEVATO	72.928 mq

SOVRASTRUTTURA STRADALE	
PAVIMENTAZIONE-MISTO GRANULOMETRICO	8.000 mq
FONDAZIONE - TOUT-VENENANT	16.000 mq

LEGENDA	
STERRO	
BONIFICA	
RILEVATO	
PAVIMENTAZIONE-MISTO GRANULOMETRICO	
FONDAZIONE - TOUT-VENENANT	
PROFILO TERRENO	

SEZIONE N. : 64 ASSE A01
QT. PROGETTO : 94.827
DIST.PROG. : 678.324
DIST.PREC. : 18.324



SCALA 1:200

QT. RIF. 69.883

QUOTE TERRENO	92.887, 92.818, 92.818, 92.727, 92.703, 92.709, 92.422, 92.417, 92.199, 92.131, 92.105, 92.202, 92.206, 92.198, 91.954, 91.929
DIST. PARZIALI TERRENO	2.721, 1.192, 6.087, 1.631, 1.290, 12.376, 0.845, 11.052, 3.910, 0.581, 2.500, 1.015, 0.349, 8.595, 0.855
QUOTE PROGETTO	92.809, 94.802 94.602 94.202, 94.227 94.627 94.227, 93.852 94.252 94.452, 92.039
DIST. PARZIALI PROGETTO	3.019, 2.500, 37.500, 3.656

Gesamtnote	2,0	2,0
Mathematik	2,0	2,0
Deutsch	2,0	2,0
Englisch	2,0	2,0
Naturwissenschaften (Physik, Chemie, Biologie)	2,0	2,0
Gesellschaftswissenschaften (Geschichte, Politik, Geographie)	2,0	2,0
Musik	2,0	2,0
Kunst	2,0	2,0
Sport	2,0	2,0
Wahlpflichtfach (Französisch, Spanisch, Russisch, Latein, Musik, Kunst, Sport, Informatik, Naturwissenschaften, Gesellschaftswissenschaften)	2,0	2,0

Durchschnittsnote: 2,0
Durchschnittsnote ohne Sport: 2,0
Durchschnittsnote ohne Musik, Kunst, Sport: 2,0

Stand: 1.2.2022

Stand: 1.2.2022

| | | |

Kundennummer	[redacted]	
Auftrag	[redacted]	
Messstelle	[redacted]	
Gerätetyp	[redacted]	
Gerätenummer	[redacted]	
Kanal	[redacted]	
Messart	[redacted]	
Messwertart	[redacted]	
Messwertart	[redacted]	
Messwert

DISLIVELLO ARMATURA:	1.00 ml
BATTUTA:	0.00 ml
SBALZO:	0.00 ml
SPESSORE:	0.50 ml
ALTEZZA:	3.00 ml
PROFONDITÀ DEL PIANO DI FONDAZIONE DALL'ORIZZONTALE:	0.00 ml
PROFONDITÀ DEL PIANO DI FONDAZIONE DALL'ALTEZZA:	0.00 ml

SEZIONE N. 15-0008 RDF
LP PROGETTO: 00.00
DIST.PREC.: 0.00 ML
DIST.PREC.: 14.70M
DIST.SUCC.: 3.00M

LEGENDA
TERRENO
RINFORZO
TERRENO DI RIPORTO DIVERSO DALL'ORIGINARIO
TERRENO DI RIPORTO ORIGINARIO
STRATO FILTRANTE

SCALA 1:200

QT.R1F.-10.000
QT.R2F.-10.000

| | | |

Operator	1 TEST	DATABASE: CARBON
Serial	1 TEST	DATE: 1-MAR-2006
Model	1 TEST	DATE/TIME: 1-MAR-2006
Sample	1 TEST	DATE/TIME: 1-MAR-2006
Comment	1 TEST	
Column: Phenomenex Zebron ZB-5HT Inferno (30m x 0.25mm x 0.25µm)	1 TEST	
Oven: 40°C (0.0min) 10°C/min (0.0min) 400°C (0.0min)	1 TEST	
Injector: Cool on column, 400°C	1 TEST	
Carrier: Helium, 1.0mL/min (constant flow)	1 TEST	
Detector: FID, 400°C	1 TEST	

Area = 1.000

| | | |

DOUBLE BOMPTOUR	
TRAVAIL	0.567 ha
DEBLAIS	0.000 ha
TALUTS	
TERRASSEMENT	0.000 ha
DECAPAGE/TERRA VEGETALE	
PROFONDEUR DE DECAPAGE (METRIQ)	0.000 ha
PROFONDEUR DEBLAIS (METRIQ)	0.000 ha
PROFONDEUR TALUTS (METRIQ)	0.000 ha
LEGENDA	
TRAVAIL	
DEBLAIS	
TALUTS	
DECAPAGE/TERRA VEGETALE	
PROFONDEUR DECAPAGE (METRIQ)	
PROFONDEUR DEBLAIS (METRIQ)	
PROFONDEUR TALUTS (METRIQ)	

SECTION N. : 0.4000 KO
LC PROJETTE : 104.001
DIST PROJ. : 104.001
DIST ABS. : 0.000
DIST SUCC. : 10.000

SCALE 1/ 200

ET KIF. 81 752

| | | |

Project	
Subject	
Author	
Date	
Comment	
Analysis	Static
Combination	1 - Dead Load
Structure type	Rigid frame
Units	Metric
Axial deformation	Not considered
Shear deformation	Not considered
Geometric stiffness	Not considered
Stiffness matrix	Standard
Solver	Sparse
Number of free DOF	1
Number of equations	1
Maximum error	0.000 %
Time	0.000 s

Scale 1 : 100
0.00 m
0.00 m
0.00 m

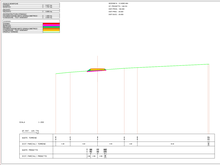
Operator
Serial Number
Instrument
Header Version
Software Version
Company
Image Size
Focal Length
Exposure Time
Aperture
Exposure Program
Exposure Bias
Date/Time Original
Date/Time Digitized
Maker Note Length
Flash
Metering Mode
GPS Latitude Ref
GPS Latitude
GPS Longitude Ref
GPS Longitude
GPS Altitude Ref
GPS Altitude
GPS Time (Atomic)
GPS Speed Ref
GPS Speed
GPS Img Direction Ref
GPS Img Direction
GPS Dest Bearing Ref
GPS Dest Bearing
GPS Date/Time
0 KB
0 KB
0 KB

Project
Date
Author
Comment
Scale
Unit
Grid
Page
Calculation method
Calculation type
Calculation status
Model
Calculated with PlasxisCONCRETE
Version
Nodes
Elements
Quality
Number of nodes
Number of steps
Number of elements
Number of stress points
Number of degrees of freedom
Date/time
Step 1
Step 2
Step 3
Step 4
Step 5
Step 6
Step 7
Step 8
Step 9
Step 10
Step 11
Step 12
Step 13
Step 14
Step 15
Step 16
Step 17
Step 18
Step 19
Step 20
Step

Analysis
Model
Load Combination
Results
Diagram
Deformed Shape
Bending Moments, M3
Shear Forces, F2
Axial Forces, F1
Envelope
Solution
Combinations
1 Max
1 Min
2 Max
2 Min
3 Max
3 Min
4 Max
4 Min
5 Max
5 Min
6 Max
6 Min
7 Max
7 Min
8 Max
8 Min
9 Max
9 Min
10 Max
10 Min
11 Max
11 Min
12 Max
12 Min
13 Max
13 Min
14 Max
14 Min
15 Max
15 Min
16 Max
16 Min
17 Max
17 Min
18 Max
18 Min
19 Max
19 Min
20 Max
20 Min
21 Max
21 Min
22 Max
22 Min
23 Max
23 Min
24 Max
24 Min
25 Max
25 Min
26 Max
26 Min
27 Max
27 Min
28 Max
28 Min
29 Max
29 Min
30 Max
30 Min
31 Max
31 Min
32 Max
32 Min
33 Max
33 Min
34 Max
34 Min
35 Max
35 Min
36 Max
36 Min
37 Max
37 Min
38 Max
38 Min
39 Max
39 Min
40 Max
40 Min
41 Max
41 Min
42 Max
42 Min
43 Max
43 Min
44 Max
44 Min
45 Max
45 Min
46 Max
46 Min
47 Max
47 Min
48 Max
48 Min
49 Max
49 Min
50 Max
50 Min
51 Max
51 Min
52 Max
52 Min
53 Max
53 Min
54 Max
54 Min
55 Max
55 Min
56 Max
56 Min
57 Max
57 Min
58 Max
58 Min
59 Max
59 Min
60 Max
60 Min
61 Max
61 Min
62 Max
62 Min
63 Max
63 Min
64 Max
64 Min
65 Max
65 Min
66 Max
66 Min
67 Max
67 Min
68 Max
68 Min
69 Max
69 Min
70 Max
70 Min
71 Max
71 Min
72 Max
72 Min
73 Max
73 Min
74 Max
74 Min
75 Max
75 Min
76 Max
76 Min
77 Max
77 Min
78 Max
78 Min
79 Max
79 Min
80 Max
80 Min
81 Max
81 Min
82 Max
82 Min
83 Max
83 Min
84 Max
84 Min
85 Max
85 Min
86 Max
86 Min
87 Max
87 Min
88 Max
88 Min
89 Max
89 Min
90 Max
90 Min
91 Max
91 Min
92 Max
92 Min
93 Max
93 Min
94 Max
94 Min
95 Max
95 Min
96 Max
96 Min
97 Max
97 Min
98 Max
98 Min
99 Max
99 Min
100 Max
100 Min
101 Max
101 Min
102 Max
102 Min
103 Max
103 Min
104 Max
104 Min
105 Max
105 Min
106 Max
106 Min
107 Max
107 Min
108 Max
108 Min
109 Max
109 Min
110 Max
110 Min
111 Max
111 Min
112 Max
112 Min
113 Max
113 Min
114 Max
114 Min
115 Max
115 Min
116 Max
116 Min
117 Max
117 Min
118 Max
118 Min
119 Max
119 Min
120 Max
120 Min
121 Max
121 Min
122 Max
122 Min
123 Max
123 Min
124 Max
124 Min
125 Max
125 Min
126 Max
126 Min
127 Max
127 Min
128 Max
128 Min
129 Max
129 Min
130 Max
130 Min
131 Max
131 Min
132 Max
132 Min
133 Max
133 Min
134 Max
134 Min
135 Max
135 Min
136 Max
136 Min
137 Max
137 Min
138 Max
138 Min
139 Max
139 Min
140 Max
140 Min
141 Max
141 Min
142 Max
142 Min
143 Max
143 Min
144 Max
144 Min
145 Max
145 Min
146 Max
146 Min
147 Max
147 Min
148 Max
148 Min
149 Max
149 Min
150 Max
150 Min
151 Max
151 Min
152 Max
152 Min
153 Max
153 Min
154 Max
154 Min
155 Max
155 Min
156 Max
156 Min
157 Max
157 Min
158 Max
158 Min
159 Max
159 Min
160 Max
160 Min
161 Max
161 Min
162 Max
162 Min
163 Max
163 Min
164 Max
164 Min
165 Max
165 Min
166 Max
166 Min
167 Max
167 Min
168 Max
168 Min
169 Max
169 Min
170 Max
170 Min
171 Max
171 Min
172 Max
172 Min
173 Max
173 Min
174 Max
174 Min
175 Max
175 Min
176 Max
176 Min
177 Max
177 Min
178 Max
178 Min
179 Max
179 Min
180 Max
180 Min
181 Max
181 Min
182 Max
182 Min
183 Max
183 Min
184 Max
184 Min
185 Max
185 Min
186 Max
186 Min
187 Max
187 Min
188 Max
188 Min
189 Max
189 Min
190 Max
190 Min
191 Max
191 Min
192 Max
192 Min
193 Max
193 Min
194 Max
194 Min
195 Max
195 Min
196 Max
196 Min
197 Max
197 Min
198 Max
198 Min
199 Max
199 Min
200 Max
200 Min
201 Max
201 Min
202 Max
202 Min
203 Max
203 Min
204 Max
204 Min
205 Max
205 Min
206 Max
206 Min
207 Max
207 Min
208 Max
208 Min
209 Max
209 Min
210 Max
210 Min
211 Max
211 Min
212 Max
212 Min
213 Max
213 Min
214 Max
214 Min
215 Max
215 Min
216 Max
216 Min
217 Max
217 Min
218 Max
218 Min
219 Max
219 Min
220 Max
220 Min
221 Max
221 Min
222 Max
222 Min
223 Max
223 Min
224 Max
224 Min
225 Max
225 Min
226 Max
226 Min
227 Max
227 Min
228 Max
228 Min
229 Max
229 Min
230 Max
230 Min
231 Max
231 Min
232 Max
232 Min
233 Max
233 Min
234 Max
234 Min
235 Max
235 Min
236 Max
236 Min
237 Max
237 Min
238 Max
238 Min
239 Max
239 Min
240 Max
240 Min
241 Max
241 Min
242 Max
242 Min
243 Max
243 Min
244 Max
244 Min
245 Max
245 Min
246 Max
246 Min
247 Max
247 Min
248 Max
248 Min
249 Max
249 Min
250 Max
250 Min
251 Max
251 Min
252 Max
252 Min
253 Max
253 Min
254 Max
254 Min
255 Max
255 Min
256 Max
256 Min
257 Max
257 Min
258 Max
258 Min
259 Max
259 Min
260 Max
260 Min
261 Max
261 Min
262 Max
262 Min
263 Max
263 Min
264 Max
264 Min
265 Max
265 Min
266 Max
266 Min
267 Max
267 Min
268 Max
268 Min
269 Max
269 Min
270 Max
270 Min
271 Max
271 Min
272 Max
272 Min
273 Max
273 Min
274 Max
274 Min
275 Max
275 Min
276 Max
276 Min
277 Max
277 Min
278 Max
278 Min
279 Max
279 Min
280 Max
280 Min
281 Max
281 Min
282 Max
282 Min
283 Max
283 Min
284 Max
284 Min
285 Max
285 Min
286 Max
286 Min
287 Max
287 Min
288 Max
288 Min
289 Max
289 Min
290 Max
290 Min
291 Max
291 Min
292 Max
292 Min
293 Max
293 Min
294 Max
294 Min
295 Max
295 Min
296 Max
296 Min
297 Max
297 Min
298 Max
298 Min
299 Max
299 Min
300 Max
300 Min
301 Max
301 Min
302 Max
302 Min
303 Max
303 Min
304 Max
304 Min
305 Max
305 Min
306 Max
306 Min
307 Max
307 Min
308 Max
308 Min
309 Max
309 Min
310 Max
310 Min
311 Max
311 Min
312 Max
312 Min
313 Max
313 Min
314 Max
314 Min
315 Max
315 Min
316 Max
316 Min
317 Max
317 Min
318 Max
318 Min
319 Max
319 Min
320 Max
320 Min
321 Max
321 Min
322 Max
322 Min
323 Max
323 Min
324 Max
324 Min
325 Max
325 Min
326 Max
326 Min
327 Max
327 Min
328 Max
328 Min
329 Max
329 Min
330 Max
330 Min
331 Max
331 Min
332 Max
332 Min
333 Max
333 Min
334 Max
334 Min
335 Max
335 Min
336 Max
336 Min
337 Max
337 Min
338 Max
338 Min
339 Max
339 Min
340 Max
340 Min
341 Max
341 Min
342 Max
342 Min
343 Max
343 Min
344 Max
344 Min
345 Max
345 Min
346 Max
346 Min
347 Max
347 Min
348 Max
348 Min
349 Max
349 Min
350 Max
350 Min
351 Max
351 Min
352 Max
352 Min
353 Max
353 Min
354 Max
354 Min
355 Max
355 Min
356 Max
356 Min
357 Max
357 Min
358 Max
358 Min
359 Max
359 Min
360 Max
360 Min
361 Max
361 Min
362 Max
362 Min
363 Max
363 Min
364 Max
364 Min
365 Max
365 Min
366 Max
366 Min
367 Max
367 Min
368 Max
368 Min
369 Max
369 Min
370 Max
370 Min
371 Max
371 Min
372 Max
372 Min
373 Max
373 Min
374 Max
374 Min
375 Max
375 Min
376 Max
376 Min
377 Max
377 Min
378 Max
378 Min
379 Max
379 Min
380 Max
380 Min
381 Max
381 Min
382 Max
382 Min
383 Max
383 Min
384 Max
384 Min
385 Max
385 Min
386 Max
386 Min
387 Max
387 Min
388 Max
388 Min
389 Max
389 Min
390 Max
390 Min
391 Max
391 Min
392 Max
392 Min
393 Max
393 Min
394 Max
394 Min
395 Max
395 Min
396 Max
396 Min
397 Max
397 Min
398 Max
398 Min
399 Max
399 Min
400 Max
400 Min
401 Max
401 Min
402 Max
402 Min
403 Max
403 Min
404 Max
404 Min
405 Max
405 Min
406 Max
406 Min
407 Max
407 Min
408 Max
408 Min
409 Max
409 Min
410 Max
410 Min
411 Max
411 Min
412 Max
412 Min
413 Max
413 Min
414 Max
414 Min
415 Max
415 Min
416 Max
416 Min
417 Max
417 Min
418 Max
418 Min
419 Max
419 Min
420 Max
420 Min
421 Max
421 Min
422 Max
422 Min
423 Max
423 Min
424 Max
424 Min
425 Max
425 Min
426 Max
426 Min
427 Max
427 Min
428 Max
428 Min
429 Max
429 Min
430 Max
430 Min
431 Max
431 Min
432 Max
432 Min
433 Max
433 Min
434 Max
434 Min
435 Max
435 Min
436 Max
436 Min
437 Max
437 Min
438 Max
438 Min
439 Max
439 Min
440 Max
440 Min
441 Max
441 Min
442 Max
442 Min
443 Max
443 Min
444 Max
444 Min
445 Max
445 Min
446 Max
446 Min
447 Max
447 Min
448 Max
448 Min
449 Max
449 Min
450 Max
450 Min
451 Max
451 Min
452 Max
452 Min
453 Max
453 Min
454 Max
454 Min
455 Max
455 Min
456 Max
456 Min
457 Max
457 Min
458 Max
458 Min
459 Max
459 Min
460 Max
460 Min
461 Max
461 Min
462 Max
462 Min
463 Max
463 Min
464 Max
464 Min
465 Max
465 Min
466 Max
466 Min
467 Max
467 Min
468 Max
468 Min
469 Max
469 Min
470 Max
470 Min
471 Max
471 Min
472 Max
472 Min
473 Max
473 Min
474 Max
474 Min
475 Max
475 Min
476 Max
476 Min
477 Max
477 Min
478 Max
478 Min
479 Max
479 Min
480 Max
480 Min
481 Max
481 Min
482 Max
482 Min
483 Max
483 Min
484 Max
484 Min
485 Max
485 Min
486 Max
486 Min
487 Max
487 Min
488 Max
488 Min
489 Max
489 Min
490 Max
490 Min
491 Max
491 Min
492 Max
492 Min
493 Max
493 Min
494 Max
494 Min
495 Max
495 Min
496 Max
496 Min
497 Max
497 Min
498 Max
498 Min
499 Max
499 Min
500 Max
500 Min
501 Max
501 Min
502 Max
502 Min
503 Max
503 Min
504 Max
504 Min
505 Max
505 Min
506 Max
506 Min
507 Max
507 Min
508 Max
508 Min
509 Max
509 Min
510 Max
510 Min
511 Max
511 Min
512 Max
512 Min
513 Max
513 Min
514 Max
514 Min
515 Max
515 Min
516 Max
516 Min
517 Max
517 Min
518 Max
518 Min
519 Max
519 Min
520 Max
520 Min
521 Max
521 Min
522 Max
522 Min
523 Max
523 Min
524 Max
524 Min
525 Max
525 Min
526 Max
526 Min
527 Max
527 Min
528 Max
528 Min
529 Max
529 Min
530 Max
530 Min
531 Max
531 Min
532 Max
532 Min
533 Max
533 Min
534 Max
534 Min
535 Max
535 Min
536 Max
536 Min
537 Max
537 Min
538 Max
538 Min
539 Max
539 Min
540 Max
540 Min
541 Max
541 Min
542 Max
542 Min
543 Max
543 Min
544 Max
544 Min
545 Max
545 Min
546 Max
546 Min
547 Max
547 Min
548 Max
548 Min
549 Max
549 Min
550 Max
550 Min
551 Max
551 Min
552 Max
552 Min
553 Max
553 Min
554 Max
554 Min
555 Max
555 Min
556 Max
556 Min
557 Max
557 Min
558 Max
558 Min
559 Max
559 Min
560 Max
560 Min
561 Max
561 Min
562 Max
562 Min
563 Max
563 Min
564 Max
564 Min
565 Max
565 Min
566 Max
566 Min
567 Max
567 Min
568 Max
568 Min
569 Max
569 Min
570 Max
570 Min
571 Max
571 Min
572 Max
572 Min
573 Max
573 Min
574 Max
574 Min
575 Max
575 Min
576 Max
576 Min
577 Max
577 Min
578 Max
578 Min
579 Max
579 Min
580 Max
580 Min
581 Max
581 Min
582 Max
582 Min
583 Max
583 Min
584 Max
584 Min
585 Max
585 Min
586 Max
586 Min
587 Max
587 Min
588 Max
588 Min
589 Max
589 Min
590 Max
590 Min
591 Max
591 Min
592 Max
592 Min
593 Max
593 Min
594 Max
594 Min
595 Max
595 Min
596 Max
596 Min
597 Max
597 Min
598 Max
598 Min
599 Max
599 Min
600 Max
600 Min
601 Max
601 Min
602 Max
602 Min
603 Max
603 Min
604 Max
604 Min
605 Max
605 Min
606 Max
606 Min
607 Max
607 Min
608 Max
608 Min
609 Max
609 Min
610 Max
610 Min
611 Max
611 Min
612 Max
612 Min
613 Max
613 Min
614 Max
614 Min
615 Max
615 Min
616 Max
616 Min
617 Max
617 Min
618 Max
618 Min
619 Max
619 Min
620 Max
620 Min
621 Max
621 Min
622 Max
622 Min
623 Max
623 Min
624 Max
624 Min
625 Max
625 Min
626 Max
626 Min
627 Max
627 Min
628 Max
628 Min
629 Max
629 Min
630 Max
630 Min
631 Max
631 Min
632 Max
632 Min
633 Max
633 Min
634 Max
634 Min
635 Max
635 Min
636 Max
636 Min
637 Max
637 Min
638 Max
638 Min
639 Max
639 Min
640 Max
640 Min
641 Max
641 Min
642 Max
642 Min
643 Max
643 Min
644 Max
644 Min
645 Max
645 Min
646 Max
646 Min
647 Max
647 Min
648 Max
648 Min
649 Max
649 Min
650 Max
650 Min
651 Max
651 Min
652 Max
652 Min
653 Max
653 Min
654 Max
654 Min
655 Max
655 Min
656 Max
656 Min
657 Max
657 Min
658 Max
658 Min
659 Max
659 Min
660 Max
660 Min
661 Max
661 Min
662 Max
662 Min
663 Max
663 Min
664 Max
664 Min
665 Max
665 Min
666 Max
666 Min
667 Max
667 Min
668 Max
668 Min
669 Max
669 Min
670 Max
670 Min
671 Max
671 Min
672 Max
672 Min
673 Max
673 Min
674 Max
674 Min
675 Max
675 Min
676 Max
676 Min
677 Max
677 Min
678 Max
678 Min
679 Max
679 Min
680 Max
680 Min
681 Max
681 Min
682 Max
682 Min
683 Max
683 Min
684 Max
684 Min
685 Max
685 Min
686 Max
686 Min
687 Max
687 Min
688 Max
688 Min
689 Max
689 Min
690 Max
690 Min
691 Max
691 Min
692 Max
692 Min
693 Max
693 Min
694 Max
694 Min
695 Max
695 Min
696 Max
696 Min
697 Max
697 Min
698 Max
698 Min
699 Max
699 Min
700 Max
700 Min
701 Max
701 Min
702 Max
702 Min
703 Max
703 Min
704 Max
704 Min
705 Max
705 Min
706 Max
706 Min
707 Max
707 Min
708 Max
708 Min
709 Max
709 Min
710 Max
710 Min
711 Max
711 Min
712 Max
712 Min
713 Max
713 Min
714 Max
714 Min
715 Max
715 Min
716 Max
716 Min
717 Max
717 Min
718 Max
718 Min
719 Max
719 Min
720 Max
720 Min
721 Max
721 Min
722 Max
722 Min
723 Max
723 Min
724 Max
724 Min
725 Max
725 Min
726 Max
726 Min
727 Max
727 Min
728 Max
728 Min
729 Max
729 Min
730 Max
730 Min
731 Max
731 Min
732 Max
732 Min
733 Max
733 Min
734 Max
734 Min
735 Max
735 Min
736 Max
736 Min
737 Max
737 Min
738 Max
738 Min
739 Max
739 Min
740 Max
740 Min
741 Max
741 Min
742 Max
742 Min
743 Max
743 Min
744 Max
744 Min
745 Max
745 Min
746 Max
746 Min
747 Max
747 Min
748 Max
748 Min
749 Max
749 Min
750 Max
750 Min
751 Max
751 Min
752 Max
752 Min
753 Max
753 Min
754 Max
754 Min
755 Max
755 Min
756 Max
756 Min
757 Max
757 Min
758 Max
758 Min
759 Max
759 Min
760 Max
760 Min
761 Max
761 Min
762 Max
762 Min
763 Max
763 Min
764 Max
764 Min
765 Max
765 Min
766 Max
766 Min
767 Max
767 Min
768 Max
768 Min
769 Max
769 Min
770 Max
770 Min
771 Max
771 Min
772 Max
772 Min
773 Max
773 Min
774 Max
774 Min
775 Max
775 Min
776 Max
776 Min
777 Max
777 Min
778 Max
778 Min
779 Max
779 Min
780 Max
780 Min
781 Max
781 Min
782 Max
782 Min
783 Max
783 Min
784 Max
784 Min
785 Max
785 Min
786 Max
786 Min
787 Max
787 Min
788 Max
788 Min
789 Max
789 Min
790 Max
790 Min
791 Max
791 Min
792 Max
792 Min
793 Max
793 Min
794 Max
794 Min
795 Max
795 Min
796 Max
796 Min
797 Max
797 Min
798 Max
798 Min
799 Max
799 Min
800 Max
800 Min
801 Max
801 Min
802 Max
802 Min
803 Max
803 Min
804 Max
804 Min
805 Max
805 Min
806 Max
806 Min
807 Max
807 Min
808 Max
808 Min
809 Max
809 Min
810 Max
810 Min
811 Max
811 Min
812 Max
812 Min
813 Max
813 Min
814 Max
814 Min
815 Max
815 Min
816 Max
816 Min
817 Max
817 Min
818 Max
818 Min
819 Max
819 Min
820 Max
820 Min
821 Max
821 Min
822 Max
822 Min
823 Max
823 Min
824 Max
824 Min
825 Max
825 Min
826 Max
826 Min
827 Max
827 Min
828 Max
828 Min
829 Max
829 Min
830 Max
830 Min
831 Max
831 Min
832 Max
832 Min
833 Max
833 Min
834 Max
834 Min
835 Max
835 Min
836 Max
836 Min
837 Max
837 Min
838 Max
838 Min
839 Max
839 Min
840 Max
840 Min
841 Max
841 Min
842 Max
842 Min
843 Max
843 Min
844 Max
844 Min
845 Max
845 Min
846 Max
846 Min
847 Max
847 Min
848 Max
848 Min
849 Max
849 Min
850 Max
850 Min
851 Max
851 Min
852 Max
852 Min
853 Max
853 Min
854 Max
854 Min
855 Max
855 Min
856 Max
856 Min
857 Max
857 Min
858 Max
858 Min
859 Max
859 Min
860 Max
860 Min
861 Max
861 Min
862 Max
862 Min
863 Max
863 Min
864 Max
864 Min
865 Max
865 Min
866 Max
866 Min
867 Max
867 Min
868 Max
868 Min
869 Max
869 Min
870 Max
870 Min
871 Max
871 Min
872 Max
872 Min
873 Max
873 Min
874 Max
874 Min
875 Max
875 Min
876 Max
876 Min
877 Max
877 Min
878 Max
878 Min
879 Max
879 Min
880 Max
880 Min
881 Max
881 Min
882 Max
882 Min
883 Max
883 Min
884 Max
884 Min
885 Max
885 Min
886 Max
886 Min
887 Max
887 Min
888 Max
888 Min
889 Max
889 Min
890 Max
890 Min
891 Max
891 Min
892 Max
892 Min
893 Max
893 Min
894 Max
894 Min
895 Max
895 Min
896 Max
896 Min
897 Max
897 Min
898 Max
898 Min
899 Max
899 Min
900 Max
900 Min
901 Max
901 Min
902 Max
902 Min
903 Max
903 Min
904 Max
904 Min
905 Max
905 Min
906 Max
906 Min
907 Max
907 Min
908 Max
908 Min
909 Max
909 Min
910 Max
910 Min
911 Max
911 Min
912 Max
912 Min
913 Max
913 Min
914 Max
914 Min
915 Max
915 Min
916 Max
916 Min
917 Max
917 Min
918 Max
918 Min
919 Max
919 Min
920 Max
920 Min
921 Max
921 Min
922 Max
922 Min
923 Max
923 Min
924 Max
924 Min
925 Max
925 Min
926 Max
926 Min
927 Max
927 Min
928 Max
928 Min
929 Max
929 Min
930 Max
930 Min
931 Max
931 Min
932 Max
932 Min
933 Max
933 Min
934 Max
934 Min
935 Max
935 Min
936 Max
936 Min
937 Max
937 Min
938 Max
938 Min
939 Max
939 Min
940 Max
940 Min
941 Max
941 Min
942 Max
942 Min
943 Max
943 Min
944 Max
944 Min
945 Max
945 Min
946 Max
946 Min
947 Max
947 Min
948 Max
948 Min
949 Max
949 Min
950 Max
950 Min
951 Max
951 Min
952 Max
952 Min
953 Max
953 Min
954 Max
954 Min
955 Max
955 Min
956 Max
956 Min
957 Max
957 Min
958 Max
958 Min
959 Max
959 Min
960 Max
960 Min
961 Max
961 Min
962 Max
962 Min
963 Max
963 Min
964 Max
964 Min
965 Max
965 Min
966 Max
966 Min
967 Max
967 Min
968 Max
968 Min
969 Max
969 Min
970 Max
970 Min
971 Max
971 Min
972 Max
972 Min
973 Max
973 Min
974 Max
974 Min
975 Max
975 Min
976 Max
976 Min
977 Max
977 Min
978 Max
978 Min
979 Max
979 Min
980 Max
980 Min
981 Max
981 Min
982 Max
982 Min
983 Max
983 Min
984 Max
984 Min
985 Max
985 Min
986 Max
986 Min
987 Max
987 Min
988 Max
988 Min
989 Max
989 Min
990 Max
990 Min
991 Max
991 Min
992 Max
992 Min
993 Max
993 Min
994 Max
994 Min
995 Max
995 Min
996 Max
996 Min
997 Max
997 Min
998 Max
998 Min
999 Max
999 Min
1000 Max
1000 Min

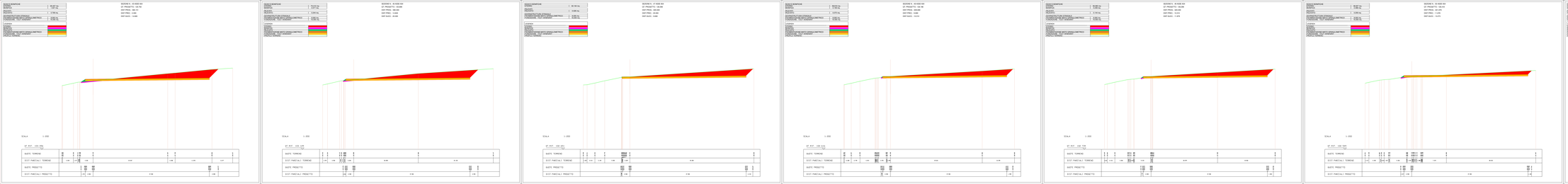
SEZIONE N. 16.4500 KM
LP PROGETTO: 100.750
DIST.PREC.: 0.000
DIST.SUCC.: 0.000
SEZIONE N. 16.5000 KM
LP PROGETTO: 100.875
DIST.PREC.: 0.000
DIST.SUCC.: 0.000
SEZIONE N. 16.5500 KM
LP PROGETTO: 101.000
DIST.PREC.: 0.000
DIST.SUCC.: 0.000
SEZIONE N. 16.6000 KM
LP PROGETTO: 101.125
DIST.PREC.: 0.000
DIST.SUCC.: 0.000
SEZIONE N. 16.6500 KM
LP PROGETTO: 101.250
DIST.PREC.: 0.000
DIST.SUCC.: 0.000
SEZIONE N. 16.7000 KM
LP PROGETTO: 101.375
DIST.PREC.: 0.000
DIST.SUCC.: 0.000
SEZIONE N. 16.7500 KM
LP PROGETTO: 101.500
DIST.PREC.: 0.000
DIST.SUCC.: 0.000
SEZIONE N. 16.8000 KM
LP PROGETTO: 101.625
DIST.PREC.: 0.000
DIST.SUCC.: 0.000
LEGENDA
SCALA 1:200

COTA MONTANTE:	5.087 m
COTA FUNDO:	5.087 m
HAZEN:	0.00 m
DECLIVIDADE:	7.87 (%)
NÚMERO DE TUBOS:	1
DIÂMETRO INTERNO(METROS):	0.600 m
COEF. DE RUGOSIDADE:	0.013
VAZÃO:	1.000 m³/s

SEÇÃO Nº 1 -VAZÃO 400
CP PROJETO: 100.00
CP REAL: 100.00
DIST PROJ.: 0.00
DIST BASE: 0.00

LEGENDA:
ÁGUA
ÁGUA
TERRA
TERRA
TERRA
TUBO DE CONCRETO SIMPLES(METROS)
TUBO DE CONCRETO SIMPLES(METROS)
PROFUNDIDADE

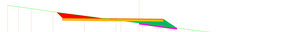

CT R.P. 104.944
CT R.P. 104.944

| | | |

Patient Name
Patient ID
Patient Birth Date
Patient Sex
Patient Age
Study Description
Series Description
Institution Name
Station Name
Operator Name
Acquisition Date/Time
Protocol Name
Manufacturer
Model
Software Versions
Protocol Name
Acquisition Date/Time
Series Number
Acquisition Number
Image Type
Scan Options
Mode
Slice Thickness
KVP
Data Collection Diameter
Reconstruction Diameter
Distance Source to Detector
Distance Source to Patient
Gantry/Detector Tilt
Table Speed
Table Feed/Rotation
Exposure Time
X-Ray Tube Current
Exposure
Generator Power
Focal Spots
Convolution Kernel
Image Size
Image Position (Patient)
Image Orientation (Patient)
Frame of Reference UID
Total Collimation Width
Table Height
Rotation Direction
Exposure Control Mode
Exposure Modulation Type
Estimated Exposure Modulation Factor
Image Area
Exposure Index
Target Exposure Index
Deviation Index
Image View
Exposure Control Mode Description
Exposure Status
Dose Right
Dose Left
Dose Total
Dose Rate
Dose Area Product
Dose Area Product Rate
Total Dose Area Product
Total Number of Exposures
Total Time of Fluoroscopy
Total Number of Stereo Exposures
Distance Source to Isocenter
Distance Source to Detector
Table Angle
Table Position
Exposure Control Mode
Exposure Modulation Type
Estimated Exposure Modulation Factor
Image Area
Exposure Index
Target Exposure Index
Deviation Index
Image View
Exposure Control Mode Description
Exposure Status
Dose Right
Dose Left
Dose Total
Dose Rate
Dose Area Product
Dose Area Product Rate
Total Dose Area Product
Total Number of Exposures
Total Time of Fluoroscopy
Total Number of Stereo Exposures
Distance Source to Isocenter
Distance Source to Detector
Table Angle
Table Position
Exposure Control Mode
Exposure Modulation Type
Estimated Exposure Modulation Factor
Image Area
Exposure Index
Target Exposure Index
Deviation Index
Image View
Exposure Control Mode Description
Exposure Status
Dose Right
Dose Left
Dose Total
Dose Rate
Dose Area Product
Dose Area Product Rate
Total Dose Area Product
Total Number of Exposures
Total Time of Fluoroscopy
Total Number of Stereo Exposures
Distance Source to Isocenter
Distance Source to Detector
Table Angle
Table Position
Exposure Control Mode
Exposure Modulation Type
Estimated Exposure Modulation Factor
Image Area
Exposure Index
Target Exposure Index
Deviation Index
Image View
Exposure Control Mode Description
Exposure Status
Dose Right
Dose Left
Dose Total
Dose Rate
Dose Area Product
Dose Area Product Rate
Total Dose Area Product
Total Number of Exposures
Total Time of Fluoroscopy
Total Number of Stereo Exposures
Distance Source to Isocenter
Distance Source to Detector
Table Angle
Table Position
Exposure Control Mode
Exposure Modulation Type
Estimated Exposure Modulation Factor
Image Area
Exposure Index
Target Exposure Index
Deviation Index
Image View
Exposure Control Mode Description
Exposure Status
Dose Right
Dose Left
Dose Total
Dose Rate
Dose Area Product
Dose Area Product Rate
Total Dose Area Product
Total Number of Exposures
Total Time of Fluoroscopy
Total Number of Stereo Exposures
Distance Source to Isocenter
Distance Source to Detector
Table Angle
Table Position
Exposure Control Mode
Exposure Modulation Type
Estimated Exposure Modulation Factor
Image Area
Exposure Index
Target Exposure Index
Deviation Index
Image View
Exposure Control Mode Description
Exposure Status
Dose Right
Dose Left
Dose Total
Dose Rate
Dose Area Product
Dose Area Product Rate
Total Dose Area Product
Total Number of Exposures
Total Time of Fluoroscopy
Total Number of Stereo Exposures
Distance Source to Isocenter
Distance Source to Detector
Table Angle
Table Position
Exposure Control Mode
Exposure Modulation Type
Estimated Exposure Modulation Factor
Image Area
Exposure Index
Target Exposure Index
Deviation Index
Image View
Exposure Control Mode Description
Exposure Status
Dose Right
Dose Left
Dose Total
Dose Rate
Dose Area Product
Dose Area Product Rate
Total Dose Area Product
Total Number of Exposures
Total Time of Fluoroscopy
Total Number of Stereo Exposures
Distance Source to Isocenter
Distance Source to Detector
Table Angle
Table Position
Exposure Control Mode
Exposure Modulation Type
Estimated Exposure Modulation Factor
Image Area
Exposure Index
Target Exposure Index
Deviation Index
Image View
Exposure Control Mode Description
Exposure Status
Dose Right
Dose Left
Dose Total
Dose Rate
Dose Area Product
Dose Area Product Rate
Total Dose Area Product
Total Number of Exposures
Total Time of Fluoroscopy
Total Number of Stereo Exposures
Distance Source to Isocenter
Distance Source to Detector
Table Angle
Table Position
Exposure Control Mode
Exposure Modulation Type
Estimated Exposure Modulation Factor
Image Area
Exposure Index
Target Exposure Index
Deviation Index
Image View
Exposure Control Mode Description
Exposure Status
Dose Right
Dose Left
Dose Total
Dose Rate
Dose Area Product
Dose Area Product Rate
Total Dose Area Product
Total Number of Exposures
Total Time of Fluoroscopy
Total Number of Stereo Exposures
Distance Source to Isocenter
Distance Source to Detector
Table Angle
Table Position
Exposure Control Mode
Exposure Modulation Type
Estimated Exposure Modulation Factor
Image Area
Exposure Index
Target Exposure Index
Deviation Index
Image View
Exposure Control Mode Description
Exposure Status
Dose Right
Dose Left
Dose Total
Dose Rate
Dose Area Product
Dose Area Product Rate
Total Dose Area Product
Total Number of Exposures
Total Time of Fluoroscopy
Total Number of Stereo Exposures
Distance Source to Isocenter
Distance Source to Detector
Table Angle
Table Position

Test Operator	Test Date
Test Mode	Test Time
Test Type	Test Duration
Test Result	Test Count
Test Mode	Test Time
Test Type	Test Duration
Test Result	Test Count

Test Operator
Test Mode
Test Type
Test Result
Test Date
Test Time
Test Duration
Test Count
Test Mode
Test Type
Test Result
Test Date
Test Time
Test Duration
Test Count
Test Mode
Test Type
Test Result
Test Date
Test Time
Test Duration
Test Count
Test Mode
Test Type
Test Result
Test Date
Test Time
Test Duration
Test Count
Test Mode
Test Type
Test Result
Test Date
Test Time
Test Duration
Test Count
Test Mode
Test Type
Test Result
Test Date
Test Time
Test Duration
Test Count
Test Mode
Test Type
Test Result
Test Date
Test Time
Test Duration
Test Count
Test Mode
Test Type
Test Result
Test Date
Test Time
Test Duration
Test Count

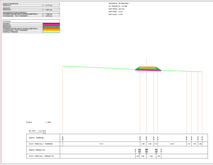
Patient Name
Patient ID
Patient Birth Date
Patient Sex
Study Description
Series Description
Protocol Name
Operator's Name
Manufacturer's Model Name
Institution Name
Station Name
Software Versions
Image Comments
Acquisition Date/Time
Study Date
Series Date
Acquisition Date
Series Time
Study Time
Acquisition Time
Image Type
Scanning Sequence
Sequence Variant
Scan Options
MR Acquisition Type
Repetition Time
Echo Time
Inversion Time
Echo Train Length
Number of Averages
Imaging Frequency
Imaging Nucleus
Magnetic Field Strength
Spectral Width
Chemical Shift Reference
Number of Phase Encoding Steps
Echo Spacing
Pixel Bandwidth
Phase Encoding Direction
Flip Angle
Variable Flip Angle Flag
SAR
dB/dt
Patient Position
Image Position (Patient)
Image Orientation (Patient)
Slice Thickness
Slice Gap
Number of Slices
Echo Number(s)
Trigger Time
Trigger Source or Type
Nominal Interval
Cardiac Synchronization Technique
Slice Location
Table Position
Table Speed
Table Height
Table Angle
Table Feed Per Rotation
Table Direction
Image Area
Pixel Spacing
Rows
Columns
Bits Allocated
Bits Stored
High Bit
Pixel Representation
Window Center
Window Width
Rescale Intercept
Rescale Slope
Rescale Type
Lossy Image Compression
Lossy Image Compression Ratio
Lossy Image Compression Method
Presentation LUT Shape
Pixel Data Provider URL
Acquisition Context Sequence
Referenced Image Sequence
Derivation Description
Source Image Sequence
Frame of Reference UID
Synchronization Frame of Reference UID
Image Comments
Acquisition Comments
Series Comments
Study Comments
Patient Comments
Referring Physician's Name
Patient's Weight
Patient's Size
Patient's Age
Patient's Birth Date
Patient's Birth Time
Patient's Address
Patient's Mother's Birth Name
Patient's Telephone Number(s)
Patient's Insurance Plan Code Sequence
Patient's Primary Language Code Sequence
Patient's Primary Language Modifier Code Sequence
Quality Control Image
Pixel Padding Value
Pixel Padding Range Limit
Frame Delay
Image Delay
Recommended Display Frame Rate
Cine Rate
Effective Duration
Image Trigger Delay
Multiplexing Group Time Offset
Image Viewing Parameters Sequence
Image Viewing Parameters Custom Data
Image Viewing Parameters Custom Data Type
Image Viewing Parameters Custom Data Length
Image Viewing Parameters Custom Data Value
Image Viewing Parameters Custom Data Offset
Image Viewing Parameters Custom Data Description
Image Viewing Parameters Custom Data Encoding
Image Viewing Parameters Custom Data Compression
Image Viewing Parameters Custom Data Checksum
Image Viewing Parameters Custom Data Length Offset
Image Viewing Parameters Custom Data Length Value
Image Viewing Parameters Custom Data Length Type
Image Viewing Parameters Custom Data Length Description
Image Viewing Parameters Custom Data Length Encoding
Image Viewing Parameters Custom Data Length Compression
Image Viewing Parameters Custom Data Length

SCAVI E BONIFICHE	
STERRO	13.263 mq

SOVRASTRUTTURA STRADALE	
PAVIMENTAZIONE-MISTO GRANULOMETRICO	2.000 mq
FONDAZIONE - TOUT-VENENANT	4.000 mq

LEGENDA	
STERRO	
BONIFICA	
RILEVATO	
PAVIMENTAZIONE-MISTO GRANULOMETRICO	
FONDAZIONE - TOUT-VENENANT	
PROFILO TERRENO	

SEZIONE N. : 49 ASSE A05.1

QT. PROGETTO : 129.922

DIST.PROG. : 632.302

DIST.PREC. : 12.302

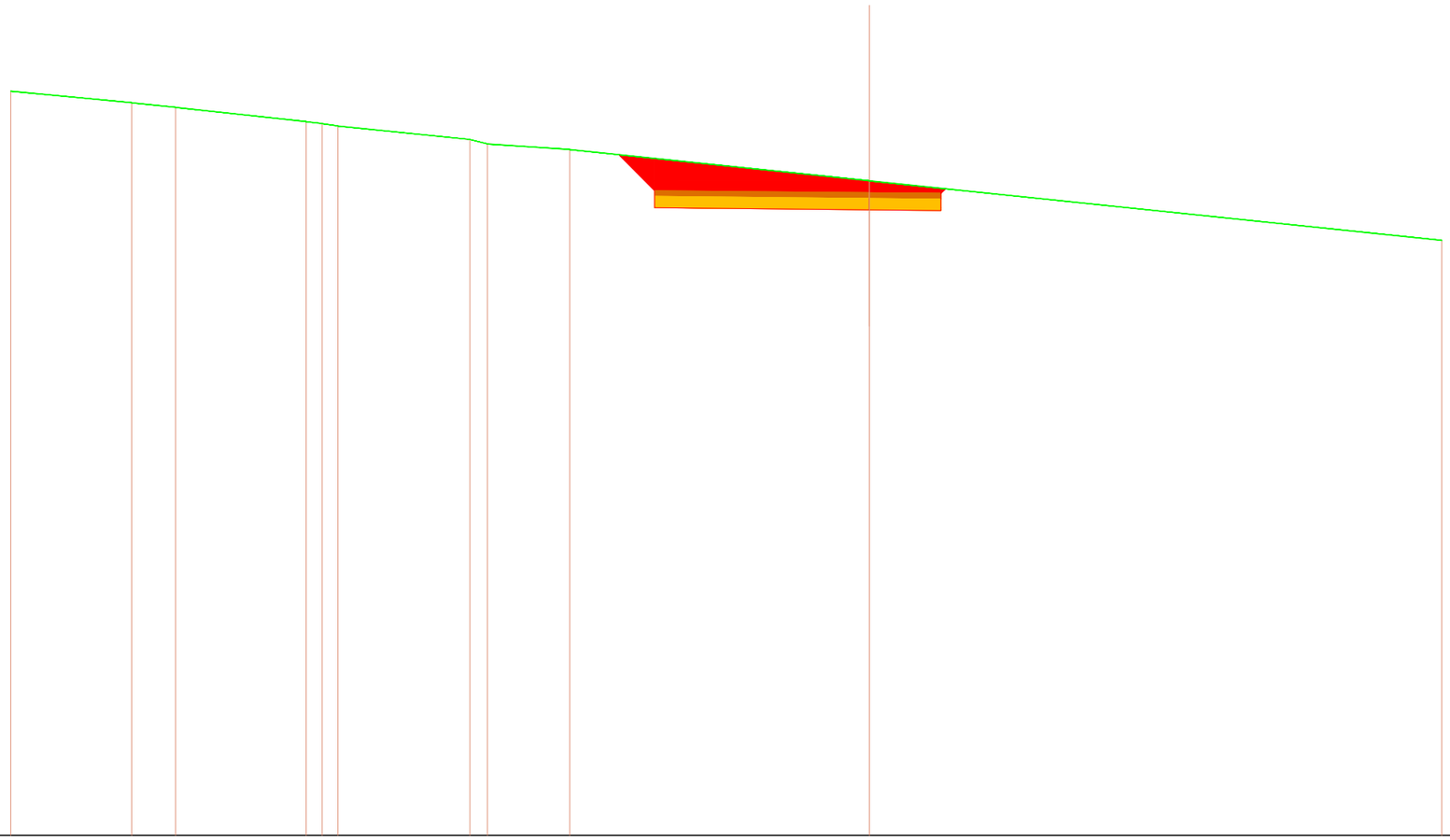

SCALA 1: 200

QT. RIF. 107.467

QUOTE TERRENO	133.473		133.070		132.909		132.408	132.335	132.256		131.784	131.626		131.430				130.341					128.261
DIST. PARZIALI TERRENO		4.222		1.534		4.567	0.508	0.582		4.610	0.618		2.879		10.466				20.000				
QUOTE PROGETTO																131.252	129.997 129.797 129.397			129.322 129.122 129.322		129.897 129.897 129.697 130.064	
DIST. PARZIALI PROGETTO																	1.255		7.500		2.500	1.167	

Calculation name:	
Optimization:	
Cutting length:	[illegible] m
Total number of sheets:	[illegible]
Total sum of parts:	[illegible]
Total number of different parts:	[illegible]
Total number of cuts:	[illegible]
Total cutting length:	[illegible] m
Total waste area:	[illegible] m²
Waste percentage:	[illegible] %

01/10/2021 7:00:00
Cutting time: [illegible]
Cut speed: [illegible]
Idle speed: [illegible]
Idle time: [illegible]

Sheet 1 1:200

| | | |

Project	
Analysis	
Design	
Code	
Solver	
Type of Analysis	Static
Type of Design	Steel Design
Type of Code	AISC-ASD 9th
Units	Kip, Inch, Sec
Date/Time	07/20/2011 - 12:00:00
Analysis Type	Linear Static
Solver Type	Sparse
Solver Mode	Out-of-Core
Solver Time	00:00:00.000
Number of Joints	1
Number of Members	0
Number of Plates	0
Number of Solids	0
Number of Load Cases	1
Number of Load Combinations	0
Number of Steel Design Members	0
Number of Concrete Design Members	0
Number of Footings	0
Number of Mat Foundations	0
Number of Pile Caps	0
Number of Grade Beams	0
Number of Pier Footings	0
Number of Pile Groups	0
Number of Pile Sections	0
Number of Pile Types	0
Number of Pile Locations	0
Number of Pile Layouts	0
Number of Pile Cap Sections	0
Number of Pile Cap Types	0
Number of Pile Cap Locations	0
Number of Pile Cap Layouts	0
Number of Pier Footing Sections	0
Number of Pier Footing Types	0
Number of Pier Footing Locations	0
Number of Pier Footing Layouts	0
Number of Grade Beam Sections	0
Number of Grade Beam Types	0
Number of Grade Beam Locations	0
Number of Grade Beam Layouts	0
Number of Mat Foundation Sections	0
Number of Mat Foundation Types	0
Number of Mat Foundation Locations	0
Number of Mat Foundation Layouts	0
Number of Pile Cap Sections	0
Number of Pile Cap Types	0
Number of Pile Cap Locations	0
Number of Pile Cap Layouts	0
Number of Pier Footing Sections	0
Number of Pier Footing Types	0
Number of Pier Footing Locations	0
Number of Pier Footing Layouts	0
Number of Grade Beam Sections	0
Number of Grade Beam Types	0
Number of Grade Beam Locations	0
Number of Grade Beam Layouts	0
Number of Mat Foundation Sections	0
Number of Mat Foundation Types	0
Number of Mat Foundation Locations	0
Number of Mat Foundation Layouts	0



Calculation	1 [STA]
Method	Bishop
Slip Surface	Optimized
Calculation Time	0.016 s
Minimum Safety Factor	1.000
Seed	1
Number of Valid Surfaces	1
Number of Invalid Surfaces	0

Error Codes
No Errors

Warnings
No Warnings

SF [1.000 - 1.000]

Name	Material	Slope Stabilization	Piezometric Line	Surface Reinforcement
Soil Material 1	Soil Material 1	No	No	No

Name	Material	Shear Strength	Tension Cut-off	Hardening	Piezo. Line	Ru Value	Ru Type
Soil Material 1	Soil Material 1	Mohr-Coulomb	No	No	No	0.000	Constant

Name	Material	Cohesion	Friction Angle	Dilatancy Angle	Young's Modulus	Poisson's Ratio
Soil Material 1	Soil Material 1	10 kPa	30 °	0 °	30000 kPa	0.300

Calculation	2 [STA]
Method	Bishop
Slip Surface	Optimized
Calculation Time	0.016 s
Minimum Safety Factor	1.000
Seed	1
Number of Valid Surfaces	1
Number of Invalid Surfaces	0

Error Codes
No Errors

Warnings
No Warnings

SF [1.000 - 1.000]

Name	Material	Slope Stabilization	Piezometric Line	Surface Reinforcement
Soil Material 1	Soil Material 1	No	No	No

Name	Material	Shear Strength	Tension Cut-off	Hardening	Piezo. Line	Ru Value	Ru Type
Soil Material 1	Soil Material 1	Mohr-Coulomb	No	No	No	0.000	Constant

Name	Material	Cohesion	Friction Angle	Dilatancy Angle	Young's Modulus	Poisson's Ratio
Soil Material 1	Soil Material 1	10 kPa	30 °	0 °	30000 kPa	0.300

Calculation	3 [STA]
Method	Bishop
Slip Surface	Optimized
Calculation Time	0.016 s
Minimum Safety Factor	1.000
Seed	1
Number of Valid Surfaces	1
Number of Invalid Surfaces	0

Error Codes
No Errors

Warnings
No Warnings

SF [1.000 - 1.000]

Name	Material	Slope Stabilization	Piezometric Line	Surface Reinforcement
Soil Material 1	Soil Material 1	No	No	No

Name	Material	Shear Strength	Tension Cut-off	Hardening	Piezo. Line	Ru Value	Ru Type
Soil Material 1	Soil Material 1	Mohr-Coulomb	No	No	No	0.000	Constant

Name	Material	Cohesion	Friction Angle	Dilatancy Angle	Young's Modulus	Poisson's Ratio
Soil Material 1	Soil Material 1	10 kPa	30 °	0 °	30000 kPa	0.300

Calculation	4 [STA]
Method	Bishop
Slip Surface	Optimized
Calculation Time	0.016 s
Minimum Safety Factor	1.000
Seed	1
Number of Valid Surfaces	1
Number of Invalid Surfaces	0

Error Codes
No Errors

Warnings
No Warnings

SF [1.000 - 1.000]

Name	Material	Slope Stabilization	Piezometric Line	Surface Reinforcement
Soil Material 1	Soil Material 1	No	No	No

Name	Material	Shear Strength	Tension Cut-off	Hardening	Piezo. Line	Ru Value	Ru Type
Soil Material 1	Soil Material 1	Mohr-Coulomb	No	No	No	0.000	Constant

Name	Material	Cohesion	Friction Angle	Dilatancy Angle	Young's Modulus	Poisson's Ratio
Soil Material 1	Soil Material 1	10 kPa	30 °	0 °	30000 kPa	0.300

Calculation	5 [STA]
Method	Bishop
Slip Surface	Optimized
Calculation Time	0.016 s
Minimum Safety Factor	1.000
Seed	1
Number of Valid Surfaces	1
Number of Invalid Surfaces	0

Error Codes
No Errors

Warnings
No Warnings

SF [1.000 - 1.000]

Name	Material	Slope Stabilization	Piezometric Line	Surface Reinforcement
Soil Material 1	Soil Material 1	No	No	No

Name	Material	Shear Strength	Tension Cut-off	Hardening	Piezo. Line	Ru Value	Ru Type
Soil Material 1	Soil Material 1	Mohr-Coulomb	No	No	No	0.000	Constant

Name	Material	Cohesion	Friction Angle	Dilatancy Angle	Young's Modulus	Poisson's Ratio
Soil Material 1	Soil Material 1	10 kPa	30 °	0 °	30000 kPa	0.300

Calculation	6 [STA]
Method	Bishop
Slip Surface	Optimized
Calculation Time	0.016 s
Minimum Safety Factor	1.000
Seed	1
Number of Valid Surfaces	1
Number of Invalid Surfaces	0

Error Codes
No Errors

Warnings
No Warnings

SF [1.000 - 1.000]

Name	Material	Slope Stabilization	Piezometric Line	Surface Reinforcement
Soil Material 1	Soil Material 1	No	No	No

Name	Material	Shear Strength	Tension Cut-off	Hardening	Piezo. Line	Ru Value	Ru Type
Soil Material 1	Soil Material 1	Mohr-Coulomb	No	No	No	0.000	Constant

Name	Material	Cohesion	Friction Angle	Dilatancy Angle	Young's Modulus	Poisson's Ratio
Soil Material 1	Soil Material 1	10 kPa	30 °	0 °	30000 kPa	0.300

Calculation	7 [STA]
Method	Bishop
Slip Surface	Optimized
Calculation Time	0.016 s
Minimum Safety Factor	1.000
Seed	1
Number of Valid Surfaces	1
Number of Invalid Surfaces	0

Error Codes
No Errors

Warnings
No Warnings

SF [1.000 - 1.000]

Name	Material	Slope Stabilization	Piezometric Line	Surface Reinforcement
Soil Material 1	Soil Material 1	No	No	No

Name	Material	Shear Strength	Tension Cut-off	Hardening	Piezo. Line	Ru Value	Ru Type
Soil Material 1	Soil Material 1	Mohr-Coulomb	No	No	No	0.000	Constant

Name	Material	Cohesion	Friction Angle	Dilatancy Angle	Young's Modulus	Poisson's Ratio
Soil Material 1	Soil Material 1	10 kPa	30 °	0 °	30000 kPa	0.300

Calculation	8 [STA]
Method	Bishop
Slip Surface	Optimized
Calculation Time	0.016 s
Minimum Safety Factor	1.000
Seed	1
Number of Valid Surfaces	1
Number of Invalid Surfaces	0

Error Codes
No Errors

Warnings
No Warnings

SF [1.000 - 1.000]

Name	Material	Slope Stabilization	Piezometric Line	Surface Reinforcement
Soil Material 1	Soil Material 1	No	No	No

Name	Material	Shear Strength	Tension Cut-off	Hardening	Piezo. Line	Ru Value	Ru Type
Soil Material 1	Soil Material 1	Mohr-Coulomb	No	No	No	0.000	Constant

Name	Material	Cohesion	Friction Angle	Dilatancy Angle	Young's Modulus	Poisson's Ratio
Soil Material 1	Soil Material 1	10 kPa	30 °	0 °	30000 kPa	0.300

Calculation	9 [STA]
Method	Bishop
Slip Surface	Optimized
Calculation Time	0.016 s
Minimum Safety Factor	1.000
Seed	1
Number of Valid Surfaces	1
Number of Invalid Surfaces	0

Error Codes
No Errors

Warnings
No Warnings

SF [1.000 - 1.000]

Name	Material	Slope Stabilization	Piezometric Line	Surface Reinforcement
Soil Material 1	Soil Material 1	No	No	No

Name	Material	Shear Strength	Tension Cut-off	Hardening	Piezo. Line	Ru Value	Ru Type
Soil Material 1	Soil Material 1	Mohr-Coulomb	No	No	No	0.000	Constant

Name	Material	Cohesion	Friction Angle	Dilatancy Angle	Young's Modulus	Poisson's Ratio
Soil Material 1	Soil Material 1	10 kPa	30 °	0 °	30000 kPa	0.300

Calculation	10 [STA]
Method	Bishop
Slip Surface	Optimized
Calculation Time	0.016 s
Minimum Safety Factor	1.000
Seed	1
Number of Valid Surfaces	1
Number of Invalid Surfaces	0

Error Codes
No Errors

Warnings
No Warnings

SF [1.000 - 1.000]

Name	Material	Slope Stabilization	Piezometric Line	Surface Reinforcement
Soil Material 1	Soil Material 1	No	No	No

Name	Material	Shear Strength	Tension Cut-off	Hardening	Piezo. Line	Ru Value	Ru Type
Soil Material 1	Soil Material 1	Mohr-Coulomb	No	No	No	0.000	Constant

Name	Material	Cohesion	Friction Angle	Dilatancy Angle	Young's Modulus	Poisson's Ratio
Soil Material 1	Soil Material 1	10 kPa	30 °	0 °	30000 kPa	0.300

SCAVI E BONIFICHE	
STERRO	39.928 mq

RILEVATI	
RILEVATO	24.897 mq

SOVRASTRUTTURA STRADALE	
PAVIMENTAZIONE MISTO GRANULOMETRICO	6.940 mq
FONDAZIONE - TOUT-VENENANT	13.880 mq

LEGENDA	
STERRO	
BONIFICA	
RILEVATO	
PAVIMENTAZIONE MISTO GRANULOMETRICO	
FONDAZIONE - TOUT-VENENANT	
PROFILO TERRENO	

SEZIONE N. : 35 ASSE A06

QT. PROGETTO : 159.384

DIST.PROG. : 420.000

DIST.PREC. : 10.086

DIST.SUCC. : 20.000

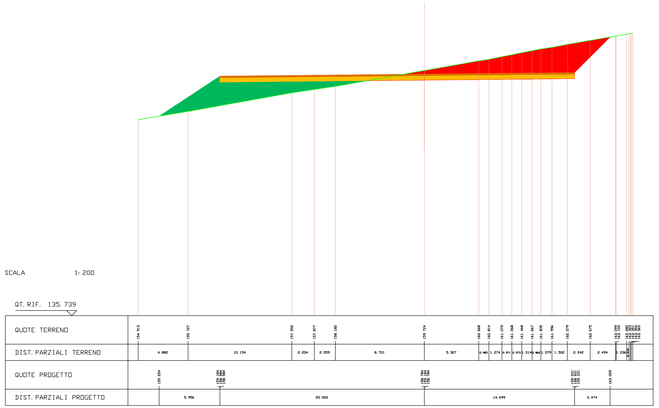

SCAVI E BONIFICHE	
STERRO	3.964 mq
BONIFICA	7.712 mq

RILEVATI	
RILEVATO	38.612 mq

SOVRASTRUTTURA STRADALE	
PAVIMENTAZIONE MISTO GRANULOMETRICO	4.837 mq
FONDAZIONE - TOUT-VENENANT	9.675 mq

LEGENDA	
STERRO	
BONIFICA	
RILEVATO	
PAVIMENTAZIONE MISTO GRANULOMETRICO	
FONDAZIONE - TOUT-VENENANT	
PROFILO TERRENO	

SEZIONE N. : 36 ASSE A06

QT. PROGETTO : 159.184

DIST.PROG. : 440.000

DIST.PREC. : 20.000

DIST.SUCC. : 3.209

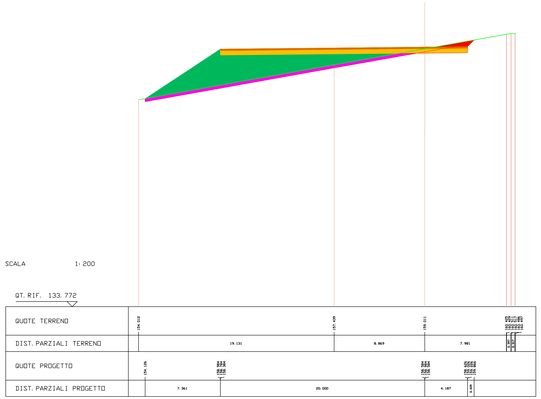

SCAVI E BONIFICHE	
STERRO	1.148 mq
BONIFICA	8.286 mq

RILEVATI	
RILEVATO	44.898 mq

SOVRASTRUTTURA STRADALE	
PAVIMENTAZIONE MISTO GRANULOMETRICO	4.500 mq
FONDAZIONE - TOUT-VENENANT	9.000 mq

LEGENDA	
STERRO	
BONIFICA	
RILEVATO	
PAVIMENTAZIONE MISTO GRANULOMETRICO	
FONDAZIONE - TOUT-VENENANT	
PROFILO TERRENO	

SEZIONE N. : 37 ASSE A06

QT. PROGETTO : 159.152

DIST.PROG. : 443.209

DIST.PREC. : 3.209

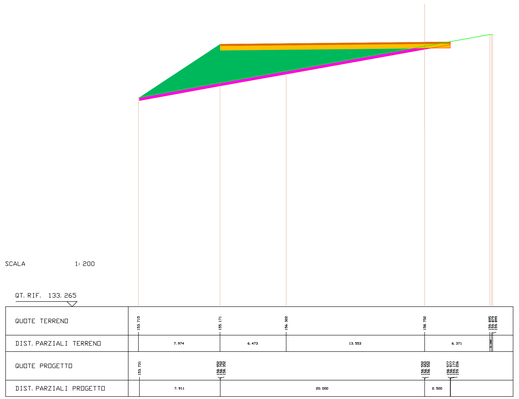

SECTION 1 FOR:
SECTION 2 FOR:
SECTION 3 FOR:
SECTION 4 FOR:
SECTION 5 FOR:
SECTION 6 FOR:
SECTION 7 FOR:
SECTION 8 FOR:
SECTION 9 FOR:
SECTION 10 FOR:
SECTION 11 FOR:
SECTION 12 FOR:
SECTION 13 FOR:
SECTION

SCALE D'IMPIEGO	
SCAVO	1.850 mq
RIFIUTO	
RIEMPIMENTO	1.790 mq
RIPRISTINO COTICA STRADALE	
CONFEZIONE DEL SOTTOFONDO STABILIZZATO	1.850 mq
FORNITURA TOT.SOTTOFONDO	1.850 mq

SEZIONE N. 13-KM00 INT
LC PROGETTO: 28.935
DIST.PROG.: 190.000
DIST.INIZ.: 0.000
DIST.SUCC.: 19.000

LEGENDA
SCAVO
RIFIUTO
RIEMPIMENTO
RIPRISTINO COTICA STRADALE
CONFEZIONE DEL SOTTOFONDO STABILIZZATO
FORNITURA TOT.SOTTOFONDO

SCALA 1:200

QT. KIT : 63.771

| | | |

Project	
Name	
Description	
Location	
Field	1.00 ft
Grid	Default
Mesh	1
Number of Calculation Planes	1
Minimum Distance in Calculation Planes	0.00 ft
Maximum Distance in Calculation Planes	0.00 ft
Glare Protection	
Type	None
Quality	Low
Direct Glare	deactivated
Daylight Glare Probability	deactivated
Discomfort Glare	deactivated
Glare Source Luminance Limit	2000 cd/m²
Calculation Results	
Illuminance	
Type	Perpendicular
Unit	lux
Compliance	n/a
Daylight Factor	
Type	Perpendicular
Unit	%
Compliance	n/a

Date: 1:00

Name	X	Y	Z	Rx	Ry	Rz
Grid1 Camera						
Grid1 Camera1 Camera	0.00	0.00	0.00	0.00	0.00	0.00
Grid1 Camera1 Camera1						
Grid1 Camera1 Camera1 1						

Name	Type	Illuminance	Daylight Factor
Grid1 Camera	Perspective	n/a	n/a
Grid1 Camera1 Camera	Perspective	n/a	n/a
Grid1 Camera1 Camera1	Perspective	n/a	n/a
Grid1 Camera1 Camera1 1	Perspective	n/a	n/a

SCAVI E BONIFICHE	
STERRO	31. 962 mq

RILEVATI	
RILEVATO	0. 003 mq

SOVRASTRUTTURA STRADALE	
PAVIMENTAZIONE-MISTO GRANULOMETRICO	7. 000 mq
FONDAZIONE - TOUT-VENENANT	14. 000 mq

LEGENDA	
STERRO	
BONIFICA	
RILEVATO	
PAVIMENTAZIONE-MISTO GRANULOMETRICO	
FONDAZIONE - TOUT-VENENANT	
PROFILO TERRENO	

SEZIONE N. : 12 ASSE A07.1

QT. PROGETTO : 92.369

DIST.PROG. : 161.253

DIST.PREC. : 21.253

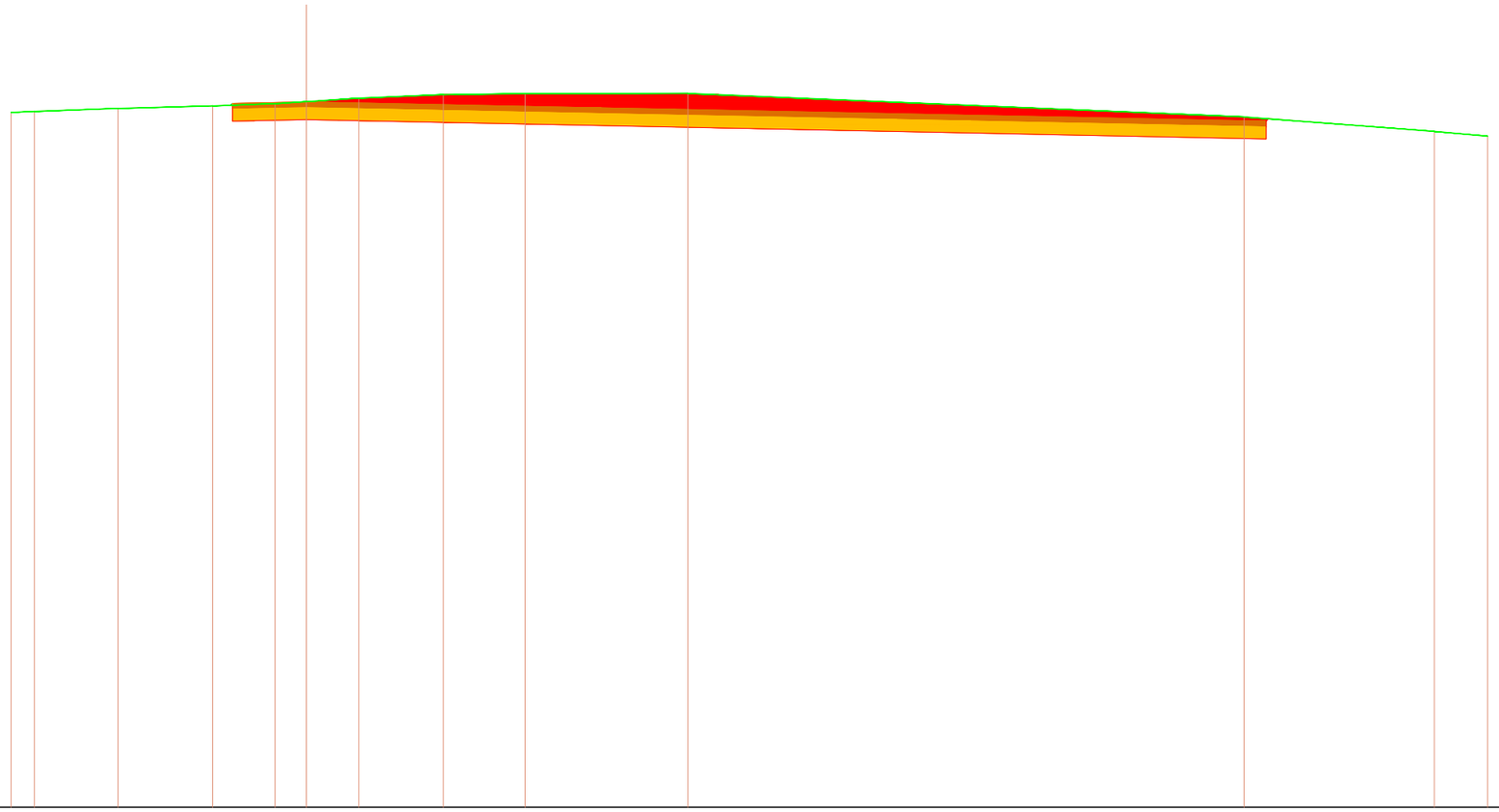

SCALA 1: 200

QT. RIF. 68. 487

QUOTE TERRENO	92. 013	92. 049		92. 148		92. 233	92. 307	92. 379	92. 499	92. 612	92. 651	92. 656	91. 862		91. 366	91. 211
DIST. PARZIALI TERRENO		0. 787	2. 839	3. 197	2. 120	1. 057	1. 776	2. 863	2. 765	5. 515	18. 831		6. 448		1. 802	
QUOTE PROGETTO					92. 253 92. 319 92. 119 91. 719		91. 769 92. 169 91. 769						91. 719 91. 119 91. 519 91. 798			
DIST. PARZIALI PROGETTO						2. 500					32. 500					

[illegible]	[illegible]	[illegible]
[illegible]	[illegible]	[illegible]
[illegible]	[illegible]	[illegible]

DISLIVELLO MINIMO:	0.50 (m)
SCARPA:	2.00 (m)
RAGGIO:	2.00 (m)
TRATTO:	0.50 (m)
PENDENZA:	0.100 (%)
INCLINAZIONE/PLUVIALE STRADALE	
PENDENZA/PLUVIALE DELLA CARREGGIATA:	2.00 (%)
PENDENZA/PLUVIALE DELLA BANCHINA:	2.00 (%)

SEZIONE N. 13-RAMO AVR
LV PROGETTO: 36.00
DIST.PROG.: 140.00
DIST.RAIL.: 0.00
DIST.SUCC.: 10.000

LEGENDA
TERRENO
PROGETTO
PIANO DI POSA DEL MATERIALE ARIDO (MACCADAM)
PIANO DI POSA DEL MATERIALE STABILIZZATO
PIANO DI POSA DEL TERRENO

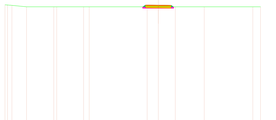

SCALA 1:200

DT KIT. 56.101

| | | |

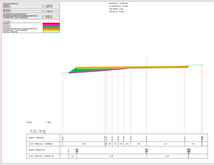
Analysis Results
Calculation Method: Linear Static
Load Combination: 1.0*DL+1.0*LL
Results: Displacements
Deformation Scale: 1.000
Displacements: Displacement Magnitude
Units: Metric
Displacement Magnitude
0.000 mm
0.000 mm
0.000 mm

RAGGIO BOMBATURE:	2.500 ML
SCARPA:	2/3 ML
TALUDO:	3/2 ML
RAGGIO:	5.000 ML
INTERSECTIONE STRADALE	
PROFONDITÀ DEL SPICCATO (MINIMO/MASSIMO)	1.000 ML
PROFONDITÀ DEL SPICCATO (MEDIA)	1.000 ML

LEGENDA
TERRENO
SCAVO
RILEVATO
PROFONDITÀ DEL SPICCATO (MINIMO/MASSIMO)
PROFONDITÀ DEL SPICCATO (MEDIA)
PROFILO TERRENO

SEZIONE N. - 13-KOOE-KKK
LT PROGETTO: 120.00
DIST PROG.: 117.80
DIST PAES.: 2.40
DIST SUOL.: 2.67

SCALA 1:200

PT. KIT. 99-204	
SUOLO TERRENO	0 0 0

Patient Name		
Patient ID		
Birth Date		
Gender		
Physician		
Study Description		
Series Description		
Protocol Name		
Exposure Modulation		
Image Comments		
Exposure Control Mode		
Exposure Control Mode Description		
Exposure Control Sensitivity		
Exposure Time	1 [ms]	
Image Area Dose Product	1 [Gy*m²]	
Exposure Index	1 [EI]	
Target Exposure Index	1 [EI]	
Deviation Index	1 [DI]	
Lower Exposure Index Limit	1 [EI]	
Upper Exposure Index Limit	1 [EI]	
Collimated Field Area	1 [cm²]	
Image Type	ORIGINAL\PRIMARY\	
Detector Type	DIRECT	
Detector Id	1	
Detector Active Area	1 [mm] x 1 [mm]	
Detector Activation Offset From Exposure	1 [ms]	
Detector Binning	1 x 1	
Detector Temperature	1 [°C]	
Detector Manufacturer's Model Name		
Detector Conditions Nominal Flag	1	
Detector Health	1	
Detector Primary Angle	1 [°]	
Detector Secondary Angle	1 [°]	
Detector Primary Angle Tolerance	1 [°]	
Detector Secondary Angle Tolerance	1 [°]	
Detector Partial Size	1 [mm] x 1 [mm]	
Detector Partial Origin	1 [mm] x 1 [mm]	
Detector Manufacturer Name		
Detector Manufacturer's Serial Number		
Detector Description		
Detector Mode		
Detector Manufacturer's Revision Number		
Detector Exposure Sensitivity	1	
Detector Number of Frames in Acquisition	1	
Detector Frame Time	1 [ms]	
Detector Frame Time Tolerance	1 [ms]	
Detector Frame Delay	1 [ms]	
Detector Exposure Time	1 [ms]	
Detector Exposure Time Tolerance	1 [ms]	
Detector Exposure Delay	1 [ms]	
Detector Exposure Sensitivity Tolerance	1	
Detector Calibration Data		
Detector Calibration Date		
Detector Calibration Time		
Detector Calibration Description		
Detector Calibration Method		
Detector Calibration Factor	1	
Detector Calibration Factor Tolerance	1	
Detector Calibration Factor Unit		
Detector Calibration Factor Type		
Detector Calibration Factor Source		
Detector Calibration Factor Source Description		
Detector Calibration Factor Source Date		
Detector Calibration Factor Source Time		
Detector Calibration Factor Source Method		
Detector Calibration Factor Source Tolerance	1	
Detector Calibration Factor Source Unit		
Detector Calibration Factor Source Type		
Detector Calibration Factor Source Value	1	
Detector Calibration Factor Source Value Tolerance	1	
Detector Calibration Factor Source Value Unit		
Detector Calibration Factor Source Value Type		
Detector Calibration Factor Source Value Source		
Detector Calibration Factor Source Value Source Description		
Detector Calibration Factor Source Value Source Date		
Detector Calibration Factor Source Value Source Time		
Detector Calibration Factor Source Value Source Method		
Detector Calibration Factor Source Value Source Tolerance	1	
Detector Calibration Factor Source Value Source Unit		
Detector Calibration Factor Source Value Source Type		
Detector Calibration Factor Source Value Source Value	1	
Detector Calibration Factor Source Value Source Value Tolerance	1	
Detector Calibration Factor Source Value Source Value Unit		
Detector Calibration Factor Source Value Source Value Type		
Detector Calibration Factor Source Value Source Value Source		
Detector Calibration Factor Source Value Source Value Source Description		
Detector Calibration Factor Source Value Source Value Source Date		
Detector Calibration Factor Source Value Source Value Source Time		
Detector Calibration Factor Source Value Source Value Source Method		
Detector Calibration Factor Source Value Source Value Source Tolerance	1	
Detector Calibration Factor Source Value Source Value Source Unit		
Detector Calibration Factor Source Value Source Value Source Type		
Detector Calibration Factor Source Value Source Value Source Value	1	
Detector Calibration Factor Source Value Source Value Source Value Tolerance	1	
Detector Calibration Factor Source Value Source Value Source Value Unit		
Detector Calibration Factor Source Value Source Value Source Value Type		
Detector Calibration Factor Source Value Source Value Source Value Source		
Detector Calibration Factor Source Value Source Value Source Value Source Description		
Detector Calibration Factor Source Value Source Value Source Value Source Date		
Detector Calibration Factor Source Value Source Value Source Value Source Time		
Detector Calibration Factor Source Value Source Value Source Value Source Method		
Detector Calibration Factor Source Value Source Value Source Value Source Tolerance	1	
Detector Calibration Factor Source Value Source Value Source Value Source Unit		
Detector Calibration Factor Source Value Source Value Source Value Source Type		
Detector Calibration Factor Source Value Source Value Source Value Source Value	1	
Detector Calibration Factor Source Value Source Value Source Value Source Value Tolerance	1	
Detector Calibration Factor Source Value Source Value Source Value Source Value Unit		
Detector Calibration Factor Source Value Source Value Source Value Source Value Type		
Detector Calibration Factor Source Value Source Value Source Value Source Value Source		
Detector Calibration Factor Source Value Source Value Source Value Source Value Source Description		
Detector Calibration Factor Source Value Source Value Source Value Source Value Source Date		
Detector Calibration Factor Source Value Source Value Source Value Source Value Source Time		
Detector Calibration Factor Source Value Source Value Source Value Source Value Source Method		
Detector Calibration Factor Source Value Source Value Source Value Source Value Source Tolerance	1	
Detector Calibration Factor Source Value Source Value Source Value Source Value Source Unit		
Detector Calibration Factor Source Value Source Value Source Value Source Value Source Type		
Detector Calibration Factor Source Value Source Value Source Value Source Value Source Value	1	
Detector Calibration Factor Source Value Source Value Source Value Source Value Source Value Tolerance	1	
Detector Calibration Factor Source Value Source Value Source Value Source Value Source Value Unit		
Detector Calibration Factor Source Value Source Value Source Value Source Value Source Value Type		
Detector Calibration Factor Source Value Source Value Source Value Source Value Source Value Source		
Detector Calibration Factor Source Value Source Value Source Value Source Value Source Value Source Description		
Detector Calibration Factor Source Value Source Value Source Value Source Value Source Value Source Date		
Detector Calibration Factor Source Value Source Value Source Value Source Value Source Value Source Time		
Detector Calibration Factor Source Value Source Value Source Value Source Value Source Value Source Method		
Detector Calibration Factor Source Value Source Value Source Value Source Value Source Value Source Tolerance	1	
Detector Calibration Factor Source Value Source Value Source Value Source Value Source Value Source Unit		
Detector Calibration Factor Source Value Source Value Source Value Source Value Source Value Source Type		
Detector Calibration Factor Source Value Source Value Source Value Source Value Source Value Source Value	1	
Detector Calibration Factor Source Value Source Value Source Value Source Value Source Value Source Value Tolerance	1	
Detector Calibration Factor Source Value Source Value Source Value Source Value Source Value Source Value Unit		
Detector Calibration Factor Source Value Source Value Source Value Source Value Source Value Source Value Type		
Detector Calibration Factor Source Value Source Value Source Value Source Value Source Value Source Value Source		
Detector Calibration Factor Source Value Source Value Source Value Source Value Source Value Source Value Source Description		
Detector Calibration Factor Source Value Source Value Source Value Source Value Source Value Source Value Source Date		
Detector Calibration Factor Source Value Source Value Source Value Source Value Source Value Source Value Source Time		
Detector Calibration Factor Source Value Source Value Source Value Source Value Source Value Source Value Source Method		
Detector Calibration Factor Source Value Source Value Source Value Source Value Source Value Source Value Source Tolerance	1	
Detector Calibration Factor Source Value Source Value Source Value Source Value Source Value Source Value Source Unit		
Detector Calibration Factor Source Value Source Value Source Value Source Value Source Value Source Value Source Type		
Detector Calibration Factor Source Value Source Value Source Value Source Value Source Value Source Value Source Value	1	
Detector Calibration Factor Source Value Source Value Source Value Source Value Source Value Source Value Source Value Tolerance	1	
Detector Calibration Factor Source Value Source Value Source Value Source Value Source Value Source Value Source Value Unit		
Detector Calibration Factor Source Value Source Value Source Value Source Value Source Value Source Value Source Value Type		
Detector Calibration Factor Source Value Source Value Source Value Source Value Source Value Source Value Source Value Source		
Detector Calibration Factor Source Value Source Value Source Value Source Value Source Value Source Value Source Value Source Description		
Detector Calibration Factor Source Value Source Value Source Value Source Value Source Value Source Value Source Value Source Date		
Detector Calibration Factor Source Value Source Value Source Value Source Value Source Value Source Value Source Value Source Time		
Detector Calibration Factor Source Value Source Value Source Value Source Value Source Value Source Value Source Value Source Method		
Detector Calibration Factor Source Value Source Value Source Value Source Value Source Value Source Value Source Value Source Tolerance	1	
Detector Calibration Factor Source Value Source Value Source Value Source Value Source Value Source Value Source Value Source Unit		
Detector Calibration Factor Source Value Source Value Source Value Source Value Source Value Source Value Source Value Source Type		
Detector Calibration Factor Source Value Source Value Source Value Source Value Source Value Source Value Source Value Source Value	1	
Detector Calibration Factor Source Value Source Value Source Value Source Value Source Value Source Value Source Value Source Value Tolerance	1	
Detector Calibration Factor Source Value Source Value Source Value Source Value Source Value Source Value Source Value Source Value Unit		
Detector Calibration Factor Source Value Source Value Source Value Source Value Source Value Source Value Source Value Source Value Type		
Detector Calibration Factor Source Value Source Value Source Value Source Value Source Value Source Value Source Value Source Value Source		
Detector Calibration Factor Source Value Source Value Source Value Source Value Source Value Source Value Source Value Source Value Source Description		
Detector Calibration Factor Source Value Source Value Source Value Source Value Source Value Source Value Source Value Source Value Source Date		
Detector Calibration Factor Source Value Source Value Source Value Source Value Source Value Source Value Source Value Source Value Source Time		
Detector Calibration Factor Source Value Source Value Source Value Source Value Source Value Source Value Source Value Source Value Source Method		
Detector Calibration Factor Source Value Source Value Source Value Source Value Source Value Source Value Source Value Source Value Source Tolerance	1	
Detector Calibration Factor Source Value Source Value Source Value Source Value Source Value Source Value Source Value Source Value Source Unit		
Detector Calibration Factor Source Value Source Value Source Value Source Value Source Value Source Value Source Value Source Value Source Type		
Detector Calibration Factor Source Value Source Value Source Value Source Value Source Value Source Value Source Value Source Value Source Value	1	
Detector Calibration Factor Source Value Source Value Source Value Source Value Source Value Source Value Source Value Source Value Source Value Tolerance	1	
Detector Calibration Factor Source Value Source Value Source Value Source Value Source Value Source Value Source Value Source Value Source Value Unit		
Detector Calibration Factor Source Value Source Value Source Value Source Value Source Value Source Value Source Value Source Value Source Value Type		
Detector Calibration Factor Source Value Source Value Source Value Source Value Source Value Source Value Source Value Source Value Source Value Source		
Detector Calibration Factor Source Value Source Value Source Value Source Value Source Value Source Value Source Value Source Value Source Value Source Description		
Detector Calibration Factor Source Value Source Value Source Value Source Value Source Value Source Value Source Value Source Value Source Value Source Date		
Detector Calibration Factor Source Value Source Value Source Value Source Value Source Value Source Value Source Value Source Value Source Value Source Time		
Detector Calibration Factor Source Value Source Value Source Value Source Value Source Value Source Value Source Value Source Value Source Value Source Method		
Detector Calibration Factor Source Value Source Value Source Value Source Value Source Value Source Value Source Value Source Value Source Value Source Tolerance	1	
Detector Calibration Factor Source Value Source Value Source Value Source Value Source Value Source Value Source Value Source Value Source Value Source Unit		
Detector Calibration Factor Source Value Source Value Source Value Source Value Source Value Source Value Source Value Source Value Source Value Source Type		
Detector Calibration Factor Source Value Source Value Source Value Source Value Source Value Source Value Source Value Source Value Source Value Source Value	1	
Detector Calibration Factor Source Value Source Value Source Value Source Value Source Value Source Value Source Value Source Value Source Value Source Value Tolerance	1	
Detector Calibration Factor Source Value Source Value Source Value Source Value Source Value Source Value Source Value Source Value Source Value Source Value Unit		
Detector Calibration Factor Source Value Source Value Source Value Source Value Source Value Source Value Source Value Source Value Source Value Source Value Type		
Detector Calibration Factor Source Value Source Value Source Value Source Value Source Value Source Value Source Value Source Value Source Value Source Value Source		
Detector Calibration Factor Source Value Source Value Source Value Source Value Source Value Source Value Source Value Source Value Source Value Source Value Source Description		
Detector Calibration Factor Source Value Source Value Source Value Source Value Source Value Source Value Source Value Source Value Source Value Source Value Source Date		
Detector Calibration Factor Source Value Source Value Source Value Source Value Source Value Source Value Source Value Source Value Source Value Source Value Source Time		
Detector Calibration Factor Source Value Source Value Source Value Source Value Source Value Source Value Source Value Source Value Source Value Source Value Source Method		
Detector Calibration Factor Source Value Source Value Source Value Source Value Source Value Source Value Source Value Source Value Source Value Source Value Source Tolerance	1	
Detector Calibration Factor Source Value Source Value Source Value Source Value Source Value Source Value Source Value Source Value Source Value Source Value Source Unit		
Detector Calibration Factor Source Value Source Value Source Value Source Value Source Value Source Value Source Value Source Value Source Value Source Value Source Type		
Detector Calibration Factor Source Value Source Value Source Value Source Value Source Value Source Value Source Value Source Value Source Value Source Value Source Value	1	
Detector Calibration Factor Source Value Source Value Source Value Source Value Source Value Source Value Source Value Source Value Source Value Source Value Source Value Tolerance	1	
Detector Calibration Factor Source Value Source Value Source Value Source Value Source Value Source Value Source Value Source Value Source Value Source Value Source Value Unit		
Detector Calibration Factor Source Value Source Value Source Value Source Value Source Value Source Value Source Value Source Value Source Value Source Value Source Value Type		
Detector Calibration Factor Source Value Source Value Source Value Source Value Source Value Source Value Source Value Source Value Source Value Source Value Source Value Source		
Detector Calibration Factor Source Value Source Value Source Value Source Value Source Value Source Value Source Value Source Value Source Value Source Value Source Value Source Description		
Detector Calibration Factor Source Value Source Value Source Value Source Value Source Value Source Value Source Value Source Value Source Value Source Value Source Value Source Date		
Detector Calibration Factor Source Value Source Value Source Value Source Value Source Value Source Value Source Value Source Value Source Value Source Value Source Value Source Time		
Detector Calibration Factor Source Value Source Value Source Value Source Value Source Value Source Value Source Value Source Value Source Value Source Value Source Value Source Method		
Detector Calibration Factor Source Value Source Value Source Value Source Value Source Value Source Value Source Value Source Value Source Value Source Value Source Value Source Tolerance	1	
Detector Calibration Factor Source Value Source Value Source Value Source Value Source Value Source Value Source Value Source Value Source Value Source Value Source Value Source Unit		
Detector Calibration Factor Source Value Source Value Source Value Source Value Source Value Source Value Source Value Source Value Source Value Source Value Source Value Source Type		
Detector Calibration Factor Source Value Source Value Source Value Source Value Source Value Source Value Source Value Source Value Source Value Source Value Source Value Source Value	1	
Detector Calibration Factor Source Value Source Value Source Value Source Value Source Value Source Value Source Value Source Value Source Value Source Value Source Value Source Value Tolerance	1	
Detector Calibration Factor Source Value Source Value Source Value Source Value Source Value Source Value Source Value Source Value Source Value Source Value Source Value Source Value Unit		
Detector Calibration Factor Source Value Source Value Source Value Source Value Source Value Source Value Source Value Source Value Source Value Source Value Source Value Source Value Type		
Detector Calibration Factor Source Value Source Value Source Value Source Value Source Value Source Value Source Value Source Value Source Value Source Value Source Value Source Value Source		
Detector Calibration Factor Source Value Source Value Source Value Source Value Source Value Source Value Source Value Source Value Source Value Source Value Source Value Source Value Source Description		
Detector Calibration Factor Source Value Source Value Source Value Source Value Source Value Source Value Source Value Source Value Source Value Source Value Source Value Source Value Source Date		
Detector Calibration Factor Source Value Source Value Source Value Source Value Source Value Source Value Source Value Source Value Source Value Source Value Source Value Source Value Source Time		
Detector Calibration Factor Source Value Source Value Source Value Source Value Source Value Source Value Source Value Source Value Source Value Source Value Source Value Source Value Source Method		
Detector Calibration Factor Source Value Source Value Source Value Source Value Source Value Source Value Source Value Source Value Source Value Source Value Source Value Source Value Source Tolerance	1	
Detector Calibration Factor Source Value Source Value Source Value Source Value Source Value Source Value Source Value Source Value Source Value Source Value Source Value Source Value Source Unit		
Detector Calibration Factor Source Value Source Value Source Value Source Value Source Value Source Value Source Value Source Value Source Value Source Value Source Value Source Value Source Type		
Detector Calibration Factor Source Value Source Value Source Value Source Value Source Value Source Value Source Value Source Value Source Value Source Value Source Value Source Value Source Value	1	
Detector Calibration Factor Source Value Source Value Source Value Source Value Source Value Source Value Source Value Source Value Source Value Source Value Source Value Source Value Source Value Tolerance	1	
Detector Calibration Factor Source Value Source Value Source Value Source Value Source Value Source Value Source Value Source Value Source Value Source Value Source Value Source Value Source Value Unit		
Detector Calibration Factor Source Value Source Value Source Value Source Value Source Value Source Value Source Value Source Value Source Value Source Value Source Value Source Value Source Value Type		
Detector Calibration Factor Source Value Source Value Source Value Source Value Source Value Source Value Source Value Source Value Source Value Source Value Source Value Source Value Source Value Source		
Detector Calibration Factor Source Value Source Value Source Value Source Value Source Value Source Value Source Value Source Value Source Value Source Value Source Value Source Value Source Value Source Description		
Detector Calibration Factor Source Value Source Value Source Value Source Value Source Value Source Value Source Value Source Value Source Value Source Value Source Value Source Value Source Value Source Date		
Detector Calibration Factor Source Value Source Value Source Value Source Value Source Value Source Value Source Value Source Value Source Value Source Value Source Value Source Value Source Value Source Time		
Detector Calibration Factor Source Value Source Value Source Value Source Value Source Value Source Value Source Value Source Value Source Value Source Value Source Value Source Value Source Value Source Method		
Detector Calibration Factor Source Value Source Value Source Value Source Value Source Value Source Value Source Value Source Value Source Value Source Value Source Value Source Value Source Value Source Tolerance	1	
Detector Calibration Factor Source Value Source Value Source Value Source Value Source Value Source Value Source Value Source Value Source Value Source Value Source Value Source Value Source Value Source Unit		
Detector Calibration Factor Source Value Source Value Source Value Source Value Source Value Source Value Source Value Source Value Source Value Source Value Source Value Source Value Source Value Source

Measurement
Mode: Peak
Method: Single
Source: Ch1
Vertical Scale: 20V/div
Offset: 0.00V
Horizontal Scale: 1.00s/div
Delay: 0.00s
Sample Rate: 1.00GS/s
Acq Mode: Sample
Mem Depth: 10M
Trig Type: Edge
Trig Source: Ch1
Trig Coupling: DC
Trig Mode: Normal
Trig Level: 0.00V
Trig Slope: Rising
Trig Holdoff: 100.0ns
Trig Sweep: Auto
Ch1 Ch2 Ch3 Ch4
Ch1 Ch2 Ch3 Ch4
Ch1 Ch2 Ch3 Ch4
Ch1 Ch2 Ch3 Ch4

Measurement
Mode: Peak
Method: Single
Source: Ch1
Vertical Scale: 20V/div
Offset: 0.00V
Horizontal Scale: 1.00s/div
Delay: 0.00s
Sample Rate: 1.00GS/s
Acq Mode: Sample
Mem Depth: 10M
Trig Type: Edge
Trig Source: Ch1
Trig Coupling: DC
Trig Mode: Normal
Trig Level: 0.00V
Trig Slope: Rising
Trig Holdoff: 100.0ns
Trig Sweep: Auto
Ch1 Ch2 Ch3 Ch4
Ch1 Ch2 Ch3 Ch4
Ch1 Ch2 Ch3 Ch4
Ch1 Ch2 Ch3 Ch4

Measurement
Mode: Peak
Method: Single
Source: Ch1
Vertical Scale: 20V/div
Offset: 0.00V
Horizontal Scale: 1.00s/div
Delay: 0.00s
Sample Rate: 1.00GS/s
Acq Mode: Sample
Mem Depth: 10M
Trig Type: Edge
Trig Source: Ch1
Trig Coupling: DC
Trig Mode: Normal
Trig Level: 0.00V
Trig Slope: Rising
Trig Holdoff: 100.0ns
Trig Sweep: Auto
Ch1 Ch2 Ch3 Ch4
Ch1 Ch2 Ch3 Ch4
Ch1 Ch2 Ch3 Ch4
Ch1 Ch2 Ch3 Ch4

Measurement
Mode: Peak
Method: Single
Source: Ch1
Vertical Scale: 20V/div
Offset: 0.00V
Horizontal Scale: 1.00s/div
Delay: 0.00s
Sample Rate: 1.00GS/s
Acq Mode: Sample
Mem Depth: 10M
Trig Type: Edge
Trig Source: Ch1
Trig Coupling: DC
Trig Mode: Normal
Trig Level: 0.00V
Trig Slope: Rising
Trig Holdoff: 100.0ns
Trig Sweep: Auto
Ch1 Ch2 Ch3 Ch4
Ch1 Ch2 Ch3 Ch4
Ch1 Ch2 Ch3 Ch4
Ch1 Ch2 Ch3 Ch4

Measurement
Mode: Peak
Method: Single
Source: Ch1
Vertical Scale: 20V/div
Offset: 0.00V
Horizontal Scale: 1.00s/div
Delay: 0.00s
Sample Rate: 1.00GS/s
Acq Mode: Sample
Mem Depth: 10M
Trig Type: Edge
Trig Source: Ch1
Trig Coupling: DC
Trig Mode: Normal
Trig Level: 0.00V
Trig Slope: Rising
Trig Holdoff: 100.0ns
Trig Sweep: Auto
Ch1 Ch2 Ch3 Ch4
Ch1 Ch2 Ch3 Ch4
Ch1 Ch2 Ch3 Ch4
Ch1 Ch2 Ch3 Ch4

Measurement
Mode: Peak
Method: Single
Source: Ch1
Vertical Scale: 20V/div
Offset: 0.00V
Horizontal Scale: 1.00s/div
Delay: 0.00s
Sample Rate: 1.00GS/s
Acq Mode: Sample
Mem Depth: 10M
Trig Type: Edge
Trig Source: Ch1
Trig Coupling: DC
Trig Mode: Normal
Trig Level: 0.00V
Trig Slope: Rising
Trig Holdoff: 100.0ns
Trig Sweep: Auto
Ch1 Ch2 Ch3 Ch4
Ch1 Ch2 Ch3 Ch4
Ch1 Ch2 Ch3 Ch4
Ch1 Ch2 Ch3 Ch4

Measurement
Mode: Peak
Method: Single
Source: Ch1
Vertical Scale: 20V/div
Offset: 0.00V
Horizontal Scale: 1.00s/div
Delay: 0.00s
Sample Rate: 1.00GS/s
Acq Mode: Sample
Mem Depth: 10M
Trig Type: Edge
Trig Source: Ch1
Trig Coupling: DC
Trig Mode: Normal
Trig Level: 0.00V
Trig Slope: Rising
Trig Holdoff: 100.0ns
Trig Sweep: Auto
Ch1 Ch2 Ch3 Ch4
Ch1 Ch2 Ch3 Ch4
Ch1 Ch2 Ch3 Ch4
Ch1 Ch2 Ch3 Ch4

Measurement
Mode: Peak
Method: Single
Source: Ch1
Vertical Scale: 20V/div
Offset: 0.00V
Horizontal Scale: 1.00s/div
Delay: 0.00s
Sample Rate: 1.00GS/s
Acq Mode: Sample
Mem Depth: 10M
Trig Type: Edge
Trig Source: Ch1
Trig Coupling: DC
Trig Mode: Normal
Trig Level: 0.00V
Trig Slope: Rising
Trig Holdoff: 100.0ns
Trig Sweep: Auto
Ch1 Ch2 Ch3 Ch4
Ch1 Ch2 Ch3 Ch4
Ch1 Ch2 Ch3 Ch4
Ch1 Ch2 Ch3 Ch4

Measurement
Mode: Peak
Method: Single
Source: Ch1
Vertical Scale: 20V/div
Offset: 0.00V
Horizontal Scale: 1.00s/div
Delay: 0.00s
Sample Rate: 1.00GS/s
Acq Mode: Sample
Mem Depth: 10M
Trig Type: Edge
Trig Source: Ch1
Trig Coupling: DC
Trig Mode: Normal
Trig Level: 0.00V
Trig Slope: Rising
Trig Holdoff: 100.0ns
Trig Sweep: Auto
Ch1 Ch2 Ch3 Ch4
Ch1 Ch2 Ch3 Ch4
Ch1 Ch2 Ch3 Ch4
Ch1 Ch2 Ch3 Ch4

Measurement
Mode: Peak
Method: Single
Source: Ch1
Vertical Scale: 20V/div
Offset: 0.00V
Horizontal Scale: 1.00s/div
Delay: 0.00s
Sample Rate: 1.00GS/s
Acq Mode: Sample
Mem Depth: 10M
Trig Type: Edge
Trig Source: Ch1
Trig Coupling: DC
Trig Mode: Normal
Trig Level: 0.00V
Trig Slope: Rising
Trig Holdoff: 100.0ns
Trig Sweep: Auto
Ch1 Ch2 Ch3 Ch4
Ch1 Ch2 Ch3 Ch4
Ch1 Ch2 Ch3 Ch4
Ch1 Ch2 Ch3 Ch4

Measurement
Mode: Peak
Method: Single
Source: Ch1
Vertical Scale: 20V/div
Offset: 0.00V
Horizontal Scale: 1.00s/div
Delay: 0.00s
Sample Rate: 1.00GS/s
Acq Mode: Sample
Mem Depth: 10M
Trig Type: Edge
Trig Source: Ch1
Trig Coupling: DC
Trig Mode: Normal
Trig Level: 0.00V
Trig Slope: Rising
Trig Holdoff: 100.0ns
Trig Sweep: Auto
Ch1 Ch2 Ch3 Ch4
Ch1 Ch2 Ch3 Ch4
Ch1 Ch2 Ch3 Ch4
Ch1 Ch2 Ch3 Ch4

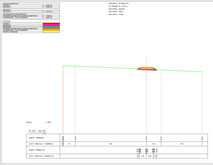
Calculation
Name: 1 - 1 DEAD
Method: 2 - 2 LINEAR
Analysis: 1 - 1 STATIC
Combination: 1 - 1 DEAD
Factor: 1.000
Factor: 1.000
Factor: 1.000

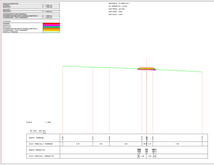
Project
Description
Printed
Rigid Frame: 1
Calculation Method: Linear Static
Calculation Type: Static
Combination: Comb 1
Load Factor: 1.00
Scale Factor: 1.000
Deformation Scale: 100.000
Displacement Scale: 1.000
Stress Scale: 1.000
Stress Type: Von Mises
Unit System: English
Displ
Rotation
Reactions
Element Stresses
Stress Contours
Diagrams
Deformed
Loads
Supports
Elastic Foundation
Plate Stress
Plate Contours
Plate Deformed
Plate Loads
Plate Supports
Plate Elastic Foundation
Plate Stress Contours
Plate Deformed Contours
Plate Loads Contours
Plate Supports Contours
Plate Elastic Foundation Contours
Plate Stress Contours Contours
Plate Deformed Contours Contours
Plate Loads Contours Contours
Plate Supports Contours Contours
Plate Elastic Foundation Contours Contours
Plate Stress Contours Contours Contours
Plate Deformed Contours Contours Contours
Plate Loads Contours Contours Contours
Plate Supports Contours Contours Contours
Plate Elastic Foundation Contours Contours Contours
Plate Stress Contours Contours Contours Contours
Plate Deformed Contours Contours Contours Contours
Plate Loads Contours Contours Contours Contours
Plate Supports Contours Contours Contours Contours
Plate Elastic Foundation Contours Contours Contours Contours
Plate Stress Contours Contours Contours Contours Contours
Plate Deformed Contours Contours Contours Contours Contours
Plate Loads Contours Contours Contours Contours Contours
Plate Supports Contours Contours Contours Contours Contours
Plate Elastic Foundation Contours Contours Contours Contours Contours
Plate Stress Contours Contours Contours Contours Contours Contours
Plate Deformed Contours Contours Contours Contours Contours Contours
Plate Loads Contours Contours Contours Contours Contours Contours
Plate Supports Contours Contours Contours Contours Contours Contours
Plate Elastic Foundation Contours Contours Contours Contours Contours Contours
Plate Stress Contours Contours Contours Contours Contours Contours Contours
Plate Deformed Contours Contours Contours Contours Contours Contours Contours
Plate Loads Contours Contours Contours Contours Contours Contours Contours
Plate Supports Contours Contours Contours Contours Contours Contours Contours
Plate Elastic Foundation Contours Contours Contours Contours Contours Contours Contours
Plate Stress Contours Contours Contours Contours Contours Contours Contours Contours
Plate Deformed Contours Contours Contours Contours Contours Contours Contours Contours
Plate Loads Contours Contours Contours Contours Contours Contours Contours Contours
Plate Supports Contours Contours Contours Contours Contours Contours Contours Contours
Plate Elastic Foundation Contours Contours Contours Contours Contours Contours Contours Contours
Plate Stress Contours Contours Contours Contours Contours Contours Contours Contours Contours
Plate Deformed Contours Contours Contours Contours Contours Contours Contours Contours Contours
Plate Loads Contours Contours Contours Contours Contours Contours Contours Contours Contours
Plate Supports Contours Contours Contours Contours Contours Contours Contours Contours Contours
Plate Elastic Foundation Contours Contours Contours Contours Contours Contours Contours Contours Contours
Plate Stress Contours Contours Contours Contours Contours Contours Contours Contours Contours Contours
Plate Deformed Contours Contours Contours Contours Contours Contours Contours Contours Contours Contours
Plate Loads Contours Contours Contours Contours Contours Contours Contours Contours Contours Contours
Plate Supports Contours Contours Contours Contours Contours Contours Contours Contours Contours Contours
Plate Elastic Foundation Contours Contours Contours Contours Contours Contours Contours Contours Contours Contours
Plate Stress Contours Contours Contours Contours Contours Contours Contours Contours Contours Contours Contours
Plate Deformed Contours Contours Contours Contours Contours Contours Contours Contours Contours Contours Contours
Plate Loads Contours Contours Contours Contours Contours Contours Contours Contours Contours Contours Contours
Plate Supports Contours Contours Contours Contours Contours Contours Contours Contours Contours Contours Contours
Plate Elastic Foundation Contours Contours Contours Contours Contours Contours Contours Contours Contours Contours Contours
Plate Stress Contours Contours Contours Contours Contours Contours Contours Contours Contours Contours Contours Contours
Plate Deformed Contours Contours Contours Contours Contours Contours Contours Contours Contours Contours Contours Contours
Plate Loads Contours Contours Contours Contours Contours Contours Contours Contours Contours Contours Contours Contours
Plate Supports Contours Contours Contours Contours Contours Contours Contours Contours Contours Contours Contours Contours
Plate Elastic Foundation Contours Contours Contours Contours Contours Contours Contours Contours Contours Contours Contours Contours
Plate Stress Contours Contours Contours Contours Contours Contours Contours Contours Contours Contours Contours Contours Contours
Plate Deformed Contours Contours Contours Contours Contours Contours Contours Contours Contours Contours Contours Contours Contours
Plate Loads Contours Contours Contours Contours Contours Contours Contours Contours Contours Contours Contours Contours Contours
Plate Supports Contours Contours Contours Contours Contours Contours Contours Contours Contours Contours Contours Contours Contours
Plate Elastic Foundation Contours Contours Contours Contours Contours Contours Contours Contours Contours Contours Contours Contours Contours
Plate Stress Contours Contours Contours Contours Contours Contours Contours Contours Contours Contours Contours Contours Contours Contours
Plate Deformed Contours Contours Contours Contours Contours Contours Contours Contours Contours Contours Contours Contours Contours Contours
Plate Loads Contours Contours Contours Contours Contours Contours Contours Contours Contours Contours Contours Contours Contours Contours
Plate Supports Contours Contours Contours Contours Contours Contours Contours Contours Contours Contours Contours Contours Contours Contours
Plate Elastic Foundation Contours Contours Contours Contours Contours Contours Contours Contours Contours Contours Contours Contours Contours Contours
Plate Stress Contours Contours Contours Contours Contours Contours Contours Contours Contours Contours Contours Contours Contours Contours Contours
Plate Deformed Contours Contours Contours Contours Contours Contours Contours Contours Contours Contours Contours Contours Contours Contours Contours
Plate Loads Contours Contours Contours Contours Contours Contours Contours Contours Contours Contours Contours Contours Contours Contours Contours
Plate Supports Contours Contours Contours Contours Contours Contours Contours Contours Contours Contours Contours Contours Contours Contours Contours
Plate Elastic Foundation Contours Contours Contours Contours Contours Contours Contours Contours Contours Contours Contours Contours Contours Contours Contours
Plate Stress Contours Contours Contours Contours Contours Contours Contours Contours Contours Contours Contours Contours Contours Contours Contours Contours
Plate Deformed Contours Contours Contours Contours Contours Contours Contours Contours Contours Contours Contours Contours Contours Contours Contours Contours
Plate Loads Contours Contours Contours Contours Contours Contours Contours Contours Contours Contours Contours Contours Contours Contours Contours Contours
Plate Supports Contours Contours Contours Contours Contours Contours Contours Contours Contours Contours Contours Contours Contours Contours Contours Contours
Plate Elastic Foundation Contours Contours Contours Contours Contours Contours Contours Contours Contours Contours Contours Contours Contours Contours Contours Contours
Plate Stress Contours Contours Contours Contours Contours Contours Contours Contours Contours Contours Contours Contours Contours Contours Contours Contours Contours
Plate Deformed Contours Contours Contours Contours Contours Contours Contours Contours Contours Contours Contours Contours Contours Contours Contours Contours Contours
Plate Loads Contours Contours Contours Contours Contours Contours Contours Contours Contours Contours Contours Contours Contours Contours Contours Contours Contours
Plate Supports Contours Contours Contours Contours Contours Contours Contours Contours Contours Contours Contours Contours Contours Contours Contours Contours Contours
Plate Elastic Foundation Contours Contours Contours Contours Contours Contours Contours Contours Contours Contours Contours Contours Contours Contours Contours Contours Contours
Plate Stress Contours Contours Contours Contours Contours Contours Contours Contours Contours Contours Contours Contours Contours Contours Contours Contours Contours Contours
Plate Deformed Contours Contours Contours Contours Contours Contours Contours Contours Contours Contours Contours Contours Contours Contours Contours Contours Contours Contours
Plate Loads Contours Contours Contours Contours Contours Contours Contours Contours Contours Contours Contours Contours Contours Contours Contours Contours Contours Contours
Plate Supports Contours Contours Contours Contours Contours Contours Contours Contours Contours Contours Contours Contours Contours Contours Contours Contours Contours Contours
Plate Elastic Foundation Contours Contours Contours Contours Contours Contours Contours Contours Contours Contours Contours Contours Contours Contours Contours Contours Contours Contours
Plate Stress Contours Contours Contours Contours Contours Contours Contours Contours Contours Contours Contours Contours Contours Contours Contours Contours Contours Contours Contours
Plate Deformed Contours Contours Contours Contours Contours Contours Contours Contours Contours Contours Contours Contours Contours Contours Contours Contours Contours Contours Contours
Plate Loads Contours Contours Contours Contours Contours Contours Contours Contours Contours Contours Contours Contours Contours Contours Contours Contours Contours Contours Contours
Plate Supports Contours Contours Contours Contours Contours Contours Contours Contours Contours Contours Contours Contours Contours Contours Contours Contours Contours Contours Contours
Plate Elastic Foundation Contours Contours Contours Contours Contours Contours Contours Contours Contours Contours Contours Contours Contours Contours Contours Contours Contours Contours Contours
Plate Stress Contours
Plate Deformed Contours
Plate Loads Contours
Plate Supports Contours
Plate Elastic Foundation Contours
Plate Stress Contours
Plate Deformed Contours
Plate Loads Contours
Plate Supports Contours
Plate Elastic Foundation Contours
Plate Stress Contours
Plate Deformed Contours
Plate Loads Contours
Plate Supports Contours
Plate Elastic Foundation Contours
Plate Stress Contours
Plate Deformed Contours
Plate Loads Contours
Plate Supports Contours
Plate Elastic Foundation Contours
Plate Stress Contours
Plate Deformed Contours
Plate Loads Contours
Plate Supports Contours
Plate Elastic Foundation Contours
Plate Stress Contours
Plate Deformed Contours
Plate Loads Contours
Plate Supports Contours
Plate Elastic Foundation Contours
Plate Stress Contours
Plate Deformed Contours
Plate Loads Contours
Plate Supports Contours
Plate Elastic Foundation Contours
Plate Stress Contours
Plate Deformed Contours
Plate Loads Contours
Plate Supports Contours
Plate Elastic Foundation Contours
Plate Stress Contours
Plate Deformed Contours
Plate Loads Contours
Plate Supports Contours
Plate Elastic Foundation Contours
Plate Stress Contours
Plate Deformed Contours
Plate Loads Contours
Plate Supports Contours
Plate Elastic Foundation Contours

SCAVI E BONIFICHE	
STERRO	9.926 mq

SOVRASTRUTTURA STRADALE	
PAVIMENTAZIONE-MISTO GRANULOMETRICO	1.000 mq
FONDAZIONE - TOUT-VENENANT	2.000 mq

LEGENDA	
STERRO	
BONIFICA	
RILEVATO	
PAVIMENTAZIONE-MISTO GRANULOMETRICO	
FONDAZIONE - TOUT-VENENANT	
PROFILO TERRENO	

SEZIONE N. : 48 ASSE A10.1
QT. PROGETTO : 142.136
DIST.PROG. : 740.000
DIST.PREC. : 20.000
DIST.SUCC. : 20.000

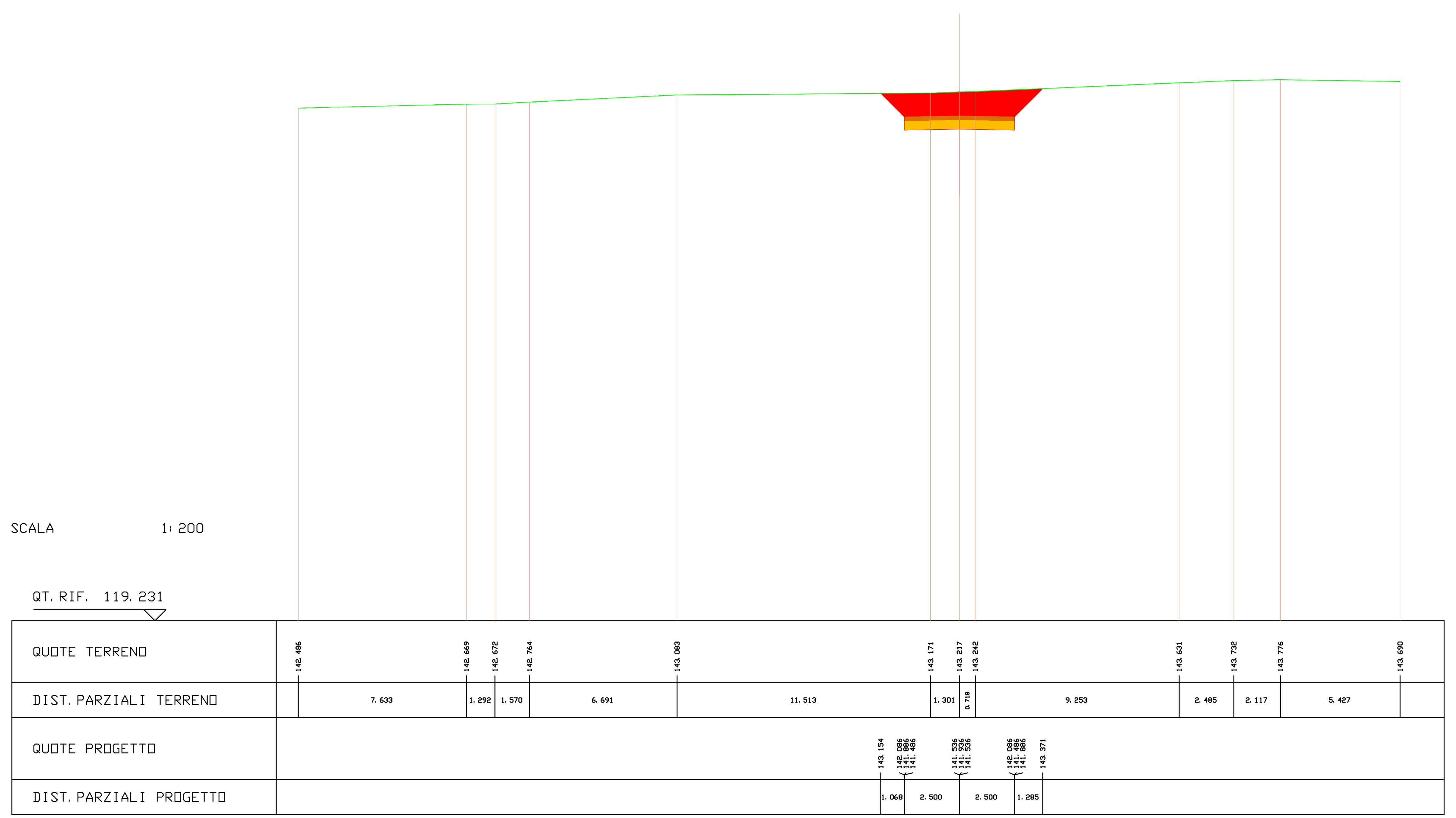

SCAVI E BONIFICHE	
STERRO	28.952 mq

SOVRASTRUTTURA STRADALE	
PAVIMENTAZIONE-MISTO GRANULOMETRICO	3.174 mq
FONDAZIONE - TOUT-VENENANT	6.348 mq

LEGENDA	
STERRO	
BONIFICA	
RILEVATO	
PAVIMENTAZIONE-MISTO GRANULOMETRICO	
FONDAZIONE - TOUT-VENENANT	
PROFILO TERRENO	

SEZIONE N. : 49 ASSE A10.1
QT. PROGETTO : 144.964
DIST.PROG. : 760.000
DIST.PREC. : 20.000
DIST.SUCC. : 16.800

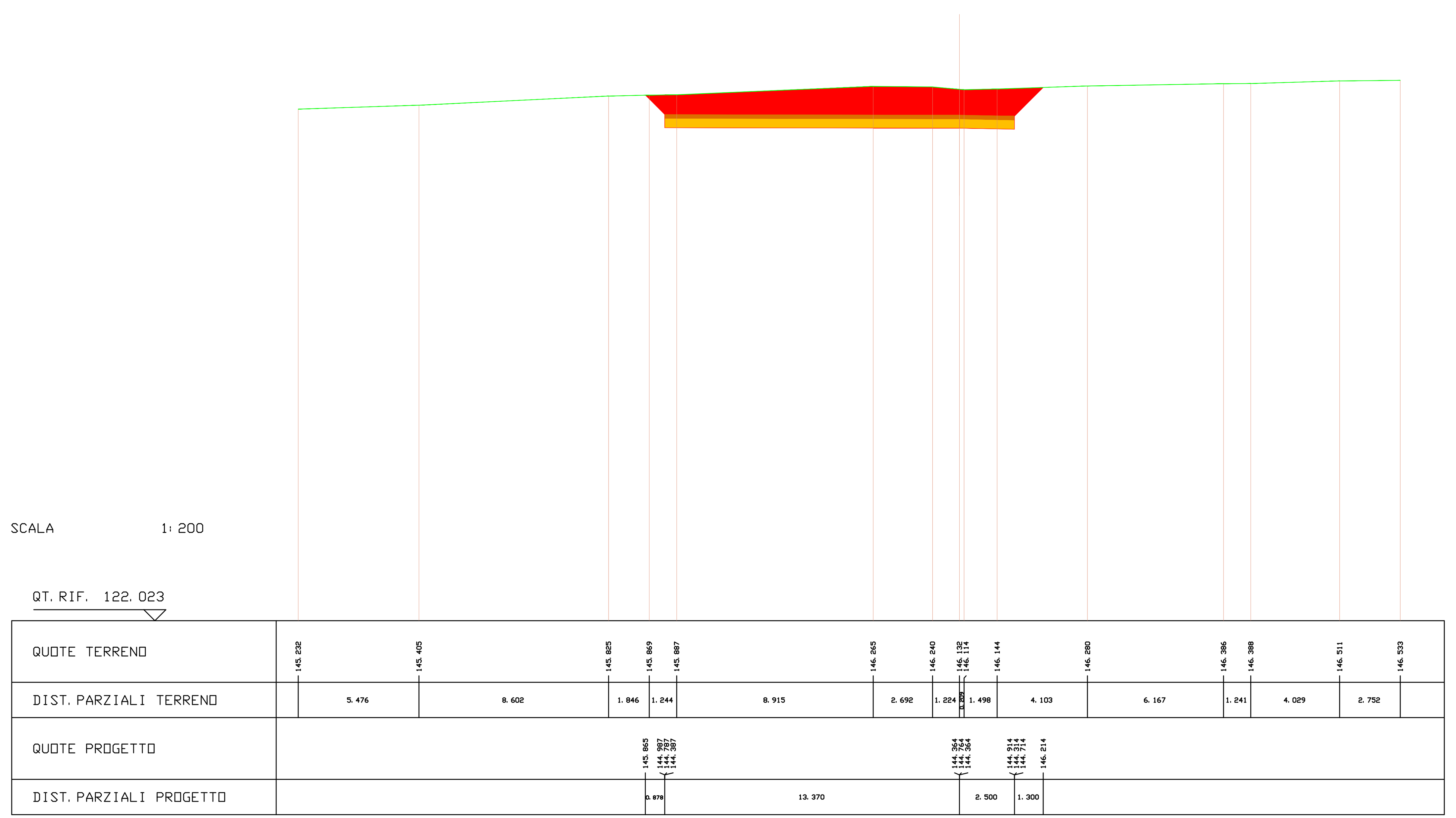

SCAVI E BONIFICHE	
STERRO	17.659 mq

RILEVATI	
RILEVATO	0.039 mq

SOVRASTRUTTURA STRADALE	
PAVIMENTAZIONE-MISTO GRANULOMETRICO	5.000 mq
FONDAZIONE - TOUT-VENENANT	10.000 mq

LEGENDA	
STERRO	
BONIFICA	
RILEVATO	
PAVIMENTAZIONE-MISTO GRANULOMETRICO	
FONDAZIONE - TOUT-VENENANT	
PROFILO TERRENO	

SEZIONE N. : 50 ASSE A10.1
QT. PROGETTO : 146.549
DIST.PROG. : 776.800
DIST.PREC. : 16.800

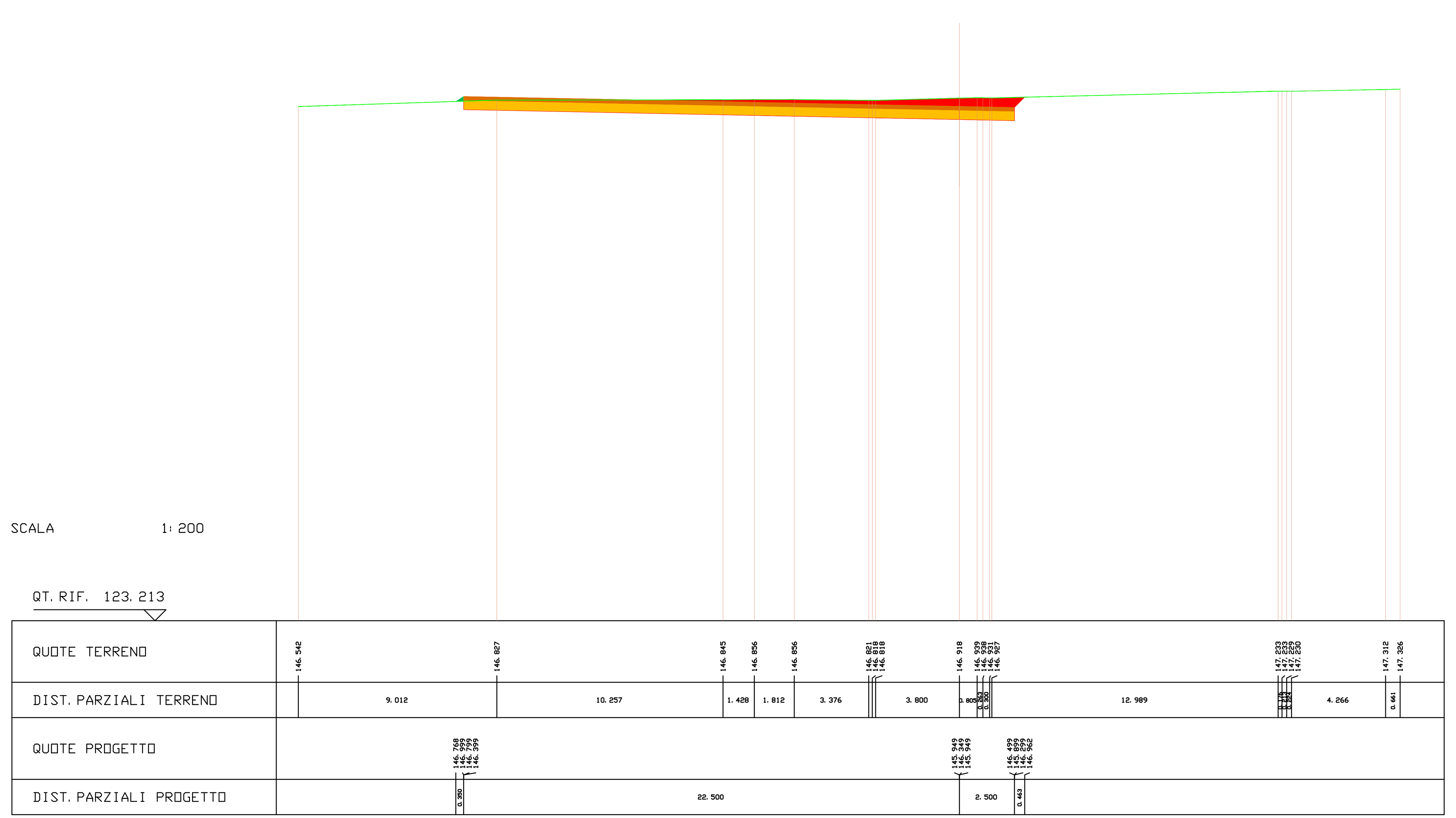

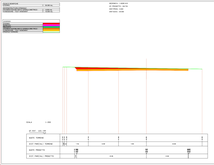
DESIGNED : CHAN-WEI
DRAWN : CHAN-WEI
DATE : 2020-12-08
SCALE : 1:100
0.0m 1.0m
0.0 0.1 0.2 0.3
0.0 0.1 0.2 0.3
0.0 0.1 0.2 0.3

SCALE ELEMENTARI	
RETTILINEI	1.750 ML
CURVE	1.750 ML
RACCORDI	
TRATTI	0.350 ML
ALTRI ELEMENTI	
ALTEZZA PILONI STRADALE	
FONDAZIONE PILONI STRADALI (VOLUME CIRCA)	1.750 ML
FONDAZIONE "ELE SEGNALI"	1.750 ML

LEGENDA	
RETTILINEI	
CURVE	
RACCORDI	
TRATTI	
ALTRI ELEMENTI	
ALTEZZA PILONI STRADALE	
FONDAZIONE PILONI STRADALI (VOLUME CIRCA)	
FONDAZIONE "ELE SEGNALI"	

SEZIONE N. 13-KASE-K10
LV PROGETTO : 141.24
DIST.PROG. : 140.00
DIST.PARZ. : 0.00
DIST.SUCC. : 10.00

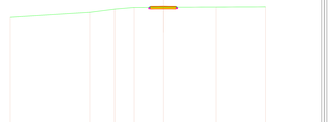

SCALA 1: 200

LV. R.LV. 123 KEY

| | | |

Vertical Alignment
Vertical Curve
Vertical Curve
Vertical Curve

SCALE ADMITTIDE:	
VIABILITA'	1.500 ML
VIABILITA'	
PIAZZALE	4.000 ML
PIAZZALE	
SOVRAPPOSTURA STRADALE	
PIANTAGIONE DI ALTO FUSTO (ALTEZZA MINIMA)	2.000 ML
PIANTAGIONE "BOTTONCINI"	1.000 ML

LEGENDA
VIABILITA'
VIABILITA'
PIAZZALE
SOVRAPPOSTURA STRADALE
PIANTAGIONE DI ALTO FUSTO (ALTEZZA MINIMA)
PIANTAGIONE "BOTTONCINI"

MISURA N. - 13-KASE-K1
LV PROGETTO: 131.28
DIST.PROG.: 190.00
DIST.PARZ.: 0.00
DIST.SUCC.: 19.00

SCALA 1:200

| DT KIT. 77.0(A) | | |

[illegible]	[illegible]	[illegible]
[illegible]	[illegible]	[illegible]
[illegible]	[illegible]	[illegible]

SCAVI E BONIFICHE	
SCAVO A SEZIONE OBBLIGATA	0,523 mq
BONIFICA	0,967 mq
RILEVATI	
RILEVATO	0,617 mq
SOVRASTRUTTURA STRADALE	
PAVIMENTAZIONE MISTO GRANULOMETRICO	1,000 mq
FONDAZIONE - TOUT-VENANT	0,350 mq

SEZIONE N. : 12 ASSE A12
QT. PROGETTO : 104.179
QT. TERRENO : 102.179
DIST.PREC. : 140.000
DIST.PREC. : 20.000
DIST.SUCC. : 6.000

LEGENDA
TERRENO
SCAVO
RILEVATO
MAGRONE
PAVIMENTAZIONE BITUMINOSA(BINDER+TAPPETO)
FONDAZIONE (TOUT-VENANT)
TRATTO TERRENO

SCALA 1:200

QT.RIF. BD.295

QUOTE TERRENO	102.00 102.50 103.00
DIST.PARZIALI TERRENO	19.000 40.000
QUOTE PROGETTO	102.000 102.000 102.000 102.000 102.000 102.000
DIST.PARZIALI PROGETTO	2.500 2.500

SCAVI E BONIFICHE	
SCAVO A SEZIONE OBBLIGATA	0,100 mq
BONIFICA	0,712 mq
RILEVATI	
RILEVATO	0,055 mq
SOVRASTRUTTURA STRADALE	
PAVIMENTAZIONE MISTO GRANULOMETRICO	1,000 mq
FONDAZIONE - TOUT-VENANT	0,350 mq

SEZIONE N. : 13 ASSE A12
QT. PROGETTO : 104.074
QT. TERRENO : 102.074
DIST.PREC. : 148.000
DIST.PREC. : 6.000
DIST.SUCC. : 2.000

LEGENDA
TERRENO
SCAVO
RILEVATO
MAGRONE
PAVIMENTAZIONE BITUMINOSA(BINDER+TAPPETO)
FONDAZIONE (TOUT-VENANT)
TRATTO TERRENO

SCALA 1:200

QT.RIF. BD.096

QUOTE TERRENO	102.00 102.50 103.00
DIST.PARZIALI TERRENO	19.000 40.000
QUOTE PROGETTO	102.000 102.000 102.000 102.000 102.000 102.000
DIST.PARZIALI PROGETTO	2.500 2.500

SCAVI E BONIFICHE	
SCAVO A SEZIONE OBBLIGATA	0,438 mq
BONIFICA	0,787 mq
RILEVATI	
RILEVATO	0,058 mq
SOVRASTRUTTURA STRADALE	
PAVIMENTAZIONE MISTO GRANULOMETRICO	1,000 mq
FONDAZIONE - TOUT-VENANT	0,350 mq

SEZIONE N. : 14 ASSE A12
QT. PROGETTO : 104.039
QT. TERRENO : 102.039
DIST.PREC. : 148.000
DIST.PREC. : 2.000
DIST.SUCC. : 12.020

LEGENDA
TERRENO
SCAVO
RILEVATO
MAGRONE
PAVIMENTAZIONE BITUMINOSA(BINDER+TAPPETO)
FONDAZIONE (TOUT-VENANT)
TRATTO TERRENO

SCALA 1:200

QT.RIF. BD.029

QUOTE TERRENO	102.00 102.50 103.00
DIST.PARZIALI TERRENO	19.000 40.000
QUOTE PROGETTO	101.522 101.522 102.000 102.000 102.000 102.000
DIST.PARZIALI PROGETTO	2.500 2.500

SCAVI E BONIFICHE	
SCAVO A SEZIONE OBBLIGATA	0,518 mq
BONIFICA	0,990 mq
RILEVATI	
RILEVATO	0,131 mq
SOVRASTRUTTURA STRADALE	
PAVIMENTAZIONE MISTO GRANULOMETRICO	1,400 mq
FONDAZIONE - TOUT-VENANT	0,350 mq

SEZIONE N. : 15 ASSE A12
QT. PROGETTO : 103.828
DIST.PREC. : 160.020
DIST.PREC. : 12.020

LEGENDA
TERRENO
SCAVO
RILEVATO
MAGRONE
PAVIMENTAZIONE BITUMINOSA(BINDER+TAPPETO)
FONDAZIONE (TOUT-VENANT)
TRATTO TERRENO

SCALA 1:200

QT.RIF. 79.638

QUOTE TERRENO	102.00 102.50 103.00
DIST.PARZIALI TERRENO	19.000 40.000
QUOTE PROGETTO	100.978 100.978 101.828 101.828 101.828 101.828
DIST.PARZIALI PROGETTO	2.500 2.500

Project	
Engineer	
Subject	
Location	
Client	
Comment	
Page	1
Date	
Calculated	
Licensed to	
Licensed number:	
Structure type:	Space Frame
Bolt assembly:	Bolts
Bolt clearance:	2 mm
Bolt preload:	Not specified
Calculation method:	Elastic
Member end forces calculated in local coordinates	
Member self weight included in loads	
Analysis method:	Linear static analysis
Geometric stiffness:	Not activated
Buckling shape:	Not activated
Global imperfection:	Not activated
Member imperfections:	Not activated
Member nonlinearities:	Activated
Connection nonlinearities:	Activated
Hinge nonlinearities:	Activated
Stiffness matrix:	Standard
Solver type:	Sparse
Number of threads:	4
Number of nodes:	2
Number of members:	1
Number of load cases:	1
Number of combinations:	0
Number of load combinations:	0
Number of unknowns:	12
Number of equations:	12
Number of free variables:	0
Number of steps:	1
Number of iterations:	1
Number of equilibrium iterations:	1
Number of equilibrium equations:	12
Number of equilibrium unknowns:	12
Number of equilibrium free variables:	0
Number of equilibrium steps

Project	
Subject	
Author	
Date	
Comment	
Analysis	Static Analysis
Load Combination	Envelope
Resulting Combination	Envelope
Extreme Value	Extreme Value
Delete Intermediate Values	No
Nonlinear Calculation	No
Stiffness Inactive	None
Geometric Stiffness	Linear Calculation
Weight Acceleration	9.806 m/s²
Weight Factor	1.000
Mass Factor	1.000
Mass Acceleration	9.806 m/s²
Mass Distribution	Lumped
Mass Consistent Rotation	Yes
Mass Consistent Torsion	Yes
Mass Consistent Tilting	Yes
Mass Consistent Warping	Yes
Mass Consistent Displacement	Yes

SCAVI E BONIFICHE	
STERRO	6.263 mq
BONIFICA	1.848 mq

RILEVATI	
RILEVATO	0.209 mq

SOVRASTRUTTURA STRADALE	
PAVIMENTAZIONE-MISTO GRANULOMETRICO	5.000 mq
FONDAZIONE - TOUT-VENENANT	10.000 mq

LEGENDA	
STERRO	
BONIFICA	
RILEVATO	
PAVIMENTAZIONE-MISTO GRANULOMETRICO	
FONDAZIONE - TOUT-VENENANT	
PROFILO TERRENO	

SEZIONE N. : 23 ASSE A13

QT. PROGETTO : 85.450

DIST.PROG. : 195.713

DIST.PREC. : 15.713



SCALA 1: 200

QT. RIF. 61. 650

QUOTE TERRENO	85. 000 · 85. 000 · 85. 000
DIST. PARZIALI TERRENO	10. 000 · 30. 000
QUOTE PROGETTO	85. 000 · 85. 475 · 85. 275 · 84. 875 · 84. 850 · 85. 250 · 84. 850 · 84. 625 · 85. 025 · 85. 225 · 85. 000
DIST. PARZIALI PROGETTO	0. 720 · 2. 500 · 22. 500 · 0. 341