SIGLA DI RIFERIMENTO – RISTRETTO DRAWING	













STRALCIO PLANIMETRICO 1:2000
COMUNE DI TREIA F.82-F.83-F.84

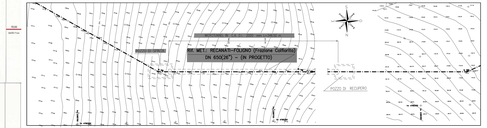

PIANO QUOTATO scala 1:500

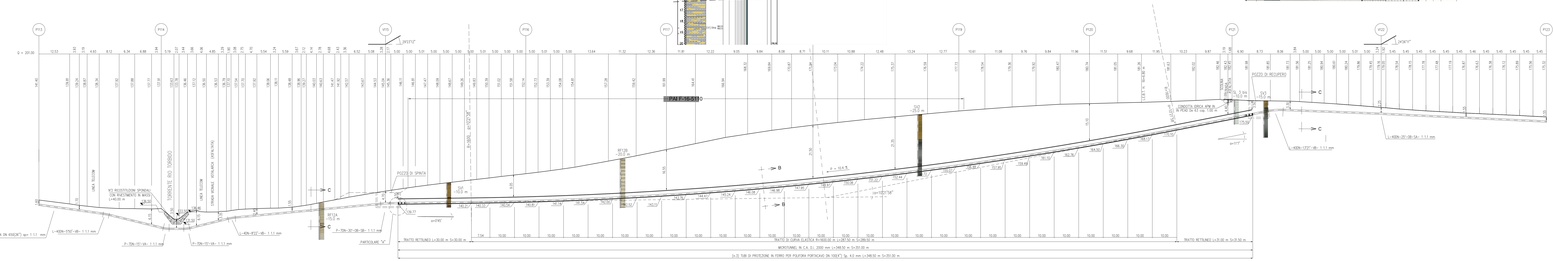

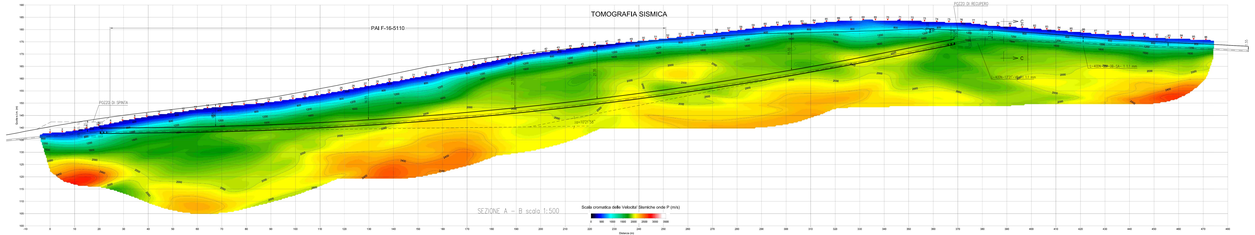

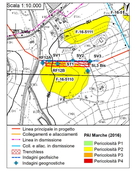

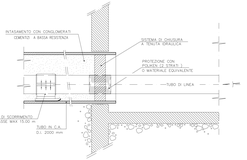

PARTICOLARE "A"

Caratteristiche geometriche principali del microtunnel		
DIAMETRO INTERNO MINIMO (mm)		2000
LUNGHEZZA DEL MICROTUNNEL (m)		349.50
SVILUPPO COMPLESSIVO DEL MICROTUNNEL (m)		351.00
TRATTI RETTILINEI	Numero (n°)	2
	Sviluppo Totale (m)	61.00
TRATTI CURVILINEI	Numero (n°)	1
	Raggio di curvatura (m)	1600
	Sviluppo Totale (m)	289.50
POSIZIONE DI SPINTA	Quota generatrice inferiore intersa Monofunnel	139.77
	Inclinazione (°)	0°45'
POSIZIONE DI RECUPERO	Quota generatrice inferiore intersa Monofunnel	175.50
	Inclinazione	11°7'
TUBI DI PROTEZIONE PER POLIFORA PORTACAVI	Alloggiamento in tubo porfiocor metallico di diametro DN 100 spessore 4.0 mm.	

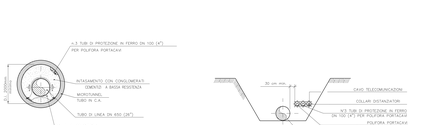

SEZIONE B–B

SEZIONE C–C

COROGRAFIA 1:10000
CTR 303080

D. DATA	DESCRIZIONE	DISEGNATO	RIVISTO	VISTATO
Rev. DATA	DESCRIZIONE	DISEGNATO	VERIFICATO	APPROVATO

CLIENTE: SNAM
PROGETTISTA: SAIPEM
COMMESSA: 023087
UNITÀ: DCOA
Rif. Met.: RECANATI – FOLIGNO (Frazione Colfiorito) (R1 600(24") , DP 75 DSP)
DISEGNO: LC–SC–83612
REVISIONE: 0
Attraversamento: MOROTUNNEL IN C.A. "Loc. VOTALARCA" TORRENTE TORBIDO / STRADA -WONALE "VOTALARCA" (Aetatata)
FG.: 1/1
SCALA: 1:500

Il presente disegno è di proprietà della Società Snam Rete Gas. Non può essere copiato o ceduto a terzi senza autorizzazione scritta.