LUNGHEZZA TUBAZIONE		
LARGHEZZA TRINCEA DI POSA	0.90 m	
CARATTERISTICHE TUBAZIONE	PVC-A Ø500 PN 10 L = 3357.57 m	
LIVELLETTE	L = 82.70 D= 1.09 P = 1.3180% SVILUPPATA L = 82.70	L = 183.24 D= −1.41 P = −0.7695% SVILUPPATA L = 183.25

LA DICITURA CANALE DI IRRRIGAZIONE SEGNALA L'INTERSEZIONE CON CANALETTE DI IRRIGAZIONE PENSILI

LA DICITURA STRADA BIANCA SEGNALA L'INTERSEZIONE CON VIABILITÁ INTERPODERALE O SEMPLICI PISTE

◐ SFIATO

● SCARICO FORZATO
SCARICO LIBERO QUANDO SEGNALATO

⊗ BLOCCO D'ANCORAGGIO

PROFILO
DAL PARTITORE MANDRAINAS
AL PARTITORE SINIS

PARTE B:
DAL PICCHETTO N. 241 (PROGR. 3021.68 m)
AL PICCHETTO N. 449 (PROGR. 5427.61 m)

1:1000
1:10000

Quota di riferimento −7.00

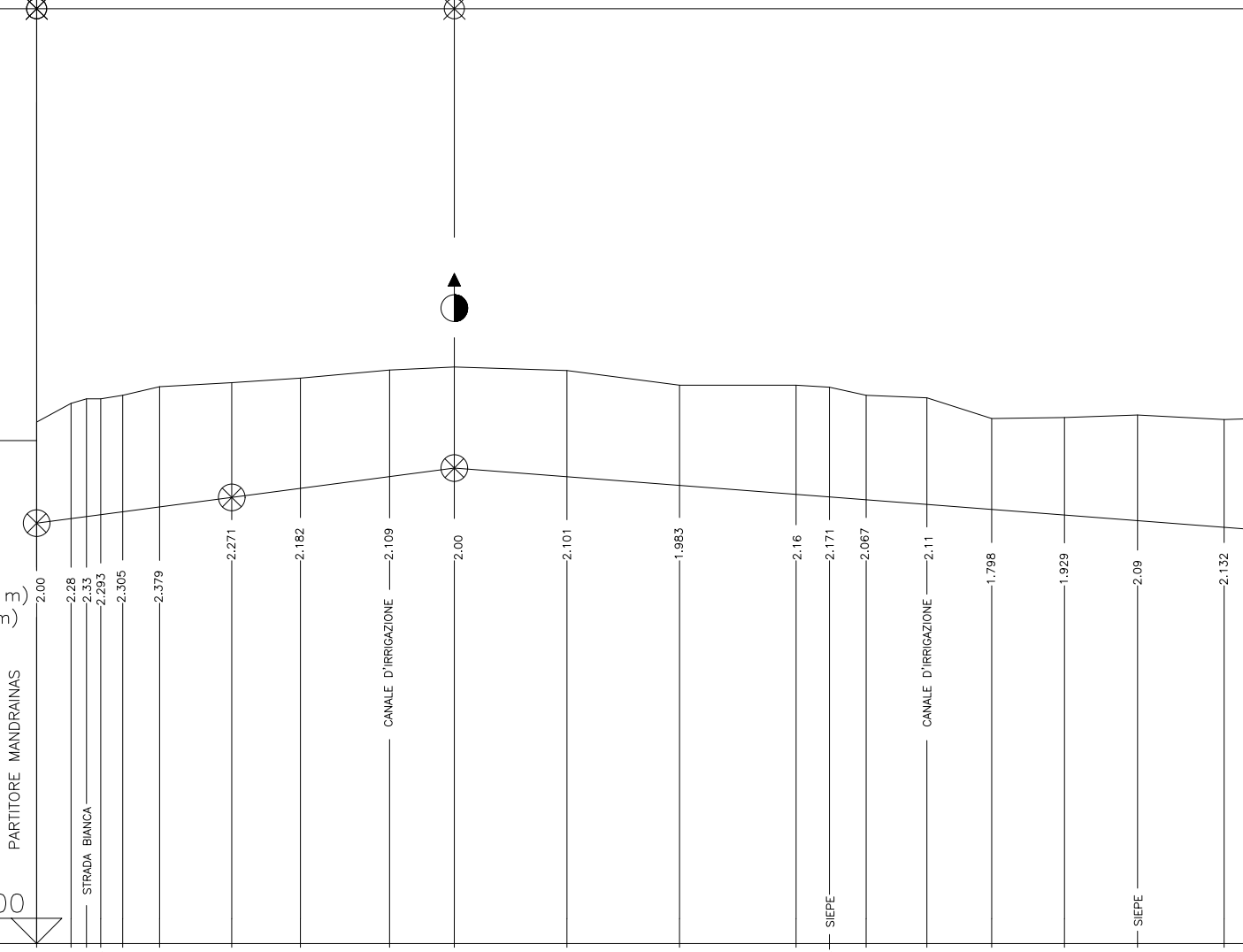

PARTITORE MANDRAINAS
STRADA BIANCA
CANALE D'IRRIGAZIONE
SIEPE
CANALE D'IRRIGAZIONE
SIEPE
2.00
2.28
2.33
2.293
2.305
2.379
2.271
2.182
2.109
2.00
2.101
1.983
2.16
2.171
2.067
2.11
1.798
1.929
2.09
2.132

PICCHETTI	241	242	243	244	245	246	247	248	249	250
QUOTE TERRENO	3.32	3.69	3.78	3.78	3.85	4.02	4.10	4.19	4.35	4.41
FONDO TUBO	1.32	1.41	1.45	1.487	1.545	1.641	1.829	2.008	2.241	2.41
DISTANZE PARZIALI		6.81	3.06	2.82	4.35	7.30	14.29	13.60	17.65	12.82
DISTANZE PROGRESSIVE	3021.68	3028.49	3031.55	3034.37	3038.72	3046.02	3060.31	3073.91	3091.56	3104.38
VERTICI							V.111 175.044			

PICCHETTI	251	252	253	254	255	256	257	258	259	260
QUOTE TERRENO	4.34	4.05	4.05	4.01	3.85	3.80	3.39	3.41	3.46	3.37
FONDO TUBO	2.239	2.067	1.89	1.839	1.783	1.69	1.592	1.481	1.37	1.238
DISTANZE PARZIALI	22.30	22.29	23.08	6.60	7.27	12.03	12.83	14.41	14.47	17.14
DISTANZE PROGRESSIVE	3126.68	3148.97	3172.05	3178.65	3185.92	3197.95	3210.78	3225.19	3239.66	3256.80
VERTICI							178.037 V.112			

PVC–A Ø500 PN 10 L = 5427.61 m

0.90 m

PVC–A Ø500 PN 10 L = 3354.55 m


L = 194.46 D= 1.21
P = 0.6222%
SVILUPPATA L = 194.46
L = 90.03 D= 2.33
P = 2.588%
SVILUPPATA L = 90.06
SIEPE
STRADA BIANCA
SIEPE
SIEPE
SIEPE
CANALE D'IRRIGAZIONE
SIEPE
SIEPE
SIEPE

				16.32	
261	2.308	3.42	1.112	7.15	3273.12
262	2.323	3.38	1.057	7.35	3280.27
263	2.18	3.18	1.00	10.72	3287.62
264	2.223	3.29	1.067	3.99	3298.34
265	2.519	3.61	1.091	2.04	3302.33
266	2.476	3.58	1.104	4.21	3304.37
267	2.45	3.58	1.13	8.58	3308.58
268	2.326	3.51	1.184	9.21	3317.16
269	2.349	3.59	1.241	4.25	3326.37
270	2.573	3.84	1.267	2.08	3330.62
271	2.41	3.69	1.28	14.91	3332.70
272	2.297	3.67	1.373	14.41	3347.61
273	2.317	3.78	1.463	18.13	3362.02
274	2.244	3.82	1.576	20.82	3380.15
275	2.035	3.74	1.705	9.12	3400.97
276	1.858	3.62	1.762	2.75	3410.09
277	2.111	3.89	1.779	8.77	3412.84
278	2.167	4.00	1.833	17.17	3421.61
279	2.02	3.96	1.94	24.31	3438.78
280	1.969	4.06	2.091	18.99	3463.09
281	2.00	4.21	2.21	9.46	3482.08
282	2.125	4.58	2.455	15.10	3491.54
283	1.934	4.78	2.846	14.68	3506.64
284	1.914	5.14	3.226	9.05	3521.32
285	2.07	5.53	3.46	10.00	3530.37
286	2.091	5.81	3.719	2.11	3540.37
287	1.927	5.70	3.773	8.38	3542.48
288	1.92	5.91	3.99	8.71	3550.86
289	1.895	6.11	4.215	7.65	3559.57
290	1.857	6.27	4.413	4.89	3567.22
291	1.91	6.45	4.54	1.95	3572.11
292	1.25	5.73	4.48	4.27	3574.06
293	1.251	5.60	4.349	21.90	3578.33

V.113
181.441

167.508
V.114

V.115
195.108


L = 93.32 D= −2.87
P = −3.0754%
SVILUPPATA L = 93.37
L = 234.67 D= −1.07
P = −0.4560%
SVILUPPATA L = 234.69
L = 34.49
D= −1.66
P = −4.8130%
SVILUPPATA L = 34.50
CONTROTUBO Ø700 L= 14.00 m
1.865
2.374
2.756
2.061
1.722
1.775
1.861
2.106
2.289
2.00
1.912
2.168
2.198
2.257
2.24
1.838
2.384
2.367
2.53
2.565
2.699
2.233
2.124
1.463
1.703
1.764
2.347
2.53
2.474
2.528
2.467
1.944
1.697
2.00
CANALE D'IRRIGAZIONE
SIEPE
SIEPE
SIEPE
VIC. PAULI FENU
SIEPE
294
295
296
297
298
299
300
301
302
303
304
305
306
307
308
309
310
311
312
313
314
315
316
317
318
319
320
321
322
323
324
325
326
327
5.54
5.51
5.43
4.66
4.28
4.04
4.01
3.89
4.00
3.67
3.51
3.65
3.57
3.57
3.54
3.13
3.56
3.53
3.55
3.53
3.62
3.06
2.85
2.18
2.41
2.42
2.99
3.13
2.87
2.79
2.55
1.80
1.34
0.94
3.675
3.136
2.674
2.599
2.558
2.265
2.149
1.784
1.711
1.67
1.598
1.482
1.372
1.313
1.3
1.292
1.176
1.163
1.02
0.965
0.921
0.827
0.726
0.717
0.707
0.656
0.643
0.60
0.396
0.262
0.083
−0.144
−0.357
−1.06
17.53
15.04
2.43
1.33
9.54
3.76
11.88
2.37
1.32
15.82
25.36
24.13
13.02
2.77
1.83
25.36
3.00
31.27
11.99
9.68
20.65
22.21
1.98
2.10
11.25
2.73
9.52
4.24
2.79
3.72
4.71
4.42
14.61
3600.23
3617.76
3632.80
3635.23
3636.56
3646.10
3649.86
3661.74
3664.11
3665.43
3681.25
3706.61
3730.74
3743.76
3746.53
3748.36
3773.72
3776.72
3807.99
3819.98
3829.66
3850.31
3872.52
3874.50
3876.60
3887.85
3890.58
3900.10
3904.34
3907.13
3910.85
3915.56
3919.98
3934.59
119.488
V.116
V.117
111.383

PVC-A Ø500 PN 10 L = 5427.61 m

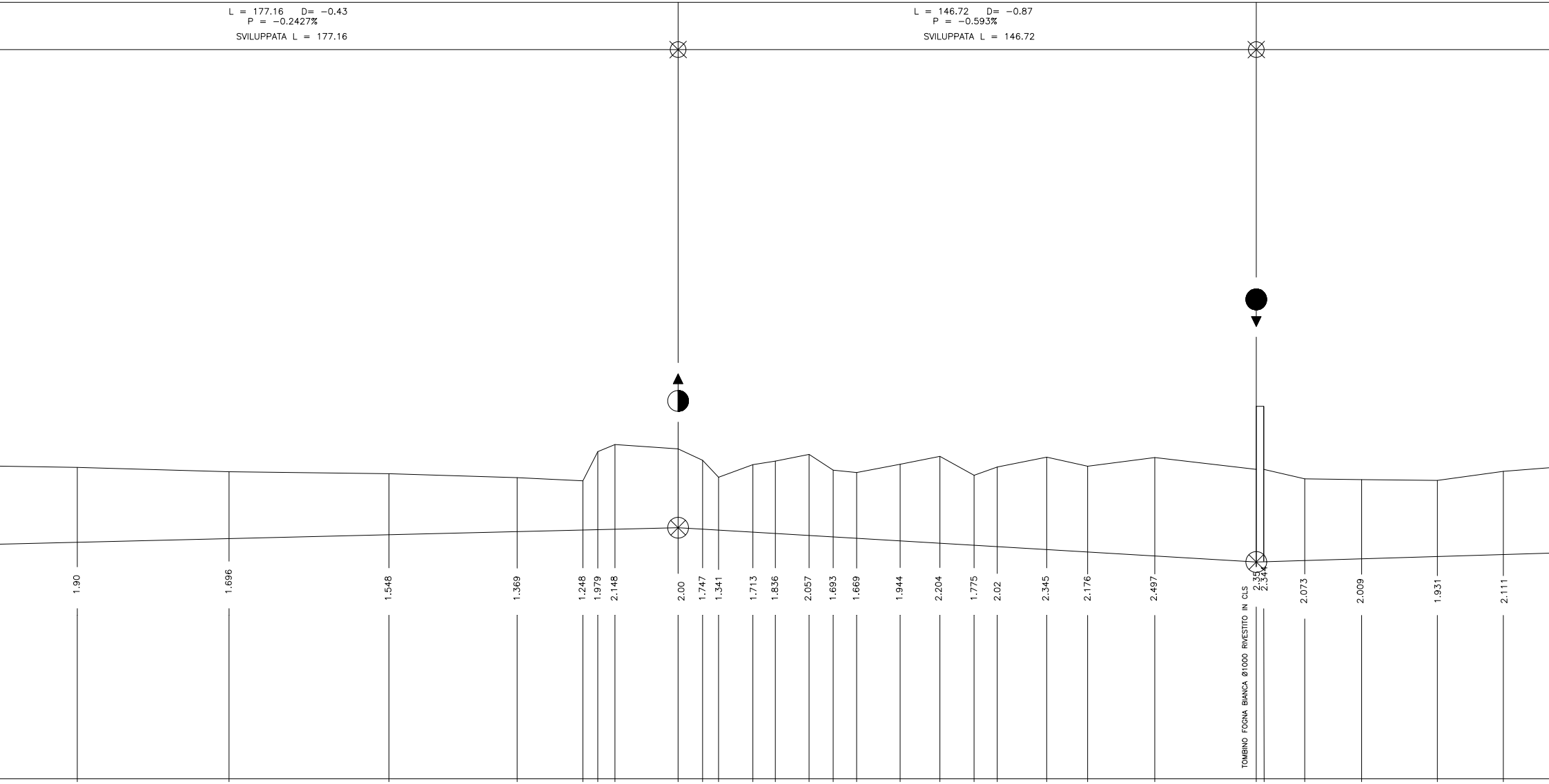
L = 177.16 D= -0.43
P = -0.2427%
SVILUPPATA L = 177.16
L = 146.72 D= -0.87
P = -0.593%
SVILUPPATA L = 146.72
TOMBINO FOGNA BIANCA Ø1000 RIVESTITO IN CLS

				24.70	
328	1.90	0.90	-1.00	38.51	3959.29
329	1.696	0.79	-0.906	40.58	3997.80
330	1.548	0.74	-0.808	32.53	4038.38
331	1.369	0.64	-0.729	16.68	4070.91
332	1.248	0.56	-0.688	3.78	4087.59
333	1.979	1.30	-0.679	4.36	4091.37
334	2.148	1.48	-0.668	16.02	4095.73
335	2.00	1.37	-0.63	6.22	4111.75
336	1.747	1.08	-0.667	4.05	4117.97
337	1.341	0.65	-0.691	8.71	4122.02
338	1.713	0.97	-0.743	5.70	4130.73
339	1.836	1.06	-0.776	8.56	4136.43
340	2.057	1.23	-0.827	6.12	4144.99
341	1.693	0.83	-0.863	5.95	4151.11
342	1.669	0.77	-0.899	11.04	4157.06
343	1.944	0.98	-0.964	10.09	4168.10
344	2.204	1.18	-1.024	8.67	4178.19
345	1.775	0.70	-1.075	5.88	4186.86
346	2.02	0.91	-1.11	12.55	4192.74
347	2.345	1.16	-1.185	10.39	4205.29
348	2.176	0.93	-1.246	17.04	4215.68
349	2.497	1.15	-1.347	25.75	4232.72
350	2.35	0.85	-1.50	1.90	4258.47
351	2.344	0.85	-1.494	10.40	4260.37
352	2.073	0.61	-1.463	14.44	4270.77
353	2.009	0.59	-1.419	19.22	4285.21
354	1.931	0.57	-1.361	16.74	4304.43
355	2.111	0.80	-1.311	15.25	4321.17

L = 278.37 D= −0.84
P = −3.0176%
SVILUPPATA L = 278.37

L = 216.30 D= −0.86
P = −0.3976%
SVILUPPATA L = 216.30

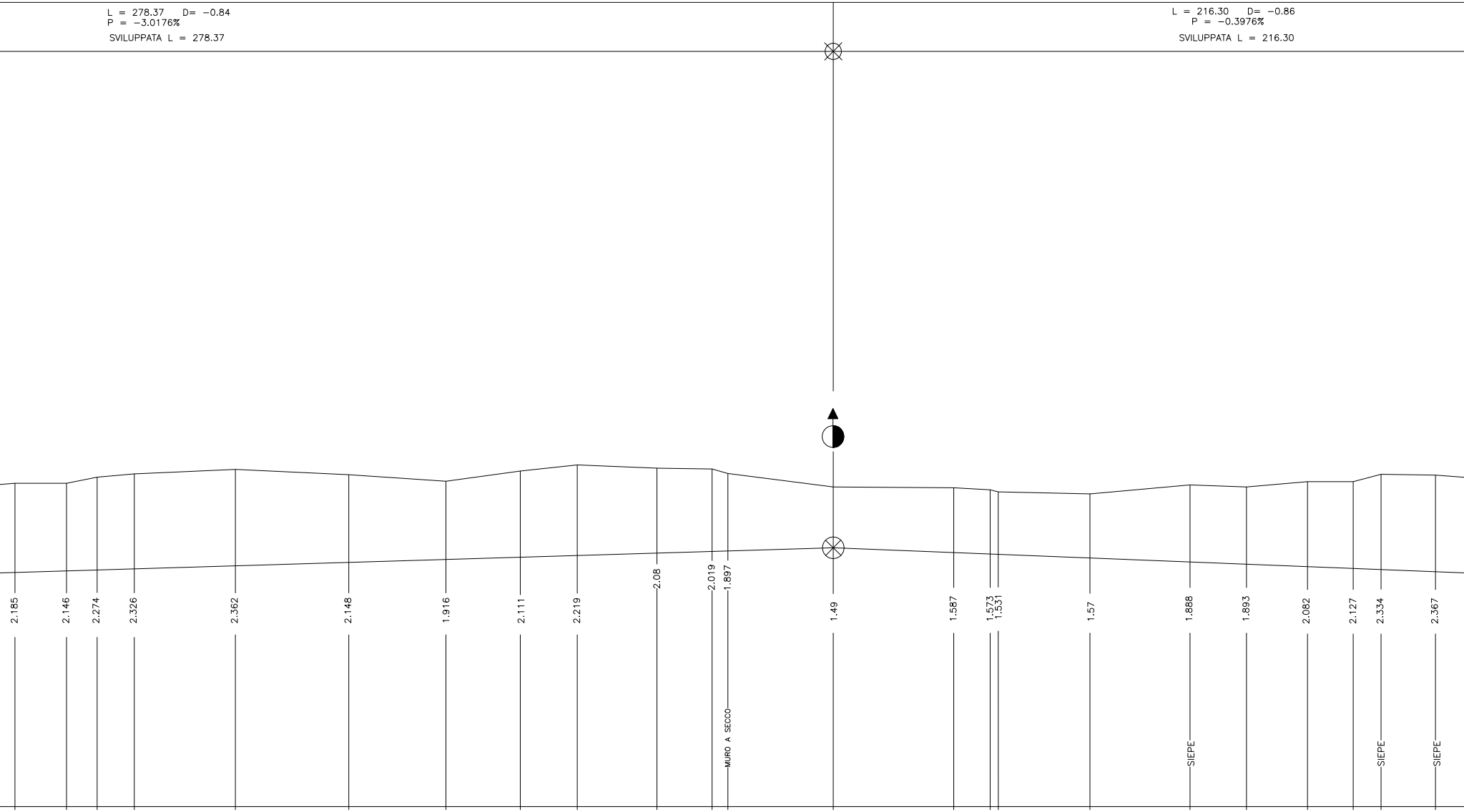
MURO A SECCO
SIEPE
SIEPE
SIEPE

356	2.185	0.92	−1.265		4336.42
357	2.146	0.92	−1.226	12.63	4349.05
358	2.274	1.07	−1.204	7.50	4356.55
359	2.326	1.15	−1.176	9.10	4365.65
360	2.362	1.26	−1.102	24.76	4390.41
361	2.148	1.13	−1.018	27.77	4418.18
362	1.916	0.97	−0.946	23.80	4441.98
363	2.111	1.22	−0.891	18.21	4460.19
364	2.219	1.37	−0.849	13.95	4474.14
365	2.08	1.29	−0.79	19.52	4493.66
366	2.019	1.27	−0.749	13.50	4507.16
367	1.897	1.16	−0.737	3.87	4511.03
368	1.49	0.83	−0.66	25.81	4536.84
369	1.587	0.81	−0.777	29.51	4566.35
370	1.573	0.76	−0.813	8.92	4575.27
371	1.531	0.71	−0.821	1.98	4577.25
372	1.57	0.66	−0.91	22.46	4599.71
373	1.888	0.88	−1.008	24.51	4624.22
374	1.893	0.83	−1.063	13.83	4638.05
375	2.082	0.96	−1.122	14.95	4653.00
376	2.127	0.96	−1.167	11.19	4664.19
377	2.334	1.14	−1.194	6.82	4671.01
378	2.367	1.12	−1.247	13.33	4684.34

183.913
V.118

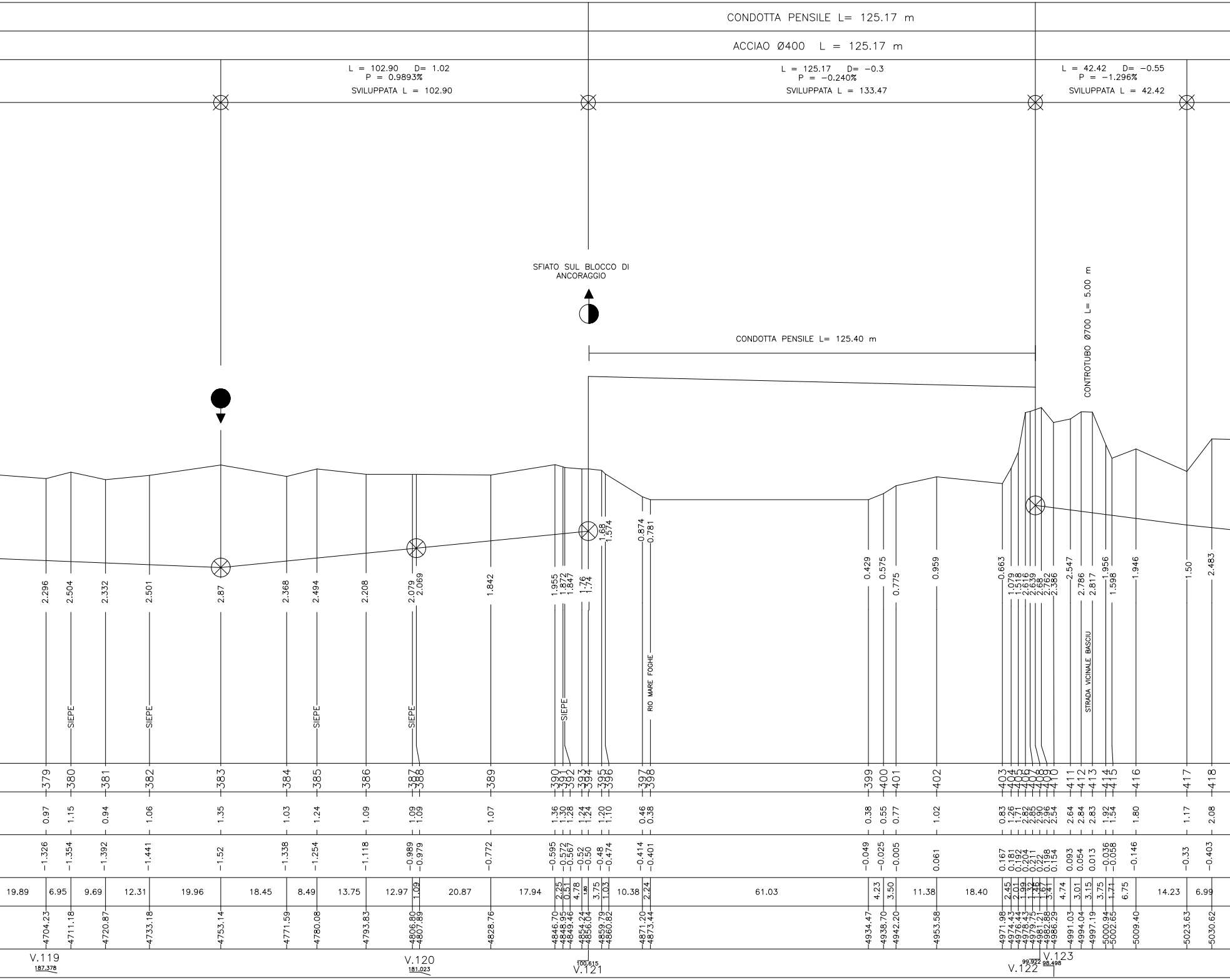
CONDOTTA PENSILE L= 125.17 m
ACCIAO Ø400 L = 125.17 m
L = 102.90 D= 1.02
P = 0.9893%
SVILUPPATA L = 102.90
L = 125.17 D= −0.3
P = −0.240%
SVILUPPATA L = 133.47
L = 42.42 D= −0.55
P = −1.296%
SVILUPPATA L = 42.42
SFIATO SUL BLOCCO DI ANCORAGGIO
CONDOTTA PENSILE L= 125.40 m
CONTROTUBO Ø700 L= 5.00 m
2.296
2.504
2.332
2.501
2.87
2.368
2.494
2.208
2.079
2.069
1.842
1.955
1.872
1.847
1.76
1.74
1.68
1.574
0.874
0.781
0.429
0.575
0.775
0.959
0.663
1.079
1.518
2.616
2.639
2.68
2.762
2.386
2.547
2.786
2.817
1.956
1.598
1.946
1.50
2.483
SIEPE
SIEPE
SIEPE
SIEPE
SIEPE
RIO MARE FOGHE
STRADA VICINALE BASCIU
379 380 381 382 383 384 385 386 387 388 389 390 391 392 393 394 395 396 397 398 399 400 401 402 403 404 405 406 407 408 409 410 411 412 413 414 415 416 417 418
0.97 1.15 0.94 1.06 1.35 1.03 1.24 1.09 1.09 1.09 1.07 1.36 1.30 1.28 1.24 1.24 1.20 1.10 0.46 0.38 0.38 0.55 0.77 1.02 0.83 1.26 1.71 1.82 2.85 2.90 2.96 2.54 2.64 2.84 2.83 1.92 1.54 1.80 1.17 2.08
−1.326 −1.354 −1.392 −1.441 −1.52 −1.338 −1.254 −1.118 −0.989 −0.979 −0.772 −0.595 −0.572 −0.567 −0.52 −0.50 −0.48 −0.474 −0.414 −0.401 −0.049 −0.025 −0.005 0.061 0.167 0.181 0.192 0.204 0.211 0.22 0.198 0.154 0.093 0.054 0.013 −0.036 −0.058 −0.146 −0.33 −0.403
19.89 6.95 9.69 12.31 19.96 18.45 8.49 13.75 12.97 1.09 20.87 17.94 2.25 0.51 4.78 1.80 3.75 1.03 10.38 2.24 61.03 4.23 3.50 11.38 18.40 2.45 2.01 1.99 1.32 1.46 1.67 3.41 4.74 3.01 3.15 3.75 1.71 6.75 14.23 6.99
4704.23 4711.18 4720.87 4733.18 4753.14 4771.59 4780.08 4793.83 4806.80 4807.89 4828.76 4846.70 4848.95 4849.46 4854.24 4856.04 4859.79 4860.82 4871.20 4873.44 4934.47 4938.70 4942.20 4953.58 4971.98 4974.43 4976.44 4978.43 4979.75 4981.21 4982.88 4986.29 4991.03 4994.04 4997.19 5000.94 5002.65 5009.40 5023.63 5030.62
V.119
187.378
V.120
181.023
100.615
V.121
99.922
V.122
98.498
V.123

0.90 m

PVC-A Ø500 PN 10 L = 446.17 m

L = 55.22 D= -0.58 P = -1.0503% SVILUPPATA L = 55.22	L = 83.83 D= 0.27 P = 0.3221% SVILUPPATA L = 83.83	L = 264.93 D= 1.70 P = 0.6417% SVILUPPATA L = 264.94

SVILUPPATA TOTALE L = 5436.45

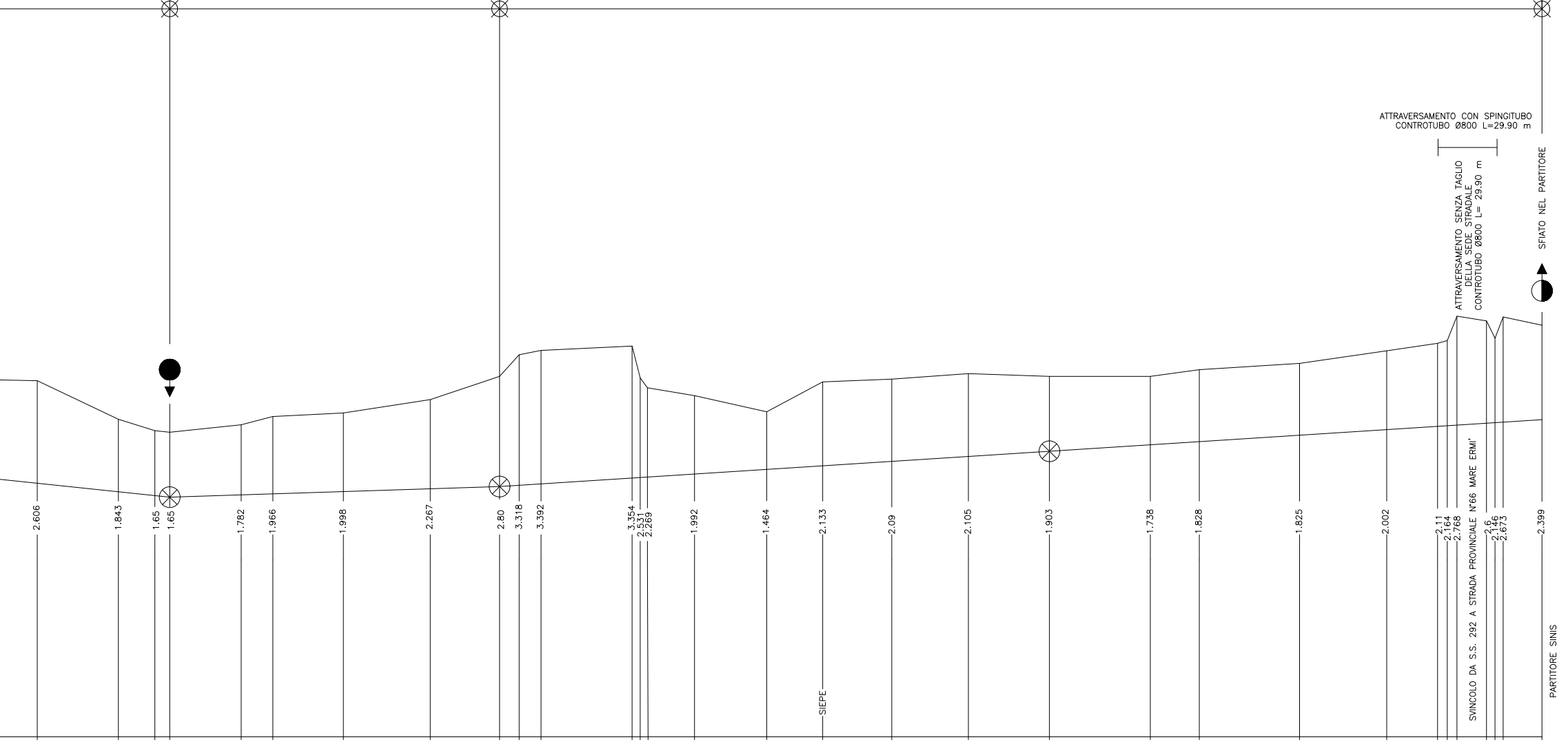
ATTRAVERSAMENTO CON SPINGITUBO
CONTROTUBO Ø800 L=29.90 m
ATTRAVERSAMENTO SENZA TAGLIO
DELLA SEDE STRADALE
CONTROTUBO Ø800 L= 29.90 m
SFIATO NEL PARTITORE
SVINCOLO DA S.S. 292 A STRADA PROVINCIALE N°66 MARE ERMI'
SIEPE
PARTITORE SINIS

419	2.606	2.05	-0.556	14.56	5045.18	
420	1.843	1.07	-0.773	20.62	5065.80	
421	1.65	0.78	-0.87	9.27	5075.07	
422	1.65	0.74	-0.91	3.78	5078.85	V.124 183.051
423	1.782	0.93	-0.852	18.16	5097.01	
424	1.966	1.14	-0.826	8.05	5105.06	
425	1.998	1.23	-0.768	17.92	5122.98	
426	2.267	1.57	-0.697	22.08	5145.06	
427	2.80	2.16	-0.64	17.62	5162.68	
428	3.318	2.71	-0.608	4.98	5167.66	
429	3.392	2.82	-0.572	5.56	5173.22	
430	3.354	2.93	-0.424	23.14	5196.36	
431	2.531	2.12	-0.411	2.06	5198.42	
432	2.269	1.87	-0.399	1.84	5200.26	
433	1.992	1.67	-0.322	11.97	5212.23	
434	1.464	1.26	-0.204	18.34	5230.57	
435	2.133	2.02	-0.113	14.23	5244.80	SIEPE
436	2.09	2.09	0.00	17.56	5262.36	
437	2.105	2.23	0.125	19.47	5281.83	
438	1.903	2.16	0.257	20.60	5302.43	172.103 V.125
439	1.738	2.16	0.422	25.64	5328.07	
440	1.828	2.33	0.502	12.45	5340.52	
441	1.825	2.49	0.665	25.48	5366.00	
442	2.002	2.81	0.808	22.15	5388.15	
443	2.11	3.00	0.89	12.92	5401.07	
444	2.164	3.07	0.906	2.47	5403.54	
445	2.768	3.69	0.922	2.46	5406.00	
446	2.6	3.57	0.97	7.51	5413.51	
447	2.146	3.13	0.984	2.16	5415.67	
448	2.673	3.67	0.997	2.07	5417.74	
449	2.399	3.46	1.061	9.87	5427.61	V.126

REGIONE AUTONOMA DELLA SARDEGNA

E.G.A.S. - SARDEGNA

ENTE DI GOVERNO DELL'AMBITO DELLA SARDEGNA

ABBANOA S.p.A. Gestore Unico del Servizio Idrico Integrato della Regione Sardegna

SETTORE COMPLESSO GESTIONE ATTIVA PERDITE - IL DIRIGENTE: DOTT. SANDRO MURTAS

INTERVENTO

PROGETTO ESECUTIVO
SCHEMA N. 31 TIRSO
CONDOTTA ALIMENTAZIONE DELLE ZONE COSTIERE
ID 2004 - 532

ELABORATO

PROFILO ESECUTIVO
RAMO DA PARTITORE MANDRAINAS A PARTITORE SINIS
PARTE B

IL RESPONSABILE DELLA U.B. RETI IDRICHE:
Ing. Daniele Piras

IL RESPONSABILE DEL PROCEDIMENTO:
Ing. Daniele Piras

IL RESPONSABILE DELLA PROGETTAZIONE:
FINALCA ingegneria srl Ing. Alfredo Postiglione

GRUPPO DI PROGETTAZIONE:

Sardegna Ingegneria scarl
Ing. Umberto Pautasso

Quantica Ingegneria S.r.l.
Ing. Giuseppe Vacca

Ing. Gianluca Maria Salvia
Ing. Nicola Polese
Geologa Valentina Murtas
Agronoma Marta Canu

1	Rev. procedura VIA	A.F.	R.S.	U. Pautasso	Ottobre 2019
0	Prima emissione	D.C.	R.S.	U. Pautasso	Settembre 2019
REV	DESCRIZIONE	ELABORATO	VERIFICATO	APPROVATO	DATA

Elaborato:	Scala:	File:
2004-532_FINAREST014R1	1:1.000-1:10.000	2004-532_FINAREST014R1