LUNGHEZZA CONDOTTA		
LARGHEZZA TRINCEA DI POSA		
CARATTERISTICHE TUBAZIONE		
LIVELLETTE	L=143.47 D=0.45 P=0.3137% SVILUPPATA L = 143.47	L=223.26 D=−1.51 P=−0.6763% SVILUPPATA L = 223.26

LA DICITURA CANALE DI IRRRIGAZIONE
SEGNALA L'INTERSEZIONE CON CANALETTE
DI IRRIGAZIONE PENSILI

LA DICITURA STRADA BIANCA
SEGNALA L'INTERSEZIONE CON VIABILITÁ
INTERPODERALE O SEMPLICI PISTE

◐ SFIATO

● SCARICO FORZATO
SCARICO LIBERO QUANDO SEGNALATO

⊗ BLOCCO D'ANCORAGGIO

PROFILO
DAL PARTITORE CAPO MANNU
AL SERBATOIO CAPO MANNU
DAL PICCH. 402 (Progr. 8740,66 m)
AL PICCH. 615 (Progr. 13244,76 m)

1:1000
1:10000

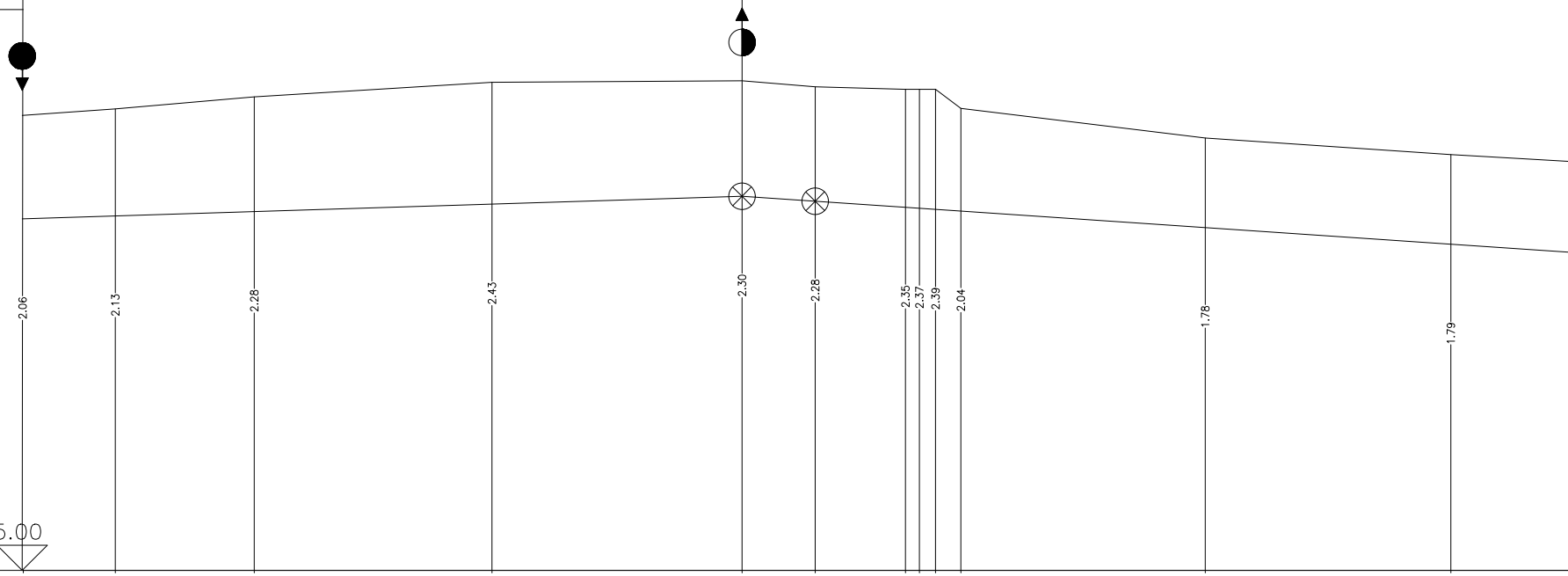
2.06
2.13
2.28
2.43
2.30
2.28
2.35
2.37
2.39
2.04
1.78
1.79

Quota di riferimento −5.00

PICCHETTI	402		403		404		405		406		407		408		409		410		411		412		413	
QUOTE TERRENO	4.06		4.19		4.43		4.72		4.75		4.63		4.58		4.58		4.58		4.20		3.61		3.28	
FONDO TUBO	2.000		2.058		2.145		2.294		2.45		2.351		2.23		2.211		2.189		2.155		1.826		1.495	
DISTANZE PARZIALI		18.56		27.69		47.38		49.84		14.58		17.99		2.78		3.21		5.05		48.71		48.95		29.50
DISTANZE PROGRESSIVE	8740.66		8759.22		8786.91		8834.29		8884.13		8898.71		8916.70		8919.48		8922.69		8927.74		8976.45		9025.40	
VERTICI											V.237 187.605													

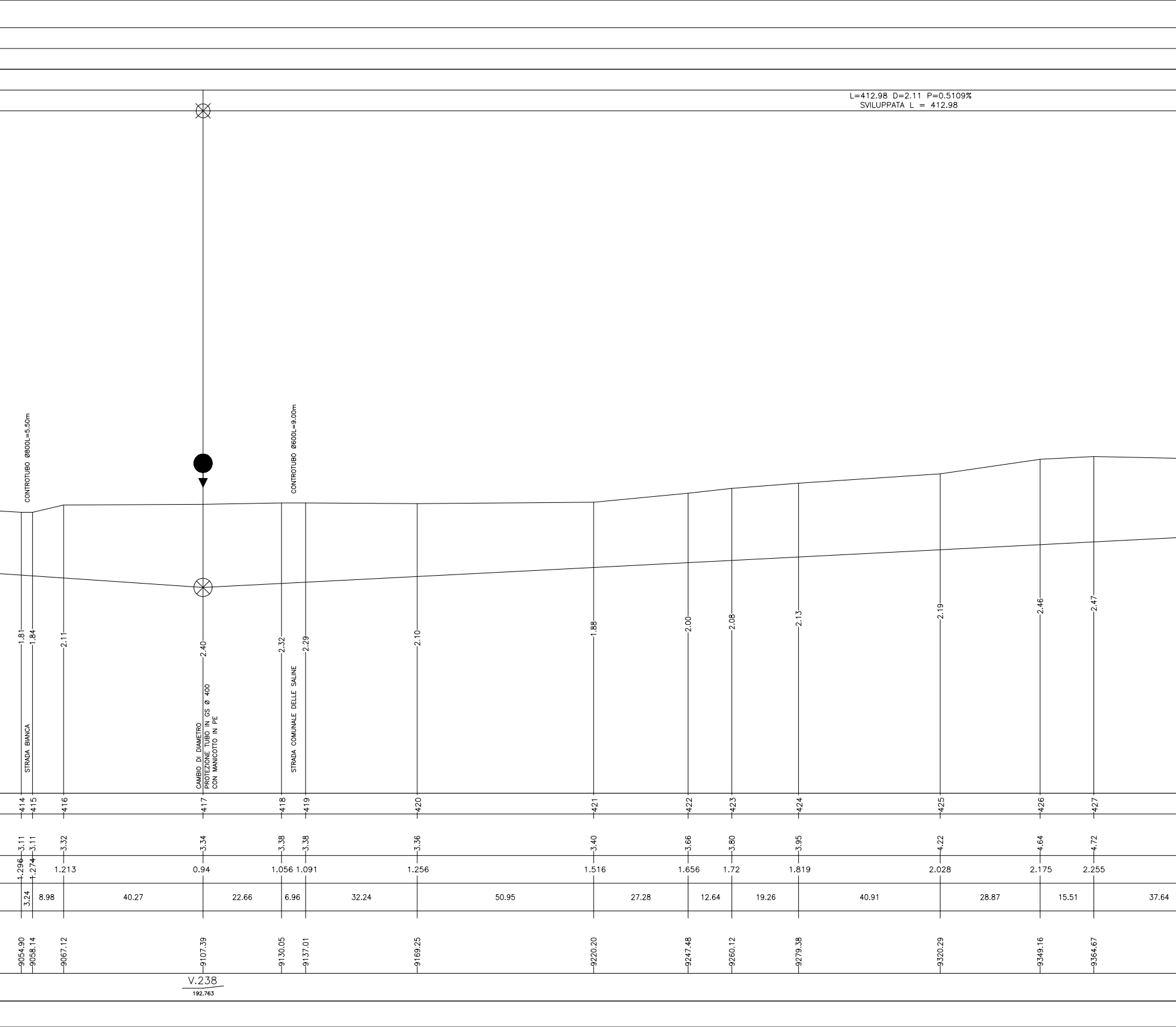
L=412.98 D=2.11 P=0.5109%
SVILUPPATA L = 412.98
CONTROTUBO Ø800L=5.50m
CONTROTUBO Ø600L=9.00m
STRADA BIANCA
CAMBIO DI DIAMETRO
PROTEZIONE TUBO IN GS Ø 400
CON MANICOTTO IN PE
STRADA COMUNALE DELLE SALINE
1.81
1.84
2.11
2.40
2.32
2.29
2.10
1.88
2.00
2.08
2.13
2.19
2.46
2.47
414
415
416
417
418
419
420
421
422
423
424
425
426
427
3.11
3.11
3.32
3.34
3.38
3.38
3.36
3.40
3.66
3.80
3.95
4.22
4.64
4.72
1.296
1.274
1.213
0.94
1.056
1.091
1.256
1.516
1.656
1.72
1.819
2.028
2.175
2.255
3.24
8.98
40.27
22.66
6.96
32.24
50.95
27.28
12.64
19.26
40.91
28.87
15.51
37.64
9054.90
9058.14
9067.12
9107.39
9130.05
9137.01
9169.25
9220.20
9247.48
9260.12
9279.38
9320.29
9349.16
9364.67
V.238
192.763

LARGHEZZA = 0.80 m

GHISA SFEROIDALE Ø 400 L=1392.42 m

L=376.22 D=0.83 P=0.2206%
SVILUPPATA L = 376.22

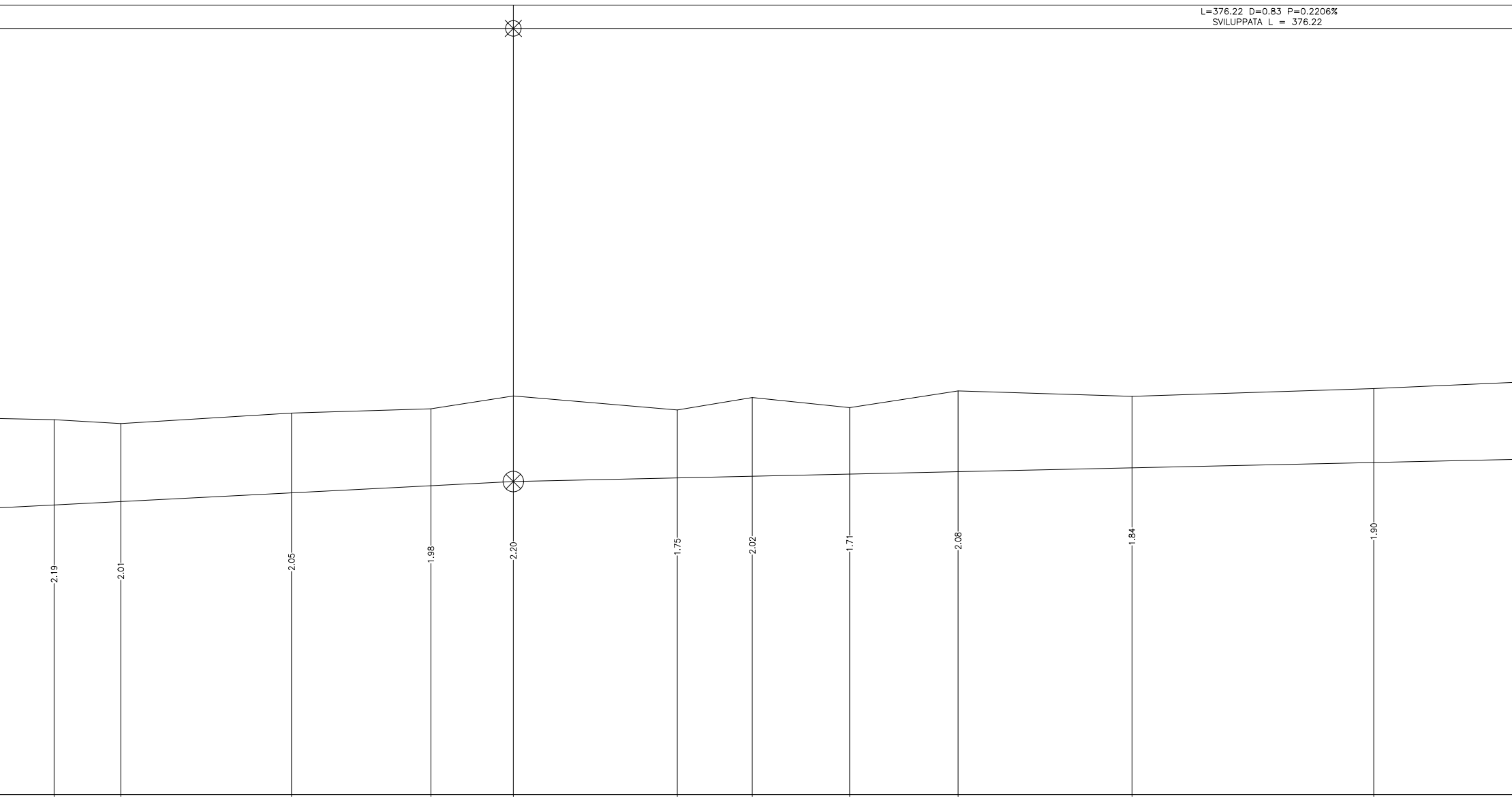
2.19
2.01
2.05
1.98
2.20
1.75
2.02
1.71
2.08
1.84
1.90

428	429	430	431	432	433	434	435	436	437	438	
4.64	4.54	4.81	4.92	5.25	4.89	5.21	4.95	5.38	5.24	5.44	
2.447	2.535	2.759	2.942	3.05	3.143	3.186	3.241	3.303	3.402	3.539	
	17.15	43.89	35.83	21.19	42.16	19.27	25.03	27.88	44.71	62.15	45.14
9402.31	9419.46	9463.35	9499.18	9520.37	9562.53	9581.80	9606.83	9634.71	9679.42	9741.57	

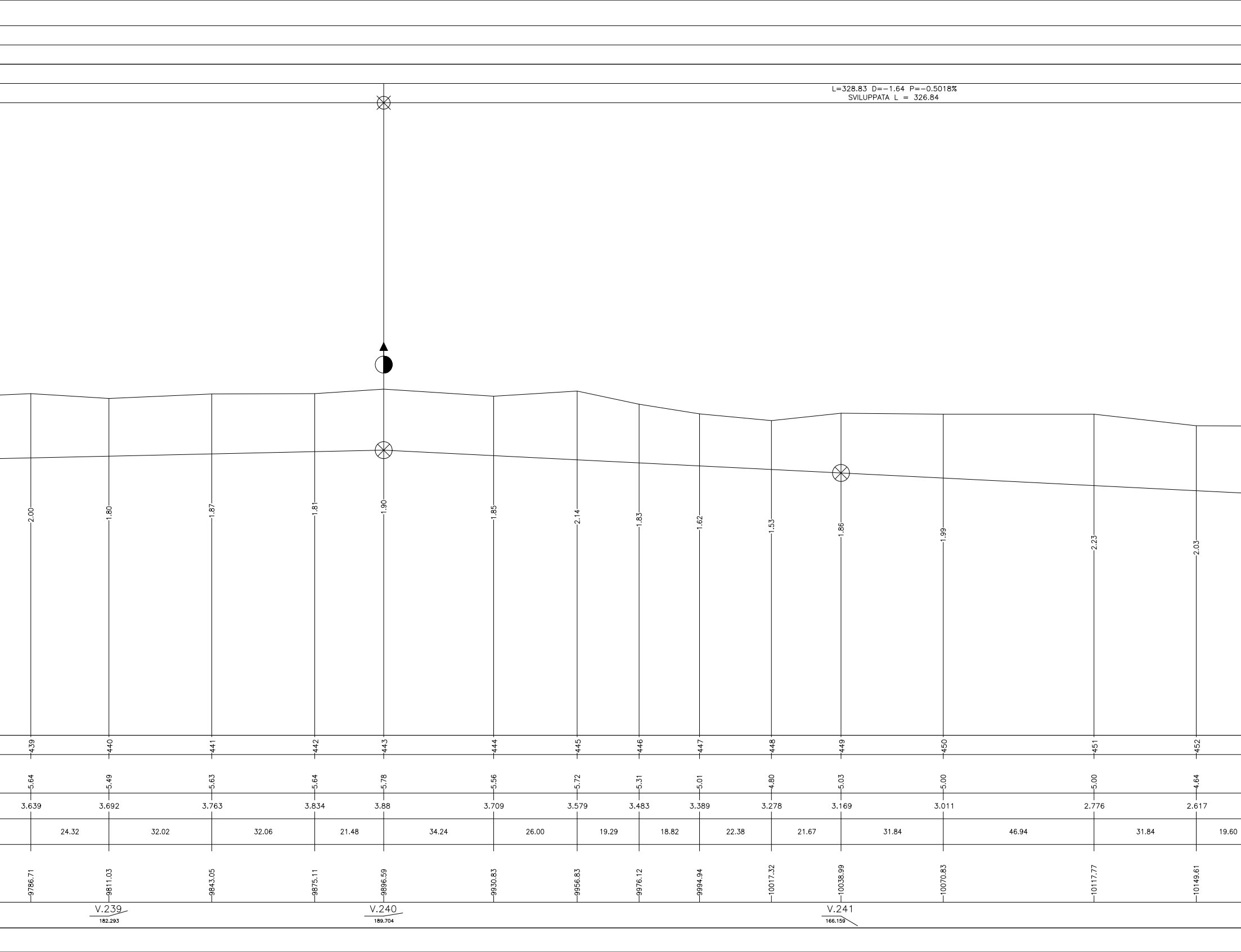
L=328.83 D=−1.64 P=−0.5018%
SVILUPPATA L = 326.84
2.00
1.80
1.87
1.81
1.90
1.85
2.14
1.83
1.62
1.53
1.86
1.99
2.23
2.03
439
440
441
442
443
444
445
446
447
448
449
450
451
452
5.64
5.49
5.63
5.64
5.78
5.56
5.72
5.31
5.01
4.80
5.03
5.00
5.00
4.64
3.639
3.692
3.763
3.834
3.88
3.709
3.579
3.483
3.389
3.278
3.169
3.011
2.776
2.617
24.32
32.02
32.06
21.48
34.24
26.00
19.29
18.82
22.38
21.67
31.84
46.94
31.84
19.60
9786.71
9811.03
9843.05
9875.11
9896.59
9930.83
9956.83
9976.12
9994.94
10017.32
10038.99
10070.83
10117.77
10149.61
V.239
182.293
V.240
189.704
V.241
166.159

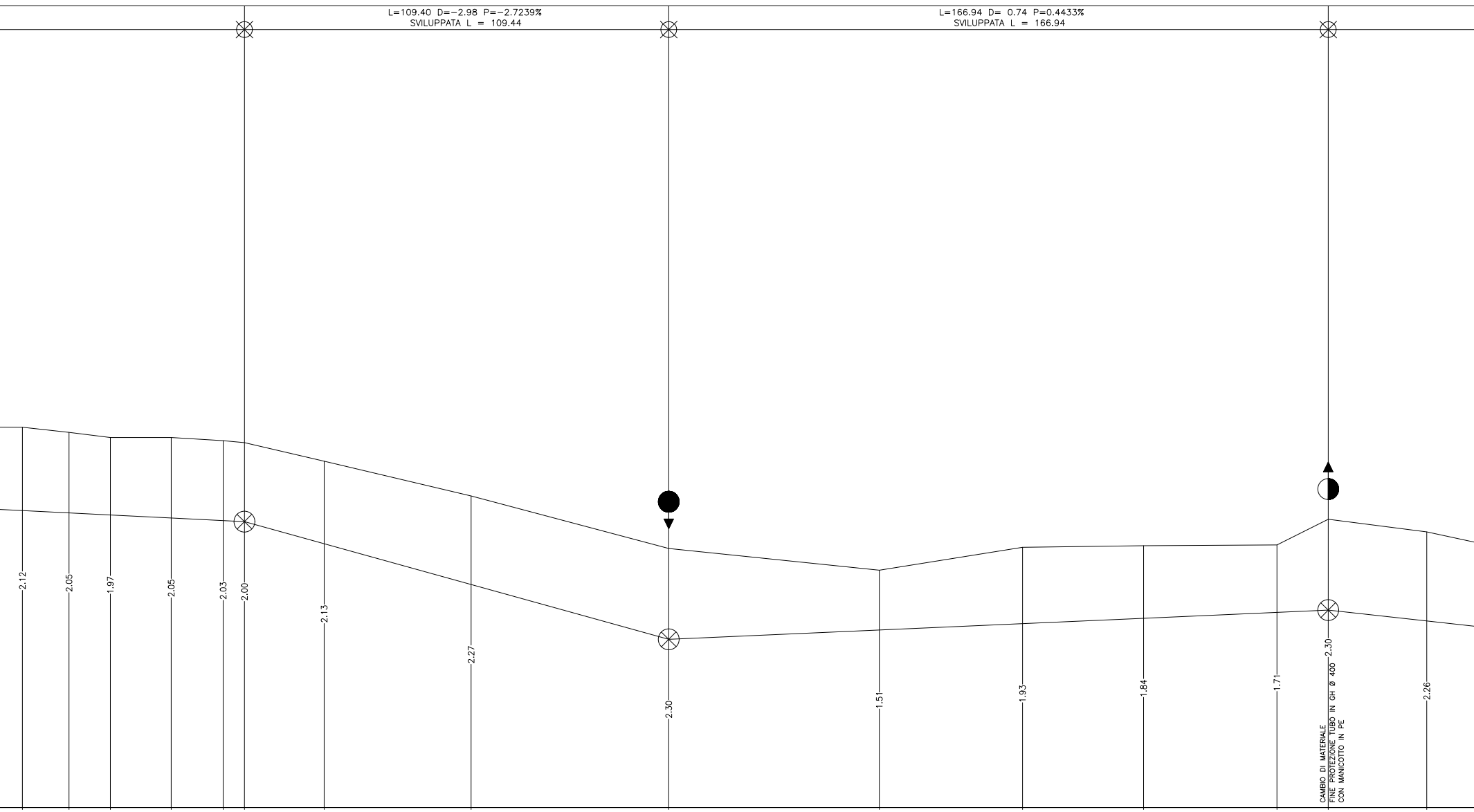
L=109.40 D=−2.98 P=−2.7239%
SVILUPPATA L = 109.44
L=166.94 D= 0.74 P=0.4433%
SVILUPPATA L = 166.94
2.12
2.05
1.97
2.05
2.03
2.00
2.13
2.27
2.30
1.51
1.93
1.84
1.71
2.30
CAMBIO DI MATERIALE
FINE PROTEZIONE TUBO IN GH Ø 400
CON MANICOTTO IN PE
2.26

453	454	455	456	457	458	459	460	461	462	463	464	465	466	467
4.63	4.50	4.37	4.37	4.29	4.24	3.77	2.89	1.56	1.01	1.59	1.63	1.65	2.30	1.98
2.52	2.461	2.408	2.332	2.266	2.24	1.68	0.648	−0.74	−0.504	−0.343	−0.208	−0.058	0.00	−0.275
	11.80	10.47	15.40	13.15	5.39	20.18	37.19	50.03	53.31	36.25	30.64	33.76	12.98	24.94
10169.21	10181.01	10191.48	10206.88	10220.03	10225.42	10245.60	10282.79	10332.82	10386.13	10422.38	10453.02	10486.78	10499.76	10524.70

V.242
153.937

V.243
199.577

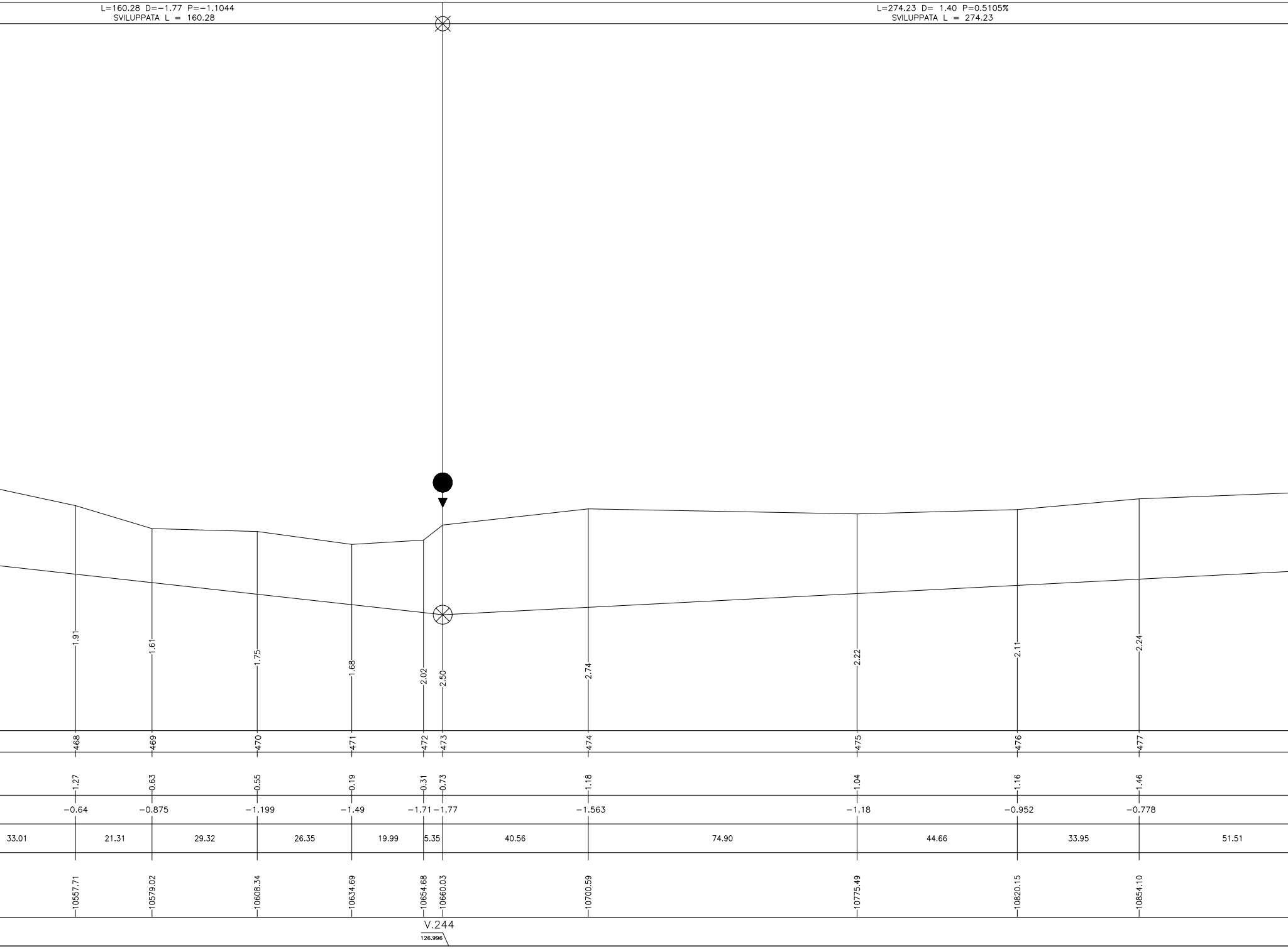
L=160.28 D=−1.77 P=−1.1044
SVILUPPATA L = 160.28
L=274.23 D= 1.40 P=0.5105%
SVILUPPATA L = 274.23
33.01
21.31
29.32
26.35
19.99
5.35
40.56
74.90
44.66
33.95
51.51
V.244
126.996

	1.91	1.61	1.75	1.68	2.02	2.50	2.74	2.22	2.11	2.24
	468	469	470	471	472	473	474	475	476	477
	1.27	0.63	0.55	0.19	0.31	0.73	1.18	1.04	1.16	1.46
	−0.64	−0.875	−1.199	−1.49	−1.71	−1.77	−1.563	−1.18	−0.952	−0.778
	10557.71	10579.02	10608.34	10634.69	10654.68	10660.03	10700.59	10775.49	10820.15	10854.10

LARGHEZZA = 0.90 m

PVC–A Ø500 L=1306.91 m

L=412.26 D=–1.22 P= –0.2959%
SVILUPPATA L = 412.26

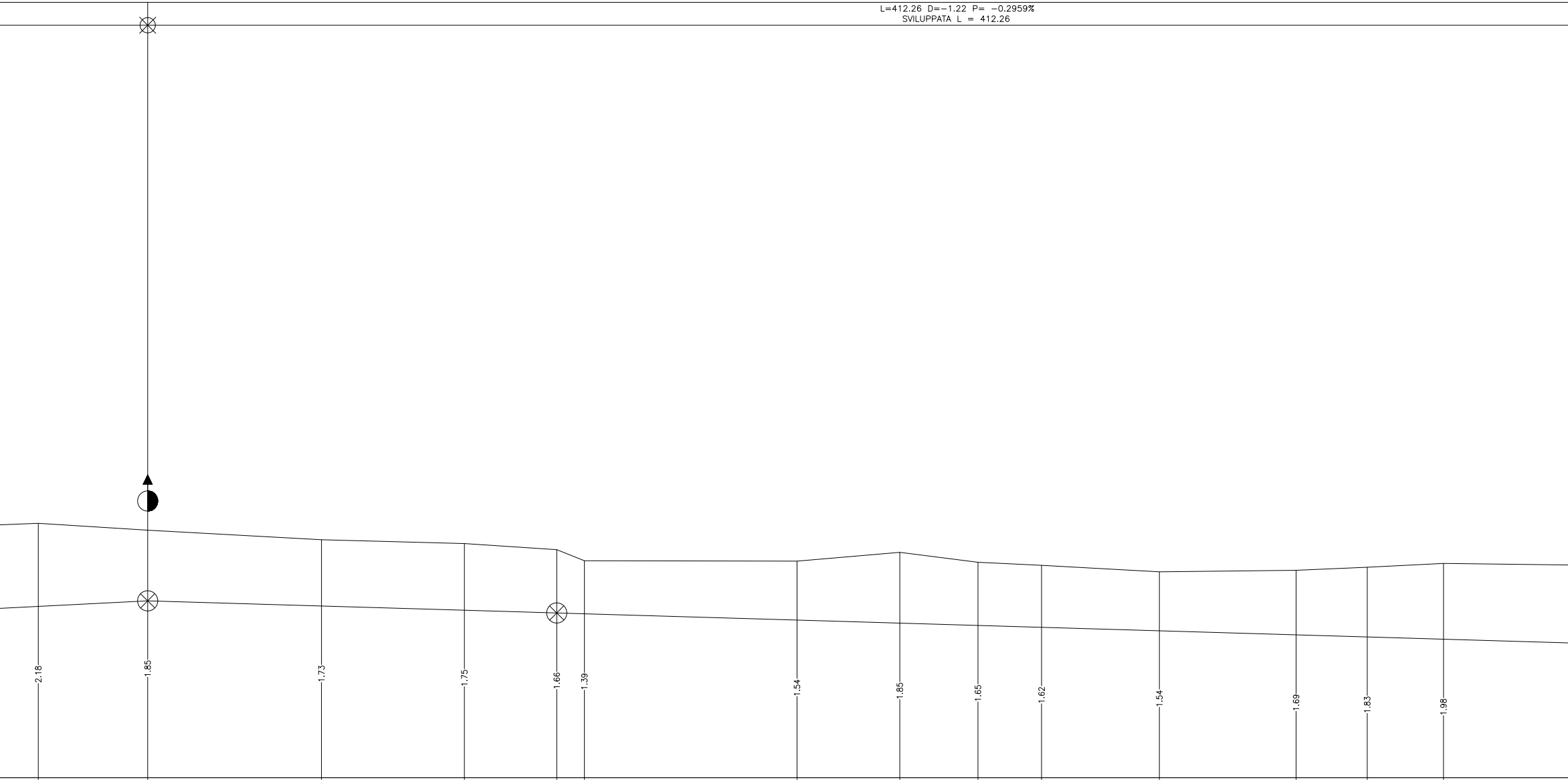

2.18	1.85	1.73	1.75	1.66	1.39	1.54	1.85	1.65	1.62	1.54	1.69	1.83	1.98
478	479	480	481	482	483	484	485	486	487	488	489	490	491
1.66	1.48	1.23	1.13	0.97	0.68	0.67	0.90	0.64	0.56	0.39	0.43	0.51	0.61
–0.515	–0.37	–0.505	–0.615	–0.687	–0.709	–0.873	–0.953	–1.014	–1.063	–1.154	–1.26	–1.315	–1.374
28.65	45.51	37.42	24.19	7.24	55.68	26.91	20.47	16.65	30.86	35.80	18.63	19.97	40.48
10905.61	10934.26	10979.77	11017.19	11041.38	11048.62	11104.30	11131.21	11151.68	11168.33	11199.19	11234.99	11253.62	11273.59
				V.245 185.583									

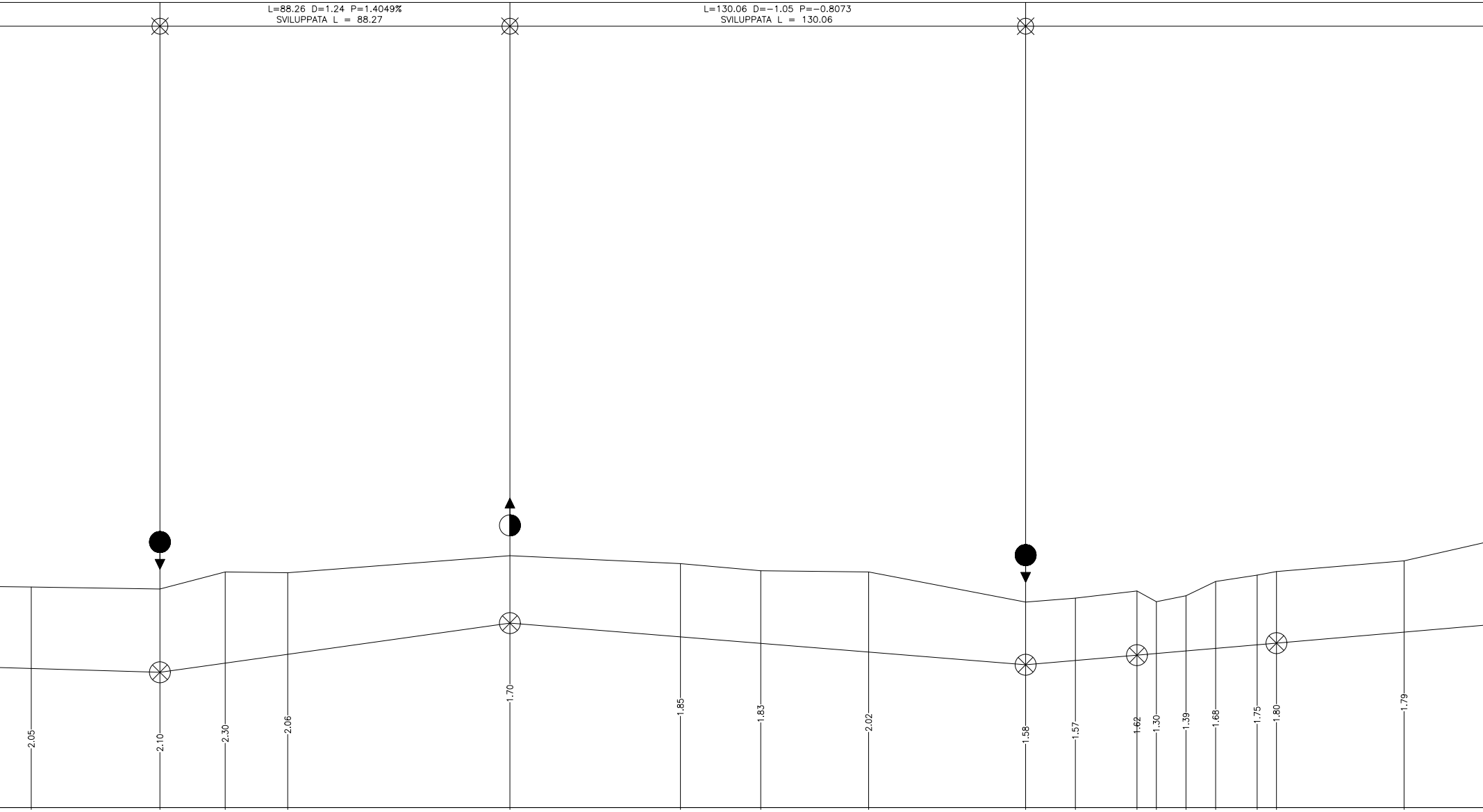
L=88.26 D=1.24 P=1.4049%
SVILUPPATA L = 88.27
L=130.06 D=−1.05 P=−0.8073
SVILUPPATA L = 130.06
2.05
2.10
2.30
2.06
1.70
1.85
1.83
2.02
1.58
1.57
1.62
1.30
1.39
1.68
1.75
1.80
1.79

492	493	494	495	496	497	498	499	500	501	502	503	504	505	506	507	508
0.56	0.51	0.94	0.92	1.35	1.15	0.97	0.94	0.18	0.28	0.46	0.19	0.34	0.70	0.86	0.95	1.22
−1.494	−1.59	−1.359	−1.137	−0.35	−0.697	−0.861	−1.08	−1.4	−1.292	−1.158	−1.116	−1.051	−0.987	−0.897	−0.855	−0.577
32.45	16.46	15.77	56.03	43.01	20.25	27.21	39.59	12.55	15.53	4.89	7.47	7.48	10.47	4.87	32.18	31.26
11314.07	11346.52	11362.98	11378.75	11434.78	11477.79	11498.04	11525.25	11564.84	11577.39	11592.92	11597.81	11605.28	11612.76	11623.23	11628.10	11660.28
		V.246 185.808					V.247 173.812	V.248 178.491		V.249 178.492				V.250 181.171		

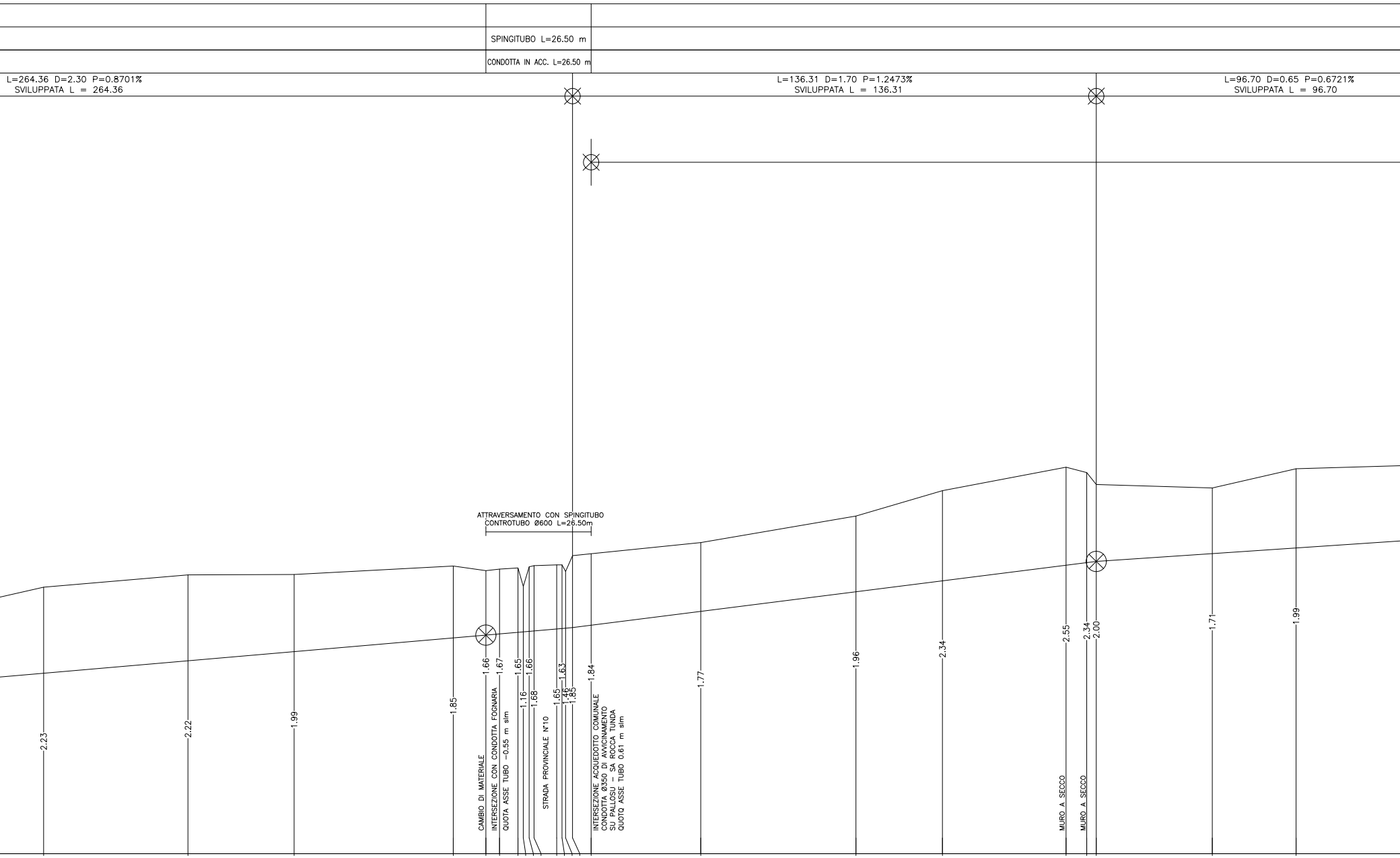
SPINGITUBO L=26.50 m
CONDOTTA IN ACC. L=26.50 m
L=264.36 D=2.30 P=0.8701%
SVILUPPATA L = 264.36
L=136.31 D=1.70 P=1.2473%
SVILUPPATA L = 136.31
L=96.70 D=0.65 P=0.6721%
SVILUPPATA L = 96.70
ATTRAVERSAMENTO CON SPINGITUBO
CONTROTUBO Ø600 L=26.50m
CAMBIO DI MATERIALE
INTERSEZIONE CON CONDOTTA FOGNARIA
QUOTA ASSE TUBO -0.55 m slm
STRADA PROVINCIALE N°10
INTERSEZIONE ACQUEDOTTO COMUNALE
CONDOTTA Ø350 DI AVVICINAMENTO
SU PALLOSU - SA ROCCA TUNDA
QUOTQ ASSE TUBO 0.61 m slm
MURO A SECCO
MURO A SECCO
2.23
2.22
1.99
1.85
1.66
1.67
1.65
1.16
1.66
1.68
1.65
1.63
1.46
1.85
1.84
1.77
1.96
2.34
2.55
2.34
2.00
1.71
1.99

509	1.93	-0.308	37.56	11691.54
510	2.25	0.016	27.63	11729.10
511	2.26	0.254	41.42	11756.73
512	2.48	0.611	8.49	11798.15
513	2.36	0.684	3.55	11806.64
514	2.40	0.715	4.80	11810.19
515	2.43	0.756	1.38	11814.99
516	1.95	0.768	1.53	11816.37
517	2.46	0.781	1.27	11817.90
518	2.49	0.792	5.90	11819.17
519	2.51	0.843	1.38	11825.07
520	2.51	0.855	0.93	11826.45
521	2.34	0.863	1.81	11827.38
522	2.75	0.88	4.84	11829.19
523	2.80	0.941	28.53	11834.03
524	3.09	1.301	40.39	11862.56
525	3.78	1.811	22.51	11902.95
526	4.44	2.095	32.17	11925.46
527	5.05	2.501	5.38	11957.63
528	4.91	2.569	2.48	11963.01
529	4.60	2.600	30.20	11965.49
530	4.51	2.803	21.81	11995.69
531	5.01	2.95	44.69	12017.50

V.251
100.974

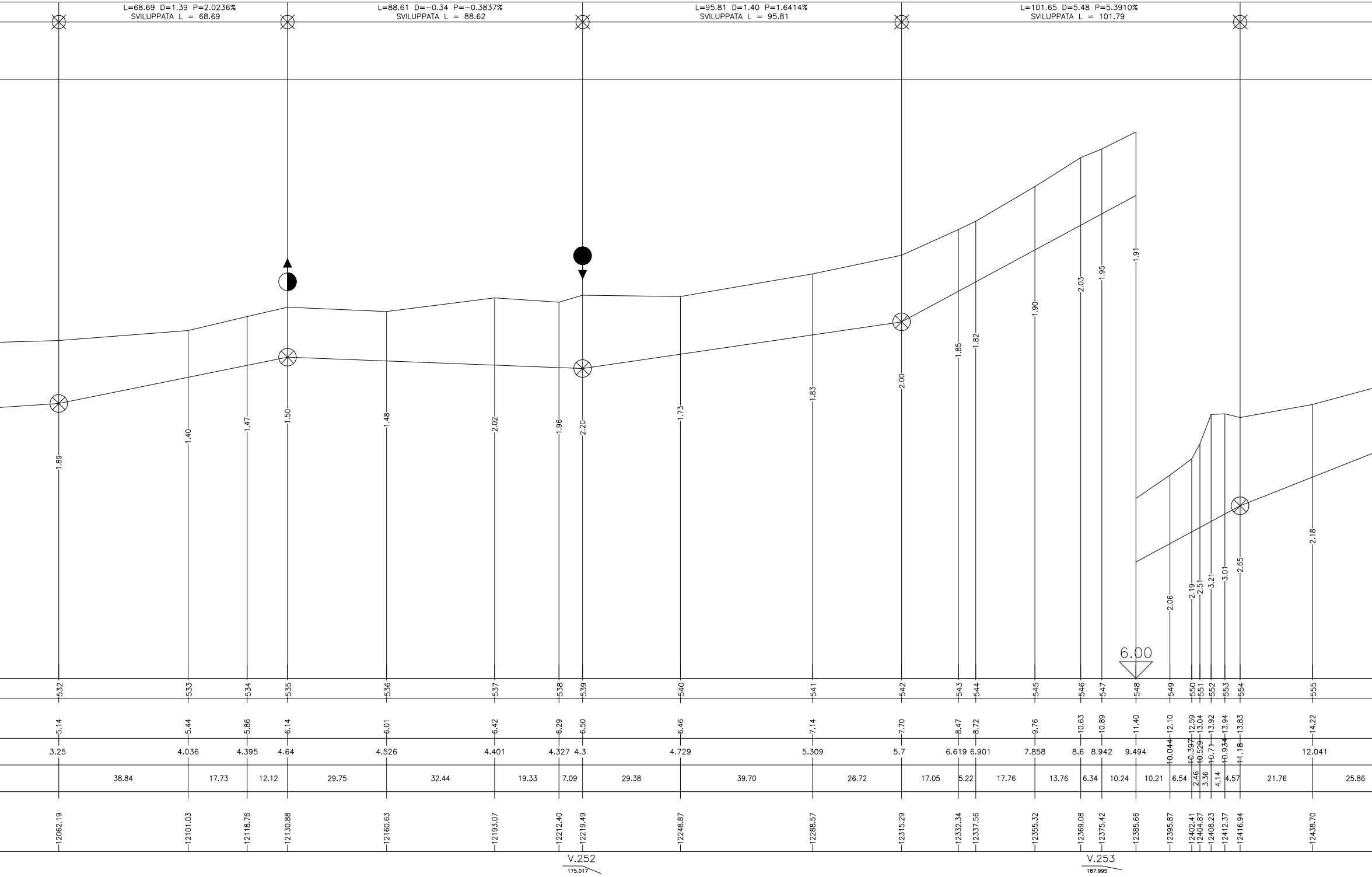
L=68.69 D=1.39 P=2.0236%
SVILUPPATA L = 68.69
L=88.61 D=-0.34 P=-0.3837%
SVILUPPATA L = 88.62
L=95.81 D=1.40 P=1.6414%
SVILUPPATA L = 95.81
L=101.65 D=5.48 P=5.3910%
SVILUPPATA L = 101.79
1.89
1.40
1.47
1.50
1.48
2.02
1.96
2.20
1.73
1.83
2.00
1.85
1.82
1.90
2.03
1.95
1.91
2.06
2.19
2.51
3.21
3.01
2.65
2.18
6.00
532
533
534
535
536
537
538
539
540
541
542
543
544
545
546
547
548
549
550
551
552
553
554
555
5.14
5.44
5.86
6.14
6.01
6.42
6.29
6.50
6.46
7.14
7.70
8.47
8.72
9.76
10.63
10.89
11.40
12.10
12.59
13.04
13.92
13.94
13.83
14.22
3.25
4.036
4.395
4.64
4.526
4.401
4.327
4.3
4.729
5.309
5.7
6.619
6.901
7.858
8.6
8.942
9.494
10.044
10.397
10.529
10.71
10.934
11.18
12.041
38.84
17.73
12.12
29.75
32.44
19.33
7.09
29.38
39.70
26.72
17.05
5.22
17.76
13.76
6.34
10.24
10.21
6.54
2.46
3.36
4.14
4.57
21.76
25.86
12062.19
12101.03
12118.76
12130.88
12160.63
12193.07
12212.40
12219.49
12248.87
12288.57
12315.29
12332.34
12337.56
12355.32
12369.08
12375.42
12385.66
12395.87
12402.41
12404.87
12408.23
12412.37
12416.94
12438.70
V.252
175.017
V.253
187.995

LARGHEZZA 0.80 m

GHISA SFEROIDALE Ø 400 L= 1440.93 m

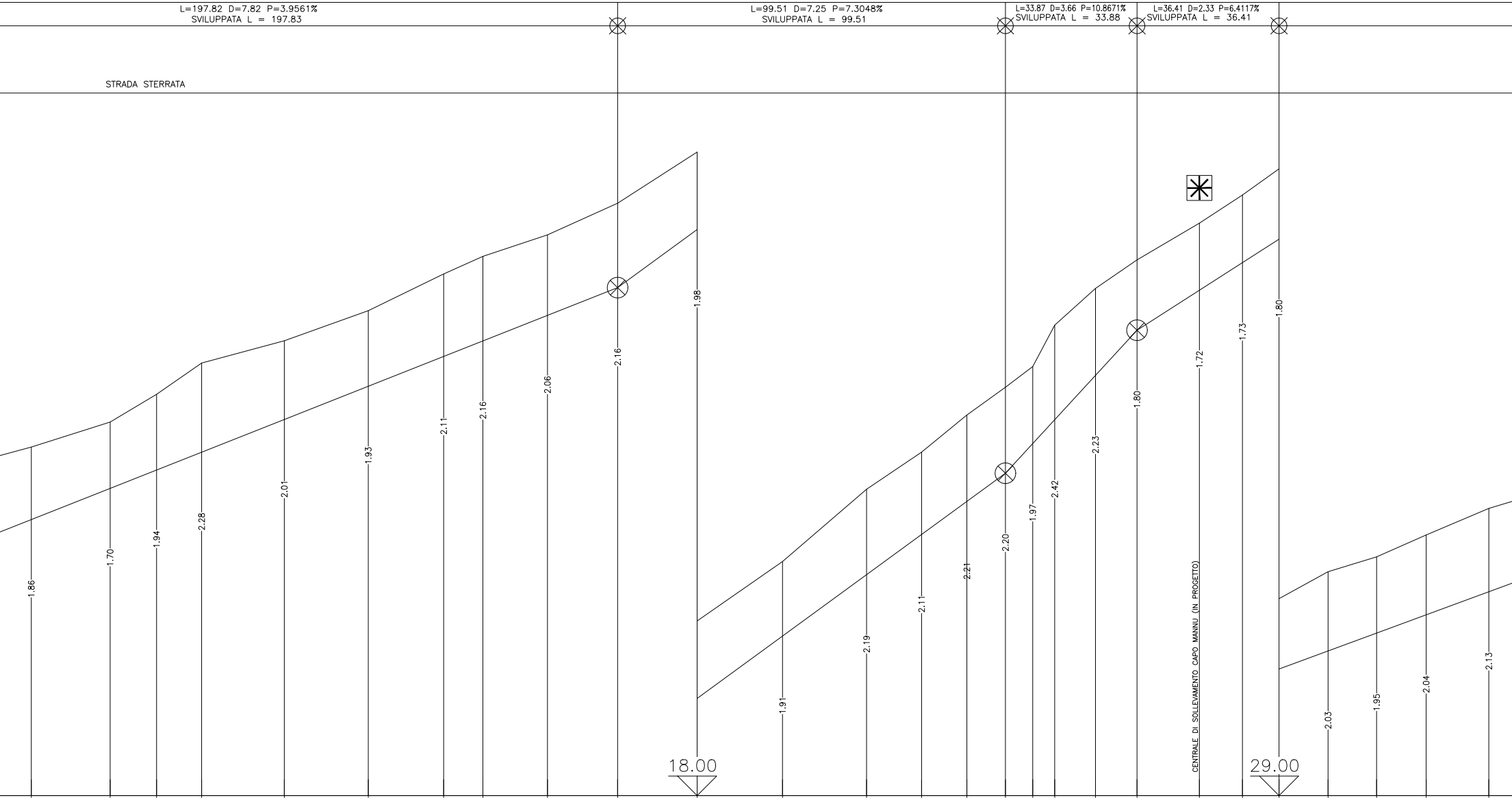

L=197.82 D=7.82 P=3.9561%
SVILUPPATA L = 197.83
L=99.51 D=7.25 P=7.3048%
SVILUPPATA L = 99.51
L=33.87 D=3.66 P=10.8671%
SVILUPPATA L = 33.88
L=36.41 D=2.33 P=6.4117%
SVILUPPATA L = 36.41
STRADA STERRATA
CENTRALE DI SOLLEVAMENTO CAPO MANNU (IN PROGETTO)
18.00
29.00

556	557	558	559	560	561	562	563	564	565	566	567	568	569	570
1.86	1.70	1.94	2.28	2.01	1.93	2.11	2.16	2.06	2.16	1.98	1.91	2.19	2.11	2.21
14.92	15.56	16.27	17.07	17.64	18.41	19.35	19.80	20.35	21.16	22.47	23.99	25.84	26.79	27.74
13.064	13.862	14.332	14.788	15.625	16.476	17.239	17.636	18.29	19	20.487	22.083	23.654	24.683	25.529
20.18	11.88	11.53	21.16	21.49	19.29	10.04	16.53	17.95	20.35	21.85	21.51	14.08	11.59	9.87
12464.56	12484.74	12496.62	12508.15	12529.31	12550.80	12570.09	12580.13	12596.66	12614.61	12634.96	12656.81	12678.32	12692.40	12703.99
												V.254 193.023		

571	572	573	574	575	576	577	578	579	580	581	582
2.20	1.97	2.42	2.23	1.80	1.72	1.73	1.80	2.03	1.95	2.04	2.13
28.45	28.98	30.04	30.98	31.71	32.65	33.37	34.04	34.73	35.11	35.67	36.35
26.25	27.01	27.62	28.755	29.91	30.933	31.64	32.24	32.702	33.159	33.627	34.217
6.99	5.62	10.44	10.63	15.96	11.02	9.36	12.55	12.42	12.69	16.03	
12713.86	12720.85	12726.47	12736.91	12747.54	12763.50	12774.52	12783.88	12796.43	12808.85	12821.54	12837.57
							V.255 190.329				

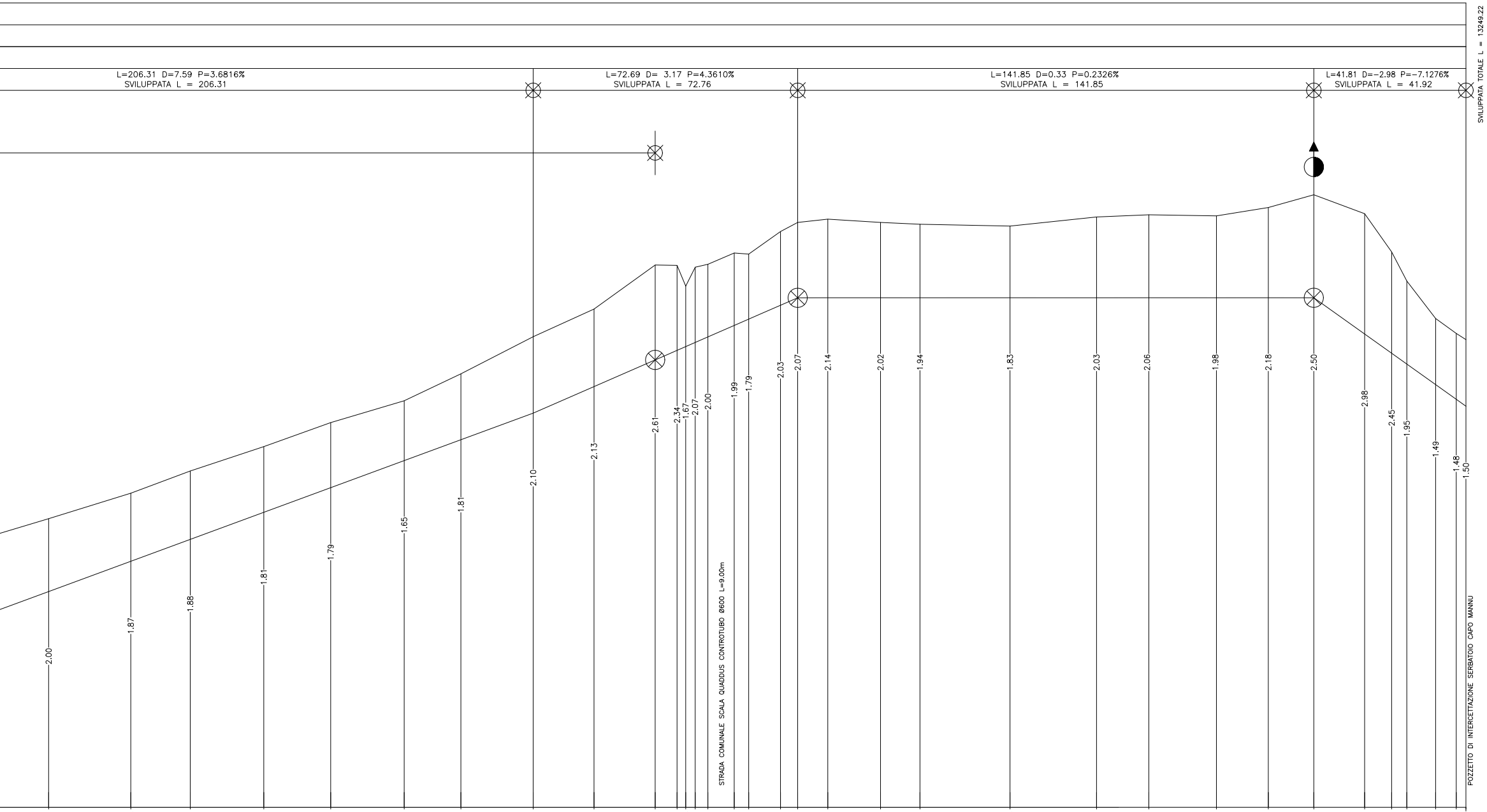
L=206.31 D=7.59 P=3.6816%
SVILUPPATA L = 206.31
L=72.69 D= 3.17 P=4.3610%
SVILUPPATA L = 72.76
L=141.85 D=0.33 P=0.2326%
SVILUPPATA L = 141.85
L=41.81 D=-2.98 P=-7.1276%
SVILUPPATA L = 41.92
SVILUPPATA TOTALE L = 13249.22
STRADA COMUNALE SCALA QUADDUS CONTROTUBO Ø600 L=9.00m
POZZETTO DI INTERCETTAZIONE SERBATOIO CAPO MANNU
2.00
1.87
1.88
1.81
1.79
1.65
1.81
2.10
2.13
2.61
2.34
1.67
2.07
2.00
1.99
1.79
2.03
2.07
2.14
2.02
1.94
1.83
2.03
2.06
1.98
2.18
2.50
2.98
2.45
1.95
1.49
1.48
1.50

			19.30	
583	36.93	34.927		12856.87
			22.58	
584	37.63	35.759		12879.45
			16.34	
585	38.24	36.361		12895.79
			20.21	
586	38.91	37.105		12916.00
			18.39	
587	39.57	37.782		12934.39
			20.20	
588	40.17	38.526		12954.59
			15.58	
589	40.91	39.099		12970.17
			19.87	
590	41.93	39.83		12990.04
			16.72	
591	42.69	40.077		13006.76
			16.81	
592	43.90	40.326		13023.57
			6.01	
593	43.89	40.414		13029.58
			2.38	
594	43.32	40.45		13031.96
			2.61	
595	43.84	40.488		13034.57
			3.48	
596	43.92	40.54		13038.05
			7.24	
597	44.23	40.647		13045.29
			3.98	
598	44.20	40.705		13049.27
			8.74	
599	44.82	40.835		13058.01
			4.72	
600	45.07	40.904		13062.73
			8.28	
601	45.16	41.027		13071.01
			14.49	
602	45.07	41.241		13085.50
			10.84	
603	45.02	41.401		13096.34
			24.75	
604	44.97	41.767		13121.09
			23.78	
605	45.22	42.118		13144.87
			14.37	
606	45.28	42.331		13159.24
			18.58	
607	45.25	42.605		13177.82
			14.26	
608	45.48	42.816		13192.08
			12.50	
609	45.83	43.33		13204.58
			13.97	
610	45.31	42.334		13218.55
			7.42	
611	44.26	41.806		13225.97
			4.17	
612	43.46	41.508		13230.14
			7.92	
613	42.43	40.944		13238.06
			5.67	
614	42.02	40.54		13243.73
			2.66	
615	41.85	40.35		13244.76

V.256
191.567

V.257
168.450

V.258
150.771

V.259

REGIONE AUTONOMA DELLA SARDEGNA

E.G.A.S. - SARDEGNA
ENTE DI GOVERNO DELL'AMBITO DELLA SARDEGNA

ABBANOA S.p.A.
Gestore Unico del Servizio Idrico Integrato della Regione Sardegna

SETTORE COMPLESSO GESTIONE ATTIVA PERDITE - IL DIRIGENTE: DOTT. SANDRO MURTAS

INTERVENTO

PROGETTO ESECUTIVO
SCHEMA N. 31 TIRSO
CONDOTTA ALIMENTAZIONE DELLE ZONE COSTIERE
ID 2004 - 532

ELABORATO

PROFILO ESECUTIVO
RAMO DA PARTITORE CAPO MANNU A SERBATOIO CAPO MANNU
PARTE C

IL RESPONSABILE DELLA U.B. RETI IDRICHE:
Ing. Daniele Piras

IL RESPONSABILE DEL PROCEDIMENTO:
Ing. Daniele Piras

IL RESPONSABILE DELLA PROGETTAZIONE:
FINALCA Ingegneria srl Ing. Alfredo Postiglione

GRUPPO DI PROGETTAZIONE:
Sardegna Ingegneria Scarl
Ing. Umberto Pautasso
Quantica Ingegneria S.r.l.
Ing. Giuseppe Vacca

Ing. Gianluca Maria Salvia
Ing. Nicola Polese
Geologa Valentina Murtas
Agronoma Marta Canu

1	Rev. procedura VIA	A.F.	R.S.	U. Pautasso	Ottobre 2019
0	Prima emissione	D.C.	R.S.	U. Pautasso	Settembre 2019
REV	DESCRIZIONE	ELABORATO	VERIFICATO	APPROVATO	DATA

Elaborato: 2004-532_FINAREST018R0	Scala: 1:1.000-1:10.000	File: 2004-532_FINAREST018R0