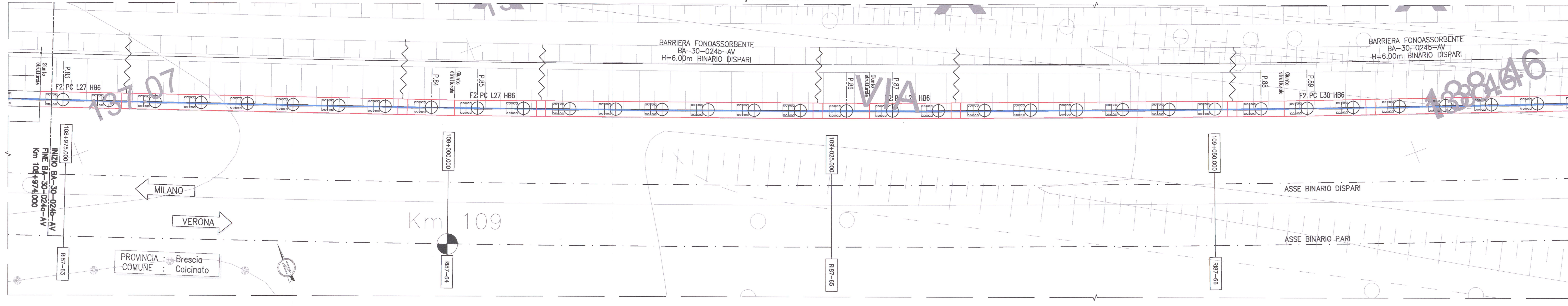
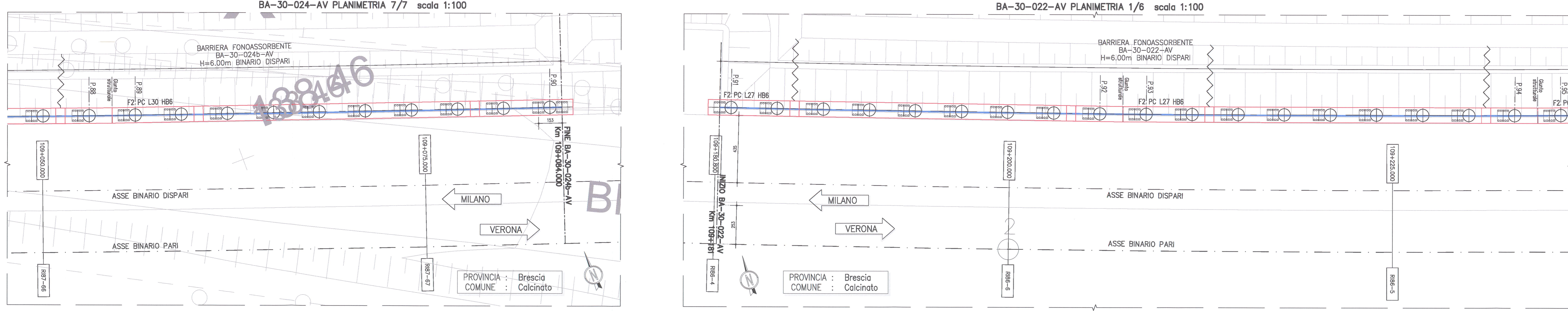


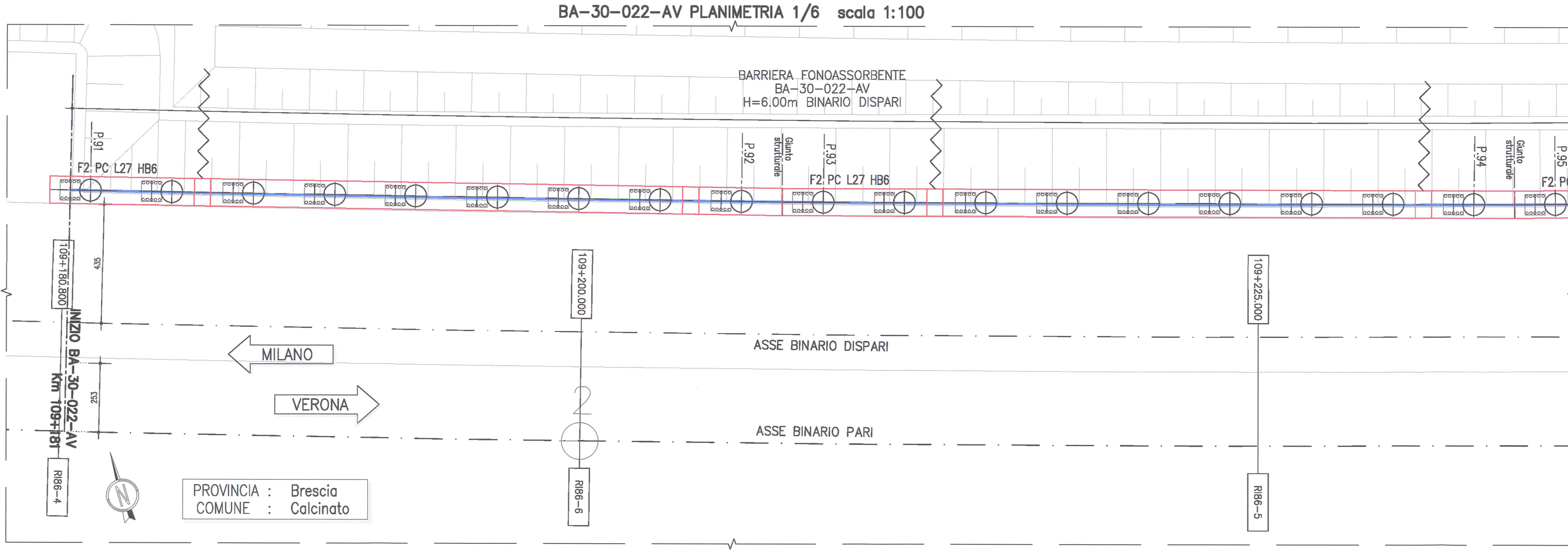
BA-30-024-AV PLANIMETRIA 5/7 scala 1:100



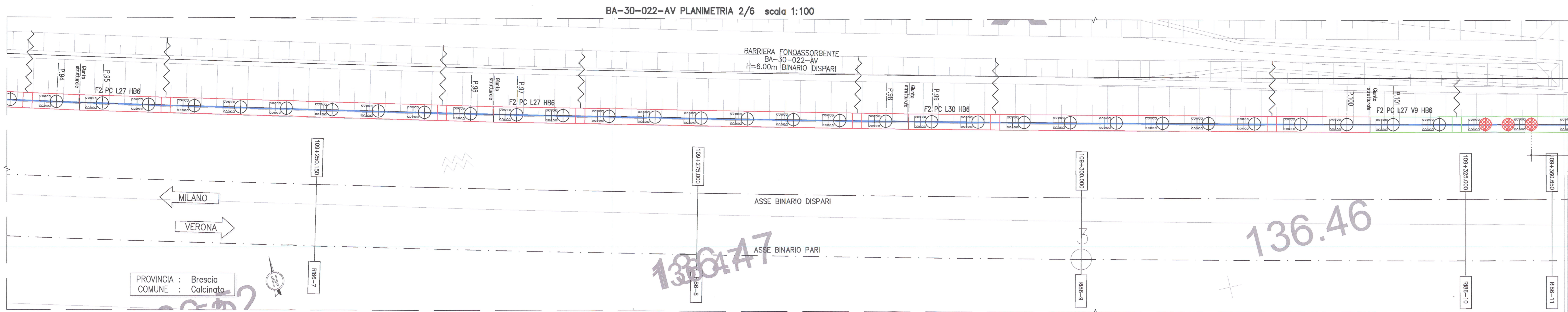
BA-30-024-AV PLANIMETRIA 6/7 scala 1:100



BA-30-024-AV PLANIMETRIA 7/7 scala 1:100



BA-30-022-AV PLANIMETRIA 1/6 scala 1:100



BA-30-022-AV PLANIMETRIA 2/6 scala 1:100

TABELLA TRACCIAMENTO PALI

Table with columns: N° PALO, PK, Coord. X, Coord. Y. Lists stationing points and coordinates for the project.

DISEGNI DI RIFERIMENTO

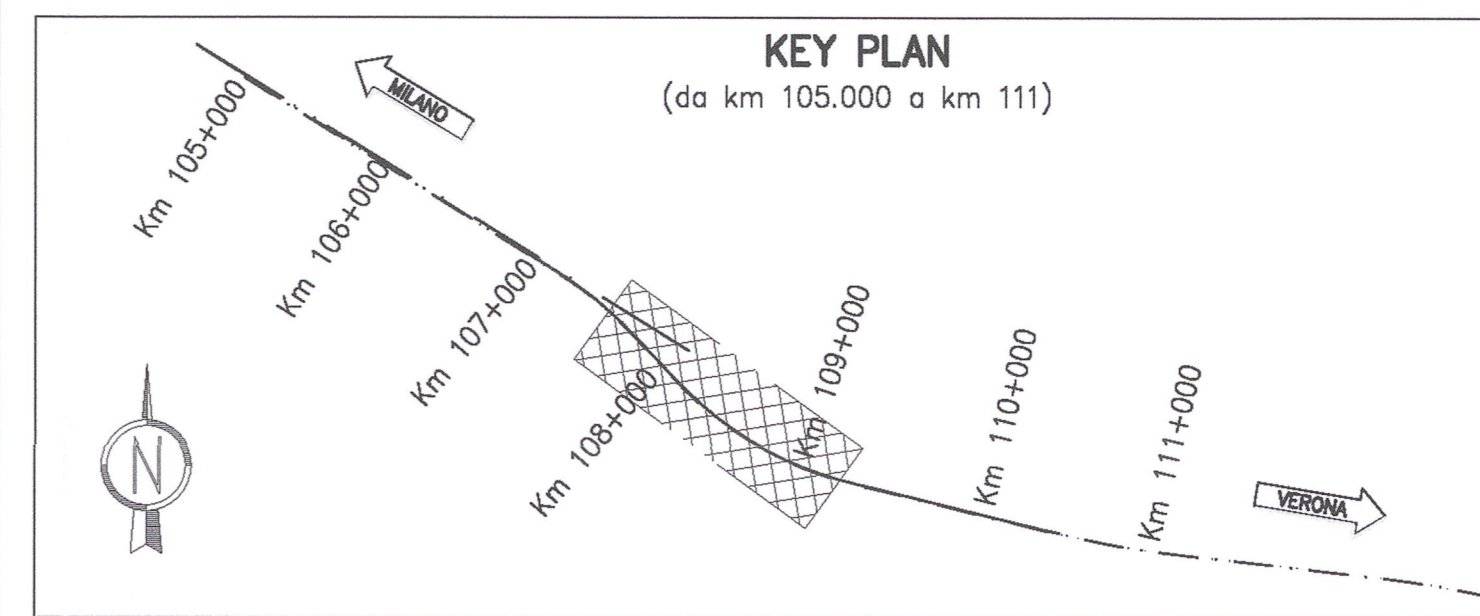
Table mapping descriptions of reference drawings to their respective codes.

LEGENDA

Legend defining symbols for directions, barriers, poles, and track types. Includes a 'Tabella Pali' table for pole dimensions.

NOTE GENERALI

- General notes regarding work execution and safety instructions.



COMPARTITORE section featuring the logo of RFI Gruppo Ferrovie dello Stato.

ALTA SUPERVIGILANZA section featuring the logo of ITALFERR Gruppo Ferrovie dello Stato.

GENERAL CONTRACTOR section featuring the logo of Cepav due.

INFRASTRUTTURE FERROVIARIE STRATEGICHE DEFINITE DALLA LEGGE OBBIETTIVO N. 443/01

LINEA A.V./A.C. TORINO - VENEZIA Tratta MILANO - VERONA Lotto funzionale Brescia-Verona PROGETTO ESECUTIVO

BA23 LINEA AV/AC LATO B.D. DA PK 105+034 A PK 110+542 FONDAZIONI BARRIERE ANTIRUMORE PLANIMETRIA DI TRACCIAMENTO FONDAZIONI. TAV. 3 DI 8

Project details including commission data, date (29 MAG 2020), and various approval stamps.