Tipo N. C 1

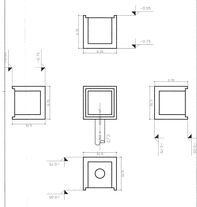

Scala 1:20

Tipo N. C 2

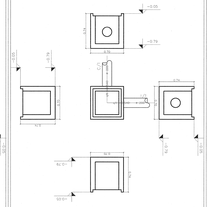

Scala 1:20

Tipo N. C 3

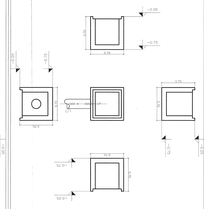

Scala 1:20

Tipo N. I 1

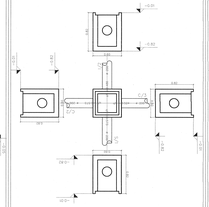

Scala 1:20

Tipo N. I 2

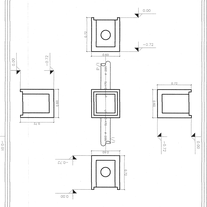

Scala 1:20

Tipo N. P 1

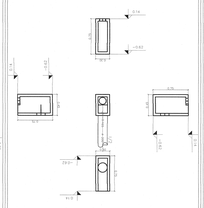

Scala 1:20

Rete n1

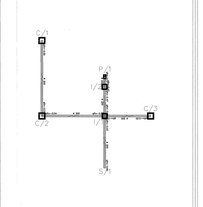

Scala 1:20

POZZETTI

Tipo N.		quota z1 [m]	a/ad [m]	Sup. pozzetto [m2]	pesopoz. [t/mq]	tmax. [t/mq]	pesopoz. [t/mq]	Sup. pozzetto [m2]	pesopoz. [t/mq]	pesopoz. [t/mq]
C	1	0.050	-0.70	84.11	7.843	0.00 / 0.00	0.000	0.00	0.000	7.843
C	2	0.050	-0.74	79.51	8.631	0.00 / 0.00	0.000	0.00	0.000	8.631
C	3	0.050	-0.70	90.53	7.544	0.00 / 0.00	0.000	0.00	0.000	7.544
S	1	0.000	-0.70	0.00	0.000	0.00 / 0.00	0.000	0.00	0.000	0.000
I	1	0.000	-0.82	0.00	0.000	0.00 / 0.00	0.000	0.00	0.000	0.000
I	2	0.000	-0.72	0.00	0.000	0.00 / 0.00	0.000	0.00	0.000	0.000
P	1	0.135	-0.70	0.00	0.000	0.00 / 0.00	0.000	25.92	2.160	2.160

RETE FOGNARIA

Pozzetto iniziale	Pozzetto finale	Lunghezza [m]	Diametro [mm]	quota fondo pozzetto iniz. [m]	quota fondo pozzetto fin. [m]	Pendenza [i]	Portata [l/sec]	Altezza [mm]	Percentuale riempim. [%]
C/1	C/2	8.01	200	-0.500	-0.546	7.845	70	35	
C/2	I/1	6.69	200	-0.546	-0.573	6.476	90	45	
I/1	S/1	5.52	200	-0.573	-0.605	24.180	120	60	
P/1	I/2	1.08	200	-0.465	-0.470	2.160	40	20	
I/2	I/1	3.11	200	-0.470	-0.489	2.160	40	20	
C/3	I/1	4.88	200	-0.500	-0.524	7.544	70	35	

Tipo N. P 2

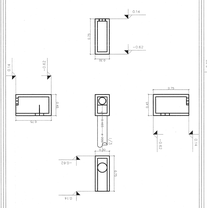

Scala 1:20

Tipo N. I 3

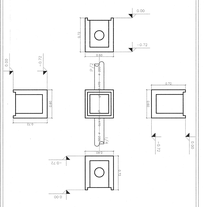

Scala 1:20

Tipo N. I 4

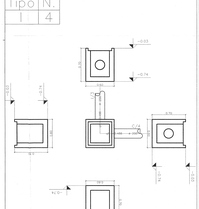

Scala 1:20

Tipo N. C 4

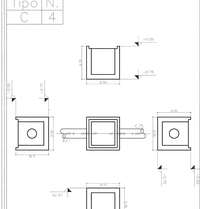

Scala 1:20

Tipo N. P 3

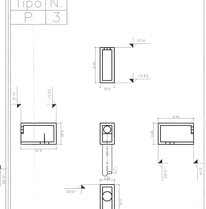

Scala 1:20

Tipo N. I 5

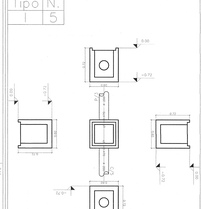

Scala 1:20

Tipo N. C 5

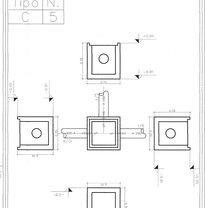

Scala 1:20

Tipo N. I 6

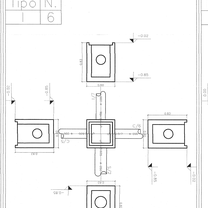

Scala 1:20

Tipo N. I 7

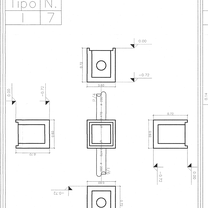

Scala 1:20

Tipo N. P 4

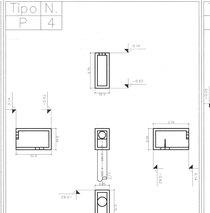

Scala 1:20

Tipo N. C 6

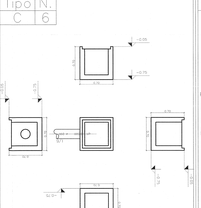

Scala 1:20

Rete n2



Scala 1:20

POZZETTI

Tipo N.		quota z1 [m]	a/ad [m]	Sup. pozzetto [m2]	pesopoz. [t/mq]	tmax. [t/mq]	pesopoz. [t/mq]	Sup. pozzetto [m2]	pesopoz. [t/mq]	pesopoz. [t/mq]
P	2	0.135	-0.75	0.00	0.000	0.00 / 0.00	0.000	52.56	4.380	4.380
I	3	0.000	-0.72	0.00	0.000	0.00 / 0.00	0.000	0.00	0.000	0.000
I	4	0.025	-0.70	0.00	0.000	0.00 / 0.00	0.000	0.00	0.000	0.000
C	4	0.050	-0.70	89.98	7.499	0.00 / 0.00	0.000	0.00	0.000	7.499
P	3	0.135	-0.75	0.00	0.000	0.00 / 0.00	0.000	39.98	3.330	3.330
I	5	0.000	-0.72	0.00	0.000	0.00 / 0.00	0.000	0.00	0.000	0.000
C	5	0.050	-0.78	89.45	7.454	0.00 / 0.00	0.000	0.00	0.000	7.454
I	6	0.025	-0.83	0.00	0.000	0.00 / 0.00	0.000	0.00	0.000	0.000
I	7	0.000	-0.72	0.00	0.000	0.00 / 0.00	0.000	0.00	0.000	0.000
P	4	0.135	-0.75	0.00	0.000	0.00 / 0.00	0.000	39.06	3.255	3.255
S	2	0.000	-0.75	0.00	0.000	0.00 / 0.00	0.000	0.00	0.000	0.000
C	6	0.050	-0.75	88.91	7.409	0.00 / 0.00	0.000	0.00	0.000	7.409

RETE FOGNARIA

Pozzetto iniziale	Pozzetto finale	Lunghezza [m]	Diametro [mm]	quota fondo pozzetto iniz. [m]	quota fondo pozzetto fin. [m]	Pendenza [i]	Portata [l/sec]	Altezza [mm]	Percentuale riempim. [%]
P/2	I/3	1.08	200	-0.465	-0.470	4.380	50	25	
I/3	I/4	3.11	200	-0.470	-0.489	4.380	50	25	
I/4	C/4	2.27	200	-0.489	-0.497	4.380	50	25	
C/4	C/5	12.53	200	-0.500	-0.563	11.8776	80	40	
C/5	I/6	7.40	200	-0.563	-0.605	22.663	120	60	
I/6	S/2	5.52	250	-0.620	-0.653	33.327	138	55	
P/3	I/5	1.08	200	-0.465	-0.470	3.330	50	25	
I/5	C/5	3.11	200	-0.470	-0.489	3.330	50	25	
P/4	I/7	1.08	200	-0.465	-0.470	3.255	50	25	
I/7	I/6	3.11	200	-0.470	-0.489	3.255	50	25	
C/6	I/6	3.41	200	-0.500	-0.517	7.409	70	35	

DISEGNI DI RIFERIMENTO

PRIMA ALIMENTAZIONE					
RHF	00	I	V	N	01 0 0 0 0 0 0 Sch. 1000kV FCTE RFI RFI DI A 1 IT 00 00 Rumeria ejercito y cotas en cabecera catenaria
RHF	00	I	V	N	01 0 0 0 0 0 0 Sch. 1000kV FCTE RFI RFI DI A 1 IT 00 00 Rumeria ejercito
RHF	00	I	V	N	01 0 0 0 0 0 0 Sch. 1000kV FCTE RFI RFI DI A 1 IT 00 00 Rumeria ejercito
					Scala 1:500 Incremento documento - Prot.Generale, causale, Motivo(s) ecc.
RHF	00	I	V	N	01 0 0 0 0 0 0 Sch. 1000kV FCTE RFI RFI DI A 1 IT 00 00 Sezione di pista - Cuadro de cotas y pendientes (1 de 2)
RHF	00	I	V	N	01 0 0 0 0 0 0 Sch. 1000kV FCTE RFI RFI DI A 1 IT 00 00 Sezione di pista - Cuadro de cotas y pendientes (2 de 2)
RHF	00	I	V	N	01 0 0 0 0 0 0 Sch. 1000kV FCTE RFI RFI DI A 1 IT 00 00 Sezione di pista - Diagrama velocidad y pendientes (1 de 2)
RHF	00	I	V	N	01 0 0 0 0 0 0 Sch. 1000kV FCTE RFI RFI DI A 1 IT 00 00 Sezione di pista - Diagrama velocidad y pendientes (2 de 2)
RHF	00	I	V	N	01 0 0 0 0 0 0 Sch. 1000kV FCTE RFI RFI DI A 1 IT 00 00 Sezione di pista - Cuadro de cotas y pendientes (1 de 2)
RHF	00	I	V	N	01 0 0 0 0 0 0 Sch. 1000kV FCTE RFI RFI DI A 1 IT 00 00 Sezione di pista - Cuadro de cotas y pendientes (2 de 2)
RHF	00	I	V	N	01 0 0 0 0 0 0 Sch. 1000kV FCTE RFI RFI DI A 1 IT 00 00 Sezione di pista - Diagrama velocidad y pendientes (1 de 2)
RHF	00	I	V	N	01 0 0 0 0 0 0 Sch. 1000kV FCTE RFI RFI DI A 1 IT 00 00 Sezione di pista - Diagrama velocidad y pendientes (2 de 2)
RHF	00	I	V	N	01 0 0 0 0 0 0 Sch. 1000kV FCTE RFI RFI DI A 1 IT 00 00 Sezione di pista - Cuadro de cotas y pendientes
RHF	00	I	V	N	01 0 0 0 0 0 0 Sch. 1000kV FCTE RFI RFI DI A 1 IT 00 00 Sezione di pista - Diagrama velocidad y pendientes
					Scala 1:500 Incremento documento - Prot.Generale, causale, Motivo(s) ecc.