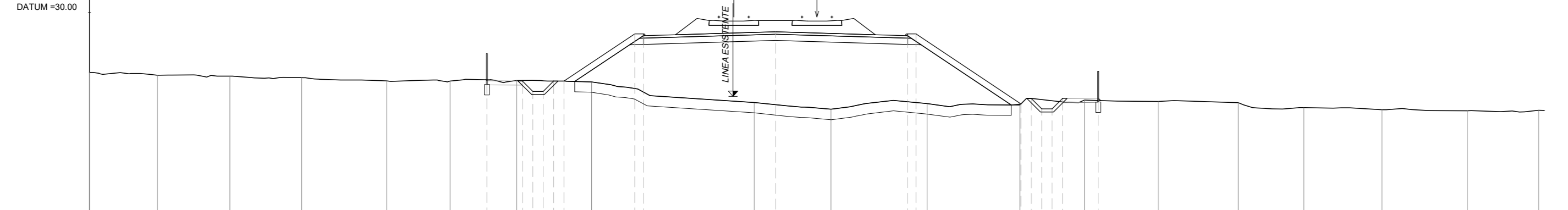
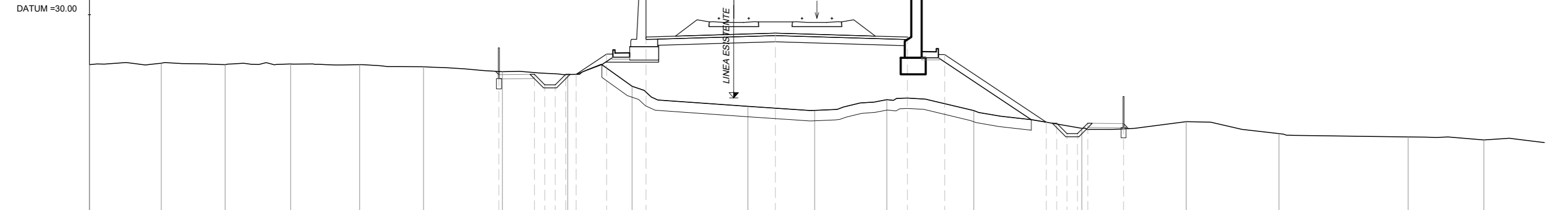


AREA	
Scavo	0.33 mq
Rilevato	48.78 mq
SubBallast	1.50 mq
Inertimento	3.05 mq
SuperCompattato	4.07 mq
Stradale	0.84 mq
Scotico	10.80 mq
Scavo fossi	0.91 mq
Anticipare	0.00



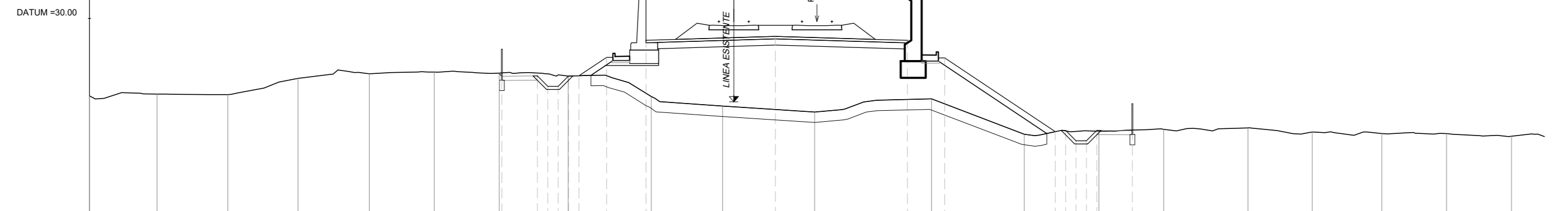
QUOTE TERRENO	27.15	26.99	26.95	26.88	26.73	26.72	26.74	26.85	26.88	26.90	26.91	26.92	26.93	26.94	26.95	26.96	26.97	26.98	26.99	27.00	
DIST. PROGRESSIVE TERRENO	38.00	39.73	40.95	42.78	44.61	46.44	48.27	50.10	51.93	53.76	55.59	57.42	59.25	61.08	62.91	64.74	66.57	68.40	70.23	72.06	73.89
QUOTE PROGETTO																					
DIST. PROGRESSIVE PROGETTO																					
DISTANZA BINARI																					

AREA	
Scavo	0.59 mq
Rilevato	48.80 mq
SubBallast	1.51 mq
Inertimento	3.11 mq
SuperCompattato	3.57 mq
Stradale	0.84 mq
Scotico	10.89 mq
Scavo fossi	0.85 mq
Anticipare	0.00



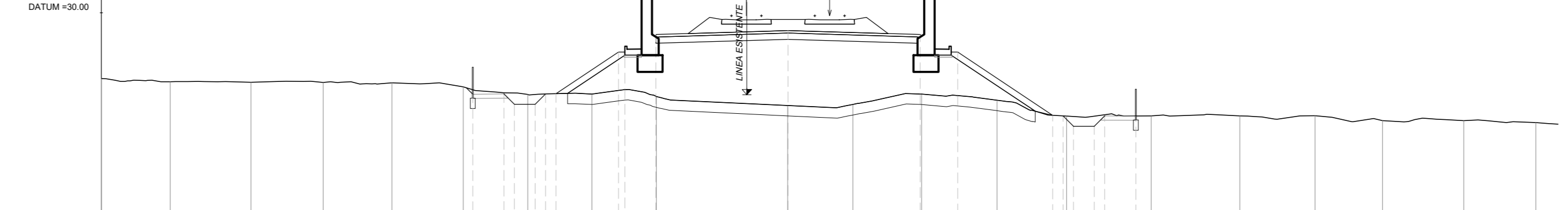
QUOTE TERRENO	27.93	27.85	27.83	27.83	27.83	27.83	27.83	27.83	27.83	27.83	27.83	27.83	27.83	27.83	27.83	27.83	27.83	27.83	27.83	27.83	27.83	
DIST. PROGRESSIVE TERRENO	38.00	39.73	40.95	42.78	44.61	46.44	48.27	50.10	51.93	53.76	55.59	57.42	59.25	61.08	62.91	64.74	66.57	68.40	70.23	72.06	73.89	
QUOTE PROGETTO																						
DIST. PROGRESSIVE PROGETTO																						
DISTANZA BINARI																						

AREA	
Scavo	0.03 mq
Rilevato	48.04 mq
SubBallast	1.51 mq
Inertimento	3.02 mq
SuperCompattato	3.57 mq
Stradale	0.84 mq
Scotico	11.34 mq
Scavo fossi	1.58 mq
Anticipare	0.00



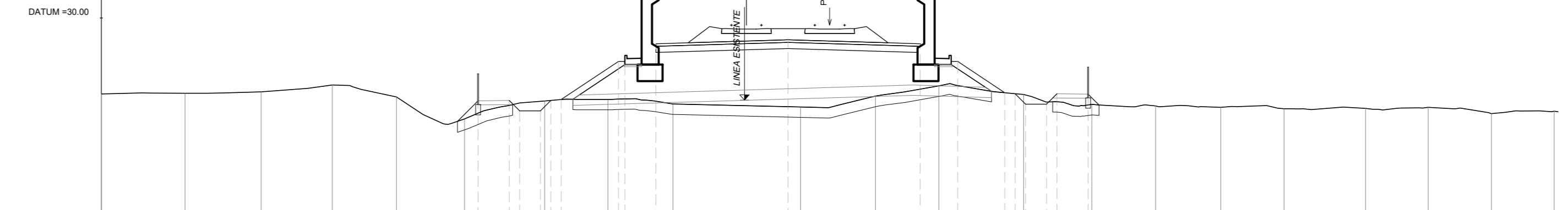
QUOTE TERRENO	25.25	25.37	25.56	25.72	25.88	26.04	26.20	26.36	26.52	26.68	26.84	27.00	27.16	27.32	27.48	27.64	27.80	27.96	28.12	28.28	28.44	
DIST. PROGRESSIVE TERRENO	38.00	39.73	40.95	42.78	44.61	46.44	48.27	50.10	51.93	53.76	55.59	57.42	59.25	61.08	62.91	64.74	66.57	68.40	70.23	72.06	73.89	
QUOTE PROGETTO																						
DIST. PROGRESSIVE PROGETTO																						
DISTANZA BINARI																						

AREA	
Scavo	0.97 mq
Rilevato	50.09 mq
SubBallast	1.53 mq
Inertimento	2.63 mq
SuperCompattato	3.77 mq
Stradale	0.84 mq
Scotico	11.39 mq
Scavo fossi	1.48 mq
Anticipare	0.00



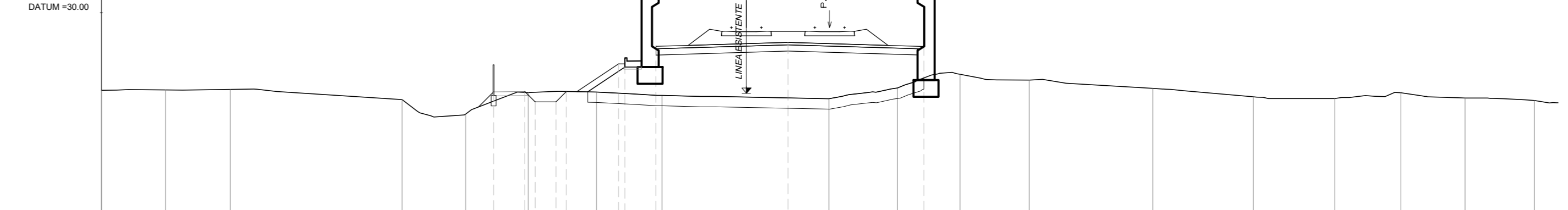
QUOTE TERRENO	26.83	26.88	26.96	27.05	27.14	27.23	27.32	27.41	27.50	27.59	27.68	27.77	27.86	27.95	28.04	28.13	28.22	28.31	28.40	28.49	28.58	
DIST. PROGRESSIVE TERRENO	38.00	39.73	40.95	42.78	44.61	46.44	48.27	50.10	51.93	53.76	55.59	57.42	59.25	61.08	62.91	64.74	66.57	68.40	70.23	72.06	73.89	
QUOTE PROGETTO																						
DIST. PROGRESSIVE PROGETTO																						
DISTANZA BINARI																						

AREA	
Scavo	0.00 mq
Rilevato	41.72 mq
SubBallast	1.52 mq
Inertimento	1.76 mq
SuperCompattato	3.77 mq
Stradale	0.84 mq
Scotico	12.67 mq
Scavo fossi	0.99 mq
Anticipare	9.91



QUOTE TERRENO	26.34	26.38	26.44	26.50	26.56	26.62	26.68	26.74	26.80	26.86	26.92	26.98	27.04	27.10	27.16	27.22	27.28	27.34	27.40	27.46	27.52	
DIST. PROGRESSIVE TERRENO	38.00	39.73	40.95	42.78	44.61	46.44	48.27	50.10	51.93	53.76	55.59	57.42	59.25	61.08	62.91	64.74	66.57	68.40	70.23	72.06	73.89	
QUOTE PROGETTO																						
DIST. PROGRESSIVE PROGETTO																						
DISTANZA BINARI																						

AREA	
Scavo	0.00 mq
Rilevato	29.67 mq
SubBallast	1.53 mq
Inertimento	3.71 mq
SuperCompattato	3.77 mq
Stradale	0.32 mq
Scotico	8.19 mq
Scavo fossi	1.61 mq
Anticipare	0.00



QUOTE TERRENO	26.38	26.39	26.39	26.39	26.39	26.39	26.39	26.39	26.39	26.39	26.39	26.39	26.39	26.39	26.39	26.39	26.39	26.39	26.39	26.39	26.39	
DIST. PROGRESSIVE TERRENO	38.00	39.73	40.95	42.78	44.61	46.44	48.27	50.10	51.93	53.76	55.59	57.42	59.25	61.08	62.91	64.74	66.57	68.40	70.23	72.06	73.89	
QUOTE PROGETTO																						
DIST. PROGRESSIVE PROGETTO																						
DISTANZA BINARI																						



PROGETTAZIONE: **ITALFER**
 GRUPPO FERROVIE DELLO STATO ITALIANE

CUP: J84H17000930009

U.O. INFRASTRUTTURE NORD
 PROGETTO DEFINITIVO
RADDOPPIO LINEA CODOGNO - CREMONA - MANTOVA
 TRATTA PIADENA - MANTOVA

CORPO STRADALE FERROVIARIO
 Sezioni trasversali - Tav. 58/116

Rev.	Descrizione	Redatto	Data	Verificato	Data	Approvato	Data	Autorizzato	Data
A	Emissione Esecutiva	C. Cigno	Aprile 2020	A. Melsangi	Aprile 2020	M. Bertolini	Aprile 2020		

SCALA: 1:200

COMMESSA LOTTO FASE ENTE TIPO DOC. OPERA/DISCIPLINA Progr. REV.

NM25 **03** **D** **26** **W9** **CS0000** **058** **A**

File: NM2503D2W9CS000008A n. Elab.: