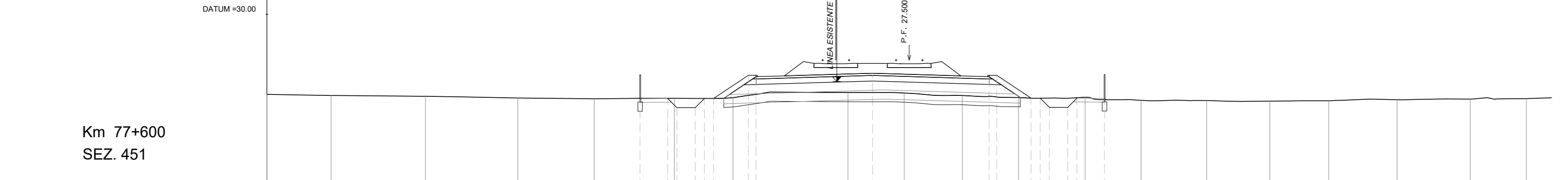
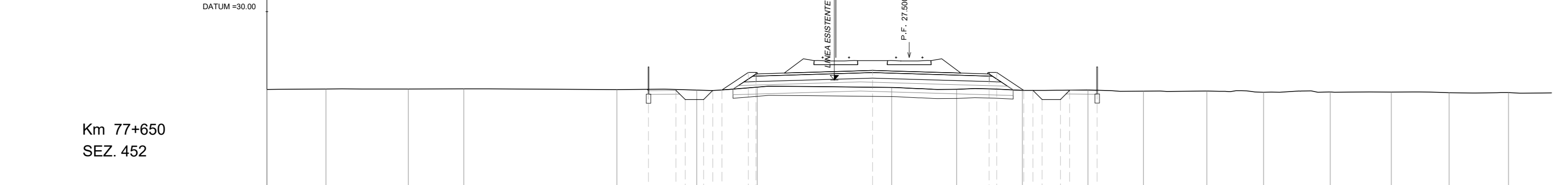


AREA	
Scavo 0.71 mq	
Rilevato 8.94 mq	
SubBallast: 1.55 mq	
Inertamento: 1.34 mq	
SuperCompattato: 4.07 mq	
Stradello: 0.64 mq	
Scotico: 6.10 mq	
Scavo fossi: 1.52 mq	
Anticappare: 7.95	



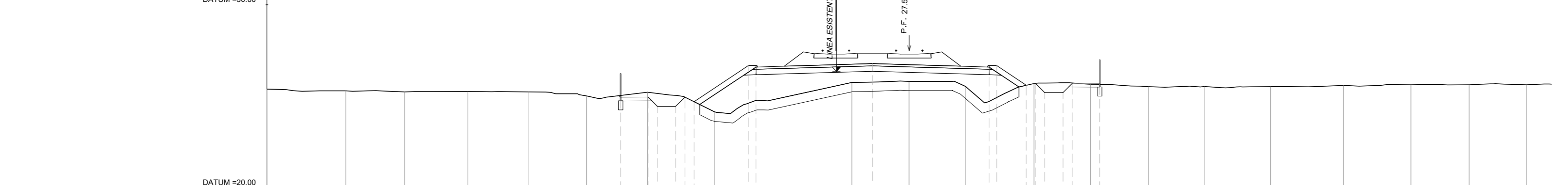
QUOTE TERRENO	25.00	25.04	25.08	25.12	25.16	25.20	25.24	25.28	25.32	25.36	25.40	25.44	25.48	25.52	25.56	25.60	25.64	25.68	25.72	25.76	25.80	25.84	25.88	25.92	25.96	26.00	
DIST. PROGRESSIVE TERRENO	0.00	3.15	6.30	9.45	12.60	15.75	18.90	22.05	25.20	28.35	31.50	34.65	37.80	40.95	44.10	47.25	50.40	53.55	56.70	59.85	63.00	66.15	69.30	72.45	75.60	78.75	81.90
QUOTE PROGETTO	25.00	25.04	25.08	25.12	25.16	25.20	25.24	25.28	25.32	25.36	25.40	25.44	25.48	25.52	25.56	25.60	25.64	25.68	25.72	25.76	25.80	25.84	25.88	25.92	25.96	26.00	
DIST. PROGRESSIVE PROGETTO	0.00	3.15	6.30	9.45	12.60	15.75	18.90	22.05	25.20	28.35	31.50	34.65	37.80	40.95	44.10	47.25	50.40	53.55	56.70	59.85	63.00	66.15	69.30	72.45	75.60	78.75	81.90
DISTANZA BINARI	0.00	0.00	0.00	0.00	0.00	0.00	0.00	0.00	0.00	0.00	0.00	0.00	0.00	0.00	0.00	0.00	0.00	0.00	0.00	0.00	0.00	0.00	0.00	0.00	0.00	0.00	0.00

AREA	
Scavo 0.84 mq	
Rilevato 6.06 mq	
SubBallast: 1.55 mq	
Inertamento: 1.52 mq	
SuperCompattato: 4.07 mq	
Stradello: 0.64 mq	
Scotico: 5.84 mq	
Scavo fossi: 1.58 mq	
Anticappare: 7.51	



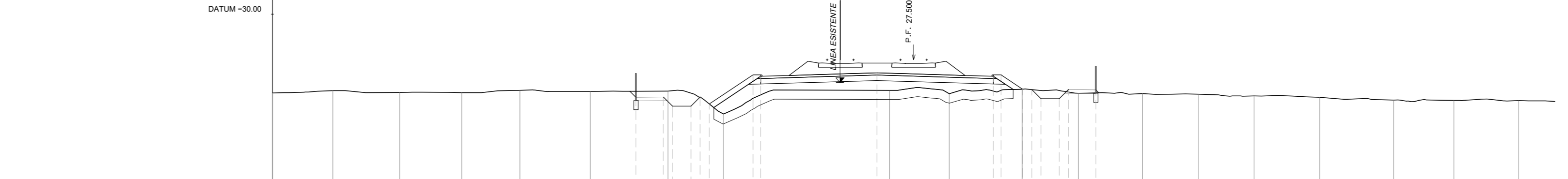
QUOTE TERRENO	25.75	25.79	25.83	25.87	25.91	25.95	25.99	26.03	26.07	26.11	26.15	26.19	26.23	26.27	26.31	26.35	26.39	26.43	26.47	26.51	26.55	26.59	26.63	26.67	26.71	26.75	26.79
DIST. PROGRESSIVE TERRENO	0.00	3.15	6.30	9.45	12.60	15.75	18.90	22.05	25.20	28.35	31.50	34.65	37.80	40.95	44.10	47.25	50.40	53.55	56.70	59.85	63.00	66.15	69.30	72.45	75.60	78.75	81.90
QUOTE PROGETTO	25.75	25.79	25.83	25.87	25.91	25.95	25.99	26.03	26.07	26.11	26.15	26.19	26.23	26.27	26.31	26.35	26.39	26.43	26.47	26.51	26.55	26.59	26.63	26.67	26.71	26.75	26.79
DIST. PROGRESSIVE PROGETTO	0.00	3.15	6.30	9.45	12.60	15.75	18.90	22.05	25.20	28.35	31.50	34.65	37.80	40.95	44.10	47.25	50.40	53.55	56.70	59.85	63.00	66.15	69.30	72.45	75.60	78.75	81.90
DISTANZA BINARI	0.00	0.00	0.00	0.00	0.00	0.00	0.00	0.00	0.00	0.00	0.00	0.00	0.00	0.00	0.00	0.00	0.00	0.00	0.00	0.00	0.00	0.00	0.00	0.00	0.00	0.00	0.00

AREA	
Scavo 0.59 mq	
Rilevato 15.24 mq	
SubBallast: 1.55 mq	
Inertamento: 1.70 mq	
SuperCompattato: 4.07 mq	
Stradello: 0.64 mq	
Scotico: 9.20 mq	
Scavo fossi: 1.83 mq	
Anticappare: 0.00	



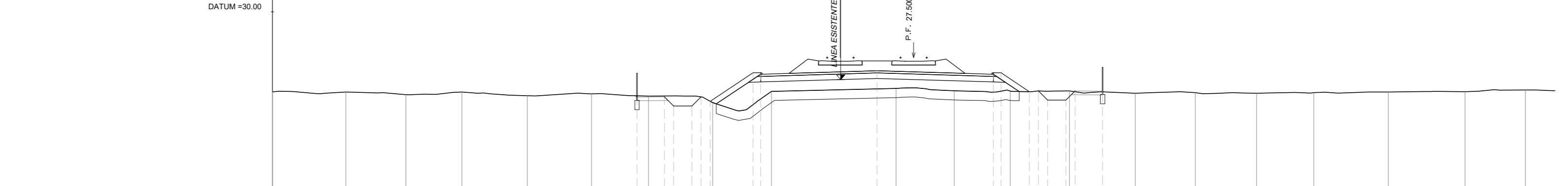
QUOTE TERRENO	26.80	26.84	26.88	26.92	26.96	27.00	27.04	27.08	27.12	27.16	27.20	27.24	27.28	27.32	27.36	27.40	27.44	27.48	27.52	27.56	27.60	27.64	27.68	27.72	27.76	27.80	27.84
DIST. PROGRESSIVE TERRENO	0.00	3.15	6.30	9.45	12.60	15.75	18.90	22.05	25.20	28.35	31.50	34.65	37.80	40.95	44.10	47.25	50.40	53.55	56.70	59.85	63.00	66.15	69.30	72.45	75.60	78.75	81.90
QUOTE PROGETTO	26.80	26.84	26.88	26.92	26.96	27.00	27.04	27.08	27.12	27.16	27.20	27.24	27.28	27.32	27.36	27.40	27.44	27.48	27.52	27.56	27.60	27.64	27.68	27.72	27.76	27.80	27.84
DIST. PROGRESSIVE PROGETTO	0.00	3.15	6.30	9.45	12.60	15.75	18.90	22.05	25.20	28.35	31.50	34.65	37.80	40.95	44.10	47.25	50.40	53.55	56.70	59.85	63.00	66.15	69.30	72.45	75.60	78.75	81.90
DISTANZA BINARI	0.00	0.00	0.00	0.00	0.00	0.00	0.00	0.00	0.00	0.00	0.00	0.00	0.00	0.00	0.00	0.00	0.00	0.00	0.00	0.00	0.00	0.00	0.00	0.00	0.00	0.00	0.00

AREA	
Scavo 0.84 mq	
Rilevato 7.65 mq	
SubBallast: 1.55 mq	
Inertamento: 1.33 mq	
SuperCompattato: 4.07 mq	
Stradello: 0.64 mq	
Scotico: 6.45 mq	
Scavo fossi: 1.95 mq	
Anticappare: 0.00	



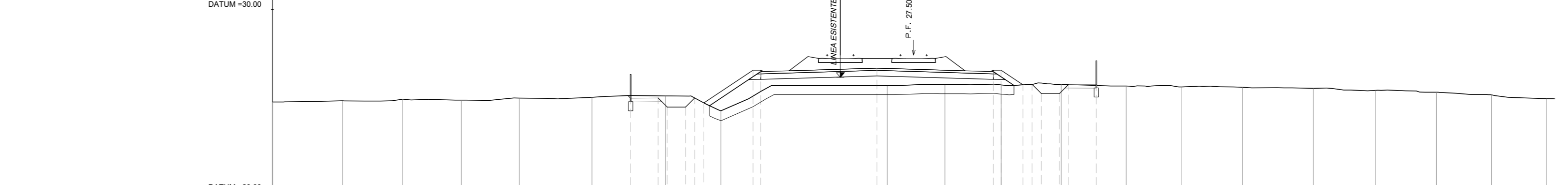
QUOTE TERRENO	25.89	25.93	25.97	26.01	26.05	26.09	26.13	26.17	26.21	26.25	26.29	26.33	26.37	26.41	26.45	26.49	26.53	26.57	26.61	26.65	26.69	26.73	26.77	26.81	26.85	26.89	26.93
DIST. PROGRESSIVE TERRENO	0.00	3.15	6.30	9.45	12.60	15.75	18.90	22.05	25.20	28.35	31.50	34.65	37.80	40.95	44.10	47.25	50.40	53.55	56.70	59.85	63.00	66.15	69.30	72.45	75.60	78.75	81.90
QUOTE PROGETTO	25.89	25.93	25.97	26.01	26.05	26.09	26.13	26.17	26.21	26.25	26.29	26.33	26.37	26.41	26.45	26.49	26.53	26.57	26.61	26.65	26.69	26.73	26.77	26.81	26.85	26.89	26.93
DIST. PROGRESSIVE PROGETTO	0.00	3.15	6.30	9.45	12.60	15.75	18.90	22.05	25.20	28.35	31.50	34.65	37.80	40.95	44.10	47.25	50.40	53.55	56.70	59.85	63.00	66.15	69.30	72.45	75.60	78.75	81.90
DISTANZA BINARI	0.00	0.00	0.00	0.00	0.00	0.00	0.00	0.00	0.00	0.00	0.00	0.00	0.00	0.00	0.00	0.00	0.00	0.00	0.00	0.00	0.00	0.00	0.00	0.00	0.00	0.00	0.00

AREA	
Scavo 0.44 mq	
Rilevato 9.63 mq	
SubBallast: 1.55 mq	
Inertamento: 1.43 mq	
SuperCompattato: 4.07 mq	
Stradello: 0.64 mq	
Scotico: 8.48 mq	
Scavo fossi: 1.56 mq	
Anticappare: 0.00	



QUOTE TERRENO	25.84	25.88	25.92	25.96	26.00	26.04	26.08	26.12	26.16	26.20	26.24	26.28	26.32	26.36	26.40	26.44	26.48	26.52	26.56	26.60	26.64	26.68	26.72	26.76	26.80	26.84	26.88
DIST. PROGRESSIVE TERRENO	0.00	3.15	6.30	9.45	12.60	15.75	18.90	22.05	25.20	28.35	31.50	34.65	37.80	40.95	44.10	47.25	50.40	53.55	56.70	59.85	63.00	66.15	69.30	72.45	75.60	78.75	81.90
QUOTE PROGETTO	25.84	25.88	25.92	25.96	26.00	26.04	26.08	26.12	26.16	26.20	26.24	26.28	26.32	26.36	26.40	26.44	26.48	26.52	26.56	26.60	26.64	26.68	26.72	26.76	26.80	26.84	26.88
DIST. PROGRESSIVE PROGETTO	0.00	3.15	6.30	9.45	12.60	15.75	18.90	22.05	25.20	28.35	31.50	34.65	37.80	40.95	44.10	47.25	50.40	53.55	56.70	59.85	63.00	66.15	69.30	72.45	75.60	78.75	81.90
DISTANZA BINARI	0.00	0.00	0.00	0.00	0.00	0.00	0.00	0.00	0.00	0.00	0.00	0.00	0.00	0.00	0.00	0.00	0.00	0.00	0.00	0.00	0.00	0.00	0.00	0.00	0.00	0.00	0.00

AREA	
Scavo 0.58 mq	
Rilevato 7.70 mq	
SubBallast: 1.55 mq	
Inertamento: 1.44 mq	
SuperCompattato: 4.07 mq	
Stradello: 0.64 mq	
Scotico: 8.51 mq	
Scavo fossi: 1.75 mq	
Anticappare: 0.00	



QUOTE TERRENO	26.84	26.88	26.92	26.96	27.00	27.04	27.08	27.12	27.16	27.20	27.24	27.28	27.32	27.36	27.40	27.44	27.48	27.52	27.56	27.60	27.64	27.68	27.72	27.76	27.80	27.84	27.88
DIST. PROGRESSIVE TERRENO	0.00	3.15	6.30	9.45	12.60	15.75	18.90	22.05	25.20	28.35	31.50	34.65	37.80	40.95	44.10	47.25	50.40	53.55	56.70	59.85	63.00	66.15	69.30	72.45	75.60	78.75	81.90
QUOTE PROGETTO	26.84	26.88	26.92	26.96	27.00	27.04	27.08	27.12	27.16	27.20	27.24	27.28	27.32	27.36	27.40	27.44	27.48	27.52	27.56	27.60	27.64	27.68	27.72	27.76	27.80	27.84	27.88
DIST. PROGRESSIVE PROGETTO	0.00	3.15	6.30	9.45	12.60	15.75	18.90	22.05	25.20	28.35	31.50	34.65	37.80	40.95	44.10	47.25	50.40	53.55	56.70	59.85	63.00	66.15	69.30	72.45	75.60	78.75	81.90
DISTANZA BINARI	0.00	0.00	0.00	0.00	0.00	0.00	0.00	0.00	0.00	0.00	0.00	0.00	0.00	0.00	0.00	0.00	0.00	0.00	0.00	0.00	0.00	0.00	0.00	0.00	0.00	0.00	0.00

COMMITTENTE:

PROGETTAZIONE:

CUP: J84H17000930009

U.O. INFRASTRUTTURE NORD
 PROGETTO DEFINITIVO
RADDOPPIO LINEA CODOGNO - CREMONA - MANTOVA
TRATTA PIADENA - MANTOVA

CORPO STRADALE FERROVIARIO
 Sezioni trasversali - Tav. 77/116

SCALA:
 1:200

COMMESSA LOTTO FASE ENTE TIPO DOC. OPERA/DISCIPLINA Progr. REV.
 NM25 03 D 26 W9 CS0000 077 A

Rev.	Descrizione	Redatto	Data	Verificato	Data	Approvato	Data	Autorizzato	Data
A	Emissione Esecutiva		14/04/2020		14/04/2020		14/04/2020		14/04/2020

File: NM2503D26W9CS000007A n. Elab.: