1 Dettagli tipologici nodi – pensiline e copertura scale

scala 1:100

PARTICOLARE BASE COLONNE HEB360–NODO N1

scala 1:10

VISTA FRONTALE

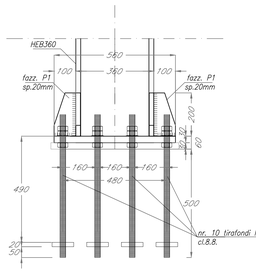

VISTA LATERALE

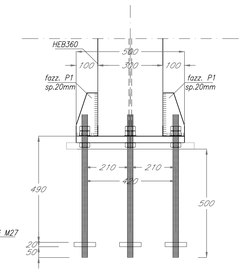

VISTA IN PIANTA

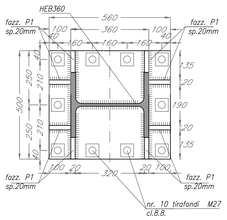

PARTICOLARE BASE COLONNE HEB360–NODO N1A

scala 1:10

VISTA FRONTALE

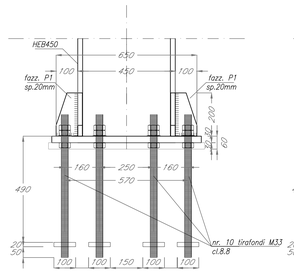

VISTA LATERALE

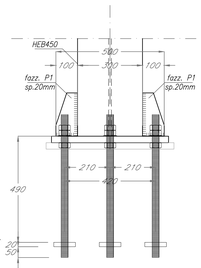

VISTA IN PIANTA

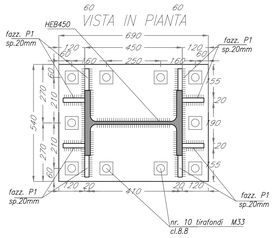

PIATTO P1–ESPLOSO

scala 1:5

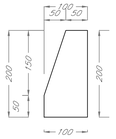

PARTICOLARE TRAVE–PILASTRO HEB360/450–TIPOLOGIA AD UN PILASTRO

scala 1:10

VISTA FRONTALE

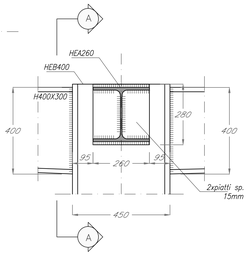

SEZIONE A–A

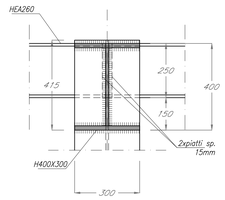

PARTICOLARE BASE COLONNE TUBO ø139.7x12.5

scala 1:10

VISTA FRONTALE

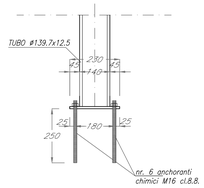

VISTA LATERALE

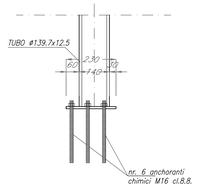

VISTA IN PIANTA

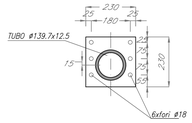

PARTICOLARE BASE COLONNE TUBO ø219.1x10

scala 1:10

VISTA FRONTALE

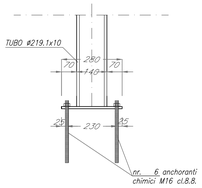

VISTA LATERALE

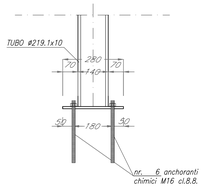

VISTA IN PIANTA

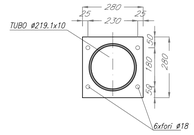

PARTICOLARE TRAVE HEA 360–PILASTRO HEB360 TIPOLOGIA A DUE PILASTRI

scala 1:10

VISTA FRONTALE

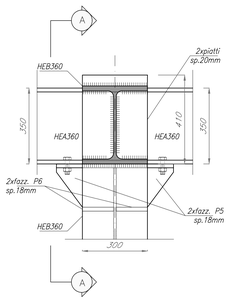

SEZIONE A–A

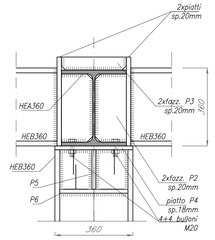

PIATTO P2–ESPLOSO

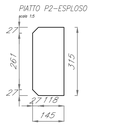

PIATTO P5–ESPLOSO

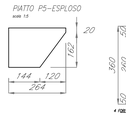

PIATTO P4–ESPLOSO

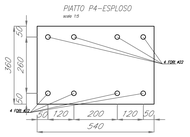

PIATTO P3–ESPLOSO

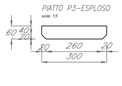

PIATTO P6–ESPLOSO

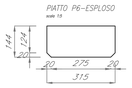

PARTICOLARE TRAVE H400x300– TIPOLOGIA AD UN PILASTRO

scala 1:10

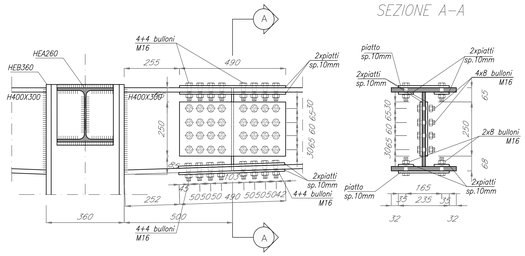

SEZIONE A–A

PARTICOLARE CONTROVENTI– TRAVI H400x300

scala 1:10

VISTA IN PIANTA

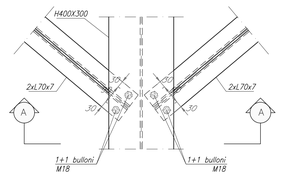

SEZIONE A–A

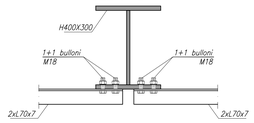

Legenda misure :

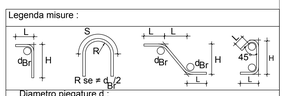

Diametro piegature d_{Br}		
Ø Barra	<12	d_{Br} 4Ø
Ø Barra	12≤Ø≤Ø16	d_{Br} 5Ø
Ø Barra	16<Ø≤Ø25	d_{Br} 8Ø
Ø Barra	25<Ø≤Ø40	d_{Br} 10Ø

Materiali:
CALCESTRUZZI
MAGRONE — Rcm >=15 MPa
FONDAZIONI — CLASSE D'ESPOSIZIONE : XC2+XA2
CLASSE DI RESISTENZA C30/37
Rck >=37 MPa
classe minima di consistenza S4
rapporto A/C <=0.55
Cemento pozzolanico 32.5R CEM. IV/A
Dosaggio minimo cemento 340 Kg/mc
Diametro massimo inerti: 2.5 cm

ACCIAI DA C.A.
barre 6≤Ø≤40mm — B450C, saldabile, fyk≥ 450 N/mmq, ftk≥ 540 N/mmq, 1.15 ≤ ft/fyk ≤ 1.35, (fy/450) ≤ 1.25 (fy in MPa), (Agt)k ≥ 7.5%
Reti e tralicci elettrosaldati — PER 6≤Ø≤16 mm B450C, saldabile, fyk≥ 450 N/mmq, ftk≥ 540 N/mmq, 1.15 ≤ ft/fyk ≤ 1.35, (fy/450) ≤ 1.25 (fy in MPa), (Agt)k ≥ 7.5%
IN ALTERNATIVA E PER 5≤Ø≤10 mm B450A, saldabile, fyk≥ 450 N/mmq, ftk≥ 540 N/mmq, 1.05 ≤ ft/fyk ≤ 1.25, (fy/450) ≤ 1.25 (fy in MPa), (Agt)k ≥ 2.5%

Elemento	Copriferro (cm)
STRUTTURE CONTRO TERRA	5

COLLEGAMENTO PILASTRO – PALO TE

scala 1:10

SEZIONE 1–1

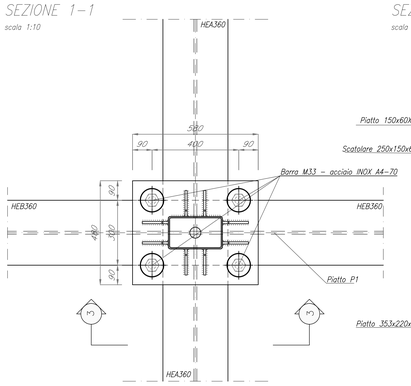

SEZIONE 2–2

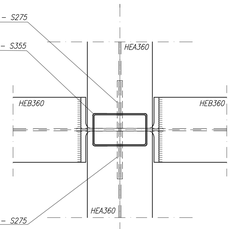

SEZIONE 3–3

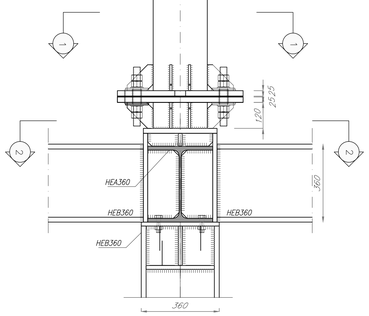

PARTICOLARE TRAVE HEA260

scala 1:10

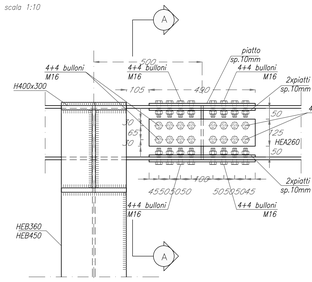

SEZIONE A–A

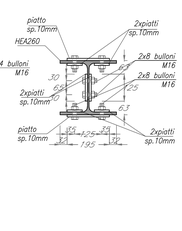

PARTICOLARE ARCARECCI – GIUNTO AD INCASTRO

scala 1:5

VISTA LATERALE

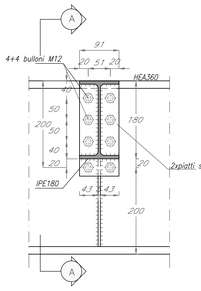

SEZIONE A–A

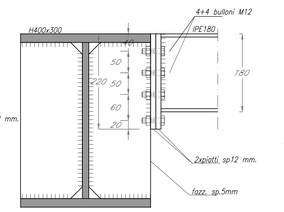

PARTICOLARE ARCARECCI – GIUNTO A CERNIERA

scala 1:5

VISTA LATERALE

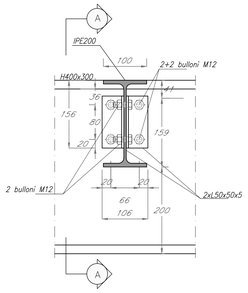

SEZIONE A–A

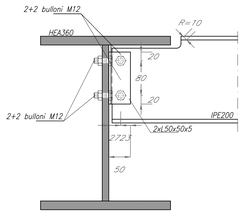

PARTICOLARE TRAVE HEA360–TRAVE HEB360–NODO N6 – TIPOLOGIA A DUE PILASTRI

scala 1:10

VISTA FRONTALE

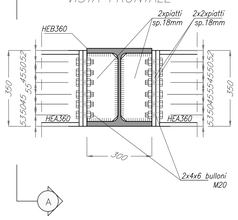

SEZIONE A–A

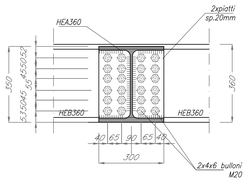

ACCIAIO DA CARPENTERIA:

ACCIAIO S275J0 UNI EN 10025 — Per profilati e lamiere ed elementi saldati
ACCIAIO S275J2 UNI EN 10219 — Per travi e pilastri

BULLONI:
- Viti classe 8.8 UNI EN ISO 898-1, UNI EN 14399-4
- Dadi classe 8 UNI EN 20898-2, UNI EN 14399-4
- Rosette Acciaio C 50 UNI EN 10083-2, temperato e rinvenuto HRC 32÷40, UNI EN 14399-6
- Piastrine Acciaio C 50 UNI EN 10083-2, temperato e rinvenuto HRC 32÷40, UNI EN 14399-6

TIRAFONDI
- Barre interamente filettate con filettatura metrica ISO a passo grosso, di caratteristiche meccaniche equivalenti alla classe 8.8 secondo UNI EN ISO 898 parte I
- Dadi con caratteristiche Meccaniche equivalenti alla classe 8 secondo UNI EN 898 parte II conformi per le caratteristiche dimensionali alla ISO 4032
- Rondelle in acciaio temperato e rinvenuto HV 300 conformi per le caratteristiche dimensionali alla UNI EN ISO 7089
- Ancorante chimico ibrido a iniezione ad alte prestazioni HIT-HY 200-A, oppure qualsiasi prodotto commerciale di equivalenti prestazioni. Fissaggio secondo ETA 11/0493

SALDATURE:

Secondo RFI DTC SI SP IFS 001 C, capitolo §6.6.7

- Saldature continue e a totale ripristino della sezione ove non diversamente indicato

ZINCATURA E VERNICIATURA:

Zincatura a caldo effettuata in conformità alla EN ISO 1461 e alla UNI EN ISO 14713
Verniciatura RAL9010 con spessore nominale del film di 80 µm (classe di corrosività C3) conforme alla UNI EN ISO 12944-5

NOTE GENERALI:

Approvvigionamento, collaudo e controllo delle lavorazioni di officina dei materiali, nonchè controlli da eseguire durante l'accettazione provvisoria e montaggio in opera della struttura, secondo RFI DTC SI SP IFS 001 C, parte II.
Classe di esecuzione exc2 (UNI EN 1090-2).

COMMITTENTE:

RFI RETE FERROVIARIA ITALIANA
GRUPPO FERROVIE DELLO STATO ITALIANE

PROGETTAZIONE:

ITALFERR
GRUPPO FERROVIE DELLO STATO ITALIANE

CUP: J84H17000930009

U.O. ARCHITETTURA STAZIONI E TERRITORIO

PROGETTO DEFINITIVO

RADDOPPIO LINEA CODOGNO - CREMONA - MANTOVA
TRATTA PIADENA - MANTOVA

FV00 - STAZIONI E FERMATE - ELABORATI GENERALI
OPERE D'ARTE MINORI - PENSILINE
Dettagli tipologici nodi - pensiline e copertura scale

SCALA: varie

COMMESSA	LOTTO	FASE	ENTE	TIPO DOC.	OPERA/DISCIPLINA	PROGR.	REV.
NM25	03	D	44	BZ	FV0000	002	A

Rev.	Descrizione	Redatto	Data	Verificato	Data	Approvato	Data	Autorizzato Data
A	Emissione esecutiva	F. Sergio	Aprile 2020	M. De Vita	Aprile 2020	M. Bertogna	Aprile 2020	R. Mariano Aprile 2020

File: NM2503D44BZFV0000002A.dwg — n.Elab.: