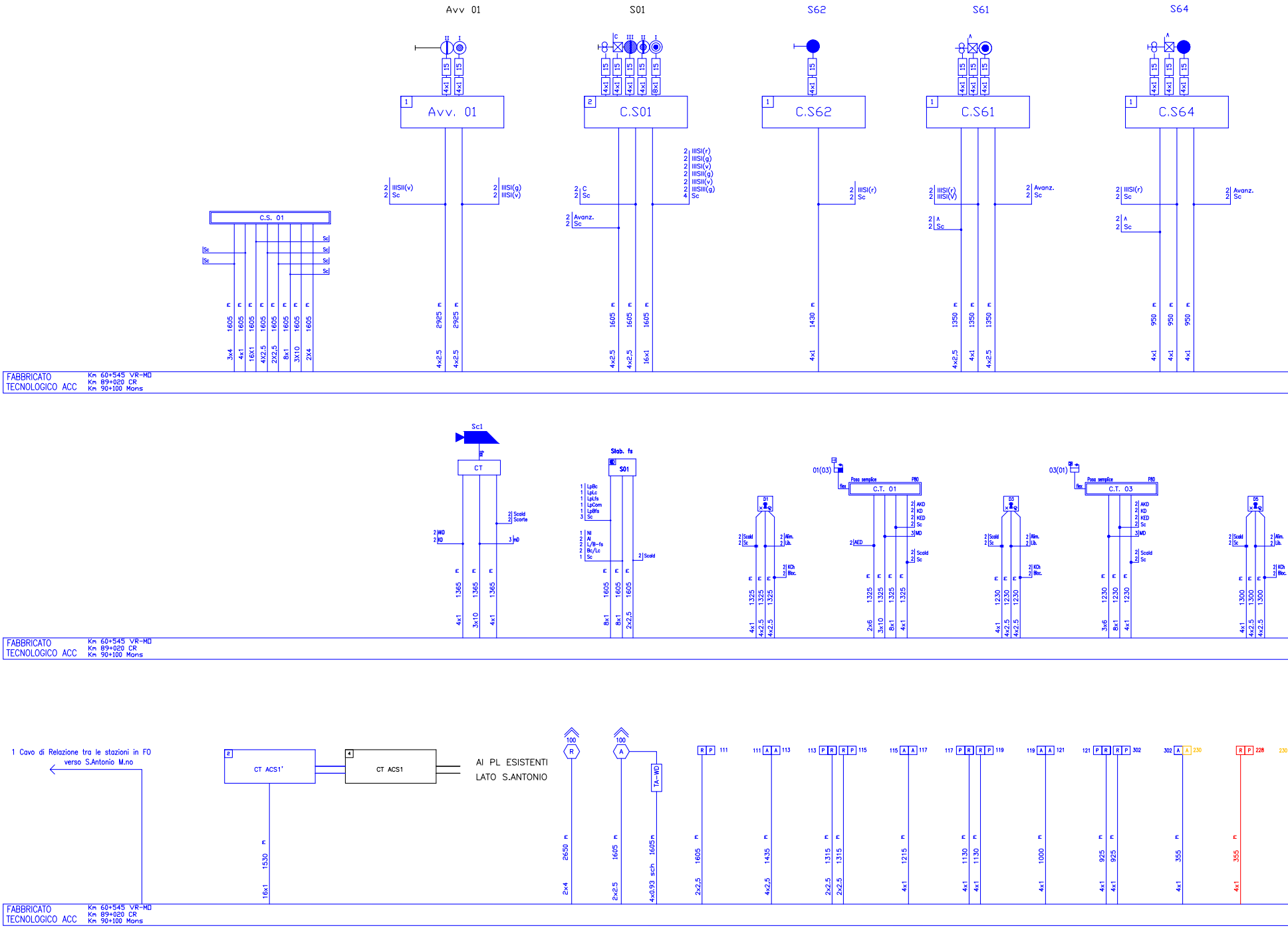
Avv 01
S01
S62
S61
S64
Avv. 01
C.S01
C.S62
C.S61
C.S64
C.S. 01
Sc
Avanz.
IIISI(r)
IIISI(g)
IIISI(v)
IIISII(g)
IIISII(v)
IIISIII(g)
15
4x1
8x1
1605
2925
1430
1350
950
3x4
16X1
4X2.5
2X2.5
3X10
2X4
4x2.5
16x1
FABBRICATO TECNOLOGICO ACC
Km 60+545 VR-MD
Km 89+020 CR
Km 90+100 Mons
Sc1
CT
Stab. fs
S01
Scald
Scorte
AKD
KD
KED
MD
AED
Alim.
Lib.
KCh
Bloc.
LpBc
LpLc
LpLfs
LpCom
LpBfs
Nl
Al
L/B-fs
Bc/Lc
Posa semplice
C.T. 01
C.T. 03
01(03)
03(01)
D1
D3
D5
1365
3x10
2x2.5
1325
1230
1300
2x6
3x6
1 Cavo di Relazione tra le stazioni in FO verso S.Antonio M.no
CT ACS1'
CT ACS1
AI PL ESISTENTI LATO S.ANTONIO
100
R
A
TA-WD
1530
2650
2x4
1605m
4x0.93 sch
R P
A A
P R
111
113
115
117
119
121
302
230
228
1435
1315
1215
1130
1000
925
355

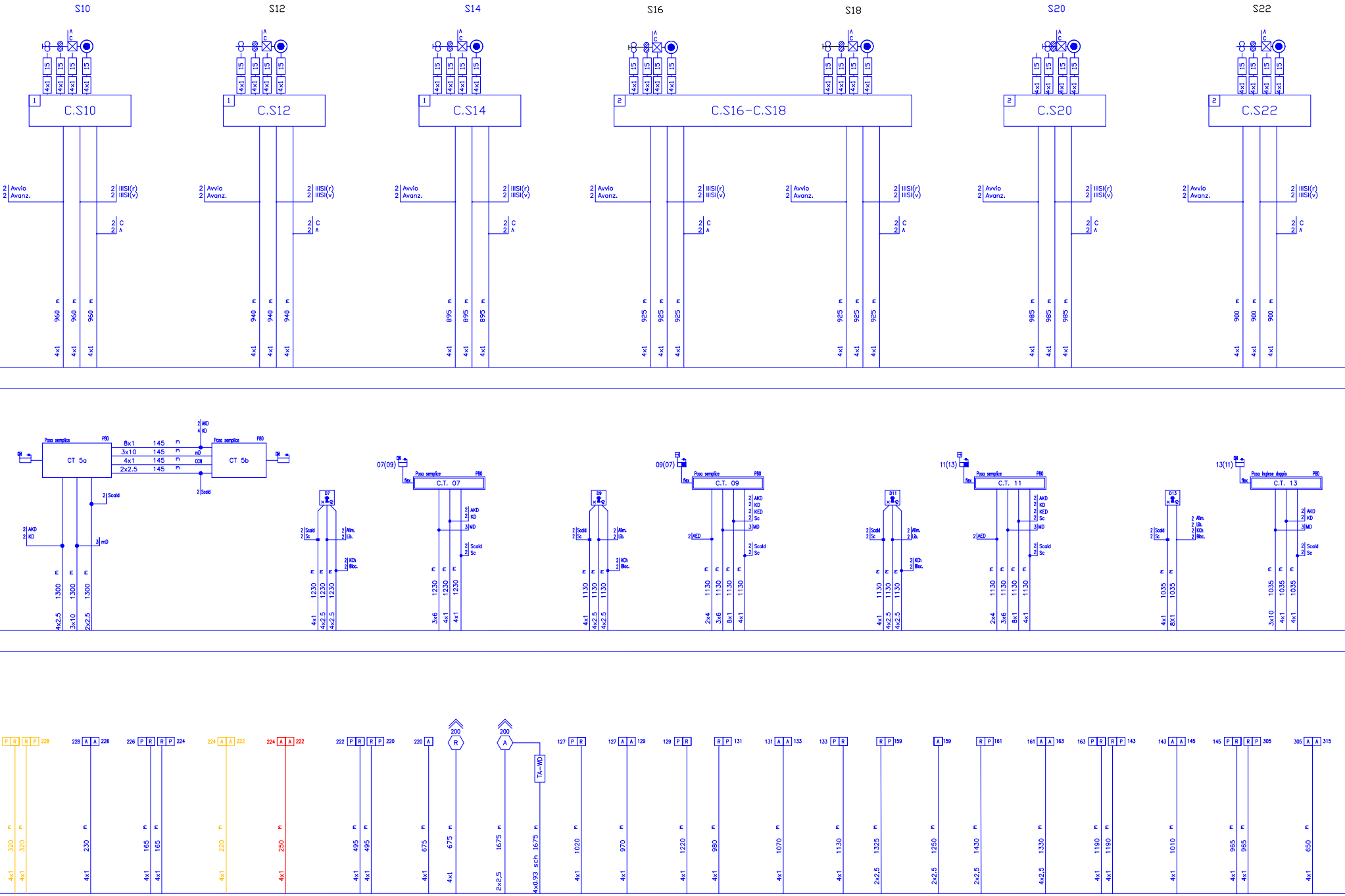
S10
S12
S14
S16
S18
S20
S22
C.S10
C.S12
C.S14
C.S16-C.S18
C.S20
C.S22
2 Avvio
2 Avanz.
2 IIISI(r)
2 IIISI(v)
2 C
960 m 4x1
940 m 4x1
895 m 4x1
925 m 4x1
985 m 4x1
900 m 4x1
Posa semplice
PBD
CT 5a
CT 5b
8x1 145 m
3x10 145 m
4x1 145 m
2x2.5 145 m
2 AKD
4 KD
2 Scald
3 mD
1300 m 4x2.5
1300 m 3x10
1300 m 2x2.5
D7
D9
D11
D13
07(09)
09(07)
11(13)
13(11)
C.T. 07
C.T. 09
C.T. 11
C.T. 13
Posa inglese doppio
flex
2 Alim.
2 Lib.
2 KCh
2 Bloc.
2 AED
2 KED
2 Sc
3 MD
1230 m
1130 m
1035 m
TA-WD
200
R
A
320 m 4x1
230 m 4x1
165 m 4x1
220 m 4x1
250 m 4x1
495 m 4x1
675 m 4x1
1675 m 2x2,5
1675 m sch 4x0.93
1020 m 4x1
970 m 4x1
1220 m 4x1
980 m 4x1
1070 m 4x1
1130 m 4x1
1325 m 2x2,5
1250 m 2x2,5
1430 m 2x2,5
1330 m 4x2,5
1190 m 4x1
1010 m 4x1
965 m 4x1
650 m 4x1

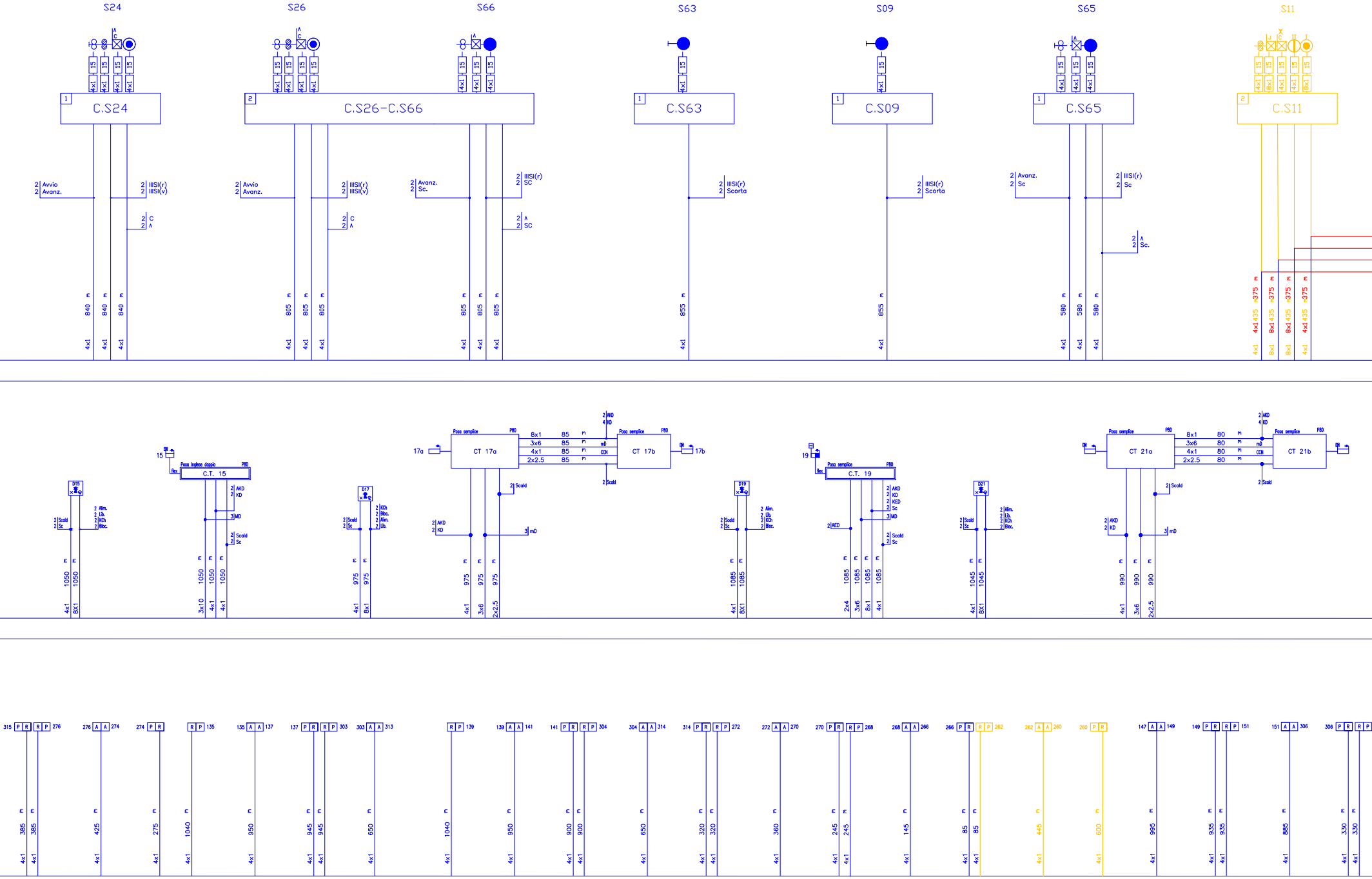
S24
S26
S66
S63
S09
S65
S11
C.S24
C.S26-C.S66
C.S63
C.S09
C.S65
C.S11
Avvio
Avanz.
IIISI(r)
IIISI(v)
C
Avanz.
Sc.
SC
Scorta
840
805
855
580
435
375
4x1
8x1
CT 17a
CT 17b
CT 21a
CT 21b
C.T. 15
C.T. 19
Posa semplice
Posa inglese doppio
P80
8x1 85
3x6 85
4x1 85
2x2.5 85
8x1 80
3x6 80
4x1 80
2x2.5 80
AKD
KD
MD
mD
CCN
Scald
Sc
Alim.
Lib.
KCh
Bloc.
AED
KED
D15
D17
D19
D21
17a
17b
15
19
1050
975
1085
1045
990
3x10
3x6
2x2.5
2x4
385
425
275
1040
950
945
650
900
320
360
245
145
85
445
600
995
935
885
330

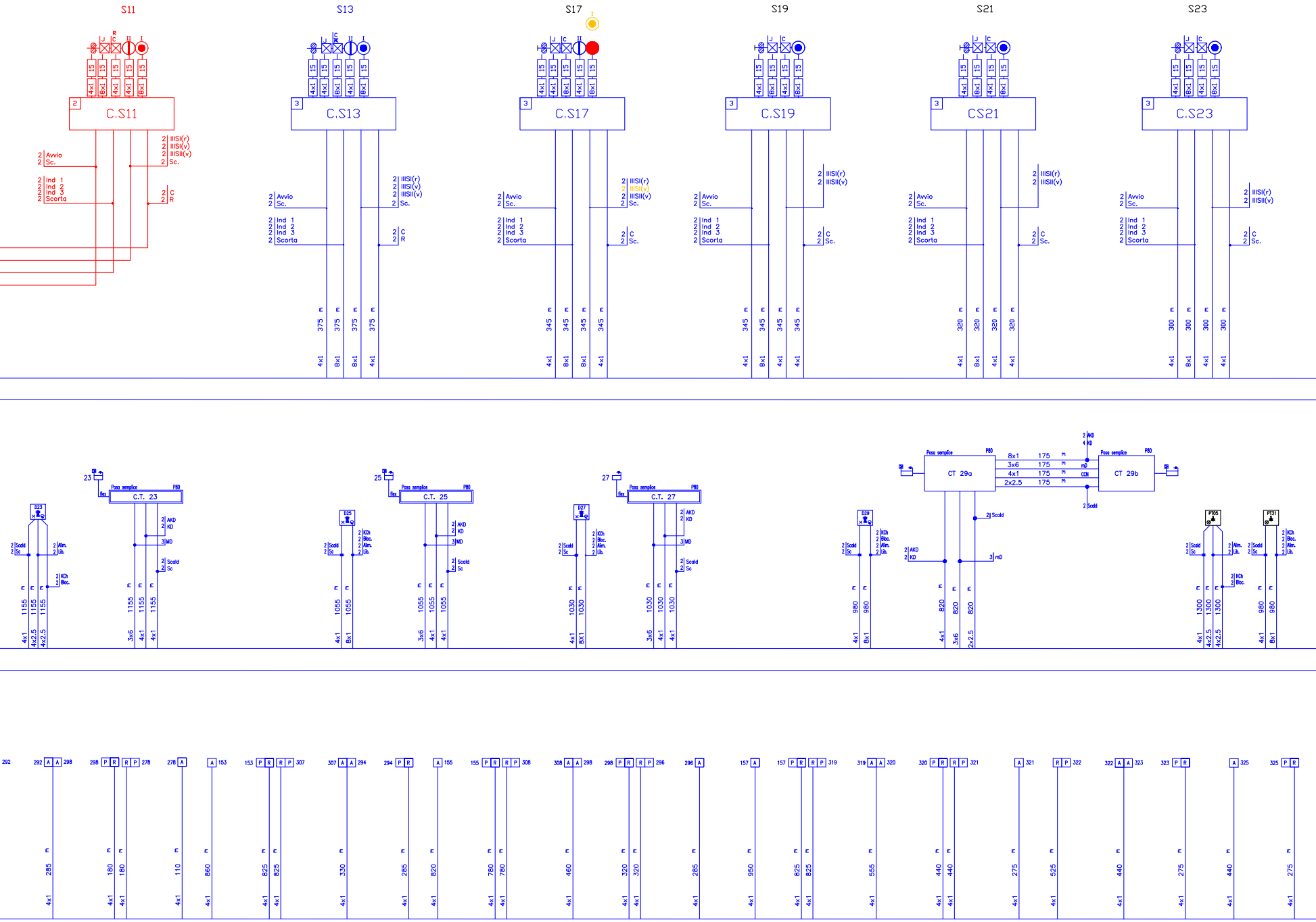
S11
S13
S17
S19
S21
S23
C.S11
C.S13
C.S17
C.S19
CS21
C.S23
Avvio
Sc.
Ind 1
Ind 2
Ind 3
Scorta
IIISI(r)
IIISI(v)
IIISII(v)
C
R
375
345
320
300
4x1
8x1
Posa semplice
C.T. 23
C.T. 25
C.T. 27
CT 29a
CT 29b
AKD
KD
MD
Scald
KCh
Bloc.
Alim.
Lib.
D23
D25
D27
D29
PT05
PT31
1155
1055
1030
980
820
1300
3x6
4x2.5
2x2.5
175
292
298
278
153
307
294
155
308
296
157
319
320
321
322
323
325
285
180
110
860
825
330
780
460
950
555
440
275
525

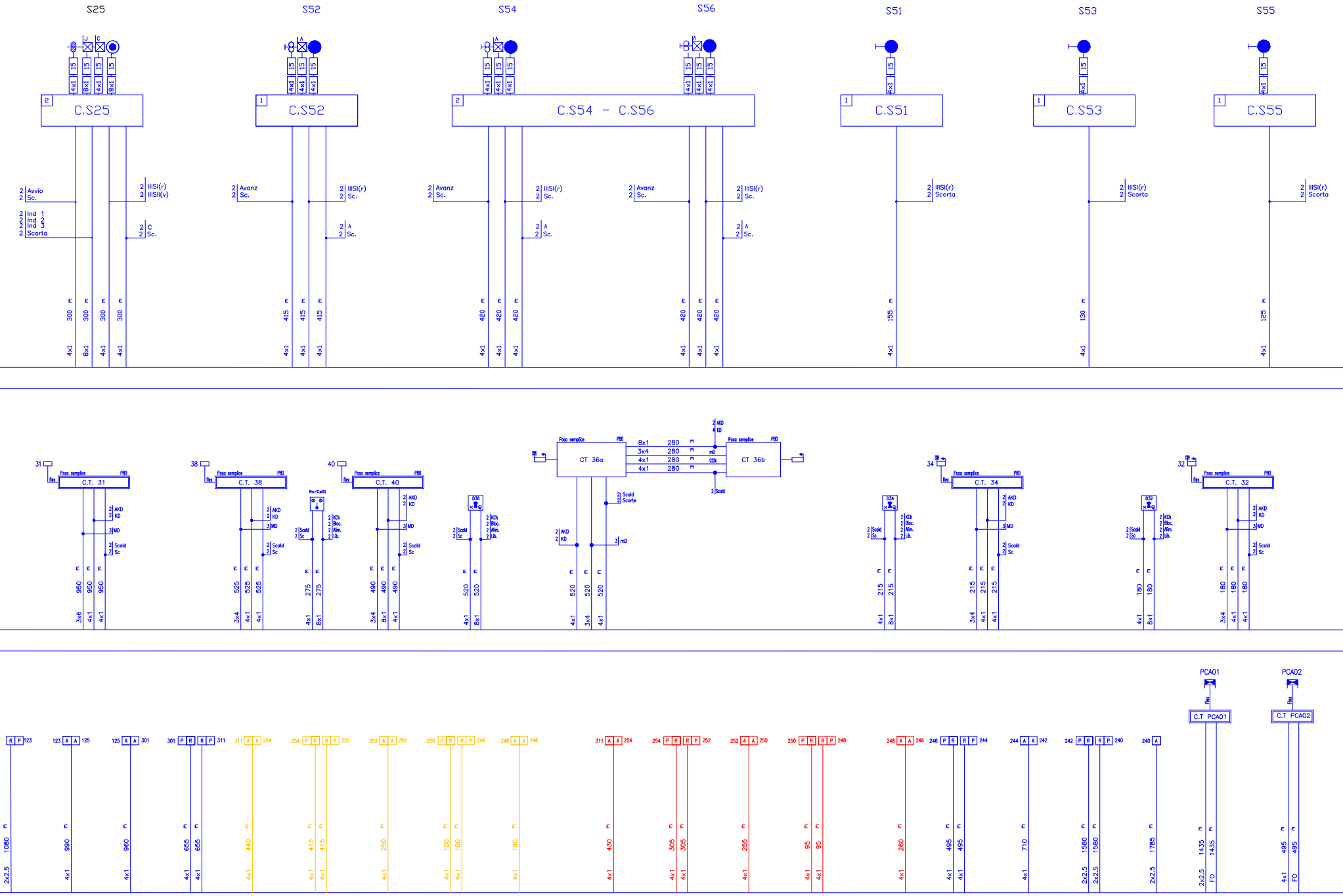
S25
S52
S54
S56
S51
S53
S55
C.S25
C.S52
C.S54 – C.S56
C.S51
C.S53
C.S55
2 Avvio
2 Sc.
2 Ind 1
2 Ind 2
2 Ind 3
2 Scorta
2 IIISI(r)
2 IIISII(v)
2 C
2 Sc.
2 Avanz
2 Sc.
2 IIISI(r)
2 Scorta
300
415
420
155
130
125
4x1
8x1
15
C.T. 31
C.T. 38
C.T. 40
CT 36a
CT 36b
C.T. 34
C.T. 32
Posa semplice
P80
flex
2 AKD
2 KD
3 MD
2 Scald
2 Sc
2 KCh
2 Bloc.
2 Alim.
2 Lib.
8x1 280
3x4 280
4x1 280
4x1 280
mD
CCN
2 Scald
2 Scorte
D36
D34
D32
950
525
275
490
520
215
180
3x6
3x4
PCA01
PCA02
C.T PCA01
C.T PCA02
R P 123
123 A A 125
125 A A 301
301 P R R P 311
311 A A 254
254 P R R P 252
252 A A 250
250 P R R P 248
248 A A 246
246 P R R P 244
244 A A 242
242 P R R P 240
240 A
1080
990
960
655
440
415
250
100
190
430
305
255
95
260
495
710
1580
1785
1435
2x2,5
FO
m

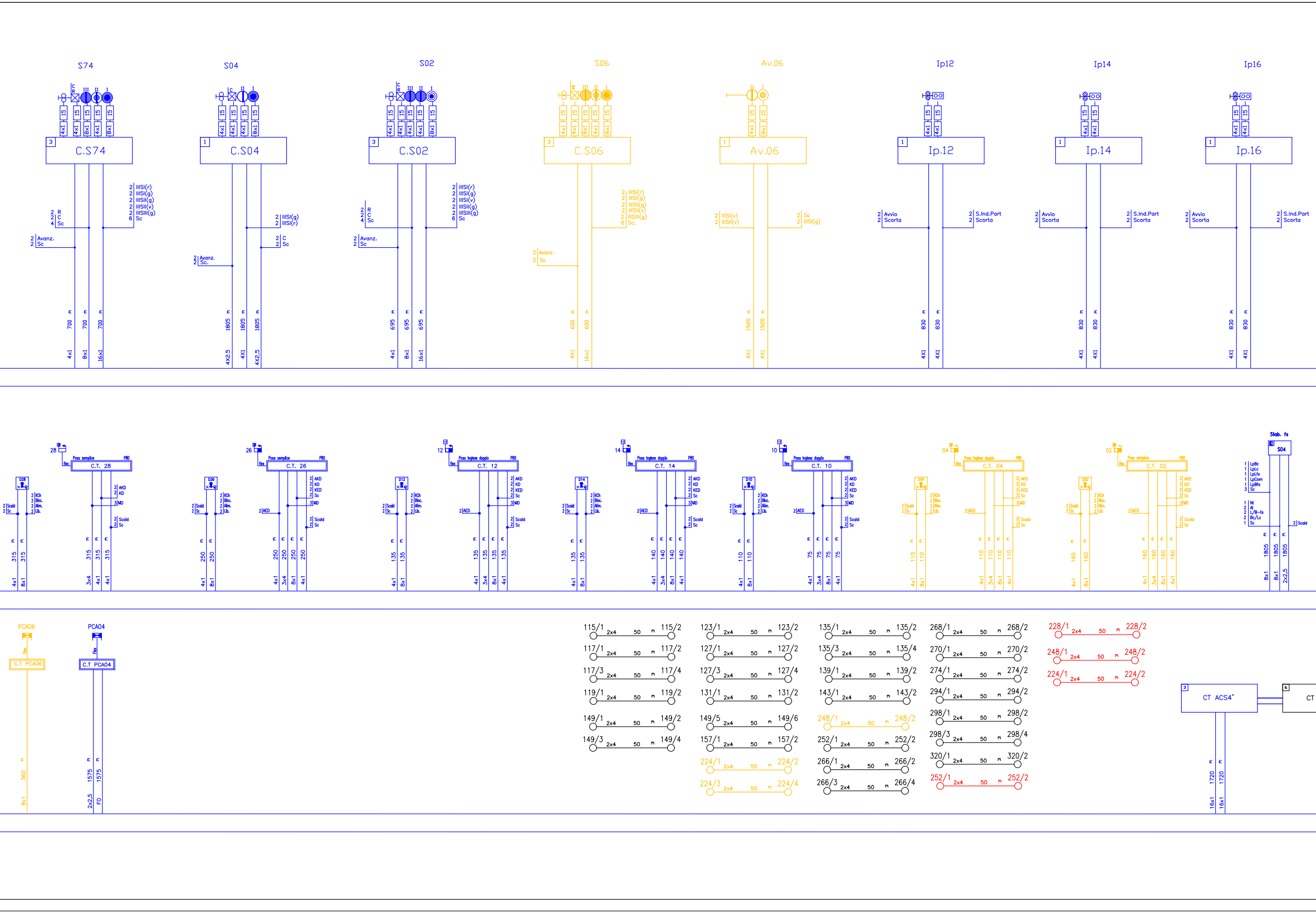
S74
C.S74
700
S04
C.S04
1805
S02
C.S02
695
S06
C.S06
600
Av.06
1920
Ip12
Ip.12
830
Ip14
Ip.14
830
Ip16
Ip.16
830
IIISI(r)
IIISI(g)
IIISII(g)
IIISII(v)
IIISIII(g)
Sc
R
C
Avanz.
Avvio
Scorta
S.Ind.Part
4x1
8x1
16x1
4X2.5
15
C.T. 28
C.T. 26
C.T. 12
C.T. 14
C.T. 10
C.T. 04
C.T. 02
Posa semplice
Posa inglese doppio
PB0
AKD
KD
KED
MD
AED
Scald
KCh
Bloc.
Alim.
Lib.
315
250
135
140
110
75
160
Stab. fs
S04
1805
2x2,5
3x4
PCA06
C.T PCA06
360
PCA04
C.T PCA04
1575
FO
115/1
115/2
117/1
117/2
117/3
117/4
119/1
119/2
149/1
149/2
149/3
149/4
123/1
123/2
127/1
127/2
127/3
127/4
131/1
131/2
149/5
149/6
157/1
157/2
224/1
224/2
224/3
224/4
135/1
135/2
135/3
135/4
139/1
139/2
143/1
143/2
248/1
248/2
252/1
252/2
266/1
266/2
266/3
266/4
268/1
268/2
270/1
270/2
274/1
274/2
294/1
294/2
298/1
298/2
298/3
298/4
320/1
320/2
252/1
252/2
228/1
228/2
248/1
248/2
224/1
224/2
2x4
50
m
CT ACS4'
1720
CT

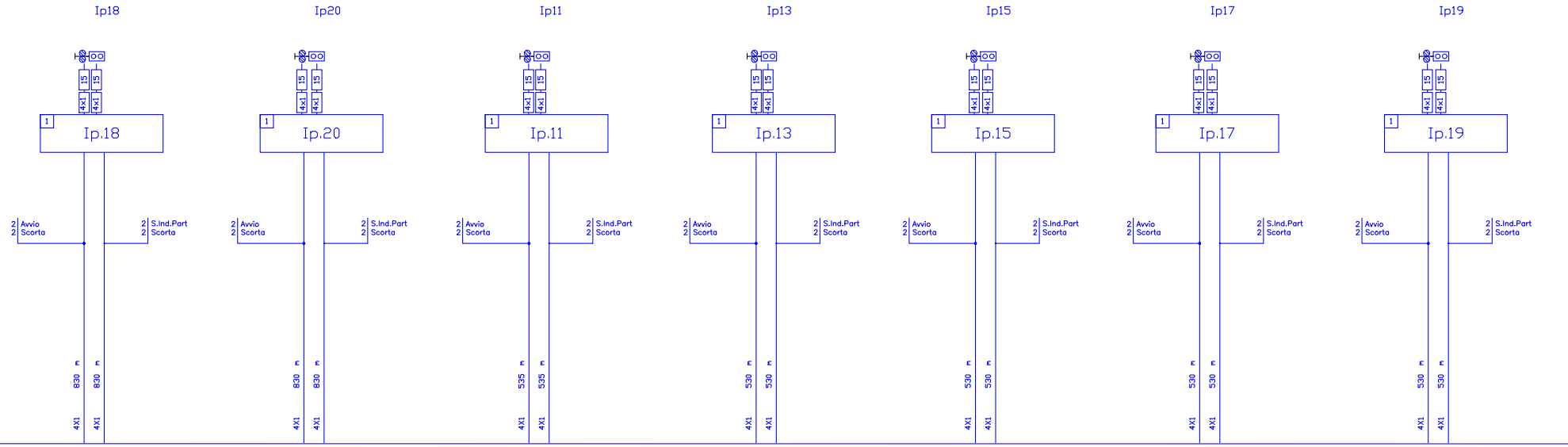
Ip18
Ip20
Ip11
Ip13
Ip15
Ip17
Ip19
Ip.18
Ip.20
Ip.11
Ip.13
Ip.15
Ip.17
Ip.19
2 Avvio
2 Scorta
2 S.Ind.Part
2 Scorta
830
535
530
4X1
15
4x1

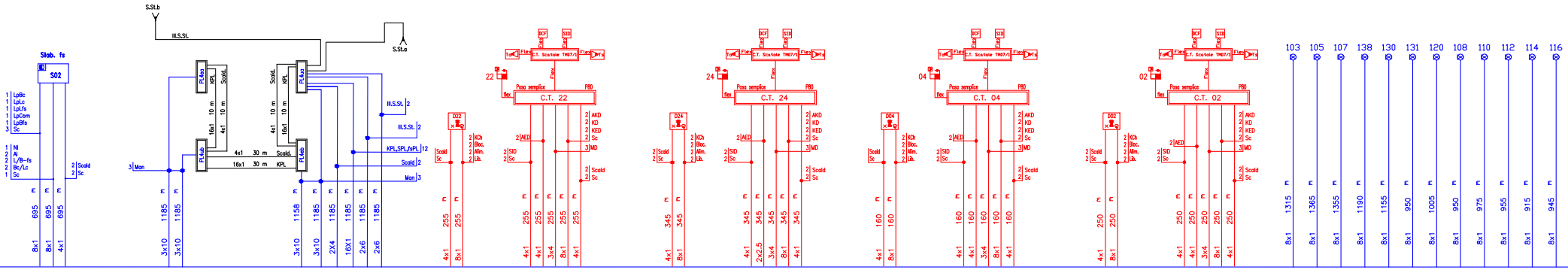
Slab. fs
S02
S.St.b
III.S.St.
S.St.a
KPL
Scald.
III.S.St.
KPL,SPL,fsPL
Scald
Man
4x1 30 m
16x1 30 m
22
24
04
02
C.T. 22
C.T. 24
C.T. 04
C.T. 02
Posa semplice
C.T. Scatole TM07/1
D22
D24
D04
D02
AKD
KD
KED
Sc
MD
AED
SID
Scald
103
105
107
138
130
131
120
108
110
112
114
116
695
1185
1158
255
345
160
250
1315
1365
1355
1190
1155
950
1005
975
955
915
945
8x1
4x1
3x10
2X4
16X1
2x6
3x4
2x2.5

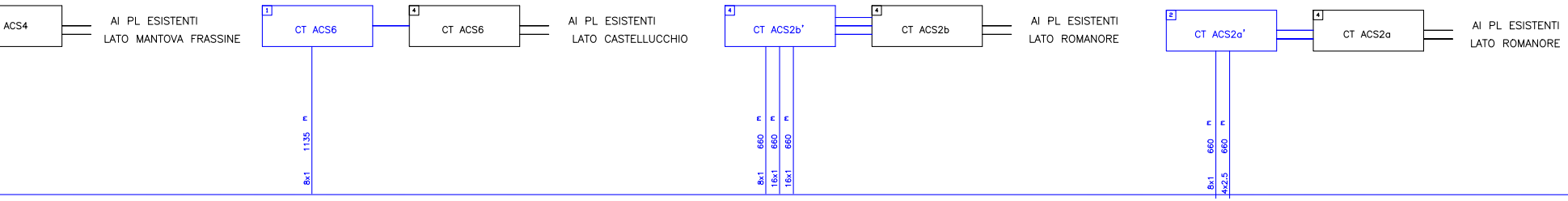
ACS4
AI PL ESISTENTI
LATO MANTOVA FRASSINE
CT ACS6
CT ACS6
AI PL ESISTENTI
LATO CASTELLUCCHIO
CT ACS2b'
CT ACS2b
AI PL ESISTENTI
LATO ROMANORE
CT ACS2a'
CT ACS2a
AI PL ESISTENTI
LATO ROMANORE
1135
8x1
660
16x1
4x2.5

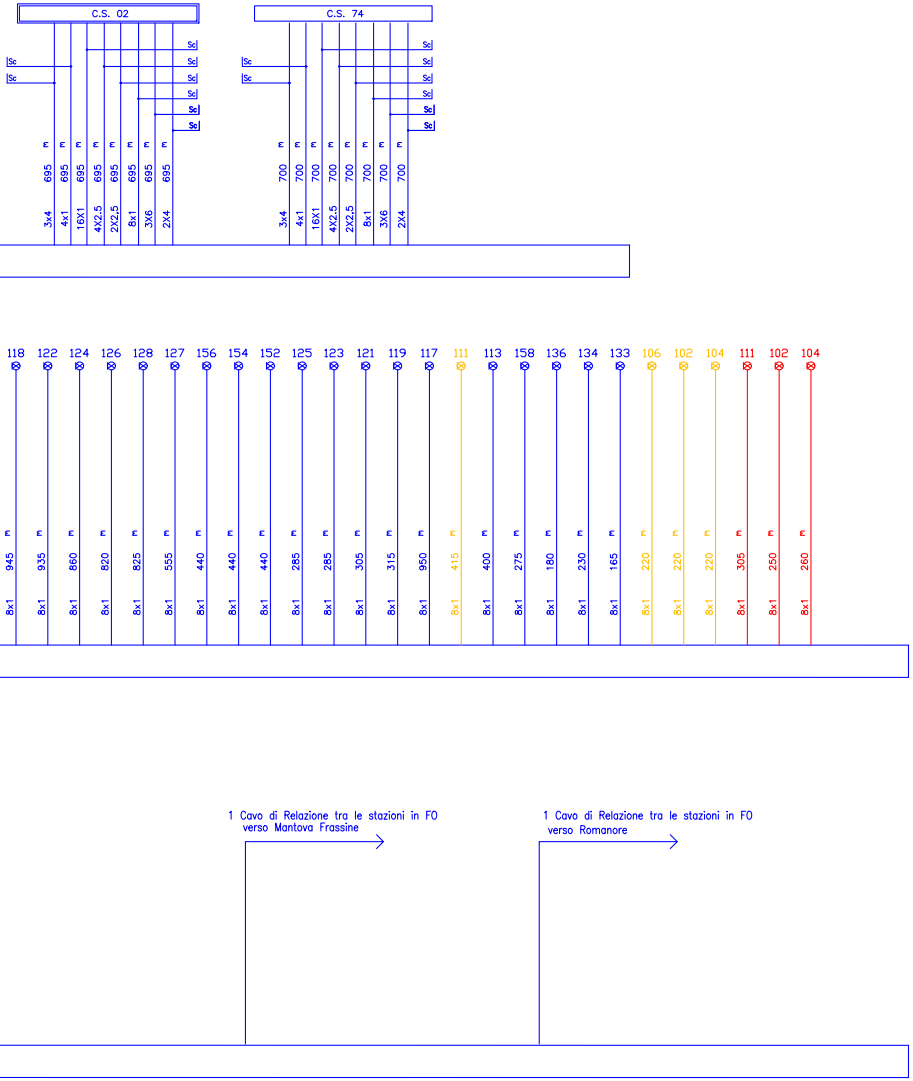
C.S. 02
Sc
3x4 695 m
4x1 695 m
16X1 695 m
4X2,5 695 m
2X2,5 695 m
8x1 695 m
3X6 695 m
2X4 695 m
C.S. 74
3x4 700 m
4x1 700 m
16X1 700 m
4X2,5 700 m
2X2,5 700 m
8x1 700 m
3X6 700 m
2X4 700 m
118 8x1 945 m
122 8x1 935 m
124 8x1 860 m
126 8x1 820 m
128 8x1 825 m
127 8x1 555 m
156 8x1 440 m
154 8x1 440 m
152 8x1 440 m
125 8x1 285 m
123 8x1 285 m
121 8x1 305 m
119 8x1 315 m
117 8x1 950 m
111 8x1 415 m
113 8x1 400 m
158 8x1 275 m
136 8x1 180 m
134 8x1 230 m
133 8x1 165 m
106 8x1 220 m
102 8x1 220 m
104 8x1 220 m
111 8x1 305 m
102 8x1 250 m
104 8x1 260 m
1 Cavo di Relazione tra le stazioni in FO verso Mantova Frassine
1 Cavo di Relazione tra le stazioni in FO verso Romanore

COMMITTENTE:

RFI
RETE FERROVIARIA ITALIANA
GRUPPO FERROVIE DELLO STATO ITALIANE

PROGETTAZIONE:

ITALFERR
GRUPPO FERROVIE DELLO STATO ITALIANE

CUP: J84H17000930009

U.O. TECNOLOGIE NORD

PROGETTO DEFINITIVO

RADDOPPIO LINEA CODOGNO - CREMONA - MANTOVA
TRATTA PIADENA - MANTOVA

ACC MANTOVA
PIANO CAVI IS - FASE 1

SCALA:
-

COMMESSA	LOTTO	FASE	ENTE	TIPO DOC.	OPERA/DISCIPLINA	PROGR.	REV.
NM25	03	D	58	PX	AS1403	002	A

Rev.	Descrizione	Redatto	Data	Verificato	Data	Approvato	Data	Autorizzato Data
A	Emissione esecutiva	G.Bartoletti	04/2020	S.Artioli Artioli S.	04/2020	M. Berlingieri	04/2020	M.Gambaro 04/2020 Ordine Ingegneri Provincia di Genova GAMBARO MARCO n. 9052A

File: NM2503D58PXAS1403002A.dwg
n. Elab.: