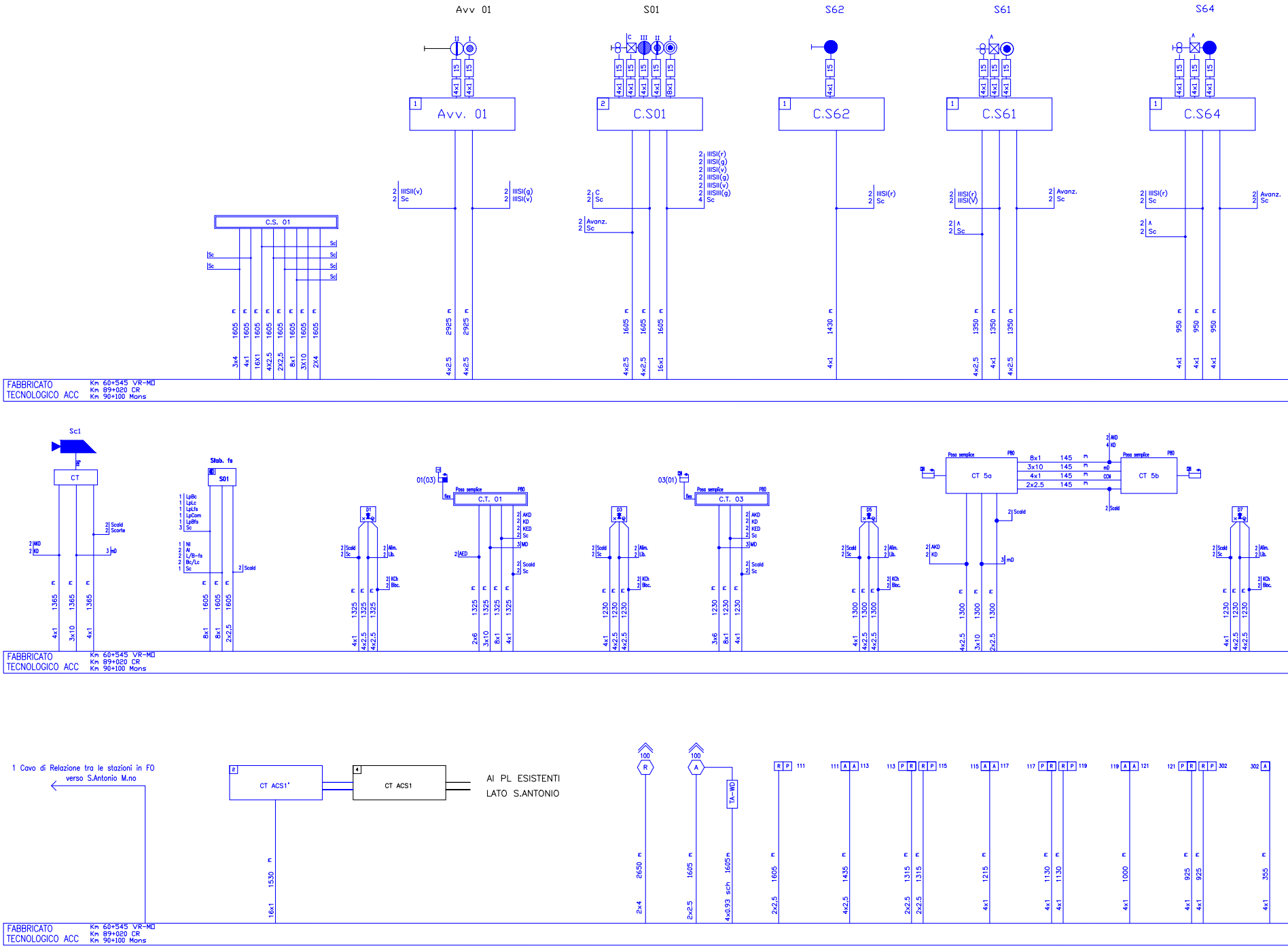

Avv 01
S01
S62
S61
S64
Avv. 01
C.S01
C.S62
C.S61
C.S64
C.S. 01
Avanz.
Sc
FABBRICATO TECNOLOGICO ACC
Km 60+545 VR-MO
Km 89+020 CR
Km 90+100 Mons
Sc1
CT
Stab. fs
S01
01(03)
03(01)
C.T. 01
C.T. 03
Posa semplice
P80
CT 5a
CT 5b
D1
D3
D5
D7
AKD
KD
KED
MD
Scald
Alim.
Lib.
KCh
Bloc.
1 Cavo di Relazione tra le stazioni in FO
verso S.Antonio M.no
CT ACS1'
CT ACS1
AI PL ESISTENTI
LATO S.ANTONIO
TA-WD
100
R
A
P

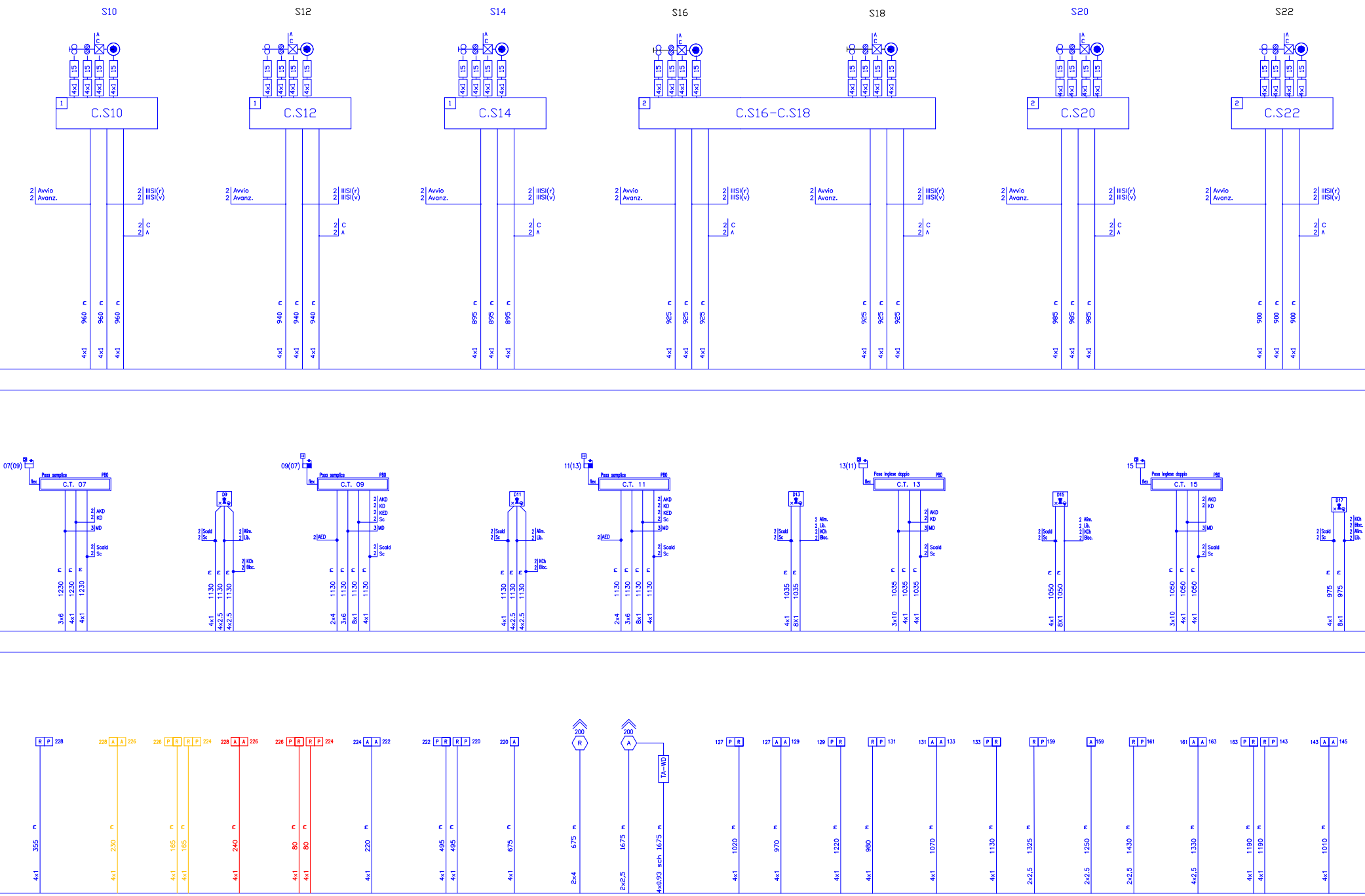
S10
S12
S14
S16
S18
S20
S22
C.S10
C.S12
C.S14
C.S16-C.S18
C.S20
C.S22
2 Avvio
2 Avanz.
2 IIISI(r)
2 IIISI(v)
2 C
2 ∧
960
940
895
925
985
900
4x1
07(09)
09(07)
11(13)
13(11)
15
Posa semplice
Posa inglese doppio
P80
flex
C.T. 07
C.T. 09
C.T. 11
C.T. 13
C.T. 15
D9
D11
D13
D15
D17
AKD
KD
KED
Sc
MD
AED
Scald
Alim.
Lib.
KCh
Bloc.
1230
1130
1035
1050
975
3x6
2x4
8x1
4x2.5
3x10
R
P
A
200
TA-WD
355
230
165
240
80
220
495
675
1675
1020
970
1220
980
1070
1130
1325
1250
1430
1330
1190
1010
2x4
2x2.5
4x0.93 sch
4x2.5

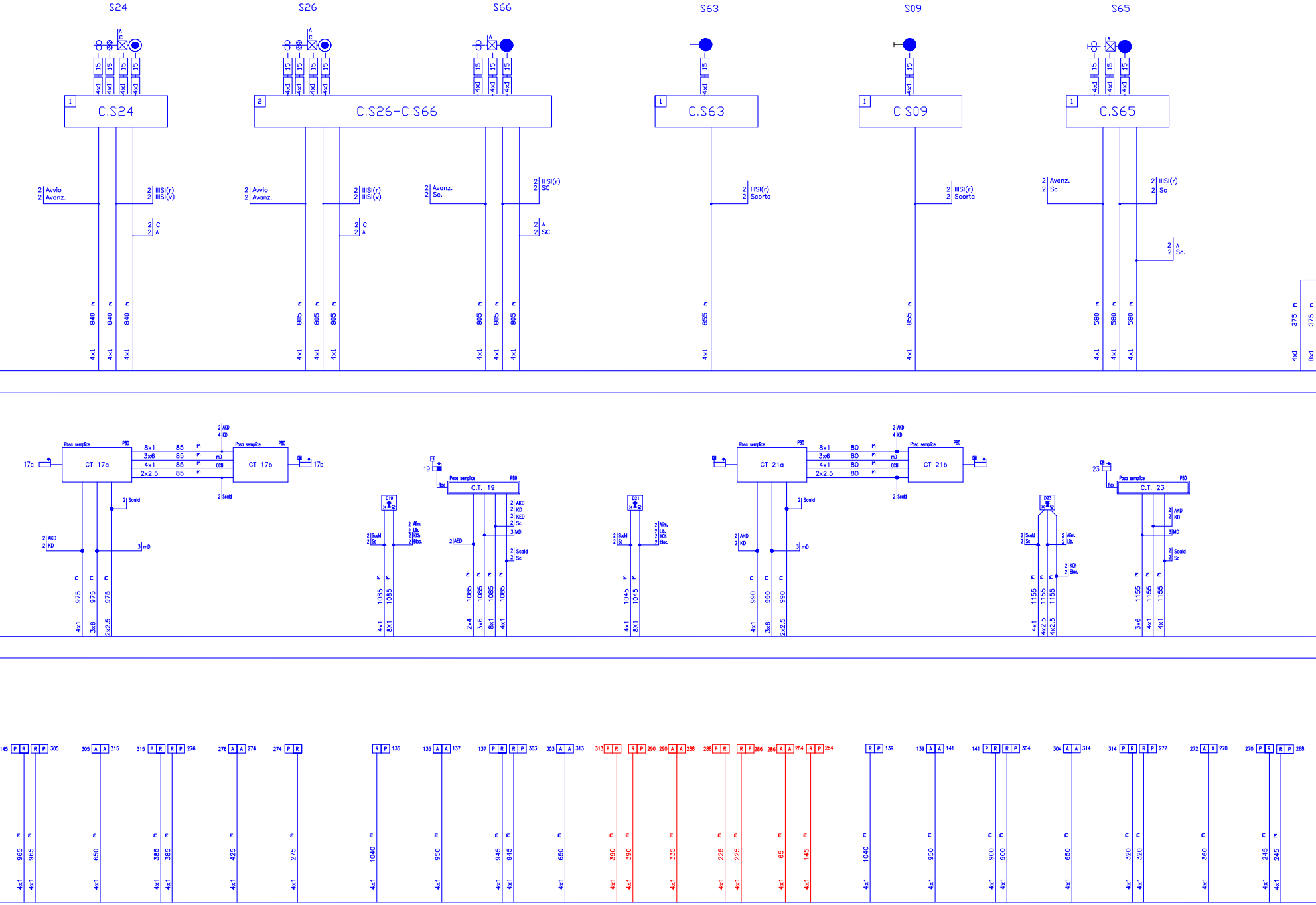
S24
S26
S66
S63
S09
S65
C.S24
C.S26-C.S66
C.S63
C.S09
C.S65
Avvio
Avanz.
IIISI(r)
IIISI(v)
C
Sc.
Scorta
SC
840
805
855
580
375
4x1
8x1
15
CT 17a
CT 17b
17a
17b
CT 21a
CT 21b
C.T. 19
C.T. 23
19
23
D19
D21
D23
Posa semplice
P80
8x1
3x6
4x1
2x2.5
85
80
AKD
KD
KED
AED
mD
MD
CCN
Scald
Alim.
Lib.
KCh
Bloc.
flex
975
1085
1045
990
1155
2x4
4x2.5
965
650
385
425
275
1040
950
945
390
335
225
65
145
900
320
360
245
P
R
A
305
315
276
274
135
137
303
313
290
288
286
284
139
141
304
314
272
270
268

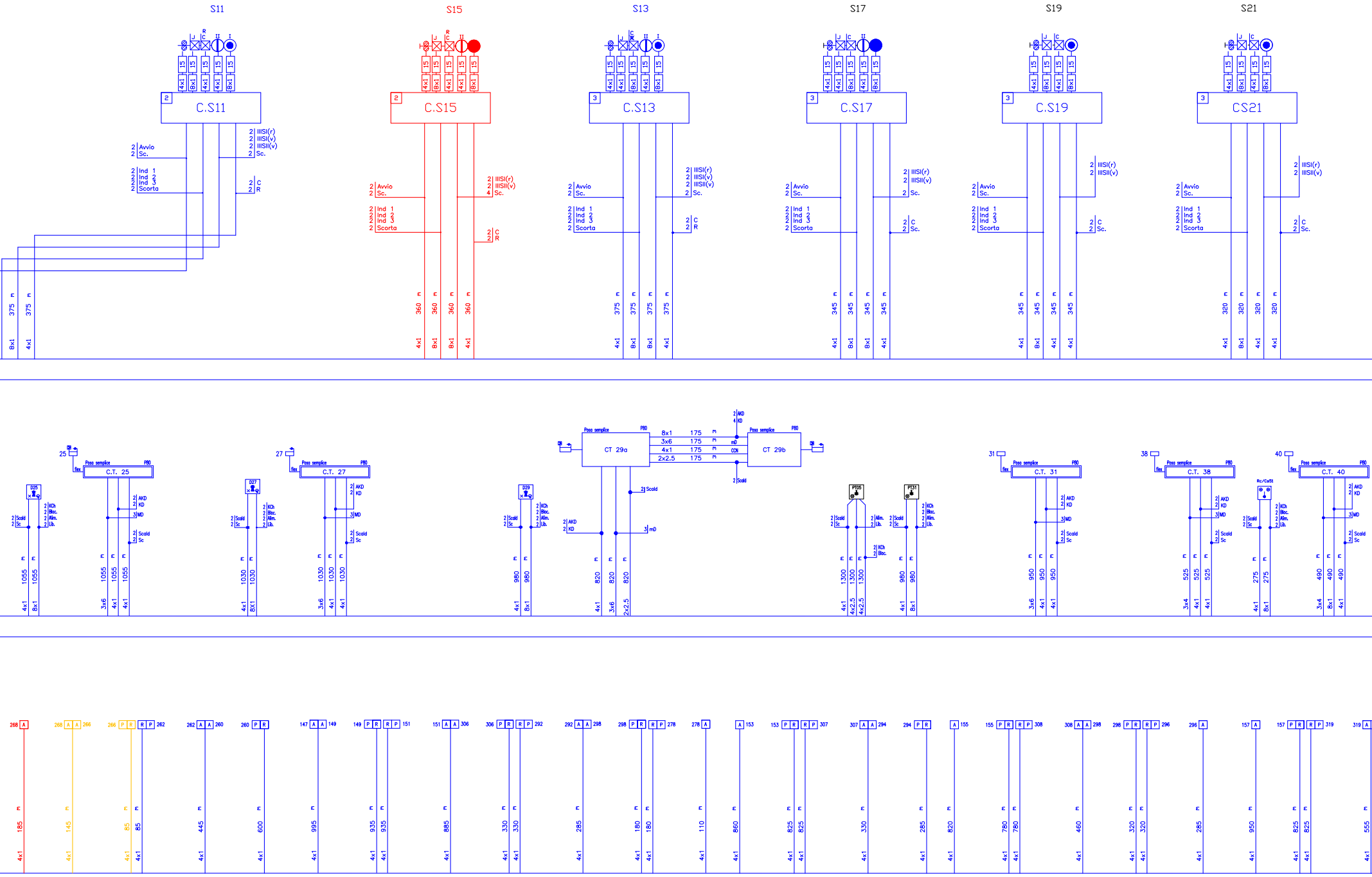
S11
S15
S13
S17
S19
S21
C.S11
C.S15
C.S13
C.S17
C.S19
CS21
Avvio
Sc.
Ind 1
Ind 2
Ind 3
Scorta
IIISI(r)
IIISI(v)
IIISII(v)
C
R
375
360
345
320
8x1
4x1
C.T. 25
C.T. 27
CT 29a
CT 29b
C.T. 31
C.T. 38
C.T. 40
Posa semplice
P80
flex
D25
D27
D29
PT05
PT31
AKD
KD
MD
mD
Scald
KCh
Bloc.
Alim.
Lib.
8x1
3x6
4x1
2x2.5
175
1055
1030
980
820
1300
950
525
275
490
3x4
4x2.5
A
P
R
185
145
85
445
600
995
935
885
330
285
180
110
860
825
820
780
460
555

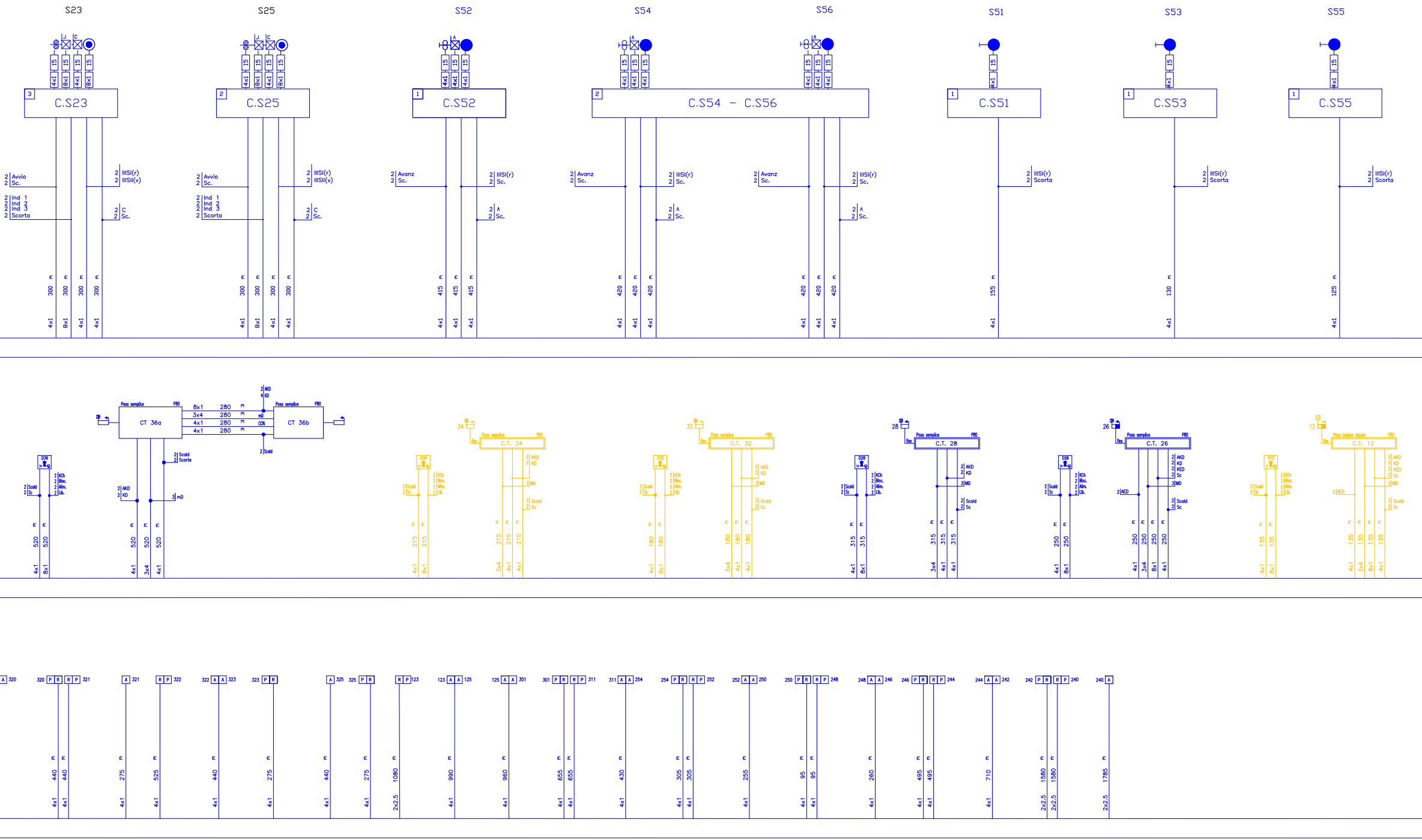

S23
S25
S52
S54
S56
S51
S53
S55
C.S23
C.S25
C.S52
C.S54 - C.S56
C.S51
C.S53
C.S55
2 Avvio
2 Sc.
2 Ind 1
2 Ind 2
2 Ind 3
2 Scorta
2 IIISI(r)
2 IIISII(v)
2 C
2 Sc.
2 Avanz
2 Sc.
2 IIISI(r)
2 Sc.
2 Scorta
300
415
420
155
130
125
4x1
8x1
CT 36a
CT 36b
Posa semplice
P80
8x1 280
3x4 280
4x1 280
4x1 280
2 AKD
4 KD
2 Scald
2 Scorte
3 mD
C.T. 34
C.T. 32
C.T. 28
C.T. 26
C.T. 12
Posa Ingiese doppia
D36
D34
D32
D28
D26
D12
2 KCh
2 Bloc.
2 Alim.
2 Lib.
2 AKD
2 KD
3 MD
2 KED
2 AED
520
215
180
315
250
135
3x4
320
321
322
323
325
123
125
301
311
254
252
250
248
246
244
242
240
440
275
525
1080
990
960
655
430
305
255
95
260
495
710
1580
1785
2x2.5

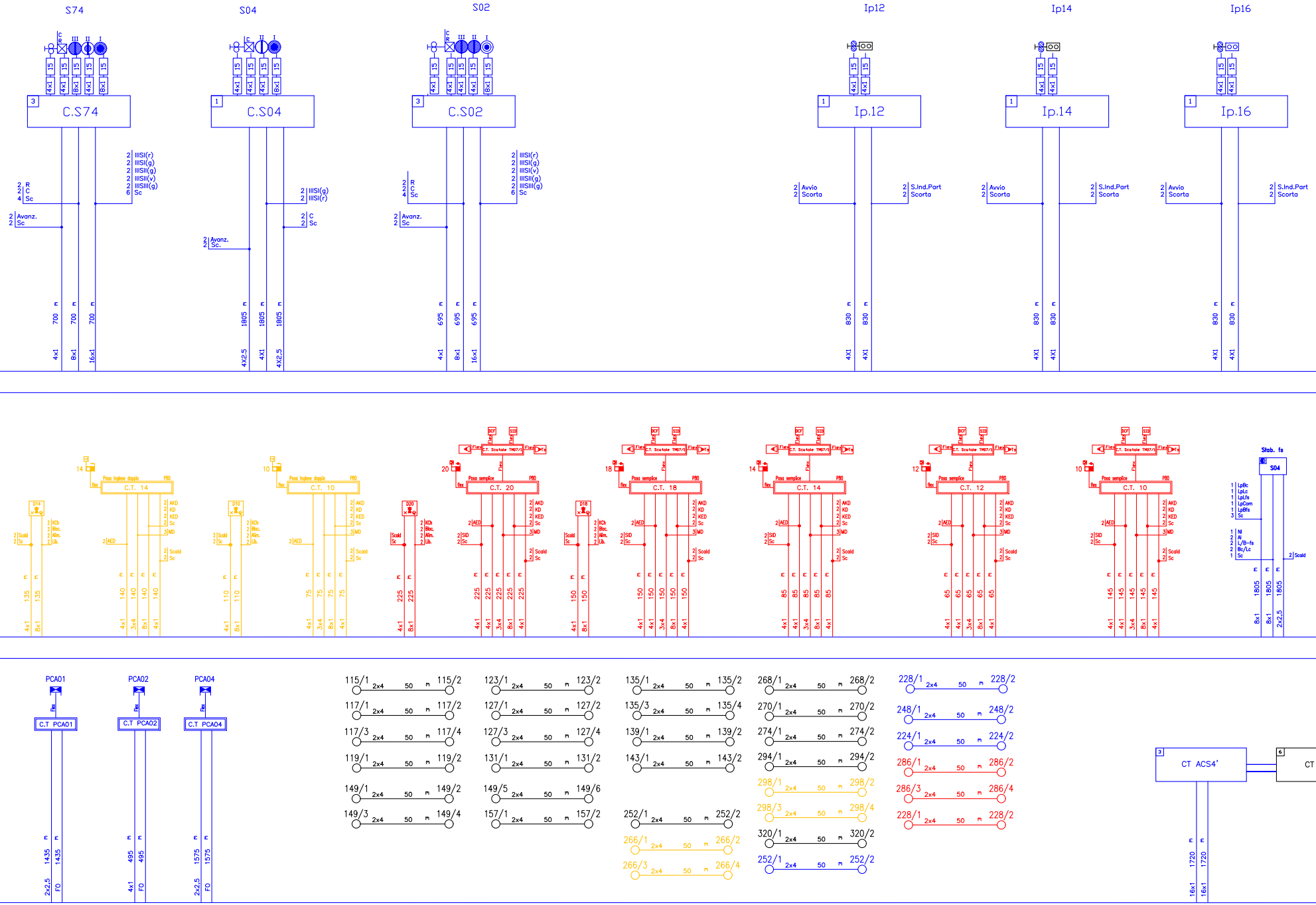
S74
S04
S02
Ip12
Ip14
Ip16
C.S74
C.S04
C.S02
Ip.12
Ip.14
Ip.16
Avanz.
Sc
R
C
Avvio
Scorta
S.Ind.Part
IIISI(r)
IIISI(g)
IIISII(g)
IIISI(v)
IIISIII(g)
700
1805
695
830
4x1
8x1
16x1
4X2,5
C.T. 14
C.T. 10
C.T. 20
C.T. 18
C.T. 12
Posa inglese doppio
Posa semplice
C.T. Scatole TM07/1
flex
AKD
KD
KED
MD
AED
SID
Scald
KCh
Risc.
Alim.
Lb.
D14
D10
D20
D18
Stab. fs
S04
LpBc
LpLc
LpLfs
LpCom
LpBfs
Nl
Al
L/B-fs
Bc/Lc
135
140
110
75
225
150
85
65
145
3x4
2x2,5
PCA01
PCA02
PCA04
C.T PCA01
C.T PCA02
C.T PCA04
1435
495
1575
FO
115/1
115/2
117/1
117/2
117/3
117/4
119/1
119/2
149/1
149/2
149/3
149/4
123/1
123/2
127/1
127/2
127/3
127/4
131/1
131/2
149/5
149/6
157/1
157/2
135/1
135/2
135/3
135/4
139/1
139/2
143/1
143/2
252/1
252/2
266/1
266/2
266/3
266/4
268/1
268/2
270/1
270/2
274/1
274/2
294/1
294/2
298/1
298/2
298/3
298/4
320/1
320/2
252/1
252/2
228/1
228/2
248/1
248/2
224/1
224/2
286/1
286/2
286/3
286/4
228/1
228/2
2x4
50
m
CT ACS4'
CT
1720
16x1

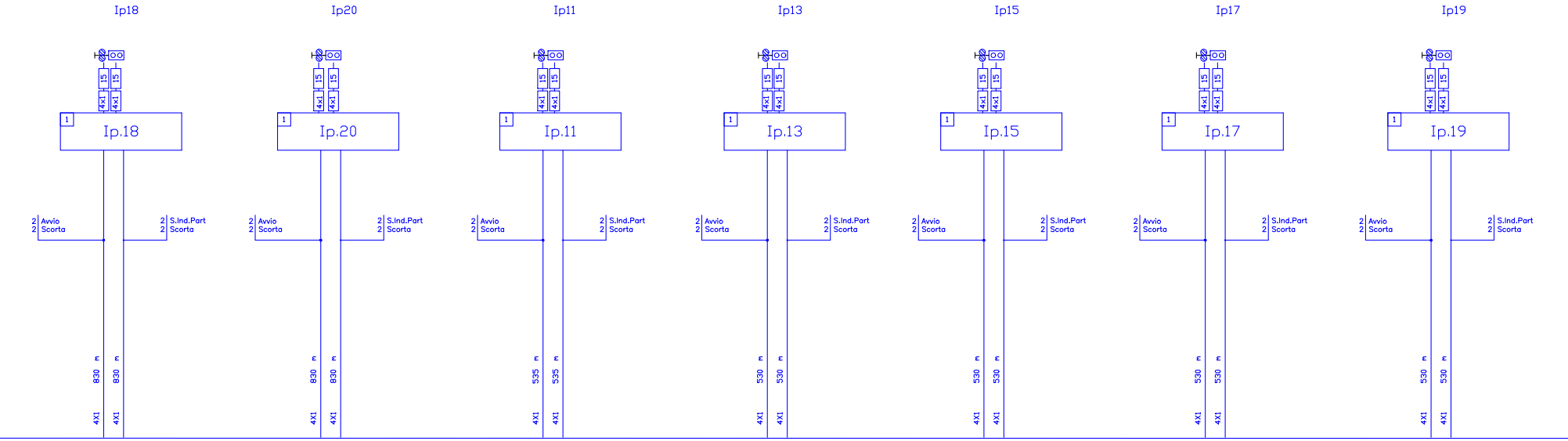
Ip18
Ip.18
Ip20
Ip.20
Ip11
Ip.11
Ip13
Ip.13
Ip15
Ip.15
Ip17
Ip.17
Ip19
Ip.19
2 Avvio
2 Scorta
2 S.Ind.Part
2 Scorta
15
4x1
830
535
530
4X1

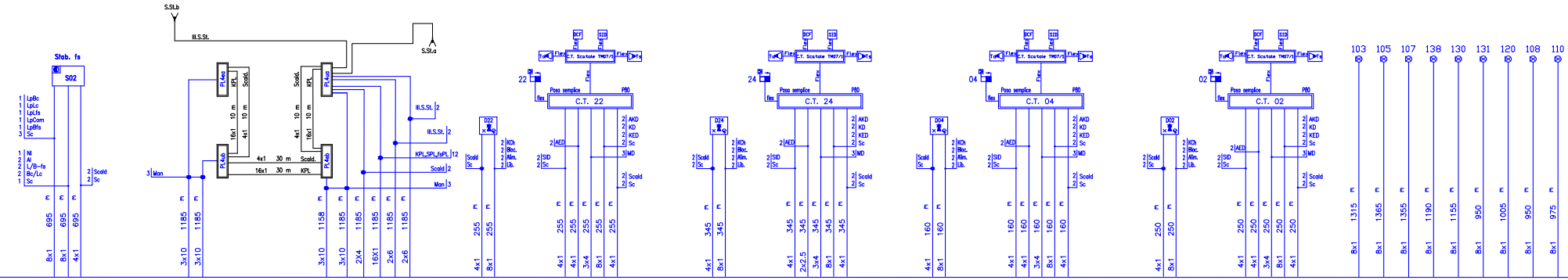
S.St.b
III.S.St.
S.St.a
Stab. fs
S02
1 LpBc
1 LpLc
1 LpLfs
1 LpCom
1 LpBfs
3 Sc
1 Nl
1 Al
2 L/B-fs
2 Bc/Lc
1 Sc
2 Scald
2 Sc
3 Man
PL4oa
PL4ob
KPL
Scald.
4x1 30 m Scald.
16x1 30 m KPL
10 m
III.S.St. 2
II.S.St. 2
KPL,SPL,fsPL 12
Scald 2
Man 3
D22
D24
D04
D02
22
24
04
02
C.T. 22
C.T. 24
C.T. 04
C.T. 02
C.T. Scatole TM07/1
Posa semplice
PBO
DCF
SID
Flex
2 KCh
2 Bloc.
2 Alim.
2 Lib.
2 AKD
2 KD
2 KED
2 Sc
3 MD
2 AED
2 SID
2 Sc
2 Scald
2 Sc
695
1185
1158
255
345
160
250
103
105
107
138
130
131
120
108
110
1315
1365
1355
1190
1155
950
1005
950
975
8x1
4x1
3x10
2X4
16X1
2x6
3x4
2x2.5

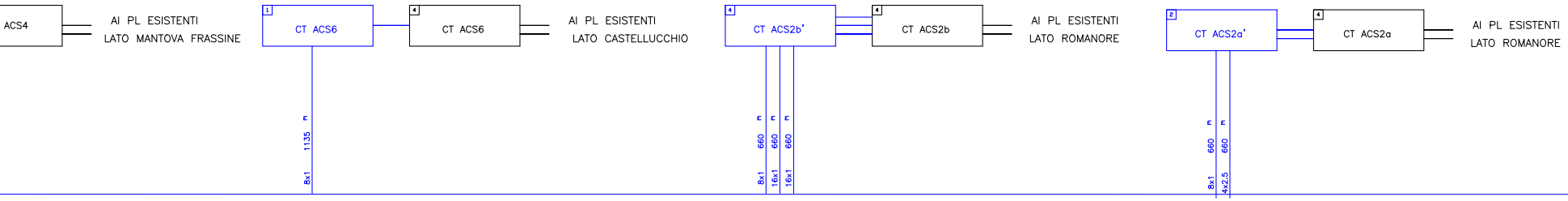
ACS4
AI PL ESISTENTI
LATO MANTOVA FRASSINE
CT ACS6
CT ACS6
AI PL ESISTENTI
LATO CASTELLUCCHIO
CT ACS2b'
CT ACS2b
AI PL ESISTENTI
LATO ROMANORE
CT ACS2a'
CT ACS2a
AI PL ESISTENTI
LATO ROMANORE
1135
8x1
660
16x1
4x2.5

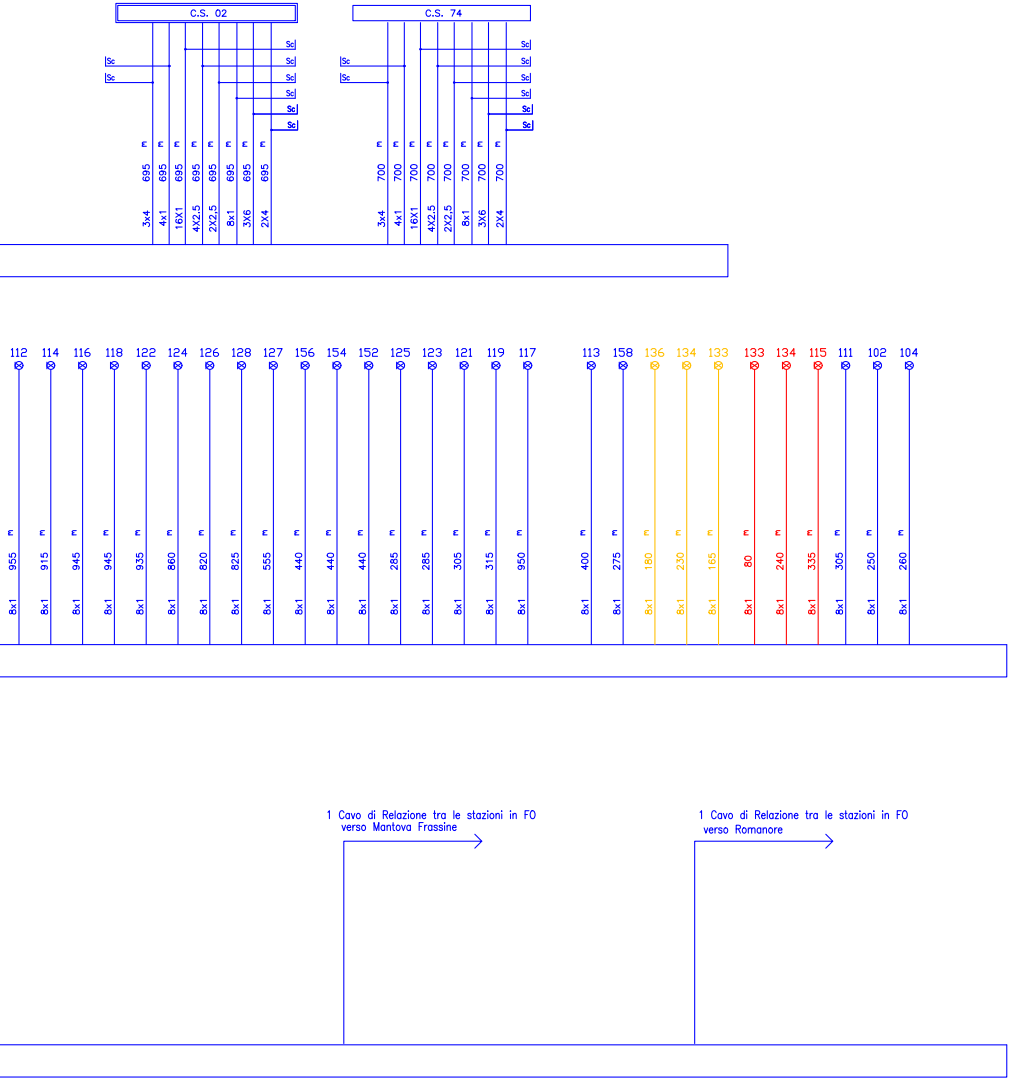
C.S. 02
C.S. 74
Sc
3x4
4x1
16X1
4X2,5
2X2,5
8x1
3X6
2X4
695 m
700 m
112
114
116
118
122
124
126
128
127
156
154
152
125
123
121
119
117
113
158
136
134
133
133
134
115
111
102
104
955 m
915 m
945 m
945 m
935 m
860 m
820 m
825 m
555 m
440 m
440 m
440 m
285 m
285 m
305 m
315 m
950 m
400 m
275 m
180 m
230 m
165 m
80 m
240 m
335 m
305 m
250 m
260 m
8x1
1 Cavo di Relazione tra le stazioni in FO verso Mantova Frassine
1 Cavo di Relazione tra le stazioni in FO verso Romanore

COMMITTENTE:

RFI RETE FERROVIARIA ITALIANA
GRUPPO FERROVIE DELLO STATO ITALIANE

PROGETTAZIONE:

ITALFERR
GRUPPO FERROVIE DELLO STATO ITALIANE

CUP: J84H17000930009

U.O. TECNOLOGIE NORD

PROGETTO DEFINITIVO

RADDOPPIO LINEA CODOGNO - CREMONA - MANTOVA
TRATTA PIADENA - MANTOVA

ACC MANTOVA
PIANO CAVI IS - FASE 2

SCALA: -

COMMESSA	LOTTO	FASE	ENTE	TIPO DOC.	OPERA/DISCIPLINA	PROGR.	REV.
NM25	03	D	58	PX	AS1403	003	A

Rev.	Descrizione	Redatto	Data	Verificato	Data	Approvato	Data	Autorizzato Data
A	Emissione esecutiva	G.Bartoletti	04/2020	S.Artioli Artioli S.	04/2020	M. Berlingieri	04/2020	M.Gambaro 04/2020 GAMBARO MARIO

File: NM2503D58PXAS1403003A.dwg
n. Elab.: