SASIB SEGNALAMENTO FERROVIARIO

LINEA : MODENA - VERONA

STAZIONE DI ROMANORE

(Piano cavi e isolamento)

24/11/93	Approvato
16/12/93	O.S. N°12
30/03/94	Approvato
24/10/94	Cantiere
12/01/96	Cantiere
02/2000	

P01'02

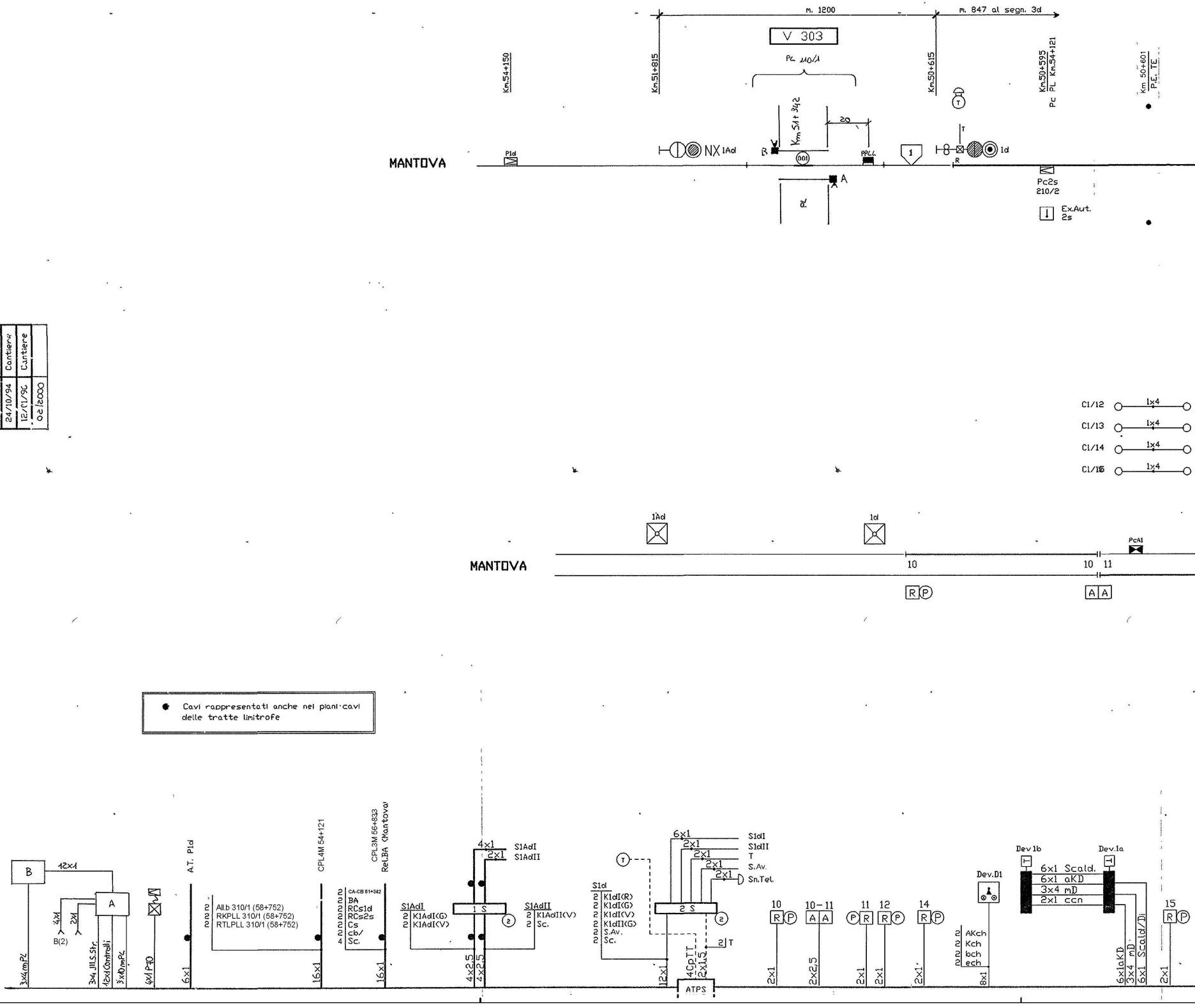
m. 1200
m. 847 al segn. 3d
V 303
PL 110/1
Km.54+150
Km.51+815
Km.50+615
Km.50+595
Pc PL Km.54+121
Km 50+601
P.E. TE
Km 51+342
20
MANTOVA
P1d
NX 1Ad
B
A
PL
(001)
PPLL
1
T
R
1d
Pc2s
210/2
Ex.Aut.
2s
C1/12
C1/13
C1/14
C1/15
1x4
1Ad
1d
PcA1
MANTOVA
10
10 11
RP
AA
B
12x1
A
4x1
2x1
B(2)
3x4mPL
3x4 JII.S.Str.
12x1Controlli
3x10mPL
4x1 P10
A.T. P1d
6x1
2 All.b 310/1 (58+752)
2 RKPLL 310/1 (58+752)
2 RTLPLL 310/1 (58+752)
CPL4M 54+121
16x1
CPL3M 56+833
Rel.BA (Mantova)
2 CA-CB 51+342
2 BA
2 RCs1d
2 RCs2s
2 Cs
2 cb/
4 Sc.
16x1
4x1
2x1
S1AdI
S1AdII
1 S
2
S1AdI
2 K1AdI(G)
2 K1AdI(V)
S1AdII
2 K1AdII(V)
2 Sc.
4x2,5
4x2,5
T
6x1
2x1
2x1
2x1
2x1
S1dI
S1dII
T
S.Av.
Sn.Tel.
S1d
2 K1dI(R)
2 K1dI(G)
2 K1dI(V)
2 K1dII(G)
2 S.Av.
2 Sc.
2 S
2
2 T
12x1
4CpTT
2x1,5
ATPS
10
RP
2x1
10-11
AA
2x2,5
11
PR
2x1
12
RP
2x1
14
RP
2x1
Dev.D1
2 AKch
2 Kch
2 bch
2 ech
8x1
Dev 1b
Dev.1a
6x1 Scald.
6x1 aKD
3x4 mD
2x1 ccn
6x1aKD
3x4 mD
6x1 Scald/Di
15
RP
2x1

● Cavi rappresentati anche nei piani cavi delle tratte limitrofe

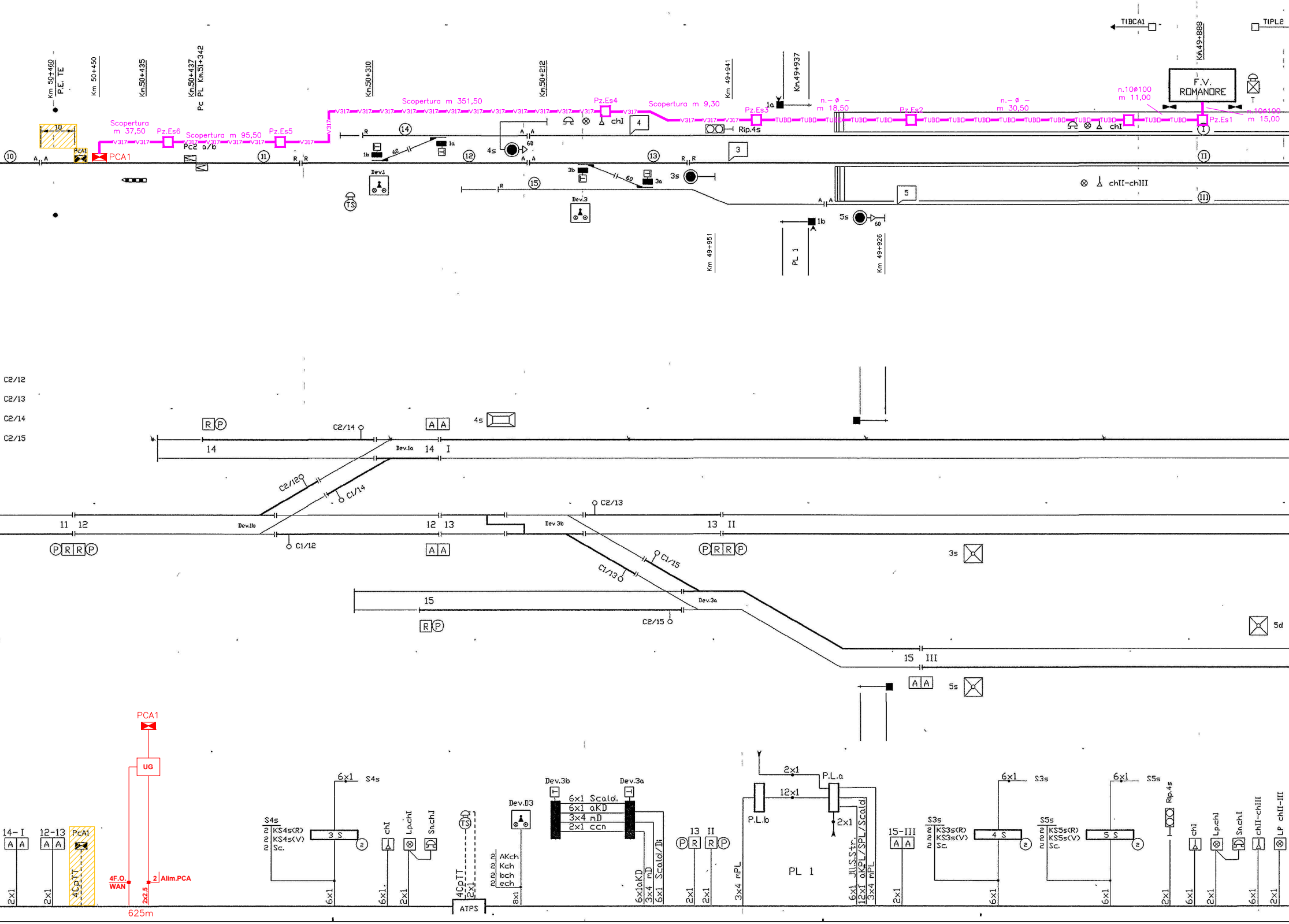
Km 50+460
P.E. TE
Km 50+450
Km.50+435
Km.50+437
PL Km.51+342
Pc
Km.50+310
Km.50+212
Km 49+941
Km.49+937
Km.49+888
TIBCA1
TIPL2
F.V.
ROMANORE
10
PcA1
PCA1
Scopertura m 37,50
Pz.Es6
Scopertura m 95,50
Pz.Es5
Pc2 a/b
Scopertura m 351,50
Pz.Es4
Scopertura m 9,30
Pz.Es3
n.– ø – m 18,50
Pz.Es2
n.– ø – m 30,50
n.10ø100 m 11,00
n.10ø100 m 15,00
Pz.Es1
V317
TUBO
chI
Rip.4s
chII-chIII
Dev.1
Dev.3
TS
1a
1b
3a
3b
4s
3s
5s
60
A
R
I
II
III
1
3
4
5
10
11
12
13
14
15
Km 49+951
PL 1
Km 49+926
C2/12
C2/13
C2/14
C2/15
C1/12
C1/13
C1/14
C1/15
Dev.1a
Dev.1b
Dev.3a
Dev.3b
14 I
11 12
12 13
13 II
15 III
15
14
R P
A A
P R R P
3s
5d
5s
PCA1
UG
4F.O.
WAN
2 Alim.PCA
2x2.5
625m
14–I
12-13
4CpTT
S4s
KS4s(R)
KS4s(V)
Sc.
3 S
6x1
chI
Lp.chI
Sn.chI
4CpTT
2x1
ATPS
Dev.D3
AKch
Kch
bch
ech
3x1
Dev.3b
Dev.3a
6x1 Scald.
6x1 aKD
3x4 mD
2x1 ccn
6x1aKD
3x4 mD
6x1 Scald/Di
13 II
3x4 mPL
P.L.b
2x1
12x1
P.L.a
PL 1
6x1 Jll.S.Str.
12x1 aKPL/SPL/Scald
3x4 mPL
15-III
S3s
KS3s(R)
KS3s(V)
4 S
S3s
S5s
KS5s(R)
KS5s(V)
5 S
S5s
Rip.4s
chII-chIII
LP chII-III

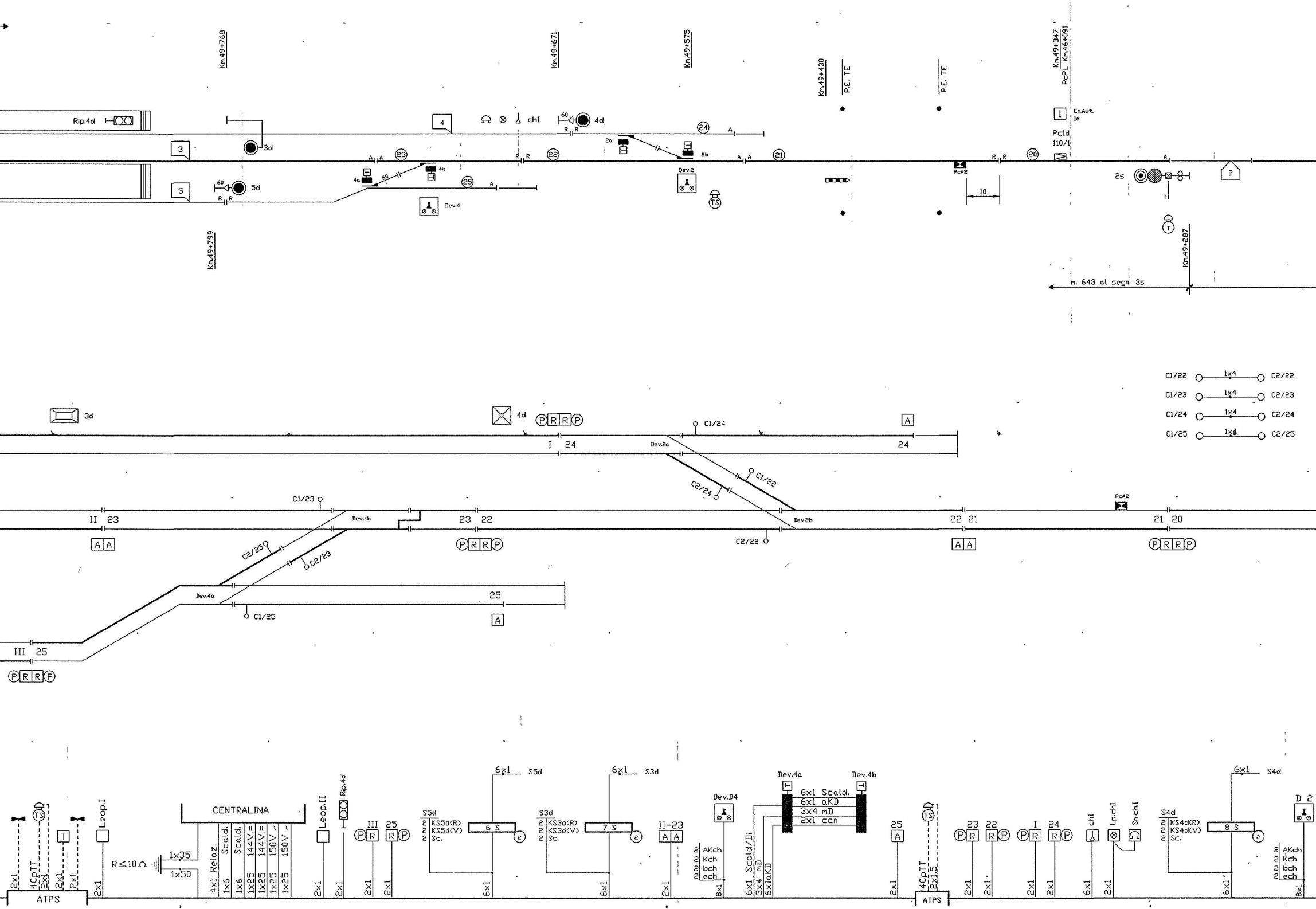
Km.49+768
Km.49+671
Km.49+575
Km.49+430
P.E. TE
P.E. TE
Km.49+347
PcPL Km.46+091
Rip.4d
3d
3
5
5d
60
4
chI
60
4d
24
2a
2b
23
4a
60
4b
25
Dev.4
22
Dev.2
TS
21
20
PcA2
10
Ex.Aut.
1d
Pc1d
110/1
2s
T
2
T
Km.49+287
Km.49+799
m. 643 al segn. 3s
C1/22
1x4
C2/22
C1/23
1x4
C2/23
C1/24
1x4
C2/24
C1/25
1x4
C2/25
3d
4d
PRRP
C1/24
A
I 24
Dev.2a
24
C1/22
C2/24
C1/23
II 23
Dev.4b
23 22
Dev 2b
22 21
PcA2
21 20
AA
C2/25
C2/23
PRRP
C2/22
AA
PRRP
Dev.4a
25
C1/25
A
III 25
PRRP
TS
T
4CpTT
2x4
2x1
2x1
2x1
ATPS
Leop.I
2x1
CENTRALINA
R≤10Ω
1x35
1x50
4x1 Relaz.
1x6 Scald.
1x6 Scald.
1x25 144V.=
1x25 144V.=
1x25 150V ~
1x25 150V ~
Leop.II
2x1
Rp.4d
2x1
III
25
PR
RP
2x1
2x1
6x1
S5d
S5d
2 KS5d(R)
2 KS5d(V)
2 Sc.
6 S
2
6x1
6x1
S3d
S3d
2 KS3d(R)
2 KS3d(V)
2 Sc.
7 S
2
6x1
II-23
AA
2x1
Dev.D4
2 AKch
2 Kch
2 bch
2 ech
8x1
Dev.4a
Dev.4b
6x1 Scald.
6x1 aKD
3x4 mD
2x1 ccn
6x1 Scald/Di
3x4 mD
6x1aKD
25
A
2x1
TS
4CpTT
2x1,5
ATPS
23
22
PR
RP
2x1
2x1
I
24
PR
RP
2x1
2x1
chI
Lp.chI
Sn.chI
6x1
2x1
6x1
S4d
S4d
2 KS4d(R)
2 KS4d(V)
2 Sc.
8 S
2
6x1
D 2
2 AKch
2 Kch
2 bch
2 ech
8x1

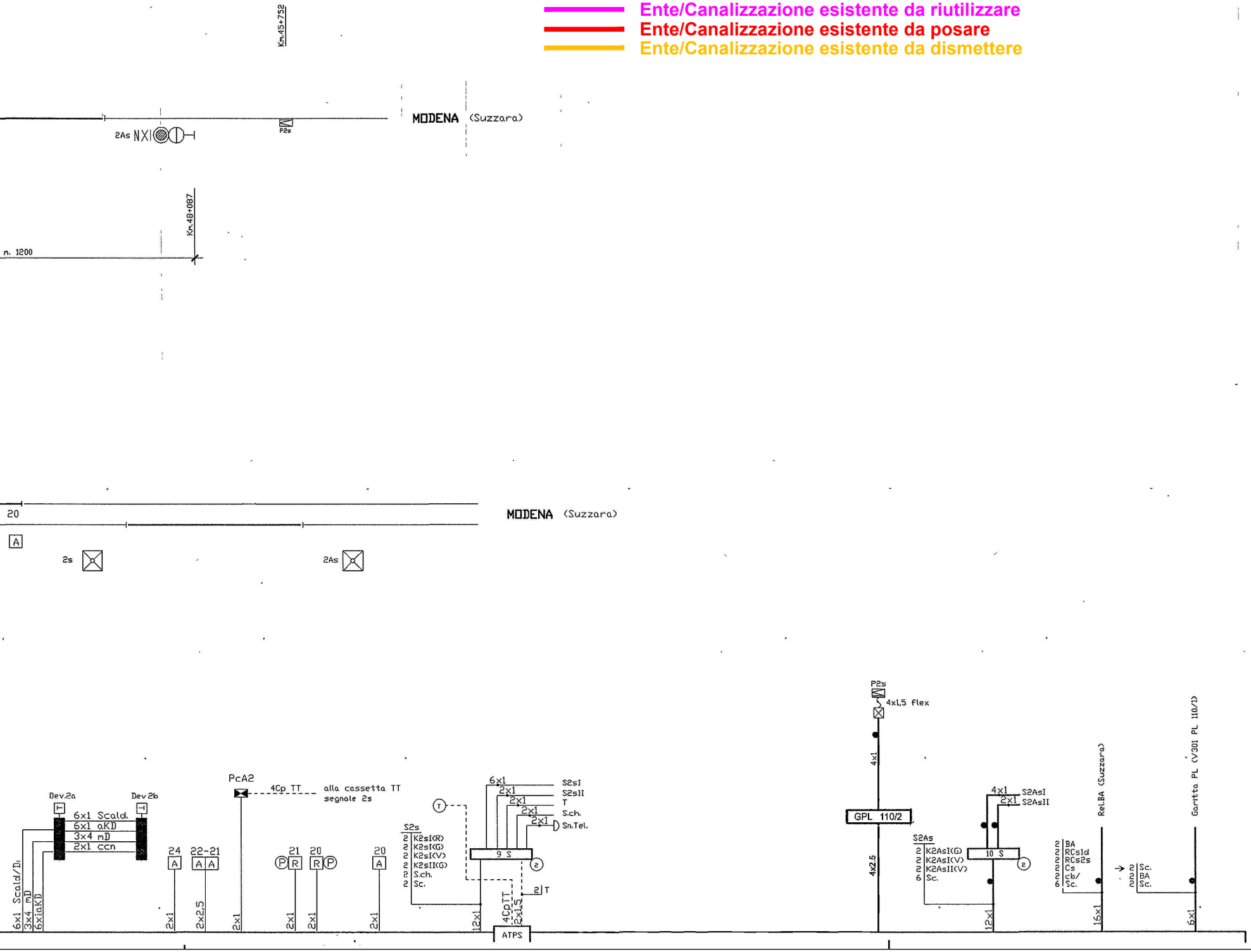

Legenda:

🟪 Ente/Canalizzazione esistente da riutilizzare
🟥 Ente/Canalizzazione esistente da posare
🟧 Ente/Canalizzazione esistente da dismettere

Km.45+752
2As NX
P2s
MODENA (Suzzara)
Km.48+087
m. 1200
20
A
2s
2As
MODENA (Suzzara)
Dev.2a
Dev 2b
6x1 Scald.
6x1 aKD
3x4 mD
2x1 ccn
6x1 Scald/D
3x4 mD
6x1aKD
24
A
22-21
A A
2x1
2x2,5
PcA2
4Cp TT
alla cassetta TT segnale 2s
2x1
21 20
P R R P
2x1
2x1
20
A
2x1
S2s
2 K2sI(R)
2 K2sI(G)
2 K2sI(V)
2 K2sII(G)
2 S.ch.
2 Sc.
T
6x1 S2sI
2x1 S2sII
2x1 T
2x1 S.ch.
2x1 Sn.Tel.
9 S
2
2 T
12x1
4CpTT
2x1,5
ATPS
P2s
4x1,5 flex
4x1
GPL 110/2
4x2.5
S2As
2 K2AsI(G)
2 K2AsI(V)
2 K2AsII(V)
6 Sc.
4x1 S2AsI
2x1 S2AsII
10 S
2
12x1
Rel.BA (Suzzara)
2 BA
2 RCs1d
2 RCs2s
2 Cs
2 cb/
6 Sc.
15x1
2 Sc.
2 BA
2 Sc.
Garitta PL (V301 PL 110/1)
6x1

COMMITTENTE:

RFI RETE FERROVIARIA ITALIANA
GRUPPO FERROVIE DELLO STATO ITALIANE

PROGETTAZIONE:

ITALFERR
GRUPPO FERROVIE DELLO STATO ITALIANE

CUP: J84H17000930009

U.O. TECNOLOGIE NORD

PROGETTO DEFINITIVO

RADDOPPIO LINEA CODOGNO - CREMONA - MANTOVA
TRATTA PIADENA - MANTOVA

ACEI ROMANORE
PIANO CAVI ESISTENTE IN R/G - STRALCIO PIANO CANALIZZAZIONI

SCALA:
-

COMMESSA	LOTTO	FASE	ENTE	TIPO DOC.	OPERA/DISCIPLINA	PROGR.	REV.
NM25	03	D	58	PX	AC1503	001	A

Rev.	Descrizione	Redatto	Data	Verificato	Data	Approvato	Data	Autorizzato Data
A	Emissione per commenti	S.Artioli Artioli S.	04/2020	A.Borzillo	04/2020	M. Berlingieri	04/2020	M.Gambaro 04/2020 GAMBARO MARIO n. 9052A

File: NM2503D58PXAC1503001A.dwg
n. Elab.: