M

Ⓜ RAR.

Ⓜ

Cr. 7/0

FERROVIE DELLO STATO SPA

Divisione Costruzioni   Servizio Gestione Lavori 3°   Progetto Commessa N°6

LINEA: CASERTA – FOGGIA

Realizzazione dell'impianto di Comando Centralizzato del Traffico (C.T.C.) ed opere connesse sulla linea Caserta – Foggia

IMPIANTO: A.C.E.I. TELESE

Tav. Distribuzione apparecchiature

(03)

AGGIORNAMENTI	DATA	OGGETTO	FIRME	POS.D'ARCHIVIO
E				
D				
C				
B		SOPPRESSIONE PL 4 C.C.7/0		
A	18.02.99	Attivazione (C.d.V. Tecnica F.S.)		

SOSTITUISCE IL DISEGNO N.   SOSTITUITO DAL DISEGNO N.

ASSOCIAZIONE TEMPORANEA DI IMPRESE

ANSALDO Trasporti
MANDATARIA

Costruttori S.p.A.
MANDANTE

ELETTRO GENERAL GENOVA
MANDANTE

TORTATO & CANAL s.r.l. segnalamento ferroviario
MANDANTE

TECNICO RESPONSABILE DELLA PROGETTAZIONE
Dott. Ing. CLAUDIO PEZZATO
N. 1318

SCALA

CODICE DOCUM.   FORMATO

Sede A.T.I.: Via Nuova delle Brecce 260, Napoli.

Disegnato Ad	Controllato	Approvato	Codice TEL03 Codice
Data 21.06.94	Codice cliente	Codice ATI CF1.ASS.TT003.07	Foglio 03

TAV. 16/1 Arm. 3	R3 =V	5600Ω	50W
	R4 =V	60Ω	50W
	R5 =F	80Ω	25W
	R6 =V	5600Ω	50W
	R7 =V	60Ω	50W
	R8 =F	80Ω	25W
	R9 =F	6800Ω	15W
	R10=V	3900Ω	25W
	R12=V	3900Ω	25W
	R13=V	3900Ω	25W
TAV. 21 Arm. 4	R14=F	100Ω	100W
	R15=F	100Ω	100W
	R16=F	100Ω	100W
	R17=F	100Ω	100W
	R20=F	100Ω	100W
	R21=F	100Ω	100W
TAV. 32 Arm. 3	R18=F	500Ω	15W
	R19=F	500Ω	15W
TAV. 25 Arm. 3	R28=F	2300Ω	15W
	R29=V	2200Ω	25W
	R30=F	2300Ω	15W
	R31=V	2200Ω	25W
	R32=F	2300Ω	15W
	R33=V	2200Ω	25W
	R34=F	2300Ω	15W
	R35=V	2200Ω	25W
	R36=F	2200Ω	25W
	R37=B	2300Ω	15W
	R38=V	2200Ω	25W
	R39=F	2300Ω	15W
	R40=V	2200Ω	25W
	R41=F	2300Ω	15W
	R42=V	2200Ω	25W
	R43=F	2300Ω	15W
TAV. 26 Arm. 4	R48=F	2300Ω	15W
	R49=V	2200Ω	25W
	R50=F	2300Ω	15W
	R51=V	2200Ω	25W
	R52=V	2200Ω	25W
	R53=F	2300Ω	15W
	R54=V	2200Ω	25W
	R55=F	2300Ω	15W
	R56=V	2200Ω	25W
	R57=F	2300Ω	15W
	R58=V	2200Ω	25W
	R59=F	2300Ω	15W
	R60=V	2200Ω	25W
	R61=F	2300Ω	15W
	R62=V	2200Ω	25W
	R63=F	2300Ω	15W
	R64=V	2200Ω	25W
	R65=F	2300Ω	15W
	R66=V	2200Ω	25W
	R67=F	2300Ω	15W
TAV. 16/1 Arm. 3	R68=V	630Ω	50W
	R69=V	630Ω	50W
	R70=V	630Ω	50W
	R71=V	630Ω	50W
TAV. 16/1 Arm. 3	R72=F	16Ω	10W
	R73=F	16Ω	10W
TAV. 26 Arm. 4	R74=V	2200Ω	25W
	R75=F	2300Ω	15W
	R76=V	2200Ω	25W
	R77=F	2300Ω	15W

Arm. 3	RDZ1 = 24V 3A	Leopolder
	RDZ2 = 24V 3A	
Arm. 4	RDZ3 = 110V 3A	Segnali Str.
	RDZ4 = 110V 3A	
	RDZ5 = 110V 3A	Segnali Str.
	RDZ6 = 110V 3A	

TAV. 04/1 Arm. 1	D1 – D6 = 1600V 1A
TAV. 11 Arm. 6	D7 – D24 = 1600V 1A
TAV. 17/1 Arm. 3	D25 – D26= 1600V 1A
TAV. 25 Arm. 3	D27 – D30= 1600V 1A

R81 = F 2300 Ω
R82 = V 2200 Ω
R83 = F 2300 Ω
R84 = V 2200 Ω
R85 = F 2300 Ω
R86 = V 2200 Ω
R87 = F 2300 Ω
R88 = V 2200 Ω

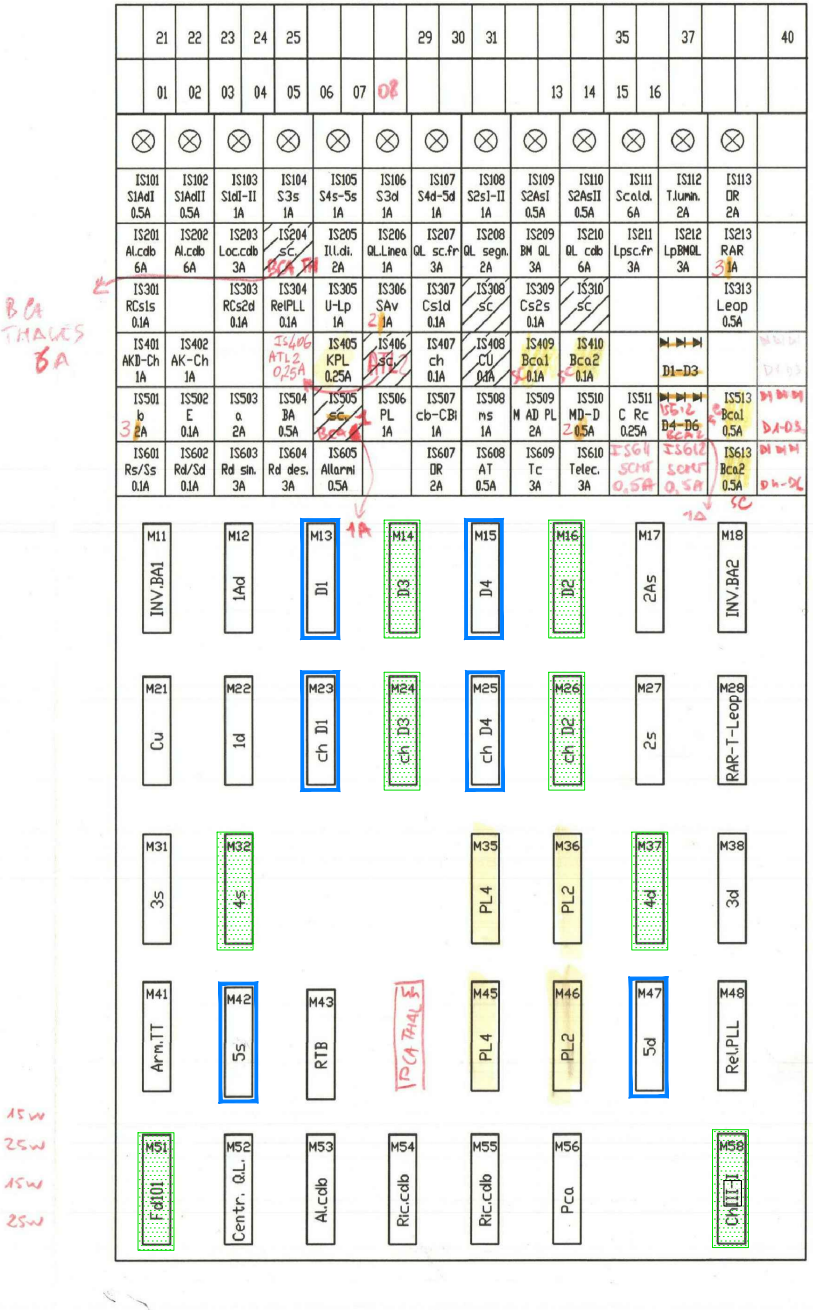

IS101 S1AdI 0.5A	IS102 S1AdII 0.5A	IS103 S1dI-II 1A	IS104 S3s 1A	IS105 S4s-5s 1A	IS106 S3d 1A	IS107 S4d-5d 1A	IS108 S2sI-II 1A	IS109 S2AsI 0.5A	IS110 S2AsII 0.5A	IS111 Scald. 6A	IS112 T.lumin. 2A	IS113 DR 2A	
IS201 Al.cdb 6A	IS202 Al.cdb 6A	IS203 Loc.cdb 3A	IS204 sc. BCA TH	IS205 Ill.di. 2A	IS206 QL.Linea 1A	IS207 QL sc.fr 3A	IS208 QL segn. 2A	IS209 BM QL 3A	IS210 QL cdb 6A	IS211 Lpsc.fr 3A	IS212 LpBMQL 3A	IS213 RAR 3 1A	
IS301 RCs1s 0.1A		IS303 RCs2d 0.1A	IS304 RelPLL 0.1A	IS305 U-Lp 1A	IS306 SAv 2 1A	IS307 Cs1d 0.1A	IS308 sc	IS309 Cs2s 0.1A	IS310 sc			IS313 Leop 0.5A	
IS401 AKD-Ch 1A	IS402 AK-Ch 1A		IS406 ATL2 0,25A	IS405 KPL 0.25A	IS406 sc. ATL2	IS407 ch 0.1A	IS408 CU 0.1A	IS409 Bca1 SC 0.1A	IS410 Bca2 SC 0.1A		D1-D3		D1 D1 D1 D1 D3
IS501 b 3 2A	IS502 E 0.1A	IS503 a 2A	IS504 BA 0.5A	IS505 sc. Bca 1	IS506 PL 1A	IS507 cb-CBi 1A	IS508 ms 1A	IS509 M AD PL 2A	IS510 MD-D 2 0.5A	IS511 C Rc 0.25A	IS512 D4-D6 Bca2	IS513 Bca1 0.5A	D1 D1 D1 D1-D3
IS601 Rs/Ss 0.1A	IS602 Rd/Sd 0.1A	IS603 Rd sin. 3A	IS604 Rd des. 3A	IS605 Allarmi 0.5A		IS607 DR 2A	IS608 AT 0.5A	IS609 Tc 3A	IS610 Telec. 3A	IS611 SCM 0,5A	IS612 SCM 0,5A	IS613 Bca2 0.5A	D1 D1 D1 D4-D6

ARMADIO 1

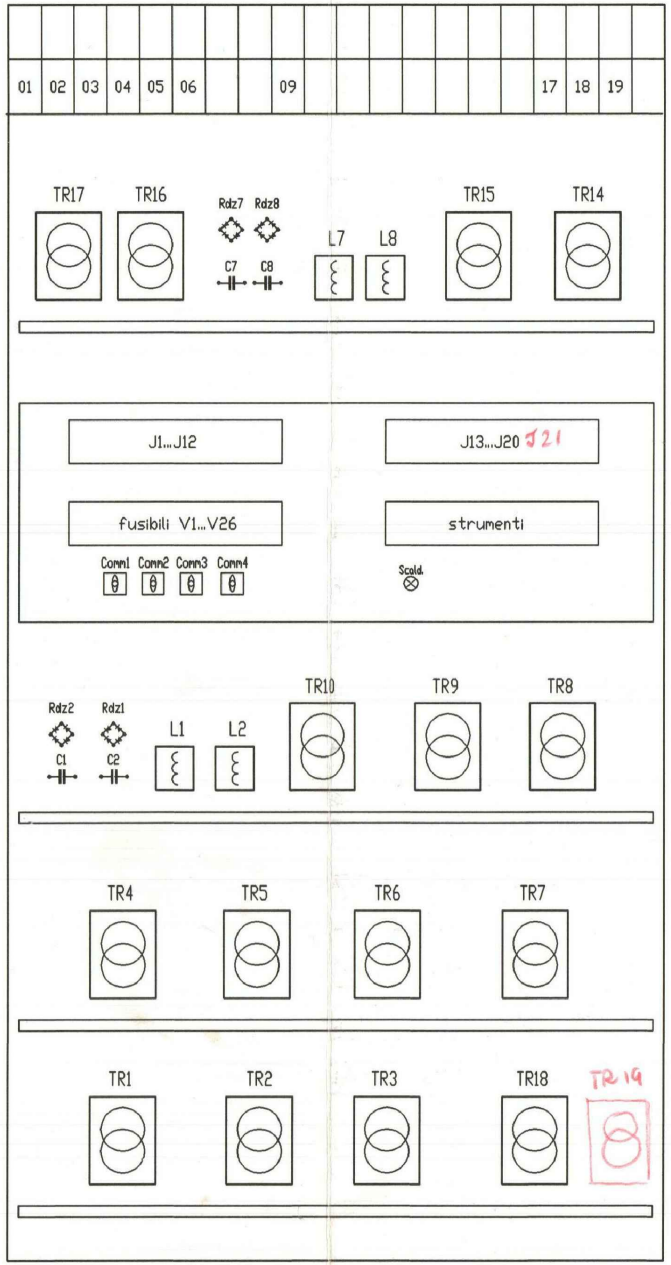

ARMADIO 2
VISTA ANTERIORE

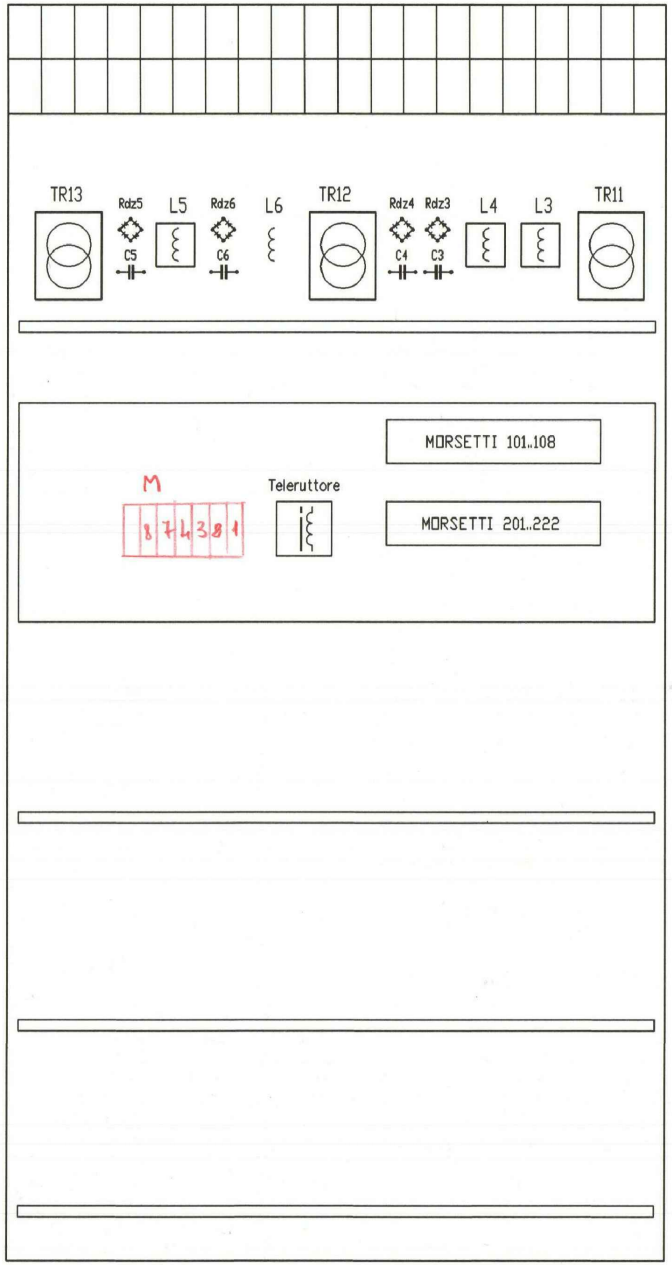

ARMADIO 2
VISTA POSTERIORE

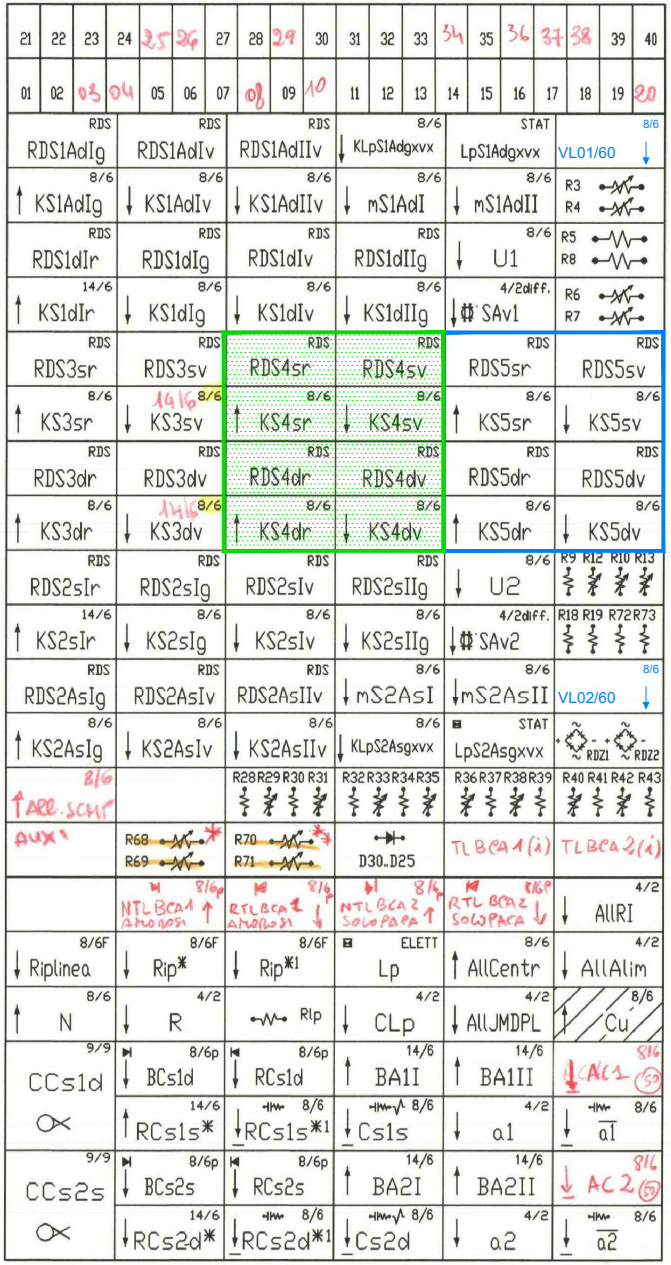

21	22	23	24	25	26	27	28	29	30	31	32	33	34	35	36	37	38	39	40
01	02	03	04	05	06	07	08	09	10	11	12	13	14	15	16	17	18	19	20

	1	2	3	4	5	6
21	RDS RDS1AdIg	RDS RDS1AdIv	RDS RDS1AdIIv	8/6 ↓ KLpS1Adgxvx	STAT LpS1Adgxvx	8/6 VL01/60 ↓
20	8/6 ↑ KS1AdIg	8/6 ↓ KS1AdIv	8/6 ↓ KS1AdIIv	8/6 ↓ mS1AdI	8/6 ↓ mS1AdII	R3 R4
19	RDS RDS1dIr	RDS RDS1dIg	RDS RDS1dIv	RDS RDS1dIIg	8/6 ↓ U1	R5 R8
18	14/6 ↑ KS1dIr	8/6 ↓ KS1dIg	8/6 ↓ KS1dIv	8/6 ↓ KS1dIIg	4/2diff. ↓ SAv1	R6 R7
17	RDS RDS3sr	RDS RDS3sv	RDS RDS4sr	RDS RDS4sv	RDS RDS5sr	RDS RDS5sv
16	8/6 ↑ KS3sr	14/6 8/6 ↓ KS3sv	8/6 ↑ KS4sr	8/6 ↓ KS4sv	8/6 ↑ KS5sr	8/6 ↓ KS5sv
15	RDS RDS3dr	RDS RDS3dv	RDS RDS4dr	RDS RDS4dv	RDS RDS5dr	RDS RDS5dv
14	8/6 ↑ KS3dr	14/6 8/6 ↓ KS3dv	8/6 ↑ KS4dr	8/6 ↓ KS4dv	8/6 ↑ KS5dr	8/6 ↓ KS5dv
13	RDS RDS2sIr	RDS RDS2sIg	RDS RDS2sIv	RDS RDS2sIIg	8/6 ↓ U2	R9 R12 R10 R13
12	14/6 ↑ KS2sIr	8/6 ↓ KS2sIg	8/6 ↓ KS2sIv	8/6 ↓ KS2sIIg	4/2diff. ↓ SAv2	R18 R19 R72 R73
11	RDS RDS2AsIg	RDS RDS2AsIv	RDS RDS2AsIIv	8/6 ↓ mS2AsI	8/6 ↓ mS2AsII	8/6 VL02/60 ↓
10	8/6 ↑ KS2AsIg	8/6 ↓ KS2AsIv	8/6 ↓ KS2AsIIv	8/6 ↓ KLpS2Asgxvx	STAT LpS2Asgxvx	RDZ1 RDZ2
9	8/6 ↑ ARR. SCHT		R28 R29 R30 R31	R32 R33 R34 R35	R36 R37 R38 R39	R40 R41 R42 R43
8	AUX*	R68 * R69	R70 * R71	D30..D25	TL BCA1 (i)	TL BCA2 (i)
7		8/6p NTL BCA1 ↑ AMOROSI	8/6p RTL BCA1 ↓ AMOROSI	8/6p NTL BCA2 ↑ SOLOPACA	8/6P RTL BCA2 ↓ SOLOPACA	4/2 ↓ AllRI
6	8/6F ↓ Riplinea	8/6F ↓ Rip*	8/6F ↓ Rip*1	ELETT Lp	8/6 ↑ AllCentr	4/2 ↓ AllAlim
5	8/6 ↑ N	4/2 ↓ R	Rlp	4/2 ↓ CLp	4/2 ↓ AllJMDPL	8/6 ↑ Cu
4	9/9 CCs1d	8/6p ↓ BCs1d	8/6p ↓ RCs1d	14/6 ↑ BA1I	14/6 ↑ BA1II	8/6 ↓ AC1 (50)
3		14/6 ↑ RCs1s*	8/6 ↓ RCs1s*1	8/6 ↓ Cs1s	4/2 ↓ a1	8/6 ↓ $\overline{a1}$
2	9/9 CCs2s	8/6p ↓ BCs2s	8/6p ↓ RCs2s	14/6 ↑ BA2I	14/6 ↑ BA2II	8/6 ↓ AC2 (50)
1		14/6 ↓ RCs2d*	8/6 ↓ RCs2d*1	8/6 ↓ Cs2d	4/2 ↓ a2	8/6 ↓ $\overline{a2}$

ARMADIO 3

* R81 R82 R83 R84 R85 * * R86 R87 R88

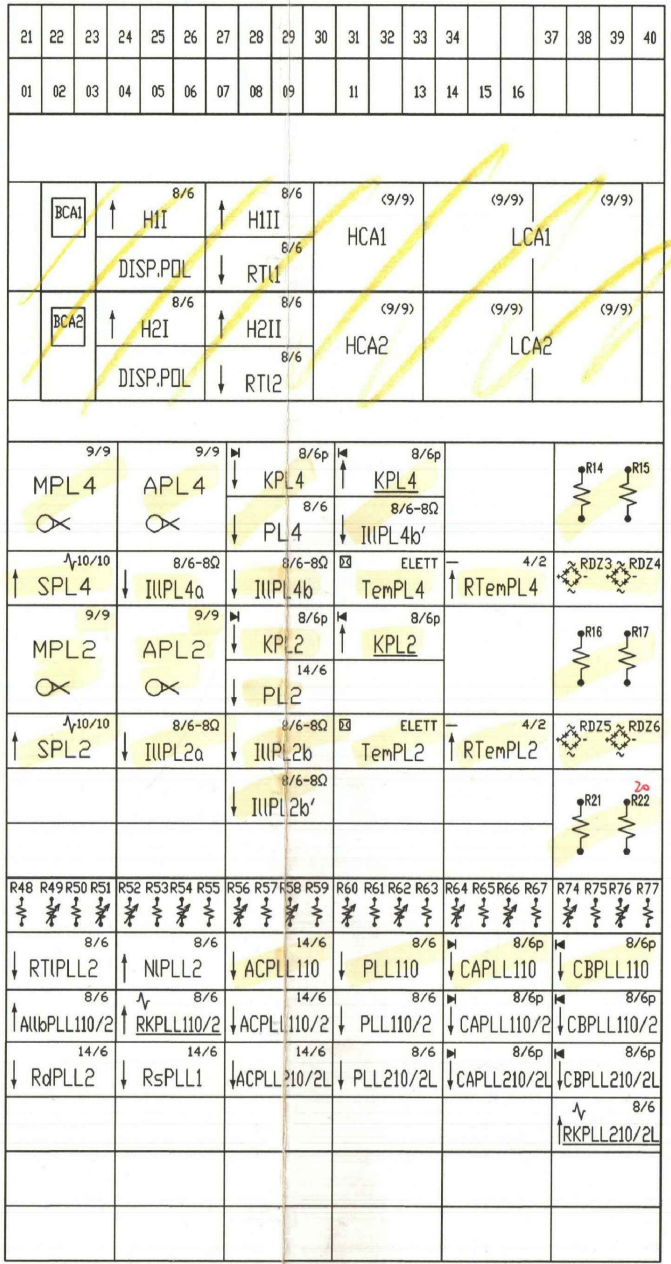

21	22	23	24	25	26	27	28	29	30	31	32	33	34			37	38	39	40
01	02	03	04	05	06	07	08	09		11		13	14	15	16				

	1	2	3	4	5	6
21						
20	BCA1	8/6 ↑ H1I	8/6 ↑ H1II	(9/9) HCA1	(9/9) LCA1	(9/9)
19		DISP.POL	8/6 ↓ RTl1			
18	BCA2	8/6 ↑ H2I	8/6 ↑ H2II	(9/9) HCA2	(9/9) LCA2	(9/9)
17		DISP.POL	8/6 ↓ RTl2			
16						
15	9/9 MPL4	9/9 APL4	8/6p ↓ KPL4	8/6p ↑ KPL4		R14 R15
14			8/6 ↓ PL4	8/6-8Ω ↓ IllPL4b′		
13	10/10 ↑ SPL4	8/6-8Ω ↓ IllPL4a	8/6-8Ω ↓ IllPL4b	ELETT TemPL4	4/2 ↑ RTemPL4	RDZ3 RDZ4
12	9/9 MPL2	9/9 APL2	8/6p ↓ KPL2	8/6p ↑ KPL2		R16 R17
11			14/6 ↓ PL2			
10	10/10 ↑ SPL2	8/6-8Ω ↓ IllPL2a	8/6-8Ω ↓ IllPL2b	ELETT TemPL2	4/2 ↑ RTemPL2	RDZ5 RDZ6
9			8/6-8Ω ↓ IllPL2b′			20 R21 R22
8						
7	R48 R49 R50 R51	R52 R53 R54 R55	R56 R57 R58 R59	R60 R61 R62 R63	R64 R65 R66 R67	R74 R75 R76 R77
6	8/6 ↓ RTlPLL2	8/6 ↑ NlPLL2	14/6 ↓ ACPLL110	8/6 ↓ PLL110	8/6p ↓ CAPLL110	8/6p ↓ CBPLL110
5	8/6 ↑ AllbPLL110/2	8/6 ↑ RKPLL110/2	14/6 ↓ ACPLL110/2	8/6 ↓ PLL110/2	8/6p ↓ CAPLL110/2	8/6p ↓ CBPLL110/2
4	14/6 ↓ RdPLL2	14/6 ↓ RsPLL1	14/6 ↓ ACPLL210/2L	8/6 ↓ PLL210/2L	8/6p ↓ CAPLL210/2L	8/6p ↓ CBPLL210/2L
3						8/6 ↑ RKPLL210/2L
2						
1						

ARMADIO 4

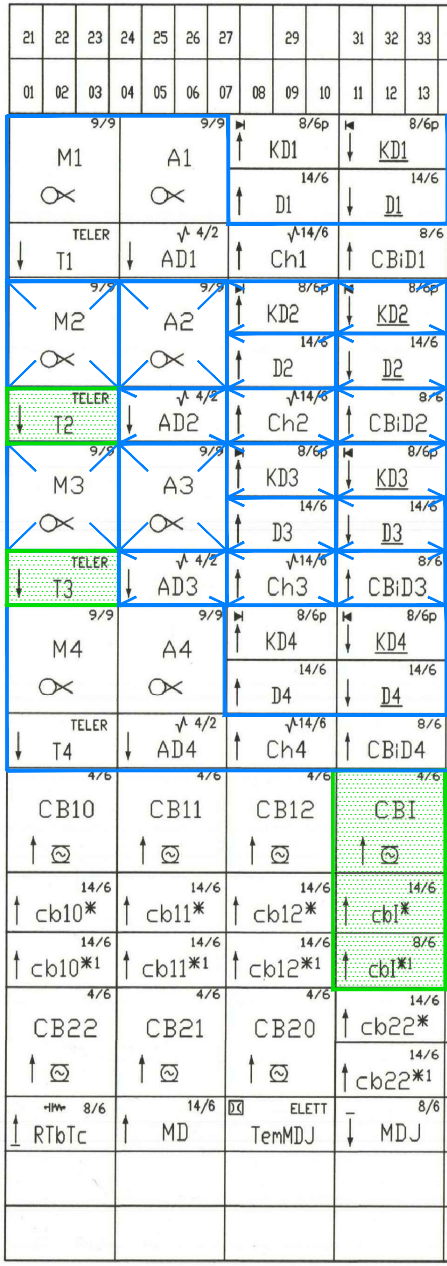

21	22	23	24	25	26	27		29		31	32	33
01	02	03	04	05	06	07	08	09	10	11	12	13

9/9 M1	9/9 A1	8/6p ↑ KD1	8/6p ↓ KD1
		14/6 ↑ D1	14/6 ↓ D1
TELER ↓ T1	4/2 ↓ AD1	14/6 ↑ Ch1	8/6 ↑ CBiD1
9/9 M2	9/9 A2	8/6p ↑ KD2	8/6p ↓ KD2
		14/6 ↑ D2	14/6 ↓ D2
TELER ↓ T2	4/2 ↓ AD2	14/6 ↑ Ch2	8/6 ↑ CBiD2
9/9 M3	9/9 A3	8/6p ↑ KD3	8/6p ↓ KD3
		14/6 ↑ D3	14/6 ↓ D3
TELER ↓ T3	4/2 ↓ AD3	14/6 ↑ Ch3	8/6 ↑ CBiD3
9/9 M4	9/9 A4	8/6p ↑ KD4	8/6p ↓ KD4
		14/6 ↑ D4	14/6 ↓ D4
TELER ↓ T4	4/2 ↓ AD4	14/6 ↑ Ch4	8/6 ↑ CBiD4
4/6 CB10 ↑	4/6 CB11 ↑	4/6 CB12 ↑	4/6 CBI ↑
14/6 ↑ cb10*	14/6 ↑ cb11*	14/6 ↑ cb12*	14/6 ↑ cbI*
14/6 ↑ cb10*1	14/6 ↑ cb11*1	14/6 ↑ cb12*1	8/6 ↑ cbI*1
4/6 CB22 ↑	4/6 CB21 ↑	4/6 CB20 ↑	14/6 ↑ cb22*
			14/6 ↑ cb22*1
8/6 ↑ RTbTc	14/6 ↑ MD	ELETT TemMDJ	8/6 ↓ MDJ

ARMADIO 5

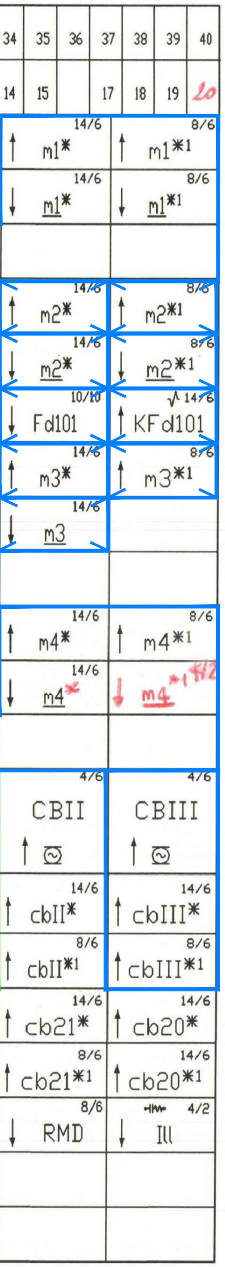

34	35	36	37	38	39	40
14	15		17	18	19	20

↑ m1* 14/6	↑ m1*1 8/6
↓ m1* 14/6	↓ m1*1 8/6
↑ m2* 14/6	↑ m2*1 8/6
↓ m2* 14/6	↓ m2*1 8/6
↓ Fd101 10/10	↑ KFd101 14/6
↑ m3* 14/6	↑ m3*1 8/6
↓ m3 14/6	
↑ m4* 14/6	↑ m4*1 8/6
↓ m4* 14/6	↓ m4*1 4/2
CBII 4/6 ↑	CBIII 4/6 ↑
↑ cbII* 14/6	↑ cbIII* 14/6
↑ cbII*1 8/6	↑ cbIII*1 8/6
↑ cb21* 14/6	↑ cb20* 14/6
↑ cb21*1 8/6	↑ cb20*1 14/6
↓ RMD 8/6	↓ Ill 4/2

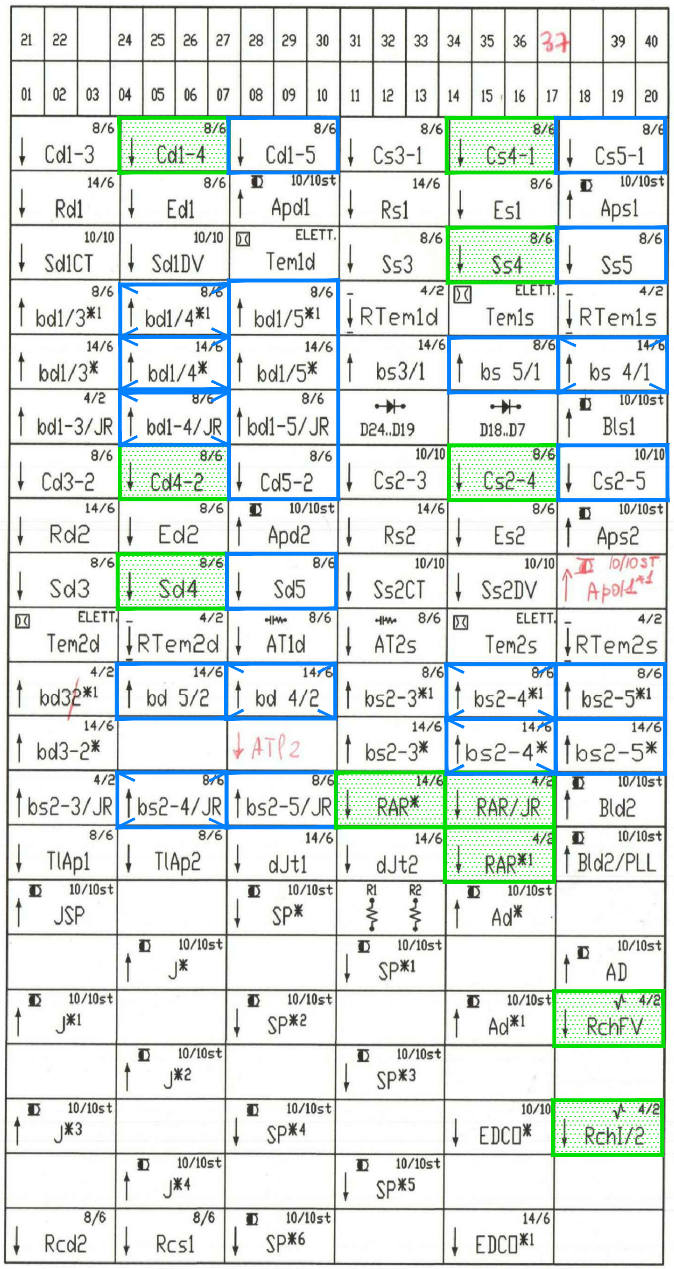

21	22		24	25	26	27	28	29	30	31	32	33	34	35	36	37		39	40
01	02	03	04	05	06	07	08	09	10	11	12	13	14	15	16	17	18	19	20

↓ Cd1-3 8/6	↓ Cd1-4 8/6	↓ Cd1-5 8/6	↓ Cs3-1 8/6	↓ Cs4-1 8/6	↓ Cs5-1 8/6
↓ Rd1 14/6	↓ Ed1 8/6	↑ Apd1 10/10st	↓ Rs1 14/6	↓ Es1 8/6	↑ Aps1 10/10st
↓ Sd1CT 10/10	↓ Sd1DV 10/10	Tem1d ELETT.	↓ Ss3 8/6	↓ Ss4 8/6	↓ Ss5 8/6
↑ bd1/3*1 8/6	↑ bd1/4*1 8/6	↑ bd1/5*1 8/6	↓ RTem1d 4/2	Tem1s ELETT.	↓ RTem1s 4/2
↑ bd1/3* 14/6	↑ bd1/4* 14/6	↑ bd1/5* 14/6	↑ bs3/1 14/6	↑ bs 5/1 8/6	↑ bs 4/1 14/6
↑ bd1-3/JR 4/2	↑ bd1-4/JR 8/6	↑ bd1-5/JR 8/6	D24..D19	D18..D7	↑ Bls1 10/10st
↓ Cd3-2 8/6	↓ Cd4-2 8/6	↓ Cd5-2 8/6	↓ Cs2-3 10/10	↓ Cs2-4 8/6	↓ Cs2-5 10/10
↓ Rd2 14/6	↓ Ed2 8/6	↑ Apd2 10/10st	↓ Rs2 14/6	↓ Es2 8/6	↑ Aps2 10/10st
↓ Sd3 8/6	↓ Sd4 8/6	↓ Sd5 8/6	↓ Ss2CT 10/10	↓ Ss2DV 10/10	↑ Apd1*1 10/10ST
Tem2d ELETT.	↓ RTem2d 4/2	↓ AT1d 8/6	↓ AT2s 8/6	Tem2s ELETT.	↓ RTem2s 4/2
↑ bd3~~2~~*1 4/2	↑ bd 5/2 14/6	↑ bd 4/2 14/6	↑ bs2-3*1 8/6	↑ bs2-4*1 8/6	↑ bs2-5*1 8/6
↑ bd3-2* 14/6		↓ ATl2	↑ bs2-3* 14/6	↑ bs2-4* 14/6	↑ bs2-5* 14/6
↑ bs2-3/JR 4/2	↑ bs2-4/JR 8/6	↑ bs2-5/JR 8/6	↓ RAR* 14/6	↓ RAR/JR 4/2	↑ Bld2 10/10st
↓ TlAp1 8/6	↓ TlAp2 8/6	↓ dJt1 14/6	↓ dJt2 14/6	↓ RAR*1 4/2	↑ Bld2/PLL 10/10st
↑ JSP 10/10st		↓ SP* 10/10st	R1 R2	↑ Ad* 10/10st	
	↑ J* 10/10st		↓ SP*1 10/10st		↑ AD 10/10st
↑ J*1 10/10st		↓ SP*2 10/10st		↑ Ad*1 10/10st	↓ RchFV 4/2
	↑ J*2 10/10st		↓ SP*3 10/10st		
↑ J*3 10/10st		↓ SP*4 10/10st		↓ EDCO* 10/10	↓ RchI/2 4/2
	↑ J*4 10/10st		↓ SP*5 10/10st		
↓ Rcd2 8/6	↓ Rcs1 8/6	↓ SP*6 10/10st		↓ EDCO*1 14/6	

ARMADIO 6

LEGENDA PROGETTO ESECUTIVO

🟧	ELIMINATO IN FASI PRECEDENTI AL PRESENTE APPALTO
🟥	AGGIUNTO IN FASI PRECEDENTI AL PRESENTE APPALTO
🟩	DISPOSITIVI MOMENTANEAMENTE DISATTIVATI IN QUESTA FASE
🟦	DISPOSITIVI RIATTIVATI IN QUESTA FASE
🟦	FALSI RELE' INSERITI TEMPORANEAMENTE IN QUESTA FASE

COMMITTENTE:

RFI
RETE FERROVIARIA ITALIANA
GRUPPO FERROVIE DELLO STATO ITALIANE

DIREZIONE LAVORI:

ITALFERR
GRUPPO FERROVIE DELLO STATO ITALIANE

APPALTATORE:

PIZZAROTTI FONDATA NEL 1910 · Ghella · ITINERA · SALCEF GROUP SALCEF CONSTRUCTION · EdS INFRASTRUTTURE Engineering & Construction

PROGETTAZIONE:	PROGETTISTA:	DIRETTORE DELLA PROGETTAZIONE:
RAGGRUPPAMENTO TEMPORANEO PROGETTISTI GEODATA ENGINEERING · INTEGRA · RINA		Ing. PIERGIORGIO GRASSO **Responsabile integrazione fra le varie prestazioni specialistiche**

PROGETTO ESECUTIVO

ITINERARIO NAPOLI-BARI
RADDOPPIO TRATTA CANCELLO – BENEVENTO
II LOTTO FUNZIONALE FRASSO TELESINO – VITULANO
1° LOTTO FUNZIONALE FRASSO TELESINO – TELESE

Disposizione apparecchiature negli armadi stazione Telese - FASE 2

APPALTATORE		SCALA:
IMPRESA PIZZAROTTI & C. S.p.A. Dott. Ing. Sabino Del Balzo RTI IL DIRETTORE TECNICO Ing. S. Del Balzo 23/06/2020		N.A.

COMMESSA	LOTTO	FASE	ENTE	TIPO DOC.	OPERA/DISCIPLINA	PROGR.	REV.
IF26	12	E	ZZ	PX	IS0003	019	B

Rev.	Descrizione	Redatto	Data	Verificato	Data	Approvato	Data	Autorizzato Data
A	Emissione	Matteo Dugini	20/01/2020	Giacomo Marchi	20/01/2020	Ing.Piergiorgio Grasso	20/01/2020	Ing. Natale Lanza
B	Revisione a seguito di istruttoria ITF	Matteo Dugini Matteo Dugini	23/06/2020	Giacomo Marchi	23/06/2020	Ing. Piergiorgio Grasso	23/06/2020	NATALE LANZA
								23/06/2020

File: IF26.12.E.ZZ.PX.IS0003.019.B.dwg | n. Elab.: