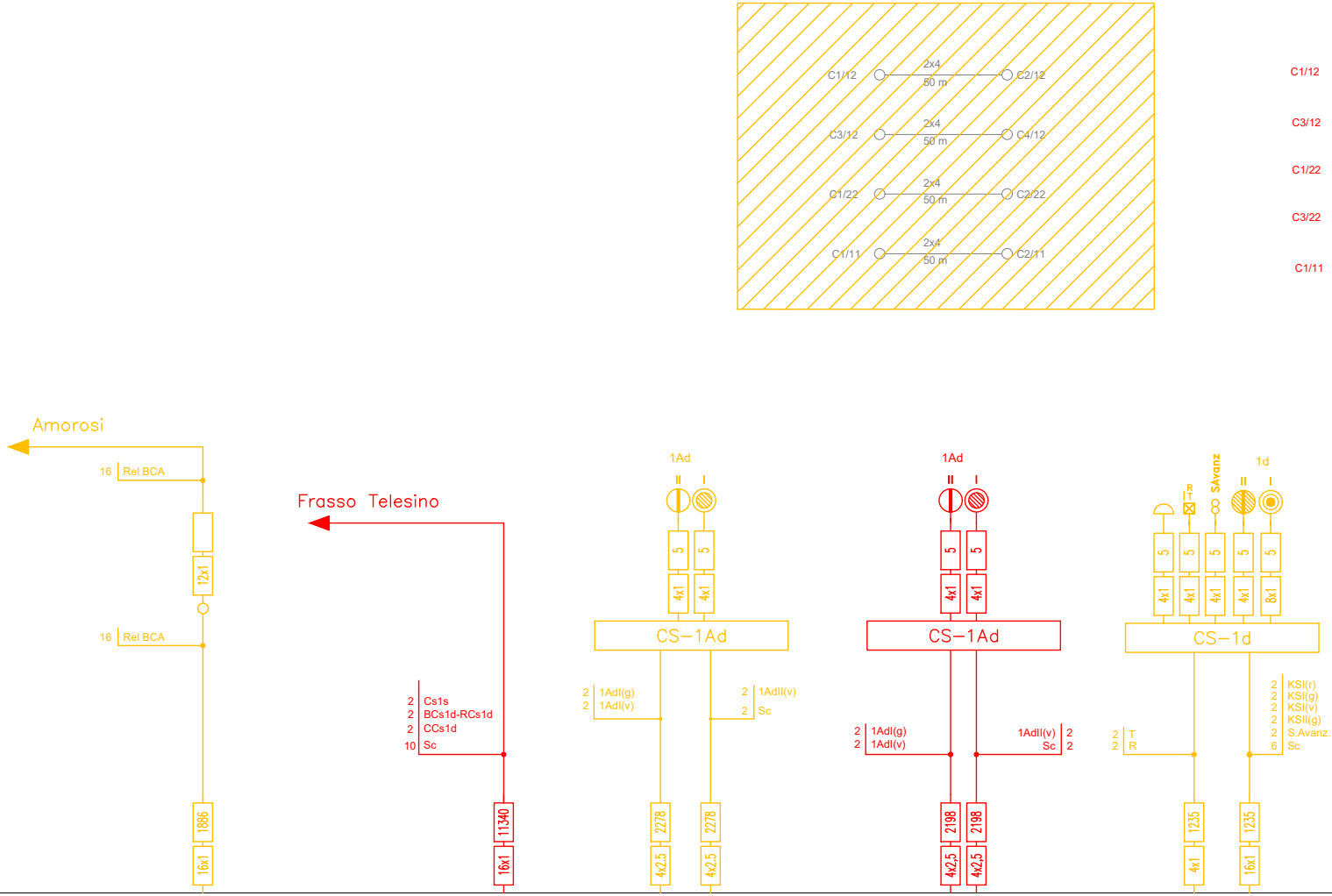
C1/12
2x4
50 m
C2/12
C3/12
2x4
50 m
C4/12
C1/22
2x4
50 m
C2/22
C1/11
2x4
50 m
C2/11
C1/12
C3/12
C1/22
C3/22
C1/11
Amorosi
16 Rel BCA
12x1
16 Rel BCA
1886
16x1
Frasso Telesino
2 Cs1s
2 BCs1d-RCs1d
2 CCs1d
10 Sc
11340
16x1
1Ad
II
I
5
5
4x1
4x1
CS–1Ad
2 1AdI(g)
2 1AdI(v)
2 1AdII(v)
2 Sc
2278
4x2,5
2278
4x2,5
1Ad
II
I
5
5
4x1
4x1
CS–1Ad
2 1AdI(g)
2 1AdI(v)
1AdII(v) 2
Sc 2
2198
4x2,5
2198
4x2,5
R
T
SAvanz
1d
II
I
5
5
5
5
5
4x1
4x1
4x1
4x1
8x1
CS–1d
2 T
2 R
2 KSI(r)
2 KSI(g)
2 KSI(v)
2 KSII(g)
2 S.Avanz.
6 Sc
1235
4x1
1235
16x1

CABINA ACEI TELESE km 26+496

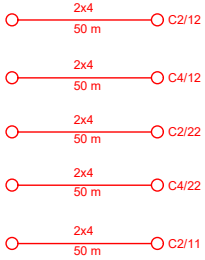
2x4
50 m
C2/12
2x4
50 m
C4/12
2x4
50 m
C2/22
2x4
50 m
C4/22
2x4
50 m
C2/11

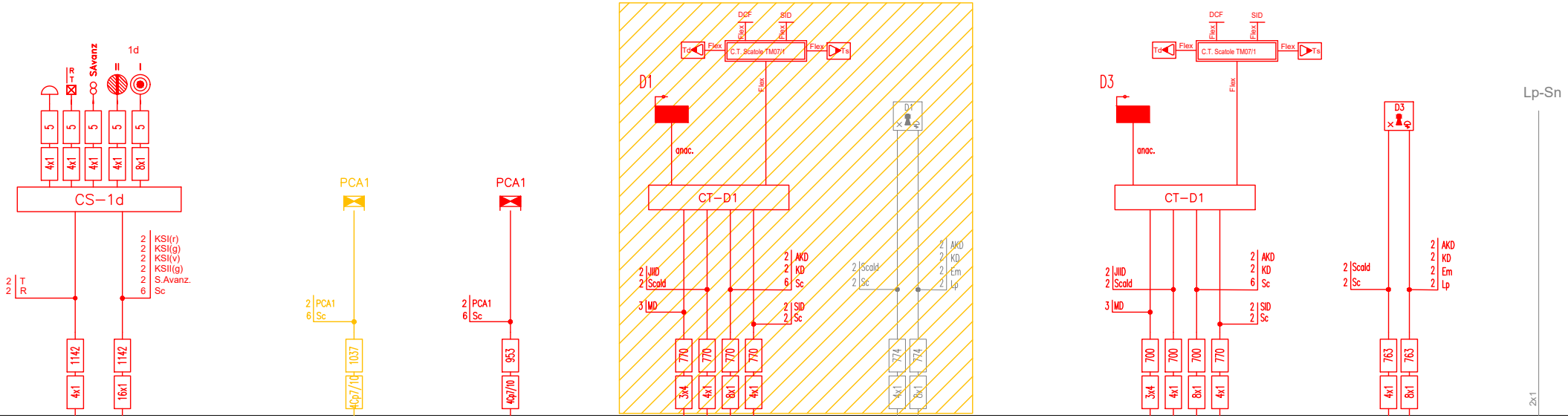
R
T
SAvanz
II
I
1d
5
5
5
5
5
4x1
4x1
4x1
4x1
8x1
CS–1d
2 T
2 R
2 KSI(r)
2 KSI(g)
2 KSI(v)
2 KSII(g)
2 S.Avanz.
6 Sc
1142
4x1
1142
16x1
PCA1
2 PCA1
6 Sc
1037
4Cp7/10
PCA1
2 PCA1
6 Sc
953
4Cp7/10
DCF
SID
Flex
Flex
Td
Flex
C.T. Scatole TM07/1
Flex
Ts
D1
Flex
anac.
CT–D1
2 JMD
2 Scald
3 MD
2 AKD
2 KD
6 Sc
2 SID
2 Sc
770
770
770
770
3x4
4x1
8x1
4x1
D1
2 Scald
2 Sc
2 AKD
2 KD
2 Em
2 Lp
774
774
4x1
8x1
DCF
SID
Flex
Flex
Td
Flex
C.T. Scatole TM07/1
Flex
Ts
D3
Flex
anac.
CT–D1
2 JMD
2 Scald
3 MD
2 AKD
2 KD
6 Sc
2 SID
2 Sc
700
700
700
770
3x4
4x1
8x1
4x1
D3
2 Scald
2 Sc
2 AKD
2 KD
2 Em
2 Lp
763
763
4x1
8x1
Lp-Sn
2x1

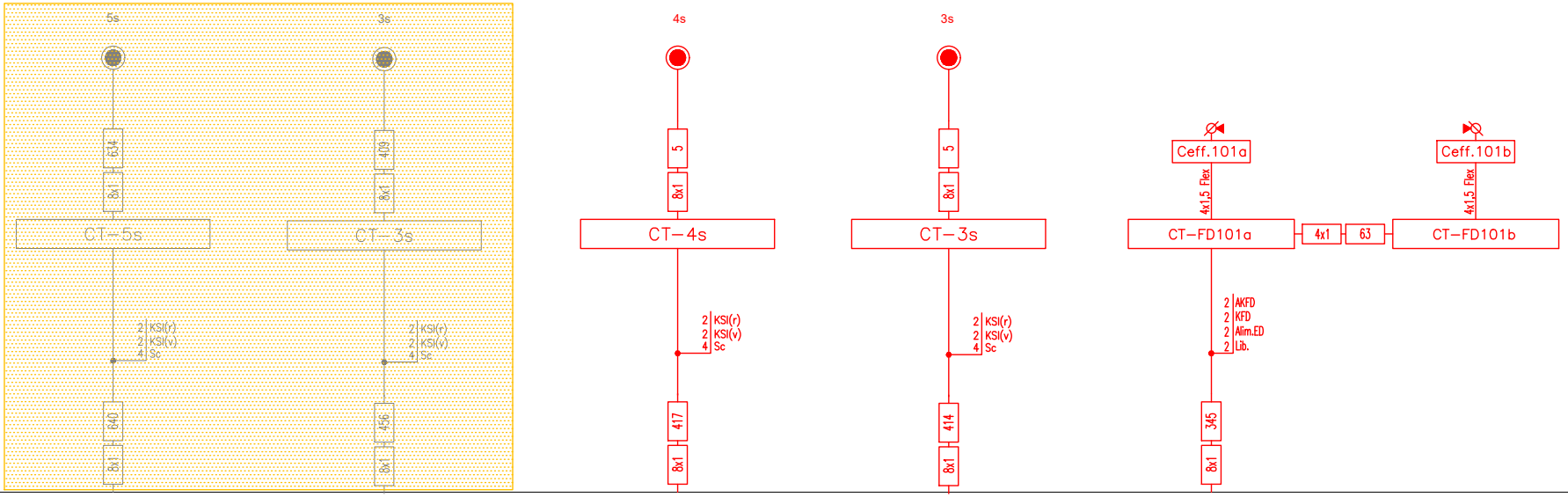
5s
634
8x1
CT–5s
2 KSI(r)
2 KSI(v)
4 Sc
640
8x1
3s
409
8x1
CT–3s
2 KSI(r)
2 KSI(v)
4 Sc
456
8x1
4s
5
8x1
CT–4s
2 KSI(r)
2 KSI(v)
4 Sc
417
8x1
3s
5
8x1
CT–3s
2 KSI(r)
2 KSI(v)
4 Sc
414
8x1
Ceff.101a
4x1,5 Flex
CT–FD101a
2 AKFD
2 KFD
2 Alim.ED
2 Lib.
345
8x1
4x1
63
Ceff.101b
4x1,5 Flex
CT–FD101b

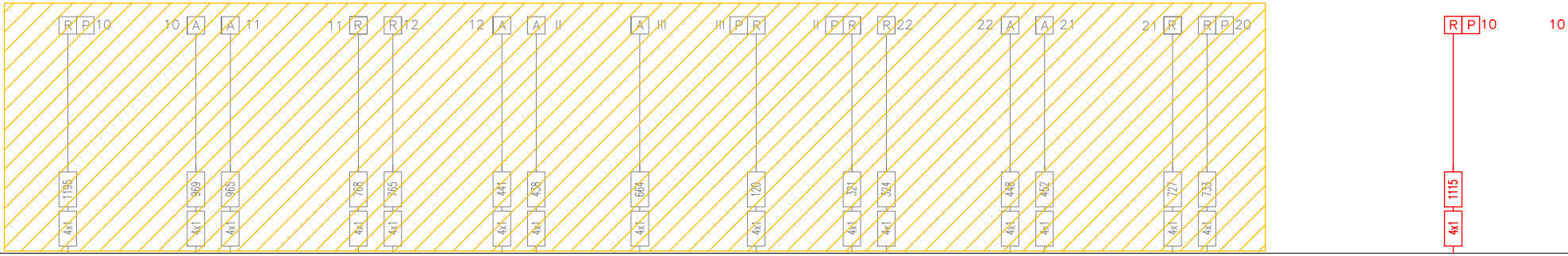
R P 10
1195
4x1
10 A
969
4x1
A 11
965
4x1
11 R
768
4x1
R 12
765
4x1
12 A
441
4x1
A II
438
4x1
A III
664
4x1
III P R
120
4x1
II P R
321
4x1
R 22
324
4x1
22 A
448
4x1
A 21
452
4x1
21 R
727
4x1
R P 20
733
4x1
R P 10
1115
4x1
10

○ Muffola di giunzione su cavo esistente

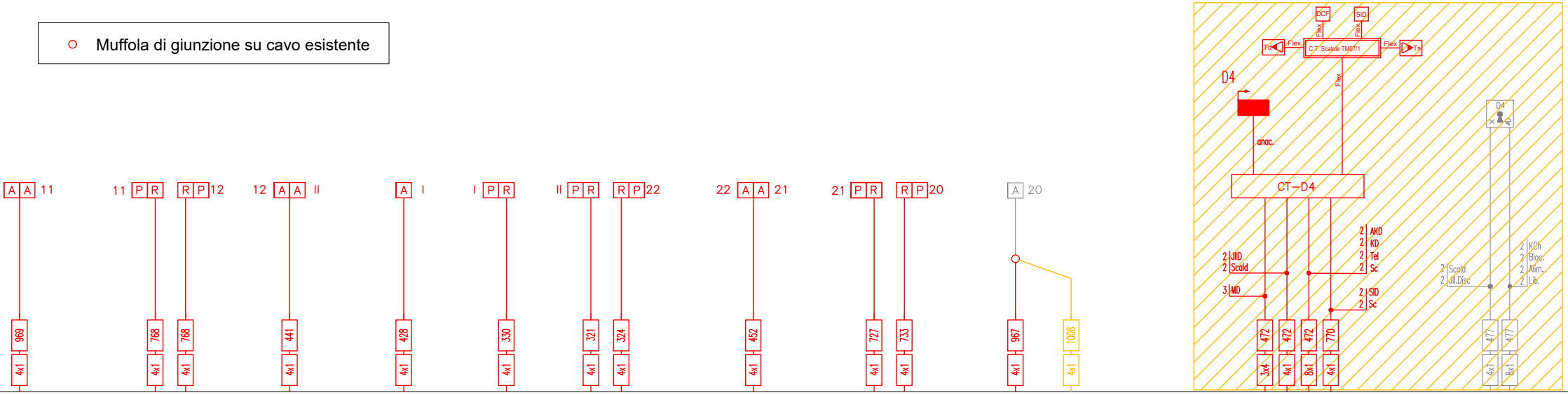
A A 11
969
4x1
11 P R
768
4x1
R P 12
768
4x1
12 A A II
441
4x1
A I
428
4x1
I P R
330
4x1
II P R
321
4x1
R P 22
324
4x1
22 A A 21
452
4x1
21 P R
727
4x1
R P 20
733
4x1
A 20
967
4x1
1008
4x1
D4
DCF
SID
Flex
Flex
Td
Flex
C.T. Scatole TM07/1
Flex
Ts
Flex
anac.
CT–D4
2 JIID
2 Scald
3 MD
2 AKD
2 KD
2 Tel
2 Sc
2 SID
2 Sc
472
3x4
472
4x1
472
8x1
770
4x1
D4
2 Scald
2 Ill.Disc
2 KCh
2 Bloc.
2 Alim.
2 Lib.
477
4x1
477
8x1

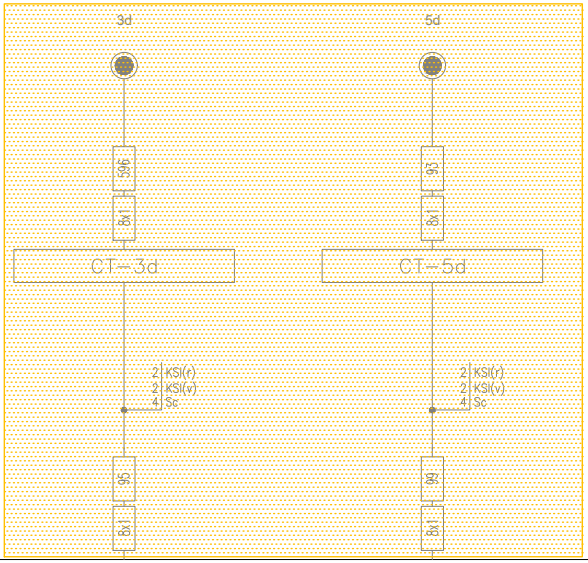
3d
5d
596
8x1
93
8x1
CT−3d
CT−5d
2 KSI(r)
2 KSI(v)
4 Sc
2 KSI(r)
2 KSI(v)
4 Sc
95
8x1
99
8x1

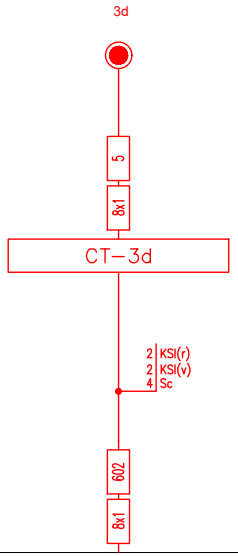
3d
5
8x1
CT−3d
2 KSI(r)
2 KSI(v)
4 Sc
602
8x1

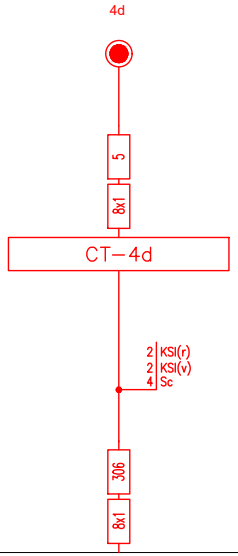
4d
5
8x1
CT−4d
2 KSI(r)
2 KSI(v)
4 Sc
306
8x1

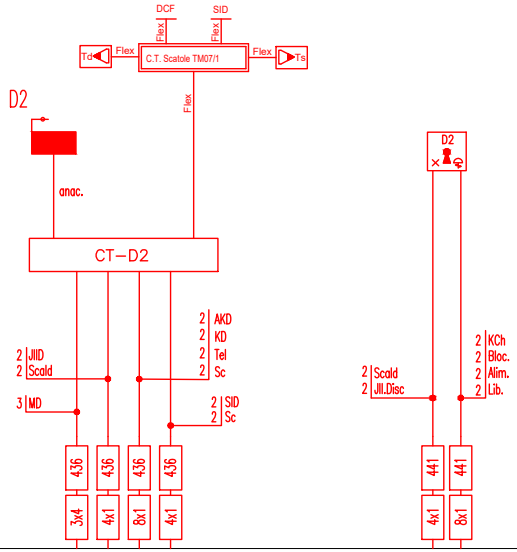
DCF
SID
Flex
Flex
Td
Flex
C.T. Scatole TM07/1
Flex
Ts
Flex
D2
anac.
CT−D2
2 JIID
2 Scald
3 MD
2 AKD
2 KD
2 Tel
2 Sc
2 SID
2 Sc
436
436
436
436
3x4
4x1
8x1
4x1
D2
2 Scald
2 JII.Disc
2 KCh
2 Bloc.
2 Alim.
2 Lib.
441
441
4x1
8x1

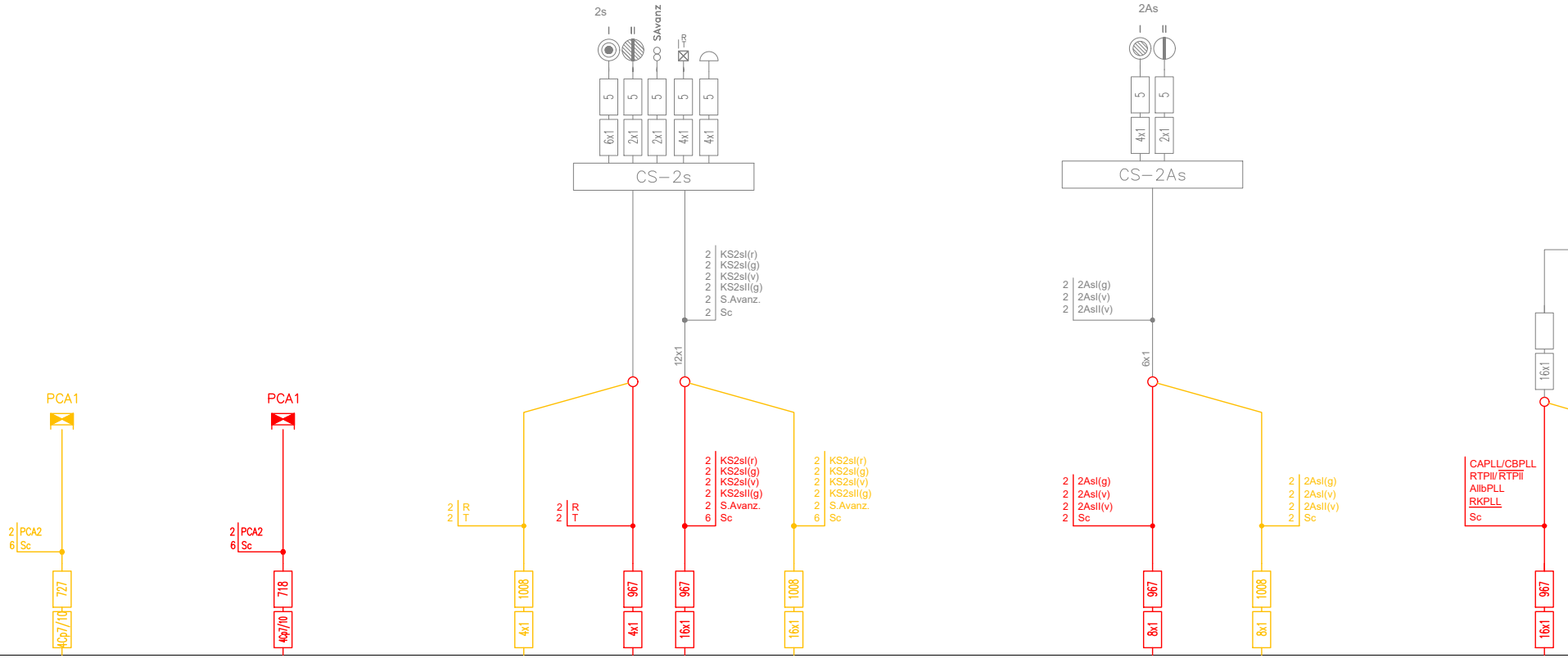
PCA1
2 PCA2
6 Sc
727
4Cp7/10
PCA1
2 PCA2
6 Sc
718
4Cp7/10
2s
I
II
SAvanz
R
T
5
5
5
5
5
6x1
2x1
2x1
4x1
4x1
CS–2s
2 KS2sI(r)
2 KS2sI(g)
2 KS2sI(v)
2 KS2sII(g)
2 S.Avanz.
2 Sc
12x1
2 R
2 T
1008
4x1
2 R
2 T
967
4x1
2 KS2sI(r)
2 KS2sI(g)
2 KS2sI(v)
2 KS2sII(g)
2 S.Avanz.
6 Sc
967
16x1
2 KS2sI(r)
2 KS2sI(g)
2 KS2sI(v)
2 KS2sII(g)
2 S.Avanz.
6 Sc
1008
16x1
2As
I
II
5
5
4x1
2x1
CS–2As
2 2AsI(g)
2 2AsI(v)
2 2AsII(v)
6x1
2 2AsI(g)
2 2AsI(v)
2 2AsII(v)
2 Sc
967
8x1
2 2AsI(g)
2 2AsI(v)
2 2AsII(v)
2 Sc
1008
8x1
16x1
CAPLL/CBPLL
RTPII/RTPII
AIIbPLL
RKPLL
Sc
967
16x1

LEGENDA PROGETTO ESECUTIVO

▨	ELIMINATO IN QUESTA FASE
—	AGGIUNTO IN QUESTA FASE
▨	DISATTIVATO (MA NON ELIMINATO) IN QUESTA FASE

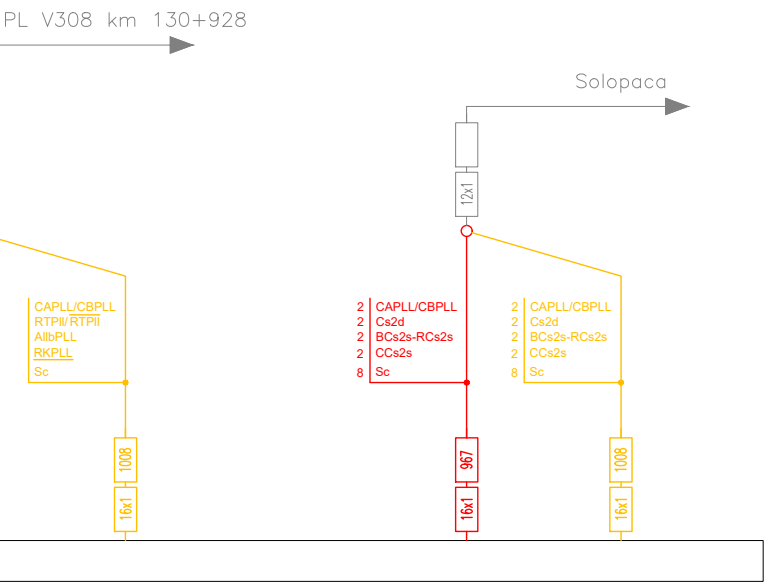
PL V308 km 130+928
Solopaca
12x1
CAPLL/CBPLL
RTPII/RTPII
AIIbPLL
RKPLL
Sc
1008
16x1
2 CAPLL/CBPLL
2 Cs2d
2 BCs2s-RCs2s
2 CCs2s
8 Sc
967
16x1
2 CAPLL/CBPLL
2 Cs2d
2 BCs2s-RCs2s
2 CCs2s
8 Sc
1008
16x1

COMMITTENTE:

RFI RETE FERROVIARIA ITALIANA
GRUPPO FERROVIE DELLO STATO ITALIANE

DIREZIONE LAVORI:

ITALFERR
GRUPPO FERROVIE DELLO STATO ITALIANE

APPALTATORE:

PIZZAROTTI FONDATA NEL 1910 · Ghella · ITINERA · SALCEF CONSTRUCTION · EdS INFRASTRUTTURE Engineering & Construction

PROGETTAZIONE:	PROGETTISTA:	DIRETTORE DELLA PROGETTAZIONE:
RAGGRUPPAMENTO TEMPORANEO PROGETTISTI GEODATA ENGINEERING · INTEGRA · RINA		Ing. PIERGIORGIO GRASSO Responsabile integrazione fra le varie prestazioni specialistiche Dott. Ing. GRASSO n. 3622

PROGETTO ESECUTIVO

ITINERARIO NAPOLI-BARI
RADDOPPIO TRATTA CANCELLO – BENEVENTO
II LOTTO FUNZIONALE FRASSO TELESINO – VITULANO
1° LOTTO FUNZIONALE FRASSO TELESINO – TELESE

Piano Cavi stazione Telese - FASE 4

APPALTATORE		SCALA:
IMPRESA PIZZAROTTI & C. S.p.A. Dott. Ing. Sabino Del Balzo RTI IL DIRETTORE TECNICO Ing. S. Del Balzo 23/06/2020		N.A.

COMMESSA	LOTTO	FASE	ENTE	TIPO DOC.	OPERA/DISCIPLINA	PROGR.	REV.
I F 2 6	1 2	E	Z Z	P X	I S 0 0 0 3	0 2 7	B

Rev.	Descrizione	Redatto	Data	Verificato	Data	Approvato	Data	Autorizzato Data
A	Emissione	Matteo Dugini	20/01/2020	Giacomo Marchi	20/01/2020	Ing.Piergiorgio Grasso	20/01/2020	Ing. Natale Lanza
B	Revisione a seguito di istruttoria ITF	Matteo Dugini	23/06/2020	Giacomo Marchi	23/06/2020	Ing. Piergiorgio Grasso	23/06/2020	NATALE LANZA INGEGNERE N° A-86 23/06/2020

File: IF26.12.E.ZZ.PX.IS0003.027.B.dwg

n. Elab.: