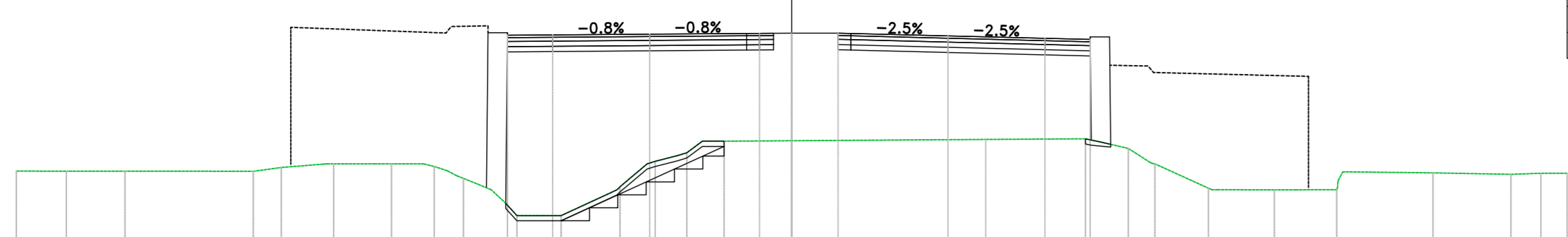


AP01
Sez. 115
Progr.: 2+280.00
Scala : 1:200
Q.Rif. : 7.00

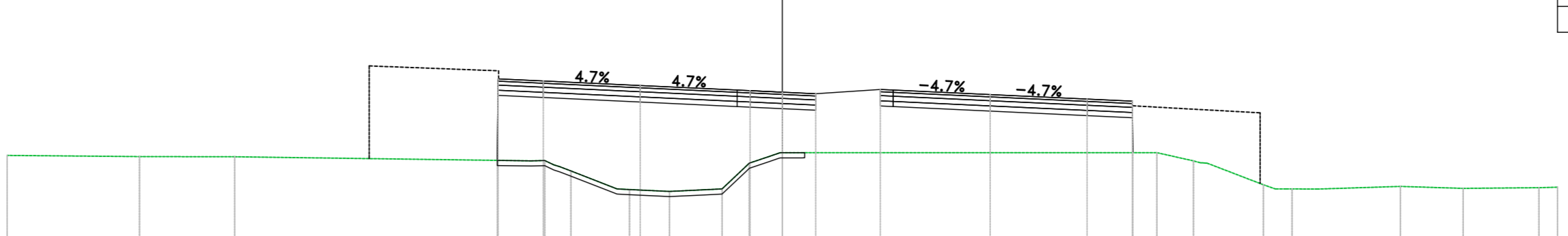


Materiali - Progr.2+280.00

Materiali	Area (m²)	Vol. (m³)
Rilevato	91.10	1916.69
Scavo	0.00	0.00
Soletto	1.18	25.81
Terrino vegetale	0.00	0.00
Gradiente	1.92	L=8.93

PROGRESSIVE TERRENO	PARZIALI TERRENO	QUOTE TERRENO	PROGRESSIVE PROGETTO	PARZIALI PROGETTO	QUOTE PROGETTO	QUOTE SOTTOFONDO
-30.00		9.72				
-26.07	1.93	9.72				
-25.79	2.27	9.72				
-20.83	4.96	9.71				
-19.75	1.08	9.66				
-17.72	1.64	10.00				
-16.12	1.60	10.00				
-15.48	0.64	9.90				
-13.83	1.21	9.44				
-13.33	0.30	11.00				
-11.83	0.07	11.00				
-10.63	0.00	11.00				
-8.82	0.00	11.00				
-8.44	0.00	11.00				
-6.84	0.00	11.00				
-5.28	0.00	11.00				
-4.06	0.00	11.00				
-3.18	0.00	11.00				
-2.42	0.00	11.00				
0.00	0.00	11.00				
7.51	7.51	11.00				
10.84	10.84	11.00				
11.37	11.37	11.00				
11.89	11.89	11.00				
13.87	13.87	11.00				
16.12	16.12	11.00				
18.67	18.67	11.00				
19.49	19.49	11.00				
21.08	21.08	11.00				
24.81	24.81	11.00				
27.82	27.82	11.00				
28.98	28.98	11.00				
30.00	30.00	11.00				

AP01
Sez. 119
Progr.: 2+360.00
Scala : 1:200
Q.Rif. : 7.00

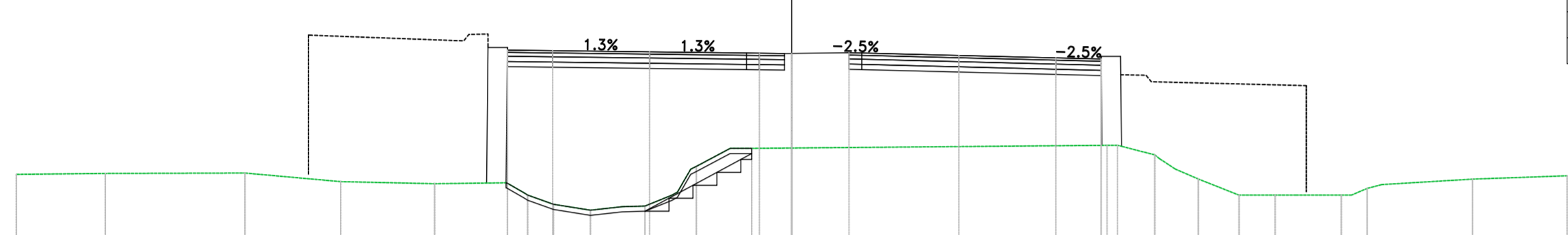


Materiali - Progr.2+360.00

Materiali	Area (m²)	Vol. (m³)
Rilevato	53.64	1184.95
Scavo	0.00	0.00
Soletto	1.28	28.72
Terrino vegetale	0.00	0.00

PROGRESSIVE TERRENO	PARZIALI TERRENO	QUOTE TERRENO	PROGRESSIVE PROGETTO	PARZIALI PROGETTO	QUOTE PROGETTO	QUOTE SOTTOFONDO
-30.00		10.50				
-24.68	5.12	10.25				
-21.20	5.68	10.25				
-11.46	11.46	10.40				
-9.71	10.52	10.09				
-8.84	0.70	9.70				
-5.91	1.78	8.98				
-4.37	1.55	8.90				
-3.06	1.31	8.86				
-2.33	0.65	9.00				
-0.95	0.00	10.25				
0.00	0.00	10.40				
0.76	0.76	10.40				
13.63	13.63	10.40				
14.49	14.49	10.40				
15.92	15.92	10.40				
16.44	16.44	10.40				
18.62	18.62	10.40				
19.52	19.52	10.40				
20.70	20.70	10.40				
23.92	23.92	10.40				
26.35	26.35	10.40				
28.95	28.95	10.40				
30.00	30.00	10.40				

AP01
Sez. 116
Progr.: 2+300.00
Scala : 1:200
Q.Rif. : 7.00

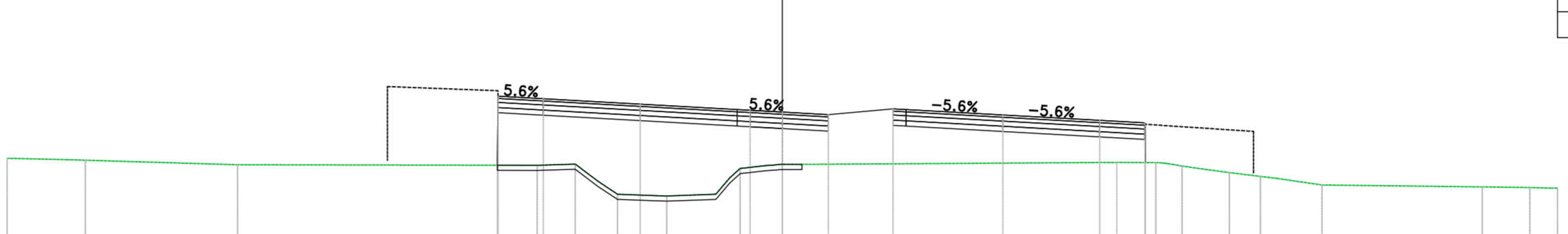


Materiali - Progr.2+300.00

Materiali	Area (m²)	Vol. (m³)
Rilevato	83.51	1746.18
Scavo	0.00	0.00
Soletto	1.90	37.31
Terrino vegetale	0.00	0.00
Gradiente	0.98	L=4.69

PROGRESSIVE TERRENO	PARZIALI TERRENO	QUOTE TERRENO	PROGRESSIVE PROGETTO	PARZIALI PROGETTO	QUOTE PROGETTO	QUOTE SOTTOFONDO
-30.00		9.80				
-26.56	3.44	9.84				
-21.15	5.41	9.85				
-17.45	3.70	9.52				
-13.81	3.63	9.44				
-11.05	2.78	9.07				
-9.22	0.67	9.00				
-8.22	0.00	9.00				
-7.79	0.00	9.00				
-6.56	0.00	9.00				
-5.68	0.00	9.00				
-4.42	0.00	9.00				
-2.98	0.00	9.00				
-1.54	0.00	9.00				
0.00	0.00	9.00				
12.20	12.20	9.00				
12.27	12.27	9.00				
14.85	14.85	9.00				
15.73	15.73	9.00				
17.20	17.20	9.00				
18.70	18.70	9.00				
19.50	19.50	9.00				
21.26	21.26	9.00				
22.83	22.83	9.00				
25.11	25.11	9.00				
26.34	26.34	9.00				
27.99	27.99	9.00				
29.21	29.21	9.00				
30.00	30.00	9.00				

AP01
Sez. 120
Progr.: 2+380.00
Scala : 1:200
Q.Rif. : 7.00

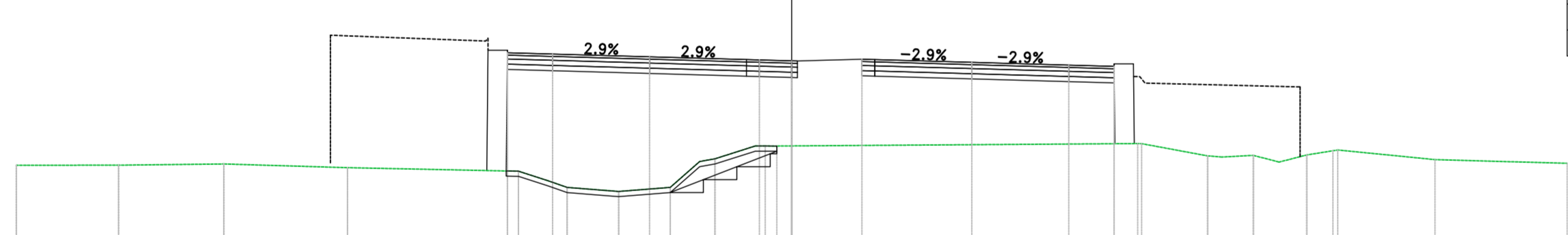


Materiali - Progr.2+380.00

Materiali	Area (m²)	Vol. (m³)
Rilevato	42.44	941.92
Scavo	0.00	0.00
Soletto	2.36	47.84
Terrino vegetale	0.00	0.00

PROGRESSIVE TERRENO	PARZIALI TERRENO	QUOTE TERRENO	PROGRESSIVE PROGETTO	PARZIALI PROGETTO	QUOTE PROGETTO	QUOTE SOTTOFONDO
-30.00		10.34				
-27.70	2.30	10.32				
-26.97	0.73	10.32				
-21.08	5.89	10.14				
-11.59	11.59	10.14				
-9.49	10.12	9.49				
-8.01	1.48	9.50				
-7.13	0.87	9.00				
-6.38	0.67	9.00				
-4.48	1.92	8.93				
-2.98	1.54	8.93				
-2.38	0.60	9.00				
-1.55	0.84	9.00				
-0.94	0.61	9.00				
0.00	0.00	9.00				
0.76	0.76	9.00				
12.19	12.19	9.00				
12.95	12.95	9.00				
13.54	13.54	9.00				
14.96	14.96	9.00				
15.47	15.47	9.00				
16.11	16.11	9.00				
16.50	16.50	9.00				
19.15	19.15	9.00				
20.89	20.89	9.00				
26.20	26.20	9.00				
27.09	27.09	9.00				
28.95	28.95	9.00				
29.21	29.21	9.00				
30.00	30.00	9.00				

AP01
Sez. 117
Progr.: 2+320.00
Scala : 1:200
Q.Rif. : 7.00

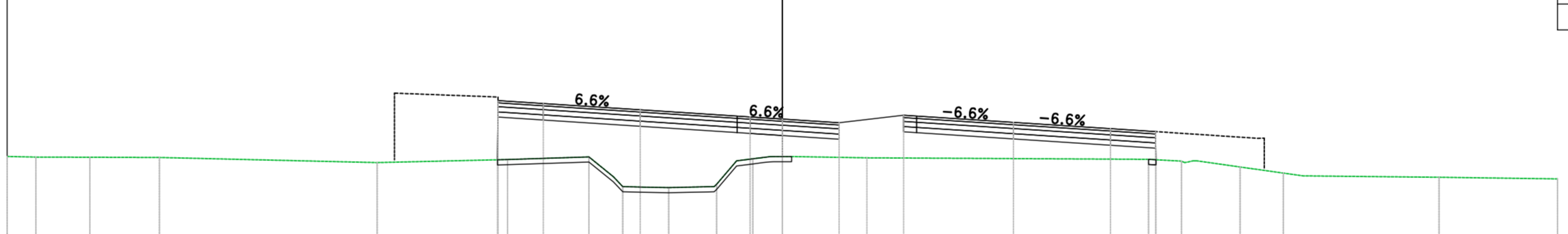


Materiali - Progr.2+320.00

Materiali	Area (m²)	Vol. (m³)
Rilevato	74.08	1575.41
Scavo	0.00	0.00
Soletto	2.09	39.98
Terrino vegetale	0.00	0.00
Gradiente	0.98	L=4.41

PROGRESSIVE TERRENO	PARZIALI TERRENO	QUOTE TERRENO	PROGRESSIVE PROGETTO	PARZIALI PROGETTO	QUOTE PROGETTO	QUOTE SOTTOFONDO
-30.00		9.86				
-26.04	3.96	9.86				
-21.97	4.07	9.80				
-17.18	4.78	9.76				
-13.81	6.61	9.44				
-10.97	9.63	9.28				
-9.44	1.13	9.26				
-8.44	0.75	9.26				
-7.25	1.44	8.80				
-6.70	0.56	8.84				
-5.36	1.48	8.84				
-4.26	1.14	8.90				
-2.97	1.10	10.00				
-1.41	1.06	10.10				
-0.98	0.58	10.60				
0.00	0.00	10.60				
13.38	13.38	10.60				
16.09	16.09	10.60				
17.86	17.86	10.60				
18.85	18.85	10.60				
19.93	19.93	10.60				
21.12	21.12	10.60				
22.83	22.83	10.60				
24.89	24.89	10.60				
26.34	26.34	10.60				
27.99	27.99	10.60				
29.21	29.21	10.60				
30.00	30.00	10.60				

AP01
Sez. 121
Progr.: 2+400.00
Scala : 1:200
Q.Rif. : 7.00



Materiali - Progr.2+400.00

Materiali	Area (m²)	Vol. (m³)
Rilevato	24.00	528.00
Scavo	0.00	0.00
Soletto	2.33	47.24
Terrino vegetale	0.00	0.00

PROGRESSIVE TERRENO	PARZIALI TERRENO	QUOTE TERRENO	PROGRESSIVE PROGETTO	PARZIALI PROGETTO	QUOTE PROGETTO	QUOTE SOTTOFONDO
-30.00		10.14				
-28.89	1.11	10.14				
-26.80	2.09	10.14				
-24.11	2.69	10.13				
-15.88	8.43	9.93				
-10.85	5.04	10.05				
-7.49	3.15	10.15				
-6.18	1.31	9.00				
-4.40	1.78	8.96				
-2.98	1.48	8.96				
-						