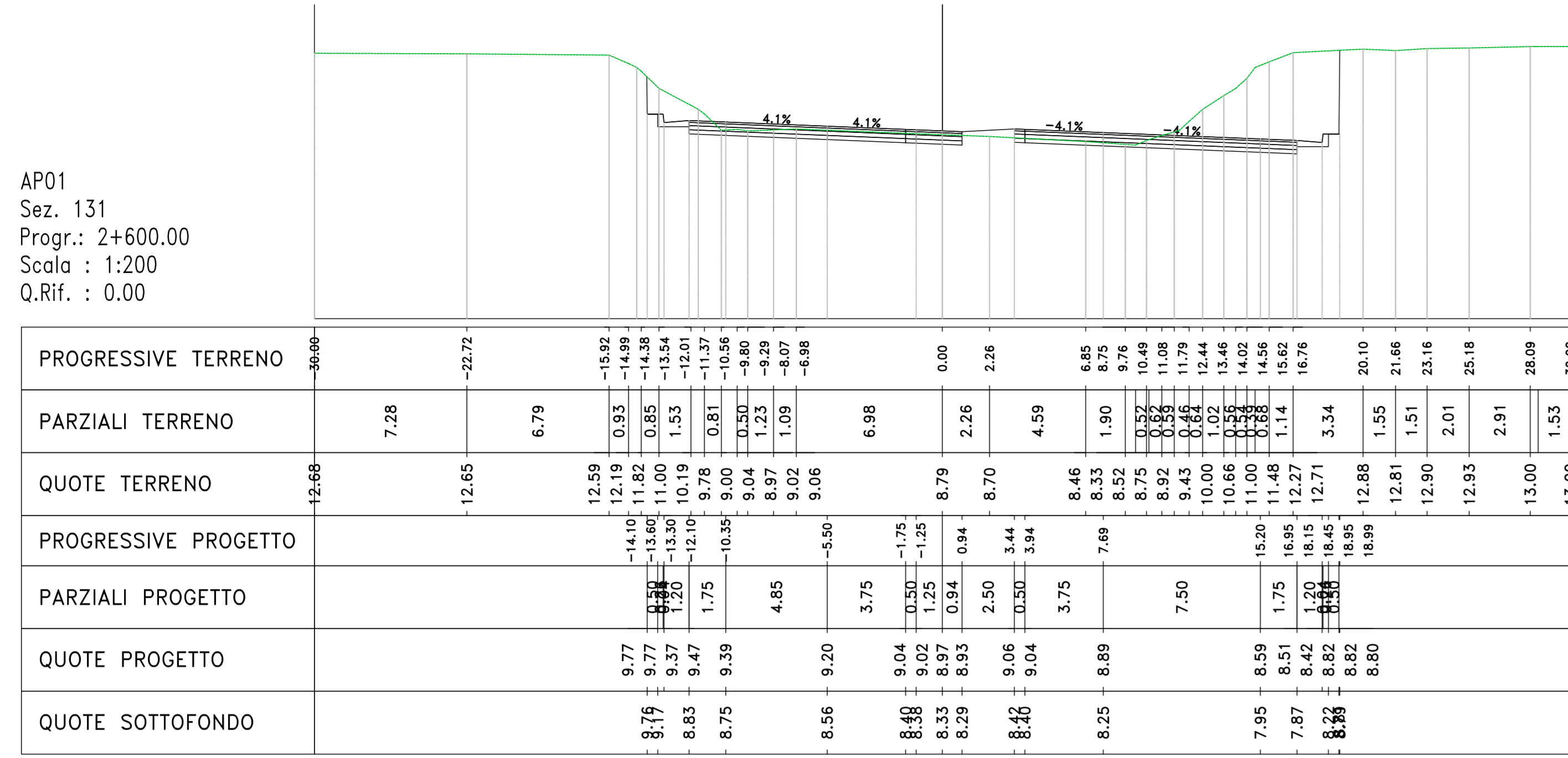


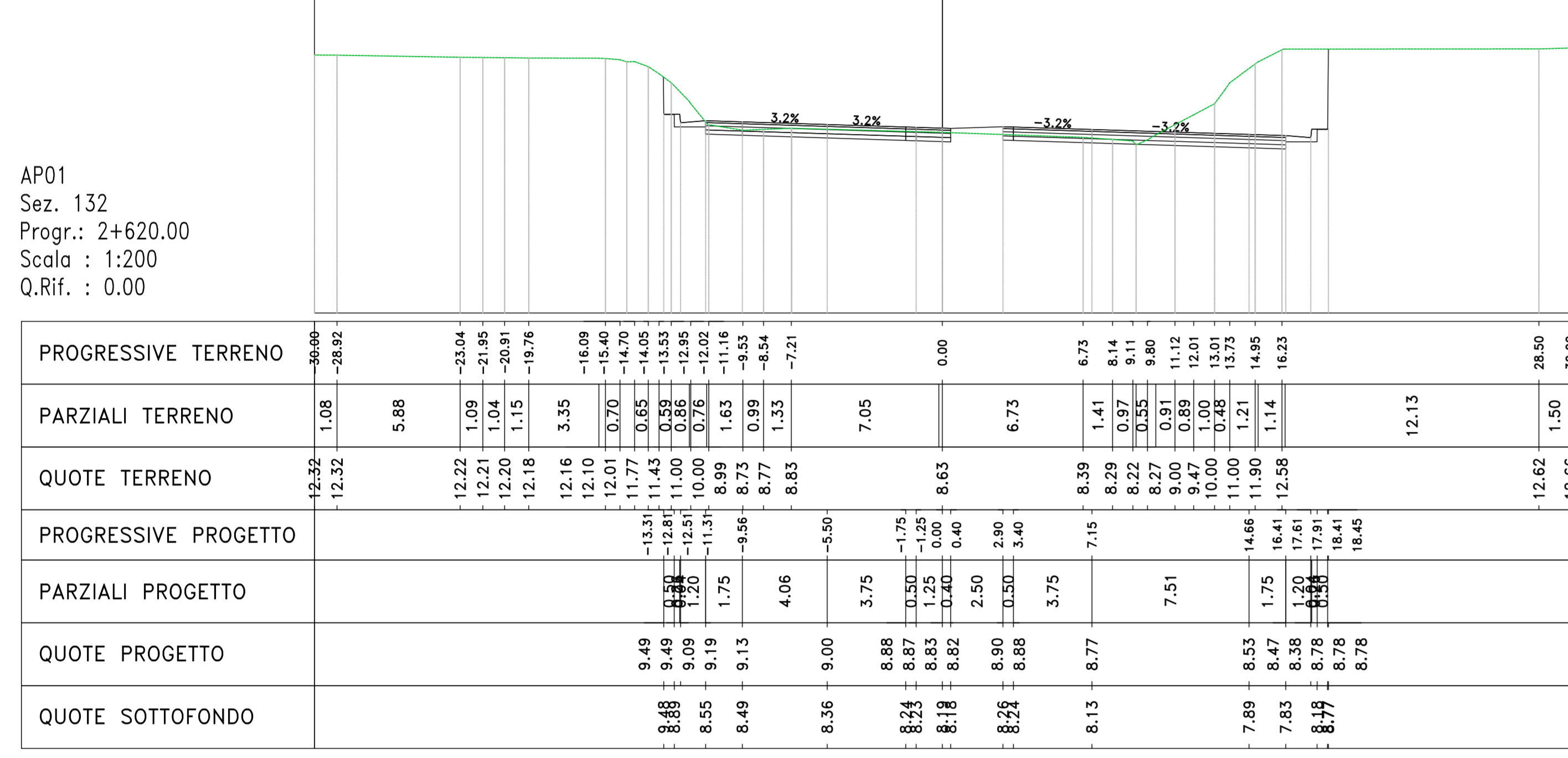
AP01
Sez. 131
Progr.: 2+600.00
Scala : 1:200
Q.Rif. : 0.00



Materiali	Area (m²)	Vol. (m³)
Rilivato	0.00	0.00
Scavo	38.74	788.83
Soletto	1.58	1.58
Terrino vegetale	0.00	0.00

PROGRESSIVE TERRENO	30.00	28.50	27.00	25.50	24.00	22.50	21.00	19.50	18.00	16.50	15.00	13.50	12.00	10.50	9.00	7.50	6.00	4.50	3.00	1.50	0.00	
PARZIALI TERRENO																						
QUOTE TERRENO	12.66	12.66	12.66	12.66	12.66	12.66	12.66	12.66	12.66	12.66	12.66	12.66	12.66	12.66	12.66	12.66	12.66	12.66	12.66	12.66	12.66	
PROGRESSIVE PROGETTO																						
PARZIALI PROGETTO																						
QUOTE PROGETTO	12.66	12.66	12.66	12.66	12.66	12.66	12.66	12.66	12.66	12.66	12.66	12.66	12.66	12.66	12.66	12.66	12.66	12.66	12.66	12.66	12.66	
QUOTE SOTTOFONDO																						

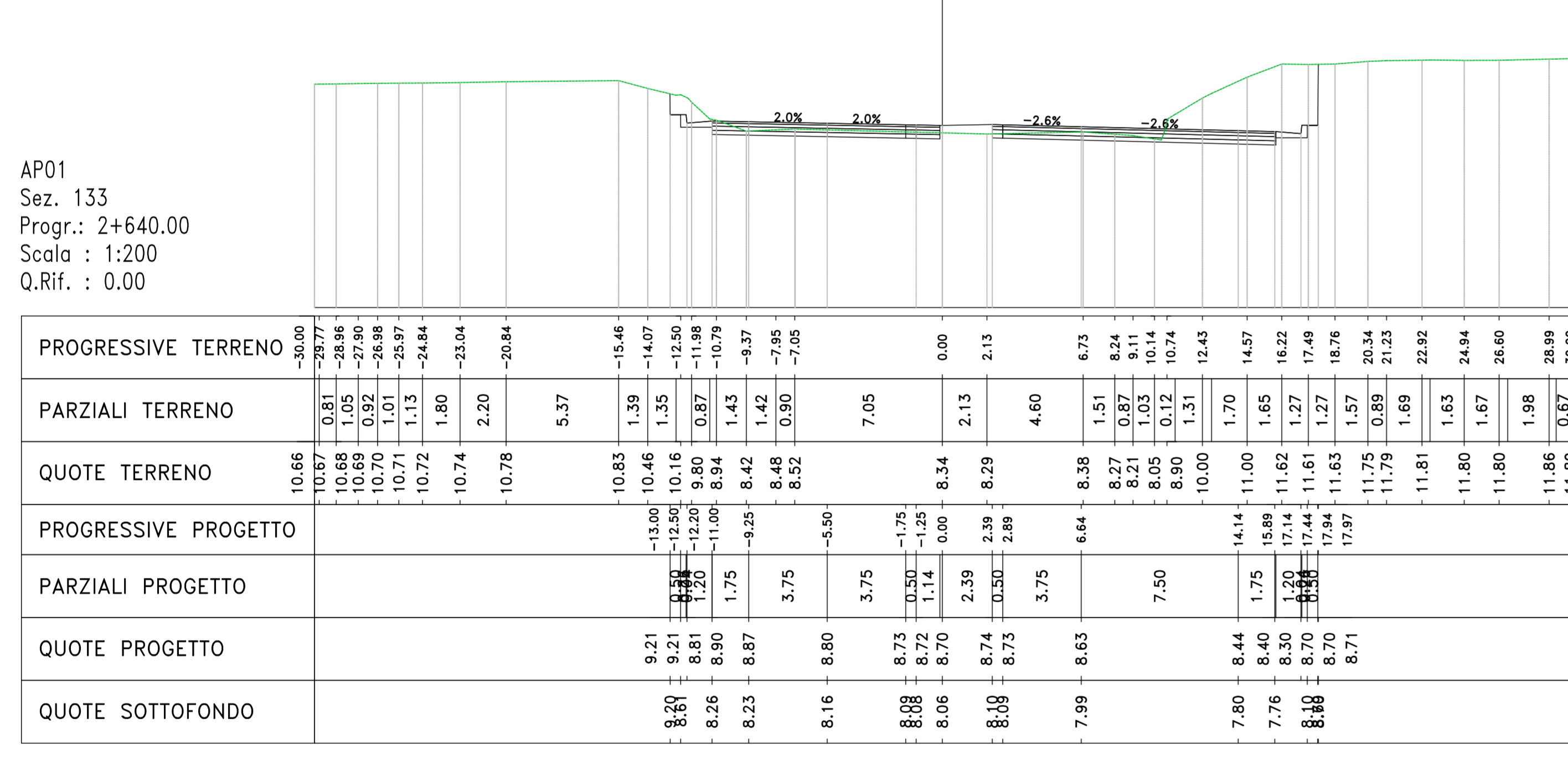
AP01
Sez. 132
Progr.: 2+620.00
Scala : 1:200
Q.Rif. : 0.00



Materiali	Area (m²)	Vol. (m³)
Rilivato	0.00	0.00
Scavo	34.62	733.61
Soletto	0.00	0.00
Terrino vegetale	0.00	0.00

PROGRESSIVE TERRENO	30.00	28.50	27.00	25.50	24.00	22.50	21.00	19.50	18.00	16.50	15.00	13.50	12.00	10.50	9.00	7.50	6.00	4.50	3.00	1.50	0.00	
PARZIALI TERRENO																						
QUOTE TERRENO	12.32	12.32	12.32	12.32	12.32	12.32	12.32	12.32	12.32	12.32	12.32	12.32	12.32	12.32	12.32	12.32	12.32	12.32	12.32	12.32	12.32	
PROGRESSIVE PROGETTO																						
PARZIALI PROGETTO																						
QUOTE PROGETTO	12.32	12.32	12.32	12.32	12.32	12.32	12.32	12.32	12.32	12.32	12.32	12.32	12.32	12.32	12.32	12.32	12.32	12.32	12.32	12.32	12.32	
QUOTE SOTTOFONDO																						

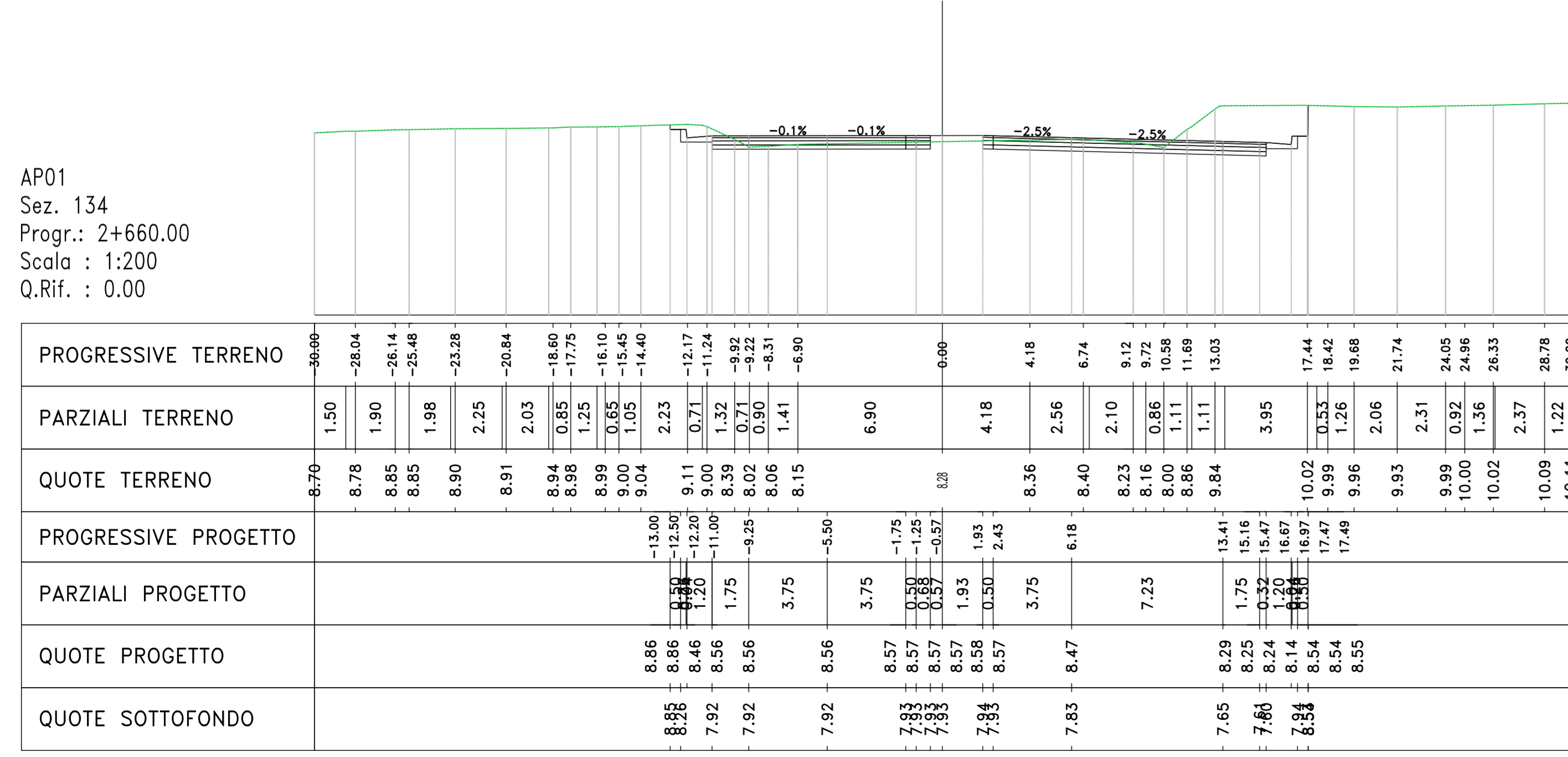
AP01
Sez. 133
Progr.: 2+640.00
Scala : 1:200
Q.Rif. : 0.00



Materiali	Area (m²)	Vol. (m³)
Rilivato	0.00	0.00
Scavo	38.83	832.43
Soletto	0.00	0.00
Terrino vegetale	0.00	0.00

PROGRESSIVE TERRENO	30.00	28.50	27.00	25.50	24.00	22.50	21.00	19.50	18.00	16.50	15.00	13.50	12.00	10.50	9.00	7.50	6.00	4.50	3.00	1.50	0.00	
PARZIALI TERRENO																						
QUOTE TERRENO	10.66	10.66	10.66	10.66	10.66	10.66	10.66	10.66	10.66	10.66	10.66	10.66	10.66	10.66	10.66	10.66	10.66	10.66	10.66	10.66	10.66	
PROGRESSIVE PROGETTO																						
PARZIALI PROGETTO																						
QUOTE PROGETTO	10.66	10.66	10.66	10.66	10.66	10.66	10.66	10.66	10.66	10.66	10.66	10.66	10.66	10.66	10.66	10.66	10.66	10.66	10.66	10.66	10.66	
QUOTE SOTTOFONDO																						

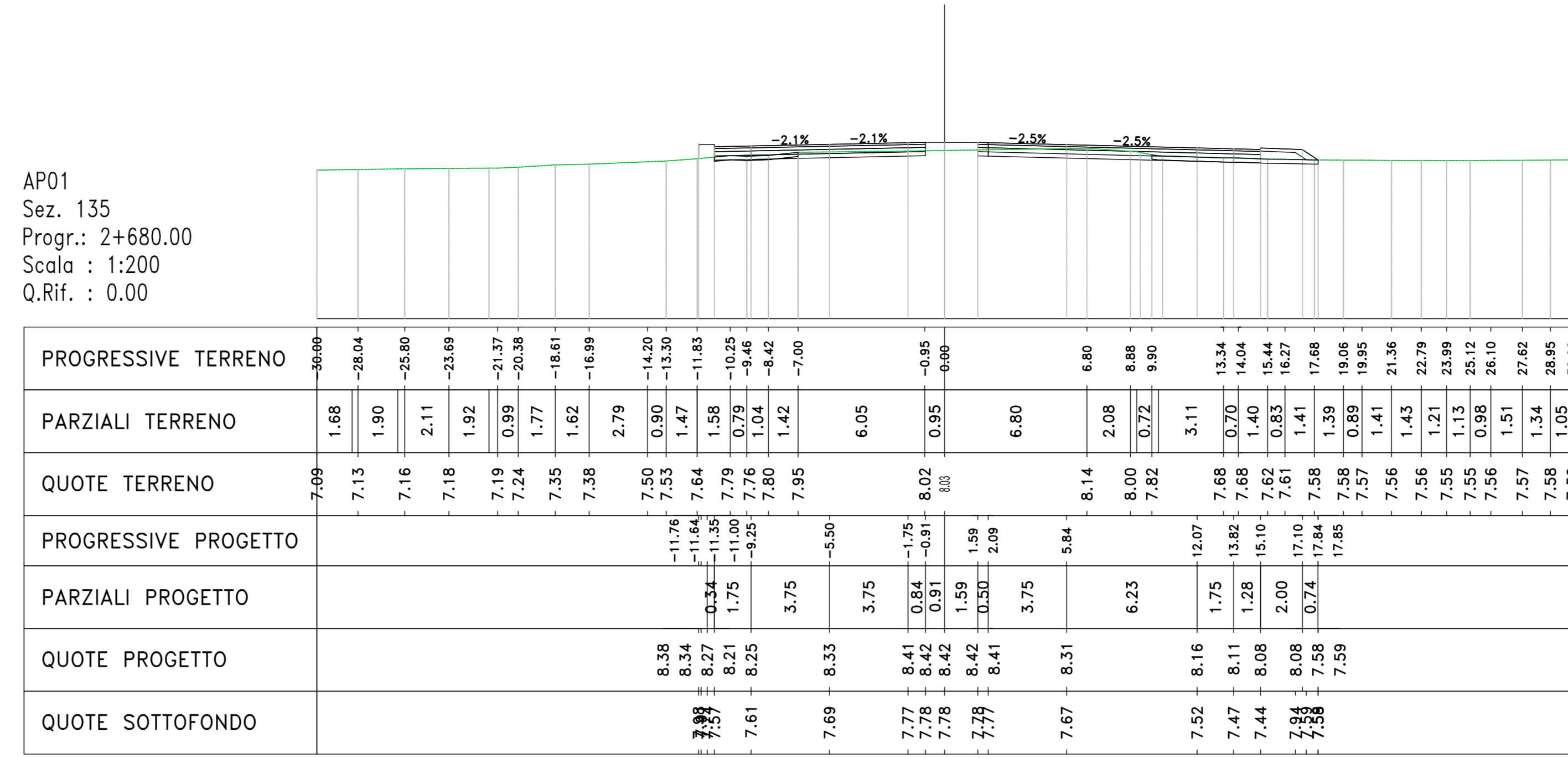
AP01
Sez. 134
Progr.: 2+660.00
Scala : 1:200
Q.Rif. : 0.00



Materiali	Area (m²)	Vol. (m³)
Rilivato	1.50	1.50
Scavo	22.14	507.62
Soletto	0.00	0.00
Terrino vegetale	0.00	0.00

PROGRESSIVE TERRENO	30.00	28.50	27.00	25.50	24.00	22.50	21.00	19.50	18.00	16.50	15.00	13.50	12.00	10.50	9.00	7.50	6.00	4.50	3.00	1.50	0.00	
PARZIALI TERRENO																						
QUOTE TERRENO	8.78	8.78	8.78	8.78	8.78	8.78	8.78	8.78	8.78	8.78	8.78	8.78	8.78	8.78	8.78	8.78	8.78	8.78	8.78	8.78	8.78	
PROGRESSIVE PROGETTO																						
PARZIALI PROGETTO																						
QUOTE PROGETTO	8.78	8.78	8.78	8.78	8.78	8.78	8.78	8.78	8.78	8.78	8.78	8.78	8.78	8.78	8.78	8.78	8.78	8.78	8.78	8.78	8.78	
QUOTE SOTTOFONDO																						

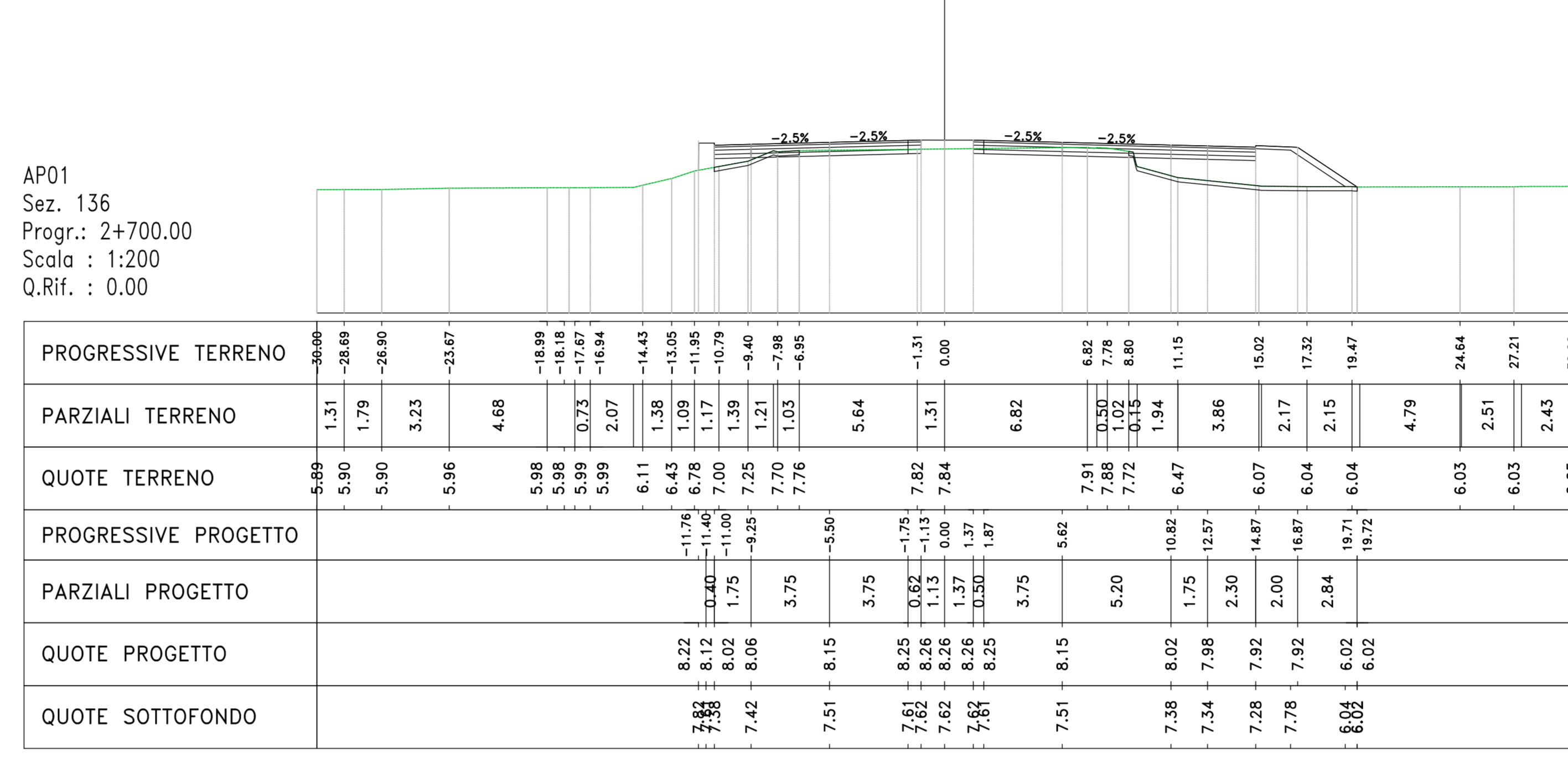
AP01
Sez. 135
Progr.: 2+680.00
Scala : 1:200
Q.Rif. : 0.00



Materiali	Area (m²)	Vol. (m³)
Rilivato	0.00	0.00
Scavo	38.74	788.83
Soletto	1.58	1.58
Terrino vegetale	0.00	0.00

PROGRESSIVE TERRENO	30.00	28.50	27.00	25.50	24.00	22.50	21.00	19.50	18.00	16.50	15.00	13.50	12.00	10.50	9.00	7.50	6.00	4.50	3.00	1.50	0.00	
PARZIALI TERRENO																						
QUOTE TERRENO	7.09	7.09	7.09	7.09	7.09	7.09	7.09	7.09	7.09	7.09	7.09	7.09	7.09	7.09	7.09	7.09	7.09	7.09	7.09	7.09	7.09	
PROGRESSIVE PROGETTO																						
PARZIALI PROGETTO																						
QUOTE PROGETTO	7.09	7.09	7.09	7.09	7.09	7.09	7.09	7.09	7.09	7.09	7.09	7.09	7.09	7.09	7.09	7.09	7.09	7.09	7.09	7.09	7.09	
QUOTE SOTTOFONDO																						

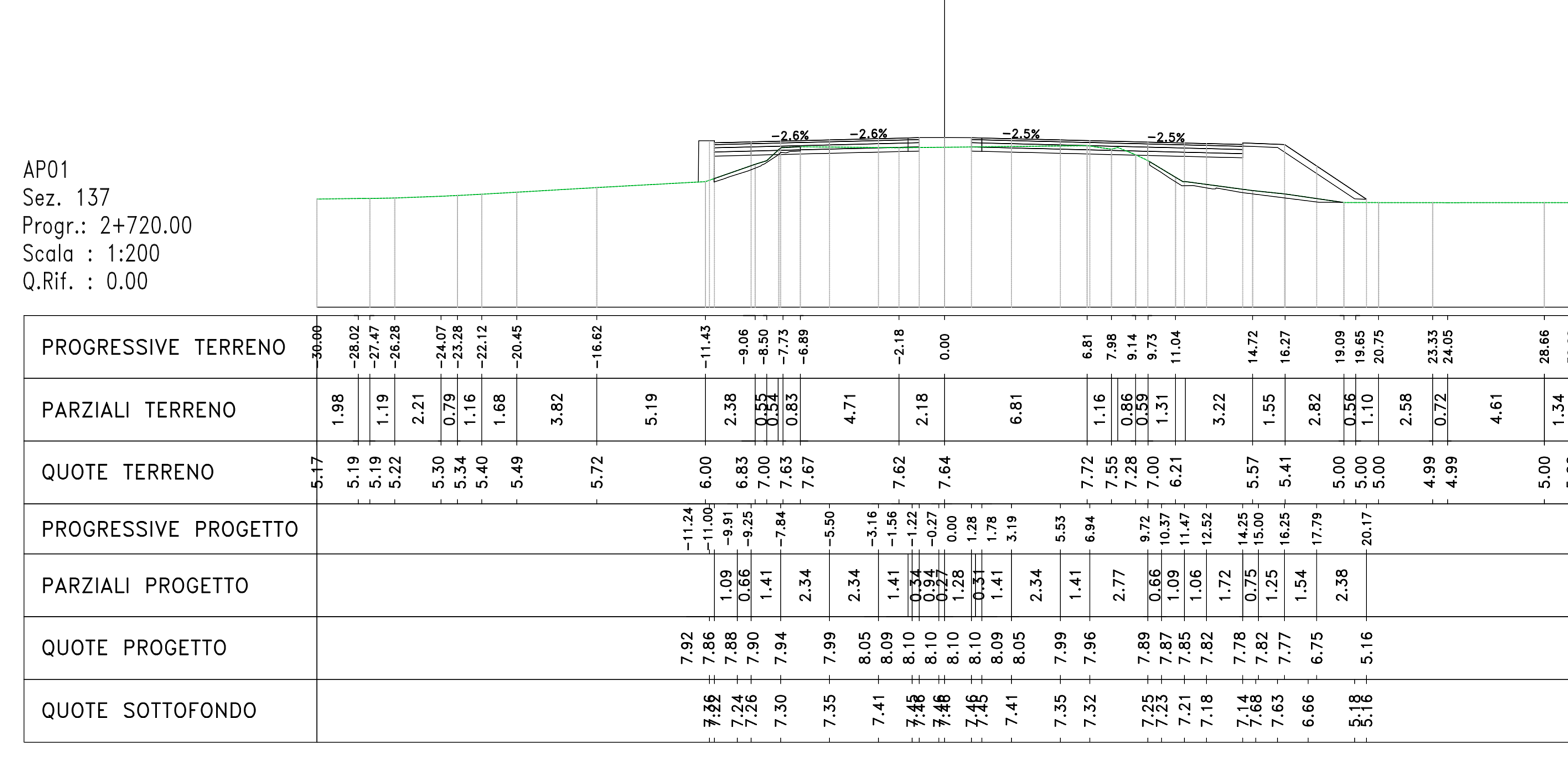
AP01
Sez. 136
Progr.: 2+700.00
Scala : 1:200
Q.Rif. : 0.00



Materiali	Area (m²)	Vol. (m³)
Rilivato	0.00	0.00
Scavo	5.05	124.60
Soletto	3.00	33.88
Terrino vegetale	1.28	17.88

PROGRESSIVE TERRENO	30.00	28.50	27.00	25.50	24.00	22.50	21.00	19.50	18.00	16.50	15.00	13.50	12.00	10.50	9.00	7.50	6.00	4.50	3.00	1.50	0.00	
PARZIALI TERRENO																						
QUOTE TERRENO	5.98	5.98	5.98	5.98	5.98	5.98	5.98	5.98	5.98	5.98	5.98	5.98	5.98	5.98	5.98	5.98	5.98	5.98	5.98	5.98	5.98	
PROGRESSIVE PROGETTO																						
PARZIALI PROGETTO																						
QUOTE PROGETTO	5.98	5.98	5.98	5.98	5.98	5.98	5.98	5.98	5.98	5.98	5.98	5.98	5.98	5.98	5.98	5.98	5.98	5.98	5.98	5.98	5.98	
QUOTE SOTTOFONDO																						

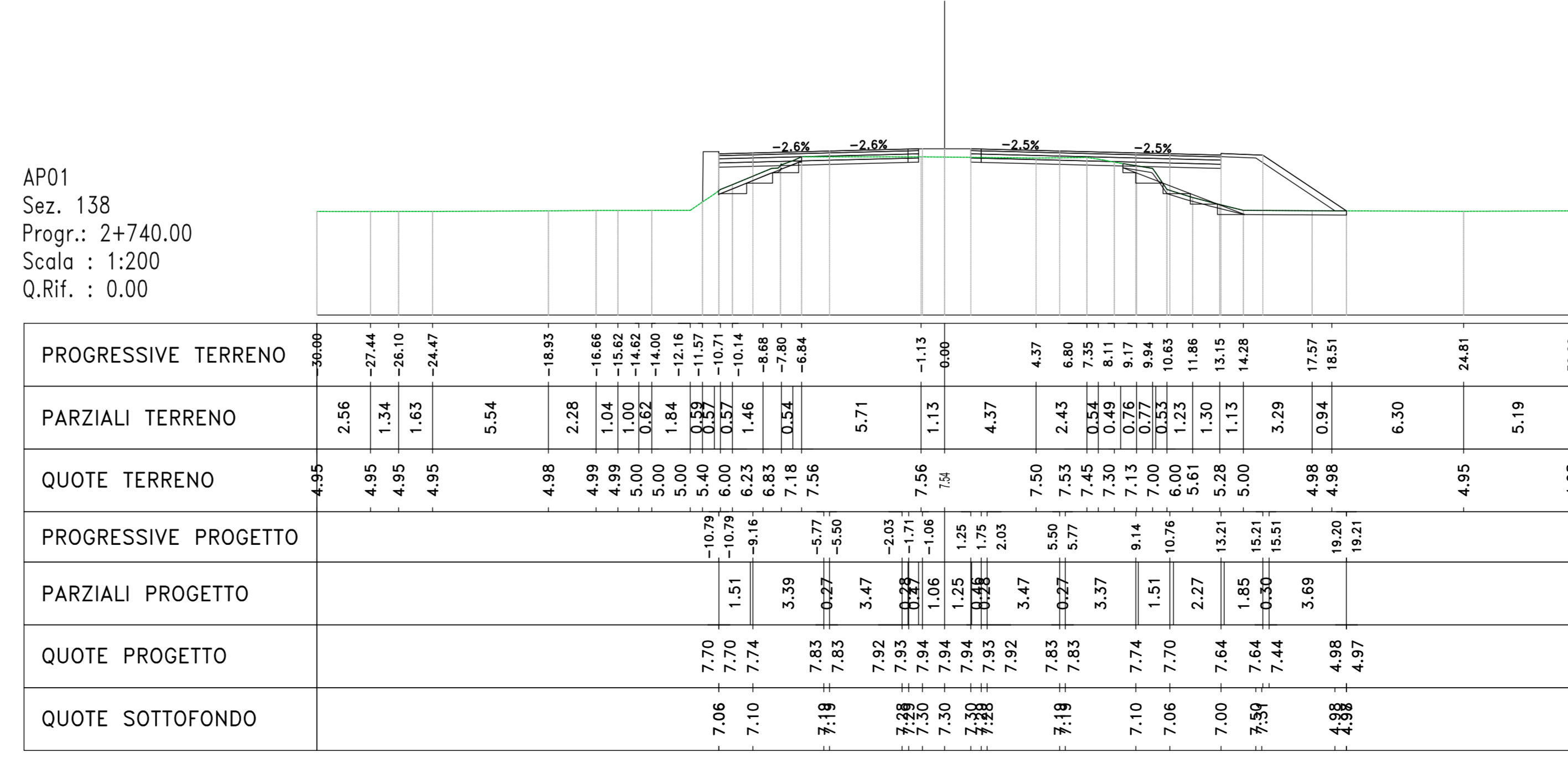
AP01
Sez. 137
Progr.: 2+720.00
Scala : 1:200
Q.Rif. : 0.00



Materiali	Area (m²)	Vol. (m³)
Rilivato	0.00	0.00
Scavo	4.54	95.84
Soletto	2.24	25.38
Terrino vegetale	1.83	26.04

PROGRESSIVE TERRENO	30.00	28.50	27.00	25.50	24.00	22.50	21.00	19.50	18.00	16.50	15.00	13.50	12.00	10.50	9.00	7.50	6.00	4.50	3.00	1.50	0.00	
PARZIALI TERRENO																						
QUOTE TERRENO	5.17	5.17	5.17	5.17	5.17	5.17	5.17	5.17	5.17	5.17	5.17	5.17	5.17	5.17	5.17	5.17	5.17	5.17	5.17	5.17	5.17	
PROGRESSIVE PROGETTO																						
PARZIALI PROGETTO																						
QUOTE PROGETTO	5.17	5.17	5.17	5.17	5.17	5.17	5.17	5.17	5.17	5.17	5.17	5.17	5.17	5.17	5.17	5.17	5.17	5.17	5.17	5.17	5.17	
QUOTE SOTTOFONDO																						

AP01
Sez. 138
Progr.: 2+740.00
Scala : 1:200
Q.Rif. : 0.00



Materiali	Area (m²)	Vol. (m³)
Rilivato	1.50	1.50
Scavo	22.14	507.62
Soletto	0.00	0.00
Terrino vegetale	0.00	0.00

PROGRESSIVE TERRENO	30.00	28.50	27.00	25.50	24.00	22.50	21.00	19.50	18.00	16.50	15.00	13.50	12.00	10.50	9.00	7.50	6.00	4.50	3.00	1.50	0.00
PARZIALI TERRENO																					