

Comune
di Corleto Perticara



Regione Basilicata



Provincia di Potenza



Committente:

RWE

RENEWABLES ITALIA S.R.L.
Via Andrea Doria, 41/G - 00192 Roma
P.IVA/C.F. 06400370968
pec: rwerenewablesitaliasrl@legalmail.it

Titolo del Progetto:

**Progetto per la realizzazione di una centrale eolica da 44,80 MW nel
comune di Corleto Perticara (PZ)**

Documento:

PROGETTO DEFINITIVO

Richiesta Autorizzazione Unica ai sensi del D. Lgs. 387 del 29/09/2003

N° Documento:

PECP_A.16.a.17.a.1

ID PROGETTO:

PECP

DISCIPLINA:

P

TIPOLOGIA:

D

FORMATO:

A3

Elaborato:

Quaderno delle sezioni in fase di lavoro WTG 01 - 1 di 8

FOGLIO:

1 di 8

SCALA:

1:200

Nome file:

PECP_A.16.a.17.a.1_Quaderno_delle_sezioni_temporanee_1_di_8.pdf

Progettazione:

R.T.P. D'Occhio - De Blasis
Via S. Angelo, 10 - 82020 Campolattaro (BN)

Progettisti:

Ing. Giuseppe Antonio De Blasis



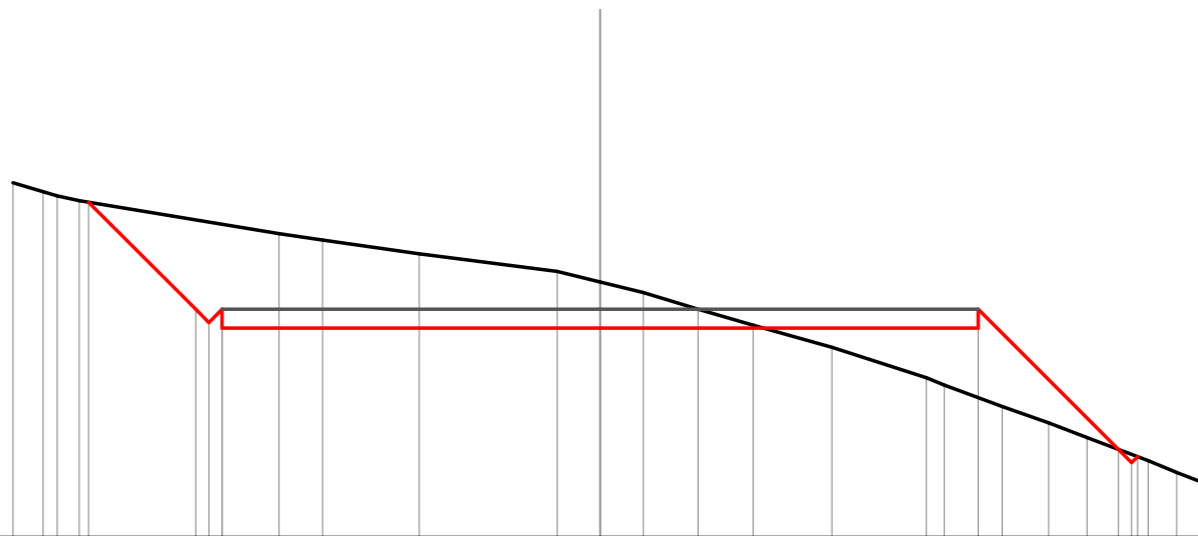
Arch. Carmine D'Occhio

Rev:	Data Revisione	Descrizione Revisione	Redatto	Controllato	Approvato
00	07/12/2020	PRIMA EMISSIONE	R.T.P.D'Occhio - De Blasis	RWE	RWE

Sezione: 10001
 Progressiva: 0.000
 Q. Progetto: 972.000

Scala H 1/200.00
 Scala V 1/200.00

966.00
 ▽

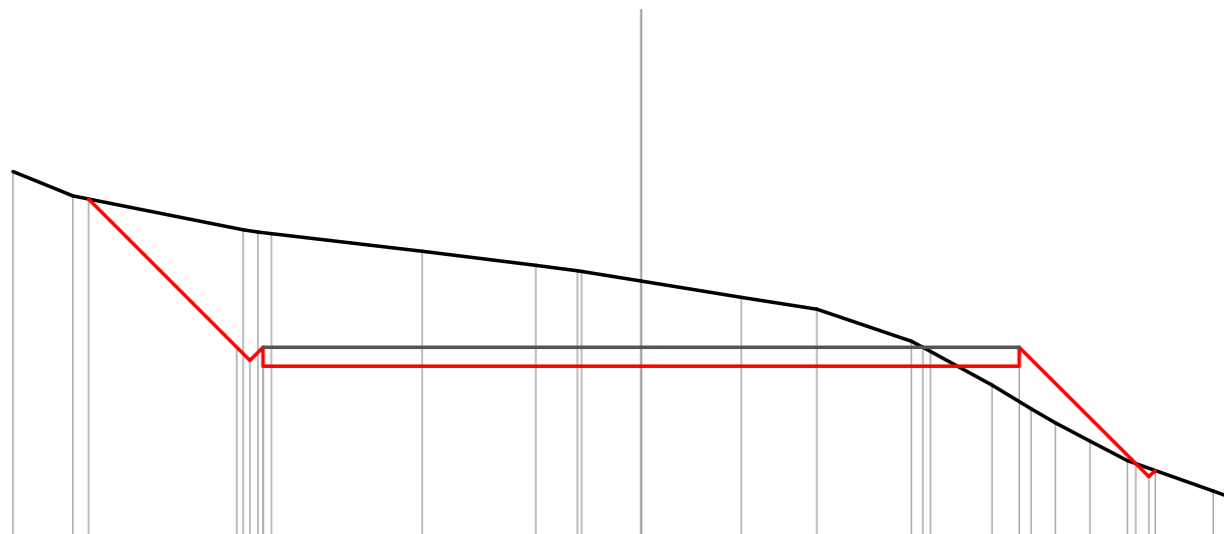


Quote	974.83	972.00 971.65 971.50	971.50	971.50	968.30 968.10
Parziali	2.83	0.35 0.35	10.00	10.00	3.70 0.35
Sviluppata Par.	4.01	0.49 0.49	10.00	10.00	5.24 0.49
Sviluppata	0.00	4.01 4.50 5.00	15.00	25.00	30.24 30.73 30.95
Progressiva	-13.53	-10.70 -10.35 -10.00	0.00	10.00	13.70 14.21
Dislivelli	0.00	-2.36 -2.66 -2.25	-1.22	1.84	-0.00 0.00

Sezione: 10002
 Progressiva: 10.000
 Q. Progetto: 972.000

Scala H 1/200.00
 Scala V 1/200.00

967.00

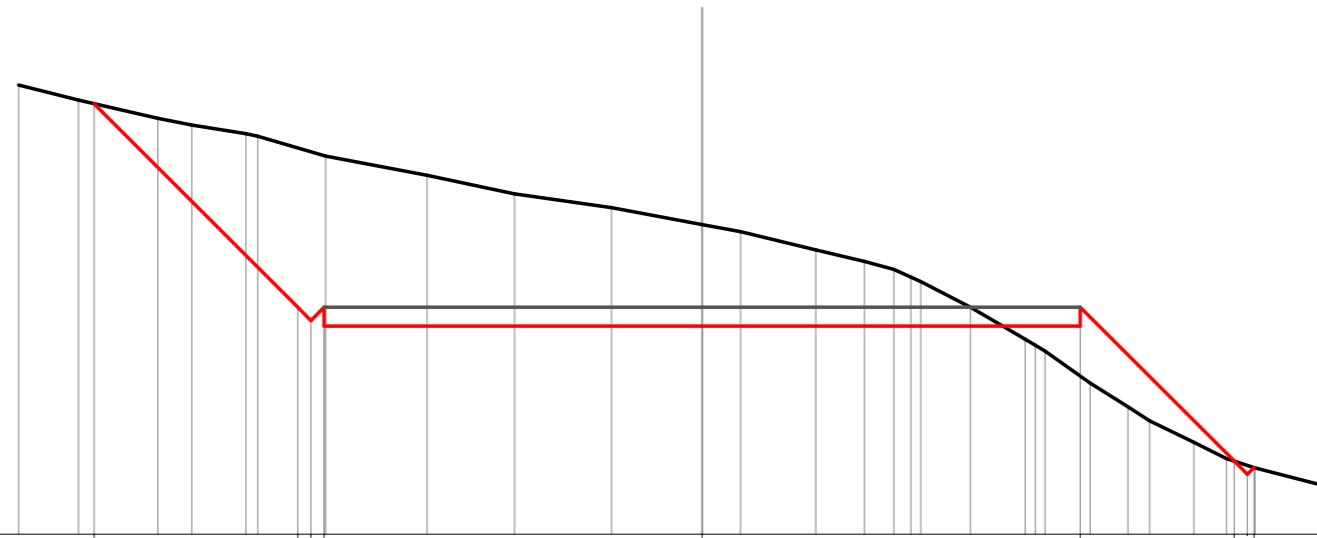


Quote	975.92	972.00 971.65 971.50	971.50	971.50	968.92 968.74
Parziali	3.92	0.35 0.35	10.00	10.00	3.08 0.35
Sviluppata Par.	5.54	0.49 0.49	10.00	10.00	4.35 0.49
Sviluppata	0.00	5.54 6.04 6.53	16.53	26.53	30.88 31.38 31.61
Progressiva	-14.62	-10.70 -10.35 -10.00	0.00	10.00	13.08 13.59
Dislivelli	-0.00	-3.14 -3.43 -3.03	-2.24	0.94	0.00 0.00

Sezione: 10003
 Progressiva: 17.000
 Q. Progetto: 972.000

Scala H 1/200.00
 Scala V 1/200.00

966.00
 ▽

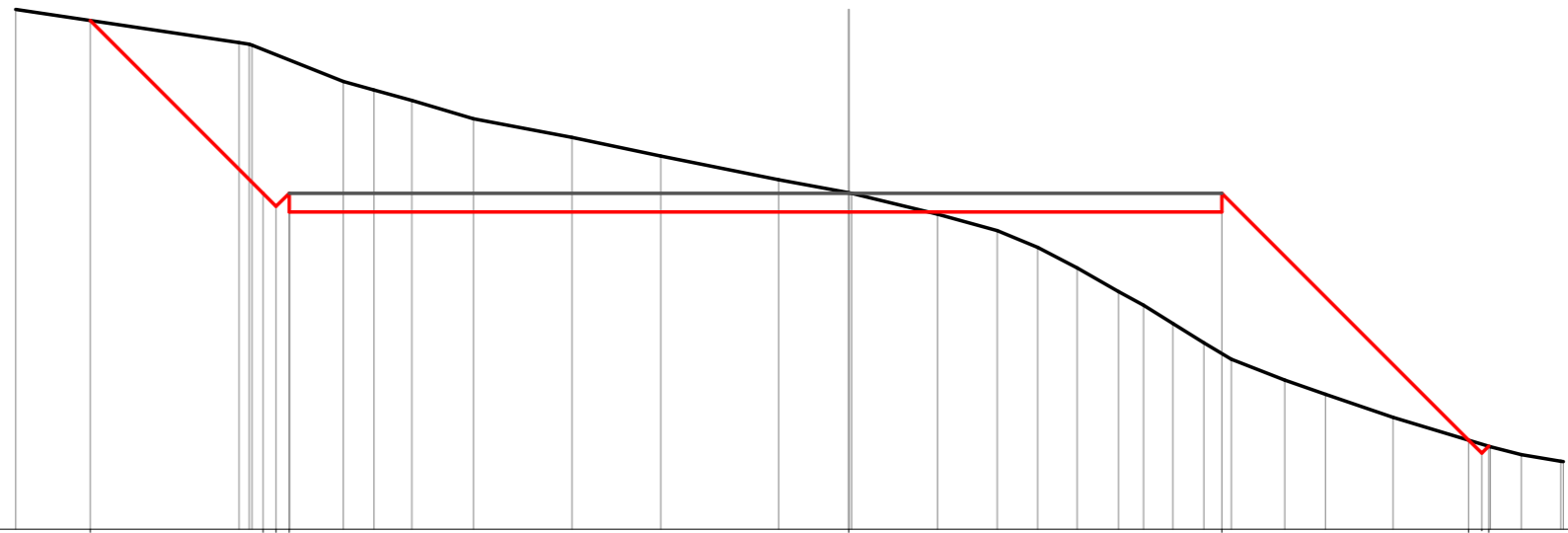


Quote	977.38	972.00 971.65 971.50	971.50	971.50	967.94 967.76
Parziali	5.38	0.35 0.35	10.00	10.00	4.06 0.35
Sviluppata Par.	7.61	0.49 0.39	10.00	10.00	5.75 0.49
Sviluppata	0.00	7.61 8.11 8.60	18.60	28.60	34.35 34.85 35.10
Progressiva	-16.08	-10.70 -10.35 -10.00	0.00	10.00	14.06 14.59
Dislivelli	-0.00	-4.22 -4.46 -4.01	-2.69	1.32	-0.00 0.00

Sezione: 10004
 Progressiva: 20.000
 Q. Progetto: 974.000

Scala H 1/200.00
 Scala V 1/200.00

965.00

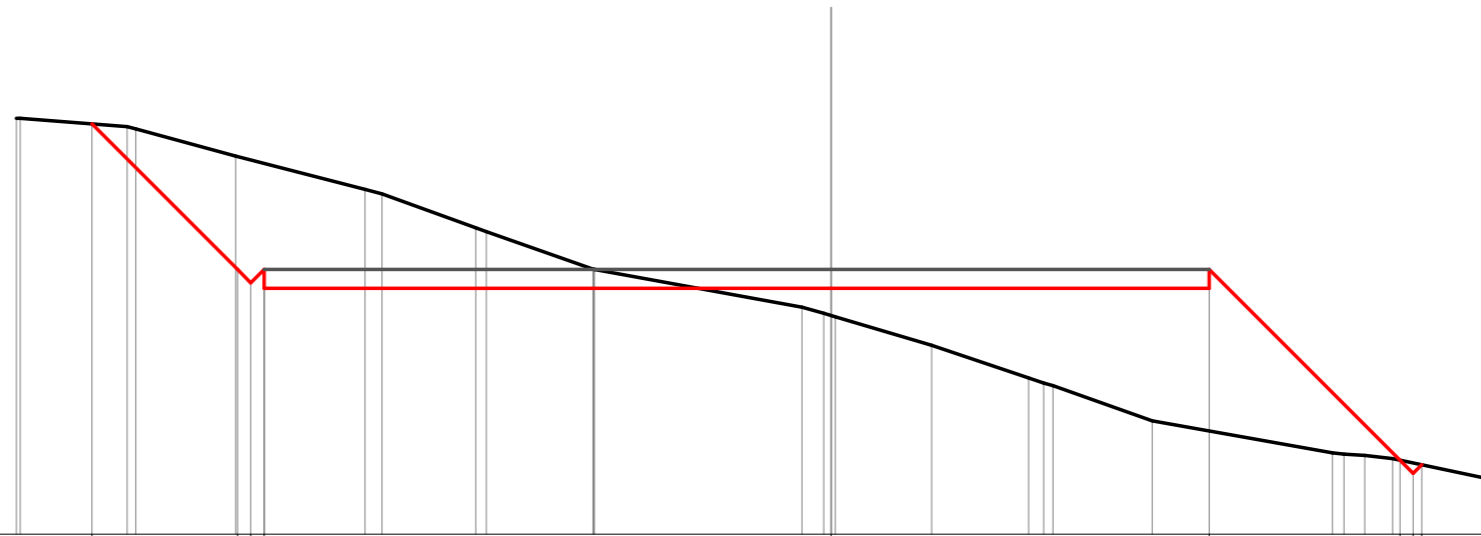


Quote	978.63	974.00 973.65 973.50	973.50	973.50	967.39 967.23
Parziali	4.63	0.35 0.35 0.35	15.00	10.00	6.61 0.35 0.35
Sviluppata Par.	6.55	0.49 0.49 0.49	15.00	10.00	9.35 0.49 0.49
Sviluppata	0.00	6.55 7.04 7.54	22.54	32.54	41.89 42.38 42.65
Progressiva	-20.33	-15.70 -15.35 -15.00	0.00	10.00	16.61 17.15
Dislivelli	0.00	-3.85 -4.06 -3.58	-0.51	3.79	-0.00 -0.00

Sezione: 10005
 Progressiva: 30.000
 Q. Progetto: 974.000

Scala H 1/200.00
 Scala V 1/200.00

967.00

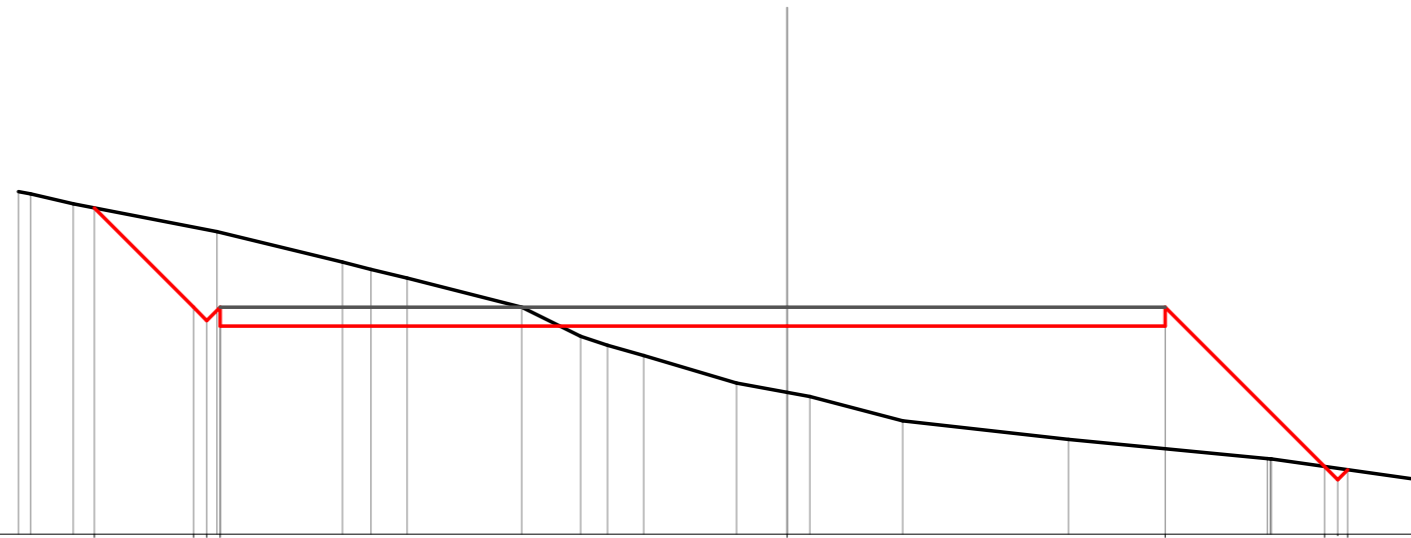


Quote	977.85	974.00 973.65 973.50	973.50	973.50	968.98 968.84
Parziali	3.85	0.35 0.35	15.00	10.00	5.04 0.35
Sviluppata Par.	5.45	0.49 0.49	15.00	10.00	7.13 0.49
Sviluppata	0.00	5.45 5.94 6.44	21.44	31.44	38.57 39.06 39.38
Progressiva	-19.55	-15.70 -15.35 -15.00	0.00	10.00	15.04 15.62
Dislivelli	0.00	-2.99 -3.25 -2.81	0.72	3.77	0.00 0.00

Sezione: 10006
 Progressiva: 40.000
 Q. Progetto: 974.000

Scala H 1/200.00
 Scala V 1/200.00

968.00
 ▽

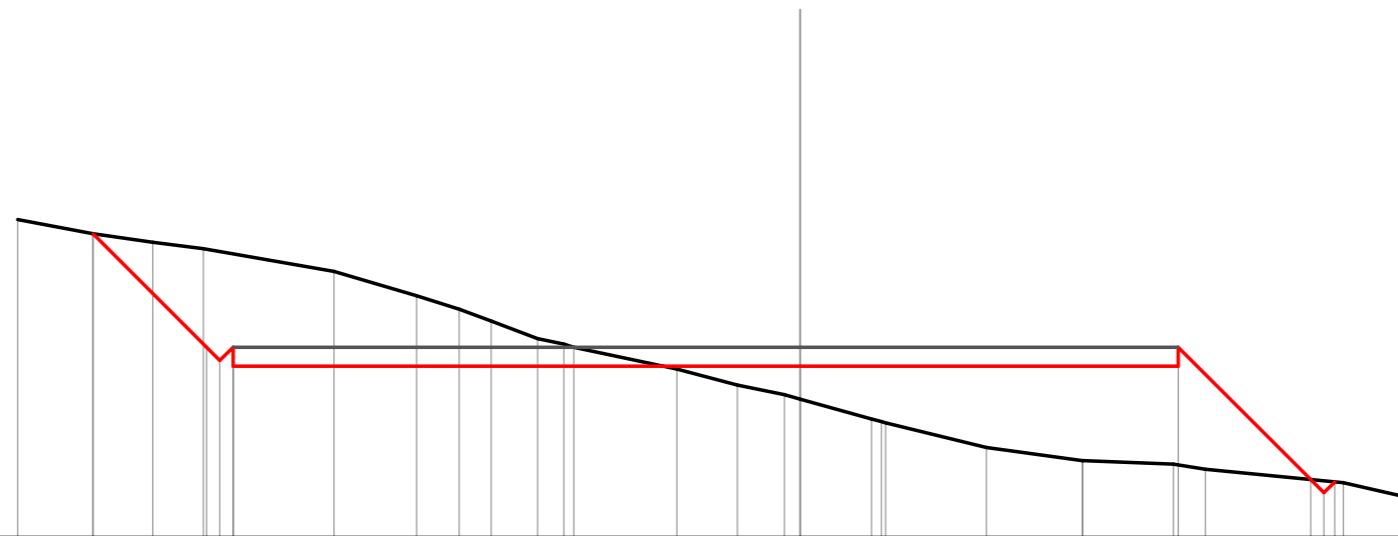


Quote	976.63	974.00 973.65 973.50	973.50	973.50	969.79 969.70
Parziali	2.63	0.35 0.35	15.00	10.00	4.21 0.35 0.35
Sviluppata Par.	3.72	0.49 0.49	15.00	10.00	5.95 0.49 0.49
Sviluppata	0.00	3.72 4.21 4.71	19.71	29.71	35.66 36.15 36.53
Progressiva	-18.33	-15.70 -15.35 -15.00	0.00	10.00	14.21 14.82
Dislivelli	0.00	-2.12 -2.40 -1.98	1.75	3.24	0.00 0.00

Sezione: 10007
 Progressiva: 50.000
 Q. Progetto: 974.000

Scala H 1/200.00
 Scala V 1/200.00

969.00

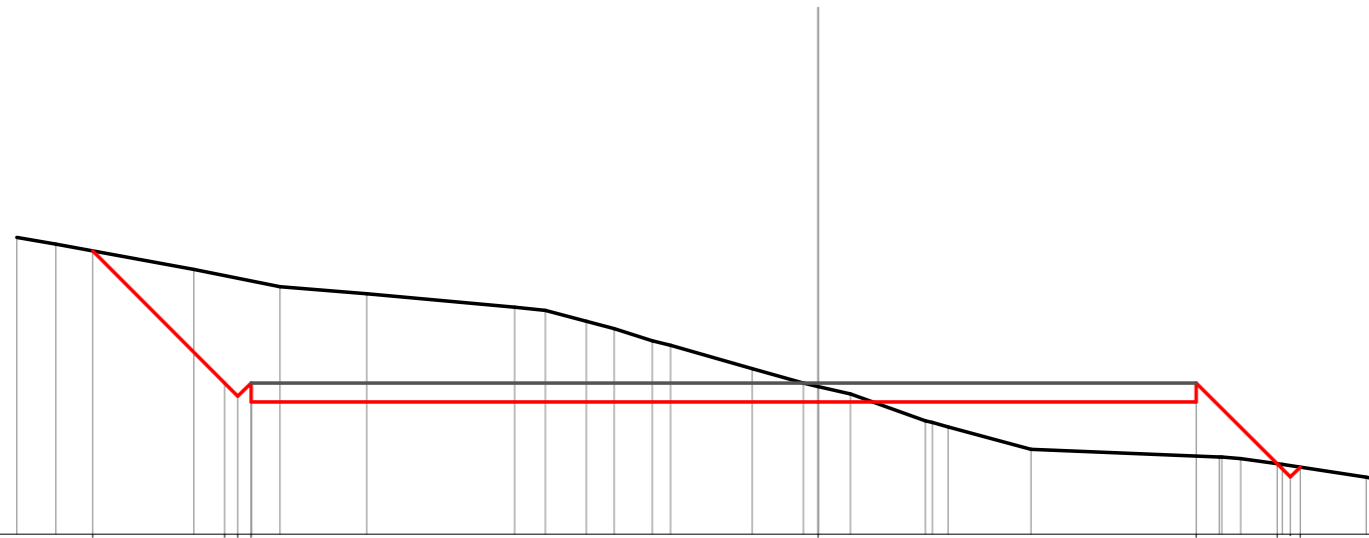


Quote	977.00	974.00 973.65 973.50	973.50	973.50	970.50 970.44
Parziali		3.00	15.00	10.00	3.50
Sviluppata Par.		4.24	15.00	10.00	4.95
Sviluppata	0.00	4.24 4.73 5.23	20.23	30.23	35.18 35.68 36.08
Progressiva	-18.70	-15.70 -15.35 -15.00	0.00	10.00	13.50 14.14
Dislivelli	-0.00	-2.59 -2.88 -2.47	0.88	2.62	0.00 0.00

Sezione: 10008
 Progressiva: 55.000
 Q. Progetto: 974.000

Scala H 1/200.00
 Scala V 1/200.00

970.00

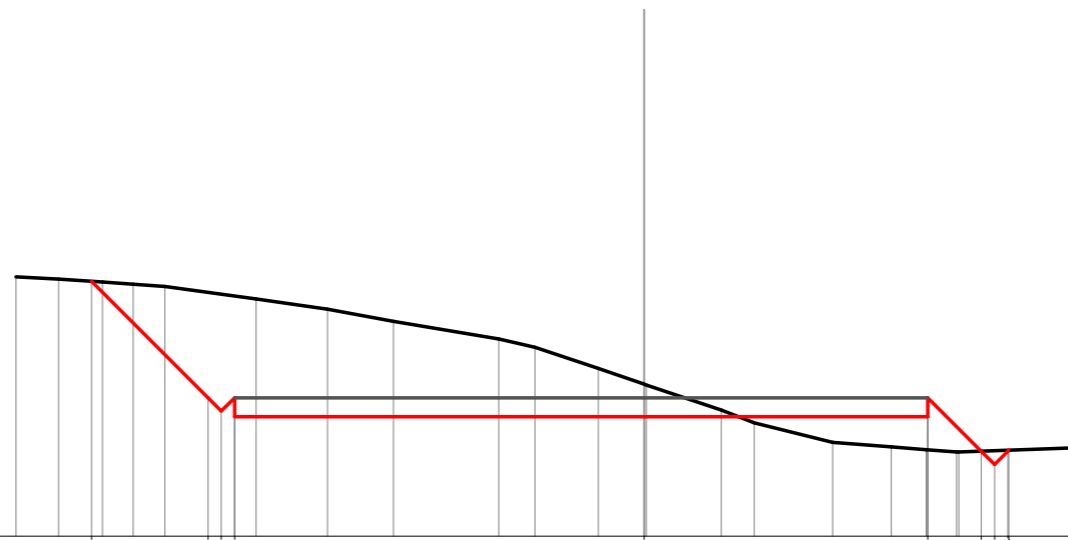



Quote	977.49	974.00 973.65 973.50	973.50	973.50	971.86 971.77
Parziali	3.49	0.35 0.35	15.00	10.00	2.14 0.09
Sviluppata Par.	4.94	0.49 0.49	15.00	10.00	3.02 0.07
Sviluppata	0.00	4.94 5.43 5.93	20.93	30.93	33.95 34.44 34.81
Progressiva	-19.19	-15.70 -15.35 -15.00	0.00	10.00	12.14 12.74
Dislivelli	-0.00	-2.84 -3.12 -2.70	-0.41	1.43	0.00 0.00

Sezione: 10009
 Progressiva: 60.000
 Q. Progetto: 974.662

Scala H 1/200.00
 Scala V 1/200.00

971.00

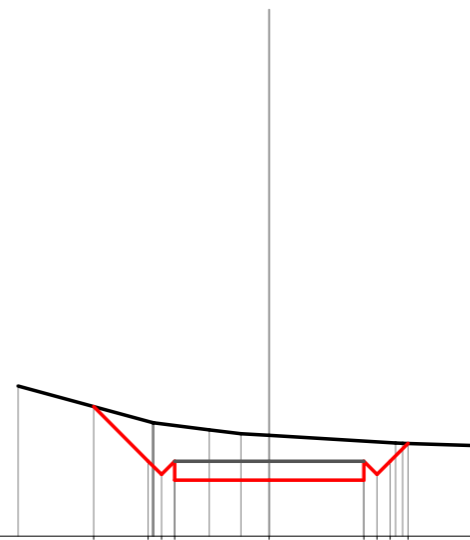



Quote	977.74	974.66 974.31 974.16	974.16	974.16	973.95 972.60 973.27
Parziali	3.08	0.35 0.35 0.35	10.83	7.50	1.41 0.35 0.35
Sviluppata Par.	4.36	0.49 0.49 0.49	10.83	7.50	2.00 0.49 0.49
Sviluppata	0.00	4.36 4.85 5.35	16.18	23.68	25.68 26.18 26.67 26.71
Progressiva	-14.62	-11.53 -11.18 -10.83	0.00	7.50	8.91 9.26 9.64
Dislivelli	0.00	-2.79 -3.09 -2.69	-0.86	0.88	-0.00 -0.36 0.00

Sezione: 10010
 Progressiva: 70.000
 Q. Progetto: 975.985

Scala H 1/200.00
 Scala V 1/200.00

974.00

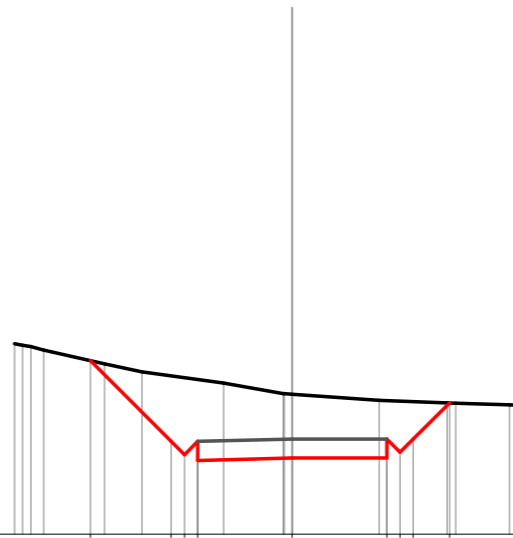


Quote	977.43	975.99	975.64	975.49	975.49	975.64	975.99	976.45
Parziali	1.44	0.35	0.35	2.50	2.50	0.35	0.35	0.47
Sviluppata Par.	2.04	0.49	0.49	2.50	2.50	0.49	0.49	0.66
Sviluppata	0.00	2.04	3.03	5.53	8.03	9.02	9.68	
Progressiva	-4.64	-3.20	-2.50	0.00	2.50	3.20	3.67	
Dislivelli	0.00	-1.05	-0.84	-1.18	-1.03	-0.86	-0.49	0.00

Sezione: 10011
 Progressiva: 74.000
 Q. Progetto: 976.515

Scala H 1/200.00
 Scala V 1/200.00

974.00

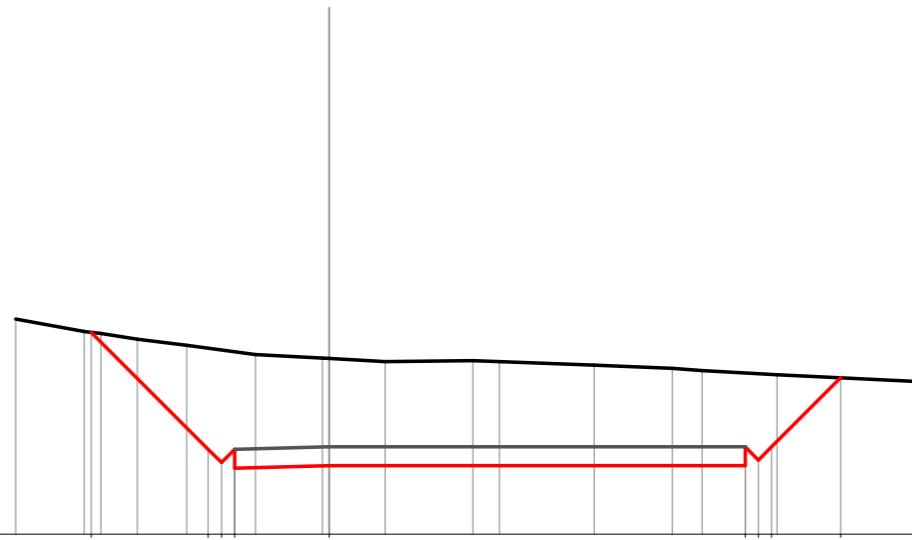



Quote		978.59	976.45 976.95	976.01	976.01 976.16 976.51	977.47
Parziali		2.14	0.35 0.35	2.50	2.50 0.35 0.35	0.96
Sviluppata Par.		3.03	0.49 0.49	2.50	2.50 0.49 0.49	1.36
Sviluppata		0.00	3.03 4.02	6.52	9.02 9.51 10.01	11.36
Progressiva		-5.34	-3.20 -2.50	0.00	2.50 2.85 3.20	4.16
Dislivelli		-0.00	-1.74 -1.64	-1.69	-1.52 -1.35 -0.99	0.00

Sezione: 10012
 Progressiva: 80.000
 Q. Progetto: 977.309

Scala H 1/200.00
 Scala V 1/200.00

975.00
 ▽

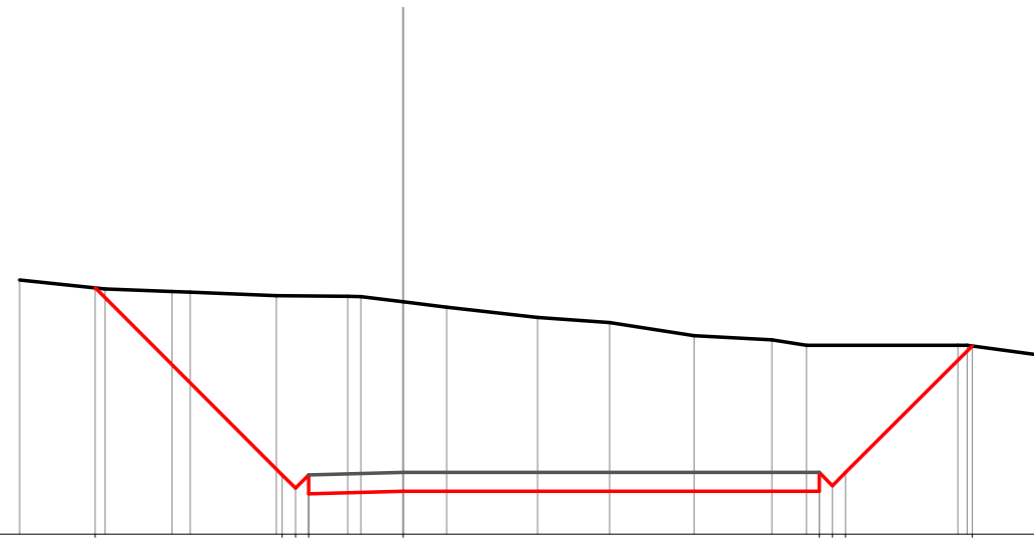


Quote	980.34	977.05 976.95 976.75	976.81	976.81 976.66 977.31	979.14
Parziali		3.09	2.50	11.00	1.83
Sviluppata Par.		4.37	2.50	11.00	2.59
Sviluppata	0.00	4.37 5.36	7.86	18.86 19.36 19.85	22.44
Progressiva	-6.29	-3.20 -2.50	0.00	11.00 11.35 11.70	13.53
Dislivelli	0.00	-2.68 -2.58	-2.84	-2.46 -2.29 -1.92	0.00

Sezione: 10013
 Progressiva: 90.000
 Q. Progetto: 978.632

Scala H 1/200.00
 Scala V 1/200.00

977.00

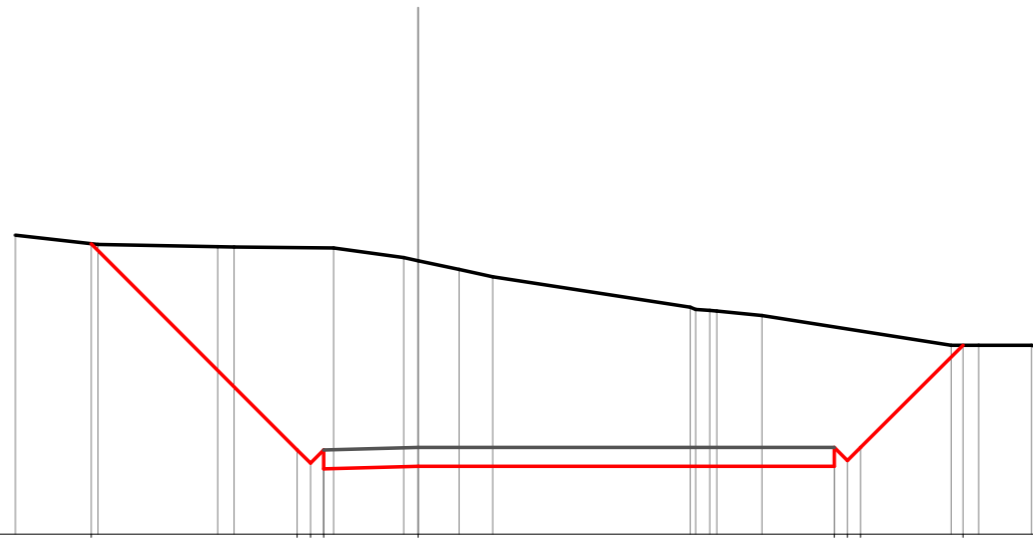



Quote	983.52	978.57 978.07	978.13	978.13 978.28 978.63	981.98
Parziali	4.95	0.35 0.35	2.50	11.00	3.35
Sviluppata Par.	7.00	0.49 0.49	2.50	11.00	4.74
Sviluppata	0.00	7.00 7.98	10.49	21.49 21.98 22.48	27.22
Progressiva	-8.15	-3.20 -2.50	0.00	11.00 11.35 11.70	15.05
Dislivelli	0.00	-4.74 -4.73	-5.01	-3.87 -3.72 -3.37	0.00

Sezione: 10014
 Progressiva: 95.000
 Q. Progetto: 979.294

Scala H 1/200.00
 Scala V 1/200.00

977.00



Quote	984.68	979.23 978.93 978.73	978.79	978.79 978.94 979.29	982.00
Parziali		5.45	2.50	11.00	2.71
Sviluppata Par.		7.71	2.50	11.00	3.83
Sviluppata	0.00	7.71 8.70	11.20	22.20 22.70 23.19	27.02
Progressiva	-8.65	-3.20 -2.50	0.00	11.00 11.35 11.70	14.41
Dislivelli	0.00	-5.35 -5.94	-5.44	-3.69 -3.48 -3.08	0.00

Sezione: 10015
 Progressiva: 99.000
 Q. Progetto: 979.823

Scala H 1/200.00
 Scala V 1/200.00

978.00
 ▽

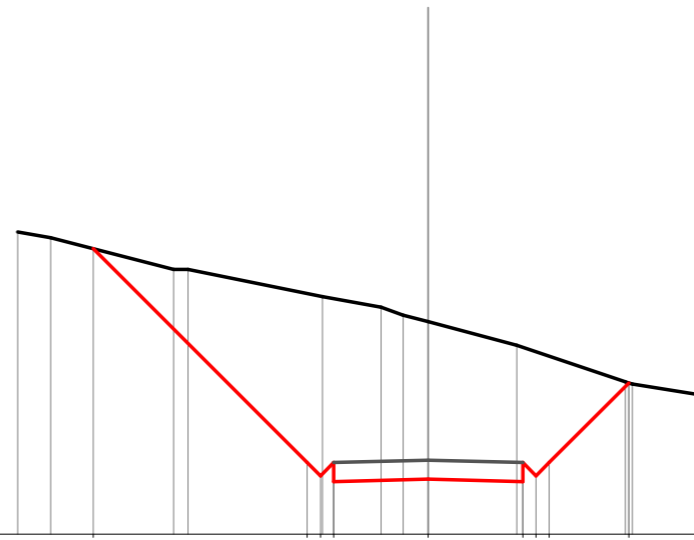


Quote	985.36		979.76 979.26	979.32	979.32 979.47 979.62	982.23
Parziali		5.60	0.35 0.49 0.35	2.50	2.50 0.35 0.35	2.41
Sviluppata Par.		7.91	0.49 0.49	2.50	0.49 0.49	3.41
Sviluppata	0.00		7.91 8.90	11.40	13.90 14.40 14.89	18.30
Progressiva	-8.80		-3.20 -2.50	0.00	2.50 2.85 3.20	5.61
Dislivelli	0.00		-4.73 -4.60	-4.53	-3.95 -3.71 -3.27	0.00

Sezione: 10016
 Progressiva: 100.000
 Q. Progetto: 979.955

Scala H 1/200.00
 Scala V 1/200.00

978.00
 ▽

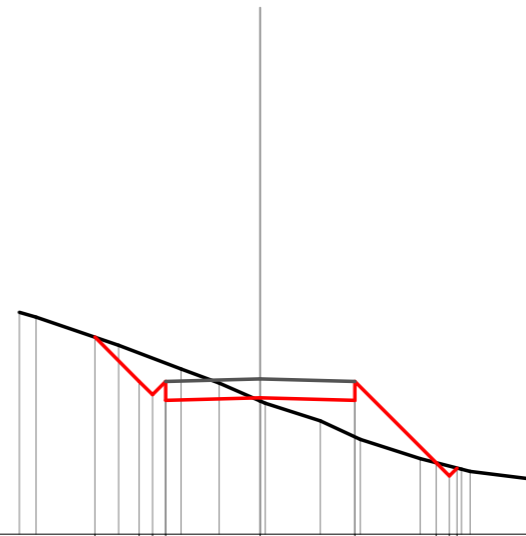


Quote	985.55	979.89	979.39	979.46	979.39	982.00
Parziali		5.66	0.35	2.50	2.50	2.11
Sviluppata Par.		8.00	0.49	2.50	2.50	2.98
Sviluppata	0.00	8.00	8.99	11.49	13.99	17.96
Progressiva	-8.86	-3.20	-2.50	0.00	2.50	5.31
Dislivelli	0.00	-4.47	-4.34	-4.16	-3.55	-0.00

Sezione: 10017
 Progressiva: 110.000
 Q. Progetto: 981.105

Scala H 1/200.00
 Scala V 1/200.00

977.00
 ▽

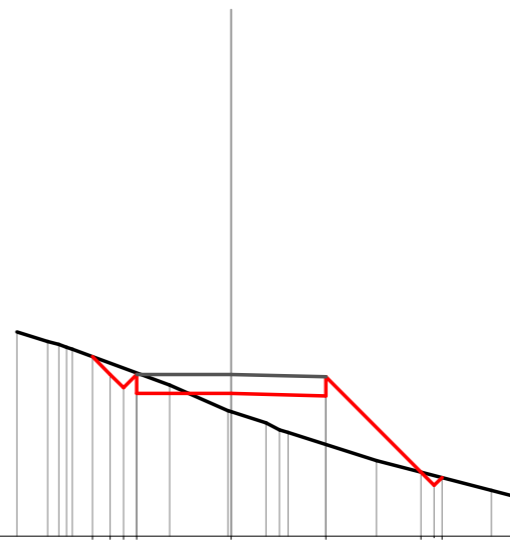


Quote		982.21	981.04	980.54	980.60	980.54	978.89	978.75
Parziali		1.17	0.35	2.50	2.50	2.15	0.35	
Sviluppata Par.		1.65	0.49	2.50	2.50	3.04	0.49	
Sviluppata		0.00	1.65		5.14	7.65	10.69	11.47
Progressiva		-4.37	-3.20	-2.50	0.00	2.50	4.65	5.21
Dislivelli		0.00	-0.75	-0.48	0.08	0.97	0.00	0.00

Sezione: 10018
 Progressiva: 112.000
 Q. Progetto: 981.275

Scala H 1/200.00
 Scala V 1/200.00

977.00

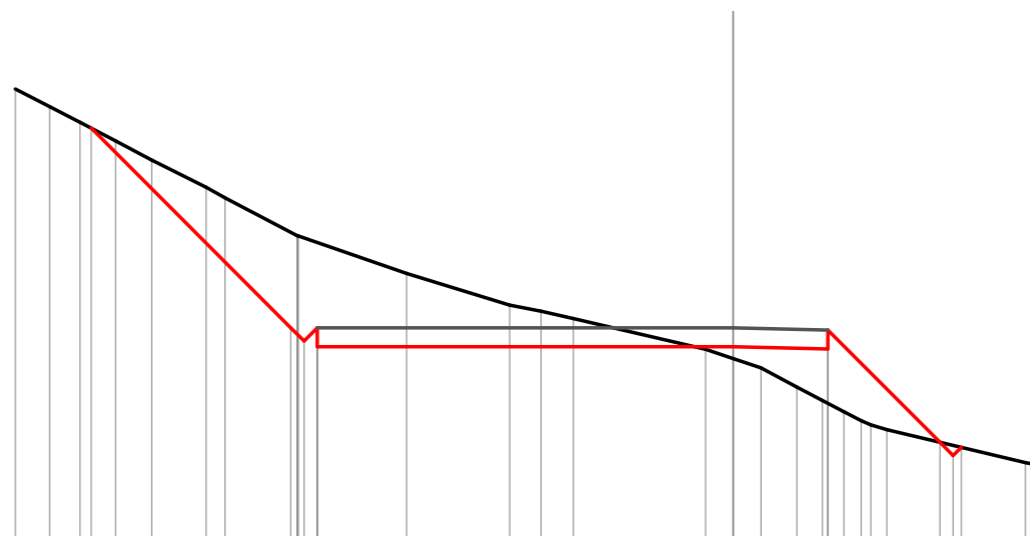


Quote		981.75	981.28	980.78	980.79	980.71	978.70	978.55
Parziali		0.47	0.35	2.50	2.50	2.52	0.35	
Sviluppata Par.		0.67	0.49	2.50	2.50	3.56	0.49	
Sviluppata		0.00	0.67	1.66	4.16	6.66	10.22	11.00
Progressiva		-3.67	-3.20	-2.50	0.00	2.50	5.02	5.57
Dislivelli		0.00	-0.30	-0.04	0.48	1.28	0.00	-0.00

Sezione: 10019
 Progressiva: 116.000
 Q. Progetto: 981.565

Scala H 1/200.00
 Scala V 1/200.00

976.00
 ▽

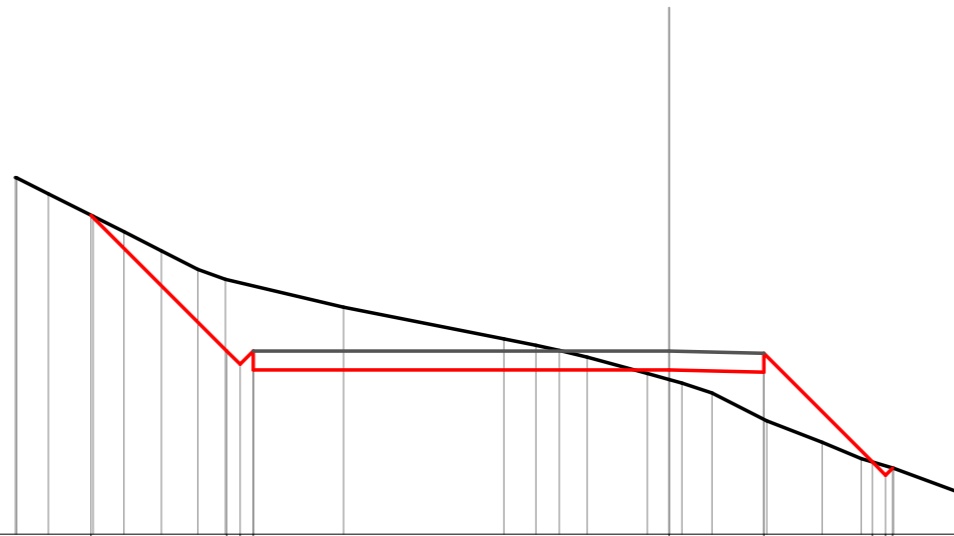


Quote	986.85	981.56 981.21 981.06	981.06	981.00	978.54 978.40
Parziali	5.28	0.35 0.35	11.00	2.50	2.96 0.35 0.32
Sviluppata Par.	7.47	0.49 0.49	11.00	2.50	4.19 0.49 0.31
Sviluppata	0.00	7.47 7.96 8.46	19.46	21.96	26.15 26.65 26.95
Progressiva	-16.98	-11.70 -11.35 -11.00	0.00	2.50	5.46 6.03
Dislivelli	0.00	-2.53 -2.73 -2.23	0.31	1.43	0.00 0.00

Sezione: 10020
 Progressiva: 120.000
 Q. Progetto: 981.843

Scala H 1/200.00
 Scala V 1/200.00

977.00

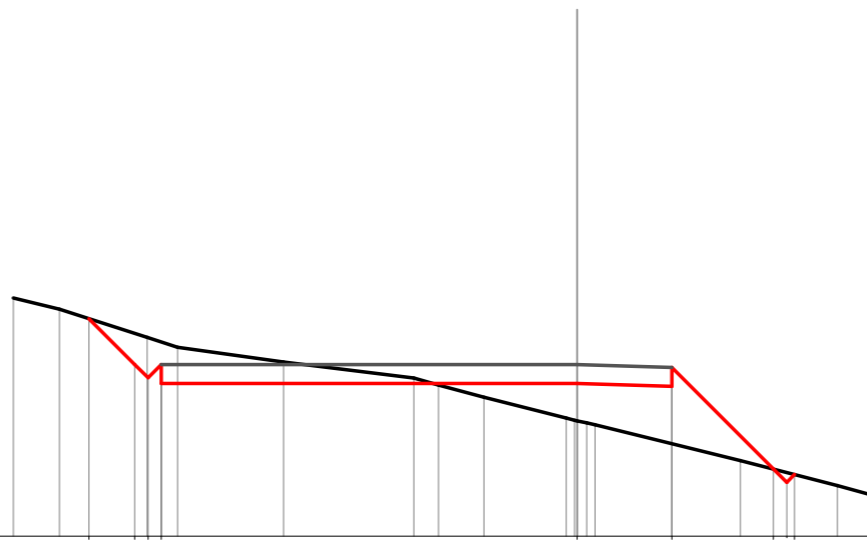


Quote	985.44	981.84 981.49 981.34	981.34	981.28	978.91 978.75
Parziali	3.59	0.35 0.35	11.00	2.50	2.87 0.35 0.16
Sviluppata Par.	5.08	0.49 0.49	11.00	2.50	4.06 0.49 0.16
Sviluppata	0.00	5.08 5.58 6.07	17.07	19.57	23.63 24.13 24.39
Progressiva	-15.29	-11.70 -11.35 -11.00	0.00	2.50	5.37 5.91
Dislivelli	0.00	-1.89 -2.15 -1.72	0.25	1.24	0.00 0.00

Sezione: 10021
 Progressiva: 130.000
 Q. Progetto: 982.539

Scala H 1/200.00
 Scala V 1/200.00

978.00
 ▽

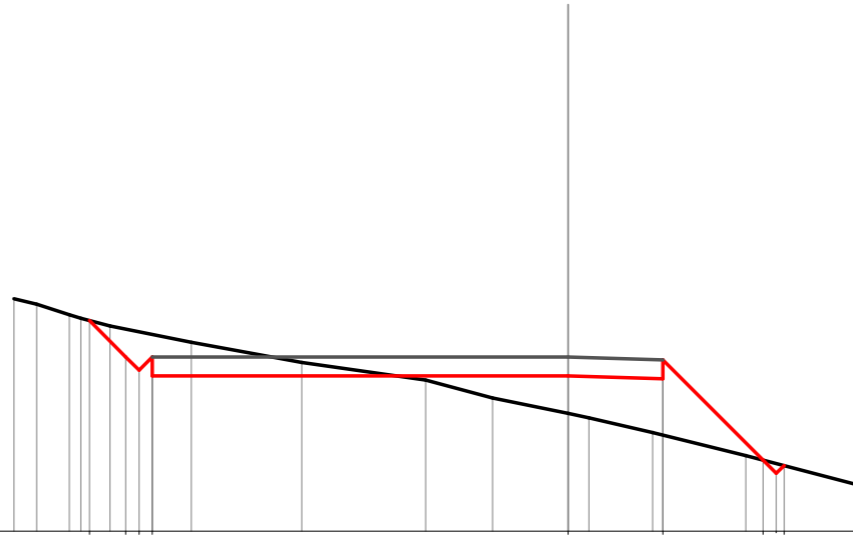


Quote		983.75	982.54 982.19 982.04		982.04	981.98	979.77 979.63
Parziali		1.21	0.35 0.35	11.00	2.50	2.69	0.35 0.35
Sviluppata Par.		1.71	0.49 0.49	11.00	2.50	3.80	0.49 0.49
Sviluppata		0.00	1.71 2.21 2.70		13.70	16.20	20.01 20.50 20.79
Progressiva		-12.91	-11.70 -11.35 -11.00		0.00	2.50	5.19 5.75
Dislivelli		0.00	-0.82 -1.06 -0.60		0.99	1.52	0.00 0.00

Sezione: 10022
 Progressiva: 131.000
 Q. Progetto: 982.609

Scala H 1/200.00
 Scala V 1/200.00

978.00

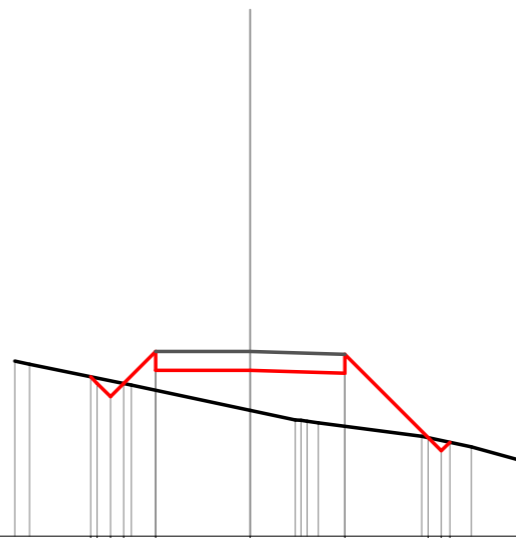


Quote	983.57	982.61	982.26	982.11	982.03	979.88	979.74
Parziali	0.96	0.35	0.35	11.00	2.50	2.65	0.35
Sviluppata Par.	1.36	0.49	0.49	11.00	2.50	3.75	0.49
Sviluppata	0.00	1.36	1.85	13.35	15.85	19.60	20.39
Progressiva	-12.66	-11.70	-11.35	0.00	2.50	5.15	5.71
Dislivelli	0.00	-0.74	-1.02	1.00	1.49	0.00	-0.00

Sezione: 10023
 Progressiva: 135.000
 Q. Progetto: 982.887

Scala H 1/200.00
 Scala V 1/200.00

978.00

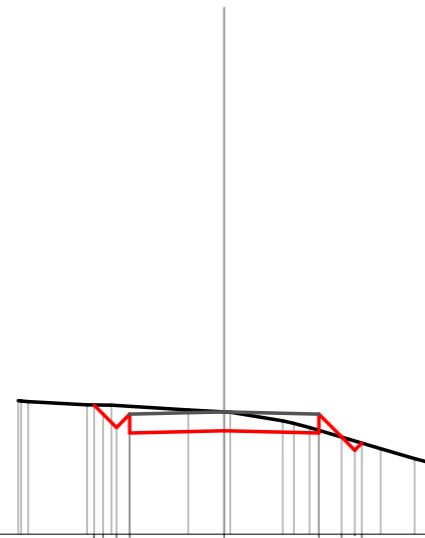


Quote	982.22	982.04	982.04	982.39	982.39	982.31	980.61	980.48
Parziali	0.35	0.35	0.85	2.50	2.50	2.20	0.35	0.35
Sviluppata Par.	0.49	0.49	1.20	2.50	2.50	3.12	0.49	0.49
Sviluppata	0.00	0.25	1.74	2.44	4.94	7.44	10.55	11.05
Progressiva	-4.22	-4.05	-3.70	-2.50	0.00	2.50	4.70	5.28
Dislivelli	0.00	-0.14	-0.42	1.02	1.06	1.40	0.00	0.00

Sezione: 10024
 Progressiva: 140.000
 Q. Progetto: 983.235

Scala H 1/200.00
 Scala V 1/200.00

980.00

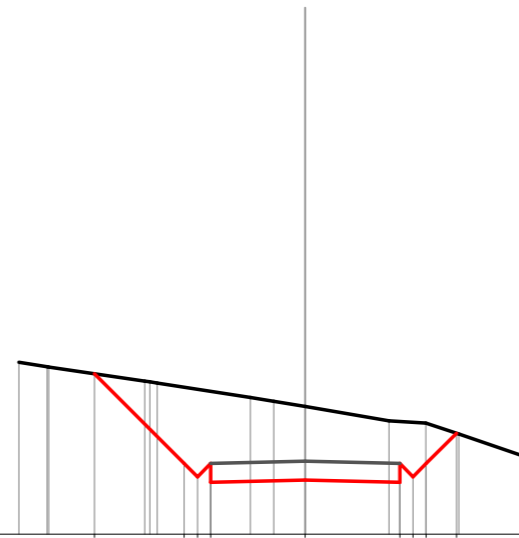


Quote	983.42	983.17	982.67	982.73	982.67	982.57	982.41
Parziali	0.35	0.35	2.50	2.50	0.60	0.35	0.35
Sviluppata Par.	0.35	0.49	2.50	2.50	0.85	0.49	0.35
Sviluppata	0.00	0.35	1.34	3.84	6.34	7.19	7.95
Progressiva	-3.44	-3.20	-2.50	0.00	2.50	3.10	3.64
Dislivelli	0.00	-0.24	-0.21	-0.50	-0.08	-0.00	0.00

Sezione: 10025
 Progressiva: 150.000
 Q. Progetto: 983.931

Scala H 1/200.00
 Scala V 1/200.00

982.00

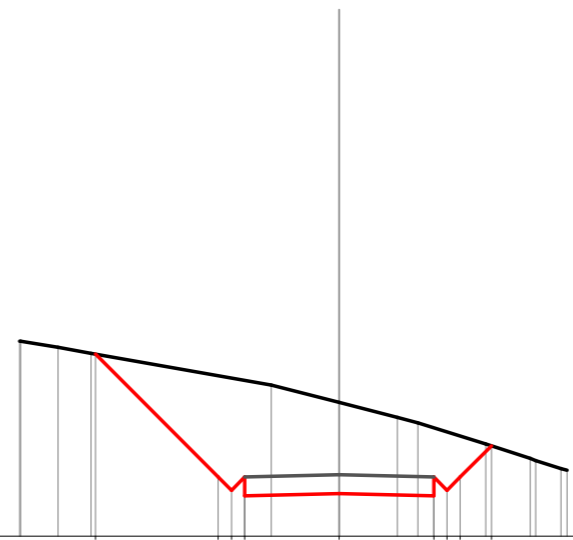


Quote	986.24	983.87	983.37	983.43	983.37	983.52	983.87	984.67
Parziali	2.37	0.35	2.50	2.50	0.35	0.35	0.80	
Sviluppata Par.	3.36	0.49	2.50	2.50	0.49	1.13		
Sviluppata	0.00	3.36	4.35	6.85	9.35	10.34	11.47	
Progressiva	-5.57	-3.20	-2.50	0.00	2.50	3.20	4.00	
Dislivelli	0.00	-2.02	-1.94	-1.94	-1.61	-1.44	-1.07	-0.00

Sezione: 10026
 Progressiva: 160.000
 Q. Progetto: 984.627

Scala H 1/200.00
 Scala V 1/200.00

983.00

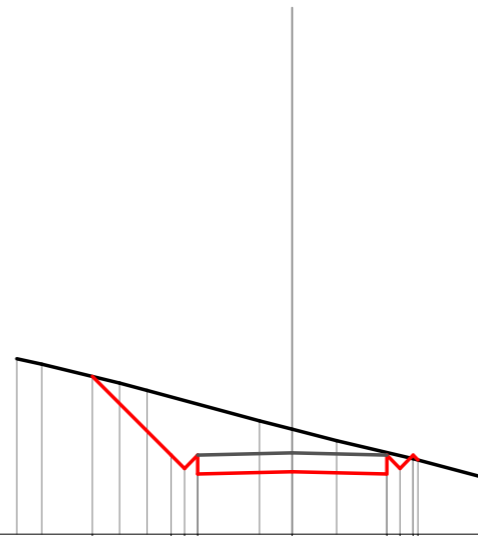


Quote	987.81	984.95 984.10	984.13	984.05 984.21 984.56	985.39
Parziali		3.25	2.50	2.50	0.35 0.35 0.83
Sviluppata Par.	4.60	0.49 0.49	2.50	2.50	0.49 0.49 1.17
Sviluppata	0.00	4.60 5.59	8.09	10.59 11.08 11.58	12.75
Progressiva	-6.45	-3.20 -2.50	0.00	2.50 3.20	4.03
Dislivelli	-0.00	-2.69 -2.56	-2.41	-1.80 -1.55 -1.09	-0.00

Sezione: 10027
 Progressiva: 170.000
 Q. Progetto: 985.152

Scala H 1/200.00
 Scala V 1/200.00

983.00
 ▽

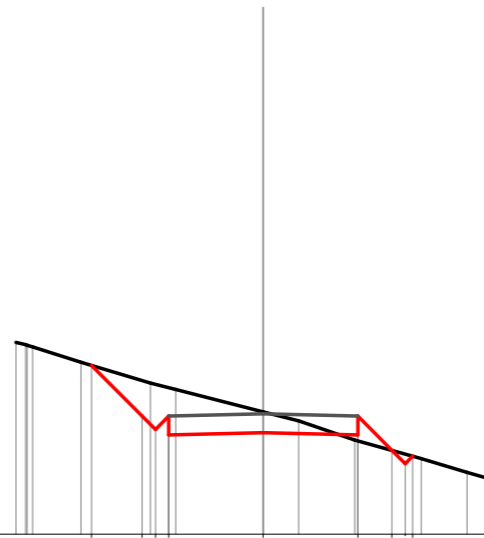


Quote	987.17	985.09 984.74 984.59	984.65	984.59 984.74 984.96
Parziali	2.08	0.35 0.35	2.50	2.50 0.35 0.35
Sviluppata Par.	2.95	0.49 0.49	2.50	2.50 0.49 0.49
Sviluppata	0.00	2.95 3.44 3.94	6.44	8.94 9.43 9.93 10.10
Progressiva	-5.28	-3.20 -2.85 -2.50	0.00	2.50 2.85 3.33
Dislivelli	0.00	-1.54 -1.89 -1.35	-1.13	-0.57 -0.34 0.00

Sezione: 10028
 Progressiva: 180.000
 Q. Progetto: 985.184

Scala H 1/200.00
 Scala V 1/200.00

982.00

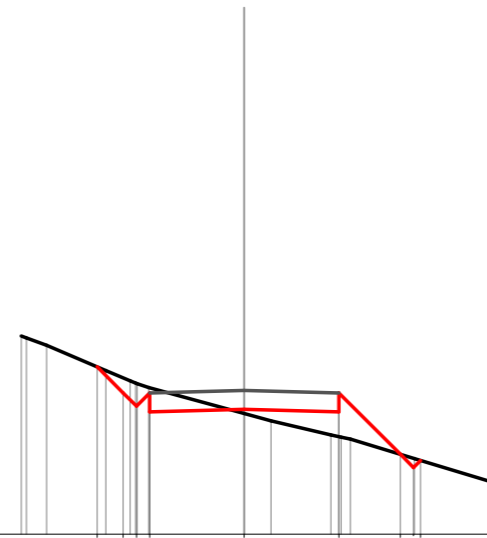


Quote		986.46	985.12	984.62	984.68	984.62	984.22	984.06
Parziali		1.34	0.35	2.50	2.50	0.90	0.35	
Sviluppata Par.		1.90	0.49	2.50	2.50	1.28	0.49	
Sviluppata		0.00	1.90	2.89	5.39	7.89	9.17	9.94
Progressiva		-4.54	-3.20	-2.50	0.00	2.50	3.40	3.95
Dislivelli		-0.00	-0.94	-0.75	-0.55	0.15	0.00	0.00

Sezione: 10029
 Progressiva: 190.000
 Q. Progetto: 984.801

Scala H 1/200.00
 Scala V 1/200.00

981.00
 ▽



Quote		985.43	984.74	984.24	984.30	984.24	983.11	982.95
Parziali		0.69	0.35	2.50	2.50	1.62	0.35	0.30
Sviluppata Par.		0.98	0.49	2.50	2.50	2.30	0.49	0.30
Sviluppata		0.00	0.98	1.97	4.47	6.97	9.27	10.03
Progressiva		-3.89	-3.20	-2.50	0.00	2.50	4.12	4.66
Dislivelli		0.00	-0.40	-0.13	0.11	0.66	-0.00	0.00

Sezione: 10030
 Progressiva: 200.000
 Q. Progetto: 984.375

Scala H 1/200.00
 Scala V 1/200.00

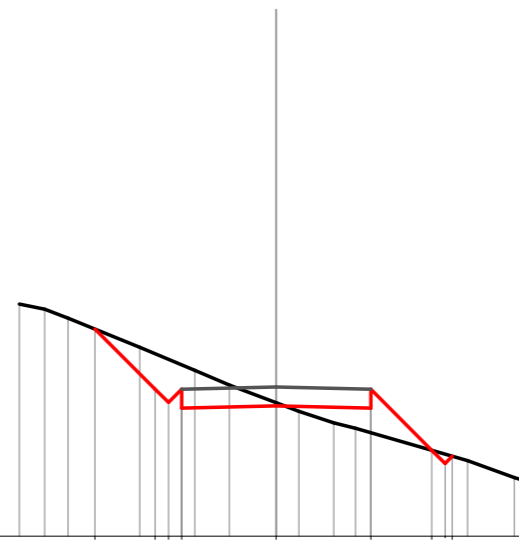
979.00


Quote		984.20	983.63	983.28	983.63	983.81	983.88	983.81	981.03	980.82
Parziali		0.57	0.35	0.35	0.66	2.50	2.50	3.29	0.35	
Sviluppata Par.		0.90	0.70	0.70	0.96	2.50	2.50	4.65	0.35	
Sviluppata		0.00	0.80	1.30	1.79	2.75	5.25	7.75	12.40	13.11
Progressiva		-4.45	-3.88	-3.53	-3.18	-2.50	0.00	2.50	5.79	6.29
Dislivelli		0.00	-0.29	-0.50	0.00	0.96	1.32	2.01	-0.00	0.00

Sezione: 10031
 Progressiva: 210.000
 Q. Progetto: 983.950

Scala H 1/200.00
 Scala V 1/200.00

980.00
 ▽

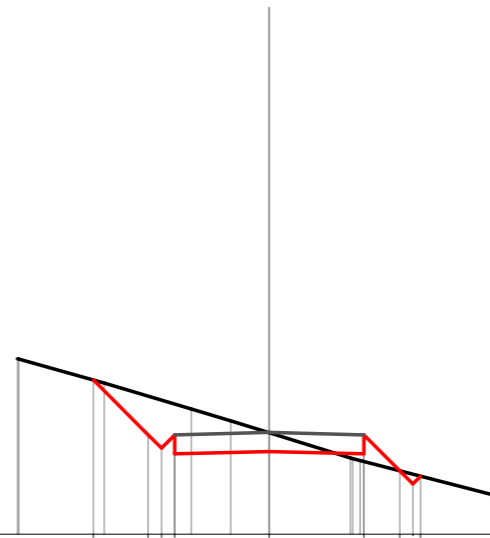


Quote	985.48	983.89 983.39	983.45	983.39	982.27 982.12
Parziali	1.59	0.35 0.35	2.50	2.50	1.61 0.35 0.35
Sviluppata Par.	2.25	0.49 0.49	2.50	2.50	2.28 0.49 0.35
Sviluppata	0.00	2.25 3.24	5.74	8.24	10.53 11.02 11.29
Progressiva	-4.79	-3.20 -2.50	0.00	2.50	4.11 4.66
Dislivelli	0.00	-0.94 -0.64	-0.08	0.65	0.00 -0.00

Sezione: 10032
 Progressiva: 220.000
 Q. Progetto: 983.689

Scala H 1/200.00
 Scala V 1/200.00

981.00

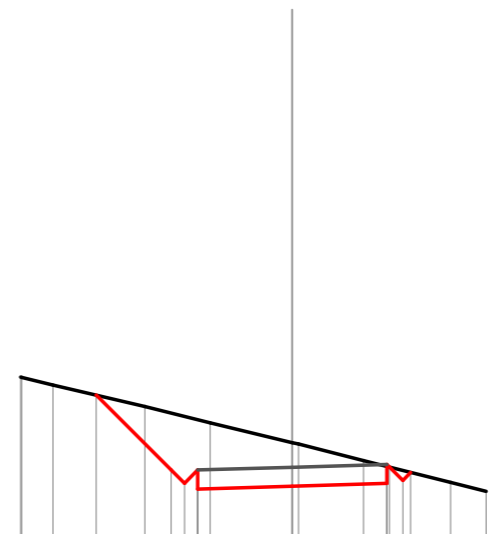


Quote		985.08	983.63	983.13	983.19	983.13	982.68	982.53
Parziali		1.45	0.35	2.50	2.50	0.95	0.35	
Sviluppata Par.		2.06	0.49	2.50	2.50	1.34	0.49	
Sviluppata		0.00	2.06	3.05	5.55	8.05	9.39	10.18
Progressiva		-4.65	-3.20	-2.50	0.00	2.50	3.45	4.01
Dislivelli		-0.00	-1.09	-0.82	-0.49	0.20	0.00	0.00

Sezione: 10033
 Progressiva: 230.000
 Q. Progetto: 983.824

Scala H 1/200.00
 Scala V 1/200.00

982.00

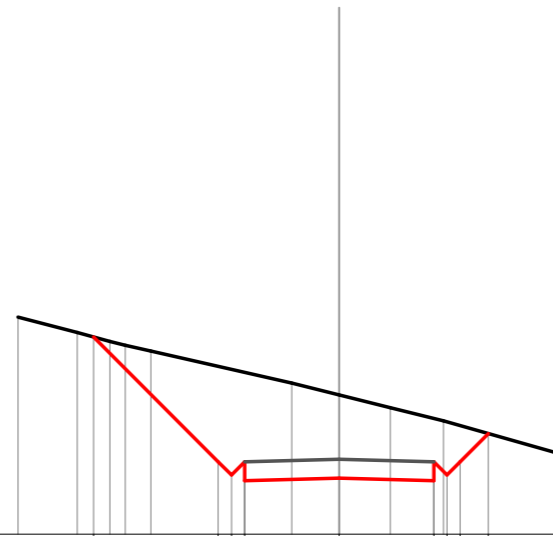


Quote	985.73	983.75 983.75 983.25	983.32	983.40 983.40 983.69
Parziali	1.98	0.35 0.35	2.50	2.50 0.35 0.35
Sviluppata Par.	2.81	0.49 0.49	2.50	2.50 0.49 0.35
Sviluppata	0.00	2.81 3.00 3.80	6.30	8.80 8.00 9.69
Progressiva	-5.18	-3.20 -2.50 -2.50	0.00	2.50 2.87 3.13
Dislivelli	0.00	-1.57 -1.33	-1.15	-0.45 0.00 0.00

Sezione: 10034
 Progressiva: 240.000
 Q. Progetto: 983.980

Scala H 1/200.00
 Scala V 1/200.00

982.00

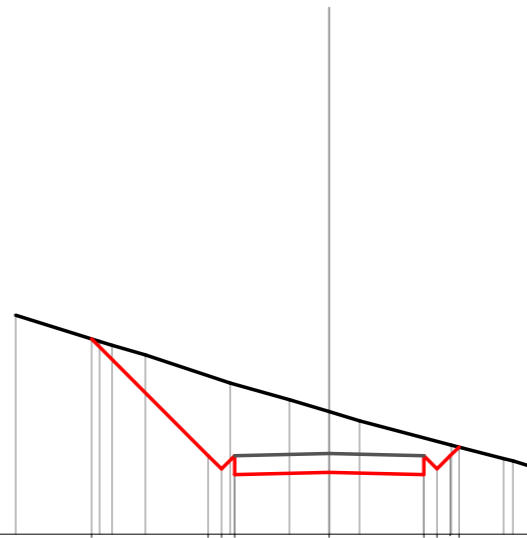


Quote	987.22	983.97 983.97 983.42	983.48	983.42 983.57 983.92	984.06
Parziali		3.30 0.35 0.35	2.50	2.50 0.35 0.35	0.74
Sviluppata Par.		4.66 0.49 0.49	2.50	2.50 0.49 0.49	1.05
Sviluppata	0.00	4.66 5.66	8.15	10.66 11.15 11.65	12.70
Progressiva	-6.50	-3.20 -2.50 -2.50	0.00	2.50 2.85 3.20	3.94
Dislivelli	0.00	-2.52 -2.36 -2.36	-2.20	-1.65 -1.41 -0.96	-0.00

Sezione: 10035
 Progressiva: 250.000
 Q. Progetto: 984.137

Scala H 1/200.00
 Scala V 1/200.00

982.00

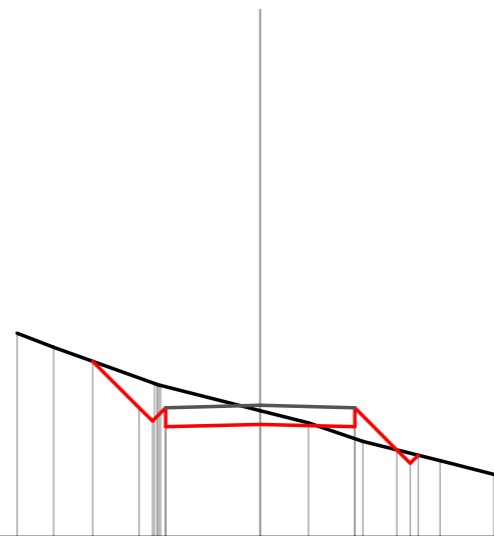



Quote	987.16	984.07 983.57	983.64	983.57 983.72 984.31
Parziali		3.09 0.35 0.35	2.50	2.50 0.35 0.35
Sviluppata Par.		4.37 0.49 0.49	2.50	2.50 0.49 0.49
Sviluppata	0.00	4.37 4.36 5.36	7.86	10.36 10.86 11.35 11.68
Progressiva	-6.29	-3.20 -2.85 -2.50	0.00	2.50 2.85 3.43
Dislivelli	-0.00	-2.12 -1.89 -1.89	-1.60	-0.98 -0.74 0.00

Sezione: 10036
 Progressiva: 260.000
 Q. Progetto: 984.459

Scala H 1/200.00
 Scala V 1/200.00

981.00

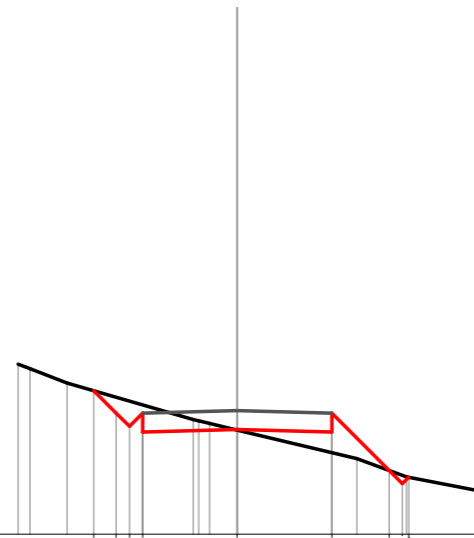



Quote		985.63	984.40	983.90	983.96	983.90	983.28	983.14
Parziali		1.23	0.35	2.50	2.50	1.12	0.35	0.91
Sviluppata Par.		1.74	0.49	2.50	2.50	1.58	0.49	0.91
Sviluppata		0.00	1.74	2.73	5.23	7.73	9.31	10.10
Progressiva		-4.43	-3.20	-2.50	0.00	2.50	3.62	4.18
Dislivelli		0.00	-0.79	-0.56	-0.36	0.32	0.00	0.00

Sezione: 10037
 Progressiva: 270.000
 Q. Progetto: 985.266

Scala H 1/200.00
 Scala V 1/200.00

982.00

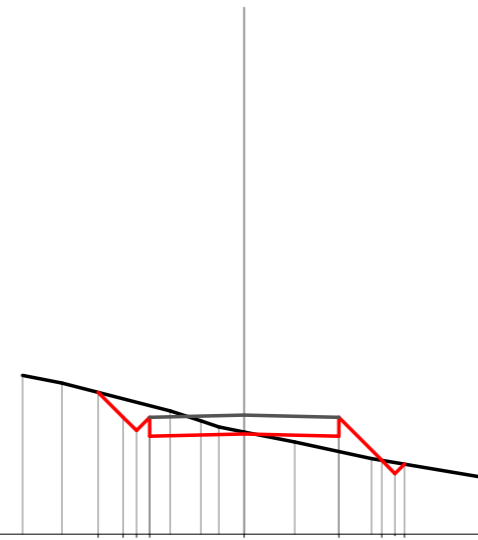


Quote		985.80	985.20	984.70	984.77	984.70	983.69	983.51
Parziali		0.59	0.35	2.50	2.50	1.52	0.35	
Sviluppata Par.		0.54	0.49	2.50	2.50	2.15	0.49	
Sviluppata		0.00	0.84	1.33	4.33	6.83	8.98	9.71
Progressiva		-3.79	-3.20	-2.50	0.00	2.50	4.02	4.54
Dislivelli		-0.00	-0.42	-0.22	0.01	0.55	0.00	0.00

Sezione: 10038
 Progressiva: 280.000
 Q. Progetto: 986.154

Scala H 1/200.00
 Scala V 1/200.00

983.00
 ▽

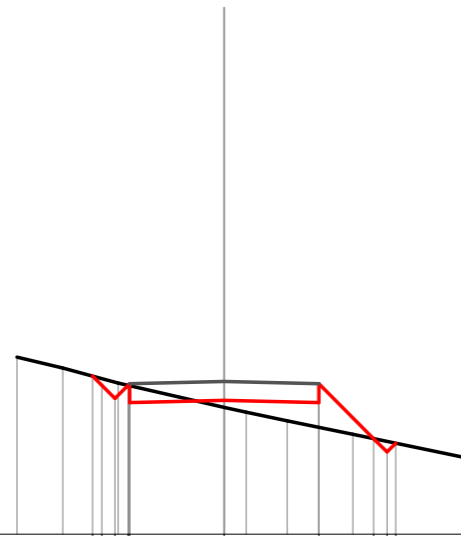


Quote		986.75	986.09	985.65	985.59	984.95	984.85
Parziali		0.66	0.35	2.50	2.50	1.14	0.35
Sviluppata Par.		0.93	0.49	2.50	2.50	1.61	0.35
Sviluppata		0.00	0.93	4.43	6.93	8.53	9.38
Progressiva		-3.86	-3.20	0.00	2.50	3.64	4.24
Dislivelli		-0.00	-0.49	-0.05	0.40	-0.00	-0.00

Sezione: 10039
 Progressiva: 290.000
 Q. Progetto: 987.041

Scala H 1/200.00
 Scala V 1/200.00

983.00

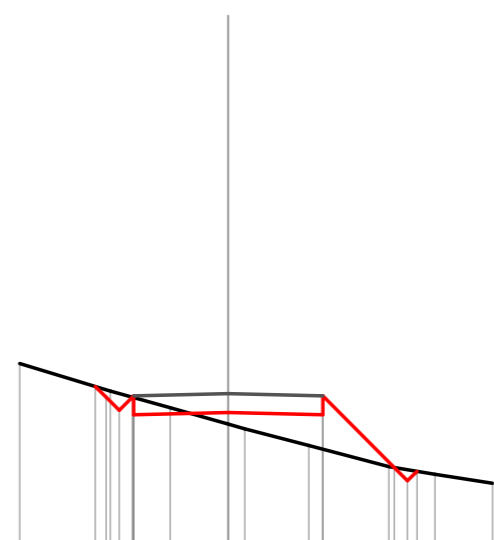



Quote	987.18	986.54	986.48	986.54	986.48	985.53	985.41
Parziali	0.34	0.35	2.50	2.50	1.45	0.35	0.25
Sviluppata Par.	0.34	0.49	2.50	2.50	2.05	0.49	0.35
Sviluppata	0.00	0.34	1.39	3.89	6.39	8.44	9.26
Progressiva	-3.48	-2.89	-2.50	0.00	2.50	3.95	4.53
Dislivelli	0.00	-0.18	-0.43	0.05	0.18	0.65	0.00

Sezione: 10040
 Progressiva: 300.000
 Q. Progetto: 987.929

Scala H 1/200.00
 Scala V 1/200.00

984.00

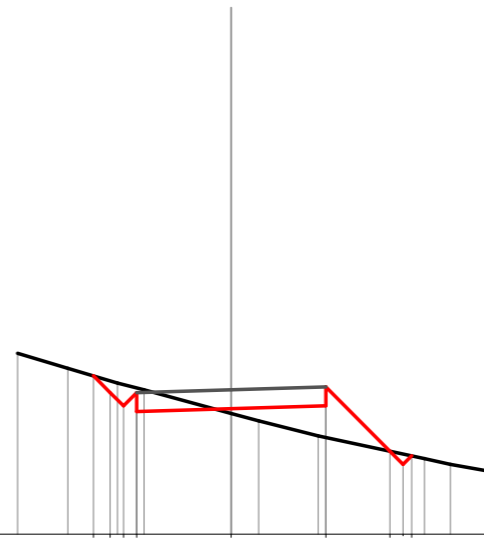


Quote	988.12	987.93	987.46	987.37	987.43	987.37	985.98	985.87
Parziali	0.00	0.35	2.50	2.50	1.89	0.35	0.25	
Sviluppata Par.	0.00	0.49	2.50	2.50	2.67	0.49	0.25	
Sviluppata	0.00	0.49	1.39	3.94	6.44	9.11	9.61	9.96
Progressiva	-3.52	-3.53	-2.50	-2.50	0.00	2.50	4.39	4.99
Dislivelli	-0.00	-0.20	-0.45	0.04	0.31	0.91	0.00	-0.00

Sezione: 10041
 Progressiva: 310.000
 Q. Progetto: 988.817

Scala H 1/200.00
 Scala V 1/200.00

985.00

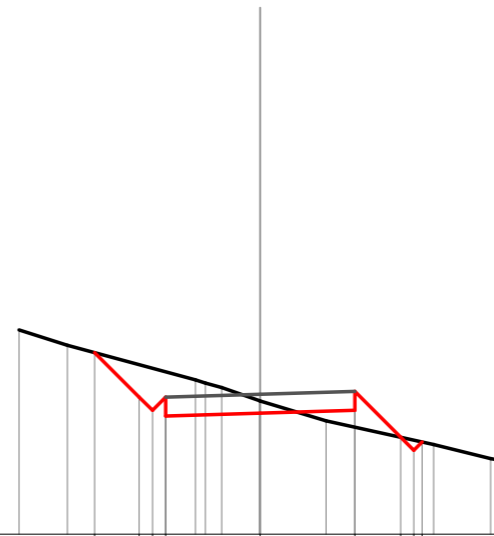



Quote	989.19	988.74	988.24	988.32	988.39	987.19	987.07
Parziali	0.45	0.35	2.50	2.50	1.70	0.35	
Sviluppata Par.	0.63	0.49	2.50	2.50	2.40	0.49	
Sviluppata	0.00	0.63	1.62	4.12	6.62	9.03	9.52
Progressiva	-3.65	-3.20	-2.50	0.00	2.50	4.20	4.77
Dislivelli	0.00	-0.32	-0.13	0.12	0.84	-0.00	0.00

Sezione: 10042
 Progressiva: 320.000
 Q. Progetto: 989.701

Scala H 1/200.00
 Scala V 1/200.00

986.00
 ▽

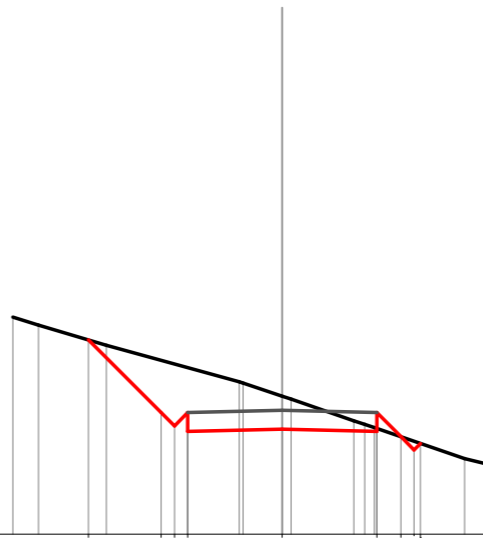


Quote		990.80	989.63	989.13	989.20	989.28	988.57	988.44
Parziali		1.18	0.35	2.50	2.50	1.21	0.35	
Sviluppata Par.		1.66	0.49	2.50	2.50	1.71	0.49	
Sviluppata		0.00	1.66	2.66	5.16	7.66	9.37	10.18
Progressiva		-4.38	-3.20	-2.50	0.00	2.50	3.71	4.28
Dislivelli		-0.00	-0.86	-0.67	-0.32	0.44	0.00	0.00

Sezione: 10043
 Progressiva: 330.000
 Q. Progetto: 990.279

Scala H 1/200.00
 Scala V 1/200.00

987.00

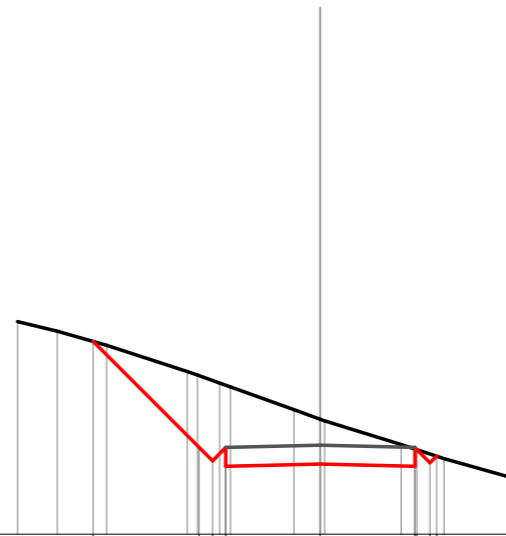


Quote	992.14	989.62 989.62 989.72	989.79	989.72 989.58 989.40
Parziali	1.92	0.35 0.35	2.50	2.50 0.64 0.35
Sviluppata Par.	2.72	0.49 0.49	2.50	2.50 0.90 0.49
Sviluppata	0.00	2.72 3.71	6.21	8.71 9.61 10.35
Progressiva	-5.12	-3.20 -2.50	0.00	2.50 3.14 3.66
Dislivelli	0.00	-1.38 -1.19	-0.87	-0.08 0.00 0.00

Sezione: 10044
 Progressiva: 340.000
 Q. Progetto: 990.355

Scala H 1/200.00
 Scala V 1/200.00

988.00

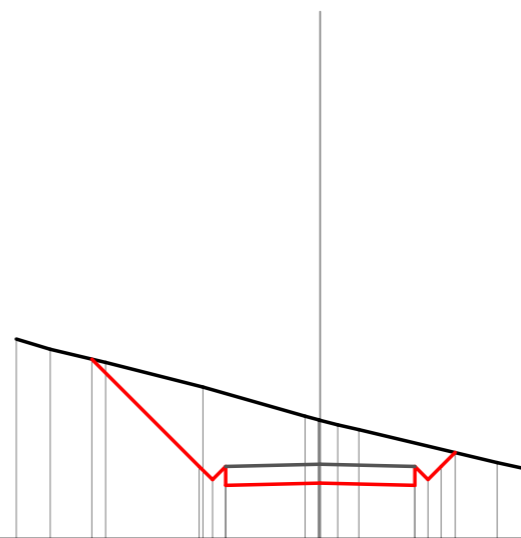


Quote		993.10	989.29 989.79	989.85	989.79 990.07
Parziali			2.81	2.50	2.50
Sviluppata Par.		3.97	0.49 0.49	2.50	2.50
Sviluppata		0.00	3.97 4.96 4.96	7.46	9.96 10.04 10.78
Progressiva		-6.01	-3.20 -2.50 -2.50	0.00	2.50 2.50 3.08
Dislivelli		-0.00	-1.90 -1.65 -1.65	-1.19	-0.46 0.00 0.00

Sezione: 10045
 Progressiva: 350.000
 Q. Progetto: 989.960

Scala H 1/200.00
 Scala V 1/200.00

988.00



Quote	982.74	989.90 989.91 989.90	989.46	989.40 989.55 989.90 990.27
Parziali		2.84 0.35 0.35	2.50	2.50 0.35 0.35 0.37
Sviluppata Par.		4.02 0.49 0.49	2.50	2.50 0.49 0.49 0.37
Sviluppata	0.00	4.02 4.41 5.01	7.51	10.01 10.50 11.00 11.52
Progressiva	-6.04	-3.20 -2.85 -2.50	0.00	2.50 2.85 3.20 3.57
Dislivelli	0.00	-2.13 -2.84 -1.83	-1.66	-1.12 -0.86 -0.46 -0.00

Sezione: 10046
 Progressiva: 360.000
 Q. Progetto: 989.458

Scala H 1/200.00
 Scala V 1/200.00

987.00
 ▽

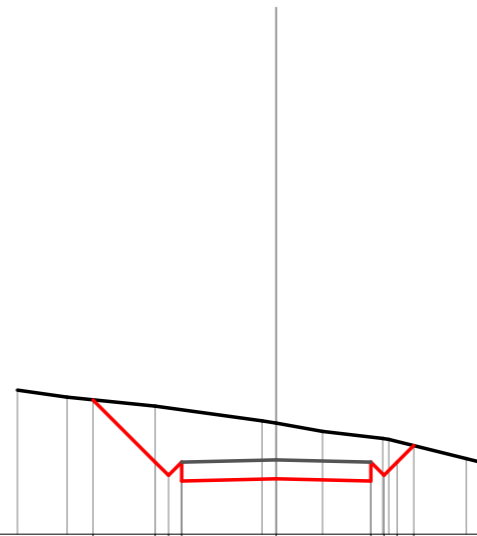


Quote	991.94	989.40 989.05 988.90	988.96	988.90 989.05 989.40	990.09
Parziali		2.55 0.35 0.35	2.50	2.50 0.35 0.35	0.69
Sviluppata Par.		3.60 0.49 0.49	2.50	2.50 0.49 0.49	0.98
Sviluppata	0.00	3.60 4.0 4.59	7.09	9.59 10.09 10.58	11.57
Progressiva	-5.75	-3.20 -2.85 -2.50	0.00	2.50 2.85 3.20	3.89
Dislivelli	-0.00	-2.09 -1.97 -1.97	-1.95	-1.50 -1.27 -0.85	-0.00

Sezione: 10047
 Progressiva: 370.000
 Q. Progetto: 988.968

Scala H 1/200.00
 Scala V 1/200.00

987.00
 ▽

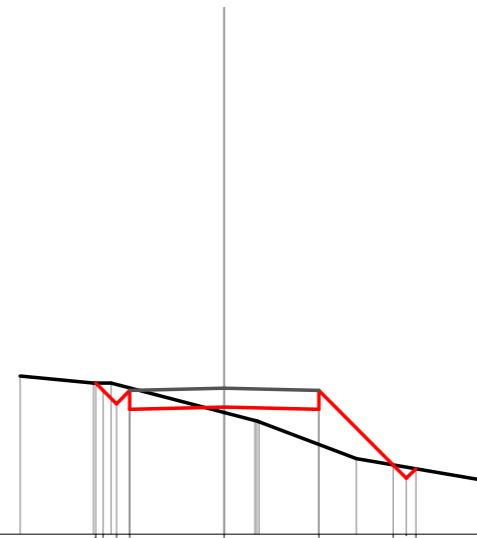


Quote		990.65	988.91	988.41	988.47	988.41	988.56	988.91	989.35
Parziali		1.65	0.35	2.50	2.50	0.35	0.35	0.44	
Sviluppata Par.		2.33	0.49	2.50	2.50	0.49	0.62		
Sviluppata		0.00	2.33	3.32	5.82	8.32	9.31	9.93	
Progressiva		-4.85	-3.20	-2.50	0.00	2.50	3.20	3.64	
Dislivelli		0.00	-1.48	-1.38	-1.47	-1.17	-0.97	-0.55	-0.00

Sezione: 10048
 Progressiva: 380.000
 Q. Progetto: 988.862

Scala H 1/200.00
 Scala V 1/200.00

985.00

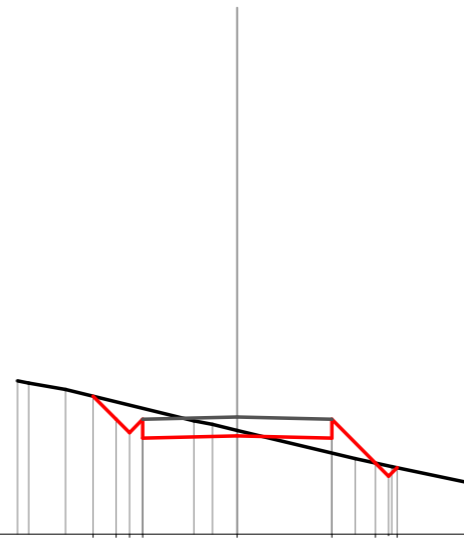


Quote	989.00	988.80	988.40	988.36	988.30	986.83	986.73
Parziali	0.00	0.35	2.50	2.50	1.97	0.35	0.08
Sviluppata Par.	0.00	0.49	2.50	2.50	2.78	0.49	0.08
Sviluppata	0.00	0.28	1.27	3.77	6.27	9.06	9.90
Progressiva	-3.40	-3.20	-2.50	0.00	2.50	4.47	5.06
Dislivelli	0.00	-0.20	-0.07	0.14	0.92	-0.00	0.00

Sezione: 10049
 Progressiva: 390.000
 Q. Progetto: 989.101

Scala H 1/200.00
 Scala V 1/200.00

986.00

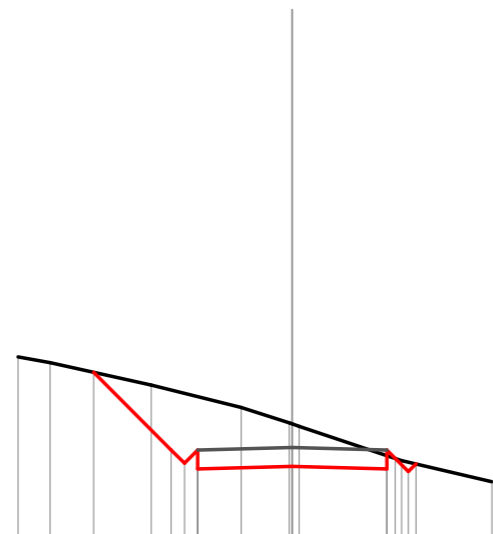


Quote		989.65	989.04	988.54	988.60	988.54	987.88	987.76
Parziali		0.61	0.35	2.50	2.50	1.15	0.35	0.30
Sviluppata Par.		0.87	0.49	2.50	2.50	1.63	0.49	0.30
Sviluppata		0.00	0.87	1.86	4.36	6.86	8.49	9.30
Progressiva		-3.81	-3.20	-2.50	0.00	2.50	3.65	4.23
Dislivelli		0.00	-0.46	-0.29	-0.14	0.39	-0.00	-0.00

Sezione: 10050
 Progressiva: 400.000
 Q. Progetto: 989.343

Scala H 1/200.00
 Scala V 1/200.00

987.00
 ▽

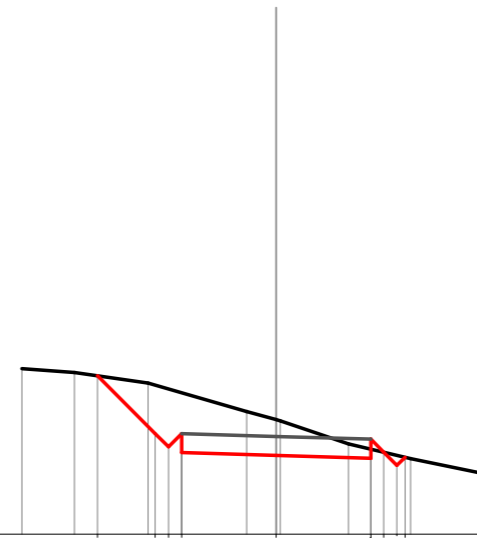


Quote		981.33	989.28 989.28 988.78	988.84	988.78 989.06 988.91
Parziali		2.05	0.35 0.35	2.50	2.50
Sviluppata Par.		2.90	0.49 0.49	2.50	2.50
Sviluppata		0.00	2.90 3.80	6.39	8.90 9.21 8.99
Progressiva		-5.25	-3.20 -2.50	0.00	2.50 2.72 3.28
Dislivelli		0.00	-1.59 -1.41	-1.13	-0.35 0.00 0.00

Sezione: 10051
 Progressiva: 410.000
 Q. Progetto: 989.586

Scala H 1/200.00
 Scala V 1/200.00

987.00
 ▽

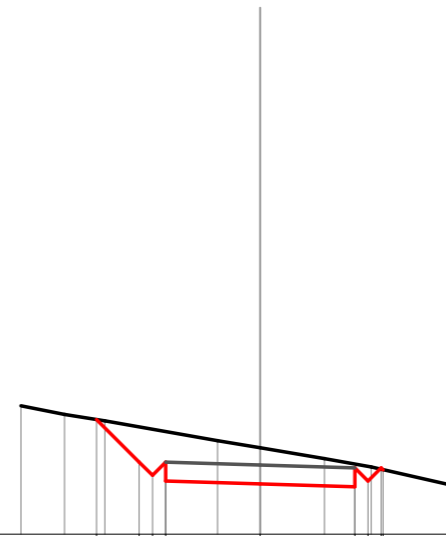


Quote		981.19	989.65	989.16	989.09	989.01	989.17	989.03
Parziali		1.53	0.35	2.50	2.50	0.34	0.35	
Sviluppata Par.		2.16	0.49	2.50	2.50	0.49	0.49	
Sviluppata		0.00	2.16	3.16	5.65	8.15	8.64	8.13
Progressiva		-4.73	-3.20	-2.50	0.00	2.50	2.84	3.41
Dislivelli		-0.00	-1.28	-1.08	-0.94	-0.24	0.00	0.00

Sezione: 10052
 Progressiva: 420.000
 Q. Progetto: 989.829

Scala H 1/200.00
 Scala V 1/200.00

988.00
 ▽

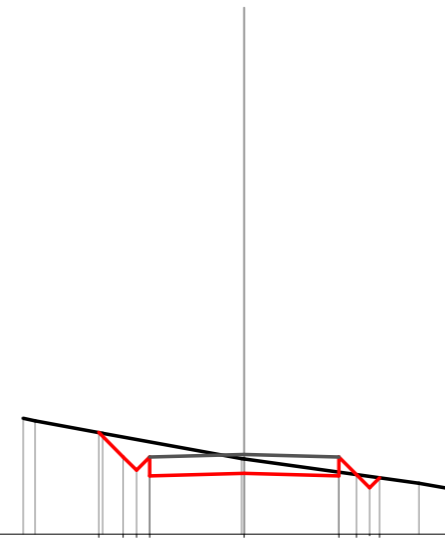


Quote		989.04	989.91 989.97 989.40		989.33		989.25 989.40 989.71
Parziali		1.13	0.35 0.49 0.35	2.50	2.50		0.35 0.49 0.35
Sviluppata Par.		1.60	0.49 0.49	2.50	2.50		0.49 0.49
Sviluppata		0.00	1.60 1.60 2.50	5.09	7.59 8.09 8.65		8.65
Progressiva		-4.33	-3.20 -2.80 -2.80	0.00	2.50 2.85 3.25		3.25
Dislivelli		0.00	-0.93 -0.84 -0.84	-0.95	-0.60 -0.39 0.00		0.00

Sezione: 10053
 Progressiva: 430.000
 Q. Progetto: 990.107

Scala H 1/200.00
 Scala V 1/200.00

988.00

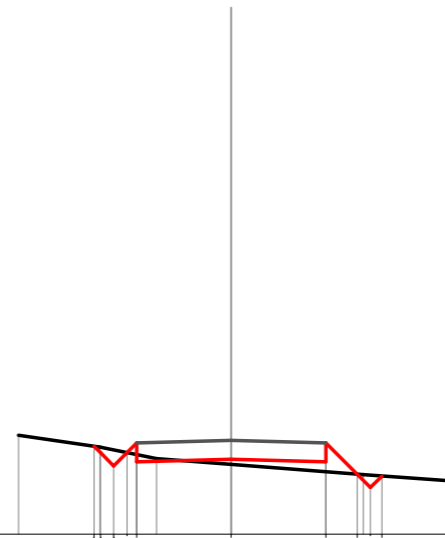



Quote	990.69	990.04	989.54	989.61	989.54	989.49
Parziali	0.64	0.35	2.50	2.50	0.47	0.35
Sviluppata Par.	0.91	0.49	2.50	2.50	0.66	0.35
Sviluppata	0.00	0.91	4.40	4.40	6.90	8.43
Progressiva	-3.84	-3.20	0.00	0.00	2.50	3.58
Dislivelli	-0.00	-0.53	-0.38	-0.38	-0.10	0.00

Sezione: 10054
 Progressiva: 440.000
 Q. Progetto: 990.478

Scala H 1/200.00
 Scala V 1/200.00

988.00

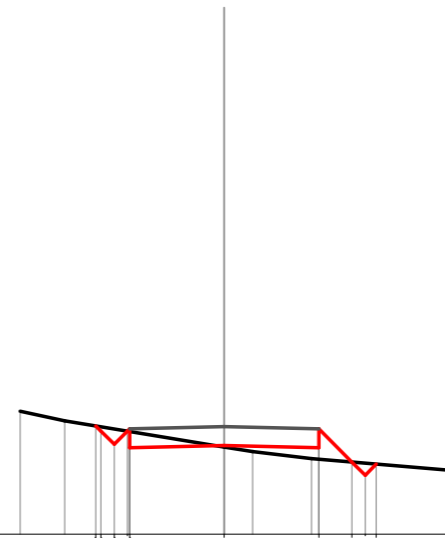


Quote	980.32	980.16	989.92	989.98	989.92	989.58	989.54		
Parziali	0.35	0.35	2.50	2.50	0.83	0.35	0.35		
Sviluppata Par.	0.70	0.70	2.50	2.50	1.18	0.70	0.70		
Sviluppata	0.00	0.23	0.73	1.56	4.09	6.59	7.77	8.26	8.69
Progressiva	-3.62	-3.48	-2.50	0.00	2.50	3.33	3.98		
Dislivelli	-0.00	-0.14	0.31	0.13	0.27	0.00	-0.00		

Sezione: 10055
 Progressiva: 450.000
 Q. Progetto: 990.849

Scala H 1/200.00
 Scala V 1/200.00

988.00

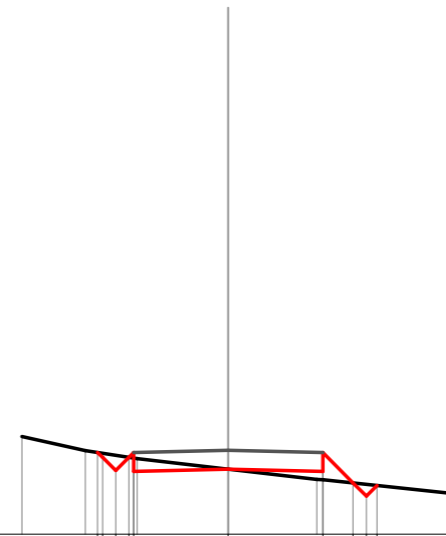


Quote	990.86	990.73	990.29	990.35	990.29	989.91	989.85
Parziali	0.35	0.35	2.50	2.50	0.88	0.35	
Sviluppata Par.	0.49	0.49	2.50	2.50	1.24	0.49	
Sviluppata	0.00	0.20	1.29	3.77	6.27	7.51	8.42
Progressiva	-3.40	-3.28	-2.50	0.00	2.50	3.38	4.02
Dislivelli	0.00	-0.12	0.07	0.04	0.30	0.00	0.00

Sezione: 10056
 Progressiva: 460.000
 Q. Progetto: 991.220

Scala H 1/200.00
 Scala V 1/200.00

989.00

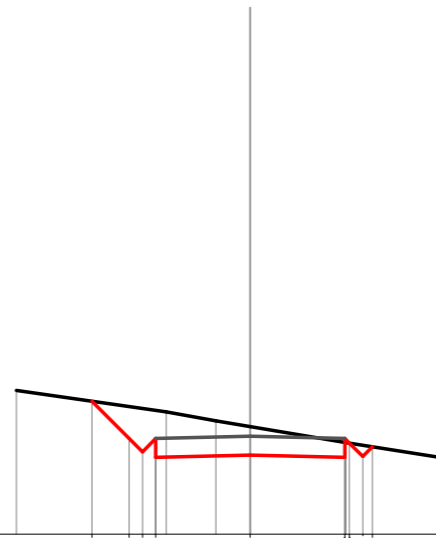



Quote	991.16	991.03	990.66	990.72	990.66	990.35	990.29	
Parziali	0.35	0.35	2.50	2.50	0.80	0.35	0.35	
Sviluppata Par.	0.70	0.70	2.50	2.50	1.14	0.70	0.70	
Sviluppata	0.00	0.18	0.68	1.37	3.85	6.35	7.48	8.38
Progressiva	-3.45	-3.32	-2.50	0.00	2.50	3.30	3.94	
Dislivelli	-0.00	-0.11	-0.60	0.14	-0.00	0.22	0.00	0.00

Sezione: 10057
 Progressiva: 470.000
 Q. Progetto: 991.593

Scala H 1/200.00
 Scala V 1/200.00

989.00

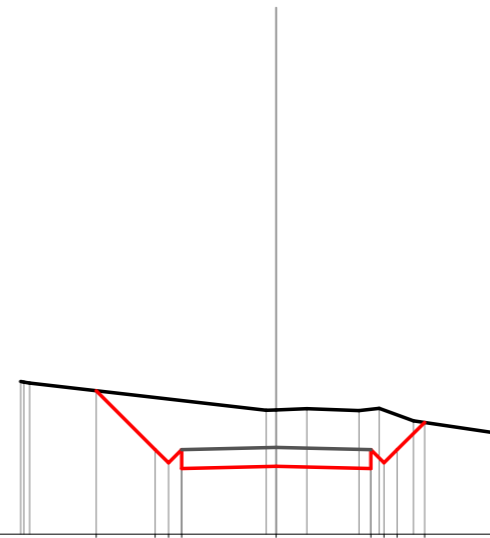


Quote		992.52	991.53	991.103	991.09	991.03	991.41	991.31
Parziali		0.99	0.35	2.50	2.50	0.35	0.28	
Sviluppata Par.		1.39	0.49	2.50	2.50	0.49	0.38	
Sviluppata		0.00	1.39	2.38	4.89	7.39	7.96	8.34
Progressiva		-4.19	-3.20	-2.50	0.00	2.50	2.80	3.23
Dislivelli		0.00	-0.85	-0.75	-0.75	-0.39	-0.00	-0.00

Sezione: 10058
 Progressiva: 480.000
 Q. Progetto: 992.297

Scala H 1/200.00
 Scala V 1/200.00

990.00

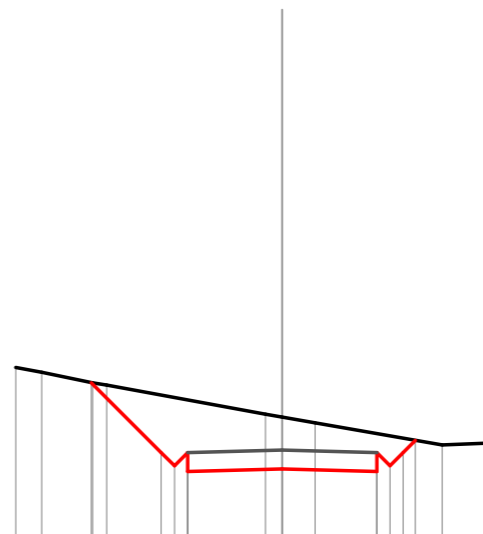



Quote		993.80		992.23		991.73		991.80		991.73		991.88		992.23		992.96
Parziali			1.56		0.35		2.50		2.50		0.35		0.72			
Sviluppata Par.			2.21		0.49		2.50		2.50		0.49		1.02			
Sviluppata		0.00		2.21		3.20		5.70		8.20		9.19		10.21		
Progressiva		-4.76		-3.20		-2.50		0.00		2.50		3.20		3.92		
Dislivelli		0.00		-1.38		-1.30		-1.49		-1.57		-0.92		-0.00		

Sezione: 10059
 Progressiva: 490.000
 Q. Progetto: 993.276

Scala H 1/200.00
 Scala V 1/200.00

991.00

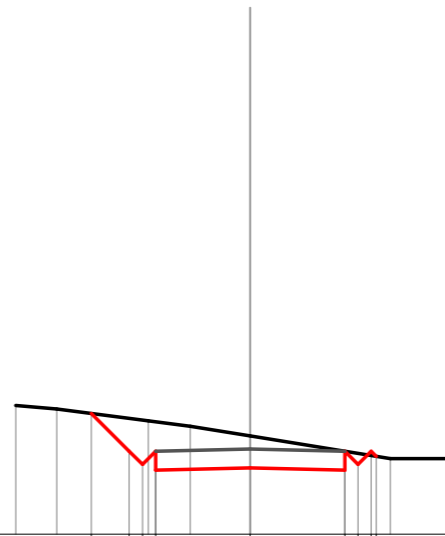


Quote		995.06	993.24 993.21 992.71	992.79	992.71 992.68 993.53
Parziali		1.85	0.35 0.49	2.50	2.50 0.35 0.33
Sviluppata Par.		2.61	0.49 3.60	2.50	2.50 0.49 0.33
Sviluppata		0.00	2.61 3.60	6.10	8.60 9.10 9.59 10.05
Progressiva		-5.05	-3.20 -2.80	0.00	2.50 2.85 3.52
Dislivelli		-0.00	-1.52 -1.39	-1.38	-1.00 -0.79 0.00

Sezione: 10060
 Progressiva: 500.000
 Q. Progetto: 994.255

Scala H 1/200.00
 Scala V 1/200.00

992.00

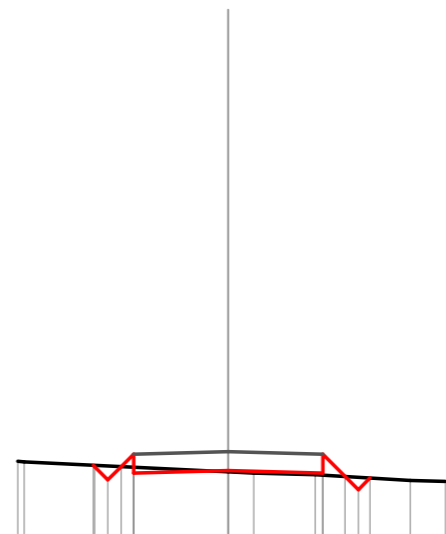


Quote	995.19	994.19	993.68	993.76	993.84	994.06
Parziali	1.00	0.35	2.50	2.50	0.35	0.35
Sviluppata Par.	1.42	0.49	2.50	2.50	0.49	0.49
Sviluppata	0.00	1.42	2.41	4.91	7.41	8.59
Progressiva	4.20	3.20	2.50	0.00	2.50	3.33
Dislivelli	-0.00	-0.87	-0.78	-0.84	-0.50	0.00

Sezione: 10061
 Progressiva: 510.000
 Q. Progetto: 995.235

Scala H 1/200.00
 Scala V 1/200.00

993.00

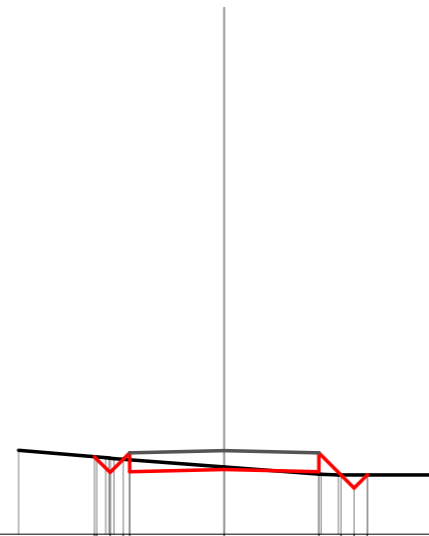


Quote	994.87 0.04	994.67 0.35	994.73	994.67 0.59	994.54 0.31
Parziali	0.35 0.49 0.35	2.50	2.50	0.59 0.49 0.31	
Sviluppata Par.	0.49 0.49 0.49	2.50	2.50	0.83 0.49 0.44	
Sviluppata	0.00 0.05 0.54 1.51		4.01	6.51 7.35 7.84	8.28
Progressiva	-3.57 -3.53 -2.50		0.00	2.50 3.09 3.75	
Dislivelli	0.00 -0.03 0.35		0.03	0.05 0.00 0.00	

Sezione: 10062
 Progressiva: 520.000
 Q. Progetto: 996.214

Scala H 1/200.00
 Scala V 1/200.00

994.00
 ▽

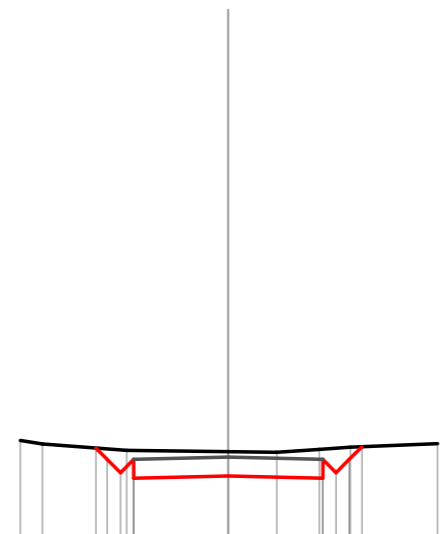


Quote	996.05 996.06 996.03 995.65	995.71	995.65 995.57 995.57
Parziali	0.35 0.35	2.50	2.50 0.59 0.35 0.35
Sviluppata Par.	0.49 0.49	2.50	2.50 0.83 0.49 0.49
Sviluppata	0.00 0.09 0.59 1.09	3.82	6.33 7.16 8.14
Progressiva	-3.44 -3.37 -2.50	0.00	2.50 3.09 3.79
Dislivelli	0.00 -0.06 -0.38 0.18	-0.06	0.06 0.00 -0.00

Sezione: 10063
 Progressiva: 530.000
 Q. Progetto: 997.092

Scala H 1/200.00
 Scala V 1/200.00

995.00
 ▽

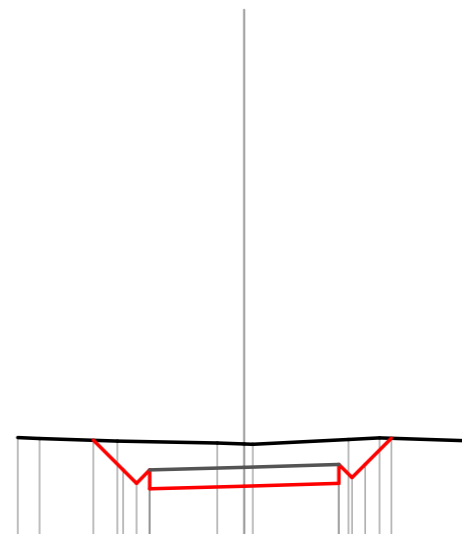


Quote	997.33	997.03	996.59	996.53	997.36
Parziali	0.35	2.50	2.50	0.35	
Sviluppata Par.	0.49	2.50	2.50	0.49	
Sviluppata	0.00	3.92	6.42	7.88	
Progressiva	-3.50	0.00	2.50	3.53	
Dislivelli	-0.00	-0.64	-0.77	0.00	

Sezione: 10064
 Progressiva: 540.000
 Q. Progetto: 997.825

Scala H 1/200.00
 Scala V 1/200.00

996.00

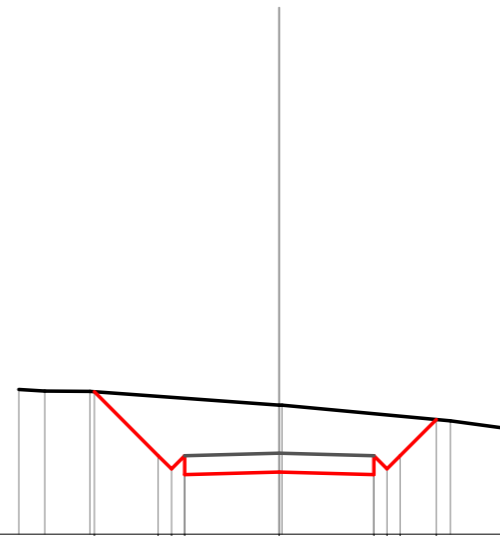


Quote		998.54	997.75	997.25	997.32	997.40	997.55	997.90	998.59
Parziali		0.79	0.35	2.50	2.50	0.35	0.35	0.69	
Sviluppata Par.		1.11	0.49	2.50	2.50	0.49	0.49	0.97	
Sviluppata		0.00	1.11	2.10	4.61	7.11	7.60	8.10	9.07
Progressiva		-3.99	-3.20	-2.50	0.00	2.50	2.85	3.20	3.89
Dislivelli		0.00	-0.77	-0.75	-1.11	-1.14	-1.01	-0.68	-0.00

Sezione: 10065
 Progressiva: 550.000
 Q. Progetto: 998.141

Scala H 1/200.00
 Scala V 1/200.00

996.00
 ▽

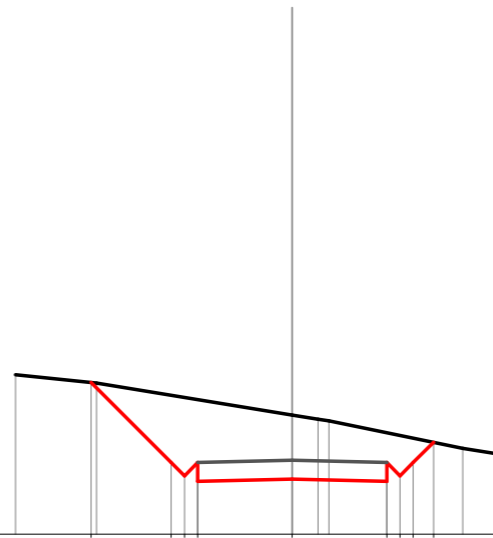


Quote	999.77	999.09	997.68	997.64	997.58	997.73	998.08	999.03
Parziali	1.69	0.35	2.50	2.50	0.35	0.35	0.96	
Sviluppata Par.	2.39	0.49	2.50	2.50	0.49	0.49	1.35	
Sviluppata	0.00	2.39	3.38	5.88	8.38	8.86	9.37	10.72
Progressiva	-4.89	-3.20	-2.50	0.00	2.50	2.85	3.20	4.16
Dislivelli	0.00	-1.57	-1.52	-1.78	-1.61	-1.43	-1.04	0.00

Sezione: 10066
 Progressiva: 560.000
 Q. Progetto: 997.957

Scala H 1/200.00
 Scala V 1/200.00

996.00
 ▽

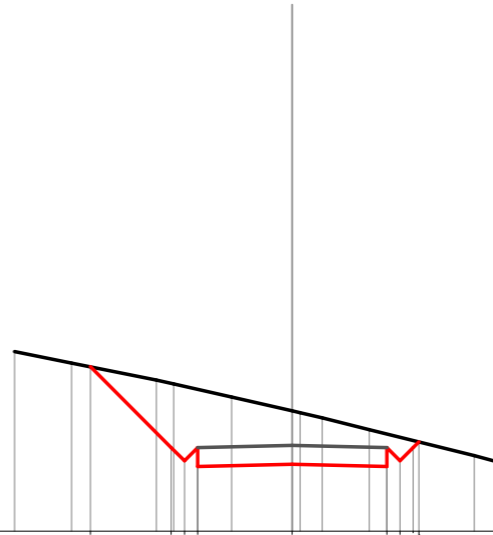


Quote	1000.01	997.89 997.84 997.39	997.46	997.39 997.54 997.89	998.43
Parziali	2.12	0.35 0.35	2.50	2.50	0.35 0.35 0.54
Sviluppata Par.	3.00	0.49 0.49	2.50	2.50	0.49 0.49 0.76
Sviluppata	0.00	3.00 3.98	6.49	8.98 9.48 9.98	10.74
Progressiva	-5.32	-3.20 -2.80	0.00	2.50 2.85 3.20	3.74
Dislivelli	0.00	-1.79 -1.67	-1.69	-1.29 -1.07 -0.65	-0.00

Sezione: 10067
 Progressiva: 570.000
 Q. Progetto: 997.272

Scala H 1/200.00
 Scala V 1/200.00

995.00

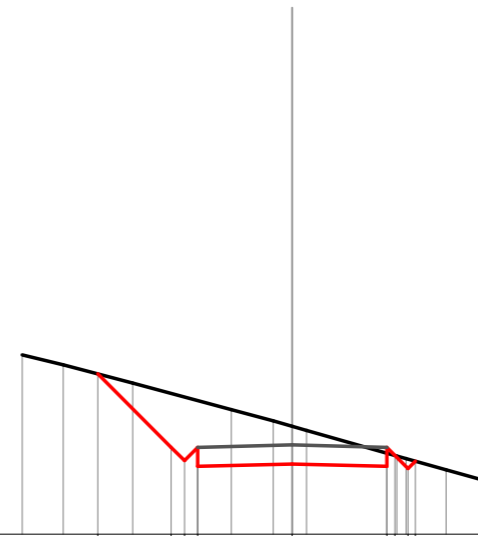



Quote		999.35	997.24 996.91	996.77	996.71 996.68	997.36
Parziali		2.14	0.35 0.35	2.50	2.50 0.35 0.35	
Sviluppata Par.		3.03	0.49 0.49	2.50	2.50 0.49 0.49	
Sviluppata		0.00	3.03 4.02	6.52	9.02 9.51 10.01 10.22	
Progressiva		-5.34	-3.20 -2.50	0.00	2.50 2.85 3.35	
Dislivelli		0.00	-1.70 -1.54	-1.41	-0.86 -0.62 0.00	

Sezione: 10068
 Progressiva: 580.000
 Q. Progetto: 996.359

Scala H 1/200.00
 Scala V 1/200.00

994.00

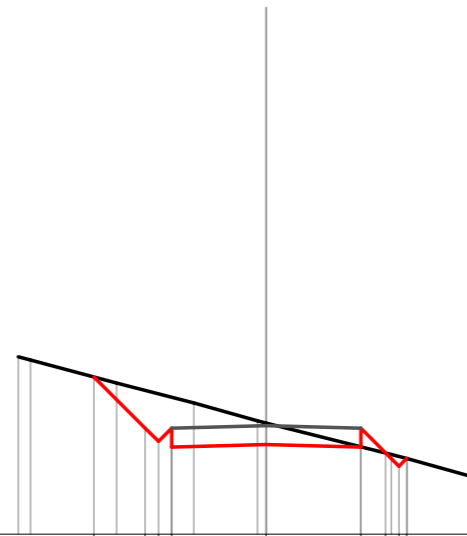


Quote	998.24	996.90 996.35 995.80	995.86	995.80 996.08 995.83
Parziali		1.94 0.35 0.35	2.50	2.50 0.35 0.35
Sviluppata Par.		2.75 0.49 0.49	2.50	2.50 0.49 0.35
Sviluppata	0.00	2.75 3.74	6.24	8.74 9.04 8.81
Progressiva	-5.14	-3.20 -2.50	0.00	2.50 2.71 3.26
Dislivelli	0.00	-1.43 -1.24	-1.00	-0.35 -0.00 0.00

Sezione: 10069
 Progressiva: 590.000
 Q. Progetto: 995.868

Scala H 1/200.00
 Scala V 1/200.00

993.00

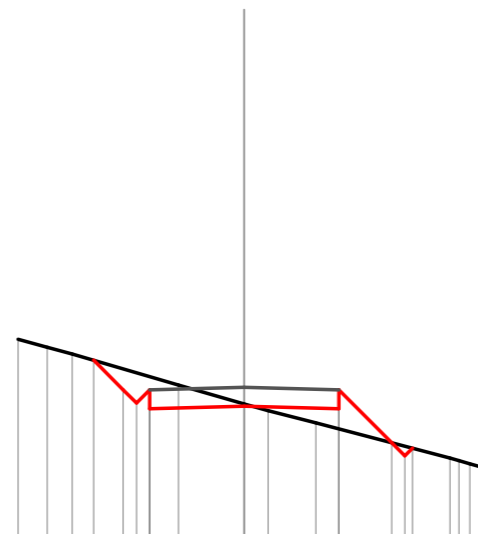


Quote		997.16	995.81	995.31	995.37	995.31	995.15	995.00
Parziali		1.35	0.35	2.50	2.50	0.66	0.35	0.91
Sviluppata Par.		1.92	0.49	2.50	2.50	0.93	0.49	0.91
Sviluppata		0.00	1.92	5.41	7.91	8.84	9.33	9.62
Progressiva		-4.55	-3.20	0.00	2.50	3.16	3.71	
Dislivelli		-0.00	-1.00	-0.57	-0.01	0.00	0.00	

Sezione: 10070
 Progressiva: 600.000
 Q. Progetto: 995.934

Scala H 1/200.00
 Scala V 1/200.00

992.00

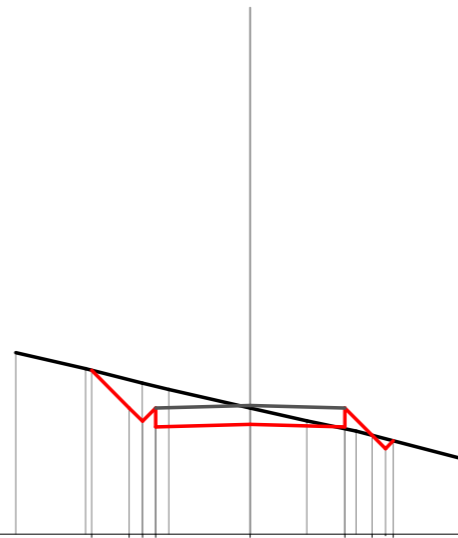


Quote		996.65	995.37	995.43	995.37	994.47	994.33
Parziali		0.78	2.50	2.50	1.40		
Sviluppata Par.		1.11	2.50	2.50	1.98		
Sviluppata		0.00	4.60	7.10	9.08	9.57	9.86
Progressiva		-3.98	0.00	2.50	3.90	4.45	
Dislivelli		0.00	-0.07	0.53	0.00	0.00	

Sezione: 10071
 Progressiva: 610.000
 Q. Progetto: 996.402

Scala H 1/200.00
 Scala V 1/200.00

993.00



Quote	997.34	996.34	995.84	995.90	995.84	995.61	995.47
Parziali	1.00	0.35	2.50	2.50	0.73	0.35	
Sviluppata Par.	1.41	0.49	2.50	2.50	1.03	0.49	
Sviluppata	0.00	1.41	4.90	4.90	7.40	8.43	9.21
Progressiva	-4.20	-3.20	-2.50	0.00	2.50	3.23	3.78
Dislivelli	0.00	-0.75	-0.57	-0.44	0.05	-0.00	-0.00

Sezione: 10072
 Progressiva: 620.000
 Q. Progetto: 996.738

Scala H 1/200.00
 Scala V 1/200.00

995.00
 ▽

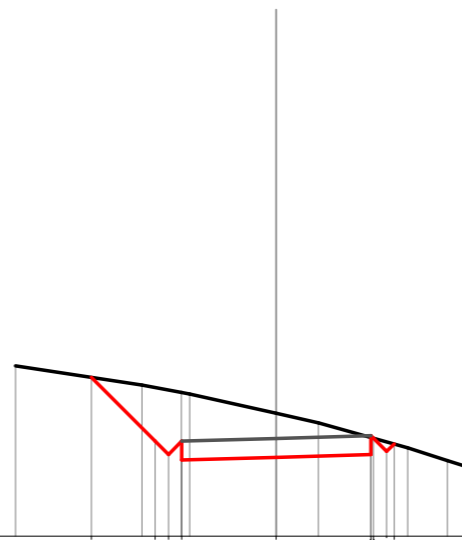


Quote		998.31	996.68	996.18	996.24	996.18	996.33	996.61
Parziali		1.63	0.35	2.50	2.50	0.35	0.35	
Sviluppata Par.		2.31	0.49	2.50	2.50	0.49	0.49	
Sviluppata		0.00	2.31	3.30	5.80	8.30	9.29	9.39
Progressiva		-4.83	-3.20	-2.50	0.00	2.50	2.85	3.27
Dislivelli		0.00	-1.34	-1.19	-1.10	-0.62	-0.36	0.00

Sezione: 10073
 Progressiva: 630.000
 Q. Progetto: 996.587

Scala H 1/200.00
 Scala V 1/200.00

994.00

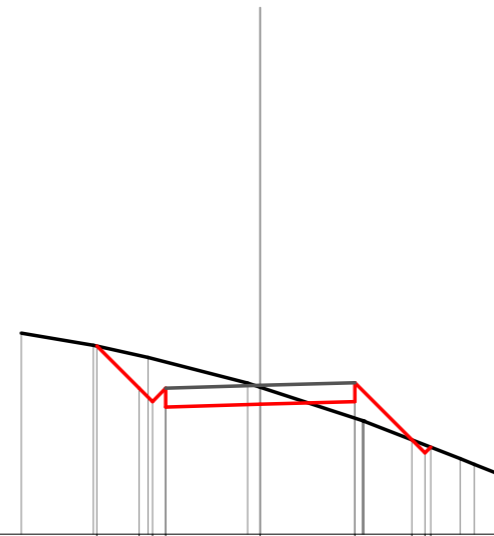


Quote		998.20	996.51 996.01	996.09	996.16 996.44
Parziali		1.69	0.35 0.35	2.50	2.50 0.35 0.30
Sviluppata Par.		2.39	0.49 0.49	2.50	2.50 0.49 0.01
Sviluppata		0.00	2.39 2.39	5.88	8.38 8.49 8.28
Progressiva		-4.89	-3.20 -2.50	0.00	2.50 2.57 3.12
Dislivelli		-0.00	-1.42 -1.29	-1.16	-0.45 0.00 0.00

Sezione: 10074
 Progressiva: 640.000
 Q. Progetto: 995.934

Scala H 1/200.00
 Scala V 1/200.00

992.00
 ▽

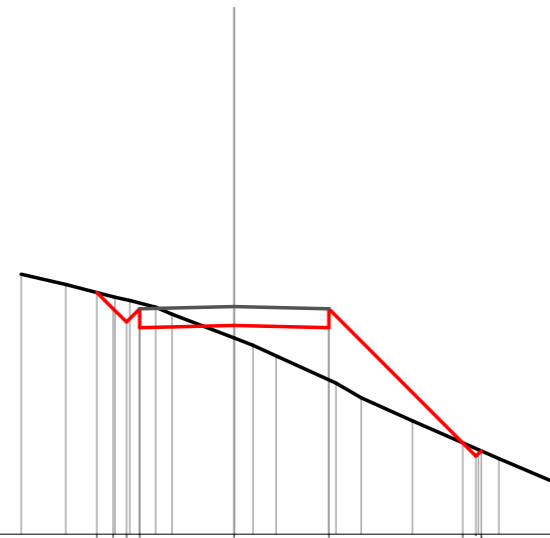


Quote		996.98	995.96	995.93	995.43	995.51	994.50	994.30
Parziali		1.12	0.35	2.50	2.50	1.51	0.35	
Sviluppata Par.		1.58	0.49	2.50	2.50	2.14	0.49	
Sviluppata		0.00	1.58	2.57	5.07	7.58	9.71	10.42
Progressiva		-4.32	-3.20	-2.50	0.00	2.50	4.01	4.51
Dislivelli		-0.00	-0.87	-0.69	-0.46	0.44	0.00	0.00

Sezione: 10075
 Progressiva: 650.000
 Q. Progetto: 995.022

Scala H 1/200.00
 Scala V 1/200.00

989.00

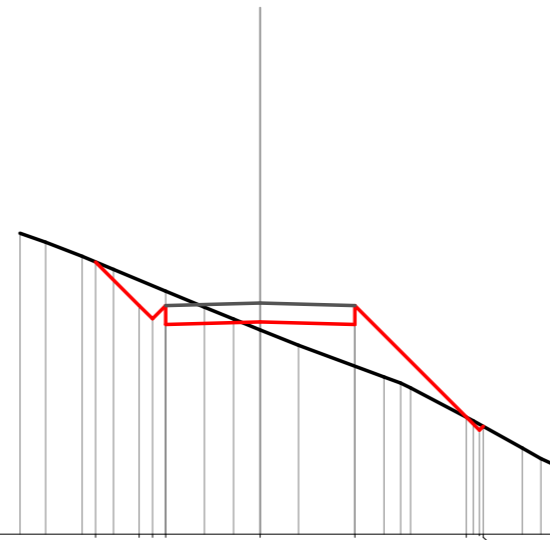


Quote		995.39		994.52		994.46		991.42	991.20
Parziali		0.43		2.50		2.50		3.54	0.35
Sviluppata Par.		0.61		2.50		2.50		5.01	0.49
Sviluppata		0.00		4.10		6.60		11.61	12.30
Progressiva		-3.63		0.00		2.50		6.04	6.53
Dislivelli		-0.00		0.33		1.38		0.00	0.00

Sezione: 10076
 Progressiva: 660.000
 Q. Progetto: 994.111

Scala H 1/200.00
 Scala V 1/200.00

988.00
 ▽

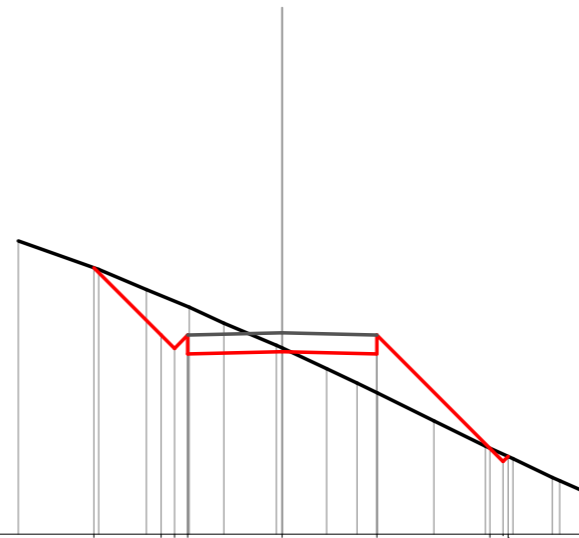


Quote		995.20	994.05	993.55	993.61	993.55	991.10	990.85
Parziali		1.15	0.35	2.50	2.50	2.95	0.35	
Sviluppata Par.		1.63	0.49	2.50	2.50	4.17	0.49	
Sviluppata		0.00	1.63	2.62	5.12	7.62	11.79	12.43
Progressiva		-4.35	-3.20	-2.50	0.00	2.50	5.45	5.90
Dislivelli		0.00	-0.67	-0.38	0.20	1.10	0.00	-0.00

Sezione: 10077
 Progressiva: 670.000
 Q. Progetto: 993.327

Scala H 1/200.00
 Scala V 1/200.00

988.00

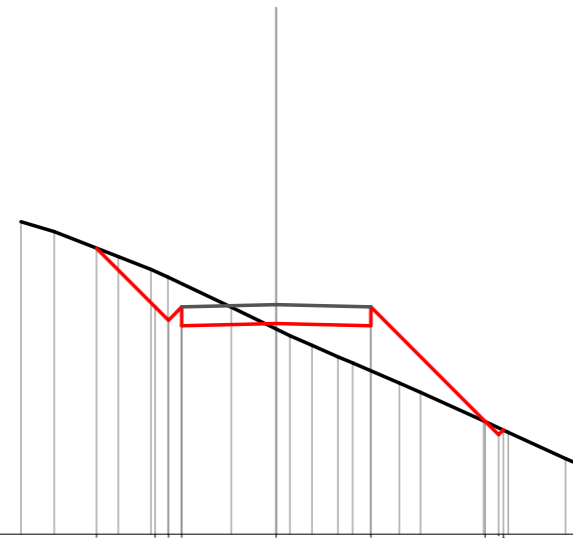


Quote	995.05	993.26	992.76	992.83	992.76	990.27	990.06
Parziali	1.78	0.35	2.50	2.50	2.99	0.35	
Sviluppata Par.	2.52	0.49	2.50	2.50	4.23	0.49	
Sviluppata	0.00	2.52	3.51	6.01	8.51	12.74	13.43
Progressiva	-4.98	-3.20	-2.50	0.00	2.50	5.49	5.97
Dislivelli	-0.00	-1.04	-0.75	-0.10	1.02	0.00	0.00

Sezione: 10078
 Progressiva: 680.000
 Q. Progetto: 993.071

Scala H 1/200.00
 Scala V 1/200.00

987.00

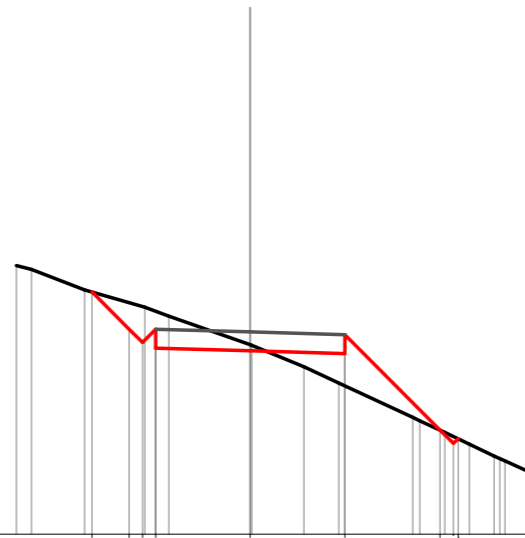


Quote		994.56	993.01	992.51	992.57	992.51	989.88	989.76
Parziali		1.55	0.35	2.50	2.50	3.03	0.35	
Sviluppata Par.		2.20	0.49	2.50	2.50	4.28	0.49	
Sviluppata		0.00	2.20	3.19	5.69	8.19	12.47	13.15
Progressiva		-4.75	-3.20	-2.50	0.00	2.50	5.53	6.01
Dislivelli		0.00	-0.94	-0.61	0.15	1.19	-0.00	0.00

Sezione: 10079
 Progressiva: 690.000
 Q. Progetto: 993.348

Scala H 1/200.00
 Scala V 1/200.00

988.00

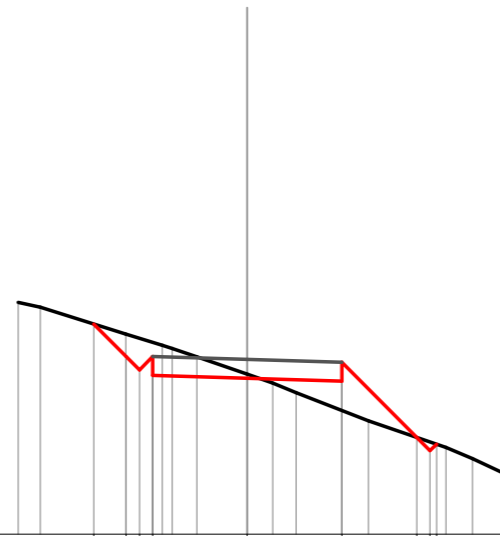


Quote		994.41	993.42	992.92	992.85	992.77	990.75	990.53
Parziali		0.98	0.35	2.50	2.50	2.52	0.35	
Sviluppata Par.		1.39	0.49	2.50	2.50	3.57	0.49	
Sviluppata		0.00	1.39	2.38	4.88	7.38	10.95	11.62
Progressiva		-4.18	-3.20	-2.50	0.00	2.50	5.02	5.50
Dislivelli		-0.00	-0.70	-0.47	-0.17	0.85	0.00	-0.00

Sezione: 10080
 Progressiva: 700.000
 Q. Progetto: 993.622

Scala H 1/200.00
 Scala V 1/200.00

989.00

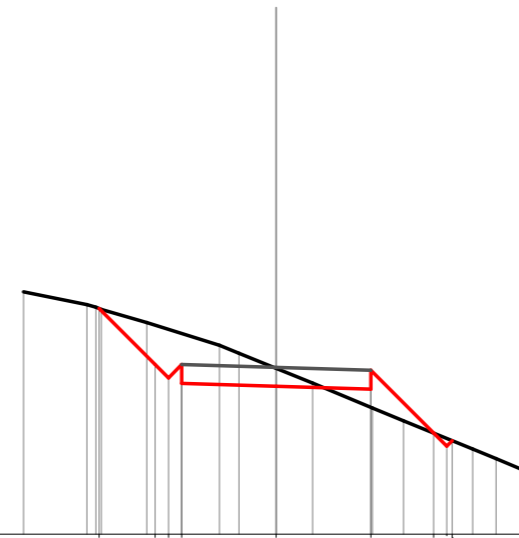


Quote		994.56	993.70	993.20	993.12	993.05	991.56	991.38
Parziali		0.86	0.35	2.50	2.50	1.99	0.35	
Sviluppata Par.		1.22	0.49	2.50	2.50	2.81	0.49	
Sviluppata		0.00	1.22	2.21	4.71	7.21	10.02	10.75
Progressiva		-4.06	-3.20	-2.50	0.00	2.50	4.49	5.01
Dislivelli		0.00	-0.59	-0.38	-0.11	0.77	-0.00	0.00

Sezione: 10081
 Progressiva: 710.000
 Q. Progetto: 993.411

Scala H 1/200.00
 Scala V 1/200.00

989.00

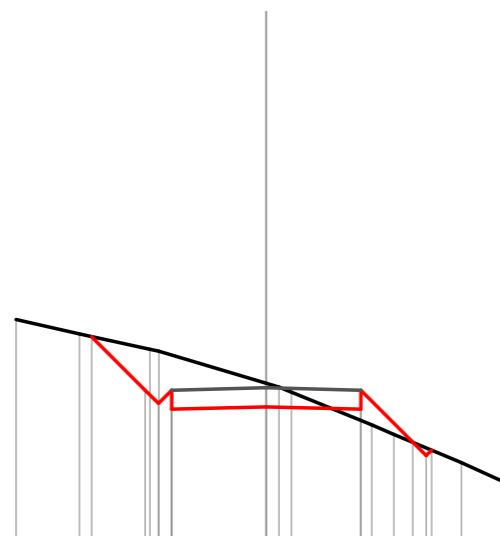


Quote		994.97	993.49	992.91	992.84	991.67	991.47
Parziali		1.48	0.35	2.50	2.50	1.66	0.35
Sviluppata Par.		2.10	0.49	2.50	2.50	2.35	0.49
Sviluppata		0.00	2.10	5.59	8.09	10.44	11.14
Progressiva		-4.68	-3.20	0.00	2.50	4.16	4.66
Dislivelli		-0.00	-1.04	-0.48	0.48	0.00	0.00

Sezione: 10082
 Progressiva: 720.000
 Q. Progetto: 992.976

Scala H 1/200.00
 Scala V 1/200.00

989.00

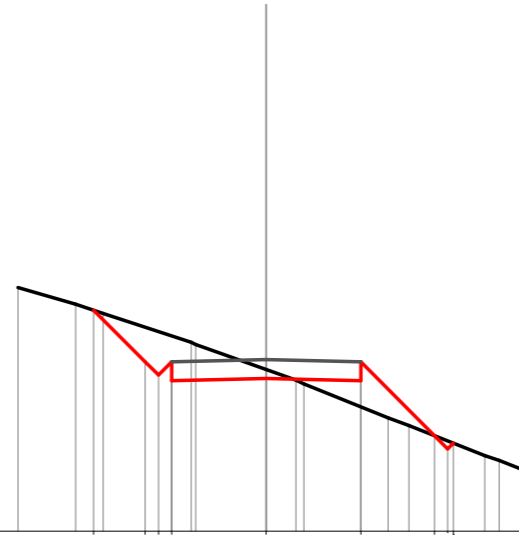


Quote	994.33	992.91	992.41	992.48	992.41	991.54	991.33
Parziali	1.42	0.35	2.50	2.50	1.38	0.35	
Sviluppata Par.	2.00	0.49	2.50	2.50	1.95	0.49	
Sviluppata	0.00	2.00	2.99	5.49	7.99	9.94	10.64
Progressiva	-4.62	-3.20	-2.50	0.00	2.50	3.88	4.37
Dislivelli	-0.00	-1.11	-0.93	-0.62	0.30	0.00	0.00

Sezione: 10083
 Progressiva: 730.000
 Q. Progetto: 992.541

Scala H 1/200.00
 Scala V 1/200.00

988.00

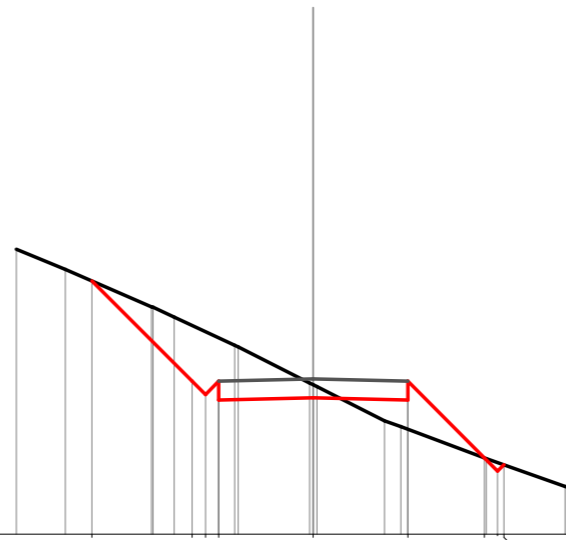



Quote	983.84	982.48	981.08	992.04	991.98	990.53	990.33
Parziali	1.36	0.35	2.50	2.50	1.95	0.35	
Sviluppata Par.	1.93	0.49	2.50	2.50	2.76	0.49	
Sviluppata	0.00	1.93	2.92	5.42	7.92	10.68	11.39
Progressiva	-4.56	-3.20	-2.50	0.00	2.50	4.45	4.95
Dislivelli	0.00	-0.92	-0.69	-0.24	0.69	0.00	0.00

Sezione: 10084
 Progressiva: 740.000
 Q. Progetto: 992.106

Scala H 1/200.00
 Scala V 1/200.00

988.00

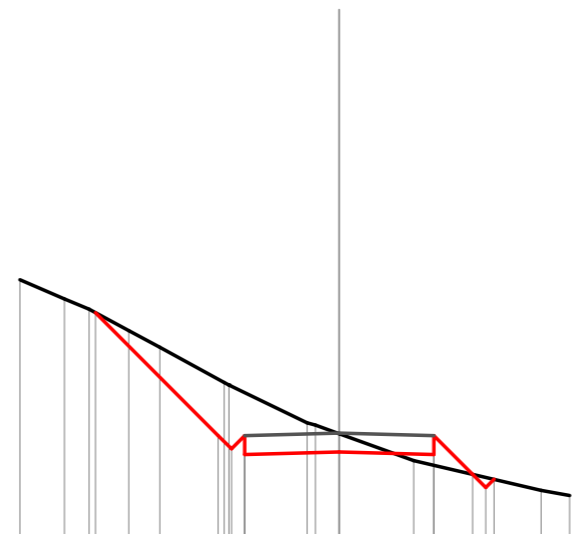



Quote	994.70	992.04 991.54	991.61	991.54	990.02 989.83
Parziali		2.65	2.50	2.50	2.03
Sviluppata Par.		3.75	2.50	2.50	2.86
Sviluppata	0.00	3.75 4.73	7.24	9.74	12.61 13.34
Progressiva	-5.85	-3.20 -2.50	0.00	2.50	4.53 5.04
Dislivelli	0.00	-1.49 -1.15	-0.35	0.76	0.00 -0.00

Sezione: 10085
 Progressiva: 750.000
 Q. Progetto: 991.723

Scala H 1/200.00
 Scala V 1/200.00

989.00

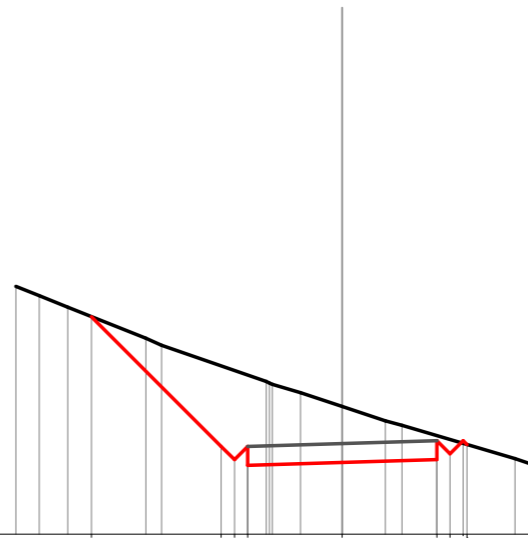


Quote	994.91	991.65 991.16	991.22	991.16	990.64 990.50
Parziali		3.25 0.35 0.35	2.50	2.50	1.02 0.35 0.35
Sviluppata Par.		4.59 0.49 0.49	2.50	2.50	1.45 0.49 0.35
Sviluppata	0.00	4.59 5.58	8.08	10.58	12.03 12.53 12.84
Progressiva	-6.45	-3.20 -2.50	0.00	2.50	3.52 4.09
Dislivelli	-0.00	-1.49 -1.14	-0.49	0.28	-0.00 0.00

Sezione: 10086
 Progressiva: 760.000
 Q. Progetto: 991.397

Scala H 1/200.00
 Scala V 1/200.00

989.00
 ▽

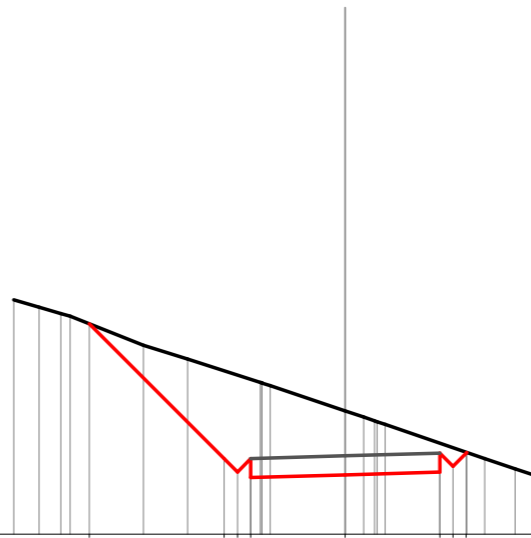


Quote	994.75	991.32 991.32 990.82	990.90	990.97 991.12 991.37
Parziali	3.43	0.35 0.35	2.50	2.50 0.35 0.35
Sviluppata Par.	4.85	0.49 0.49	2.50	2.50 0.49 0.49
Sviluppata	0.00	4.85 5.84	8.34	10.84 11.34 11.83 11.97
Progressiva	-6.63	-3.20 -2.50	0.00	2.50 2.85 3.30
Dislivelli	0.00	-2.13 -1.89	-1.48	-0.64 -0.38 0.00

Sezione: 10087
 Progressiva: 770.000
 Q. Progetto: 991.071

Scala H 1/200.00
 Scala V 1/200.00

989.00

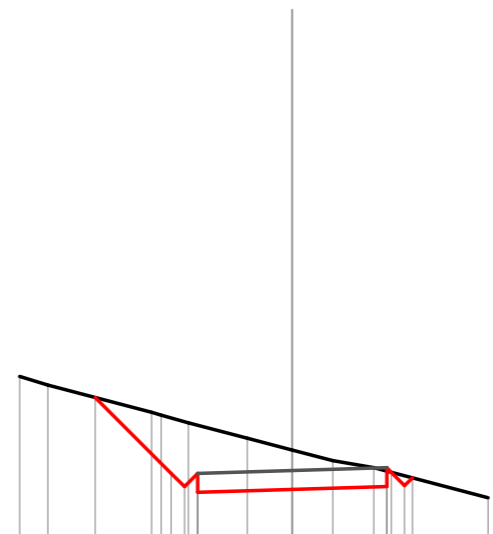



Quote	994.56	991.00 990.65	990.57	990.65 990.80 991.15
Parziali		3.57 0.35 0.35	2.50	2.50 0.35 0.35
Sviluppata Par.		5.04 0.49 0.49	2.50	2.50 0.49 0.49
Sviluppata	0.00	5.04 6.03	8.53	11.03 11.53 12.02
Progressiva	-6.77	-3.20 -2.85 -2.50	0.00	2.50 2.85 3.20
Dislivelli	0.00	-2.33 -2.10	-1.69	-0.76 -0.49 -0.02

Sezione: 10088
 Progressiva: 780.000
 Q. Progetto: 990.734

Scala H 1/200.00
 Scala V 1/200.00

989.00

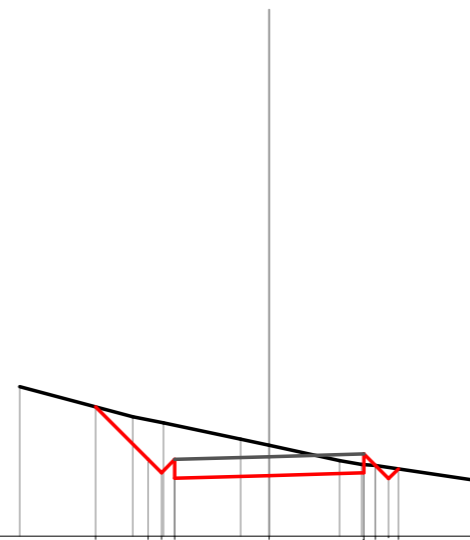


Quote		992.67	990.65 990.16	990.23	990.31 990.54
Parziali		2.01	0.35 0.35	2.50	2.50 0.35 0.35
Sviluppata Par.		2.84	0.49 0.49	2.50	2.50 0.49 0.50
Sviluppata		0.00	2.84 3.83	6.33	8.83 9.71 9.79
Progressiva		-5.21	-3.20 -2.50	0.00	2.50 2.62 3.18
Dislivelli		0.00	-1.47 -1.28	-1.05	-0.41 -0.00 0.00

Sezione: 10089
 Progressiva: 790.000
 Q. Progetto: 990.104

Scala H 1/200.00
 Scala V 1/200.00

988.00

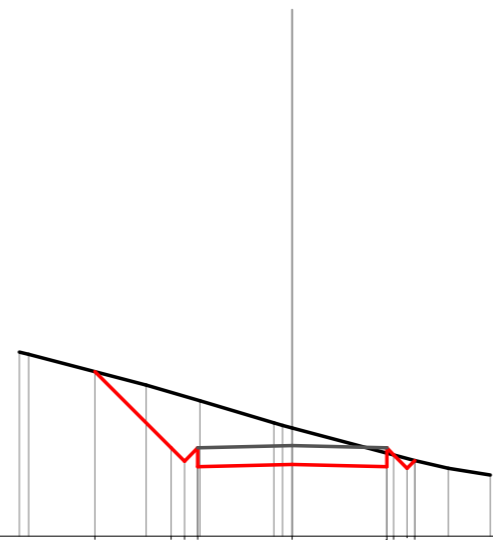


Quote		991.42	990.03	989.53	989.60	989.68	989.87	989.78
Parziali		1.40	0.35	2.50	2.50	0.35	0.28	
Sviluppata Par.		1.97	0.49	2.50	2.50	0.49	0.28	
Sviluppata		0.00	1.97	5.46	7.97	8.40	8.90	
Progressiva		-4.60	-3.20	0.00	2.50	2.81	3.42	
Dislivelli		0.00	-1.05	-0.80	-0.21	0.00	0.00	

Sezione: 10090
 Progressiva: 800.000
 Q. Progetto: 989.396

Scala H 1/200.00
 Scala V 1/200.00

987.00
 ▽

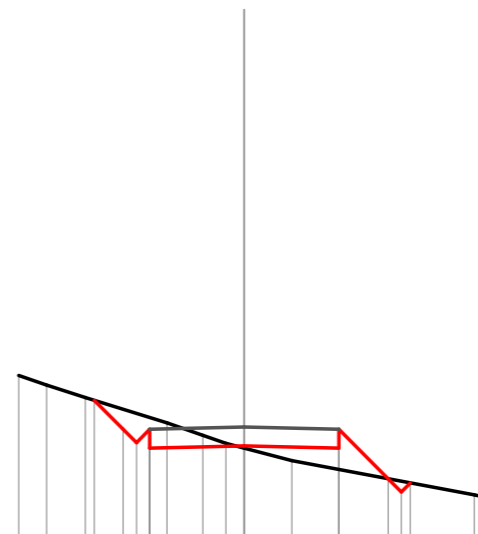


Quote	981.35	989.03 988.83	988.90	988.83 989.15 989.00
Parziali	2.02	0.35 0.35	2.50	2.50 0.35 0.35
Sviluppata Par.	2.85	0.49 0.49	2.50	2.50 0.49 0.35
Sviluppata	0.00	2.85 3.24	6.34	8.84 9.11 9.89
Progressiva	-5.22	-3.20 -2.80	0.00	2.50 2.68 3.24
Dislivelli	0.00	-1.47 -1.26	-0.97	-0.36 0.00 0.00

Sezione: 10091
 Progressiva: 810.000
 Q. Progetto: 988.888

Scala H 1/200.00
 Scala V 1/200.00

986.00
 ▽

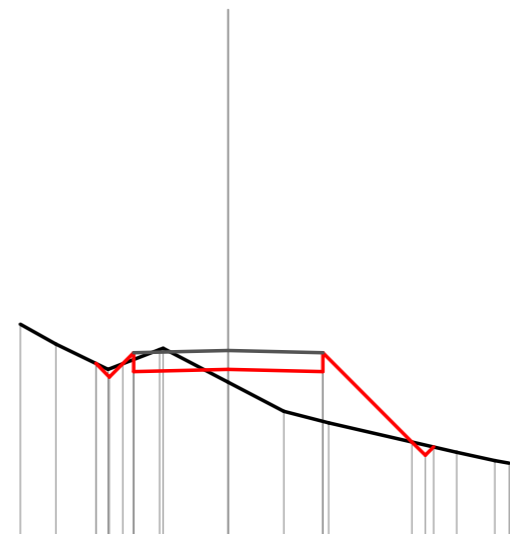


Quote		989.59	988.83	988.33	988.39	988.33	987.52	987.41
Parziali		0.76	0.35	2.50	2.50	1.31	0.35	
Sviluppata Par.		1.08	0.49	2.50	2.50	1.85	0.49	
Sviluppata		0.00	1.09	2.07	4.57	7.07	8.92	9.75
Progressiva		-3.96	-3.20	-2.50	0.00	2.50	3.81	4.39
Dislivelli		0.00	-0.53	-0.31	0.06	0.56	0.00	0.00

Sezione: 10092
 Progressiva: 820.000
 Q. Progetto: 988.914

Scala H 1/200.00
 Scala V 1/200.00

984.00
 ▽

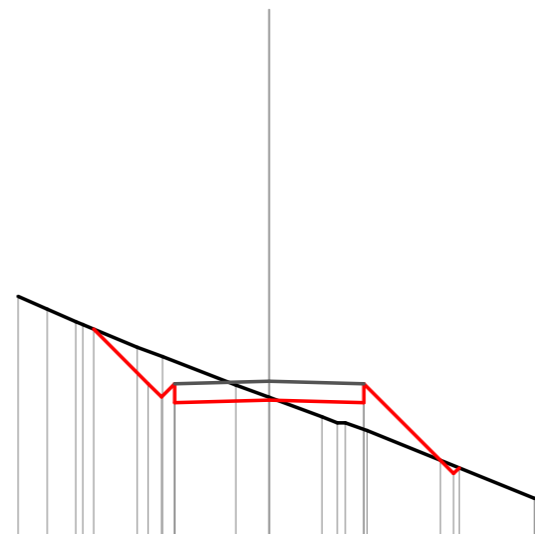


Quote		988.56	988.21	988.35	988.41	988.35	986.49	986.36
Parziali		0.38	0.35	2.50	2.50	2.36	0.35	0.32
Sviluppata Par.		0.48	0.48	2.50	2.50	3.34	0.49	0.31
Sviluppata		0.00	0.49	1.40	3.90	6.40	9.74	10.24
Progressiva		-3.50	-3.14	-2.50	0.00	2.50	4.86	5.43
Dislivelli		0.00	-0.22	0.18	0.34	1.31	0.00	-0.00

Sezione: 10093
 Progressiva: 830.000
 Q. Progetto: 989.096

Scala H 1/200.00
 Scala V 1/200.00

985.00



Quote	990.48	989.03	988.53	988.60	988.53	987.01	986.81
Parziali	1.44	0.35	2.50	2.50	2.02	0.35	
Sviluppata Par.	2.04	0.49	2.50	2.50	2.86	0.49	
Sviluppata	0.00	2.04	3.03	5.53	8.03	10.90	11.60
Progressiva	-4.64	-3.20	-2.50	0.00	2.50	4.52	5.02
Dislivelli	-0.00	-0.86	-0.59	-0.08	0.71	-0.00	-0.00

Sezione: 10094
 Progressiva: 840.000
 Q. Progetto: 989.265

Scala H 1/200.00
 Scala V 1/200.00

987.00



Quote	982.50	989.20 988.70	988.77	988.70 988.65 989.20
Parziali		3.29 0.35 0.35	2.50	2.50 0.35 0.35
Sviluppata Par.		4.66 0.49 0.49	2.50	2.50 0.49 0.50
Sviluppata	0.00	4.66 5.65	8.15	10.65 11.14 11.64
Progressiva	-6.49	-3.20 -2.50	0.00	2.50 2.85 3.20
Dislivelli	0.00	-2.09 -1.85	-1.45	-0.73 -0.46 0.00

Sezione: 10095
 Progressiva: 850.000
 Q. Progetto: 989.079

Scala H 1/200.00
 Scala V 1/200.00

987.00

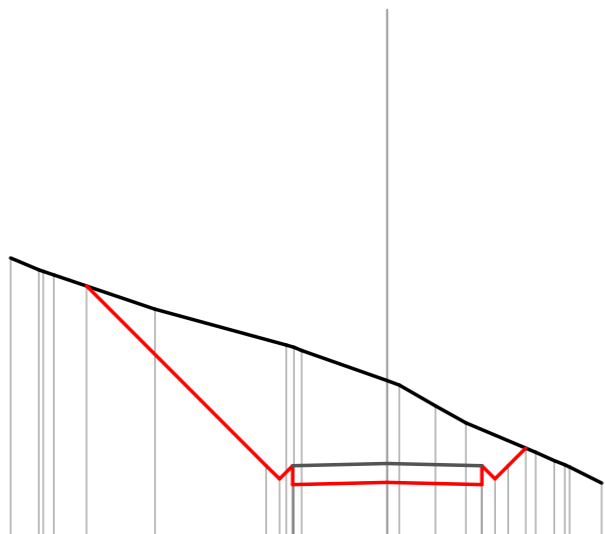


Quote	983.53	989.02 988.67 988.52	988.58	988.52 988.67 989.02	989.72
Parziali		4.51	2.50	2.50	0.35 0.35 0.70
Sviluppata Par.		6.38	2.50	2.50	0.49 0.49 0.99
Sviluppata	0.00	6.38 7.37	9.87	12.37 12.87 13.36	14.35
Progressiva	-7.71	-3.20 -2.85 -2.50	0.00	2.50 2.85 3.20	3.90
Dislivelli	0.00	-3.09 -2.88	-2.52	-1.70 -1.46 -1.02	0.00

Sezione: 10096
 Progressiva: 853.016
 Q. Progetto: 988.925

Scala H 1/200.00
 Scala V 1/200.00

987.00

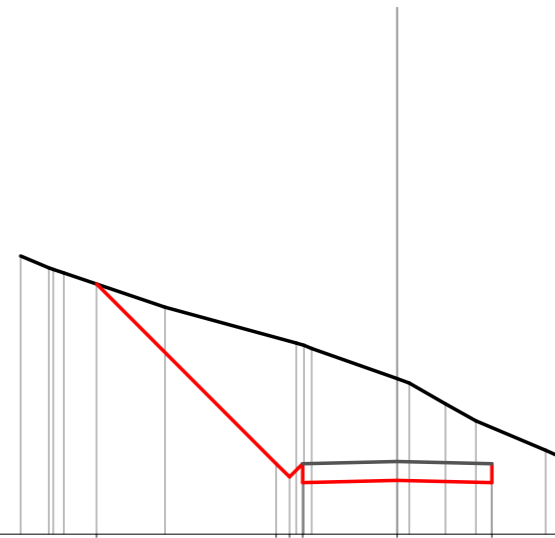


Quote	983.62	988.86 988.56 988.36	988.42	988.96 988.51 988.86 989.33
Parziali		4.76 0.35 0.35	2.50	2.50 0.35 0.35 0.47
Sviluppata Par.		6.73 0.49 0.49	2.50	2.50 0.49 0.49 0.66
Sviluppata	0.00	6.73 7.72	10.22	12.72 13.21 13.71 14.37
Progressiva	-7.96	-3.20 -2.50 -2.50	0.00	2.50 2.85 3.20 3.67
Dislivelli	0.00	-3.34 -3.15 -3.15	-2.69	-1.46 -1.16 -0.66 -0.00

Sezione: 10096
 Progressiva: 853.016
 Q. Progetto: 988.925

Scala H 1/200.00
 Scala V 1/200.00

987.00
 ▽

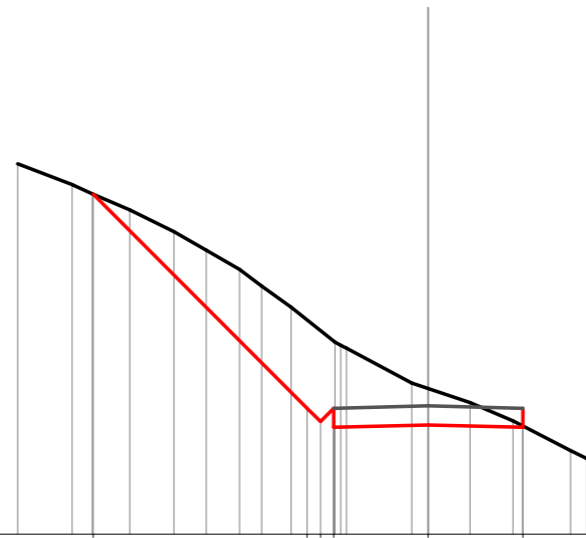


Quote	983.62	988.86 988.56	988.42	988.36
Parziali		4.76	0.35 0.35	2.50 2.50
Sviluppata Par.		6.73	0.49 0.49	2.50 2.50
Sviluppata	0.00	6.73 7.72	10.22	12.72
Progressiva	-7.96	-3.20 -2.50	0.00	2.50
Dislivelli	0.00	-3.34 -3.15	-2.69	-1.46

Sezione: 10097
 Progressiva: 860.000
 Q. Progetto: 988.392

Scala H 1/200.00
 Scala V 1/200.00

985.00
 ▽

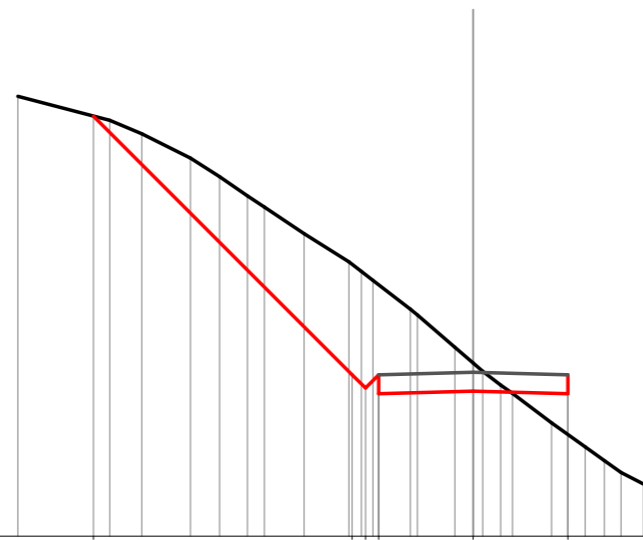


Quote	983.99	985.00	987.89	987.83
Parziali		5.66	2.50	2.50
Sviluppata Par.		8.00	2.50	2.50
Sviluppata	0.00	8.00	11.50	14.00
Progressiva	-8.86	-3.20	0.00	2.50
Dislivelli	-0.00	-2.33	-0.96	-0.03

Sezione: 10098
 Progressiva: 870.000
 Q. Progetto: 987.333

Scala H 1/200.00
 Scala V 1/200.00

983.00
 ▽

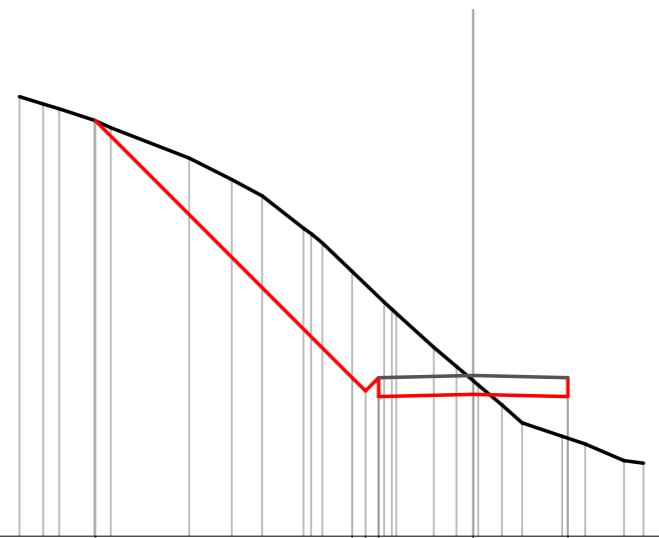


Quote	994.11		987.27 986.97	986.83	986.77
Parziali		6.84	0.35 0.35	2.50	2.50
Sviluppata Par.		9.68	0.49 0.49	2.50	2.50
Sviluppata	0.00		9.68 0.17 10.67	13.17	15.67
Progressiva	-10.04		-3.20 -2.50 -2.50	0.00	2.50
Dislivelli	0.00		-2.92 -2.38 -2.38	-0.75	1.08

Sezione: 10099
 Progressiva: 880.000
 Q. Progetto: 986.255

Scala H 1/200.00
 Scala V 1/200.00

982.00

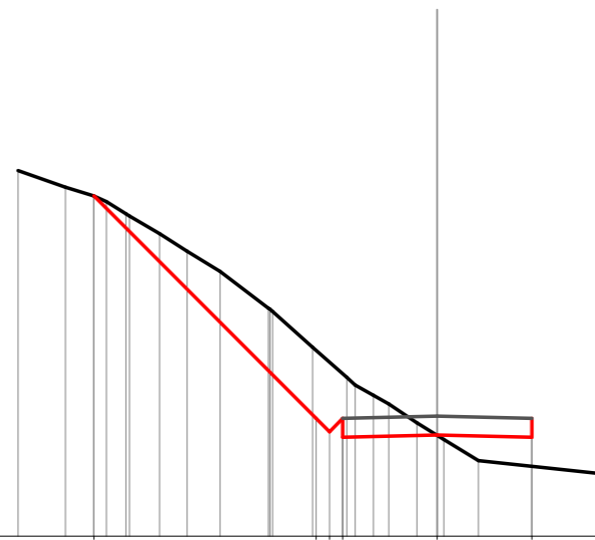


Quote	982.99	986.19 985.75 985.69	985.75	985.69
Parziali		6.80	2.50	2.50
Sviluppata Par.		9.61	2.50	2.50
Sviluppata	0.00	9.61 0.1 10.60	13.10	15.60
Progressiva	-10.00	-3.20 -2.50 -2.50	0.00	2.50
Dislivelli	-0.00	-2.80 -2.14 -2.14	-0.36	1.10

Sezione: 10100
 Progressiva: 890.000
 Q. Progetto: 985.177

Scala H 1/200.00
 Scala V 1/200.00

982.00

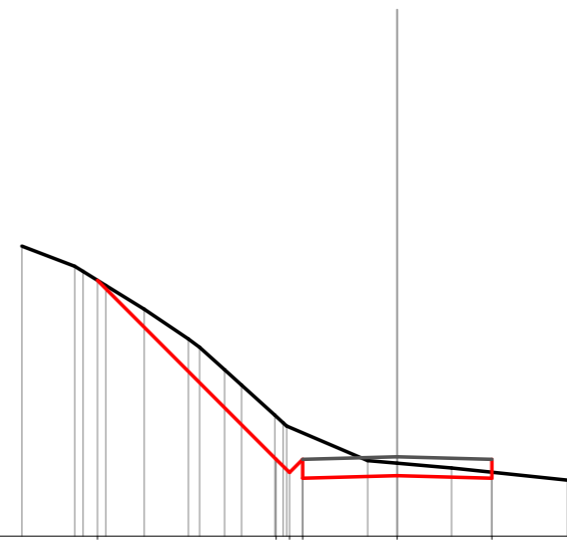


Quote	991.00	985.17	984.61	984.68	984.61
Parziali		5.88	0.35	2.50	2.50
Sviluppata Par.		8.32	0.49	2.50	2.50
Sviluppata	0.00	8.32	8.31	11.81	14.31
Progressiva	-9.08	-3.20	-2.50	0.00	2.50
Dislivelli	-0.00	-1.80	-1.18	0.01	0.77

Sezione: 10101
 Progressiva: 900.000
 Q. Progetto: 984.099

Scala H 1/200.00
 Scala V 1/200.00

982.00

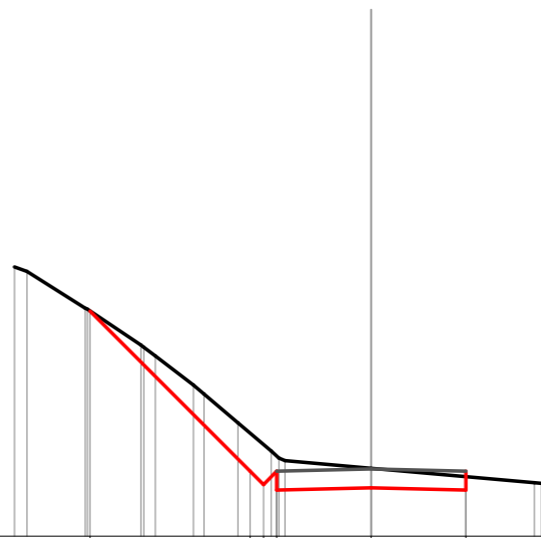


Quote	988.77	984.04	983.60	983.54
Parziali	4.73	0.35	2.50	2.50
Sviluppata Par.	6.69	0.49	2.50	2.50
Sviluppata	0.00	6.69	10.18	12.68
Progressiva	-7.93	-3.20	0.00	2.50
Dislivelli	0.00	-1.13	-0.33	-0.15

Sezione: 10102
 Progressiva: 902.980
 Q. Progetto: 983.778

Scala H 1/200.00
 Scala V 1/200.00

982.00

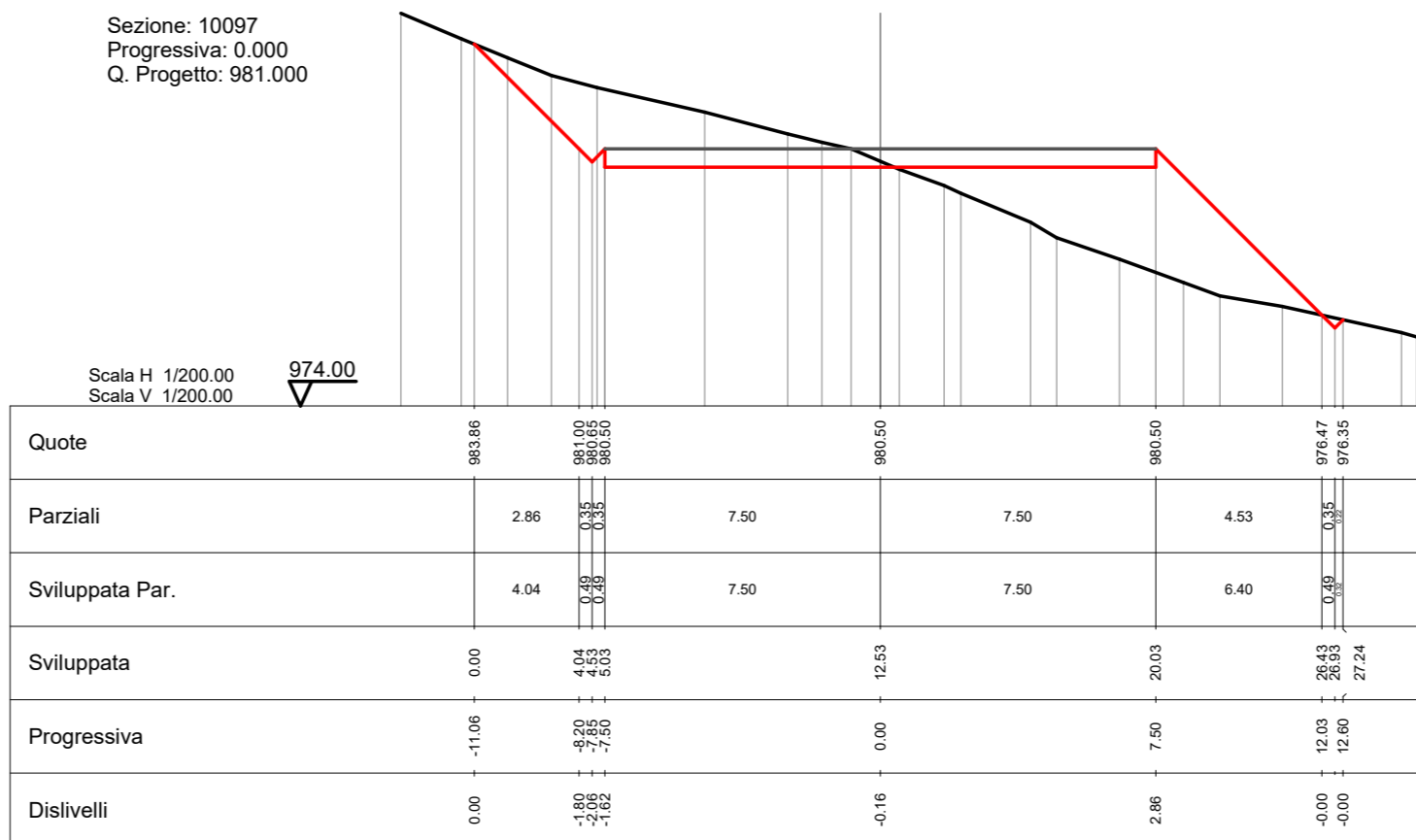


Quote	987.95	983.72 983.72 983.22	983.28	983.22
Parziali	4.24	0.35 0.35	2.50	2.50
Sviluppata Par.	5.99	0.49 0.49	2.50	2.50
Sviluppata	0.00	5.99 6.38	9.48	11.98
Progressiva	-7.44	-3.20 -2.50	0.00	2.50
Dislivelli	0.00	-1.01 -0.41	-0.52	-0.36

Sezione: 10097
 Progressiva: 0.000
 Q. Progetto: 981.000

Scala H 1/200.00
 Scala V 1/200.00

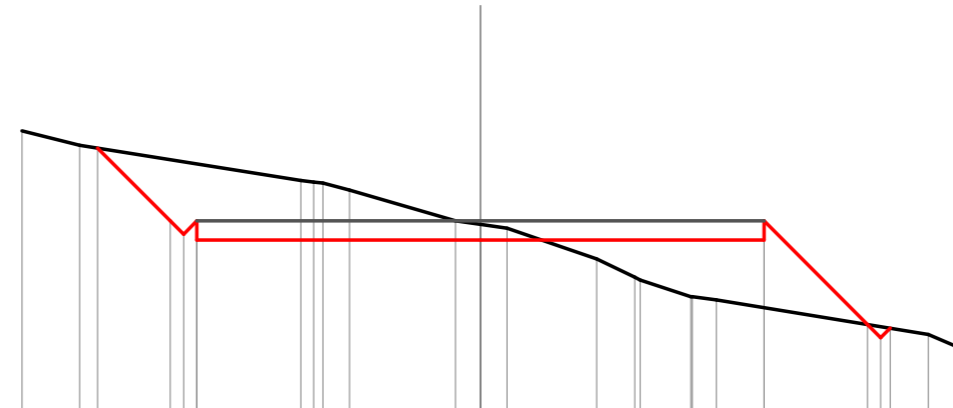
974.00



Sezione: 10098
 Progressiva: 10.000
 Q. Progetto: 981.000

Scala H 1/200.00
 Scala V 1/200.00

976.00

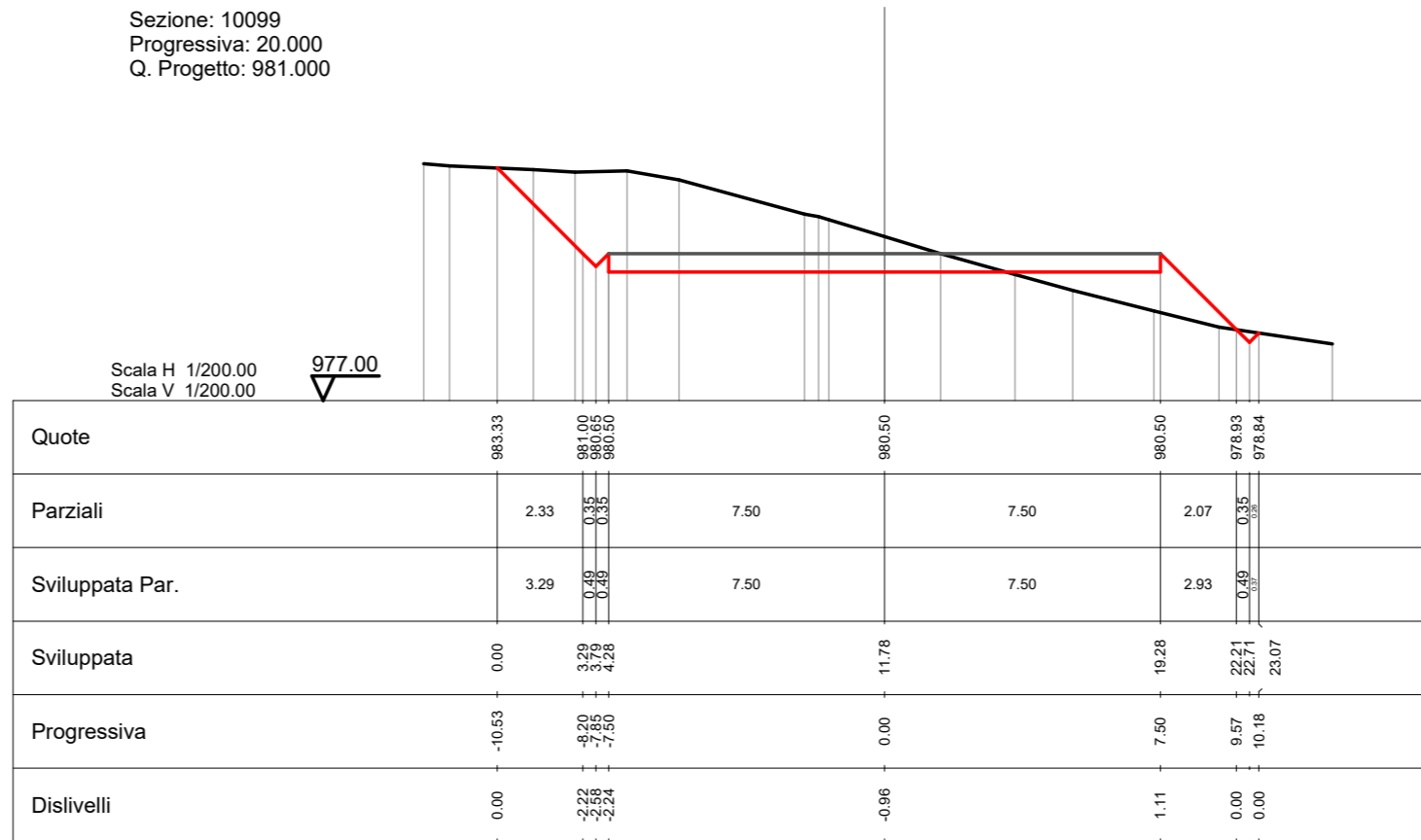


Quote	982.92	981.00 980.55 980.50	980.50	980.50	978.26 978.16
Parziali	1.92	0.35 0.35	7.50	7.50	2.74 0.35 0.35
Sviluppata Par.	2.72	0.49 0.49	7.50	7.50	3.87 0.49 0.38
Sviluppata	0.00	2.72 3.71	11.21	18.71	22.58 23.06 23.44
Progressiva	-10.12	-8.20 -7.50	0.00	7.50	10.24 10.84
Dislivelli	-0.00	-1.62 -1.91	-0.41	1.79	0.00 0.00

Sezione: 10099
 Progressiva: 20.000
 Q. Progetto: 981.000

Scala H 1/200.00
 Scala V 1/200.00

977.00

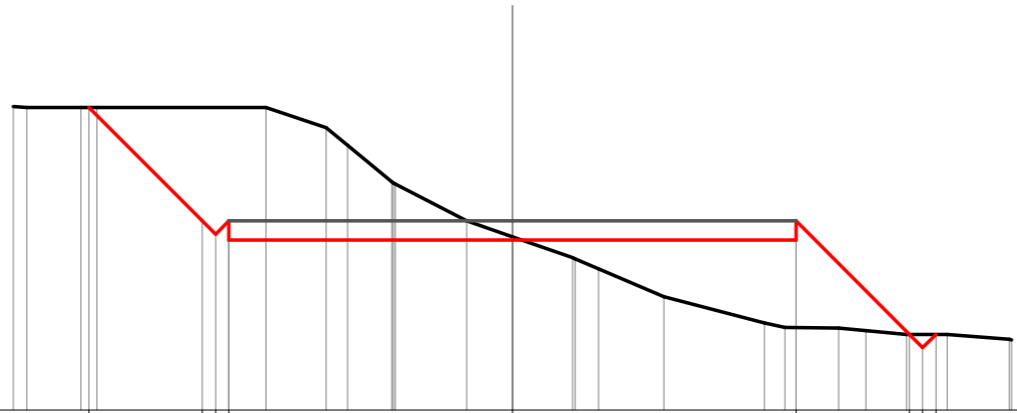


Quote	983.33	981.00 980.50	980.50	980.50	978.93 978.84
Parziali	2.33	0.35 0.35	7.50	7.50	2.07 0.35 0.35
Sviluppata Par.	3.29	0.49 0.49	7.50	7.50	2.93 0.49 0.35
Sviluppata	0.00	3.29 3.29	11.78	19.28	22.21 22.71 23.07
Progressiva	-10.53	-8.20 -7.50	0.00	7.50	9.57 10.18
Dislivelli	0.00	-2.22 -2.24	-0.96	1.11	0.00 0.00

Sezione: 10100
 Progressiva: 30.000
 Q. Progetto: 981.000

Scala H 1/200.00
 Scala V 1/200.00

976.00

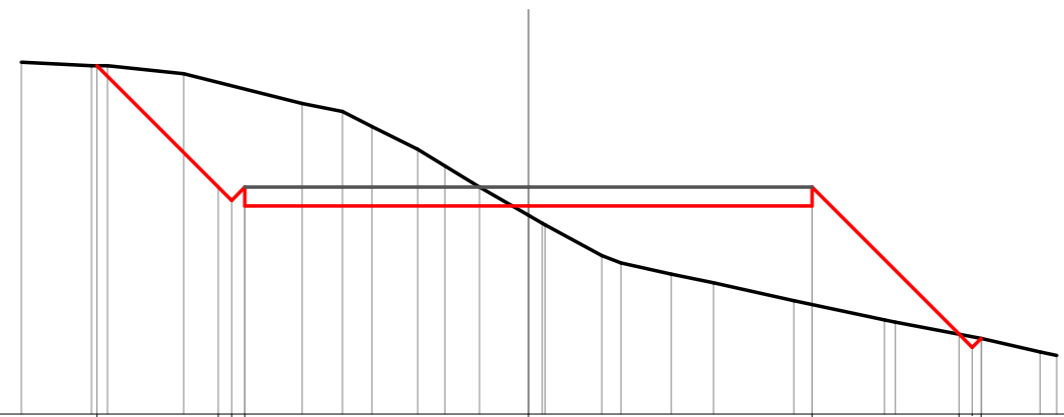


Quote	984.00	981.00 980.65 980.50	980.50	980.50	978.00 977.65 976.00
Parziali		3.00 0.35 0.35	7.50	7.50	3.00 0.35 0.35
Sviluppata Par.		4.24 0.49 0.49	7.50	7.50	4.24 0.49 0.49
Sviluppata	0.00	4.24 4.24 4.23	12.73	20.23	24.48 24.97 25.47
Progressiva	-11.20	-8.20 -7.50 -7.50	0.00	7.50	10.50 10.85 11.20
Dislivelli	0.00	-3.00 -3.05 -3.00	-0.08	2.32	0.00 -0.35 0.00

Sezione: 10101
 Progressiva: 40.000
 Q. Progetto: 981.000

Scala H 1/200.00
 Scala V 1/200.00

975.00

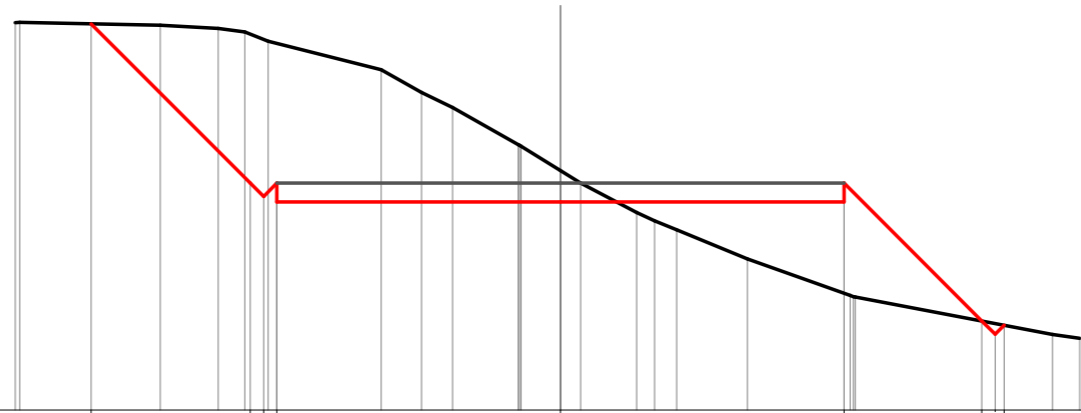


Quote		984.21	981.00 980.55 980.50	980.50	980.50	977.11 977.00
Parziali			3.21 0.35 0.35	7.50	7.50	3.89 0.35 0.35
Sviluppata Par.			4.54 0.49 0.49	7.50	7.50	5.50 0.49 0.35
Sviluppata		0.00	4.54 5.23 5.53	13.03	20.53	26.03 26.52 26.86
Progressiva		-11.41	-8.20 -7.50 -7.50	0.00	7.50	11.39 11.97
Dislivelli		0.00	-2.77 -2.59 -2.59	0.25	2.60	-0.00 -0.00

Sezione: 10102
 Progressiva: 50.000
 Q. Progetto: 981.000

Scala H 1/200.00
 Scala V 1/200.00

975.00

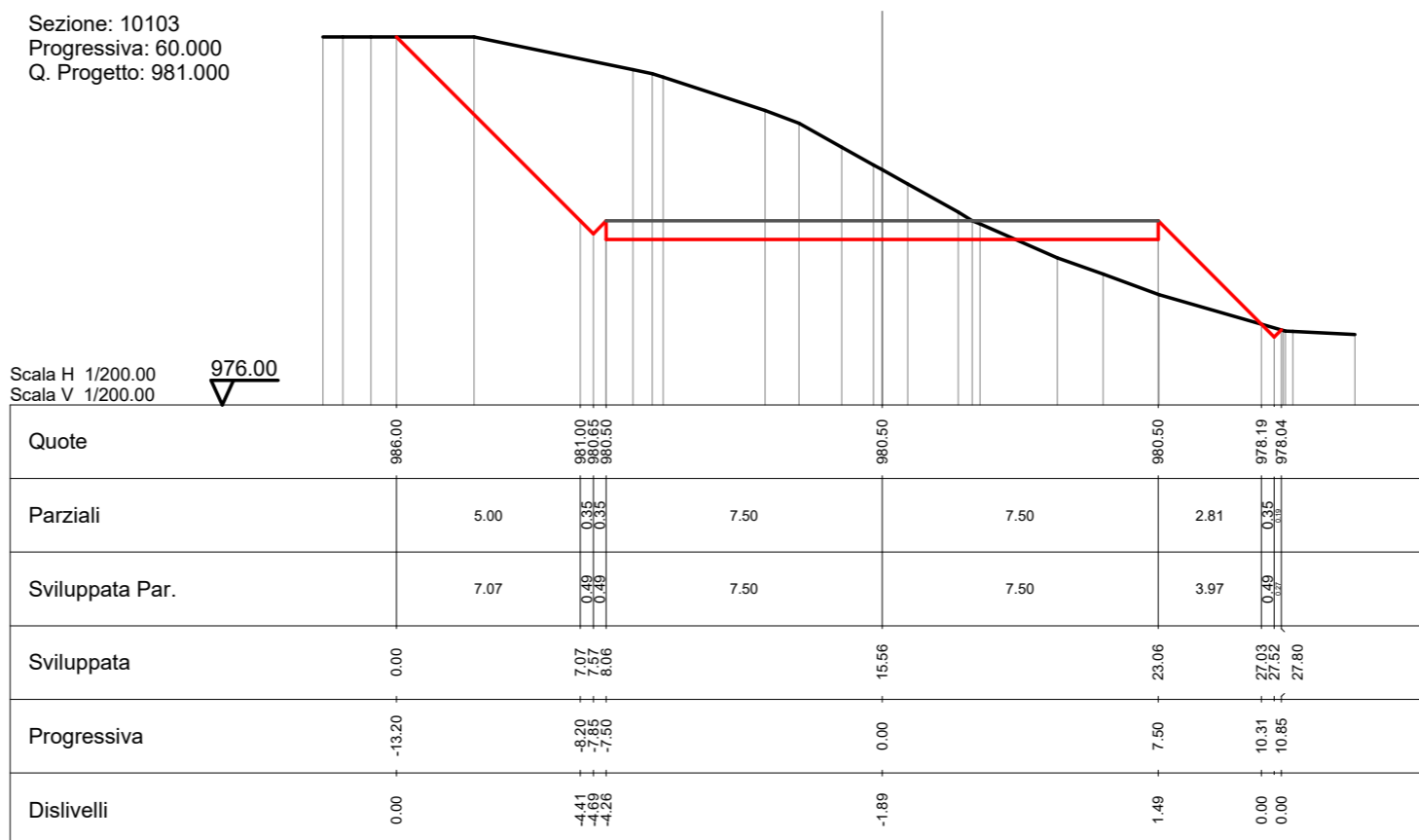


Quote	985.21	981.00 980.65 980.50	980.50	980.50	977.35 977.24
Parziali		4.21 0.35 0.35	7.50	7.50	3.65 0.35 0.35
Sviluppata Par.		5.96 0.49 0.49	7.50	7.50	5.16 0.49 0.35
Sviluppata	0.00	5.96 6.31 6.66	14.45	21.95	27.11 27.60 27.94
Progressiva	-12.41	-8.20 -7.85 -7.50	0.00	7.50	11.15 11.73
Dislivelli	0.00	-3.94 -3.75 -3.70	-0.83	2.41	0.00 -0.00

Sezione: 10103
 Progressiva: 60.000
 Q. Progetto: 981.000

Scala H 1/200.00
 Scala V 1/200.00

976.00



Quote	986.00	981.00 980.55 980.50	980.50	980.50	978.19 978.04
Parziali		5.00	7.50	7.50	2.81
Sviluppata Par.		7.07	7.50	7.50	3.97
Sviluppata	0.00	7.97 7.57 7.56	15.56	23.06	27.03 27.52 27.80
Progressiva	-13.20	-8.20 -7.55 -7.50	0.00	7.50	10.31 10.85
Dislivelli	0.00	-4.41 -4.98 -4.26	-1.89	1.49	0.00 0.00

Sezione: 10104
 Progressiva: 70.000
 Q. Progetto: 981.000

Scala H 1/200.00
 Scala V 1/200.00

978.00

