

Comune  
di Corleto Perticara



Regione Basilicata



Provincia di Potenza



Committente:

**RWE**

**RENEWABLES ITALIA S.R.L.**  
Via Andrea Doria, 41/G - 00192 Roma  
P.IVA/C.F. 06400370968  
pec: rwerenewablesitaliasrl@legalmail.it

Titolo del Progetto:

**Progetto per la realizzazione di una centrale eolica da 44,80 MW nel  
comune di Corleto Perticara (PZ)**

Documento:

**PROGETTO DEFINITIVO**

Richiesta Autorizzazione Unica ai sensi del D. Lgs. 387 del 29/09/2003

N° Documento:

**PECP\_A.16.a.17.a.2**

ID PROGETTO:

**PECP**

DISCIPLINA:

**P**

TIPOLOGIA:

**D**

FORMATO:

**A3**

Elaborato:

**Quaderno delle sezioni in fase di lavoro WTG 02 - 2 di 8**

FOGLIO:

**2 di 8**

SCALA:

**1:200**

Nome file:

**PECP\_A.16.a.17.a.2\_Quaderno\_delle\_sezioni\_temporanee\_2\_di\_8.pdf**

Progettazione:

**R.T.P. D'Occhio - De Blasis**  
Via S. Angelo, 10 - 82020 Campolattaro (BN)

Progettisti:



Ing. Giuseppe Antonio De Blasis



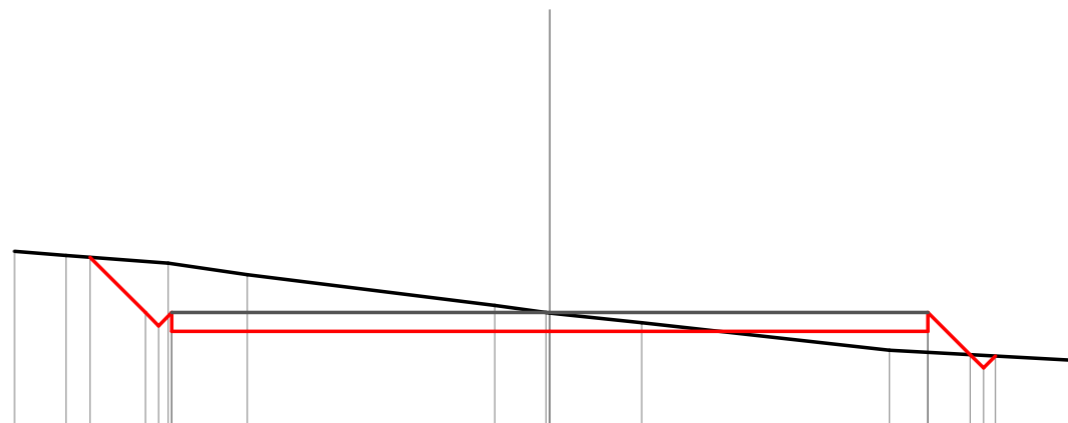
Arch. Carmine D'Occhio

Rev:	Data Revisione	Descrizione Revisione	Redatto	Controllato	Approvato
00	07/12/2020	PRIMA EMISSIONE	R.T.P.D'Occhio - De Blasis	RWE	RWE

Sezione: 20001  
 Progressiva: 0.000  
 Q. Progetto: 858.000

Scala H 1/200.00  
 Scala V 1/200.00

855.00

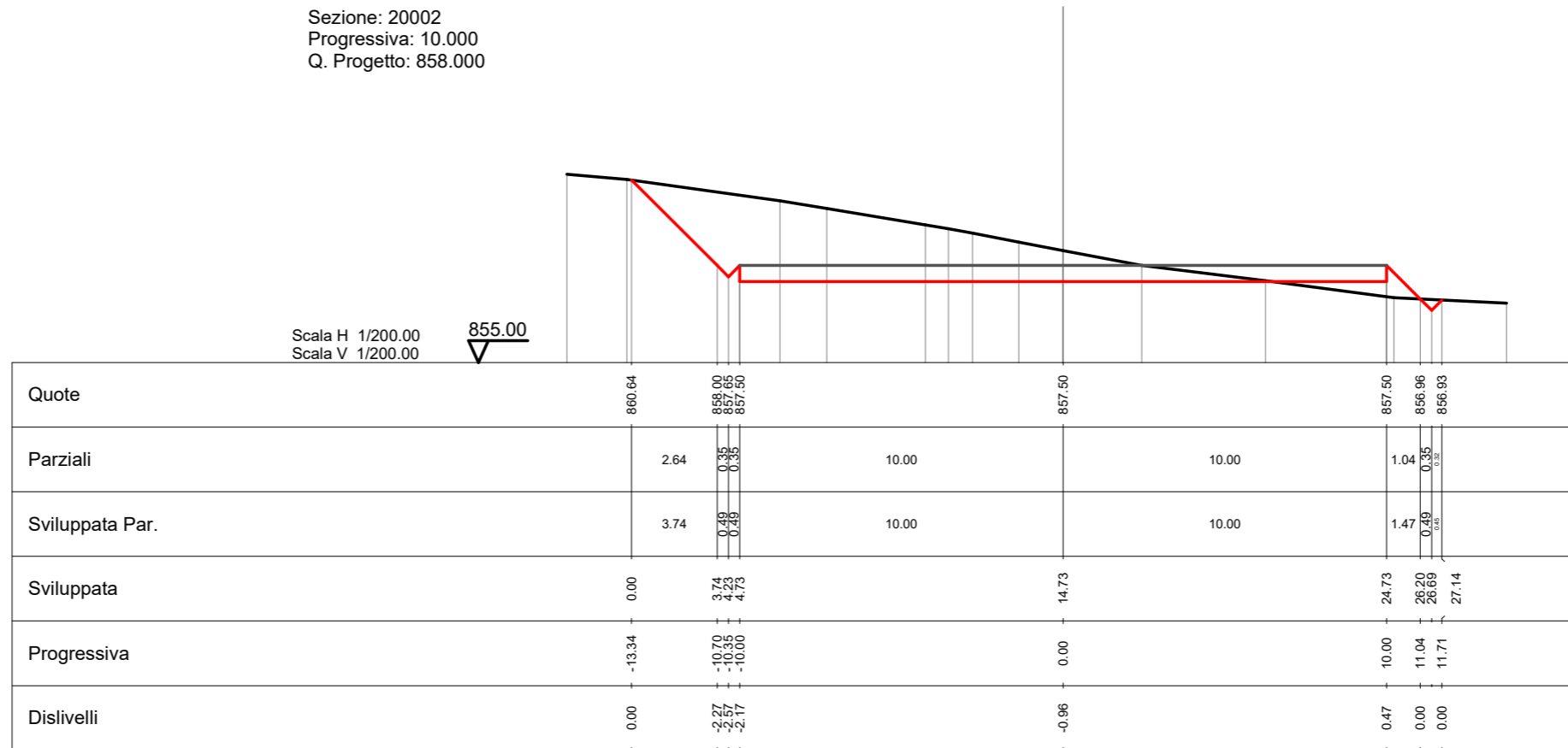


Quote	859.46	859.00	857.50	857.50	856.88	856.85
Parziali	1.46	0.35	10.00	10.00	1.12	0.35
Sviluppata Par.	2.07	0.49	10.00	10.00	1.58	0.35
Sviluppata	0.00	2.07	13.06	23.06	24.63	25.57
Progressiva	-12.16	-10.70	0.00	10.00	11.12	11.78
Dislivelli	0.00	-1.35	-0.49	0.56	0.00	0.00

Sezione: 20002  
 Progressiva: 10.000  
 Q. Progetto: 858.000

Scala H 1/200.00  
 Scala V 1/200.00

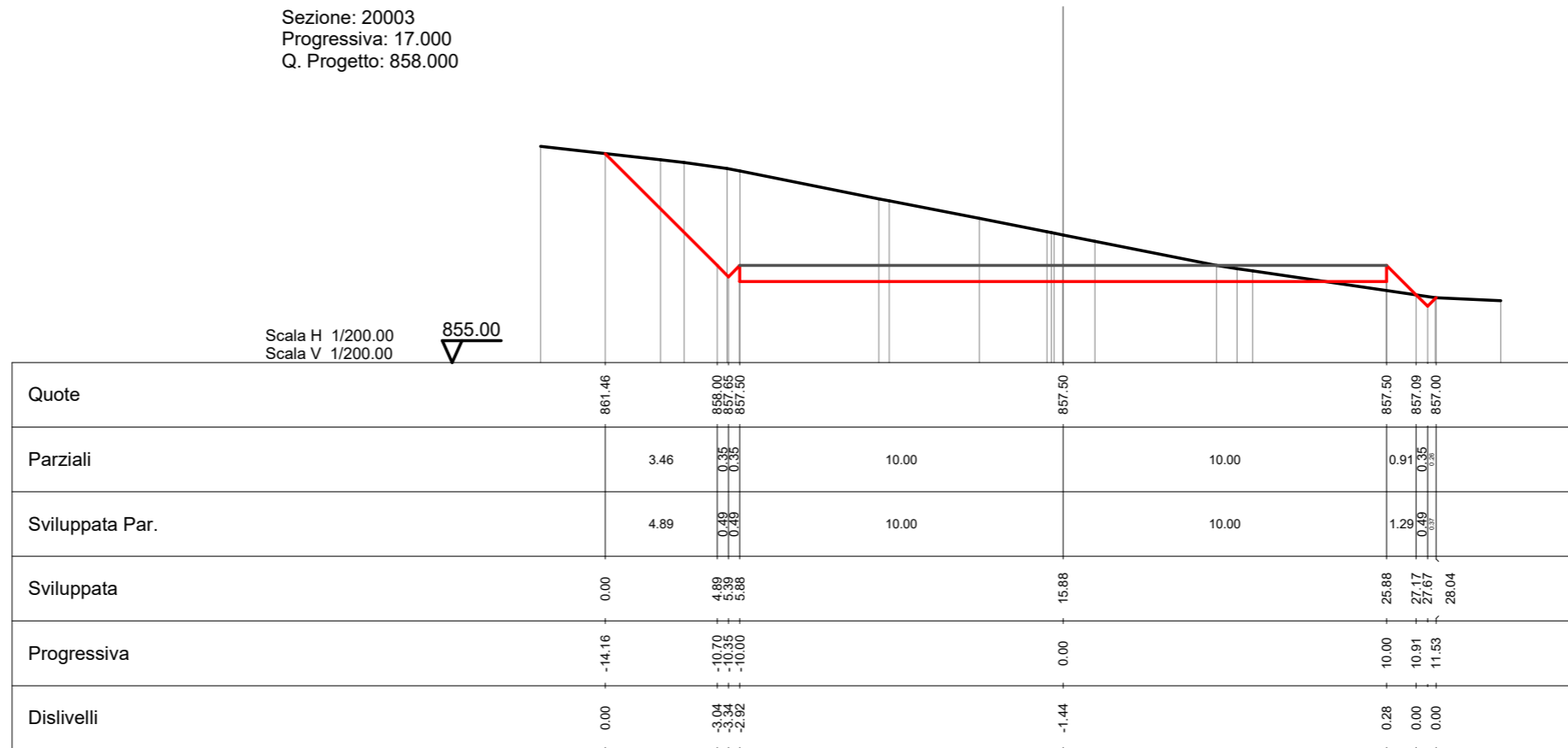
855.00



Sezione: 20003  
 Progressiva: 17.000  
 Q. Progetto: 858.000

Scala H 1/200.00  
 Scala V 1/200.00

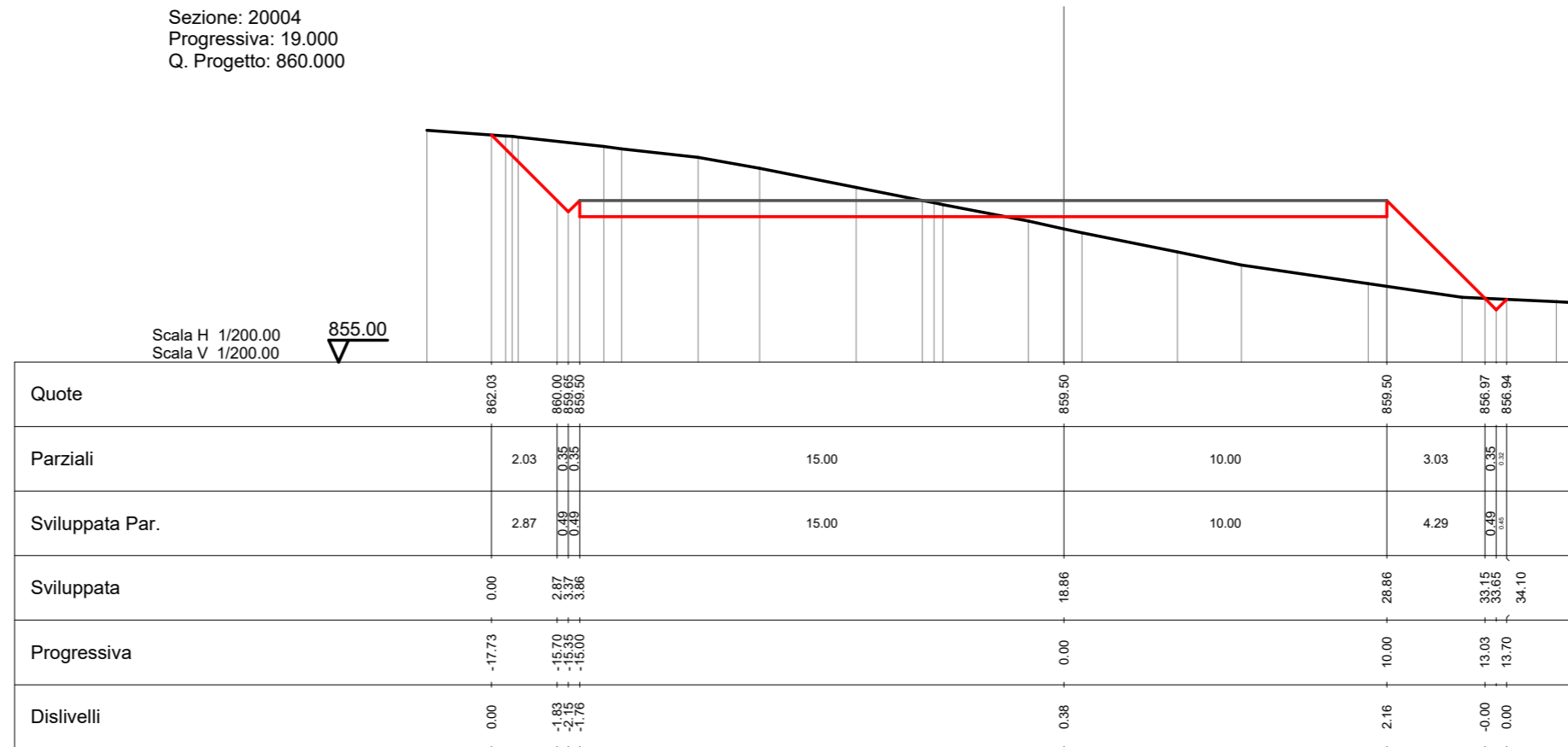
855.00



Sezione: 20004  
 Progressiva: 19.000  
 Q. Progetto: 860.000

Scala H 1/200.00  
 Scala V 1/200.00

855.00

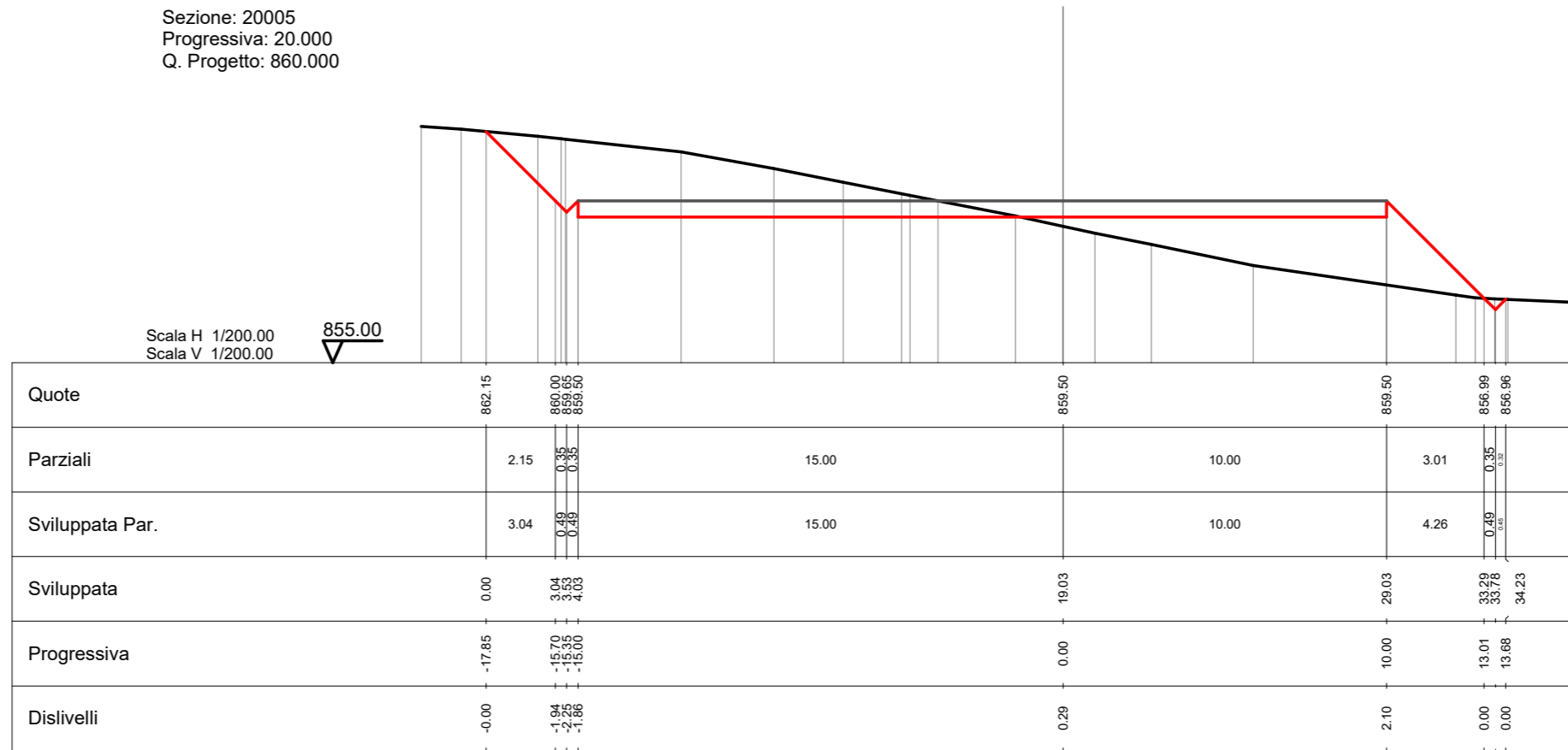


Quote	862.03	860.00 859.50	859.50	859.50	856.97 856.94
Parziali	2.03	0.35 0.35	15.00	10.00	3.03 0.35 0.28
Sviluppata Par.	2.87	0.49 0.49	15.00	10.00	4.29 0.49 0.02
Sviluppata	0.00	2.87 3.86	18.86	28.86	33.15 33.65 34.10
Progressiva	-17.73	-16.70 -16.00	0.00	10.00	13.03 13.70
Dislivelli	0.00	-1.83 -1.76	0.38	2.16	-0.00 0.00

Sezione: 20005  
 Progressiva: 20.000  
 Q. Progetto: 860.000

Scala H 1/200.00  
 Scala V 1/200.00

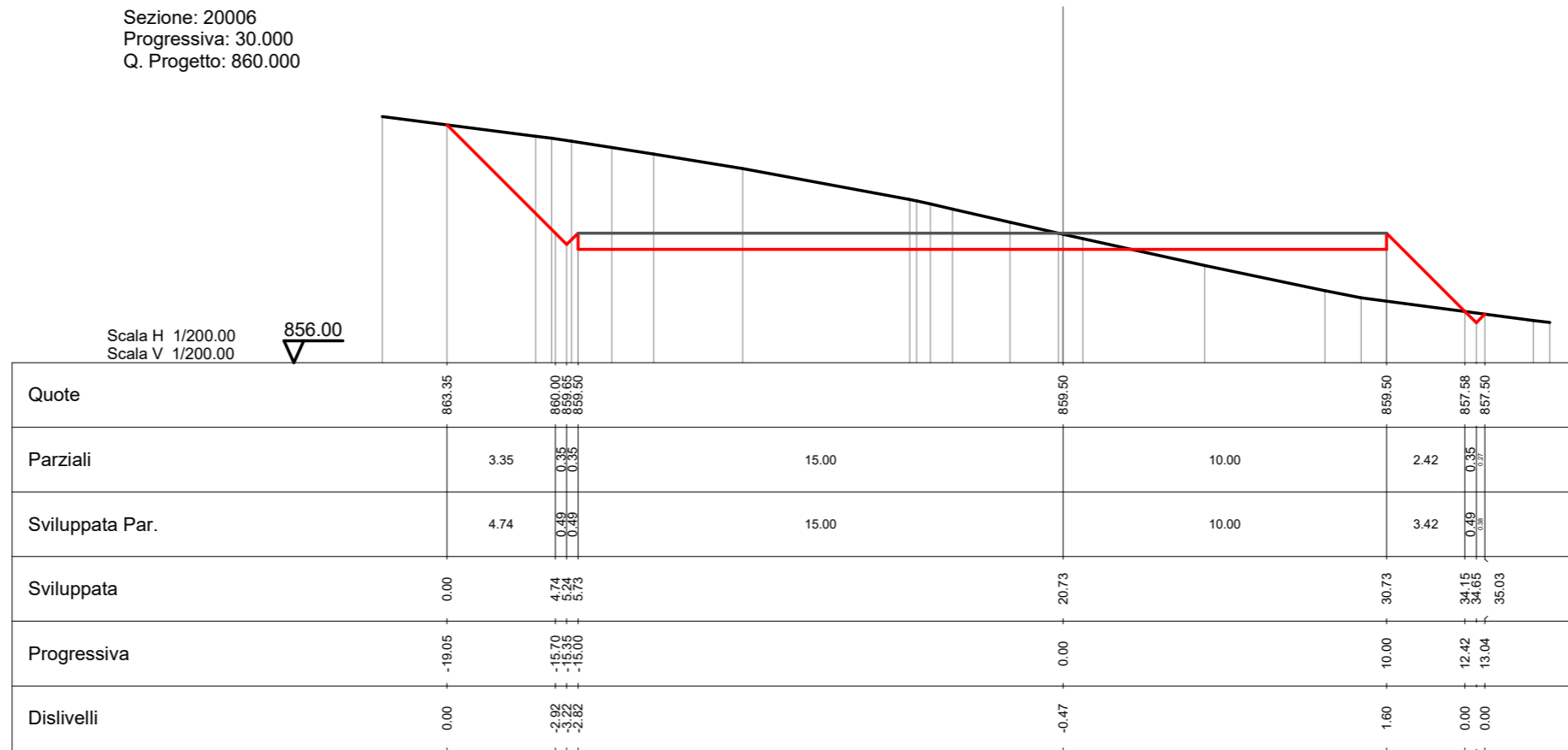
855.00



Sezione: 20006  
 Progressiva: 30.000  
 Q. Progetto: 860.000

Scala H 1/200.00  
 Scala V 1/200.00

856.00

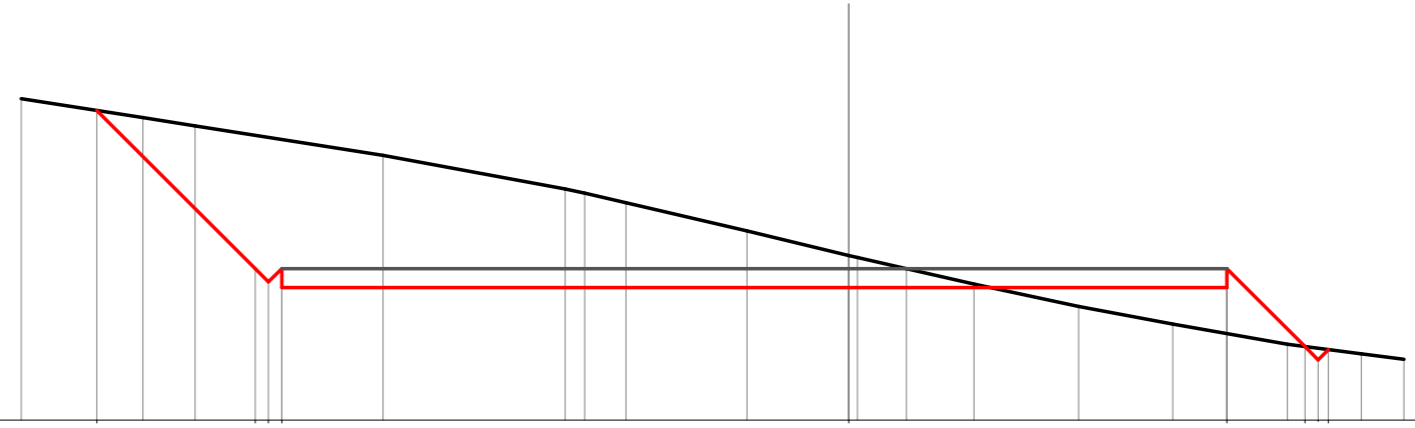


Quote	863.35	860.00 859.50	859.50	859.50	857.58 857.50
Parziali		3.35	15.00	10.00	2.42
Sviluppata Par.		4.74	15.00	10.00	3.42
Sviluppata	0.00	4.74 5.73	20.73	30.73	34.15 35.03
Progressiva	-19.05	-16.70 -15.00	0.00	10.00	12.42 13.04
Dislivelli	0.00	-2.82 -2.82	-0.47	1.60	0.00 0.00

Sezione: 20007  
 Progressiva: 40.000  
 Q. Progetto: 860.000

Scala H 1/200.00  
 Scala V 1/200.00

856.00



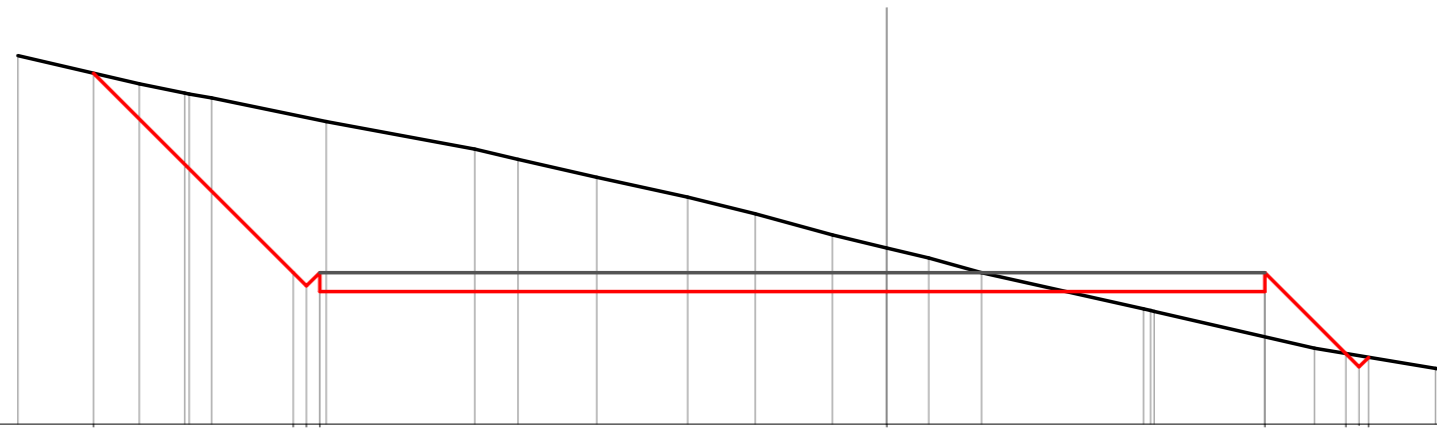
Quote	864.19	860.00 859.50	859.50	859.50	859.50	857.94 857.86
Parziali		4.19	0.35 0.35	15.00	10.00	2.06 0.35
Sviluppata Par.		5.92	0.49 0.49	15.00	10.00	2.91 0.49
Sviluppata	0.00	5.92 6.64	6.64	21.91	31.91	34.83 35.32 35.70
Progressiva	-19.89	-15.70 -15.00	-15.00	0.00	10.00	12.06 12.68
Dislivelli	0.00	-3.32 -3.32	-3.32	-0.85	1.22	-0.00 -0.00



Sezione: 20008  
 Progressiva: 50.000  
 Q. Progetto: 860.000

Scala H 1/200.00  
 Scala V 1/200.00

856.00

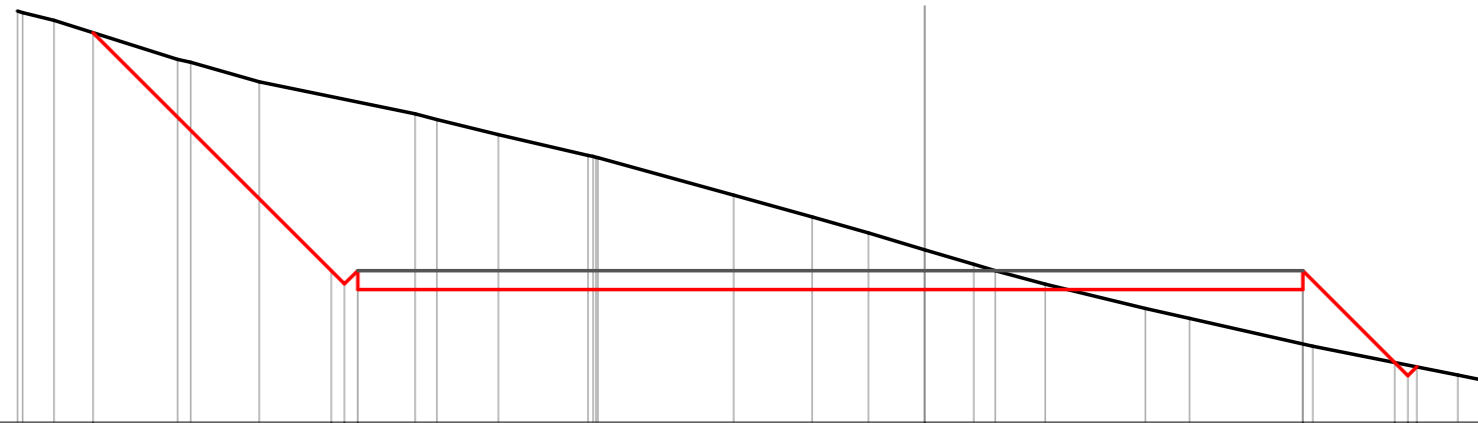


Quote	865.28	860.00 859.50	859.50	859.50	857.86 857.76
Parziali	5.28	0.35 0.35	15.00	10.00	2.14 0.35 0.35
Sviluppata Par.	7.47	0.49 0.49	15.00	10.00	3.02 0.49 0.35
Sviluppata	0.00	7.47 6.46	23.46	33.46	36.48 36.98 37.33
Progressiva	-20.98	-15.70 -15.00	0.00	10.00	12.14 12.74
Dislivelli	-0.00	-4.18 -4.04	-1.16	1.20	0.00 -0.00

Sezione: 20009  
 Progressiva: 54.000  
 Q. Progetto: 860.000

Scala H 1/200.00  
 Scala V 1/200.00

856.00

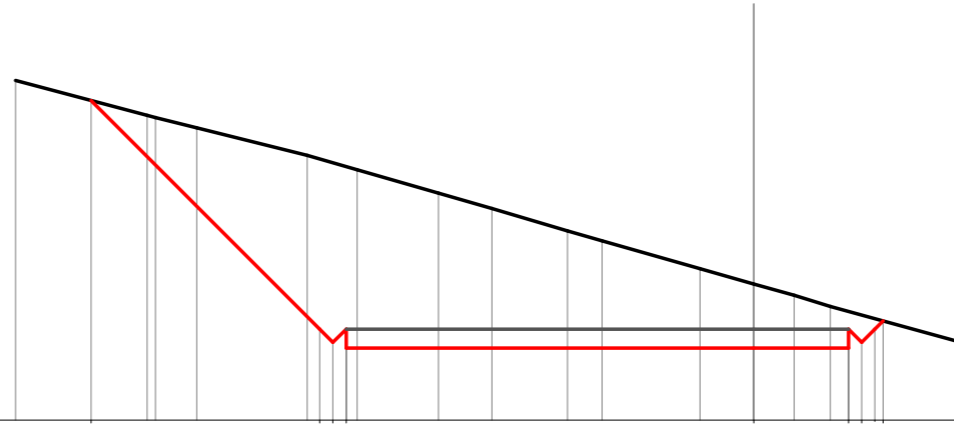


Quote	866.30	860.00 859.50	859.50	859.50	857.57 857.46
Parziali		6.30	15.00	10.00	2.43
Sviluppata Par.		8.90	15.00	10.00	3.43
Sviluppata	0.00	8.90 9.40 9.89	24.89	34.89	38.32 38.82 39.15
Progressiva	-22.00	-15.70 -15.00	0.00	10.00	12.43 13.01
Dislivelli	0.00	-4.61 -4.26	-1.05	1.44	-0.00 -0.00

Sezione: 20010  
 Progressiva: 60.000  
 Q. Progetto: 859.403

Scala H 1/200.00  
 Scala V 1/200.00

857.00



Quote	865.45	859.40 859.05 858.90	858.90	858.90	858.90 859.05 859.62
Parziali		6.04	0.35 0.35	10.78	2.50 0.35 0.35
Sviluppata Par.		8.55	0.70 0.70	10.78	2.50 0.70 0.70
Sviluppata	0.00	8.55 9.04 9.54	20.32	22.82 23.32 23.61	24.11
Progressiva	-17.53	-11.48 -11.13 -10.78	0.00	2.50 2.85 3.41	
Dislivelli	0.00	-4.90 -4.75 -4.30	-1.69	-0.97 -0.72 0.00	

Sezione: 20011  
 Progressiva: 70.000  
 Q. Progetto: 858.409

Scala H 1/200.00  
 Scala V 1/200.00

856.00

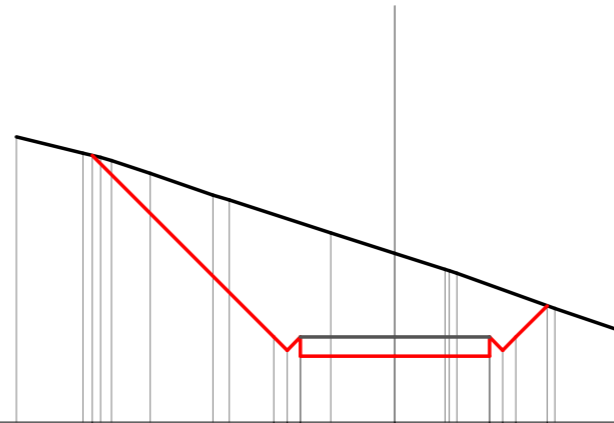


Quote	863.47	858.41 859.06 857.91	857.91	857.91	857.91 858.06 858.41	859.19
Parziali		5.06	0.35 0.35	3.76	2.50	0.35 0.35 0.78
Sviluppata Par.		7.16	0.49 0.49	3.76	2.50	0.79 0.79 1.10
Sviluppata	0.00		7.16 7.66 8.15	11.91		14.41 14.90 15.40
Progressiva	-9.52		-4.16 -4.16 -3.76	0.00		2.50 2.85 3.20
Dislivelli	0.00		-3.29 -3.29 -3.28	-2.60		-1.78 -1.51 -1.04

Sezione: 20012  
 Progressiva: 71.788  
 Q. Progetto: 858.245

Scala H 1/200.00  
 Scala V 1/200.00

856.00

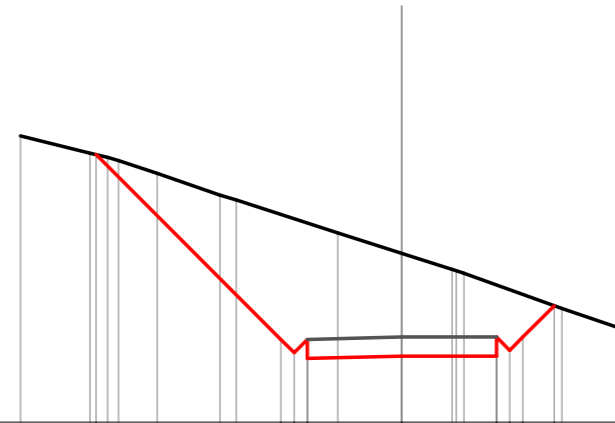


Quote	863.05	858.24 857.89 857.74	857.74	857.74 857.89 858.24	859.07
Parziali		4.81	2.50	2.50	0.35 0.35 0.83
Sviluppata Par.		6.80	2.50	2.50	0.35 0.35 1.17
Sviluppata	0.00	6.80 7.29 7.79	10.29	12.79 13.28 13.78	14.95
Progressiva	-8.01	-3.20 -2.85 -2.50	0.00	2.50 2.85 3.20	4.03
Dislivelli	-0.00	-3.24 -3.48 -3.02	-2.71	-1.88 -1.60 -1.13	-0.00

Sezione: 20013  
 Progressiva: 71.788  
 Q. Progetto: 858.245

Scala H 1/200.00  
 Scala V 1/200.00

856.00

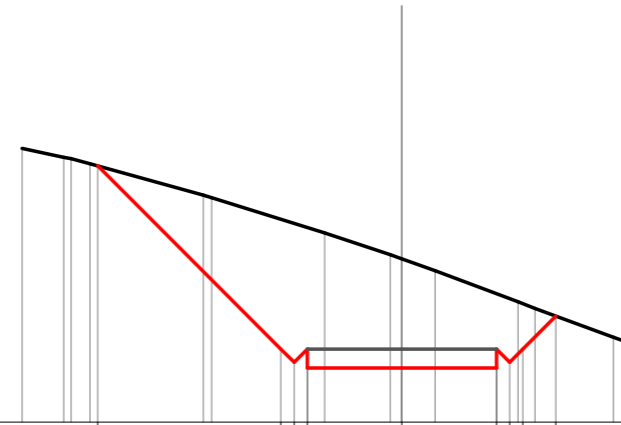


Quote	863.07	858.18 857.83 857.68	857.74	857.74 857.89 858.24	859.07
Parziali	4.89	0.35 0.35	2.50	2.50 0.35 0.35	0.83
Sviluppata Par.	6.91	0.49 0.49	2.50	2.50 0.49 1.17	1.17
Sviluppata	0.00	6.91 7.41 7.90	10.40	12.90 13.40 13.89	15.07
Progressiva	-8.09	-3.20 -2.85 -2.50	0.00	2.50 2.85 3.20	4.03
Dislivelli	-0.00	-3.31 -3.54 -3.08	-2.71	-1.88 -1.60 -1.13	-0.00

Sezione: 20014  
 Progressiva: 76.000  
 Q. Progetto: 857.929

Scala H 1/200.00  
 Scala V 1/200.00

856.00

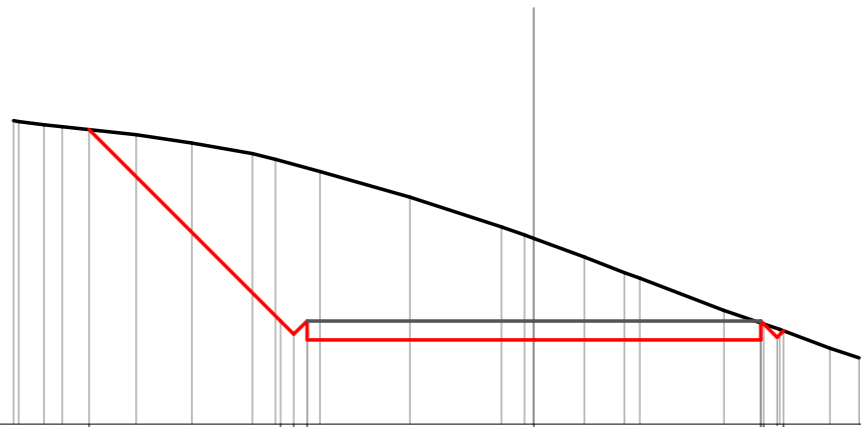


Quote	862.77	857.93	857.58	857.43	857.43	857.58	857.93	858.80
Parziali	4.85	0.35	0.35	2.50	2.50	0.35	0.87	
Sviluppata Par.	6.85	0.49	0.49	2.50	2.50	0.49	1.23	
Sviluppata	0.00	6.85	7.35	10.34	12.84	13.34	15.06	
Progressiva	-8.05	-3.20	-2.85	0.00	2.50	2.85	4.07	
Dislivelli	0.00	-3.43	-3.67	-2.89	-1.97	-1.69	0.00	

Sezione: 20015  
 Progressiva: 80.000  
 Q. Progetto: 857.721

Scala H 1/200.00  
 Scala V 1/200.00

855.00



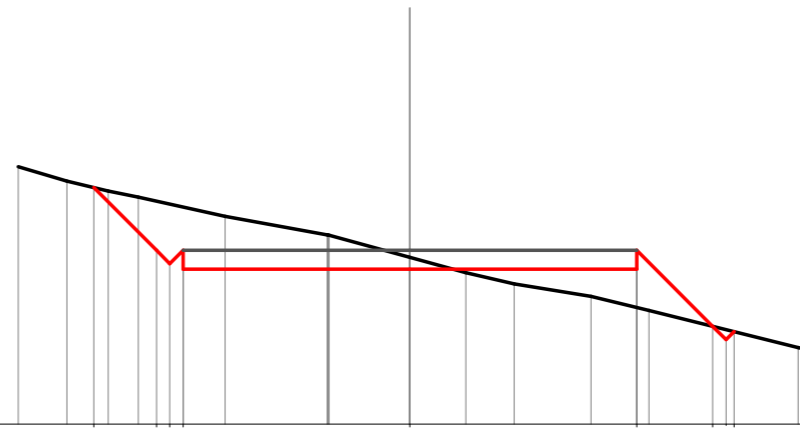
Quote	862.78	857.72 857.32 857.22	857.22	857.22	857.22 857.14 857.46
Parziali		5.06	0.35 0.35	6.00	6.00
Sviluppata Par.		7.16	0.49 0.49	6.00	6.00
Sviluppata	0.00	7.16 7.66 8.15		14.15	20.15 20.26 20.66
Progressiva	-11.76	-6.70 -6.35 -6.00		0.00	6.00 6.00 6.60
Dislivelli	-0.00	-4.24 -4.24 -4.05		-2.69	-0.45 0.00 0.00



Sezione: 20016  
 Progressiva: 90.000  
 Q. Progetto: 857.592

Scala H 1/200.00  
 Scala V 1/200.00

853.00

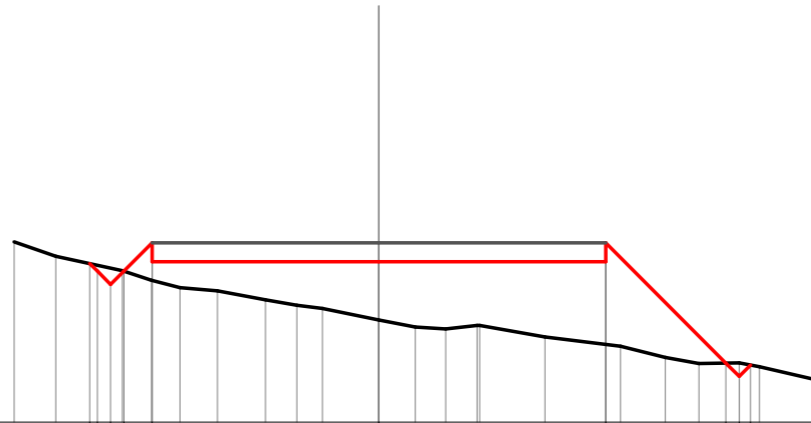


Quote	859.25	857.59 857.59 857.09	857.09	857.09	855.58 855.44
Parziali	1.66	0.35 0.35	6.00	6.00	2.01 0.35
Sviluppata Par.	2.35	0.49 0.49	6.00	6.00	2.84 0.35
Sviluppata	0.00	2.35 2.35 3.34	9.34	15.34	18.18 18.68 18.97
Progressiva	-8.36	-6.70 -6.70 -6.00	0.00	6.00	8.01 8.57
Dislivelli	0.00	-1.97 -1.97 -1.15	-0.31	1.01	0.00 0.00

Sezione: 20017  
 Progressiva: 95.000  
 Q. Progetto: 857.735

Scala H 1/200.00  
 Scala V 1/200.00

853.00

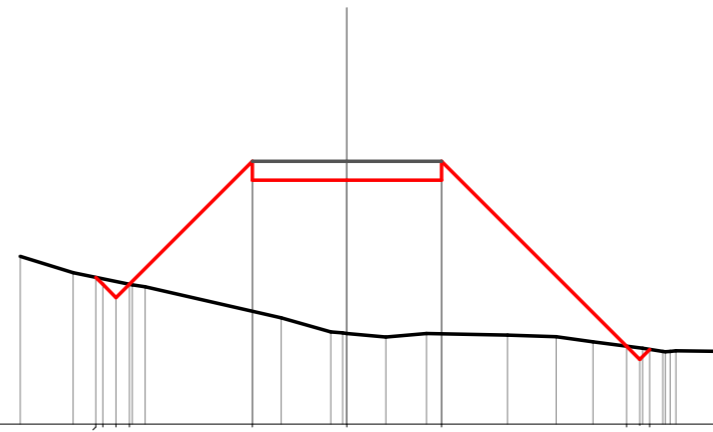


Quote	857.19	856.99	856.64	856.99	857.24	857.24	857.24	854.56	854.51
Parziali	0.35	0.35	0.35	0.75	6.00	6.00	3.18	0.35	0.35
Sviluppata Par.	0.70	0.70	1.06	6.00	6.00	4.50	0.70	0.70	
Sviluppata	0.00	0.28	0.78	2.53	8.33	14.33	18.82	19.32	19.74
Progressiva	-7.65	-7.45	-7.10	-6.75	-6.00	0.00	6.00	9.18	9.83
Dislivelli	-0.00	-0.16	-0.43	0.00	0.99	1.53	2.19	0.00	0.00

Sezione: 20018  
 Progressiva: 99.000  
 Q. Progetto: 857.950

Scala H 1/200.00  
 Scala V 1/200.00

851.00

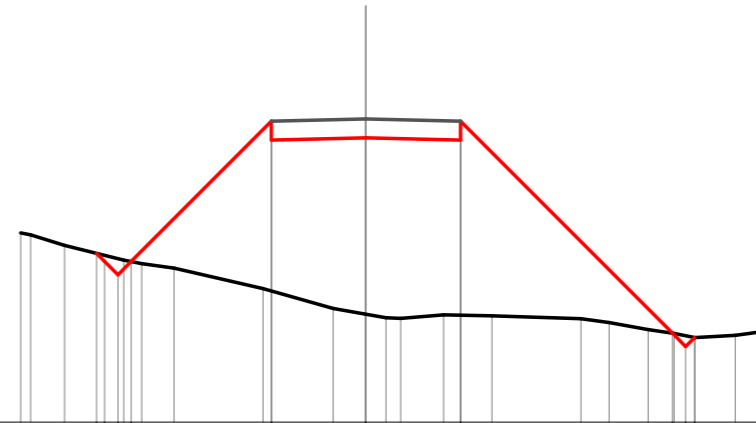


Quote	854.88 854.69 854.34 854.69	857.45	857.45	857.45	853.06 852.97
Parziali	0.35 0.35 0.35	3.26	2.50	2.50	4.89 0.35 0.35
Sviluppata Par.	0.35 0.35 0.35	4.60	2.50	2.50	6.92 0.35 0.35
Sviluppata	0.00 0.26 0.75 1.25	5.85	8.35	10.85	17.77 18.27 18.64
Progressiva	-6.64 -6.46 -6.11 -5.76	-2.50	0.00	2.50	7.39 8.01
Dislivelli	0.00 -0.14 -0.42 0.00	3.97	4.06	4.07	-0.00 0.00

Sezione: 20019  
 Progressiva: 100.000  
 Q. Progetto: 858.018

Scala H 1/200.00  
 Scala V 1/200.00

850.00

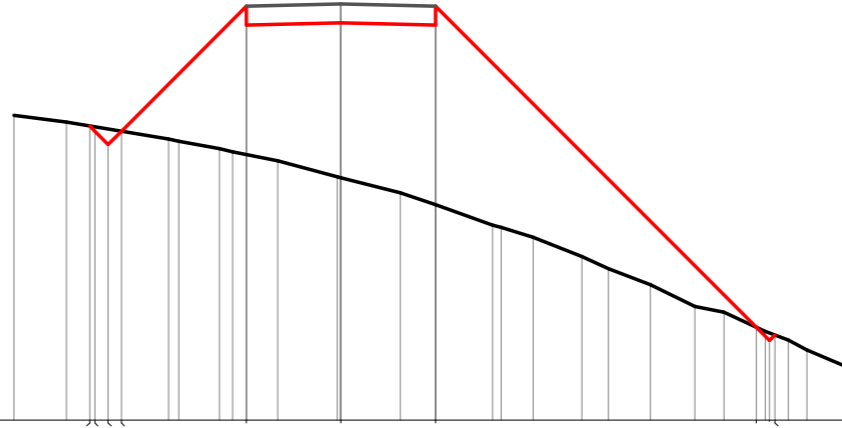


Quote	854.46	854.24	853.89	854.24	857.46	857.52	857.46	852.35	852.23
Parziali	0.35	0.35	0.35	0.35	3.71	2.50	2.50	5.61	0.35
Sviluppata Par.	0.35	0.35	0.35	0.35	5.25	2.50	2.50	7.93	0.35
Sviluppata	0.00	0.31	0.80	1.30	6.54	9.04	11.55	19.48	20.31
Progressiva	-7.13	-6.91	-6.56	-6.21	-2.50	0.00	2.50	8.11	8.70
Dislivelli	0.00	-0.16	-0.43	0.00	4.49	4.67	4.63	0.00	0.00

Sezione: 20020  
 Progressiva: 110.000  
 Q. Progetto: 859.004

Scala H 1/200.00  
 Scala V 1/200.00

848.00

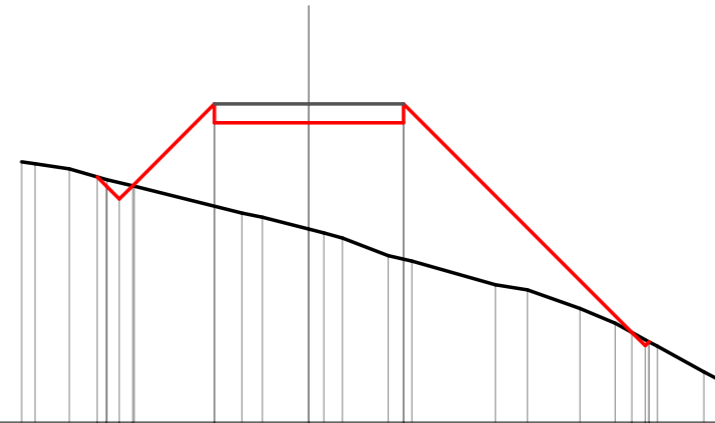


Quote	855.78	855.78	855.64	858.44	858.50	858.44	850.45	850.25
Parziali	0.35	0.35	3.31	2.50	2.50	8.49	0.35	
Sviluppata Par.	0.70	0.70	4.67	2.50	2.50	12.00	0.49	
Sviluppata	0.00	0.20	0.69	1.19	5.86	8.36	10.86	22.86
Progressiva	-6.64	-6.31	-5.81	-2.50	0.00	2.50	10.99	23.36
Dislivelli	0.00	-0.12	-0.41	0.00	3.92	4.10	4.75	-0.00

Sezione: 20021  
 Progressiva: 113.000  
 Q. Progetto: 859.411

Scala H 1/200.00  
 Scala V 1/200.00

851.00

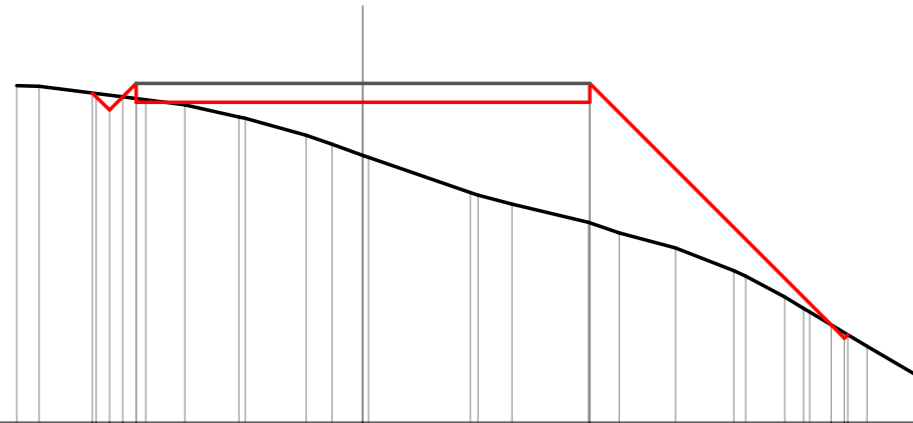


Quote	857.49	857.25	857.25	858.91	858.91	858.91	853.37	853.12
Parziali	0.34	0.35	2.16	2.50	2.50	6.04	0.35	
Sviluppata Par.	0.34	0.49	3.06	2.50	2.50	8.55	0.49	
Sviluppata	0.00	0.34	1.33	4.38	6.88	9.38	17.93	18.23
Progressiva	-5.60	-5.06	-4.66	-2.50	0.00	2.50	8.54	8.99
Dislivelli	0.00	-0.13	0.00	2.70	2.81	3.60	-0.00	0.00

Sezione: 20022  
 Progressiva: 117.000  
 Q. Progetto: 859.952

Scala H 1/200.00  
 Scala V 1/200.00

851.00

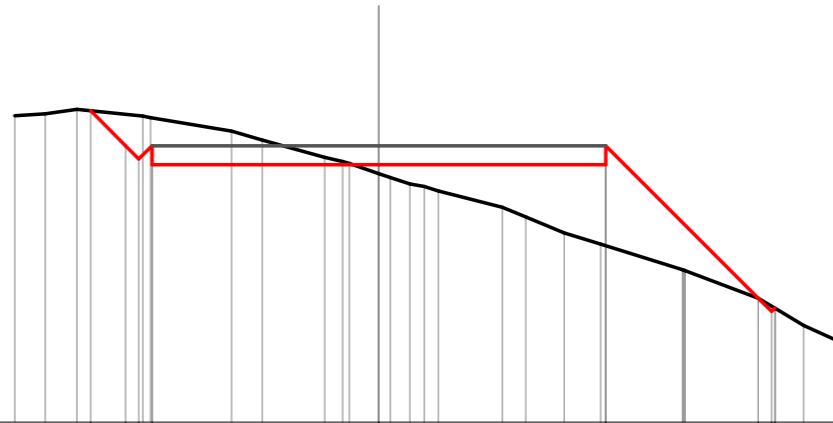


Quote	859.70	859.45	859.45	859.45	853.57	853.31
Parziali	0.35	6.00	6.00	6.38	0.35	
Sviluppata Par.	0.49	6.00	6.00	9.03	0.49	
Sviluppata	0.00	7.63	13.63	22.66	23.16	23.28
Progressiva	-7.16	0.00	6.00	12.38	12.82	
Dislivelli	0.00	1.40	3.18	0.00	0.00	

Sezione: 20023  
 Progressiva: 120.000  
 Q. Progetto: 860.305

Scala H 1/200.00  
 Scala V 1/200.00

853.00



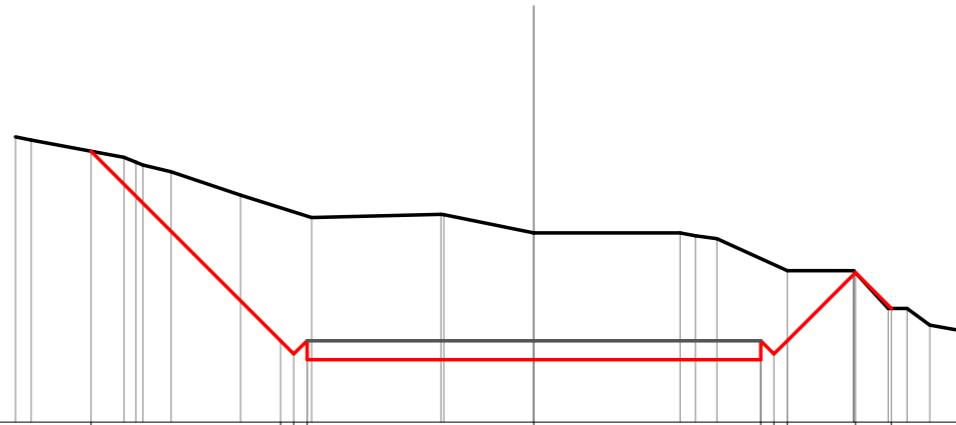
Quote	861.23	860.31	859.81	859.81	856.27	856.01
Parziali	0.93	0.35	6.00	6.00	4.03	0.35
Sviluppata Par.	1.31	0.49	6.00	6.00	5.70	0.49
Sviluppata	0.00	1.81	8.30	14.30	20.00	20.62
Progressiva	-7.63	-6.70	0.00	6.00	10.03	10.47
Dislivelli	0.00	-0.93	0.24	2.15	-0.00	0.00



Sezione: 20024  
 Progressiva: 130.000  
 Q. Progetto: 861.151

Scala H 1/200.00  
 Scala V 1/200.00

859.00

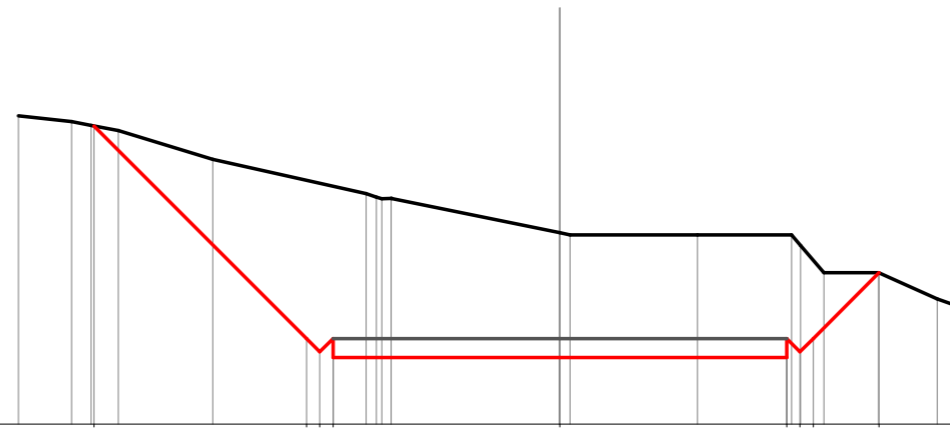


Quote	866.16	861.15 861.46 860.65	860.65	860.65	860.65 861.40 861.15	862.95	862.00
Parziali		5.01	0.35 0.35	6.00	6.00	0.35 0.35	1.80 0.95
Sviluppata Par.		7.08	0.49 0.49	6.00	6.00	0.49 0.49	2.55 1.35
Sviluppata	0.00	7.08 7.59 8.07		14.07		20.07 20.56 21.06	23.61 24.96
Progressiva	-11.71	-6.70 -6.26 -6.00		0.00		6.00 6.00 6.70	8.50 9.46
Dislivelli	-0.00	-3.51 -3.29		-3.35		-2.67 -2.35 -1.85	0.00 0.00

Sezione: 20025  
 Progressiva: 132.000  
 Q. Progetto: 861.260

Scala H 1/200.00  
 Scala V 1/200.00

859.00

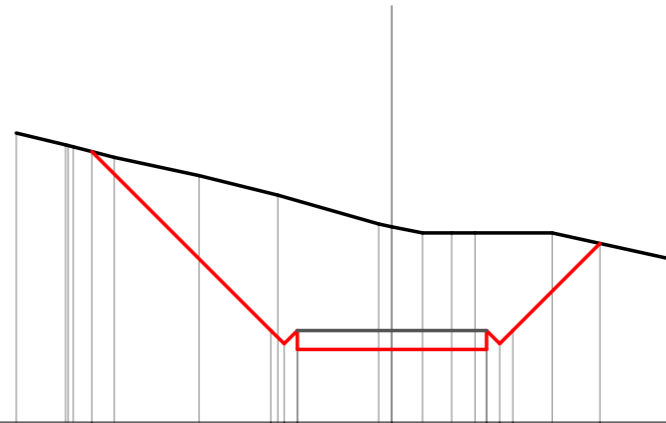


Quote	866.88	861.26 861.26 860.76	860.76	860.76 860.76 861.26	863.00
Parziali		5.62	6.00	6.00	1.74
Sviluppata Par.		7.95	6.00	6.00	2.46
Sviluppata	0.00	7.95 6.94	14.94	20.94 14.94 21.93	24.39
Progressiva	-12.32	-6.70 -6.70 -6.00	0.00	6.00 6.70 6.70	8.44
Dislivelli	0.00	-4.18 -4.18 -4.03	-3.30	-3.24 -2.07 -2.07	0.00

Sezione: 20026  
 Progressiva: 136.000  
 Q. Progetto: 861.417

Scala H 1/200.00  
 Scala V 1/200.00

859.00

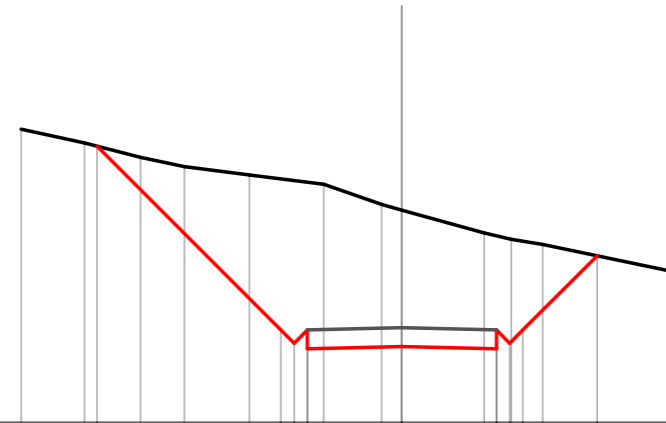


Quote		866.15		861.42 861.07 860.92		860.92		860.92 861.07 861.42		863.72
Parziali			4.74	0.35 0.35	2.50	2.50	0.35 0.35		2.30	
Sviluppata Par.			6.70	0.49 0.49	2.50	2.50	0.49 0.49		3.26	
Sviluppata		0.00		6.70 7.19 7.69		10.19		12.69 13.18 13.68		16.93
Progressiva		-7.94		-3.20 -2.85 -2.50		0.00		2.50 2.85 3.20		5.50
Dislivelli		0.00		-3.63 -3.89 -3.44		-3.25		-3.08 -2.83 -2.88		0.00

Sezione: 20027  
 Progressiva: 140.000  
 Q. Progetto: 861.494

Scala H 1/200.00  
 Scala V 1/200.00

859.00

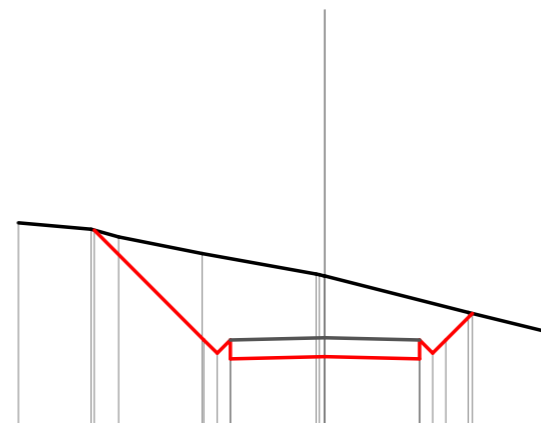


Quote	866.30	861.43	861.08	860.93	860.99	860.93	861.08	861.43	863.39
Parziali		4.87	0.35	0.35	2.50	2.50	0.35	0.35	1.96
Sviluppata Par.		6.88	0.49	0.49	2.50	2.50	0.49	0.49	2.77
Sviluppata	0.00	6.88	7.38	7.87	10.37	12.87	13.37	13.86	16.64
Progressiva	-8.07	-3.20	-2.85	-2.50	0.00	2.50	2.85	3.20	5.16
Dislivelli	0.00	-4.00	-4.30	-3.91	-3.61	-2.99	-2.76	-2.35	0.00

Sezione: 20028  
 Progressiva: 150.000  
 Q. Progetto: 861.336

Scala H 1/200.00  
 Scala V 1/200.00

859.00

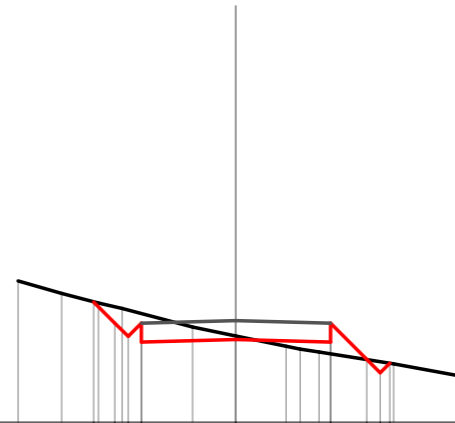


Quote	864.18	861.27 860.92 860.77	860.84	860.77 860.92 861.27	861.97
Parziali		2.90	2.50	2.50	0.35 0.35 0.70
Sviluppata Par.		4.10	2.50	2.50	0.70 0.35 0.59
Sviluppata	0.00	4.10 4.60 5.09	7.60	10.10 10.59 11.09	12.08
Progressiva	-6.10	-3.20 -2.85 -2.50	0.00	2.50 2.85 3.20	3.90
Dislivelli	-0.00	-2.38 -2.66 -2.15	-2.13	-1.55 -1.32 -0.88	0.00

Sezione: 20029  
 Progressiva: 160.000  
 Q. Progetto: 860.677

Scala H 1/200.00  
 Scala V 1/200.00

858.00

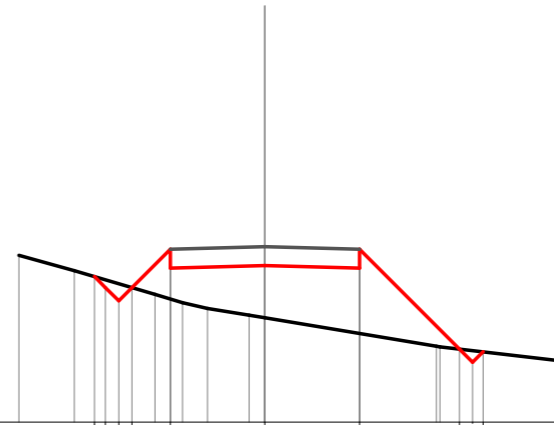


Quote		861.18	860.61	860.26	860.11		860.18		860.11	859.65	859.56
Parziali		0.56	0.35	0.35	2.50		2.50		0.96	0.35	
Sviluppata Par.		0.79	0.49	0.49	2.50		2.50		1.36	0.39	
Sviluppata		0.00	0.79	1.29	1.78		4.28		6.78	8.14	9.00
Progressiva		-3.76	-3.20	-2.85	-2.50		0.00		2.50	3.46	4.07
Dislivelli		0.00	-0.43	-0.69	-0.25		-0.10		0.31	0.00	0.00

Sezione: 20030  
 Progressiva: 170.000  
 Q. Progetto: 859.634

Scala H 1/200.00  
 Scala V 1/200.00

855.00

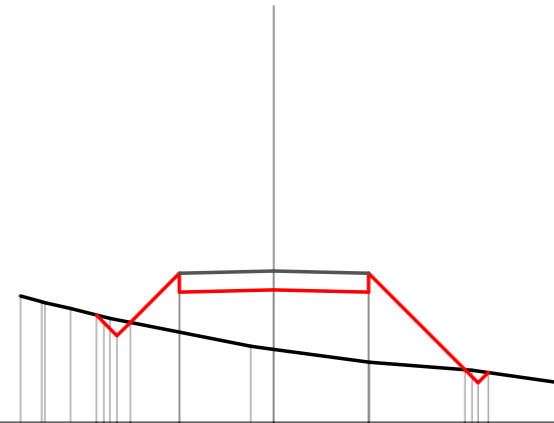


Quote		858.84	858.56	858.21	858.56	859.07	859.13	859.07	856.93	856.85
Parziali		0.36	0.35	0.35	1.02	2.50	2.50	2.64	0.35	0.38
Sviluppata Par.		0.36	0.71	1.06	1.44	2.50	2.50	3.74	0.49	0.38
Sviluppata		0.00	0.41	0.90	1.40	2.84	5.34	7.84	11.58	12.07
Progressiva		-4.51	-4.22	-3.87	-3.52	-2.50	0.00	2.50	5.14	5.77
Dislivelli		0.00	-0.20	-0.45	0.00	1.32	1.38	1.73	-0.00	0.00

Sezione: 20031  
 Progressiva: 180.000  
 Q. Progetto: 858.995

Scala H 1/200.00  
 Scala V 1/200.00

855.00



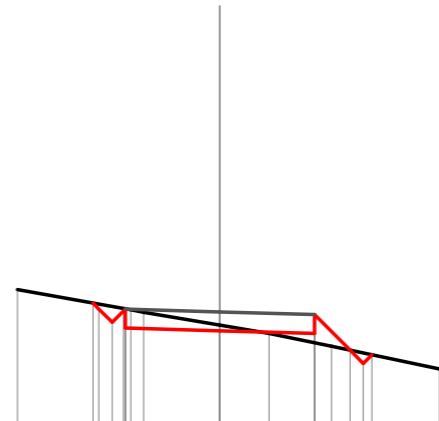
Quote	857.83	857.28	857.63	858.43	858.50	858.43	856.38	856.31
Parziali	0.35	0.35	1.30	2.50	2.50	2.55	0.35	0.27
Sviluppata Par.	0.35	0.49	1.84	2.50	2.50	3.60	0.49	0.27
Sviluppata	0.00	0.28	1.27	3.11	5.61	8.11	11.71	12.59
Progressiva	4.70	4.15	3.80	2.50	0.00	2.50	5.05	5.67
Dislivelli	0.00	-0.42	0.00	1.56	1.58	1.85	0.00	0.00



Sezione: 20032  
 Progressiva: 190.000  
 Q. Progetto: 858.913

Scala H 1/200.00  
 Scala V 1/200.00

856.00

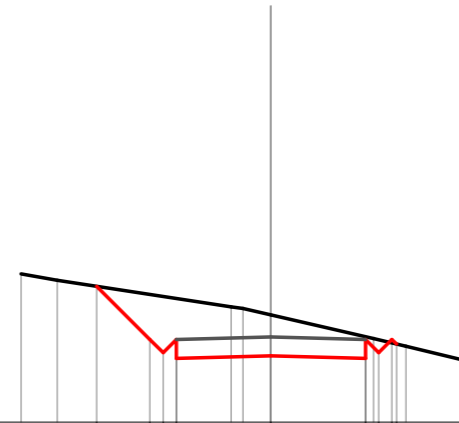


Quote	859.14	858.90	858.04	858.49	858.41	858.34	857.90	857.78
Parziali	0.35	0.35	2.50	2.50	0.94	0.35		
Sviluppata Par.	0.49	0.49	2.50	2.50	1.30	0.35		
Sviluppata	0.00	0.22	0.77	1.21	3.71	6.21	7.54	8.04
Progressiva	-3.36	-3.30	-2.85	-2.50	0.00	2.50	3.44	4.02
Dislivelli	-0.00	-0.13	-0.42	-0.00	-0.15	0.24	-0.00	0.00

Sezione: 20033  
 Progressiva: 200.000  
 Q. Progetto: 859.247

Scala H 1/200.00  
 Scala V 1/200.00

857.00

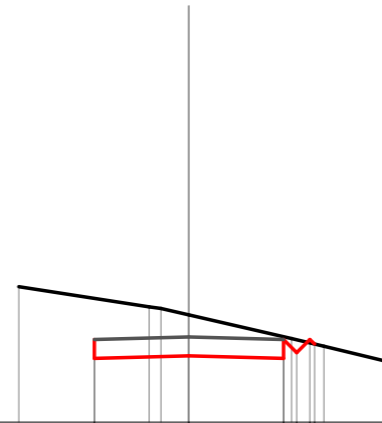


Quote		860.59	859.18 858.83 858.68		858.75		858.68 858.83	859.06
Parziali		1.41	0.35 0.49	2.50		2.50	0.35 0.35	
Sviluppata Par.		1.99	0.49 0.49	2.50		2.50	0.49 0.49	
Sviluppata		0.00	1.99 2.48 2.98		5.48		7.98 8.47 8.97	9.15
Progressiva		-4.61	-3.20 -2.85 -2.50		0.00		2.50 2.85 3.33	
Dislivelli		-0.00	-1.19 -1.49 -1.08		-1.08		-0.57 -0.34	0.00

Sezione: 20033  
 Progressiva: 200.000  
 Q. Progetto: 859.247

Scala H 1/200.00  
 Scala V 1/200.00

857.00

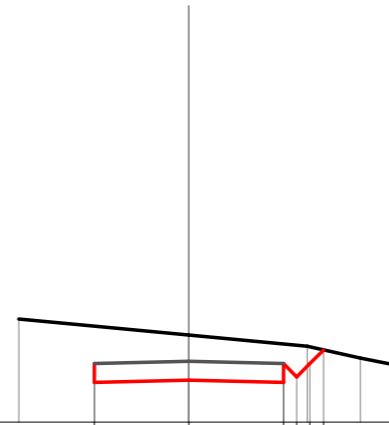


Quote	858.68	858.75	858.68	858.83	859.06
Parziali	2.50	2.50	0.35	0.35	
Sviluppata Par.	2.50	2.50	0.70	0.70	
Sviluppata	0.00	2.50	5.00	5.50	6.17
Progressiva	-2.50	0.00	2.50	2.85	3.33
Dislivelli	-1.08	-1.08	-0.57	-0.34	0.00

Sezione: 20034  
 Progressiva: 210.000  
 Q. Progetto: 859.605

Scala H 1/200.00  
 Scala V 1/200.00

858.00

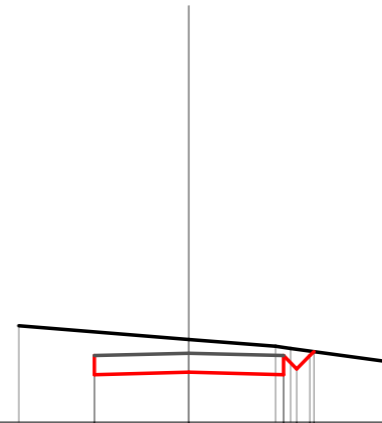


Quote	859.04	859.11	859.04	859.19	859.04	859.30
Parziali	2.50	2.50	0.35	0.35	0.35	0.35
Sviluppata Par.	2.50	2.50	0.19	0.19	0.15	0.15
Sviluppata	0.00	2.50	5.00	5.50	5.99	6.30
Progressiva	-2.50	0.00	2.50	2.85	3.20	3.55
Dislivelli	-0.99	-1.19	-1.02	-0.83	-0.44	0.00

Sezione: 20035  
 Progressiva: 220.000  
 Q. Progetto: 859.816

Scala H 1/200.00  
 Scala V 1/200.00

858.00

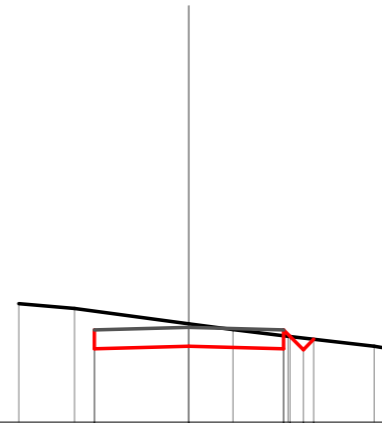


Quote	859.25	859.32	859.25	859.40	859.86
Parziali	2.50	2.50	0.35	0.35	
Sviluppata Par.	2.50	2.50	0.70	0.70	
Sviluppata	0.00	2.50	5.00	5.00	6.15
Progressiva	-2.50	0.00	2.50	2.85	3.31
Dislivelli	-0.63	-0.87	-0.72	-0.52	-0.00

Sezione: 20036  
 Progressiva: 230.000  
 Q. Progetto: 859.500

Scala H 1/200.00  
 Scala V 1/200.00

857.00

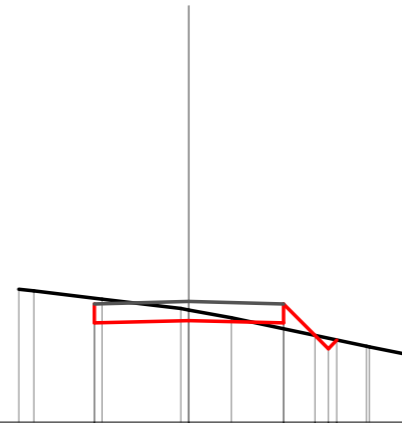


Quote	858.94	859.00	859.04	859.26	859.19
Parziali	2.50	2.50	0.35	0.35	0.25
Sviluppata Par.	2.50	2.50	0.35	0.35	0.25
Sviluppata	0.00	2.50	5.00	5.25	6.14
Progressiva	-2.50	0.00	2.60	2.66	3.30
Dislivelli	-0.49	-0.60	-0.34	0.00	0.00

Sezione: 20037  
 Progressiva: 240.000  
 Q. Progetto: 859.184

Scala H 1/200.00  
 Scala V 1/200.00

856.00

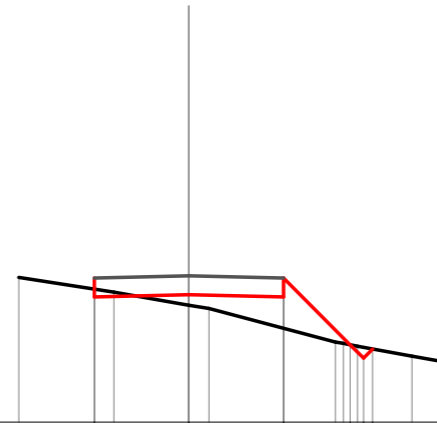


Quote	858.62	858.68	858.62	858.29	858.17
Parziali	2.50	2.50	0.83	0.35	0.21
Sviluppata Par.	2.50	2.50	1.18	0.49	0.38
Sviluppata	0.00	2.50	5.00	6.18	6.68
Progressiva	-2.50	0.00	2.50	3.33	3.91
Dislivelli	-0.15	-0.28	0.16	-0.00	0.00

Sezione: 20038  
 Progressiva: 250.000  
 Q. Progetto: 858.869

Scala H 1/200.00  
 Scala V 1/200.00

855.00



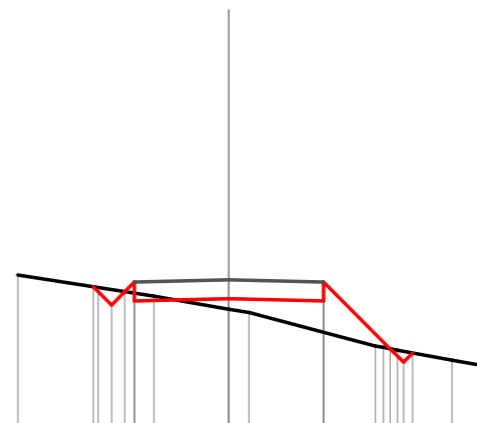
Quote	858.31	858.37	858.31	857.04	856.93
Parziali		2.50	2.50	1.77	0.35
Sviluppata Par.		2.50	2.50	2.50	0.49
Sviluppata	0.00	2.50	5.00	7.50	8.33
Progressiva	-2.50	0.00	2.50	4.27	4.85
Dislivelli	0.30	0.28	0.83	0.00	0.00



Sezione: 20038  
 Progressiva: 250.000  
 Q. Progetto: 858.869

Scala H 1/200.00  
 Scala V 1/200.00

855.00

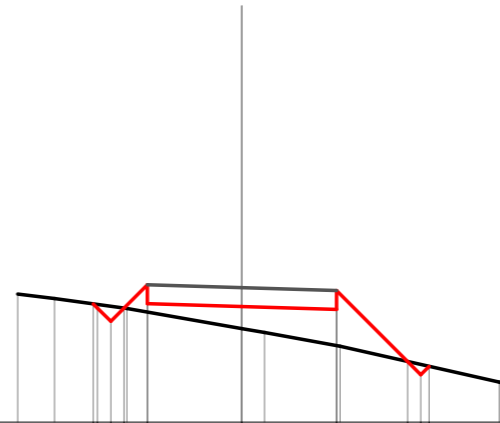


Quote	858.68	858.31	858.37	858.31	857.04	856.93
Parziali	0.35 0.35	2.50	2.50	1.77	0.35 0.35	
Sviluppata Par.	0.49 0.49	2.50	2.50	2.50	0.49 0.35	
Sviluppata	0.00 0.18 0.99	1.53	4.03	6.54	9.03 9.53	9.86
Progressiva	-3.58 -3.46	-2.50	0.00	2.50	4.27 4.85	
Dislivelli	0.00 -0.11	0.30	0.28	0.83	0.00 0.00	

Sezione: 20039  
 Progressiva: 260.000  
 Q. Progetto: 858.553

Scala H 1/200.00  
 Scala V 1/200.00

855.00

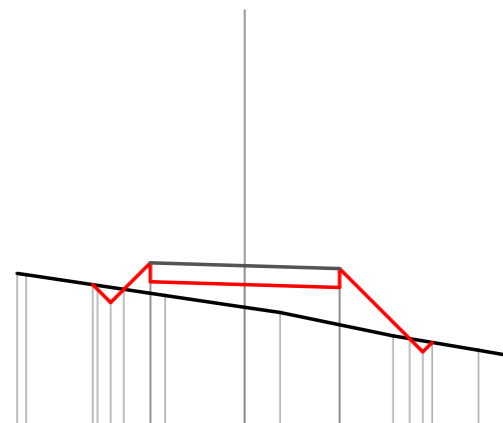


Quote	858.12	858.01	857.96	858.05	857.98	856.60	856.47
Parziali	0.35	0.35	0.62	2.50	2.50	1.88	0.35
Sviluppata Par.	0.70	0.70	0.87	2.50	2.50	2.66	0.70
Sviluppata	0.00	0.16	0.65	4.52	7.02	9.68	10.49
Progressiva	-3.93	-3.82	-3.47	0.00	2.50	4.38	4.95
Dislivelli	0.00	-0.10	0.40	0.58	0.96	0.00	0.00

Sezione: 20040  
 Progressiva: 270.000  
 Q. Progetto: 858.237

Scala H 1/200.00  
 Scala V 1/200.00

854.00

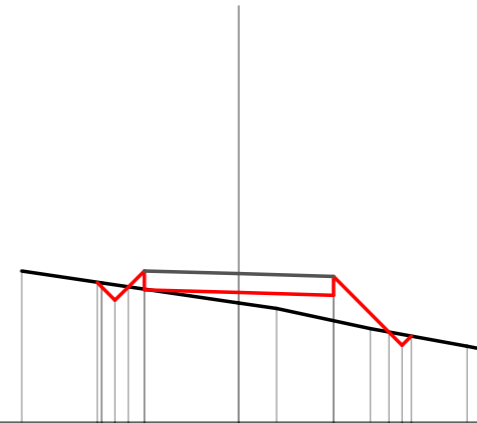


Quote	857.74	857.81	857.74	857.66	856.31	856.21
Parziali	0.35	0.70	2.50	2.50	1.86	0.35
Sviluppata Par.	0.49	0.99	2.50	2.50	2.62	0.35
Sviluppata	0.00	0.19	0.67	2.16	4.66	7.16
Progressiva	-4.02	-3.80	-2.50	0.00	2.50	4.36
Dislivelli	-0.00	-0.11	-0.89	0.60	0.99	-0.00

Sezione: 20041  
 Progressiva: 280.000  
 Q. Progetto: 857.922

Scala H 1/200.00  
 Scala V 1/200.00

854.00

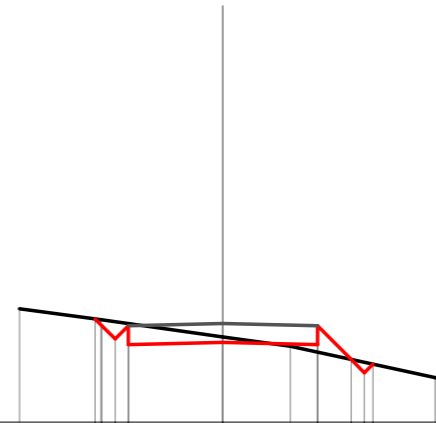


Quote	857.69	857.57	857.50	857.42	857.35	856.38	856.27
Parziali	0.35	0.35	2.50	2.50	1.47	0.35	
Sviluppata Par.	0.49	0.49	2.50	2.50	2.07	0.35	
Sviluppata	0.00	0.17	0.66	1.16	1.76	4.26	6.76
Progressiva	-3.75	-3.83	-3.98	-2.50	0.00	2.50	3.97
Dislivelli	0.00	-0.10	-0.40	-0.00	0.49	0.28	0.67

Sezione: 20042  
 Progressiva: 290.000  
 Q. Progetto: 857.606

Scala H 1/200.00  
 Scala V 1/200.00

855.00

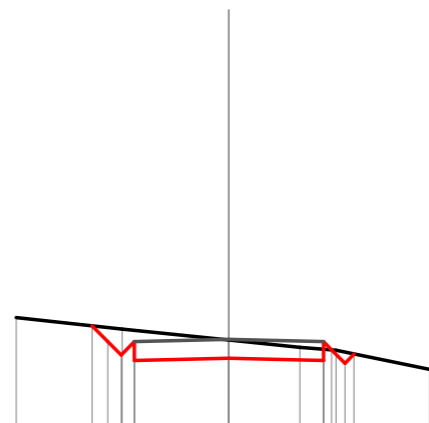


Quote	857.72 857.54 857.19 857.04	857.11	857.04 856.65 856.53
Parziali	0.35 0.35 0.35	2.50	2.50 0.89 0.35
Sviluppata Par.	0.35 0.35 0.35	2.50	2.50 1.26 0.35
Sviluppata	0.00 0.26 0.75 1.25	3.75	6.25 7.51 8.00 8.32
Progressiva	3.38 3.20 2.85 2.50	0.00	2.50 3.39 3.97
Dislivelli	-0.00 -0.16 -0.46 -0.06	-0.14	0.20 0.00 0.00

Sezione: 20043  
 Progressiva: 300.000  
 Q. Progetto: 857.290

Scala H 1/200.00  
 Scala V 1/200.00

855.00

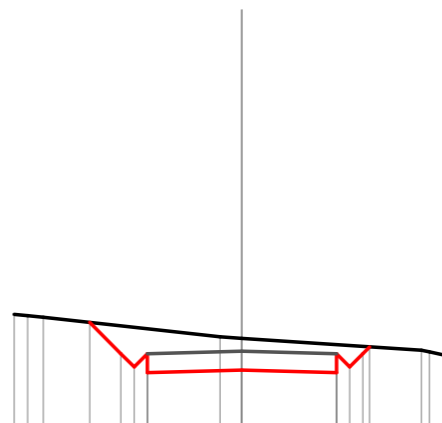


Quote	857.65 857.23 856.88 856.73		856.79	856.73 857.01 856.90
Parziali	0.42 0.35 0.35	2.50	2.50	0.35 0.24
Sviluppata Par.	0.60 0.49 0.49	2.50	2.50	0.01 0.01
Sviluppata	0.00 0.60 1.09 1.59		4.09	6.59 6.99 7.73
Progressiva	-3.62 -3.20 -2.85 -2.50		0.00	2.50 2.72 3.31
Dislivelli	0.00 -0.38 -0.69 -0.30		-0.48	-0.30 0.00 0.00

Sezione: 20044  
 Progressiva: 310.000  
 Q. Progetto: 856.975

Scala H 1/200.00  
 Scala V 1/200.00

855.00

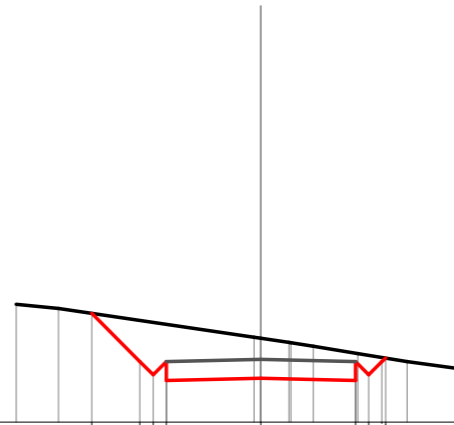


Quote		857.74	856.91	856.56	856.41	856.47	856.41	856.56	857.09
Parziali		0.82	0.49	0.35	2.50	2.50	0.35	0.35	0.35
Sviluppata Par.		1.17	0.49	0.35	2.50	2.50	0.49	0.35	0.35
Sviluppata		0.00	1.17	1.66	4.66	4.66	7.16	7.65	8.40
Progressiva		-4.02	-3.20	-2.85	0.00	0.00	2.50	2.85	3.38
Dislivelli		-0.00	-0.73	-1.05	-0.66	-0.84	-0.74	-0.56	0.00

Sezione: 20045  
 Progressiva: 320.000  
 Q. Progetto: 856.659

Scala H 1/200.00  
 Scala V 1/200.00

855.00



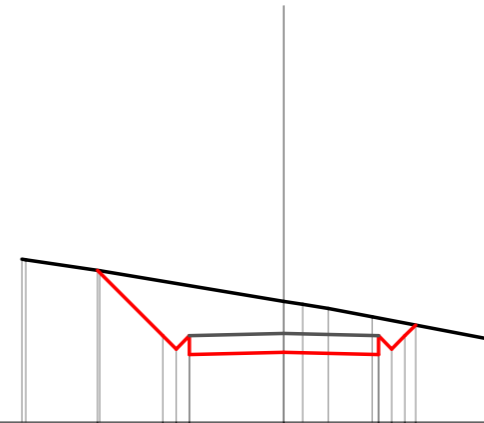
Quote		857.87	856.60	856.25	856.10	856.16	856.10	856.25	856.69
Parziali		1.27	0.35	0.35	2.50	2.50	0.35	0.35	
Sviluppata Par.		1.80	0.49	0.49	2.50	2.50	0.49	0.49	
Sviluppata		0.00	1.80	2.30	2.79	5.29	7.79	8.29	8.92
Progressiva		-4.47	-3.20	-2.85	-2.50	0.00	2.50	2.85	3.30
Dislivelli		0.00	-1.09	-1.39	-0.99	-1.06	-0.72	-0.52	0.00



Sezione: 20046  
 Progressiva: 330.000  
 Q. Progetto: 856.343

Scala H 1/200.00  
 Scala V 1/200.00

854.00

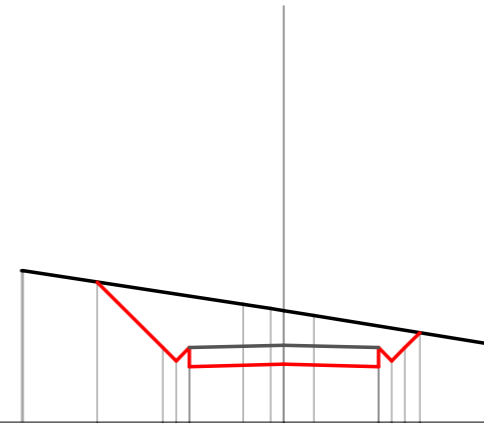


Quote		856.01	856.28 855.93 855.78	855.84	855.78 855.93 856.56
Parziali		1.73	0.35 0.35	2.50	2.50 0.35 0.35
Sviluppata Par.		2.44	0.49 0.49	2.50	2.50 0.49 0.49
Sviluppata		0.00	2.44 2.04 3.43	5.93	8.43 8.93 9.42 9.82
Progressiva		-4.93	-3.20 -2.85 -2.50	0.00	2.50 2.85 3.48
Dislivelli		0.00	-1.44 -1.73 -1.33	-1.35	-0.97 -0.75 -0.00

Sezione: 20047  
 Progressiva: 340.000  
 Q. Progetto: 856.028

Scala H 1/200.00  
 Scala V 1/200.00

854.00

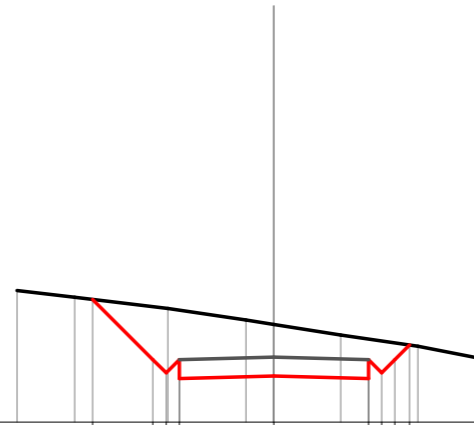


Quote		857.70	855.97 855.62 855.47	855.53	855.47 855.62 855.97	856.36
Parziali		1.74	0.35 0.35	2.50	2.50	0.35 0.35 0.40
Sviluppata Par.		2.45	0.49 0.49	2.50	2.50	0.49 0.49 0.56
Sviluppata		0.00	2.45 2.95 3.44	5.94	8.45	8.94 9.44 10.00
Progressiva		-4.94	-3.20 -2.85 -2.50	0.00	2.50	2.85 3.20 3.60
Dislivelli		0.00	-1.47 -1.77 -1.36	-1.42	-1.07	-0.87 -0.46 -0.00

Sezione: 20048  
 Progressiva: 350.000  
 Q. Progetto: 855.712

Scala H 1/200.00  
 Scala V 1/200.00

854.00

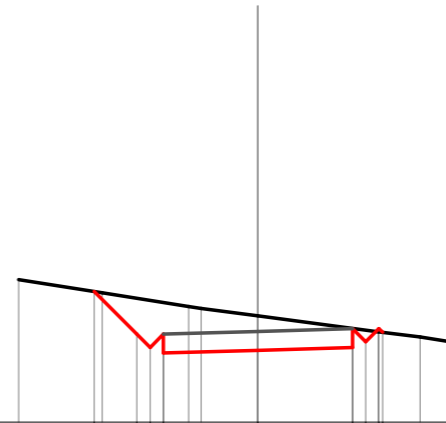


Quote		857.24	855.65	855.30	855.15	855.21	855.15	855.30	855.65	856.03
Parziali		1.59	0.35	0.35	2.50	2.50	0.35	0.35	0.35	0.38
Sviluppata Par.		2.25	0.49	0.49	2.50	2.50	0.49	0.49	0.54	
Sviluppata		0.00	2.25	2.75	3.24	5.74	8.24	8.74	9.23	9.77
Progressiva		-4.79	-3.20	-2.85	-2.50	0.00	2.50	2.85	3.20	3.56
Dislivelli		0.00	-1.40	-1.71	-1.30	-1.37	-1.04	-0.84	-0.44	-0.00

Sezione: 20049  
 Progressiva: 360.000  
 Q. Progetto: 855.396

Scala H 1/200.00  
 Scala V 1/200.00

853.00

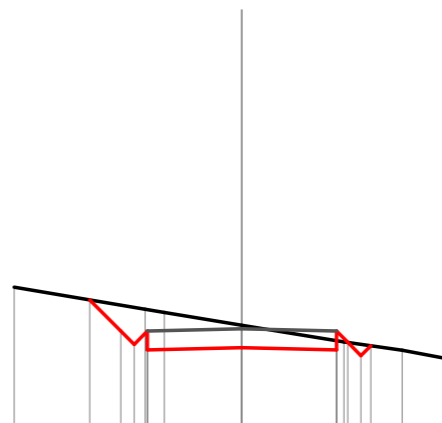


Quote		856.45	855.32	854.97	854.82	854.90	854.97	855.12	855.37
Parziali		1.13	0.35	0.49	2.50	2.50	0.35	0.35	
Sviluppata Par.		1.60	0.49	0.49	2.50	2.50	0.49	0.49	
Sviluppata		0.00	1.60	2.09	2.59	5.09	7.59	8.09	8.72
Progressiva		-4.33	-3.20	-2.85	-2.50	0.00	2.50	2.85	3.30
Dislivelli		0.00	-0.95	-1.24	-0.84	-0.91	-0.51	-0.31	0.00

Sezione: 20050  
 Progressiva: 370.000  
 Q. Progetto: 854.571

Scala H 1/200.00  
 Scala V 1/200.00

852.00

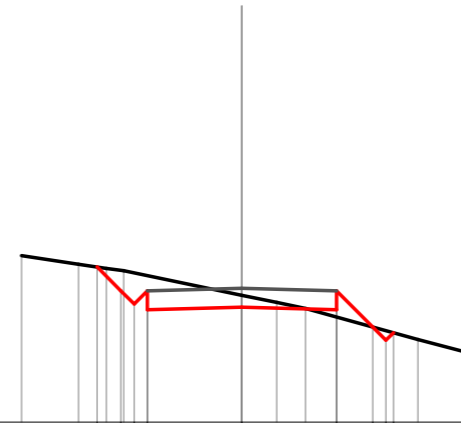


Quote		855.33	854.51	854.16	854.01	854.07	854.01	854.21	854.12
Parziali		0.82	0.49	0.35	2.50	2.50	0.38	0.35	0.38
Sviluppata Par.		1.16	0.49	0.35	2.50	2.50	0.42	0.37	0.38
Sviluppata		0.00	1.16	1.66	2.15	4.65	7.16	7.57	8.44
Progressiva		-4.02	-3.20	-2.85	-2.50	0.00	2.50	2.80	3.41
Dislivelli		-0.00	-0.68	-0.97	-0.56	-0.60	-0.25	0.00	0.00

Sezione: 20051  
 Progressiva: 380.000  
 Q. Progetto: 853.534

Scala H 1/200.00  
 Scala V 1/200.00

850.00

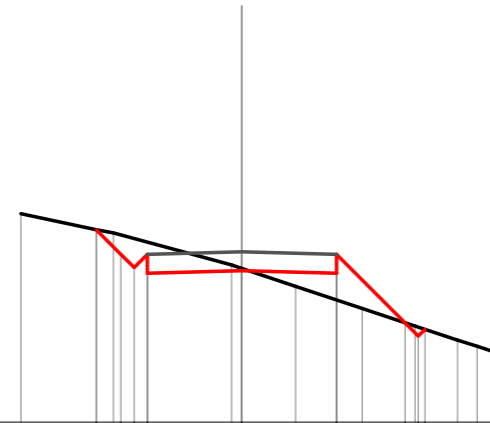


Quote			854.10	853.47	853.12	852.97		853.03		852.97	852.51	852.36
Parziali			0.63	0.35	0.35		2.50		2.50	0.96	0.35	
Sviluppata Par.			0.89	0.49	0.49		2.50		2.50	1.36	0.39	
Sviluppata			0.00	0.89	1.38	1.88		4.38		6.88	8.24	9.01
Progressiva			-3.83	-3.20	-2.85	-2.50		0.00		2.50	3.46	4.01
Dislivelli			-0.00	-0.54	-0.82	-0.40		-0.32		0.20	0.00	0.00

Sezione: 20052  
 Progressiva: 390.000  
 Q. Progetto: 852.497

Scala H 1/200.00  
 Scala V 1/200.00

848.00

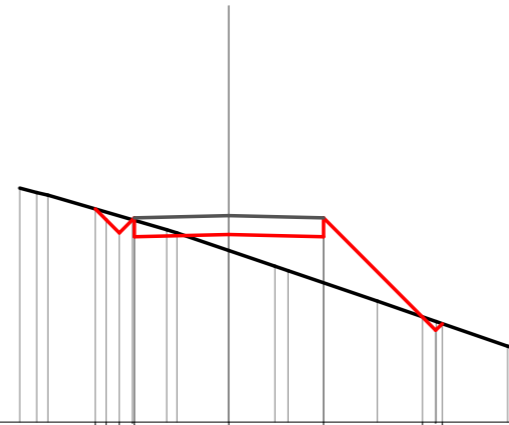


Quote	853.08	852.43	852.08	851.93	852.00	851.93	850.62	850.45
Parziali	0.65	0.35	2.50	2.50	1.81	0.35		
Sviluppata Par.	0.91	0.49	2.50	2.50	2.56	0.79		
Sviluppata	0.00	0.91	1.41	1.90	4.40	6.91	9.47	10.21
Progressiva	-3.85	-3.20	-2.85	-2.50	0.00	2.50	4.31	4.84
Dislivelli	0.00	-0.51	-0.77	-0.32	-0.06	0.71	0.00	-0.00

Sezione: 20053  
 Progressiva: 400.000  
 Q. Progetto: 851.460

Scala H 1/200.00  
 Scala V 1/200.00

846.00



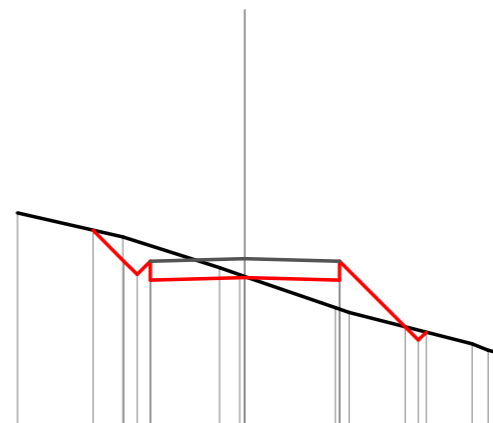
Quote		851.64	851.35	851.00	850.90	850.96	850.90	848.78	848.60
Parziali		0.35	0.35	2.50	2.50	2.50	2.62	0.35	
Sviluppata Par.		0.06	0.39	2.50	2.50	2.50	3.71	0.49	
Sviluppata		0.00	0.40	1.38	3.96	6.46	10.17	10.66	10.90
Progressiva		-3.53	-2.90	-2.50	0.00	2.50	5.12	5.64	
Dislivelli		-0.00	-0.45	0.06	0.43	1.22	0.00	0.00	



Sezione: 20054  
 Progressiva: 410.000  
 Q. Progetto: 850.423

Scala H 1/200.00  
 Scala V 1/200.00

846.00

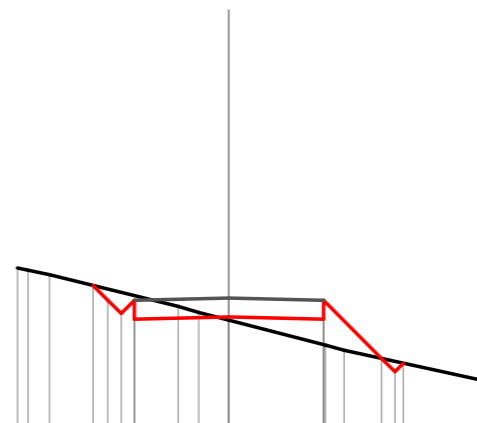


Quote		851.18	850.36	850.01	849.86	849.92	849.86	848.62	848.48
Parziali		0.82	0.35	2.50	2.50	1.74	0.35	0.21	
Sviluppata Par.		1.16	0.49	2.50	2.50	2.46	0.49	0.21	
Sviluppata		0.00	1.16	1.65	2.15	4.65	7.15	9.61	10.40
Progressiva		-4.02	-3.20	-2.85	-2.50	0.00	2.50	4.24	4.80
Dislivelli		0.00	-0.63	-0.87	-0.41	-0.03	0.77	0.00	-0.00

Sezione: 20055  
 Progressiva: 420.000  
 Q. Progetto: 849.386

Scala H 1/200.00  
 Scala V 1/200.00

846.00

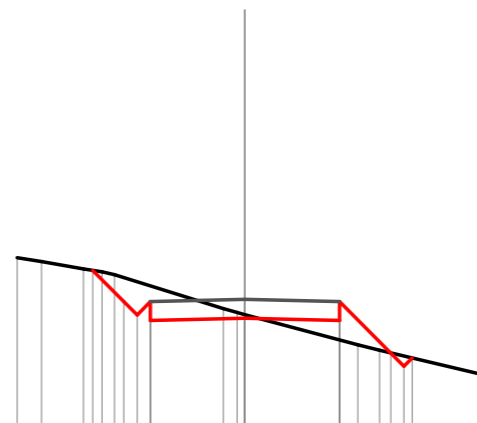


Quote	849.72	849.32	848.97	848.82	848.89	848.82	847.78	847.66
Parziali	0.39	0.36	0.35	2.50	2.50	1.54	0.35	0.12
Sviluppata Par.	0.56	0.49	0.49	2.50	2.50	2.18	0.49	0.02
Sviluppata	0.00	0.56	1.05	1.55	4.05	6.55	8.72	9.22
Progressiva	3.59	3.20	2.85	2.50	0.00	2.50	4.04	4.61
Dislivelli	0.00	-0.20	-0.56	-0.12	0.09	0.67	0.00	-0.00

Sezione: 20056  
 Progressiva: 430.000  
 Q. Progetto: 848.349

Scala H 1/200.00  
 Scala V 1/200.00

845.00

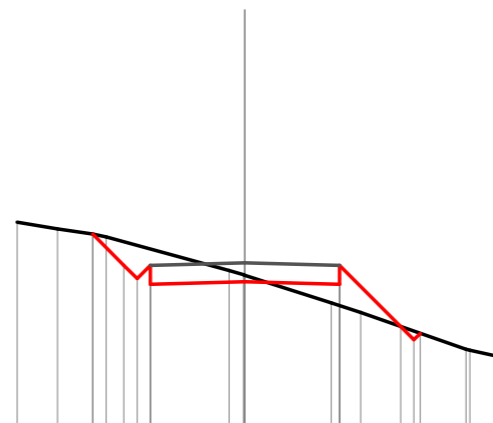


Quote		849.11	848.29	847.94	847.79	847.85	847.79	846.93	846.80
Parziali		0.83	0.35	0.35	2.50	2.50	1.36	0.35	0.35
Sviluppata Par.		1.17	0.49	0.49	2.50	2.50	1.92	0.79	0.79
Sviluppata		0.00	1.17	1.66	2.16	4.66	7.16	9.08	9.88
Progressiva		-4.03	-3.20	-2.85	-2.50	0.00	2.50	3.86	4.42
Dislivelli		-0.00	-0.64	-0.88	-0.42	-0.10	0.51	0.00	0.00

Sezione: 20057  
 Progressiva: 440.000  
 Q. Progetto: 847.312

Scala H 1/200.00  
 Scala V 1/200.00

843.00

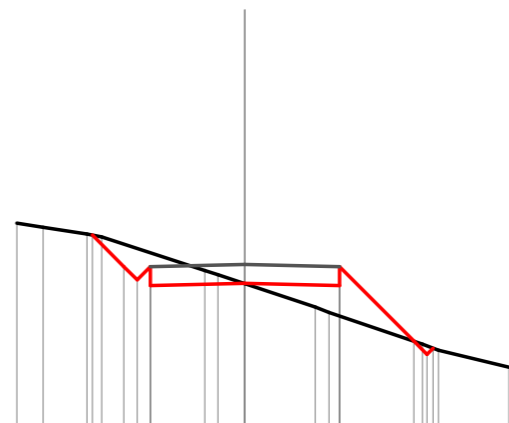


Quote		848.07	847.25	846.90	846.75	846.81	846.75	845.63	845.45
Parziali		0.82	0.35	2.50	2.50	1.62	0.35		
Sviluppata Par.		1.17	0.49	2.50	2.50	2.29	0.39		
Sviluppata		0.00	1.17	1.66	4.66	7.16	9.45	10.18	
Progressiva		-4.02	-3.20	-2.85	0.00	2.50	4.12	4.64	
Dislivelli		0.00	-0.62	-0.88	-0.43	-0.18	0.57	-0.00	0.00

Sezione: 20058  
 Progressiva: 450.000  
 Q. Progetto: 846.275

Scala H 1/200.00  
 Scala V 1/200.00

842.00

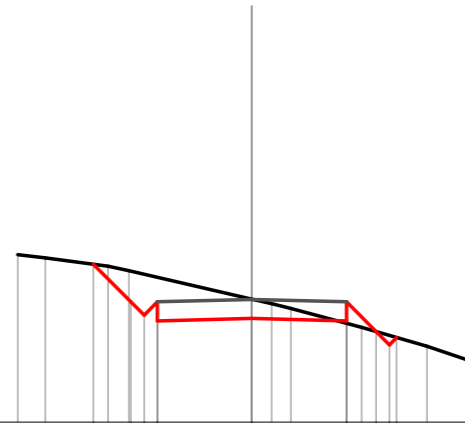


Quote		847.05	846.21	845.86	845.71	845.78	845.71	844.25	844.06
Parziali		0.83	0.35	0.35	2.50	2.50	1.97	0.35	
Sviluppata Par.		1.18	0.49	0.49	2.50	2.50	2.78	0.49	
Sviluppata		0.00	1.18	1.68	2.17	4.67	7.17	9.95	10.68
Progressiva		-4.03	-3.20	-2.85	-2.50	0.00	2.50	4.47	4.98
Dislivelli		0.00	-0.60	-0.83	-0.37	0.01	0.80	0.00	0.00

Sezione: 20059  
 Progressiva: 460.000  
 Q. Progetto: 845.238

Scala H 1/200.00  
 Scala V 1/200.00

842.00

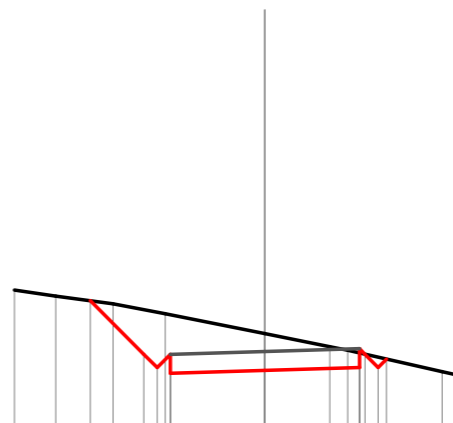


Quote		846.17	845.18	844.83	844.68	844.74	844.68	844.39	844.23
Parziali		0.99	0.35	0.35	2.50	2.50	0.78	0.35	0.35
Sviluppata Par.		1.41	0.49	0.49	2.50	2.50	1.11	0.49	0.35
Sviluppata		0.00	1.41	1.90	2.40	4.90	7.40	8.51	9.27
Progressiva		-4.19	-3.20	-2.85	-2.50	0.00	2.50	3.28	3.83
Dislivelli		-0.00	-0.81	-1.08	-0.65	-0.51	0.07	0.00	0.00

Sezione: 20060  
 Progressiva: 470.000  
 Q. Progetto: 843.968

Scala H 1/200.00  
 Scala V 1/200.00

842.00

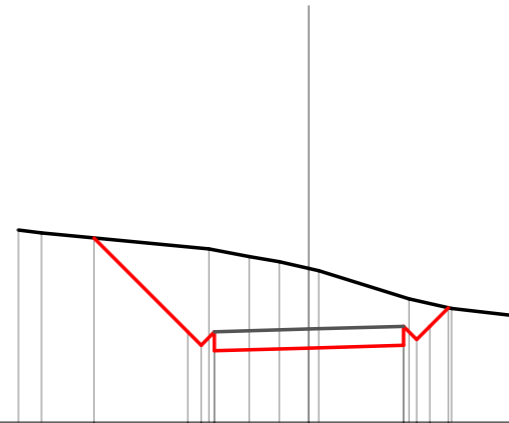


Quote		845.31	843.89	843.54	843.39	843.47	843.54	843.77
Parziali		1.42	0.35	0.35	2.50	2.50	0.35	0.35
Sviluppata Par.		2.01	0.39	0.39	2.50	2.50	0.39	0.39
Sviluppata		0.00	2.01	2.51	3.00	5.50	8.00	8.21
Progressiva		-4.62	-3.20	-2.85	-2.50	0.00	2.50	3.22
Dislivelli		-0.00	-1.18	-1.47	-1.05	-0.97	-0.39	0.00

Sezione: 20061  
 Progressiva: 480.000  
 Q. Progetto: 841.456

Scala H 1/200.00  
 Scala V 1/200.00

839.00



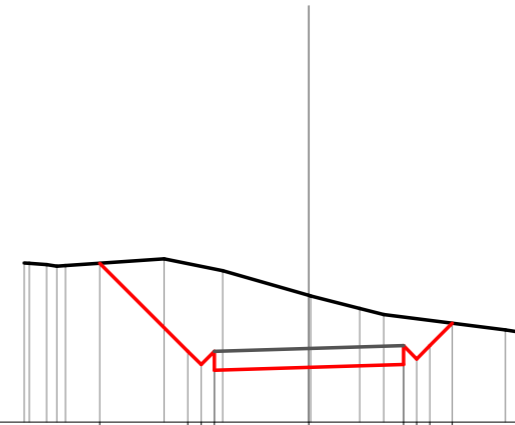
Quote		843.87	841.38 841.03 840.88	840.96	841.03 841.18 841.53 842.02
Parziali		2.49	0.35 0.35	2.50	2.50 0.35 0.35 0.49
Sviluppata Par.		3.52	0.49 0.49	2.50	2.50 0.49 0.69
Sviluppata		0.00	3.52 4.01 4.51	7.01	9.51 10.00 10.50 11.19
Progressiva		-5.69	-3.20 -2.85 -2.50	0.00	2.50 3.20 3.69
Dislivelli		-0.00	-2.25 -2.67 -2.17	-2.10	-1.27 -1.03 -0.60 0.00



Sezione: 20062  
 Progressiva: 490.000  
 Q. Progetto: 838.943

Scala H 1/200.00  
 Scala V 1/200.00

837.00

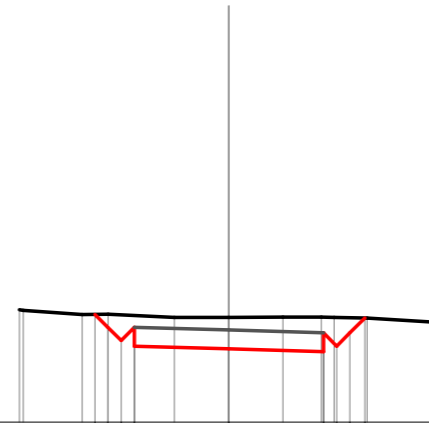


Quote		841.20		838.87 838.52 838.37		838.44		838.52 838.67 839.02		839.61
Parziali			2.33	0.35 0.35		2.50		2.50		0.35 0.35 0.59
Sviluppata Par.			3.29	0.49 0.49		2.50		2.50		0.79 0.79 0.84
Sviluppata		0.00		3.29 3.79 4.28		6.78		9.29 9.78 10.28		11.12
Progressiva		-5.53		-3.20 -2.85 -2.50		0.00		2.50 2.85 3.20		3.79
Dislivelli		-0.00		-2.32 -2.60 -2.18		-1.90		-1.26 -1.06 -0.67		0.00

Sezione: 20063  
 Progressiva: 500.000  
 Q. Progetto: 836.431

Scala H 1/200.00  
 Scala V 1/200.00

834.00

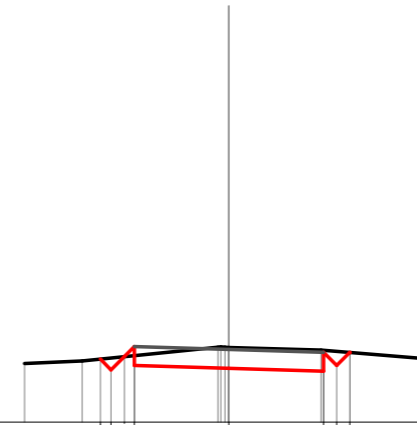


Quote	836.85	836.51	836.16	836.01	835.93	835.86	836.01	836.36	836.75
Parziali	0.34	0.35	0.35	2.50	2.50	0.35	0.35	0.39	
Sviluppata Par.	0.48	0.49	0.49	2.50	2.50	0.49	0.49	0.55	
Sviluppata	0.00	0.48	0.97	1.47	3.97	6.47	6.97	7.46	8.01
Progressiva	-3.54	-3.20	-2.85	-2.50	0.00	2.50	2.85	3.20	3.59
Dislivelli	0.00	-0.34	-0.68	-0.31	-0.84	-0.91	-0.76	-0.40	0.00

Sezione: 20064  
 Progressiva: 510.000  
 Q. Progetto: 833.919

Scala H 1/200.00  
 Scala V 1/200.00

832.00

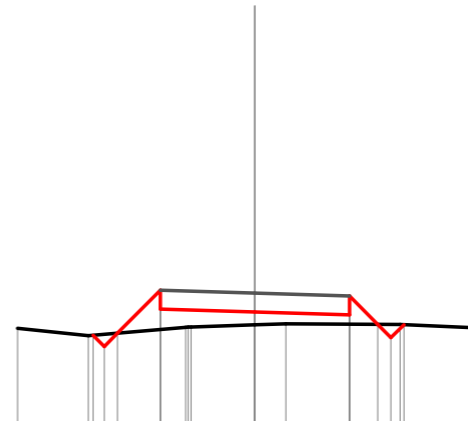


Quote	833.66	833.38	833.49	833.42	833.34	833.49	833.64
Parziali	0.38	0.35	2.50	2.50	0.35	0.35	
Sviluppata Par.	0.41	0.38	2.50	2.50	0.49	0.49	
Sviluppata	0.00	0.41	9.28	3.78	6.28	6.77	7.27
Progressiva	-3.40	-3.12	-2.50	0.00	2.50	2.85	3.20
Dislivelli	0.00	-0.32	0.24	-0.55	-0.55	-0.37	0.01

Sezione: 20065  
 Progressiva: 520.000  
 Q. Progetto: 831.406

Scala H 1/200.00  
 Scala V 1/200.00

828.00

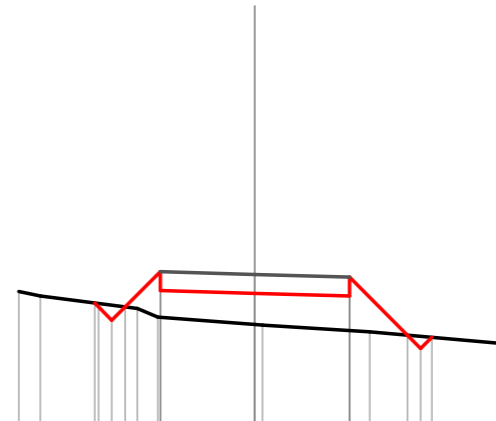


Quote		830.29	830.00	830.35	830.98	830.91	830.83	830.58	830.57
Parziali		0.28	0.35	1.13	2.50	2.50	0.75	0.35	0.34
Sviluppata Par.		0.02	0.49	1.60	2.50	2.50	1.06	0.49	0.08
Sviluppata		0.00	0.42	2.52	5.02	7.52	8.59	9.07	9.56
Progressiva		-4.28	-3.98	-3.63	-2.50	0.00	2.50	3.25	3.94
Dislivelli		0.00	-0.32	0.00	1.04	0.34	0.24	0.00	0.00

Sezione: 20066  
 Progressiva: 530.000  
 Q. Progetto: 828.903

Scala H 1/200.00  
 Scala V 1/200.00

825.00

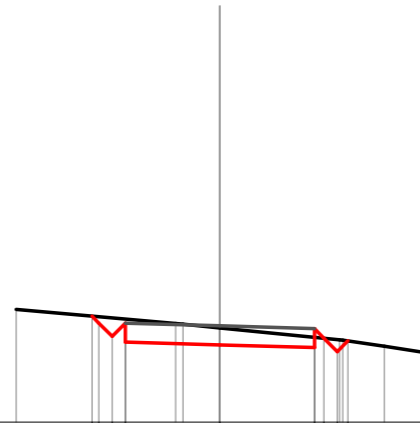


Quote	828.15	828.04	828.48	828.40	828.33	827.29	827.24
Parziali	0.35	0.94	2.50	2.50	1.53	0.35	0.28
Sviluppata Par.	0.49	1.32	2.50	2.50	2.17	0.49	0.11
Sviluppata	0.00	0.15	0.64	1.14	2.46	4.96	7.46
Progressiva	-4.24	-4.14	-3.79	-3.44	-2.50	0.00	2.50
Dislivelli	-0.00	-0.09	-0.40	-0.00	1.21	0.83	0.91

Sezione: 20067  
 Progressiva: 540.000  
 Q. Progetto: 826.541

Scala H 1/200.00  
 Scala V 1/200.00

824.00

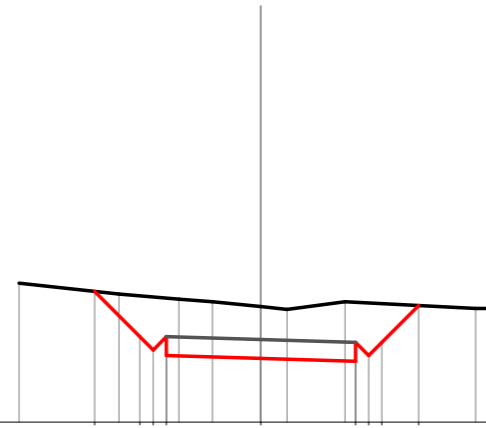


Quote	826.80 826.60 826.27 826.12	826.04	825.97 826.21 826.14
Parziali	0.35 0.35 0.35	2.50	2.50 0.35 0.35
Sviluppata Par.	0.35 0.35 0.35	2.50	2.50 0.35 0.35
Sviluppata	0.00 0.26 0.75 1.25	3.75	6.25 6.61 7.50
Progressiva	3.38 3.20 2.85 2.50	0.00	2.50 2.75 3.38
Dislivelli	0.00 -0.17 -0.49 -0.11	-0.45	-0.27 0.00 -0.00

Sezione: 20068  
 Progressiva: 550.000  
 Q. Progetto: 824.178

Scala H 1/200.00  
 Scala V 1/200.00

822.00

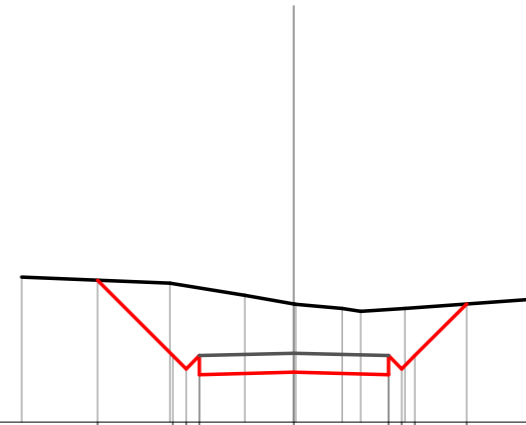


Quote		825.45	824.25	823.90	823.75	823.68	823.60	823.75	824.10	825.08
Parziali		1.20	0.35	0.35	2.50	2.50	0.35	0.35	0.97	
Sviluppata Par.		1.70	0.49	0.49	2.50	2.50	0.49	0.49	1.38	
Sviluppata		0.00	1.70	2.19	2.69	5.19	7.69	8.18	8.68	10.06
Progressiva		-4.40	-3.20	-2.85	-2.50	0.00	2.50	2.85	3.20	4.17
Dislivelli		0.00	-1.08	-1.40	-1.02	-1.37	-1.56	-1.39	-1.03	0.00

Sezione: 20069  
 Progressiva: 560.000  
 Q. Progetto: 821.816

Scala H 1/200.00  
 Scala V 1/200.00

820.00



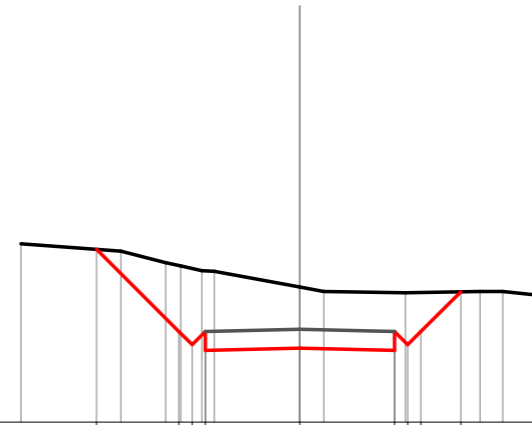
Quote		823.75		821.75 821.40 821.25		821.32		821.25 821.40 821.75		823.12
Parziali		2.00		0.35 0.49 0.35		2.50		2.50		1.37
Sviluppata Par.		2.82		0.49 0.35 0.35		2.50		2.50		1.93
Sviluppata		0.00		2.82 3.32 3.81		6.31		8.81 9.31 9.80		11.74
Progressiva		-5.20		-3.20 -2.85 -2.50		0.00		2.50 2.85 3.20		4.57
Dislivelli		0.00		-1.91 -2.20 -1.79		-1.80		-1.72 -1.59 -1.27		0.00



Sezione: 20070  
 Progressiva: 570.000  
 Q. Progetto: 819.454

Scala H 1/200.00  
 Scala V 1/200.00

817.00

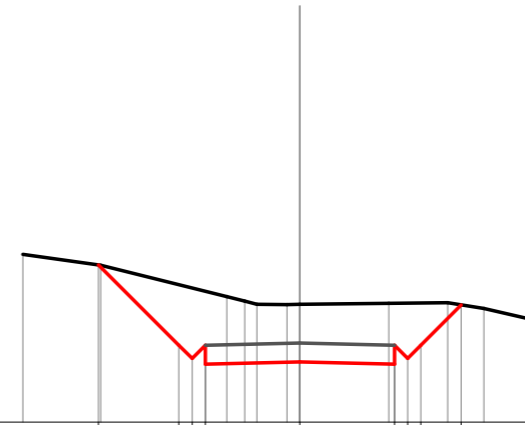


Quote		821.57	819.39	819.04	818.89	818.95	818.89	819.04	819.39	820.44
Parziali			2.18	0.35	0.35	2.50	2.50	0.35	0.35	1.05
Sviluppata Par.			3.08	0.49	0.49	2.50	2.50	0.49	0.49	1.49
Sviluppata		0.00	3.08	3.57	4.07	6.57	9.07	9.56	10.06	11.55
Progressiva		-5.38	-3.20	-2.85	-2.50	0.00	2.50	2.85	3.20	4.25
Dislivelli		0.00	-1.75	-2.02	-1.60	-1.61	-1.53	-1.38	-1.04	-0.00

Sezione: 20071  
 Progressiva: 580.000  
 Q. Progetto: 817.091

Scala H 1/200.00  
 Scala V 1/200.00

815.00

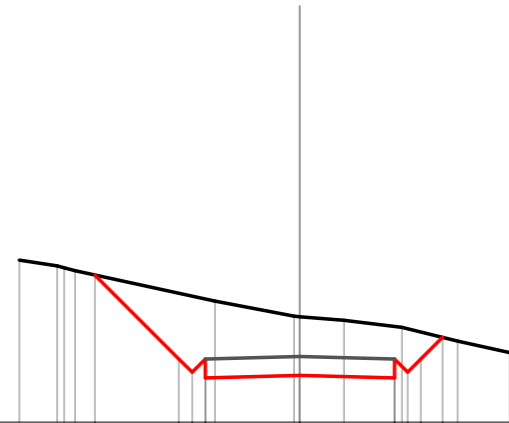


Quote		819.16	817.03	816.68	816.53	816.59	816.53	817.03	818.10
Parziali			2.13	0.35	2.50		2.50	0.35	1.07
Sviluppata Par.			3.01	0.49	2.50		2.50	0.49	1.51
Sviluppata		0.00	3.01	3.51	4.00	6.50	9.00	9.50	11.50
Progressiva		-5.33	-3.20	-2.85	-2.50	0.00	2.50	2.85	3.20
Dislivelli		0.00	-1.60	-1.86	-1.43	-1.52	-1.61	-1.47	-1.12

Sezione: 20072  
 Progressiva: 590.000  
 Q. Progetto: 814.729

Scala H 1/200.00  
 Scala V 1/200.00

813.00

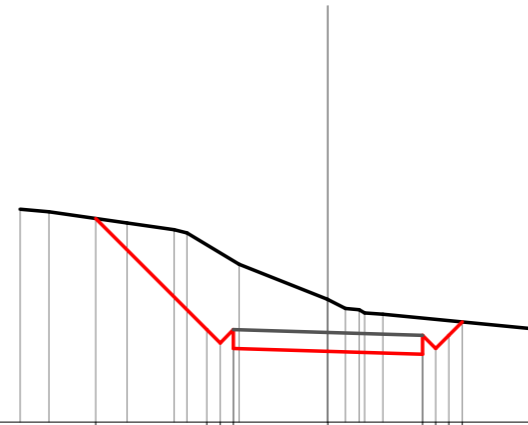


Quote		816.89	814.67 814.32 814.17	814.23	814.17 814.32 814.67	815.24
Parziali			2.22 0.35 0.35	2.50	2.50 0.35 0.35	0.57
Sviluppata Par.			3.14 0.49 0.49	2.50	2.50 0.49 0.49	0.81
Sviluppata		0.00	3.14 3.63 4.13	6.63	9.13 9.63 10.12	10.93
Progressiva		-5.42	-3.20 -2.85 -2.50	0.00	2.50 2.85 3.20	3.77
Dislivelli		0.00	-1.74 -2.01 -1.58	-1.55	-1.36 -1.15 -0.71	0.00

Sezione: 20073  
 Progressiva: 600.000  
 Q. Progetto: 812.366

Scala H 1/200.00  
 Scala V 1/200.00

810.00

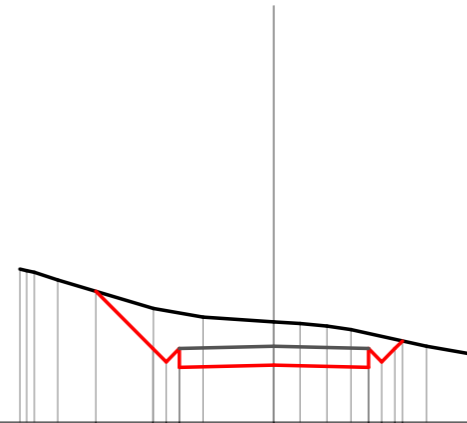


Quote		815.38		812.44		812.09		811.94		811.87		811.79		811.94		812.29		812.64
Parziali			2.94		0.35		0.35		2.50		2.50		0.35		0.35		0.35	
Sviluppata Par.			4.16		0.49		0.49		2.50		2.50		0.49		0.50		0.50	
Sviluppata		0.00		4.16		4.65		5.15		7.65		10.15		10.64		11.64		11.94
Progressiva		-6.14		-3.20		-2.85		-2.50		0.00		2.50		2.85		3.20		3.55
Dislivelli		-0.00		-2.24		-2.38		-1.82		-1.37		-0.96		-0.77		-0.89		-0.00

Sezione: 20074  
 Progressiva: 610.000  
 Q. Progetto: 810.004

Scala H 1/200.00  
 Scala V 1/200.00

808.00

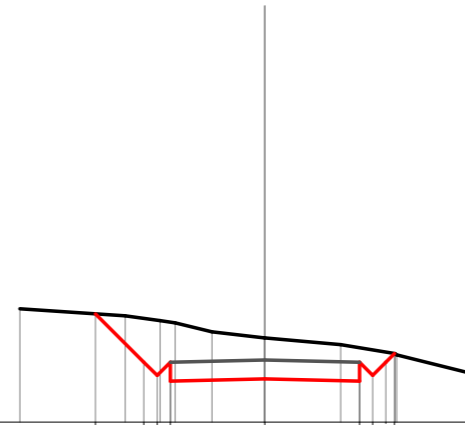


Quote		811.46	809.94 809.59 809.44	809.50	809.44 809.59 810.14
Parziali		1.51	0.35 0.35	2.50	2.50 0.35 0.35
Sviluppata Par.		2.14	0.49 0.49	2.50	2.50 0.49 0.38
Sviluppata		0.00	2.14 2.64 3.13	5.63	8.13 8.63 9.12 9.41
Progressiva		-4.71	-3.20 -2.85 -2.50	0.00	2.50 2.85 3.40
Dislivelli		0.00	-1.06 -1.35 -0.94	-1.14	-0.90 -0.67 0.00

Sezione: 20075  
 Progressiva: 620.000  
 Q. Progetto: 807.642

Scala H 1/200.00  
 Scala V 1/200.00

806.00

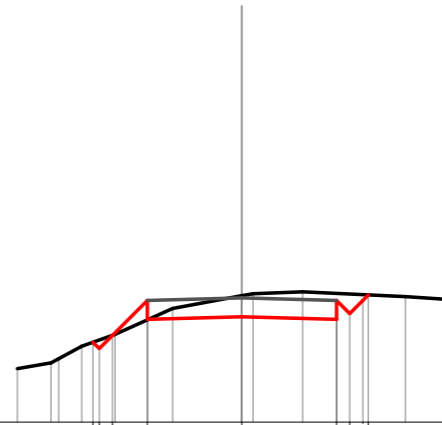


Quote		808.86	807.58	807.23	807.08		807.14		807.08	807.23	807.81
Parziali			1.28	0.35	0.35	2.50		2.50	0.35	0.35	
Sviluppata Par.			1.81	0.49	0.49	2.50		2.50	0.49	0.49	
Sviluppata		0.00	1.81	2.31	2.80		5.30		7.81	8.30	9.12
Progressiva		-4.48	-3.20	-2.85	-2.50		0.00		2.50	2.85	3.43
Dislivelli		0.00	-1.16	-1.46	-1.06		-1.08		-0.88	-0.67	0.00

Sezione: 20076  
 Progressiva: 630.000  
 Q. Progetto: 805.279

Scala H 1/200.00  
 Scala V 1/200.00

802.00

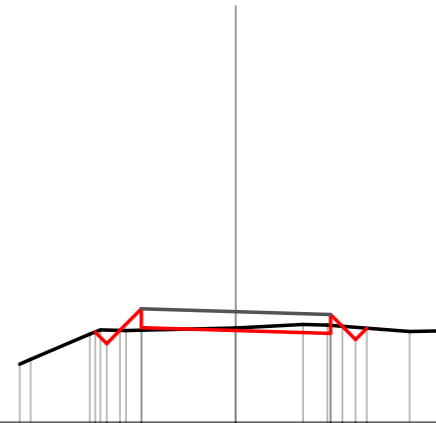


Quote	804.11	804.29	804.72	804.78	804.72	804.87	805.36
Parziali	0.35	0.92	2.50	2.50	0.35	0.35	
Sviluppata Par.	0.49	1.31	2.50	2.50	0.49	0.49	
Sviluppata	0.00	0.23	0.73	2.03	4.54	7.04	7.53
Progressiva	-3.94	-3.77	-3.42	-2.50	0.00	2.50	2.85
Dislivelli	0.00	-0.22	-0.00	0.52	-0.56	-0.68	-0.52

Sezione: 20077  
 Progressiva: 640.000  
 Q. Progetto: 802.917

Scala H 1/200.00  
 Scala V 1/200.00

800.00



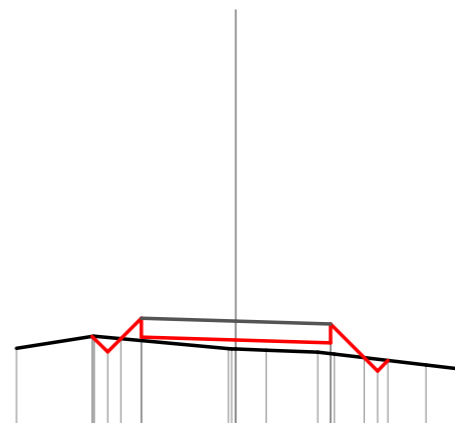
Quote		802.38	802.07	802.42	802.49	802.42	802.34	802.53	802.48
Parziali		0.35	0.35	0.57	2.50	2.50	0.35	0.35	0.35
Sviluppata Par.		0.49	0.50	0.50	2.50	2.50	0.44	0.49	0.49
Sviluppata		0.00	0.43	4.98	4.23	6.73	7.17	7.67	8.06
Progressiva		-3.72	-3.42	-3.07	-2.50	0.00	2.50	2.81	3.46
Dislivelli		0.00	-0.36	-0.00	0.56	-0.07	-0.21	0.00	0.00



Sezione: 20078  
 Progressiva: 650.000  
 Q. Progetto: 800.775

Scala H 1/200.00  
 Scala V 1/200.00

798.00

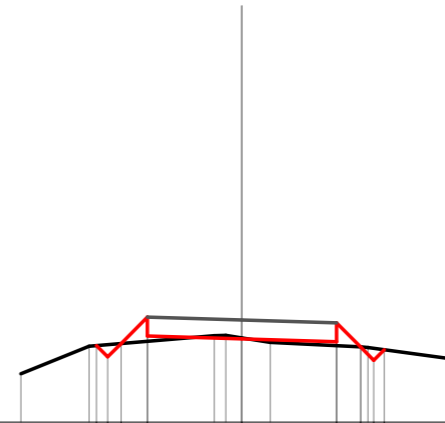


Quote	800.37	800.31	799.96	800.35	800.28	800.20	799.81	799.73
Parziali	0.35	0.35	0.54	2.50	2.50	0.89	0.35	
Sviluppata Par.	0.35	0.35	0.77	2.50	2.50	1.27	0.35	
Sviluppata	0.00	0.09	0.58	1.88	4.34	6.84	8.11	9.00
Progressiva	-3.80	-3.74	-3.39	-2.94	0.00	2.50	3.39	4.02
Dislivelli	0.00	-0.07	-0.38	0.99	0.24	0.29	-0.00	0.00

Sezione: 20079  
 Progressiva: 660.000  
 Q. Progetto: 798.696

Scala H 1/200.00  
 Scala V 1/200.00

796.00

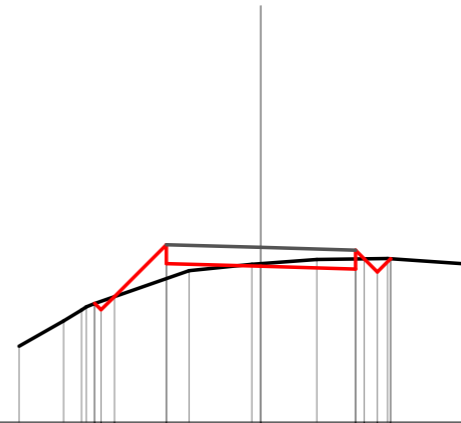


Quote	798.02	796.72	798.07	798.27	798.20	798.12	797.98	797.91
Parziali	0.28	0.35	0.70	2.50	2.50	0.64	0.35	0.28
Sviluppata Par.	0.62	0.49	0.99	2.50	2.50	0.90	0.49	0.28
Sviluppata	0.00	0.42	1.90	4.40	6.90	7.80	8.30	8.69
Progressiva	-3.84	-3.55	-2.20	0.00	2.50	3.14	3.76	
Dislivelli	0.00	-0.32	0.64	-0.03	0.11	0.00	0.00	

Sezione: 20080  
 Progressiva: 670.000  
 Q. Progetto: 796.616

Scala H 1/200.00  
 Scala V 1/200.00

792.00

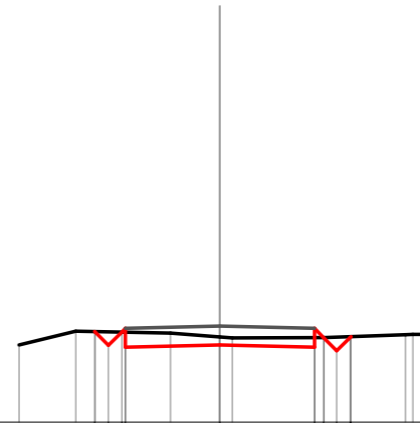


Quote		795.13	795.31	796.19	796.12	796.04	795.96	796.31
Parziali		0.35	1.38	2.50	2.50	0.35	0.35	0.35
Sviluppata Par.		0.49	1.95	2.50	2.50	0.49	0.49	0.49
Sviluppata		0.00	0.24	0.74	2.68	5.18	7.68	8.01
Progressiva		-4.40	-3.88	-2.50	0.00	2.50	3.08	3.43
Dislivelli		0.00	0.00	0.90	-0.07	-0.27	-0.06	-0.00

Sezione: 20081  
 Progressiva: 680.000  
 Q. Progetto: 794.536

Scala H 1/200.00  
 Scala V 1/200.00

792.00

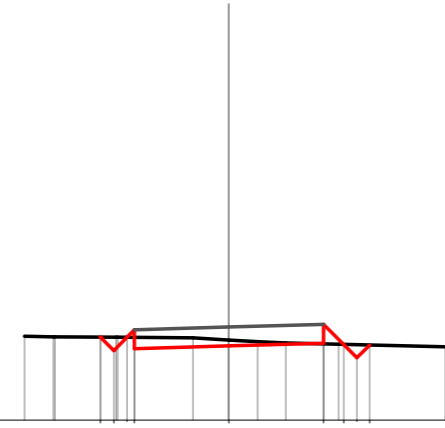


Quote	794.38 794.03 793.97	794.04	793.97 793.68 794.26
Parziali	0.36 0.36	2.50	0.34 0.35
Sviluppata Par.	0.72 0.72	2.50	0.68 0.70
Sviluppata	0.00 0.49 1.13	3.63	6.13 6.47 7.40
Progressiva	-3.31 -2.95 -2.50	0.00	2.50 3.09 3.46
Dislivelli	0.00 -0.36 0.10	-0.21	-0.26 -0.66 0.00

Sezione: 20082  
 Progressiva: 690.000  
 Q. Progetto: 792.457

Scala H 1/200.00  
 Scala V 1/200.00

790.00

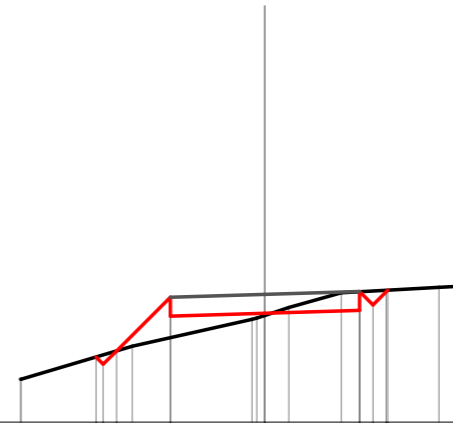


Quote	792.19	791.84	791.88	791.96	792.03	792.00	791.98
Parziali	0.36	0.35	2.50	2.50	0.53	0.35	0.15
Sviluppata Par.	0.49	0.38	2.50	2.50	0.76	0.39	0.20
Sviluppata	0.00	0.49	1.27	3.77	6.27	7.03	7.99
Progressiva	-3.40	-3.05	-2.50	0.00	2.50	3.03	3.72
Dislivelli	-0.00	-0.35	0.20	-0.16	0.02	0.00	-0.00

Sezione: 20083  
 Progressiva: 700.000  
 Q. Progetto: 790.377

Scala H 1/200.00  
 Scala V 1/200.00

787.00

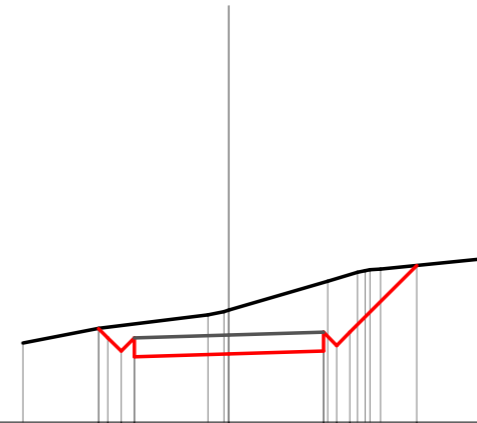


Quote	788.72	788.53	788.88	789.80	789.88	789.95	790.09	790.49
Parziali	0.35	1.43	2.50	2.50	0.35	0.35		
Sviluppata Par.	0.79	2.02	2.50	2.50	0.79	0.79		
Sviluppata	0.00	0.27	2.78	5.28	7.78	8.28	8.77	8.83
Progressiva	-4.47	-4.28	-3.93	-2.50	0.00	2.50	2.86	3.25
Dislivelli	-0.00	-0.25	-0.00	1.08	0.06	-0.49	-0.37	0.00

Sezione: 20084  
 Progressiva: 710.000  
 Q. Progetto: 788.298

Scala H 1/200.00  
 Scala V 1/200.00

786.00

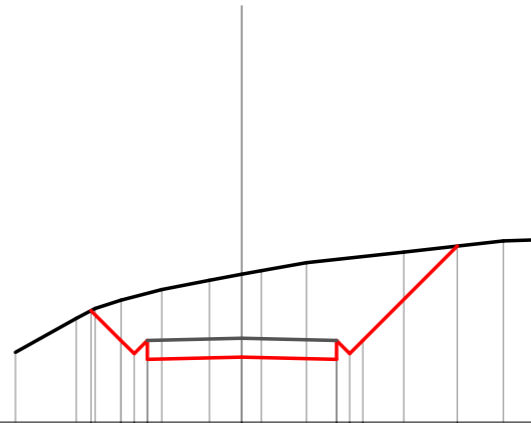


Quote	788.47	788.22	787.87	787.72	787.80	787.87	788.02	788.37	790.14
Parziali	0.35	0.35	0.35	0.35	2.50	2.50	0.35	0.35	1.77
Sviluppata Par.	0.35	0.35	0.35	0.35	2.50	2.50	0.35	0.35	2.50
Sviluppata	0.00	0.35	0.85	1.34	3.84	6.34	6.84	7.33	9.83
Progressiva	-3.45	-3.20	-2.85	-2.50	0.00	2.50	2.85	3.20	4.97
Dislivelli	0.00	-0.28	-0.67	-0.37	-1.16	-1.82	-1.77	-1.53	0.00

Sezione: 20085  
 Progressiva: 720.000  
 Q. Progetto: 786.218

Scala H 1/200.00  
 Scala V 1/200.00

784.00



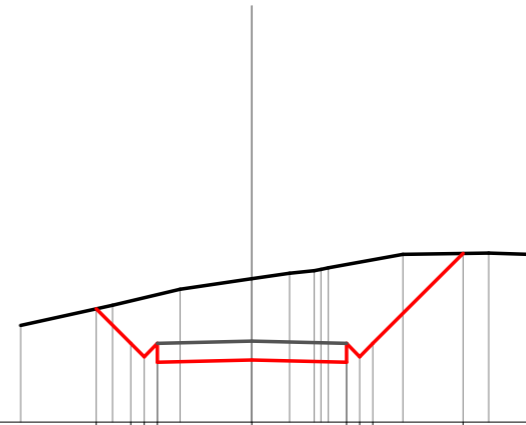
Quote		786.94	786.16	785.81	785.66	785.72	785.66	785.81	786.16	788.65
Parziali		0.79	0.35	2.50		2.50	0.35	2.50		
Sviluppata Par.		1.11	0.49	2.50		2.50	0.49	3.53		
Sviluppata		0.00	1.11	4.60		4.60	7.11	11.63		
Progressiva		-3.99	-3.20	0.00		0.00	2.50	5.70		
Dislivelli		0.00	-1.06	-2.19		-2.19	-2.64	0.00		



Sezione: 20086  
 Progressiva: 730.000  
 Q. Progetto: 784.139

Scala H 1/200.00  
 Scala V 1/200.00

782.00

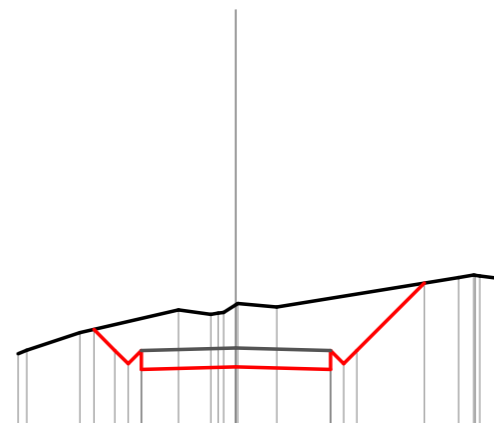


Quote		784.99	784.08	783.73	783.58	783.64	783.58	783.73	784.08	786.46
Parziali		0.92	0.35	0.35	2.50	2.50	0.35	0.35	2.38	
Sviluppata Par.		1.30	0.49	0.49	2.50	2.50	0.49	0.49	3.37	
Sviluppata		0.00	1.30	1.79	2.29	4.79	7.29	7.78	8.28	11.65
Progressiva		-4.12	-3.20	-2.85	-2.50	0.00	2.50	2.85	3.20	5.58
Dislivelli		0.00	-1.13	-1.56	-1.29	-2.15	-2.59	-2.50	-2.22	-0.00

Sezione: 20087  
 Progressiva: 740.000  
 Q. Progetto: 782.059

Scala H 1/200.00  
 Scala V 1/200.00

780.00

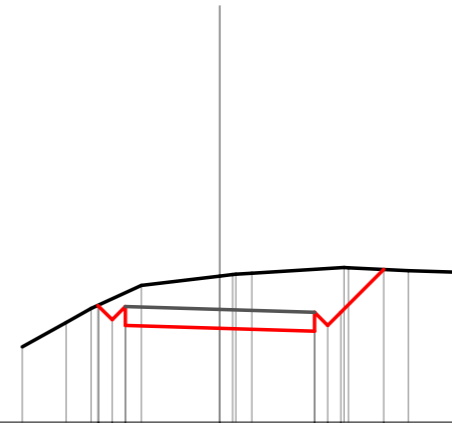


Quote		782.55	782.00	781.65	781.50		781.56		781.50	781.65	782.00		783.78
Parziali		0.56	0.35	2.50			2.50		0.35	1.78			
Sviluppata Par.		0.79	0.49	2.50			2.50		0.49	2.52			
Sviluppata		0.00	0.79	1.28	1.78		4.28		6.78	7.27	7.77		10.29
Progressiva		-3.76	-3.20	-2.85	-2.50		0.00		2.50	2.85	3.20		4.98
Dislivelli		0.00	-0.68	-1.12	-0.85		-1.65		-1.88	-1.79	-1.49		-0.00

Sezione: 20088  
 Progressiva: 750.000  
 Q. Progetto: 779.979

Scala H 1/200.00  
 Scala V 1/200.00

777.00

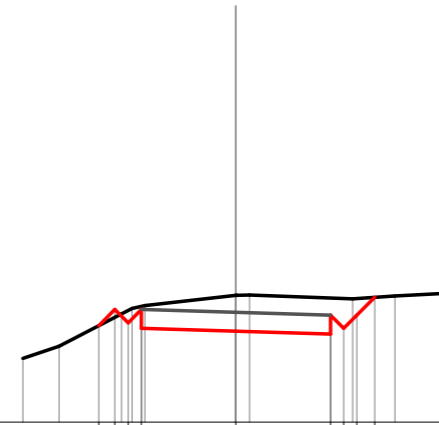


Quote	780.08	780.06	779.70	779.55	779.48	779.40	779.56	779.90	781.03
Parziali	0.35	0.35	2.50	2.50	0.35	0.35	1.13		
Sviluppata Par.	0.49	0.49	2.50	2.50	0.49	0.49	1.60		
Sviluppata	0.00	0.04	0.53	1.03	3.53	6.03	6.53	7.02	8.62
Progressiva	-3.23	-3.20	-2.85	-2.50	0.00	2.50	2.85	3.20	4.33
Dislivelli	0.00	-0.04	-0.05	-0.36	-1.38	-1.63	-1.51	-1.18	0.00

Sezione: 20089  
 Progressiva: 760.000  
 Q. Progetto: 777.900

Scala H 1/200.00  
 Scala V 1/200.00

775.00

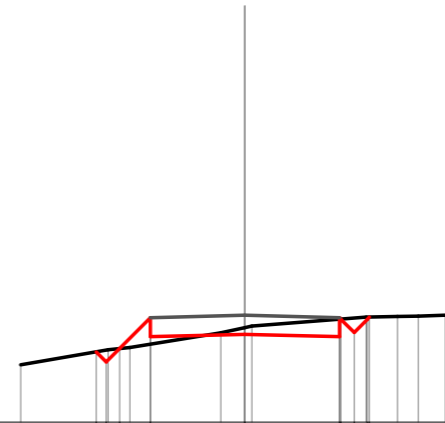


Quote	777.55	777.97	777.62	777.47	777.40	777.32	777.47	777.82	778.30
Parziali	0.43	0.35	0.35	0.35	2.50	2.50	0.35	0.35	0.47
Sviluppata Par.	0.61	0.49	0.49	0.49	2.50	2.50	0.49	0.49	0.67
Sviluppata	0.00	0.61	1.10	1.60	4.10	6.60	7.09	7.59	8.25
Progressiva	-3.63	-3.20	-2.85	-2.50	0.00	2.50	2.85	3.20	3.67
Dislivelli	-0.00	-0.20	-0.32	-0.08	-0.95	-0.96	-0.79	-0.44	0.00

Sezione: 20090  
 Progressiva: 770.000  
 Q. Progetto: 775.820

Scala H 1/200.00  
 Scala V 1/200.00

773.00

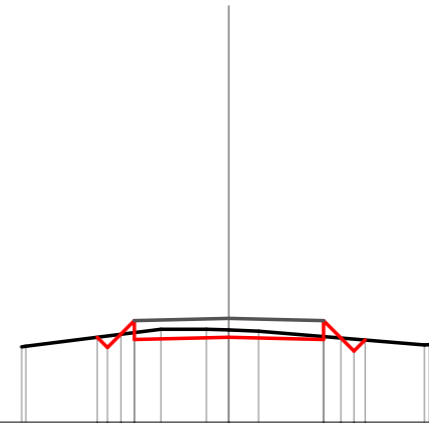


Quote		774.85	774.59	774.94	775.26	775.32	775.26	775.72	775.77
Parziali		0.37	0.36	0.35	0.82	2.50	2.50	0.35	0.35
Sviluppata Par.		0.37	0.49	1.15	2.50	2.50	0.19	0.19	0.19
Sviluppata		0.00	0.37	0.87	2.02	4.52	7.02	7.08	8.44
Progressiva		-3.93	-3.67	-3.32	-2.50	0.00	2.50	2.54	3.29
Dislivelli		-0.00	-0.31	0.00	0.70	-0.18	-0.46	-0.00	-0.00

Sezione: 20091  
 Progressiva: 780.000  
 Q. Progetto: 773.741

Scala H 1/200.00  
 Scala V 1/200.00

771.00

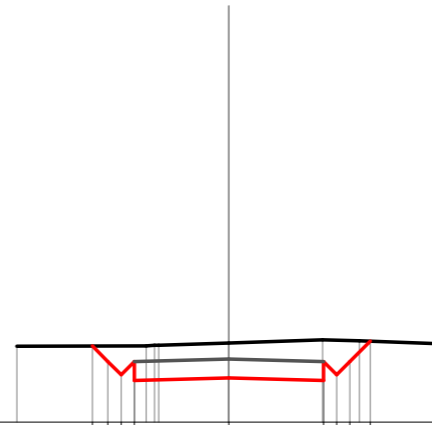


Quote	773.24	773.24	773.18	773.17
Parziali	0.27 0.35 0.36	2.50	2.50	0.46 0.35 0.35
Sviluppata Par.	0.38 0.49 0.51	2.50	2.50	0.65 0.59 0.52
Sviluppata	0.00 0.38 0.88 1.38	3.88	6.39 7.03 7.53	7.94
Progressiva	-3.48 -3.21 -2.86 -2.50	0.00	2.50 2.96	3.60
Dislivelli	-0.00 -0.31 -0.00 0.31	-0.19	-0.08 0.00	0.00

Sezione: 20092  
 Progressiva: 790.000  
 Q. Progetto: 771.661

Scala H 1/200.00  
 Scala V 1/200.00

770.00

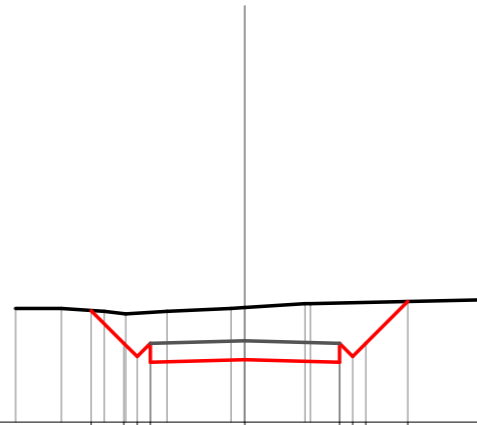


Quote	772.01		771.16		771.10		772.14
Parziali	0.41	2.50	2.50	0.35	0.35	0.54	
Sviluppata Par.	0.58	2.50	2.50	0.49	0.76		
Sviluppata	0.00	4.07	4.07	6.57	8.33		
Progressiva	-3.61	0.00	0.00	2.90	3.74		
Dislivelli	-0.41	-0.93	-0.93	-1.07	0.00		

Sezione: 20093  
 Progressiva: 800.000  
 Q. Progetto: 770.145

Scala H 1/200.00  
 Scala V 1/200.00

768.00



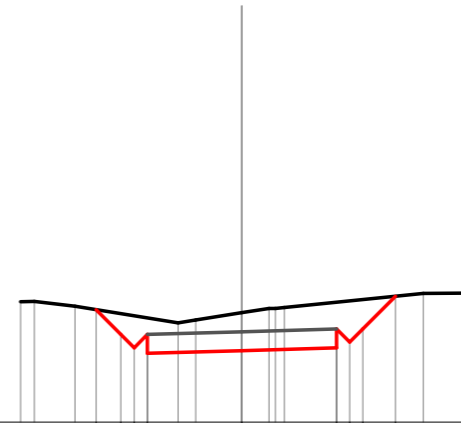
Quote	770.95	770.08	769.73	769.58	769.64	769.58	769.73	770.08	771.19
Parziali	0.86	0.35	0.35	2.50	2.50	0.35	0.35	1.10	
Sviluppata Par.	1.22	0.49	0.49	2.50	2.50	0.49	0.49	1.56	
Sviluppata	0.00	1.22	1.72	2.21	4.71	7.21	7.71	8.20	9.76
Progressiva	-4.06	-3.20	-2.85	-2.50	0.00	2.50	2.85	3.20	4.30
Dislivelli	-0.00	-0.78	-1.14	-0.82	-1.38	-1.56	-1.42	-1.08	0.00



Sezione: 20094  
 Progressiva: 810.000  
 Q. Progetto: 769.388

Scala H 1/200.00  
 Scala V 1/200.00

767.00

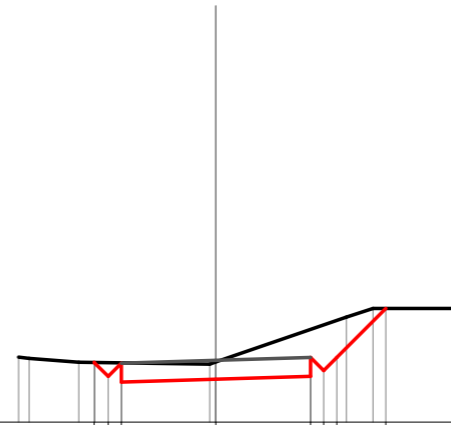


Quote		769.97	769.31	768.96	768.81	768.89	768.96	769.11	769.46	770.32
Parziali		0.66	0.35	2.50	2.50	0.35	0.35	0.86		
Sviluppata Par.		0.93	0.49	2.50	2.50	0.79	0.39	1.22		
Sviluppata		0.00	0.93	1.42	1.92	4.42	6.92	7.42	7.91	9.13
Progressiva		-3.86	-3.20	-2.85	-2.50	0.00	2.50	2.85	3.20	4.06
Dislivelli		0.00	-0.55	-0.84	-0.44	-1.00	-1.20	-1.09	-0.77	0.00

Sezione: 20095  
 Progressiva: 820.000  
 Q. Progetto: 768.631

Scala H 1/200.00  
 Scala V 1/200.00

767.00

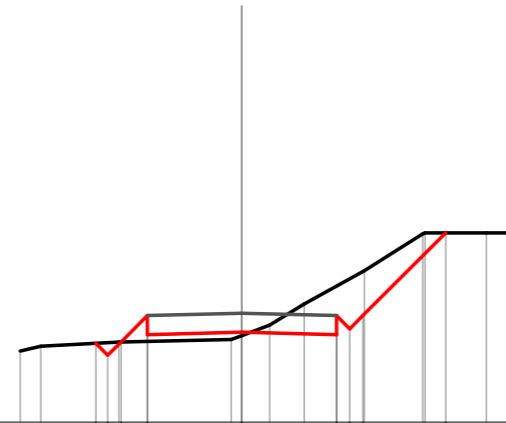


Quote		768.56 768.21 768.06		768.13		768.21 768.36 768.71	770.00
Parziali		0.37 0.35	2.50		2.50	0.35 0.35	1.29
Sviluppata Par.		0.49 0.49	2.50		2.50	0.49 0.49	1.83
Sviluppata		0.00 0.49 0.99		3.49		5.99 6.49 6.98	8.81
Progressiva		-3.22 -2.85 -2.50		0.00		2.50 2.85 3.20	4.49
Dislivelli		0.00 -0.36 -0.01		-0.46		-1.24 -1.21 -0.98	0.00

Sezione: 20096  
 Progressiva: 830.000  
 Q. Progetto: 767.874

Scala H 1/200.00  
 Scala V 1/200.00

765.00

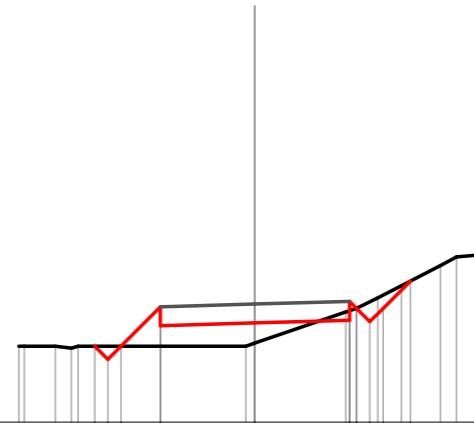


Quote		767.08	767.16	767.11	767.31	767.37	767.31	767.46	767.81	770.00
Parziali		0.32	0.35	0.70	2.50	2.50	0.35	0.35	2.19	
Sviluppata Par.		0.65	0.69	0.99	2.50	2.50	0.69	0.69	3.09	
Sviluppata		0.00	0.45	1.93	4.43	4.43	6.93	7.43	7.92	11.02
Progressiva		-3.86	-3.95	-2.50	0.00	0.00	2.50	2.85	3.20	5.39
Dislivelli		0.00	-0.33	0.00	0.68	0.09	-1.28	-1.32	-1.17	0.00

Sezione: 20097  
 Progressiva: 840.000  
 Q. Progetto: 767.117

Scala H 1/200.00  
 Scala V 1/200.00

764.00

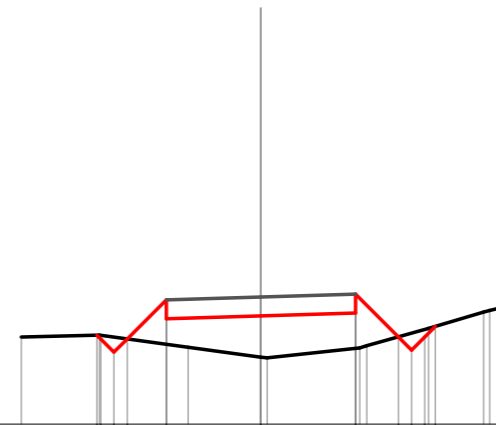


Quote		766.00	765.65	766.00	766.54	766.62	766.69	766.65	767.00	767.72
Parziali		0.35	0.35	1.04	2.50	2.50	0.35	0.35	0.72	
Sviluppata Par.		0.70	0.70	1.47	2.50	2.50	0.70	0.70	1.02	
Sviluppata		0.00	0.49	0.99	2.46	4.96	7.46	7.73	8.23	8.74
Progressiva		-4.24	-3.89	-3.54	-2.50	0.00	2.50	3.04	3.39	4.11
Dislivelli		0.00	-0.35	0.00	1.04	0.53	-0.25	-0.33	-0.35	0.00

Sezione: 20098  
 Progressiva: 850.000  
 Q. Progetto: 766.360

Scala H 1/200.00  
 Scala V 1/200.00

763.00

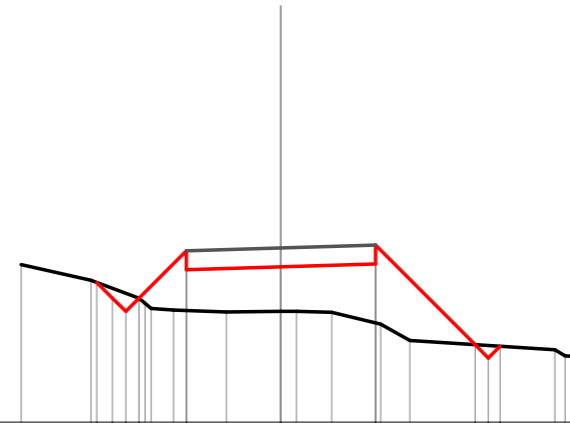


Quote	765.34	765.25	765.79	765.86	765.94	765.30	764.95	765.58
Parziali	0.35	1.04	2.50	2.50	1.13	0.35	0.35	
Sviluppata Par.	0.10	1.47	2.50	2.50	1.60	0.49	0.35	
Sviluppata	0.00	0.14	0.63	1.13	2.59	5.10	7.60	9.20
Progressiva	-4.33	-4.24	-3.89	-3.54	-2.50	0.00	2.50	3.63
Dislivelli	0.00	-0.09	-0.45	0.00	1.18	1.09	0.94	0.00

Sezione: 20099  
 Progressiva: 860.000  
 Q. Progetto: 765.604

Scala H 1/200.00  
 Scala V 1/200.00

761.00

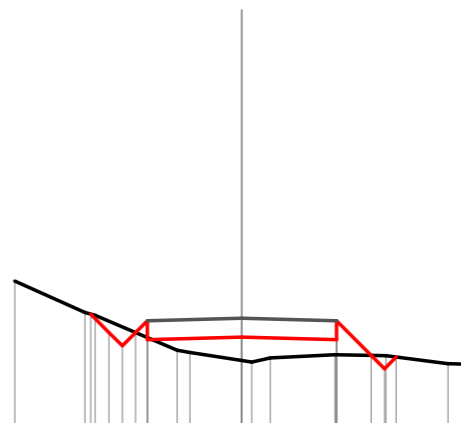


Quote	764.69	764.27	763.27	764.27	765.03	765.10	765.18	763.04	763.00
Parziali	0.42	0.35	0.35	1.25	2.50	2.50	2.64	0.35	0.31
Sviluppata Par.	0.59	0.49	0.49	1.77	2.50	2.50	3.73	0.49	0.34
Sviluppata	0.00	0.59	1.58	3.35	5.85	8.35	12.08	12.58	13.01
Progressiva	-4.87	-4.45	-3.75	-2.50	0.00	2.50	5.14	5.79	
Dislivelli	0.00	-0.28	0.00	1.58	1.18	1.56	0.00	0.00	

Sezione: 20100  
 Progressiva: 870.000  
 Q. Progetto: 764.847

Scala H 1/200.00  
 Scala V 1/200.00

762.00

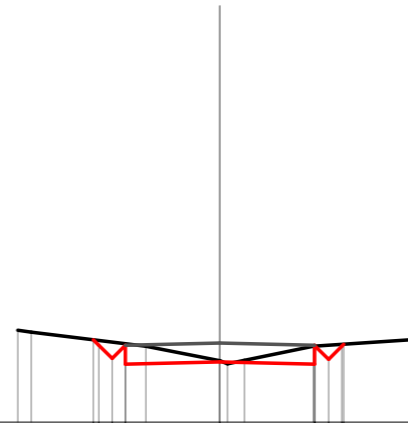


Quote	764.96	764.47	764.12	764.28	764.35	764.28	763.86	763.82
Parziali	0.49	0.35	0.35	2.50	2.50	0.92	0.35	0.31
Sviluppata Par.	0.69	0.49	0.49	2.50	2.50	1.36	0.79	0.29
Sviluppata	0.00	0.69	1.68	2.13	4.63	7.13	8.43	9.36
Progressiva	-4.00	-3.51	-3.16	-2.50	0.00	2.50	3.42	4.08
Dislivelli	-0.00	-0.30	-0.50	0.45	0.62	0.40	-0.00	0.00

Sezione: 20101  
 Progressiva: 880.000  
 Q. Progetto: 764.090

Scala H 1/200.00  
 Scala V 1/200.00

762.00



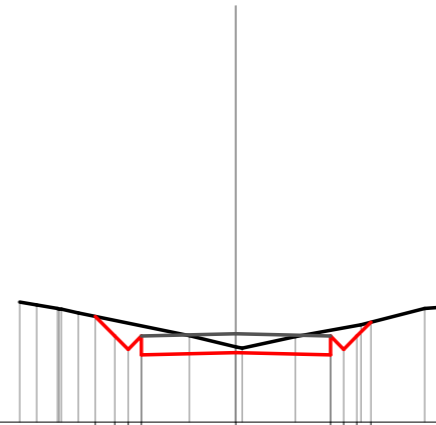
Quote	764.17	763.53	763.59	763.53	764.05
Parziali	0.35 0.35	2.50	2.50	0.35 0.35	
Sviluppata Par.	0.49 0.49	2.50	2.50	0.49 0.49	
Sviluppata	0.00 0.20 0.70 1.19		3.70	6.20 6.23 6.73 7.29	
Progressiva	-3.34 -3.30 -2.85 -2.50		0.00	2.50 2.52 3.27	
Dislivelli	0.00 -0.13 -0.43 -0.04		-0.03	-0.47 0.00 0.00	



Sezione: 20102  
 Progressiva: 890.000  
 Q. Progetto: 763.333

Scala H 1/200.00  
 Scala V 1/200.00

761.00

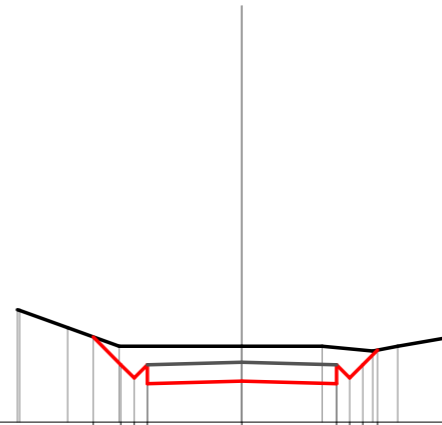


Quote	763.79	763.27	762.92	762.77	762.83	762.77	762.92	763.27	763.64
Parziali	0.52	0.35	2.50	0.35	2.50	0.35	0.37		
Sviluppata Par.	0.73	0.49	2.50	0.49	2.50	0.49	0.52		
Sviluppata	0.00	0.73	1.23	1.72	4.22	6.72	7.22	8.24	
Progressiva	-3.72	-3.20	-2.65	-2.50	0.00	2.50	2.85	3.57	
Dislivelli	0.00	-0.41	-0.69	-0.27	-0.16	-0.66	-0.57	-0.28	0.00

Sezione: 20103  
 Progressiva: 900.000  
 Q. Progetto: 762.576

Scala H 1/200.00  
 Scala V 1/200.00

761.00

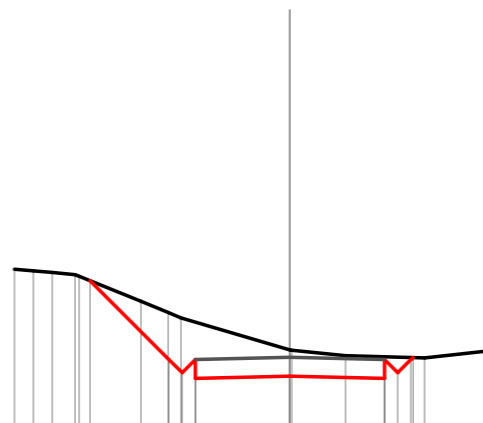


Quote		763.25	762.51	762.16	762.01		762.08		762.01	762.16	762.51	762.90
Parziali		0.74	0.35	0.35	2.50		2.50		0.35	0.35	0.39	
Sviluppata Par.		1.04	0.49	0.49	2.50		2.50		0.49	0.49	0.55	
Sviluppata		0.00	1.04	1.53	2.03		4.53		7.03	7.53	8.02	8.57
Progressiva		-3.94	-3.20	-2.85	-2.50		0.00		2.90	2.85	3.20	3.59
Dislivelli		-0.00	-0.49	-0.84	-0.49		-0.92		-0.95	-0.77	-0.39	0.00

Sezione: 20104  
 Progressiva: 910.000  
 Q. Progetto: 761.819

Scala H 1/200.00  
 Scala V 1/200.00

760.00

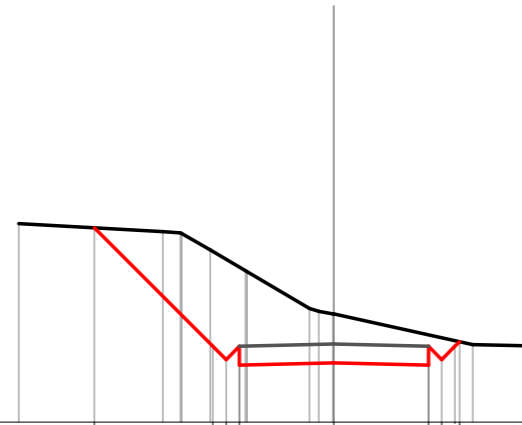


Quote		763.84	761.76 761.41 761.26	761.32	761.26 761.41 761.81	
Parziali		2.08	0.35 0.35 0.35	2.50	2.50 0.35 0.35	
Sviluppata Par.		2.95	0.49 0.49 0.49	2.50	2.50 0.49 0.49	
Sviluppata		0.00	2.95 3.44 3.94	6.44	8.94 9.43 10.00	
Progressiva		-5.28	-3.20 -2.85 -2.50	0.00	2.50 2.85 3.25	
Dislivelli		0.00	-1.23 -1.44 -0.99	-0.70	-0.57 -0.41 0.00	

Sezione: 20105  
 Progressiva: 920.000  
 Q. Progetto: 761.062

Scala H 1/200.00  
 Scala V 1/200.00

759.00

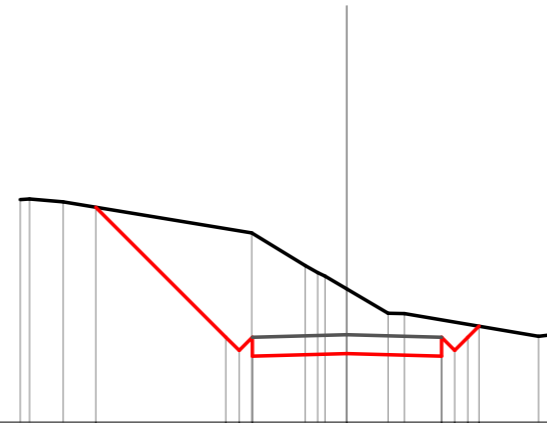


Quote	764.13	761.00	760.56	760.50	761.12
Parziali		3.13	2.50	2.50	
Sviluppata Par.		4.43	2.50	2.50	
Sviluppata	0.00	4.43	7.92	10.42	11.59
Progressiva	-6.33	-3.20	0.00	2.50	3.32
Dislivelli	0.00	-2.50	-1.29	-0.80	-0.00

Sezione: 20106  
 Progressiva: 930.000  
 Q. Progetto: 760.305

Scala H 1/200.00  
 Scala V 1/200.00

758.00

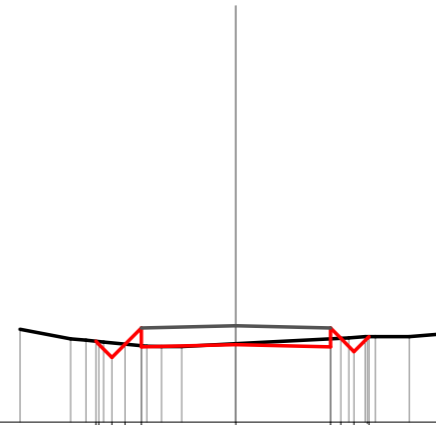


Quote		763.68		760.24 759.89 759.74		759.81		759.74 759.89 760.53	
Parziali			3.44	0.35 0.35 0.35		2.50		2.50 0.35 0.35 0.29	
Sviluppata Par.			4.86	0.49 0.49 0.49		2.50		2.50 0.49 0.49 0.41	
Sviluppata		0.00		4.86 5.36 5.85		8.35		10.85 11.35 11.84 12.25	
Progressiva		-6.64		-3.20 -2.85 -2.50		0.00		2.50 2.85 3.49	
Dislivelli		0.00		-2.87 -3.16 -2.75		-1.71		-0.96 -0.75 0.00	

Sezione: 20107  
 Progressiva: 940.000  
 Q. Progetto: 759.549

Scala H 1/200.00  
 Scala V 1/200.00

757.00

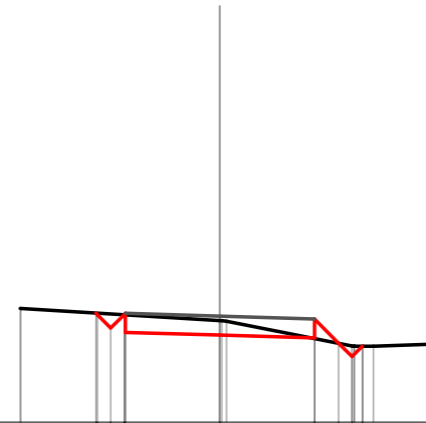


Quote	759.14 759.06 759.71 759.06	758.99	759.05	758.99 759.21 758.86	759.26
Parziali	0.35 0.35 0.43	2.50	2.50	0.35 0.35 0.43	
Sviluppata Par.	0.49 0.49 0.61	2.50	2.50	0.49 0.49 0.61	
Sviluppata	0.00 0.11 0.60 1.10 1.71		4.21	6.71 7.09 8.04	
Progressiva	-3.71 -3.83 -3.28 -2.93	-2.50	0.00	2.50 2.77 3.12	3.52
Dislivelli	0.00 -0.07 -0.39 -0.00	0.47	-0.02	-0.21 -0.07 -0.37	0.00

Sezione: 20108  
 Progressiva: 950.000  
 Q. Progetto: 758.796

Scala H 1/200.00  
 Scala V 1/200.00

756.00

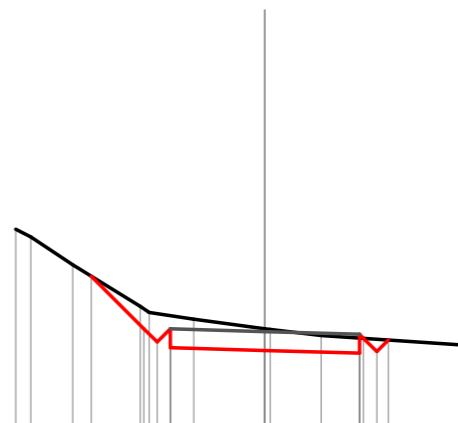


Quote	758.88 758.84	758.37	758.30	758.22	758.08	758.00
Parziali	0.35 0.35	2.50	2.50	0.64	0.35	0.27
Sviluppata Par.	0.70 0.70	2.50	2.50	0.91	0.49	0.28
Sviluppata	0.00 0.06 0.56 1.06		3.61	6.11	7.01	7.89
Progressiva	-3.28 -3.24	-2.50	0.00	2.50	3.14	3.76
Dislivelli	0.00 -0.04	0.04	-0.39	0.02	0.00	0.00

Sezione: 20109  
 Progressiva: 960.000  
 Q. Progetto: 758.498

Scala H 1/200.00  
 Scala V 1/200.00

756.00



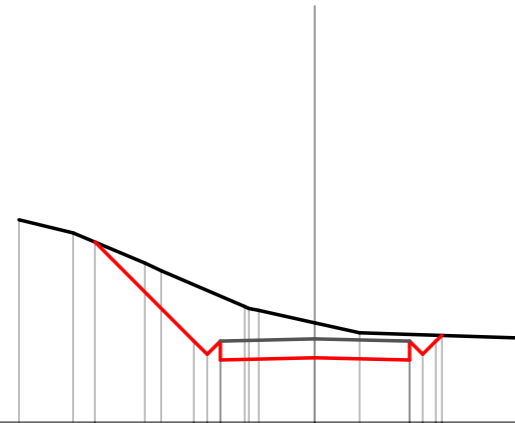
Quote		759.96	758.57	758.22	758.07	758.00	757.92	758.32	758.27
Parziali		1.39	0.35	0.35	2.50	2.50	0.35	0.35	
Sviluppata Par.		1.96	0.49	0.49	2.50	2.50	0.49	0.49	
Sviluppata		0.00	1.96	2.46	2.95	5.46	7.96	8.11	9.04
Progressiva		-4.59	-3.20	-2.85	-2.50	0.00	2.50	2.81	3.26
Dislivelli		0.00	-0.52	-0.75	-0.34	-0.57	-0.40	0.00	0.00



Sezione: 20110  
 Progressiva: 970.000  
 Q. Progetto: 758.200

Scala H 1/200.00  
 Scala V 1/200.00

756.00

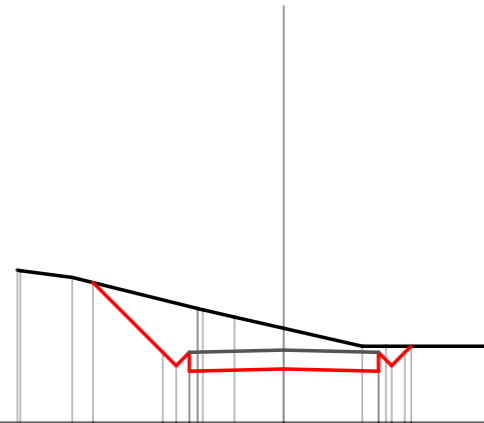


Quote		760.76		758.14 757.79 757.64		757.70		757.64 757.79		758.29
Parziali			2.62	0.35 0.35		2.50		2.50		0.35 0.35
Sviluppata Par.			3.71	0.49 0.49		2.50		2.50		0.49 0.49
Sviluppata		0.00		3.71 4.20 4.70		7.20		9.70 10.20 10.69		10.91
Progressiva		-5.82		-3.20 -2.85 -2.50		0.00		2.50 2.85		3.35
Dislivelli		0.00		-1.49 -1.69 -1.19		-0.92		-0.68 -0.52		0.00

Sezione: 20111  
 Progressiva: 980.000  
 Q. Progetto: 757.901

Scala H 1/200.00  
 Scala V 1/200.00

756.00

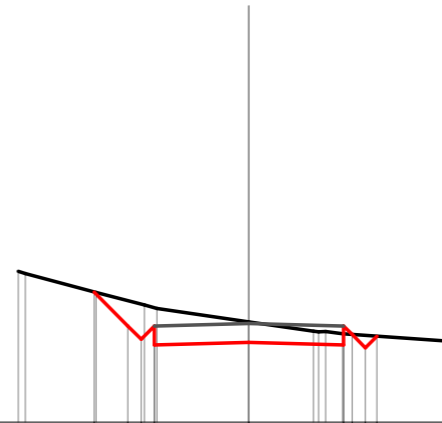


Quote		759.69	757.84 757.49 757.34	757.40	757.34 757.49	758.00
Parziali		1.85	0.35 0.35	2.50	2.50	0.35 0.35
Sviluppata Par.		2.62	0.49 0.49	2.50	2.50	0.49 0.49
Sviluppata		0.00	2.62 3.11 3.61	6.11	8.61 9.10 9.60	9.83
Progressiva		-5.05	-3.20 -2.85 -2.50	0.00	2.50 2.85	3.36
Dislivelli		-0.00	-1.39 -1.65 -1.21	-1.07	-0.66 -0.52	0.00

Sezione: 20112  
 Progressiva: 990.000  
 Q. Progetto: 757.603

Scala H 1/200.00  
 Scala V 1/200.00

755.00

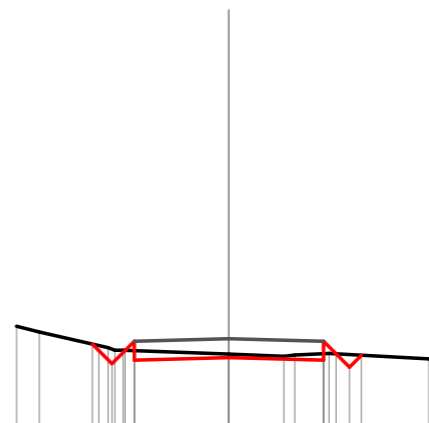


Quote		758.44	757.54	757.19	757.04	757.10	757.04	757.31	757.27
Parziali		0.90	0.35	2.50	2.50		0.35	0.35	
Sviluppata Par.		1.27	0.49	2.50	2.50		0.35	0.35	
Sviluppata		0.00	1.27	1.76	2.26	4.76	7.26	7.58	8.51
Progressiva		-4.10	-3.20	-2.85	-2.50	0.00	2.50	2.73	3.38
Dislivelli		0.00	-0.67	-0.83	-0.48	-0.55	-0.29	0.00	0.00

Sezione: 20113  
 Progressiva: 1000.000  
 Q. Progetto: 757.305

Scala H 1/200.00  
 Scala V 1/200.00

755.00

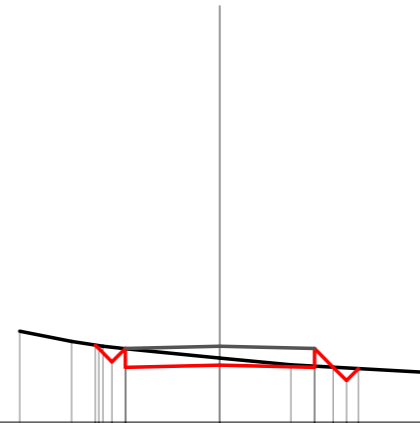


Quote	757.17 757.00 756.74	756.80	756.74 756.91 756.87
Parziali	0.35 0.35 0.35	2.50	2.50
Sviluppata Par.	0.49 0.49 0.35	2.50	2.50
Sviluppata	0.00 0.24 0.73 1.57	4.08	6.58 7.05 7.99
Progressiva	-3.61 -3.44 -2.90	0.00	2.50 2.84 3.50
Dislivelli	0.00 -0.15 0.25	-0.09	-0.17 0.00 0.00

Sezione: 20114  
 Progressiva: 1010.000  
 Q. Progetto: 757.006

Scala H 1/200.00  
 Scala V 1/200.00

755.00

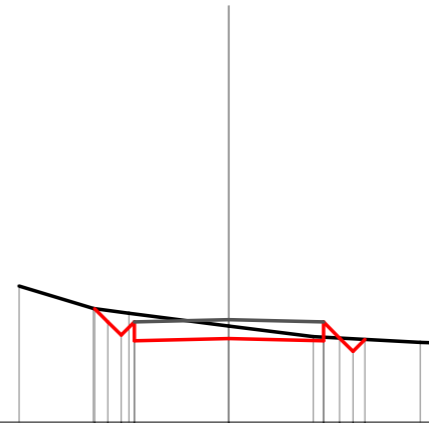


Quote	757.03	756.94	756.89	756.51	756.44	756.45	756.41
Parziali	0.35	0.35	2.50	2.50	0.50	0.35	0.35
Sviluppata Par.	0.49	0.49	2.50	2.50	0.70	0.49	0.49
Sviluppata	0.00	0.13	0.63	1.12	3.62	6.12	6.83
Progressiva	-3.30	-3.20	-2.85	0.00	2.50	3.00	3.66
Dislivelli	0.00	-0.08	-0.39	-0.19	-0.03	0.00	0.00

Sezione: 20115  
 Progressiva: 1020.000  
 Q. Progetto: 756.708

Scala H 1/200.00  
 Scala V 1/200.00

754.00

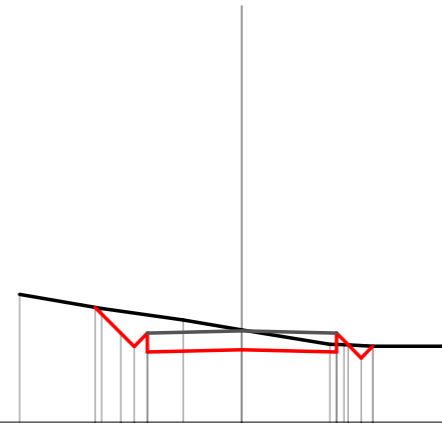


Quote	757.00 756.60 756.30 756.15	756.21	756.15 756.22 756.18
Parziali	0.35 0.35 0.35	2.50	2.50 0.43 0.35 0.31
Sviluppata Par.	0.49 0.49 0.49	2.50	2.50 0.61 0.49 0.34
Sviluppata	0.00 0.40 0.99 1.48	3.98	6.49 7.09 7.59 8.03
Progressiva	3.55 3.25 2.85 2.50	0.00	2.50 2.93 3.59
Dislivelli	0.00 -0.20 -0.81 -0.21	-0.33	-0.09 0.00 -0.00

Sezione: 20116  
 Progressiva: 1030.000  
 Q. Progetto: 756.410

Scala H 1/200.00  
 Scala V 1/200.00

754.00

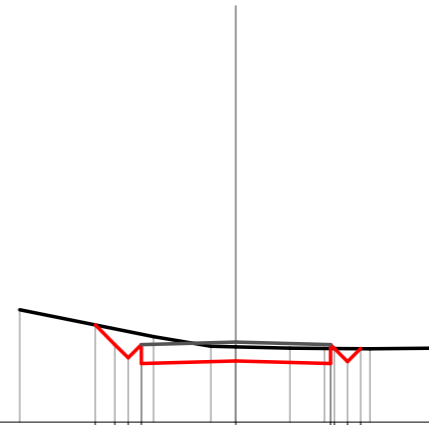


Quote		757.03	756.35	756.00	755.85	755.91	755.85	756.04	756.00
Parziali		0.68	0.35	0.35	2.50	2.50	0.35	0.35	0.31
Sviluppata Par.		0.96	0.49	0.49	2.50	2.50	0.43	0.44	0.44
Sviluppata		0.00	0.96	1.46	1.95	4.46	6.96	7.39	8.32
Progressiva		-3.88	-3.20	-2.85	-2.50	0.00	2.50	2.81	3.46
Dislivelli		0.00	-0.68	-0.88	-0.48	-0.53	-0.20	0.00	0.00

Sezione: 20117  
 Progressiva: 1040.000  
 Q. Progetto: 756.112

Scala H 1/200.00  
 Scala V 1/200.00

754.00



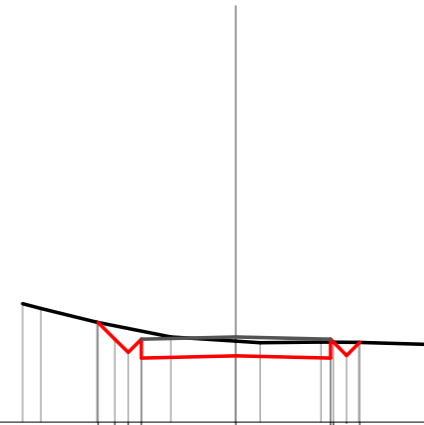
Quote	756.57	756.05	755.70	755.55	755.61	755.55	755.94	755.94
Parziali	0.52	0.35	0.35	2.50	2.50	0.35	0.35	
Sviluppata Par.	0.73	0.49	0.49	2.50	2.50	0.49	0.49	
Sviluppata	0.00	0.73	1.23	1.72	4.22	6.72	6.87	7.37
Progressiva	-3.72	-3.20	-2.85	-2.50	0.00	2.50	2.81	2.96
Dislivelli	0.00	-0.41	-0.69	-0.28	-0.37	-0.39	0.00	-0.35



Sezione: 20118  
 Progressiva: 1050.000  
 Q. Progetto: 756.251

Scala H 1/200.00  
 Scala V 1/200.00

754.00

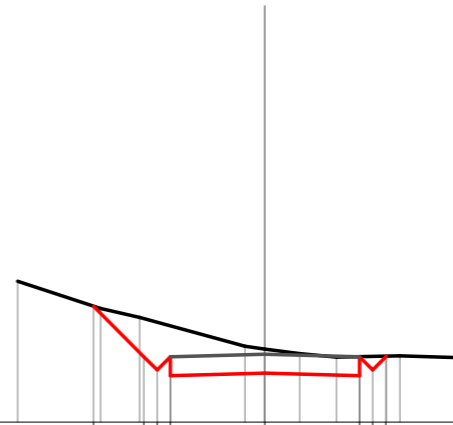


Quote	756.63 756.19 755.84 755.69		755.75	755.69 756.11 756.10
Parziali	0.44 0.35 0.35	2.50	2.50	0.35 0.35
Sviluppata Par.	0.63 0.49 0.49	2.50	2.50	0.49 0.49
Sviluppata	0.00 0.63 1.12 1.62		4.12	6.62 6.73 7.23 7.71
Progressiva	-3.64 -3.20 -2.85 -2.50		0.00	2.50 2.58 3.27
Dislivelli	-0.00 -0.36 -0.64 -0.22		-0.39	-0.42 -0.00 0.00

Sezione: 20119  
 Progressiva: 1060.000  
 Q. Progetto: 756.790

Scala H 1/200.00  
 Scala V 1/200.00

755.00

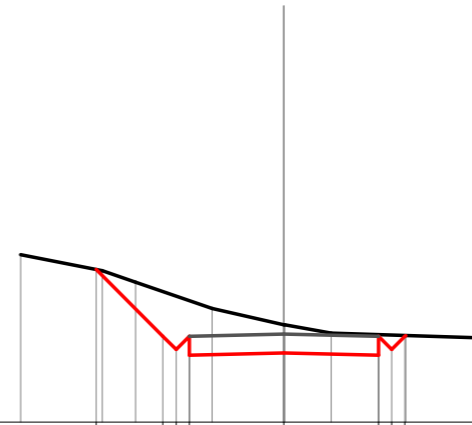


Quote		756.06	756.73	756.38	756.23	756.29	756.23	756.38	756.73
Parziali		1.34	0.35	0.35	2.50	2.50	0.35	0.35	
Sviluppata Par.		1.89	0.49	0.49	2.50	2.50	0.49	0.49	
Sviluppata		0.00	1.89	2.38	2.88	5.38	7.88	8.38	8.87
Progressiva		-4.54	-3.20	-2.85	-2.50	0.00	2.50	2.85	3.20
Dislivelli		0.00	-1.00	-1.26	-0.81	-0.64	-0.50	-0.36	-0.01

Sezione: 20120  
 Progressiva: 1070.000  
 Q. Progetto: 757.328

Scala H 1/200.00  
 Scala V 1/200.00

755.00

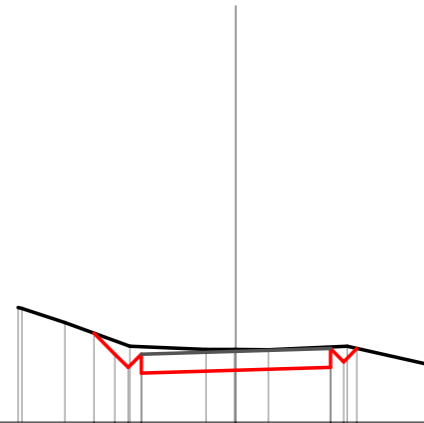


Quote		759.03	757.27	756.92	756.77	756.83	756.77	756.92	757.27
Parziali		1.77	0.35	0.35	2.50	2.50	0.35	0.35	
Sviluppata Par.		2.50	0.49	0.49	2.50	2.50	0.49	0.49	
Sviluppata		0.00	2.50	2.99	3.49	5.99	8.49	8.98	9.48
Progressiva		-4.97	-3.20	-2.85	-2.50	0.00	2.50	2.85	3.20
Dislivelli		-0.00	-1.18	-1.41	-0.94	-0.75	-0.54	-0.38	-0.02

Sezione: 20121  
 Progressiva: 1080.000  
 Q. Progetto: 757.867

Scala H 1/200.00  
 Scala V 1/200.00

756.00

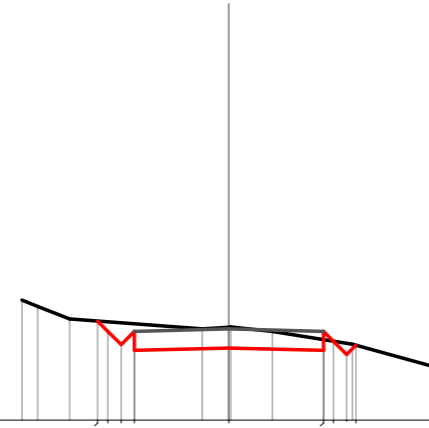


Quote		758.35	757.79	757.44	757.29	757.37	757.44	757.59	757.94
Parziali		0.56	0.35	2.50	2.50		0.35	0.35	
Sviluppata Par.		0.79	0.49	2.50	2.50		0.49	0.30	
Sviluppata		0.00	0.79	1.28	1.78	4.28	6.78	7.28	7.77
Progressiva		-3.76	-3.20	-2.85	-2.50	0.00	2.50	2.85	3.20
Dislivelli		-0.00	-0.35	-0.57	-0.20	-0.55	-0.54	-0.40	0.00

Sezione: 20122  
 Progressiva: 1090.000  
 Q. Progetto: 758.405

Scala H 1/200.00  
 Scala V 1/200.00

756.00

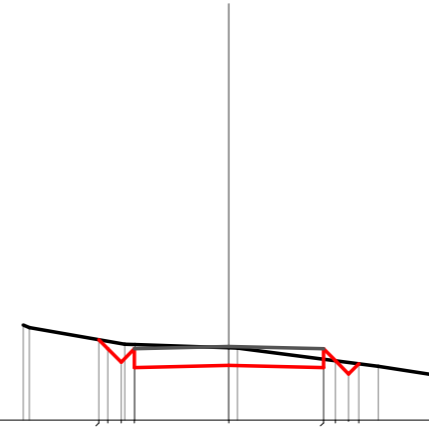


Quote	758.61 758.34 757.99 757.84	757.91	757.84 758.08 757.97
Parziali	0.27 0.35 0.35	2.50	2.50
Sviluppata Par.	0.38 0.49 0.49	2.50	2.50
Sviluppata	0.00 0.38 0.88 1.37	3.87	6.37 6.75 7.59
Progressiva	-3.47 -3.20 -2.85 -2.50	0.00	2.50 2.76 3.36
Dislivelli	-0.00 -0.25 -0.57 -0.20	-0.55	-0.28 -0.00 -0.00

Sezione: 20123  
 Progressiva: 1100.000  
 Q. Progetto: 758.944

Scala H 1/200.00  
 Scala V 1/200.00

757.00

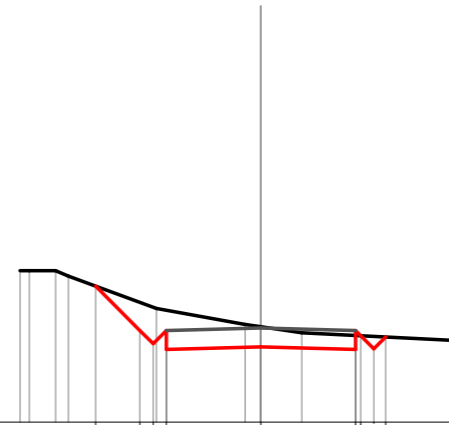


Quote	759.12 758.86 758.53 758.38	758.44	758.36 758.57 758.49
Parziali	0.34 0.35 0.35	2.50	2.50 0.35 0.27
Sviluppata Par.	0.34 0.49 0.49	2.50	2.50 0.44 0.38
Sviluppata	0.00 0.34 0.83 1.33	3.83	6.33 6.77 7.65
Progressiva	-3.44 -3.20 -2.85 -2.50	0.00	2.50 2.81 3.43
Dislivelli	0.00 -0.20 -0.49 -0.11	-0.47	-0.23 0.00 0.00

Sezione: 20124  
 Progressiva: 1110.000  
 Q. Progetto: 759.482

Scala H 1/200.00  
 Scala V 1/200.00

757.00

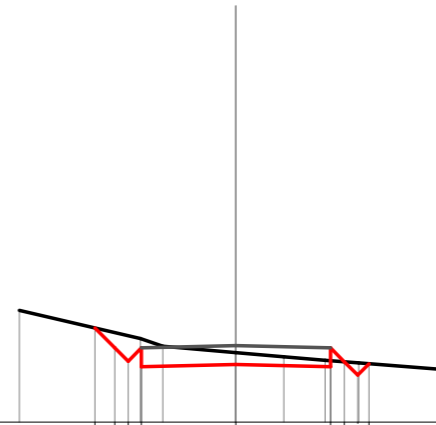


Quote		760.59	759.42	759.07	758.92	758.98	758.92	759.25
Parziali		1.17	0.35	2.50	2.50		0.35	0.25
Sviluppata Par.		1.66	0.49	2.50	2.50		0.49	0.25
Sviluppata		0.00	1.66	2.15	2.65	5.15	7.65	7.84
Progressiva		-4.37	-3.20	-2.85	-2.50	0.00	2.50	2.84
Dislivelli		-0.00	-0.74	-0.96	-0.53	-0.54	-0.37	0.00

Sezione: 20125  
 Progressiva: 1120.000  
 Q. Progetto: 760.021

Scala H 1/200.00  
 Scala V 1/200.00

758.00



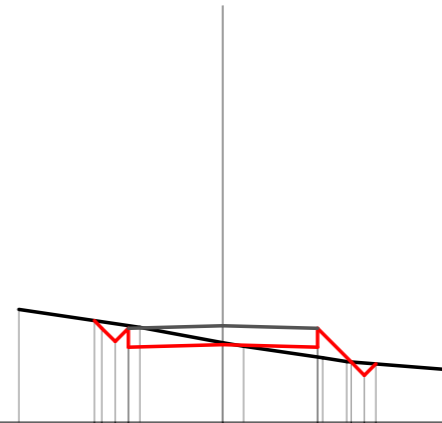
Quote		760.49	759.96	759.61	759.46	759.52	759.46	759.59	759.54
Parziali		0.53	0.35	0.35	2.50	2.50	0.37	0.35	0.35
Sviluppata Par.		0.75	0.49	0.49	2.50	2.50	0.52	0.35	0.35
Sviluppata		0.00	0.75	1.24	1.74	4.24	6.74	7.26	7.76
Progressiva		-3.73	-3.20	-2.85	-2.50	0.00	2.50	2.87	3.52
Dislivelli		-0.00	-0.41	-0.67	-0.24	-0.31	-0.16	0.00	0.00



Sezione: 20126  
 Progressiva: 1130.000  
 Q. Progetto: 760.542

Scala H 1/200.00  
 Scala V 1/200.00

758.00

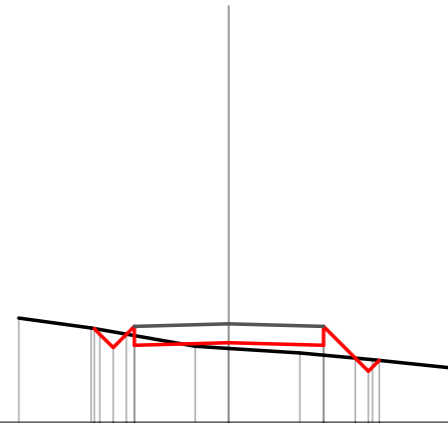


Quote	760.68 760.48 760.13 759.98	760.04	759.98 759.59 759.53
Parziali	0.35 0.35 0.35	2.50	2.50 0.89 0.35
Sviluppata Par.	0.35 0.35 0.35	2.50	2.50 1.26 0.35
Sviluppata	0.00 0.28 0.78 1.27	3.77	6.27 7.54 8.03 8.45
Progressiva	-3.40 -3.20 -2.85 -2.50	0.00	2.50 3.39 4.04
Dislivelli	-0.00 -0.17 -0.47 -0.06	-0.06	0.26 -0.00 0.00

Sezione: 20127  
 Progressiva: 1140.000  
 Q. Progetto: 760.592

Scala H 1/200.00  
 Scala V 1/200.00

758.00

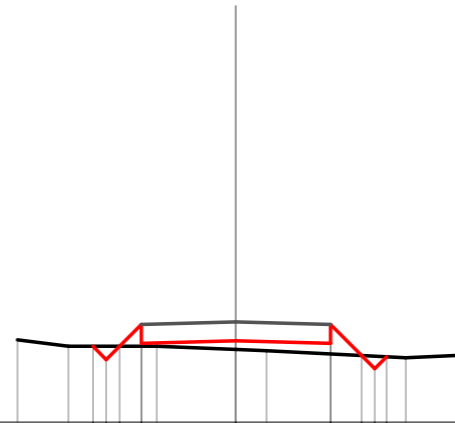


Quote	760.47	760.03	760.09	760.03	759.69	759.63
Parziali	0.35 0.35 0.35	2.50	2.50	0.84	0.35 0.35	
Sviluppata Par.	0.49 0.49 0.30	2.50	2.50	1.19	0.49 0.41	
Sviluppata	0.00 0.21 0.71 1.50	4.00	6.50	7.69 8.18	8.59	
Progressiva	-3.56 -3.41 -2.50	0.00	2.50	3.34 3.98		
Dislivelli	-0.00 -0.12 0.25	0.15	0.26	0.00 0.00		

Sezione: 20128  
 Progressiva: 1150.000  
 Q. Progetto: 760.643

Scala H 1/200.00  
 Scala V 1/200.00

758.00

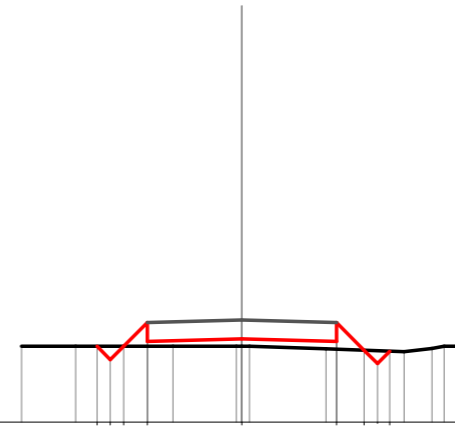


Quote	760.00	759.65	760.00	760.08	760.14	760.08	759.76	759.73
Parziali	0.35	0.35	0.58	2.50	2.50	0.82	0.35	0.35
Sviluppata Par.	0.70	0.70	0.82	2.50	2.50	1.16	0.49	0.35
Sviluppata	0.00	0.49	0.99	1.81	4.31	6.81	7.97	8.47
Progressiva	-3.76	-3.43	-3.08	-2.50	0.00	2.50	3.32	3.99
Dislivelli	-0.00	-0.35	-0.00	0.58	0.22	0.28	0.00	0.00

Sezione: 20129  
 Progressiva: 1160.000  
 Q. Progetto: 760.694

Scala H 1/200.00  
 Scala V 1/200.00

758.00

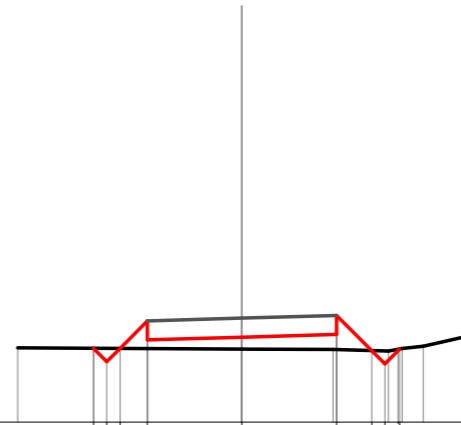


Quote	760.00	759.66	760.00	760.13	760.19	760.13	759.90	759.87
Parziali	0.35	0.35	0.63	2.50	2.50	0.74	0.35	0.32
Sviluppata Par.	0.70	0.70	0.89	2.50	2.50	1.04	0.49	0.06
Sviluppata	0.00	0.49	0.99	1.88	4.38	6.88	7.92	8.88
Progressiva	-3.83	-3.48	-3.13	-2.50	0.00	2.50	3.24	3.91
Dislivelli	-0.00	-0.35	-0.00	0.63	0.19	0.21	-0.00	-0.00

Sezione: 20130  
 Progressiva: 1170.000  
 Q. Progetto: 760.744

Scala H 1/200.00  
 Scala V 1/200.00

758.00

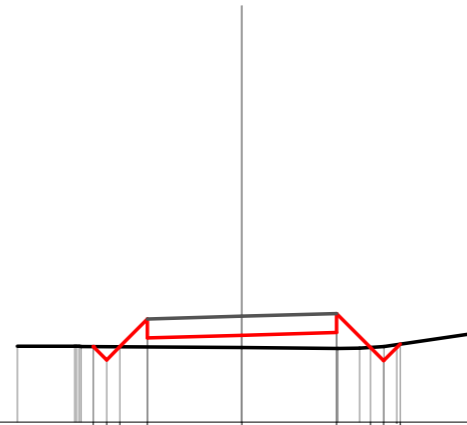


Quote	759.96	760.17	760.24	760.32	759.89	759.54	759.93
Parziali	0.35	0.72	2.50	2.50	0.93	0.35	0.35
Sviluppata Par.	0.49	1.02	2.50	2.50	1.32	0.70	0.35
Sviluppata	0.00	0.99	2.01	4.51	7.01	8.33	9.38
Progressiva	-3.93	-3.22	-2.50	0.00	2.50	3.43	4.17
Dislivelli	0.00	-0.60	0.73	0.31	0.40	-0.34	0.00

Sezione: 20131  
 Progressiva: 1180.000  
 Q. Progetto: 760.795

Scala H 1/200.00  
 Scala V 1/200.00

758.00

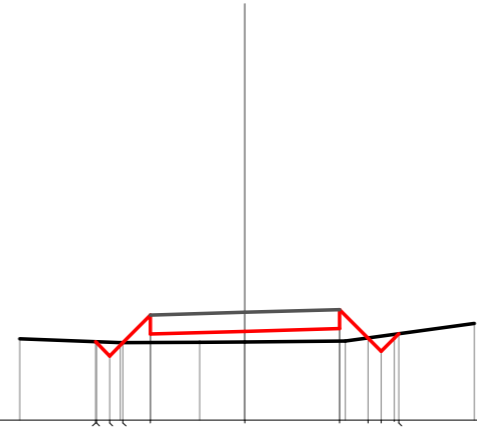


Quote	759.99	759.94	759.99	760.22	760.29	760.37	759.97	759.62	760.06
Parziali	0.36	0.35	0.73	2.50	2.50	0.90	0.35	0.35	
Sviluppata Par.	0.49	0.49	1.03	2.50	2.50	1.27	0.49	0.49	
Sviluppata	0.00	0.49	0.99	2.02	4.52	7.02	8.29	8.79	9.41
Progressiva	-3.93	-3.23	-2.50		0.00	2.50	3.40	3.75	4.19
Dislivelli	0.00	0.56	0.73		0.33	0.42	0.00	-0.37	-0.00

Sezione: 20132  
 Progressiva: 1190.000  
 Q. Progetto: 760.846

Scala H 1/200.00  
 Scala V 1/200.00

758.00

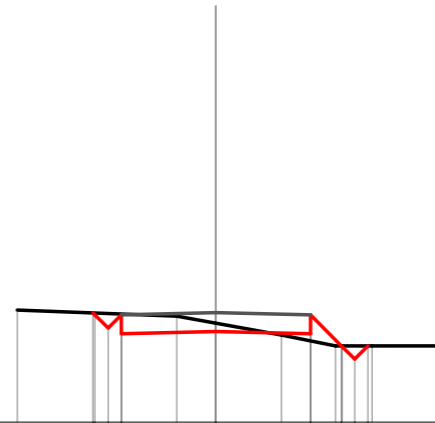


Quote	760.07	760.04	760.05	760.21	760.35	760.42	760.17	759.82	760.28
Parziali	0.35	0.35	0.73	2.50	2.50	0.75	0.35	0.35	
Sviluppata Par.	0.49	0.49	1.03	2.50	2.50	1.07	0.49	0.49	
Sviluppata	0.00	0.04	1.03	4.56	7.06	8.12	8.61	9.11	9.27
Progressiva	-3.95	-3.95	-3.95	0.00	2.50	3.25	3.60	4.07	
Dislivelli	0.00	-0.02	0.28	0.28	0.34	-0.40	-0.40	0.00	

Sezione: 20133  
 Progressiva: 1200.000  
 Q. Progetto: 760.896

Scala H 1/200.00  
 Scala V 1/200.00

758.00



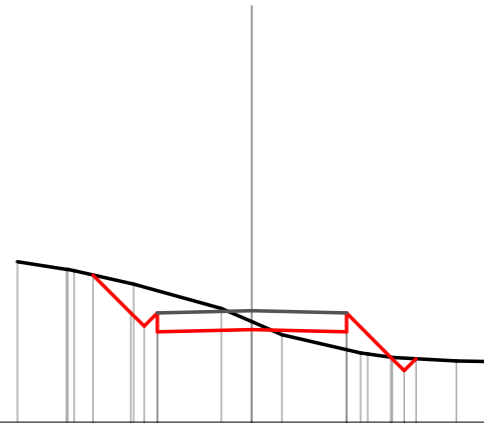
Quote	760.88 760.83 760.48 760.33	760.40	760.33 760.02 760.07 760.02
Parziali	0.35 0.35	2.50	2.50 0.82 0.35 0.35
Sviluppata Par.	0.49 0.49	2.50	2.50 1.16 0.49 0.50
Sviluppata	0.00 0.07 0.57 1.06	3.56	6.06 7.22 7.22 6.21
Progressiva	-3.25 -3.20 -2.85 -2.50	0.00	2.50 3.32 3.67 4.02
Dislivelli	0.00 -0.05 -0.38 -0.02	-0.21	0.19 0.00 -0.36 0.00



Sezione: 20134  
 Progressiva: 1210.000  
 Q. Progetto: 760.947

Scala H 1/200.00  
 Scala V 1/200.00

758.00

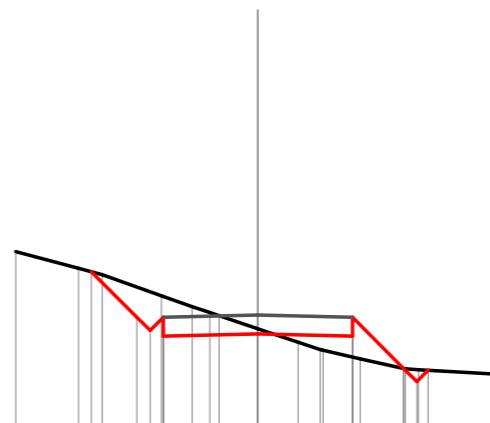


Quote		761.89	760.88	760.53	760.38	760.45	760.38	759.71	759.67
Parziali		1.00	0.49	0.35	2.50	2.50	1.17	0.35	0.11
Sviluppata Par.		1.42	0.49	0.49	2.50	2.50	1.66	0.49	0.44
Sviluppata		0.00	1.42	1.91	2.41	4.91	7.41	9.07	9.56
Progressiva		-4.20	-3.20	-2.85	-2.50	0.00	2.50	3.67	4.34
Dislivelli		-0.00	-0.78	-1.03	-0.59	-0.20	0.47	0.00	0.00

Sezione: 20135  
 Progressiva: 1220.000  
 Q. Progetto: 760.937

Scala H 1/200.00  
 Scala V 1/200.00

758.00

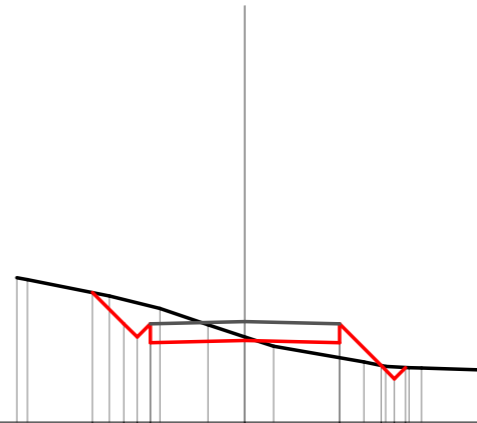


Quote		762.08	760.87	760.52	760.37	760.44	760.37	759.52	759.47
Parziali		1.20	0.35	2.50	2.50	1.35	0.35	0.35	
Sviluppata Par.		1.70	0.49	2.50	2.50	1.91	0.79	0.35	
Sviluppata		0.00	1.70	2.69	5.19	7.69	9.60	10.10	10.52
Progressiva		-4.40	-3.20	-2.85	-2.50	0.00	2.50	3.85	4.50
Dislivelli		0.00	-0.80	-1.02	-0.55	-0.14	0.55	0.00	-0.00

Sezione: 20136  
 Progressiva: 1230.000  
 Q. Progetto: 760.657

Scala H 1/200.00  
 Scala V 1/200.00

758.00

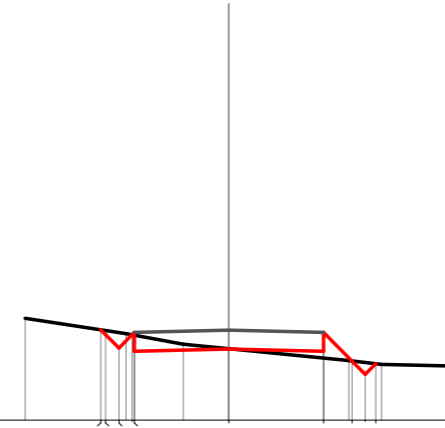


Quote		761.42	760.59	760.24	760.09	760.16	760.09	759.49	759.44
Parziali		0.83	0.35	0.35	2.50	2.50	1.10	0.35	0.35
Sviluppata Par.		1.17	0.49	0.49	2.50	2.50	1.56	0.49	0.49
Sviluppata		0.00	1.17	1.67	4.66	7.16	8.72	9.22	9.64
Progressiva		-4.03	-3.20	-2.85	-2.50	0.00	2.50	3.60	4.25
Dislivelli		0.00	-0.64	-0.91	-0.47	-0.09	0.39	0.00	0.00

Sezione: 20137  
 Progressiva: 1240.000  
 Q. Progetto: 760.377

Scala H 1/200.00  
 Scala V 1/200.00

758.00

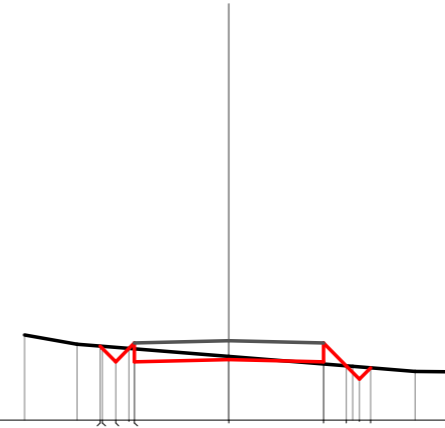


Quote	760.39	760.38	759.81	759.88	759.81	759.56	759.49
Parziali	0.35	0.35	2.50	2.50	0.76	0.35	0.38
Sviluppata Par.	0.35	0.35	2.50	2.50	1.07	0.35	0.38
Sviluppata	0.00	0.19	0.68	1.28	3.76	6.26	7.83
Progressiva	-3.39	-3.38	-2.50	0.00	2.50	3.26	3.88
Dislivelli	0.00	-0.11	0.07	-0.00	0.18	-0.00	0.00

Sezione: 20138  
 Progressiva: 1250.000  
 Q. Progetto: 760.097

Scala H 1/200.00  
 Scala V 1/200.00

758.00

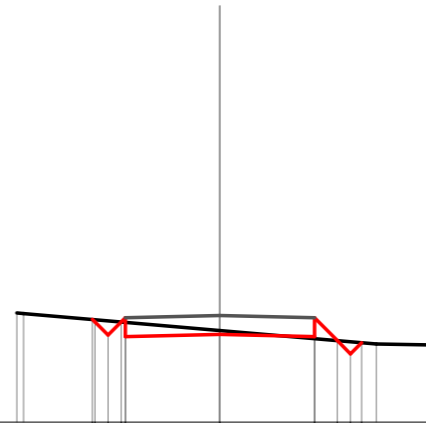


Quote	759.95	759.53	759.60	759.53	759.43	759.38
Parziali	0.35	2.50	2.50	0.60	0.35	0.25
Sviluppata Par.	0.70	2.50	2.50	0.85	0.35	0.02
Sviluppata	0.00	0.09	3.78	6.28	7.13	8.05
Progressiva	-3.40	-2.50	0.00	2.50	3.10	3.75
Dislivelli	0.00	0.16	-0.08	0.05	-0.00	0.00

Sezione: 20139  
 Progressiva: 1260.000  
 Q. Progetto: 759.817

Scala H 1/200.00  
 Scala V 1/200.00

757.00

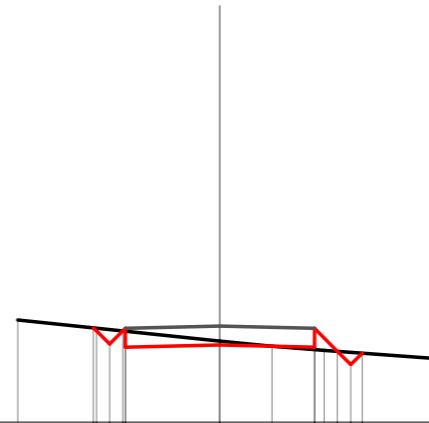


Quote	759.71	759.25	759.32	759.25	759.15	759.10
Parziali	0.35 0.35	2.50	2.50	0.60 0.35	0.35	0.25
Sviluppata Par.	0.70 0.70	2.50	2.50	0.95 0.35	0.35	0.25
Sviluppata	0.00 0.09 0.59 1.58	3.74	6.24	7.09 7.59	8.00	
Progressiva	-3.38 -3.31 -2.50	0.00	2.50	3.10 3.75		
Dislivelli	-0.00 -0.08 0.12	-0.10	0.05	0.00 0.00		

Sezione: 20140  
 Progressiva: 1270.000  
 Q. Progetto: 759.537

Scala H 1/200.00  
 Scala V 1/200.00

757.00

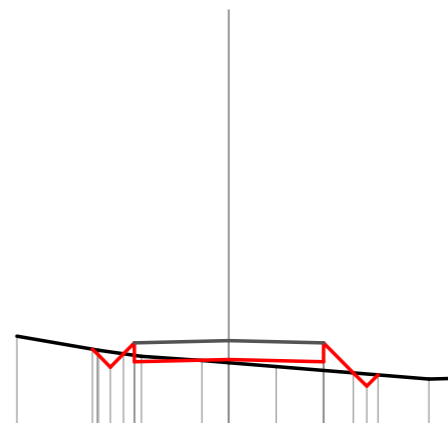


Quote	759.49 759.41	758.97	759.04	758.97 758.87	758.82
Parziali	0.35 0.35	2.50	2.50	0.61 0.35	0.25
Sviluppata Par.	0.70	2.50	2.50	0.96 0.35	0.25
Sviluppata	0.00 0.11 1.20	3.70	6.20 7.06 7.55	7.98	
Progressiva	-3.35 -3.27	-2.50	0.00	2.50 3.11 3.76	
Dislivelli	-0.00 -0.07	0.07	-0.11	0.06 0.00 0.00	

Sezione: 20141  
 Progressiva: 1280.000  
 Q. Progetto: 759.256

Scala H 1/200.00  
 Scala V 1/200.00

757.00



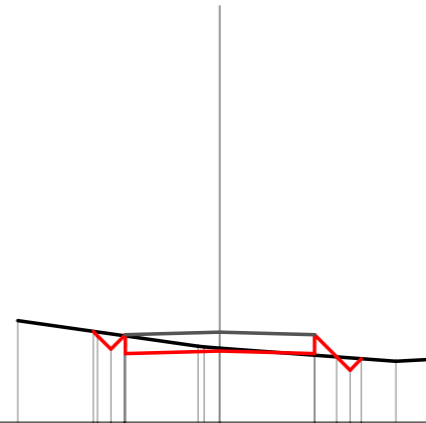
Quote	759.03 758.01	758.69	758.76	758.69	758.40	758.35
Parziali	0.35 0.35 0.35	2.50	2.50	0.79	0.35	0.35
Sviluppata Par.	0.49 0.49 0.00	2.50	2.50	1.12	0.49	0.02
Sviluppata	0.00 0.17 0.16 1.19	4.07	6.57	7.69	8.18	8.60
Progressiva	-3.61 -3.69	-2.50	0.00	2.50	3.29	3.94
Dislivelli	0.00 -0.10	0.33	0.08	0.23	-0.00	0.00



Sezione: 20142  
 Progressiva: 1290.000  
 Q. Progetto: 758.374

Scala H 1/200.00  
 Scala V 1/200.00

756.00

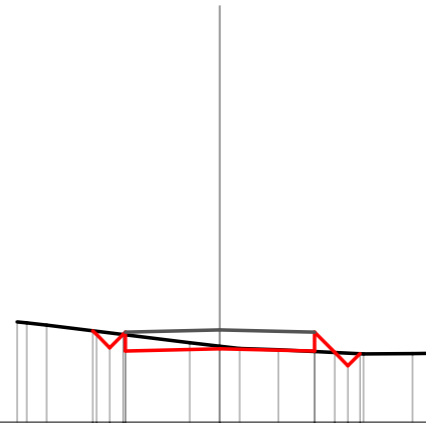


Quote	758.39	758.28	757.81	757.87	757.81	757.72	757.67
Parziali	0.35	2.50	2.50	0.59	0.35		
Sviluppata Par.	0.49	2.50	2.50	0.84	0.49		
Sviluppata	0.00	0.16	1.25	3.70	6.20	7.04	7.96
Progressiva	-3.35	-3.23	-2.50	0.00	2.50	3.09	3.74
Dislivelli	-0.00	-0.10	0.04	-0.08	0.05	0.00	0.00

Sezione: 20143  
 Progressiva: 1300.000  
 Q. Progetto: 757.438

Scala H 1/200.00  
 Scala V 1/200.00

755.00

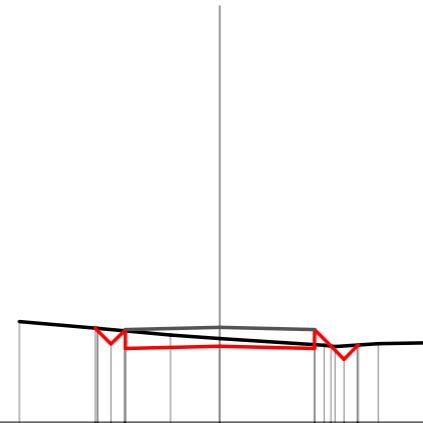


Quote		757.41	756.88	756.94	756.88	756.84	756.81
Parziali		0.35	2.50	2.50	0.54	0.35	
Sviluppata Par.		0.35	2.50	2.50	0.76	0.35	
Sviluppata		0.00	0.14	3.72	6.22	6.98	7.93
Progressiva		-3.36	-2.50	0.00	2.50	3.04	3.71
Dislivelli		-0.00	0.07	-0.07	0.01	0.00	0.00

Sezione: 20144  
 Progressiva: 1310.000  
 Q. Progetto: 756.503

Scala H 1/200.00  
 Scala V 1/200.00

754.00

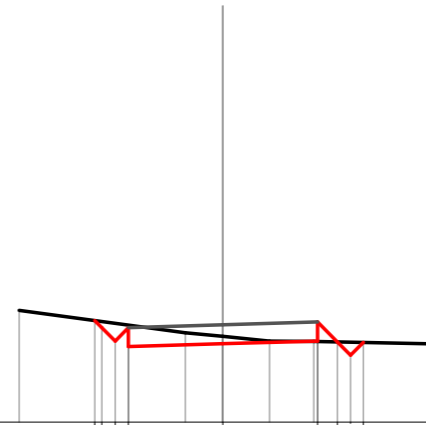


Quote		756.49	756.41	755.94	756.00	755.94	755.01	755.66	756.04
Parziali		0.49	0.35	2.50	2.50	0.43	0.36	0.35	
Sviluppata Par.		0.49	0.49	2.50	2.50	0.81	0.90	0.49	
Sviluppata		0.00	0.10	1.09	3.63	6.13	6.74	7.24	7.78
Progressiva		-3.30	-3.23	-2.50	0.00	2.50	2.93	3.28	3.66
Dislivelli		0.00	-0.07	0.08	-0.21	-0.10	0.00	-0.35	0.00

Sezione: 20145  
 Progressiva: 1320.000  
 Q. Progetto: 755.567

Scala H 1/200.00  
 Scala V 1/200.00

753.00

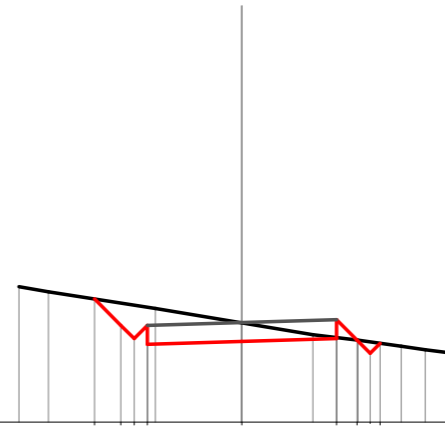


Quote	755.68 755.48 755.14 754.99	755.07	755.14 755.11 755.10
Parziali	0.35 0.35 0.35	2.50	2.50 0.53 0.35
Sviluppata Par.	0.75 0.75 0.75	2.50	2.50 0.75 0.35
Sviluppata	0.00 0.27 1.26	3.76	6.26 7.00 7.97
Progressiva	3.30 3.20 2.85 2.50	0.00	2.50 3.03 3.71
Dislivelli	0.00 -0.16 -0.47 -0.07	-0.19	0.02 0.00 -0.00

Sezione: 20146  
 Progressiva: 1330.000  
 Q. Progetto: 754.632

Scala H 1/200.00  
 Scala V 1/200.00

752.00

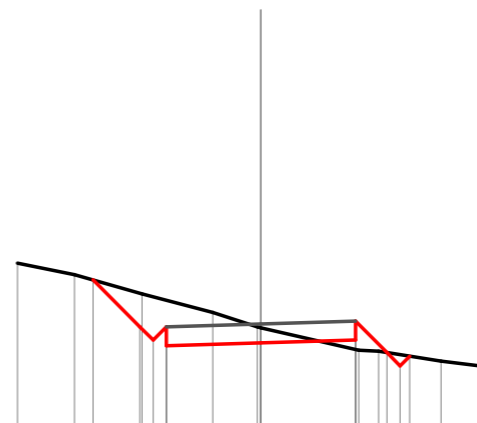


Quote		755.25	754.56	754.21	754.06	754.13	754.21	754.17	754.08
Parziali		0.70	0.35	2.50	2.50	0.54	0.35		
Sviluppata Par.		0.98	0.49	2.50	2.50	0.77	0.39		
Sviluppata		0.00	0.98	1.48	1.97	4.48	6.98	7.74	8.24
Progressiva		-3.90	-3.20	-2.85	-2.50	0.00	2.50	3.04	3.65
Dislivelli		0.00	-0.60	-0.88	-0.48	-0.49	-0.03	0.00	0.00

Sezione: 20147  
 Progressiva: 1340.000  
 Q. Progetto: 753.696

Scala H 1/200.00  
 Scala V 1/200.00

751.00

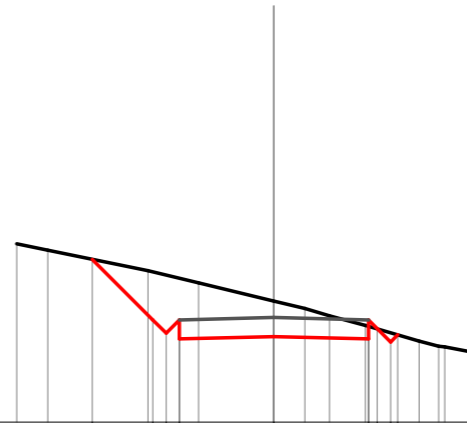


Quote		754.86	753.62	753.27	753.12	753.20	753.27	752.94	752.84
Parziali		1.24	0.35	0.35	2.50	2.50	0.83	0.35	0.25
Sviluppata Par.		1.75	0.49	0.49	2.50	2.50	1.18	0.49	0.36
Sviluppata		0.00	1.75	2.25	2.74	5.25	7.75	8.92	9.42
Progressiva		-4.44	-3.20	-2.85	-2.50	0.00	2.50	3.33	3.93
Dislivelli		0.00	-0.89	-1.15	-0.70	-0.40	0.25	0.00	0.00

Sezione: 20148  
 Progressiva: 1350.000  
 Q. Progetto: 752.761

Scala H 1/200.00  
 Scala V 1/200.00

750.00

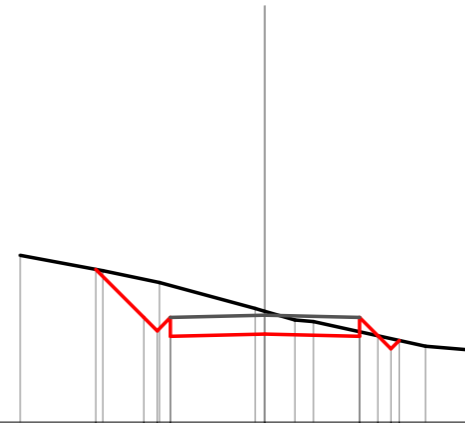


Quote		754.30	752.70	752.35	752.20	752.26	752.20	752.46	752.30
Parziali		1.60	0.35	0.35	2.50	2.50	0.35	0.35	
Sviluppata Par.		2.26	0.49	0.49	2.50	2.50	0.35	0.35	
Sviluppata		0.00	2.26	2.76	3.25	5.75	8.26	8.59	9.38
Progressiva		-4.80	-3.20	-2.85	-2.50	0.00	2.50	2.73	3.27
Dislivelli		-0.00	-1.27	-1.54	-1.10	-0.94	-0.34	-0.00	-0.00

Sezione: 20149  
 Progressiva: 1360.000  
 Q. Progetto: 751.825

Scala H 1/200.00  
 Scala V 1/200.00

749.00



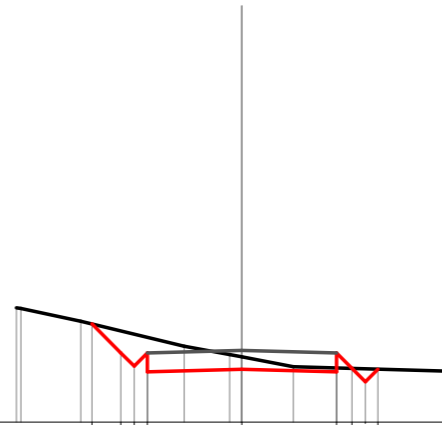
Quote		753.04	751.76	751.41	751.26	751.33	751.26	751.28	751.16
Parziali		1.27	0.35	0.35	2.50	2.50	0.48	0.35	
Sviluppata Par.		1.80	0.49	0.49	2.50	2.50	0.68	0.39	
Sviluppata		0.00	1.80	2.29	2.79	5.29	7.79	8.47	9.28
Progressiva		-4.47	-3.20	-2.85	-2.50	0.00	2.50	2.88	3.56
Dislivelli		0.00	-1.01	-1.28	-0.84	-0.60	-0.12	-0.00	-0.00



Sezione: 20150  
 Progressiva: 1370.000  
 Q. Progetto: 750.890

Scala H 1/200.00  
 Scala V 1/200.00

749.00

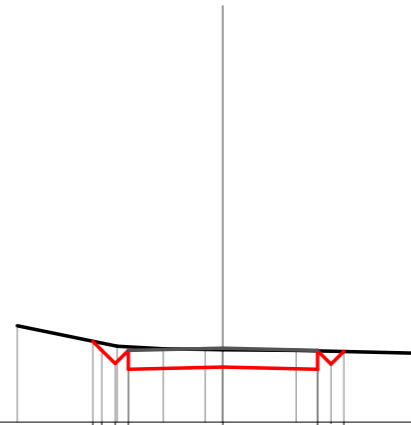


Quote		751.59	750.83	750.48	750.33	750.39	750.33	750.42	750.40
Parziali		0.76	0.35	0.35	2.50	2.50	0.41	0.35	0.35
Sviluppata Par.		1.08	0.49	0.49	2.50	2.50	0.58	0.49	0.49
Sviluppata		0.00	1.08	1.58	2.07	4.57	7.07	7.66	8.15
Progressiva		-3.96	-3.20	-2.85	-2.50	0.00	2.50	2.91	3.59
Dislivelli		0.00	-0.58	-0.84	-0.41	-0.33	-0.10	0.00	0.00

Sezione: 20151  
 Progressiva: 1380.000  
 Q. Progetto: 749.954

Scala H 1/200.00  
 Scala V 1/200.00

748.00

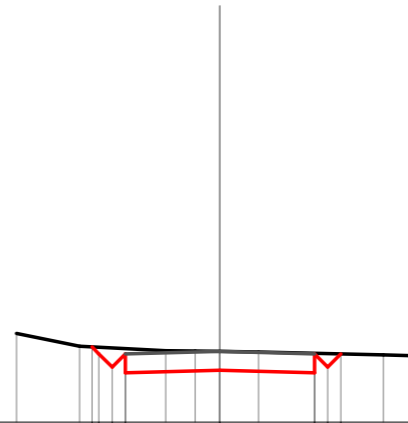


Quote	750.13	749.89	749.54	749.39	749.45	749.39	749.86
Parziali	0.24	0.35	2.50	2.50	0.35	0.35	
Sviluppata Par.	0.31	0.49	2.50	2.50	0.49	0.31	
Sviluppata	0.00	0.34	0.84	1.33	3.83	6.33	6.83
Progressiva	-3.44	-3.20	-2.85	-2.50	0.00	2.50	3.20
Dislivelli	0.00	-0.19	-0.47	-0.09	-0.46	-0.49	0.00

Sezione: 20152  
 Progressiva: 1380.956  
 Q. Progetto: 749.865

Scala H 1/200.00  
 Scala V 1/200.00

748.00

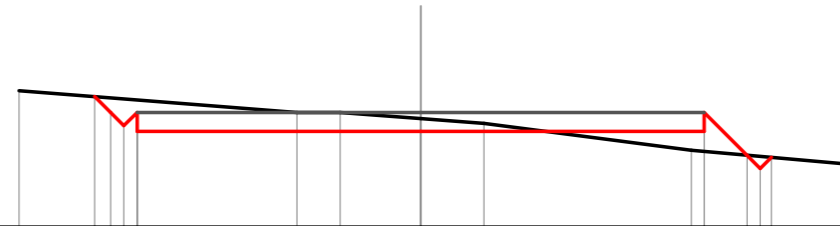


Quote	749.98 749.80 749.45 749.30	749.37	749.30 749.45 749.80
Parziali	0.35 0.35 0.35	2.50	2.50
Sviluppata Par.	0.35 0.35 0.35	2.50	2.50
Sviluppata	0.00 0.26 0.75 1.25	3.75	6.25 6.74 7.24
Progressiva	3.38 3.20 2.85 2.50	0.00	2.50 2.85 3.20
Dislivelli	0.00 -0.17 -0.50 -0.14	-0.50	-0.52 -0.36 0.00

Sezione: 20153  
 Progressiva: 0.000  
 Q. Progetto: 855.000

Scala H 1/200.00  
 Scala V 1/200.00

852.00

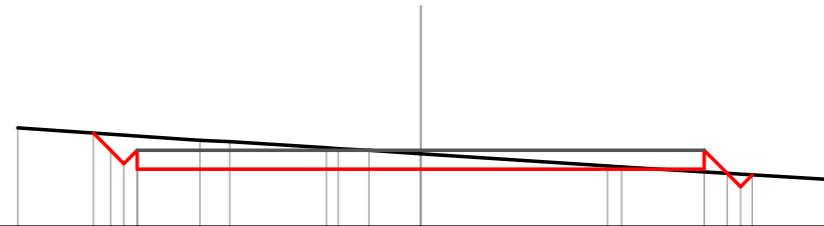


Quote	855.42 855.00 854.65 854.50	854.50	854.50	853.87 853.81
Parziali	0.42 0.35 0.35	7.50	7.50	1.13 0.35 0.28
Sviluppata Par.	0.60 0.49 0.49	7.50	7.50	1.60 0.49 0.11
Sviluppata	0.00 0.60 1.09 1.59	9.09	16.59	18.19 16.68 19.09
Progressiva	-8.62 -8.20 -7.85 -7.50	0.00	7.50	8.63 9.27
Dislivelli	-0.00 -0.39 -0.71 -0.33	-0.34	0.53	0.00 0.00

Sezione: 20154  
 Progressiva: 10.000  
 Q. Progetto: 855.000

Scala H 1/200.00  
 Scala V 1/200.00

853.00  
 ▽

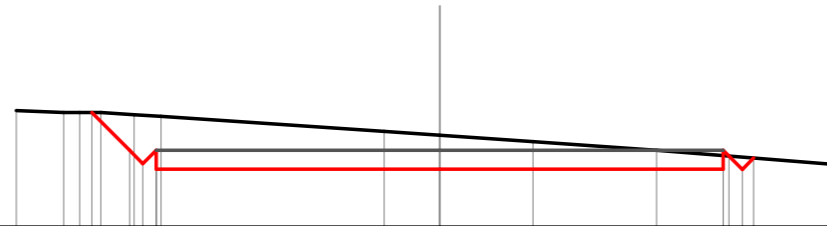


Quote	855.46 855.00 854.65 854.50	854.50	854.50	854.39 854.35 854.35
Parziali	0.46 0.35 0.35	7.50	7.50	0.61 0.35 0.31
Sviluppata Par.	0.65 0.49 0.49	7.50	7.50	0.86 0.49 0.44
Sviluppata	0.00 0.65 1.14 1.64	9.14	9.14	16.64 17.50 17.99 18.43
Progressiva	-8.66 -8.20 -7.85 -7.50	0.00	0.00	7.50 8.11 8.77
Dislivelli	0.00 -0.43 -0.75 -0.38	-0.41	-0.41	0.07 0.00 0.00

Sezione: 20155  
 Progressiva: 20.000  
 Q. Progetto: 855.000

Scala H 1/200.00  
 Scala V 1/200.00

853.00  
 ▽

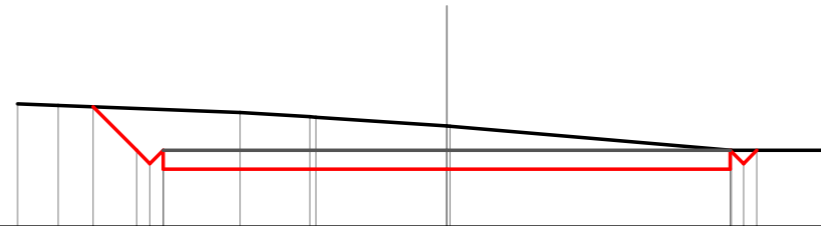


Quote	856.00	855.00 854.65 854.50	854.50	854.50	854.80 854.80
Parziali	1.00	0.35 0.35	7.50	7.50	0.35 0.35
Sviluppata Par.	1.41	0.49 0.49	7.50	7.50	0.49 0.49
Sviluppata	0.00	1.41 1.91 2.40	9.90		17.40 17.62 18.54
Progressiva	-9.20	-8.20 -7.85 -7.50	0.00		7.50 7.85 8.30
Dislivelli	-0.00	-0.95 -1.28 -0.91	-0.90		-0.36 -0.00 -0.00

Sezione: 20156  
 Progressiva: 30.000  
 Q. Progetto: 855.000

Scala H 1/200.00  
 Scala V 1/200.00

853.00

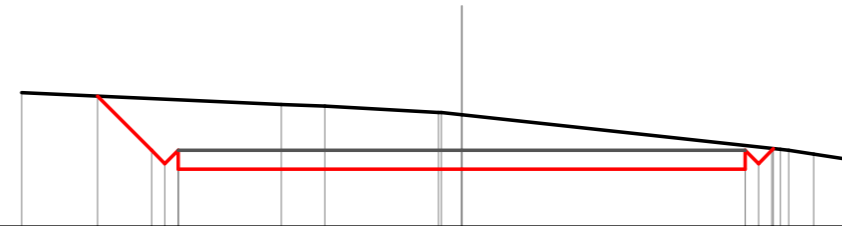


Quote	856.15	855.00	854.50	854.50	854.50	854.65	855.00
Parziali	1.15	0.95	7.50		7.50	0.35	0.35
Sviluppata Par.	1.63	0.49	7.50		7.50	0.49	0.49
Sviluppata	0.00	1.63		10.12		17.62	18.61
Progressiva	-9.35	-8.20		0.00		7.50	7.85
Dislivelli	0.00	-1.11		-1.14		-0.50	-0.35
		-1.44					0.00
		-1.08					

Sezione: 20157  
 Progressiva: 40.000  
 Q. Progetto: 855.000

Scala H 1/200.00  
 Scala V 1/200.00

853.00  
 ▽



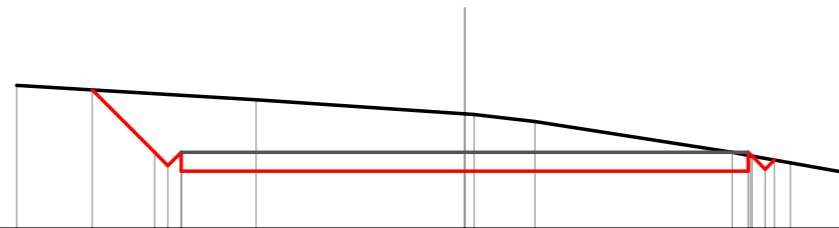
Quote	856.43	855.00 854.65 854.50	854.50	854.50 854.65 855.04
Parziali	1.43	0.35 0.35 0.35	7.50	7.50 0.35 0.35
Sviluppata Par.	2.03	0.48 0.48 0.48	7.50	7.50 0.48 0.48
Sviluppata	0.00	2.03 2.52 3.02	10.52	18.02 18.51 19.01 19.07
Progressiva	-9.63	-8.20 -7.85 -7.50	0.00	7.50 7.85 8.24
Dislivelli	-0.00	-1.37 -1.70 -1.34	-1.44	-0.63 -0.44 0.00



Sezione: 20158  
 Progressiva: 50.000  
 Q. Progetto: 855.000

Scala H 1/200.00  
 Scala V 1/200.00

853.00

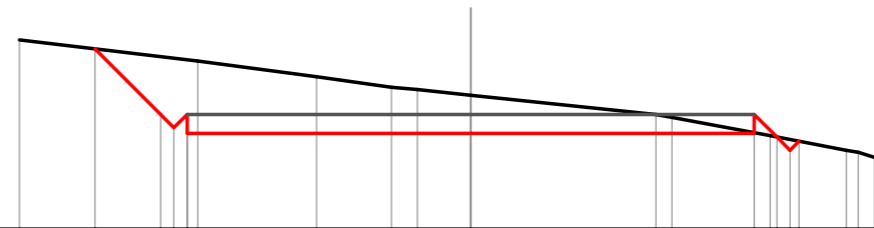


Quote	856.65	855.00 854.65 854.50	854.50	854.50 854.80
Parziali	1.65	0.35 0.35 0.35	7.50	7.50 0.35 0.35
Sviluppata Par.	2.34	0.48 0.48 0.48	7.50	7.50 0.35 0.35
Sviluppata	0.00	2.34 2.83 3.33	10.83	18.33 18.46 18.96
Progressiva	-9.85	-8.20 -7.85 -7.50	0.00	7.50 7.85 8.19
Dislivelli	0.00	-1.55 -1.88 -1.51	-1.52	-0.42 -0.00 -0.00

Sezione: 20159  
 Progressiva: 60.000  
 Q. Progetto: 855.000

Scala H 1/200.00  
 Scala V 1/200.00

852.00

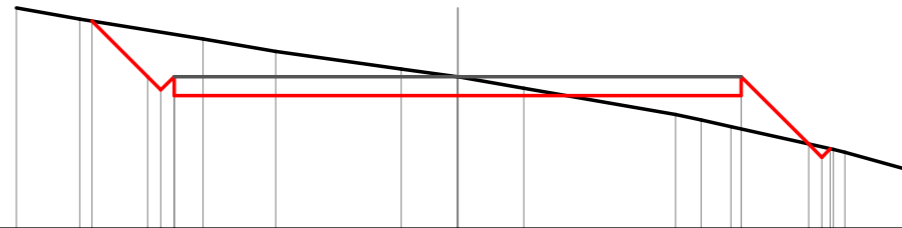


Quote	856.74	855.00 854.65 854.50	854.50	854.50	854.50 854.41 854.29
Parziali	1.74	0.35 0.35 0.35	7.50	7.50	0.69 0.35 0.35
Sviluppata Par.	2.46	0.48 0.48 0.48	7.50	7.50	0.84 0.49 0.35
Sviluppata	0.00	2.46 2.95 3.45	10.95	18.45 19.29 19.78	20.12
Progressiva	-9.94	-8.20 -7.85 -7.50	0.00	7.50 8.09 8.68	
Dislivelli	0.00	-1.53 -1.84 -1.45	-1.01	-0.02 -0.00 0.00	

Sezione: 20160  
 Progressiva: 70.000  
 Q. Progetto: 855.000

Scala H 1/200.00  
 Scala V 1/200.00

851.00



Quote	856.47	855.00 854.65 854.50	854.50	854.50	853.22 853.09
Parziali	1.47	0.35 0.35	7.50	7.50	1.78 0.35 0.35
Sviluppata Par.	2.08	0.49 0.49	7.50	7.50	2.52 0.49 0.35
Sviluppata	0.00	2.08 2.58 3.07	10.57	18.07	20.59 21.09 21.40
Progressiva	-9.67	-8.20 -7.85 -7.50	0.00	7.50	9.28 9.85
Dislivelli	0.00	-1.24 -1.53 -1.12	-0.50	0.88	0.00 0.00