

Comune  
di Corleto Perticara



Regione Basilicata



Provincia di Potenza



Committente:

**RWE**

**RENEWABLES ITALIA S.R.L.**  
Via Andrea Doria, 41/G - 00192 Roma  
P.IVA/C.F. 06400370968  
pec: rwerenewablesitaliasrl@legalmail.it

Titolo del Progetto:

**Progetto per la realizzazione di una centrale eolica da 44,80 MW nel  
comune di Corleto Perticara (PZ)**

Documento:

**PROGETTO DEFINITIVO**

Richiesta Autorizzazione Unica ai sensi del D. Lgs. 387 del 29/09/2003

N° Documento:

**PECP\_A.16.a.17.a.3**

ID PROGETTO:

**PECP**

DISCIPLINA:

**P**

TIPOLOGIA:

**D**

FORMATO:

**A3**

Elaborato:

**Quaderno delle sezioni in fase di lavoro WTG 03 - 3 di 8**

FOGLIO:

**3 di 8**

SCALA:

**1:200**

Nome file:

**PECP\_A.16.a.17.a.3\_Quaderno\_delle\_sezioni\_temporanee\_3\_di\_8.pdf**

Progettazione:

**R.T.P. D'Occhio - De Blasis**  
Via S. Angelo, 10 - 82020 Campolattaro (BN)

Progettisti:



Ing. Giuseppe Antonio De Blasis



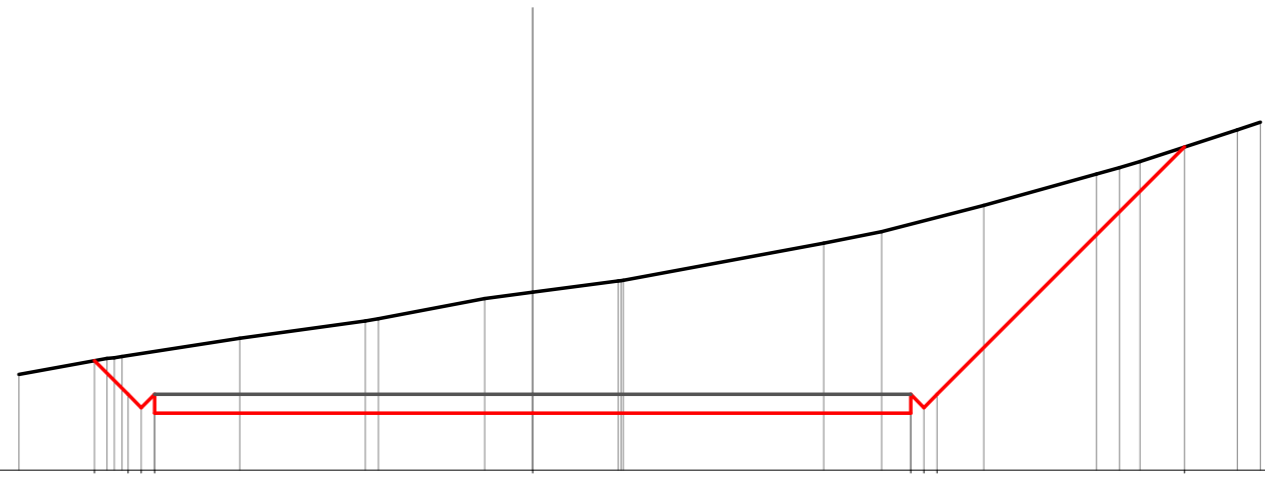
Arch. Carmine D'Occhio

Rev:	Data Revisione	Descrizione Revisione	Redatto	Controllato	Approvato
00	07/12/2020	PRIMA EMISSIONE	R.T.P.D'Occhio - De Blasis	RWE	RWE

Sezione: 30001  
 Progressiva: 0.000  
 Q. Progetto: 834.000

Scala H 1/200.00  
 Scala V 1/200.00

832.00

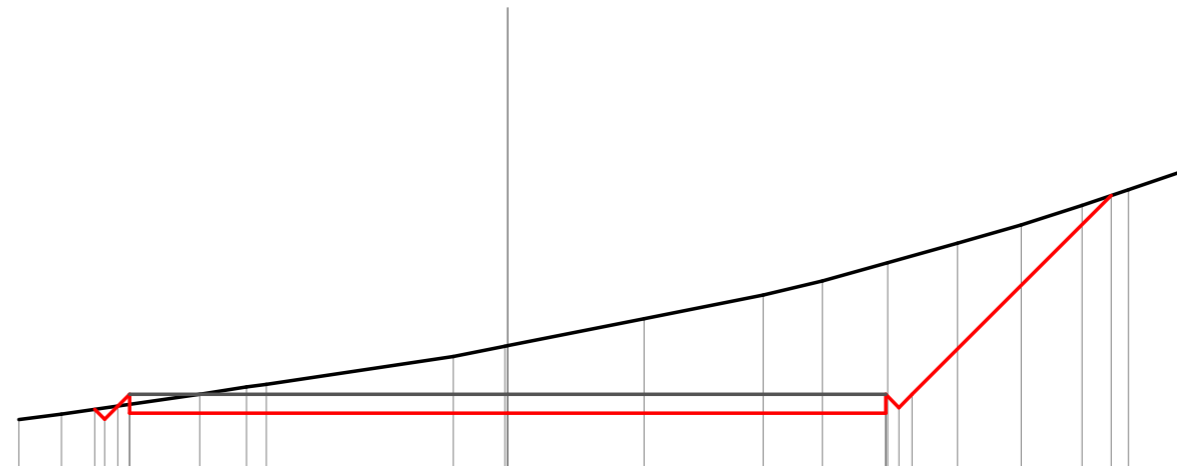


Quote	834.89	834.00	833.90	833.50	833.50	833.66	834.00	840.55
Parziali	0.89	0.35	0.35	10.00	10.00	0.35	0.35	6.55
Sviluppata Par.	1.26	0.49	0.49	10.00	10.00	0.49	0.49	9.26
Sviluppata	0.00	1.26	2.25	12.25	22.25	22.74	23.24	32.49
Progressiva	-11.59	-10.70	-10.00	0.00	10.00	10.35	10.70	17.25
Dislivelli	-0.00	-1.02	-1.13	-3.20	-5.00	-4.94	-4.68	-0.00

Sezione: 30002  
 Progressiva: 10.000  
 Q. Progetto: 834.000

Scala H 1/200.00  
 Scala V 1/200.00

832.00  
 ▽

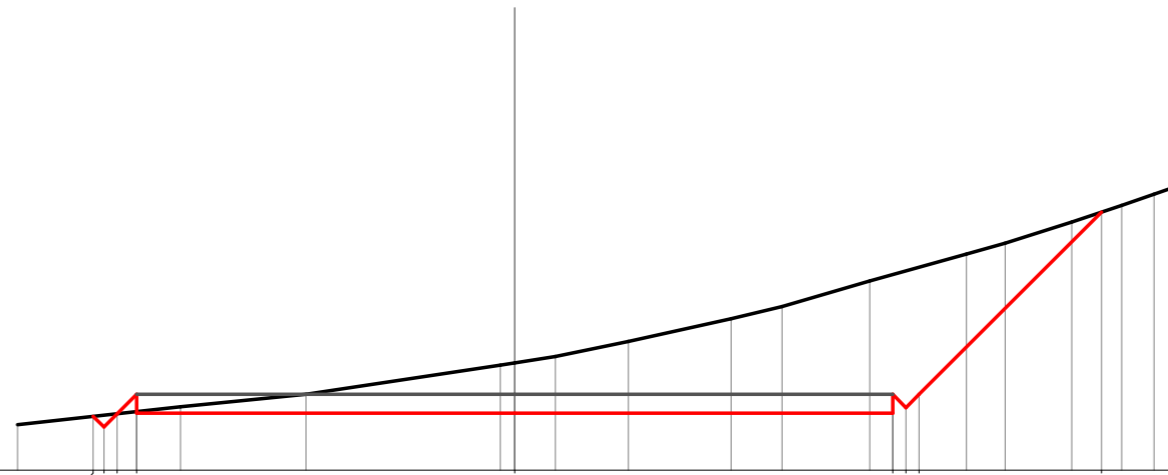


Quote	833.60 833.34 833.50	833.50	833.60 833.66 834.00	839.26
Parziali	0.36 0.35 0.31	10.00	10.00	5.26
Sviluppata Par.	0.33 0.49 0.48	10.00	10.00	7.44
Sviluppata	0.00 0.37 1.30	11.30	21.30 21.80 22.29	28.73
Progressiva	-10.92 -10.66 -10.00	0.00	10.00 10.35 10.70	15.96
Dislivelli	0.00 -0.30 0.26	-1.79	3.97 3.92 3.66	-0.00

Sezione: 30003  
 Progressiva: 17.000  
 Q. Progetto: 834.000

Scala H 1/200.00  
 Scala V 1/200.00

832.00

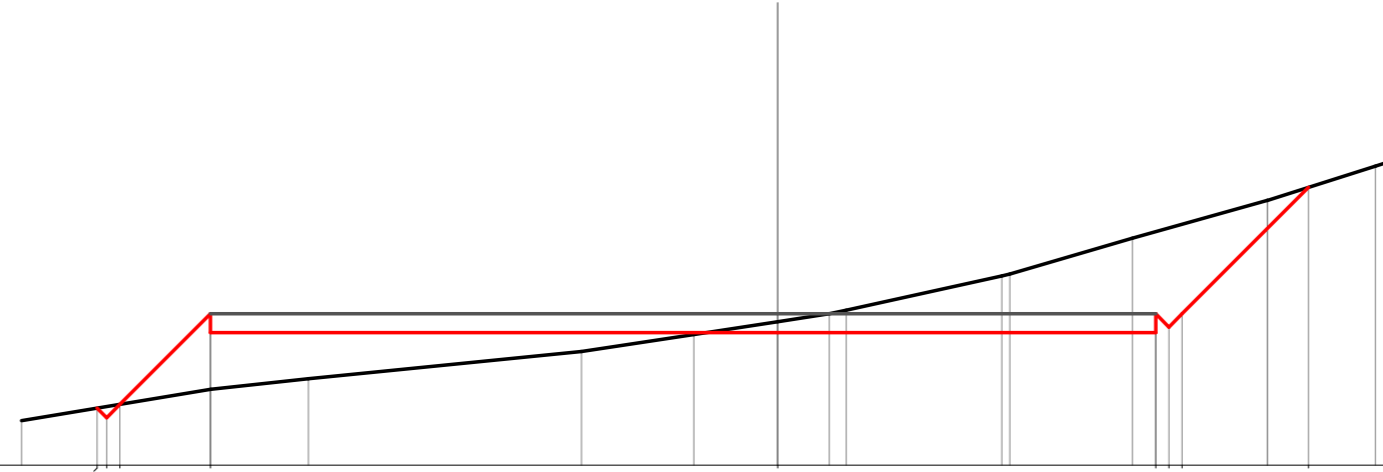


Quote	833.42 833.14 833.49 833.50	833.50	833.50	833.50 833.66 834.00	838.82
Parziali	0.28 0.35 0.51	10.00	10.00	0.35 0.35	4.82
Sviluppata Par.	0.56 0.49 0.73	10.00	10.00	0.49 0.49	6.82
Sviluppata	0.00 0.40 1.62	11.62	11.62	21.62 22.11 22.61	29.43
Progressiva	-11.14 -10.86 -10.51 -10.00	0.00	0.00	10.00 10.35 10.70	15.52
Dislivelli	0.00 -0.31 0.00 0.46	-1.33	-1.33	-3.67 -3.62 -3.37	-0.00

Sezione: 30004  
 Progressiva: 18.000  
 Q. Progetto: 835.000

Scala H 1/200.00  
 Scala V 1/200.00

831.00

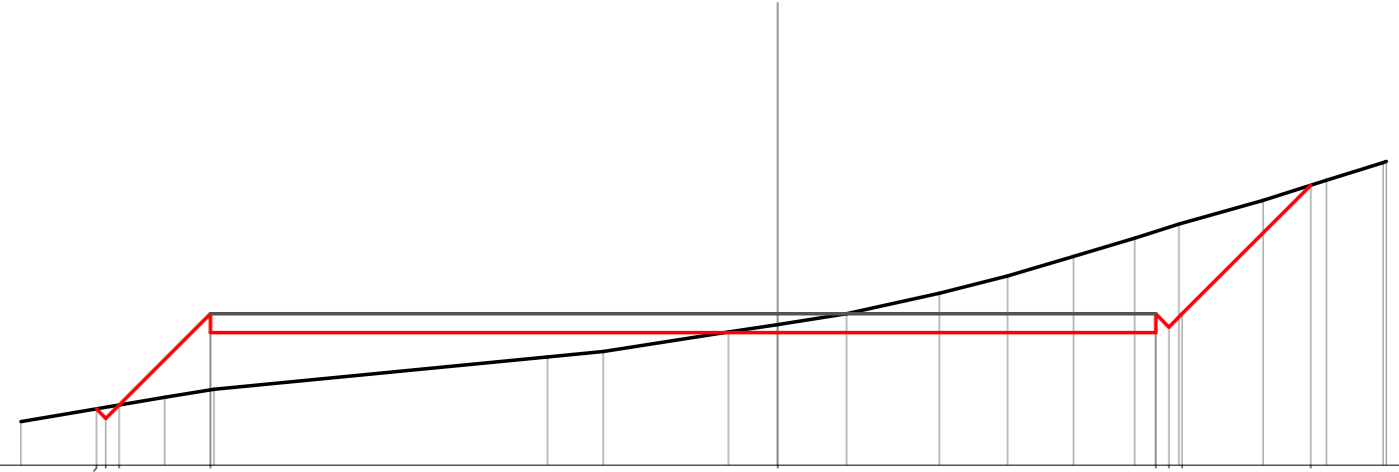


Quote	832.50 832.25 832.60	834.50	834.50	834.60	834.60 834.66 835.00	838.34
Parziali	0.35 0.49	2.40	15.00	10.00	0.35 0.49	3.34
Sviluppata Par.	0.49	3.39	15.00	10.00	0.49	4.73
Sviluppata	0.00 0.35 0.85	4.24	19.24	29.24 29.73 30.23	34.96	
Progressiva	-18.00 -17.75 -17.40	-15.00	0.00	10.00 10.35 10.70	14.04	
Dislivelli	0.00 -0.29 0.00	2.00	-0.29	2.67 2.62 2.37	0.00	

Sezione: 30005  
 Progressiva: 20.000  
 Q. Progetto: 835.000

Scala H 1/200.00  
 Scala V 1/200.00

831.00

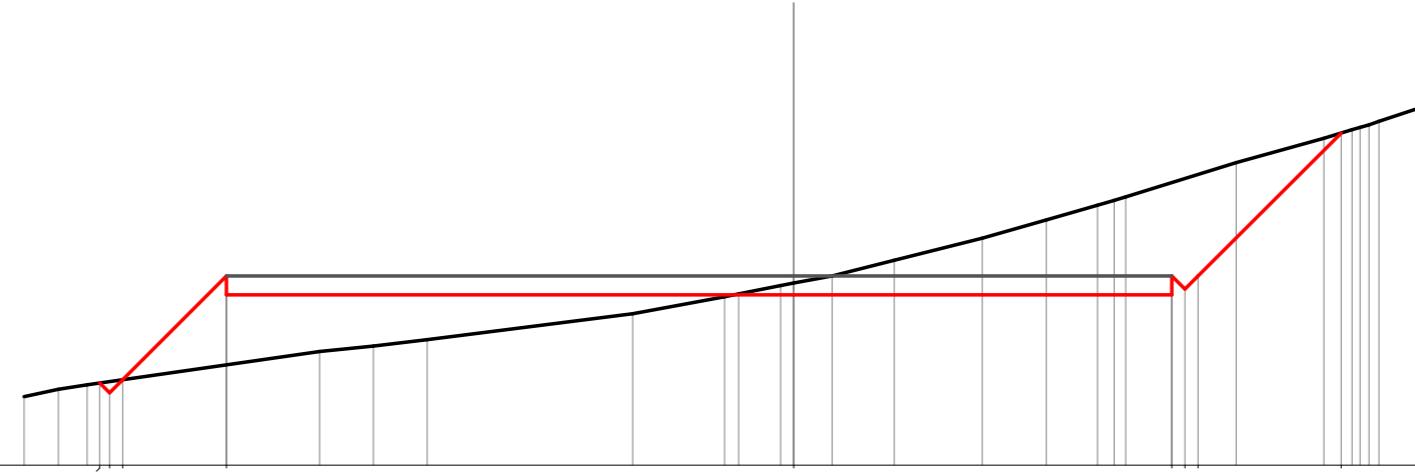


Quote	832.48 832.24 832.59	834.50	834.50	834.50	834.50	834.50 834.66 835.00	838.40
Parziali	0.35 2.41	15.00	10.00	3.40			
Sviluppata Par.	0.49 3.42	15.00	10.00	4.81			
Sviluppata	0.00 0.35 0.85	4.26	19.26	29.26 29.76 30.25	35.06		
Progressiva	-18.01 -17.76 -17.41	-15.00	0.00	10.00 10.35 10.70	14.10		
Dislivelli	0.00 -0.29 0.00	2.02	-0.22	2.68 2.64 2.40	-0.00		

Sezione: 30006  
 Progressiva: 30.000  
 Q. Progetto: 835.000

Scala H 1/200.00  
 Scala V 1/200.00

830.00

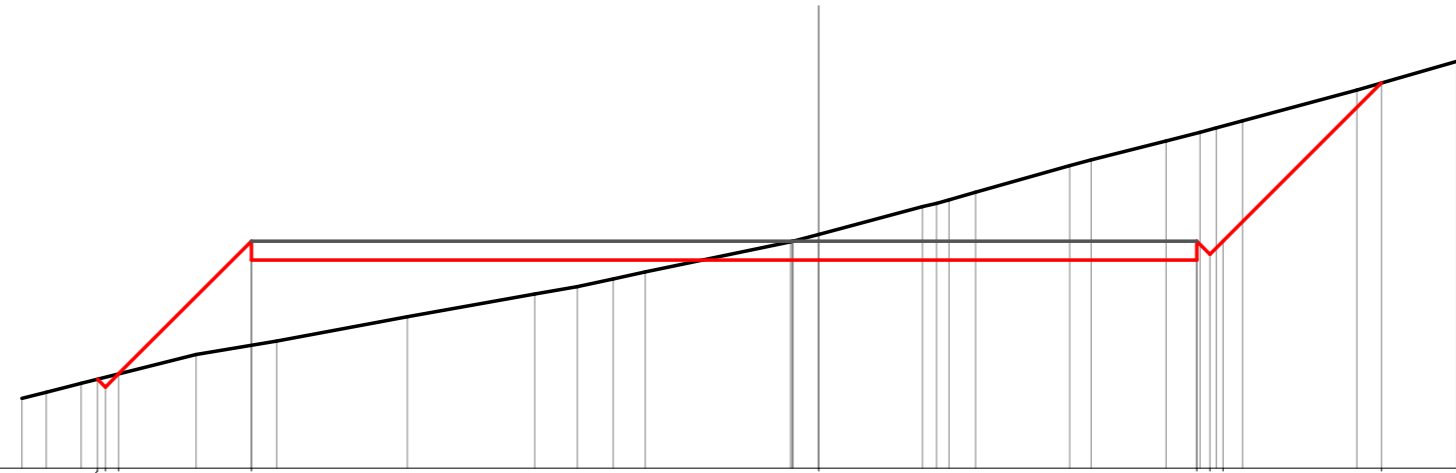


Quote	832.17 831.91 832.26	834.50	834.50	834.50	834.50 834.66 835.00	838.78
Parziali	0.36 0.35	2.74	15.00	10.00	0.35 0.35	3.78
Sviluppata Par.	0.37 0.49	3.88	15.00	10.00	0.49 0.49	5.34
Sviluppata	0.00 0.37 0.87	4.74	19.74	29.74 30.24 30.73	36.08	
Progressiva	-18.35 -18.09 -17.74	-15.00	0.00	10.00 10.35 10.70	14.48	
Dislivelli	-0.00 -0.30 0.00	2.35	-0.31	2.97 2.93 2.69	-0.00	

Sezione: 30007  
 Progressiva: 40.000  
 Q. Progetto: 835.000

Scala H 1/200.00  
 Scala V 1/200.00

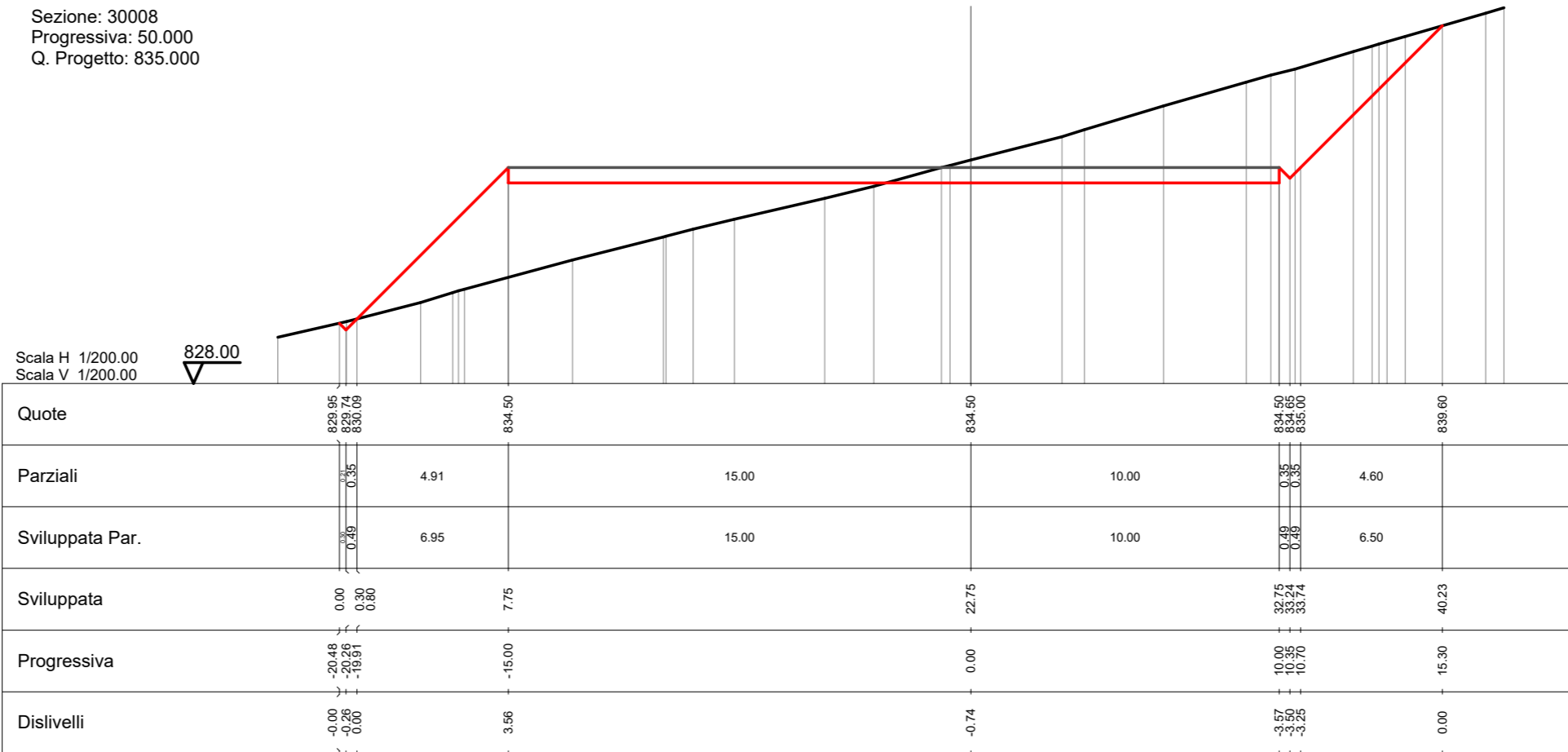
829.00  
 ▽



Quote	831.95 831.74 831.49	834.50	834.50	834.50	834.50 834.66 835.00	839.19
Parziali	0.35 0.35 0.49	3.51	15.00	10.00	0.35 0.35 0.49	4.19
Sviluppata Par.	0.35 0.49 0.90	4.96	15.00	10.00	0.49 0.49 0.75	5.92
Sviluppata	0.00 0.26 0.79	5.76	20.76	30.76	31.25 31.75	37.67
Progressiva	-19.07 -18.86 -18.51	-15.00	0.00	10.00	10.35 10.70	14.89
Dislivelli	0.00 -0.26 0.00	2.75	-0.68	3.36 3.30 3.05	0.00	



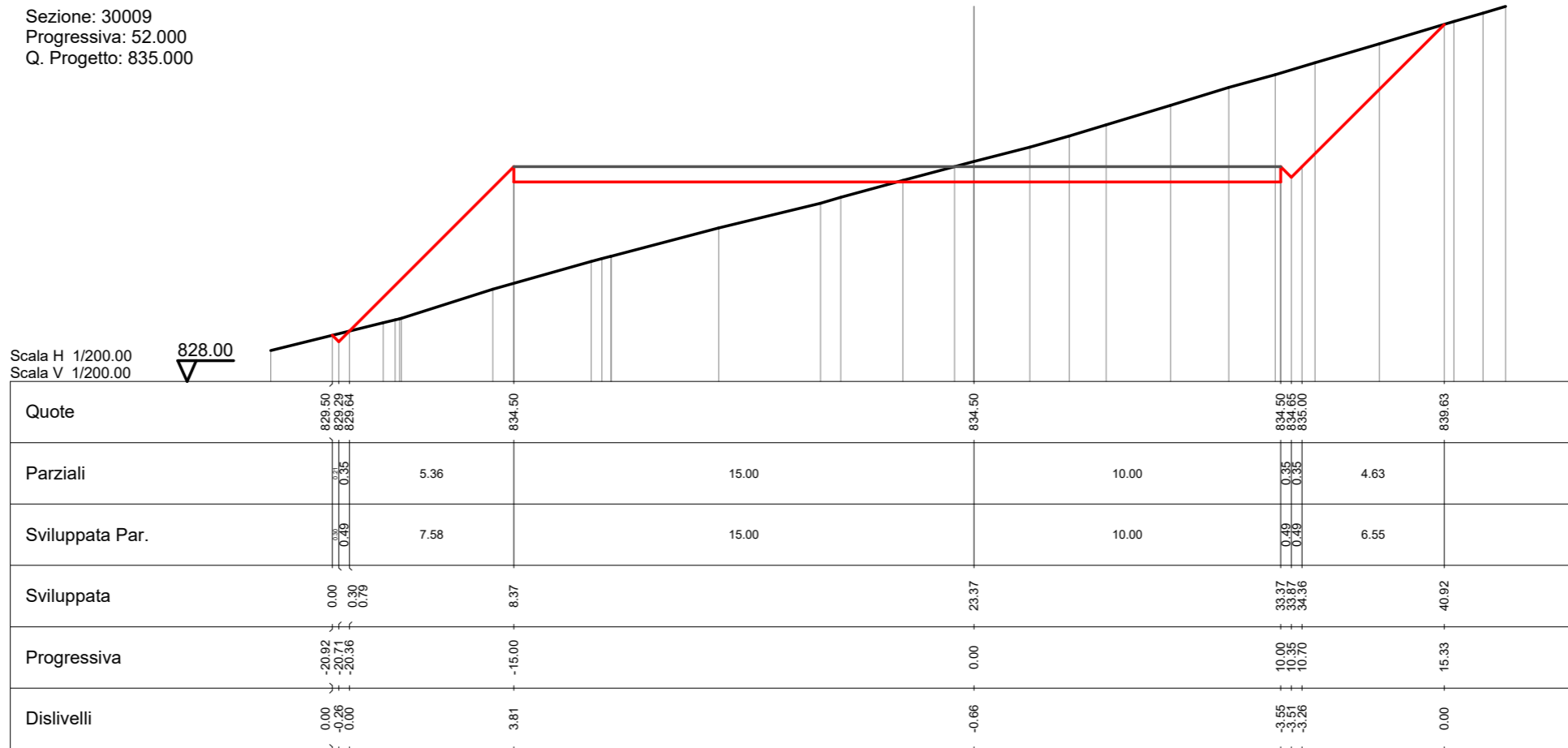
Sezione: 30008  
 Progressiva: 50.000  
 Q. Progetto: 835.000



Sezione: 30009  
 Progressiva: 52.000  
 Q. Progetto: 835.000

Scala H 1/200.00  
 Scala V 1/200.00

828.00  
 ▽

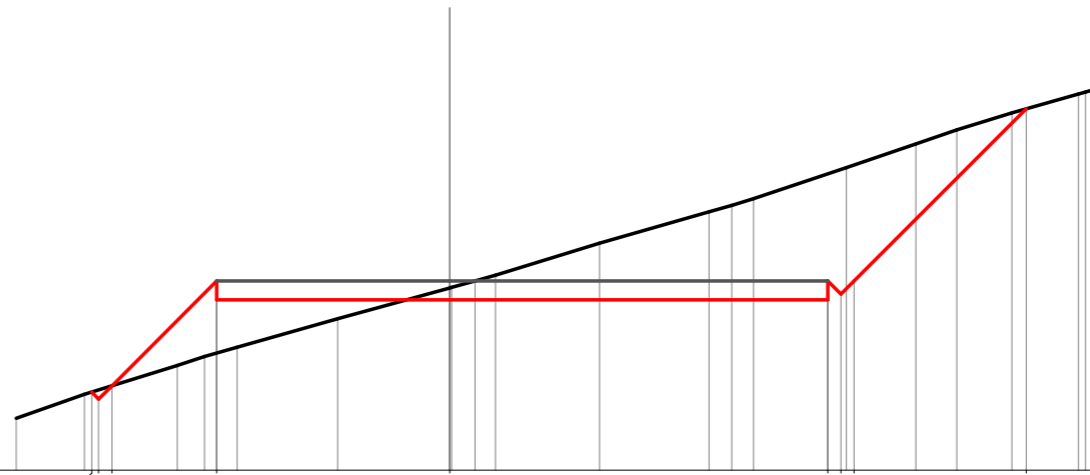


Quote	828.50 828.64 828.64	834.50	834.50	834.50	834.50 834.66 834.66 835.00	839.63
Parziali	0.31 0.35	5.36	15.00	10.00	0.35 0.35	4.63
Sviluppata Par.	0.38 0.49	7.58	15.00	10.00	0.49 0.49	6.55
Sviluppata	0.00 0.30 0.79	8.37	23.37	33.37 33.87 34.36	40.92	
Progressiva	-20.92 -20.36 -20.36	-15.00	0.00	10.00 10.35 10.70	15.33	
Dislivelli	0.00 0.06 0.00	3.81	-0.66	3.55 3.51 3.26	0.00	

Sezione: 30010  
 Progressiva: 60.000  
 Q. Progetto: 835.000

Scala H 1/200.00  
 Scala V 1/200.00

830.00

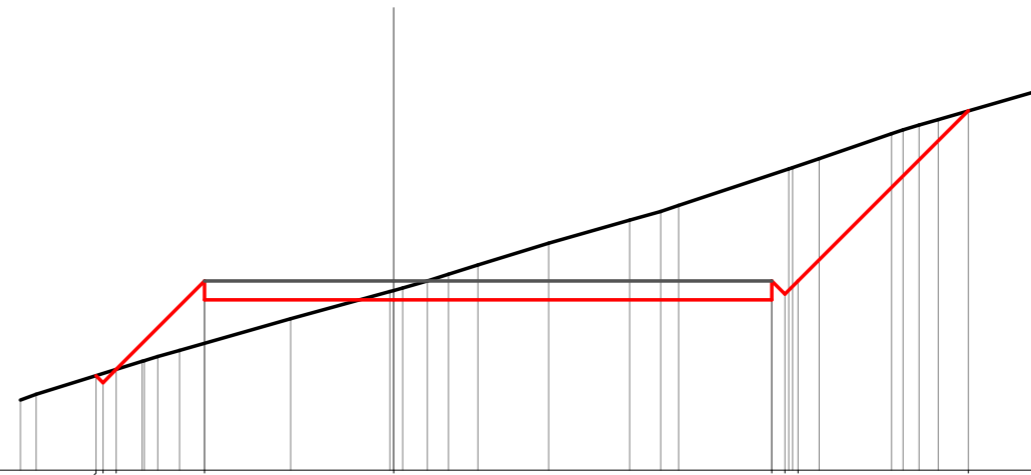


Quote	832.06 831.88 832.23	834.50	834.50	834.50	834.50 834.66 835.00	839.55
Parziali	0.35 0.49	2.77	6.16	10.00	0.35 0.49	4.55
Sviluppata Par.	0.49	3.92	6.16	10.00	0.49	6.44
Sviluppata	0.00 -0.24 0.26 0.75	4.68	10.83	20.83 21.33 21.82	28.26	
Progressiva	-9.46 -9.28 -8.83	-6.16	0.00	10.00 10.35 10.70	15.25	
Dislivelli	-0.00 -0.24 0.00	1.91	-0.32	3.33 3.30 3.07	0.00	

Sezione: 30011  
 Progressiva: 61.048  
 Q. Progetto: 835.000

Scala H 1/200.00  
 Scala V 1/200.00

830.00

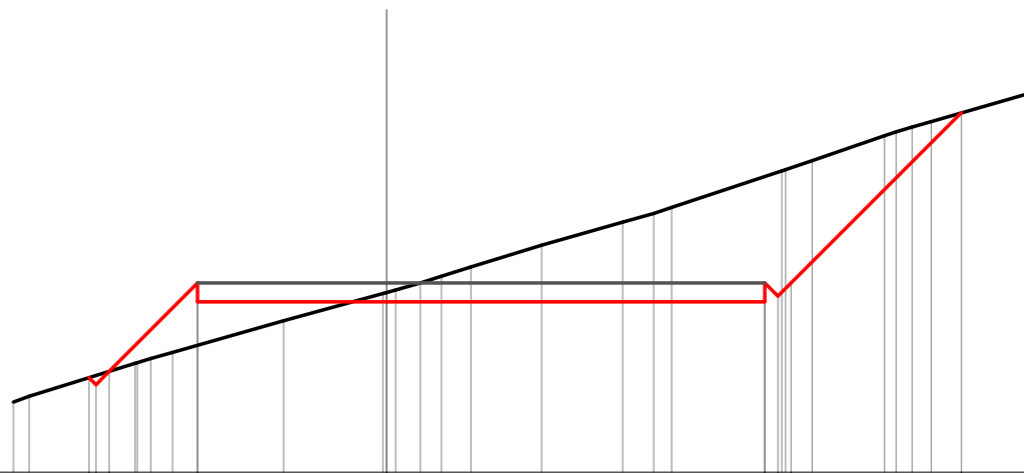


Quote	832.50 832.31 832.66	834.50	834.50	834.50	834.50 834.66 835.00	839.50
Parziali	0.35 0.35	2.34	5.00	10.00	0.35 0.35	4.50
Sviluppata Par.	0.49 0.49	3.31	5.00	10.00	0.49 0.49	6.37
Sviluppata	0.00 0.26 0.75	4.06	9.06	19.06 19.56 20.05	26.42	
Progressiva	-7.87 -7.69 -7.34	-5.00	0.00	10.00 10.35 10.70	15.20	
Dislivelli	-0.00 -0.24 -0.100	1.65	-0.25	3.32 3.26 3.05	0.00	

Sezione: 30012  
 Progressiva: 61.048  
 Q. Progetto: 835.000

Scala H 1/200.00  
 Scala V 1/200.00

830.00

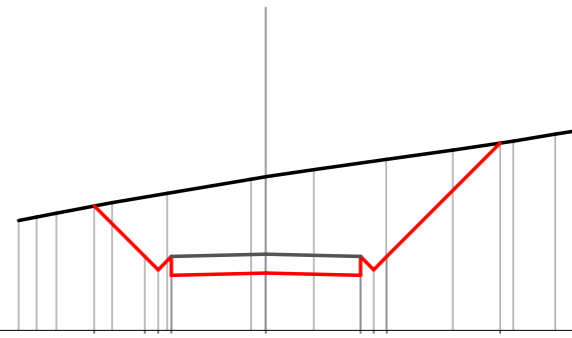


Quote	832.50 832.31 832.66	834.50	834.50	834.50	834.50 834.66 835.00	839.50
Parziali	0.35 0.35	2.34	5.00	10.00	0.35 0.35	4.50
Sviluppata Par.	0.49 0.49	3.31	5.00	10.00	0.49 0.49	6.37
Sviluppata	0.00 0.26 0.75	4.06	9.06	19.06 19.56 20.05	26.42	
Progressiva	-7.87 -7.69 -7.34	-5.00	0.00	10.00 10.35 10.70	15.20	
Dislivelli	0.00 -0.24 -0.10	1.65	-0.25	3.32 3.26 3.05	0.00	

Sezione: 30013  
 Progressiva: 20.000  
 Q. Progetto: 838.016

Scala H 1/200.00  
 Scala V 1/200.00

836.00

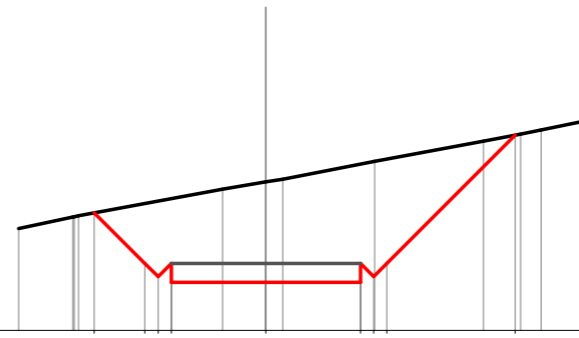


Quote	839.29	837.95	837.60	837.45	837.52	837.45	837.60	837.95	840.95
Parziali	1.34	0.35	0.35	2.50	2.50	0.35	0.35	3.00	
Sviluppata Par.	1.89	0.49	0.49	2.50	2.50	0.49	0.49	4.24	
Sviluppata	0.00	1.89	2.38	2.88	5.38	7.88	8.38	8.87	13.11
Progressiva	-4.54	-3.20	-2.85	-2.50	0.00	2.50	2.85	3.20	6.20
Dislivelli	0.00	-1.57	-1.66	-1.69	-2.54	-2.97	-2.87	-2.57	-0.00

Sezione: 30014  
 Progressiva: 25.000  
 Q. Progetto: 838.770

Scala H 1/200.00  
 Scala V 1/200.00

837.00

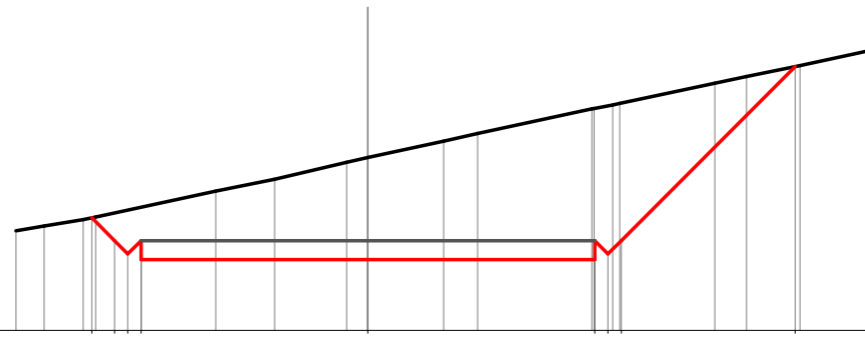


Quote	840.11	838.77 838.42 838.27	838.27	838.27 838.42 838.77	842.17
Parziali		1.34 0.35 0.49	2.50	2.50 0.35 0.35	3.40
Sviluppata Par.		1.89 0.49 0.49	2.50	2.50 0.49 0.49	4.80
Sviluppata	0.00	1.89 2.38 2.88	5.38	7.88 8.38 8.87	13.67
Progressiva	-4.54	-3.20 -2.85 -2.50	0.00	2.50 2.85 3.20	6.60
Dislivelli	0.00	-1.50 -2.00 -1.72	-2.66	-3.13 -3.06 -2.76	-0.00

Sezione: 30015  
 Progressiva: 29.000  
 Q. Progetto: 839.373

Scala H 1/200.00  
 Scala V 1/200.00

837.00



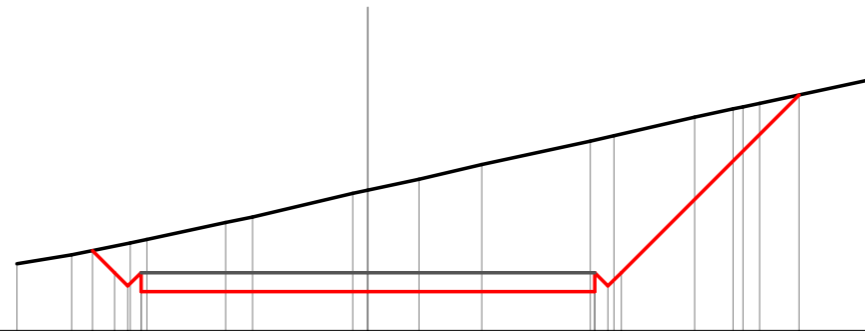
Quote	839.98 839.37 838.97	838.87	838.87 839.02 839.37	843.98
Parziali	0.60 0.35 0.35	6.00	6.00 0.35 0.35	4.60
Sviluppata Par.	0.86 0.49 0.49	6.00	6.00 0.49 0.49	6.51
Sviluppata	0.00 0.86 1.35	7.85	13.85 14.34 14.83	21.34
Progressiva	-7.30 -6.70 -6.35	0.00	6.00 6.35 6.70	11.30
Dislivelli	0.00 -0.74 -0.89	-2.70	-4.00 -3.92 -3.64	-0.00



Sezione: 30016  
 Progressiva: 30.000  
 Q. Progetto: 839.524

Scala H 1/200.00  
 Scala V 1/200.00

838.00

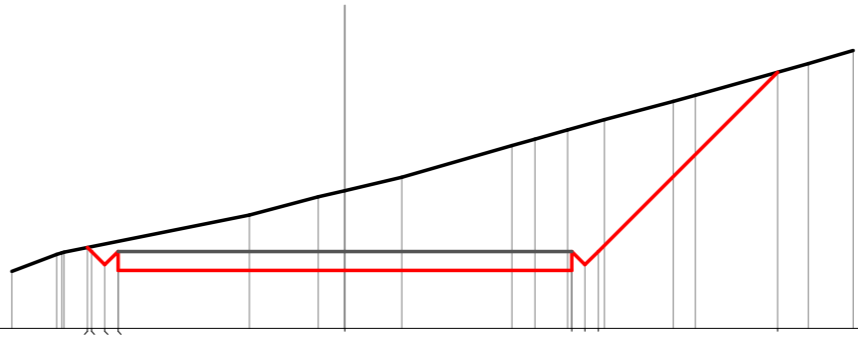


Quote	840.11 839.52 839.10	839.02	839.02 839.17 839.52	844.22
Parziali	0.59 0.35 0.35	6.00	6.00 0.35 0.35	4.70
Sviluppata Par.	0.63 0.49 0.49	6.00	6.00 0.49 0.49	6.65
Sviluppata	0.00 0.63 1.32	7.82	13.82 14.31 14.81	21.46
Progressiva	-7.29 -6.70 -6.35	0.00	6.00 6.35 6.70	11.40
Dislivelli	0.00 -0.70 -0.62	-2.69	-4.00 -3.94 -3.67	-0.00

Sezione: 30017  
 Progressiva: 40.000  
 Q. Progetto: 841.031

Scala H 1/200.00  
 Scala V 1/200.00

839.00

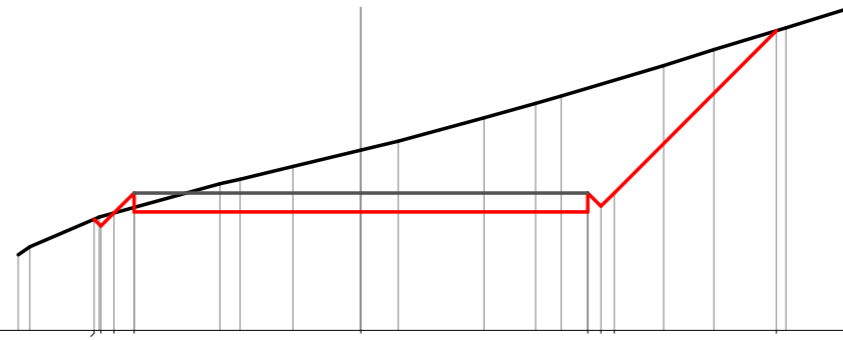


Quote	841.14 841.03 840.53	840.53	840.53	840.53 840.68 841.03	845.77
Parziali	0.35 0.35	6.00	6.00	0.35 0.35	4.74
Sviluppata Par.	0.49 0.49	6.00	6.00	0.49 0.49	6.70
Sviluppata	0.00 0.15 1.65 1.14	7.14	7.14	13.14 13.64 14.13	20.84
Progressiva	-6.81 -6.30 -6.00	0.00	0.00	6.00 6.35 6.70	11.44
Dislivelli	0.00 -0.13 -0.55 -0.27	-2.11	-2.11	-3.75 -3.70 -3.45	0.00

Sezione: 30018  
 Progressiva: 44.000  
 Q. Progetto: 841.635

Scala H 1/200.00  
 Scala V 1/200.00

838.00  
 ▽

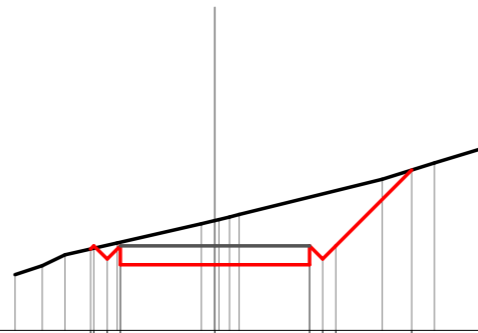


Quote	840.84 840.76 841.11 841.13	841.13	841.13 841.28 841.63	845.92
Parziali	0.00 0.35 0.53	6.00	6.00 0.35 0.35	4.29
Sviluppata Par.	0.00 0.26 0.74	6.00	6.00 0.49 0.49	6.07
Sviluppata	0.00 0.26 0.74	7.50	13.50 13.99 14.49	20.55
Progressiva	7.06 6.98 6.53 6.00	0.00	6.00 6.35 6.70	10.99
Dislivelli	0.00 0.26 -0.00 0.38	-1.63	-3.27 -3.22 -2.98	-0.00

Sezione: 30019  
 Progressiva: 48.000  
 Q. Progetto: 842.238

Scala H 1/200.00  
 Scala V 1/200.00

840.00

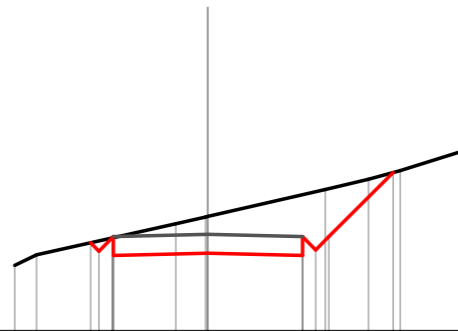


Quote	842.15	841.74	841.74	841.74	844.24
Parziali	0.35	2.50	2.50	2.00	
Sviluppata Par.	0.49	2.50	2.50	2.83	
Sviluppata	0.00	3.61	6.11	9.93	
Progressiva	-3.29	0.00	2.50	5.20	
Dislivelli	0.00	-1.17	-1.79	-0.00	

Sezione: 30020  
 Progressiva: 50.000  
 Q. Progetto: 842.539

Scala H 1/200.00  
 Scala V 1/200.00

840.00

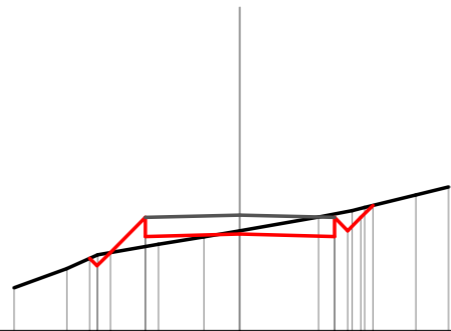


Quote	842.32	842.09	841.98	842.04	841.98	842.13	842.48	844.18
Parziali	0.32	0.35	2.50	2.50	0.35	0.35	1.70	
Sviluppata Par.	0.32	0.49	2.50	2.50	0.49	0.49	2.40	
Sviluppata	0.00	0.32	0.86	3.36	5.86	6.35	6.85	9.25
Progressiva	-3.10	-2.88	-2.50	0.00	2.50	2.85	3.20	4.90
Dislivelli	-0.00	-0.27	0.02	-0.98	-1.61	-1.54	-1.27	0.00

Sezione: 30021  
 Progressiva: 60.000  
 Q. Progetto: 844.047

Scala H 1/200.00  
 Scala V 1/200.00

841.00

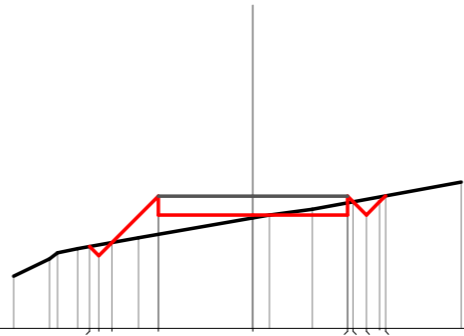


Quote	842.91	842.71	843.06	843.48	843.55	843.48	843.63	844.30
Parziali	0.00	0.35	0.93	2.50	2.50	0.35	0.35	0.32
Sviluppata Par.	0.49	1.31	2.50	2.50	0.49	0.49	0.49	0.32
Sviluppata	0.00	0.28	0.77	2.08	4.58	7.08	7.58	8.07
Progressiva	-3.97	-3.78	-3.43	-2.50	0.00	2.50	2.85	3.52
Dislivelli	-0.00	-0.28	-0.00	0.76	-0.09	-0.60	-0.51	-0.00

Sezione: 30022  
 Progressiva: 63.000  
 Q. Progetto: 844.500

Scala H 1/200.00  
 Scala V 1/200.00

841.00  
 ▽

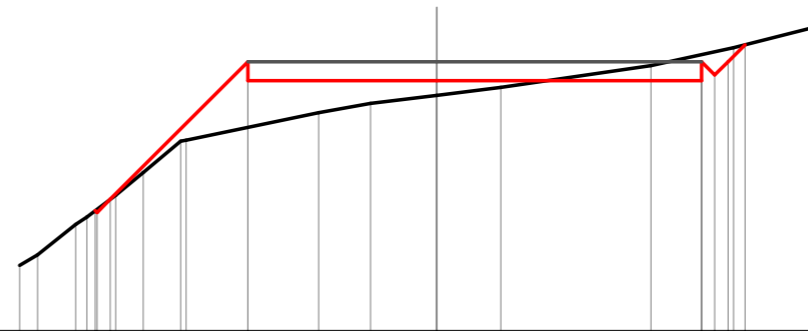


Quote		843.17	842.97	843.27	844.00	844.00	844.00	844.00	844.50	844.00	844.51
Parziali		0.35	0.35	1.23	2.50	2.50	2.50	0.35	0.35	0.35	
Sviluppata Par.		0.35	0.35	1.74	2.50	2.50	2.50	0.49	0.49	0.49	
Sviluppata		0.00	0.35	2.58	5.08	5.08	5.08	7.58	7.70	8.20	8.70
Progressiva		4.32	4.98	3.73	-2.50	0.00	0.00	2.50	2.85	3.30	3.51
Dislivelli		-0.00	-0.29	-0.00	1.01	0.08	0.08	-0.32	0.00	0.61	0.00

Sezione: 30023  
 Progressiva: 67.000  
 Q. Progetto: 845.103

Scala H 1/200.00  
 Scala V 1/200.00

838.00



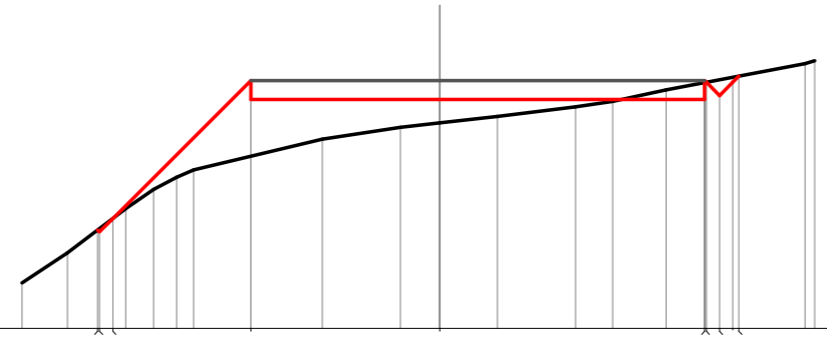
Quote	841.17	841.47	844.60	844.60	844.60	844.75	845.10	845.56
Parziali	0.35	3.64	5.00	7.00	0.35	0.35	0.45	
Sviluppata Par.	0.49	5.14	5.00	7.00	0.49	0.49	0.64	
Sviluppata	0.00	0.07	5.70	10.70	17.70	18.20	18.69	19.33
Progressiva	-9.03	-8.64	-5.00	0.00	7.00	7.35	7.70	8.15
Dislivelli	0.00	0.00	1.73	0.39	-0.69	-0.62	-0.34	0.00



Sezione: 30024  
 Progressiva: 70.000  
 Q. Progetto: 845.555

Scala H 1/200.00  
 Scala V 1/200.00

839.00

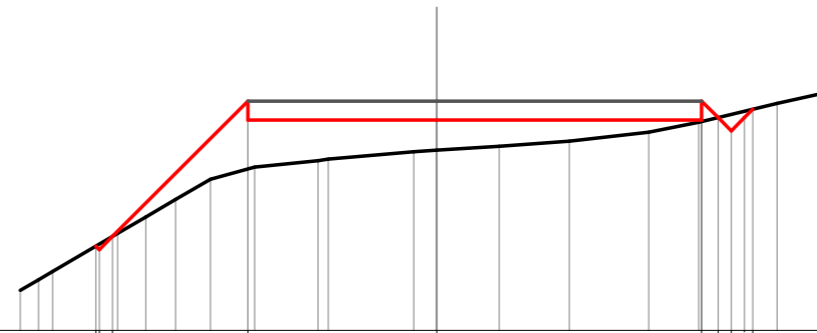


Quote	841.60 841.90	845.06	845.06	845.06 845.67
Parziali	0.35	3.65	5.00	7.00 0.35 0.35
Sviluppata Par.	0.49	5.16	5.00	7.00 0.49 0.49
Sviluppata	0.00 0.07 0.36	5.73	10.73	17.73 17.79 18.29 18.79
Progressiva	-9.05 -9.00 -8.65	-5.00	0.00	7.00 7.05 7.91
Dislivelli	0.00 -0.00 0.00	2.00	0.62	-0.44 -0.00 -0.42 0.00

Sezione: 30025  
 Progressiva: 80.000  
 Q. Progetto: 847.063

Scala H 1/200.00  
 Scala V 1/200.00

841.00

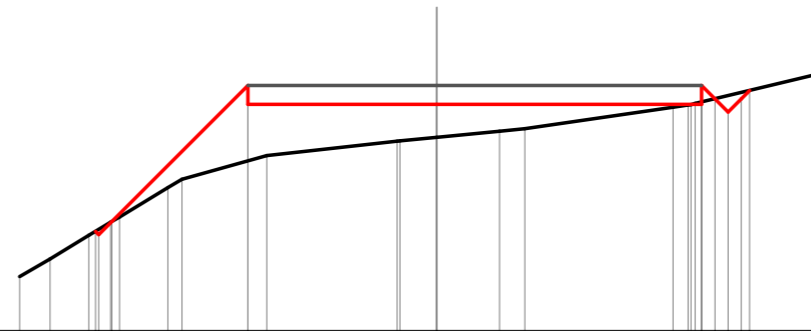


Quote	843.23 843.14	843.49	846.56	846.56	846.56 846.63 846.28	846.85
Parziali	0.35	3.58	5.00	7.00	0.44 0.35 0.32	
Sviluppata Par.	0.49	5.06	5.00	7.00	0.52 0.49 0.31	
Sviluppata	0.00 0.13 0.62	5.68	10.68	17.68 18.30 18.79 19.29	19.60	
Progressiva	-9.02 -8.58	-5.00	0.00	7.00 7.44 7.79	8.35	
Dislivelli	-0.00 -0.14	0.00	1.80	0.80	0.04 -0.00 -0.43	-0.00

Sezione: 30026  
 Progressiva: 82.000  
 Q. Progetto: 847.476

Scala H 1/200.00  
 Scala V 1/200.00

841.00

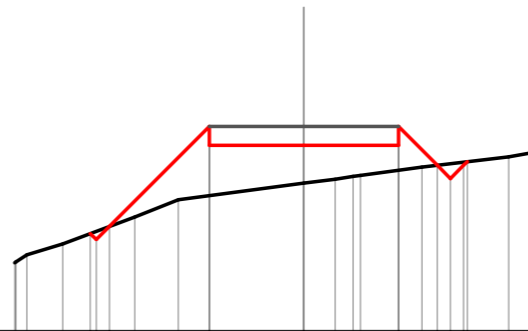


Quote	843.62 843.93	843.88	846.98	846.98	846.98 847.12 846.77	847.34
Parziali	0.35	3.59	5.00	7.00	0.35 0.35 0.35 0.35	
Sviluppata Par.	0.49	5.08	5.00	7.00	0.50 0.39 0.49 0.31	
Sviluppata	0.00 0.12	0.62	5.70	10.70	17.70 18.20 18.69 19.19	19.50
Progressiva	-9.03 -8.94	-8.59	-5.00	0.00	7.00 7.35 7.70	8.27
Dislivelli	0.00 -0.14	0.00	1.99	0.87	-0.06 -0.00 -0.43	0.00

Sezione: 30027  
 Progressiva: 86.000  
 Q. Progetto: 848.391

Scala H 1/200.00  
 Scala V 1/200.00

843.00  
 ▽

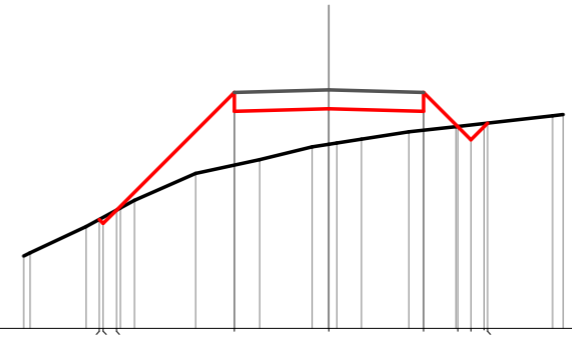


Quote	845.56	845.75	847.89	847.89	847.89	847.37	847.02	847.46
Parziali	0.35	2.64	2.50	2.50	1.02	0.35	0.35	
Sviluppata Par.	0.49	3.73	2.50	2.50	1.45	0.49	0.49	
Sviluppata	0.00	0.23	4.46	6.96	9.46	10.90	11.40	12.03
Progressiva	-5.65	-5.14	-2.50	0.00	2.50	3.52	3.87	4.32
Dislivelli	-0.00	-0.00	1.83	1.00	0.66	-0.00	-0.39	0.00

Sezione: 30028  
 Progressiva: 90.000  
 Q. Progetto: 849.305

Scala H 1/200.00  
 Scala V 1/200.00

843.00  
 ▽

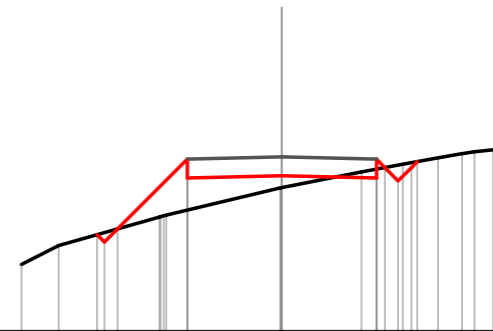


Quote	845.88	846.12	848.74	848.81	848.74	848.34	847.99	848.43
Parziali	0.35	3.12	2.50	2.50	0.91	0.35	0.35	
Sviluppata Par.	0.49	4.41	2.50	2.50	1.28	0.49	0.49	
Sviluppata	0.00	0.15	5.05	7.55	10.06	11.34	11.83	12.33
Progressiva	-6.07	-5.62	-2.50	0.00	2.50	3.41	3.76	4.20
Dislivelli	0.00	-0.00	1.92	0.93	0.50	-0.00	-0.39	0.00

Sezione: 30029  
 Progressiva: 100.000  
 Q. Progetto: 851.591

Scala H 1/200.00  
 Scala V 1/200.00

847.00

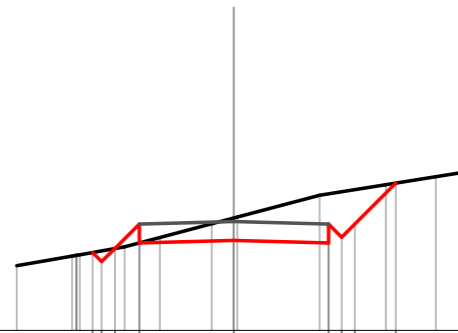


Quote	849.53	849.34	849.69	851.03	851.09	851.03	851.90	850.95	851.46
Parziali		0.35	1.84	2.50	2.50		0.35	0.35	
Sviluppata Par.		0.49	2.61	2.50	2.50		0.49	0.49	
Sviluppata	0.00	0.28	0.77	3.38	5.88	8.38	8.69	9.68	9.91
Progressiva	-4.89	-4.69	-4.34	-2.50	0.00	2.50	2.72	3.07	3.58
Dislivelli	-0.00	-0.25	-0.00	1.35	0.32	-0.23	0.00	-0.41	0.00

Sezione: 30030  
 Progressiva: 110.000  
 Q. Progetto: 853.877

Scala H 1/200.00  
 Scala V 1/200.00

851.00

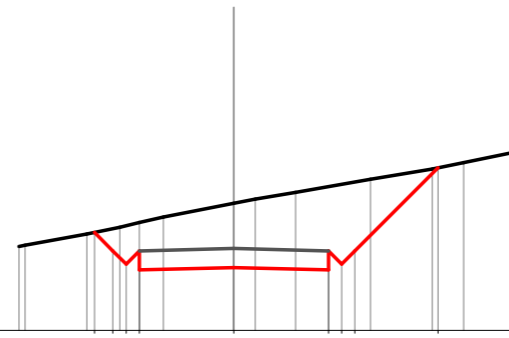


Quote	853.06	852.62	853.17	853.31	853.38	853.31	853.46	853.81	854.90
Parziali	0.35	0.65	2.50	2.50	0.35	0.35	1.08		
Sviluppata Par.	0.49	0.92	2.50	2.50	0.49	0.49	1.53		
Sviluppata	0.00	0.34	0.96	4.26	6.76	7.25	7.75	9.28	
Progressiva	-3.74	-3.60	-3.15	-2.50	0.00	2.50	2.85	3.20	4.28
Dislivelli	-0.00	-0.29	0.00	0.50	-0.60	-1.30	-1.20	-0.91	-0.00

Sezione: 30031  
 Progressiva: 120.000  
 Q. Progetto: 856.163

Scala H 1/200.00  
 Scala V 1/200.00

854.00



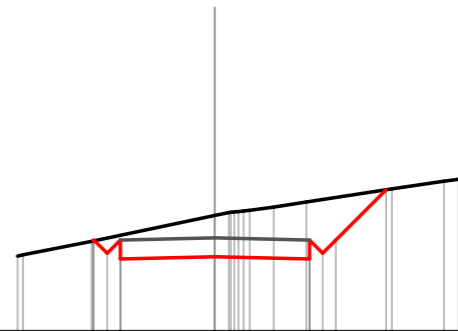
Quote	856.59	855.75	855.00	855.66	855.60	855.75	856.10	858.30
Parziali	0.49	0.35	2.50	2.50	0.35	0.35	2.20	
Sviluppata Par.	0.69	0.49	2.50	2.50	0.49	0.49	3.11	
Sviluppata	0.00	1.19	1.68	4.18	6.68	7.17	7.67	10.78
Progressiva	-3.68	-2.56	-2.50	0.00	2.50	2.85	3.20	5.40
Dislivelli	0.00	-0.19	-0.75	-1.70	-2.20	-2.12	-1.83	0.00



Sezione: 30032  
 Progressiva: 130.000  
 Q. Progetto: 858.450

Scala H 1/200.00  
 Scala V 1/200.00

856.00

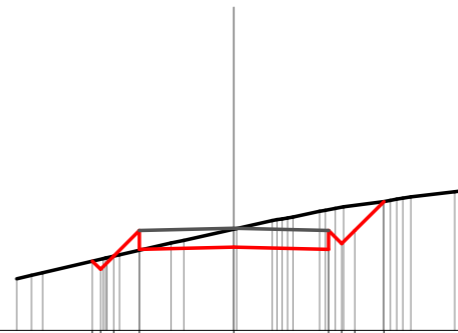


Quote	858.37 858.39 858.04	857.89	857.95	857.89 858.04 858.39	859.72
Parziali	0.35 0.35	2.50	2.50	0.35 0.35	1.33
Sviluppata Par.	0.49 0.49	2.50	2.50	0.49 0.49	1.88
Sviluppata	0.00 0.00 0.00	1.02	3.52	6.02 6.52 7.01	8.89
Progressiva	-3.22 -3.20 -2.85	-2.50	0.00	2.50 2.85 3.20	4.53
Dislivelli	0.00 0.02 -0.01	-0.13	-1.09	-1.52 -1.42 -1.13	-0.00

Sezione: 30033  
 Progressiva: 140.000  
 Q. Progetto: 860.703

Scala H 1/200.00  
 Scala V 1/200.00

858.00

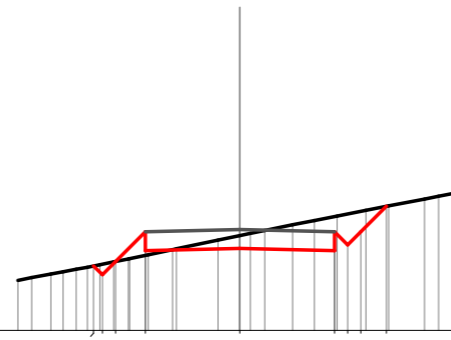


Quote	859.83	859.61	859.96	860.14	860.20	860.14	860.29	860.64	861.41
Parziali		0.35	0.68	2.50	2.50	0.35	0.35	0.77	
Sviluppata Par.		0.49	0.96	2.50	2.50	0.48	0.48	1.08	
Sviluppata	0.00	0.31	0.96	4.26		6.76	7.25	7.75	8.83
Progressiva	-3.74	-3.63	-3.18	-2.50	0.00	2.50	2.85	3.20	3.97
Dislivelli	0.00	-0.27	-0.00	0.52	-0.48	-1.05	-0.97	-0.67	0.00

Sezione: 30034  
 Progressiva: 150.000  
 Q. Progetto: 862.670

Scala H 1/200.00  
 Scala V 1/200.00

860.00  
 ▽

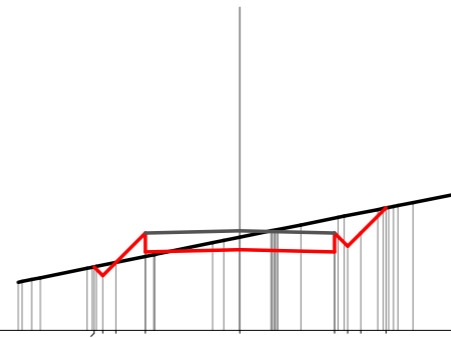


Quote	861.70	861.70	861.82	862.11	862.17	862.11	862.26	862.61	863.28
Parziali		0.35	0.79	2.50	2.50	0.35	0.35	0.68	
Sviluppata Par.		0.33	1.11	2.50	2.50	0.45	0.95		
Sviluppata	0.00	0.33	1.94	4.44		6.94	7.93	8.88	
Progressiva	-3.87	-3.54	-2.50	0.00		2.50	3.20	3.88	
Dislivelli	0.00	-0.28	0.62	-0.34		-0.90	-0.82	0.00	

Sezione: 30035  
 Progressiva: 160.000  
 Q. Progetto: 864.636

Scala H 1/200.00  
 Scala V 1/200.00

862.00  
 ▽

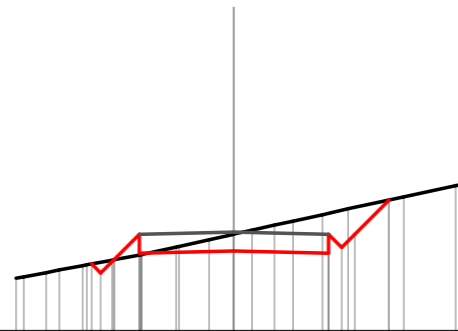


Quote	863.68	863.45	863.60	864.07	864.14	864.07	864.22	864.57	865.24
Parziali	0.00	0.35	0.78	2.50	2.50	0.35	0.35	0.67	
Sviluppata Par.	0.33	0.49	1.10	2.50	2.50	0.75	0.75	0.94	
Sviluppata	0.00	0.33	1.92	4.42		6.92	7.42	8.86	
Progressiva	-3.86	-3.53	-2.50	0.00		2.50	3.20	3.87	
Dislivelli	0.00	-0.28	0.62	-0.33		-0.89	-0.82	0.00	

Sezione: 30036  
 Progressiva: 170.000  
 Q. Progetto: 866.603

Scala H 1/200.00  
 Scala V 1/200.00

864.00

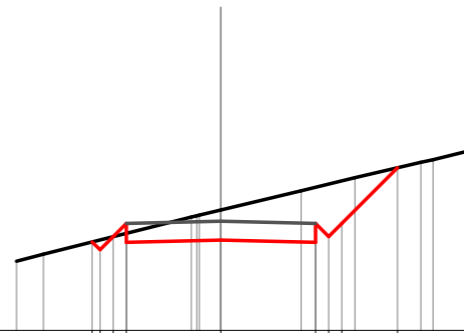


Quote	865.76	865.52	865.87	866.04	866.10	866.04	866.19	866.54	867.45
Parziali	0.35	0.35	0.67	2.50	2.50	0.35	0.35	0.91	
Sviluppata Par.	0.49	0.49	0.95	2.50	2.50	0.49	0.49	1.28	
Sviluppata	0.00	0.34	0.95	4.29	4.29	6.79	7.29	7.78	9.06
Progressiva	-3.76	-3.52	-3.17	-2.50	0.00	2.50	2.85	3.20	4.11
Dislivelli	-0.00	-0.28	0.00	0.55	-0.44	-1.06	-0.99	-0.71	0.00

Sezione: 30037  
 Progressiva: 180.000  
 Q. Progetto: 867.889

Scala H 1/200.00  
 Scala V 1/200.00

865.00  
 ▽

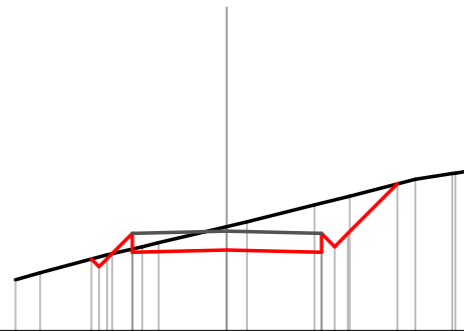


Quote	867.34 867.18 867.33	867.39	867.33 867.48 867.83	869.30
Parziali	0.00 0.35 0.35	2.50	2.50 0.35 0.35	1.47
Sviluppata Par.	0.35 0.49 0.49	2.50	2.50 0.49 0.49	2.08
Sviluppata	0.00 0.30 0.70 1.28	3.78	6.28 6.78 7.27	9.35
Progressiva	-3.41 -2.56 -2.50	0.00	2.50 2.85 3.20	4.67
Dislivelli	-0.00 0.06 0.26	-0.80	-1.46 -1.39 -1.13	-0.00

Sezione: 30038  
 Progressiva: 190.000  
 Q. Progetto: 868.625

Scala H 1/200.00  
 Scala V 1/200.00

866.00

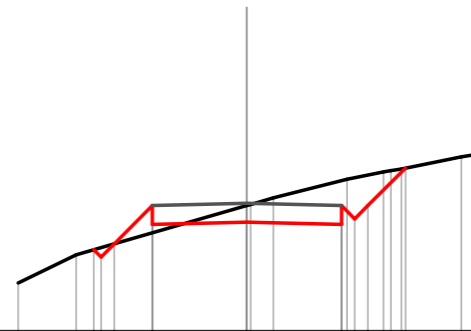


Quote	867.89	867.68	868.03	868.06	868.13	868.06	868.21	868.56	869.88
Parziali	0.35	0.35	0.53	2.50	2.50	0.35	0.35	1.31	
Sviluppata Par.	0.70	0.70	0.75	2.50	2.50	0.70	0.70	1.86	
Sviluppata	0.00	0.29	0.29	0.29	4.04	6.54	7.03	7.53	9.39
Progressiva	-3.59	-3.38	-3.03	-2.50	0.00	2.50	2.85	3.20	4.51
Dislivelli	0.00	-0.26	-0.00	0.41	-0.62	-1.30	-1.24	-0.97	0.00

Sezione: 30039  
 Progressiva: 200.000  
 Q. Progetto: 869.361

Scala H 1/200.00  
 Scala V 1/200.00

866.00



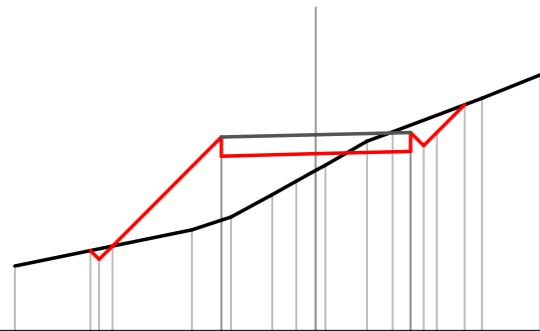
Quote	868.13	867.94	868.29	868.80	868.86	868.80	868.95	869.30	870.29
Parziali	0.35	1.01	2.50	2.50	0.35	0.35	0.99		
Sviluppata Par.	0.49	1.43	2.50	2.50	0.49	0.49	1.40		
Sviluppata	0.00	0.27	2.19	4.70	7.20	7.69	8.19	9.59	
Progressiva	-4.05	-3.86	-3.51	-2.50	0.00	2.50	2.85	3.20	4.19
Dislivelli	0.00	-0.25	-0.00	0.72	-0.44	-1.17	-1.09	-0.81	0.00



Sezione: 30040  
 Progressiva: 210.000  
 Q. Progetto: 870.172

Scala H 1/200.00  
 Scala V 1/200.00

865.00

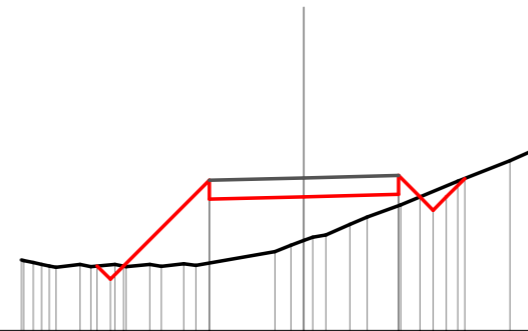


Quote	867.11	866.88	867.23	869.61	869.67	869.73	869.88	870.23	870.97
Parziali	0.35	2.88	2.50	2.50	0.35	0.35	0.35	0.74	
Sviluppata Par.	0.49	4.08	2.50	2.50	0.45	0.45	1.04		
Sviluppata	0.00	0.33	0.82	4.90	7.40	9.90	10.40	10.89	11.93
Progressiva	-5.96	-5.73	-5.38	-2.50	0.00	2.50	2.85	3.20	3.94
Dislivelli	0.00	-0.28	0.00	2.19	0.44	-0.70	-0.68	-0.46	0.00

Sezione: 30041  
 Progressiva: 220.000  
 Q. Progetto: 871.034

Scala H 1/200.00  
 Scala V 1/200.00

867.00

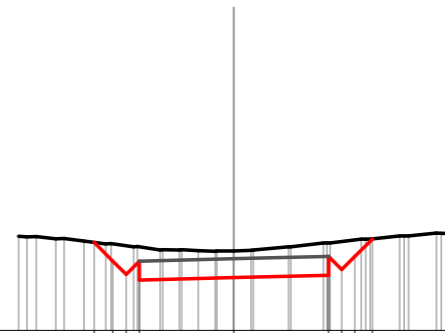


Quote	868.70 868.15 868.70	870.47	870.53	870.60 870.53 870.78 870.53 870.53 871.02
Parziali	0.35 0.35	2.27	2.50	2.50 0.57 0.35 0.35 0.49
Sviluppata Par.	0.49 0.49	3.21	2.50	2.50 0.80 0.49 0.49 0.69
Sviluppata	0.00 0.49 0.99	4.20	6.70	9.20 10.00 10.50 10.99 11.69
Progressiva	-5.47 -4.72 -4.77	-2.50	0.00	2.50 3.07 3.42 3.77 4.26
Dislivelli	0.00 -0.38 -0.00	2.19	1.16	0.30 -0.00 -0.50 -0.29 -0.00

Sezione: 30042  
 Progressiva: 230.000  
 Q. Progetto: 871.895

Scala H 1/200.00  
 Scala V 1/200.00

870.00

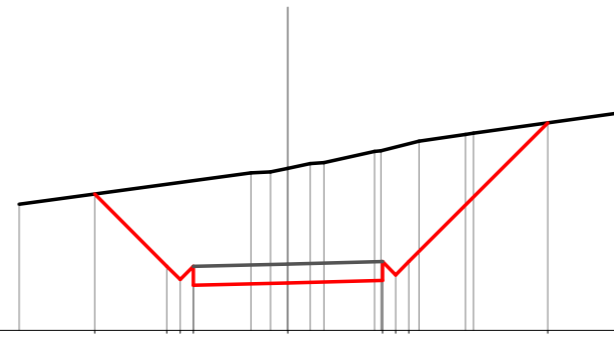


Quote	872.32	871.33	871.39	871.46	871.61	871.96	872.42
Parziali	0.49	0.35	2.50	2.50	0.35	0.46	
Sviluppata Par.	0.70	0.49	2.50	2.50	0.70	0.65	
Sviluppata	0.00	1.19	4.19	6.69	7.18	7.68	8.33
Progressiva	-3.68	-2.50	0.00	2.50	3.20	3.66	
Dislivelli	0.00	-0.75	-0.70	-0.86	-0.74	-0.43	-0.00

Sezione: 30043  
 Progressiva: 240.000  
 Q. Progetto: 872.756

Scala H 1/200.00  
 Scala V 1/200.00

871.00  
 ▽

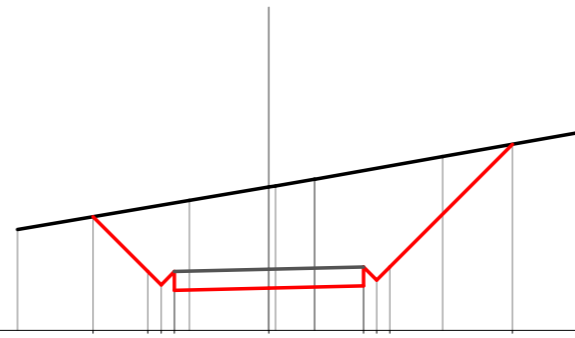


Quote	874.60	872.89 872.84 872.19	872.26	872.32 872.47 872.62	876.49
Parziali	1.91	0.35 0.49 0.35	2.50	0.35 0.35 0.35	3.67
Sviluppata Par.	2.70	0.49 0.49 0.49	2.50	0.49 0.49 0.49	5.19
Sviluppata	0.00	2.70 3.19 3.69	6.19	8.69 9.19 9.68	14.87
Progressiva	-5.11	-3.00 -2.56 -2.50	0.00	2.50 2.55 3.20	6.87
Dislivelli	0.00	-2.17 -2.56 -2.26	-3.03	-3.44 -3.38 -3.12	0.00

Sezione: 30044  
 Progressiva: 250.000  
 Q. Progetto: 873.617

Scala H 1/200.00  
 Scala V 1/200.00

872.00  
 ▽

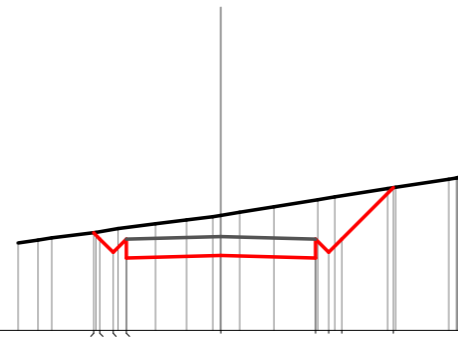


Quote	875.00	873.55 873.50 873.05	873.12	873.18 873.33 873.68	876.92
Parziali	1.45	0.55 0.49 0.55	2.50	2.50 0.45 0.35	3.24
Sviluppata Par.	2.05	0.49 0.49	2.50	2.50 0.45 0.35	4.58
Sviluppata	0.00	2.05 2.54 3.04	5.54	8.04 8.53 9.03	13.61
Progressiva	-4.65	-3.20 -2.65 -2.50	0.00	2.50 2.55 3.20	6.44
Dislivelli	0.00	-1.69 -1.10 -1.81	-2.67	-3.05 -2.96 -2.67	0.00

Sezione: 30045  
 Progressiva: 260.000  
 Q. Progetto: 874.478

Scala H 1/200.00  
 Scala V 1/200.00

872.00  
 ▽

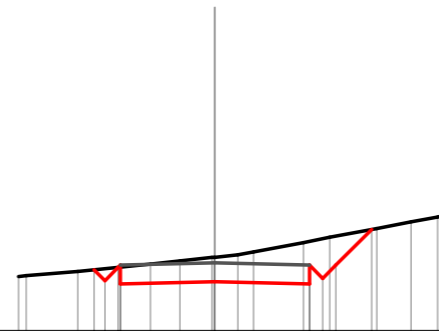


Quote	874.58	874.42	873.92	873.98	873.92	874.07	874.42	875.77
Parziali	0.35	2.50	2.50	0.35	1.36			
Sviluppata Par.	0.49	2.50	2.50	0.49	1.92			
Sviluppata	0.00	0.23	1.22	3.72	6.22	6.72	7.21	9.13
Progressiva	-3.36	-3.20	-2.50	0.00	2.50	2.85	3.20	4.56
Dislivelli	0.00	-0.19	-0.60	-1.07	-1.52	-1.43	-1.14	-0.00

Sezione: 30046  
 Progressiva: 270.000  
 Q. Progetto: 873.788

Scala H 1/200.00  
 Scala V 1/200.00

872.00

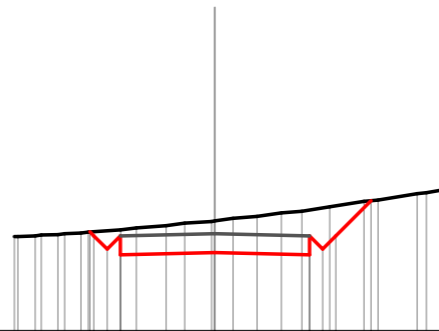


Quote	873.60	873.32	873.23	873.29	873.23	873.39	873.73	874.67
Parziali	0.00	0.28	2.50	2.50	0.35	0.35	0.94	
Sviluppata Par.	0.00	0.49	2.50	2.50	0.48	0.48	1.34	
Sviluppata	0.00	0.40	0.00	3.49	5.98	6.48	6.98	8.31
Progressiva	-3.20	-2.91	-2.50	0.00	2.50	2.85	3.20	4.14
Dislivelli	0.00	-0.31	0.05	-0.65	-1.13	-1.05	-0.77	0.00

Sezione: 30047  
 Progressiva: 280.000  
 Q. Progetto: 872.561

Scala H 1/200.00  
 Scala V 1/200.00

870.00



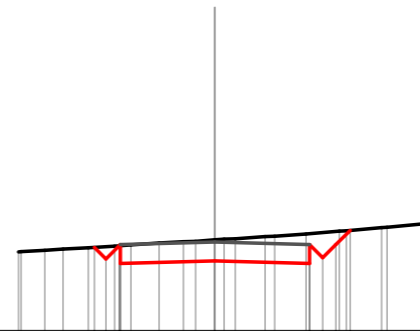
Quote	872.60	872.00	872.06	872.00	872.50	873.43
Parziali	0.35	2.50	2.50	0.35	0.93	
Sviluppata Par.	0.49	2.50	2.50	0.49	1.32	
Sviluppata	0.00	0.15	3.64	6.14	8.45	
Progressiva	-3.31	-2.50	0.00	2.50	4.13	
Dislivelli	0.00	-0.16	-0.83	-1.18	0.00	



Sezione: 30048  
 Progressiva: 290.000  
 Q. Progetto: 871.333

Scala H 1/200.00  
 Scala V 1/200.00

869.00

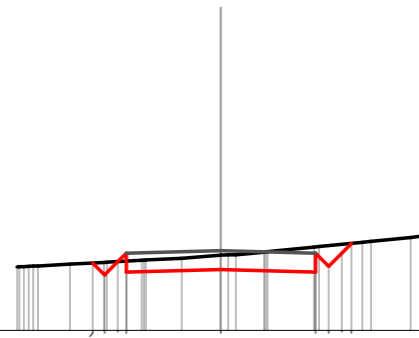


Quote	871.19	870.89	870.77	870.83	870.77	870.92	871.27	871.65
Parziali		0.31	0.35	2.50	2.50	0.35	0.35	0.37
Sviluppata Par.		0.49	0.43	2.50	2.50	0.48	0.33	0.33
Sviluppata	0.00	0.43	0.98	3.48		5.98	6.47	7.50
Progressiva	-3.19	-2.88	-2.50	0.00		2.50	2.85	3.20
Dislivelli	0.00	-0.33	0.03	-0.56		-0.79	-0.67	-0.35

Sezione: 30049  
 Progressiva: 300.000  
 Q. Progetto: 870.106

Scala H 1/200.00  
 Scala V 1/200.00

868.00  
 ▽

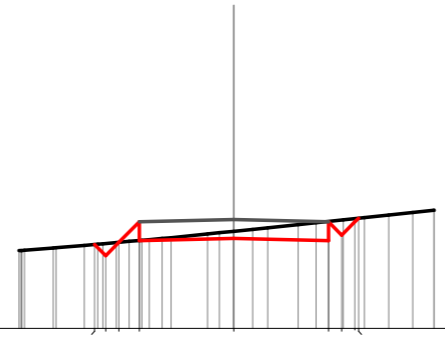


Quote	869.78	869.47	869.54	869.61	869.54	869.69	870.30
Parziali	0.31	0.35	2.50	2.50	0.35	0.35	0.26
Sviluppata Par.	0.41	0.49	2.50	2.50	0.45	0.45	0.26
Sviluppata	0.00	0.44	3.76	3.76	6.26	6.75	7.61
Progressiva	-3.39	-3.08	-2.50	0.00	2.50	2.85	3.45
Dislivelli	0.00	-0.33	0.21	-0.38	-0.66	-0.55	0.00

Sezione: 30050  
 Progressiva: 310.000  
 Q. Progetto: 868.879

Scala H 1/200.00  
 Scala V 1/200.00

866.00

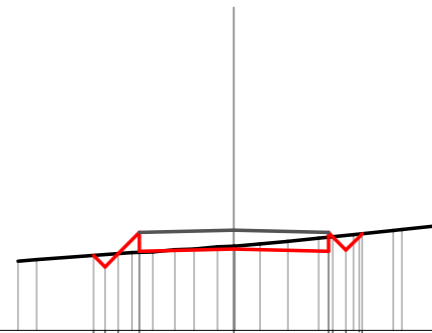


Quote	868.22	867.93	868.28	868.32	868.38	868.32	868.47	868.91
Parziali	0.00	0.32	0.35	0.54	2.50	2.50	0.35	0.35
Sviluppata Par.	0.00	0.49	0.76	0.88	2.50	2.50	0.49	0.49
Sviluppata	0.00	0.42	0.88	0.88	4.18	4.18	6.68	7.81
Progressiva	-3.68	-3.39	-3.04	-2.50	0.00	0.00	2.50	3.30
Dislivelli	0.00	-0.32	0.00	0.49	-0.19	-0.19	-0.51	-0.40

Sezione: 30051  
 Progressiva: 320.000  
 Q. Progetto: 867.651

Scala H 1/200.00  
 Scala V 1/200.00

865.00

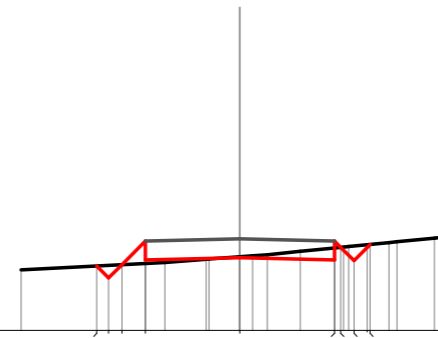


Quote	866.98	866.68	867.03	867.09	867.15	867.09	867.55	867.55
Parziali	0.36	0.35	0.56	2.50	2.50	0.35	0.35	
Sviluppata Par.	0.71	0.70	0.79	2.50	2.50	0.49	0.49	
Sviluppata	0.00	0.43	0.92	4.21	6.71	6.88	7.37	7.68
Progressiva	-3.71	-3.41	-3.06	-2.50	0.00	2.50	2.81	3.39
Dislivelli	-0.00	-0.32	0.00	0.52	-0.07	-0.37	0.00	0.00

Sezione: 30052  
 Progressiva: 330.000  
 Q. Progetto: 866.424

Scala H 1/200.00  
 Scala V 1/200.00

864.00  

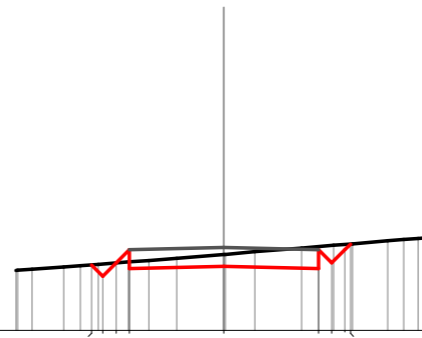



Quote	865.70	865.39	865.74	865.88	865.92	865.86	866.20	866.27
Parziali	0.35	0.35	0.62	2.50	2.50	0.35	0.35	
Sviluppata Par.	0.49	0.88	2.50	2.50	0.49	0.49		
Sviluppata	0.00	0.45	0.82	4.32	6.82	7.05	7.55	8.00
Progressiva	-3.79	-3.47	-3.12	-2.50	0.00	2.50	2.87	3.34
Dislivelli	-0.00	-0.33	-0.00	0.59	-0.02	-0.32	-0.00	0.00

Sezione: 30053  
 Progressiva: 340.000  
 Q. Progetto: 865.197

Scala H 1/200.00  
 Scala V 1/200.00

863.00

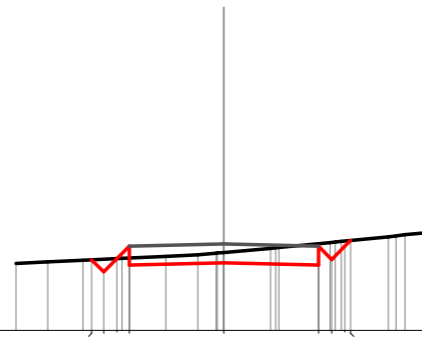


Quote	864.73	864.73	864.73	864.70	864.63	864.78	865.28
Parziali	0.00	0.30	0.35	2.50	2.50	0.35	0.35
Sviluppata Par.	0.42	0.49	0.50	2.50	2.50	0.48	0.38
Sviluppata	0.00	0.42	0.92	3.92	6.42	6.91	7.61
Progressiva	-3.50	-2.50	-2.50	0.00	2.50	2.85	3.35
Dislivelli	0.00	-0.32	0.32	-0.31	-0.58	-0.46	0.00

Sezione: 30054  
 Progressiva: 350.000  
 Q. Progetto: 864.287

Scala H 1/200.00  
 Scala V 1/200.00

862.00

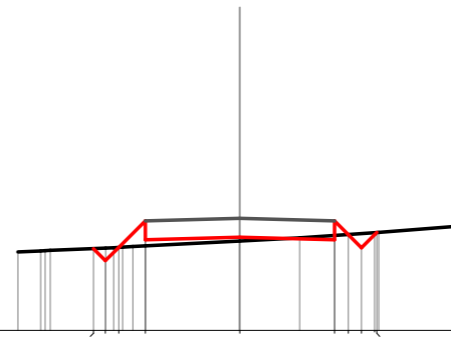


Quote	863.87	863.55	863.72	863.79	863.72	863.87	864.38
Parziali	0.32	0.35	2.50	2.50	0.35	0.35	
Sviluppata Par.	0.45	0.49	2.50	2.50	0.49	0.49	
Sviluppata	0.00	0.45	3.91	6.41	6.91	7.40	7.62
Progressiva	-3.50	-3.18	-2.50	0.00	2.50	2.85	3.35
Dislivelli	0.00	-0.33	0.31	-0.27	-0.56	-0.45	0.00

Sezione: 30055  
 Progressiva: 360.000  
 Q. Progetto: 863.961

Scala H 1/200.00  
 Scala V 1/200.00

861.00  
 ▽



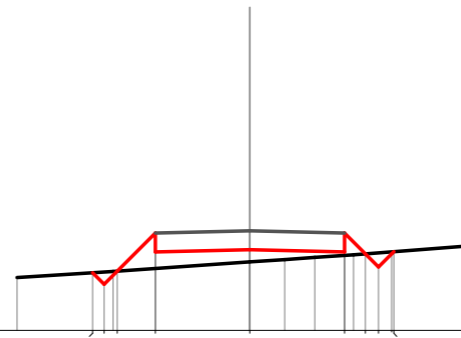
Quote	863.16	862.84	863.19	863.40	863.46	863.40	863.53	863.18	863.59
Parziali		0.33	0.35	0.71	2.50	2.50	0.38	0.35	0.35
Sviluppata Par.		0.45	0.49	1.00	2.50	2.50	0.52	0.36	0.39
Sviluppata	0.00	0.45	0.94	1.94	4.44	6.94	7.46	7.95	8.45
Progressiva	-3.87	-3.95	-3.21	-2.50	0.00	2.50	2.86	3.21	3.62
Dislivelli	0.00	-0.33	0.00	0.66	0.10	-0.11	0.00	-0.37	0.00



Sezione: 30056  
 Progressiva: 370.000  
 Q. Progetto: 863.635

Scala H 1/200.00  
 Scala V 1/200.00

861.00

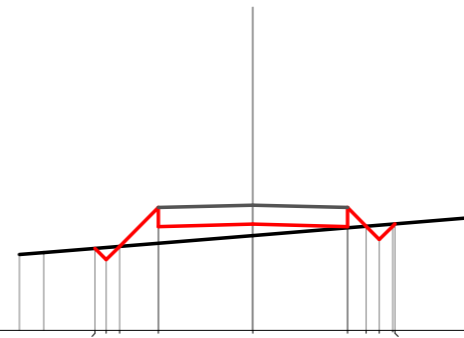


Quote	862.53	862.22	862.57	863.07	863.14	863.07	863.02	862.67	863.08
Parziali	0.35	0.35	1.00	2.50	2.50	0.55	0.35	0.35	
Sviluppata Par.	0.70	0.70	1.42	2.50	2.50	0.78	0.70	0.70	
Sviluppata	0.00	0.43	0.93	2.35	4.85	7.35	8.13	8.62	9.12
Progressiva	-4.16	-3.85	-3.50	-2.50	0.00	2.50	3.05	3.40	3.81
Dislivelli	0.00	-0.33	0.00	0.93	0.32	0.09	0.00	-0.38	0.00

Sezione: 30057  
 Progressiva: 380.000  
 Q. Progetto: 863.310

Scala H 1/200.00  
 Scala V 1/200.00

860.00

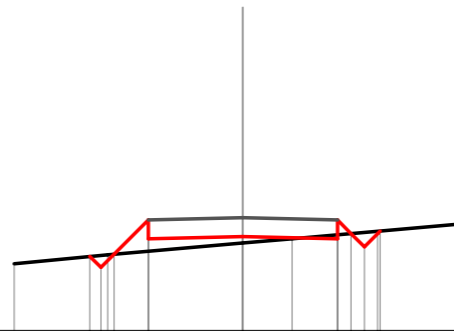


Quote	862.17	861.87	862.22	862.75	862.81	862.75	862.40	862.82
Parziali	0.36	0.36	1.03	2.50	2.50	0.49	0.36	0.36
Sviluppata Par.	0.49	0.49	1.45	2.50	2.50	0.70	0.49	0.49
Sviluppata	0.00	0.42	0.92	2.37	4.87	7.37	8.07	9.15
Progressiva	-4.17	-3.88	-3.53	-2.50	0.00	2.50	2.99	3.34
Dislivelli	0.00	-0.32	0.00	0.94	0.30	0.03	-0.00	-0.38

Sezione: 30058  
 Progressiva: 390.000  
 Q. Progetto: 862.984

Scala H 1/200.00  
 Scala V 1/200.00

860.00

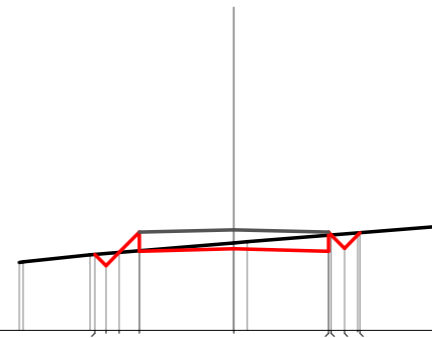


Quote	861.95	861.66	862.01	862.42	862.48	862.42	862.56	862.21	862.63
Parziali	0.26	0.35	0.91	2.50	2.50	0.38	0.35	0.35	
Sviluppata Par.	0.41	0.49	1.28	2.50	2.50	0.51	0.39	0.39	
Sviluppata	0.00	0.41	0.91	2.19	4.69	7.19	7.70	8.19	8.69
Progressiva	-4.05	-3.76	-3.41	-2.50	0.00	2.50	2.86	3.21	3.63
Dislivelli	-0.00	-0.32	0.00	0.83	0.17	-0.11	0.00	-0.38	-0.00

Sezione: 30059  
 Progressiva: 400.000  
 Q. Progetto: 862.658

Scala H 1/200.00  
 Scala V 1/200.00

860.00

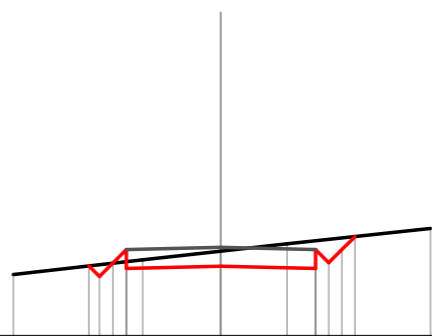


Quote	862.01	861.71	862.06	862.10	862.16	862.10	862.58
Parziali	0.36	0.35	0.53	2.50	2.50	0.35	0.35
Sviluppata Par.	0.72	0.70	0.75	2.50	2.50	0.49	0.49
Sviluppata	0.00	0.42	0.87	4.17	6.67	7.27	7.86
Progressiva	-3.68	-3.38	-3.03	-2.50	0.00	2.50	3.34
Dislivelli	-0.00	-0.32	-0.00	0.49	-0.15	-0.42	-0.00

Sezione: 30060  
 Progressiva: 410.000  
 Q. Progetto: 862.332

Scala H 1/200.00  
 Scala V 1/200.00

860.00

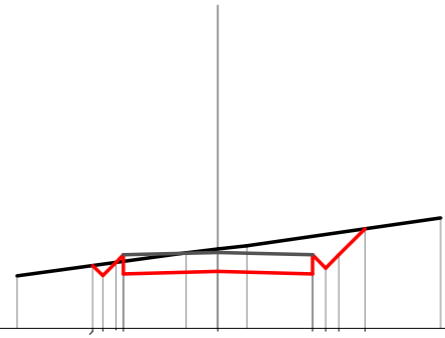


Quote	861.64 861.64 861.81 861.77	861.83	861.77 861.92 862.61
Parziali	0.00 0.17 0.17 0.04	2.50	2.50 0.35 0.34
Sviluppata Par.	0.17 0.49 0.51 1.40	2.50	2.50 0.45 0.19
Sviluppata	0.00 0.17 0.28 1.40	3.90	6.40 6.89 7.39 7.87
Progressiva	-3.49 -2.66 -2.50	0.00	2.50 2.85 3.54
Dislivelli	0.00 -0.17 -0.32	-0.39	-0.73 0.00

Sezione: 30061  
 Progressiva: 420.000  
 Q. Progetto: 862.006

Scala H 1/200.00  
 Scala V 1/200.00

860.00

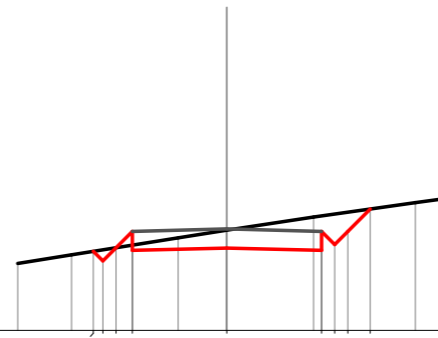


Quote	861.66	861.40	861.44	861.51	861.44	861.59	861.94	862.63
Parziali	0.35	0.38	2.50	2.50	0.35	0.35	0.69	
Sviluppata Par.	0.49	0.76	2.50	2.50	0.76	0.98		
Sviluppata	0.00	0.38	3.65	3.65	6.15	7.14	8.12	
Progressiva	-3.31	-3.05	-2.50	0.00	2.50	2.85	3.20	3.89
Dislivelli	0.00	-0.30	0.17	-0.59	-0.99	-0.89	-0.59	0.00

Sezione: 30062  
 Progressiva: 430.000  
 Q. Progetto: 861.680

Scala H 1/200.00  
 Scala V 1/200.00

859.00

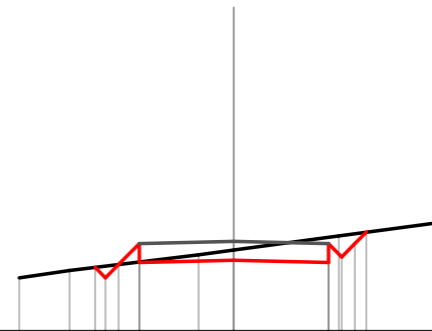


Quote	861.09	860.84	861.19	861.12	861.18	861.12	861.27	861.62	862.21
Parziali	0.00	0.36	0.35	0.43	2.50	2.50	0.35	0.35	0.59
Sviluppata Par.	0.00	0.36	0.61	1.04	2.50	2.50	2.85	3.20	3.79
Sviluppata	0.00	0.36	0.85	1.46	3.96	6.46	6.96	7.45	8.29
Progressiva	-3.53	-3.28	-2.93	-2.50	0.00	2.50	2.85	3.20	3.79
Dislivelli	0.00	-0.29	0.00	0.36	-0.47	-0.91	-0.81	-0.51	0.00

Sezione: 30063  
 Progressiva: 440.000  
 Q. Progetto: 861.354

Scala H 1/200.00  
 Scala V 1/200.00

859.00



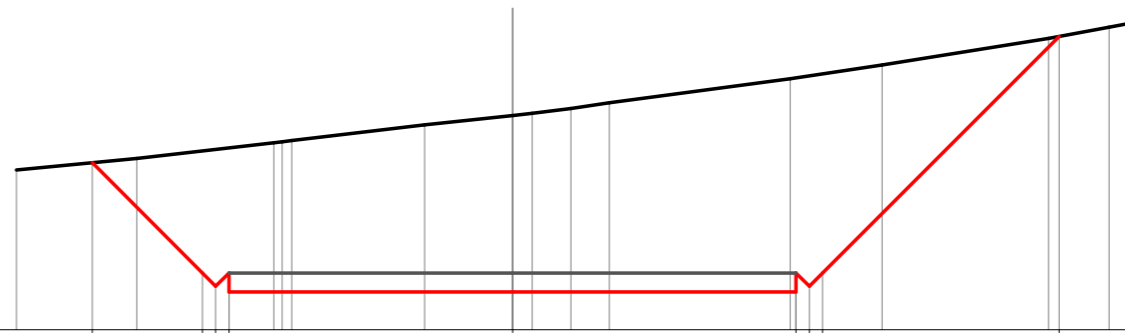
Quote	860.67	860.39	860.74	860.79	860.85	860.79	860.94	861.60
Parziali	0.32	0.35	0.55	2.50	2.50	0.35	0.35	0.31
Sviluppata Par.	0.32	0.49	0.78	2.50	2.50	0.48	0.48	0.31
Sviluppata	0.00	0.39	0.88	4.16	6.66	7.16	7.65	8.08
Progressiva	-3.67	-3.40	-3.05	-2.50	0.00	2.50	2.85	3.51
Dislivelli	-0.00	-0.31	-0.00	0.48	-0.27	-0.67	-0.57	0.00



Sezione: 30064  
 Progressiva: 0.000  
 Q. Progetto: 828.500

Scala H 1/200.00  
 Scala V 1/200.00

827.00  

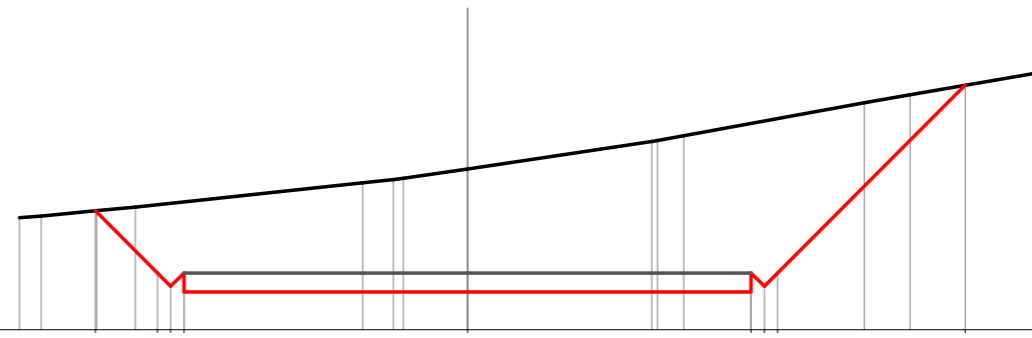



Quote	831.42	828.50 828.15 828.00	828.00	828.00	828.00 828.15 828.50	834.75
Parziali	2.92	0.35 0.35	7.50	7.50	0.35 0.35	6.25
Sviluppata Par.	4.12	0.49 0.49	7.50	7.50	0.49 0.49	8.85
Sviluppata	0.00	4.12 4.62 5.11	12.61	12.61	20.11 20.91 21.10	29.95
Progressiva	-11.12	-8.20 -7.85 -7.50	0.00	0.00	7.50 7.50 8.20	14.45
Dislivelli	0.00	-3.23 -3.62 -3.31	-4.66	-4.66	-5.66 -5.28 -5.28	-0.00

Sezione: 30065  
 Progressiva: 10.000  
 Q. Progetto: 828.500

Scala H 1/200.00  
 Scala V 1/200.00

827.00  
 ▽

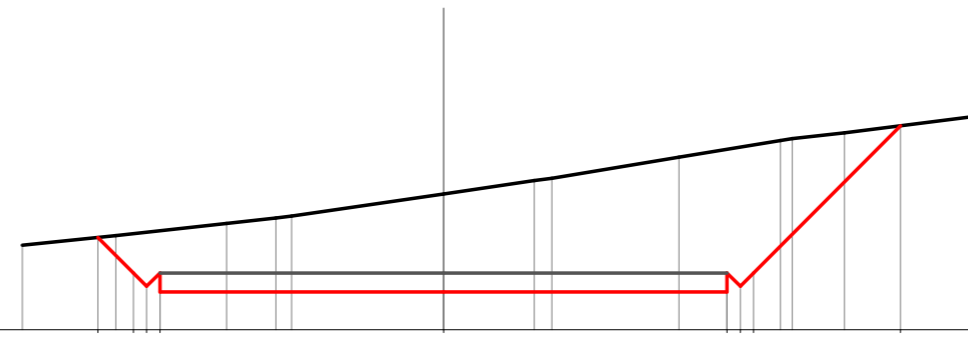


Quote	830.15	828.50 828.15 828.00	828.00	828.00	828.00 828.15 828.50	833.46
Parziali	1.65	0.35 0.35	7.50	7.50	0.35 0.35	4.96
Sviluppata Par.	2.33	0.49 0.49	7.50	7.50	0.49 0.49	7.02
Sviluppata	0.00	2.33 2.62 3.32	10.82	10.82	18.32 18.31 19.31	26.33
Progressiva	-9.85	-8.20 -7.85 -7.50	0.00	0.00	7.50 7.50 6.20	13.16
Dislivelli	0.00	-1.80 -2.19 -1.87	-3.25	-3.25	-4.45 -4.08 -4.08	0.00

Sezione: 30066  
 Progressiva: 20.000  
 Q. Progetto: 828.500

Scala H 1/200.00  
 Scala V 1/200.00

827.00  
 ▽

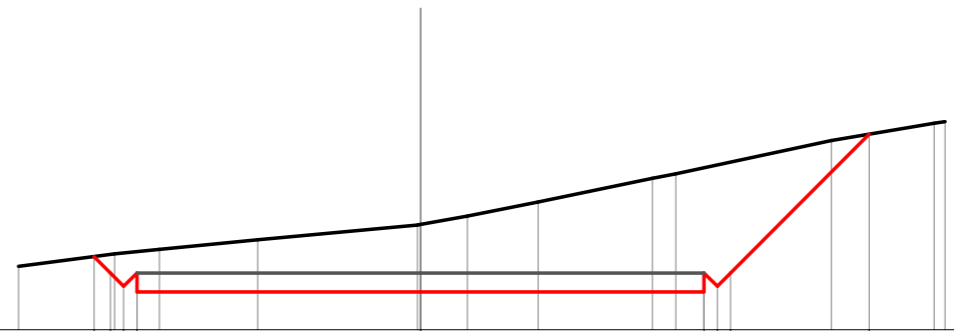


Quote	829.44	828.50	828.00	828.00	828.50	832.39
Parziali	0.94	0.85	7.50	7.50	0.35	3.89
Sviluppata Par.	1.33	0.78	7.50	7.50	0.49	5.50
Sviluppata	0.00	1.33	9.82	9.82	17.32	23.81
Progressiva	-9.14	-8.20	0.00	0.00	7.50	12.09
Dislivelli	0.00	-1.04	-2.59	-2.59	-3.77	-0.00

Sezione: 30067  
 Progressiva: 30.000  
 Q. Progetto: 828.500

Scala H 1/200.00  
 Scala V 1/200.00

827.00  
 ▽

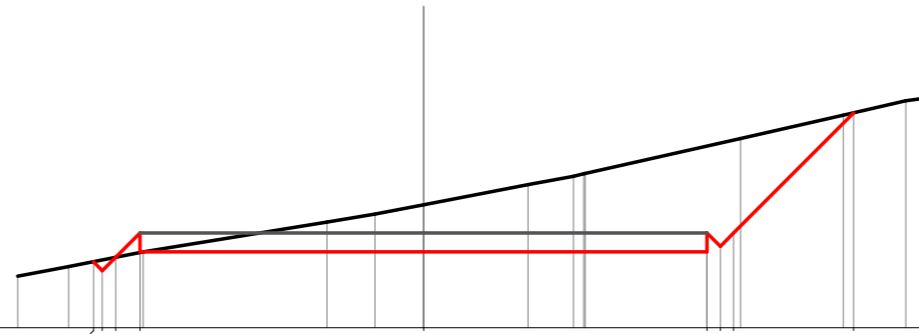


Quote	828.93 828.50 828.15 828.00	828.00	828.00	828.00 828.15 828.50	832.17
Parziali	0.43 0.42 0.35	7.50	7.50	0.35 0.35	3.67
Sviluppata Par.	0.61 0.58 0.48	7.50	7.50	0.49 0.49	5.19
Sviluppata	0.00 0.61 1.10 1.60	9.10	9.10	16.60 17.79 17.59	22.78
Progressiva	-8.63 -8.20 -7.85 -7.50	0.00	0.00	7.50 6.50 6.20	11.87
Dislivelli	0.00 -0.49 -0.88 -0.56	-1.78	-1.78	-3.28 -2.00 -2.93	0.00

Sezione: 30068  
 Progressiva: 40.000  
 Q. Progetto: 828.500

Scala H 1/200.00  
 Scala V 1/200.00

826.00

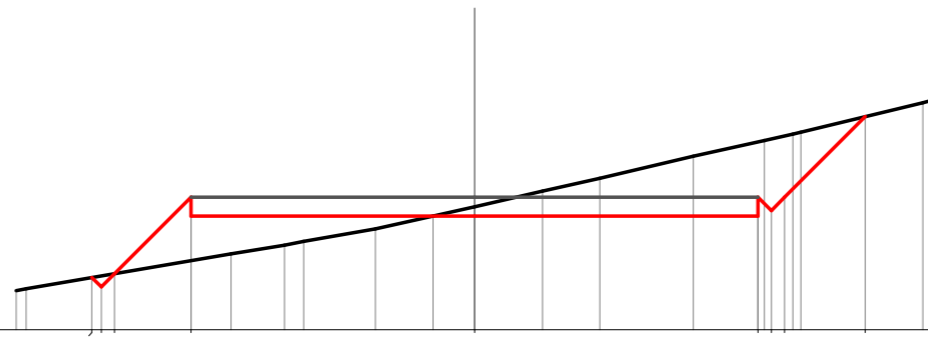


Quote	827.74 827.51 827.86 828.00	828.00	828.00	828.00 828.15 828.50	831.68
Parziali	0.35 0.35 0.64	7.50	7.50	0.35 0.35	3.18
Sviluppata Par.	0.33 0.49 0.91	7.50	7.50	0.49 0.49	4.50
Sviluppata	0.00 0.33 0.83 1.74	9.24	9.24	16.74 17.73 17.73	22.22
Progressiva	-8.73 -8.14 -7.50	0.00	0.00	7.50 8.20 8.20	11.38
Dislivelli	0.00 -0.28 0.00 0.52	-1.25	-1.25	-2.60 -2.43 -2.46	0.00

Sezione: 30069  
 Progressiva: 50.000  
 Q. Progetto: 828.500

Scala H 1/200.00  
 Scala V 1/200.00

825.00  

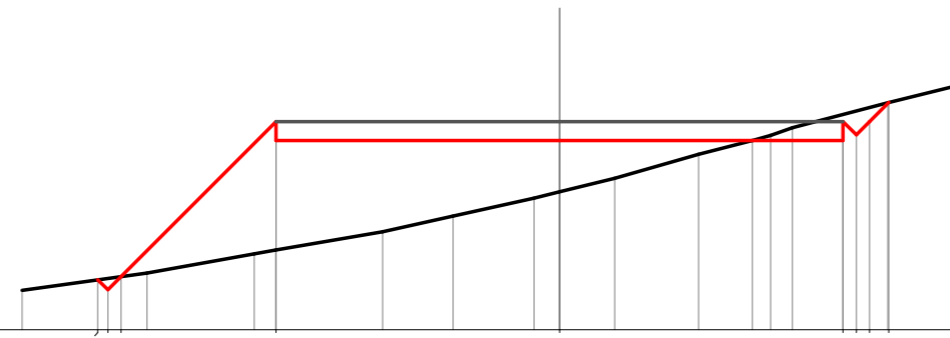



Quote	826.38 826.13 826.18	828.00	828.00	828.00	828.00 828.15 828.50	830.63
Parziali	0.00 0.35 0.49	2.02	7.50	7.50	0.35 0.49	2.13
Sviluppata Par.	0.00 0.35 0.85	2.86	7.50	7.50	0.49 0.49	3.02
Sviluppata	0.00 0.35 0.85	3.71	11.21	11.21	18.71 19.70 19.70	22.71
Progressiva	-10.12 -9.87 -9.52	-7.50	0.00	0.00	7.50 7.50 6.20	10.33
Dislivelli	-0.00 -0.28 0.00	1.68	-0.25	-0.25	-1.96 -1.69 -1.62	0.00

Sezione: 30070  
 Progressiva: 60.000  
 Q. Progetto: 828.500

Scala H 1/200.00  
 Scala V 1/200.00

823.00  
 ▽

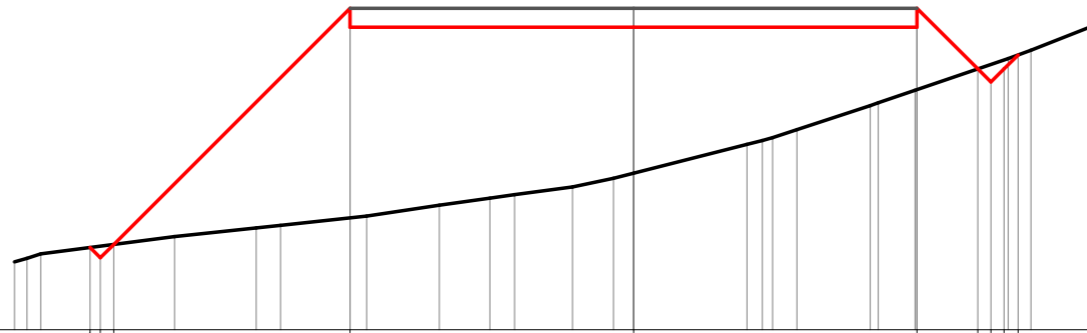


Quote	824.32 824.05 824.40	828.00	828.00	828.00	828.00 828.45 828.45 829.01
Parziali	0.35 0.35	4.10	7.50	7.50	0.35 0.35 0.51
Sviluppata Par.	0.37 0.49	5.79	7.50	7.50	0.49 0.49 0.71
Sviluppata	0.00 0.37 0.67	6.66	14.16	14.16	21.66 21.66 23.37
Progressiva	-12.21 -11.95 -11.60	-7.50	0.00	0.00	7.50 8.50 8.71
Dislivelli	0.00 -0.30 0.00	3.40	1.36	1.36	-0.69 -0.37 0.00

Sezione: 30071  
 Progressiva: 70.000  
 Q. Progetto: 828.500

Scala H 1/200.00  
 Scala V 1/200.00

820.00



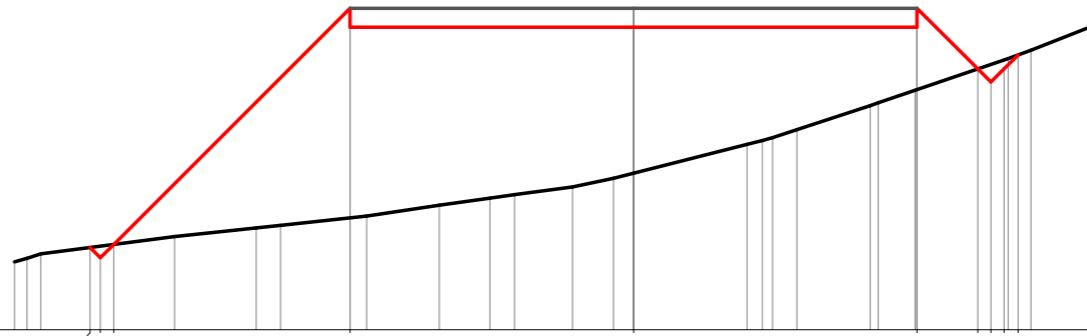
Quote	822.17 821.90 822.25	828.00	828.00	828.00	826.90 826.55 826.90 827.26
Parziali	0.35	6.25	7.50	7.50	1.60 0.35 0.35 0.30
Sviluppata Par.	0.49	8.84	7.50	7.50	2.27 0.49 0.42 0.32
Sviluppata	0.00 0.38 0.88	9.72	17.22	24.72	26.98 27.48 27.97 28.49
Progressiva	-14.37 -14.10 -13.75	-7.50	0.00	7.50	9.10 9.45 9.80 10.17
Dislivelli	-0.00 -0.30 0.00	5.55	3.87	1.65	0.00 -0.47 -0.24 0.00



Sezione: 30072  
 Progressiva: 70.000  
 Q. Progetto: 828.500

Scala H 1/200.00  
 Scala V 1/200.00

820.00



Quote	822.17 821.90 822.25	828.00	828.00	828.00	826.90 826.55 826.90 827.26
Parziali	0.35	6.25	7.50	7.50	1.60 0.35 0.35 0.30
Sviluppata Par.	0.49	8.84	7.50	7.50	2.27 0.49 0.42 0.32
Sviluppata	0.00 0.38 0.88	9.72	17.22	24.72	26.98 27.48 27.97 28.49
Progressiva	-14.37 -14.10 -13.75	-7.50	0.00	7.50	9.10 9.45 9.80 10.17
Dislivelli	0.00 -0.30 0.00	5.55	3.87	1.65	0.00 -0.47 -0.24 0.00