

Comune
di Corleto Perticara



Regione Basilicata



Provincia di Potenza



Committente:

RWE

RENEWABLES ITALIA S.R.L.
Via Andrea Doria, 41/G - 00192 Roma
P.IVA/C.F. 06400370968
pec: rwerenewablesitaliasrl@legalmail.it

Titolo del Progetto:

**Progetto per la realizzazione di una centrale eolica da 44,80 MW nel
comune di Corleto Perticara (PZ)**

Documento:

PROGETTO DEFINITIVO

Richiesta Autorizzazione Unica ai sensi del D. Lgs. 387 del 29/09/2003

N° Documento:

PECP_A.16.a.17.a.5

ID PROGETTO:

PECP

DISCIPLINA:

P

TIPOLOGIA:

D

FORMATO:

A3

Elaborato:

Quaderno delle sezioni in fase di lavoro WTG 05 - 5 di 8

FOGLIO:

5 di 8

SCALA:

1:200

Nome file:

PECP_A.16.a.17.a.5_Quaderno_delle_sezioni_temporanee_5_di_8.pdf

Progettazione:

R.T.P. D'Occhio - De Blasis
Via S. Angelo, 10 - 82020 Campolattaro (BN)

Progettisti:



Ing. Giuseppe Antonio De Blasis



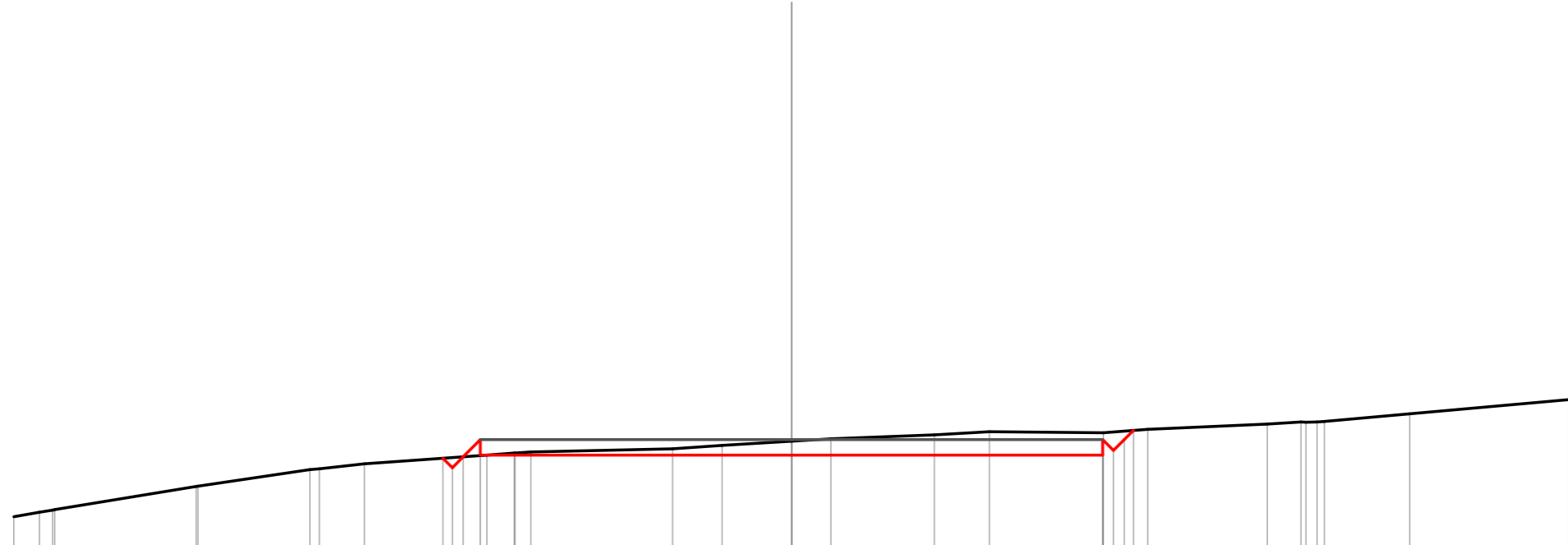
Arch. Carmine D'Occhio

Rev:	Data Revisione	Descrizione Revisione	Redatto	Controllato	Approvato
00	07/12/2020	PRIMA EMISSIONE	R.T.P.D'Occhio - De Blasis	RWE	RWE

Sezione: 50001
 Progressiva: 0.000
 Q. Progetto: 901.500

Scala H 1/200.00
 Scala V 1/200.00

898.00

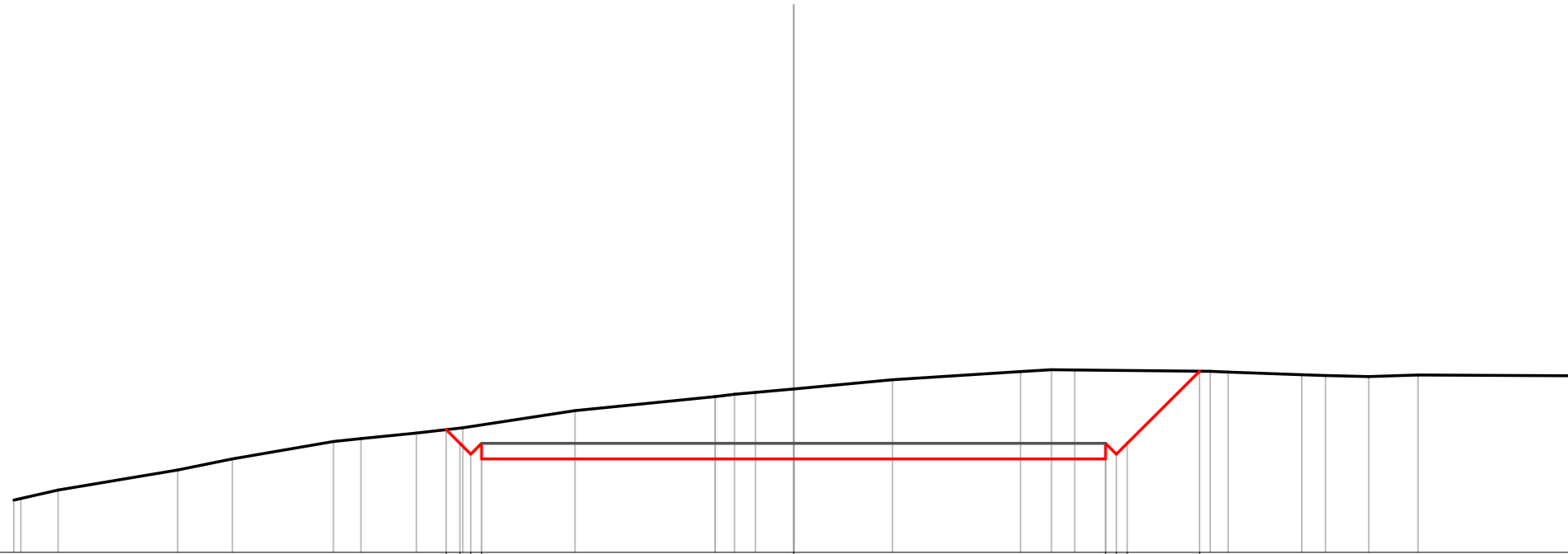


Quote	900.90 900.60 900.85 901.00	901.00	901.00	901.00	901.00 901.15 901.79
Parziali	0.30 0.49 0.55	10.00		10.00	0.35 0.35 0.35
Sviluppata Par.	0.79 0.78	10.00		10.00	0.49 0.49 0.35
Sviluppata	0.00 0.43 0.98		11.71		21.71 22.20 22.70 23.11
Progressiva	-11.21 -10.90 -10.55 -10.00		0.00		10.00 10.35 10.99
Dislivelli	0.00 -0.33 -0.00 0.51		-0.45		-0.72 -0.60 -0.00

Sezione: 50002
 Progressiva: 10.000
 Q. Progetto: 901.500

Scala H 1/200.00
 Scala V 1/200.00

898.00

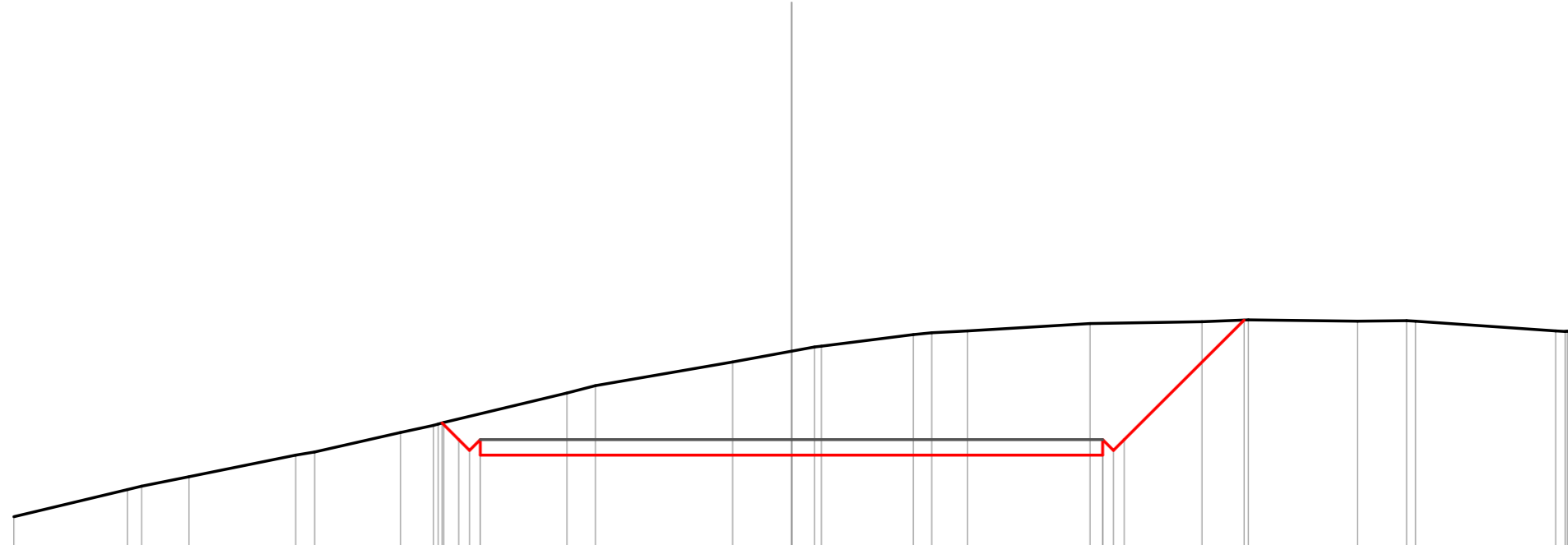


Quote	901.94 901.90 901.85 901.80	901.00	901.00	901.00 901.15 901.50	903.81
Parziali	0.44 0.35 0.35	10.00	10.00	0.35 0.35	2.31
Sviluppata Par.	0.62 0.49 0.49	10.00	10.00	0.49 0.49	3.27
Sviluppata	0.00 0.92 1.61	11.61	11.61	21.61 22.10 22.60	25.87
Progressiva	-11.14 -10.70 -10.00	0.00	0.00	10.00 10.35 10.70	13.01
Dislivelli	0.00 -0.48 -0.59	-2.25	-2.25	2.84 -2.69 -2.34	0.00

Sezione: 50003
 Progressiva: 17.000
 Q. Progetto: 901.500

Scala H 1/200.00
 Scala V 1/200.00

898.00

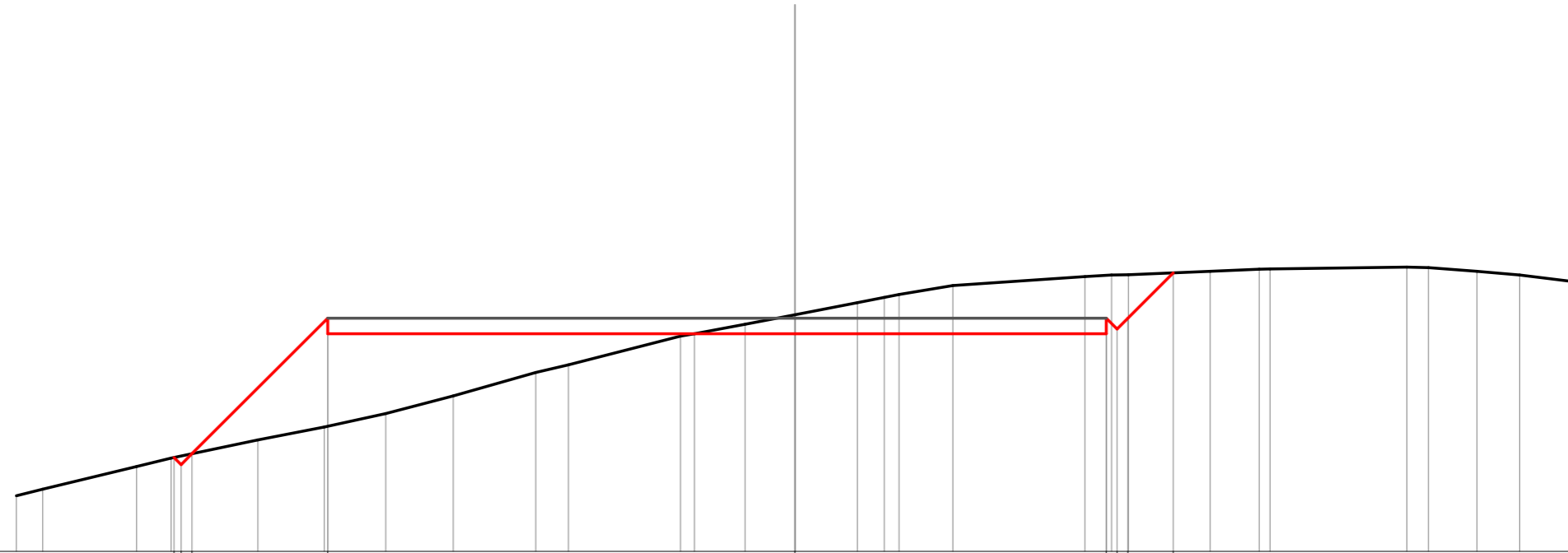


Quote	Parziali	Sviluppata Par.	Sviluppata	Progressiva	Dislivelli
902.04	0.54	0.76	0.00	-11.24	0.00
901.50	0.35	0.49	0.76	-10.00	-0.67
901.00	0.35	0.49	1.75	-10.00	-0.83
901.00	10.00	10.00	11.75	0.00	-3.35
901.00	0.35	0.49	21.75	10.00	-4.24
901.15	0.35	0.49	22.24	10.35	-4.10
901.50	3.85	5.44	28.18	14.55	0.00

Sezione: 50004
 Progressiva: 20.000
 Q. Progetto: 904.500

Scala H 1/200.00
 Scala V 1/200.00

897.00

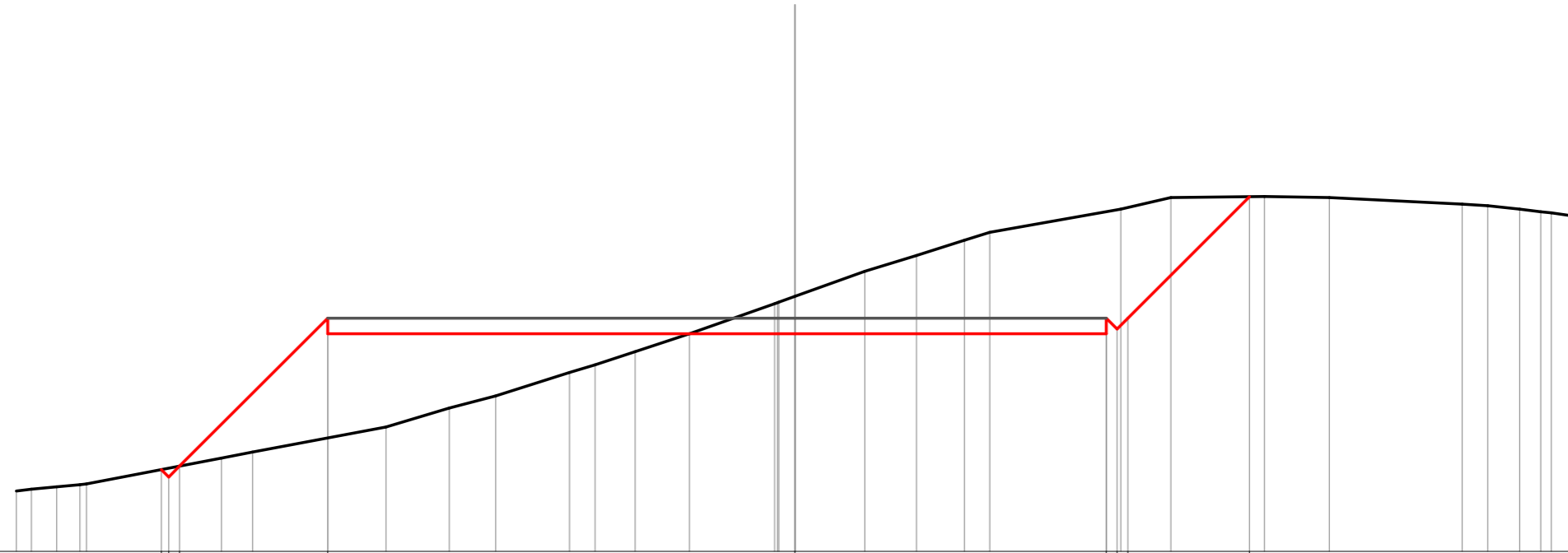


Quote		900.02	899.79	900.14	904.00	904.00	904.00	904.00	904.00	904.50	904.15	904.50	905.95
Parziali		0.35	0.35	4.36	15.00	10.00	0.35	0.35	1.45				
Sviluppata Par.		0.35	0.49	6.17	15.00	10.00	0.49	0.49	2.05				
Sviluppata		0.00	0.32	6.98	21.98	31.98	32.48	32.97	35.03				
Progressiva		-19.94	-19.71	-19.36	-15.00	0.00	10.00	10.35	10.70	12.15			
Dislivelli		0.00	-0.28	0.00	3.48	-0.61	-1.87	-1.74	-1.39	0.00			

Sezione: 50005
 Progressiva: 30.000
 Q. Progetto: 904.500

Scala H 1/200.00
 Scala V 1/200.00

897.00



Quote	899.63 899.99 899.74	904.00	904.00	904.50	904.00 904.15 904.50	908.40
Parziali	0.35 0.35	4.76	15.00	10.00	0.35 0.35	3.90
Sviluppata Par.	0.35 0.49	6.73	15.00	10.00	0.49 0.49	5.52
Sviluppata	0.00 0.34 0.83	7.56	22.56	32.56 33.05 33.55	39.07	
Progressiva	-20.34 -20.11 -19.76	-15.00	0.00	10.00 10.35 10.70	14.60	
Dislivelli	0.00 -0.28 0.00	3.85	-1.20	3.92 -3.83 -3.55	0.00	

Sezione: 50006
 Progressiva: 40.000
 Q. Progetto: 904.500

Scala H 1/200.00
 Scala V 1/200.00

898.00

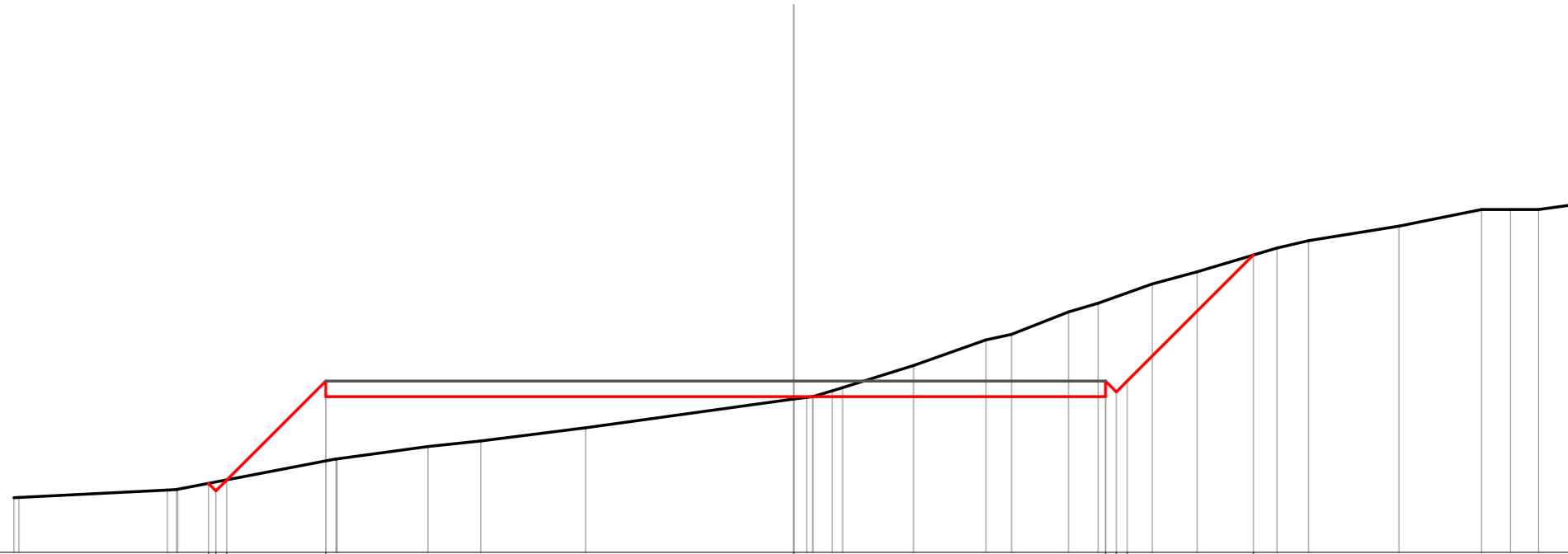


Quote	900.44 900.44 900.54	904.00	904.00	904.00	904.00 904.15 904.50	909.67
Parziali	0.35 0.35	3.96	15.00	10.00	0.35 0.35	5.17
Sviluppata Par.	0.35 0.49	5.60	15.00	10.00	0.49 0.49	7.32
Sviluppata	0.00 0.36 0.36	6.46	21.46	31.46 31.95 32.45	39.77	
Progressiva	-19.57 -18.96 -18.96	-15.00	0.00	10.00 10.35 10.70	15.87	
Dislivelli	0.00 0.36 -0.00	3.42	-0.95	-4.59 -4.54 -4.29	0.00	

Sezione: 50007
 Progressiva: 50.000
 Q. Progetto: 904.500

Scala H 1/200.00
 Scala V 1/200.00

899.00

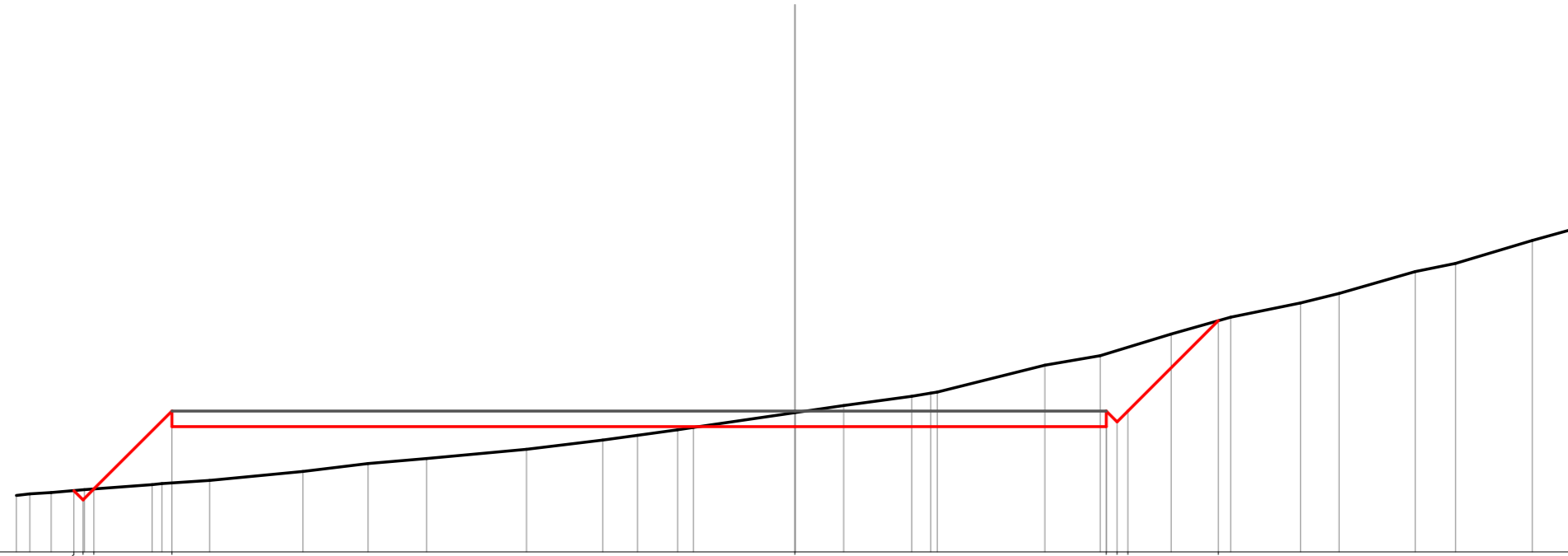


Quote	901.21	900.98	901.33	904.00	904.00	904.00	904.15	904.50	908.54
Parziali	0.34	0.35	3.17	15.00	10.00	0.35	0.35	4.04	
Sviluppata Par.	0.34	0.49	4.49	15.00	10.00	0.49	0.49	5.72	
Sviluppata	0.00	0.34	5.32	20.32	30.32	30.81	31.31	37.03	
Progressiva	-18.76	-18.52	-18.17	-15.00	0.00	10.00	10.35	10.70	14.74
Dislivelli	0.00	-0.28	0.00	2.56	0.08	3.08	-3.06	-2.83	-0.00

Sezione: 50008
 Progressiva: 55.000
 Q. Progetto: 904.529

Scala H 1/200.00
 Scala V 1/200.00

900.00

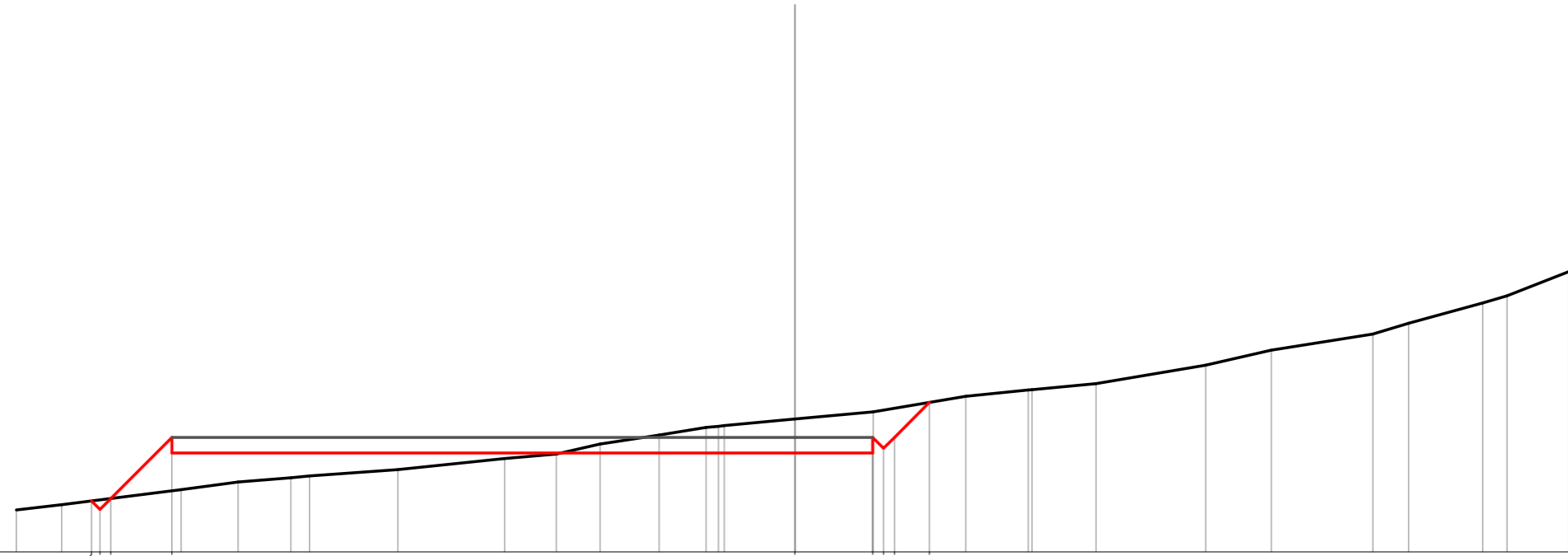


Quote	901.97 901.87 902.02	904.03	904.03	904.03	904.03 904.18 904.53	907.43
Parziali	0.00 0.35	2.51	20.00	10.00	0.35 0.35	2.90
Sviluppata Par.	0.42 0.49	3.54	20.00	10.00	0.49 0.49	4.10
Sviluppata	0.00 0.42 0.91	4.46	24.46	34.46	34.95 35.45	39.55
Progressiva	-23.15 -22.86 -22.51	-20.00	0.00	10.00	10.35 10.70	13.60
Dislivelli	0.00 -0.32 0.00	2.31	-0.45	2.33	-2.29 -2.05	0.00

Sezione: 50009
 Progressiva: 60.000
 Q. Progetto: 904.679

Scala H 1/200.00
 Scala V 1/200.00

901.00

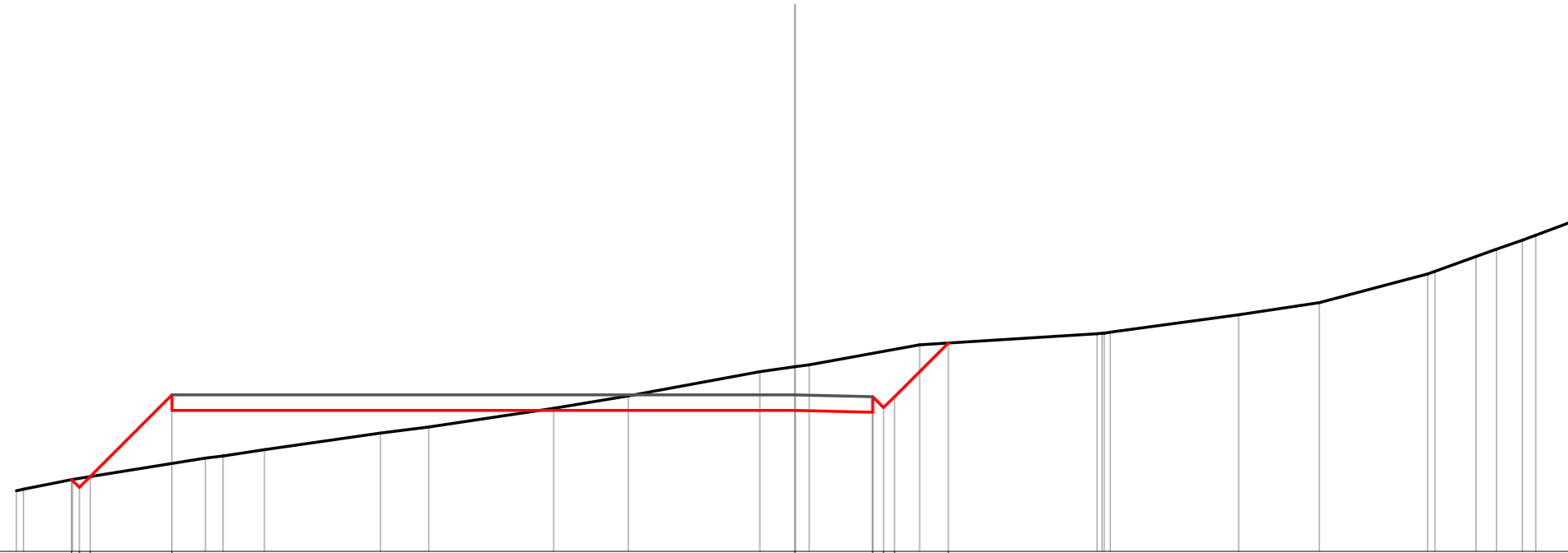


Quote	902.64	902.37	902.72	904.18	904.18	904.18	904.33	904.68	905.80
Parziali	0.00	0.37	0.35	1.96	20.00	2.50	0.35	0.35	1.12
Sviluppata Par.	0.00	0.49	0.49	2.78	20.00	2.50	0.49	0.49	1.59
Sviluppata	0.00	0.38	0.88	3.66	23.66	26.16	26.65	27.15	28.74
Progressiva	-22.58	-22.31	-21.96	-20.00	0.00	2.00	2.55	3.20	4.32
Dislivelli	0.00	-0.31	0.00	1.72	-1.09	-1.32	-1.23	-0.93	0.00

Sezione: 50010
 Progressiva: 70.000
 Q. Progetto: 905.036

Scala H 1/200.00
 Scala V 1/200.00

900.00

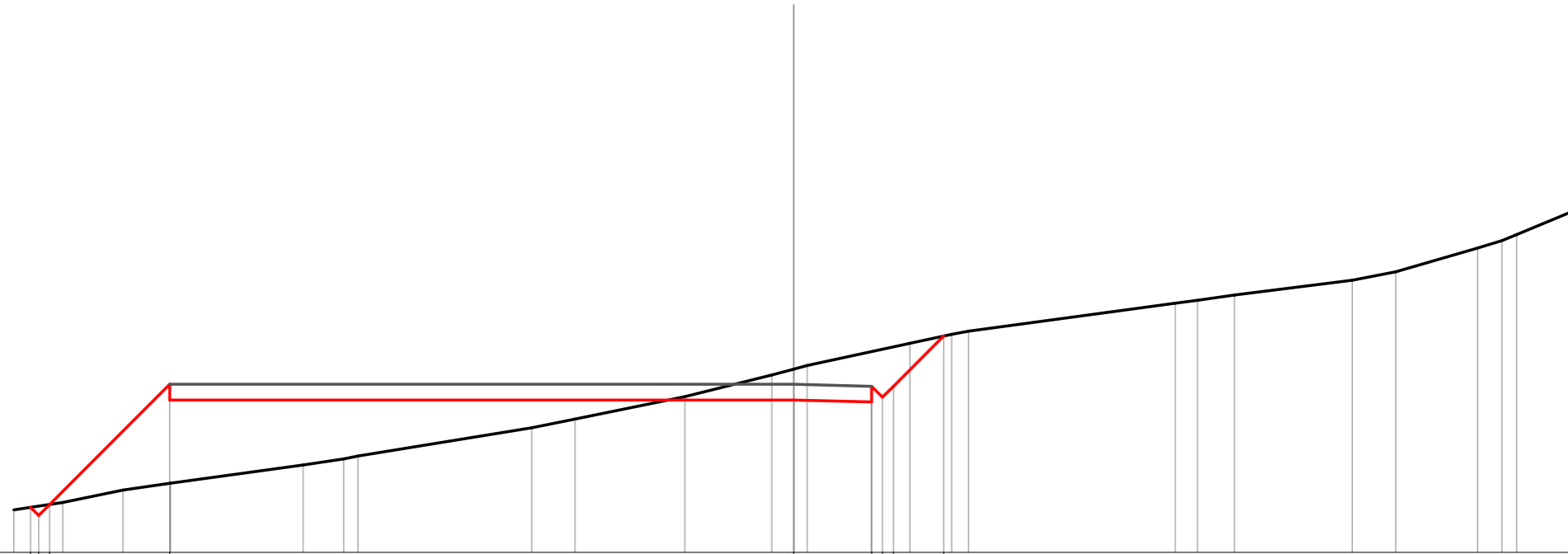


Quote	902.31 902.06 902.41	904.54	904.54	904.47 904.52 904.97	906.70
Parziali	0.35 0.35	2.63	20.00	2.50 0.35 0.35	1.73
Sviluppata Par.	0.36 0.49	3.72	20.00	2.50 0.49 0.49	2.44
Sviluppata	0.00 0.36 0.85	4.57	24.57	27.07 27.56 28.06	30.50
Progressiva	-23.23 -22.68 -22.63	-20.00	0.00	2.50 2.55 3.20	4.93
Dislivelli	-0.00 -0.28 -0.00	2.21	-1.40	-1.90 -1.81 -1.32	0.00

Sezione: 50011
 Progressiva: 80.000
 Q. Progetto: 905.393

Scala H 1/200.00
 Scala V 1/200.00

900.00

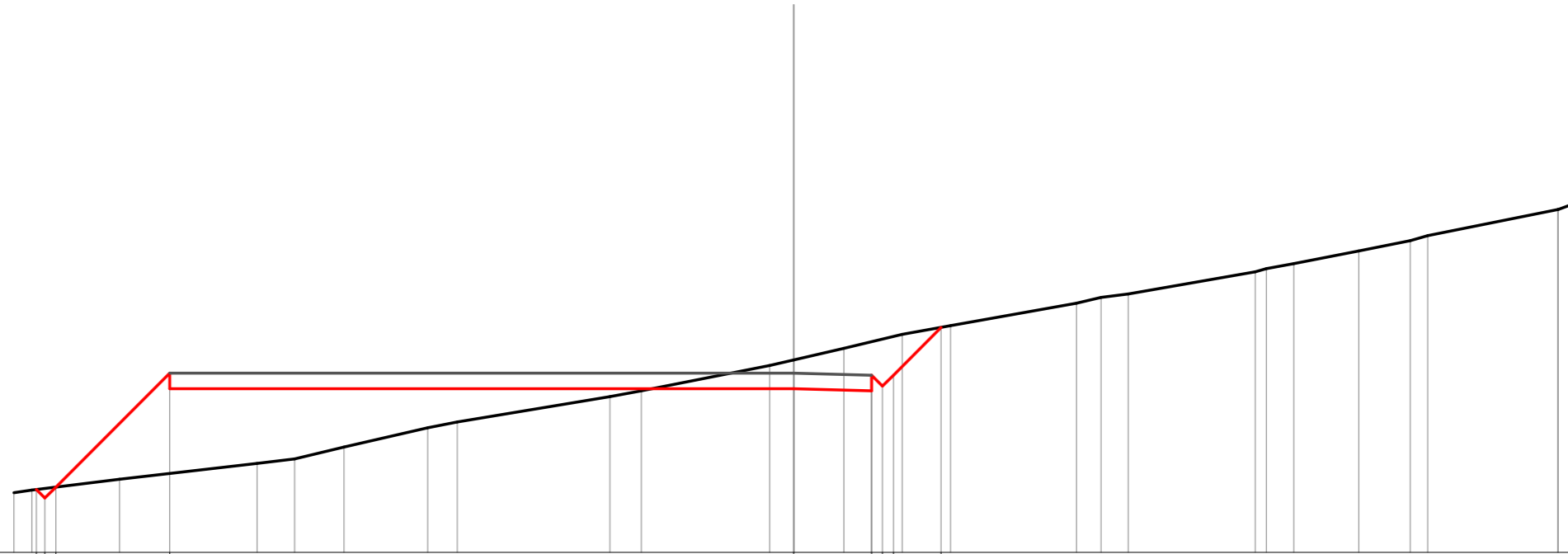


Quote	901.45 901.19 901.54	904.89	904.89	904.83 904.99 905.33	906.94
Parziali	0.35 0.35 0.49	3.85	20.00	2.50 0.35 0.35	1.61
Sviluppata Par.	0.38 0.49	5.45	20.00	2.50 0.49 0.49	2.28
Sviluppata	0.00 0.38 0.38	6.31	26.31	26.81 26.30 26.80	32.08
Progressiva	-24.46 -24.20 -23.85	-20.00	0.00	2.00 2.55 3.20	4.81
Dislivelli	-0.00 -0.30 0.00	3.18	-0.99	-1.61 -1.54 -1.28	-0.00

Sezione: 50012
 Progressiva: 90.000
 Q. Progetto: 905.750

Scala H 1/200.00
 Scala V 1/200.00

900.00

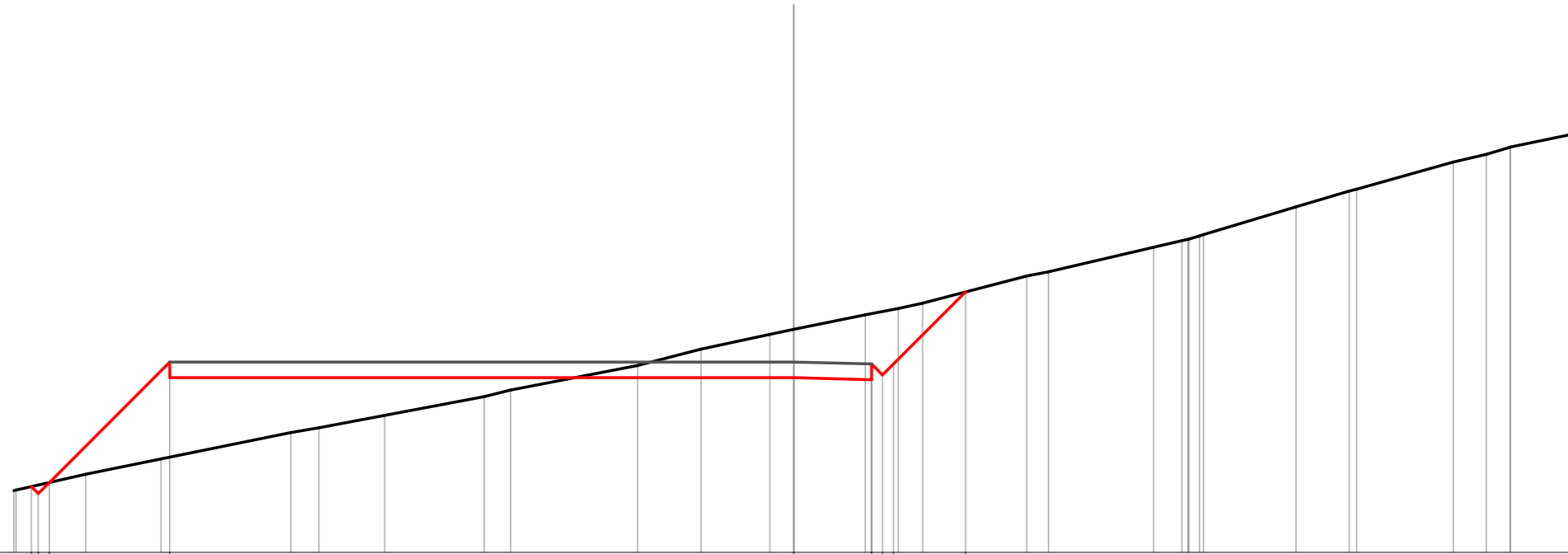


Quote	902.02	901.74	902.09	905.25	905.25	905.19	905.38	907.22
Parziali	0.37	0.35	3.66	20.00	2.50	0.35	0.35	1.53
Sviluppata Par.	0.49	0.49	5.17	20.00	2.50	0.49	0.49	2.17
Sviluppata	0.00	0.39	0.88	6.05	26.05	26.55	26.95	28.54
Progressiva	-24.28	-24.01	-23.66	-20.00	0.00	2.50	2.55	3.20
Dislivelli	0.00	-0.31	0.00	3.22	-0.93	-1.58	-1.21	-1.24

Sezione: 50013
 Progressiva: 100.000
 Q. Progetto: 906.107

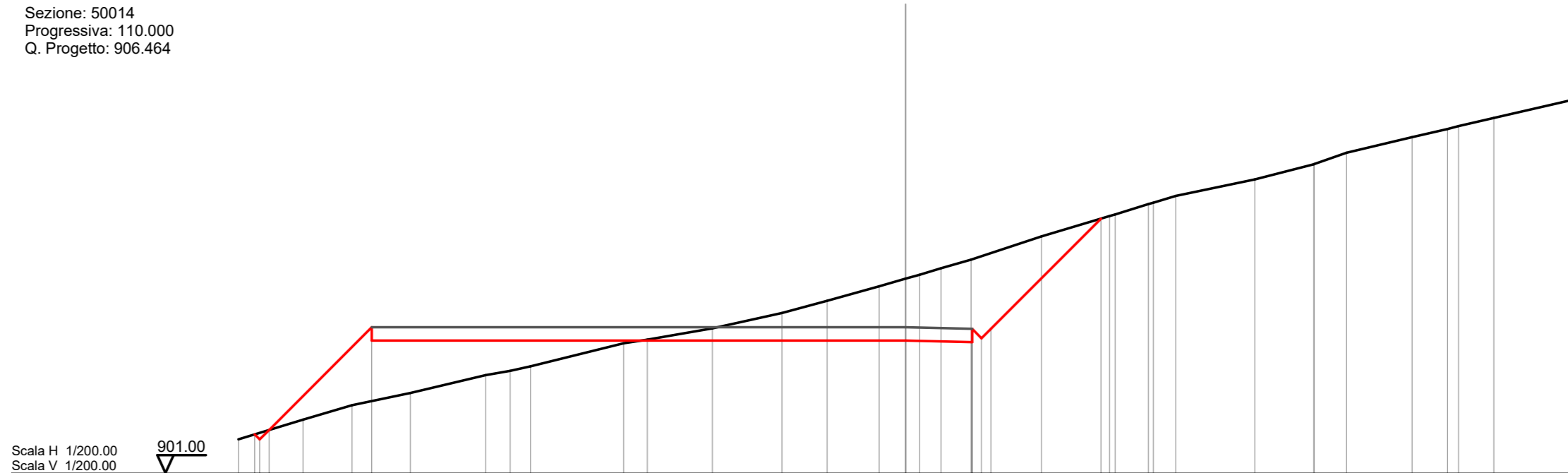
Scala H 1/200.00
 Scala V 1/200.00

900.00



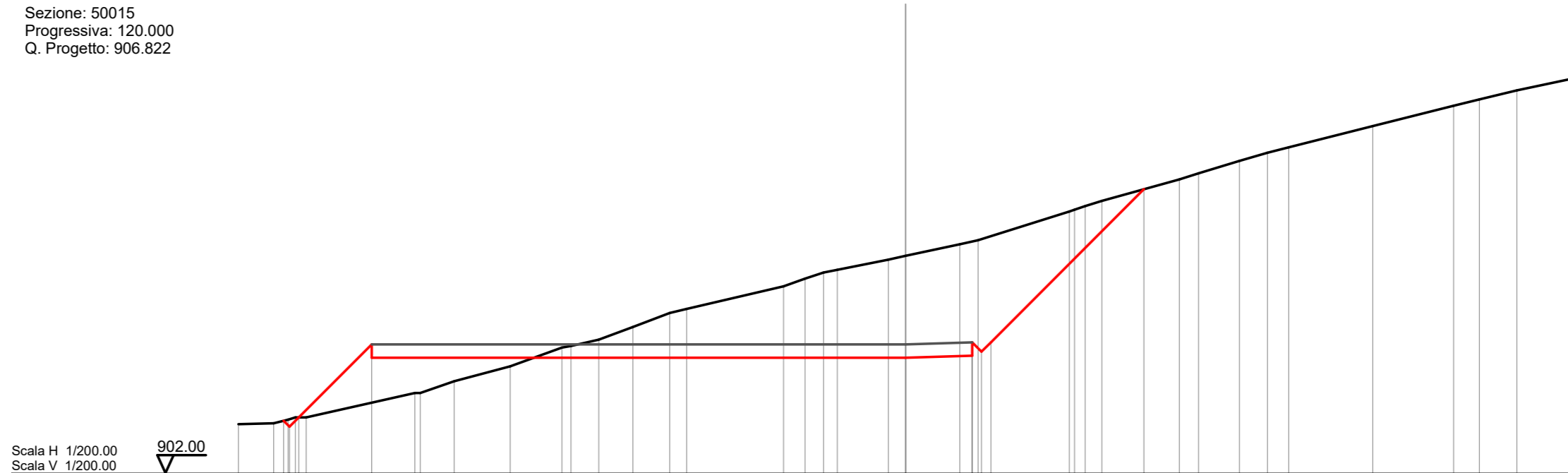
Quote	902.11 901.89 902.24	905.61	905.61	905.64 905.69 906.04	908.36
Parziali	0.32 0.35 3.87	20.00	2.50	0.35 0.35 2.31	
Sviluppata Par.	0.33 0.49 5.47	20.00	2.50	0.49 0.49 3.27	
Sviluppata	0.00 0.31 0.81	6.27	26.27	26.77 26.77 26.76	33.03
Progressiva	-24.44 -24.22 -23.87	-20.00	0.00	2.50 2.55 3.20	5.51
Dislivelli	0.00 -0.27 -0.00	3.05	-1.55	-2.12 -2.04 -1.73	0.00

Sezione: 50014
 Progressiva: 110.000
 Q. Progetto: 906.464



Quote	902.45 902.26 902.61	905.96	905.96	905.90 906.05 906.40	910.53
Parziali	0.35 3.85	20.00	2.50	0.35 0.35 4.13	
Sviluppata Par.	0.49 5.45	20.00	2.50	0.49 0.49 5.84	
Sviluppata	0.00 0.26 0.76	6.21	26.21	26.71 26.70 26.70	35.53
Progressiva	-24.38 -24.20 -23.86	-20.00	0.00	2.50 2.55 3.20	7.33
Dislivelli	0.00 -0.24 0.00	2.77	-2.32	-3.11 -3.06 -2.84	0.00

Sezione: 50015
 Progressiva: 120.000
 Q. Progetto: 906.822

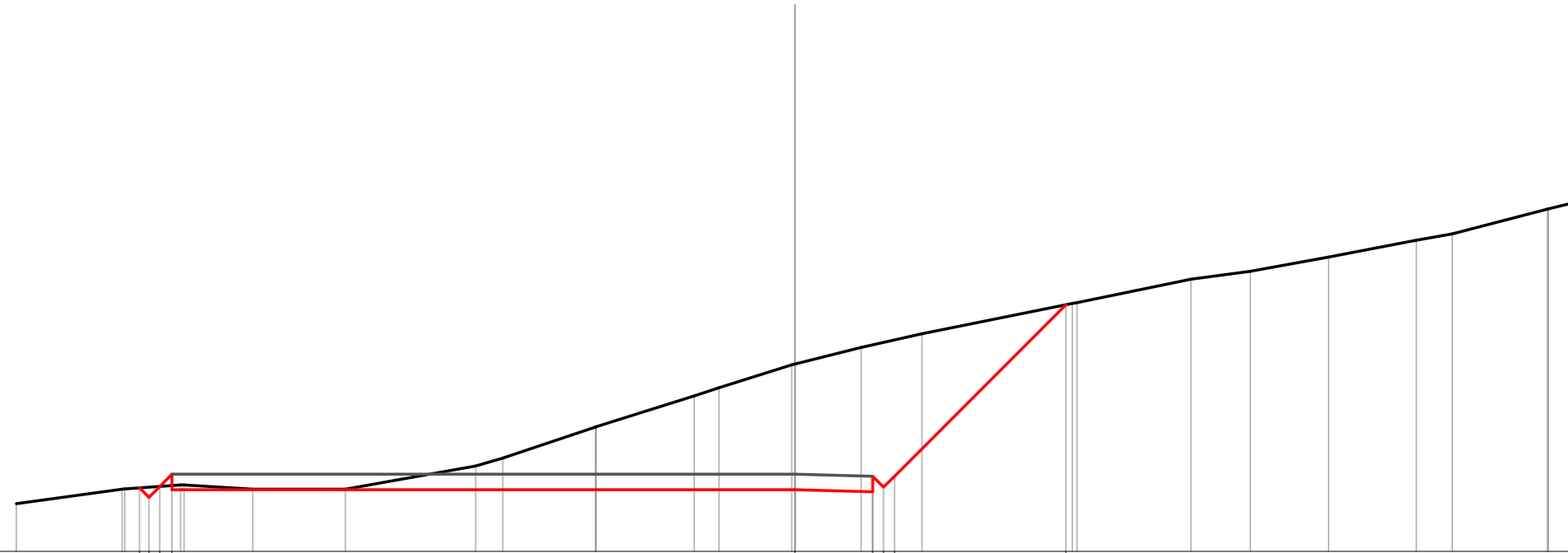


Quote	903.96 903.74 904.09	906.32	906.32	906.40 906.55 906.90	912.64
Parziali	0.35 0.35	2.74	20.00	2.50 0.35 0.35	5.74
Sviluppata Par.	0.35 0.49	3.87	20.00	2.50 0.49 0.49	8.12
Sviluppata	0.00 0.31 0.81	4.68	24.68	27.18 27.91 28.17	36.28
Progressiva	-23.31 -23.09 -22.74	-20.00	0.00	2.50 2.55 3.20	8.94
Dislivelli	0.00 -0.28 0.00	2.18	-3.81	-4.28 -4.22 -3.98	-0.00

Sezione: 50016
 Progressiva: 130.000
 Q. Progetto: 907.482

Scala H 1/200.00
 Scala V 1/200.00

905.00

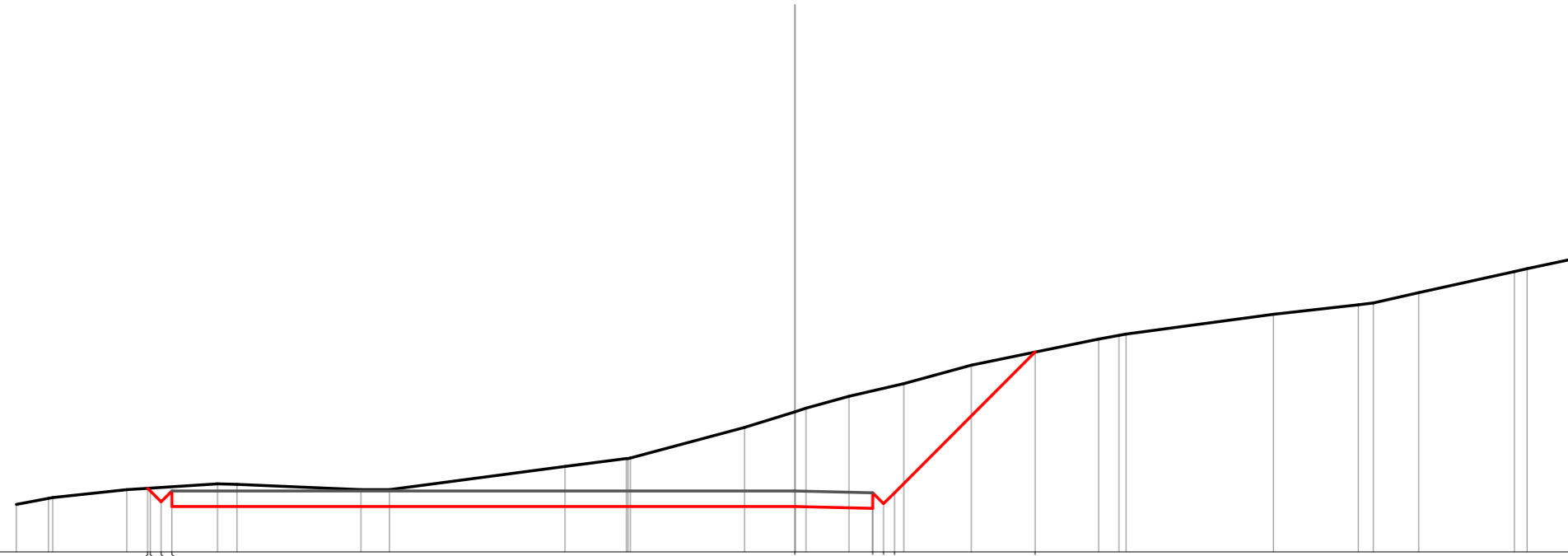


Quote	907.04 906.74 907.09 906.98		906.98	906.92 907.02 907.42	912.93
Parziali	0.30 0.35 0.39	20.00	2.50	0.35 0.35	5.51
Sviluppata Par.	0.43 0.55	20.00	2.50	0.49 0.49	7.79
Sviluppata	0.00 0.43 1.48		21.48	23.98 24.97 24.97	32.76
Progressiva	-21.05 -20.74 -20.39 -20.00		0.00	2.50 2.55 3.20	8.71
Dislivelli	0.00 -0.33 0.00 0.36		-4.04	-4.72 -4.95 -4.38	-0.00

Sezione: 50017
 Progressiva: 135.000
 Q. Progetto: 907.963

Scala H 1/200.00
 Scala V 1/200.00

906.00

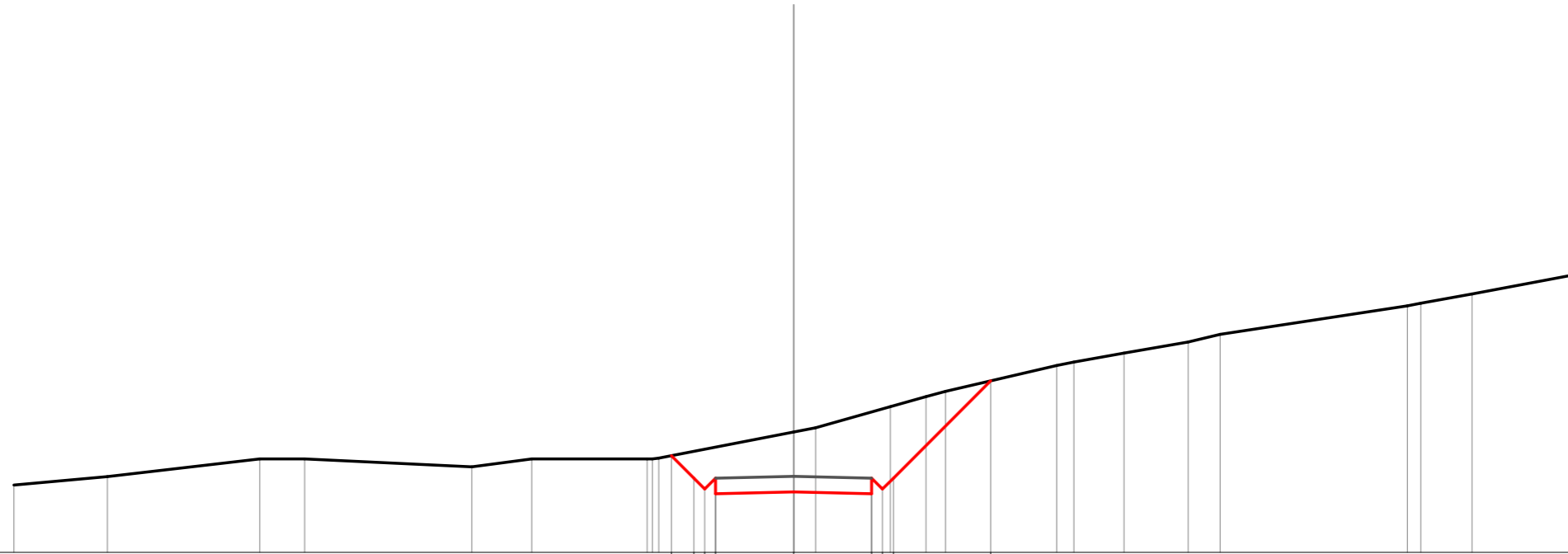


Quote	908.04 907.96 907.91 907.46		907.46	907.40 907.95 907.90	912.42
Parziali	0.35 0.35	20.00		2.50 0.35 0.35	4.52
Sviluppata Par.	0.49 0.49	20.00		2.50 0.49 0.49	6.39
Sviluppata	0.00 0.11 0.61 1.10		21.10	23.60 24.10 24.59	30.98
Progressiva	-20.78 -20.70 -20.35 -20.00		0.00	2.50 2.55 3.20	7.72
Dislivelli	0.00 -0.08 -0.13		-3.04	-3.78 -3.41 -3.44	-0.00

Sezione: 50018
 Progressiva: 140.000
 Q. Progetto: 908.445

Scala H 1/200.00
 Scala V 1/200.00

906.00

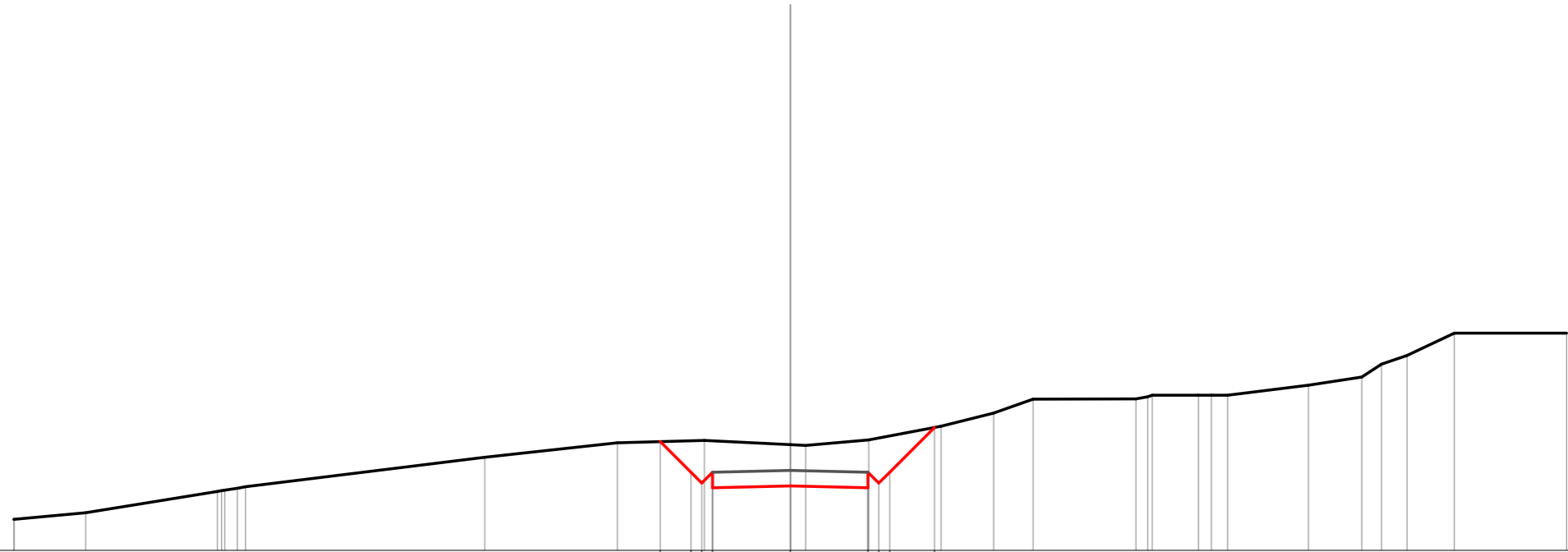



Quote				909.10	908.38	908.03	907.88	907.94	907.88	908.03	908.38	911.51
Parziali				0.72	0.35	0.35	2.50	2.50	0.35	0.35	3.12	
Sviluppata Par.				1.02	0.49	0.49	2.50	2.50	0.49	0.49	4.42	
Sviluppata				0.00	1.02	1.51	2.01	4.51	7.01	7.51	8.00	12.42
Progressiva				-3.92	-3.20	-2.85	-2.50	0.00	2.50	2.85	3.20	6.32
Dislivelli				-0.00	-0.86	-1.28	-1.00	-1.92	-2.63	-2.38	-2.33	-0.00

Sezione: 50019
 Progressiva: 150.000
 Q. Progetto: 909.581

Scala H 1/200.00
 Scala V 1/200.00

907.00

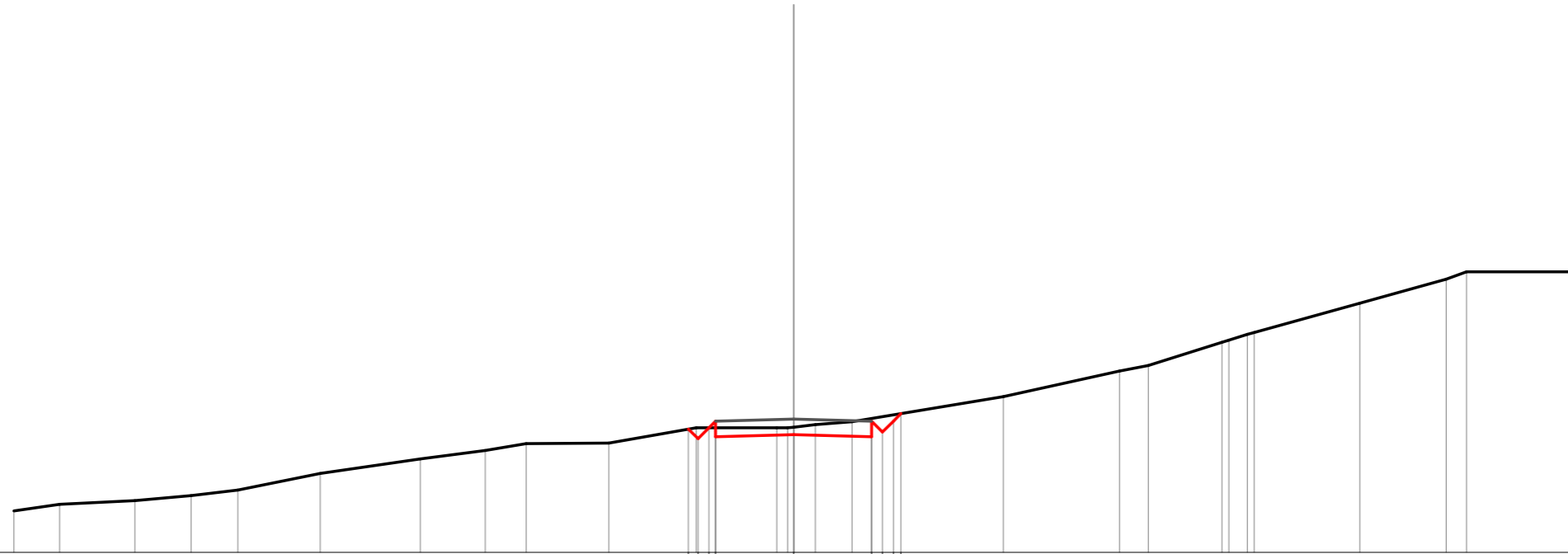



Quote		910.51	909.52	909.17	909.02	909.08	909.02	909.17	909.52	910.96
Parziali		0.99	0.35	0.35	2.50	2.50	0.35	0.35	1.44	
Sviluppata Par.		1.40	0.70	0.70	2.50	2.50	0.70	0.70	2.04	
Sviluppata		0.00	1.40	1.89	2.39	4.89	7.39	8.38	10.42	
Progressiva		-4.19	-3.20	-2.85	-2.50	0.00	2.50	3.20	4.64	
Dislivelli		0.00	-1.01	-1.37	-1.01	-1.33	-1.54	-1.45	-1.17	0.00

Sezione: 50020
 Progressiva: 160.000
 Q. Progetto: 911.277

Scala H 1/200.00
 Scala V 1/200.00

907.00

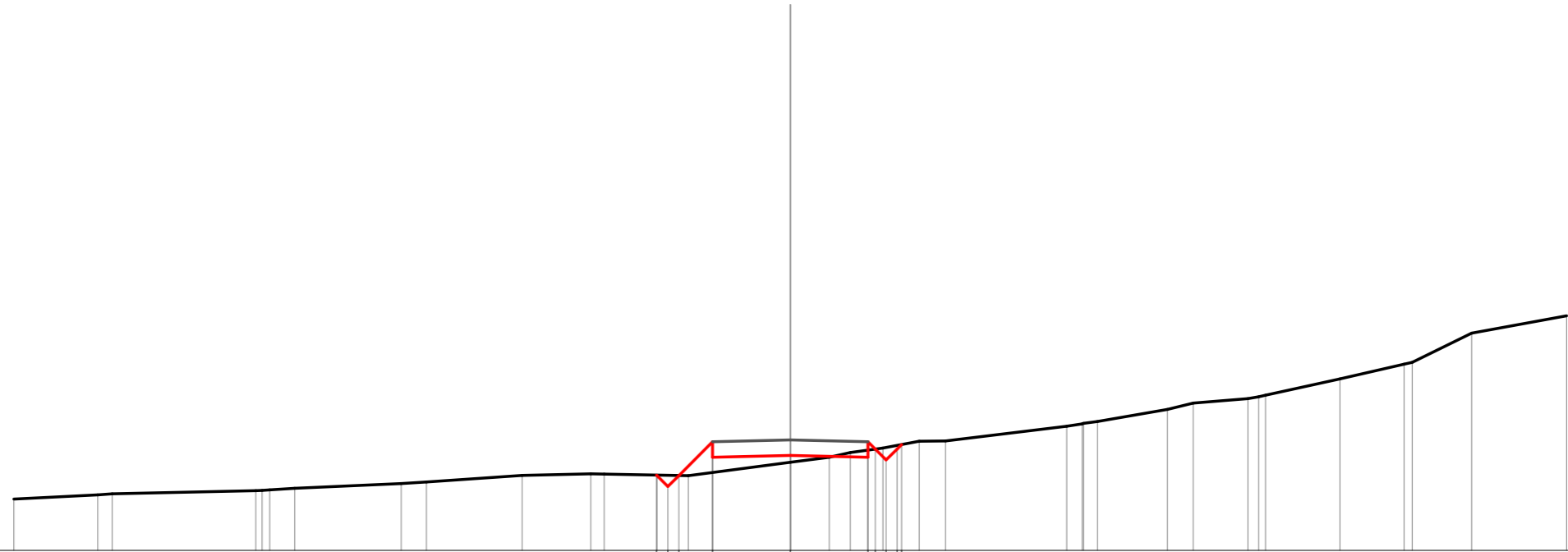



Quote		910.96	910.65	910.71	910.78	910.71	910.86	911.46
Parziali		0.31	0.35	2.50	2.50	0.35	0.35	0.34
Sviluppata Par.		0.49	0.49	2.50	2.50	0.49	0.49	0.34
Sviluppata		0.00	0.43	0.23	3.73	6.23	7.22	7.56
Progressiva		-3.37	-3.06	-2.50	0.00	2.50	2.85	3.44
Dislivelli		0.00	-0.35	0.21	-0.24	-0.59	-0.49	-0.00

Sezione: 50021
 Progressiva: 170.000
 Q. Progetto: 913.563

Scala H 1/200.00
 Scala V 1/200.00

910.00
 ▽

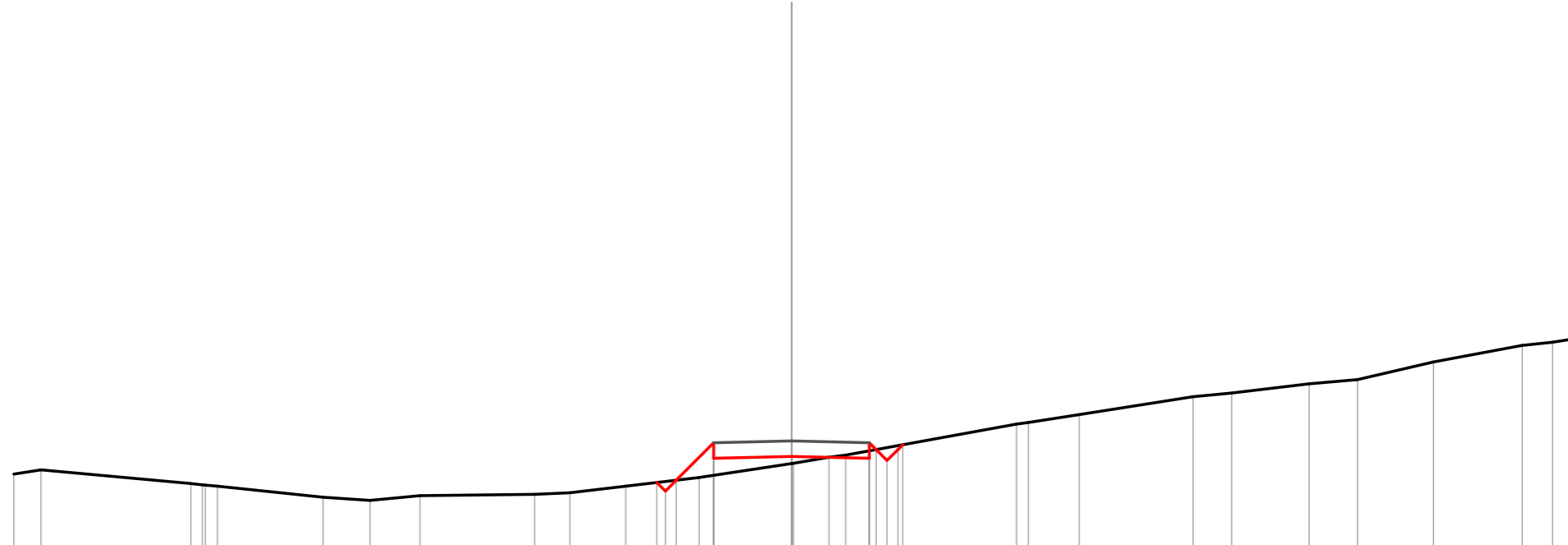


Quote		912.41	912.41	912.41	913.00	913.06	913.00	913.26	912.81	913.41
Parziali		0.36	0.49	1.09	2.50	2.50	0.54	0.49	0.55	
Sviluppata Par.		0.49	0.49	1.54	2.50	2.50	0.54	0.49	0.55	
Sviluppata		0.00	0.99	2.53	5.03	7.53	7.87	8.36	8.86	
Progressiva		-4.30	-3.89	-2.50	0.00	2.50	2.74	3.09	3.58	
Dislivelli		-0.00	0.06	0.00	0.99	0.23	-0.23	0.00	-0.40	-0.00

Sezione: 50022
 Progressiva: 180.000
 Q. Progetto: 916.461

Scala H 1/200.00
 Scala V 1/200.00

913.00

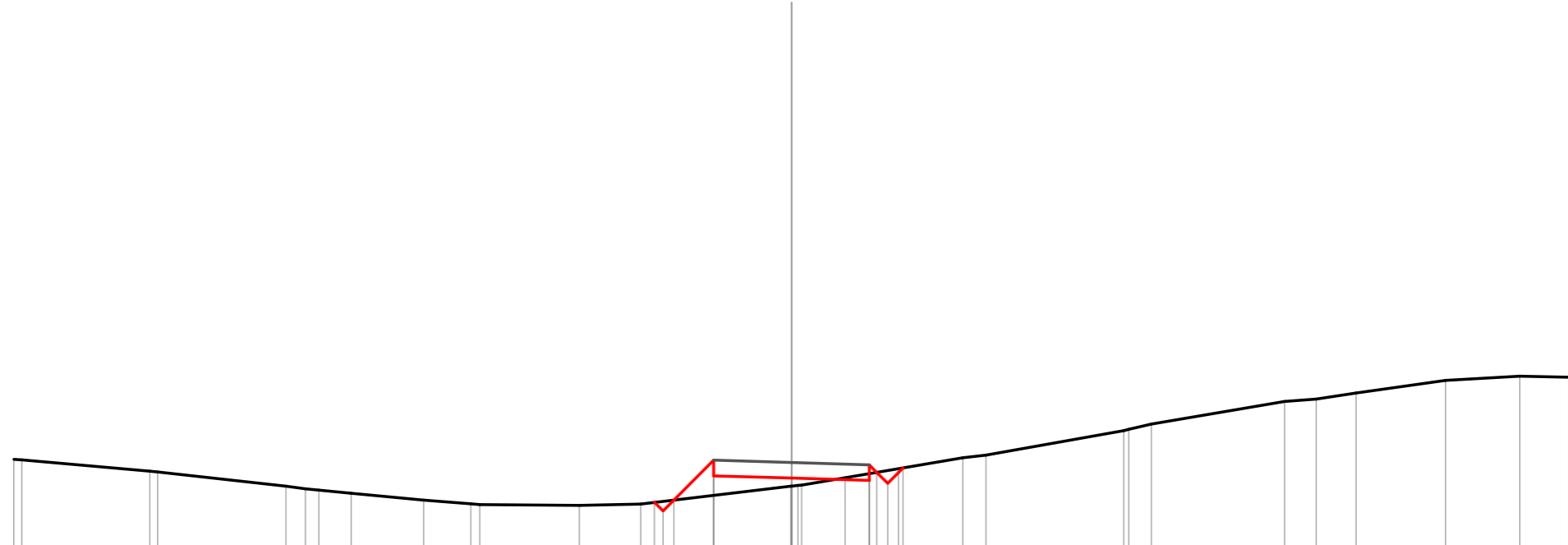


Quote		915.12	914.84	915.19	915.90	915.96	915.90	916.18	915.83	916.33
Parziali		0.26	0.35	1.21	2.50	2.50	0.22	0.35	0.35	
Sviluppata Par.		0.39	0.49	1.70	2.50	2.50	0.31	0.49	0.49	
Sviluppata		0.00	0.39	0.88	2.59	5.09	7.59	7.90	8.40	8.89
Progressiva		-4.33	-4.06	-3.71	-2.50	0.00	2.50	2.72	3.07	3.58
Dislivelli		0.00	-0.31	-0.00	1.05	0.23	-0.24	0.00	-0.41	-0.00

Sezione: 50023
 Progressiva: 190.000
 Q. Progetto: 919.761

Scala H 1/200.00
 Scala V 1/200.00

917.00

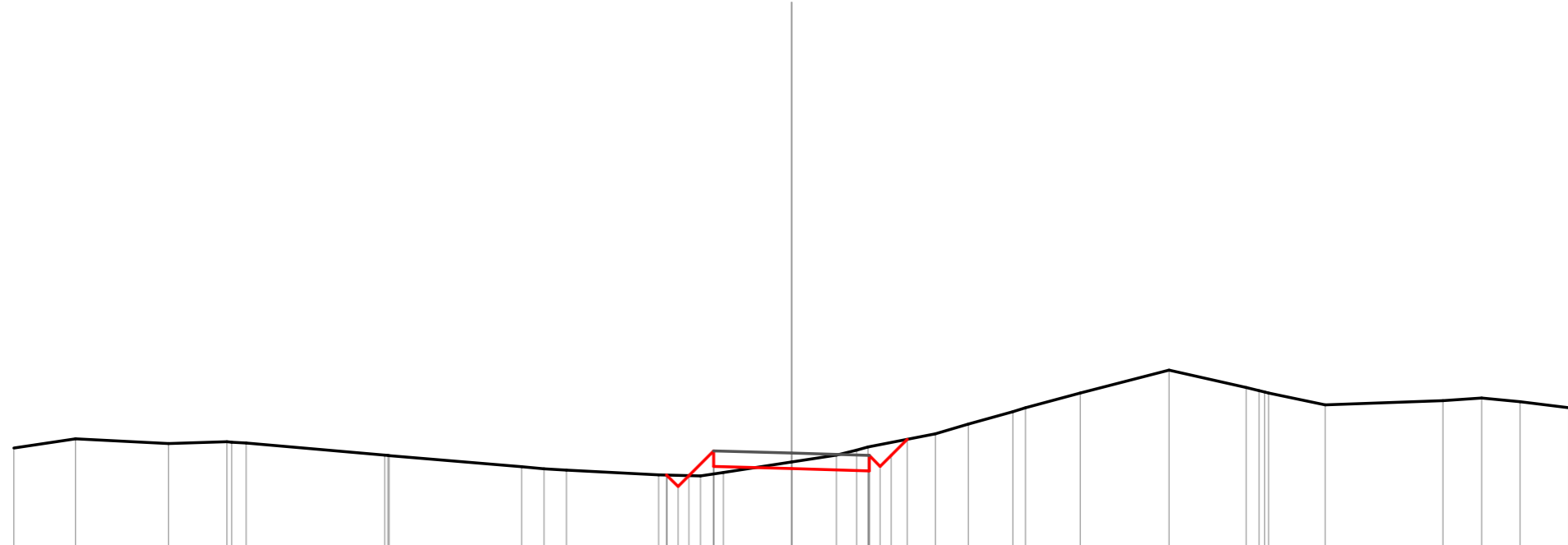


Quote		918.48	918.21	918.56	919.34	919.26	919.19	919.44	919.09	919.59
Parziali		0.35	0.35	1.28	2.50	2.50	0.35	0.35	0.35	
Sviluppata Par.		0.70	0.70	1.81	2.50	2.50	0.70	0.70	0.70	
Sviluppata		0.00	0.39	0.89	2.70	5.20	7.70	8.04	8.53	8.93
Progressiva		-4.41	-4.13	-3.78	-2.50	0.00	2.50	2.74	3.09	3.59
Dislivelli		0.00	-0.31	-0.00	1.13	0.26	-0.22	0.00	-0.41	0.00

Sezione: 50024
 Progressiva: 200.000
 Q. Progetto: 923.065

Scala H 1/200.00
 Scala V 1/200.00

920.00

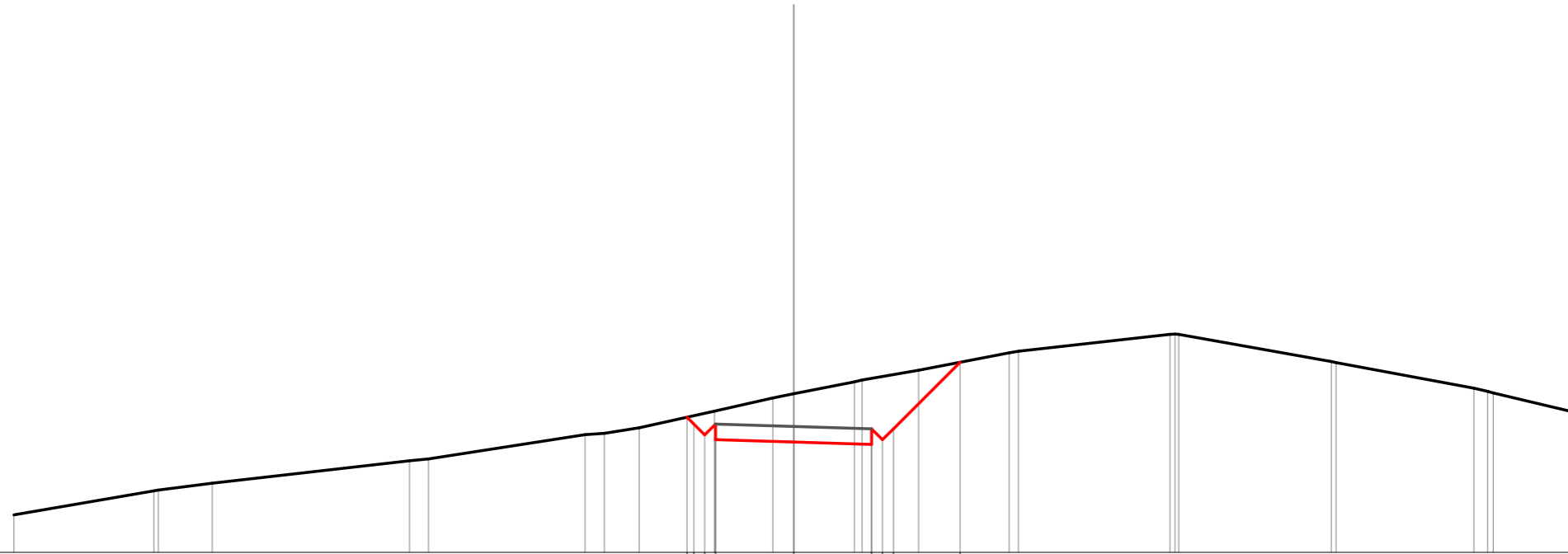


Quote		922.36	922.34	922.34	922.57	922.49	922.89	923.51
Parziali		0.35	0.35	0.80	2.50	2.50	0.35	0.52
Sviluppata Par.		0.49	0.49	1.13	2.50	2.50	0.49	0.73
Sviluppata		0.00	0.03	0.52	4.65	7.15	8.64	8.87
Progressiva		-4.02	-4.00	-3.85	0.00	2.50	3.20	3.72
Dislivelli		0.00	-0.02	0.00	-0.21	-0.78	-0.40	0.00

Sezione: 50025
 Progressiva: 210.000
 Q. Progetto: 926.042

Scala H 1/200.00
 Scala V 1/200.00

922.00

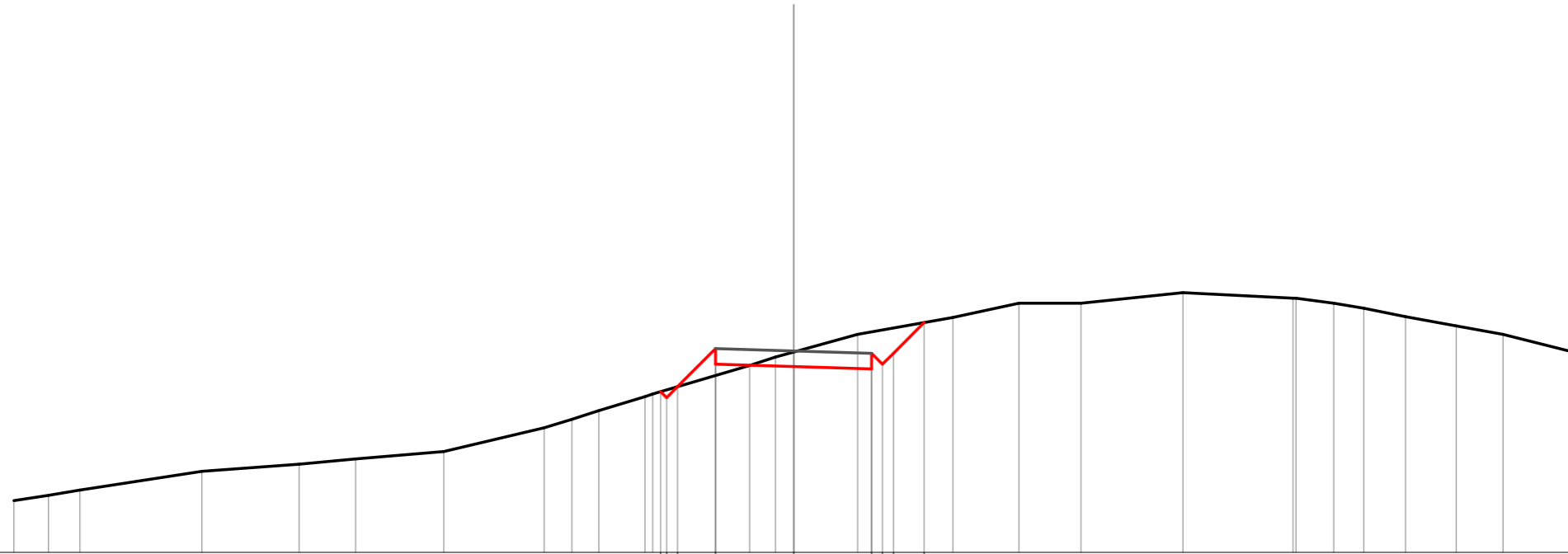



Quote		926.94	926.12	925.77	925.62	925.54	925.47	925.37	928.10
Parziali		0.92	0.82	0.35	0.35	2.50	2.50	0.35	2.13
Sviluppata Par.		0.92	0.49	0.49	0.35	2.50	2.50	0.49	3.02
Sviluppata		0.00	0.31	0.81	1.30	3.80	6.30	7.29	10.31
Progressiva		-3.42	-3.20	-2.85	-2.50	0.00	2.50	3.20	5.33
Dislivelli		0.00	-0.27	-0.70	-0.42	-1.55	-2.12	-2.03	-0.00

Sezione: 50026
 Progressiva: 220.000
 Q. Progetto: 928.464

Scala H 1/200.00
 Scala V 1/200.00

922.00

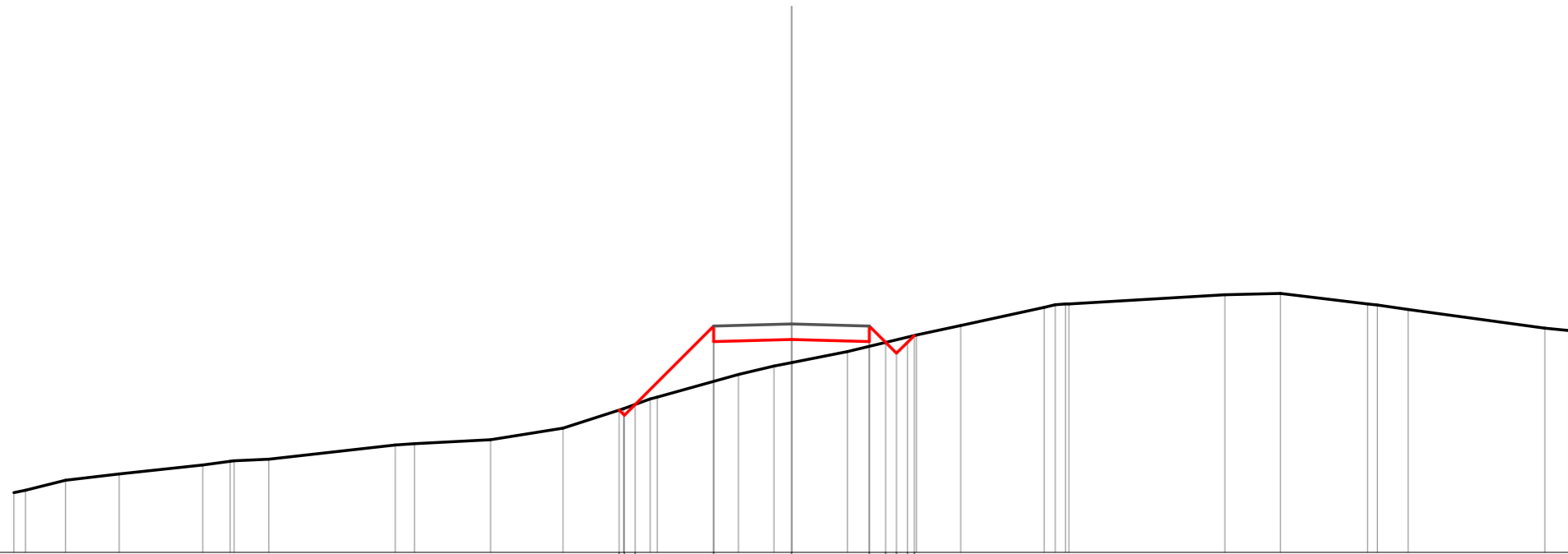


Quote		927.16	926.97	927.32	928.04	927.96	927.89	928.09	929.37
Parziali		0.00	0.35	1.22	2.50	2.50	0.35	0.35	0.99
Sviluppata Par.		0.49	1.73	2.50	2.50	0.49	0.49	1.39	
Sviluppata		0.00	0.27	2.49	4.99	7.49	7.49	8.48	9.88
Progressiva		-4.26	-4.07	-2.50	0.00	2.50	2.50	3.20	4.19
Dislivelli		-0.00	-0.25	0.86	-0.47	-1.19	-1.19	-0.81	0.00

Sezione: 50027
 Progressiva: 230.000
 Q. Progetto: 930.350

Scala H 1/200.00
 Scala V 1/200.00

923.00

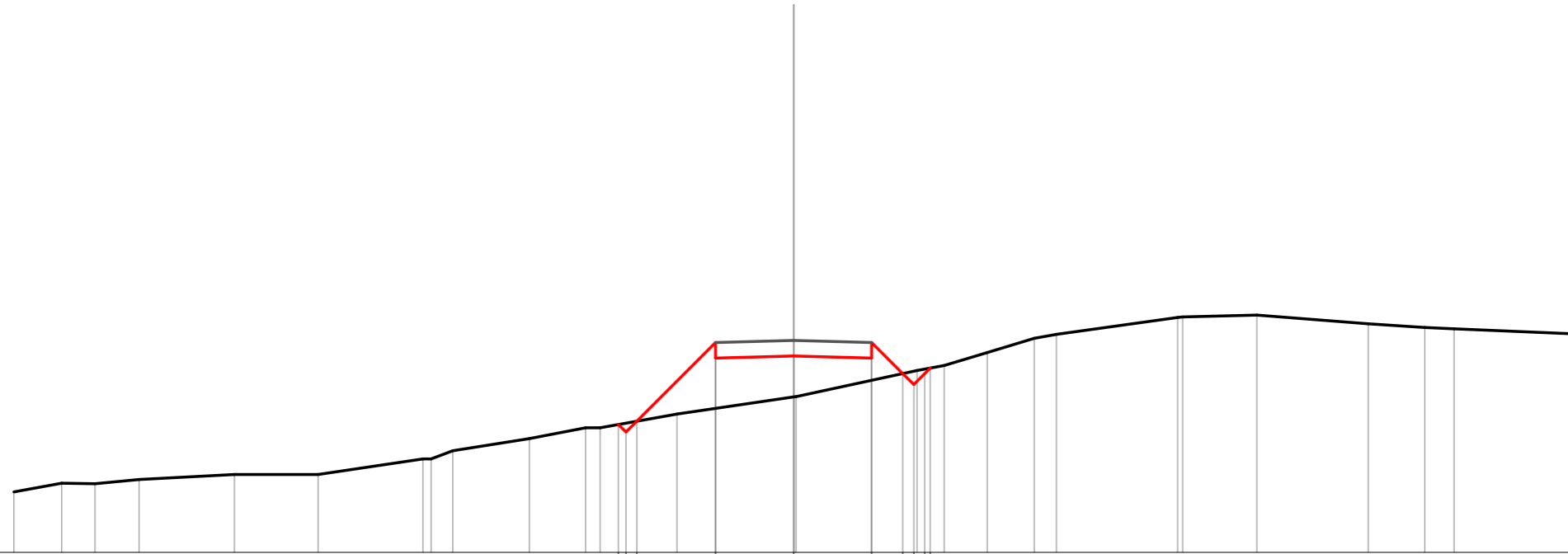



Quote		927.58	927.76	929.79	929.85	929.79	929.76	929.41	929.98
Parziali		0.35	2.52	2.50	2.50	0.52	0.35	0.35	0.32
Sviluppata Par.		0.49	3.57	2.50	2.50	0.74	0.49	0.49	0.31
Sviluppata		0.00	0.24	4.30	6.80	9.30	10.04	10.54	11.03
Progressiva		-5.54	-5.02	-2.50	0.00	2.50	3.02	3.37	3.95
Dislivelli		0.00	-0.00	1.78	0.74	0.15	-0.00	-0.43	0.00

Sezione: 50028
 Progressiva: 240.000
 Q. Progetto: 931.800

Scala H 1/200.00
 Scala V 1/200.00

925.00
 ▽

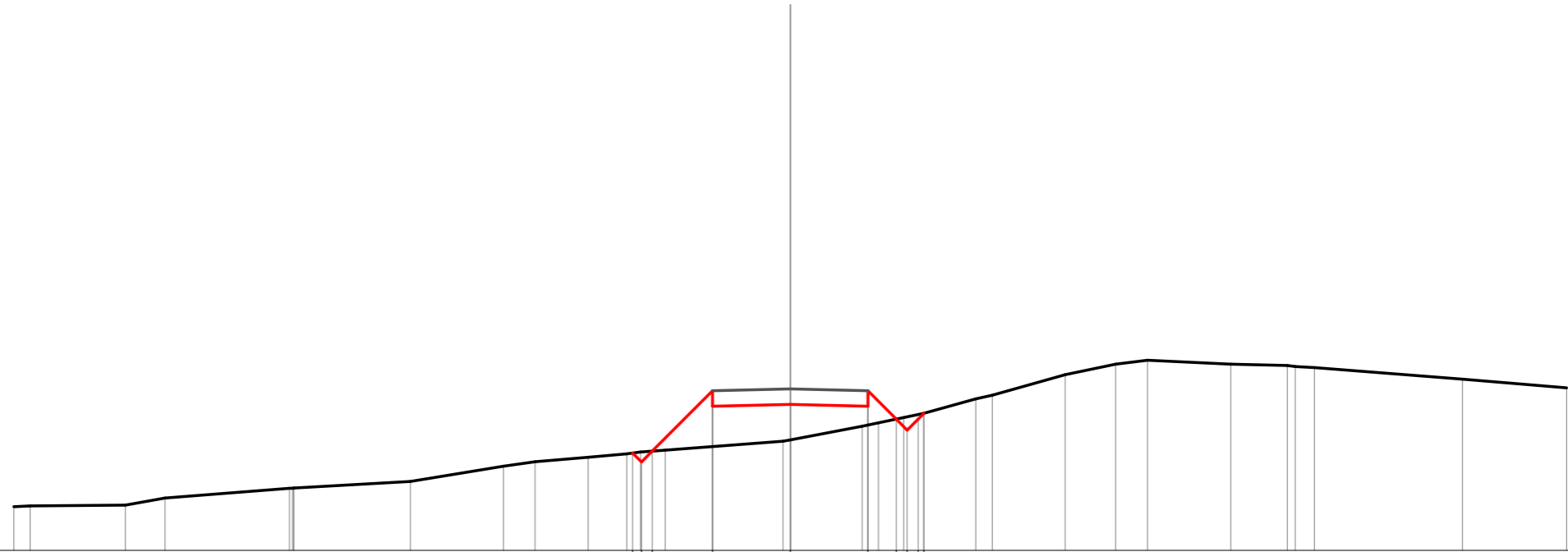


Quote		929.10	928.96	929.21	931.24	931.30	931.24	930.74	930.39	930.91
Parziali		0.00	0.34	0.84	2.53	2.50	2.50	1.00	0.35	0.52
Sviluppata Par.		0.00	0.34	0.84	3.57	2.50	2.50	1.42	0.70	0.70
Sviluppata		0.00	0.34	0.84	4.41	6.91	9.41	10.83	11.33	11.82
Progressiva		-5.62	-5.38	-5.03	-2.50	0.00	2.50	3.50	3.85	4.38
Dislivelli		0.00	-0.28	0.00	2.11	1.31	0.72	0.00	-0.43	0.00

Sezione: 50029
 Progressiva: 250.000
 Q. Progetto: 933.204

Scala H 1/200.00
 Scala V 1/200.00

928.00

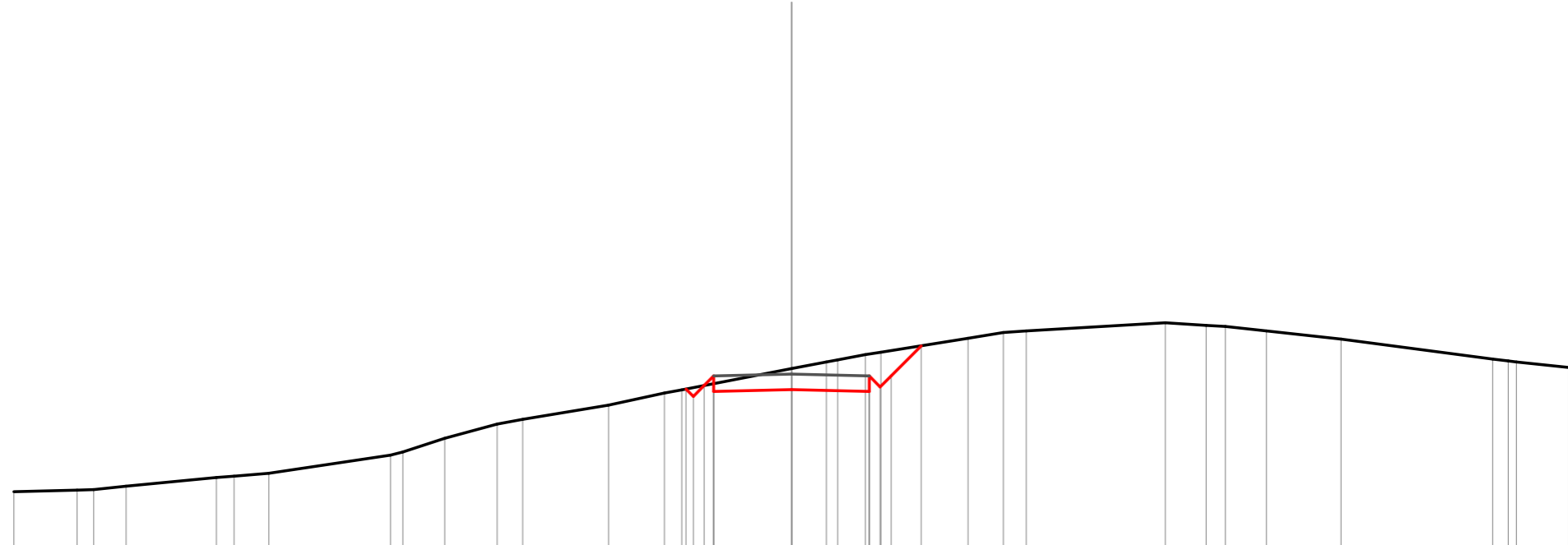


Quote			931.14	930.85	931.20	932.64	932.70	932.64	932.23	931.88	932.42
Parziali			0.35	0.35	1.94	2.50	2.50	0.92	0.35	0.35	0.35
Sviluppata Par.			0.41	0.49	2.74	2.50	2.50	1.30	0.49	0.49	0.49
Sviluppata			0.00	0.41	0.90	3.65	6.15	8.65	9.94	10.44	10.93
Progressiva			-5.08	-4.73	-4.44	-2.50	0.00	2.50	3.42	3.77	4.31
Dislivelli			0.00	-0.33	0.00	1.80	1.14	0.60	0.00	-0.42	0.00

Sezione: 50030
 Progressiva: 260.000
 Q. Progetto: 934.608

Scala H 1/200.00
 Scala V 1/200.00

929.00

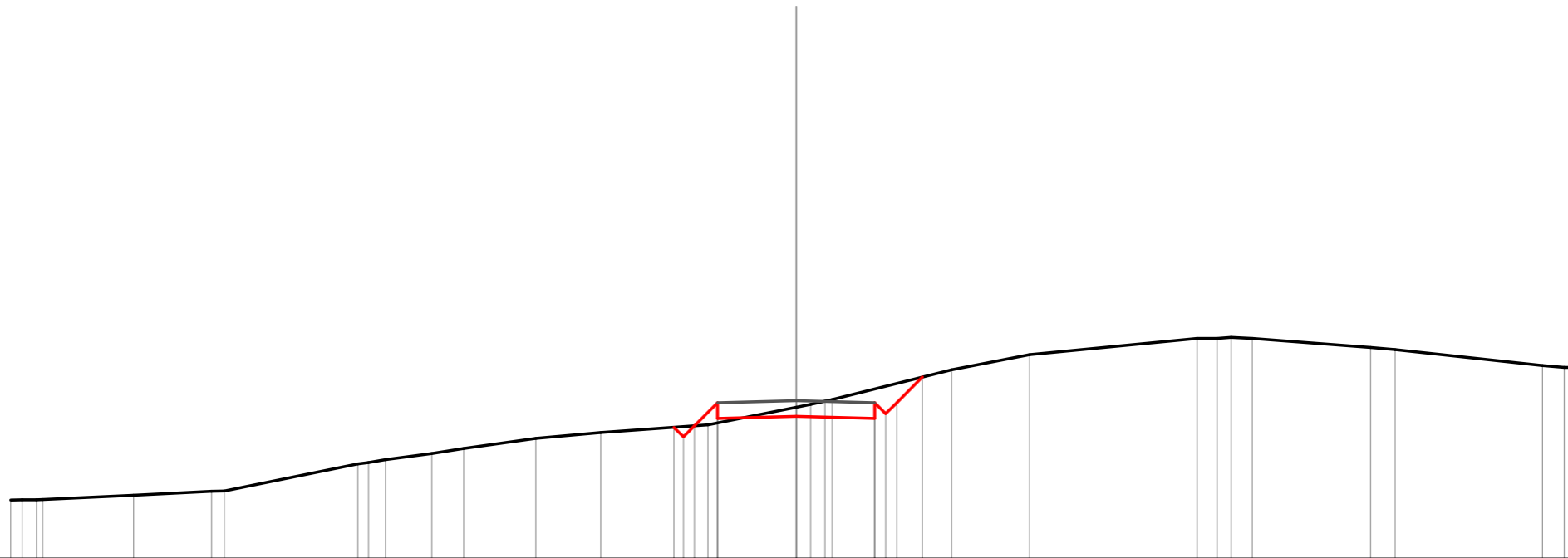



Quote		934.13	933.89	934.05	934.11	934.05	934.50	934.50	935.52
Parziali		0.54	0.35	2.50	2.50	0.35	0.35	0.97	
Sviluppata Par.		0.50	0.49	2.50	2.50	0.49	0.49	1.38	
Sviluppata		0.00	0.33	1.26	3.76	6.26	7.25	8.63	
Progressiva		-3.39	-3.15	-2.50	0.00	2.50	3.20	4.17	
Dislivelli		0.00	-0.28	0.25	-0.67	-1.21	-0.82	0.00	

Sezione: 50031
 Progressiva: 270.000
 Q. Progetto: 936.012

Scala H 1/200.00
 Scala V 1/200.00

931.00
 ▽

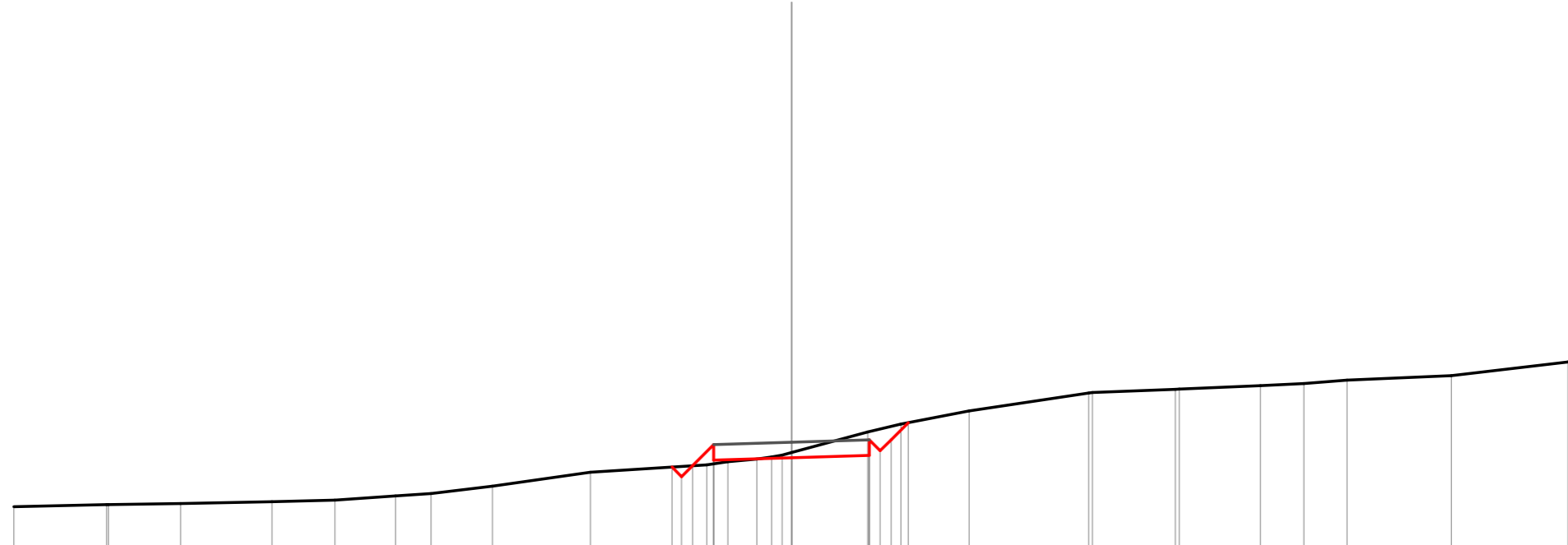


Quote	935.16	934.86	935.21	935.45	935.51	935.45	935.59	936.77	
Parziali	0.00	0.30	0.35	0.74	2.50	2.50	0.35	0.35	0.82
Sviluppata Par.	0.43	0.49	1.05	2.50	2.50	0.49	0.49	1.16	
Sviluppata	0.00	0.43	0.92	4.47	6.97	7.46	7.86	9.12	
Progressiva	-3.89	-3.59	-3.24	-2.50	0.00	2.50	3.20	4.02	
Dislivelli	-0.00	-0.33	-0.00	0.65	-0.29	-0.94	-0.88	0.00	

Sezione: 50032
 Progressiva: 280.000
 Q. Progetto: 937.417

Scala H 1/200.00
 Scala V 1/200.00

934.00

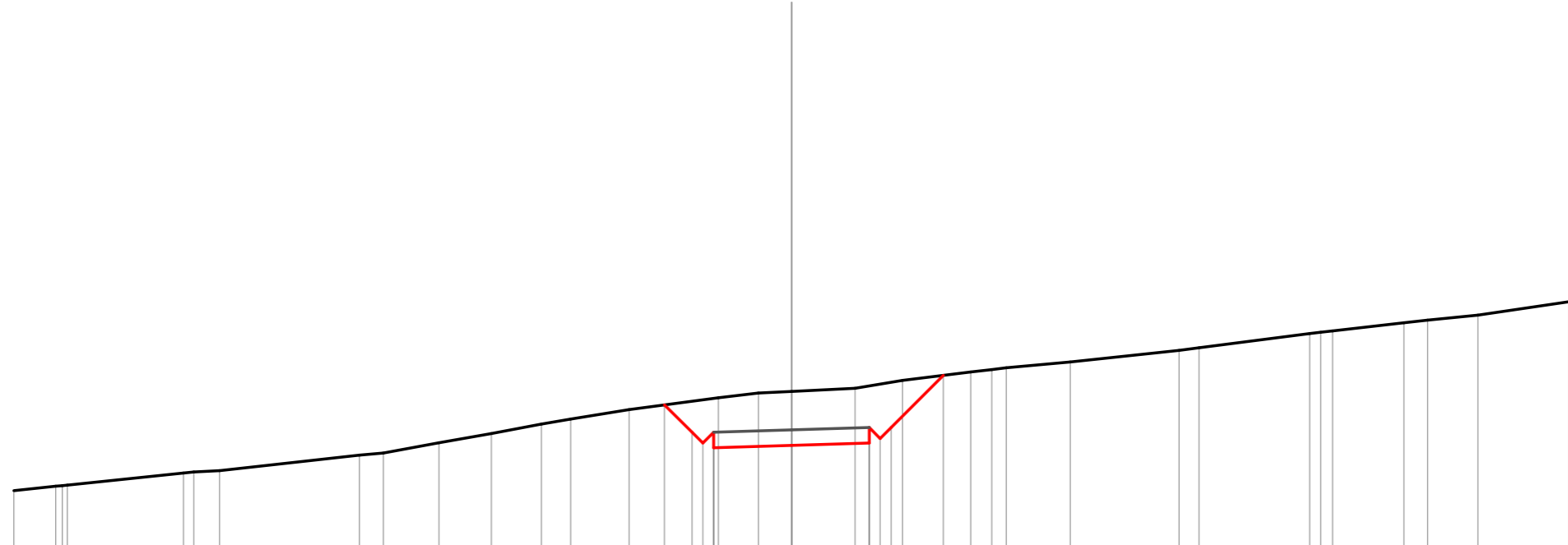



Quote		936.62	936.91	936.66	936.84	936.92	936.99	937.18	938.05
Parziali		0.00	0.31	0.35	0.68	2.50	2.50	0.35	0.55
Sviluppata Par.		0.00	0.44	0.97	1.90	2.50	2.50	0.49	0.78
Sviluppata		0.00	0.44	0.97	1.90	4.40	6.90	7.89	8.67
Progressiva		-3.84	-3.53	-3.18	-2.50	0.00	2.50	2.55	3.75
Dislivelli		0.00	-0.33	-0.00	0.62	-0.17	-0.77	-0.40	-0.00

Sezione: 50033
 Progressiva: 290.000
 Q. Progetto: 938.811

Scala H 1/200.00
 Scala V 1/200.00

935.00

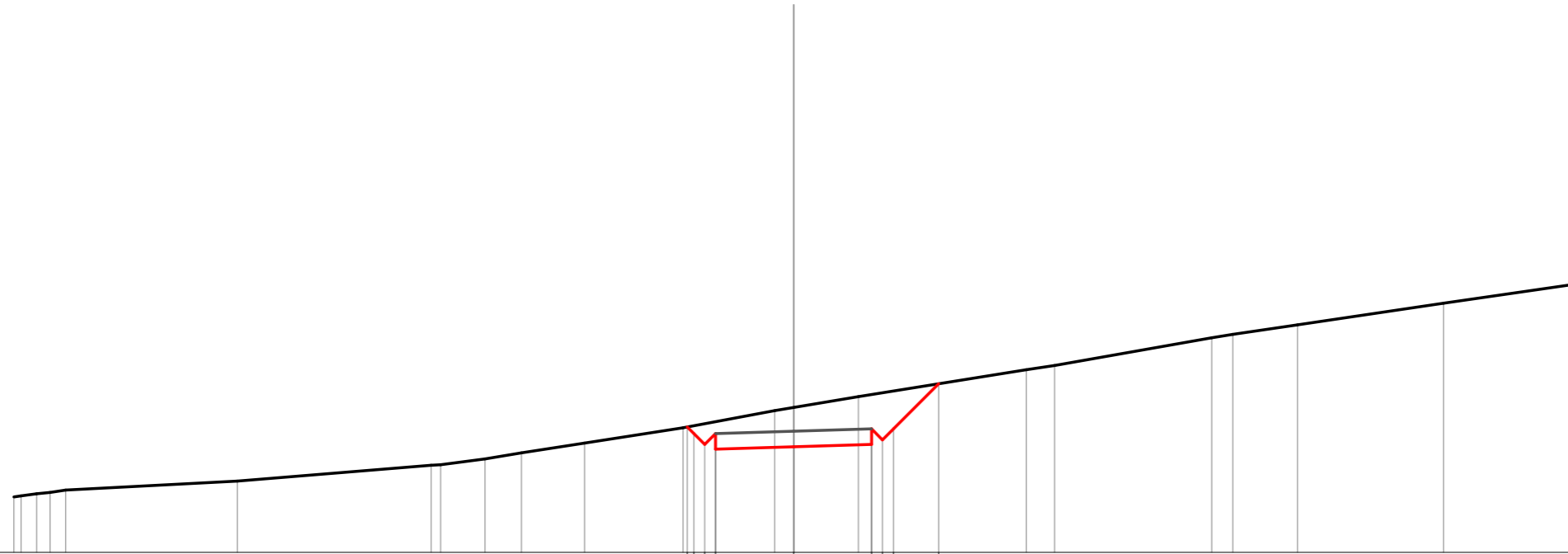



Quote				939.62	938.74	938.39	938.24		938.31		938.39	938.35	940.56
Parziali				0.88	0.49	0.35	0.35	2.50	2.50	0.35	0.35	1.68	
Sviluppata Par.				1.25	0.49	0.49	0.49	2.50	2.50	0.49	0.49	2.37	
Sviluppata				0.00	1.25	1.74	2.24		4.74		7.24	8.23	10.60
Progressiva				-4.08	-3.20	-2.85	-2.50		0.00		2.50	3.20	4.88
Dislivelli				0.00	-1.00	-1.40	-1.09		-1.74		-1.84	-1.76	-0.00

Sezione: 50034
 Progressiva: 300.000
 Q. Progetto: 939.889

Scala H 1/200.00
 Scala V 1/200.00

936.00

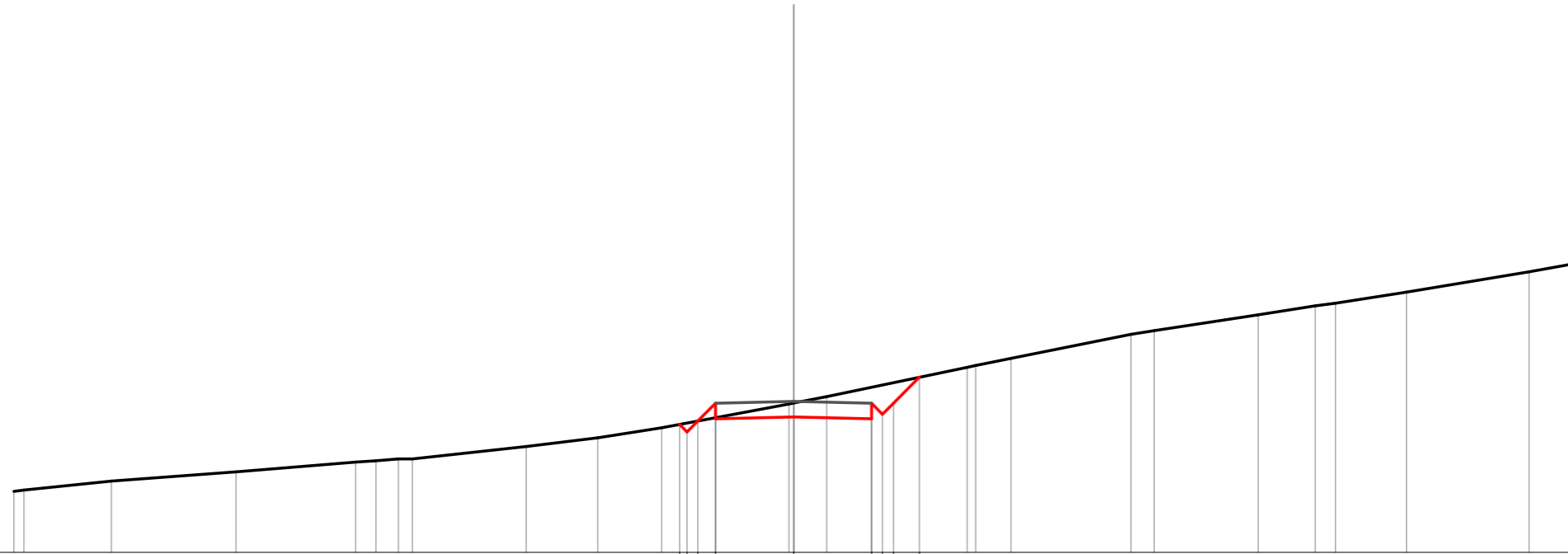


Quote		940.03	939.81	939.46	939.39	939.46	939.60	941.41
Parziali		0.00	0.30	0.35	2.50	2.50	0.35	1.45
Sviluppata Par.		0.00	0.49	0.49	2.50	2.50	0.49	2.05
Sviluppata		0.00	0.30	0.79	3.79	6.29	7.28	9.33
Progressiva		-3.41	-2.20	-2.85	0.00	2.50	3.20	4.65
Dislivelli		-0.00	-0.25	-0.67	-1.26	-1.60	-1.22	0.00

Sezione: 50035
 Progressiva: 310.000
 Q. Progetto: 940.846

Scala H 1/200.00
 Scala V 1/200.00

936.00

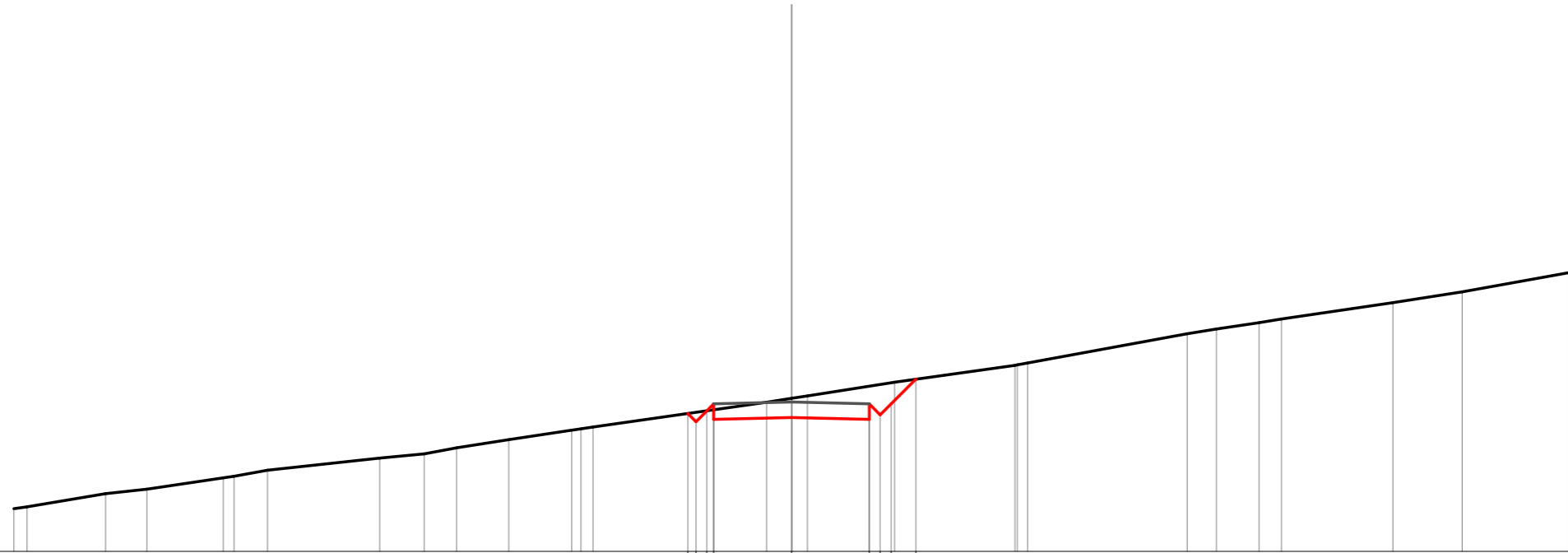



Quote		940.11	939.87	940.22	940.28		940.35		940.28	940.78	940.78	941.62
Parziali		0.00	0.37	0.35	0.57	2.50	2.50	0.35	0.35	0.84		
Sviluppata Par.		0.33	0.49	0.80	2.50	2.50	0.49	0.49	1.18			
Sviluppata		0.00	0.34	0.88	4.14	6.64	7.63	8.81				
Progressiva		-3.66	-3.42	-3.07	-2.50	0.00	2.50	3.20	4.04			
Dislivelli		0.00	-0.28	0.00	0.46	-0.45	-1.02	-0.94	0.00			

Sezione: 50036
 Progressiva: 320.000
 Q. Progetto: 941.804

Scala H 1/200.00
 Scala V 1/200.00

937.00

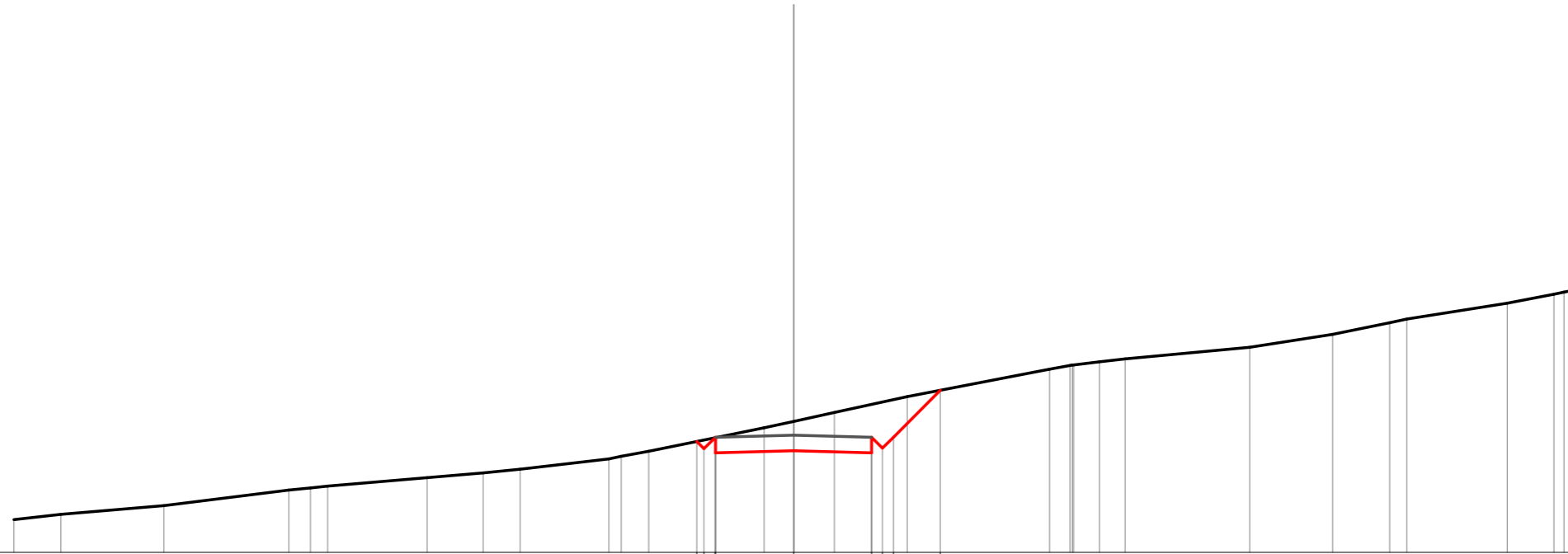



Quote		941.13	941.17	941.24	941.30	941.24	941.39	941.74	942.54
Parziali		0.00	0.04	0.07	2.50	2.50	0.35	0.35	0.80
Sviluppata Par.		0.00	0.49	0.56	2.50	2.50	0.49	1.13	
Sviluppata		0.00	0.37	0.87	3.68	6.18	6.96	7.17	8.30
Progressiva		-3.33	-3.07	-2.50	0.00	2.50	2.55	3.20	4.00
Dislivelli		-0.00	-0.30	0.19	-0.62	-1.07	-0.98	-0.68	0.00

Sezione: 50037
 Progressiva: 330.000
 Q. Progetto: 942.762

Scala H 1/200.00
 Scala V 1/200.00

939.00

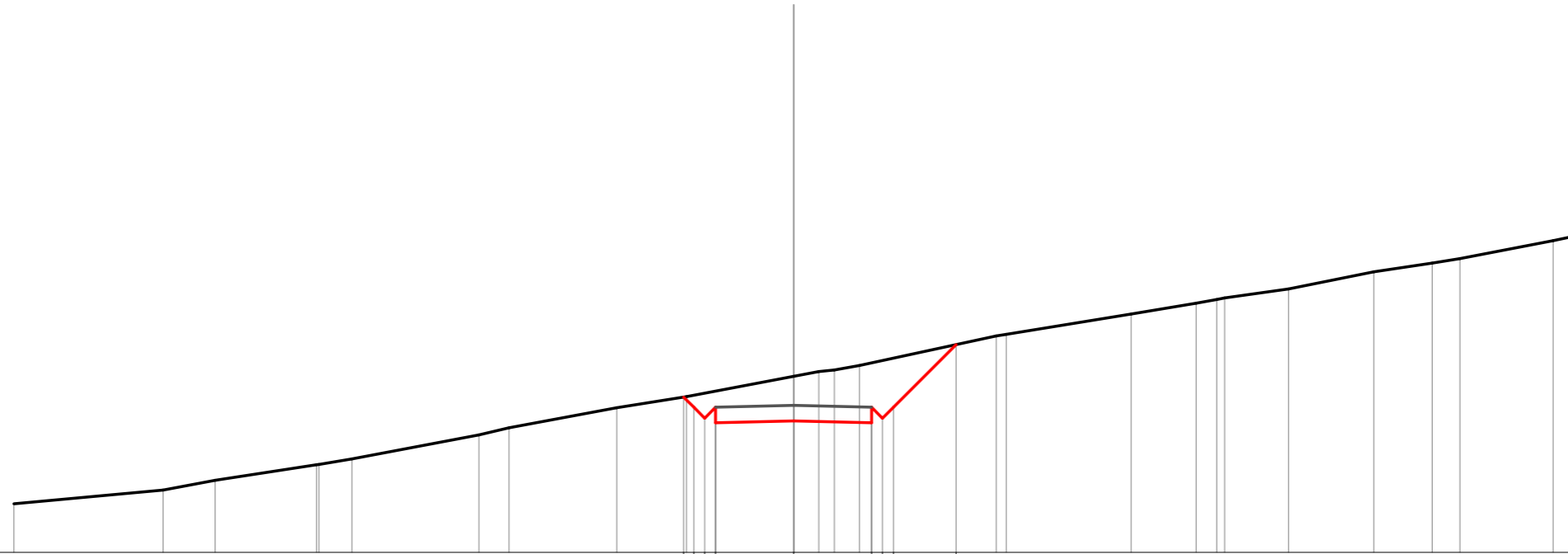



Quote		942.56	942.33	942.20	942.26	942.20	942.95	942.70	944.20
Parziali		0.35	2.50	2.50	0.35	1.50			
Sviluppata Par.		0.49	2.50	2.50	0.49	2.13			
Sviluppata		0.00	0.33	0.88	3.35	5.85	6.35	6.84	8.97
Progressiva		-3.10	-2.87	-2.50	0.00	2.50	2.85	3.20	4.70
Dislivelli		-0.00	-0.28	0.02	-0.94	-1.55	-1.18	-1.20	-0.00

Sezione: 50038
 Progressiva: 340.000
 Q. Progetto: 943.719

Scala H 1/200.00
 Scala V 1/200.00

939.00

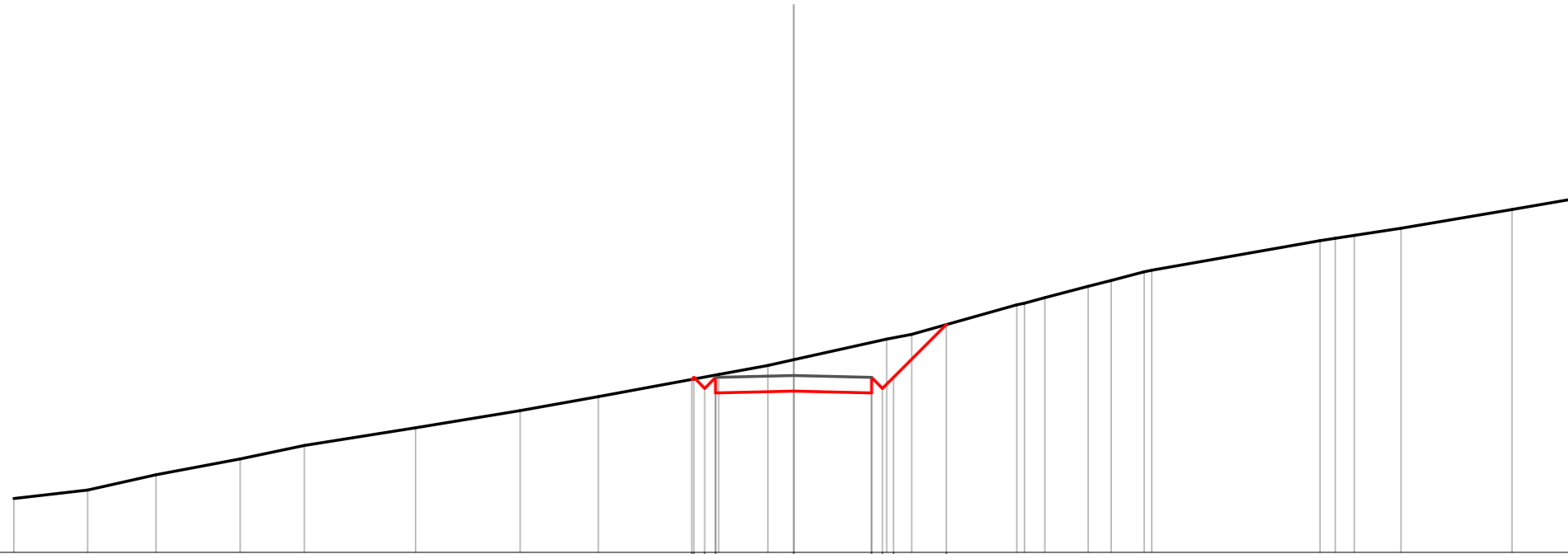


Quote		943.99	943.66	943.31	943.16	943.22	943.16	943.66	945.67
Parziali		0.33	0.35	2.50	2.50	0.35	0.35	2.01	
Sviluppata Par.		0.66	0.70	2.50	2.50	0.49	0.49	2.84	
Sviluppata		0.00	0.46	1.45	3.96	6.46	7.95	10.29	
Progressiva		-3.53	-3.20	-2.50	0.00	2.50	3.20	5.21	
Dislivelli		-0.00	-0.39	-0.80	-1.43	-1.93	-1.58	0.00	

Sezione: 50039
 Progressiva: 350.000
 Q. Progetto: 944.677

Scala H 1/200.00
 Scala V 1/200.00

939.00

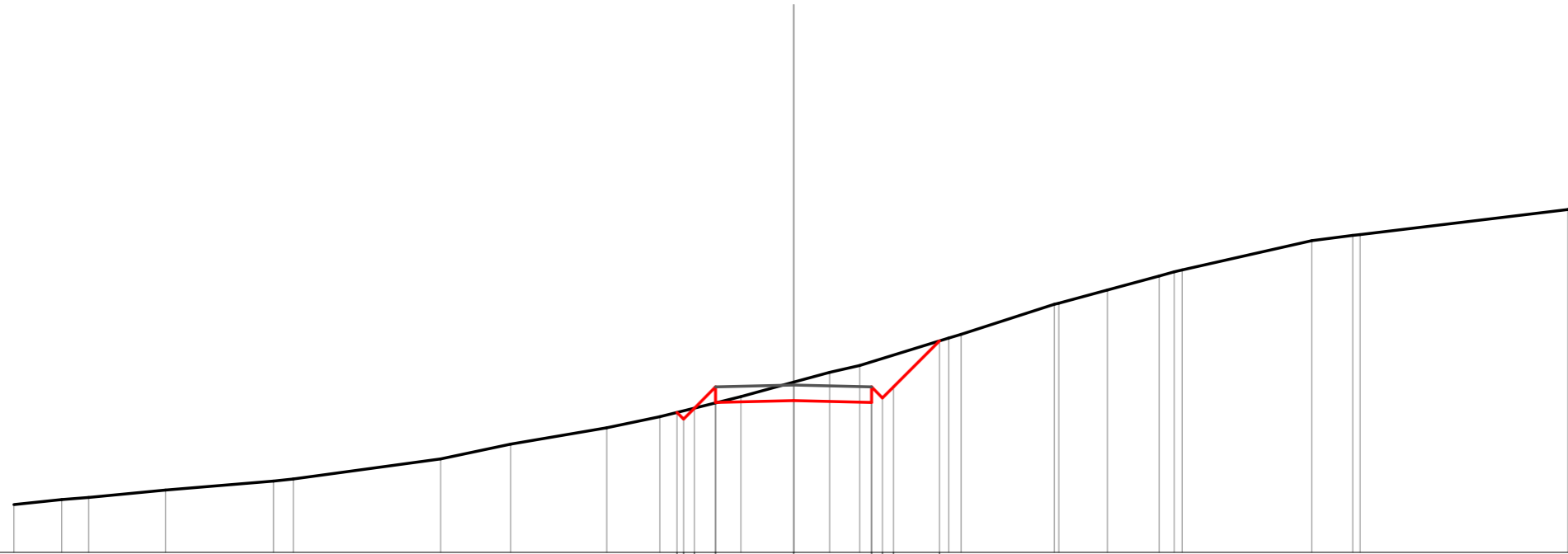


Quote		944.55	944.61	944.25	944.11	944.18	944.11	944.25	944.61	946.31
Parziali		0.45	0.35	0.35	2.50	2.50	0.35	0.35	1.70	
Sviluppata Par.		0.45	0.49	0.49	2.50	2.50	0.49	0.49	2.40	
Sviluppata		0.00	0.09	0.59	1.08	3.58	6.08	6.98	7.07	9.47
Progressiva		-3.26	-3.20	-2.85	-2.50	0.00	2.50	2.55	3.20	4.90
Dislivelli		0.00	0.08	-0.38	-0.08	-1.01	-1.62	-1.19	-1.27	0.00

Sezione: 50040
 Progressiva: 360.000
 Q. Progetto: 945.372

Scala H 1/200.00
 Scala V 1/200.00

940.00

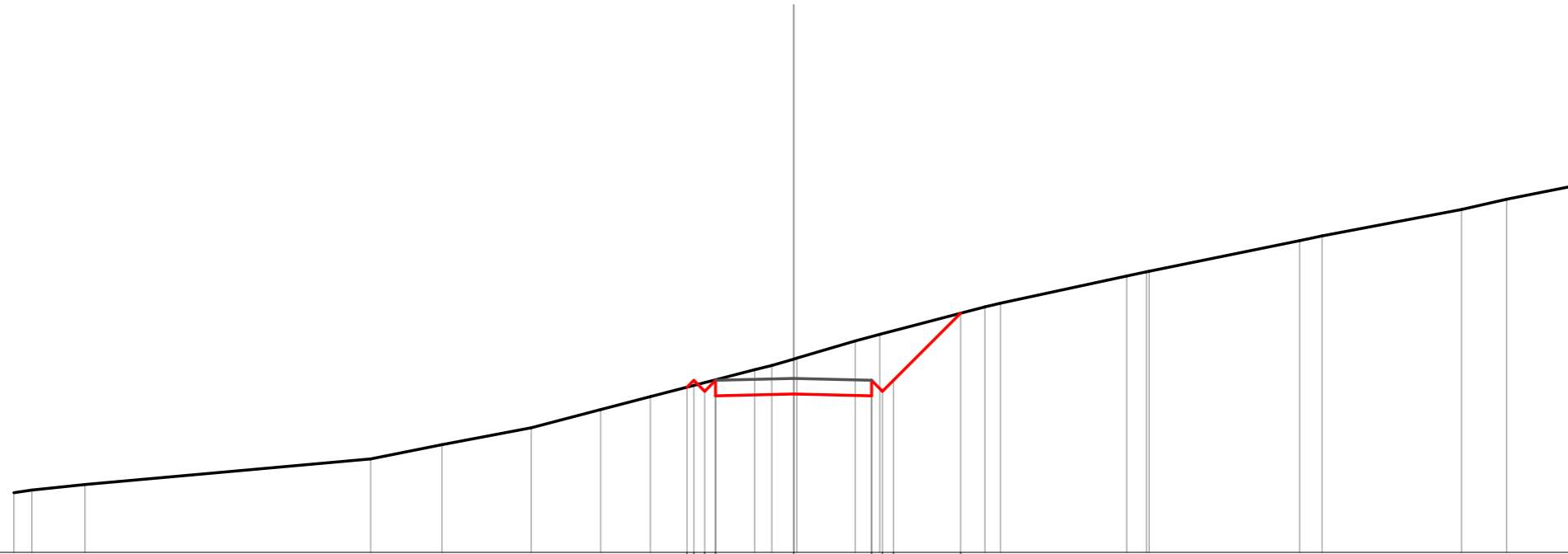


Quote			944.49	944.56	944.63	944.81	944.87	944.81	944.96	946.78
Parziali			0.00	0.07	0.35	0.68	2.50	2.50	0.35	1.47
Sviluppata Par.			0.00	0.49	0.96	2.50	2.50	0.49	2.08	
Sviluppata			0.00	0.30	0.78	4.26	4.26	6.76	7.75	9.83
Progressiva			-3.74	-3.67	-3.18	-2.50	0.00	2.50	3.20	4.67
Dislivelli			0.00	-0.26	0.00	0.51	-0.59	-1.31	-1.26	0.00

Sezione: 50041
 Progressiva: 370.000
 Q. Progetto: 945.582

Scala H 1/200.00
 Scala V 1/200.00

940.00

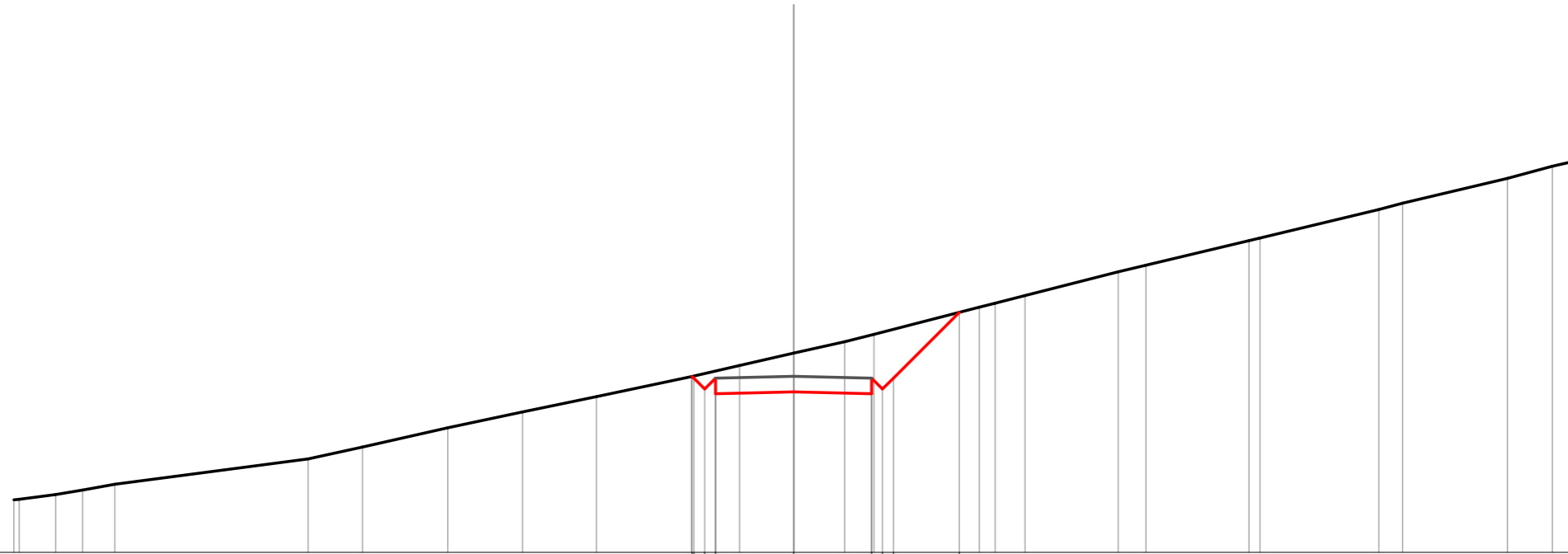


Quote		945.30	945.52	945.17	945.02	945.02	945.52	947.67
Parziali		0.00	0.22	0.35	2.50	2.50	0.35	2.15
Sviluppata Par.		0.00	0.49	0.80	2.50	2.50	0.49	3.05
Sviluppata		0.00	0.31	0.80	3.80	6.30	7.29	10.33
Progressiva		-3.42	-3.20	-2.85	0.00	2.50	3.20	5.35
Dislivelli		0.00	0.16	-0.28	-1.12	-1.91	-1.86	-0.00

Sezione: 50042
 Progressiva: 380.000
 Q. Progetto: 945.653

Scala H 1/200.00
 Scala V 1/200.00

940.00

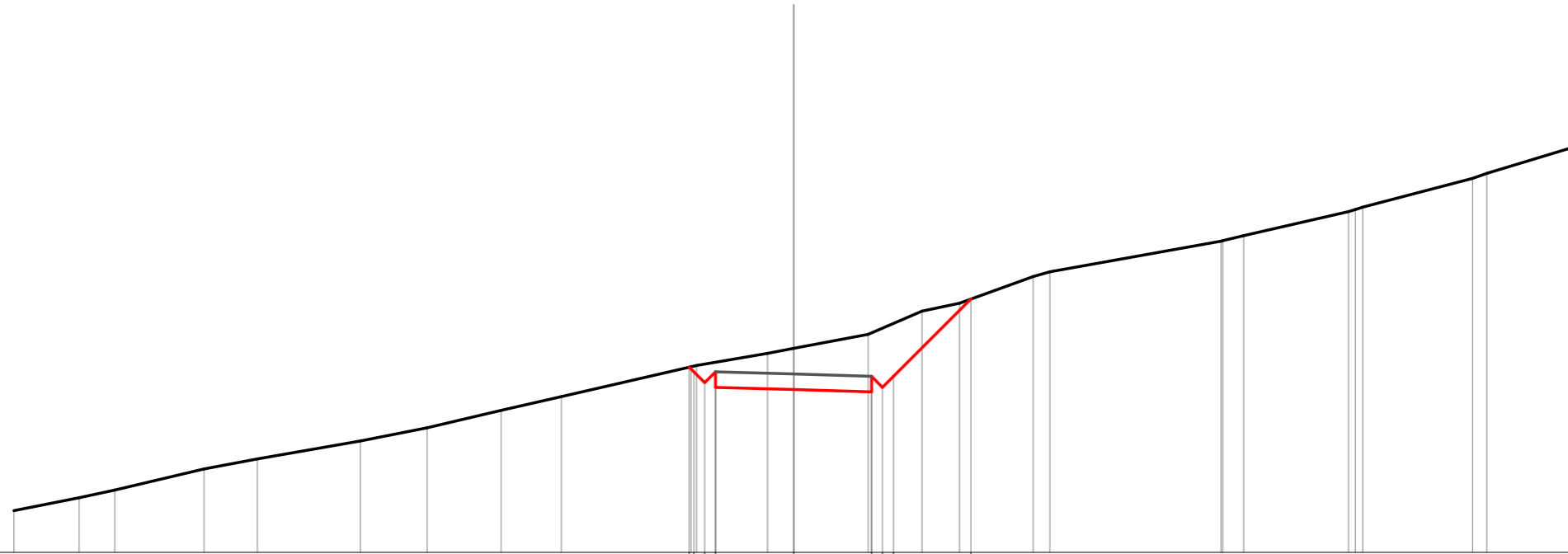


Quote		945.65	945.09	945.15	945.09	947.70
Parziali		0.35	2.50	2.50	0.35	2.11
Sviluppata Par.		0.49	2.50	2.50	0.49	2.99
Sviluppata		0.00	0.08	3.57	6.07	10.05
Progressiva		-3.26	-2.50	0.00	2.50	5.31
Dislivelli		0.00	-0.23	-1.24	-1.89	-0.00

Sezione: 50043
 Progressiva: 390.000
 Q. Progetto: 945.724

Scala H 1/200.00
 Scala V 1/200.00

940.00

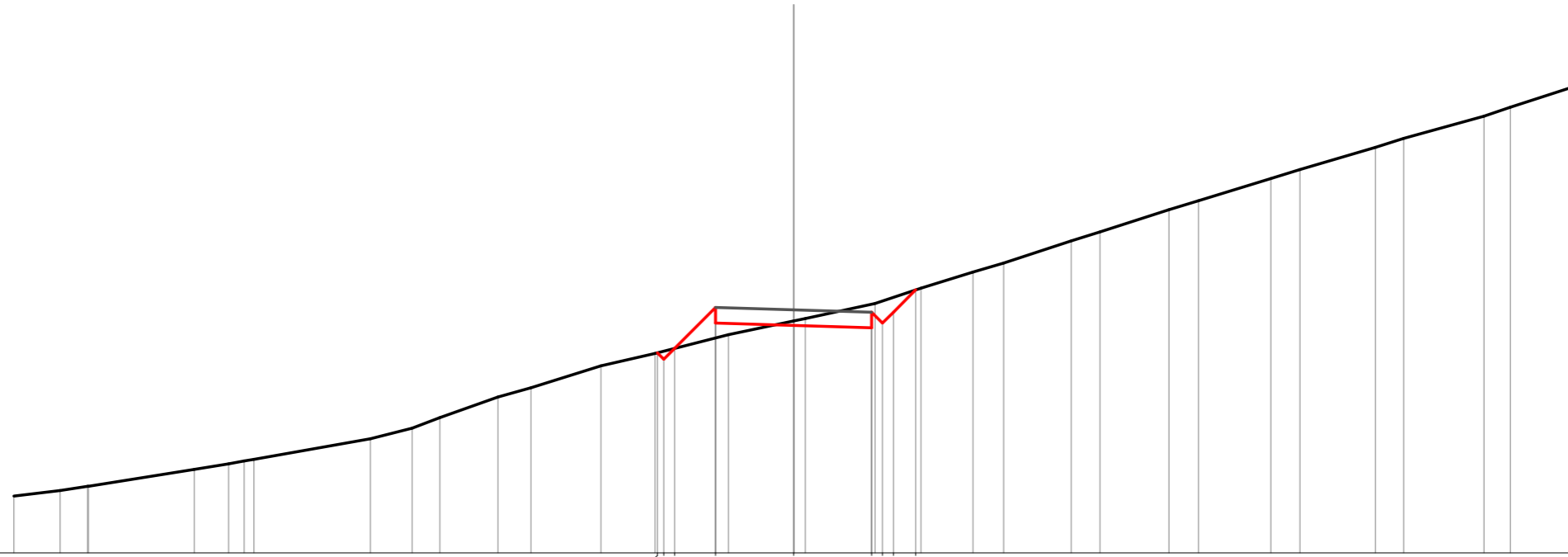


Quote			945.95	945.95	945.95	945.30	945.22	945.15	945.15	945.30	948.13
Parziali			0.35	0.35	0.35	2.50	2.50	0.35	0.35	0.35	2.48
Sviluppata Par.			0.49	0.49	0.49	2.50	2.50	0.49	0.49	0.49	3.51
Sviluppata			0.00	0.21	0.70	1.20	3.70	6.20	6.99	7.19	10.70
Progressiva			-3.35	-3.20	-2.85	-2.50	0.00	2.50	2.55	3.20	5.68
Dislivelli			0.00	-0.18	-0.09	-0.31	-1.32	-1.90	-1.90	-1.70	-0.00

Sezione: 50044
 Progressiva: 400.000
 Q. Progetto: 945.795

Scala H 1/200.00
 Scala V 1/200.00

938.00

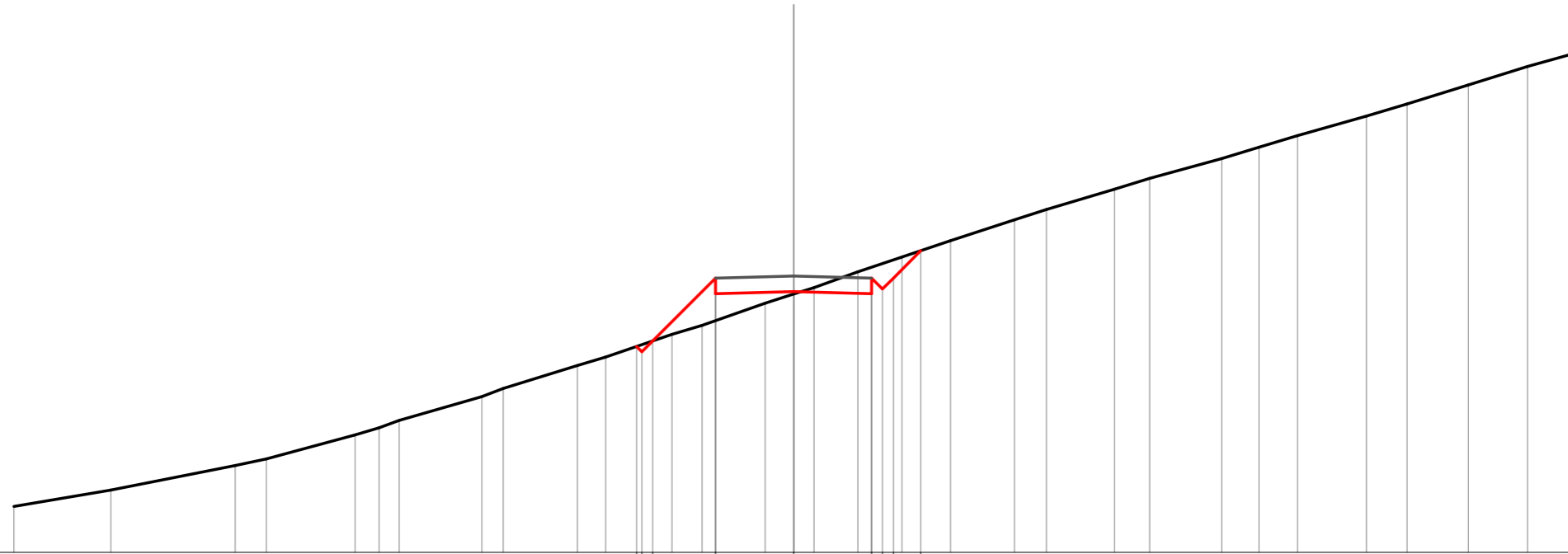


Quote		944.42	944.51	944.56	945.37	945.29	945.22	945.72	946.43
Parziali		0.35	1.31	2.50	2.50	0.35	0.35	0.71	
Sviluppata Par.		0.49	1.85	2.50	2.50	0.49	0.49	1.01	
Sviluppata		0.00	0.29	0.79	2.64	5.14	7.64	8.63	9.64
Progressiva		-4.37	-4.16	-3.81	-2.50	0.00	2.50	2.55	3.20
Dislivelli		0.00	-0.26	0.00	0.98	-0.14	-0.76	-0.71	0.00

Sezione: 50045
 Progressiva: 410.000
 Q. Progetto: 945.865

Scala H 1/200.00
 Scala V 1/200.00

937.00

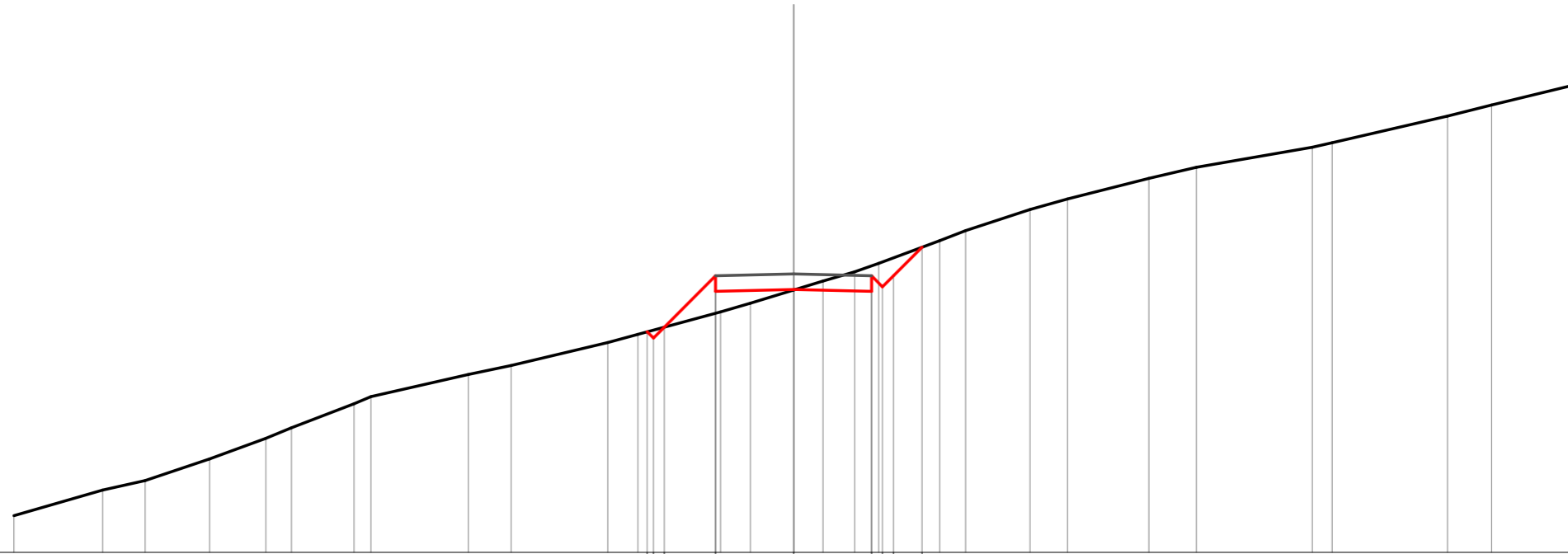


Quote		943.61	943.79	945.30	945.37	945.30	945.80	946.68
Parziali		0.35	2.02	2.50	2.50	0.35	0.35	0.88
Sviluppata Par.		0.49	2.85	2.50	2.50	0.49	0.49	1.24
Sviluppata		0.00	0.24	3.59	6.09	8.59	9.58	10.82
Progressiva		-5.04	-4.52	-2.50	0.00	2.50	3.20	4.08
Dislivelli		0.00	-0.00	1.37	0.07	-0.85	-0.81	0.00

Sezione: 50046
 Progressiva: 420.000
 Q. Progetto: 945.936

Scala H 1/200.00
 Scala V 1/200.00

937.00

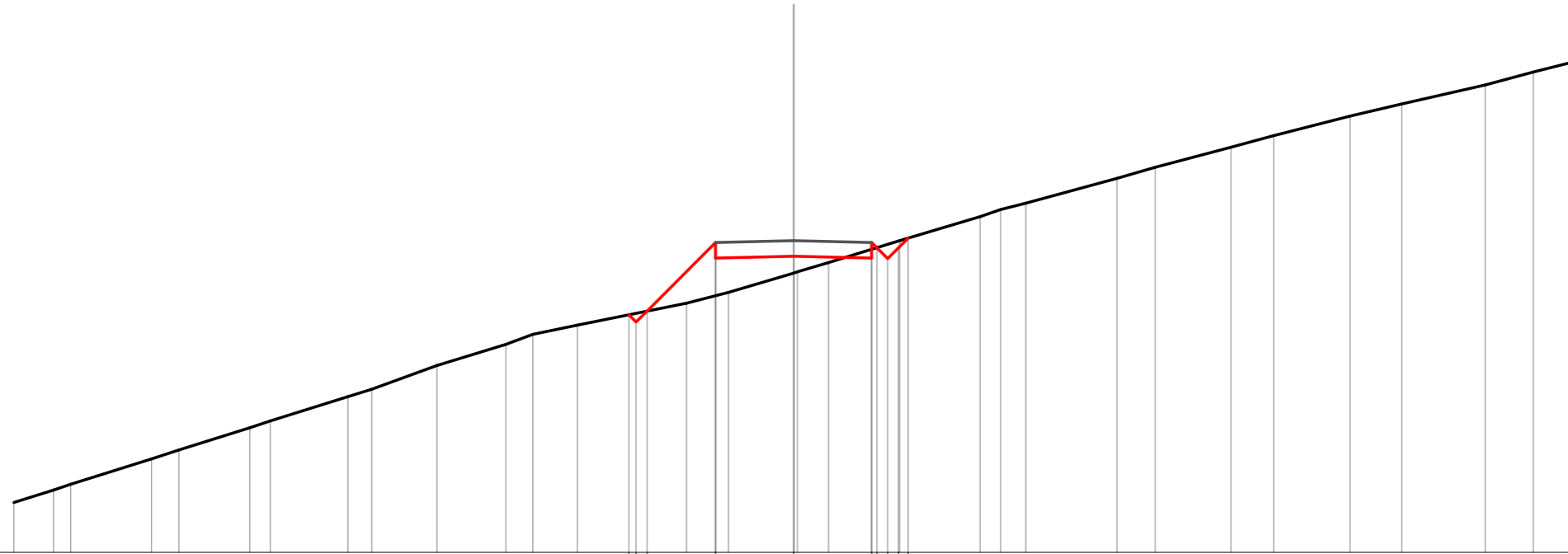


Quote	944.08	943.88	944.33	945.37	945.44	945.37	945.87	946.79
Parziali	0.00	0.35	1.65	2.50	2.50	0.35	0.35	0.92
Sviluppata Par.	0.00	0.49	2.33	2.50	2.50	0.49	0.49	1.30
Sviluppata	0.00	0.28	3.11	5.61	8.11	8.90	9.10	10.40
Progressiva	-4.70	-4.50	-4.15	-2.50	0.00	2.50	2.55	3.20
Dislivelli	0.00	-0.26	0.00	1.20	0.02	-0.82	-0.80	-0.38

Sezione: 50047
 Progressiva: 430.000
 Q. Progetto: 946.007

Scala H 1/200.00
 Scala V 1/200.00

936.00

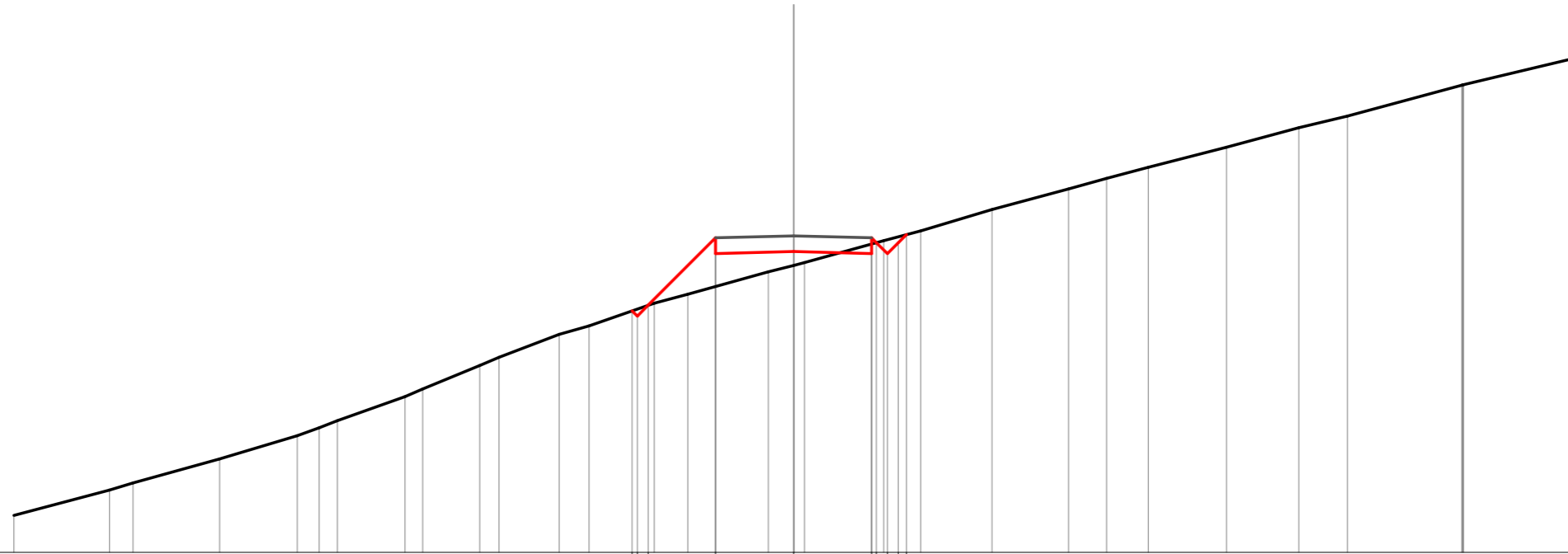


Quote		943.63	943.39	943.74	945.44	945.51	945.44	945.78	946.08
Parziali		0.00	0.33	0.82	2.20	2.50	2.50	0.35	0.31
Sviluppata Par.		0.00	0.49	0.43	3.11	2.50	2.50	0.45	0.43
Sviluppata		0.00	0.33	0.82	3.93	6.44	8.94	9.17	10.16
Progressiva		-5.28	-5.05	-4.70	-2.50	0.00	2.50	2.67	3.67
Dislivelli		0.00	-0.28	0.00	1.71	0.54	-0.28	0.00	0.00

Sezione: 50048
 Progressiva: 440.000
 Q. Progetto: 946.154

Scala H 1/200.00
 Scala V 1/200.00

936.00

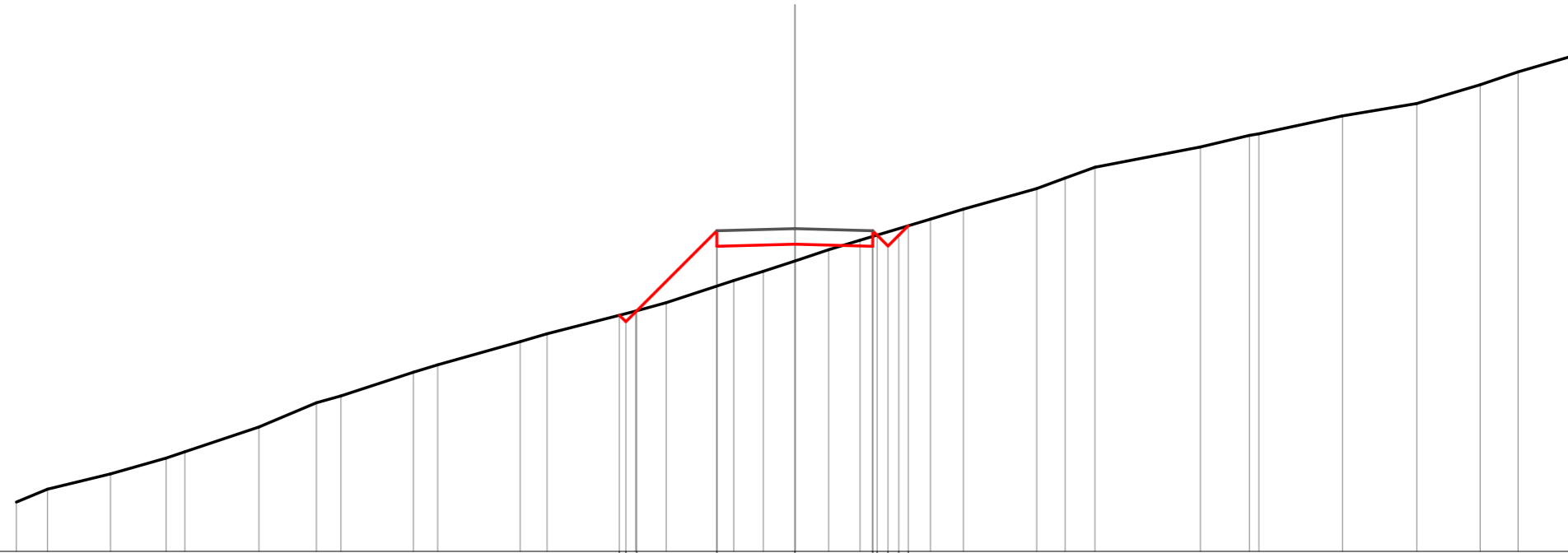


Quote			943.75	943.83	945.59	945.65	945.59	946.20
Parziali			0.35	2.16	2.50	2.50	0.35	0.35
Sviluppata Par.			0.49	3.05	2.50	2.50	0.49	0.35
Sviluppata			0.00	0.24	0.73	3.79	6.29	8.79
Progressiva			-5.18	-5.01	-4.66	-2.50	0.00	2.50
Dislivelli			0.00	0.00	1.56	0.44	-0.30	0.00

Sezione: 50049
 Progressiva: 450.000
 Q. Progetto: 946.372

Scala H 1/200.00
 Scala V 1/200.00

936.00

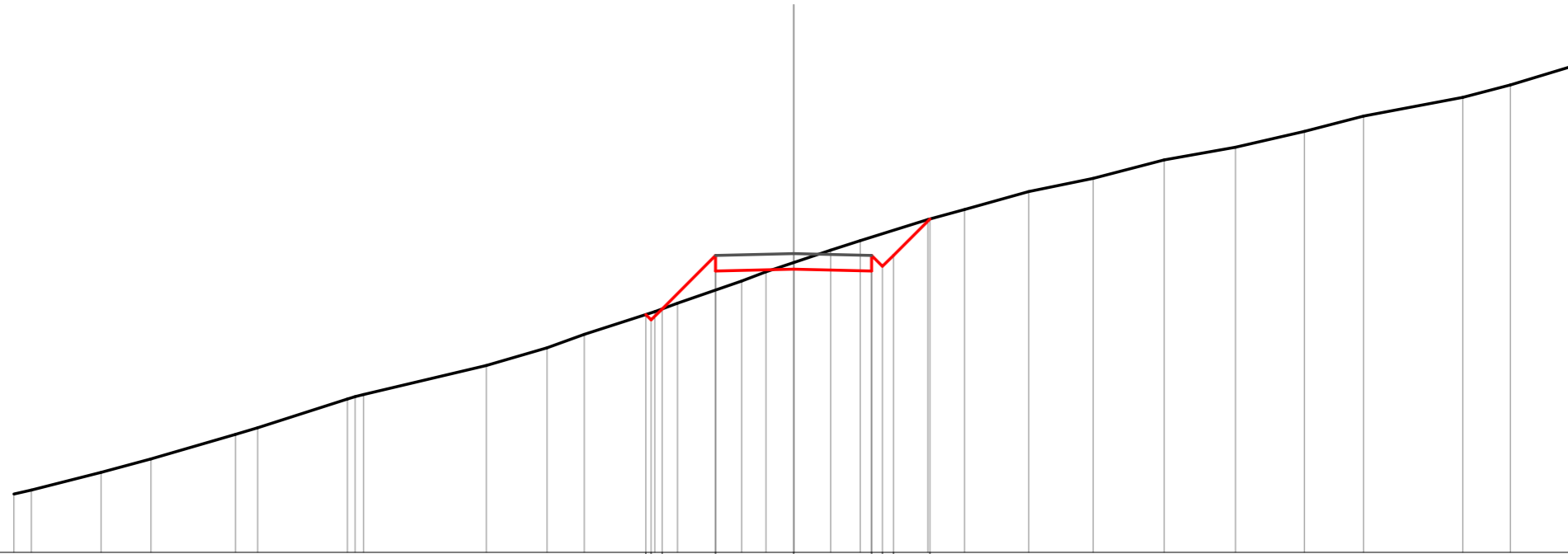


Quote		943.59	943.38	943.73	945.81	945.87	945.81	946.17	946.47
Parziali		0.00	0.35	2.57	2.50	2.50	0.35	0.30	0.30
Sviluppata Par.		0.00	0.49	3.64	2.50	2.50	0.49	0.49	0.49
Sviluppata		0.00	0.29	4.43	6.93	9.43	9.63	10.13	11.02
Progressiva		-5.63	-5.42	-5.07	-2.50	0.00	2.50	2.64	3.04
Dislivelli		-0.00	-0.26	-0.00	1.77	0.54	-0.31	0.00	-0.00

Sezione: 50050
 Progressiva: 460.000
 Q. Progetto: 946.590

Scala H 1/200.00
 Scala V 1/200.00

937.00

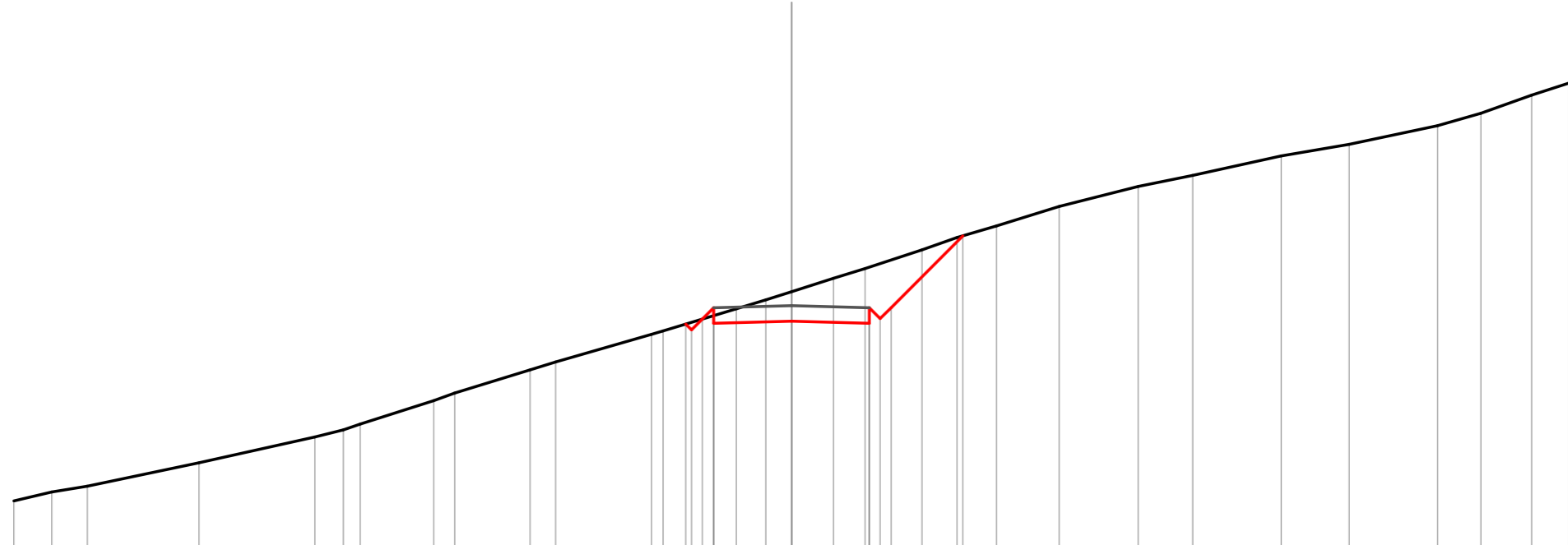


Quote		944.63	944.81	946.03	946.09	946.03	946.53	947.70
Parziali		0.35	1.72	2.50	2.50	0.35	0.35	1.17
Sviluppata Par.		0.49	2.43	2.50	2.50	0.49	0.49	1.65
Sviluppata		0.00	0.24	3.16	5.66	8.16	8.96	10.81
Progressiva		-4.74	-4.27	-2.50	0.00	2.50	2.55	4.37
Dislivelli		0.00	-0.02	1.11	-0.21	-1.09	-1.05	0.00

Sezione: 50051
 Progressiva: 470.000
 Q. Progetto: 946.807

Scala H 1/200.00
 Scala V 1/200.00

939.00

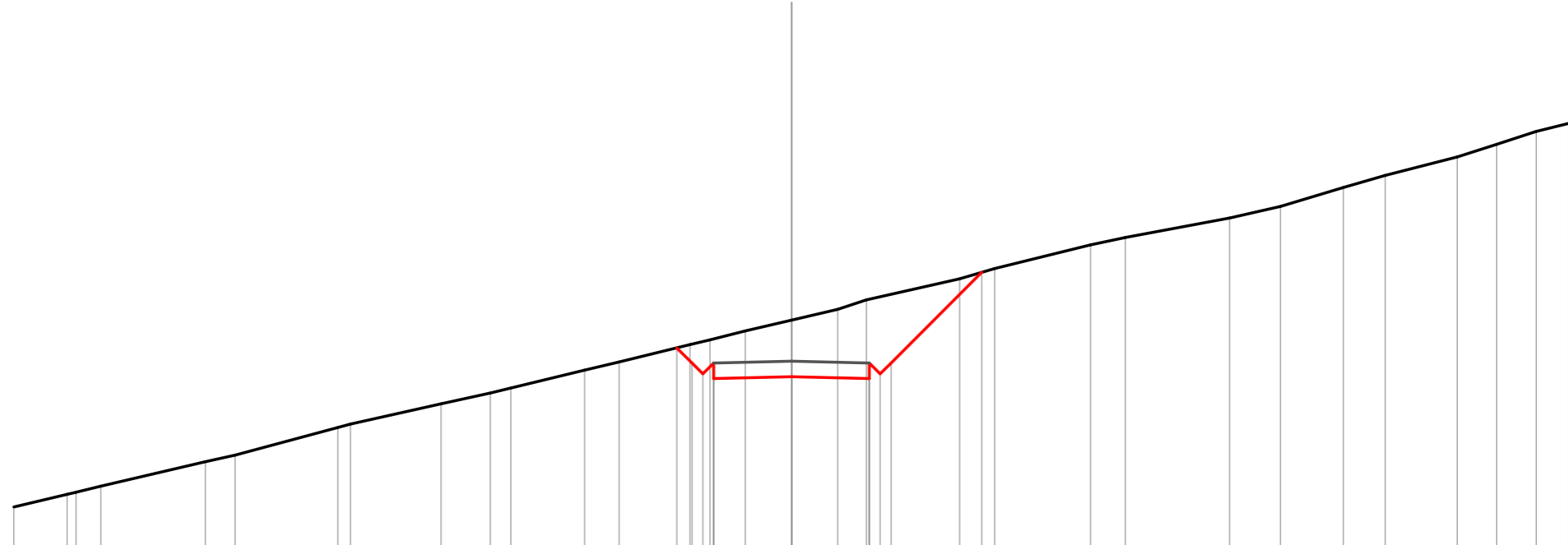



Quote		946.22	946.03	946.38	946.24	946.31	946.24	946.39	946.74	949.06
Parziali		0.00	0.37	0.35	0.35	2.50	2.50	0.35	0.35	2.31
Sviluppata Par.		0.00	0.49	0.32	0.32	2.50	2.50	0.49	0.49	3.27
Sviluppata		0.00	0.27	0.76	1.28	3.78	6.28	6.28	7.27	10.53
Progressiva		-3.40	-3.21	-2.86	-2.50	0.00	2.50	2.50	3.20	5.51
Dislivelli		0.00	-0.24	0.00	0.25	-0.95	-1.80	-1.77	-1.53	-0.00

Sezione: 50052
 Progressiva: 480.000
 Q. Progetto: 947.025

Scala H 1/200.00
 Scala V 1/200.00

941.00

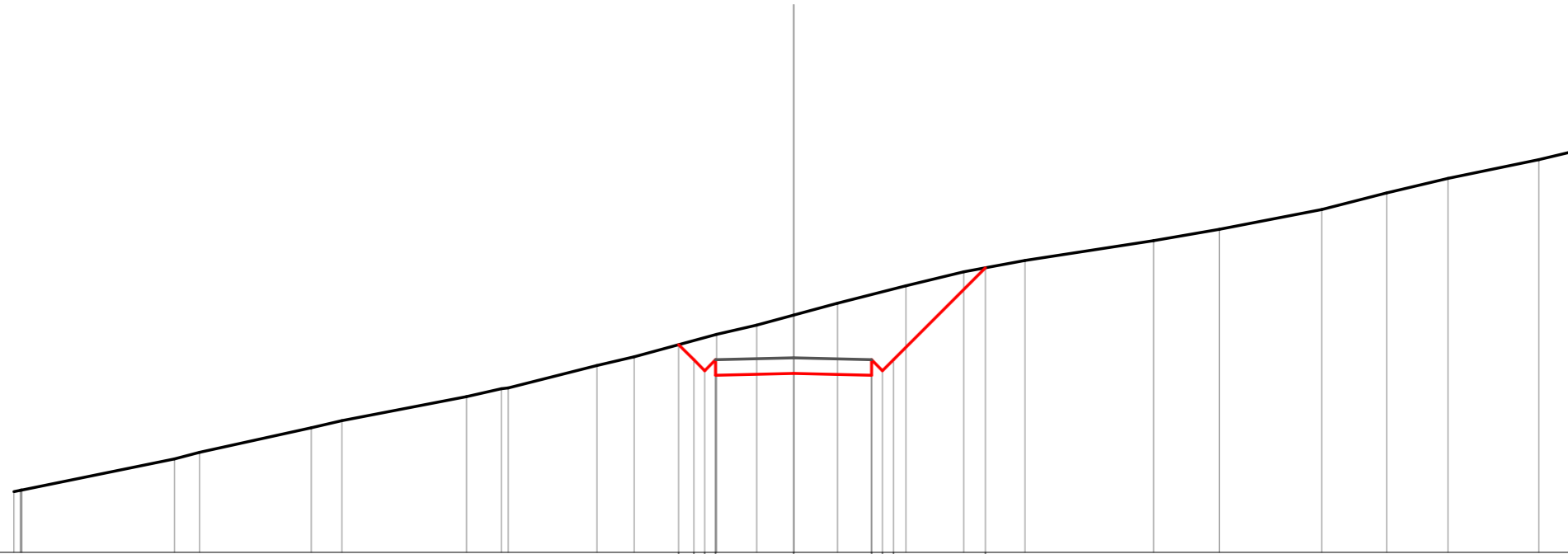


Quote				947.45	946.96	946.81	946.46	946.53	946.46	946.56	949.88
Parziali				0.49	0.49	0.35	2.50	2.50	0.35	0.35	2.92
Sviluppata Par.				0.69	0.49	0.35	2.50	2.50	0.49	0.49	4.13
Sviluppata				0.00	0.69	1.18	1.68	4.18	6.68	7.07	11.80
Progressiva				-3.69	-3.20	-2.85	-2.50	0.00	2.50	2.85	6.12
Dislivelli				0.00	-0.61	-1.04	-0.78	-1.82	-2.56	-2.19	0.00

Sezione: 50053
 Progressiva: 490.000
 Q. Progetto: 947.243

Scala H 1/200.00
 Scala V 1/200.00

941.00

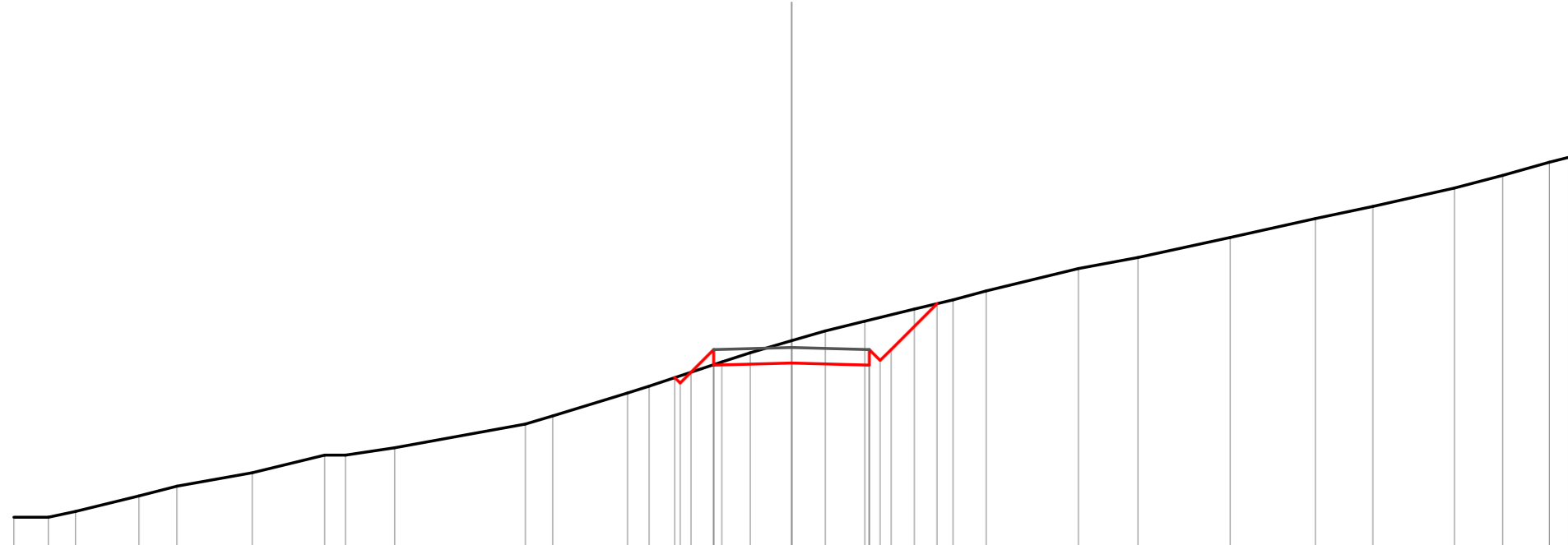


Quote		947.67	947.18	946.83	946.68	946.74	946.68	945.93	947.18	950.13
Parziali		0.49	0.49	0.35	2.50	2.50	0.35	0.35	2.95	
Sviluppata Par.		0.69	0.49	0.49	2.50	2.50	0.49	0.49	4.17	
Sviluppata		0.00	0.69	1.18	1.68	4.18	6.68	7.07	11.84	
Progressiva		-3.69	-3.20	-2.85	-2.50	0.00	2.50	2.55	3.20	6.15
Dislivelli		0.00	-0.62	-1.06	-0.81	-1.87	-2.60	-2.54	-2.28	-0.00

Sezione: 50054
 Progressiva: 500.000
 Q. Progetto: 947.461

Scala H 1/200.00
 Scala V 1/200.00

941.00

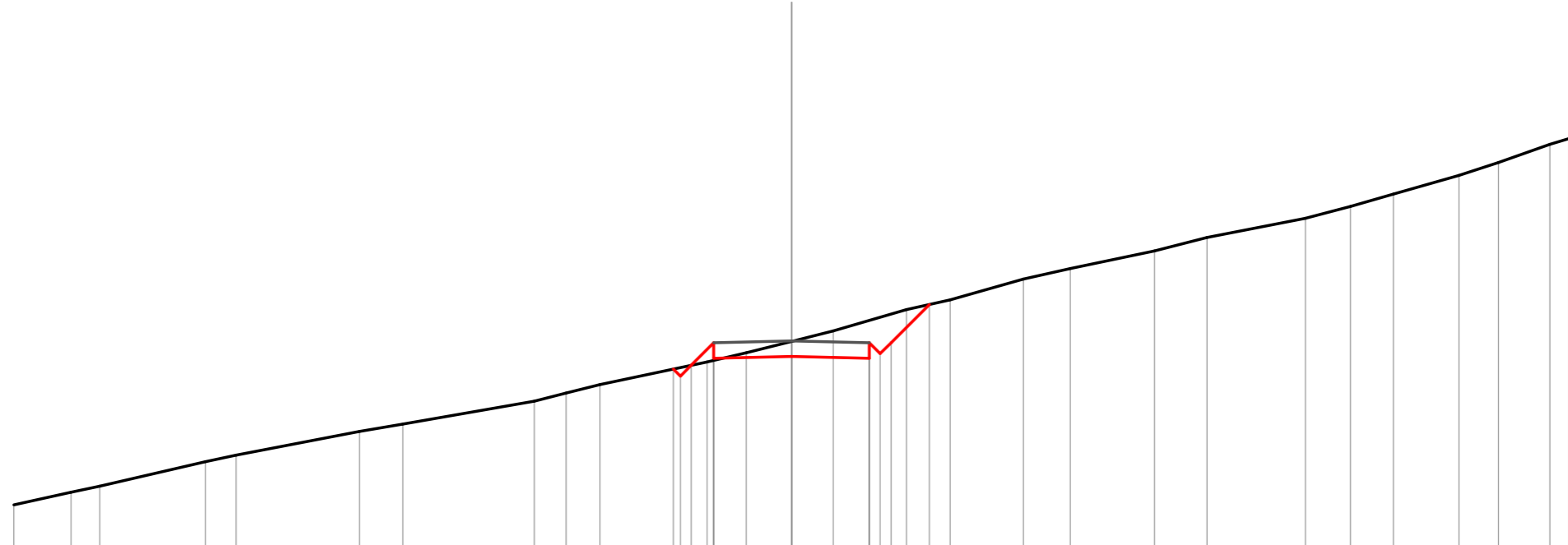



Quote		946.50	946.32	946.87	946.90	946.96	946.90	947.05	947.40	948.87
Parziali		0.00	0.35	0.73	2.50	2.50	0.35	0.35	1.47	
Sviluppata Par.		0.00	0.49	1.03	2.50	2.50	0.49	0.49	2.09	
Sviluppata		0.00	0.25	0.77	4.27	4.27	6.77	7.76	9.85	
Progressiva		-3.75	-3.58	-3.23	-2.50	0.00	2.50	2.55	3.20	4.67
Dislivelli		0.00	-0.23	0.00	0.48	-0.72	-1.45	-1.38	-1.12	0.00

Sezione: 50055
 Progressiva: 510.000
 Q. Progetto: 947.678

Scala H 1/200.00
 Scala V 1/200.00

941.00

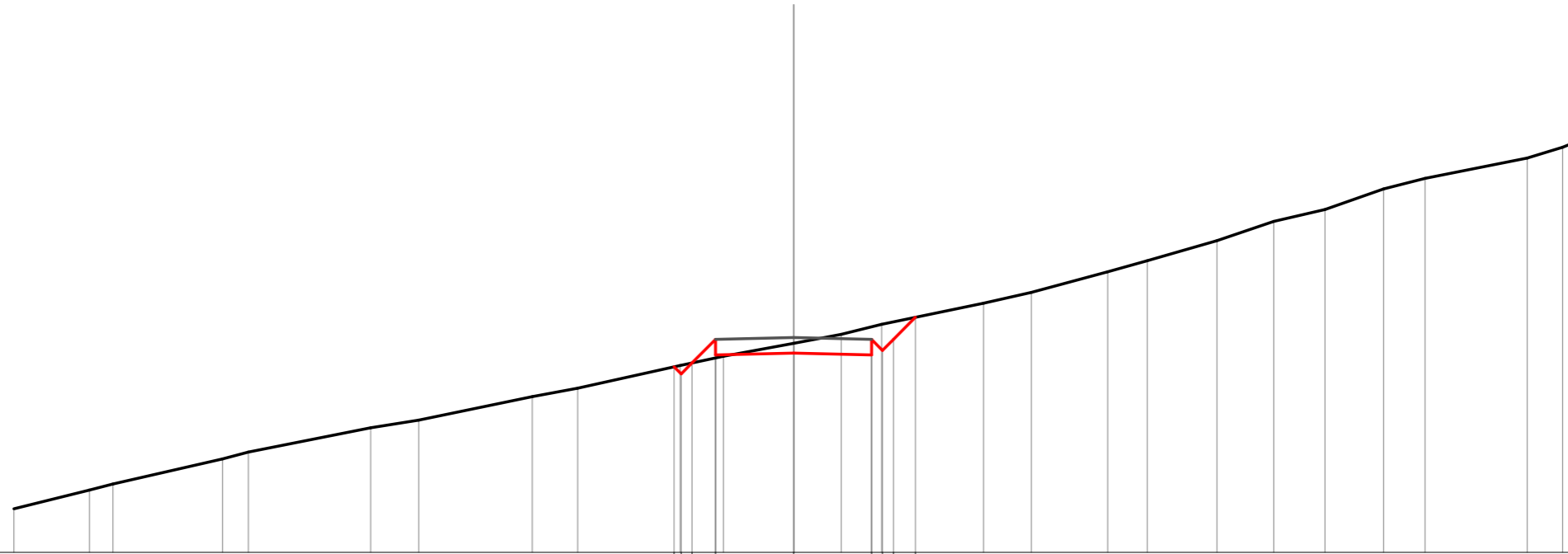



Quote		946.77	946.54	946.89	947.12	947.18	947.12	947.82	948.85
Parziali		0.33	0.35	0.72	2.50	2.50	0.35	0.35	1.23
Sviluppata Par.		0.33	0.49	1.02	2.50	2.50	0.49	0.49	1.74
Sviluppata		0.00	0.32	0.82	1.84	4.34	6.84	7.83	9.57
Progressiva		-3.80	-3.57	-3.22	-2.50	0.00	2.50	2.50	4.43
Dislivelli		0.00	-0.28	0.00	0.57	-0.48	-1.22	-0.92	0.00

Sezione: 50056
 Progressiva: 520.000
 Q. Progetto: 947.896

Scala H 1/200.00
 Scala V 1/200.00

941.00
 ▽

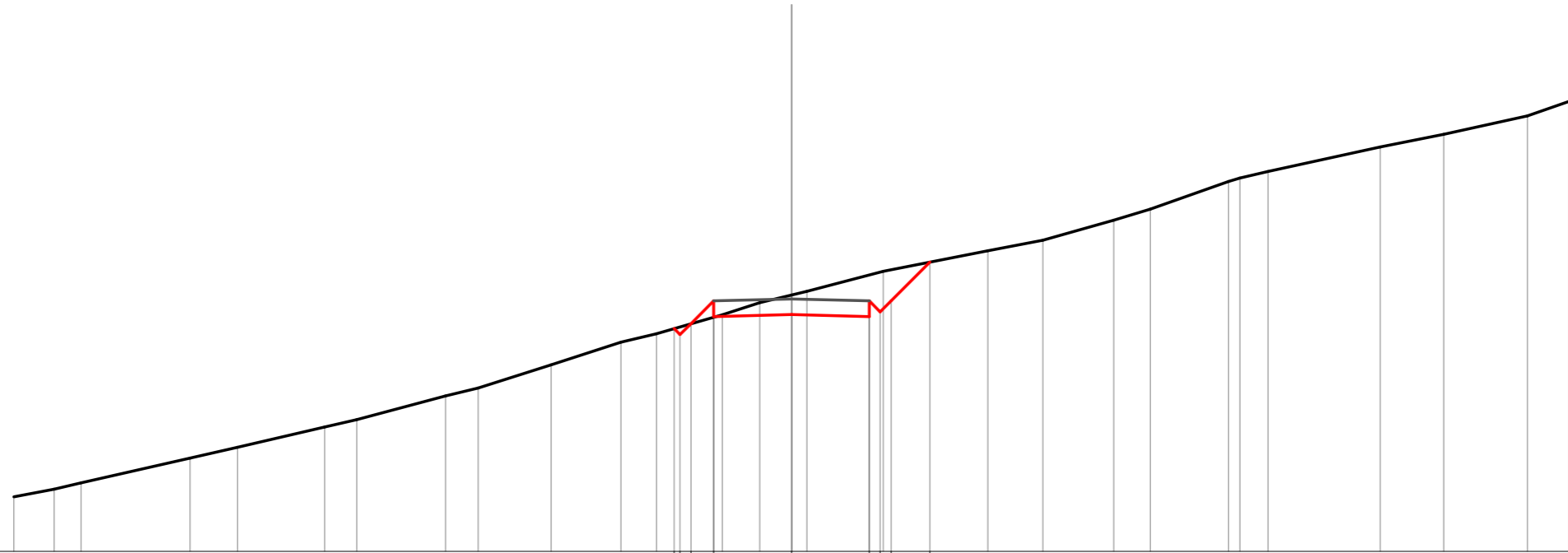


Quote		946.96	946.73	947.08	947.33	947.40	947.33	947.38	947.53	948.54
Parziali		0.00	0.32	0.75	2.50	2.50	0.35	0.35	0.71	
Sviluppata Par.		0.00	0.49	1.06	2.50	2.50	0.49	0.49	1.00	
Sviluppata		0.00	0.32	0.82	1.88	4.38	6.88	7.87	8.88	
Progressiva		-3.83	-3.60	-3.25	-2.50	0.00	2.50	2.55	3.20	3.91
Dislivelli		0.00	-0.28	-0.00	0.59	-0.32	-0.90	-0.84	-0.36	-0.00

Sezione: 50057
 Progressiva: 530.000
 Q. Progetto: 948.114

Scala H 1/200.00
 Scala V 1/200.00

940.00

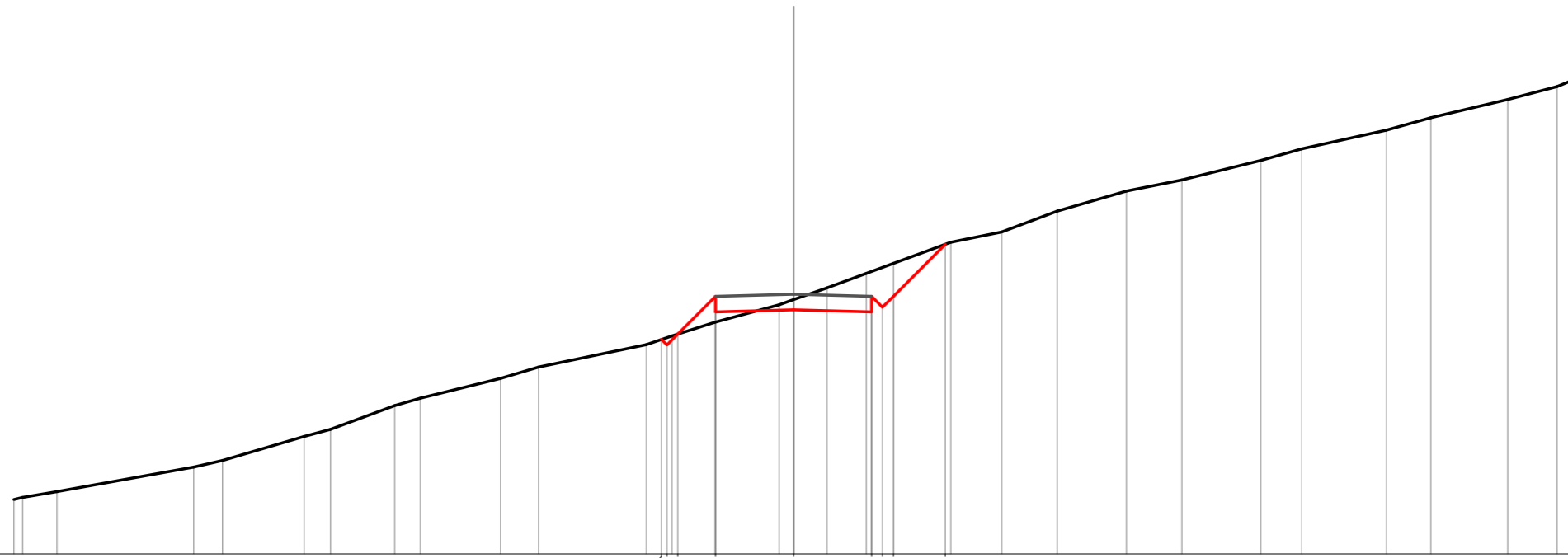


Quote		947.16	946.97	947.32	947.55	947.61	947.55	946.70	949.30
Parziali		0.00	0.35	0.73	2.50	2.50	0.35	0.35	1.25
Sviluppata Par.		0.00	0.49	1.04	2.50	2.50	0.49	0.49	1.76
Sviluppata		0.00	0.27	0.77	1.80	4.31	6.81	7.30	9.56
Progressiva		-3.78	-3.58	-3.23	-2.50	0.00	2.50	3.20	4.45
Dislivelli		0.00	-0.26	-0.00	0.52	-0.63	-1.33	-1.27	0.00

Sezione: 50058
 Progressiva: 540.000
 Q. Progetto: 948.331

Scala H 1/200.00
 Scala V 1/200.00

940.00

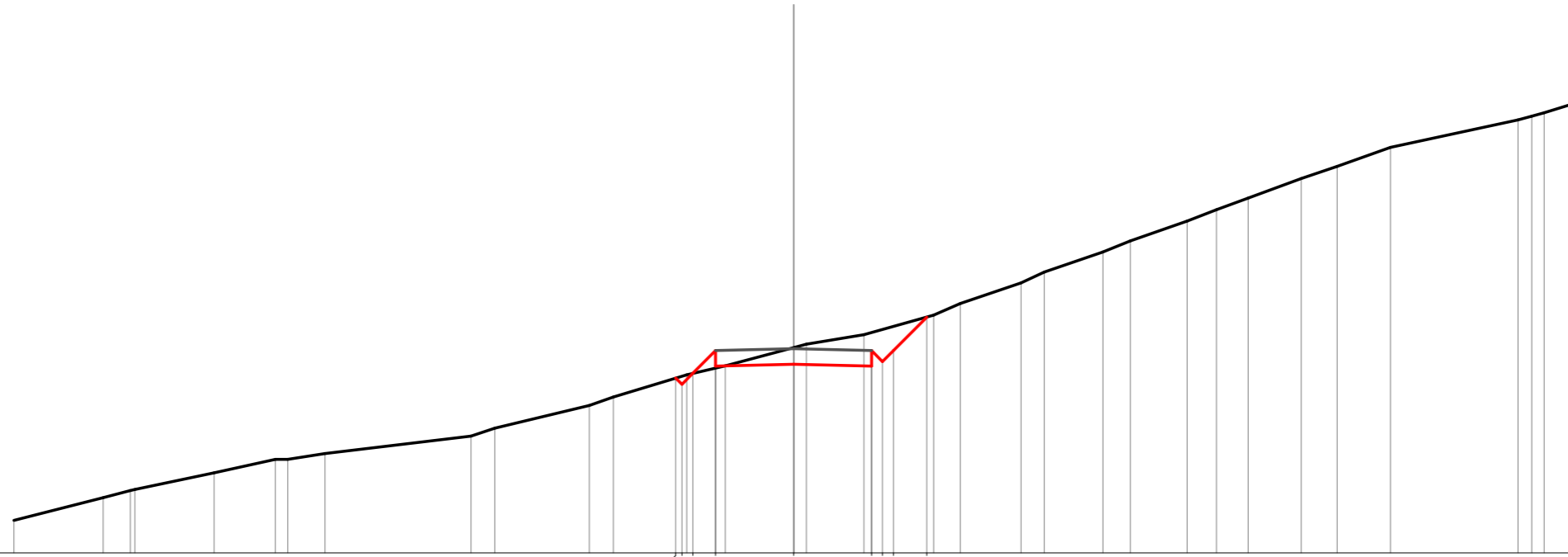


Quote		946.98	946.71	947.06	947.77	947.83	947.77	946.27	949.94
Parziali		0.35	1.21	2.50	2.50	0.35	0.35	1.67	
Sviluppata Par.		0.49	1.71	2.50	2.50	0.49	0.49	2.36	
Sviluppata		0.00	0.25	2.46	4.96	7.46	7.95	10.81	
Progressiva		-4.24	-4.06	-3.71	-2.50	0.00	2.50	2.55	4.87
Dislivelli		-0.00	-0.24	-0.00	0.83	-0.33	-1.30	-1.28	-0.00

Sezione: 50059
 Progressiva: 550.000
 Q. Progetto: 948.549

Scala H 1/200.00
 Scala V 1/200.00

942.00

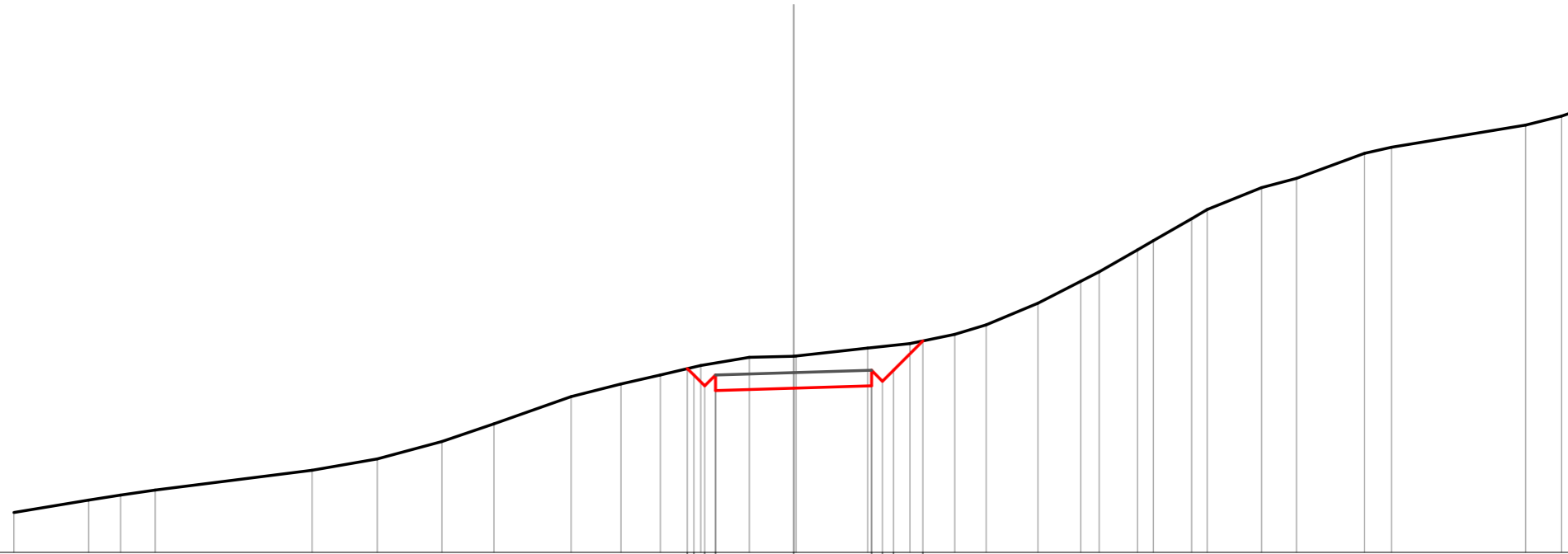



Quote			947.60	947.41	947.76	947.99	948.05	947.99	948.14	949.56
Parziali			0.00	0.35	0.73	2.50	2.50	0.35	0.35	1.07
Sviluppata Par.			0.49	1.03	2.50	2.50	0.49	0.49	1.52	
Sviluppata			0.00	0.28	0.77	1.81	4.31	6.81	7.30	9.32
Progressiva			-3.78	-3.58	-3.23	-2.50	0.00	2.50	3.20	4.27
Dislivelli			0.00	-0.26	-0.00	0.56	-0.53	-1.08	-1.03	0.00

Sezione: 50060
 Progressiva: 560.000
 Q. Progetto: 948.767

Scala H 1/200.00
 Scala V 1/200.00

943.00

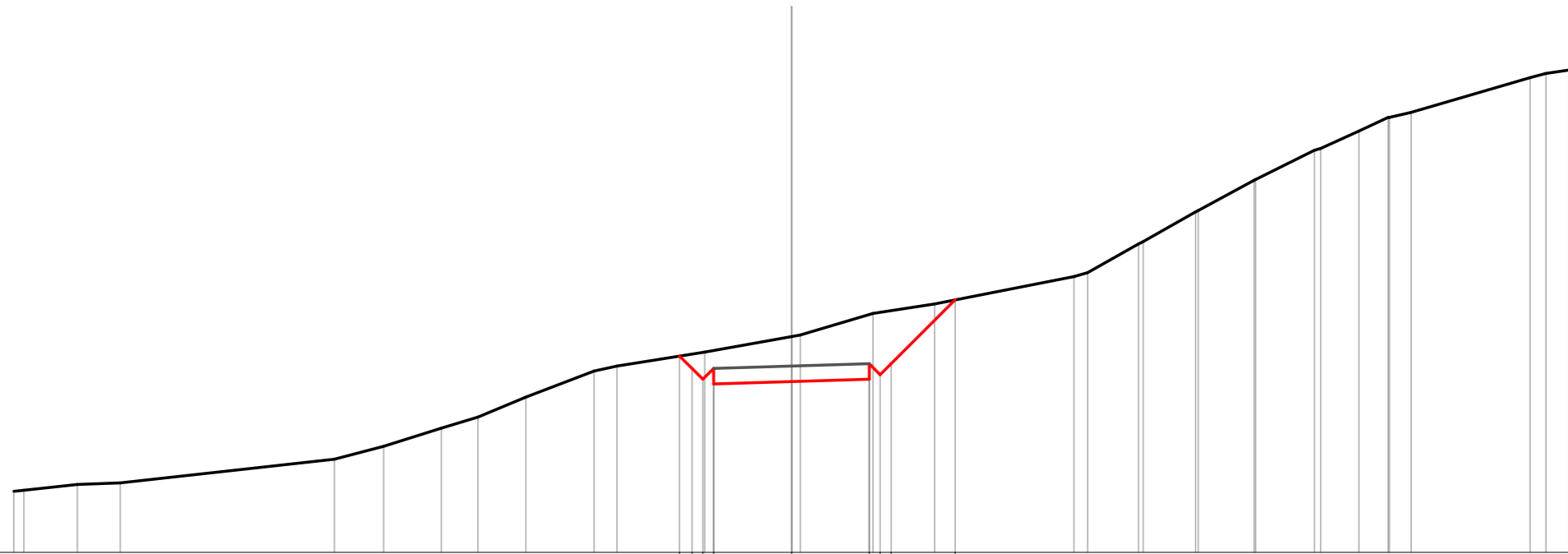


Quote		948.90	948.89	948.84	948.84	948.84	948.78
Parziali		0.00	0.35	0.35	2.50	0.35	0.94
Sviluppata Par.		0.00	0.49	0.49	2.50	0.49	1.33
Sviluppata		0.00	0.29	0.79	3.78	6.28	8.61
Progressiva		-3.41	-3.20	-2.85	0.00	2.50	4.14
Dislivelli		0.00	-0.25	-0.39	-1.03	-1.23	0.00

Sezione: 50061
 Progressiva: 570.000
 Q. Progetto: 948.995

Scala H 1/200.00
 Scala V 1/200.00

943.00

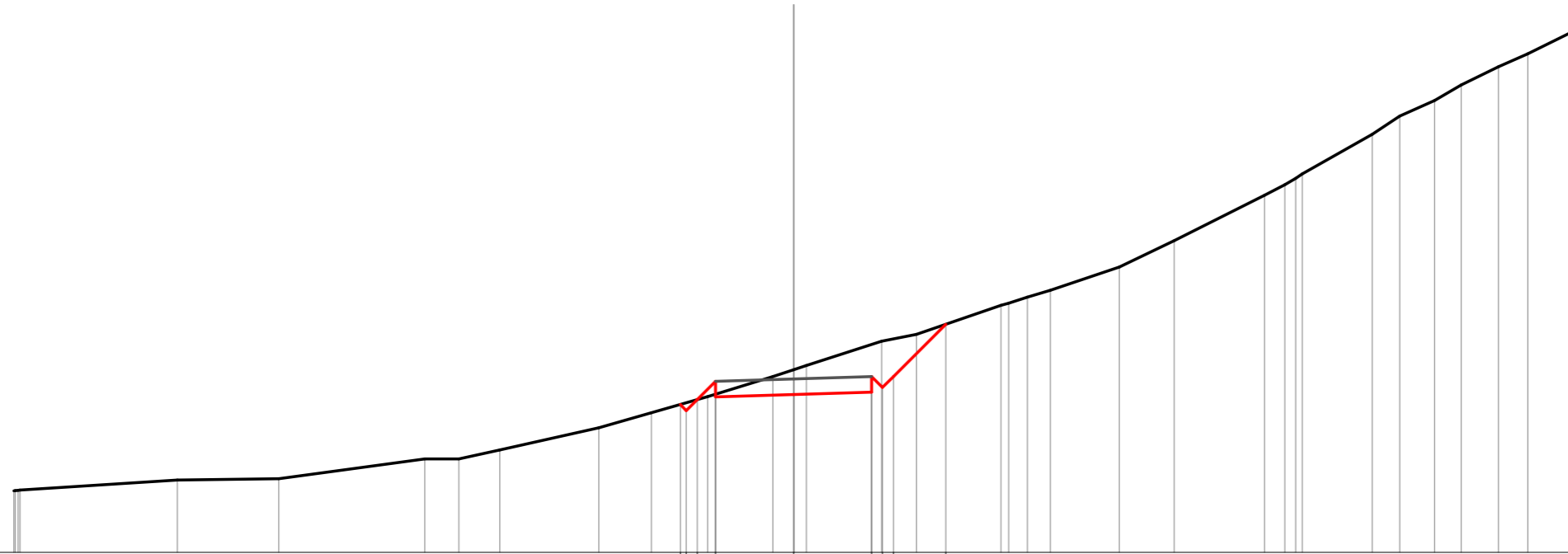



Quote		949.92	948.92	948.50	948.57	951.13
Parziali		0.40	2.50	2.50	0.35	2.06
Sviluppata Par.		0.57	2.50	2.50	0.49	2.91
Sviluppata		0.00	4.06	4.06	6.56	10.46
Progressiva		-3.60	0.00	0.00	2.50	5.26
Dislivelli		0.00	-1.45	-1.45	-2.08	0.00
		-0.46			-2.70	
		-0.87			-1.71	
		-0.58				

Sezione: 50062
 Progressiva: 580.000
 Q. Progetto: 949.568

Scala H 1/200.00
 Scala V 1/200.00

944.00

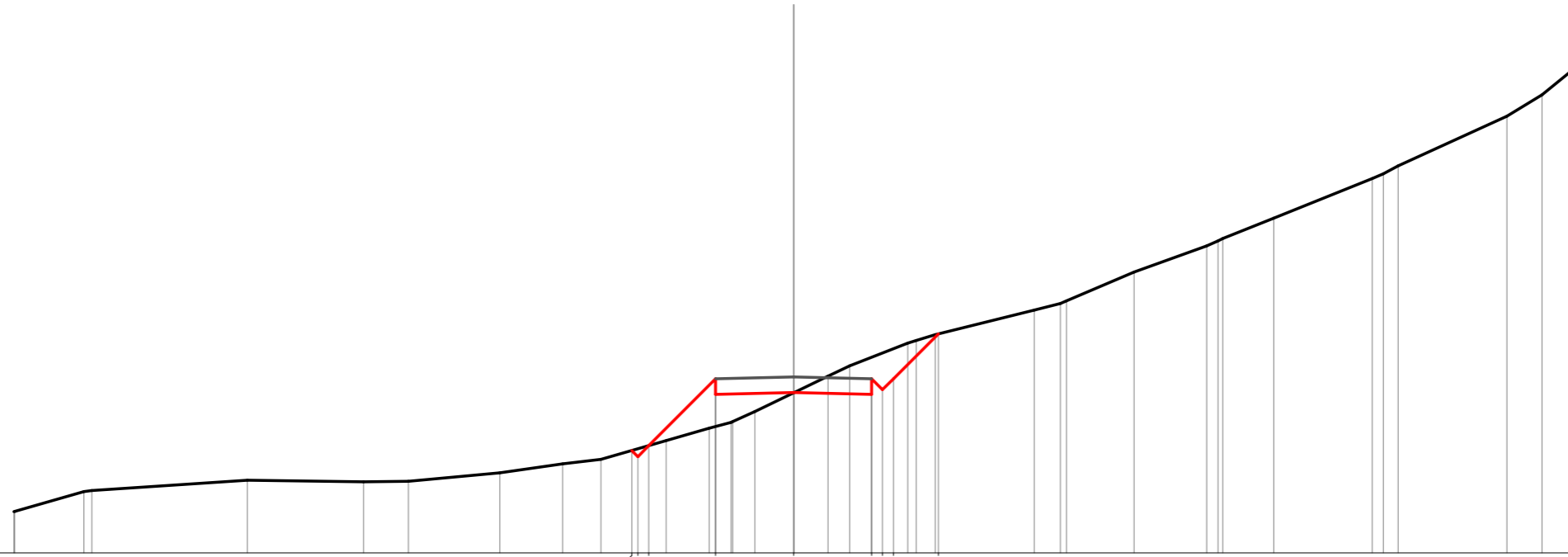


Quote				948.75	948.55	948.90	948.99	949.07	949.14	949.23	949.64	951.32
Parziali				0.00	0.35	0.59	2.50	2.50	0.35	0.35	1.68	
Sviluppata Par.				0.49	0.83	2.50	2.50	0.49	0.49	2.37		
Sviluppata				0.00	0.27	4.66	4.10	6.60	7.10	9.97		
Progressiva				-3.63	-3.44	-2.50	0.00	2.50	2.50	4.88		
Dislivelli				0.00	-0.25	0.00	0.41	-0.79	-1.53	-1.19	-1.21	-0.00

Sezione: 50063
 Progressiva: 590.000
 Q. Progetto: 950.646

Scala H 1/200.00
 Scala V 1/200.00

945.00
 ▽

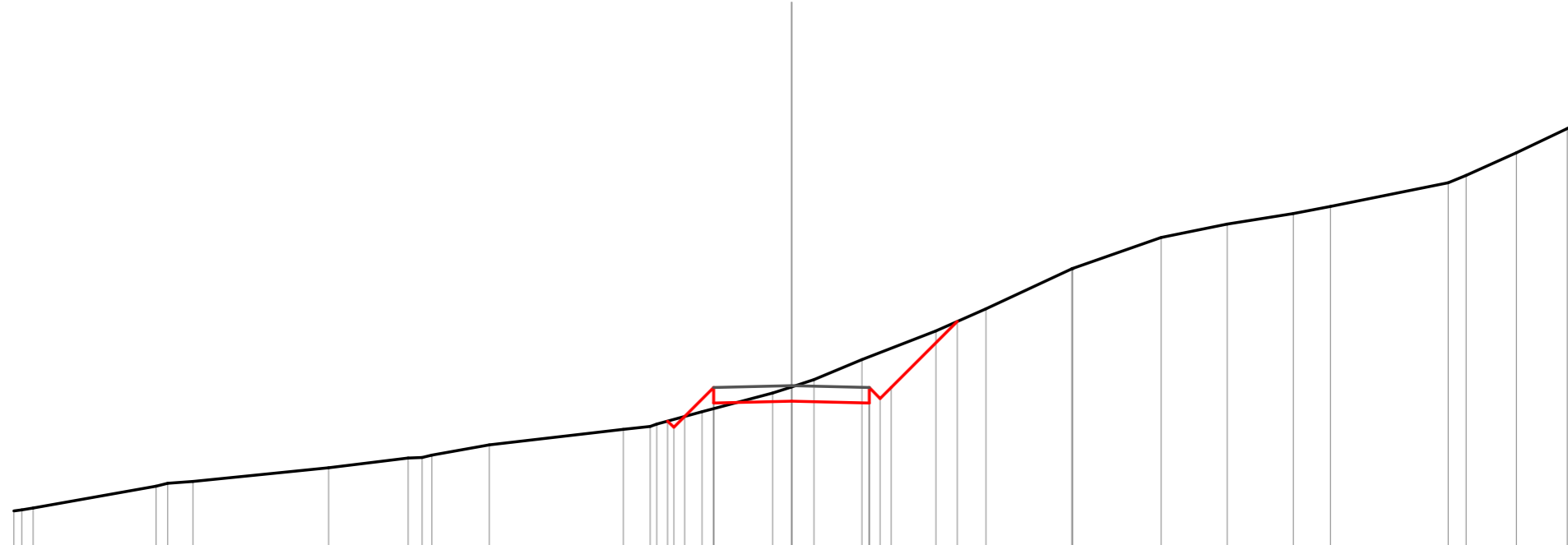


Quote		948.28	948.09	948.44	950.08	950.15	950.08	950.23	950.56	952.03
Parziali		0.00	0.35	2.15	2.50	2.50	0.35	1.44		
Sviluppata Par.		0.49	3.03	2.50	2.50	0.49	2.04			
Sviluppata		0.00	0.27	3.80	6.31	8.81	11.84			
Progressiva		-5.19	-5.00	-4.65	-2.50	0.00	2.50	2.55	3.20	4.64
Dislivelli		0.00	-0.25	0.00	1.53	0.02	-1.19	-1.18	-0.98	0.00

Sezione: 50064
 Progressiva: 600.000
 Q. Progetto: 952.237

Scala H 1/200.00
 Scala V 1/200.00

947.00

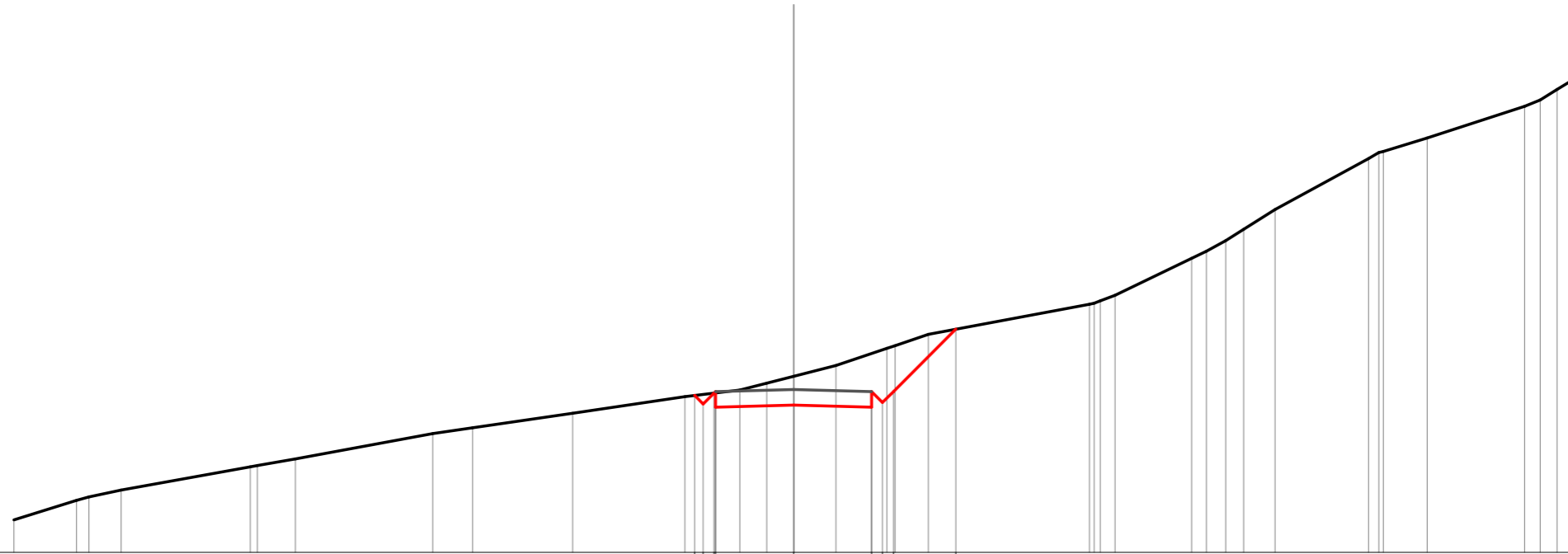



Quote			951.10	950.89	951.24	951.67	951.74	951.67	951.92	952.17	954.30
Parziali			0.35	0.93	2.50	2.50	0.35	0.35	2.13		
Sviluppata Par.			0.49	1.32	2.50	2.50	0.49	0.49	3.01		
Sviluppata			0.00	0.28	0.78	2.09	4.60	7.10	8.09	11.09	
Progressiva			-3.98	-3.78	-3.43	-2.50	0.00	2.50	2.55	3.20	5.33
Dislivelli			0.00	-0.26	0.00	0.68	-0.46	-1.49	-1.28	-1.28	0.00

Sezione: 50065
 Progressiva: 610.000
 Q. Progetto: 954.224

Scala H 1/200.00
 Scala V 1/200.00

949.00

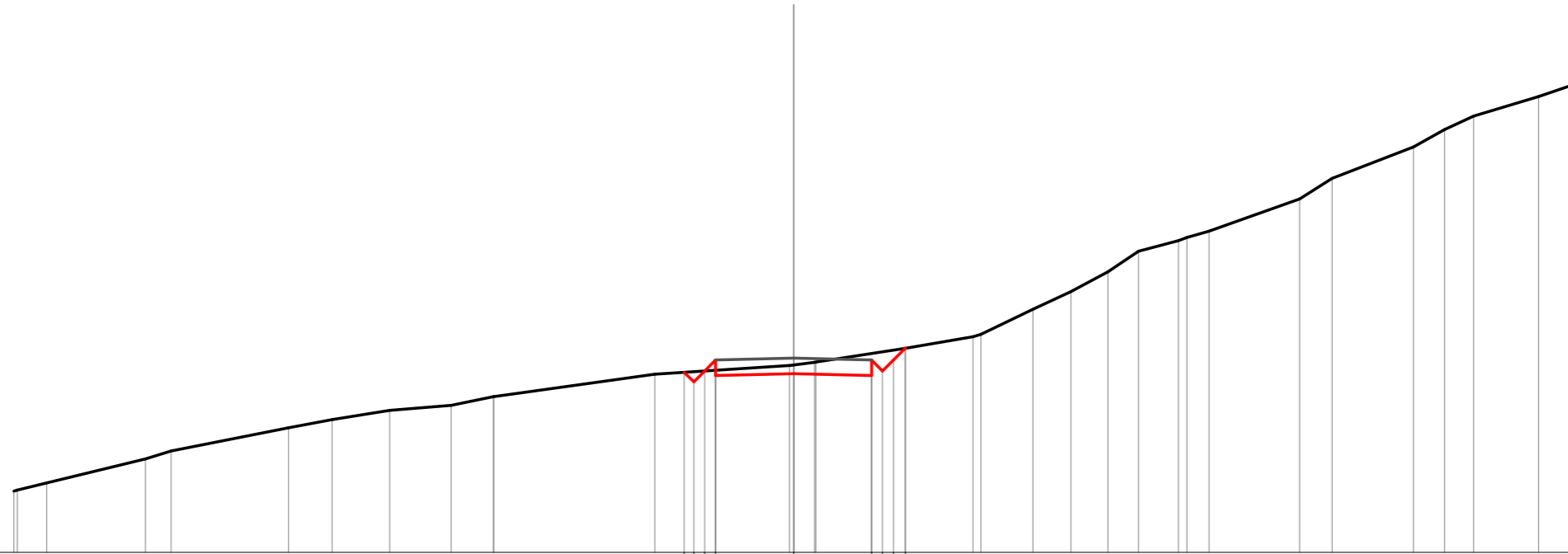


Quote			954.04	953.76	953.66	953.72	953.66	953.61	954.16	956.16
Parziali			0.35	0.35	2.50	2.50	0.35	0.35	2.00	
Sviluppata Par.			0.35	0.49	2.50	2.50	0.49	0.49	2.83	
Sviluppata			0.00	0.39	0.96	3.46	5.96	6.45	9.78	
Progressiva			-3.17	-2.90	-2.50	0.00	2.50	2.55	3.20	5.20
Dislivelli			-0.00	-0.31	0.04	-0.93	-1.72	-1.69	-1.43	0.00

Sezione: 50066
 Progressiva: 620.000
 Q. Progetto: 956.235

Scala H 1/200.00
 Scala V 1/200.00

950.00

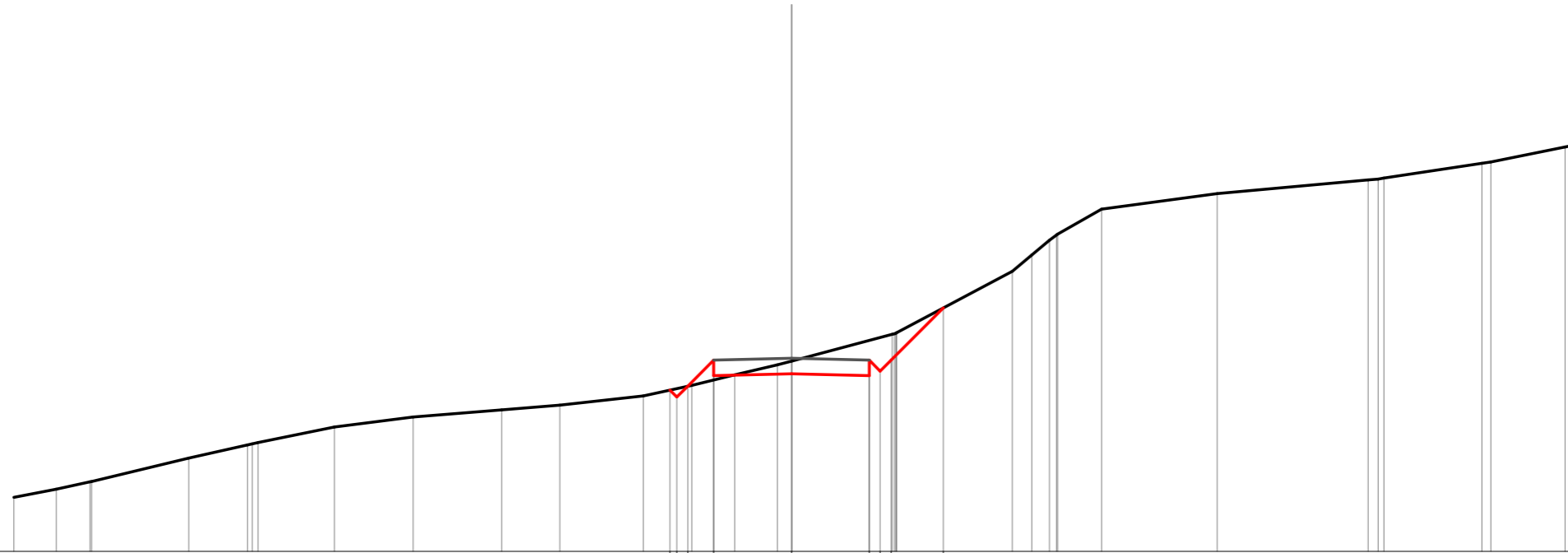


Quote		955.78	955.47	955.82	955.67		955.73		955.67	955.87	956.56
Parziali		0.31	0.33	0.33	0.33	2.50		2.50	0.35	0.35	0.38
Sviluppata Par.		0.62	0.66	0.66	0.66	2.50		2.50	0.49	0.49	0.54
Sviluppata		0.00	0.43	0.93	1.42		3.92		6.42	7.47	7.95
Progressiva		-3.51	-3.20	-2.85	-2.50		0.00		2.50	2.85	3.28
Dislivelli		0.00	-0.33	0.00	0.33		-0.28		-0.71	-0.32	-0.00

Sezione: 50067
 Progressiva: 630.000
 Q. Progetto: 958.210

Scala H 1/200.00
 Scala V 1/200.00

952.00

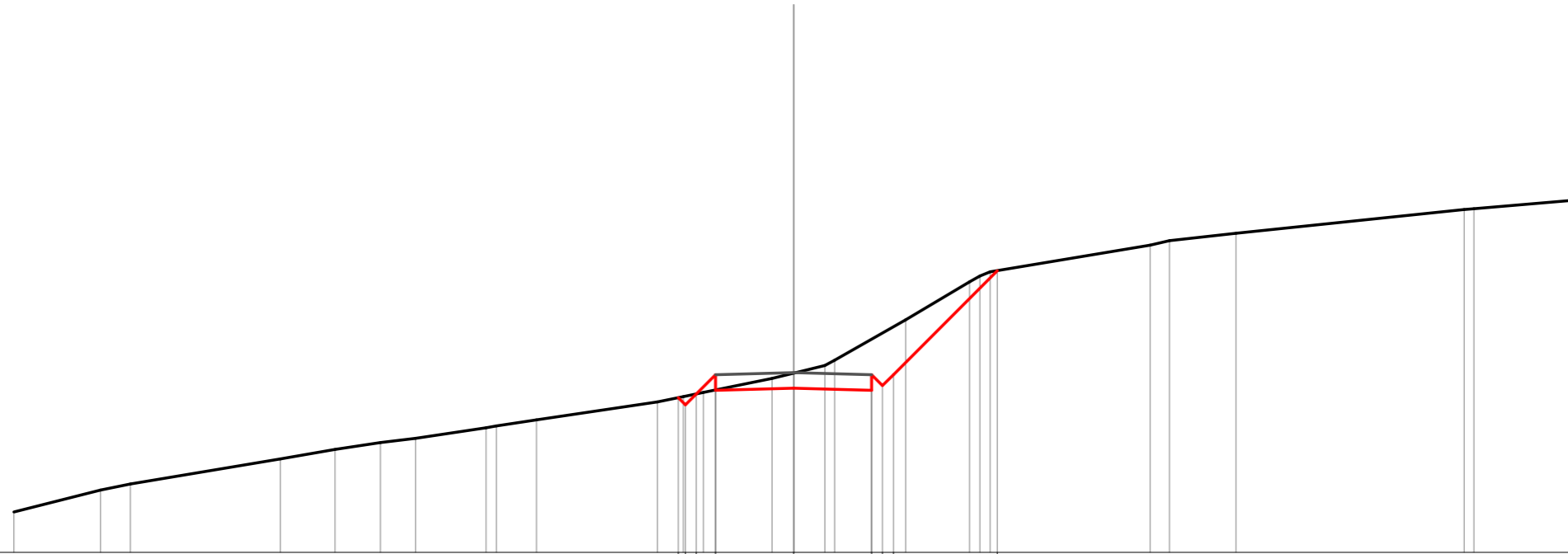


Quote				957.19	956.96	957.31	957.65	957.71	957.65	957.90	956.15	959.82
Parziali				0.35	0.35	0.84	2.50	2.50	0.35	0.35	1.68	
Sviluppata Par.				0.35	0.49	1.18	2.50	2.50	0.49	0.49	2.37	
Sviluppata				0.00	0.32	0.81	1.99	4.50	7.00	7.49	10.36	
Progressiva				-3.91	-3.69	-3.34	-2.50	0.00	2.50	2.55	3.20	4.88
Dislivelli				0.00	-0.27	0.00	0.64	-0.41	-1.14	-1.06	-0.82	0.00

Sezione: 50068
 Progressiva: 640.000
 Q. Progetto: 959.767

Scala H 1/200.00
 Scala V 1/200.00

954.00

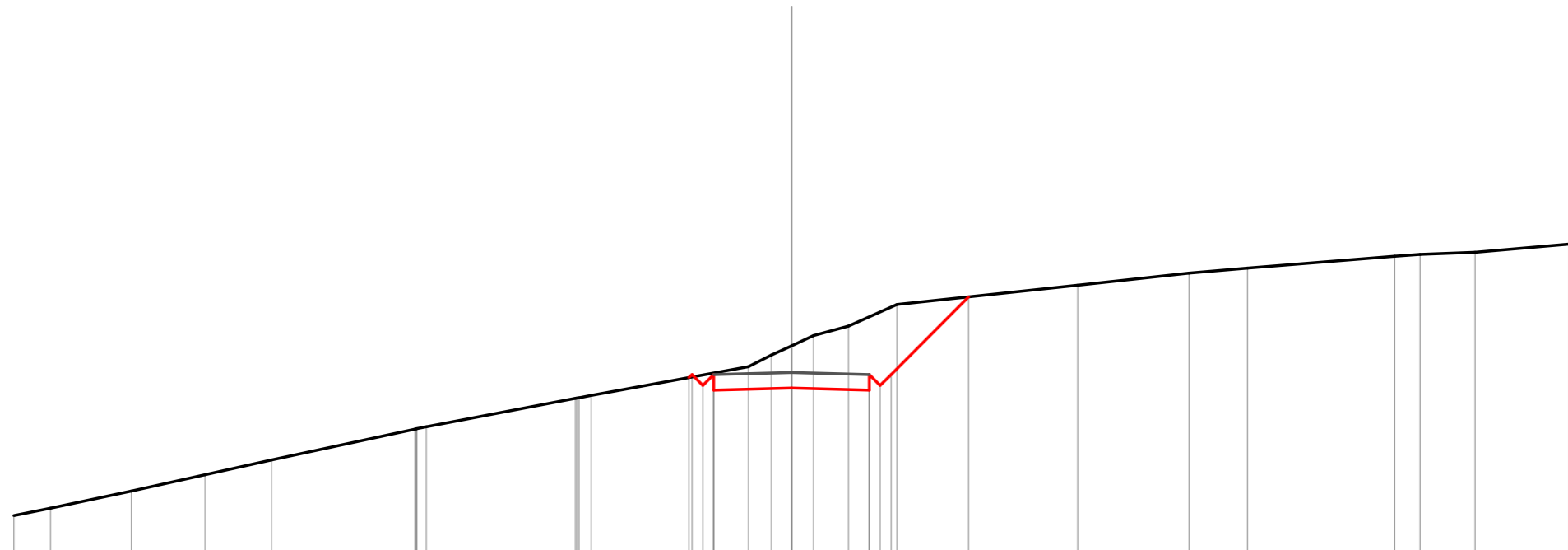


Quote		958.96	958.73	958.06	959.20	959.27	959.20	959.95	959.70	963.04
Parziali		0.00	0.35	0.62	2.50	2.50	0.35	0.35	3.34	
Sviluppata Par.		0.00	0.49	0.88	2.50	2.50	0.49	0.49	4.72	
Sviluppata		0.00	0.33	0.96	4.20	4.20	6.70	7.69	12.41	
Progressiva		-3.70	-3.47	-2.50	0.00	0.00	2.50	3.20	6.54	
Dislivelli		0.00	-0.28	-0.00	0.49	-0.49	-1.63	-1.68	-1.53	0.00

Sezione: 50069
 Progressiva: 650.000
 Q. Progetto: 960.810

Scala H 1/200.00
 Scala V 1/200.00

955.00
 ▽

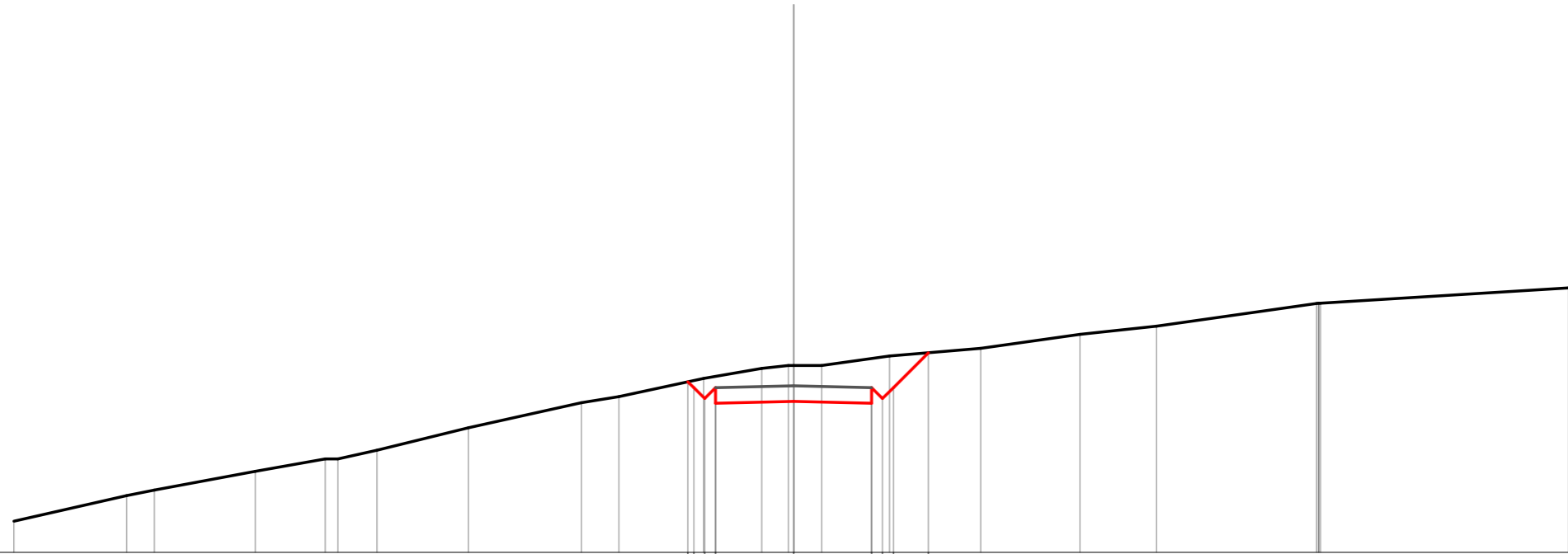


Quote				960.65	960.75	960.80	960.25	960.31	960.25	960.70	960.75	963.25
Parziali				0.10	0.10	0.05	2.50	2.50	0.35	0.35	2.50	
Sviluppata Par.				0.45	0.45	0.40	2.50	2.50	0.49	0.49	3.53	
Sviluppata				0.00	0.14	0.63	1.13	3.63	6.13	6.92	7.12	10.65
Progressiva				-3.30	-3.20	-2.85	-2.50	0.00	2.50	2.55	3.20	5.70
Dislivelli				-0.00	0.08	-0.33	-0.05	-1.36	-2.36	-2.39	-2.17	-0.00

Sezione: 50070
 Progressiva: 660.000
 Q. Progetto: 961.349

Scala H 1/200.00
 Scala V 1/200.00

956.00

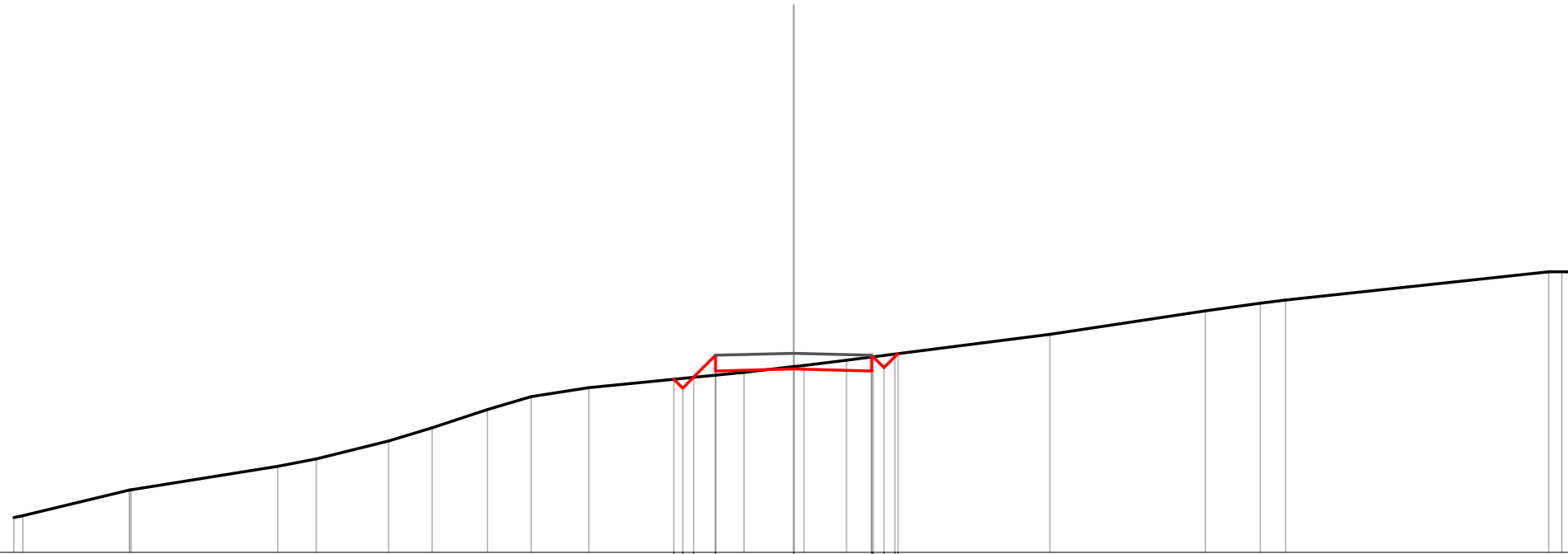


Quote		961.47	961.29	960.94	960.79	960.85	960.79	960.94	961.29	962.41
Parziali		0.00	0.35	0.49	0.35	2.50	2.50	0.35	0.35	1.12
Sviluppata Par.		0.00	0.49	0.49	0.49	2.50	2.50	0.49	0.49	1.58
Sviluppata		0.00	0.27	0.76	1.26	3.76	6.26	7.25	8.83	
Progressiva		-3.39	-3.20	-2.85	-2.50	0.00	2.50	2.85	3.20	4.32
Dislivelli		0.00	-0.23	-0.65	-0.36	-1.15	-1.43	-1.33	-1.02	0.00

Sezione: 50071
 Progressiva: 670.000
 Q. Progetto: 961.387

Scala H 1/200.00
 Scala V 1/200.00

955.00

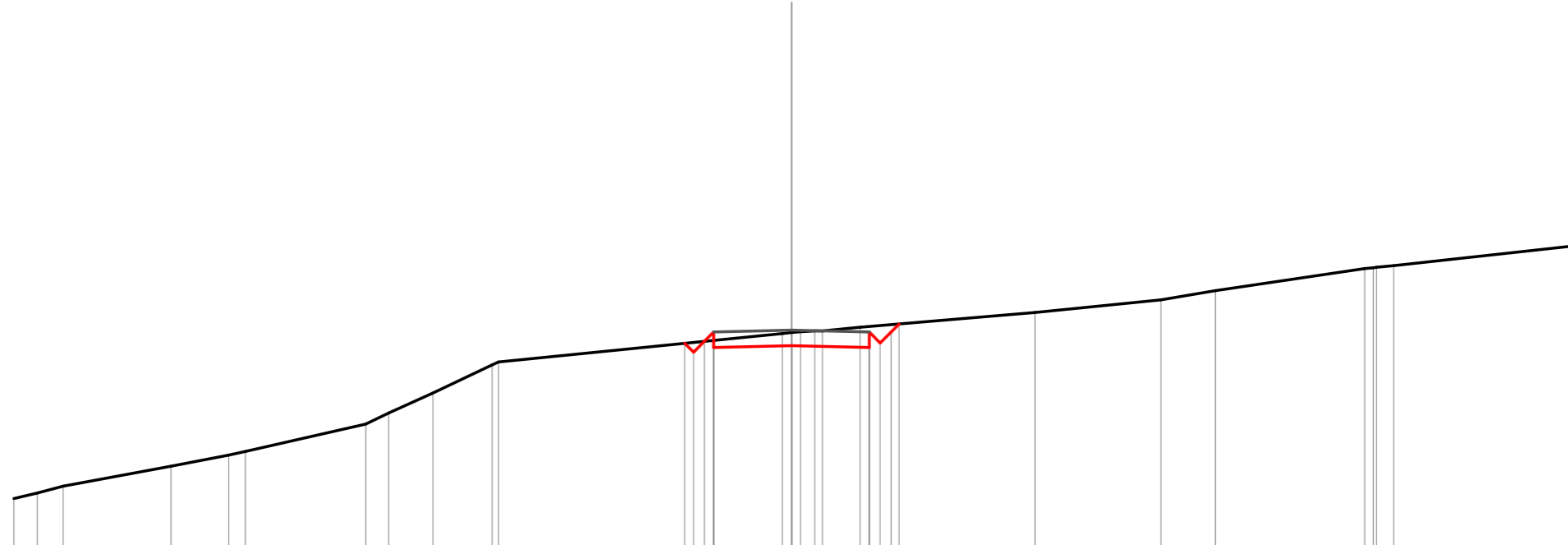



Quote			960.56	960.57	960.62	960.82	960.89	960.82	961.38
Parziali			0.00	0.01	0.35	0.70	2.50	2.50	0.35
Sviluppata Par.			0.41	0.49	0.99	2.50	2.50	0.49	0.49
Sviluppata			0.00	0.41	0.90	1.89	4.39	6.90	6.96
Progressiva			-3.84	-3.55	-3.20	-2.50	0.00	2.50	3.35
Dislivelli			-0.00	-0.32	0.00	0.63	-0.08	-0.45	0.00

Sezione: 50072
 Progressiva: 680.000
 Q. Progetto: 961.023

Scala H 1/200.00
 Scala V 1/200.00

954.00

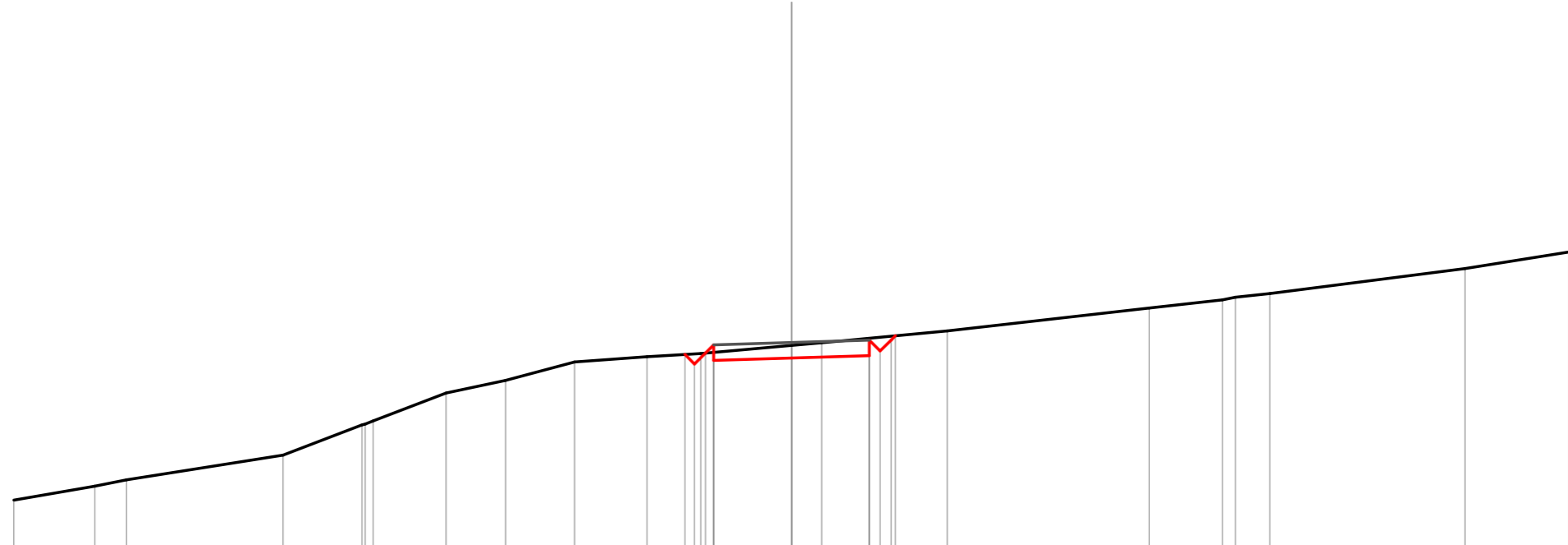



Quote		960.60	960.31	960.46	960.52	960.46	960.61	961.22
Parziali		0.00	0.35	2.50	2.50	0.35	0.35	0.36
Sviluppata Par.		0.00	0.49	2.50	2.50	0.49	0.49	0.36
Sviluppata		0.00	0.40	0.90	3.82	6.32	7.31	7.67
Progressiva		-3.43	-3.15	-2.50	0.00	2.50	2.85	3.46
Dislivelli		-0.00	-0.31	0.27	-0.42	-0.68	-0.56	-0.00

Sezione: 50073
 Progressiva: 690.000
 Q. Progetto: 960.625

Scala H 1/200.00
 Scala V 1/200.00

954.00

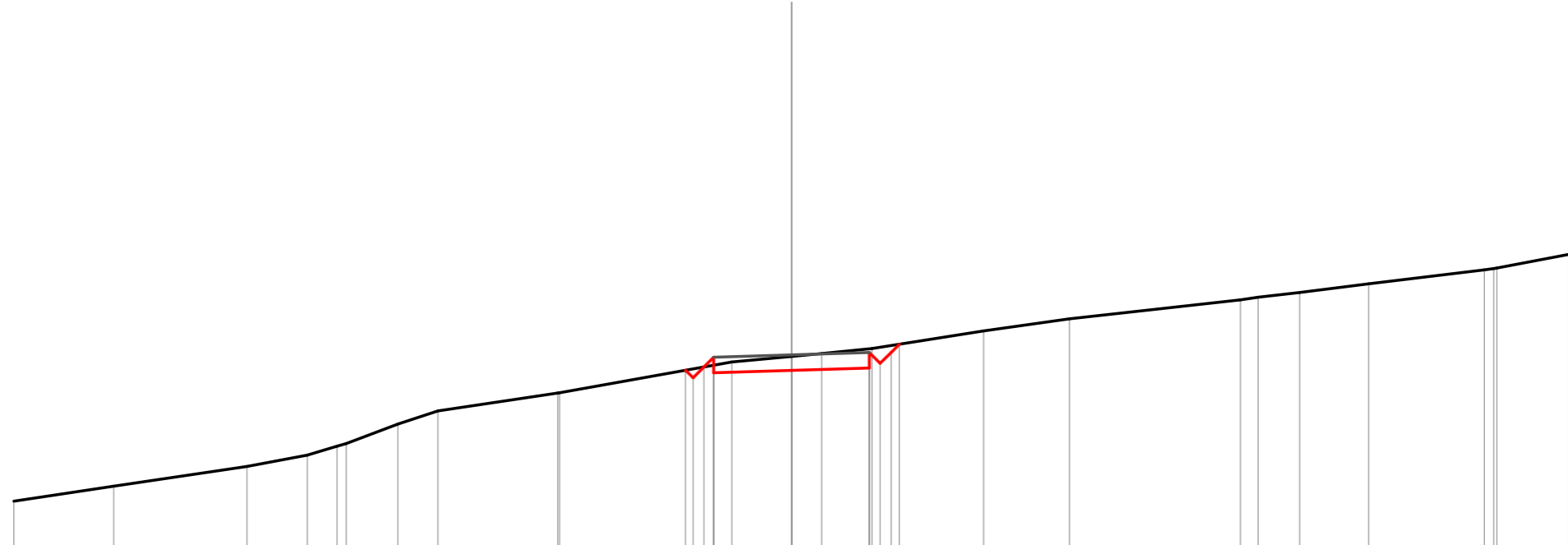



Quote				960.24	959.93	960.05		960.13		960.20	960.35	960.84	
Parziali				0.31	0.35	0.31	2.50		2.50	0.35	0.35		
Sviluppata Par.				0.43	0.49	0.39	2.50		2.50	0.49	0.49		
Sviluppata				0.00	0.43	0.93	3.81		6.31	7.30	7.50		
Progressiva				-3.43	-3.12	-2.50		0.00		2.50	2.55		3.34
Dislivelli				0.00	-0.33	0.24		-0.40		-0.56	-0.44		0.00

Sezione: 50074
 Progressiva: 700.000
 Q. Progetto: 960.227

Scala H 1/200.00
 Scala V 1/200.00

954.00

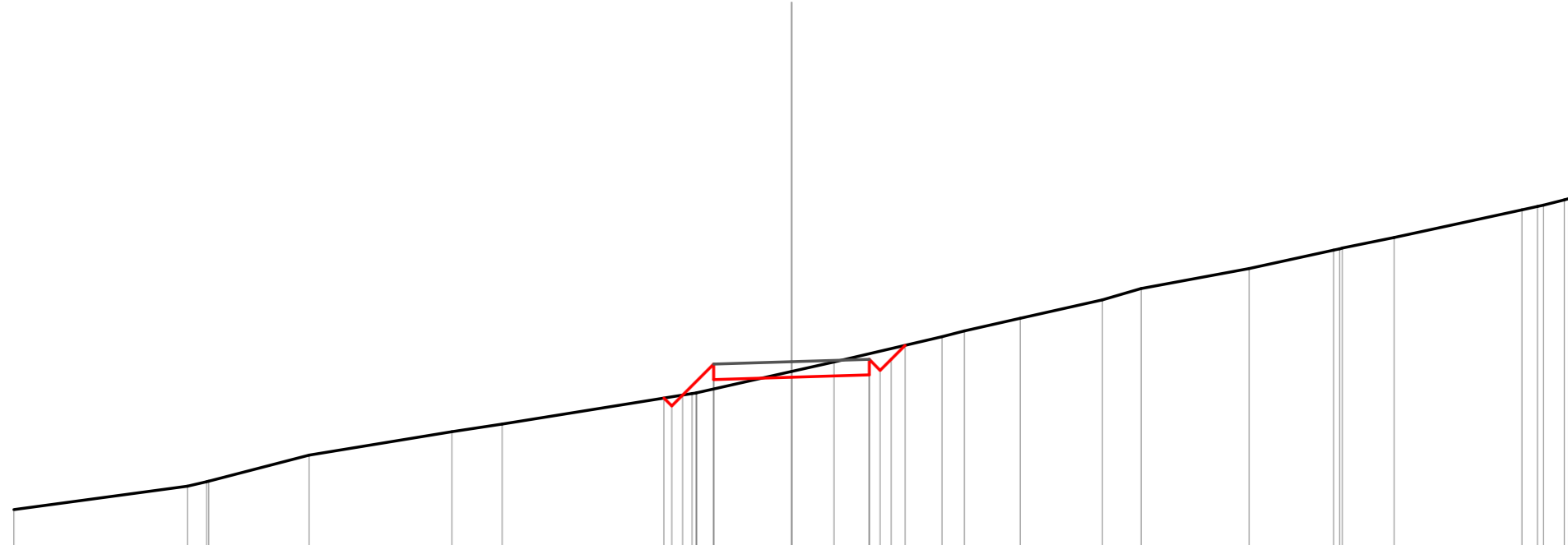



Quote		959.73	959.49	959.65	959.73	959.80	959.95	960.57
Parziali		0.34	0.35	2.50	2.50	0.35	0.35	0.37
Sviluppata Par.		0.34	0.49	2.50	2.50	0.49	0.49	0.38
Sviluppata		0.00	0.34	0.84	3.78	6.28	7.27	7.65
Progressiva		-3.41	-3.16	-2.50	0.00	2.50	2.85	3.47
Dislivelli		0.00	-0.29	0.26	-0.45	-0.62	-0.52	-0.00

Sezione: 50075
 Progressiva: 710.000
 Q. Progetto: 960.005

Scala H 1/200.00
 Scala V 1/200.00

954.00

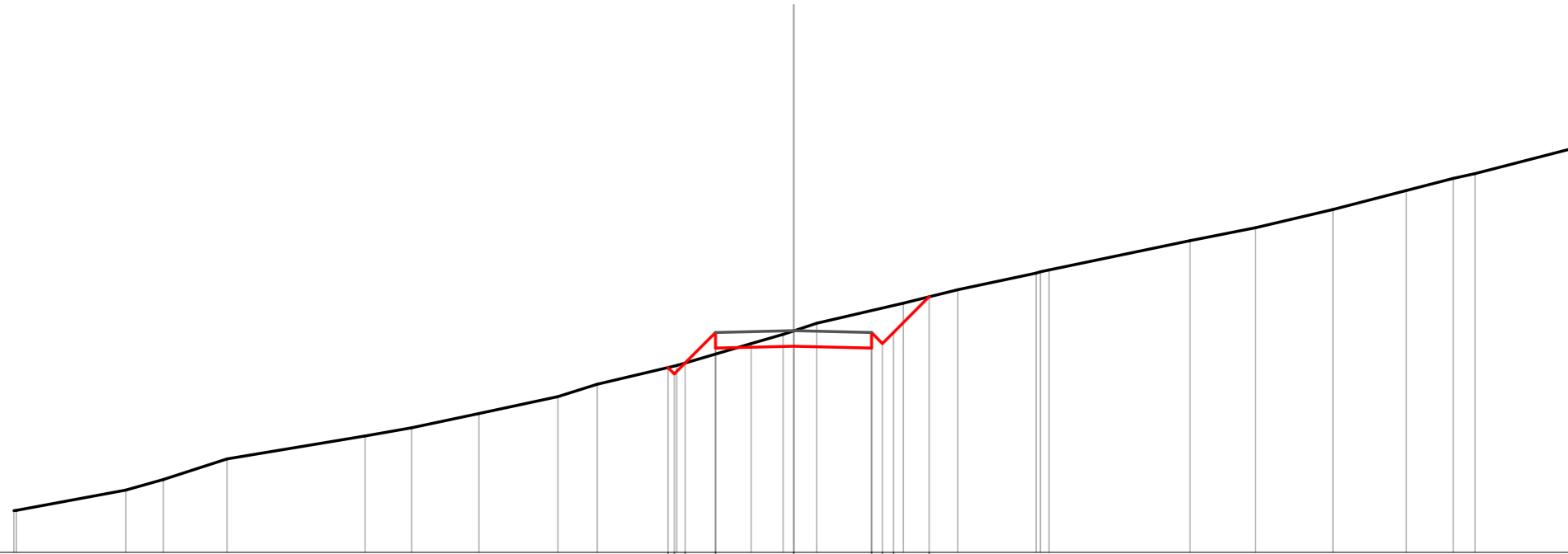



Quote		958.84	958.69	958.53	959.43	959.51	959.58	959.78	960.53
Parziali		0.35	1.00	2.50	2.50	0.35	0.35	0.45	
Sviluppata Par.		0.39	1.41	2.50	2.50	0.49	0.49	0.64	
Sviluppata		0.00	0.36	0.85	2.26	4.77	7.27	8.26	8.90
Progressiva		-4.10	-3.65	-3.50	-2.50	0.00	2.50	2.55	3.65
Dislivelli		0.00	-0.29	0.00	0.80	-0.19	-0.68	-0.32	-0.00

Sezione: 50076
 Progressiva: 720.000
 Q. Progetto: 960.116

Scala H 1/200.00
 Scala V 1/200.00

953.00
 ▽

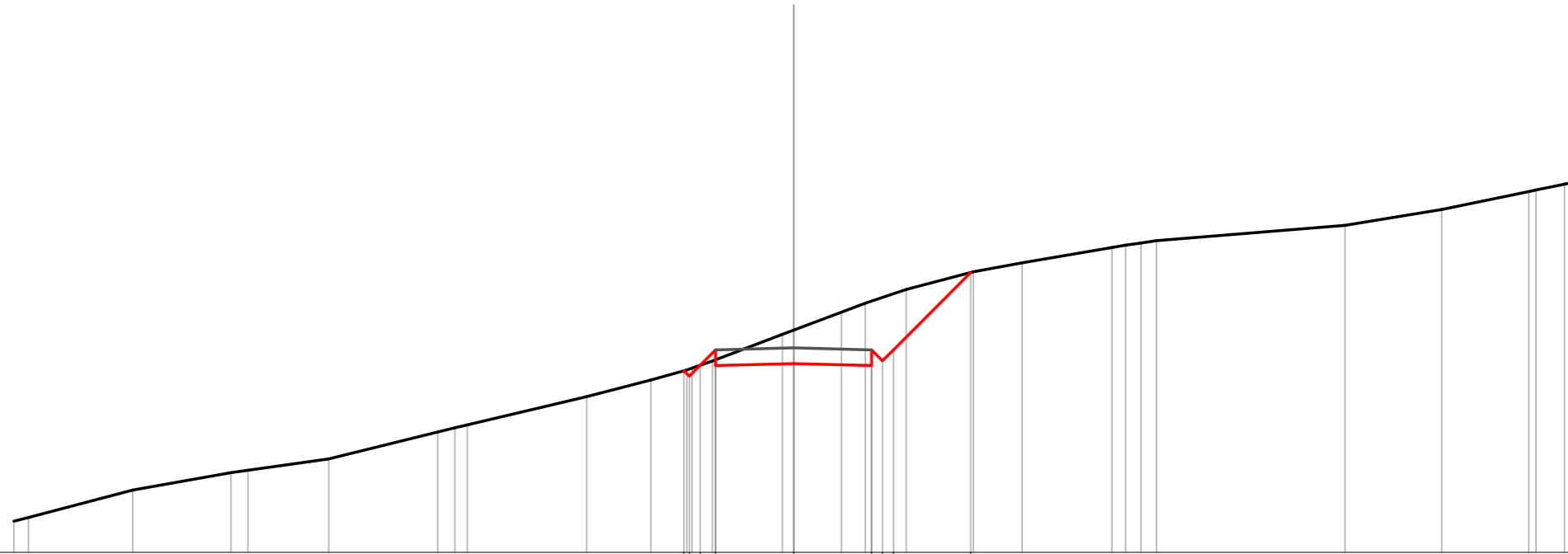


Quote			958.83	958.73	959.08	959.55	959.62	959.55	959.70	960.09	961.20
Parziali			0.35	0.97	2.50	2.50	0.35	0.35	1.15		
Sviluppata Par.			0.49	1.38	2.50	2.50	0.49	0.49	1.63		
Sviluppata			0.00	0.29	0.78	2.16	4.66	7.16	8.15	9.78	
Progressiva			-4.03	-3.62	-3.47	-2.50	0.00	2.50	2.55	3.20	4.35
Dislivelli			0.00	-0.25	0.00	0.69	-0.49	-1.21	-1.14	-0.87	0.00

Sezione: 50077
 Progressiva: 730.000
 Q. Progetto: 960.561

Scala H 1/200.00
 Scala V 1/200.00

954.00

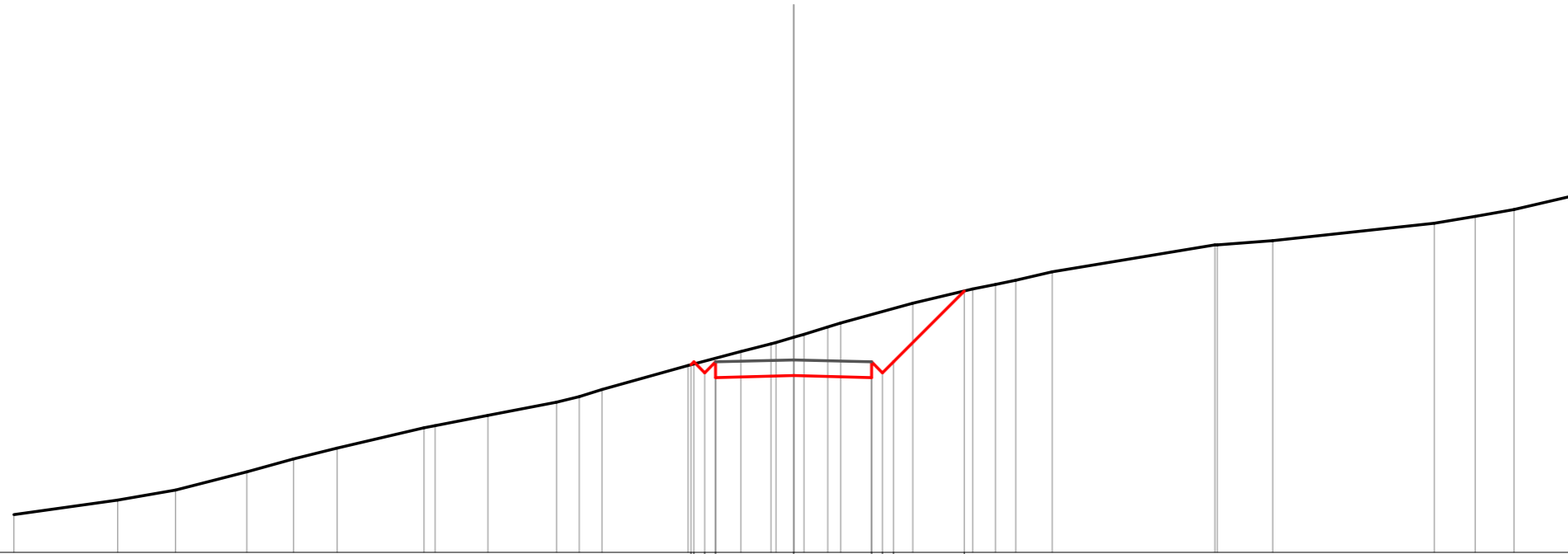


Quote				959.83	959.66	960.01	960.00		960.06		960.00	960.15	960.50		962.88
Parziali				0.35	0.49	0.74	0.49	2.50	2.50	0.35	0.35	0.35	2.48		
Sviluppata Par.				0.49	0.70	1.44	0.49	2.50	2.50	0.49	0.49	0.49	3.51		
Sviluppata				0.00	0.25	0.74	1.44	3.94	6.44	6.44	6.44	7.43	10.94		
Progressiva				-3.52	-3.34	-2.99	-2.50	0.00	2.50	2.50	2.50	3.20	5.68		
Dislivelli				0.00	-0.23	0.00	0.32	-1.07	-2.07	-2.04	-1.80	0.00			

Sezione: 50078
 Progressiva: 740.000
 Q. Progetto: 961.175

Scala H 1/200.00
 Scala V 1/200.00

955.00
 ▽

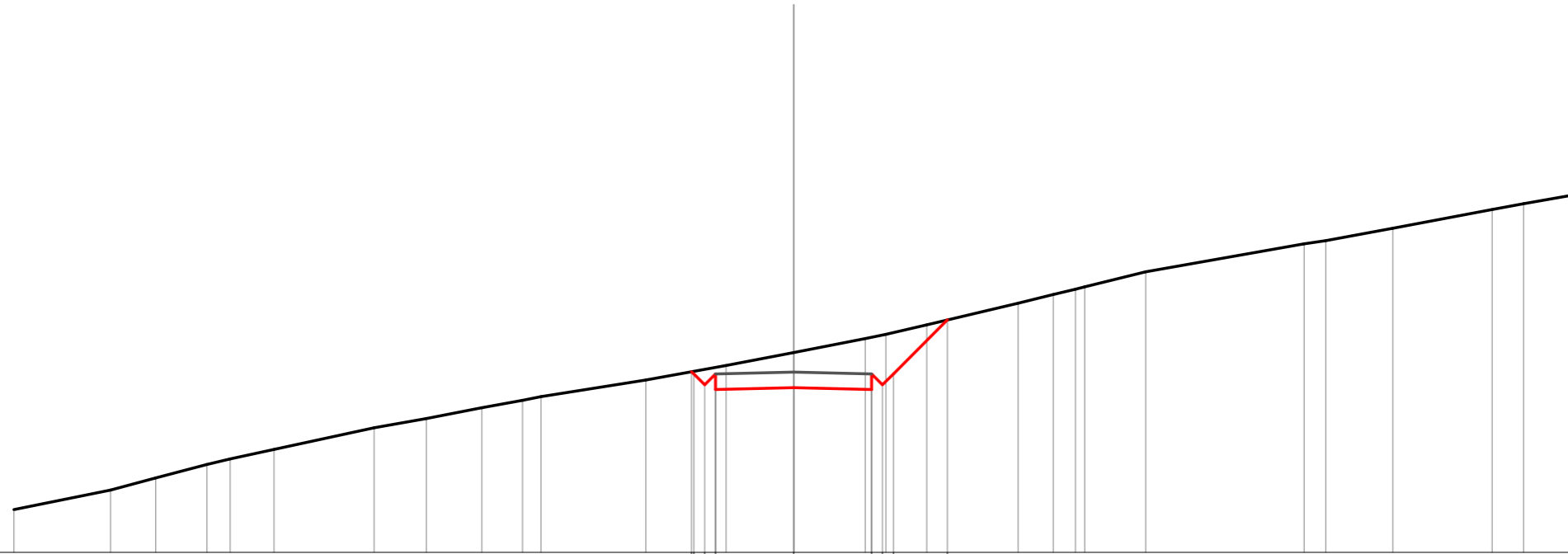


Quote		961.02	961.11	960.76	960.61	960.68	960.61	960.76	961.11	963.39
Parziali		0.00	0.09	0.35	2.50	2.50	0.35	0.35	2.27	
Sviluppata Par.		0.49	0.49	2.50	2.50	0.49	0.49	3.22		
Sviluppata		0.00	0.12	0.62	1.11	3.62	6.12	9.91	7.11	10.32
Progressiva		-3.29	-3.20	-2.85	-2.50	0.00	2.50	2.55	3.20	5.47
Dislivelli		-0.00	0.08	-0.38	-0.12	-1.23	-2.02	-1.97	-1.72	0.00

Sezione: 50079
 Progressiva: 750.000
 Q. Progetto: 961.789

Scala H 1/200.00
 Scala V 1/200.00

956.00

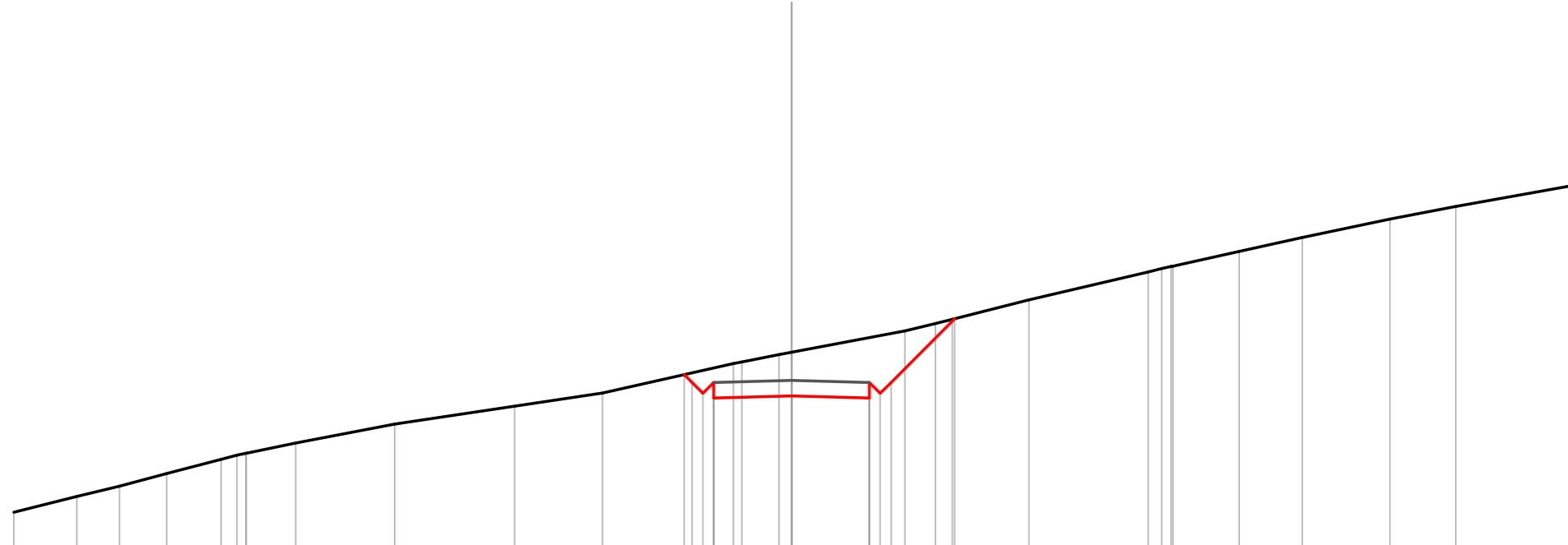


Quote		961.80	961.73	961.23	961.29	961.23	961.23	961.23	961.23	963.16
Parziali		0.45	0.35	2.50	2.50	0.35	0.35	1.73		
Sviluppata Par.		0.45	0.49	2.50	2.50	0.49	0.49	2.45		
Sviluppata		0.00	0.10	0.60	1.09	3.59	6.09	7.08	9.54	
Progressiva		-3.27	-3.20	-2.85	-2.50	0.00	2.50	2.55	3.20	4.93
Dislivelli		0.00	-0.08	-0.09	-0.21	-1.13	-1.67	-1.90	-1.33	-0.00

Sezione: 50080
 Progressiva: 760.000
 Q. Progetto: 962.403

Scala H 1/200.00
 Scala V 1/200.00

957.00

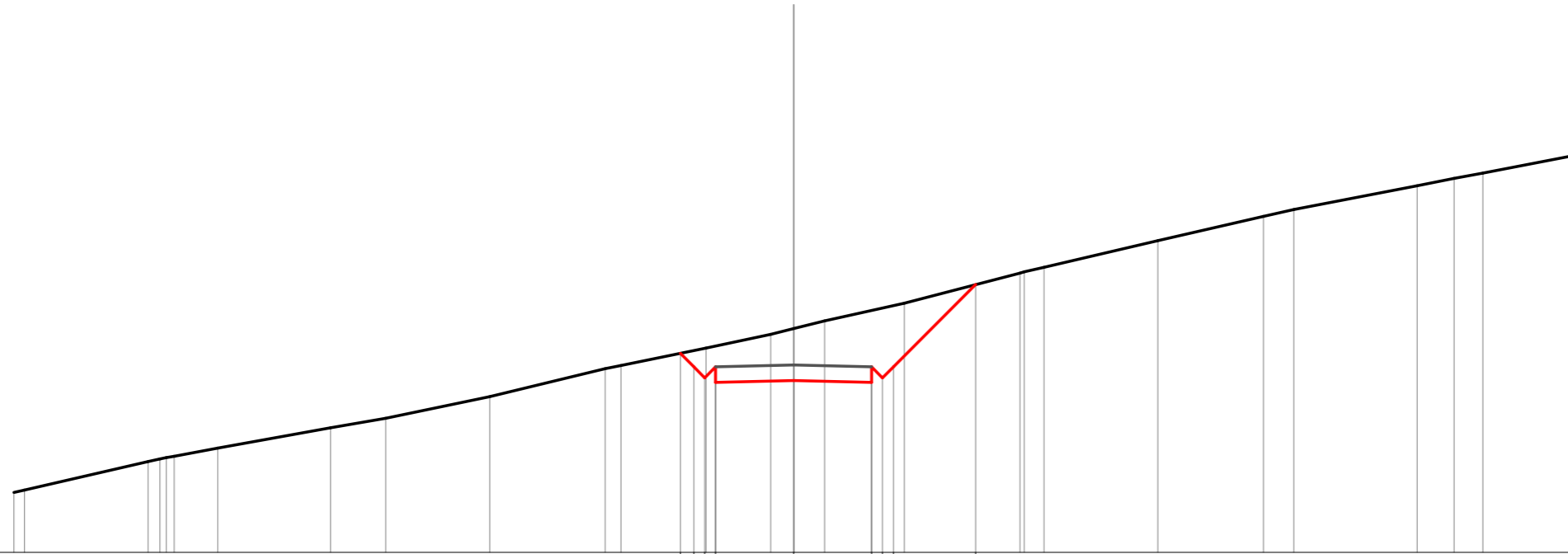


Quote		962.59	962.54	961.99	961.84	961.84	961.99	962.34	964.39	
Parziali		0.00	0.36	0.85	1.35	2.50	2.50	0.35	0.35	2.05
Sviluppata Par.		0.00	0.49	0.49	1.35	2.50	2.50	0.49	0.49	2.90
Sviluppata		0.00	0.36	0.85	1.35	3.85	3.85	6.35	7.34	10.24
Progressiva		-3.45	-3.20	-2.85	-2.50	0.00	0.00	2.00	2.55	5.25
Dislivelli		-0.00	-0.31	-0.74	-0.47	-1.41	-1.41	-1.94	-1.86	0.00

Sezione: 50081
 Progressiva: 770.000
 Q. Progetto: 963.016

Scala H 1/200.00
 Scala V 1/200.00

957.00
 ▽

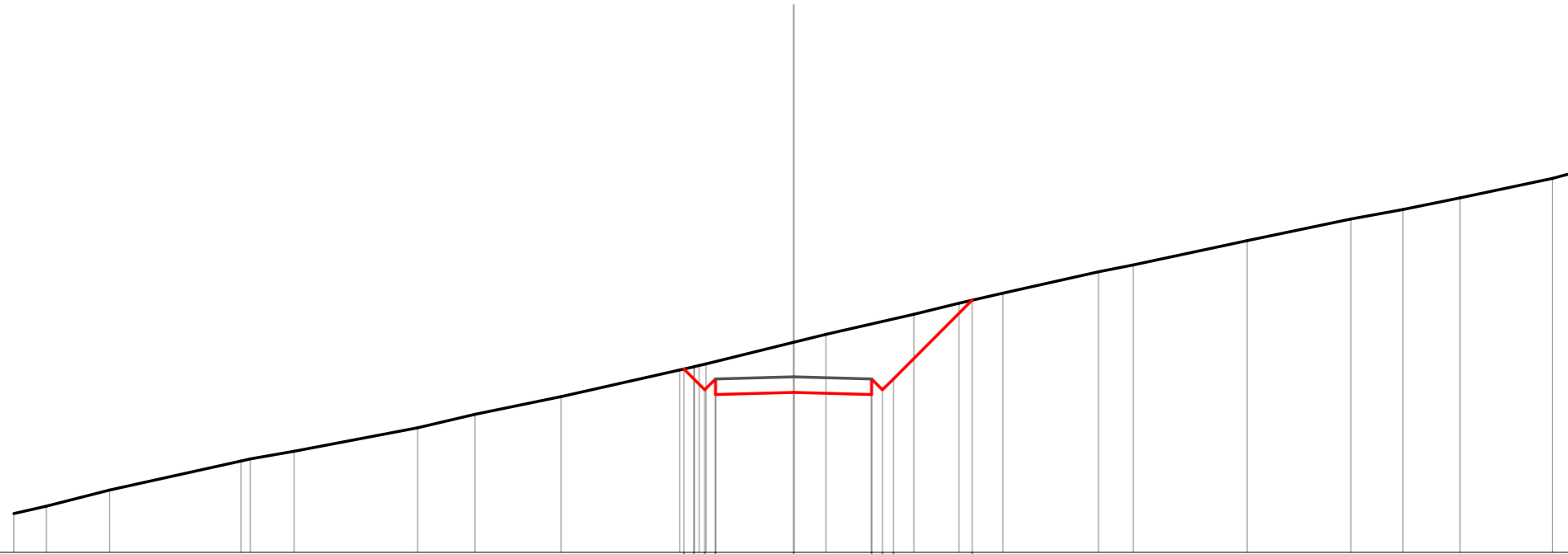


Quote		963.39	962.95	962.60	962.45	962.52	962.45	962.99	965.60
Parziali		0.43	0.43	0.35	0.35	2.50	2.50	0.35	2.64
Sviluppata Par.		0.61	0.49	0.49	0.49	2.50	2.50	0.49	3.74
Sviluppata		0.00	0.61	1.11	1.60	4.10	6.60	7.59	11.33
Progressiva		-3.63	-3.20	-2.85	-2.50	0.00	2.50	3.20	5.84
Dislivelli		-0.00	-0.52	-0.94	-0.67	-1.67	-2.31	-1.97	-0.00

Sezione: 50082
 Progressiva: 780.000
 Q. Progetto: 963.630

Scala H 1/200.00
 Scala V 1/200.00

958.00

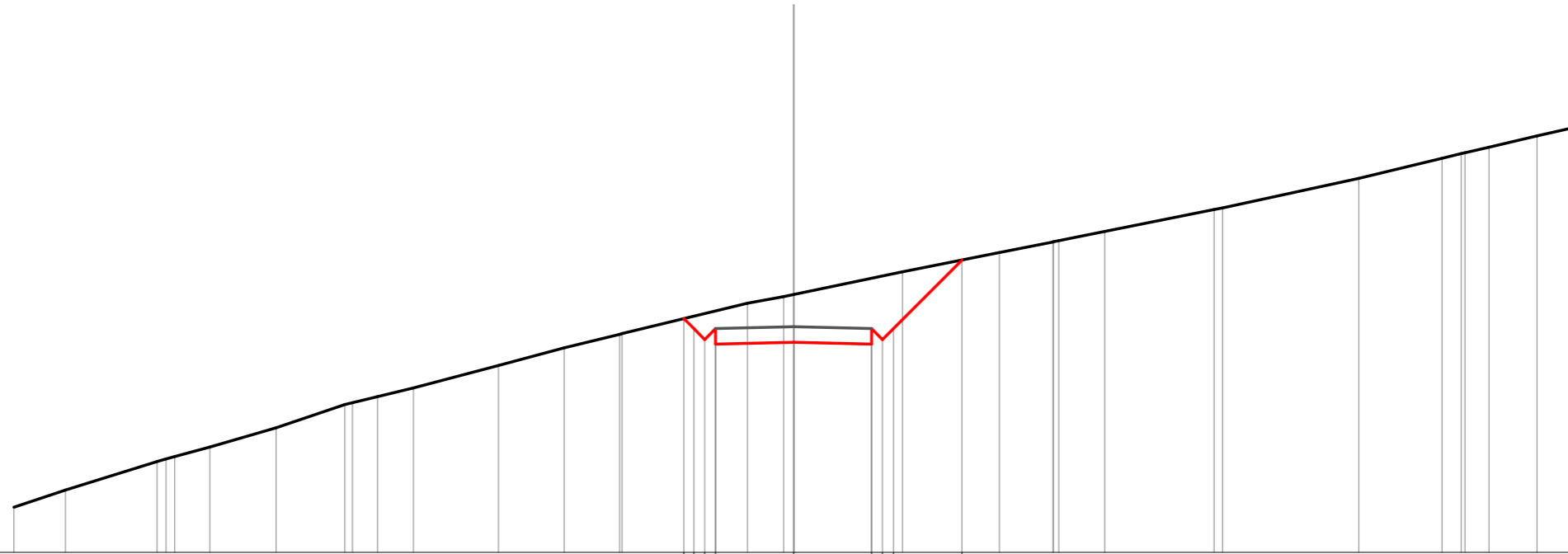


Quote			963.89	963.57	963.22	963.07		963.13		963.07	963.57	966.10
Parziali			0.32	0.35	0.35	2.50		2.50		0.35	0.35	2.53
Sviluppata Par.			0.66	0.70	0.70	2.50		2.50		0.49	0.49	3.57
Sviluppata			0.00	0.45	0.95	1.44		3.94		6.44	7.43	11.01
Progressiva			-3.52	-3.20	-2.85	-2.50		0.00		2.50	3.20	5.73
Dislivelli			0.00	-0.39	-0.83	-0.56		-1.61		-2.26	-1.92	0.00

Sezione: 50083
 Progressiva: 790.000
 Q. Progetto: 964.244

Scala H 1/200.00
 Scala V 1/200.00

957.00

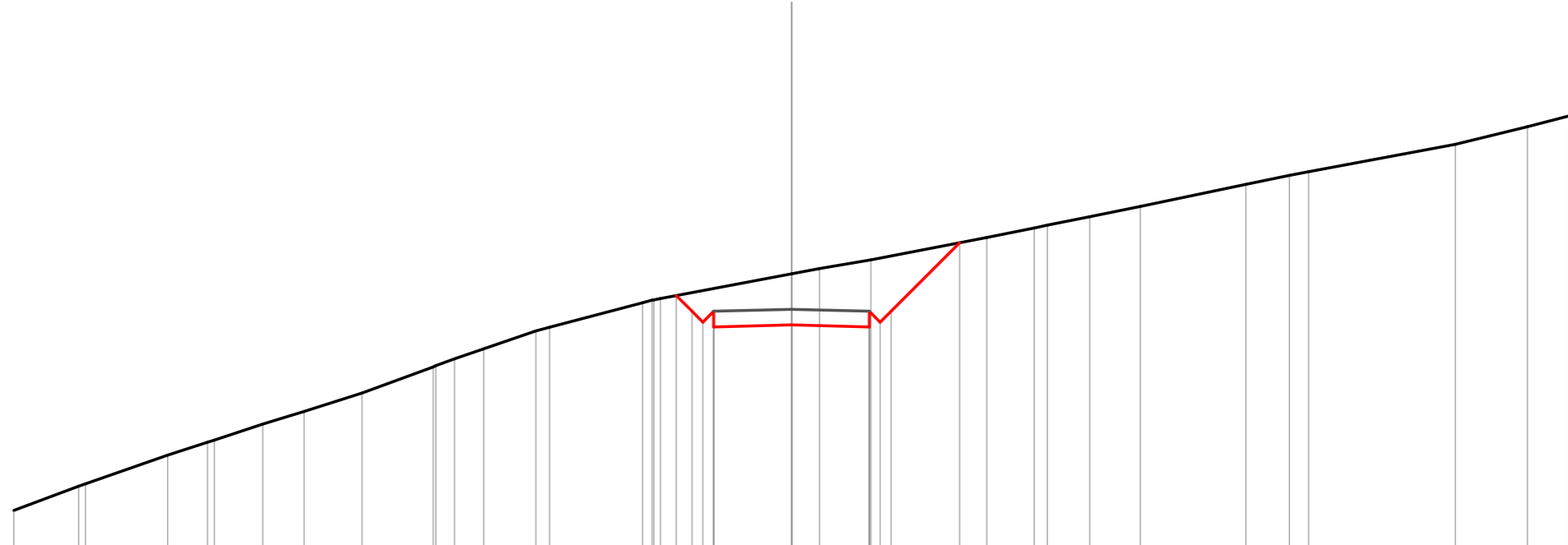


Quote		964.50	964.18	963.83	963.68	963.74	963.68	963.83	964.18	966.38
Parziali		0.00	0.32	0.35	0.15	2.50	2.50	0.35	0.35	2.20
Sviluppata Par.		0.00	0.32	0.49	0.49	2.50	2.50	0.49	0.49	3.11
Sviluppata		0.00	0.45	0.95	1.44	3.94	6.44	9.94	7.43	10.54
Progressiva		-3.52	-3.20	-2.85	-2.50	0.00	2.50	5.00	7.50	9.70
Dislivelli		0.00	-0.40	-0.83	-0.57	-1.53	-2.11	-2.03	-1.76	-0.00

Sezione: 50084
 Progressiva: 800.000
 Q. Progetto: 964.690

Scala H 1/200.00
 Scala V 1/200.00

957.00

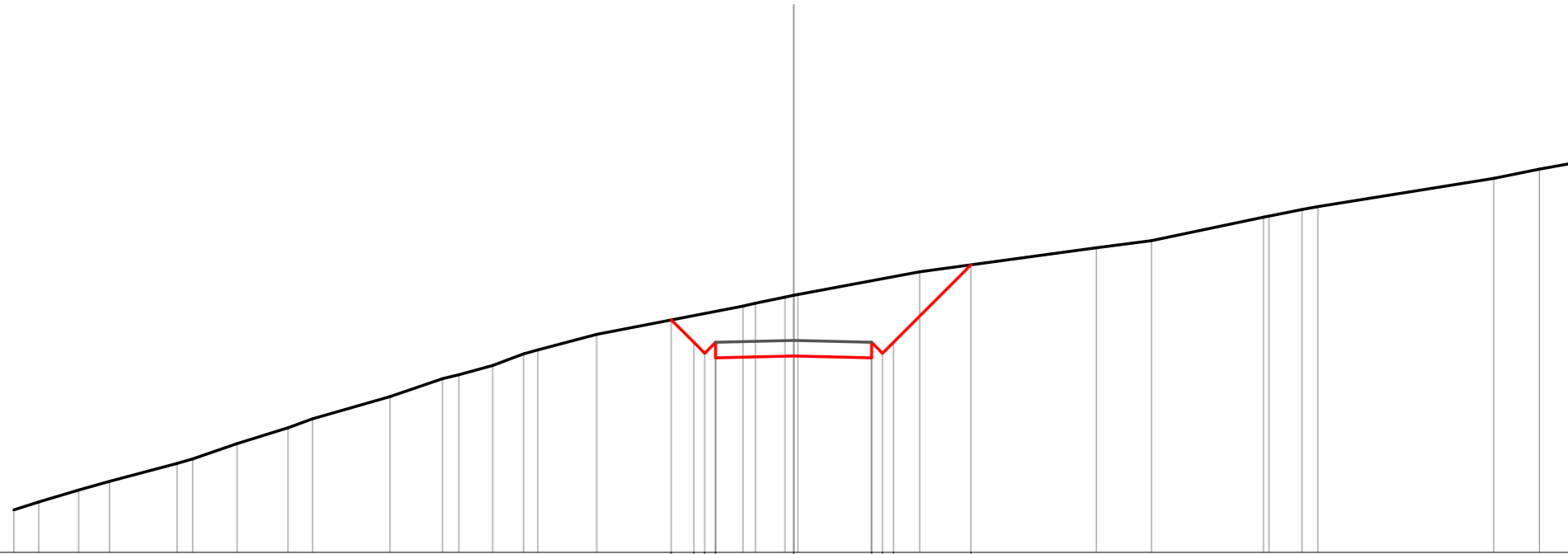


Quote				965.13	964.63	964.28	964.13	964.19	964.13	964.63	966.83
Parziali				0.51	2.50	2.50	0.35	2.20			
Sviluppata Par.				0.72	2.50	2.50	0.49	3.12			
Sviluppata				0.00	4.21	4.21	6.71	10.82			
Progressiva				-3.71	0.00	0.00	2.50	5.40			
Dislivelli				0.00	-1.64	-1.64	-2.15	-0.00			

Sezione: 50085
 Progressiva: 810.000
 Q. Progetto: 964.803

Scala H 1/200.00
 Scala V 1/200.00

958.00

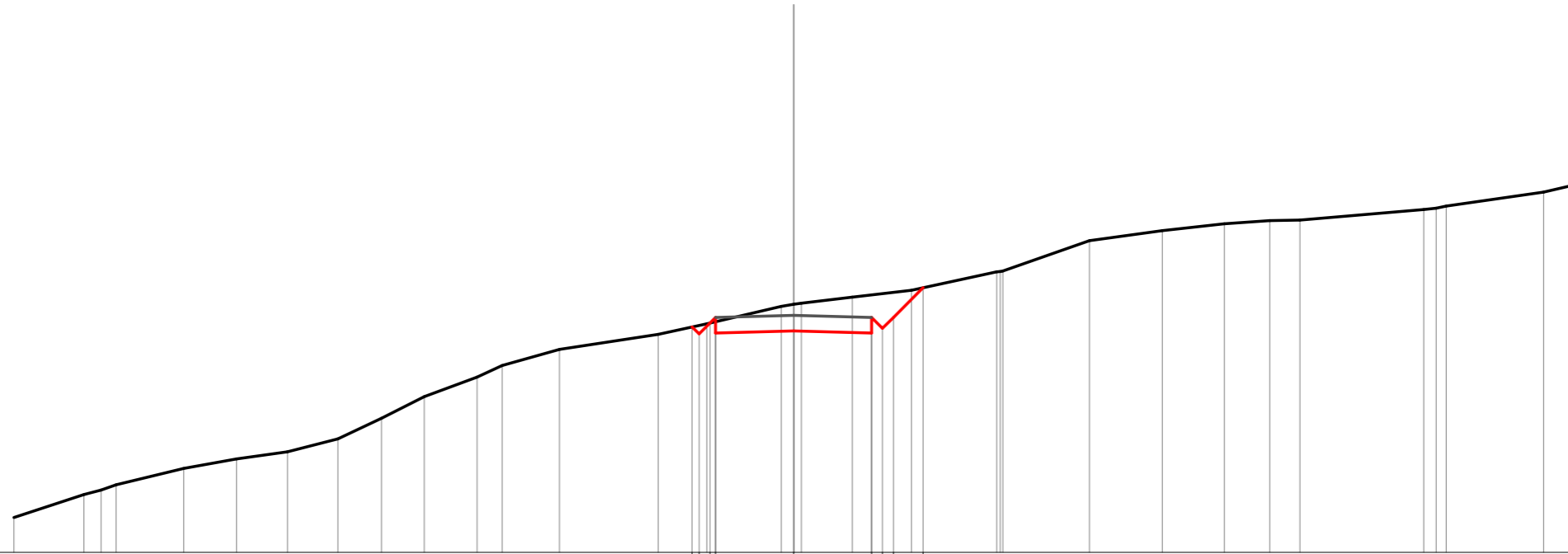


Quote				965.46	964.74	964.39	964.24		964.30		964.24	964.39	964.74		967.22
Parziali				0.72	0.35	0.35		2.50	2.50		0.35	0.35		2.48	
Sviluppata Par.				1.02	0.49	0.49		2.50	2.50		0.49	0.49		3.51	
Sviluppata				0.00	1.02	1.51	2.01		4.51		7.01	8.00		11.51	
Progressiva				-3.92	-3.20	-2.85	-2.50		0.00		2.50	2.85	3.20		5.68
Dislivelli				-0.00	-0.86	-1.28	-1.00		-1.94		-2.47	-2.39	-2.10		0.00

Sezione: 50086
 Progressiva: 820.000
 Q. Progetto: 964.603

Scala H 1/200.00
 Scala V 1/200.00

957.00

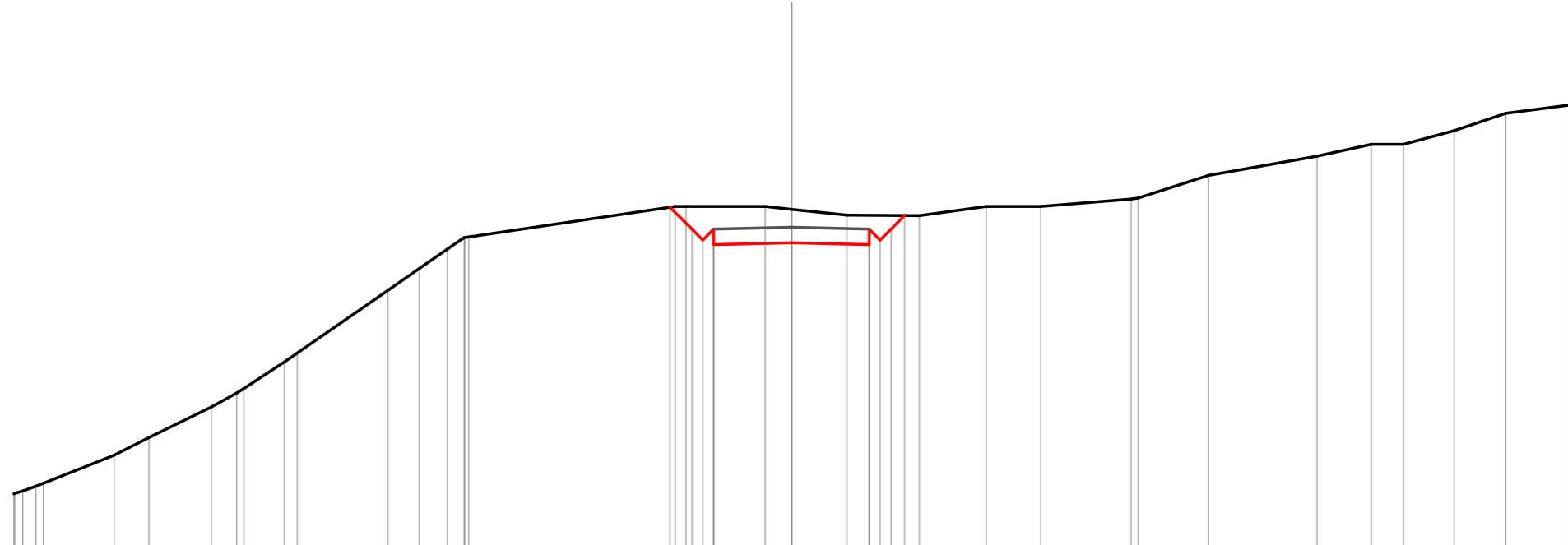



Quote		964.23	964.01	964.04	964.10	964.04	964.19	964.54	965.49
Parziali		0.00	0.32	0.35	2.50	2.50	0.35	0.35	0.95
Sviluppata Par.		0.00	0.49	0.35	2.50	2.50	0.49	0.49	1.35
Sviluppata		0.00	0.27	0.82	3.57	6.07	6.06	7.06	8.41
Progressiva		-3.25	-3.03	-2.50	0.00	2.50	2.55	3.20	4.15
Dislivelli		-0.00	-0.27	0.14	-0.86	-1.22	-1.11	-0.81	0.00

Sezione: 50087
 Progressiva: 830.000
 Q. Progetto: 964.334

Scala H 1/200.00
 Scala V 1/200.00

954.00

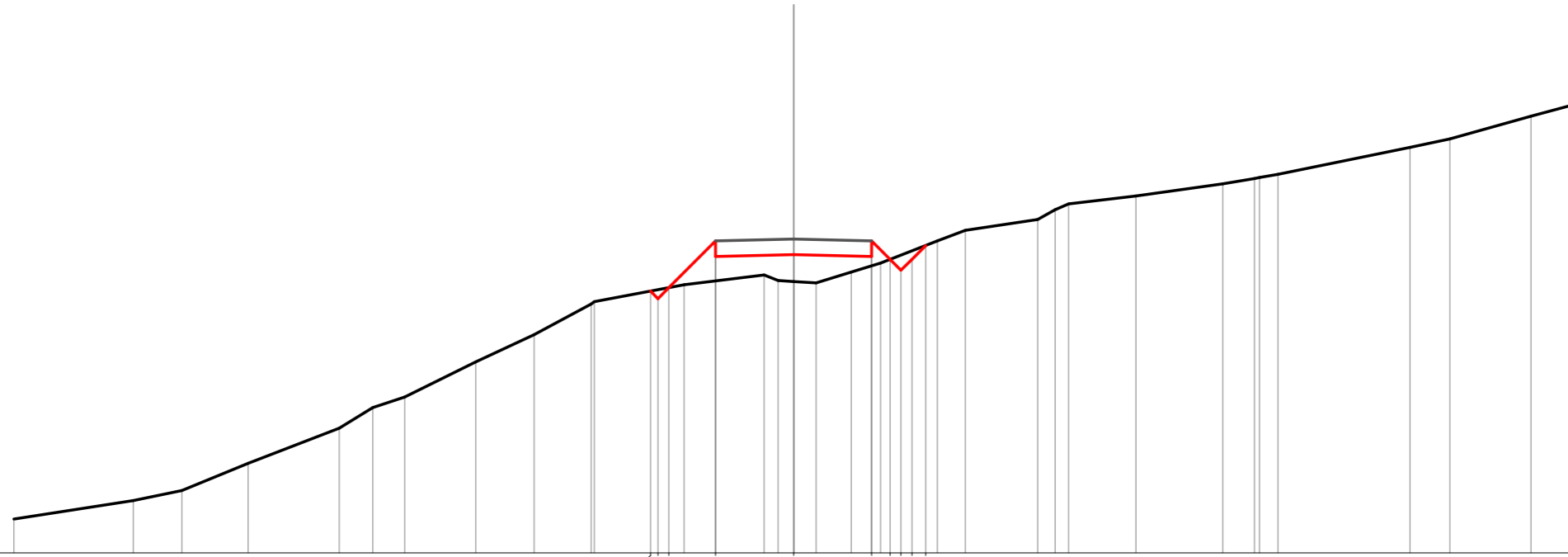



Quote		964.98	964.27	963.92	963.77		963.83		963.77	963.92	964.71
Parziali		0.70	0.49	0.35	2.50		2.50		0.35	0.35	0.44
Sviluppata Par.		1.00	0.49	0.35	2.50		2.50		0.49	0.62	
Sviluppata		0.00	1.00	1.49	1.99		4.49		6.99	7.98	8.60
Progressiva		-3.90	-3.20	-2.85	-2.50		0.00		2.50	2.85	3.64
Dislivelli		0.00	-0.73	-1.08	-0.73		-1.08		-0.95	-0.49	0.00

Sezione: 50088
 Progressiva: 840.000
 Q. Progetto: 964.065

Scala H 1/200.00
 Scala V 1/200.00

954.00

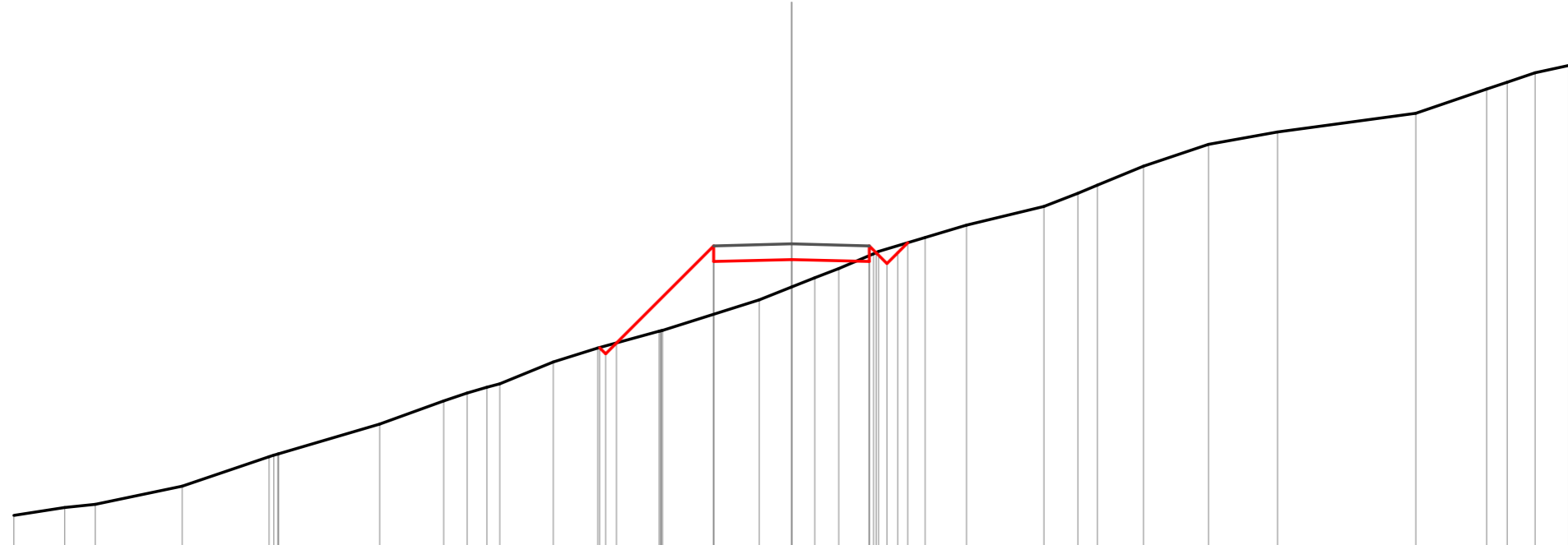



Quote		962.99	962.15	962.50	963.50	963.56	963.50	963.41	963.06	963.41	963.85
Parziali		0.34	0.35	1.50	2.50	2.50	0.59	0.35	0.35	0.44	
Sviluppata Par.		0.34	0.49	2.12	2.50	2.50	0.84	0.49	0.63		
Sviluppata		0.00	0.34	0.83	2.95	5.46	7.96	8.79	9.29	9.78	10.41
Progressiva		-4.59	-4.35	-4.00	-2.50	0.00	2.50	3.09	3.44	3.79	4.24
Dislivelli		0.00	-0.28	-0.00	1.28	0.86	0.30	0.00	-0.49	-0.27	-0.00

Sezione: 50089
 Progressiva: 850.000
 Q. Progetto: 963.796

Scala H 1/200.00
 Scala V 1/200.00

954.00

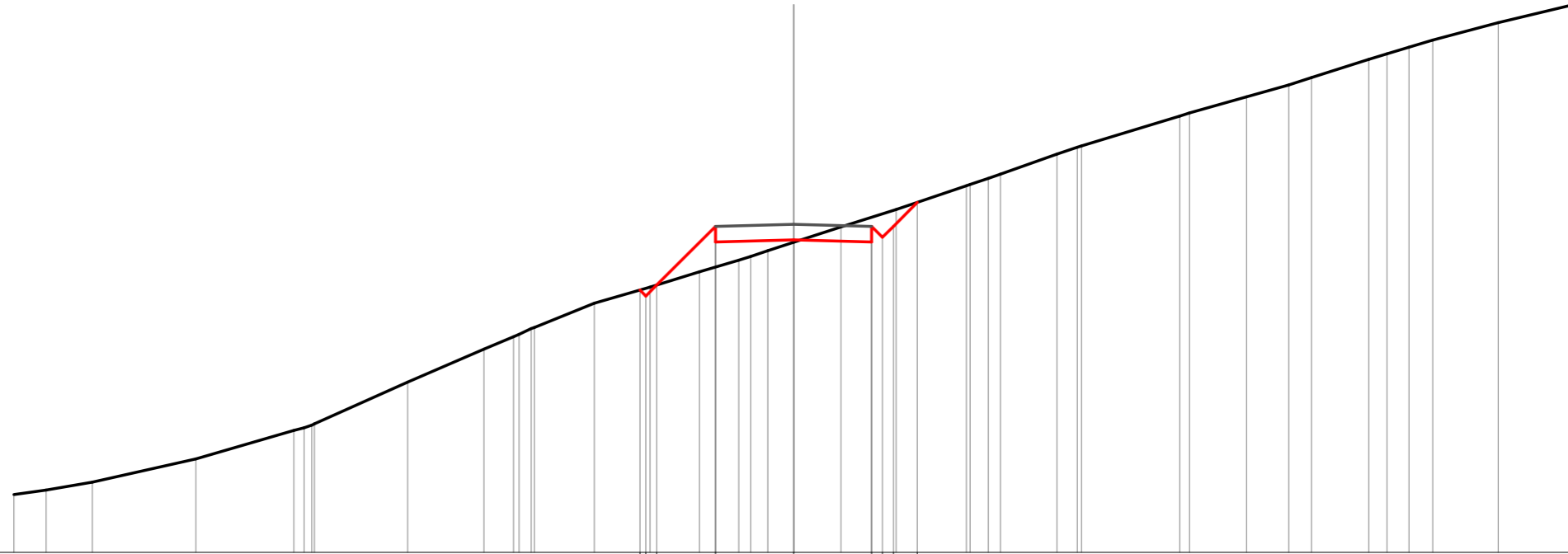



Quote		960.46	960.26	960.61		963.23	963.30		963.23	963.52	963.17	963.83
Parziali		0.35	3.12			2.50	2.50		0.32	0.35	0.32	
Sviluppata Par.		0.49	4.42			2.50	2.50		0.31	0.49	0.45	
Sviluppata		0.00	0.28	0.78		5.19	7.69		10.20	10.50	11.00	11.94
Progressiva		-6.17	-5.97	-5.62		-2.50	0.00		2.50	2.72	3.07	3.73
Dislivelli		0.00	-0.25	0.00		2.19	0.88		-0.19	0.00	-0.47	-0.00

Sezione: 50090
 Progressiva: 860.000
 Q. Progetto: 963.526

Scala H 1/200.00
 Scala V 1/200.00

953.00

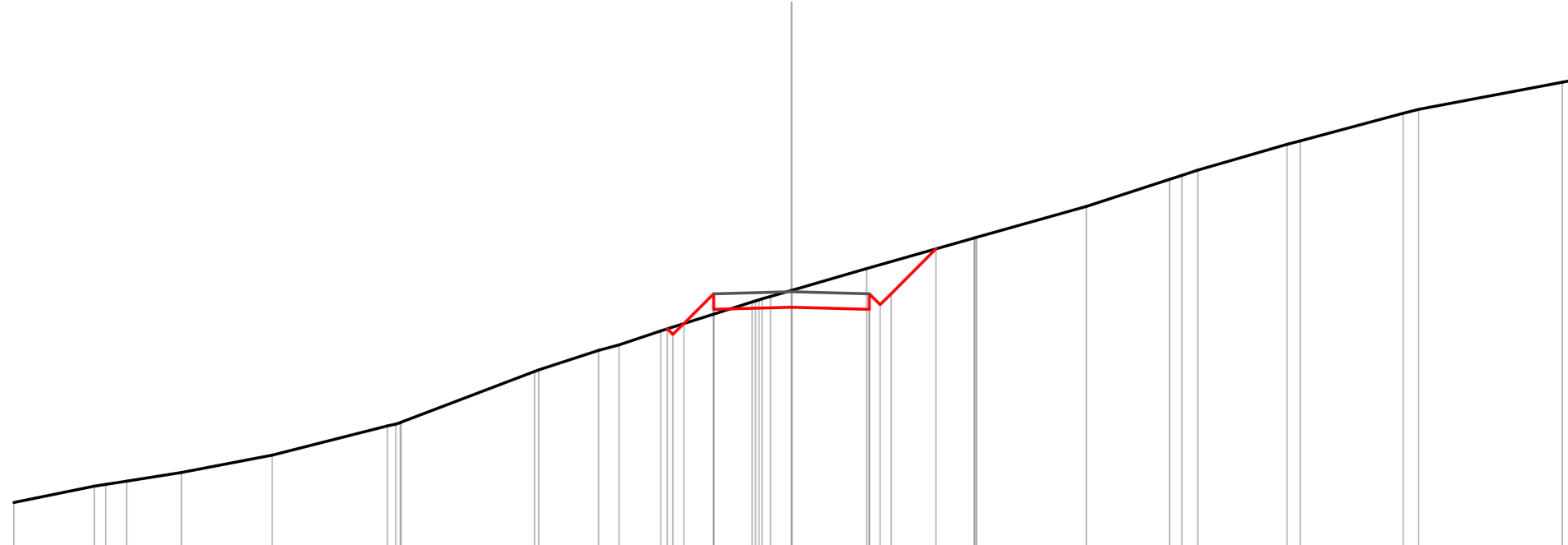


Quote		961.42	961.23	961.58	962.96	963.03	962.96	963.16	963.46	964.23
Parziali		0.35	1.89	2.50	2.50	0.35	0.35	0.76		
Sviluppata Par.		0.49	2.67	2.50	2.50	0.49	0.49	1.08		
Sviluppata		0.00	0.27	3.43	5.93	8.44	8.93	9.43	10.50	
Progressiva		-4.93	-4.74	-4.39	-2.50	0.00	2.50	2.85	3.20	3.96
Dislivelli		-0.00	-0.24	-0.00	1.31	0.08	-0.79	-0.75	-0.51	-0.00

Sezione: 50091
 Progressiva: 870.000
 Q. Progetto: 963.257

Scala H 1/200.00
 Scala V 1/200.00

955.00

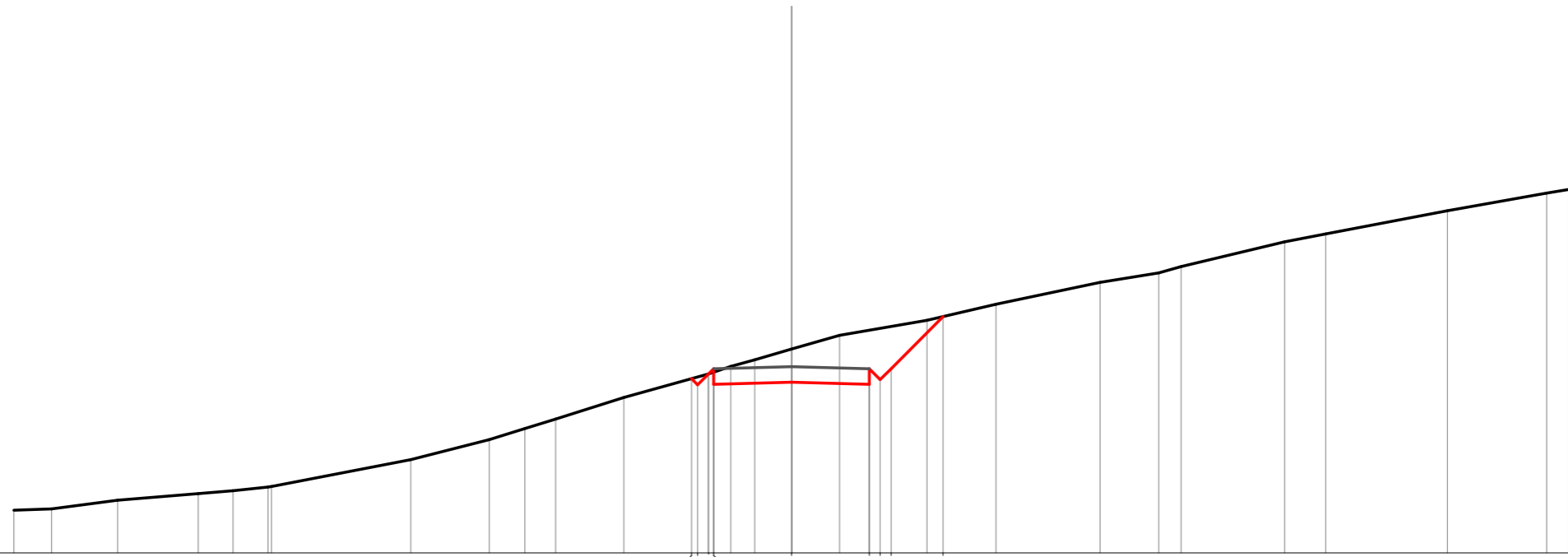



Quote			962.07	961.88	962.23	962.69	962.76	962.69	962.49	963.19	964.64
Parziali			0.35	0.96	2.50	2.50	0.35	0.35	1.44		
Sviluppata Par.			0.49	1.36	2.50	2.50	0.49	0.49	2.04		
Sviluppata			0.00	0.26	0.75	2.11	4.61	7.11	8.10	10.14	
Progressiva			-3.99	-3.81	-3.46	-2.50	0.00	2.50	2.55	3.20	4.64
Dislivelli			-0.00	-0.24	0.00	0.66	-0.54	-1.33	-1.28	-1.03	0.00

Sezione: 50092
 Progressiva: 880.000
 Q. Progetto: 962.988

Scala H 1/200.00
 Scala V 1/200.00

957.00
 ▽

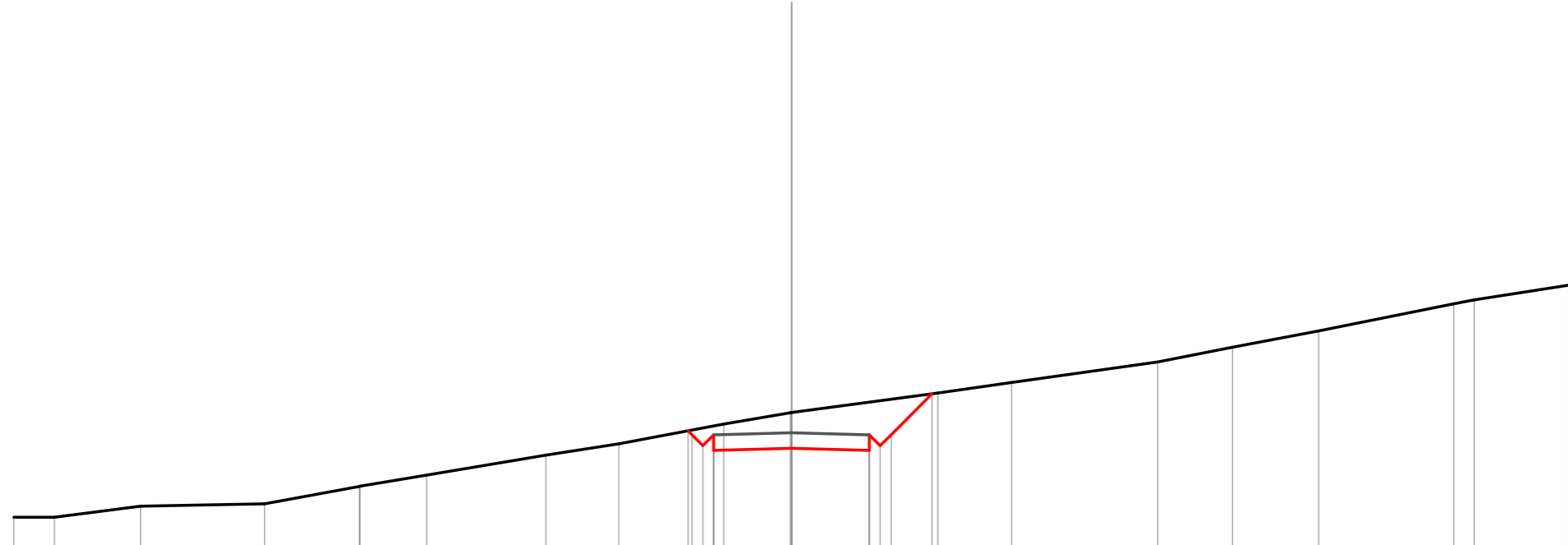


Quote		962.61	962.41	962.43	962.49	962.43	962.98	964.60
Parziali		0.35	2.50	2.50	0.35	1.67		
Sviluppata Par.		0.49	2.50	2.50	0.49	2.37		
Sviluppata		0.00	0.28	3.51	6.01	9.37		
Progressiva		-3.21	-2.50	0.00	2.50	4.87		
Dislivelli		0.00	0.11	-1.07	-1.74	0.00		

Sezione: 50093
 Progressiva: 890.000
 Q. Progetto: 962.719

Scala H 1/200.00
 Scala V 1/200.00

959.00

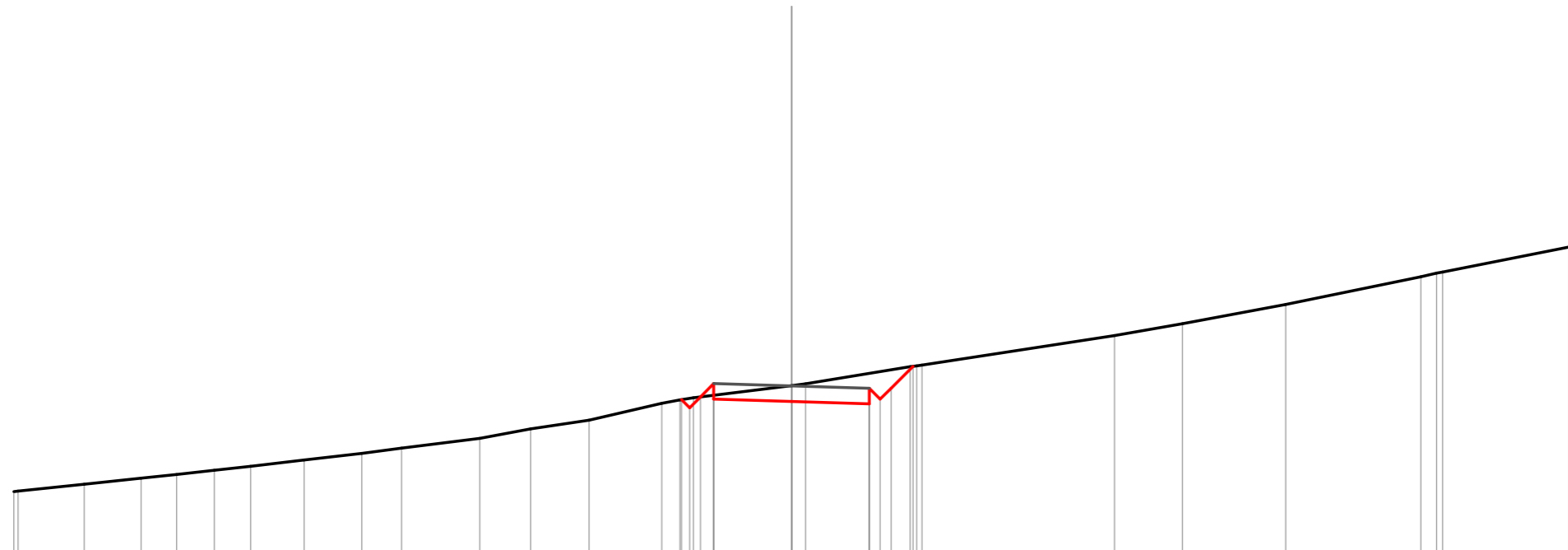



Quote		962.78	962.86	962.91	962.16	962.22	962.16	962.58	962.68	963.98
Parziali		0.00	0.08	0.35	2.50	2.50	0.35	0.35	1.32	
Sviluppata Par.		0.00	0.48	0.49	2.50	2.50	0.49	0.49	1.87	
Sviluppata		0.00	0.18	0.68	1.17	3.67	6.17	6.97	7.16	9.03
Progressiva		-3.33	-3.20	-2.85	-2.50	0.00	2.50	2.55	3.20	4.52
Dislivelli		0.00	-0.18	-0.07	-0.28	-1.15	-1.55	-1.45	-1.14	0.00

Sezione: 50094
 Progressiva: 900.000
 Q. Progetto: 962.379

Scala H 1/200.00
 Scala V 1/200.00

957.00

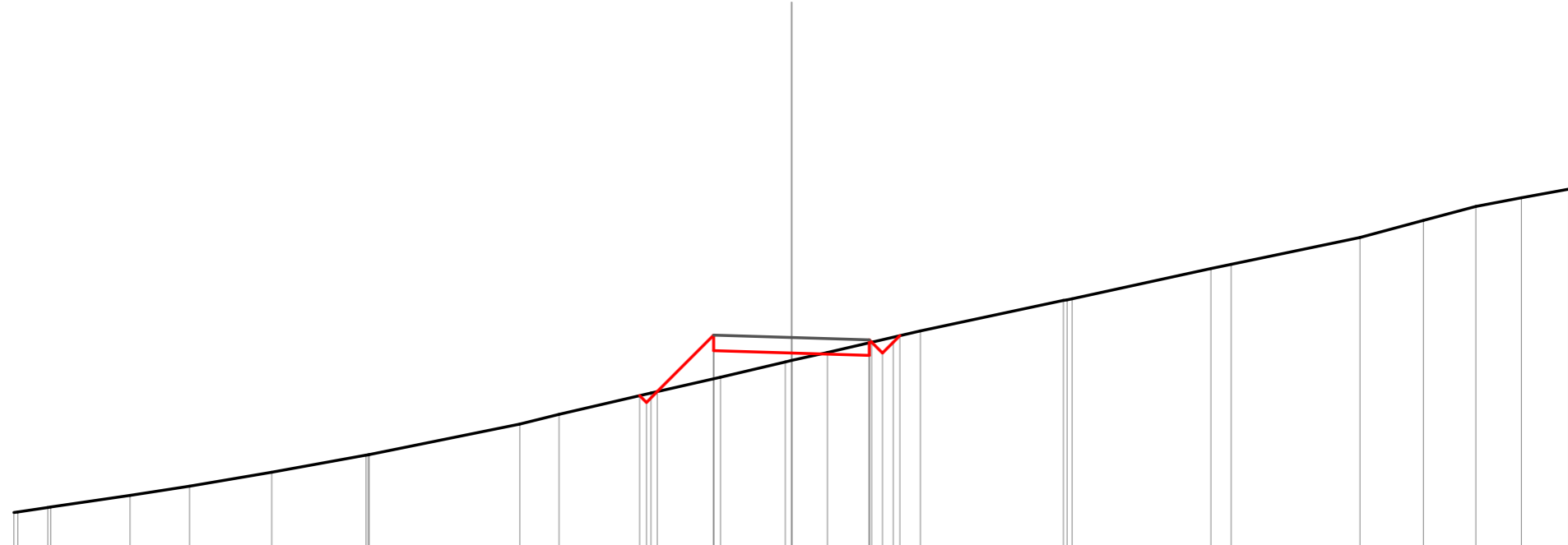



Quote			961.94	961.68	962.03	961.95		961.88		961.80	961.95	962.30	963.01
Parziali				0.35	0.43		2.50		2.50	0.35	0.35	0.71	
Sviluppata Par.			0.49	0.60		2.50		2.50	0.49	0.49	1.00		
Sviluppata			0.00	0.37	0.86	1.47		3.97		6.47	7.46	8.45	
Progressiva			-3.54	-3.28	-2.83	-2.50		0.00		2.50	3.20	3.91	
Dislivelli			-0.00	-0.30	0.00	0.37		-0.51		-0.98	-0.89	0.00	

Sezione: 50095
 Progressiva: 910.000
 Q. Progetto: 961.784

Scala H 1/200.00
 Scala V 1/200.00

955.00
 ▽

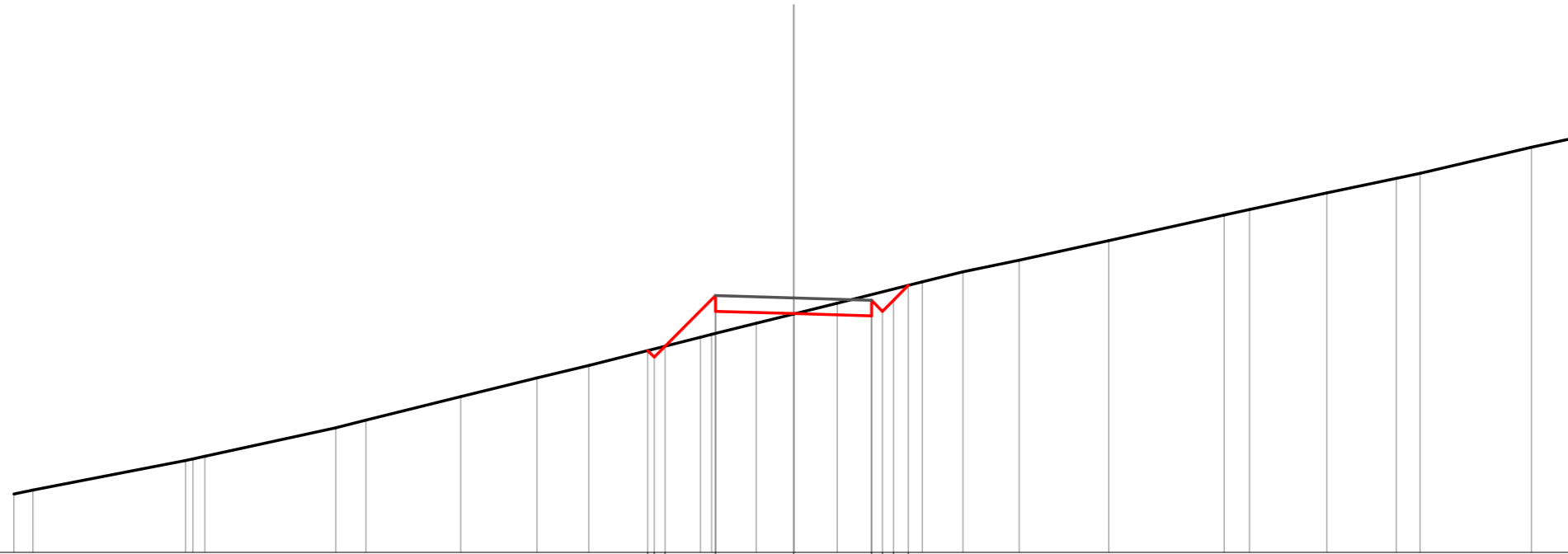


Quote		959.92	959.70	960.05	961.36	961.28	961.21	961.85
Parziali		0.35	1.81	2.50	2.50	0.35	0.35	0.31
Sviluppata Par.		0.49	2.56	2.50	2.50	0.49	0.49	0.30
Sviluppata		0.00	0.31	0.80	3.37	5.87	8.37	8.48
Progressiva		-4.88	-4.66	-4.31	-2.50	0.00	2.50	2.81
Dislivelli		0.00	-0.27	-0.00	1.40	0.24	-0.41	0.00

Sezione: 50096
 Progressiva: 920.000
 Q. Progetto: 961.162

Scala H 1/200.00
 Scala V 1/200.00

953.00

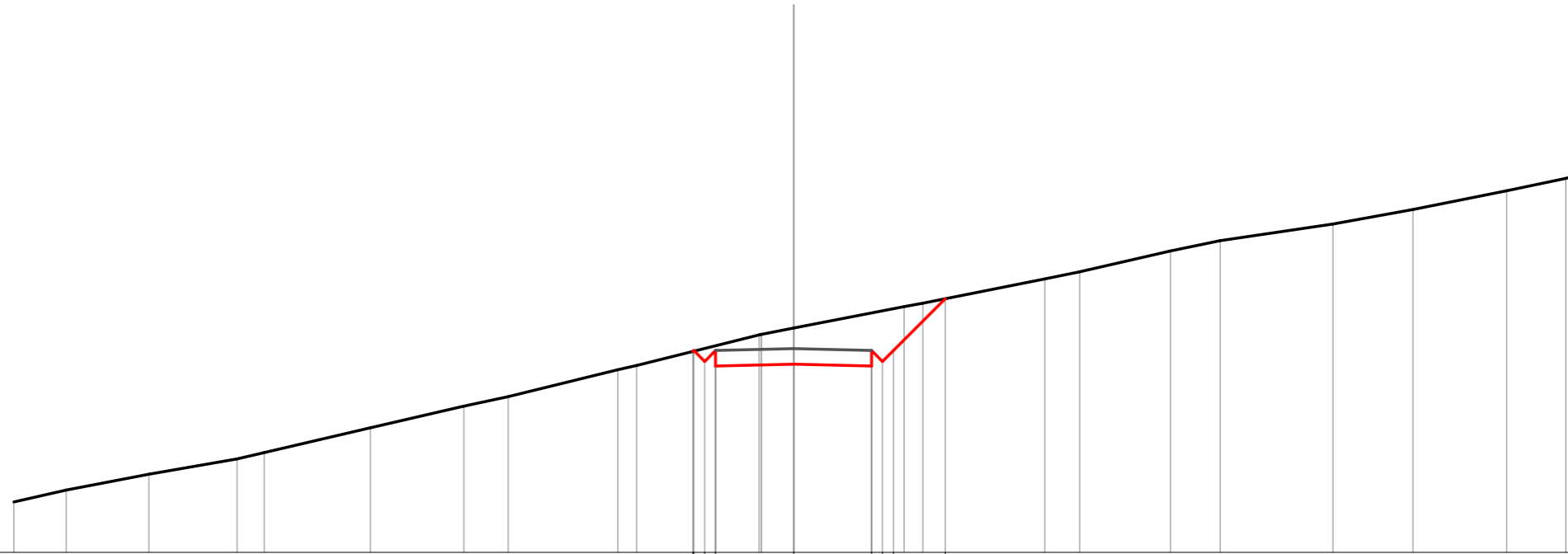


Quote		959.18	959.27	959.62	960.74	960.66	960.59	960.76	961.06	961.57
Parziali		0.00	0.09	1.62	2.50	2.50	0.35	0.35	0.48	
Sviluppata Par.		0.00	0.49	2.29	2.50	2.50	0.49	0.49	0.68	
Sviluppata		0.00	0.30	3.08	5.58		8.08	8.07	9.75	
Progressiva		-4.68	-4.12	-2.50	0.00		2.50	2.50	3.68	
Dislivelli		0.00	0.00	1.20	0.01		-0.69	-0.32	0.00	

Sezione: 50097
 Progressiva: 930.000
 Q. Progetto: 960.541

Scala H 1/200.00
 Scala V 1/200.00

954.00

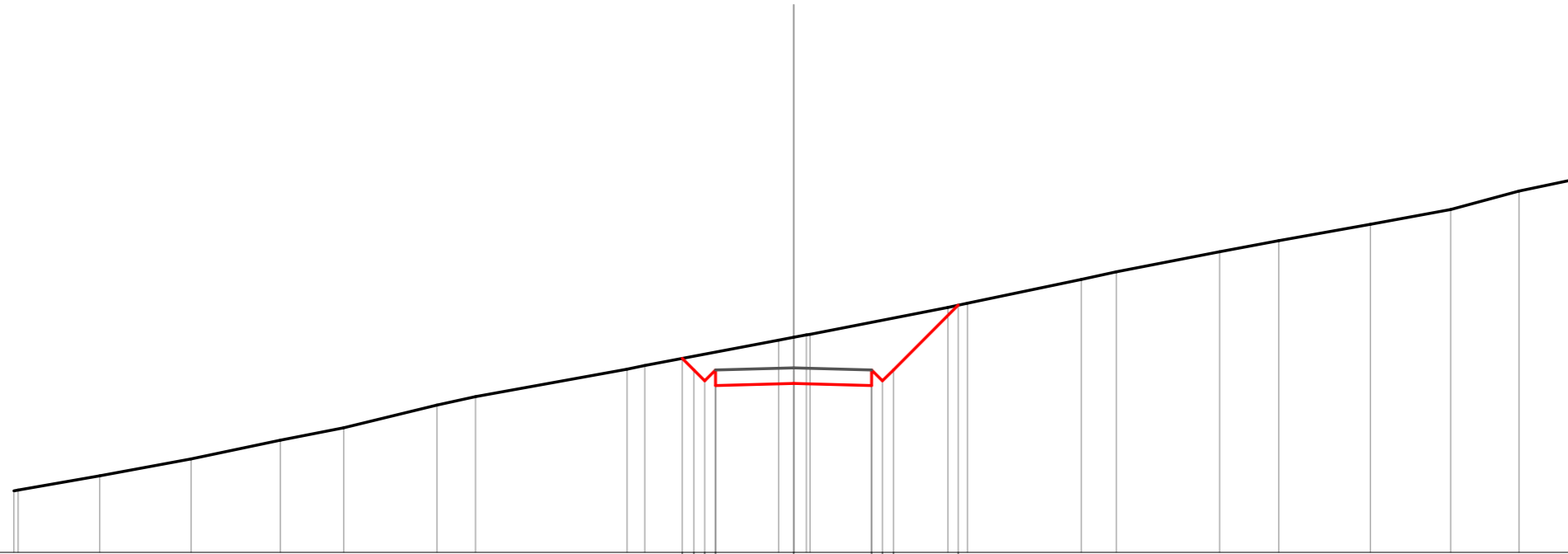


Quote		960.45	960.48	960.53	960.58	960.64	959.98	960.13	960.18	962.14
Parziali		0.45	0.03	0.55	2.50	2.50	0.35	0.35	1.66	
Sviluppata Par.		0.45	0.48	2.50	2.50	0.49	0.49	2.35		
Sviluppata		0.00	0.04	0.53	1.03	3.53	6.03	7.02	9.37	
Progressiva		-3.23	-3.20	-2.85	-2.50	0.00	2.50	2.55	3.20	4.86
Dislivelli		0.00	0.02	-0.42	-0.15	-1.16	-1.70	-1.92	-1.34	0.00

Sezione: 50098
 Progressiva: 940.000
 Q. Progetto: 959.919

Scala H 1/200.00
 Scala V 1/200.00

954.00

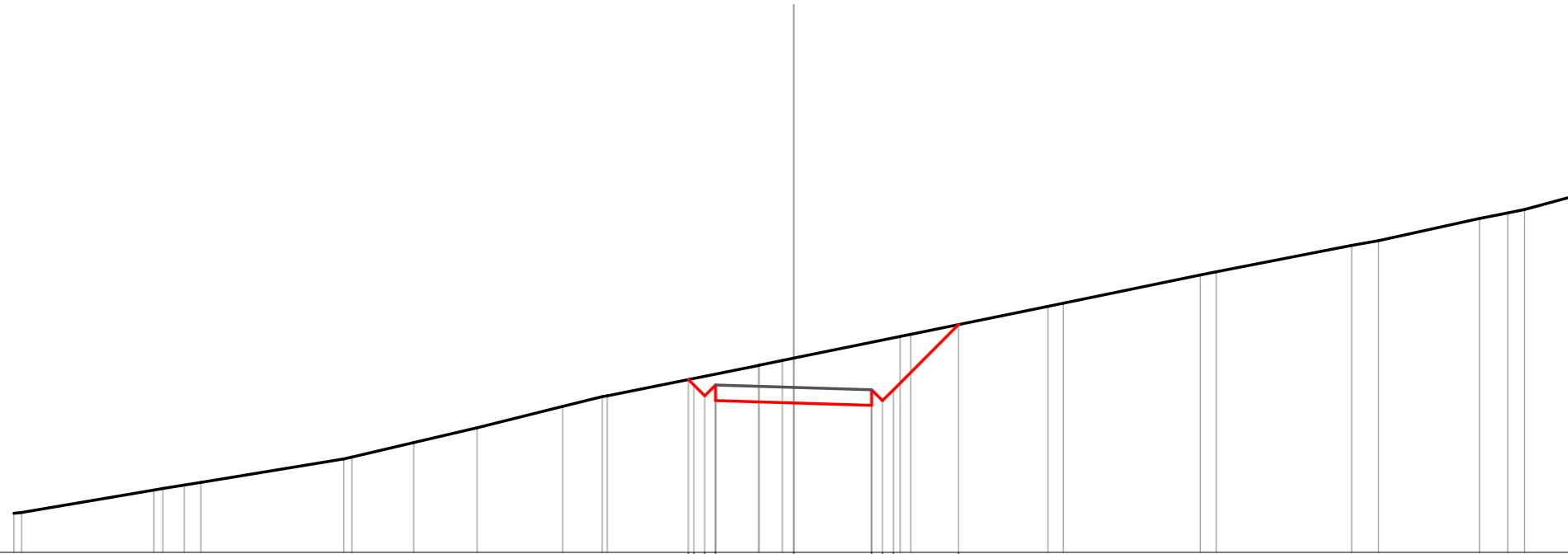


Quote		960.23		959.42		959.36		961.94
Parziali		0.37	2.50	2.50	0.35	2.08		
Sviluppata Par.		0.52	2.50	2.50	0.49	2.94		
Sviluppata		0.00	4.02	4.02	6.52	10.45		
Progressiva		-3.57	0.00	0.00	2.00	5.28		
Dislivelli		-0.44	-1.48	-1.48	-2.03	-0.00		

Sezione: 50099
 Progressiva: 950.000
 Q. Progetto: 959.298

Scala H 1/200.00
 Scala V 1/200.00

954.00

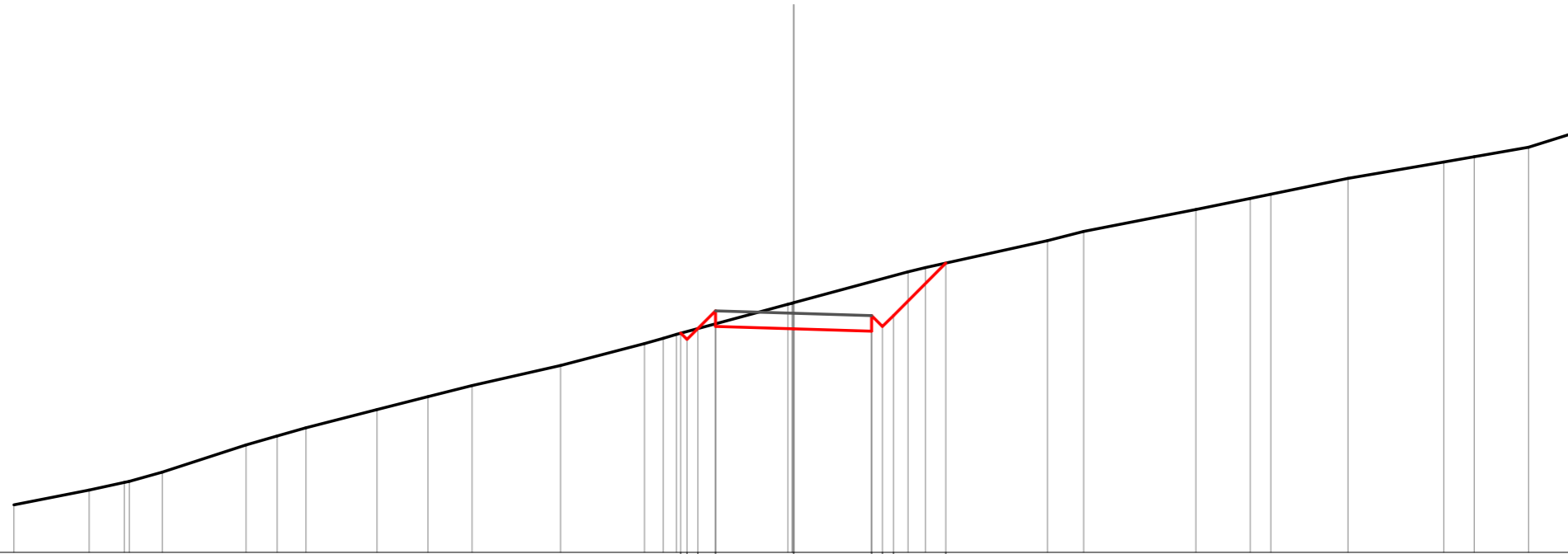


Quote				959.55	959.37	959.02	958.87	958.80	958.72	958.52	961.31	
Parziali				0.00	0.17	0.35	0.35	2.50	2.50	0.35	0.35	2.09
Sviluppata Par.				0.00	0.49	0.49	0.49	2.50	2.50	0.49	0.49	2.95
Sviluppata				0.00	0.00	0.25	0.74	1.24	3.74	6.24	7.23	10.18
Progressiva				-3.37	-3.20	-2.85	-2.50	0.00	2.50	2.50	3.20	5.29
Dislivelli				-0.00	-0.21	-0.63	-0.35	-1.43	-2.02	-1.94	-1.06	-0.00

Sezione: 50100
 Progressiva: 960.000
 Q. Progetto: 958.676

Scala H 1/200.00
 Scala V 1/200.00

951.00
 ▽

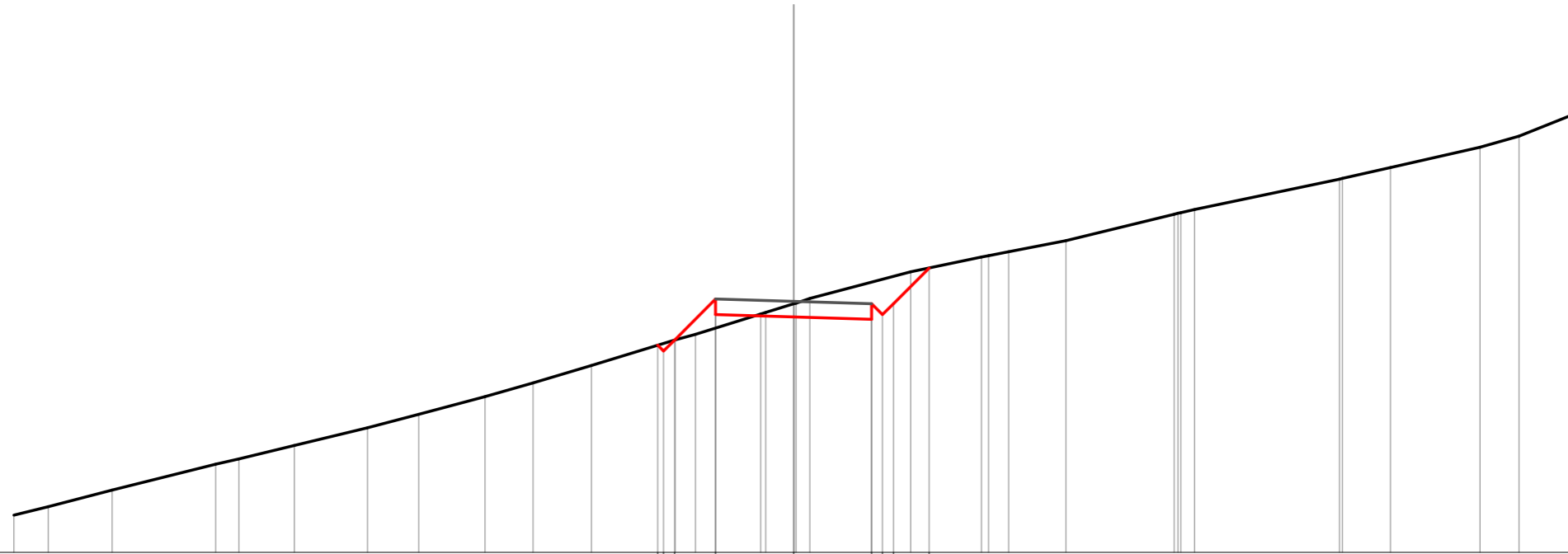


Quote			958.04	957.84	958.19	958.25	958.18	958.10	958.60	960.28
Parziali			0.00	0.35	0.57	2.50	2.50	0.35	0.35	1.68
Sviluppata Par.			0.49	0.80	2.50	2.50	0.49	0.49	2.38	
Sviluppata			0.00	0.28	4.58	4.08	6.58	7.08	7.57	9.95
Progressiva			-3.62	-3.42	-2.50	0.00	2.50	2.50	3.20	4.88
Dislivelli			0.00	-0.26	0.00	0.41	-0.84	-1.58	-1.27	0.00

Sezione: 50101
 Progressiva: 970.000
 Q. Progetto: 958.055

Scala H 1/200.00
 Scala V 1/200.00

950.00

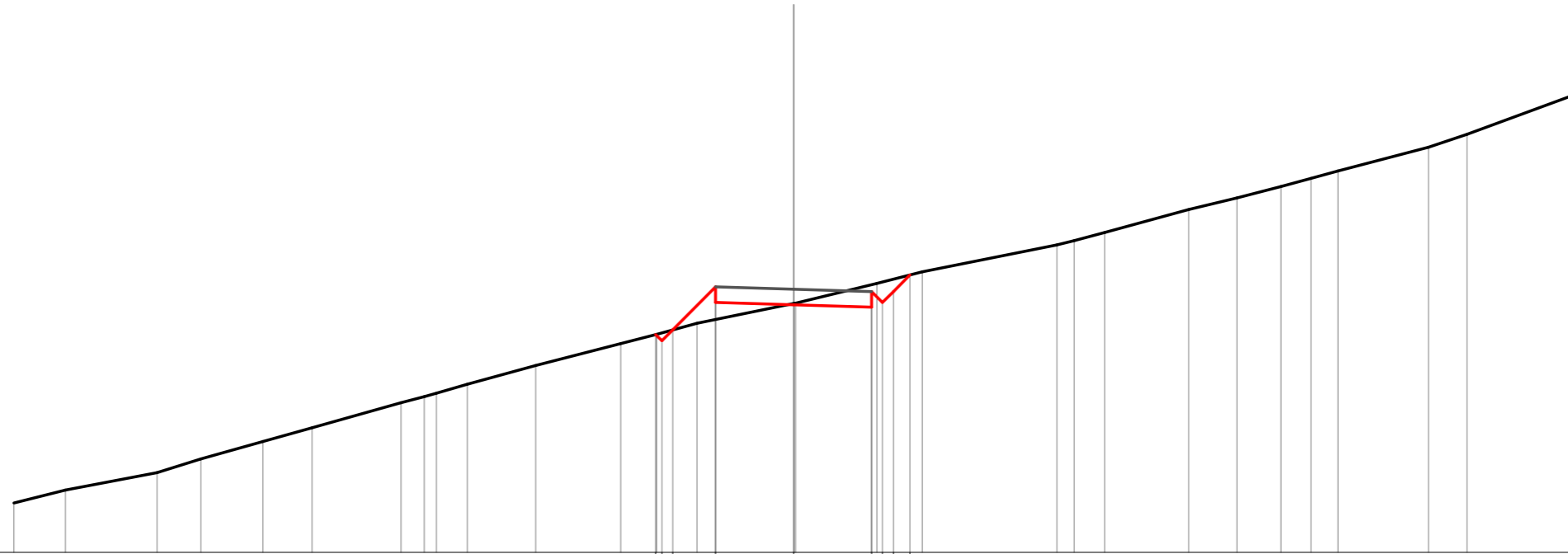


Quote			956.65	956.46	956.81	957.63	957.55	957.48	957.98	959.12
Parziali			0.35	1.32	2.50	2.50	0.35	0.35	1.14	
Sviluppata Par.			0.49	1.87	2.50	2.50	0.49	0.49	1.62	
Sviluppata			0.00	0.26	0.76	2.62	5.13	7.63	8.02	10.23
Progressiva			-4.36	-4.17	-3.62	-2.50	0.00	2.50	2.55	3.20
Dislivelli			0.00	-0.24	-0.00	0.93	-0.42	-1.19	-1.13	-0.87

Sezione: 50102
 Progressiva: 980.000
 Q. Progetto: 957.442

Scala H 1/200.00
 Scala V 1/200.00

949.00

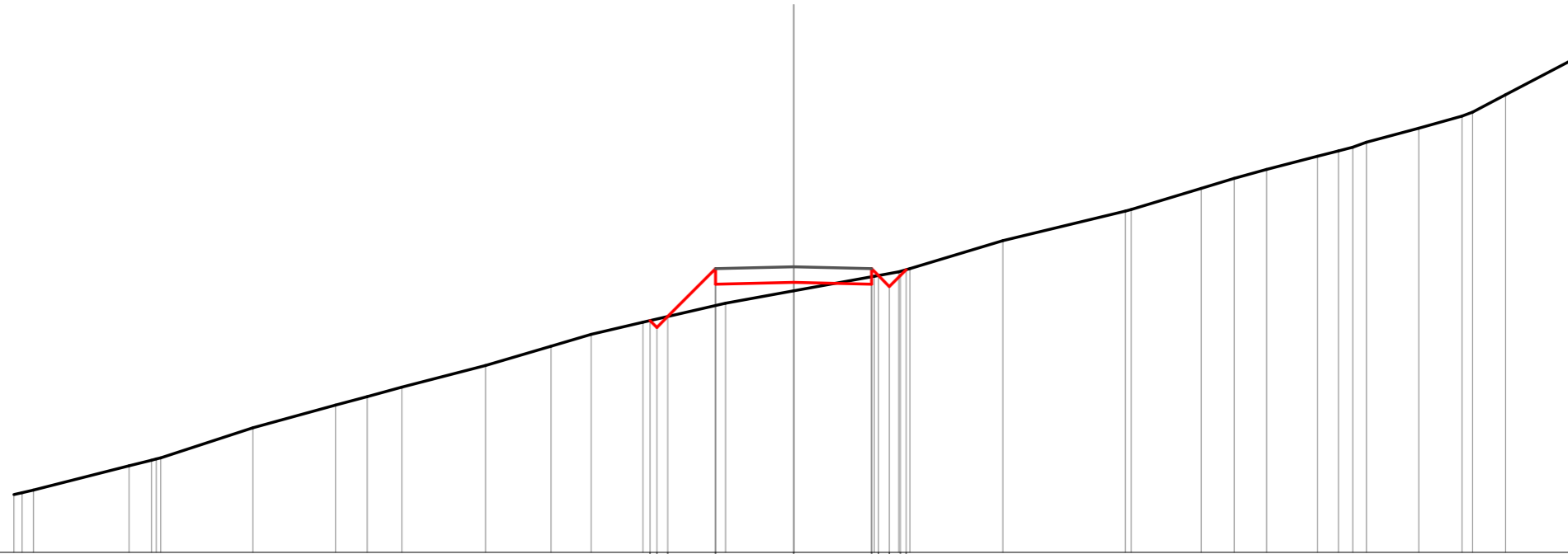


Quote		955.99	955.79	956.14	957.02	956.94	956.87	957.02	957.90
Parziali		0.35	1.37	2.50	2.50	0.35	0.35	0.53	
Sviluppata Par.		0.49	1.94	2.50	2.50	0.49	0.49	0.75	
Sviluppata		0.00	0.28	0.78	2.72	5.22	7.72	8.71	9.47
Progressiva		-4.42	-4.22	-3.87	-2.50	0.00	2.50	3.20	3.73
Dislivelli		0.00	-0.25	-0.00	1.04	-0.05	-0.72	-0.96	-0.40

Sezione: 50103
 Progressiva: 990.000
 Q. Progetto: 957.165

Scala H 1/200.00
 Scala V 1/200.00

948.00

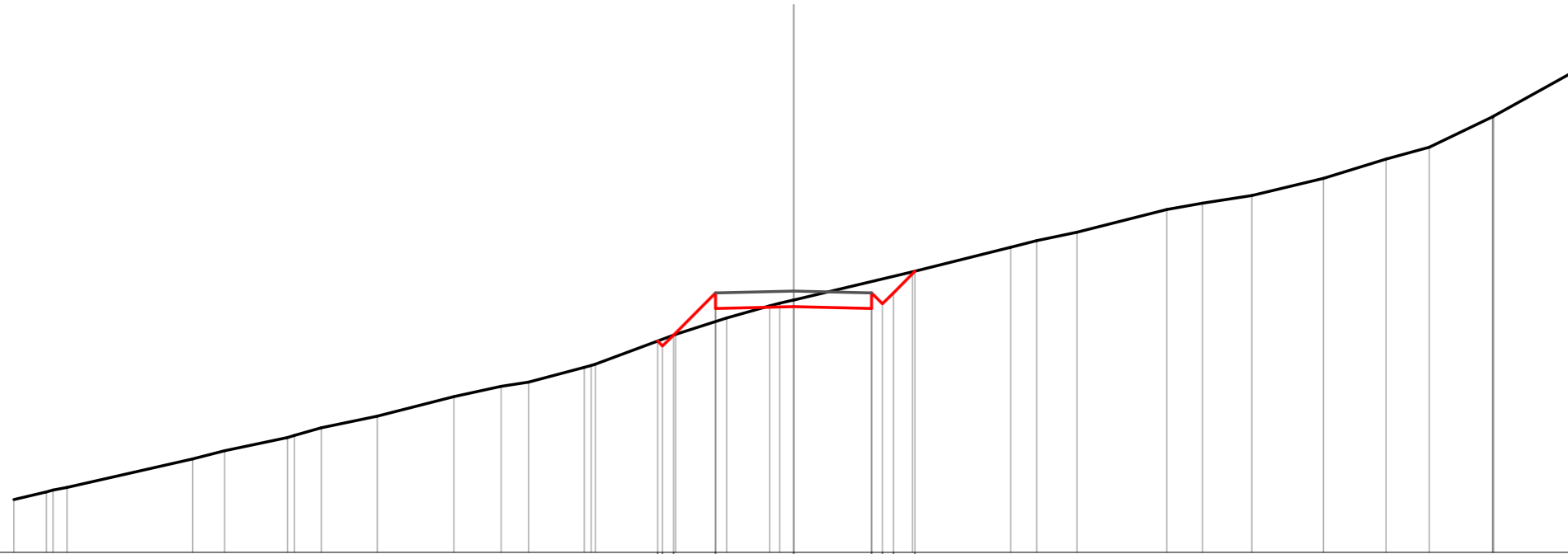


Quote		955.44	955.57	956.60	956.67	956.60	956.88	956.53	957.07
Parziali		0.32	0.35	1.53	2.50	2.50	0.32	0.35	0.30
Sviluppata Par.		0.31	0.49	2.17	2.50	2.50	0.31	0.49	0.49
Sviluppata		0.00	0.31	0.80	2.97	5.47	7.97	8.29	8.78
Progressiva		-4.60	-4.38	-4.03	-2.50	0.00	2.50	2.72	3.07
Dislivelli		-0.00	-0.27	0.00	1.18	0.27	-0.24	0.00	-0.41

Sezione: 50104
 Progressiva: 1000.000
 Q. Progetto: 957.389

Scala H 1/200.00
 Scala V 1/200.00

949.00

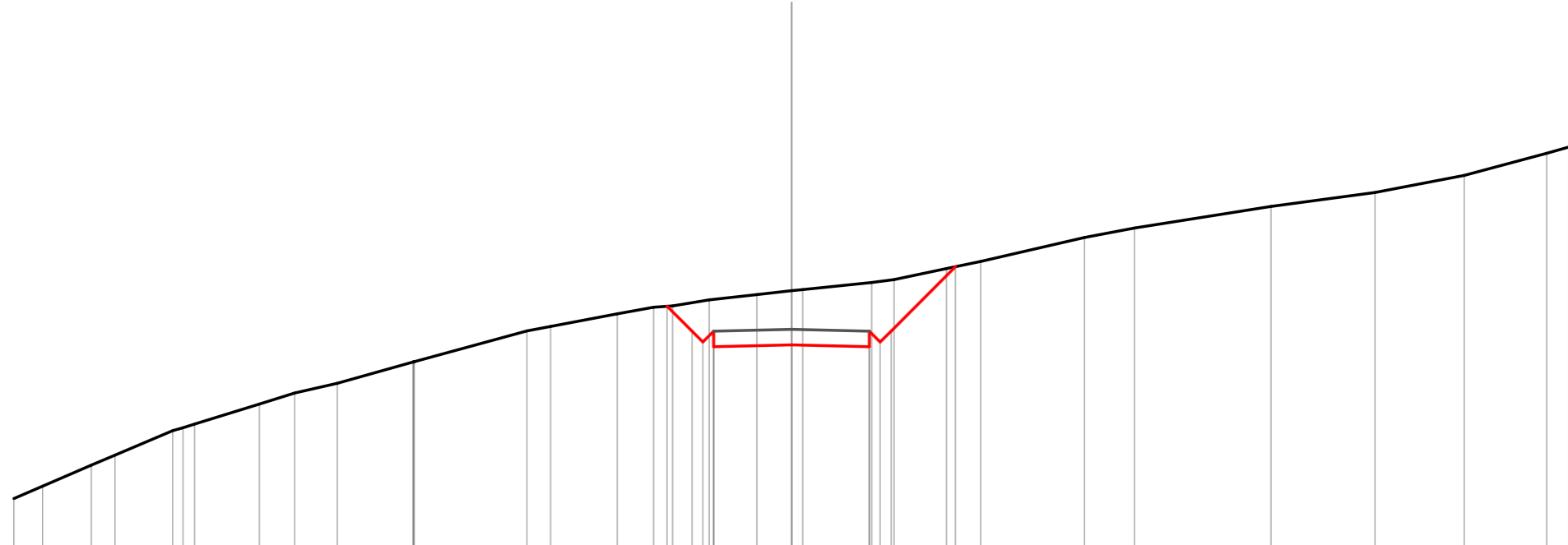


Quote		955.79	956.83	956.89	956.83	958.02
Parziali		0.35	1.35	2.50	2.50	0.35
Sviluppata Par.		0.49	1.91	2.50	2.50	0.49
Sviluppata		0.00	0.23	2.63	5.13	7.63
Progressiva		-4.36	-3.85	-2.50	0.00	2.50
Dislivelli		0.00	0.00	0.92	-0.21	-0.86

Sezione: 50105
 Progressiva: 1010.000
 Q. Progetto: 958.050

Scala H 1/200.00
 Scala V 1/200.00

951.00

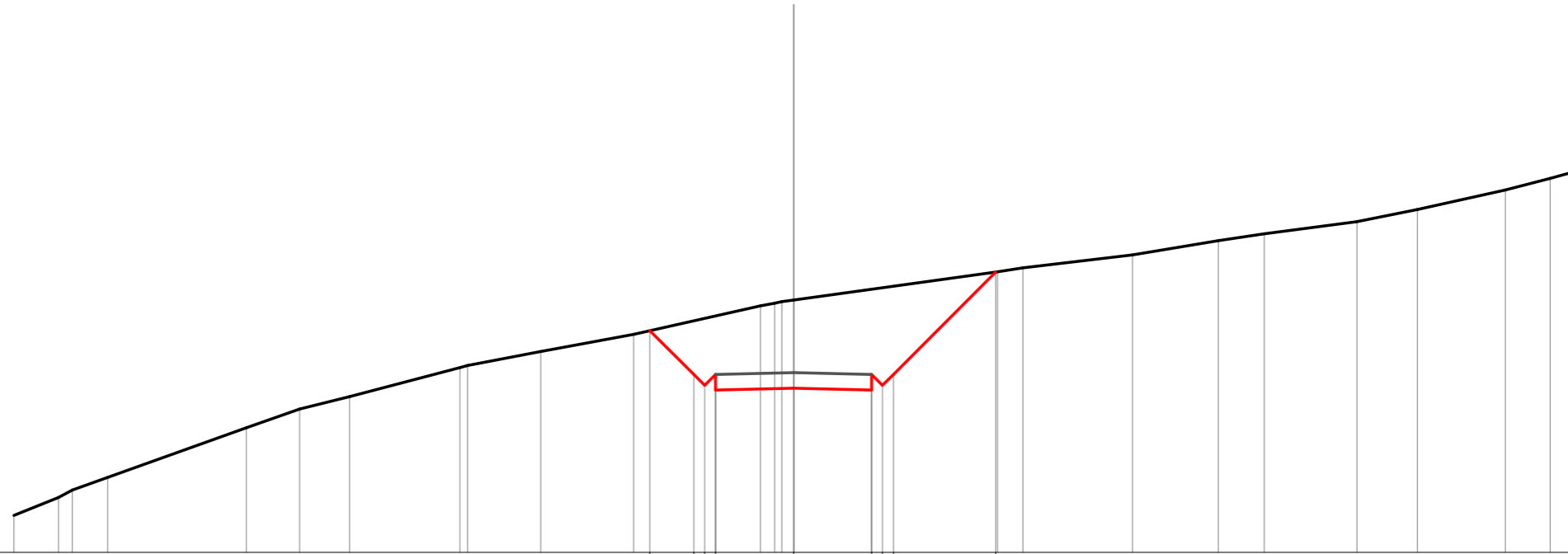


Quote				958.79	957.99	957.64	957.49	957.55	957.49	957.99	960.06
Parziali				0.80	0.35	0.35	2.50	2.50	0.35	0.35	2.07
Sviluppata Par.				1.14	0.49	0.49	2.50	2.50	0.49	0.49	2.93
Sviluppata				0.00	1.14	1.63	2.13	4.63	7.13	7.92	11.05
Progressiva				-4.00	-3.20	-2.85	-2.50	0.00	2.50	2.85	5.27
Dislivelli				0.00	-0.92	-1.33	-1.03	-1.74	-2.06	-1.95	0.00

Sezione: 50106
 Progressiva: 1020.000
 Q. Progetto: 958.771

Scala H 1/200.00
 Scala V 1/200.00

953.00

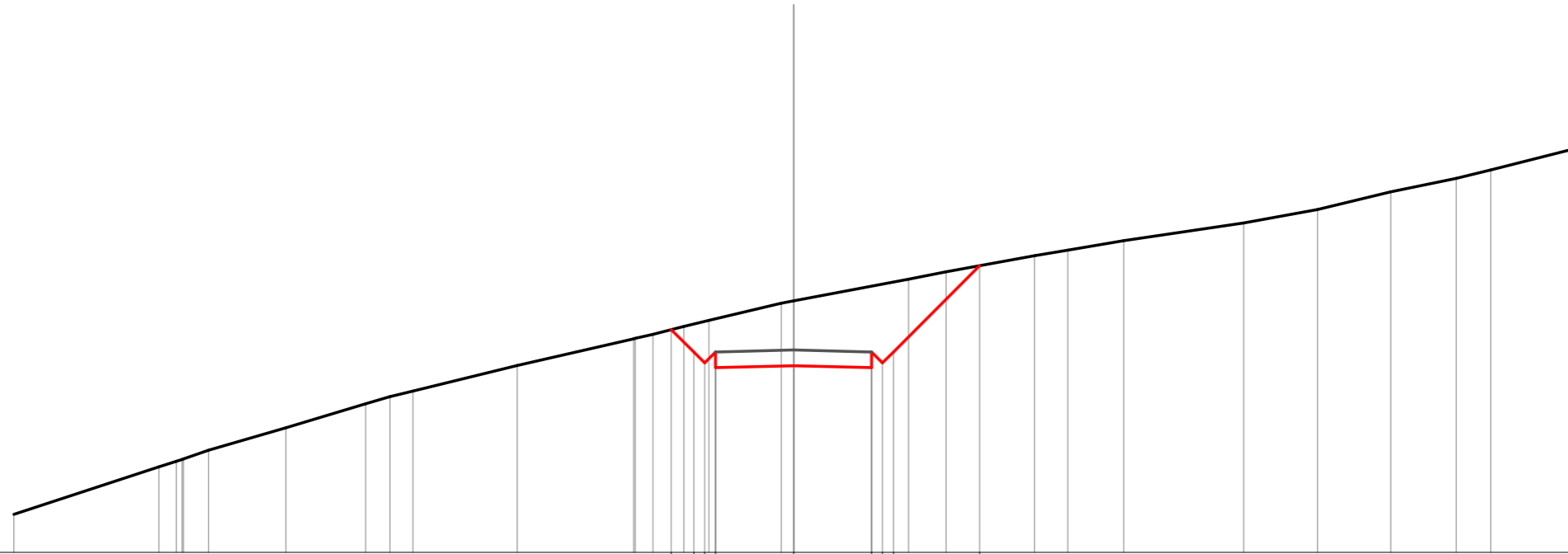


Quote		960.12	958.71 958.36 958.21	958.27	958.21 958.95 958.71	961.99
Parziali		1.41	0.35 0.35	2.50	2.50 0.35 0.35	3.28
Sviluppata Par.		1.99	0.49 0.49	2.50	2.50 0.49 0.49	4.64
Sviluppata		0.00	1.99 2.49 2.98	5.48	7.98 8.48 8.97	13.62
Progressiva		-4.61	-3.20 -2.85 -2.50	0.00	2.50 2.85 3.20	6.48
Dislivelli		0.00	-1.72 -1.88	-2.83	-3.23 -3.13 -2.83	0.00

Sezione: 50107
 Progressiva: 1030.000
 Q. Progetto: 959.493

Scala H 1/200.00
 Scala V 1/200.00

953.00

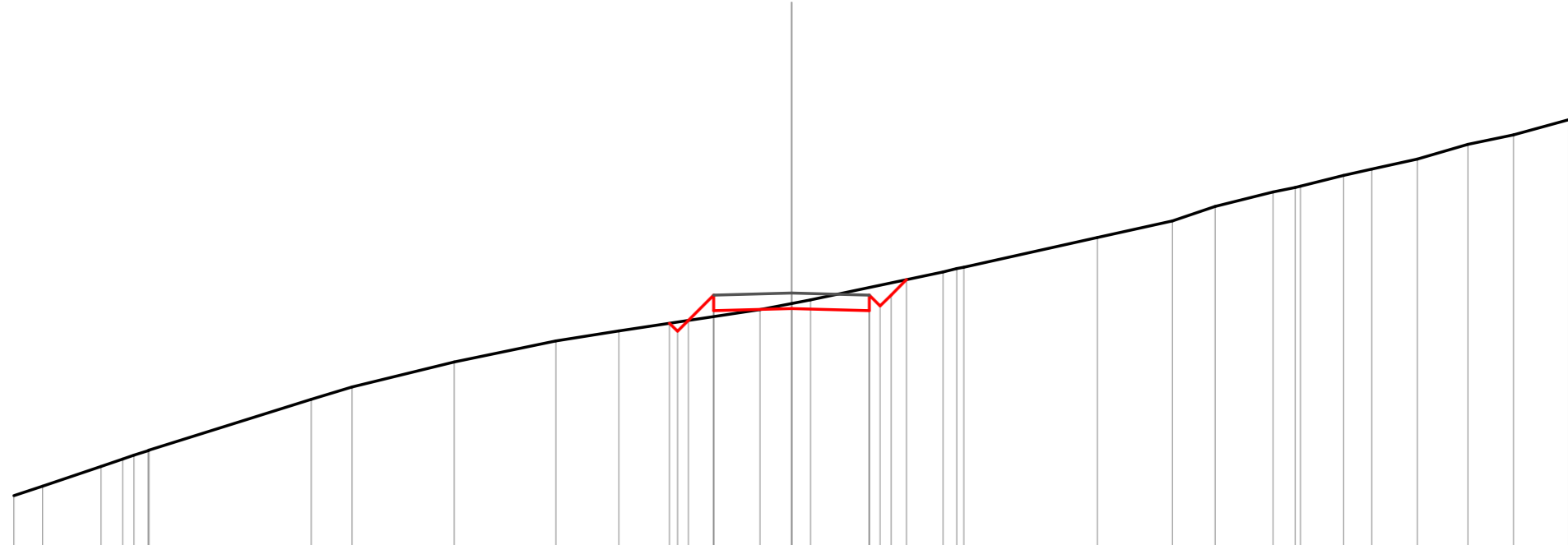


Quote		960.15	959.43	959.08	958.83	958.99	958.83	959.08	959.43	962.20
Parziali		0.72	0.35	0.33	2.50	2.50	0.35	0.35	2.77	
Sviluppata Par.		1.02	0.49	0.49	2.50	2.50	0.49	0.49	3.91	
Sviluppata	0.00	1.02	1.52	2.01	4.51	7.01	7.51	8.00	11.92	
Progressiva	-3.92	-3.20	-2.85	-2.50	0.00	2.50	2.85	3.20	5.97	
Dislivelli	0.00	-0.90	-1.33	-1.07	-2.08	-2.61	-2.23	-2.23	-0.00	

Sezione: 50108
 Progressiva: 1040.000
 Q. Progetto: 960.215

Scala H 1/200.00
 Scala V 1/200.00

952.00

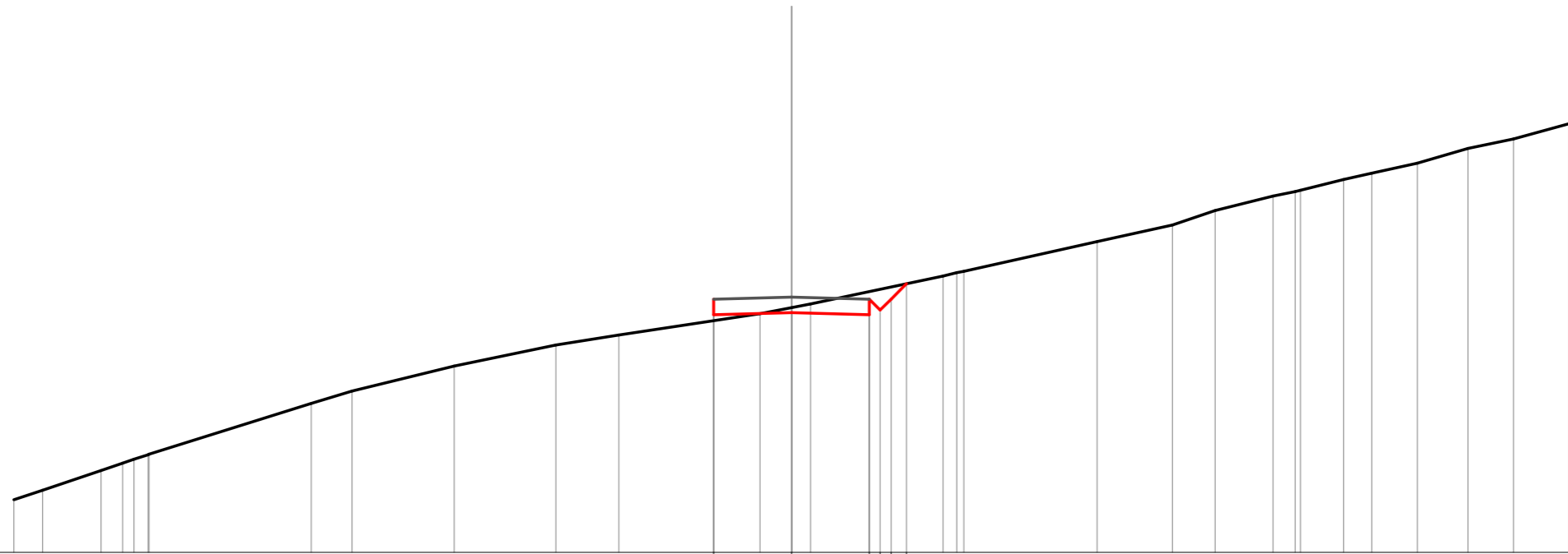


Quote		959.24	958.99	959.34	959.65	959.72	959.65	960.65
Parziali		0.00	0.37	0.86	2.02	4.52	7.02	8.71
Sviluppata Par.		0.00	0.49	1.16	2.50	2.50	0.49	0.70
Sviluppata		0.00	0.37	0.86	2.02	4.52	7.02	8.71
Progressiva		-3.93	-3.67	-3.32	-2.50	0.00	2.50	3.70
Dislivelli		0.00	-0.30	0.00	0.69	-0.17	-0.75	0.00

Sezione: 50108
 Progressiva: 1040.000
 Q. Progetto: 960.215

Scala H 1/200.00
 Scala V 1/200.00

952.00
 ▽

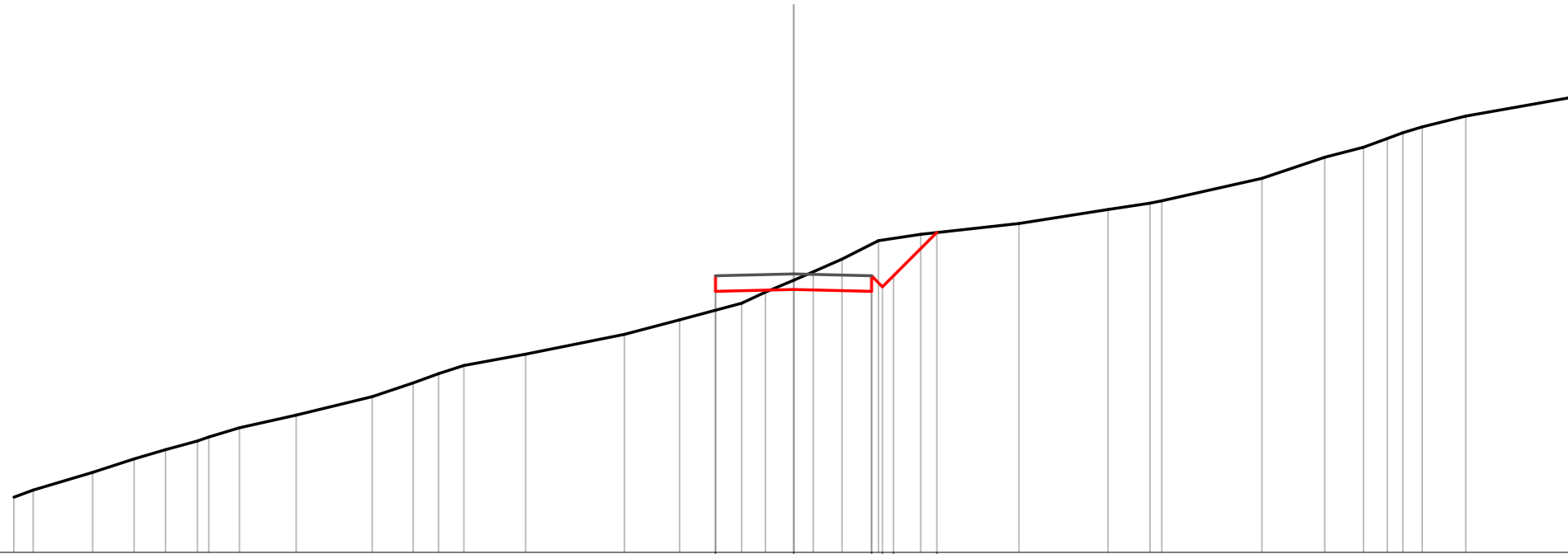


Quote		959.65	959.72	959.65	959.65	960.65
Parziali		2.50	2.50	0.35	0.35	0.50
Sviluppata Par.		2.50	2.50	0.49	0.49	0.70
Sviluppata		0.00	2.50	5.00	5.00	6.70
Progressiva		-2.50	0.00	2.50	2.50	3.70
Dislivelli		0.69	-0.17	-0.75	-0.37	0.00

Sezione: 50109
 Progressiva: 1050.000
 Q. Progetto: 960.937

Scala H 1/200.00
 Scala V 1/200.00

952.00
 ▽

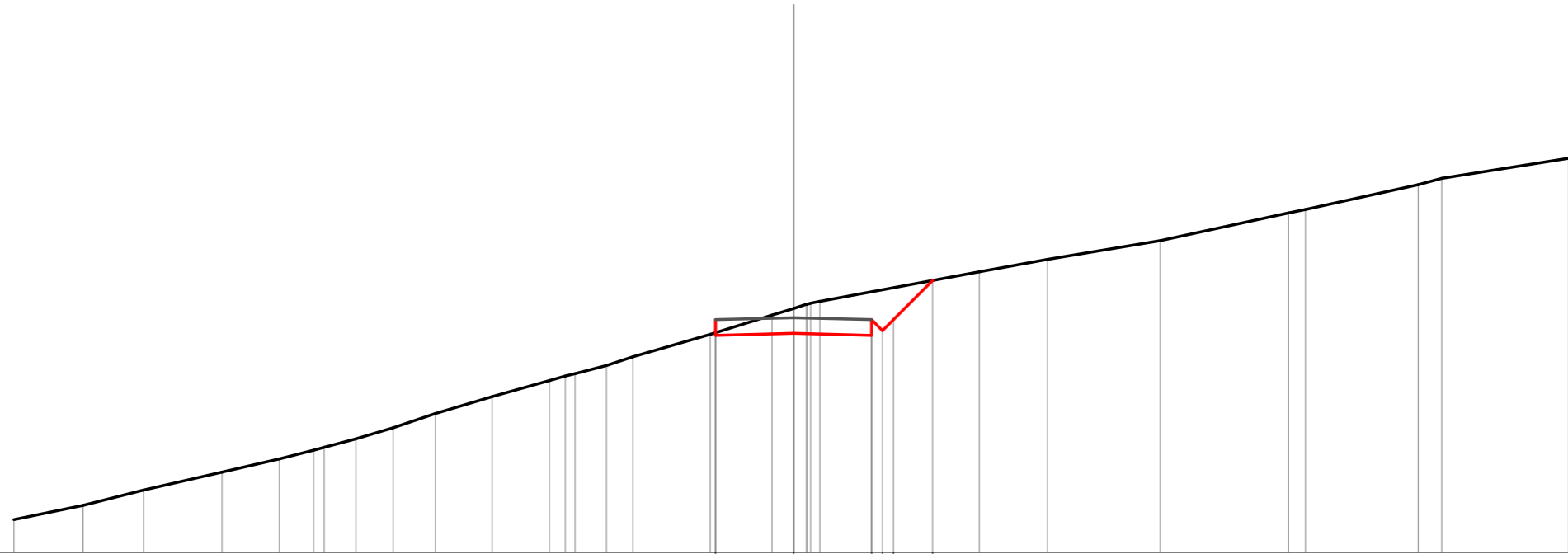


Quote		960.37	960.44	960.37 960.37 960.37	962.26
Parziali		2.50	2.50	0.35 0.35 0.35	1.39
Sviluppata Par.		2.50	2.50	0.49 0.49 0.49	1.97
Sviluppata		0.00	2.50	5.00 5.00 5.00	7.96
Progressiva		-2.50	0.00	2.50 2.50 2.50	4.59
Dislivelli		1.10	-0.30	-1.51 -1.50 -1.20	-0.00

Sezione: 50110
 Progressiva: 1060.000
 Q. Progetto: 961.529

Scala H 1/200.00
 Scala V 1/200.00

954.00
 ▽

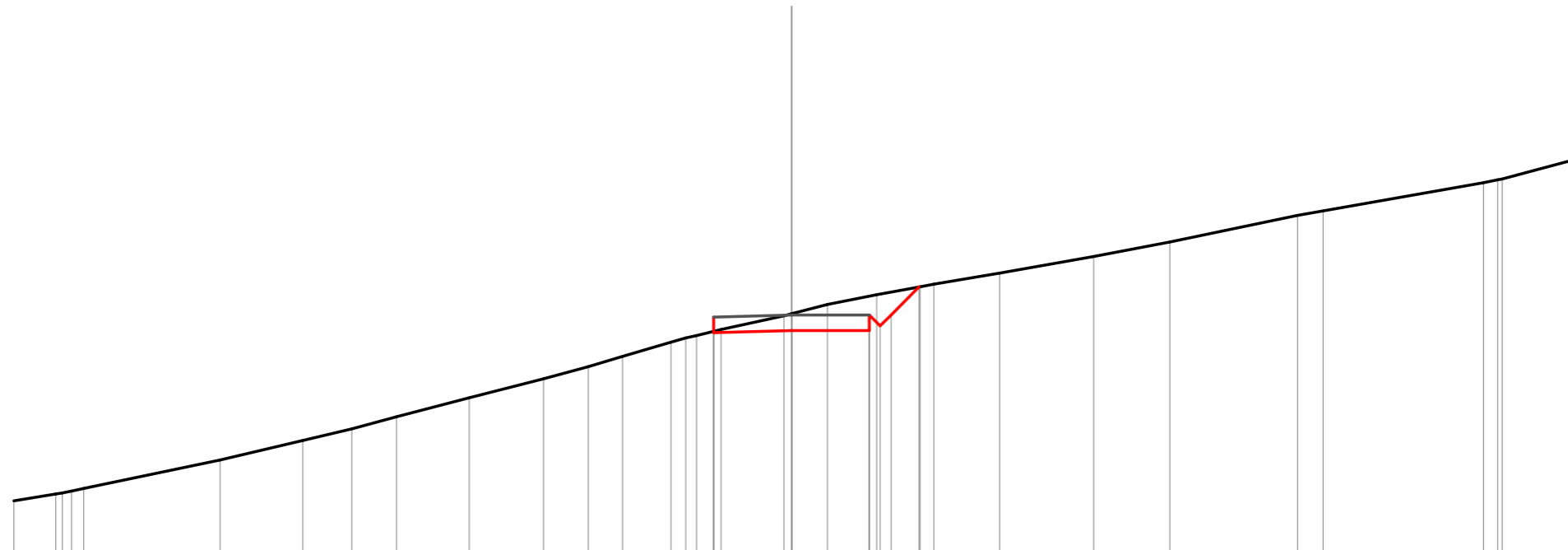


Quote		960.97	961.03	960.97 961.12 961.14	962.72
Parziali		2.50	2.50	0.35 0.35	1.26
Sviluppata Par.		2.50	2.50	0.49 0.49	1.78
Sviluppata		0.00	2.50	5.00 5.00	7.77
Progressiva		-2.50	0.00	2.50 2.55 3.20	4.46
Dislivelli		0.41	-0.80	-1.40 -1.31 -1.02	0.00

Sezione: 50111
 Progressiva: 1066.000
 Q. Progetto: 961.656

Scala H 1/200.00
 Scala V 1/200.00

954.00

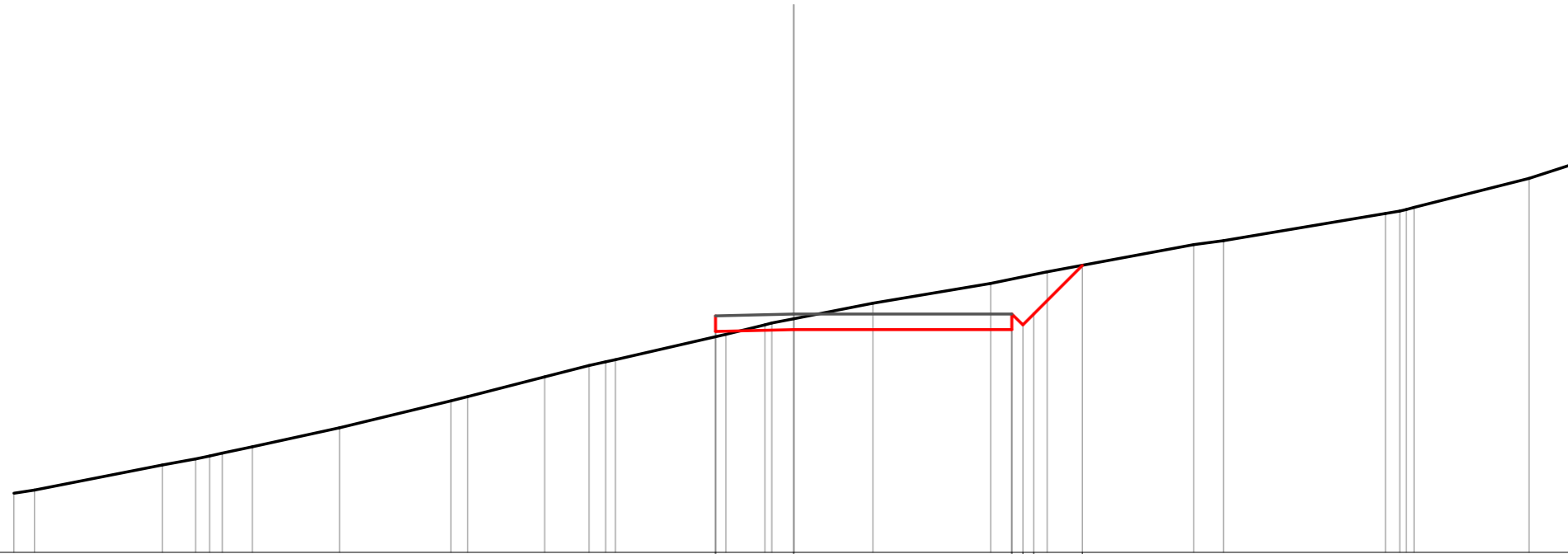



Quote		961.09	961.16	961.16	961.16	962.56
Parziali			2.50	2.50	0.35	0.90
Sviluppata Par.		2.50	2.50	0.49	0.49	1.28
Sviluppata		0.00	2.50	5.00	5.39	7.27
Progressiva		-2.50	0.00	2.50	3.20	4.10
Dislivelli		0.46	-0.54	-1.10	-0.74	0.00

Sezione: 50112
 Progressiva: 1070.000
 Q. Progetto: 961.652

Scala H 1/200.00
 Scala V 1/200.00

954.00
 ▽

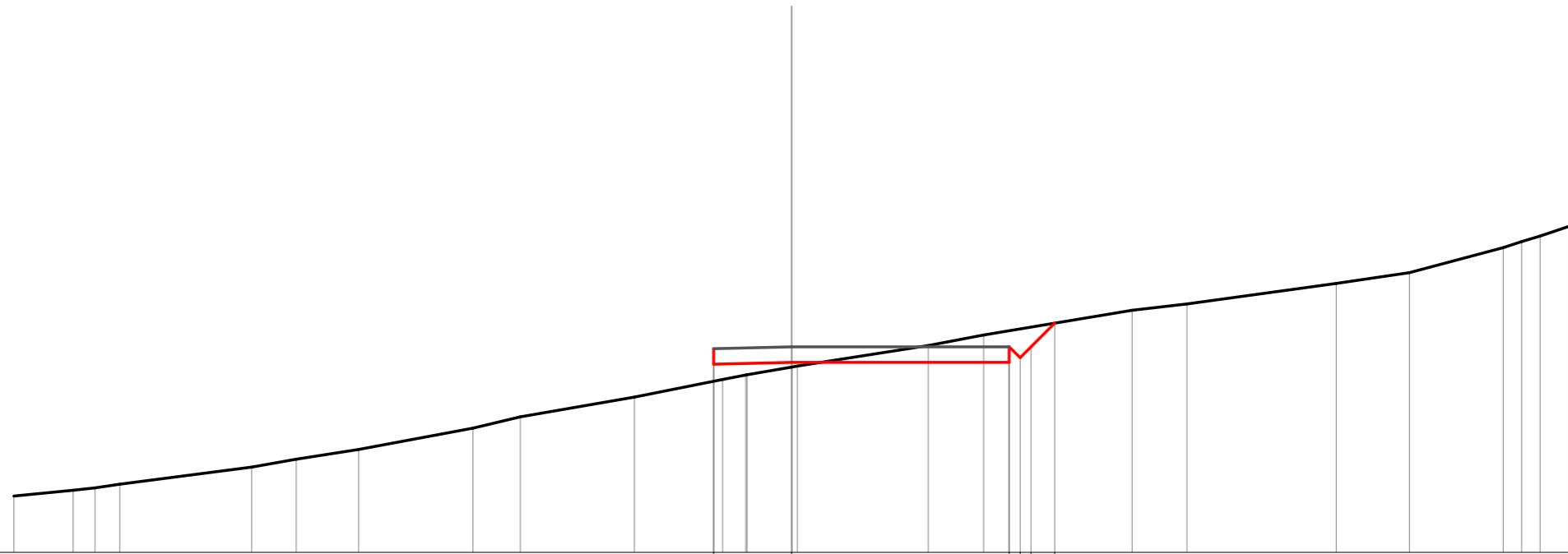


Quote		961.09	961.15		961.15	961.86	963.21
Parziali			2.50	7.00	0.35	1.56	
Sviluppata Par.		2.50	7.00	0.49	2.20		
Sviluppata		0.00	2.50	9.50	12.69		
Progressiva		-2.50	0.00	7.00	9.26		
Dislivelli		0.67	-0.34	-1.62	0.00		

Sezione: 50113
 Progressiva: 1080.000
 Q. Progetto: 961.620

Scala H 1/200.00
 Scala V 1/200.00

955.00
 ▽

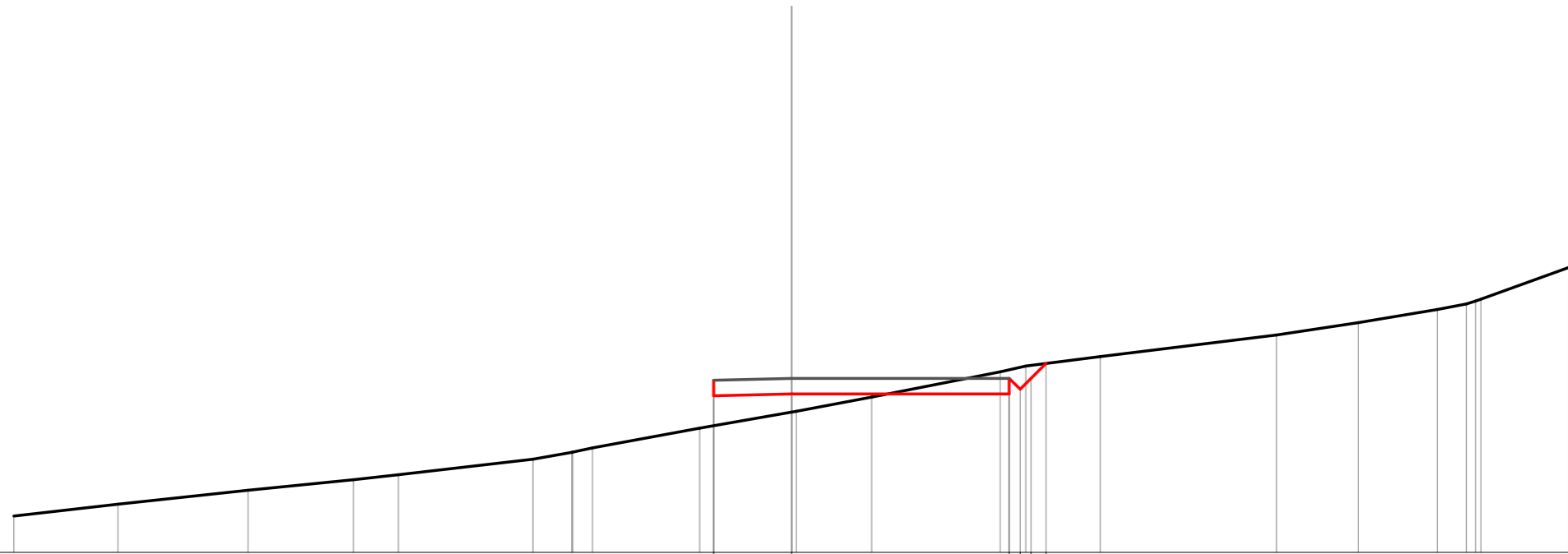


Quote	961.06	961.12	961.12	961.12	961.62	962.38
Parziali		2.50	7.00	0.35	0.35	0.76
Sviluppata Par.		2.50	7.00	0.49	0.49	1.07
Sviluppata	0.00	2.50		9.50	10.40	11.56
Progressiva	-2.50	0.00		7.00	7.35	8.46
Dislivelli	1.05	0.15		-1.02	-0.82	0.00

Sezione: 50114
 Progressiva: 1085.000
 Q. Progetto: 961.604

Scala H 1/200.00
 Scala V 1/200.00

956.00
 ▽

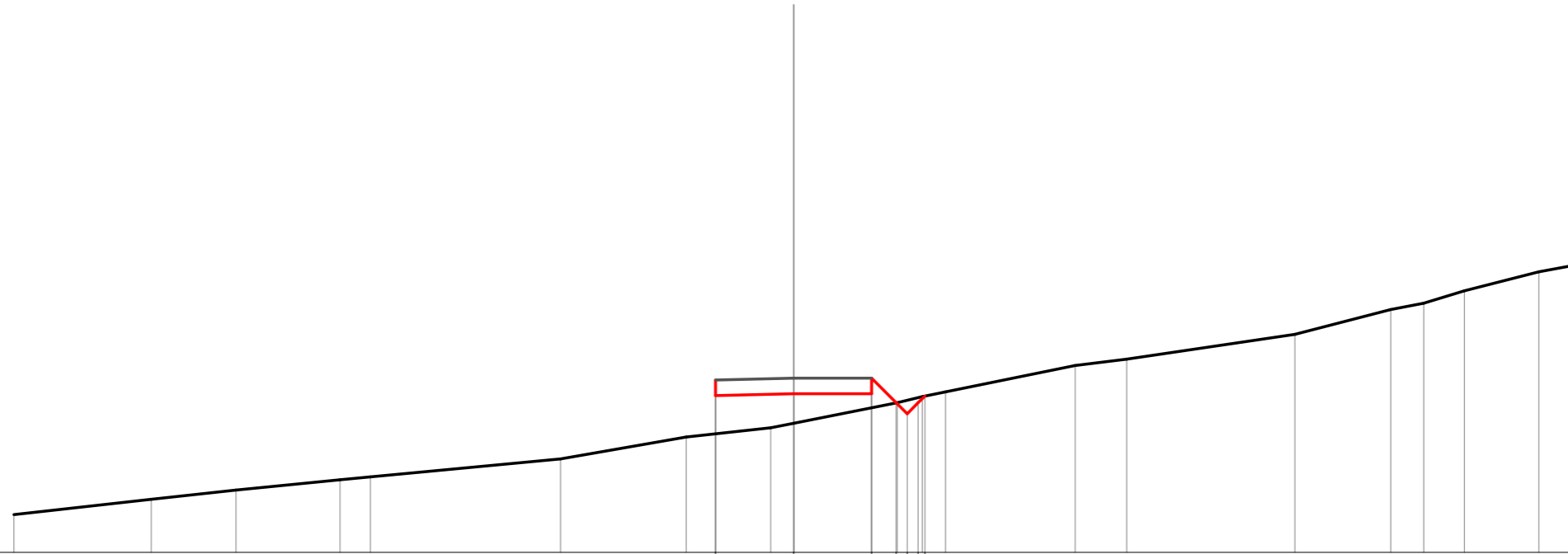


Quote		961.04	961.10	961.10	961.60	961.60	962.08
Parziali		2.50	7.00	0.35	0.35	0.48	
Sviluppata Par.		2.50	7.00	0.49	0.49	0.68	
Sviluppata		0.00	2.50	9.50	10.40	11.17	
Progressiva		-2.50	0.00	7.00	7.35	8.18	
Dislivelli		1.46	0.59	-0.78	-0.42	0.00	

Sezione: 50115
 Progressiva: 1089.000
 Q. Progetto: 961.591

Scala H 1/200.00
 Scala V 1/200.00

956.00
 ▽

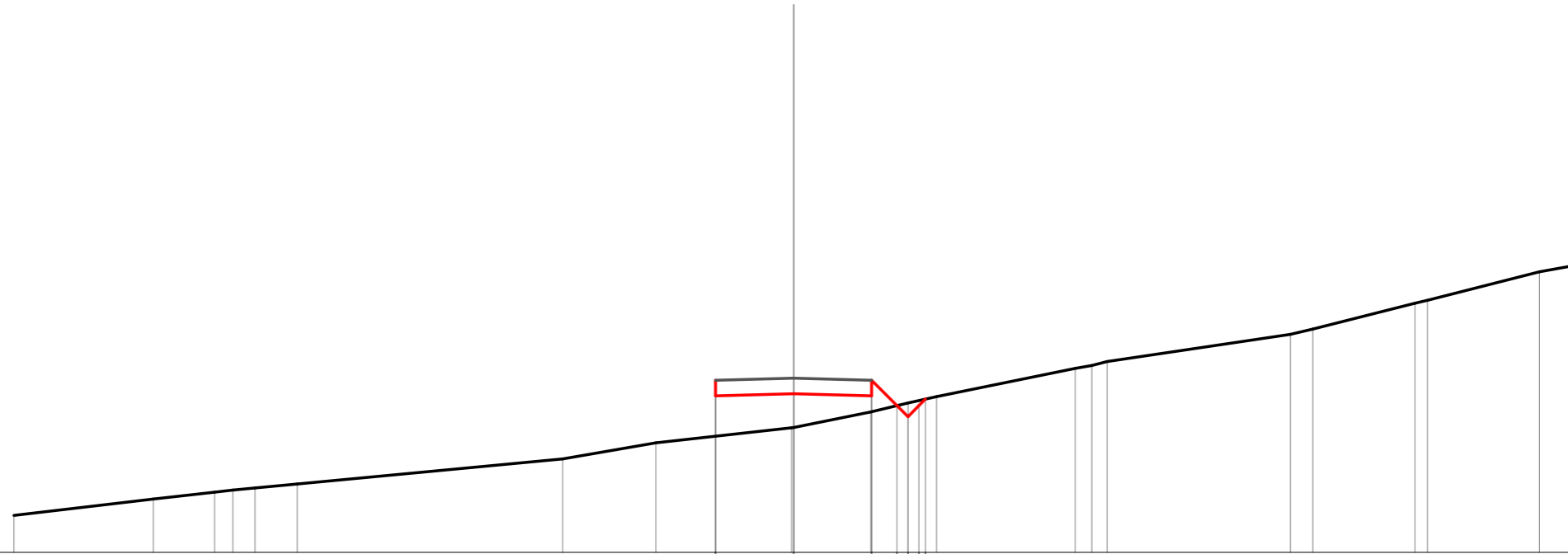


Quote		961.03	961.09	961.09	960.98	960.95	960.95	961.02
Parziali			2.50	2.50	0.79	0.35	0.35	
Sviluppata Par.			2.50	2.50	1.12	0.49	0.49	
Sviluppata		0.00	2.50	5.00	6.12	6.61	7.11	7.42
Progressiva		-2.50	0.00	2.50	3.29	3.64	4.21	
Dislivelli		1.72	0.95	0.45	0.00	-0.43	-0.00	

Sezione: 50116
 Progressiva: 1090.000
 Q. Progetto: 961.588

Scala H 1/200.00
 Scala V 1/200.00

956.00
 ▽

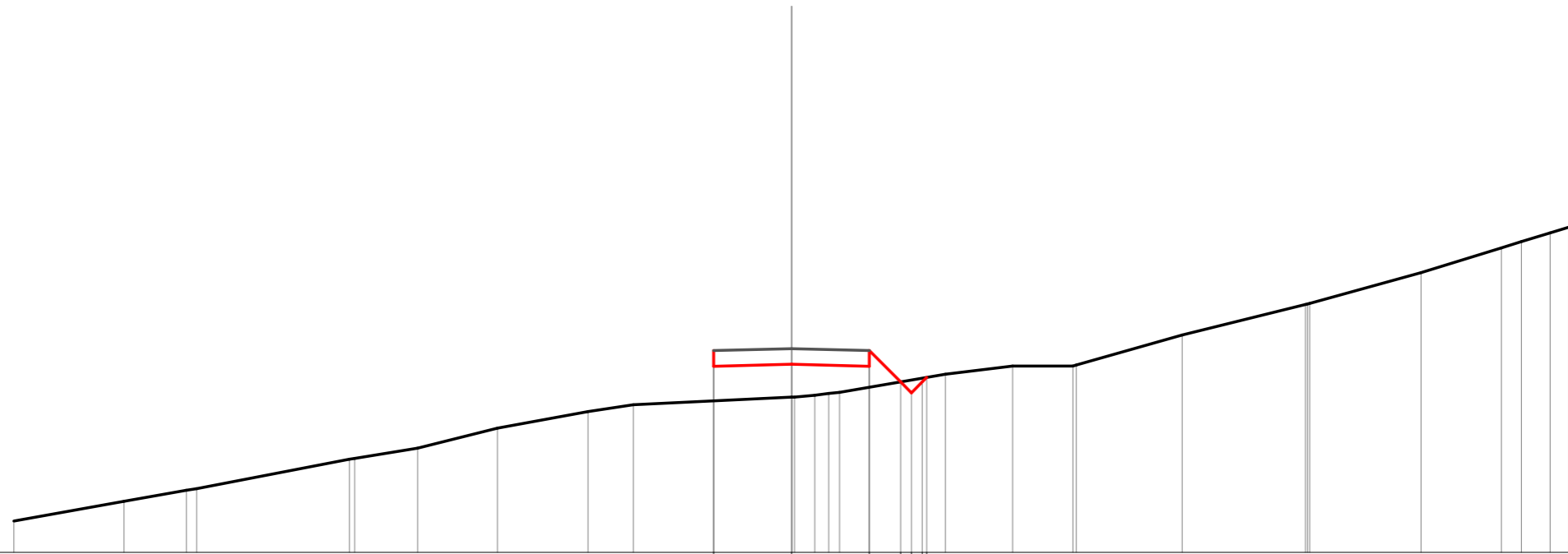


Quote		961.03	961.09	961.03	960.71	960.56	960.92
Parziali			2.50	2.50	0.82	0.35	0.35
Sviluppata Par.			2.50	2.50	1.16	0.49	0.35
Sviluppata		0.00	2.50	5.00	6.16	7.15	7.45
Progressiva		-2.50	0.00	2.50	3.67	4.23	
Dislivelli		1.79	1.08	0.52	0.00	-0.43	0.00

Sezione: 50117
 Progressiva: 1100.000
 Q. Progetto: 961.556

Scala H 1/200.00
 Scala V 1/200.00

955.00
 ▽

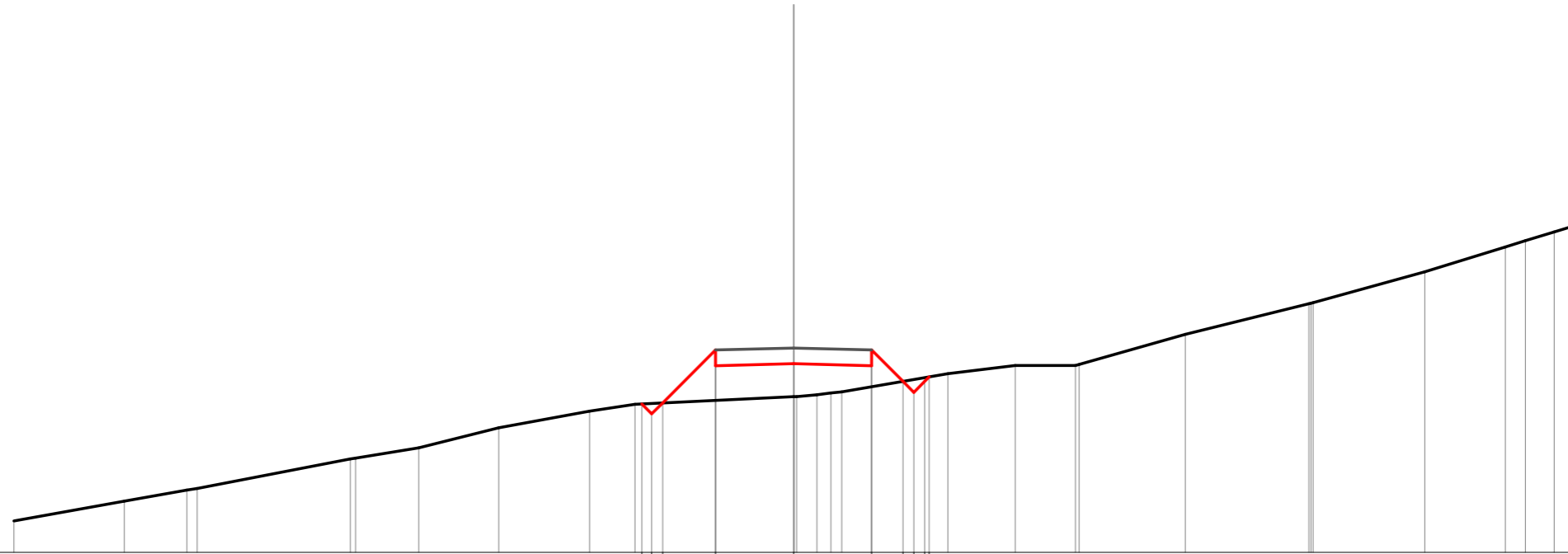


Quote		960.99	961.06	960.99	960.49	960.14	960.63
Parziali		2.50	2.50	1.01	0.35	0.35	
Sviluppata Par.		2.50	2.50	1.42	0.70	0.70	
Sviluppata		0.00	2.50	5.00	6.43	6.92	7.62
Progressiva		-2.50	0.00	2.50	3.51	3.86	4.35
Dislivelli		1.62	1.06	0.68	0.00	-0.41	0.00

Sezione: 50117
 Progressiva: 1100.000
 Q. Progetto: 961.556

Scala H 1/200.00
 Scala V 1/200.00

955.00
 ▽

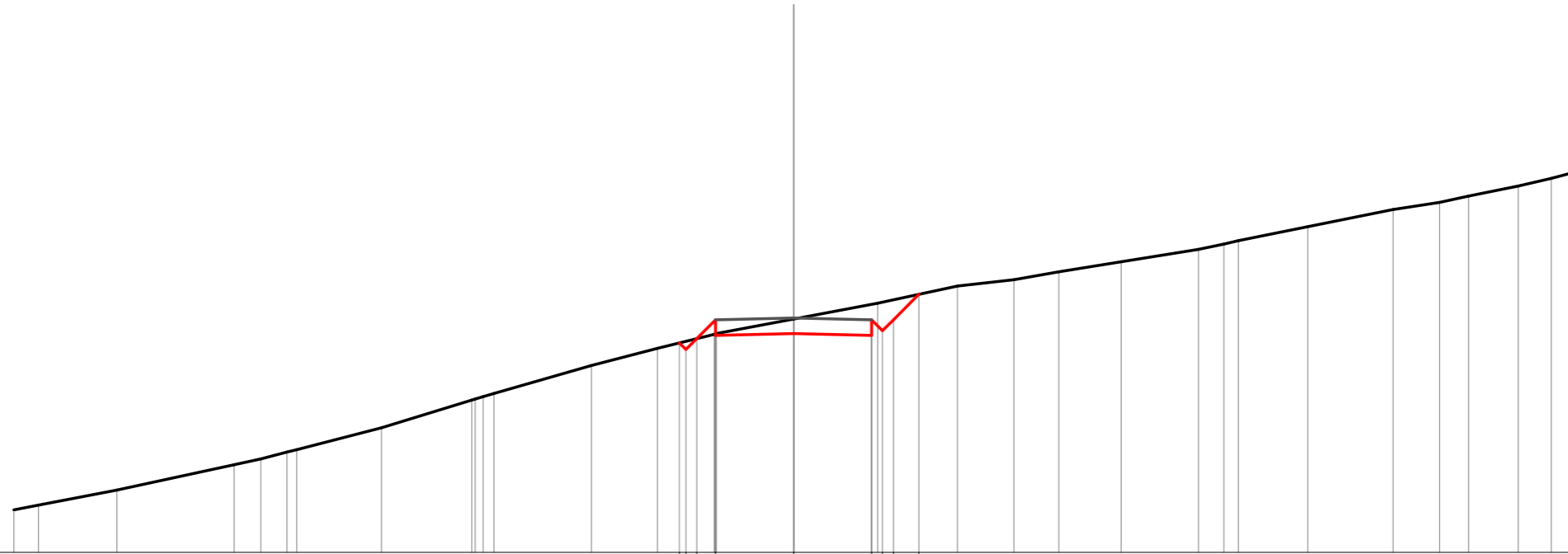


Quote			959.76	959.45	959.80	960.99	961.06	960.99	960.49	960.14	960.63
Parziali			0.32	0.33	1.70	2.50	2.50	1.01	0.35	0.35	
Sviluppata Par.			0.64	0.66	2.40	2.50	2.50	1.42	0.70	0.70	
Sviluppata			0.00	0.45	0.95	3.35	5.85	8.35	9.77	10.27	10.76
Progressiva			-4.87	-4.55	-4.20	-2.50	0.00	2.50	3.51	3.86	4.35
Dislivelli			0.00	-0.33	0.00	1.62	1.06	0.68	0.00	-0.41	-0.00

Sezione: 50118
 Progressiva: 1110.000
 Q. Progetto: 961.524

Scala H 1/200.00
 Scala V 1/200.00

954.00

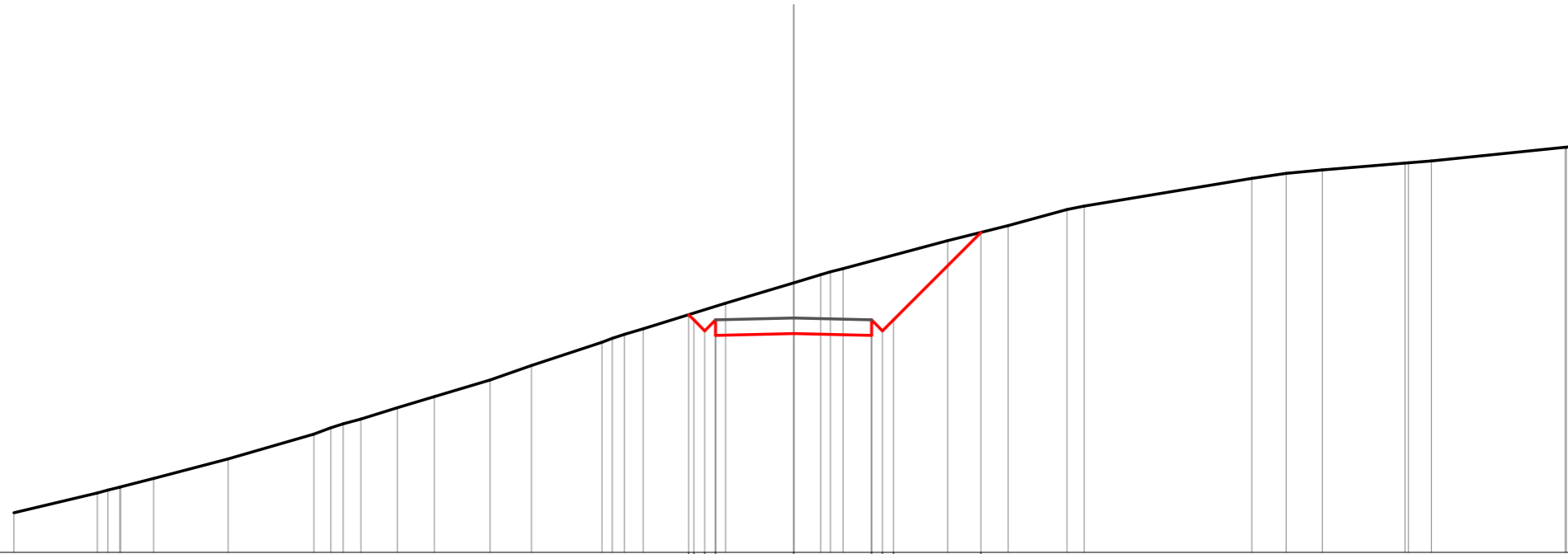



Quote		960.72	960.51	960.66	960.96	961.02	960.96	961.16	961.46	962.28
Parziali		0.00	0.35	0.60	2.50	2.50	0.35	0.35	0.82	
Sviluppata Par.		0.00	0.49	0.85	2.50	2.50	0.49	0.49	1.16	
Sviluppata		0.00	0.30	4.64	4.14	6.64	7.63	8.79		
Progressiva		-3.66	-3.45	-2.50	0.00	2.50	3.20	4.02		
Dislivelli		0.00	-0.26	0.00	0.45	-0.46	-1.00	-0.92	-0.65	-0.00

Sezione: 50119
 Progressiva: 1120.000
 Q. Progetto: 961.521

Scala H 1/200.00
 Scala V 1/200.00

954.00

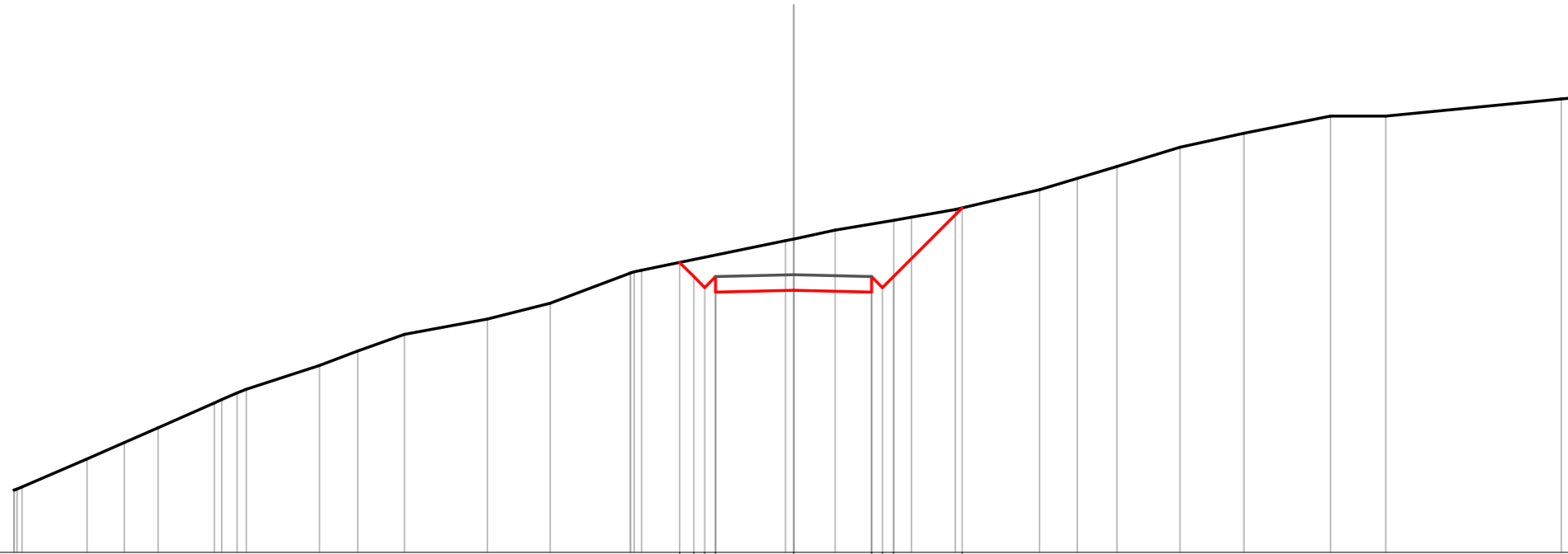


Quote		961.63	961.16	961.11	960.96	961.02	960.96	961.16	961.16	964.27
Parziali		0.00	0.46	0.35	0.35	2.50	2.50	0.35	0.35	2.81
Sviluppata Par.		0.00	0.46	0.73	1.23	2.50	2.50	0.49	0.49	3.97
Sviluppata		0.00	0.24	0.73	1.23	3.73	6.23	6.23	7.22	11.19
Progressiva		-3.37	-3.20	-2.85	-2.50	0.00	2.50	2.50	3.20	6.01
Dislivelli		-0.00	-0.22	-0.08	-0.44	-1.63	-2.39	-2.34	-2.08	0.00

Sezione: 50120
 Progressiva: 1130.000
 Q. Progetto: 961.912

Scala H 1/200.00
 Scala V 1/200.00

953.00

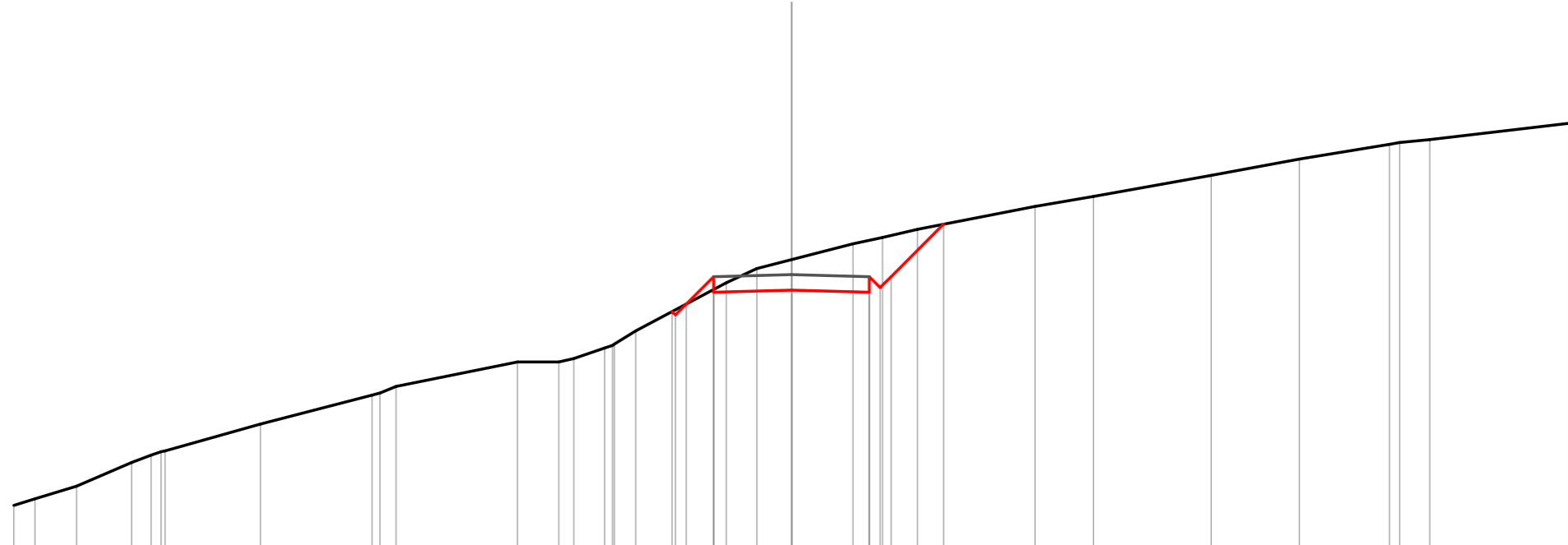



Quote				962.30	961.85	961.50	961.35	961.41	961.35	961.30	964.05
Parziali				0.45	0.35	0.35	2.50	2.50	0.35	0.35	2.20
Sviluppata Par.				0.64	0.49	0.49	2.50	2.50	0.49	0.49	3.11
Sviluppata				0.00	0.64	1.14	1.63	4.13	6.63	7.03	10.74
Progressiva				-3.65	-3.20	-2.85	-2.50	0.00	2.50	2.85	5.40
Dislivelli				0.00	-0.55	-0.97	-0.69	-1.64	-2.19	-2.10	0.00

Sezione: 50121
 Progressiva: 1140.000
 Q. Progetto: 962.805

Scala H 1/200.00
 Scala V 1/200.00

954.00

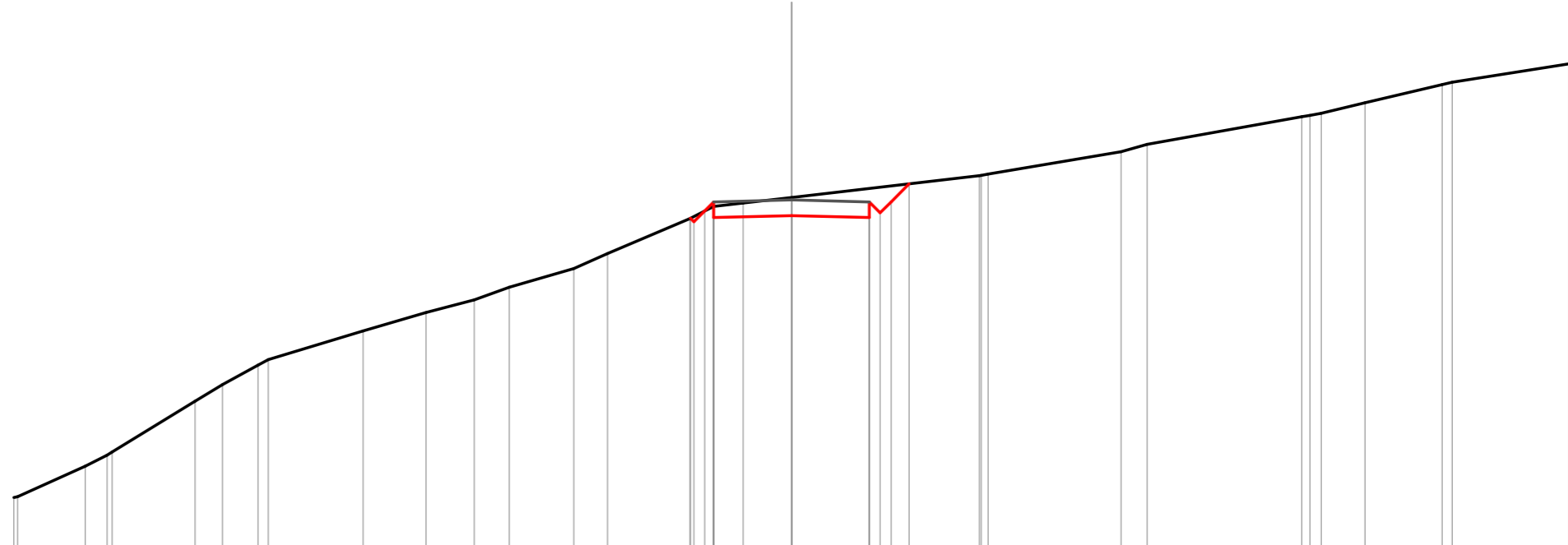



Quote				961.62	961.86	962.24	962.31	962.24	962.39	962.74	964.43	
Parziali				0.35	0.88	2.50	2.50	0.35	0.35	1.69		
Sviluppata Par.				0.49	1.25	2.50	2.50	0.49	0.49	2.39		
Sviluppata				0.00	0.15	0.65	1.90	4.40	6.90	7.89	10.28	
Progressiva				-3.84	-3.73	-3.38	-2.50	0.00	2.50	3.20	4.89	
Dislivelli				0.00	-0.18	0.00	0.42	-0.98	-1.67	-1.39	-1.32	0.00

Sezione: 50122
 Progressiva: 1150.000
 Q. Progetto: 964.209

Scala H 1/200.00
 Scala V 1/200.00

953.00

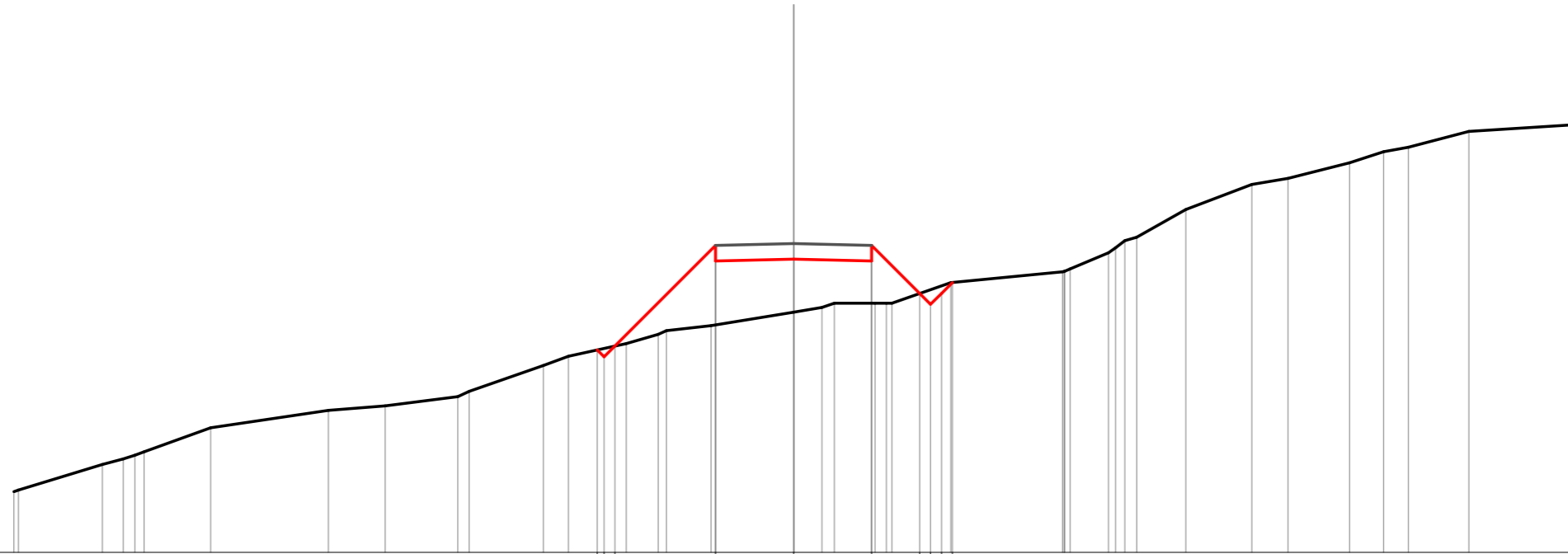



Quote		963.62	963.65	963.71	963.65	964.73
Parziali		0.35	2.50	2.50	0.35	0.68
Sviluppata Par.		0.49	2.50	2.50	0.49	0.82
Sviluppata		0.00	3.56	3.56	6.06	7.88
Progressiva		-3.25	0.00	0.00	2.50	3.78
Dislivelli		0.00	-0.58	-0.58	-0.93	-0.00

Sezione: 50123
 Progressiva: 1160.000
 Q. Progetto: 965.911

Scala H 1/200.00
 Scala V 1/200.00

956.00

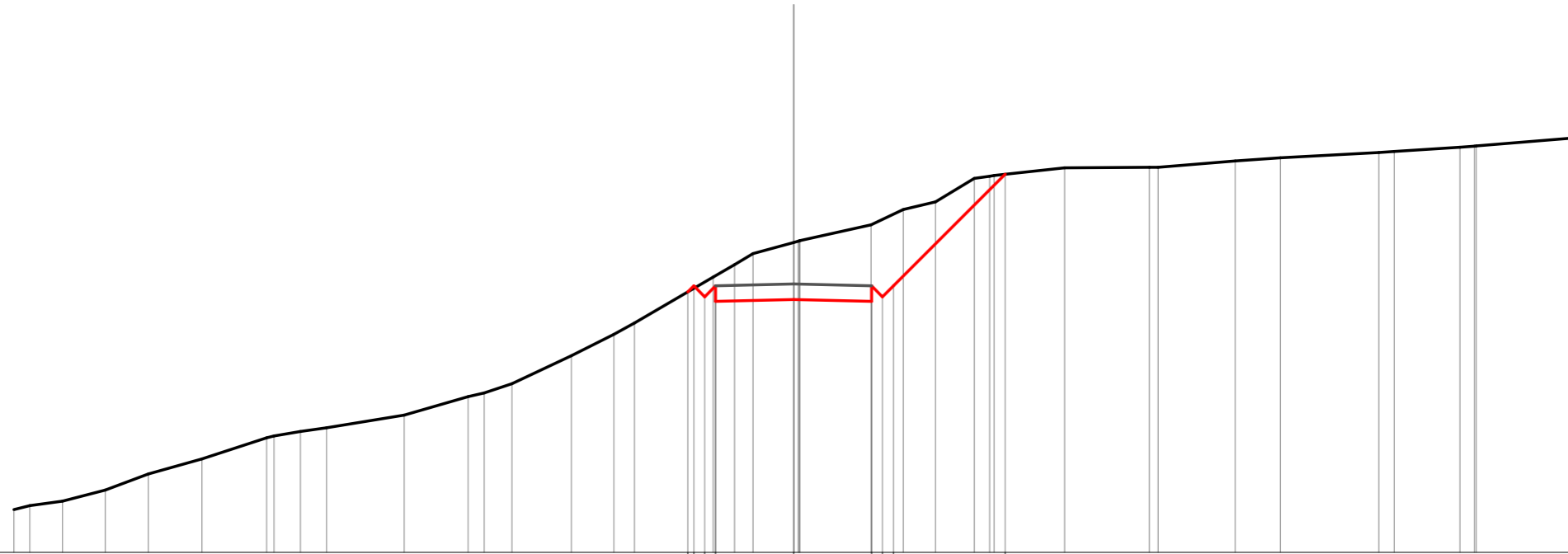


Quote		962.50	962.27	962.52		965.35	965.41	965.35	964.31	963.96	964.31	964.86
Parziali		0.00	0.32	0.81	3.23	2.50	2.50	1.54	0.35	0.35	0.35	
Sviluppata Par.		0.00	0.49	0.49	4.56	2.50	2.50	2.18	0.49	0.49	0.50	
Sviluppata		0.00	0.32	0.81	5.37	7.87	10.37	12.55	13.05	13.54	14.04	
Progressiva		-6.30	-6.08	-5.73	-2.50	0.00	2.50	4.04	4.39	4.74	5.09	
Dislivelli		0.00	-0.27	0.00	2.55	1.70	1.35	0.00	-0.47	-0.24	0.00	

Sezione: 50124
 Progressiva: 1170.000
 Q. Progetto: 967.615

Scala H 1/200.00
 Scala V 1/200.00

959.00

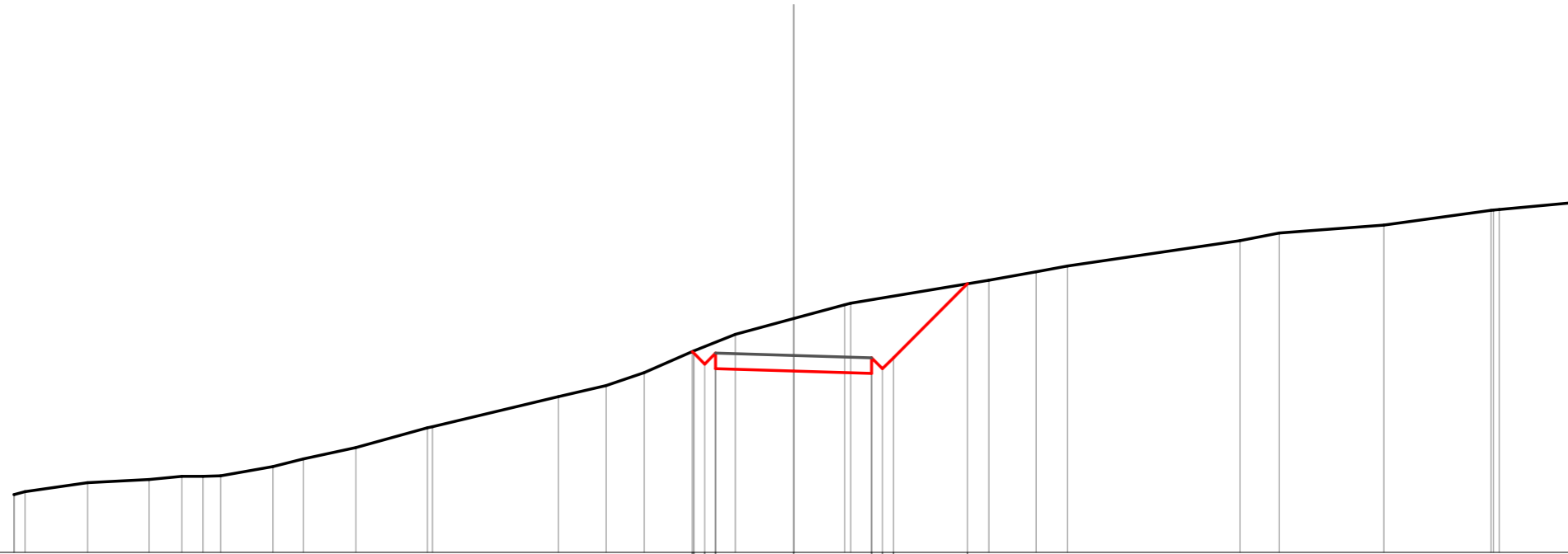



Quote		967.36	967.55	967.20	967.05	967.11	967.05	967.20	967.55	971.14
Parziali		0.00	0.35	0.35	2.50	2.50	0.35	0.35	3.58	
Sviluppata Par.		0.00	0.49	0.49	2.50	2.50	0.49	0.49	5.07	
Sviluppata		0.00	0.28	0.77	1.27	3.77	6.27	7.26	12.32	
Progressiva		-3.39	-3.20	-2.85	-2.50	0.00	2.50	2.85	3.20	6.78
Dislivelli		-0.00	0.08	-0.47	-0.33	-1.83	-2.46	-2.46	-2.30	-0.00

Sezione: 50125
 Progressiva: 1180.000
 Q. Progetto: 969.319

Scala H 1/200.00
 Scala V 1/200.00

963.00
 ▽

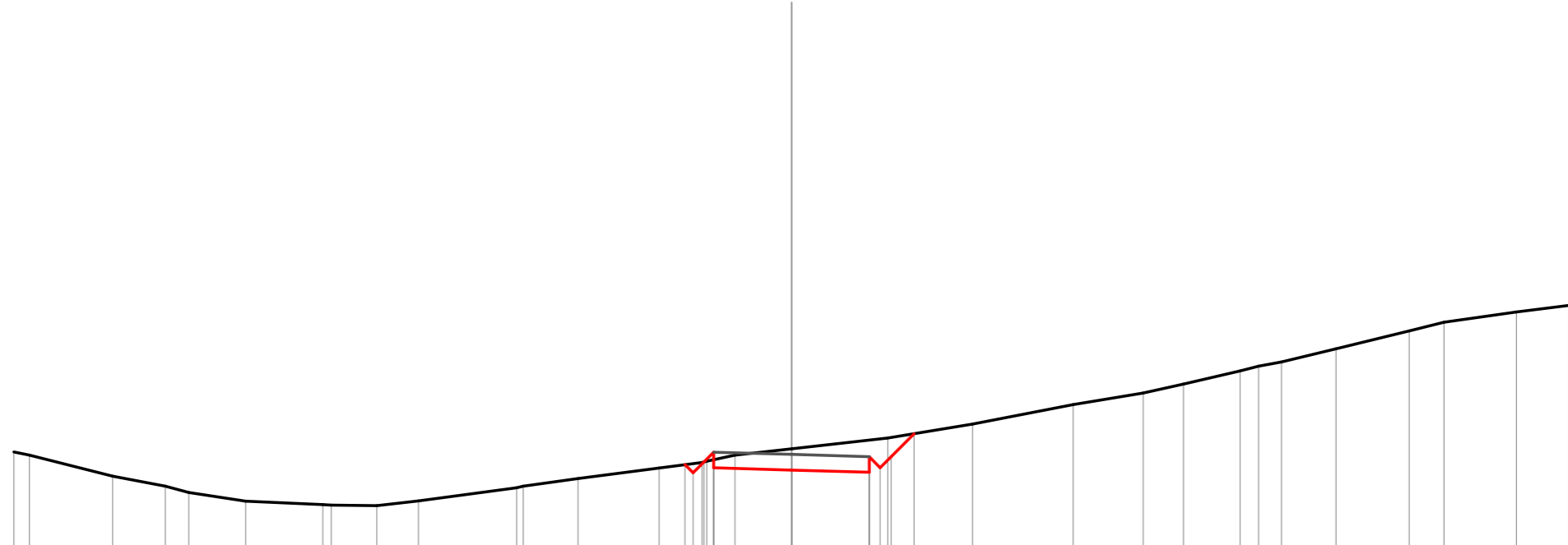


Quote		969.44	968.82	968.74	971.62
Parziali		0.35 0.35	2.50	0.35 0.35	2.38
Sviluppata Par.		0.49 0.49	2.50	0.49 0.49	3.36
Sviluppata		0.00 0.07 1.06	3.56	6.06 7.06	10.41
Progressiva		-3.25 -3.20 -2.85	0.00	2.50 2.50 3.20	5.58
Dislivelli		-0.00 -0.07 -0.35	-1.69	-2.37 -2.72 -1.96	0.00

Sezione: 50126
 Progressiva: 1190.000
 Q. Progetto: 971.022

Scala H 1/200.00
 Scala V 1/200.00

968.00
 ▽

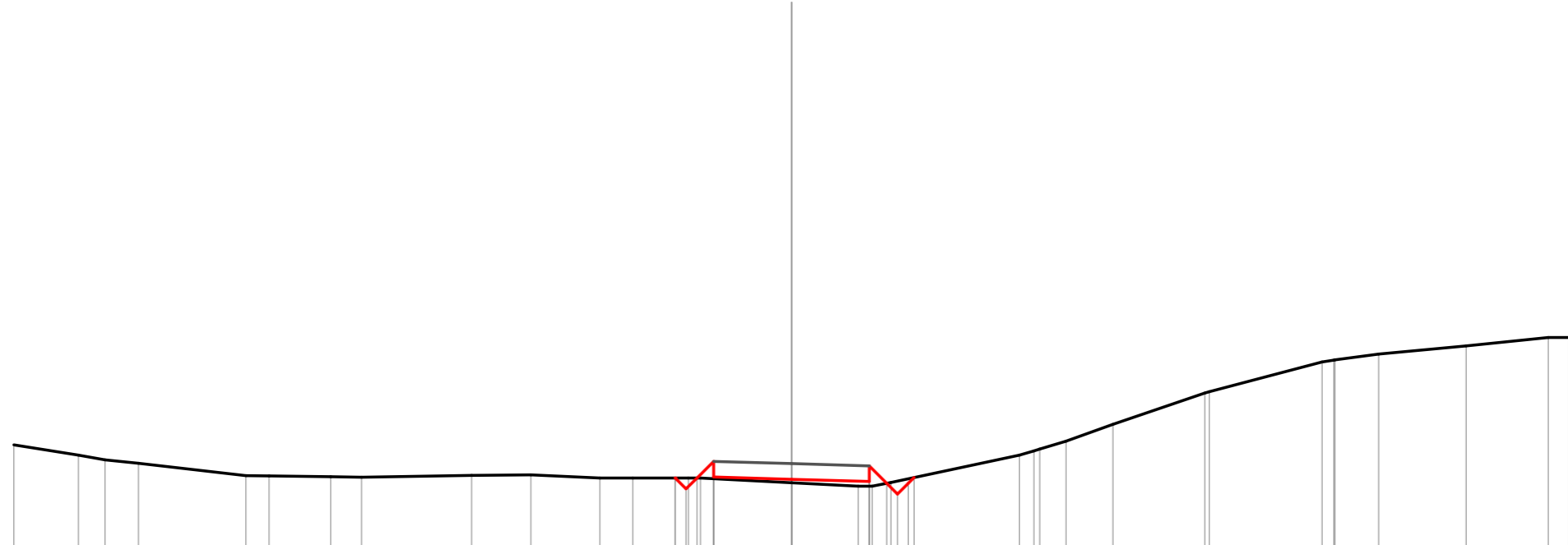


Quote			970.70	970.43	970.60	970.52	970.45	970.50	970.59	971.69	
Parziali			0.36	0.35	2.50	2.50	0.35	0.35	0.74		
Sviluppata Par.			0.37	0.49	2.50	2.50	0.49	0.49	1.05		
Sviluppata			0.00	0.37	0.87	1.31	3.81	6.31	7.30	8.35	
Progressiva			-3.43	-3.17	-2.50		0.00	2.50	2.55	3.20	3.94
Dislivelli			0.00	-0.30	0.24		-0.68	-1.04	-0.92	-0.62	-0.00

Sezione: 50127
 Progressiva: 1200.000
 Q. Progetto: 972.726

Scala H 1/200.00
 Scala V 1/200.00

970.00
 ▽

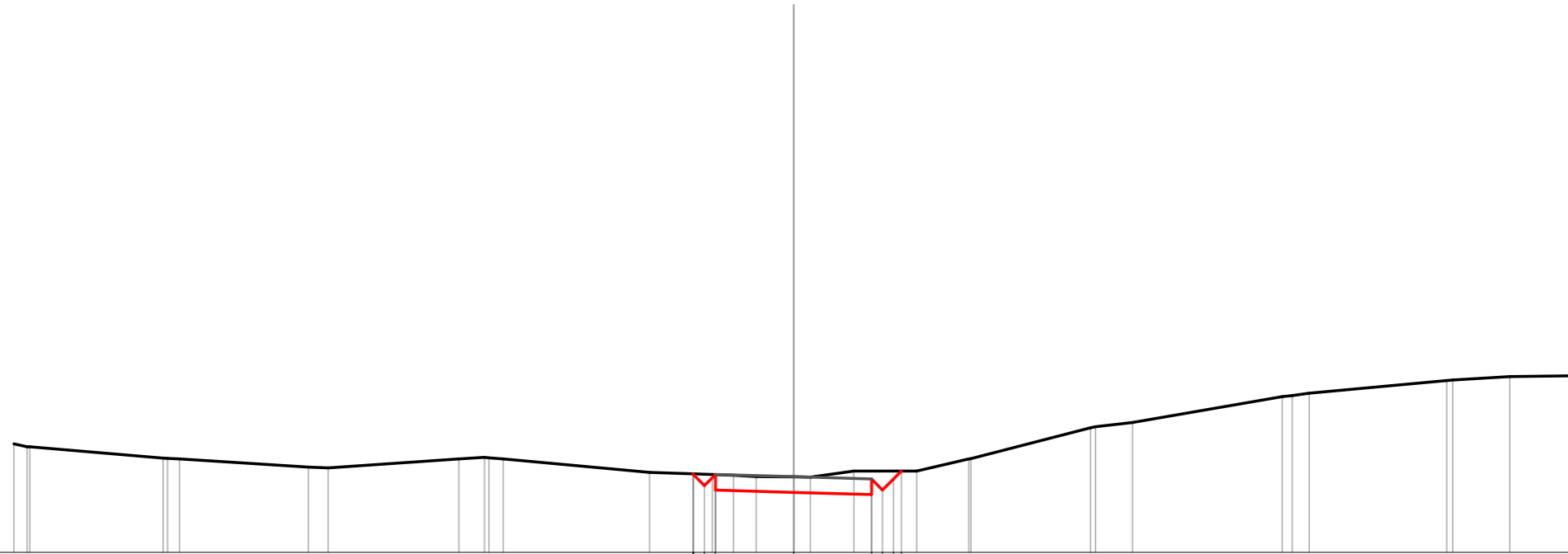


Quote		972.26	971.91	972.26	972.30		972.23		972.15	972.09	971.74	972.28
Parziali		0.35	0.35	0.54	2.50		2.50		0.56	0.35	0.35	0.10
Sviluppata Par.		0.49	0.49	0.76	2.50		2.50		0.79	0.79	0.79	0.79
Sviluppata		0.00	0.49	0.99	1.75		4.25		6.75	7.54	8.03	8.53
Progressiva		-3.74	-3.39	-3.04	-2.50		0.00		2.50	3.06	3.41	3.94
Dislivelli		0.00	-0.35	-0.00	0.56		0.11		0.15	0.00	-0.42	0.00

Sezione: 50128
 Progressiva: 1210.000
 Q. Progetto: 974.429

Scala H 1/200.00
 Scala V 1/200.00

972.00

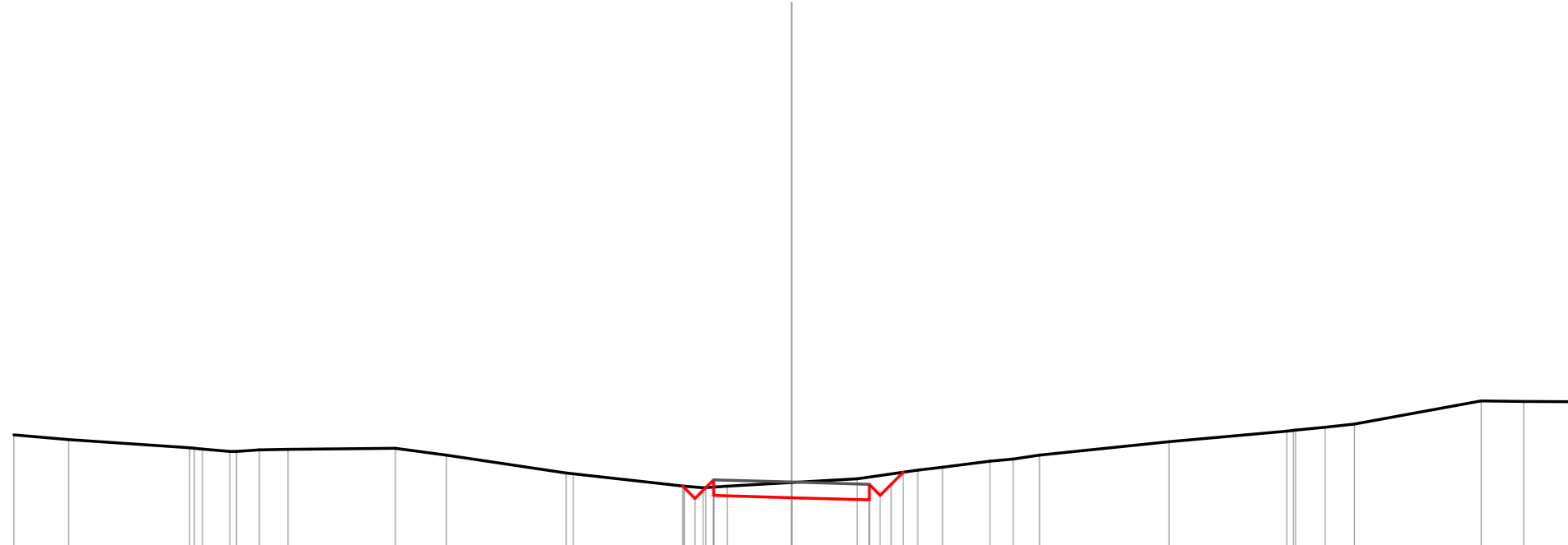


Quote		974.52		973.93		973.85		974.61	
Parziali		0.35	2.50	2.50		0.35	0.35	0.35	
Sviluppata Par.		0.49	2.50	2.50		0.49	0.39	0.39	
Sviluppata		0.00	0.03	0.53	1.02	3.53	6.03	7.02	7.38
Progressiva		-3.23	-3.21	-2.86		0.00	2.50	2.85	3.45
Dislivelli		0.00	-0.02	-0.36		-0.49	-0.75	-0.60	0.00

Sezione: 50129
 Progressiva: 1220.000
 Q. Progetto: 976.133

Scala H 1/200.00
 Scala V 1/200.00

974.00

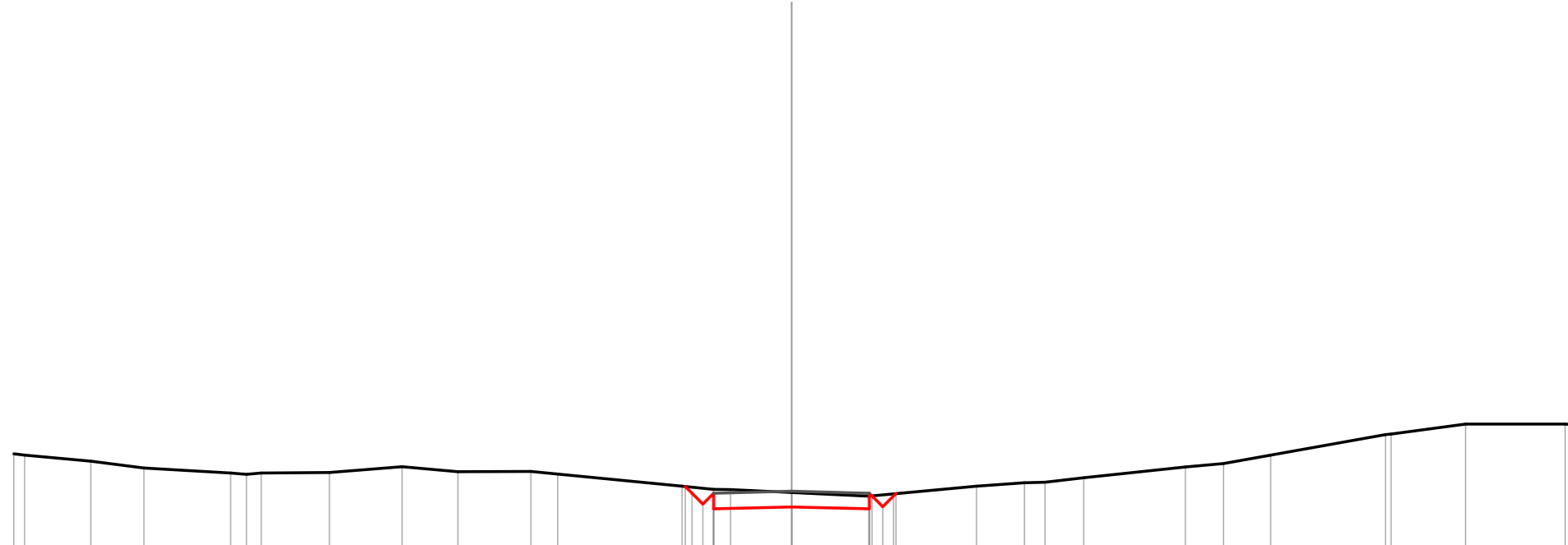



Quote		976.01	975.96	975.71	975.63	975.56	975.56	975.56	976.06	976.45
Parziali		0.35	0.35	2.50	2.50	0.35	0.35	0.35	0.39	
Sviluppata Par.		0.49	0.49	2.50	2.50	0.49	0.49	0.56		
Sviluppata		0.00	0.07	1.06	3.92	6.42	7.42	7.97		
Progressiva		-3.50	-3.45	-2.50	0.00	2.50	2.55	3.59		
Dislivelli		0.00	-0.05	0.24	-0.48	-0.73	-0.34	-0.10		

Sezione: 50130
 Progressiva: 1230.000
 Q. Progetto: 977.837

Scala H 1/200.00
 Scala V 1/200.00

976.00

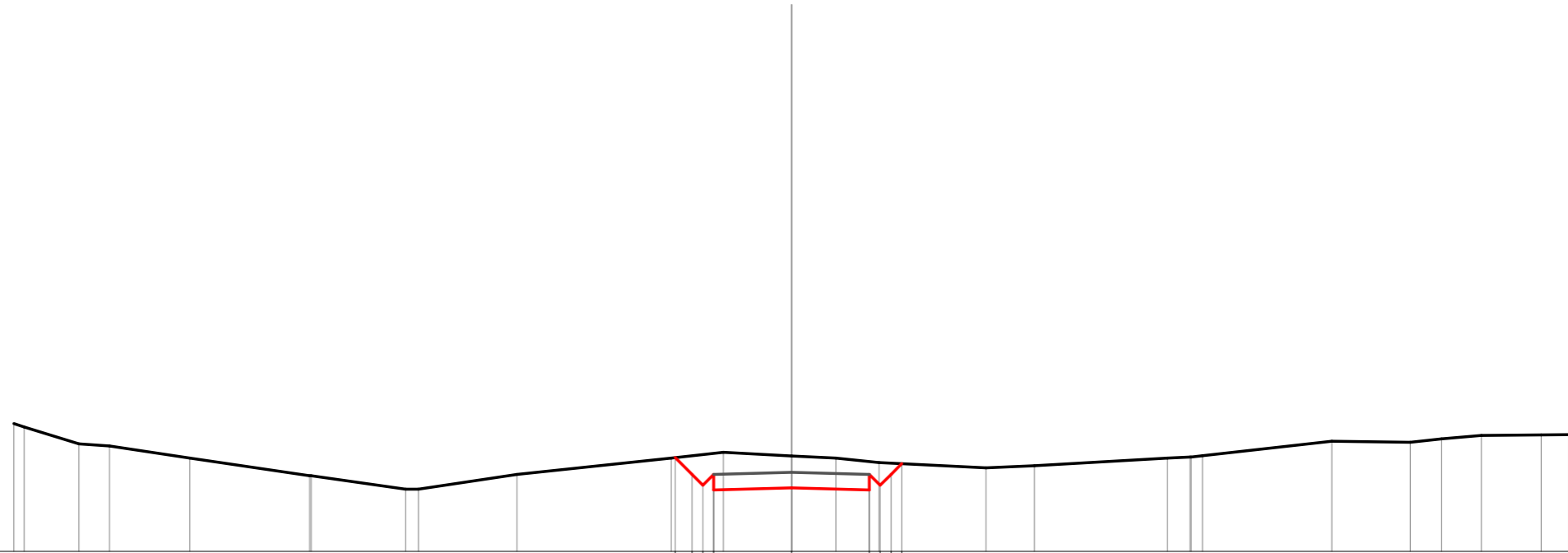



Quote		977.99	977.77	977.42	977.27	977.34	977.27	977.00	977.76
Parziali		0.00	0.30	0.80	1.29	2.50	2.50	0.35	0.35
Sviluppata Par.		0.00	0.49	0.49	2.50	2.50	0.49	0.49	0.35
Sviluppata		0.00	0.30	0.80	1.29	3.79	6.30	6.41	7.46
Progressiva		-3.42	-3.20	-2.85	-2.50	0.00	2.50	2.85	3.35
Dislivelli		0.00	-0.19	-0.51	-0.12	-0.46	-0.41	0.00	0.00

Sezione: 50131
 Progressiva: 1240.000
 Q. Progetto: 979.540

Scala H 1/200.00
 Scala V 1/200.00

977.00

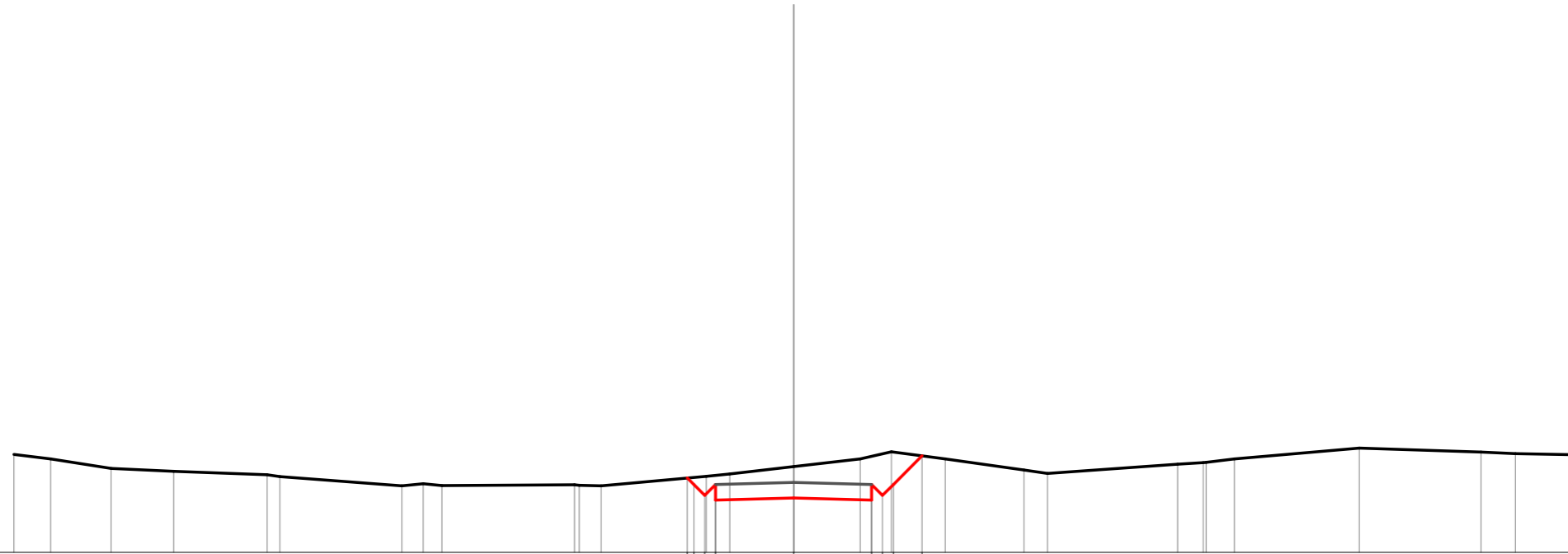



Quote		980.01		979.04		978.98
Parziali		0.54	2.50	2.50		0.35
Sviluppata Par.		0.76	2.50	2.50		0.49
Sviluppata		0.00	4.25			6.75
Progressiva		-3.74		0.00		2.50
Dislivelli		0.00	-1.03			-0.91

Sezione: 50132
 Progressiva: 1250.000
 Q. Progetto: 981.244

Scala H 1/200.00
 Scala V 1/200.00

979.00
 ▽

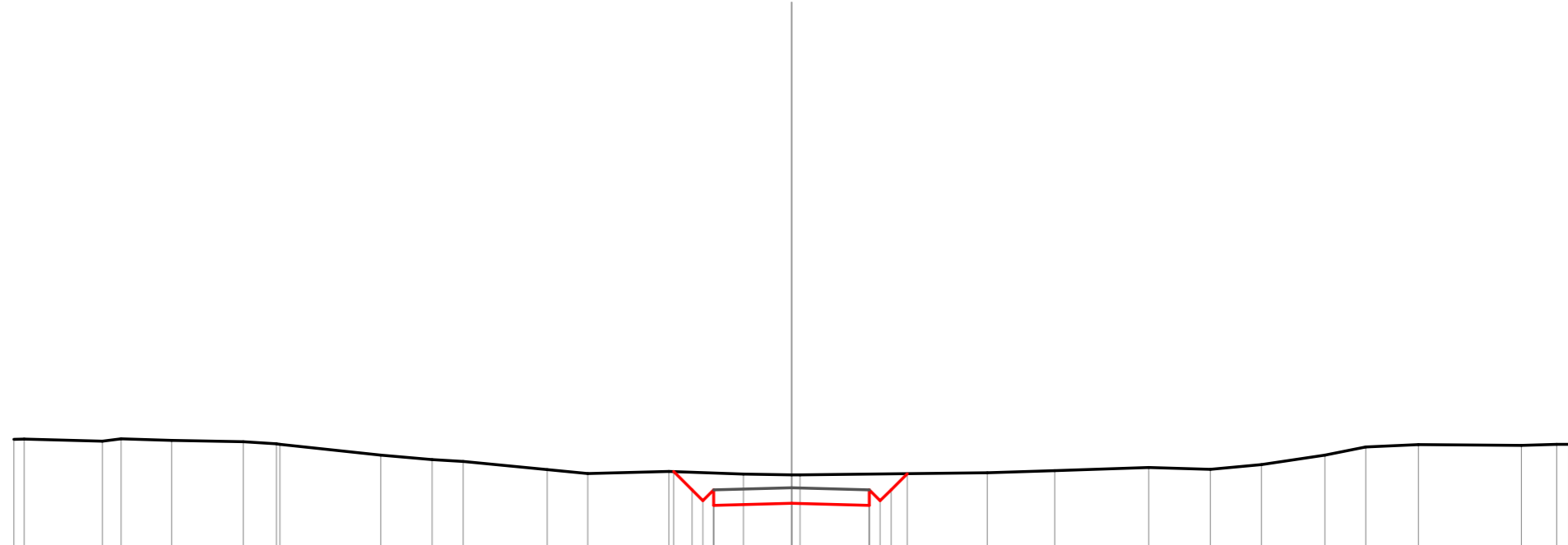


Quote		981.39	981.18	980.83	980.68	980.74	980.68	980.93	981.18	982.10
Parziali		0.00	0.35	0.35	0.35	2.50	2.50	0.35	0.35	0.92
Sviluppata Par.		0.00	0.49	0.49	0.49	2.50	2.50	0.49	0.49	1.30
Sviluppata		0.00	0.29	0.79	1.28	3.78	6.28	7.27	8.57	
Progressiva		-3.41	-3.20	-2.85	-2.50	0.00	2.50	3.20	4.12	
Dislivelli		0.00	-0.23	-0.61	-0.29	-1.01	-1.40	-1.33	-1.04	-0.00

Sezione: 50133
 Progressiva: 1260.000
 Q. Progetto: 982.947

Scala H 1/200.00
 Scala V 1/200.00

981.00

Quote		983.47	982.88	982.53	982.38	982.15	982.38	982.53	983.40
Parziali		0.59	0.35	2.50	2.50	2.50	0.35	0.35	0.52
Sviluppata Par.		0.83	0.49	2.50	2.50	2.50	0.49	0.49	0.73
Sviluppata		0.00	0.83	4.32	4.32	4.32	6.82	7.81	8.55
Progressiva		-3.79	-3.20	0.00	0.00	0.00	2.50	3.20	3.72
Dislivelli		0.00	-0.57	-0.92	-0.92	-0.92	-1.00	-0.56	-0.00