

Comune  
di Corleto Perticara



Regione Basilicata



Provincia di Potenza



Committente:

**RWE**

**RENEWABLES ITALIA S.R.L.**  
Via Andrea Doria, 41/G - 00192 Roma  
P.IVA/C.F. 06400370968  
pec: rwerenewablesitaliasrl@legalmail.it

Titolo del Progetto:

**Progetto per la realizzazione di una centrale eolica da 44,80 MW nel  
comune di Corleto Perticara (PZ)**

Documento:

**PROGETTO DEFINITIVO**

Richiesta Autorizzazione Unica ai sensi del D. Lgs. 387 del 29/09/2003

N° Documento:

**PECP\_A.16.a.17.a.6**

ID PROGETTO:	<b>PECP</b>	DISCIPLINA:	<b>P</b>	TIPOLOGIA:	<b>D</b>	FORMATO:	<b>A3</b>
--------------	-------------	-------------	----------	------------	----------	----------	-----------

Elaborato:

**Quaderno delle sezioni in fase di lavoro WTG 06 - 6 di 8**

FOGLIO:	<b>6 di 8</b>	SCALA:	<b>1:200</b>	Nome file:	<b>PECP_A.16.a.17.a.6_Quaderno_delle_sezioni_temporanee_6_di_8.pdf</b>
---------	---------------	--------	--------------	------------	--

Progettazione:

**R.T.P. D'Occhio - De Blasis**  
Via S. Angelo, 10 - 82020 Campolattaro (BN)

Progettisti:



Ing. Giuseppe Antonio De Blasis



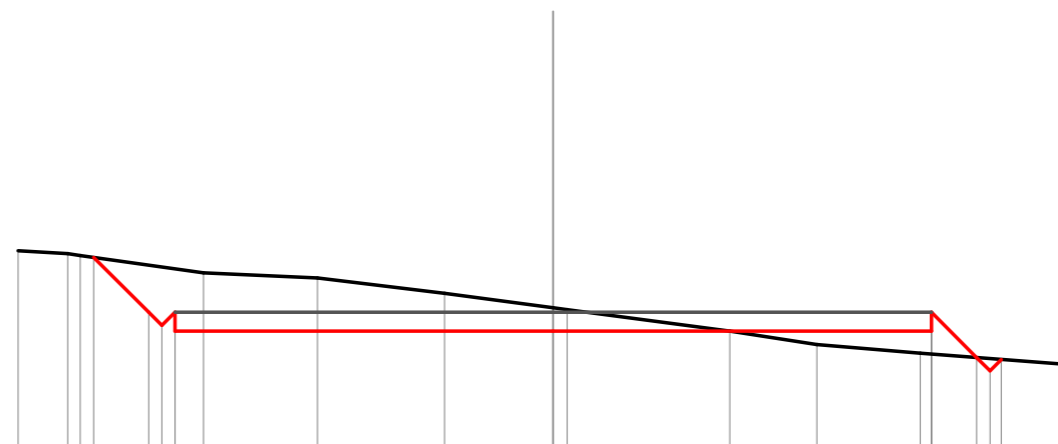
Arch. Carmine D'Occhio

Rev:	Data Revisione	Descrizione Revisione	Redatto	Controllato	Approvato
00	07/12/2020	PRIMA EMISSIONE	R.T.P.D'Occhio - De Blasis	RWE	RWE

Sezione: 60001  
 Progressiva: 0.000  
 Q. Progetto: 915.500

Scala H 1/200.00  
 Scala V 1/200.00

912.00

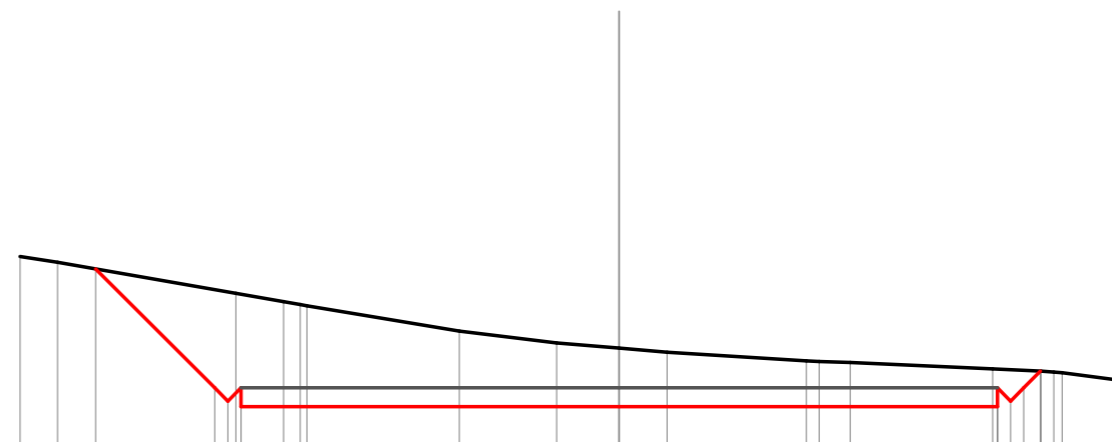


Quote	916.95	915.50 915.25 915.00	915.00	915.00	915.00	914.30 914.25
Parziali	1.45	0.35 0.35	10.00	10.00	1.20	0.35 0.35
Sviluppata Par.	2.05	0.49 0.49	10.00	10.00	1.70	0.49 0.49
Sviluppata	0.00	2.05 2.64 3.04	13.04	23.04	24.74 25.23 25.66	
Progressiva	-12.15	-10.70 -10.35 -10.00	0.00	10.00	11.20 11.85	
Dislivelli	0.00	-1.25 -1.55 -1.15	-0.62	0.61	0.00 0.00	

Sezione: 60002  
 Progressiva: 10.000  
 Q. Progetto: 915.500

Scala H 1/200.00  
 Scala V 1/200.00

914.00

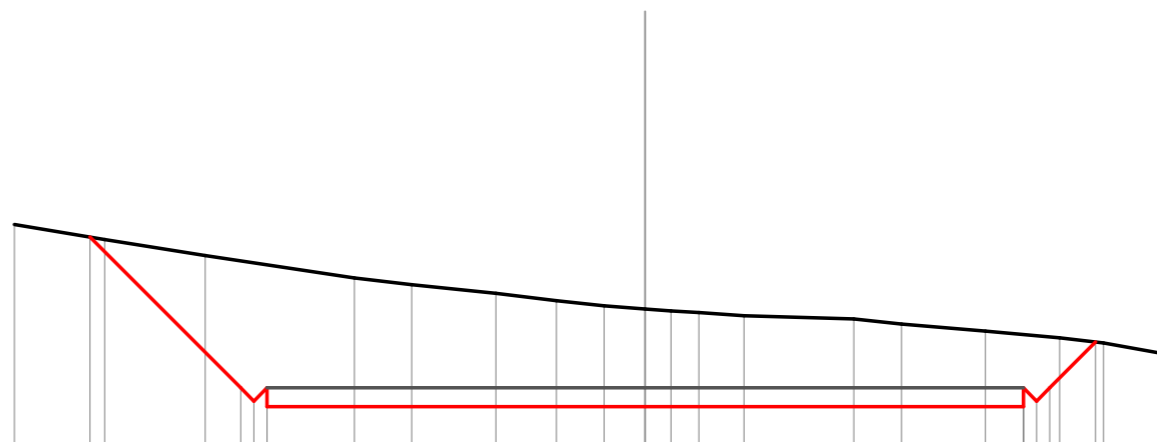


Quote	918.64	915.50 915.15 915.00	915.00	915.00	915.00 915.15 915.50 915.94
Parziali	3.14	0.35 0.35	10.00	10.00	0.35 0.35 0.44
Sviluppata Par.	4.45	0.49 0.49	10.00	10.00	0.49 0.49 0.62
Sviluppata	0.00	4.45 4.94 5.44	15.44		25.44 25.93 26.43 27.05
Progressiva	-13.84	-10.70 -10.35 -10.00	0.00		10.00 10.35 10.70 11.14
Dislivelli	0.00	-2.60 -2.89 -2.48	-1.55		-0.98 -0.83 -0.46 0.00

Sezione: 60003  
 Progressiva: 17.000  
 Q. Progetto: 915.500

Scala H 1/200.00  
 Scala V 1/200.00

914.00

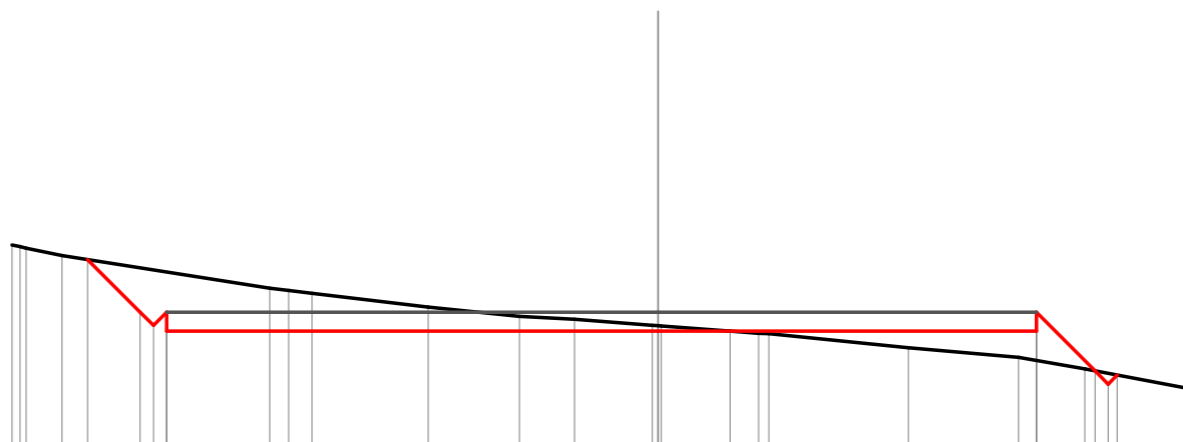


Quote	919.49	915.50 915.15 915.00	915.00	915.00	915.00 915.15 915.50	916.71
Parziali	3.99	0.35 0.35	10.00	10.00	0.35 0.35	1.21
Sviluppata Par.	5.64	0.49 0.49	10.00	10.00	0.49 0.49	1.71
Sviluppata	0.00	5.64 6.13 6.63	16.63	16.63	26.63 27.12 27.62	29.33
Progressiva	-14.89	-10.70 -10.35 -10.00	0.00	0.00	10.00 10.35 10.70	11.91
Dislivelli	0.00	-3.36 -3.66 -3.25	-2.59	-2.59	-1.91 -1.73 -1.35	0.00

Sezione: 60004  
 Progressiva: 20.000  
 Q. Progetto: 918.500

Scala H 1/200.00  
 Scala V 1/200.00

915.00

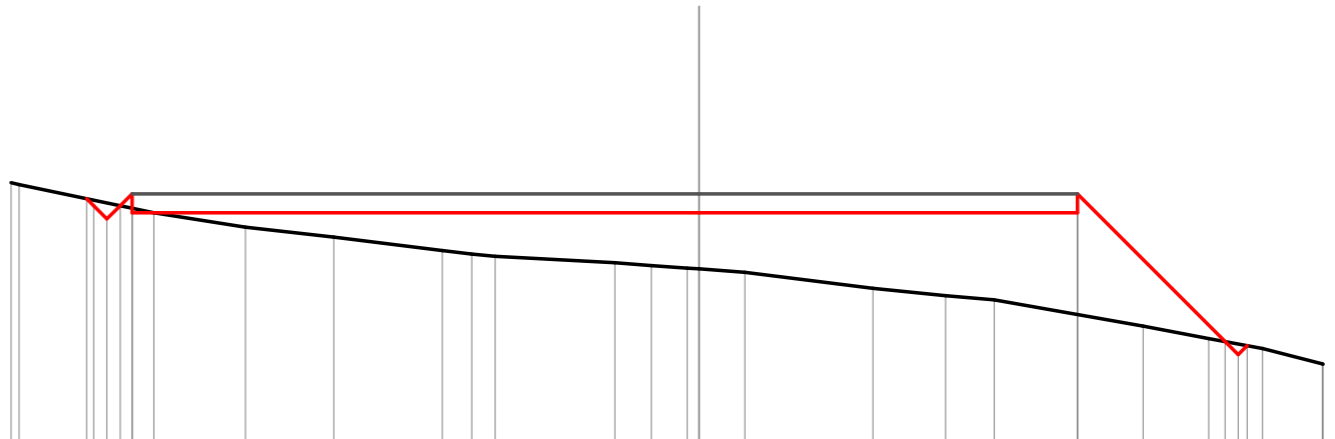


Quote	919.89	918.50	918.00	918.00	918.00	916.95	916.84
Parziali	1.39	0.35	13.00	10.00	1.55	0.35	0.01
Sviluppata Par.	1.97	0.49	13.00	10.00	2.19	0.49	0.01
Sviluppata	0.00	1.97	15.96	25.96	28.15	28.65	28.99
Progressiva	-15.09	-13.70	0.00	10.00	11.55	12.14	
Dislivelli	-0.00	-1.17	-0.14	0.77	-0.00	0.00	

Sezione: 60005  
 Progressiva: 22.000  
 Q. Progetto: 920.500

Scala H 1/200.00  
 Scala V 1/200.00

914.00

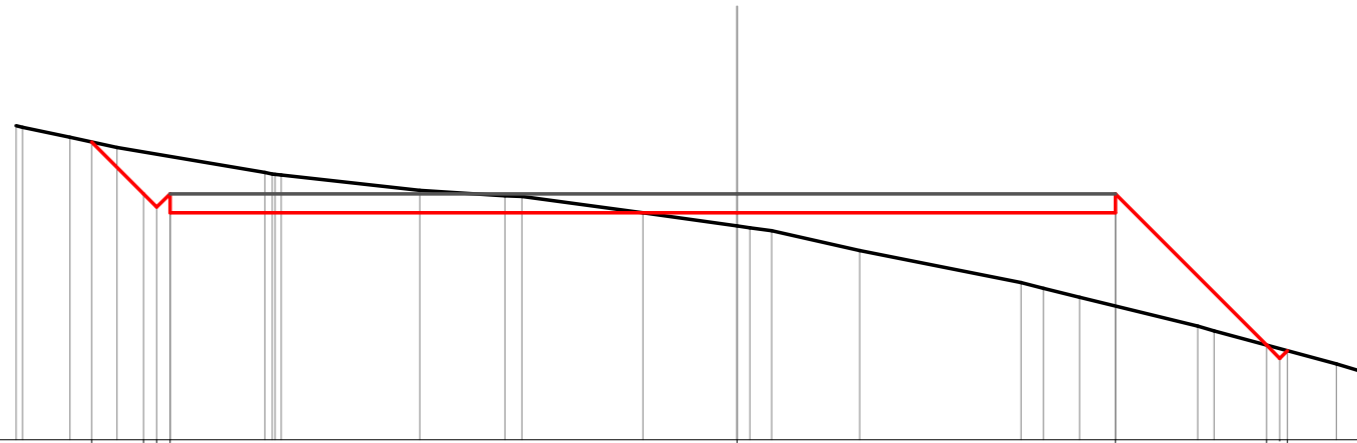


Quote	920.37 920.19 918.84 920.00	920.00	920.00	920.00	916.60 916.49
Parziali	0.35 0.35 0.35 0.31	15.00	10.00	3.90	0.35 0.31
Sviluppata Par.	0.49 0.49 0.49 0.31	15.00	10.00	5.52	0.49 0.31
Sviluppata	0.00 0.26 1.26 1.70	16.70	26.70	32.22 32.71 33.05	
Progressiva	-16.20 -16.01 -15.80 -15.00	0.00	10.00	13.90 14.49	
Dislivelli	0.00 -0.15 -0.42 0.38	1.49	2.69	0.00 0.00	

Sezione: 60006  
 Progressiva: 30.000  
 Q. Progetto: 920.500

Scala H 1/200.00  
 Scala V 1/200.00

914.00  
 ▽

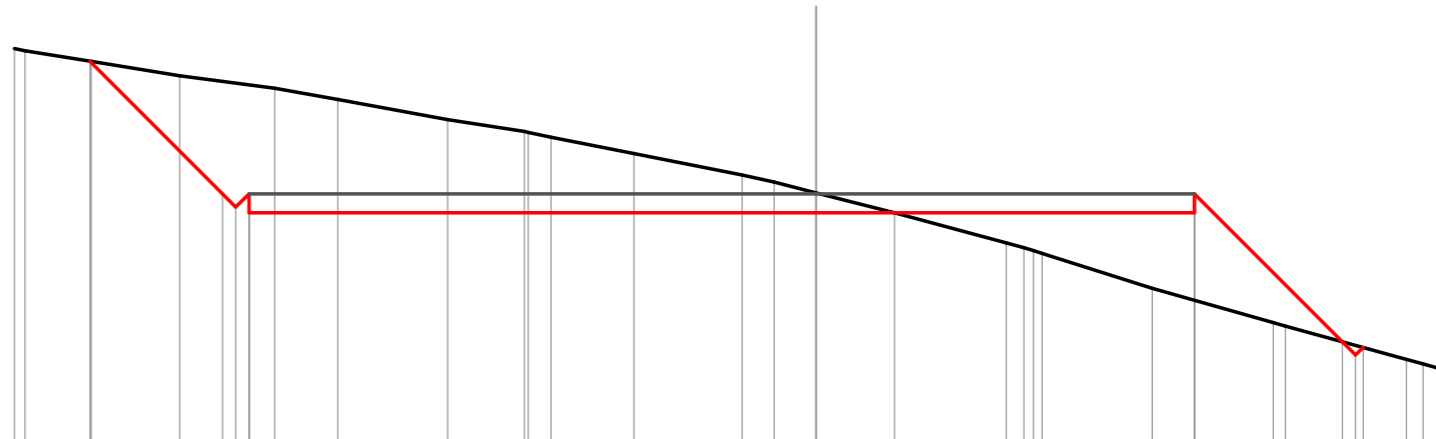


Quote	921.87	920.50 920.15 920.00	920.00	920.00	916.50 916.35
Parziali	1.37	0.35 0.35	15.00	10.00	4.00 0.35 0.35
Sviluppata Par.	1.94	0.49 0.49	15.00	10.00	5.66 0.49 0.49
Sviluppata	0.00	1.94 2.44 2.83	17.93	27.93	33.59 34.08 34.37
Progressiva	-17.07	-15.70 -15.35 -15.00	0.00	10.00	14.00 14.55
Dislivelli	0.00	-1.10 -1.39 -0.99	0.35	2.47	-0.00 0.00

Sezione: 60007  
 Progressiva: 40.000  
 Q. Progetto: 920.500

Scala H 1/200.00  
 Scala V 1/200.00

914.00



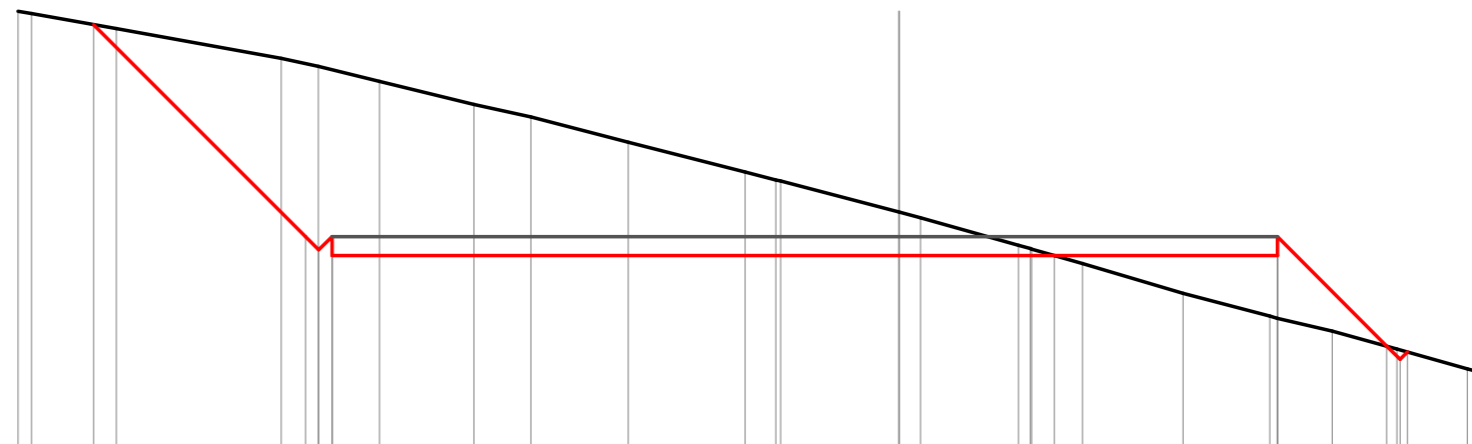
Quote	924.01	920.50 920.15 920.00	920.00	920.00	916.59 916.44
Parziali	3.51	0.35 0.35 0.35	15.00	10.00	3.91 0.35 0.35
Sviluppata Par.	4.96	0.49 0.49 0.49	15.00	10.00	5.53 0.49 0.35
Sviluppata	0.00	4.96 5.45 5.95	20.95	30.95	36.48 36.98 37.26
Progressiva	-19.21	-15.70 -15.35 -15.00	0.00	10.00	13.91 14.46
Dislivelli	0.00	-2.97 -3.27 -2.88	-0.53	2.32	0.00 0.00



Sezione: 60008  
 Progressiva: 50.000  
 Q. Progetto: 920.500

Scala H 1/200.00  
 Scala V 1/200.00

915.00

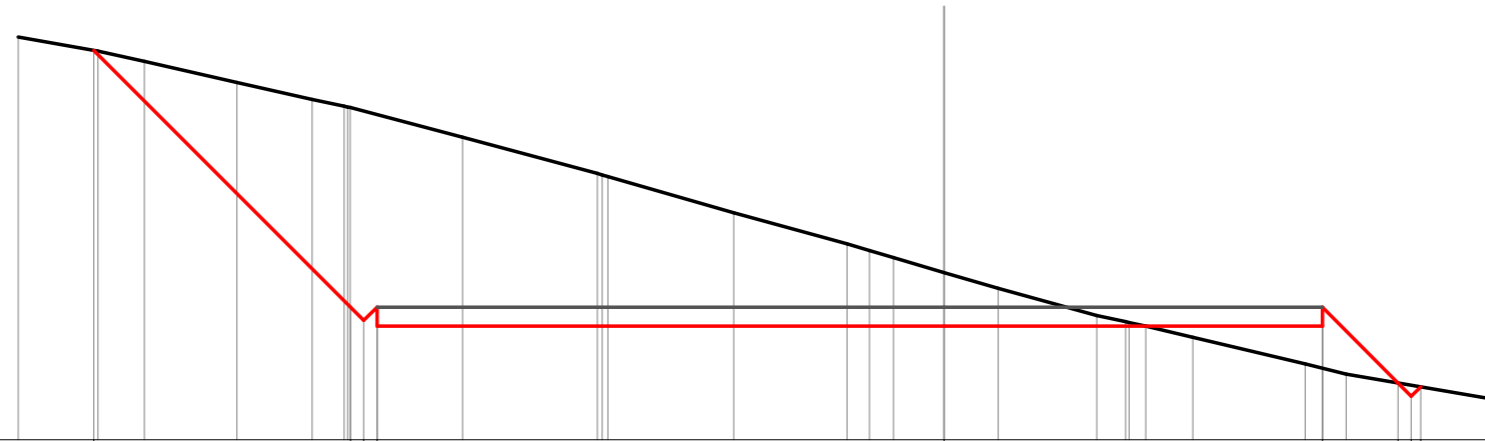


Quote	926.11	920.50 920.15 920.00	920.00	920.00	917.61 917.45
Parziali	5.61	0.35 0.35	15.00	10.00	2.89 0.35 0.35
Sviluppata Par.	7.93	0.49 0.49	15.00	10.00	4.09 0.49 0.35
Sviluppata	0.00	7.93 8.42 8.92	23.92	33.92	38.01 38.31 38.79
Progressiva	-21.31	-15.70 -15.35 -15.00	0.00	10.00	12.89 13.44
Dislivelli	0.00	-4.57 -4.85 -4.41	-1.15	1.66	0.00 0.00

Sezione: 60009  
 Progressiva: 57.000  
 Q. Progetto: 920.500

Scala H 1/200.00  
 Scala V 1/200.00

917.00  

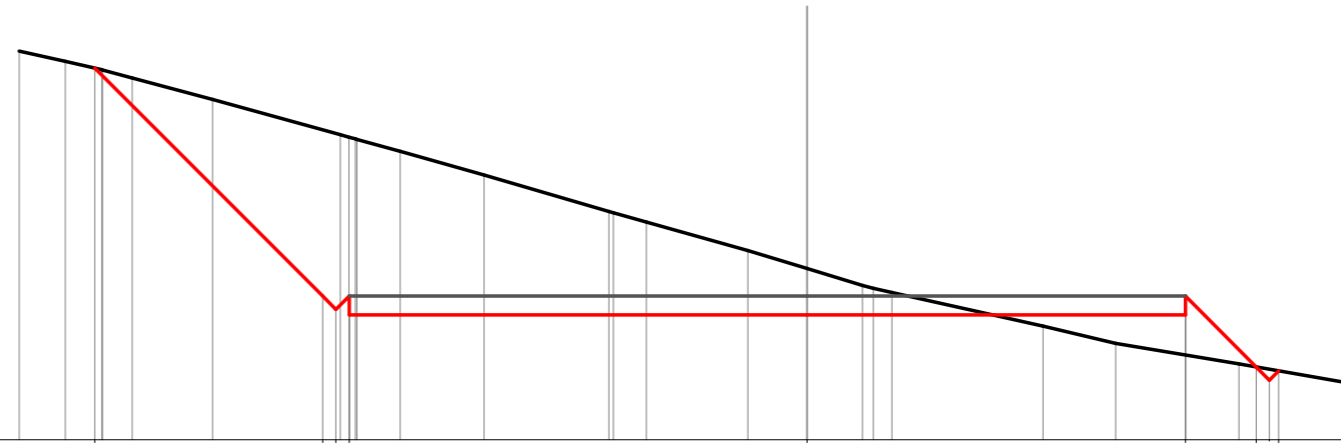



Quote	927.29	920.50 920.15 920.00	920.00	920.00	918.50 918.39
Parziali		6.79 0.35 0.35	15.00	10.00	2.00 0.35 0.35
Sviluppata Par.		9.60 0.49 0.49	15.00	10.00	2.83 0.49 0.35
Sviluppata	0.00	9.60 10.10 10.59	25.59	35.59	38.43 38.52 39.27
Progressiva	-22.49	-15.70 -15.35 -15.00	0.00	10.00	12.00 12.60
Dislivelli	0.00	-5.28 -5.53 -5.09	-1.42	1.11	0.00 0.00

Sezione: 60010  
 Progressiva: 60.000  
 Q. Progetto: 920.795

Scala H 1/200.00  
 Scala V 1/200.00

917.00

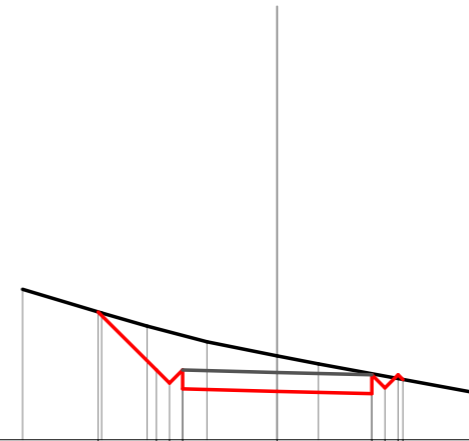


Quote	926.82	920.79 920.29	920.29	920.29	918.92 918.62
Parziali	6.03	0.35 0.35	12.12	10.00	1.87 0.35 0.30
Sviluppata Par.	8.52	0.49 0.49	12.12	10.00	2.65 0.49 0.30
Sviluppata	0.00	8.62 9.57	21.63	31.63	34.28 34.78 35.12
Progressiva	-18.84	-12.92 -12.12	0.00	10.00	11.87 12.47
Dislivelli	-0.00	-4.38 -4.20	-1.23	1.06	0.00 0.00

Sezione: 60011  
 Progressiva: 70.000  
 Q. Progetto: 921.778

Scala H 1/200.00  
 Scala V 1/200.00

920.00

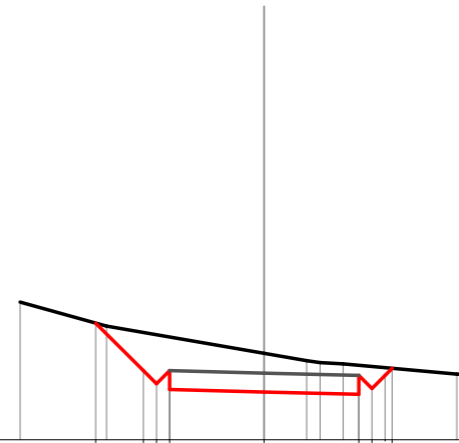


Quote		923.37	921.84	921.49	921.34	921.28	921.22	921.37	921.59
Parziali		1.53	0.35	0.35	2.50	2.50	0.35	0.35	
Sviluppata Par.		2.17	0.49	0.49	2.50	2.50	0.49	0.49	
Sviluppata		0.00	2.17	2.66	3.16	5.66	8.16	9.15	9.33
Progressiva		-4.73	-3.20	-2.85	-2.50	0.00	2.50	2.85	3.32
Dislivelli		-0.00	-1.10	-1.36	-0.91	-0.94	-0.53	-0.31	0.00

Sezione: 60012  
 Progressiva: 80.000  
 Q. Progetto: 922.761

Scala H 1/200.00  
 Scala V 1/200.00

921.00  

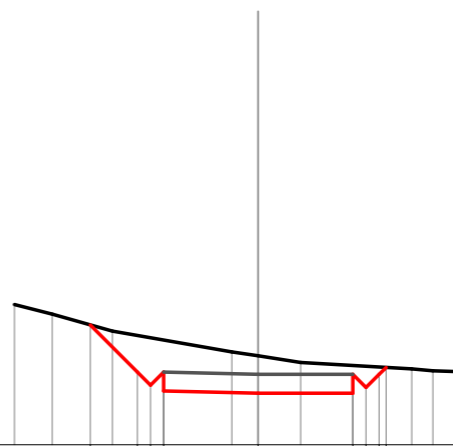



Quote		924.08	922.82	922.47	922.32	922.26	922.20	922.35	922.88
Parziali		1.26	0.35	0.35	2.50	2.50	0.35	0.35	
Sviluppata Par.		1.78	0.48	0.48	2.50	2.50	0.49	0.49	
Sviluppata		0.00	1.78	2.27	2.77	5.27	7.77	8.76	9.02
Progressiva		-4.46	-3.20	-2.85	-2.50	0.00	2.50	2.85	3.39
Dislivelli		-0.00	-1.01	-1.30	-0.89	-1.02	-0.76	-0.58	0.00

Sezione: 60013  
 Progressiva: 81.000  
 Q. Progetto: 922.859

Scala H 1/200.00  
 Scala V 1/200.00

921.00  

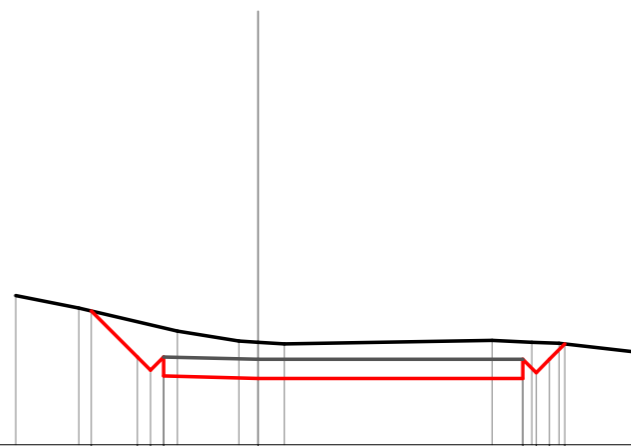



Quote		924.16	922.92	922.57	922.42		922.36		922.96	922.51	923.04
Parziali		1.24	0.35	0.35		2.50		2.50	0.35	0.35	
Sviluppata Par.		1.76	0.49	0.49		2.50		2.50	0.49	0.49	
Sviluppata		0.00	1.76	2.25	2.75		5.25		7.75	8.74	8.99
Progressiva		-4.44	-3.20	-2.85	-2.50		0.00		2.50	2.85	3.38
Dislivelli		-0.00	-0.96	-1.25	-0.84		-0.99		-0.76	-0.56	0.00

Sezione: 60014  
 Progressiva: 85.000  
 Q. Progetto: 923.252

Scala H 1/200.00  
 Scala V 1/200.00

921.00

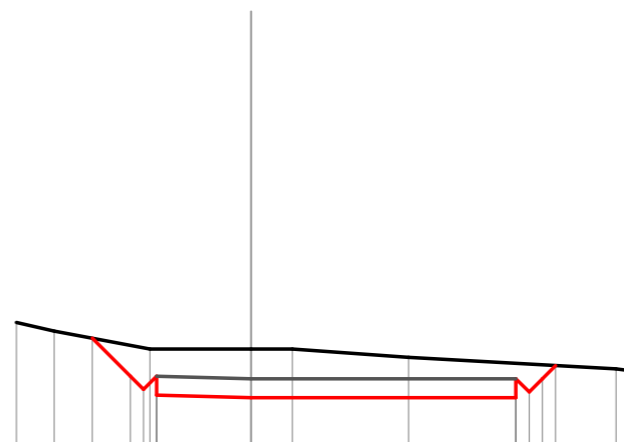


Quote	924.53	923.31	922.96	922.81	922.75	922.75	922.90	923.25	923.66
Parziali	1.22	0.35	0.35	2.50		7.00	0.35	0.35	0.41
Sviluppata Par.	1.72	0.48	0.48	2.50		7.00	0.49	0.49	0.58
Sviluppata	0.00	1.72	2.22	2.71	5.21		12.21	12.71	13.20
Progressiva	-4.42	-3.20	-2.85	-2.50	0.00		7.00	7.35	7.70
Dislivelli	-0.00	-0.93	-1.20	-0.77	-0.95		-0.86	-0.80	-0.44

Sezione: 60015  
 Progressiva: 90.000  
 Q. Progetto: 923.744

Scala H 1/200.00  
 Scala V 1/200.00

922.00



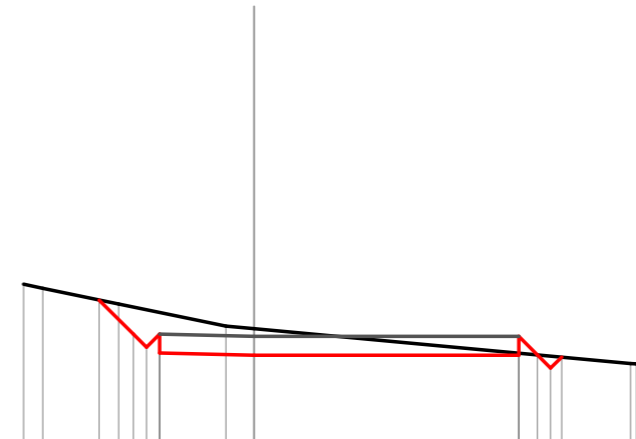
Quote	924.81	923.81 923.46 923.31	923.24	923.24	923.39 923.74 924.09
Parziali	1.01	0.35 0.35	2.50	7.00	0.35 0.35 0.35
Sviluppata Par.	1.42	0.48 0.48	2.50	7.00	0.49 0.49 0.49
Sviluppata	0.00	1.42 1.92 2.41	4.91		11.91 12.41 12.90 13.39
Progressiva	-4.21	-3.20 -2.85 -2.50	0.00		7.00 7.36 7.70 8.05
Dislivelli	0.00	-0.82 -1.11 -0.72	-1.29		-0.90 -0.37 0.00



Sezione: 60016  
 Progressiva: 100.000  
 Q. Progetto: 924.727

Scala H 1/200.00  
 Scala V 1/200.00

922.00

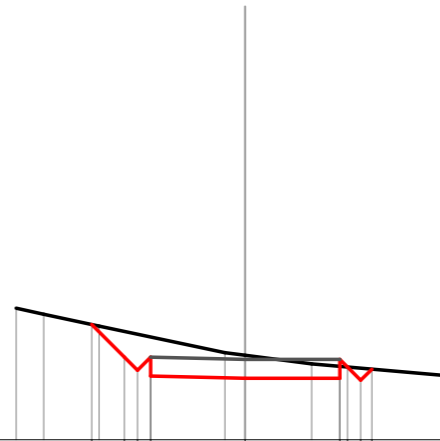


Quote		925.69	924.79	924.44	924.29	924.23	924.23	924.24	924.18
Parziali		0.90	0.35	0.35	2.50		7.00	0.49	0.35
Sviluppata Par.		1.27	0.48	0.48	2.50		7.00	0.69	0.49
Sviluppata		0.00	1.27	1.77	2.26	4.76		11.76	12.45
Progressiva		-4.10	-3.20	-2.85	-2.50	0.00		7.00	7.49
Dislivelli		0.00	-0.71	-0.99	-0.57	-0.70		-0.06	0.00

Sezione: 60017  
 Progressiva: 104.000  
 Q. Progetto: 925.120

Scala H 1/200.00  
 Scala V 1/200.00

923.00

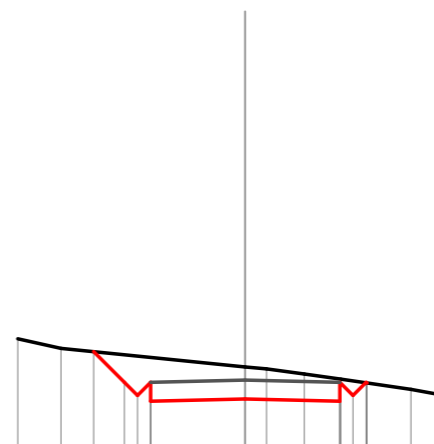


Quote		926.04	925.18	924.83	924.68		924.62		924.62	924.92	924.86
Parziali		0.80	0.35	0.35	2.50		2.50		0.35	0.35	
Sviluppata Par.		1.21	0.70	0.48	2.50		2.50		0.70	0.70	
Sviluppata		0.00	1.22	1.71	2.21		4.71		7.21	7.49	8.40
Progressiva		-4.06	-3.20	-2.85	-2.50		0.00		2.50	2.70	3.35
Dislivelli		0.00	-0.68	-0.95	-0.53		-0.61		-0.32	-0.00	-0.00

Sezione: 60018  
 Progressiva: 110.000  
 Q. Progetto: 925.710

Scala H 1/200.00  
 Scala V 1/200.00

924.00  

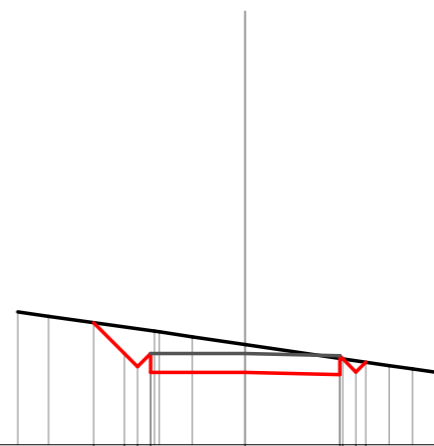



Quote		926.46	925.65	925.90	925.15	925.21	925.15	925.63
Parziali		0.81	0.35	0.35	2.50	2.50	0.35	0.35
Sviluppata Par.		1.15	0.49	0.49	2.50	2.50	0.49	0.49
Sviluppata		0.00	1.15	1.64	2.14	4.64	7.14	8.13
Progressiva		-4.01	-3.20	-2.85	-2.50	0.00	2.50	3.20
Dislivelli		0.00	-0.73	-1.05	-0.66	-0.85	-0.58	0.02

Sezione: 60019  
 Progressiva: 117.000  
 Q. Progetto: 926.410

Scala H 1/200.00  
 Scala V 1/200.00

924.00

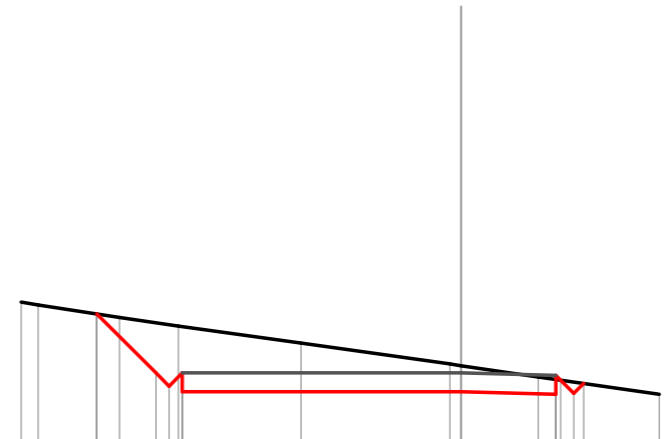


Quote		927.22	926.41	926.06	925.91	925.91	925.85	926.18
Parziali		0.81	0.35	0.35	2.50	2.50	0.35	0.28
Sviluppata Par.		1.15	0.48	0.48	2.50	2.50	0.49	0.37
Sviluppata		0.00	1.15	1.64	2.14	4.64	7.14	7.25
Progressiva		-4.01	-3.20	-2.85	-2.50	0.00	2.50	3.19
Dislivelli		0.00	-0.70	-1.00	-0.60	-0.74	-0.43	0.00

Sezione: 60020  
 Progressiva: 120.000  
 Q. Progetto: 926.763

Scala H 1/200.00  
 Scala V 1/200.00

925.00

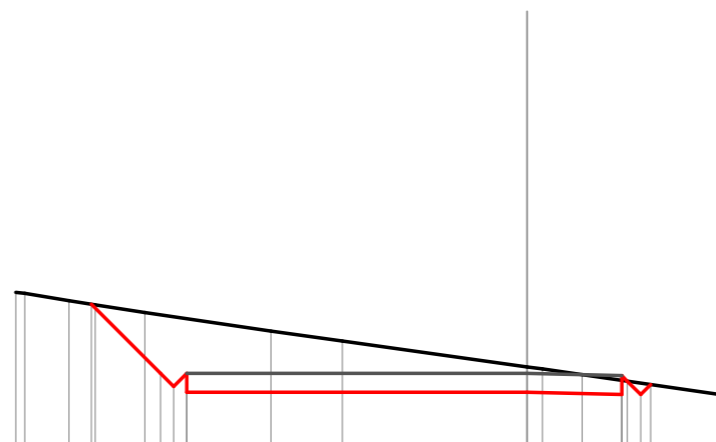


Quote	928.32	926.76 926.41 926.26	926.26	926.20 926.48
Parziali	1.56	0.35 0.35 0.35	7.38	2.50 0.35 0.35
Sviluppata Par.	2.21	0.49 0.49	7.38	2.50 0.49 0.35
Sviluppata	0.00	2.21 2.70 3.20	10.57	13.07 13.25 13.12
Progressiva	-9.63	-8.07 -7.73 -7.38	0.00	2.50 3.00 3.24
Dislivelli	-0.00	-1.32 -1.62 -1.22	-0.69	-0.39 0.00 0.00

Sezione: 60021  
 Progressiva: 121.000  
 Q. Progetto: 926.884

Scala H 1/200.00  
 Scala V 1/200.00

925.00

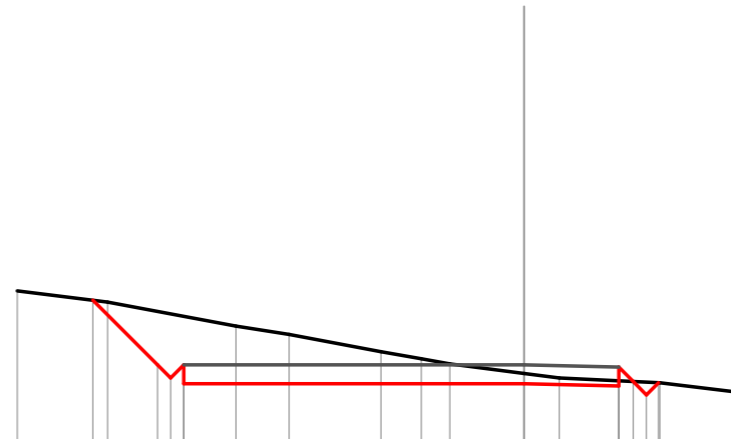


Quote		928.71	926.88	926.38	926.38	926.32	926.58
Parziali		1.83	0.35	9.00	2.50	0.35	0.36
Sviluppata Par.		2.58	0.49	9.00	2.50	0.49	0.36
Sviluppata		0.00	2.08		12.57	15.08	15.29
Progressiva		-11.53	-9.70		0.00	2.50	3.26
Dislivelli		0.00	-1.54		-0.67	-0.37	0.00

Sezione: 60022  
 Progressiva: 130.000  
 Q. Progetto: 927.978

Scala H 1/200.00  
 Scala V 1/200.00

926.00

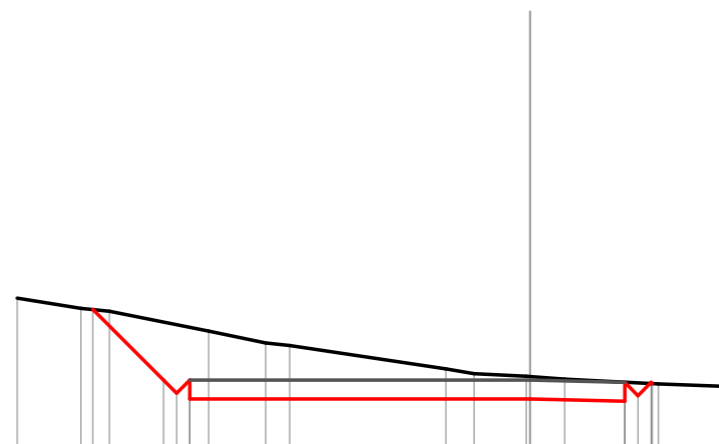


Quote		929.69	927.98	927.48	927.48	927.42	927.53	927.50
Parziali		1.71	0.35	0.35	9.00	2.50	0.38	0.35
Sviluppata Par.		2.42	0.49	0.49	9.00	2.50	0.54	0.49
Sviluppata		0.00	2.92	2.92	12.41	14.91	15.39	16.39
Progressiva		-11.41	-9.70	-9.00	0.00	2.50	2.88	3.55
Dislivelli		-0.00	-1.41	-1.28	-0.27	-0.14	-0.00	0.00

Sezione: 60023  
 Progressiva: 136.000  
 Q. Progetto: 928.707

Scala H 1/200.00  
 Scala V 1/200.00

927.00



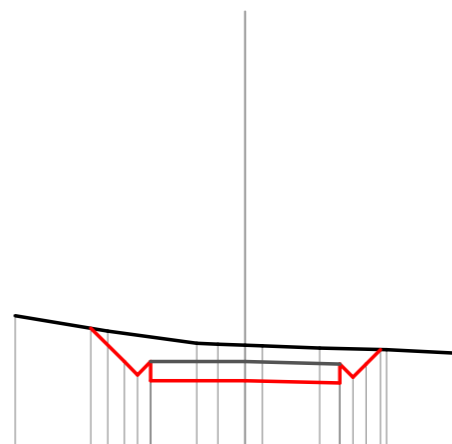
Quote		930.57	928.71	928.26	928.21		928.21	928.14	928.29	928.62
Parziali			1.87	0.35	0.35	9.00		2.50	0.35	0.35
Sviluppata Par.			2.64	0.49	0.49	9.00		2.50	0.49	0.49
Sviluppata		0.00	2.64	3.14	3.63		12.63	15.13	15.63	16.12
Progressiva		-11.57	-9.70	-9.70	-9.00		0.00	2.50	2.85	3.23
Dislivelli		-0.00	-1.83	-1.39	-1.39		-0.59	-0.51	-0.34	-0.00



Sezione: 60024  
 Progressiva: 140.000  
 Q. Progetto: 929.193

Scala H 1/200.00  
 Scala V 1/200.00

927.00

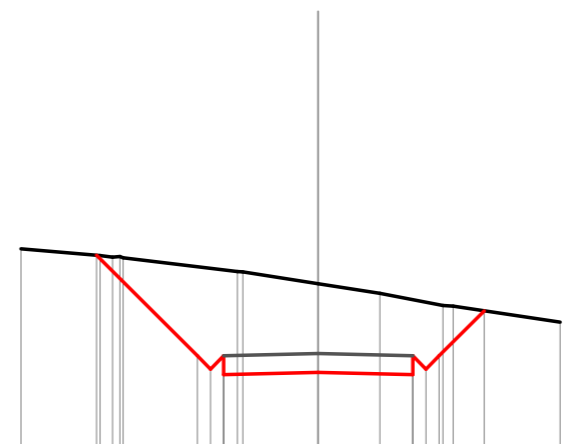


Quote		930.07	929.19	928.84	928.69	928.69	928.69	928.69	928.69	929.13	929.51
Parziali		0.80	0.78	0.35	2.50	2.50	2.50	2.50	2.50	0.35	0.38
Sviluppata Par.		1.25	0.78	0.49	2.50	2.50	2.50	2.50	2.50	0.49	0.54
Sviluppata		0.00	1.25	1.74	2.24	4.74	4.74	4.74	4.74	7.74	8.77
Progressiva		-4.08	-3.20	-2.85	-2.50	0.00	0.00	0.00	0.00	2.50	3.58
Dislivelli		0.00	-0.75	-1.05	-0.65	-0.94	-0.94	-0.94	-0.94	-0.91	-0.00

Sezione: 60025  
 Progressiva: 150.000  
 Q. Progetto: 930.408

Scala H 1/200.00  
 Scala V 1/200.00

928.00

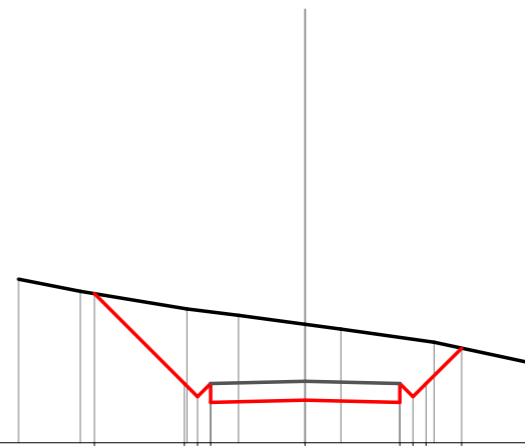


Quote	933.01	930.35	930.00	929.85	929.91	929.85	930.35	930.35	931.54
Parziali		2.66	0.35	0.35	2.50	2.50	0.35	0.35	1.19
Sviluppata Par.		3.76	0.48	0.48	2.50	2.50	0.49	0.49	1.69
Sviluppata	0.00	3.76	4.26	4.75	7.26	9.76	10.26	10.75	12.43
Progressiva	-5.86	-3.20	-2.85	-2.50	0.00	2.50	3.20	3.20	4.39
Dislivelli	-0.00	-2.36	-2.67	-2.27	-2.35	-1.99	-1.75	-1.35	-0.00

Sezione: 60026  
 Progressiva: 160.000  
 Q. Progetto: 931.624

Scala H 1/200.00  
 Scala V 1/200.00

930.00

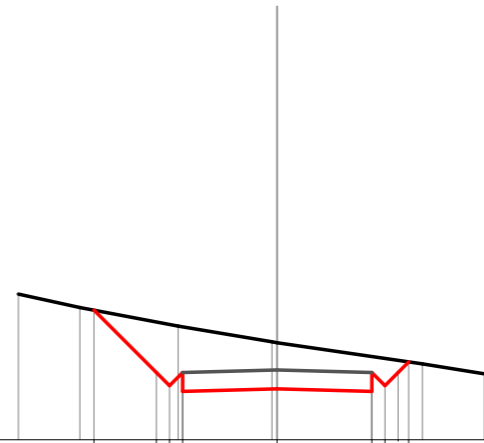


Quote	933.94	931.56 931.21 931.06	931.12	931.06 931.01 931.56	932.50
Parziali	2.38	0.35 0.35	2.50	2.50 0.35 0.35	0.93
Sviluppata Par.	3.36	0.48 0.48	2.50	2.50 0.49 0.49	1.32
Sviluppata	0.00	3.36 3.66 4.35	6.85	9.35 9.35 10.34	11.67
Progressiva	-5.58	-3.20 -2.85 -2.50	0.00	2.50 2.80 3.20	4.13
Dislivelli	0.00	-1.99 -2.28 -1.90	-2.01	-1.72 -1.62 -1.12	0.00

Sezione: 60027  
 Progressiva: 170.000  
 Q. Progetto: 932.839

Scala H 1/200.00  
 Scala V 1/200.00

931.00

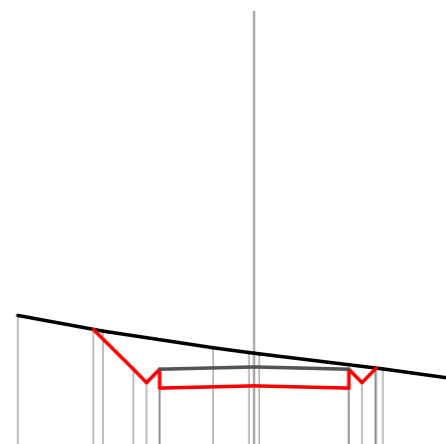


Quote		934.43		932.78		932.43		932.28		932.34		932.28		932.43		933.05
Parziali		1.65		0.35		0.35		2.50		2.50		0.35		0.35		0.35
Sviluppata Par.		2.33		0.48		0.48		2.50		2.50		0.49		0.49		0.35
Sviluppata		0.00		2.33		2.63		3.32		5.82		8.32		9.31		9.70
Progressiva		-4.85		-3.20		-2.85		-2.50		0.00		2.50		2.85		3.48
Dislivelli		0.00		-1.33		-1.62		-1.20		-1.22		-0.92		-0.72		0.00

Sezione: 60028  
 Progressiva: 180.000  
 Q. Progetto: 934.054

Scala H 1/200.00  
 Scala V 1/200.00

932.00

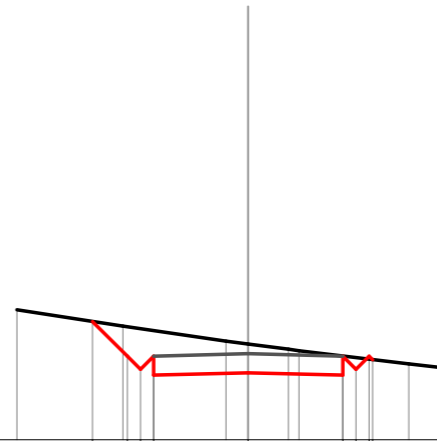


Quote		935.05	933.99	933.64	933.49	933.55	933.49	933.64	934.02
Parziali		1.06	0.35	0.35	2.50	2.50	0.35	0.35	
Sviluppata Par.		1.49	0.49	0.49	2.50	2.50	0.49	0.49	
Sviluppata		0.00	1.49	1.99	2.48	4.98	7.48	7.97	8.52
Progressiva		-4.26	-3.20	-2.85	-2.50	0.00	2.50	2.85	3.23
Dislivelli		0.00	-0.89	-1.18	-0.78	-0.87	-0.62	-0.43	0.00

Sezione: 60029  
 Progressiva: 190.000  
 Q. Progetto: 935.269

Scala H 1/200.00  
 Scala V 1/200.00

933.00

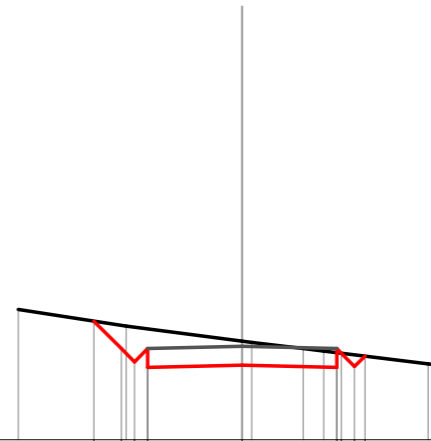


Quote	936.12	935.21	934.86	934.71	934.77	934.71	934.66	935.12
Parziali	0.92	0.75	0.35	2.50	2.50	0.35	0.35	
Sviluppata Par.	1.30	0.78	0.48	2.50	2.50	0.49	0.49	
Sviluppata	0.00	1.30	1.79	2.29	4.79	7.29	8.28	8.41
Progressiva	-4.12	-3.20	-2.85	-2.50	0.00	2.50	2.85	3.29
Dislivelli	-0.00	-0.78	-1.08	-0.67	-0.76	-0.50	-0.31	0.00

Sezione: 60030  
 Progressiva: 200.000  
 Q. Progetto: 936.469

Scala H 1/200.00  
 Scala V 1/200.00

934.00

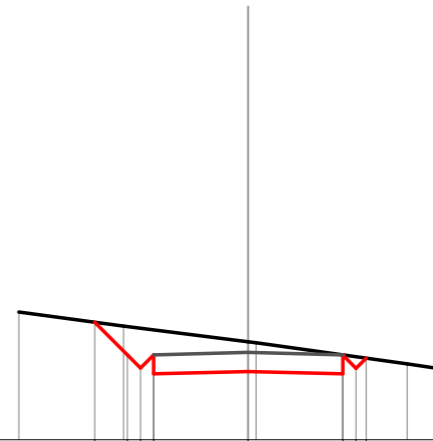


Quote		937.13	936.41	936.06	935.91	935.97	935.91	936.21
Parziali		0.73	0.35	0.35	2.50	2.50	0.35	0.32
Sviluppata Par.		1.03	0.48	0.48	2.50	2.50	0.49	0.33
Sviluppata		0.00	1.03	1.62	2.02	4.52	7.02	7.19
Progressiva		-3.93	-3.20	-2.85	-2.50	0.00	2.50	3.24
Dislivelli		-0.00	-0.61	-0.92	-0.52	-0.63	-0.39	0.00

Sezione: 60031  
 Progressiva: 210.000  
 Q. Progetto: 937.303

Scala H 1/200.00  
 Scala V 1/200.00

935.00



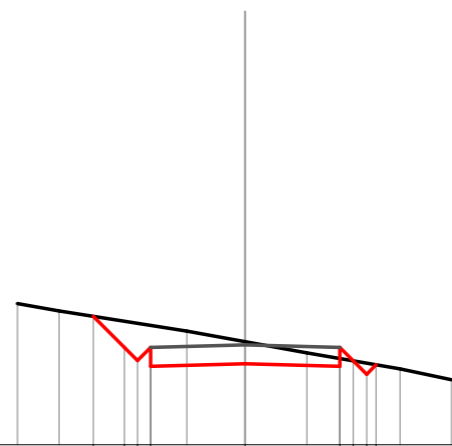
Quote	938.10	937.24	936.89	936.74	936.80	936.74	937.15
Parziali	0.80	0.35	2.50	2.50	0.35	0.38	
Sviluppata Par.	1.22	0.70	2.50	2.50	0.49	0.37	
Sviluppata	0.00	1.22	1.72	2.21	4.71	7.21	8.08
Progressiva	-4.06	-3.20	-2.85	-2.50	0.00	2.50	3.12
Dislivelli	-0.00	-0.75	-1.05	-0.66	-0.78	-0.50	-0.00



Sezione: 60032  
 Progressiva: 220.000  
 Q. Progetto: 937.634

Scala H 1/200.00  
 Scala V 1/200.00

935.00  

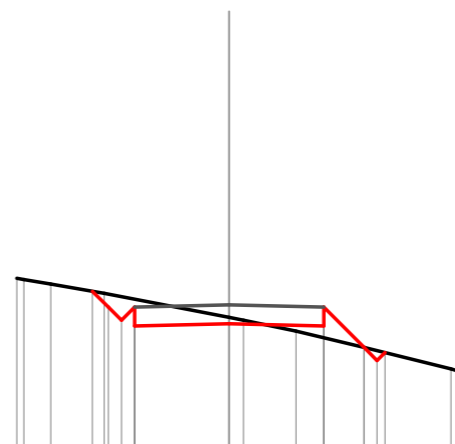



Quote		938.39	937.57	937.22	937.07	937.13	937.07	937.21	937.11
Parziali		0.82	0.35	0.35	2.50	2.50	0.36	0.35	0.35
Sviluppata Par.		1.16	0.49	0.49	2.50	2.50	0.51	0.49	0.35
Sviluppata		0.00	1.16	1.66	2.15	4.65	7.16	8.16	8.50
Progressiva		-4.02	-3.20	-2.85	-2.50	0.00	2.50	2.86	3.46
Dislivelli		0.00	-0.69	-0.99	-0.58	-0.59	-0.20	0.00	-0.00

Sezione: 60033  
 Progressiva: 230.000  
 Q. Progetto: 937.698

Scala H 1/200.00  
 Scala V 1/200.00

934.00

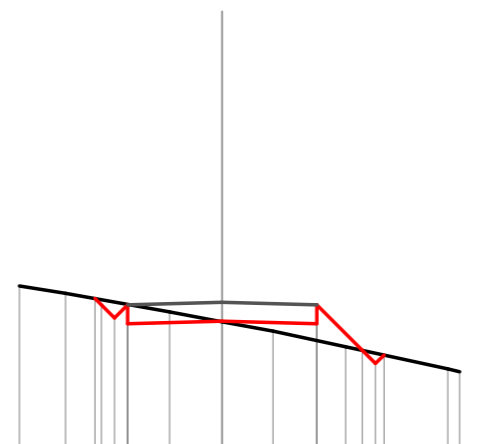


Quote	938.05	937.64	937.29	937.14	937.20	937.14	936.58	936.44
Parziali	0.72	0.75	0.35	2.50	2.50	1.06	0.35	0.30
Sviluppata Par.	0.59	0.78	0.48	2.50	2.50	1.50	0.49	0.30
Sviluppata	0.00	0.59	1.09	1.56	4.08	6.56	8.08	8.56
Progressiva	-3.62	-3.20	-2.85	-2.50	0.00	2.50	3.56	4.12
Dislivelli	0.00	-0.34	-0.63	-0.21	-0.16	0.31	-0.00	0.00

Sezione: 60034  
 Progressiva: 240.000  
 Q. Progetto: 937.762

Scala H 1/200.00  
 Scala V 1/200.00

934.00

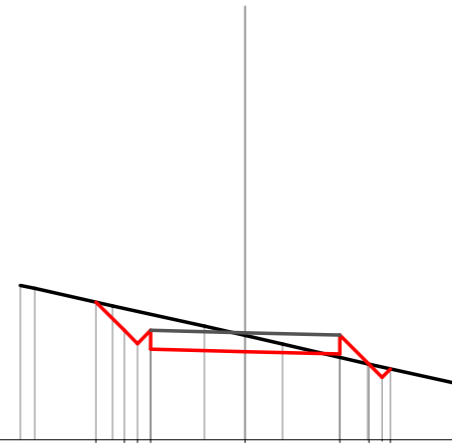


Quote	937.86	937.70	937.20	937.26	937.20	936.49	936.37
Parziali	0.35	0.35	2.50	2.50	1.21	0.35	
Sviluppata Par.	0.49	0.49	2.50	2.50	1.70	0.49	
Sviluppata	0.00	0.23	0.72	1.22	3.72	6.22	7.93
Progressiva	-3.36	-3.36	-2.50	-2.50	0.00	2.50	3.71
Dislivelli	-0.00	-0.13	-0.01	0.01	0.45	-0.00	0.00

Sezione: 60035  
 Progressiva: 250.000  
 Q. Progetto: 937.825

Scala H 1/200.00  
 Scala V 1/200.00

935.00

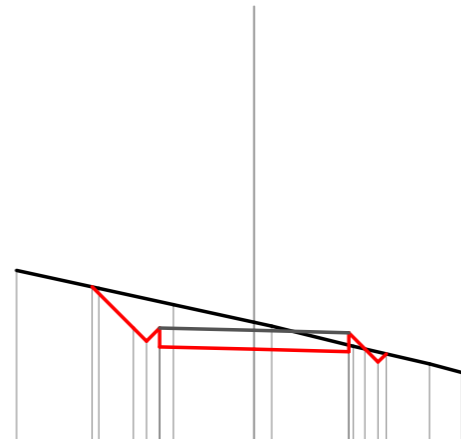


Quote		938.63	937.89	937.54	937.39		937.33		937.26	936.99	936.87
Parziali			0.75	0.35	0.35	2.50		2.50	0.77	0.35	0.35
Sviluppata Par.			1.05	0.48	0.48	2.50		2.50	1.09	0.49	0.49
Sviluppata		0.00	1.05	1.55	2.04		4.55		7.05	8.14	8.63
Progressiva		-3.95	-3.20	-2.85	-2.50		0.00		2.50	3.27	3.84
Dislivelli		0.00	-0.58	-0.85	-0.42		-0.43		0.09	0.00	0.00

Sezione: 60036  
 Progressiva: 260.000  
 Q. Progetto: 937.889

Scala H 1/200.00  
 Scala V 1/200.00

935.00

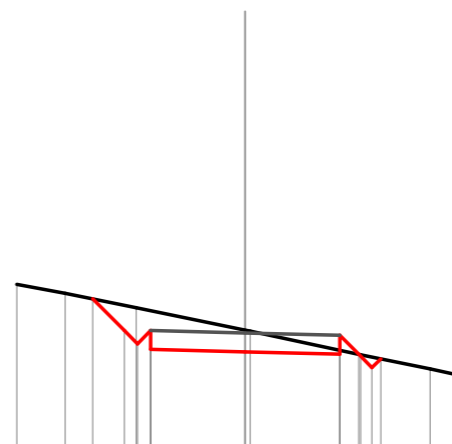


Quote		939.04	937.95	937.60	937.45	937.39	937.33	937.40	937.27
Parziali		1.09	0.35	0.35	2.50	2.50	0.43	0.35	0.32
Sviluppata Par.		1.54	0.49	0.49	2.50	2.50	0.60	0.49	0.31
Sviluppata		0.00	1.54	2.03	2.53	5.03	7.53	8.13	8.83
Progressiva		-4.29	-3.20	-2.85	-2.50	0.00	2.50	2.93	3.49
Dislivelli		0.00	-0.85	-1.13	-0.70	-0.71	-0.17	-0.00	-0.00

Sezione: 60037  
 Progressiva: 270.000  
 Q. Progetto: 937.953

Scala H 1/200.00  
 Scala V 1/200.00

935.00

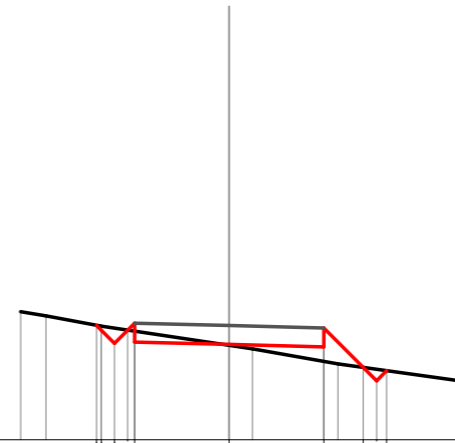


Quote		938.85	938.02	937.67	937.52	937.45	937.39	937.39	937.27
Parziali		0.84	0.35	0.35	2.50	2.50	0.50	0.35	0.93
Sviluppata Par.		1.19	0.49	0.49	2.50	2.50	0.71	0.49	0.33
Sviluppata		0.00	1.19	1.68	2.18	4.68	7.18	7.69	8.36
Progressiva		-4.04	-3.20	-2.85	-2.50	0.00	2.50	3.00	3.58
Dislivelli		0.00	-0.67	-0.95	-0.53	-0.58	-0.11	0.00	0.00

Sezione: 60038  
 Progressiva: 280.000  
 Q. Progetto: 938.016

Scala H 1/200.00  
 Scala V 1/200.00

935.00

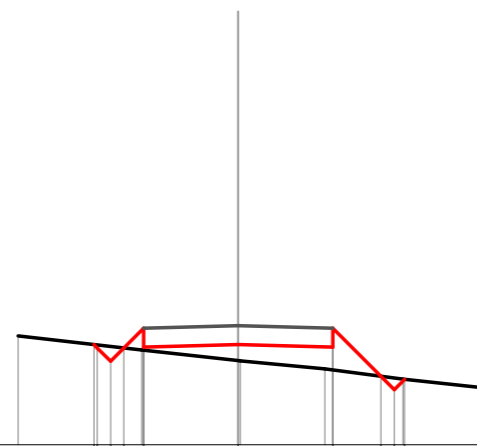


Quote	938.02	937.58	937.52	937.45	936.91	936.82
Parziali	0.35	2.50	2.50	1.05	0.35	
Sviluppata Par.	0.49	2.50	2.50	1.48	0.49	
Sviluppata	0.00	1.13	3.93	6.43	7.91	8.78
Progressiva	-3.51	-2.50	0.00	2.50	3.55	4.16
Dislivelli	0.00	0.21	0.02	0.39	0.00	-0.00

Sezione: 60039  
 Progressiva: 290.000  
 Q. Progetto: 938.143

Scala H 1/200.00  
 Scala V 1/200.00

935.00



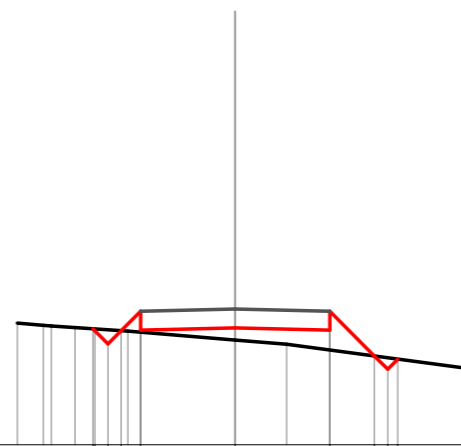
Quote	937.64	937.56	937.56	937.64	937.58	936.81	936.73
Parziali	0.35	0.35	2.50	2.50	1.27	0.35	0.27
Sviluppata Par.	0.49	0.49	2.50	2.50	1.80	0.49	0.38
Sviluppata	0.00	0.13	4.36	6.86	8.67	9.16	9.54
Progressiva	-3.82	-3.71	-2.83	0.00	2.50	3.77	4.39
Dislivelli	-0.00	-0.08	-0.69	0.42	0.61	0.00	0.00



Sezione: 60040  
 Progressiva: 300.000  
 Q. Progetto: 938.588

Scala H 1/200.00  
 Scala V 1/200.00

935.00

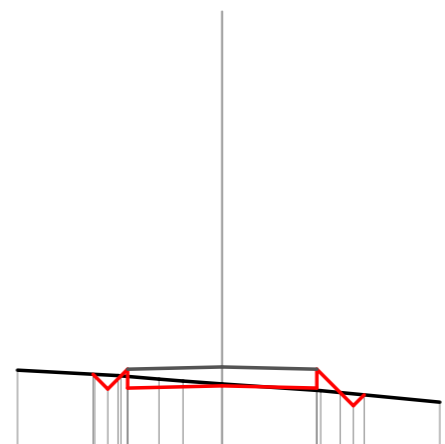


Quote	938.06	938.03	938.09	938.03	937.34	937.26
Parziali	0.35 0.35 0.51	2.50	2.50	1.18	0.35 0.35	
Sviluppata Par.	0.49 0.49 0.73	2.50	2.50	1.67	0.49 0.49	
Sviluppata	0.00 0.07 1.06 1.79		4.29	6.79	8.46 8.96	9.33
Progressiva	-3.76 -3.71 -3.36 -2.50		0.00	2.50	3.68 4.30	
Dislivelli	0.00 -0.06 -0.37 -0.55		0.32	0.52	0.00 0.00	

Sezione: 60041  
 Progressiva: 310.000  
 Q. Progetto: 939.056

Scala H 1/200.00  
 Scala V 1/200.00

937.00

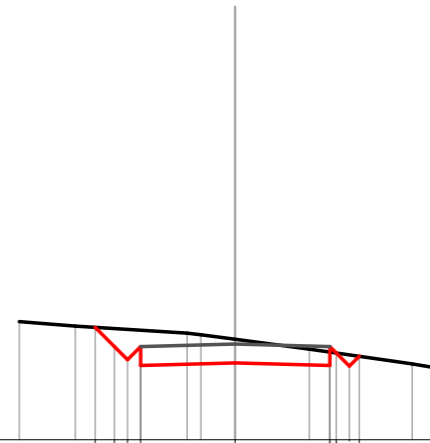


Quote	938.86	938.86	938.56	938.49	938.38	938.31
Parziali	0.35	2.50	2.50	0.62	0.35	0.39
Sviluppata Par.	0.49	2.50	2.50	0.87	0.49	0.31
Sviluppata	0.00	3.80	3.80	6.30	7.17	8.07
Progressiva	-3.42	0.00	0.00	2.50	3.12	3.75
Dislivelli	-0.04	0.00	-0.05	0.06	0.00	0.00

Sezione: 60042  
 Progressiva: 320.000  
 Q. Progetto: 939.524

Scala H 1/200.00  
 Scala V 1/200.00

937.00

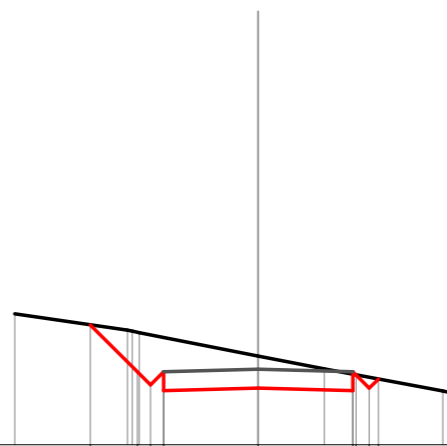


Quote	939.97	939.46	939.11	938.96	939.02	938.96	938.20
Parziali	0.51	0.35	0.35	2.50	2.50	0.35	0.35
Sviluppata Par.	0.72	0.48	0.48	2.50	2.50	0.49	0.35
Sviluppata	0.00	0.72	1.21	1.71	4.21	6.71	6.95
Progressiva	-3.71	-3.20	-2.85	-2.50	0.00	2.50	3.28
Dislivelli	0.00	-0.48	-0.80	-0.43	-0.63	-0.36	0.00

Sezione: 60043  
 Progressiva: 330.000  
 Q. Progetto: 939.992

Scala H 1/200.00  
 Scala V 1/200.00

938.00

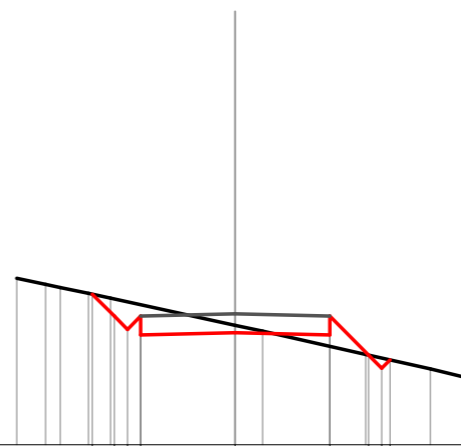


Quote		941.17	939.93	939.58	939.43	939.49	939.43	939.74
Parziali		1.24	0.35	0.35	2.50	2.50	0.35	0.34
Sviluppata Par.		1.75	0.49	0.49	2.50	2.50	0.49	0.34
Sviluppata		0.00	1.75	2.24	2.74	5.24	7.74	8.08
Progressiva		-4.44	-3.20	-2.85	-2.50	0.00	2.50	3.18
Dislivelli		0.00	-1.04	-1.32	-0.91	-0.85	-0.43	0.00

Sezione: 60044  
 Progressiva: 340.000  
 Q. Progetto: 940.460

Scala H 1/200.00  
 Scala V 1/200.00

937.00

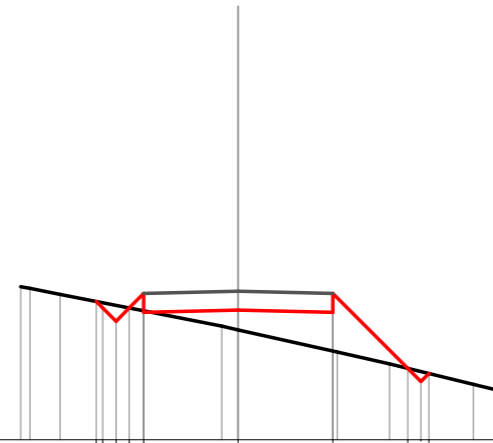


Quote		940.98	940.40	940.05	939.90	939.96	939.90	939.37	939.24
Parziali		0.58	0.35	0.35	2.50	2.50	1.03	0.35	0.35
Sviluppata Par.		0.82	0.48	0.48	2.50	2.50	1.45	0.48	0.35
Sviluppata		0.00	0.82	1.32	1.81	4.31	6.81	8.27	9.07
Progressiva		-3.78	-3.20	-2.85	-2.50	0.00	2.50	3.53	4.10
Dislivelli		-0.00	-0.46	-0.73	-0.30	-0.20	0.30	-0.00	-0.00

Sezione: 60045  
 Progressiva: 350.000  
 Q. Progetto: 940.928

Scala H 1/200.00  
 Scala V 1/200.00

937.00

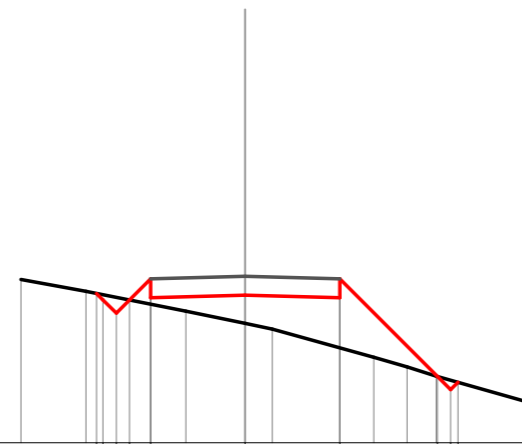


Quote	940.65	940.75	940.85	940.95	940.37	940.43	940.37	938.88	938.75
Parziali	0.00	0.24	0.48	0.74	2.50	2.50	1.98	0.35	0.30
Sviluppata Par.	0.00	0.48	0.74	1.23	2.50	2.50	2.80	0.49	0.30
Sviluppata	0.00	0.24	0.74	1.23	2.50	4.28	6.78	9.58	10.07
Progressiva	-3.75	-3.51	-3.27	-2.50	0.00	2.50	4.48	5.05	
Dislivelli	-0.00	-0.14	-0.42	0.00	0.46	0.53	1.03	0.00	-0.00

Sezione: 60046  
 Progressiva: 360.000  
 Q. Progetto: 941.396

Scala H 1/200.00  
 Scala V 1/200.00

937.00

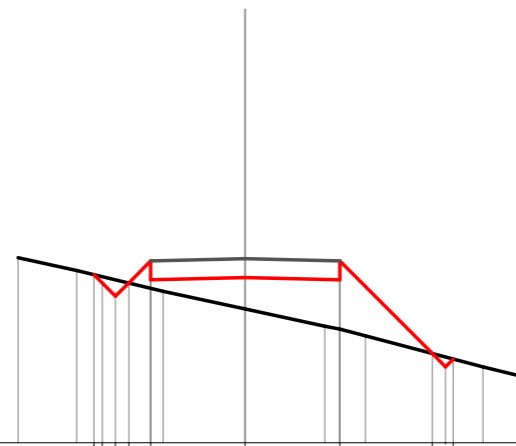


Quote	940.94	940.77	940.63	940.90	940.83	938.75	938.60
Parziali	0.35	0.35	0.56	2.50	2.50	2.58	0.35
Sviluppata Par.	0.49	0.49	0.79	2.50	2.50	3.65	0.49
Sviluppata	0.00	0.24	1.63	4.53	7.03	10.68	11.17
Progressiva	-3.53	-3.79	-2.66	0.00	2.50	5.08	5.63
Dislivelli	-0.00	-0.14	-0.05	0.75	1.33	0.00	-0.00

Sezione: 60047  
 Progressiva: 370.000  
 Q. Progetto: 941.864

Scala H 1/200.00  
 Scala V 1/200.00

937.00



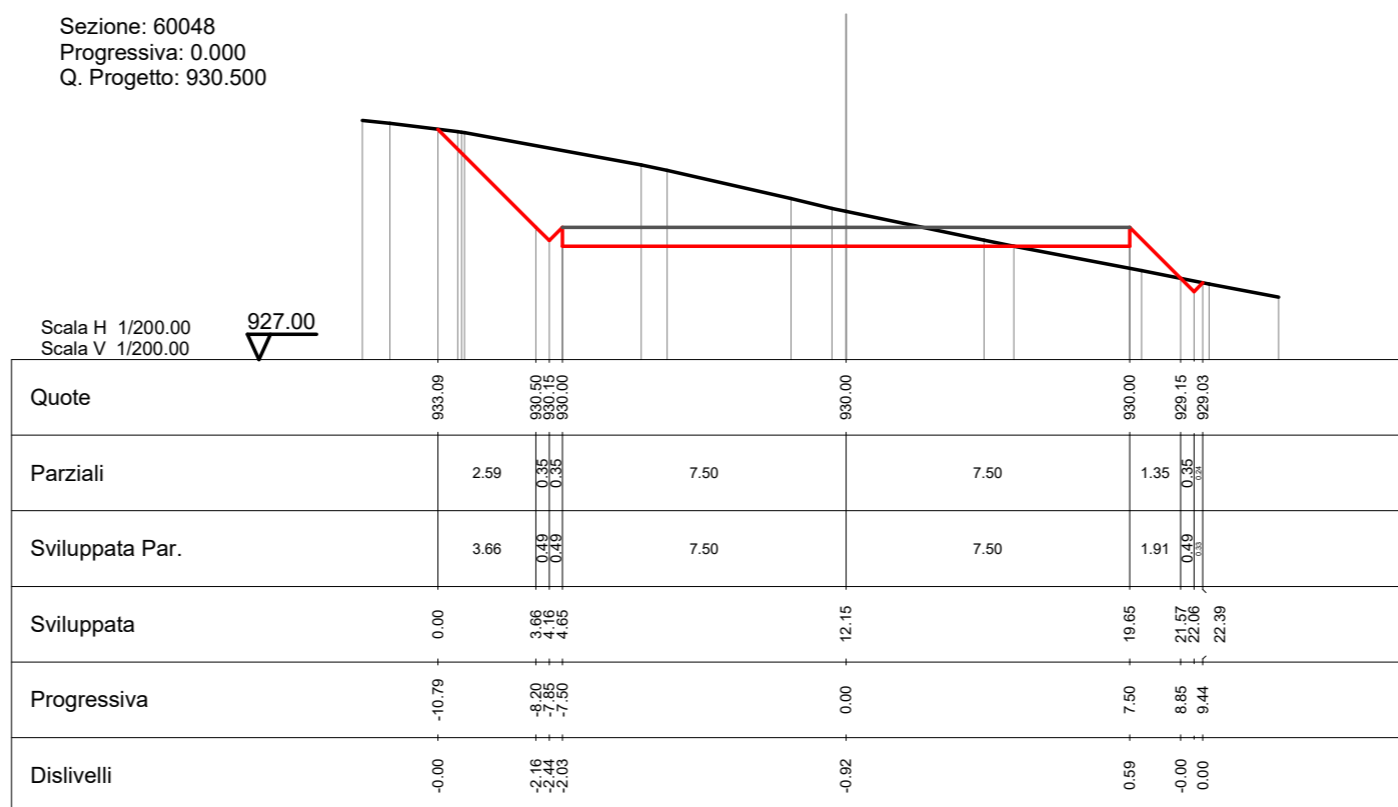
Quote	941.44	941.27	941.22	941.30	941.36	941.30	939.36	939.21
Parziali	0.00	0.35	0.35	0.58	2.50	2.50	2.45	0.35
Sviluppata Par.	0.00	0.49	0.49	0.82	2.50	2.50	3.46	0.49
Sviluppata	0.00	0.32	0.32	1.94	4.63	7.13	10.59	11.08
Progressiva	4.00	3.78	3.08	2.50	0.00	2.50	4.95	5.50
Dislivelli	-0.00	-0.17	-0.00	0.72	0.83	1.30	0.00	-0.00



Sezione: 60048  
 Progressiva: 0.000  
 Q. Progetto: 930.500

Scala H 1/200.00  
 Scala V 1/200.00

927.00

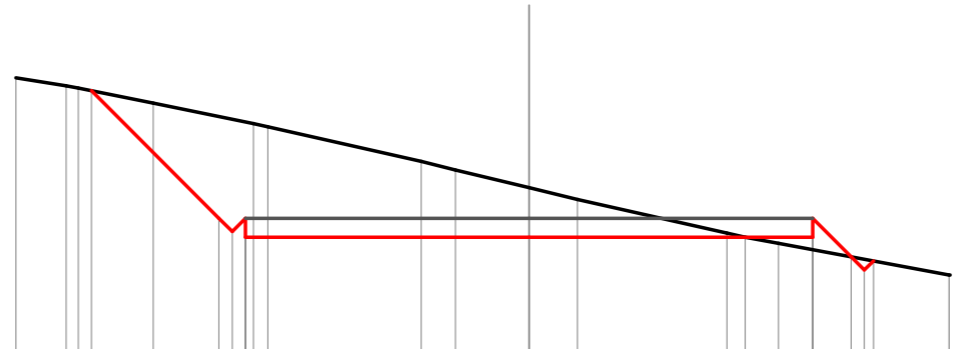


Quote		933.09	930.50 930.15 930.00	930.00	930.00	929.15 929.03
Parziali		2.59	0.35 0.35	7.50	7.50	1.35 0.35 0.04
Sviluppata Par.		3.66	0.79 0.79	7.50	7.50	1.91 0.79 0.03
Sviluppata		0.00	3.66 4.16 4.65	12.15	19.65	21.57 22.06 22.39
Progressiva		-10.79	-8.20 -7.85 -7.50	0.00	7.50	8.85 9.44
Dislivelli		-0.00	-2.16 -2.44 -2.03	-0.92	0.59	-0.00 0.00

Sezione: 60049  
 Progressiva: 10.000  
 Q. Progetto: 930.500

Scala H 1/200.00  
 Scala V 1/200.00

927.00

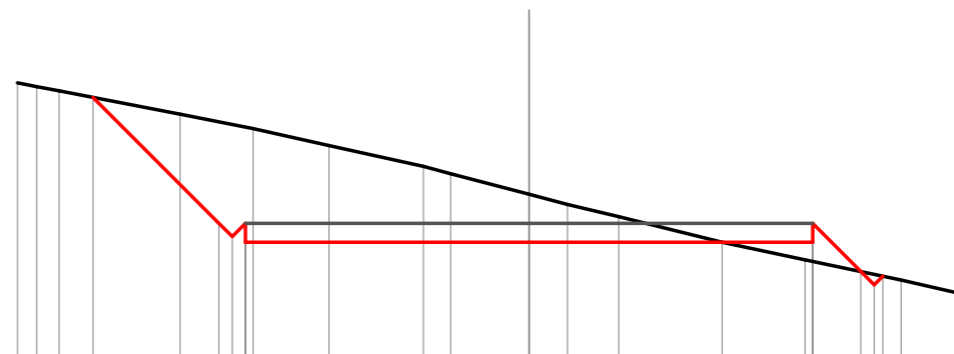


Quote	933.87	930.50 930.15 930.00	930.00	930.00	929.48 929.37
Parziali		3.37 0.35 0.35	7.50	7.50	1.02 0.35 0.35
Sviluppata Par.		4.77 0.70 0.70	7.50	7.50	1.44 0.70 0.70
Sviluppata	0.00	4.77 5.77 5.76	13.26	20.76	22.20 22.70 23.04
Progressiva	-11.57	-8.20 -7.85 -7.50	0.00	7.50	8.52 9.11
Dislivelli	0.00	-2.69 -2.96 -2.94	-1.31	0.33	0.00 0.00

Sezione: 60050  
 Progressiva: 20.000  
 Q. Progetto: 930.500

Scala H 1/200.00  
 Scala V 1/200.00

927.00

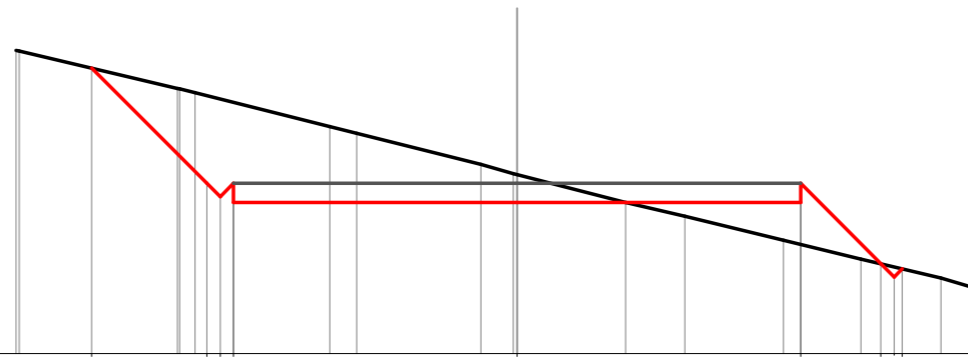


Quote	933.83	930.50 930.15 930.00	930.00	930.00	929.22 929.10
Parziali		3.33 0.35 0.35	7.50	7.50	1.28 0.35 0.35
Sviluppata Par.		4.70 0.70 0.70	7.50	7.50	1.81 0.70 0.70
Sviluppata	0.00	4.70 5.20 5.69	13.19	20.69	22.50 22.50 23.32
Progressiva	-11.53	-8.20 -7.85 -7.50	0.00	7.50	8.78 9.36
Dislivelli	0.00	-2.68 -2.96 -2.94	-1.27	0.51	-0.00 0.00

Sezione: 60051  
 Progressiva: 30.000  
 Q. Progetto: 930.500

Scala H 1/200.00  
 Scala V 1/200.00

926.00

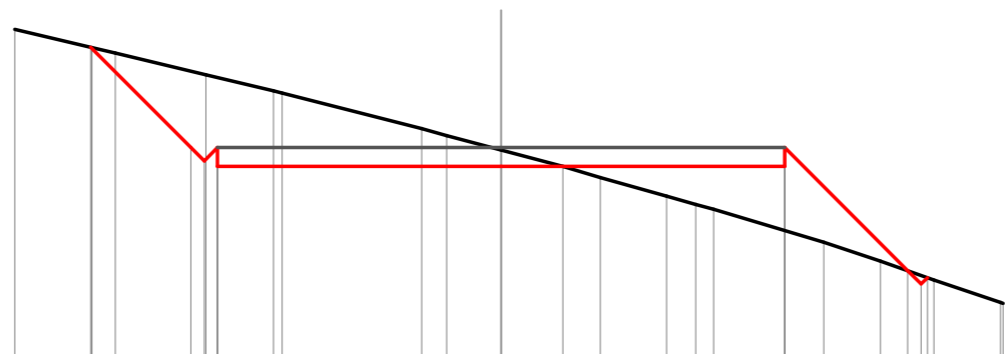


Quote	933.55	930.50 930.15 930.00	930.00	930.00	928.38 928.24
Parziali		3.05 0.35 0.35	7.50	7.50	2.12 0.35 0.35
Sviluppata Par.		4.31 0.70 0.70	7.50	7.50	3.00 0.70 0.70
Sviluppata	0.00	4.31 4.81 5.30	12.80	20.30	23.30 23.80 24.10
Progressiva	-11.25	-8.20 -7.85 -7.50	0.00	7.50	9.62 10.19
Dislivelli	0.00	-2.32 -2.88 -2.14	-0.74	1.11	-0.00 0.00

Sezione: 60052  
 Progressiva: 40.000  
 Q. Progetto: 930.500

Scala H 1/200.00  
 Scala V 1/200.00

925.00

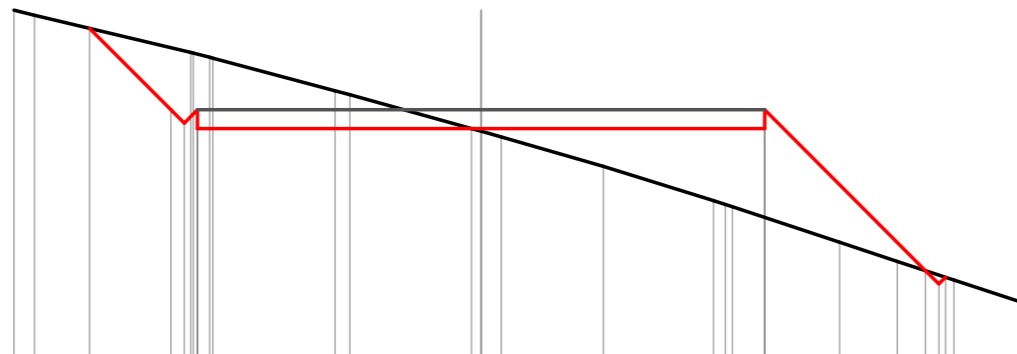


Quote	933.15	930.50 930.15 930.00	930.00	930.00	927.24 927.06
Parziali	2.65	0.35 0.35	7.50	7.50	3.26 0.35
Sviluppata Par.	3.75	0.70 0.70	7.50	7.50	4.61 0.70
Sviluppata	0.00	3.75 4.25 4.74	12.24	19.74	24.35 24.85 25.08
Progressiva	-10.85	-8.20 -7.85 -7.50	0.00	7.50	10.76 11.28
Dislivelli	0.00	-2.02 -2.29 -1.86	-0.44	1.69	0.00 0.00

Sezione: 60053  
 Progressiva: 50.000  
 Q. Progetto: 930.500

Scala H 1/200.00  
 Scala V 1/200.00

924.00

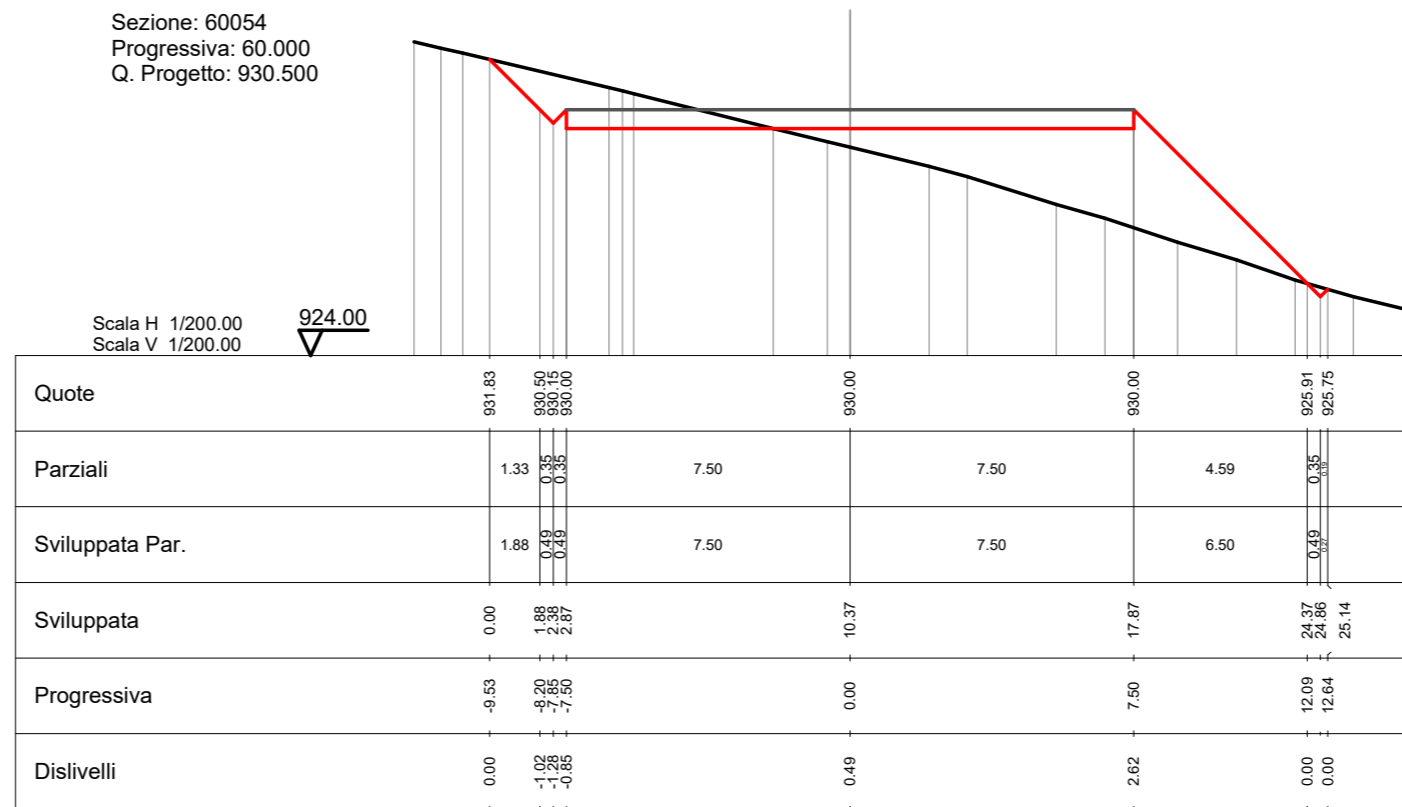


Quote	932.65	930.50 930.15 930.00	930.00	930.00	926.24 926.07
Parziali	2.15	0.35 0.35	7.50	7.50	4.26 0.35
Sviluppata Par.	3.05	0.70 0.70	7.50	7.50	6.02 0.70
Sviluppata	0.00	3.05 3.54 4.04	11.54	19.04	25.06 25.55 25.80
Progressiva	-10.35	-8.20 -7.85 -7.50	0.00	7.50	11.76 12.28
Dislivelli	-0.00	-1.64 -1.91 -1.47	0.07	2.34	-0.00 0.00

Sezione: 60054  
 Progressiva: 60.000  
 Q. Progetto: 930.500

Scala H 1/200.00  
 Scala V 1/200.00

924.00

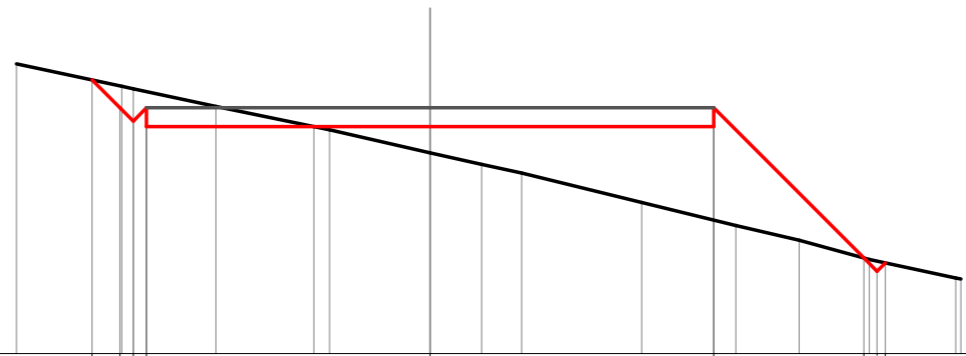


Quote	931.83	930.50 930.15 930.00	930.00	930.00	925.91 925.75
Parziali	1.33	0.35 0.35	7.50	7.50	4.59 0.35
Sviluppata Par.	1.88	0.70 0.70	7.50	7.50	6.50 0.70
Sviluppata	0.00	1.88 2.38 2.87	10.37	17.87	24.37 24.86 25.14
Progressiva	-9.53	-8.20 -7.85 -7.50	0.00	7.50	12.09 12.64
Dislivelli	0.00	-1.02 -1.28 -0.86	0.49	2.62	0.00 0.00

Sezione: 60055  
 Progressiva: 70.000  
 Q. Progetto: 930.500

Scala H 1/200.00  
 Scala V 1/200.00

924.00



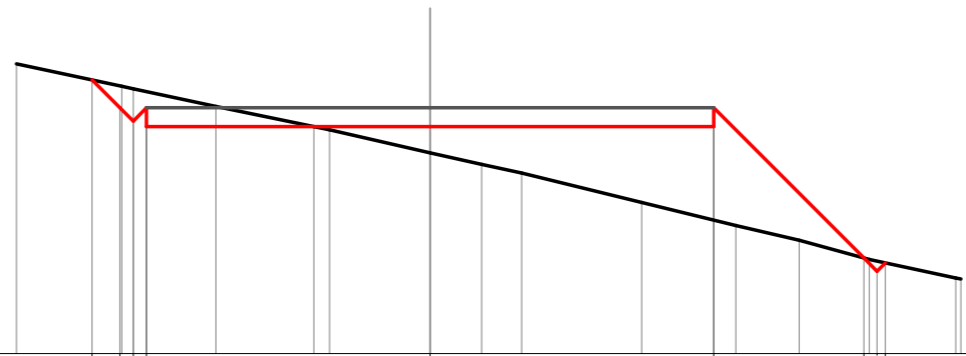
Quote	931.24	930.50	930.15	930.00	930.00	926.53	926.40
Parziali	0.74	0.35	0.35	7.50	7.50	3.97	0.35
Sviluppata Par.	1.04	0.74	0.74	7.50	7.50	5.62	0.74
Sviluppata	0.00	1.04	1.54	9.53	17.03	22.65	23.45
Progressiva	-8.94	-8.20	-7.85	0.00	7.50	11.47	12.04
Dislivelli	-0.00	-0.58	-0.85	0.69	2.47	0.00	0.00



Sezione: 60056  
 Progressiva: 70.000  
 Q. Progetto: 930.500

Scala H 1/200.00  
 Scala V 1/200.00

924.00



Quote	931.24	930.50	930.15	930.00	930.00	926.53	926.40
Parziali	0.74	0.35	0.35	7.50	7.50	3.97	0.35
Sviluppata Par.	1.04	0.70	0.70	7.50	7.50	5.62	0.70
Sviluppata	0.00	1.04	1.54	9.53	17.03	22.65	23.45
Progressiva	-8.94	-8.20	-7.85	0.00	7.50	11.47	12.04
Dislivelli	0.00	-0.58	-0.85	0.69	2.47	-0.00	-0.00