


Comune
di Corleto Perticara



Regione Basilicata



Provincia di Potenza



Committente:

RWE

RENEWABLES ITALIA S.R.L.
Via Andrea Doria, 41/G - 00192 Roma
P.IVA/C.F. 06400370968
pec: rwerenewablesitaliasrl@legalmail.it

Titolo del Progetto:

**Progetto per la realizzazione di una centrale eolica da 44,80 MW nel
comune di Corleto Perticara (PZ)**

Documento:

PROGETTO DEFINITIVO

Richiesta Autorizzazione Unica ai sensi del D. Lgs. 387 del 29/09/2003

N° Documento:

PECP_A.16.a.17.a.7

ID PROGETTO:

PECP

DISCIPLINA:

P

TIPOLOGIA:

D

FORMATO:

A3

Elaborato:

Quaderno delle sezioni in fase di lavoro WTG 07 - 7 di 8

FOGLIO:

7 di 8

SCALA:

1:200

Nome file:

PECP_A.16.a.17.a.7_Quaderno_delle_sezioni_temporanee_7_di_8.pdf

Progettazione:

R.T.P. D'Occhio - De Blasis
Via S. Angelo, 10 - 82020 Campolattaro (BN)

Progettisti:



Ing. Giuseppe Antonio De Blasis



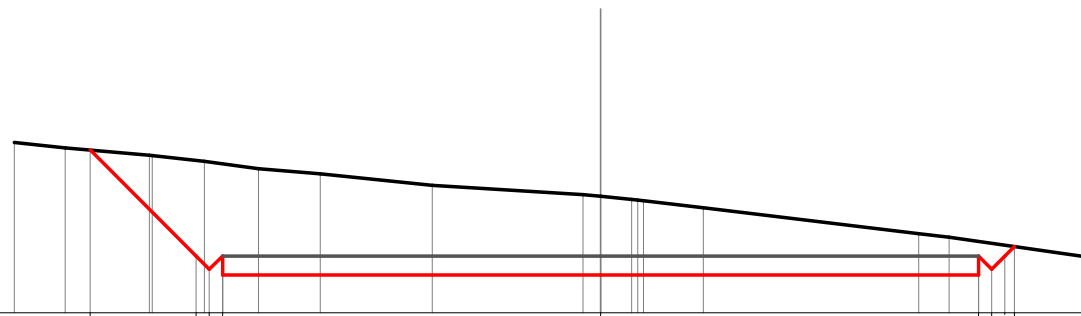
Arch. Carmine D'Occhio

Rev:	Data Revisione	Descrizione Revisione	Redatto	Controllato	Approvato
00	07/12/2020	PRIMA EMISSIONE	R.T.P.D'Occhio - De Blasis	RWE	RWE

Sezione: 70001
 Progressiva: 0.000
 Q. Progetto: 860.500

Scala H 1/200.00
 Scala V 1/200.00

859.00

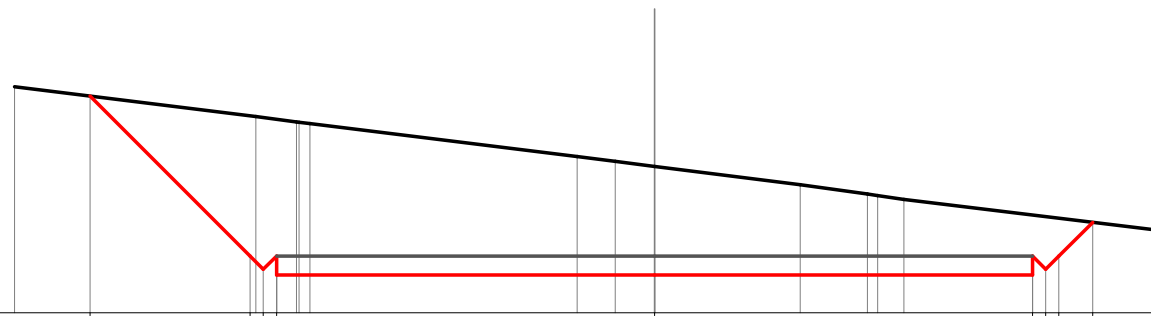


Quote	863.30	860.50 860.15 860.00	860.00	860.15 860.15 860.75
Parziali	2.80	0.35 0.35 0.35	10.00	10.00 0.35 0.35 0.35
Sviluppata Par.	3.97	0.49 0.49 0.49	10.00	10.00 0.49 0.49 0.49
Sviluppata	0.00	3.97 4.46 4.96	14.96	24.96 25.45 25.95 26.30
Progressiva	-13.50	-10.70 -10.35 -10.00	0.00	10.00 10.35 10.95
Dislivelli	0.00	-2.53 -2.83 -2.44	-2.08	-0.89 -0.69 0.00

Sezione: 70002
 Progressiva: 10.000
 Q. Progetto: 860.500

Scala H 1/200.00
 Scala V 1/200.00

859.00

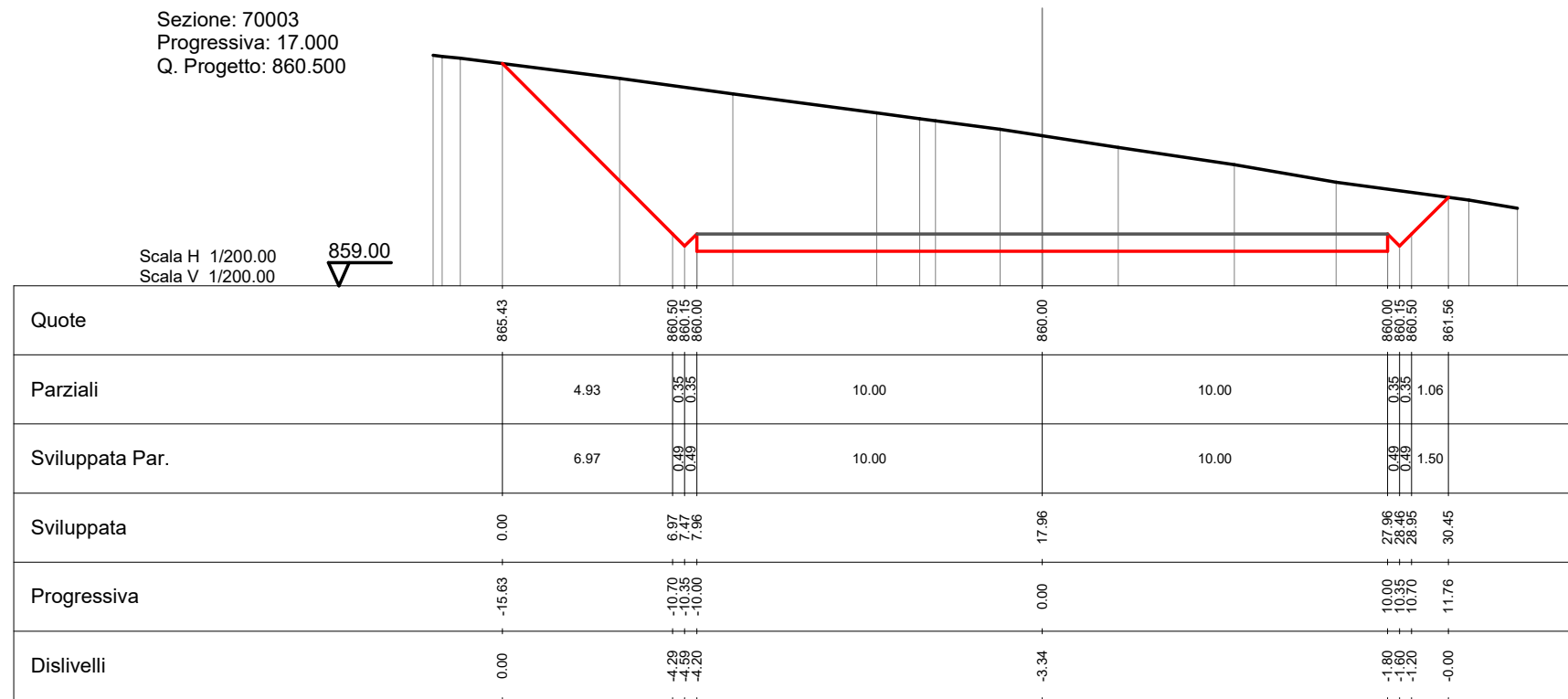


Quote	864.73	860.50 860.15 860.00	860.00	860.00 860.15 860.50	861.39
Parziali	4.23	0.35 0.35	10.00	10.00	0.89
Sviluppata Par.	5.98	0.49 0.49	10.00	10.00	1.26
Sviluppata	0.00	5.98 6.48 6.97	16.97	26.97 27.47 27.96	29.22
Progressiva	-14.93	-10.70 -10.35 -10.00	0.00	10.00 10.35 10.70	11.59
Dislivelli	-0.00	-3.71 -4.01 -3.62	-2.87	-1.58 -1.39 -1.00	-0.00

Sezione: 70003
 Progressiva: 17.000
 Q. Progetto: 860.500

Scala H 1/200.00
 Scala V 1/200.00

859.00

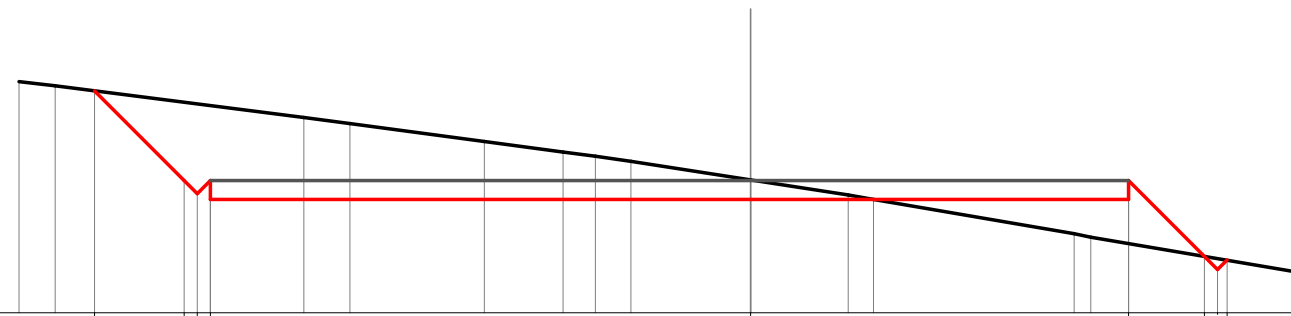


Quote	865.43	860.50 860.15 860.00	860.00	860.00 860.15 860.50	861.56
Parziali	4.93	0.35 0.35	10.00	10.00	1.06
Sviluppata Par.	6.97	0.49 0.49	10.00	10.00	1.50
Sviluppata	0.00	6.97 7.47 7.96	17.96	27.96 28.46 28.95	30.45
Progressiva	-15.63	-10.70 -10.35 -10.00	0.00	10.00 10.35 10.70	11.76
Dislivelli	0.00	-4.29 -4.59 -4.20	-3.34	-1.80 -1.60 -1.20	-0.00

Sezione: 70004
 Progressiva: 20.000
 Q. Progetto: 863.500

Scala H 1/200.00
 Scala V 1/200.00

860.00

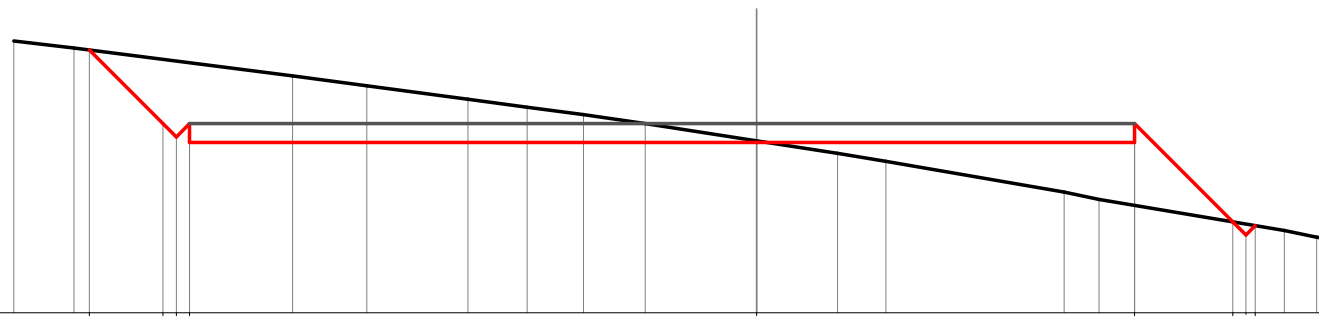


Quote	865.87	863.50 863.15 863.00	863.00	863.00	861.49 861.39
Parziali	2.37	0.35 0.35	14.29	10.00	2.01 0.35 0.35
Sviluppata Par.	3.35	0.49 0.49	14.29	10.00	2.84 0.49 0.35
Sviluppata	0.00	3.35 3.34 4.34	18.62	28.62	31.46 31.86 32.31
Progressiva	-17.35	-14.99 -14.94 -14.29	0.00	10.00	12.01 12.61
Dislivelli	-0.00	-2.07 -2.36 -1.96	-0.51	1.17	0.00 0.00

Sezione: 70005
 Progressiva: 20.500
 Q. Progetto: 864.000

Scala H 1/200.00
 Scala V 1/200.00

859.00

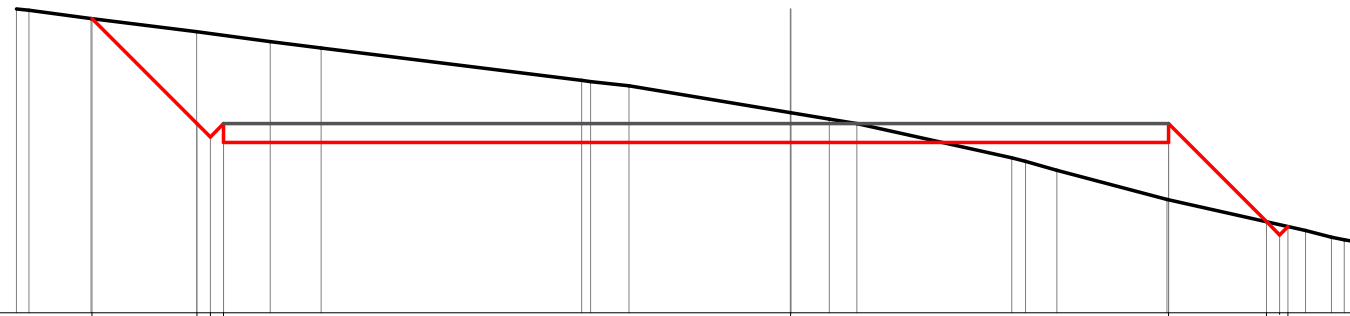


Quote	865.95	864.00 863.95 863.50	863.50	863.50	861.40 861.30
Parziali	1.95	0.35 0.35	15.00	10.00	2.60 0.35 0.35
Sviluppata Par.	2.76	0.49 0.49	15.00	10.00	3.67 0.49 0.35
Sviluppata	0.00	2.76 3.25 3.75	18.75	28.75	32.42 32.91 33.26
Progressiva	-17.65	-15.70 -15.35 -15.00	0.00	10.00	12.60 13.20
Dislivelli	0.00	-1.70 -2.01 -1.61	-0.05	1.66	0.00 0.00

Sezione: 70006
 Progressiva: 30.000
 Q. Progetto: 864.000

Scala H 1/200.00
 Scala V 1/200.00

859.00

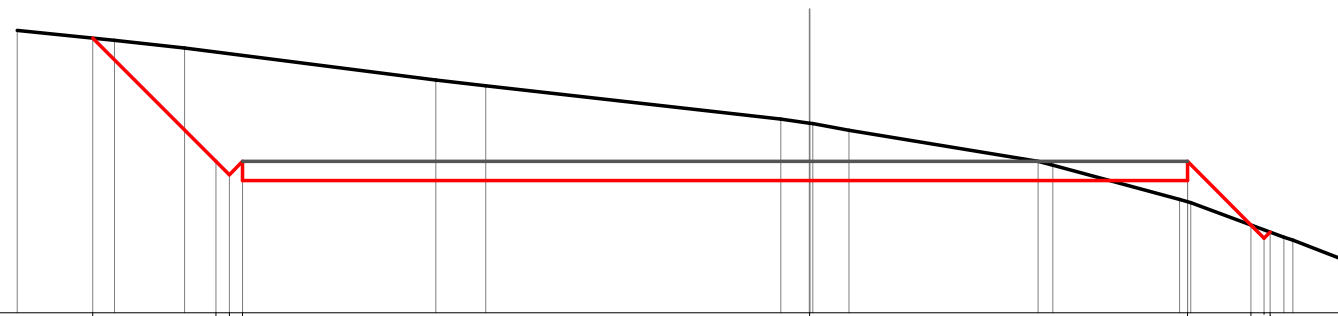


Quote	866.78	864.00 863.65 863.50	863.50	863.50	861.41 861.28
Parziali	2.78	0.35 0.35	15.00	10.00	2.59 0.35 0.35
Sviluppata Par.	3.93	0.49 0.43 0.49	15.00	10.00	3.67 0.49 0.33
Sviluppata	0.00	3.93 4.43 4.92	19.92	29.92	33.59 34.08 34.39
Progressiva	-18.48	-15.70 -15.35 -15.00	0.00	10.00	12.59 13.16
Dislivelli	-0.00	-2.43 -2.73 -2.34	-0.79	1.51	0.00 0.00

Sezione: 70007
 Progressiva: 40.000
 Q. Progetto: 864.000

Scala H 1/200.00
 Scala V 1/200.00

860.00

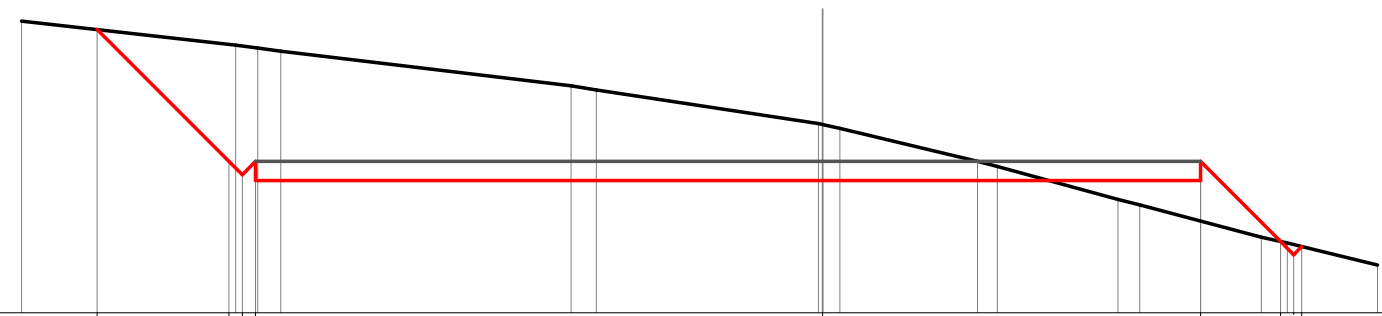


Quote	867.26	864.00 863.95 863.50	863.50	863.50	862.32 862.13
Parziali	3.26	0.35 0.35	15.00	10.00	1.68 0.35
Sviluppata Par.	4.61	0.49 0.49	15.00	10.00	2.37 0.49
Sviluppata	0.00	4.61 5.11 5.60	20.60	30.60	32.99 33.47 33.70
Progressiva	-18.96	-15.70 -15.35 -15.00	0.00	10.00	11.68 12.19
Dislivelli	-0.00	-2.89 -3.20 -2.81	-1.51	0.56	-0.00 0.00

Sezione: 70008
 Progressiva: 50.000
 Q. Progetto: 864.000

Scala H 1/200.00
 Scala V 1/200.00

860.00

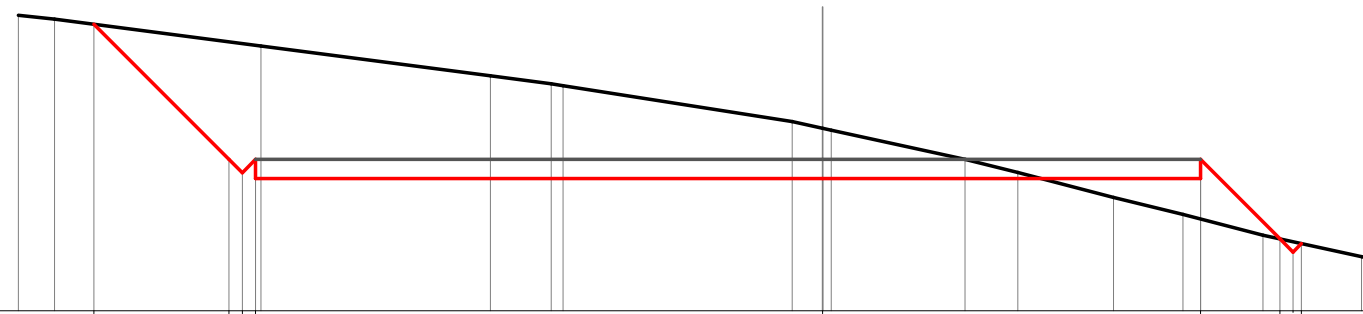


Quote	867.49	864.00 863.95 863.50	863.50	863.50	861.88 861.75
Parziali	3.49	0.35 0.35	15.00	10.00	2.12 0.35 0.35
Sviluppata Par.	4.94	0.49 0.49	15.00	10.00	2.99 0.49 0.35
Sviluppata	0.00	4.94 5.43 5.93	20.93	30.93	33.92 34.41 34.72
Progressiva	-19.19	-15.70 -15.35 -15.00	0.00	10.00	12.12 12.68
Dislivelli	0.00	-3.10 -3.40 -3.01	-1.48	1.07	0.00 0.00

Sezione: 70009
 Progressiva: 55.500
 Q. Progetto: 864.000

Scala H 1/200.00
 Scala V 1/200.00

860.00

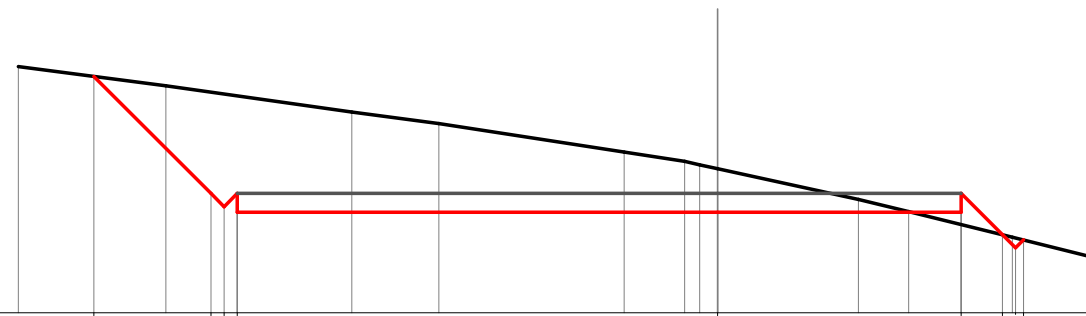


Quote	867.58	864.00 863.95 863.50	863.50	863.50	861.90 861.78
Parziali	3.58	0.35 0.35	15.00	10.00	2.10 0.35 0.35
Sviluppata Par.	5.06	0.49 0.49	15.00	10.00	2.97 0.49 0.35
Sviluppata	0.00	5.06 5.55 6.05	21.05	31.05	34.02 34.51 34.83
Progressiva	-19.28	-15.70 -15.35 -15.00	0.00	10.00	12.10 12.67
Dislivelli	0.00	-3.11 -3.41 -3.02	-1.33	1.08	0.00 0.00

Sezione: 70010
 Progressiva: 60.000
 Q. Progetto: 864.154

Scala H 1/200.00
 Scala V 1/200.00

861.00

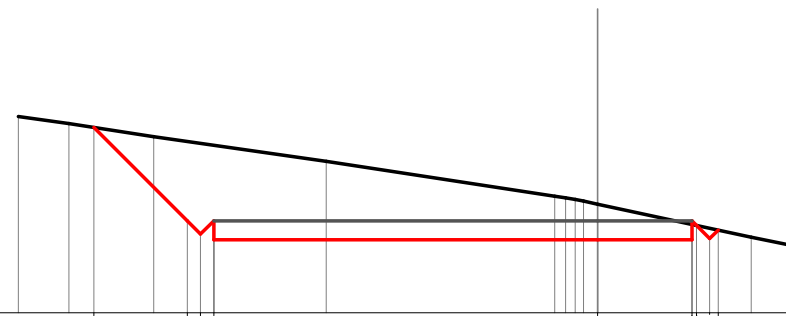


Quote	867.25	864.15 863.80 863.65	863.65	863.65	863.07 862.93
Parziali	3.09	0.35 0.35	12.70	6.45	1.09 0.35 0.31
Sviluppata Par.	4.38	0.49 0.49	12.70	6.45	1.54 0.49 0.36
Sviluppata	0.00	4.38 4.37 5.37	18.07	24.52	26.06 26.55 26.85
Progressiva	-16.50	-13.40 -13.05 -12.70	0.00	6.45	7.54 8.10
Dislivelli	0.00	-2.68 -2.98 -2.68	-1.16	0.32	0.00 0.00

Sezione: 70011
 Progressiva: 65.000
 Q. Progetto: 864.431

Scala H 1/200.00
 Scala V 1/200.00

862.00

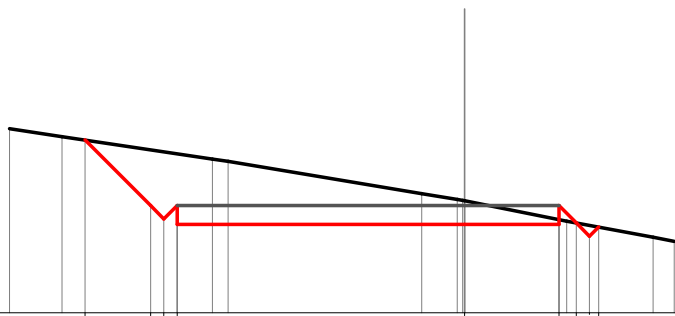


Quote	866.90	864.43 864.08 863.93	863.93	863.93 864.19
Parziali	2.47	0.35 0.35	10.15	2.50 0.35 0.35
Sviluppata Par.	3.49	0.49 0.49	10.15	2.50 0.49 0.35
Sviluppata	0.00	3.49 3.98 4.48	14.63	17.13 17.30 18.92
Progressiva	-13.32	-10.85 -10.50 -10.15	0.00	2.50 3.02 3.20
Dislivelli	0.00	-2.10 -2.40 -2.00	-0.94	-0.41 0.00 0.00

Sezione: 70012
 Progressiva: 70.000
 Q. Progetto: 864.833

Scala H 1/200.00
 Scala V 1/200.00

862.00

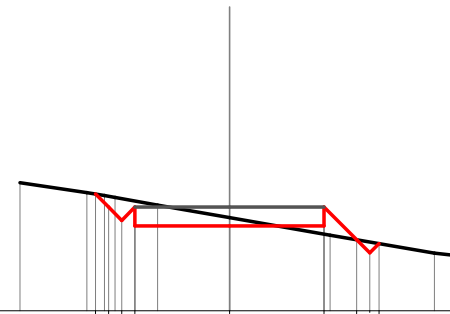


Quote	866.57	864.83 864.83 864.33	864.33	864.33 864.37 864.27
Parziali	1.74	0.46 0.35 0.35	7.60	2.50 0.46 0.35 0.34
Sviluppata Par.	2.45	0.46 0.46	7.60	2.50 0.65 0.49 0.34
Sviluppata	0.00	2.45 3.24	11.05	13.55 14.78 15.03
Progressiva	-10.04	-8.30 -7.60	0.00	2.50 2.96 3.55
Dislivelli	0.00	-1.49 -1.37	-0.63	-0.13 -0.00 0.00

Sezione: 70013
 Progressiva: 78.000
 Q. Progetto: 865.740

Scala H 1/200.00
 Scala V 1/200.00

863.00

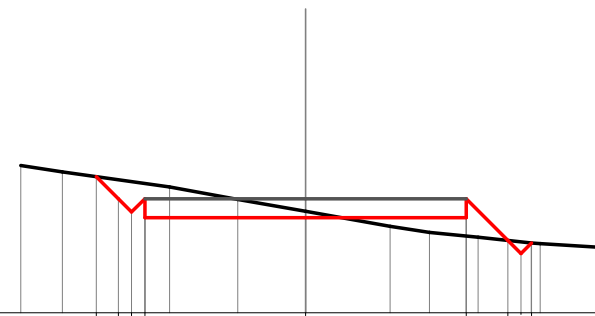


Quote	866.09	865.74	865.39	865.24	865.24	865.24	864.88	864.78
Parziali	0.35	0.35	0.35	2.50	2.50	0.86	0.35	0.35
Sviluppata Par.	0.49	0.49	0.49	2.50	2.50	1.22	0.49	0.35
Sviluppata	0.00	0.49	0.98	1.48	3.98	6.48	7.70	8.19
Progressiva	-3.55	-3.20	-2.85	-2.50	0.00	2.50	3.36	3.96
Dislivelli	0.00	-0.29	-0.68	-0.16	-0.22	0.21	0.00	0.00

Sezione: 70014
 Progressiva: 80.000
 Q. Progetto: 866.016

Scala H 1/200.00
 Scala V 1/200.00

863.00

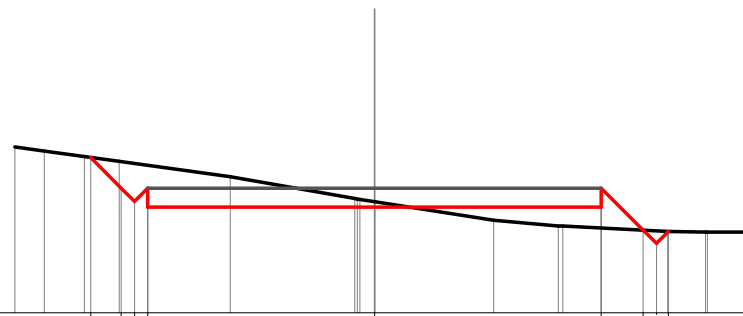


Quote		866.60	866.02	866.97	865.52	865.52	864.91	864.84
Parziali		0.59	0.75	0.35	4.25	4.25	1.10	0.35
Sviluppata Par.		0.83	0.49	0.48	4.25	4.25	1.56	0.49
Sviluppata		0.00	0.83	1.32	6.07	10.32	11.89	12.37
Progressiva		-5.54	-4.95	-4.60	0.00	4.25	5.35	5.98
Dislivelli		0.00	-0.50	-0.40	-0.17	0.49	0.00	-0.00

Sezione: 70015
 Progressiva: 82.000
 Q. Progetto: 866.295

Scala H 1/200.00
 Scala V 1/200.00

863.00

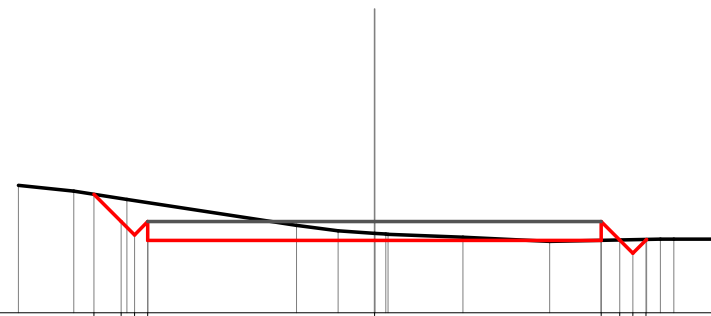


Quote		867.11	866.29	866.94	865.79	865.79	865.19	865.15
Parziali		0.81	0.35	6.00	6.00	1.11	0.35	
Sviluppata Par.		1.15	0.49	6.00	6.00	1.57	0.49	
Sviluppata		0.00	1.15	8.14	8.14	14.14	15.71	16.65
Progressiva		-7.51	-6.70	0.00	0.00	6.00	7.11	7.78
Dislivelli		0.00	-0.70	-0.14	-0.14	0.55	0.00	0.00

Sezione: 70016
 Progressiva: 90.000
 Q. Progetto: 867.411

Scala H 1/200.00
 Scala V 1/200.00

865.00

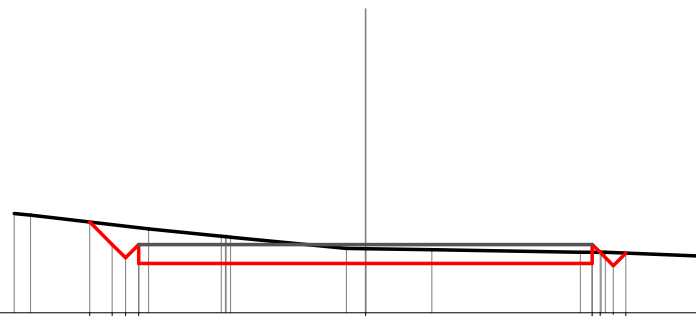


Quote	868.13	867.41	867.06	866.91	866.91	866.91	866.57	866.52
Parziali	0.72	0.35	0.35	6.00	6.00	0.49	0.35	0.35
Sviluppata Par.	1.02	0.72	0.49	6.00	6.00	0.69	0.49	0.49
Sviluppata	0.00	1.02	1.51	8.01	8.01	14.01	14.70	15.69
Progressiva	-7.42	-6.70	-6.35	0.00	0.00	6.00	6.49	7.19
Dislivelli	0.00	-0.61	-0.91	-0.19	-0.19	-0.00	-0.38	-0.01

Sezione: 70017
 Progressiva: 100.000
 Q. Progetto: 868.806

Scala H 1/200.00
 Scala V 1/200.00

867.00

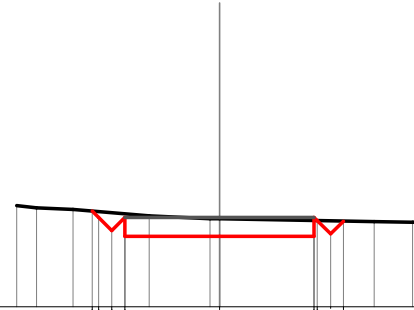


Quote	869.40 868.81 868.46 868.31	868.31	868.31	868.31 868.60 868.58
Parziali	0.59 0.35 0.36	6.00	6.00	0.31 0.35 0.33
Sviluppata Par.	0.84 0.78 0.49	6.00	6.00	0.31 0.49 0.46
Sviluppata	0.00 0.84 1.33 1.83	7.83		13.83 14.13 15.06
Progressiva	-7.29 -6.70 -6.35 -6.00	0.00		6.00 6.21 6.89
Dislivelli	0.00 -0.52 -0.83 -0.44	-0.38		-0.29 0.00 0.00

Sezione: 70018
 Progressiva: 104.000
 Q. Progetto: 869.364

Scala H 1/200.00
 Scala V 1/200.00

867.00

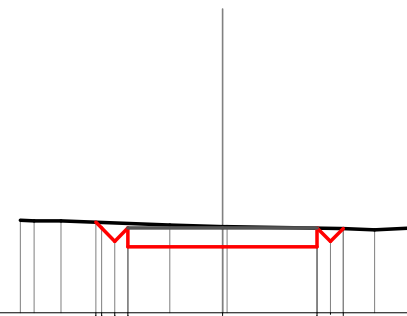


Quote	869.53	869.58	869.66	868.86	868.86	868.86	869.26
Parziali	0.49	0.35	2.50	2.50	0.35	0.34	
Sviluppata Par.	0.49	0.48	2.50	2.50	0.49	0.48	
Sviluppata	0.00	0.23	0.73	3.72	6.22	6.35	7.32
Progressiva	-3.36	-2.90	-2.90	0.00	2.50	3.28	
Dislivelli	0.00	-0.15	-0.09	-0.46	-0.41	0.00	0.00

Sezione: 70019
 Progressiva: 110.000
 Q. Progetto: 870.242

Scala H 1/200.00
 Scala V 1/200.00

868.00

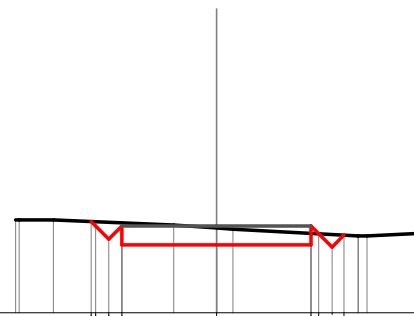


Quote	870.39	870.34	869.74	869.74	869.74	870.23
Parziali	0.35	0.35	2.50	2.50	0.35	0.34
Sviluppata Par.	0.49	0.48	2.50	2.50	0.49	0.48
Sviluppata	0.00	0.21	1.20	3.70	6.20	7.18
Progressiva	-3.35	-3.35	-2.90	0.00	2.50	3.19
Dislivelli	0.00	-0.15	-0.12	-0.63	-0.50	0.00

Sezione: 70020
 Progressiva: 116.000
 Q. Progetto: 871.295

Scala H 1/200.00
 Scala V 1/200.00

869.00

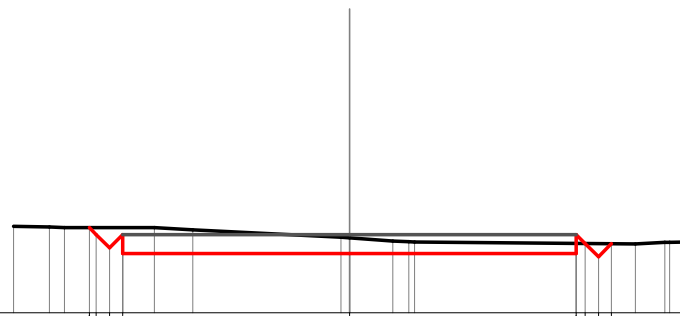


Quote	871.41	871.29	870.79	870.79	870.79	871.09	871.05
Parziali	0.35	0.35	2.50	2.50	2.50	0.35	0.35
Sviluppata Par.	0.49	0.49	2.50	2.50	2.50	0.49	0.49
Sviluppata	0.00	0.17	0.66	1.16	3.66	6.16	6.45
Progressiva	-3.32	-2.90	-2.90	0.00	2.50	2.71	3.37
Dislivelli	-0.00	-0.11	-0.08	-0.45	-0.31	0.00	-0.00

Sezione: 70021
 Progressiva: 120.000
 Q. Progetto: 872.068

Scala H 1/200.00
 Scala V 1/200.00

870.00

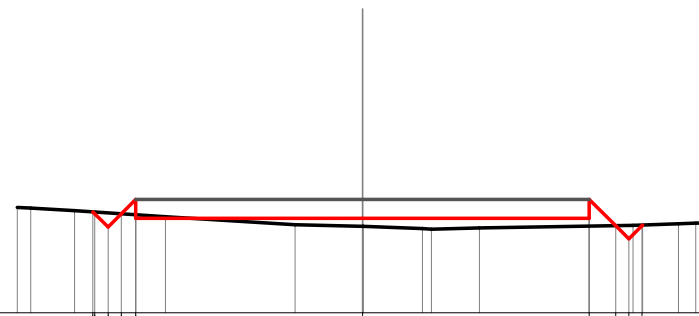


Quote	872.25 872.07 871.72 871.57	871.57	871.57 871.83 871.88 871.88
Parziali	0.35 0.35 0.49	6.00	6.00 0.35 0.34
Sviluppata Par.	0.26 0.26 0.49	6.00	6.00 0.49 0.49
Sviluppata	0.00 0.26 0.76 1.25	7.25	13.25 13.68 14.09 14.57
Progressiva	-6.88 -6.70 -6.35 -6.00	0.00	6.00 6.24 6.99 6.99
Dislivelli	-0.00 -0.18 -0.53 -0.18	-0.42	-0.27 -0.00 -0.95 -0.00

Sezione: 70022
 Progressiva: 130.000
 Q. Progetto: 874.001

Scala H 1/200.00
 Scala V 1/200.00

871.00

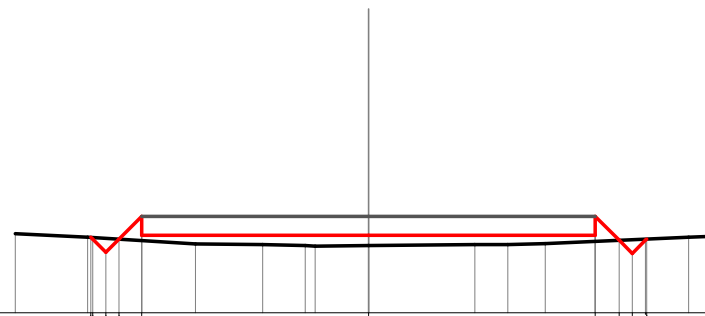


Quote	873.67 873.62 873.57 873.52	873.50	873.50	873.50 873.30 873.35 873.30
Parziali	0.49 0.35 0.54 0.38	6.00	6.00	0.70 0.35 0.35
Sviluppata Par.	0.49 0.54	6.00	6.00	0.99 0.49 0.49
Sviluppata	0.00 0.07 0.56 1.06	7.60	13.60	14.59 15.08 15.38
Progressiva	-7.13 -7.08 -6.73 -6.38	0.00	6.00	6.70 7.05 7.40
Dislivelli	0.00 -0.05 -0.37 0.00	0.21	0.21	0.00 -0.96 -0.02

Sezione: 70023
 Progressiva: 138.000
 Q. Progetto: 875.547

Scala H 1/200.00
 Scala V 1/200.00

873.00

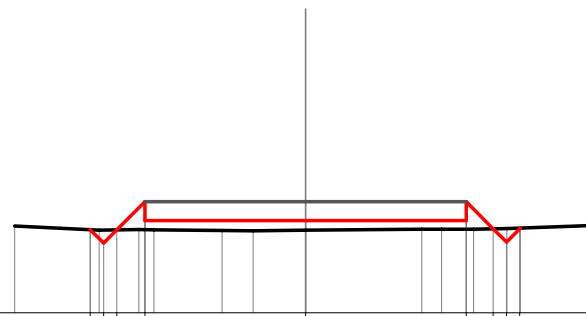


Quote	874.99 874.98 874.95	875.05	875.05 874.92 874.57 874.95
Parziali	0.35 0.49 0.60	6.00	6.00 0.63 0.35 0.35
Sviluppata Par.	0.49 0.49 0.85	6.00	6.00 0.89 0.49 0.49
Sviluppata	0.00 0.07 0.56 1.99	7.90	13.90 14.79 15.78 15.83
Progressiva	-7.35 -7.36 -6.89	0.00	6.00 6.63 6.98 7.36
Dislivelli	0.00 -0.04 0.89	0.27	0.16 -0.00 -0.37 -0.00

Sezione: 70024
 Progressiva: 140.000
 Q. Progetto: 875.934

Scala H 1/200.00
 Scala V 1/200.00

873.00

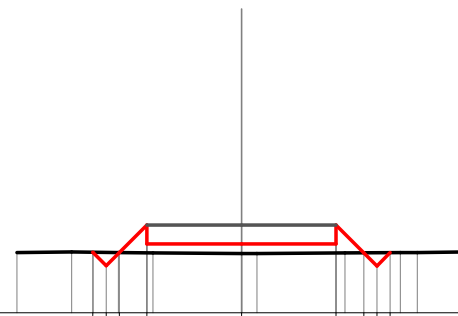


Quote	875.19 874.84 875.19	875.43	875.43	875.43	875.43 875.22 874.87 875.22
Parziali	0.36 0.35 0.74	4.25	4.25	4.25	0.72 0.35 0.35
Sviluppata Par.	0.49 0.49 1.05	4.25	4.25	4.25	1.01 0.49 0.49
Sviluppata	0.00 0.49 0.99	2.04	6.29	10.54	11.55 12.05 12.54
Progressiva	-5.70 -5.34 -4.99	-4.25	0.00	4.25	4.97 5.32 5.67
Dislivelli	0.00 -0.35 -0.00	0.74	0.25	0.23	-0.00 -0.36 -0.02

Sezione: 70025
 Progressiva: 142.000
 Q. Progetto: 876.320

Scala H 1/200.00
 Scala V 1/200.00

874.00

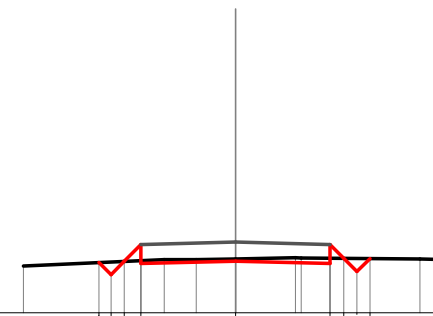


Quote		875.59	875.24	875.59	875.82	875.82	875.82	875.82	875.59	875.24	875.59
Parziali		0.49	0.36	0.35	0.73	2.50	2.50	0.73	0.35	0.36	0.49
Sviluppata Par.		0.49	0.48	1.03	2.50	2.50	1.04	0.49	0.30	0.35	0.49
Sviluppata		0.00	0.49	0.99	2.02	4.52	7.02	8.06	8.55	9.05	
Progressiva		-3.94	-3.58	-3.23	-2.50	0.00	2.50	3.23	3.58	3.93	
Dislivelli		0.00	-0.35	0.00	0.74	0.25	0.24	0.00	-0.35	0.00	

Sezione: 70026
 Progressiva: 150.000
 Q. Progetto: 877.867

Scala H 1/200.00
 Scala V 1/200.00

876.00

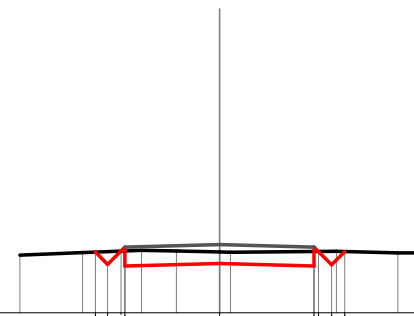


Quote	877.33	877.01	877.36	877.30	877.37	877.30	877.44	877.43
Parziali	0.32	0.35	0.44	2.50	2.50	0.36	0.35	0.34
Sviluppata Par.	0.45	0.49	0.63	2.50	2.50	0.52	0.46	0.42
Sviluppata	0.00	0.45	0.56	1.58	4.08	6.66	7.59	8.07
Progressiva	-3.61	-3.29	-2.84	-2.50	0.00	2.50	2.86	3.56
Dislivelli	0.00	-0.33	0.00	0.42	-0.05	-0.14	0.00	0.00

Sezione: 70027
 Progressiva: 160.000
 Q. Progetto: 879.800

Scala H 1/200.00
 Scala V 1/200.00

878.00

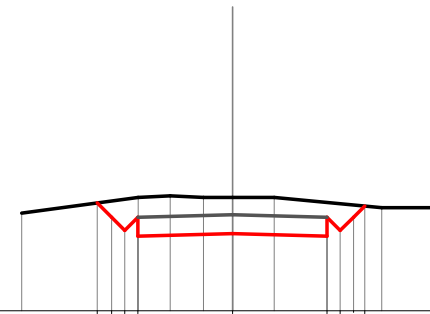


Quote	879.60	879.28	879.24	879.30	879.24	879.62
Parziali	0.32	0.35	2.50	2.50	0.35	0.35
Sviluppata Par.	0.48	0.49	2.50	2.50	0.49	0.49
Sviluppata	0.00	0.46	3.60	6.10	6.27	7.26
Progressiva	-3.28	-2.96	-2.50	0.00	2.50	3.32
Dislivelli	0.00	-0.34	0.10	-0.31	-0.38	-0.00

Sezione: 70028
 Progressiva: 170.000
 Q. Progetto: 881.537

Scala H 1/200.00
 Scala V 1/200.00

879.00

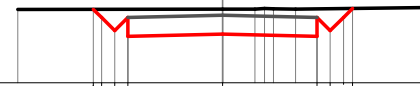


Quote	881.85	881.47	881.72	880.97	881.04	880.97	881.12	881.77
Parziali	0.38	0.35	0.35	2.50	2.50	0.35	0.35	0.35
Sviluppata Par.	0.54	0.49	0.49	2.50	2.50	0.49	0.49	0.49
Sviluppata	0.00	0.54	1.53	4.03	6.53	7.32	7.94	7.94
Progressiva	-3.58	-3.20	-2.85	0.00	2.50	2.85	3.50	
Dislivelli	0.00	-0.43	-0.83	-0.96	-0.89	-0.71	0.00	

Sezione: 70029
 Progressiva: 180.000
 Q. Progetto: 882.788

Scala H 1/200.00
 Scala V 1/200.00

881.00

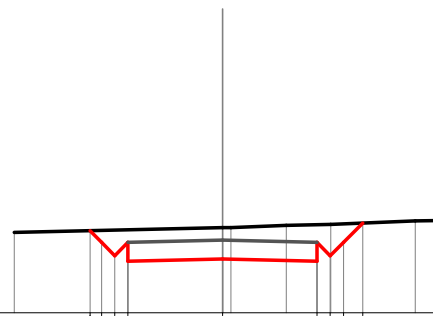


Quote	882.94 882.73 882.38 882.23	882.29	882.23 882.38 882.97
Parziali	0.35 0.35	2.50	2.50 0.35 0.35
Sviluppata Par.	0.49 0.49	2.50	2.50 0.49 0.49
Sviluppata	0.00 0.30 0.30 1.29	3.80	6.30 7.29 7.63
Progressiva	-3.42 -3.20 -2.85 -2.50	0.00	2.50 2.85 3.44
Dislivelli	0.00 -0.22 -0.57 -0.72	-0.66	-0.73 -0.58 -0.00

Sezione: 70030
 Progressiva: 190.000
 Q. Progetto: 883.923

Scala H 1/200.00
 Scala V 1/200.00

882.00

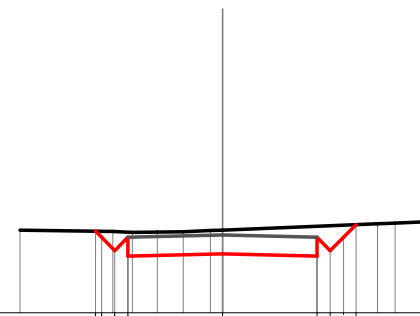


Quote	884.17	883.86	883.51	883.36	883.42	883.26	883.51	883.86	884.37
Parziali	0.31	0.35	0.35	2.50	2.50	0.35	0.35	0.51	
Sviluppata Par.	0.49	0.48	2.50	2.50	0.49	0.72	0.51		
Sviluppata	0.00	0.43	1.42	3.92	6.43	7.42	8.14		
Progressiva	-3.51	-3.20	-2.85	0.00	2.50	3.20	3.71		
Dislivelli	0.00	-0.31	-0.67	-0.83	-0.83	-0.07	-0.46	-0.00	

Sezione: 70031
 Progressiva: 200.000
 Q. Progetto: 885.058

Scala H 1/200.00
 Scala V 1/200.00

883.00

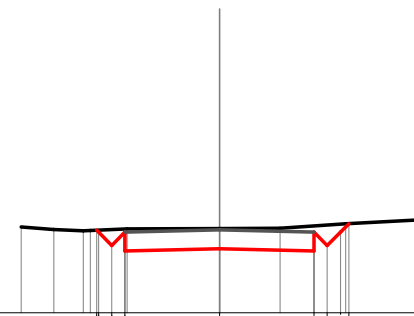


Quote	885.15	885.00	884.50	884.56	884.50	884.65	885.33
Parziali	0.49	0.35	2.50	2.50	0.35	0.35	0.33
Sviluppata Par.	0.49	0.49	2.50	2.50	0.49	0.49	0.33
Sviluppata	0.00	0.22	1.21	3.72	6.21	7.21	7.68
Progressiva	-3.36	-2.90	-2.90	0.00	2.50	2.85	3.53
Dislivelli	0.00	-0.16	-0.14	-0.63	-0.79	-0.66	-0.00

Sezione: 70032
 Progressiva: 210.000
 Q. Progetto: 886.193

Scala H 1/200.00
 Scala V 1/200.00

884.00

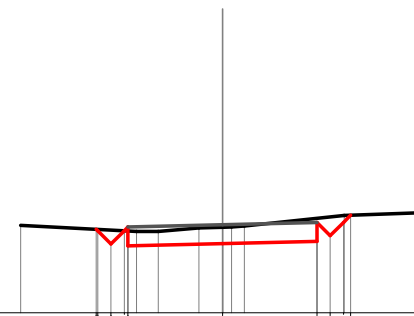


Quote	886.18	886.18	885.63	885.69	885.63	885.78	886.36
Parziali	0.35	0.35	2.50	2.50	0.35	0.35	
Sviluppata Par.	0.49	0.49	2.50	2.50	0.49	0.49	
Sviluppata	0.00	0.07	1.06	3.56	6.06	7.05	7.37
Progressiva	-3.25	-2.90	-2.90	0.00	2.50	2.85	3.43
Dislivelli	0.00	-0.07	-0.06	-0.54	-0.67	-0.64	-0.00

Sezione: 70033
 Progressiva: 220.000
 Q. Progetto: 887.328

Scala H 1/200.00
 Scala V 1/200.00

885.00

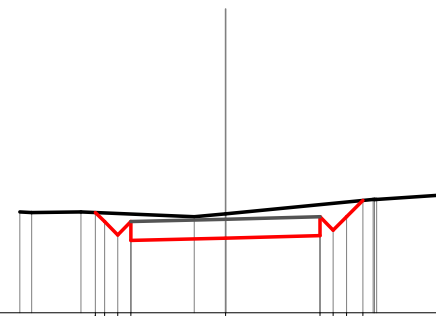


Quote	887.21	887.17	886.77	886.83	886.89	887.04	887.58
Parziali	0.35	0.35	2.50	2.50	0.35	0.35	
Sviluppata Par.	0.49	0.49	2.50	2.50	0.49	0.49	
Sviluppata	0.00	0.06	1.96	3.69	6.10	7.18	7.45
Progressiva	-3.34	-3.30	-2.50	0.00	2.50	2.86	3.39
Dislivelli	0.00	-0.04	0.10	-0.43	-0.61	-0.69	-0.00

Sezione: 70034
 Progressiva: 230.000
 Q. Progetto: 888.474

Scala H 1/200.00
 Scala V 1/200.00

886.00

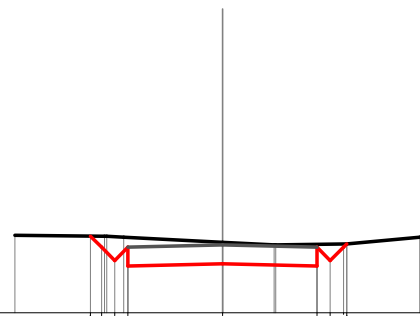


Quote	886.65	886.41	886.06	887.91	887.97	886.04	886.19	886.54	886.97
Parziali	0.35	0.35	2.50	2.50	0.35	0.35	0.43		
Sviluppata Par.	0.49	0.49	2.50	2.50	0.49	0.61			
Sviluppata	0.00	0.34	1.33	3.83	6.23	7.32	7.93		
Progressiva	-3.44	-3.20	-2.95	0.00	2.50	3.20	3.63		
Dislivelli	0.00	-0.23	-0.57	-0.65	0.00	-0.07	-0.39	0.00	

Sezione: 70035
 Progressiva: 240.000
 Q. Progetto: 889.796

Scala H 1/200.00
 Scala V 1/200.00

888.00

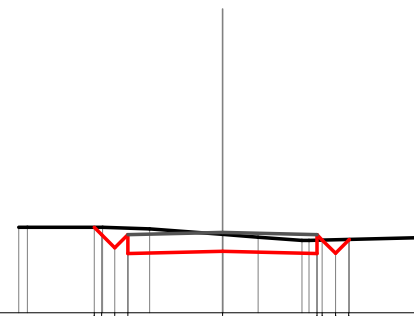


Quote	890.03	889.73	889.38	889.23	889.82
Parziali	0.35	0.35	2.50	2.50	0.35
Sviluppata Par.	0.49	0.49	2.50	2.50	0.49
Sviluppata	0.00	0.41	1.40	3.91	6.41
Progressiva	-3.49	-3.20	-2.85	0.00	2.50
Dislivelli	-0.00	-0.29	-0.63	-0.57	-0.67

Sezione: 70036
 Progressiva: 250.000
 Q. Progetto: 891.127

Scala H 1/200.00
 Scala V 1/200.00

889.00

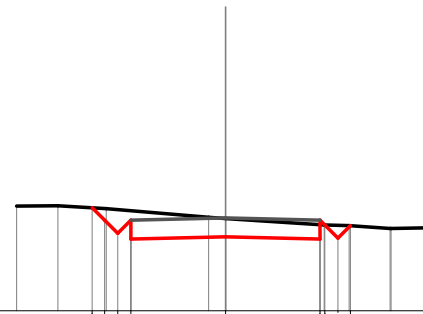


Quote	891.26	891.06	890.71	890.56	890.63	890.56	890.33	890.93
Parziali	0.35	0.35	2.50	2.50	2.50	0.35	0.35	
Sviluppata Par.	0.49	0.49	2.50	2.50	2.50	0.49	0.49	
Sviluppata	0.00	0.27	1.26	3.76	6.26	6.46	7.46	
Progressiva	-3.39	-3.20	-2.95	0.00	2.50	2.84	3.34	
Dislivelli	0.00	-0.19	-0.63	-0.44	-0.36	0.00	-0.02	

Sezione: 70037
 Progressiva: 260.000
 Q. Progetto: 892.459

Scala H 1/200.00
 Scala V 1/200.00

890.00

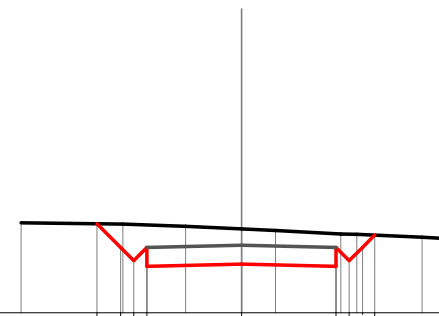


Quote	892.73	892.40	892.05	891.90	891.96	891.90	892.25
Parziali	0.33	0.35	2.50	2.50	0.35	0.33	
Sviluppata Par.	0.49	0.48	2.50	2.50	0.49	0.47	
Sviluppata	0.00	0.47	1.46	3.96	6.46	6.63	7.60
Progressiva	-3.53	-3.20	-2.95	-2.90	0.00	2.50	3.31
Dislivelli	0.00	-0.31	-0.63	-0.23	-0.48	-0.38	0.00

Sezione: 70038
 Progressiva: 270.000
 Q. Progetto: 893.790

Scala H 1/200.00
 Scala V 1/200.00

892.00

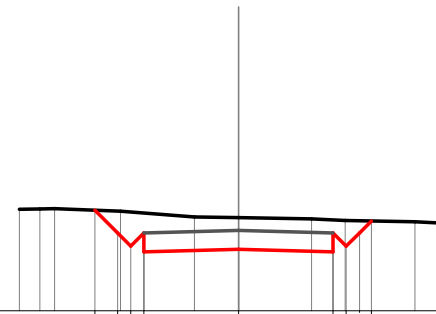


Quote		894.35	893.73	893.38	893.23	894.05
Parziali		0.63	0.35	2.50	2.50	0.35
Sviluppata Par.		0.89	0.49	2.50	2.50	0.49
Sviluppata		0.00	0.89	4.38	6.88	8.33
Progressiva		-3.83	-3.20	0.00	2.50	3.53
Dislivelli		-0.00	-0.62	-0.83	-0.86	-0.00

Sezione: 70039
 Progressiva: 280.000
 Q. Progetto: 895.121

Scala H 1/200.00
 Scala V 1/200.00

893.00

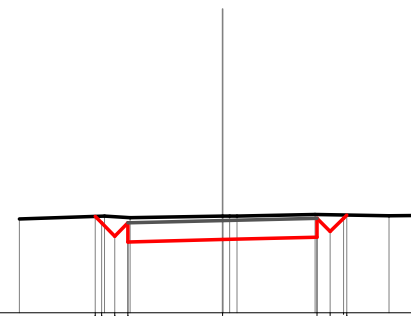


Quote		895.66	895.06	894.71	894.56	894.62	894.71	895.37
Parziali		0.60	0.35	0.35	2.50	2.50	0.35	0.35
Sviluppata Par.		0.85	0.49	0.49	2.50	2.50	0.49	0.49
Sviluppata		0.00	0.85	1.34	4.34	6.84	7.33	8.27
Progressiva		-3.80	-3.20	-2.95	0.00	2.50	2.85	3.51
Dislivelli		0.00	-0.68	-0.90	-0.84	-0.64	-0.68	0.00

Sezione: 70040
 Progressiva: 290.000
 Q. Progetto: 896.437

Scala H 1/200.00
 Scala V 1/200.00

894.00

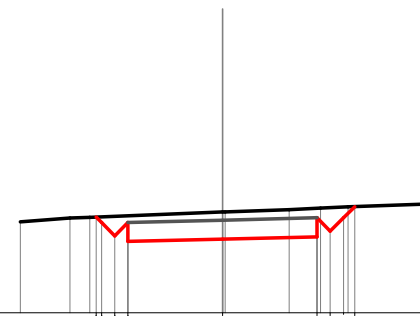


Quote	896.54	896.37	896.50	895.67	895.94	896.00	896.15	896.59
Parziali	0.49	0.35	0.35	2.50	2.50	0.49	0.35	
Sviluppata Par.	0.49	0.49		2.50	2.50	0.49	0.49	
Sviluppata	0.00	0.24	0.74	1.23	3.73	6.23	7.22	7.34
Progressiva	-3.37	-3.30	-2.90		0.00	2.50	2.85	3.29
Dislivelli	0.00	-0.14	-0.14		-0.62	-0.60	-0.44	-0.00

Sezione: 70041
 Progressiva: 300.000
 Q. Progetto: 897.448

Scala H 1/200.00
 Scala V 1/200.00

895.00

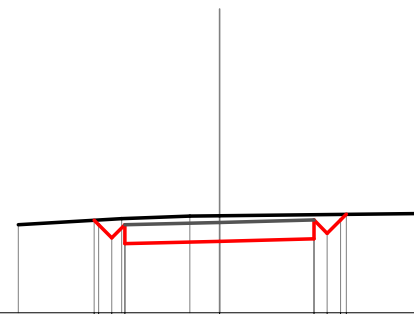


Quote	897.53	897.28	896.89	896.95	897.01	897.16	897.81
Parziali	0.35	0.35	2.50	2.50	0.35	0.35	0.35
Sviluppata Par.	0.49	0.49	2.50	2.50	0.49	0.49	0.49
Sviluppata	0.00	0.21	0.70	1.20	3.70	6.20	7.19
Progressiva	-3.35	-3.35	-2.90	0.00	2.50	2.85	3.50
Dislivelli	0.00	-0.15	-0.18	-0.72	-0.76	-0.62	0.00

Sezione: 70042
 Progressiva: 310.000
 Q. Progetto: 898.389

Scala H 1/200.00
 Scala V 1/200.00

896.00

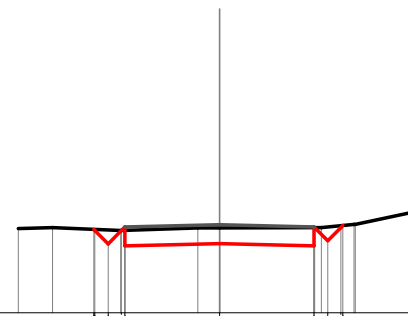


Quote	898.45	898.33	897.83	897.89	897.95	896.10	896.60
Parziali	0.35	0.35	2.50	2.50	0.35	0.35	
Sviluppata Par.	0.49	0.49	2.50	2.50	0.49	0.49	
Sviluppata	0.00	0.17	1.16	3.66	6.16	7.15	7.36
Progressiva	-3.32	-2.90	-2.90	0.00	2.50	2.85	3.35
Dislivelli	0.00	-0.13	-0.17	-0.67	-0.64	-0.50	0.00

Sezione: 70043
 Progressiva: 320.000
 Q. Progetto: 899.331

Scala H 1/200.00
 Scala V 1/200.00

897.00

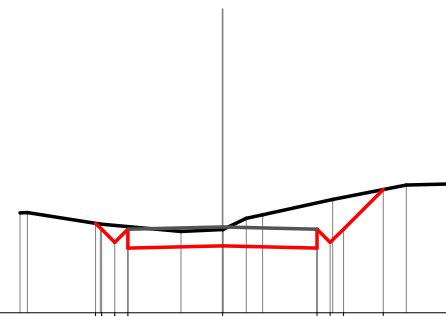


Quote	899.20	899.17	898.77	898.83	898.77	898.90	899.31
Parziali	0.35	0.35	2.50	2.50	0.35	0.35	
Sviluppata Par.	0.49	0.49	2.50	2.50	0.49	0.49	
Sviluppata	0.00	0.04	1.99	3.67	6.17	7.16	7.24
Progressiva	-3.33	-3.30	-2.50	0.00	2.50	2.86	3.27
Dislivelli	-0.00	-0.03	0.06	-0.41	-0.49	-0.37	0.00

Sezione: 70044
 Progressiva: 330.000
 Q. Progetto: 900.272

Scala H 1/200.00
 Scala V 1/200.00

898.00

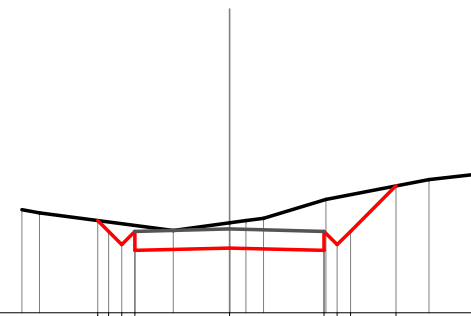


Quote	900.36	900.01	899.71	899.77	899.71	899.66	900.21	901.26	
Parziali	0.35	0.35	2.50	2.50	0.35	0.35	1.05		
Sviluppata Par.	0.49	0.49	2.50	2.50	0.49	0.49	1.49		
Sviluppata	0.00	0.22	0.71	1.21	3.71	6.21	7.20	8.69	
Progressiva	-3.35	-3.00	-2.90	0.00	0.00	2.50	2.86	3.20	4.25
Dislivelli	0.00	-0.13	-0.07	-0.43	0.00	-1.20	-1.33	-0.86	0.00

Sezione: 70045
 Progressiva: 340.000
 Q. Progetto: 901.214

Scala H 1/200.00
 Scala V 1/200.00

899.00

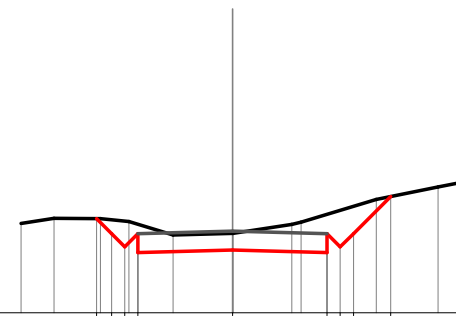


Quote	901.44	901.15	900.80	900.65	900.71	900.65	900.80	901.15	902.36
Parziali	0.35	0.35	2.50	2.50	0.35	0.35	1.21		
Sviluppata Par.	0.49	0.49	2.50	2.50	0.49	0.49	1.71		
Sviluppata	0.00	0.41	0.90	1.40	3.90	6.40	7.39	9.10	
Progressiva	-3.49	-3.20	-2.95	-2.50	0.00	2.50	2.80	3.20	4.41
Dislivelli	0.00	-0.25	-0.55	-0.16	-0.67	-1.33	-1.36	-0.97	-0.00

Sezione: 70046
 Progressiva: 350.000
 Q. Progetto: 902.155

Scala H 1/200.00
 Scala V 1/200.00

900.00

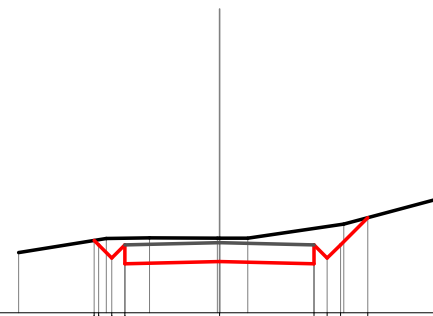


Quote	902.49	902.09	901.74	901.59	901.66	901.59	901.74	902.09	903.08
Parziali	0.40	0.35	0.35	2.50	2.50	0.35	0.35	0.98	
Sviluppata Par.	0.56	0.49	0.49	2.50	2.50	0.49	0.49	1.39	
Sviluppata	0.00	0.56	1.55	4.05	6.55	7.54	8.93		
Progressiva	-3.60	-3.20	-2.95	0.00	2.50	3.20	4.18		
Dislivelli	0.00	-0.36	-0.69	-0.23	-0.44	-1.01	-0.97	-0.73	-0.00

Sezione: 70047
 Progressiva: 360.000
 Q. Progetto: 902.857

Scala H 1/200.00
 Scala V 1/200.00

901.00

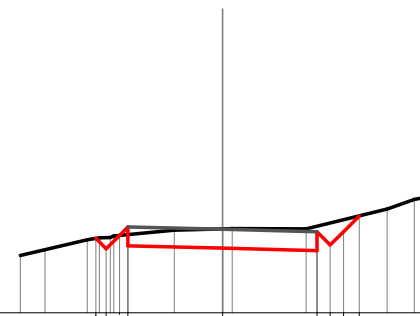


Quote	902.91	902.79	902.29	902.36	902.26	902.24	902.79	903.51
Parziali	0.35	0.35	2.50	2.50	0.35	0.35	0.72	
Sviluppata Par.	0.49	0.49	2.50	2.50	0.49	0.49	1.02	
Sviluppata	0.00	0.17	0.66	3.66	6.16	7.15	8.17	
Progressiva	-3.32	-2.90	-2.90	0.00	2.50	3.20	3.92	
Dislivelli	0.00	-0.14	-0.18	-0.62	-0.03	-0.84	0.00	

Sezione: 70048
 Progressiva: 370.000
 Q. Progetto: 903.207

Scala H 1/200.00
 Scala V 1/200.00

901.00

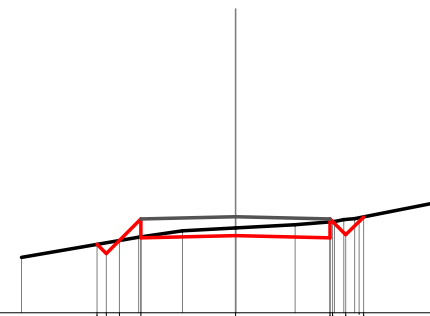


Quote	902.97	902.69	902.77	902.71	902.64	902.79	903.14	903.56
Parziali	0.35	0.35	2.50	2.50	0.35	0.35	0.41	
Sviluppata Par.	0.35	0.49	2.50	2.50	0.49	0.49	0.59	
Sviluppata	0.00	0.39	1.20	3.70	6.21	7.20	7.78	
Progressiva	-3.35	-3.08	-2.50	0.00	2.50	3.20	3.61	
Dislivelli	-0.00	-0.29	0.20	-0.51	0.64	-0.69	-0.31	0.00

Sezione: 70049
 Progressiva: 380.000
 Q. Progetto: 903.543

Scala H 1/200.00
 Scala V 1/200.00

901.00

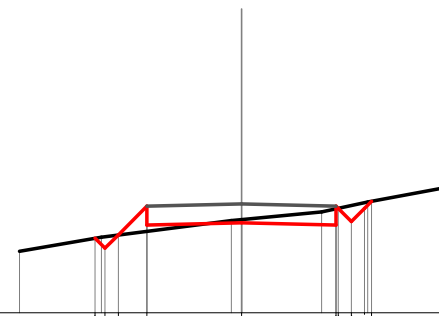


Quote	902.81	902.56	902.91	902.98	903.04	902.98	903.11	903.06	903.53
Parziali	0.35	0.49	0.35	0.57	2.50	2.50	0.35	0.35	
Sviluppata Par.	0.35	0.49	0.80	0.57	2.50	2.50	0.49	0.49	
Sviluppata	0.00	0.35	0.80	0.80	4.15	6.65	6.75	7.51	
Progressiva	3.67	3.42	3.07	2.50	0.00	2.50	2.87	3.39	
Dislivelli	-0.00	-0.20	-0.00	0.47	-0.20	-0.43	0.00	-0.05	0.00

Sezione: 70050
 Progressiva: 390.000
 Q. Progetto: 903.879

Scala H 1/200.00
 Scala V 1/200.00

901.00

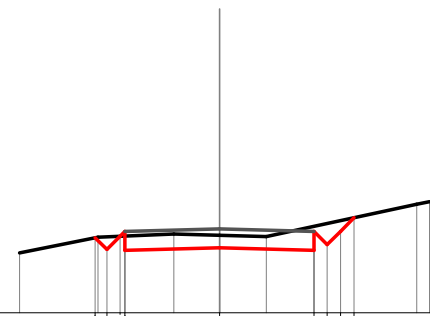


Quote		902.97	902.71	903.06	903.32	903.38	903.32	903.78	903.94
Parziali		0.35	0.35	0.76	2.50	2.50	0.35	0.35	0.16
Sviluppata Par.		0.49	1.07	2.50	2.50	0.49	0.49	0.32	
Sviluppata		0.00	0.37	0.87	1.34	4.44	6.94	7.32	8.28
Progressiva		-3.87	-3.61	-3.26	-2.50	0.00	2.50	2.98	3.44
Dislivelli		0.00	-0.31	0.00	0.66	-0.09	-0.43	-0.00	0.90

Sezione: 70051
 Progressiva: 400.000
 Q. Progetto: 904.216

Scala H 1/200.00
 Scala V 1/200.00

902.00

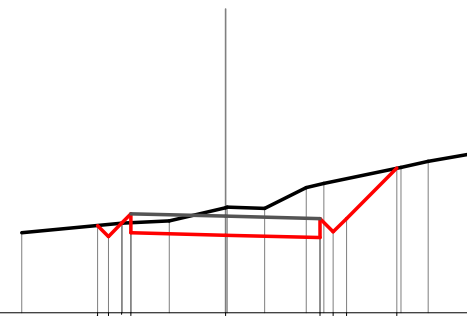


Quote	903.98	903.67	903.65	903.72	903.65	903.80	904.15	904.51
Parziali	0.31	0.35	2.50	2.50	0.35	0.35	0.36	
Sviluppata Par.	0.64	0.70	2.50	2.50	0.70	0.70	0.31	
Sviluppata	0.00	0.44	0.70	3.62	6.72	7.11	7.61	
Progressiva	-3.29	-2.98	-2.50	0.00	2.50	2.80	3.20	3.56
Dislivelli	0.00	-0.34	0.12	-0.33	-0.63	-0.68	-0.28	0.00

Sezione: 70052
 Progressiva: 410.000
 Q. Progetto: 904.552

Scala H 1/200.00
 Scala V 1/200.00

902.00

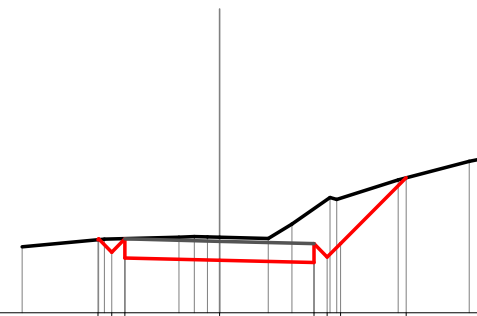


Quote	904.30	904.02	904.11	904.05	904.99	904.74	904.49	905.82
Parziali	0.35	0.35	2.50	2.50	0.35	0.35	1.33	
Sviluppata Par.	0.41	0.41	2.50	2.50	0.49	0.49	1.88	
Sviluppata	0.00	0.41	0.98	3.76	6.26	7.25	9.13	
Progressiva	-3.39	-3.10	-2.50	0.00	2.50	2.80	3.20	4.53
Dislivelli	-0.00	-0.32	0.24	-0.73	-1.41	-1.33	-1.06	0.00

Sezione: 70053
 Progressiva: 420.000
 Q. Progetto: 904.889

Scala H 1/200.00
 Scala V 1/200.00

903.00

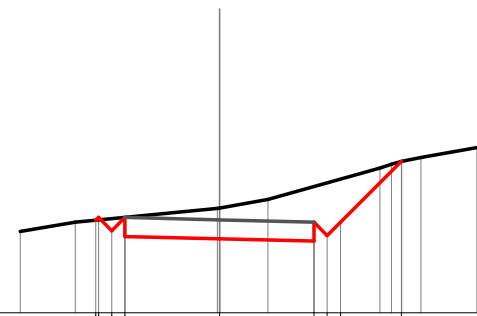


Quote		904.93	904.60	904.45	904.39	904.33	904.48	904.83	906.57
Parziali		0.37	0.35	2.50	2.50	0.35	0.35	1.74	
Sviluppata Par.		0.49	0.48	2.50	2.50	0.49	0.49	2.46	
Sviluppata		0.00	0.49	0.99	3.49	6.00	6.98	9.45	
Progressiva		-3.22	-2.85	-2.50	0.00	2.50	3.20	4.94	
Dislivelli		0.00	-0.95	-0.01	-0.61	-1.13	-1.45	-1.20	0.00

Sezione: 70054
 Progressiva: 430.000
 Q. Progetto: 905.456

Scala H 1/200.00
 Scala V 1/200.00

903.00

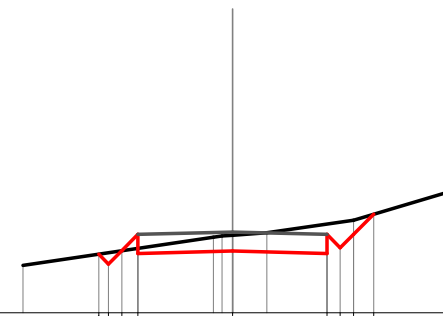


Quote	905.45	905.02	904.96	904.89	905.04	905.39	907.00
Parziali	0.35	2.50	2.50	0.35	1.61		
Sviluppata Par.	0.49	2.50	2.50	0.49	2.28		
Sviluppata	0.00	0.10	3.59	6.10	7.69	9.36	
Progressiva	-3.27	-2.90	0.00	2.50	3.20	4.81	
Dislivelli	0.00	-0.00	-0.81	-1.45	-1.14	0.00	

Sezione: 70055
 Progressiva: 440.000
 Q. Progetto: 906.132

Scala H 1/200.00
 Scala V 1/200.00

904.00

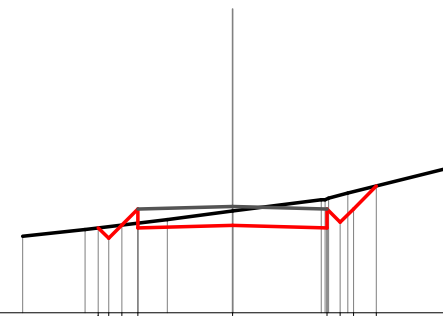


Quote	905.55	905.29	905.64	905.57	905.63	905.57	905.72	906.07	906.60
Parziali	0.35	0.43	2.50	2.50	0.35	0.49	0.75	0.53	
Sviluppata Par.	0.49	0.61	2.50	2.50	0.49	0.75	0.75	0.53	
Sviluppata	0.00	0.37	0.86	1.47	3.97	6.47	7.46	8.22	
Progressiva	-3.54	-3.28	-2.53	-2.50	0.00	2.50	2.86	3.20	3.73
Dislivelli	-0.00	-0.30	0.00	0.37	-0.42	0.77	-0.68	-0.38	0.00

Sezione: 70056
 Progressiva: 450.000
 Q. Progetto: 906.808

Scala H 1/200.00
 Scala V 1/200.00

904.00

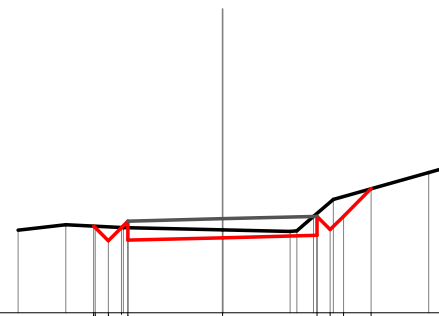


Quote		906.24	906.97	906.52	906.25	906.31	906.25	906.70	906.75	907.35
Parziali		0.37	0.35	0.43	2.50	2.50	0.35	0.35	0.61	
Sviluppata Par.		0.35	0.49	0.60	2.50	2.50	0.49	0.29	0.86	
Sviluppata		0.00	0.39	0.88	1.49	3.99	6.48	7.48	8.33	
Progressiva		-3.55	-3.28	-2.53	-2.50	0.00	2.50	2.86	3.20	3.81
Dislivelli		0.00	-0.31	0.00	0.37	-0.38	-0.77	-0.72	-0.46	0.00

Sezione: 70057
 Progressiva: 460.000
 Q. Progetto: 907.485

Scala H 1/200.00
 Scala V 1/200.00

905.00

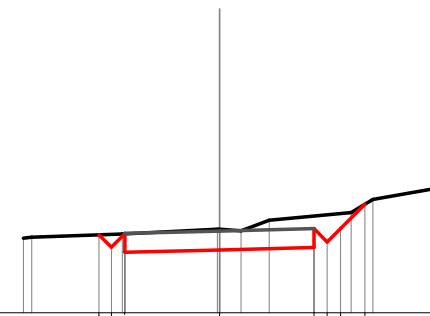


Quote	907.29	907.25	906.92	906.98	907.05	907.20	907.55	906.28
Parziali	0.49	0.35	2.50	2.50	0.35	0.35	0.73	
Sviluppata Par.	0.49	0.25	2.50	2.50	0.49	1.04		
Sviluppata	0.00	0.25	1.25	3.78	6.28	7.27	8.31	
Progressiva	-3.41	-3.37	-2.50	0.00	2.50	3.20	3.93	
Dislivelli	-0.00	-0.04	0.17	-0.20	-0.68	-0.73	-0.63	0.00

Sezione: 70058
 Progressiva: 470.000
 Q. Progetto: 908.161

Scala H 1/200.00
 Scala V 1/200.00

906.00

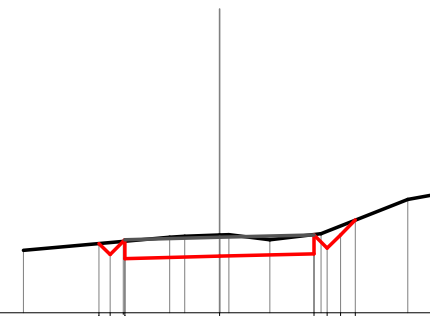


Quote		906.06	907.74	907.66	907.72	907.67	906.22	906.87
Parziali		0.33	0.35	2.50	2.50	0.35	0.35	0.65
Sviluppata Par.		0.46	0.49	2.50	2.50	0.49	0.49	0.91
Sviluppata		0.00	0.46	3.46	5.96	6.46	6.96	7.86
Progressiva		-3.19	-2.86	0.00	2.50	2.86	3.20	3.85
Dislivelli		-0.00	-0.34	-0.55	-0.93	-0.97	-0.40	0.00

Sezione: 70059
 Progressiva: 480.000
 Q. Progetto: 908.996

Scala H 1/200.00
 Scala V 1/200.00

907.00

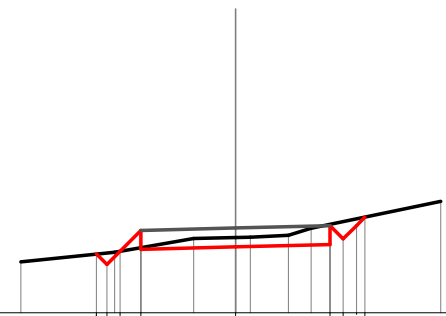


Quote	908.83	908.54	908.43	908.50	908.56	908.71	908.06	909.45
Parziali	0.28	0.35	2.50	2.50	0.35	0.35	0.35	0.39
Sviluppata Par.	0.41	0.49	2.50	2.50	0.49	0.49	0.56	
Sviluppata	0.00	0.41	0.97	3.47	6.97	6.97	6.96	7.52
Progressiva	3.19	2.89	2.50	0.00	2.50	2.80	3.20	3.59
Dislivelli	0.00	-0.32	0.04	-0.56	-0.51	-0.51	-0.24	0.00

Sezione: 70060
 Progressiva: 490.000
 Q. Progetto: 910.242

Scala H 1/200.00
 Scala V 1/200.00

908.00

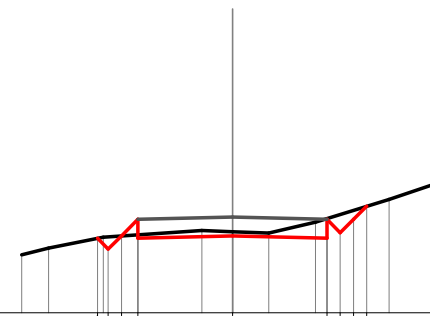


Quote	909.55	909.28	909.63	909.68	909.74	909.80	909.95	910.53
Parziali	0.28	0.35	0.55	2.50	2.50	0.35	0.35	0.58
Sviluppata Par.	0.38	0.49	0.78	2.50	2.50	0.49	0.49	0.58
Sviluppata	0.00	0.20	0.88	4.17	4.17	6.67	7.66	7.98
Progressiva	-3.68	-3.40	-3.05	-2.50	0.00	2.50	2.66	3.43
Dislivelli	-0.00	-0.30	-0.10	0.46	-0.25	-0.63	-0.46	0.00

Sezione: 70061
 Progressiva: 500.000
 Q. Progetto: 911.532

Scala H 1/200.00
 Scala V 1/200.00

909.00

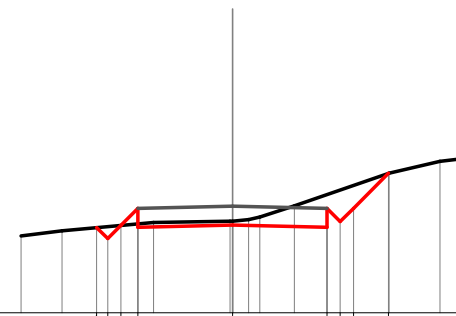


Quote		910.97	910.68	911.03	910.97	911.03	910.97	911.42	911.47	911.82
Parziali		0.35	0.35	2.50	2.50	2.50	0.35	0.35	0.35	0.35
Sviluppata Par.		0.49	0.62	2.50	2.50	2.50	0.49	0.49	0.49	0.49
Sviluppata		0.00	0.40	1.52	4.02	6.52	7.32	7.91	8.00	
Progressiva		-3.57	-2.29	-2.50	0.00	2.50	2.80	3.20	3.55	
Dislivelli		0.00	-0.33	-0.00	-0.41	-0.11	0.62	-0.36	-0.24	-0.00

Sezione: 70062
 Progressiva: 510.000
 Q. Progetto: 912.822

Scala H 1/200.00
 Scala V 1/200.00

910.00

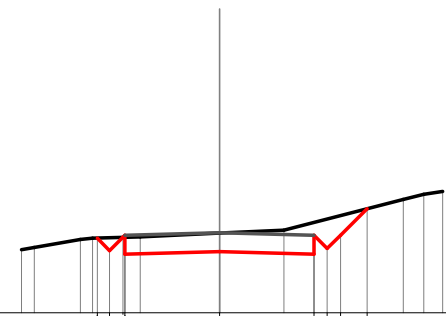


Quote		912.25	911.96	912.51	912.26	912.32	912.26	912.76	913.69	
Parziali		0.58	0.35	0.45	2.50	2.50	0.35	0.93		
Sviluppata Par.		0.41	0.49	0.64	2.50	2.50	0.49	1.31		
Sviluppata		0.00	0.41	0.91	1.94	4.05	6.55	7.84	8.85	
Progressiva		-3.59	-3.30	-2.85	-2.90	0.00	2.50	2.85	3.20	4.13
Dislivelli		0.00	-0.32	0.00	0.41	-0.10	-0.87	-0.84	-0.61	0.00

Sezione: 70063
 Progressiva: 520.000
 Q. Progetto: 914.113

Scala H 1/200.00
 Scala V 1/200.00

912.00

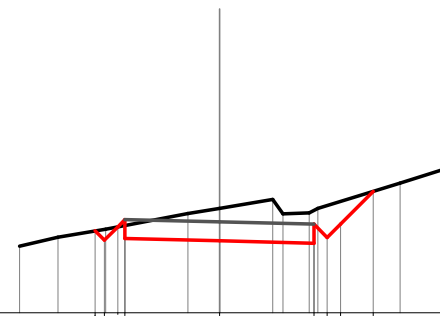


Quote		913.97	913.64	913.55	913.61	913.55	913.70	914.05	914.75
Parziali		0.33	0.35	2.50	2.50	0.35	0.35	0.70	
Sviluppata Par.		0.46	0.49	2.50	2.50	0.49	0.49	0.99	
Sviluppata		0.00	0.46	0.04	3.54	6.04	6.54	7.03	8.02
Progressiva		-3.23	-2.91	-2.50	0.00	2.50	2.86	3.20	3.90
Dislivelli		0.00	-0.34	0.05	-0.49	-0.04	-0.54	-0.52	0.00

Sezione: 70064
 Progressiva: 530.000
 Q. Progetto: 915.403

Scala H 1/200.00
 Scala V 1/200.00

913.00

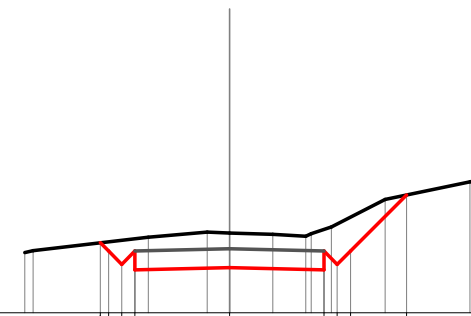


Quote	915.17	914.92	914.97	914.90	914.84	914.80	915.34	916.21
Parziali	0.34	0.49	0.35	2.50	2.50	0.35	0.35	0.87
Sviluppata Par.	0.34	0.49	0.35	2.50	2.50	0.49	0.29	1.23
Sviluppata	0.00	0.34	0.84	3.61	6.12	6.47	7.11	8.33
Progressiva	-3.29	-3.04	-2.50	0.00	2.50	2.86	3.20	4.07
Dislivelli	0.00	-0.28	0.16	-0.86	-0.87	-0.84	-0.60	0.00

Sezione: 70065
 Progressiva: 540.000
 Q. Progetto: 916.694

Scala H 1/200.00
 Scala V 1/200.00

915.00

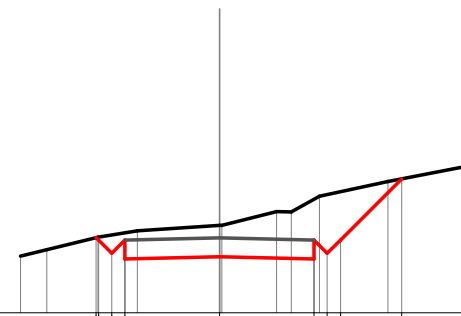


Quote	916.85	916.63	916.28	916.13	916.19	916.13	916.28	916.63	918.12
Parziali	0.35	0.35	2.50	2.50	0.35	0.35	1.49		
Sviluppata Par.	0.49	0.49	2.50	2.50	0.49	0.49	2.10		
Sviluppata	0.00	0.31	0.30	1.30	3.80	6.30	7.29	9.39	
Progressiva	-3.42	-3.20	-2.95	-2.50	0.00	2.50	2.80	3.20	4.69
Dislivelli	-0.00	-0.24	-0.64	-0.33	-0.92	-1.07	-1.06	-0.90	-0.00

Sezione: 70066
 Progressiva: 550.000
 Q. Progetto: 917.984

Scala H 1/200.00
 Scala V 1/200.00

916.00

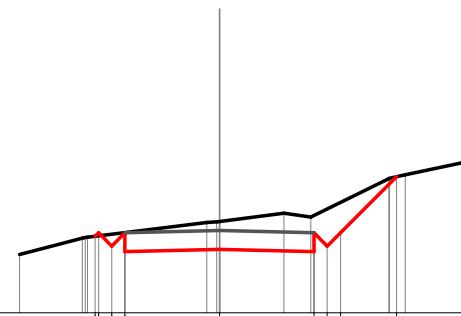


Quote	917.99	917.42	917.48	917.42	917.57	917.92	919.54
Parziali	0.35	2.50	2.50	0.35	0.35	1.62	
Sviluppata Par.	0.49	2.50	2.50	0.49	0.49	2.29	
Sviluppata	0.00	0.09	3.58	6.98	7.07	9.36	
Progressiva	-3.27	-2.90	0.00	2.50	3.20	4.82	
Dislivelli	0.00	-0.19	-0.83	-1.55	-1.28	-0.00	

Sezione: 70067
 Progressiva: 560.000
 Q. Progetto: 919.176

Scala H 1/200.00
 Scala V 1/200.00

917.00

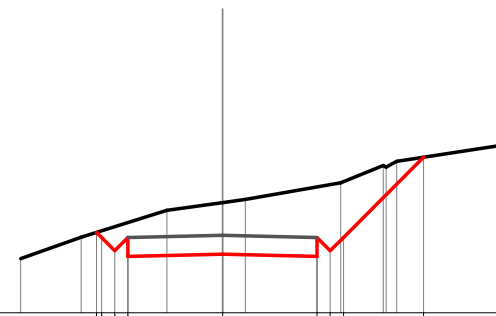


Quote	919.03	919.11	919.61	918.68	918.61	918.76	919.11	920.60
Parziali	0.49	0.35	2.50	2.50	0.49	0.35	1.48	
Sviluppata Par.	0.49	0.49	2.50	2.50	0.49	0.49	2.10	
Sviluppata	0.00	0.13	1.12	3.62	6.12	7.11	9.20	
Progressiva	-3.29	-2.90	-2.90	0.00	2.50	3.20	4.68	
Dislivelli	0.00	0.08	-0.01	-0.74	-0.68	-0.80	-0.00	

Sezione: 70068
 Progressiva: 570.000
 Q. Progetto: 920.052

Scala H 1/200.00
 Scala V 1/200.00

918.00

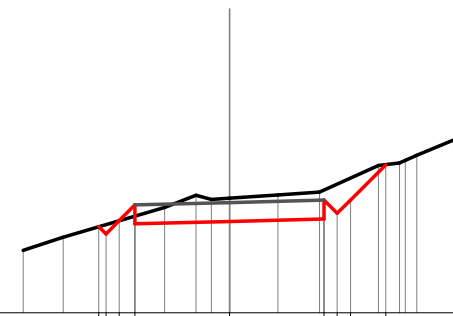


Quote	920.13	919.98	919.49	919.55	919.46	919.64	919.59	922.11
Parziali	0.35	0.35	2.50	2.50	0.35	0.35	2.12	
Sviluppata Par.	0.49	0.49	2.50	2.50	0.49	0.49	3.00	
Sviluppata	0.00	0.19	1.18	3.68	6.18	7.18	10.18	
Progressiva	-3.34	-2.90	-2.90	0.00	2.50	3.20	5.32	
Dislivelli	0.00	-0.16	-0.40	-1.36	-1.84	-1.74	-1.48	0.00

Sezione: 70069
 Progressiva: 580.000
 Q. Progetto: 920.916

Scala H 1/200.00
 Scala V 1/200.00

918.00

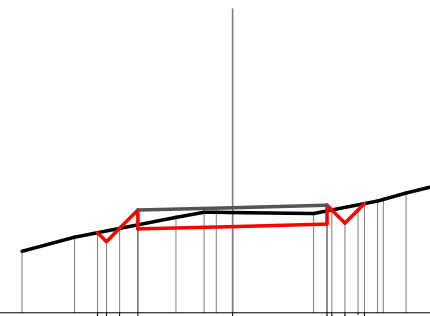


Quote	920.28	920.08	920.43	920.35	920.42	920.46	920.63	920.98	921.92
Parziali	0.35	0.42	2.50	2.50	0.35	0.35	0.94		
Sviluppata Par.	0.49	0.59	2.50	2.50	0.49	1.32			
Sviluppata	0.00	0.27	1.36	3.86	6.36	7.35	8.67		
Progressiva	-3.46	-3.27	-2.92	0.00	2.50	2.85	3.20	4.14	
Dislivelli	0.00	-0.25	0.00	0.30	-0.61	-0.77	-0.77	0.00	

Sezione: 70070
 Progressiva: 590.000
 Q. Progetto: 921.780

Scala H 1/200.00
 Scala V 1/200.00

919.00

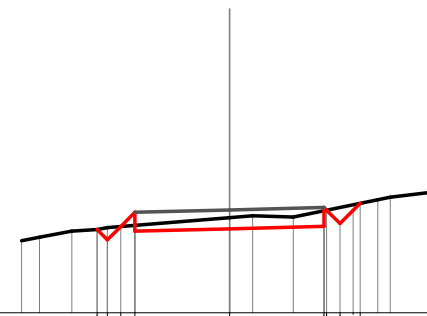


Quote		921.12	921.98	921.23	921.22	921.28	921.34	921.88
Parziali		0.35	0.48	2.50	2.50	0.35	0.35	
Sviluppata Par.		0.35	0.68	2.50	2.50	0.48	0.48	
Sviluppata		0.00	0.33	1.51	4.01	6.52	6.69	7.82
Progressiva		-3.57	-3.53	-2.50	0.00	2.50	2.62	3.49
Dislivelli		0.00	-0.28	0.00	0.39	-0.37	-0.35	0.00

Sezione: 70071
 Progressiva: 600.000
 Q. Progetto: 922.720

Scala H 1/200.00
 Scala V 1/200.00

920.00

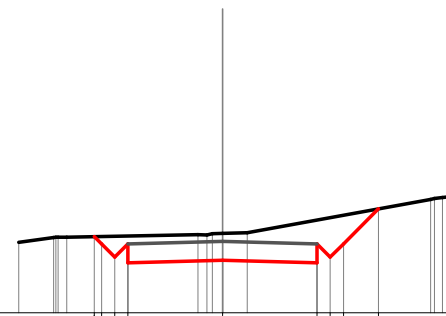


Quote	922.20	922.193	922.28	922.16	922.22	922.28	922.89
Parziali	0.35	0.35	2.50	0.38	2.50	0.35	0.35
Sviluppata Par.	0.49	0.54	2.50	0.49	2.50	0.49	0.35
Sviluppata	0.00	0.39	1.42	0.88	3.92	6.42	7.71
Progressiva	-3.50	-3.23	-2.88	-2.50	0.00	2.50	3.45
Dislivelli	0.00	-0.32	0.00	0.35	-0.29	-0.41	-0.00

Sezione: 70072
 Progressiva: 610.000
 Q. Progetto: 923.886

Scala H 1/200.00
 Scala V 1/200.00

922.00

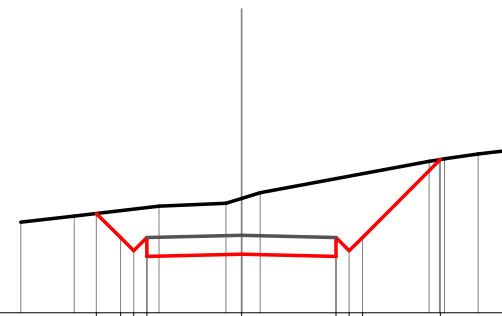


Quote	924.01	923.82	923.47	923.32	923.39	923.47	923.82	924.75
Parziali	0.49	0.35	2.50	2.50	0.35	0.35	0.92	
Sviluppata Par.	0.49	0.48	2.50	2.50	0.49	0.48	1.31	
Sviluppata	0.00	0.27	1.26	3.76	6.26	7.25	8.56	
Progressiva	-3.39	-3.20	-2.95	0.00	2.50	3.20	4.12	
Dislivelli	-0.00	-0.19	-0.95	-0.71	-1.13	-1.04	0.00	

Sezione: 70073
 Progressiva: 620.000
 Q. Progetto: 925.052

Scala H 1/200.00
 Scala V 1/200.00

923.00

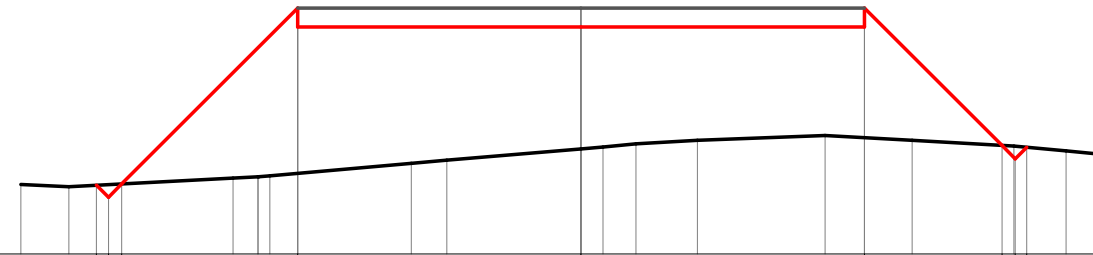


Quote		925.63	924.99	924.64	924.49	924.55	924.49	924.64	924.99	927.05
Parziali		0.64	0.35	0.35	2.50	2.50	0.35	0.35	2.06	
Sviluppata Par.		0.90	0.49	0.49	2.50	2.50	0.49	0.49	2.92	
Sviluppata		0.00	0.90	1.40	1.89	4.39	6.89	7.88	10.80	
Progressiva		-3.84	-3.20	-2.85	-2.50	0.00	2.50	2.80	3.20	5.26
Dislivelli		0.00	-0.71	-1.10	-0.80	-1.47	-2.05	-1.97	-1.68	0.00

Sezione: 70074
 Progressiva: 0.000
 Q. Progetto: 867.500

Scala H 1/200.00
 Scala V 1/200.00

861.00

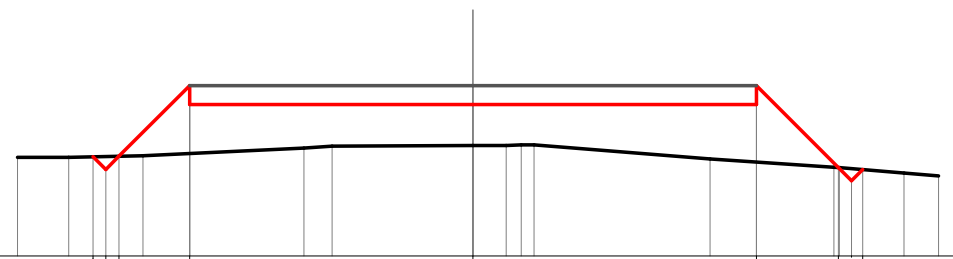


Quote	862.81 862.50 862.85	867.00	867.00	867.00	863.86 863.82
Parziali	0.35 0.35	4.65	7.50	7.50	3.64 0.35 0.35
Sviluppata Par.	0.49 0.49	6.58	7.50	7.50	5.14 0.70 0.35
Sviluppata	0.00 -0.33 0.45	0.94	7.52	15.02	22.52 27.66 28.16 28.59
Progressiva	-12.82 -12.50 -12.15	0.00	-7.50	0.00	7.50 11.14 11.79
Dislivelli	0.00 -0.33 0.00	4.37	3.22	2.93	0.00 0.00

Sezione: 70075
 Progressiva: 10.000
 Q. Progetto: 867.500

Scala H 1/200.00
 Scala V 1/200.00

863.00

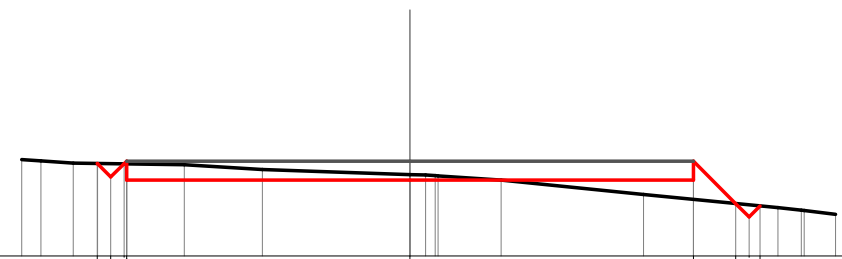


Quote	865.62	865.29	865.64	867.00	867.00	867.00	865.33	865.28
Parziali	0.35	0.35	1.86	7.50	7.50	7.50	2.17	0.35
Sviluppata Par.	0.35	0.49	2.64	7.50	7.50	7.50	3.06	0.35
Sviluppata	0.00	0.47	0.97	3.60	11.10	18.60	21.67	22.58
Progressiva	-10.05	-9.71	-9.36	-7.50	0.00	7.50	9.67	10.31
Dislivelli	-0.00	-0.34	-0.00	1.79	1.08	1.52	0.00	-0.00

Sezione: 70076
 Progressiva: 20.000
 Q. Progetto: 867.500

Scala H 1/200.00
 Scala V 1/200.00

865.00

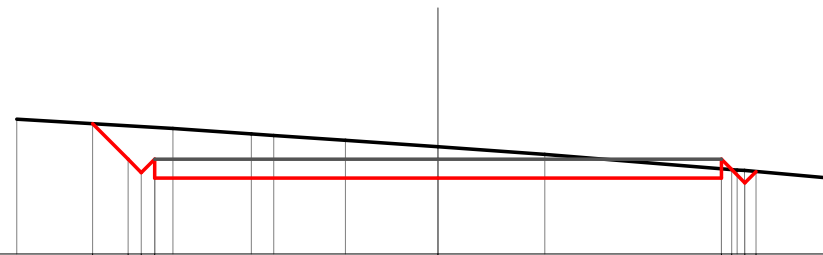


Quote	867.43 867.08 867.00	867.00	867.00	867.00 866.38 866.32
Parziali	0.36 0.36	7.50	7.50	1.12 0.35 0.35
Sviluppata Par.	0.70 0.70	7.50	7.50	1.58 0.49 0.41
Sviluppata	0.00 0.49 0.99 1.08	8.58	16.08	17.67 18.16 18.57
Progressiva	-8.28 -7.92 -7.50	0.00	7.50	8.62 9.26
Dislivelli	0.00 -0.35 0.07	-0.15	0.51	0.00 -0.00

Sezione: 70077
 Progressiva: 30.000
 Q. Progetto: 867.500

Scala H 1/200.00
 Scala V 1/200.00

865.00

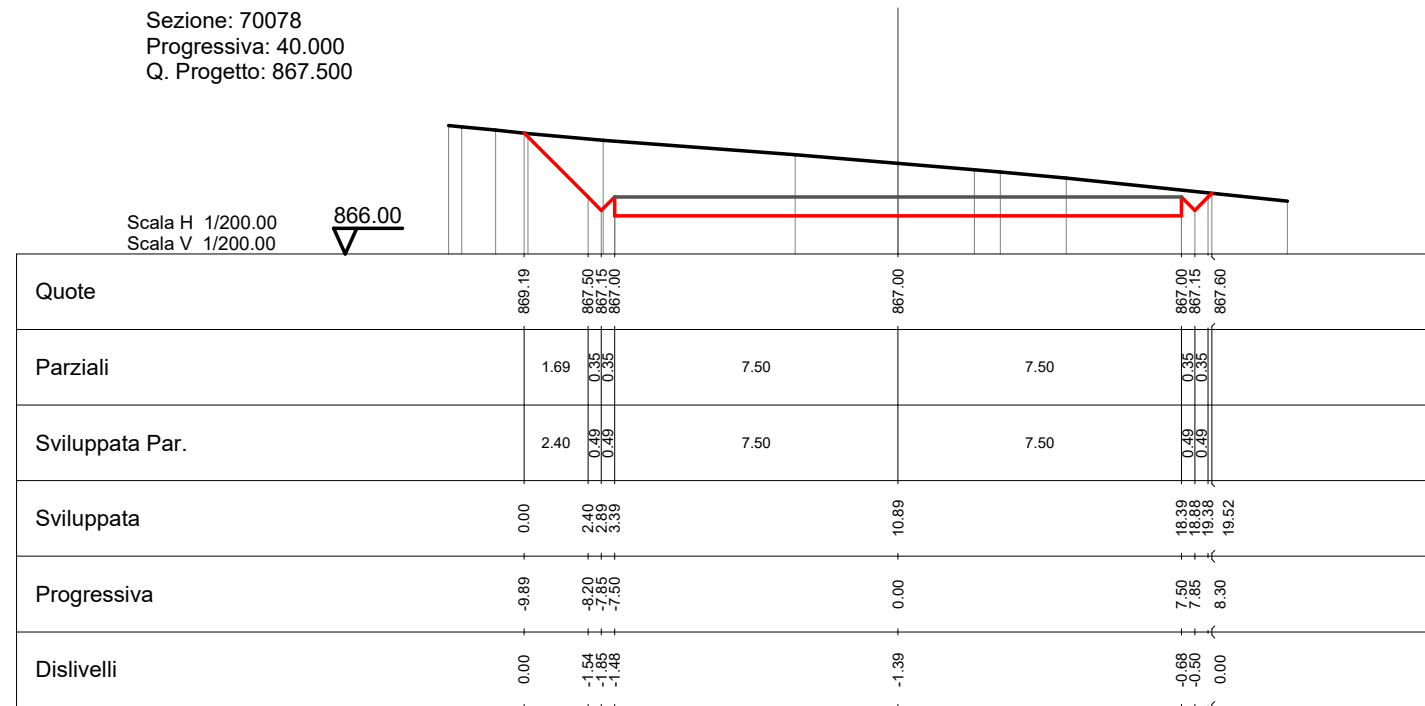


Quote	868.44	867.50 867.15 867.00	867.00	867.00 867.23 867.18
Parziali	0.94	7.50	7.50	0.35 0.35 0.35
Sviluppata Par.	1.33	7.50	7.50	0.35 0.35 0.35
Sviluppata	0.00		9.82	17.32 17.70 18.62
Progressiva	-9.14	-8.20 -7.85 -7.50	0.00	7.50 7.77 8.42
Dislivelli	-0.00	-0.88 -1.21 -0.84	-0.83	-0.25 0.00 0.00

Sezione: 70078
 Progressiva: 40.000
 Q. Progetto: 867.500

Scala H 1/200.00
 Scala V 1/200.00

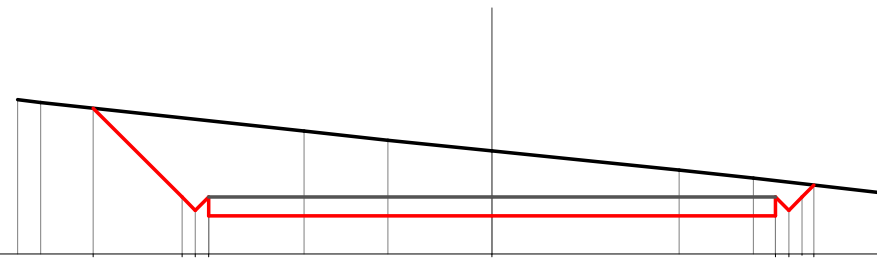
866.00



Sezione: 70079
 Progressiva: 50.000
 Q. Progetto: 867.500

Scala H 1/200.00
 Scala V 1/200.00

866.00

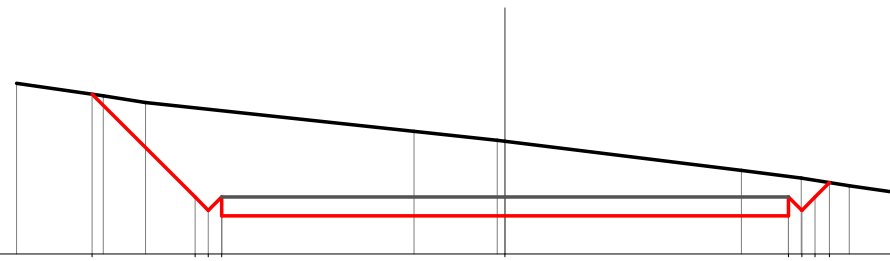


Quote	869.85	867.50 867.15 867.00	867.00	867.00	867.00 867.15 867.82
Parziali	2.35	0.35 0.35 0.35	7.50	7.50	0.35 0.35 0.35
Sviluppata Par.	3.32	0.35 0.35 0.35	7.50	7.50	0.35 0.35 0.35
Sviluppata	0.00	3.32 3.82 4.31	11.81	19.31 18.61 20.30	20.75
Progressiva	-10.55	-8.20 -7.85 -7.50	0.00	7.50 7.85	8.52
Dislivelli	-0.00	-2.10 -2.41 -2.02	-1.72	-0.93 -0.74	0.00

Sezione: 70080
 Progressiva: 60.000
 Q. Progetto: 867.500

Scala H 1/200.00
 Scala V 1/200.00

866.00

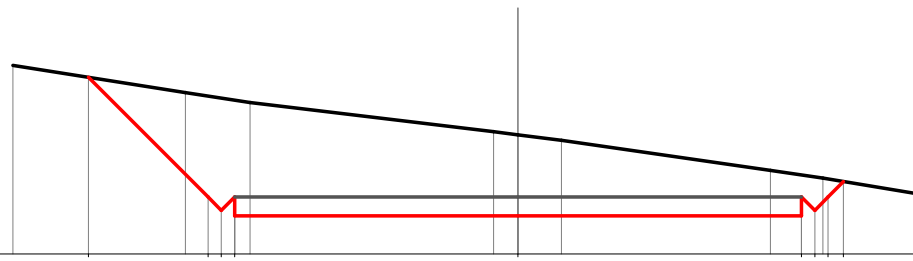


Quote	870.22	867.50 867.15 867.00	867.00	867.00 867.15 867.30 867.38
Parziali	2.72	0.35 0.35 0.35	7.50	7.50 0.35 0.35 0.38
Sviluppata Par.	3.85	0.35 0.35 0.35	7.50	7.50 0.35 0.35 0.38
Sviluppata	0.00	3.85 4.34 4.84	12.34	19.84 20.33 20.83 21.37
Progressiva	-10.92	-8.20 -7.85 -7.50	0.00	7.50 7.85 8.20 8.56
Dislivelli	0.00	-2.36 -2.67 -2.29	-1.98	-1.04 -0.95 -0.44 0.00

Sezione: 70081
 Progressiva: 70.000
 Q. Progetto: 867.500

Scala H 1/200.00
 Scala V 1/200.00

866.00



Quote	870.67	867.50 867.15 867.00	867.00	867.00 867.15 867.50 867.91
Parziali		3.17 0.35 0.35	7.50	7.50 0.35 0.35 0.41
Sviluppata Par.		4.48 0.35 0.35	7.50	7.50 0.35 0.35 0.58
Sviluppata	0.00	4.48 4.97 5.47	12.97	20.47 20.96 21.46 22.04
Progressiva	-11.37	-8.20 -7.85 -7.50	0.00	7.50 7.85 8.20 8.61
Dislivelli	0.00	-2.67 -2.97 -2.56	-2.15	-1.08 -0.88 -0.48 0.00