

Comune  
di Corleto Perticara



Regione Basilicata



Provincia di Potenza



Committente:

**RWE**

RENEWABLES ITALIA S.R.L.  
Via Andrea Doria, 41/G - 00192 Roma  
P.IVA/C.F. 06400370968  
pec: rwerenewablesitaliasrl@legalmail.it

Titolo del Progetto:

**Progetto per la realizzazione di una centrale eolica da 44,80 MW nel  
comune di Corleto Perticara (PZ)**

Documento:

**PROGETTO DEFINITIVO**

Richiesta Autorizzazione Unica ai sensi del D. Lgs. 387 del 29/09/2003

N° Documento:

**PECP\_A.16.a.17.a.8**

ID PROGETTO:	<b>PECP</b>	DISCIPLINA:	<b>P</b>	TIPOLOGIA:	<b>D</b>	FORMATO:	<b>A3</b>
--------------	-------------	-------------	----------	------------	----------	----------	-----------

Elaborato:

**Quaderno delle sezioni in fase di lavoro WTG 08 - 8 di 8**

FOGLIO:	<b>8 di 8</b>	SCALA:	<b>1:200</b>	Nome file:	<b>PECP_A.16.a.17.a.8_Quaderno_delle_sezioni_temporanee_8_di_8.pdf</b>		
---------	---------------	--------	--------------	------------	--	--	--

Progettazione:

**R.T.P. D'Occhio - De Blasis**  
Via S. Angelo, 10 - 82020 Campolattaro (BN)

Progettisti:



Ing. Giuseppe Antonio De Blasis



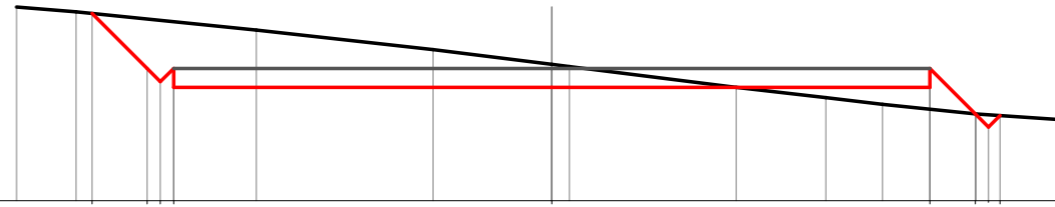
Arch. Carmine D'Occhio

Rev:	Data Revisione	Descrizione Revisione	Redatto	Controllato	Approvato
00	07/12/2020	PRIMA EMISSIONE	R.T.P.D'Occhio - De Blasis	RWE	RWE

Sezione: 80001  
 Progressiva: 0.000  
 Q. Progetto: 888.500

Scala H 1/200.00  
 Scala V 1/200.00

885.00  
 ▽

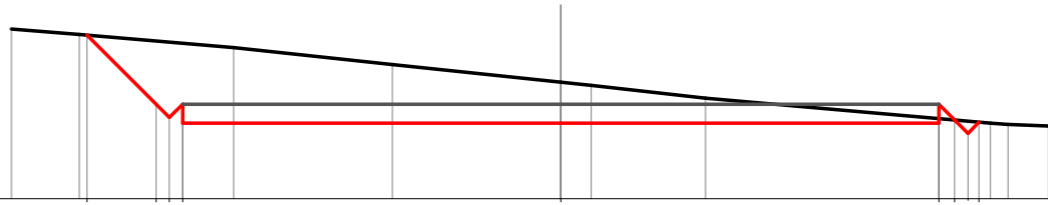


Quote	889.96	888.50 888.15 888.00	888.00	888.00	888.00	887.30 887.26
Parziali		1.46 0.35 0.35	10.00	10.00	1.20 0.35 0.30	
Sviluppata Par.		2.06 0.49 0.49	10.00	10.00	1.70 0.49 0.21	
Sviluppata	0.00	2.06 2.55 3.05		13.05	23.05 24.75 25.24 25.67	
Progressiva	-12.16	-10.70 -10.35 -10.00		0.00	10.00 11.20 11.85	
Dislivelli	0.00	-1.31 -1.62 -1.24		-0.61	0.58 0.00 0.00	

Sezione: 80002  
 Progressiva: 10.000  
 Q. Progetto: 888.500

Scala H 1/200.00  
 Scala V 1/200.00

886.00  
 ▽

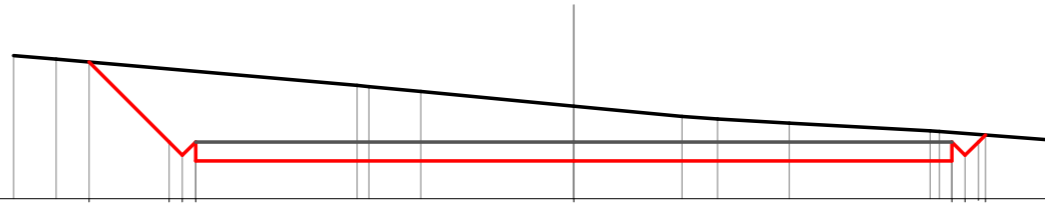


Quote	890.33	888.50 888.15 888.00	888.00	888.00	888.00 888.08 888.03
Parziali	1.83	0.35 0.35	10.00	10.00	0.42 0.35 0.28
Sviluppata Par.	2.59	0.49 0.49	10.00	10.00	0.59 0.49 0.28
Sviluppata	0.00	2.59 3.08 3.98	13.58	23.58	24.17 24.66 25.08
Progressiva	-12.53	-10.70 -10.35 -10.00	0.00	10.00	10.42 11.06
Dislivelli	0.00	-1.67 -1.99 -1.61	-1.08	-0.12 -0.00	-0.00

Sezione: 80003  
 Progressiva: 17.000  
 Q. Progetto: 888.500

Scala H 1/200.00  
 Scala V 1/200.00

887.00

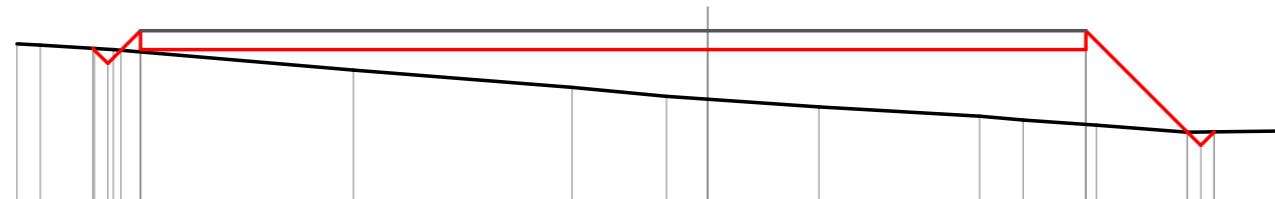


Quote	890.62	888.50 888.15 888.00	888.00	888.00	888.00 888.15 888.69
Parziali	2.12	0.35 0.35	10.00	10.00	0.35 0.35
Sviluppata Par.	3.00	0.49 0.49	10.00	10.00	0.49 0.49
Sviluppata	0.00	3.00 3.49 3.99	13.99	23.99 24.48 25.24	10.00 10.35 10.89
Progressiva	-12.82	-10.70 -10.35 -10.00	0.00	10.00 10.35 10.89	0.00
Dislivelli	-0.00	-1.93 -2.25 -1.87	-1.45	-0.75 -0.58 0.00	

Sezione: 80004  
 Progressiva: 20.000  
 Q. Progetto: 891.500

Scala H 1/200.00  
 Scala V 1/200.00

887.00

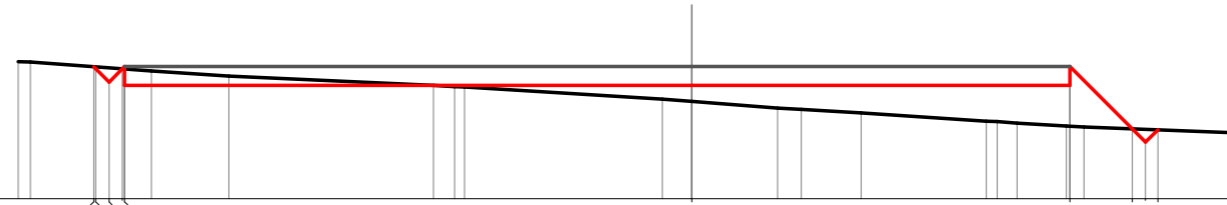


Quote	891.03 890.81 890.59 890.37 890.15	891.00	891.00	888.61 888.49 888.37
Parziali	0.35 0.49 0.35 0.52	15.00	10.00	2.69 0.35 0.35
Sviluppata Par.	0.49 0.49 0.73	15.00	10.00	3.80 0.49 0.49
Sviluppata	0.00 0.07 0.17 1.99	16.79	26.79	30.59 31.59 31.58
Progressiva	-16.27 -16.22 -16.16 -16.06	0.00	10.00	12.69 13.39 13.39
Dislivelli	0.00 -0.05 -0.05 0.00	1.31	1.98	-0.00 -0.05 -0.01

Sezione: 80005  
 Progressiva: 30.000  
 Q. Progetto: 891.500

Scala H 1/200.00  
 Scala V 1/200.00

888.00

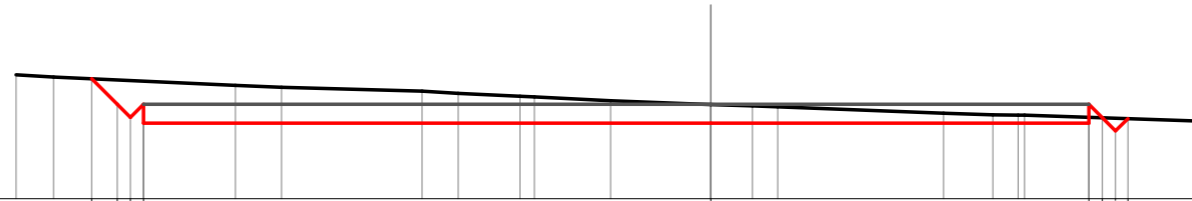


Quote	891.49 891.44 891.00	891.00	891.00	889.65 889.82
Parziali	0.35 0.35	15.00	10.00	1.65 0.35 0.32
Sviluppata Par.	0.49 0.49	15.00	10.00	2.34 0.49 0.46
Sviluppata	0.00 0.09 0.67 1.16	16.16	26.16	28.49 28.98 29.44
Progressiva	-15.82 -15.91 -15.00	0.00	10.00	11.65 12.33
Dislivelli	-0.00 -0.05 0.07	0.43	1.08	0.00 0.00

Sezione: 80006  
 Progressiva: 40.000  
 Q. Progetto: 891.500

Scala H 1/200.00  
 Scala V 1/200.00

889.00

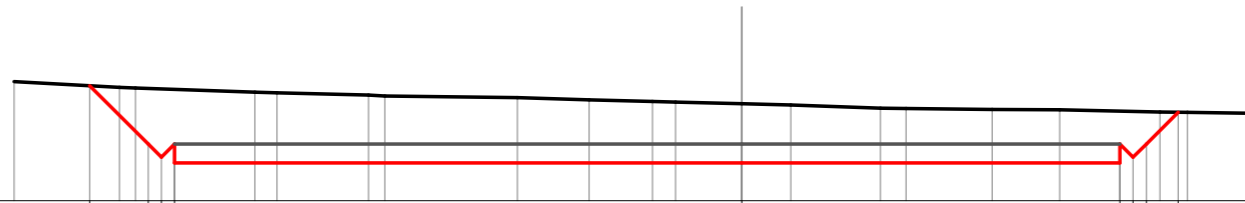


Quote	892.18 891.50 891.15 891.00	891.00	891.00	891.00 891.14 891.12
Parziali	0.68 0.35 0.35	15.00	10.00	0.36 0.35 0.03
Sviluppata Par.	0.96 0.48 0.48	15.00	10.00	0.50 0.48 0.04
Sviluppata	0.00 0.96 1.45 1.95	16.95	26.95 27.45 28.41	
Progressiva	-16.38 -15.70 -15.35 -15.00	0.00	10.00 10.36 11.03	
Dislivelli	0.00 -0.64 -0.98 -0.61	-0.49	-0.16 0.00 0.00	

Sezione: 80007  
 Progressiva: 50.000  
 Q. Progetto: 891.500

Scala H 1/200.00  
 Scala V 1/200.00

890.00



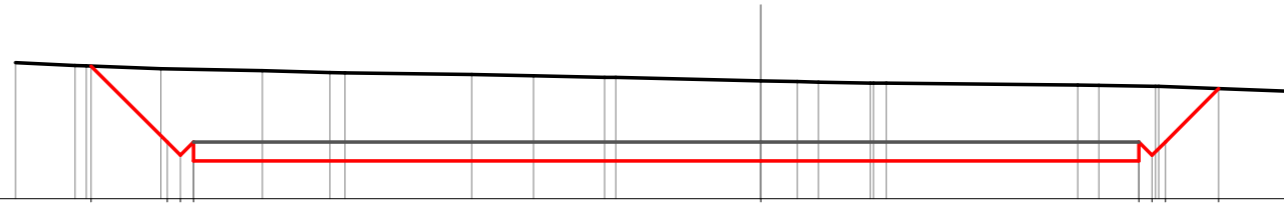
Quote	893.04	891.50	891.00	891.00	891.00	891.50	892.34
Parziali	1.54	0.35	15.00	10.00	0.35	0.35	0.64
Sviluppata Par.	2.18	0.49	15.00	10.00	0.49	1.19	
Sviluppata	0.00	2.18	18.17	28.17	28.17	30.35	
Progressiva	-17.24	-15.70	0.00	10.00	10.70	11.54	
Dislivelli	0.00	-1.47	-1.57	-1.37	-1.21	0.00	



Sezione: 80008  
 Progressiva: 55.000  
 Q. Progetto: 891.500

Scala H 1/200.00  
 Scala V 1/200.00

890.00

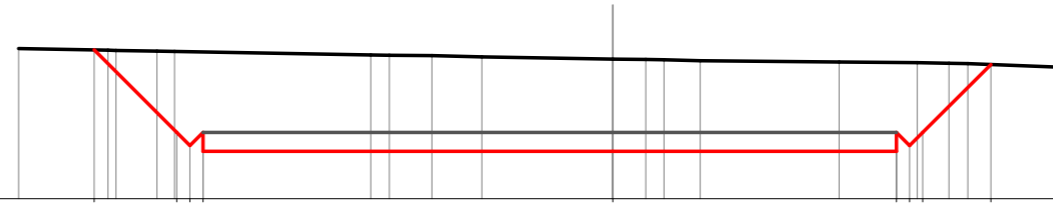


Quote	893.51	891.50 891.15 891.00	891.00	891.00	891.00 891.15 891.50	892.91
Parziali	2.01	0.35 0.35	15.00	10.00	0.35 0.35	1.41
Sviluppata Par.	2.84	0.49 0.49	15.00	10.00	0.49 0.49	2.00
Sviluppata	0.00	2.84 3.33	18.83	18.83	28.83 29.32	31.82
Progressiva	-17.71	-15.70 -15.35	0.00	0.00	10.00 10.35	12.11
Dislivelli	-0.00	-1.93 -1.92	-2.12	-2.12	-1.98 -1.47	-0.00

Sezione: 80009  
 Progressiva: 60.000  
 Q. Progetto: 891.754

Scala H 1/200.00  
 Scala V 1/200.00

890.00

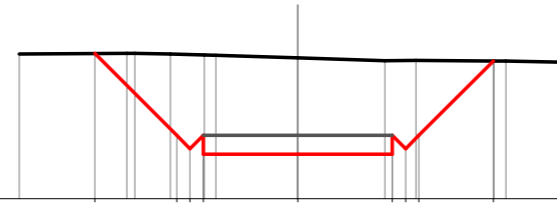


Quote	893.94	891.75 891.40 891.25	891.25	891.25 891.40 891.75	893.55
Parziali	2.18	0.35 0.35	10.83	7.50	0.35 0.35 1.80
Sviluppata Par.	3.08	0.49 0.49	10.83	7.50	0.49 0.49 2.54
Sviluppata	0.00	3.08 3.59 4.07	14.91	22.41 22.90 23.40	25.94
Progressiva	-13.71	-11.53 -11.18 -10.83	0.00	7.50 7.85 8.20	10.00
Dislivelli	0.00	-2.14 -2.49 -2.13	-2.44	-2.35 -2.19 -1.84	0.00

Sezione: 80010  
 Progressiva: 70.000  
 Q. Progetto: 892.675

Scala H 1/200.00  
 Scala V 1/200.00

891.00  

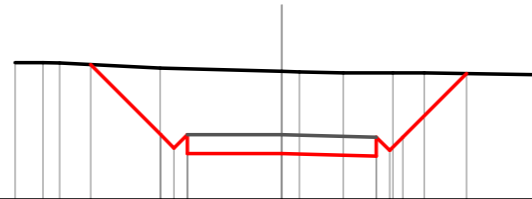



Quote	894.84	892.67	892.17	892.17	892.67	894.64
Parziali	2.17	0.35	2.50	2.50	0.35	1.97
Sviluppata Par.	3.07	0.49	2.50	2.50	0.49	2.79
Sviluppata	0.00	3.07	6.56	9.06	12.83	
Progressiva	-5.37	-2.50	0.00	2.50	5.17	
Dislivelli	0.00	-2.15	-2.55	-2.48	0.00	
		-2.13		-2.33		
				-1.99		

Sezione: 80011  
 Progressiva: 77.500  
 Q. Progetto: 893.692

Scala H 1/200.00  
 Scala V 1/200.00

892.00

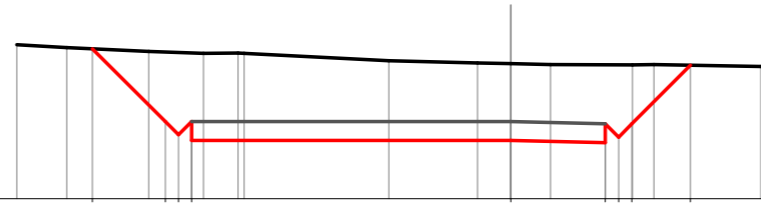


Quote		895.55	893.09	893.19	893.19	893.13	893.28	893.63	895.31
Parziali			1.86	0.35	2.50	2.50	0.35	1.68	
Sviluppata Par.			2.62	0.49	2.50	2.50	0.49	2.38	
Sviluppata		0.00	2.62	3.61	6.11	8.62	9.61	11.99	
Progressiva		-5.06	-3.20	-2.50	0.00	2.50	3.20	4.88	
Dislivelli		-0.00	-1.76	-1.74	-2.18	-2.20	-1.70	0.00	

Sezione: 80012  
 Progressiva: 80.000  
 Q. Progetto: 894.042

Scala H 1/200.00  
 Scala V 1/200.00

892.00  
 ▽



Quote	895.97	894.04 893.69 893.54	893.54	893.48 893.63 893.98	895.53
Parziali	1.92	0.35 0.35	8.44	0.35 0.35	1.55
Sviluppata Par.	2.72	0.49 0.49	8.44	0.49 0.49	2.19
Sviluppata	0.00	2.72 3.22 3.71	12.15	14.65 15.14 15.64	17.83
Progressiva	-11.06	-9.14 -8.79 -8.44	0.00	2.50 2.85 3.20	4.75
Dislivelli	0.00	-1.84 -2.17 -1.81	-2.03	-2.07 -1.91 -1.56	0.00

Sezione: 80013  
 Progressiva: 81.500  
 Q. Progetto: 894.253

Scala H 1/200.00  
 Scala V 1/200.00

892.00  

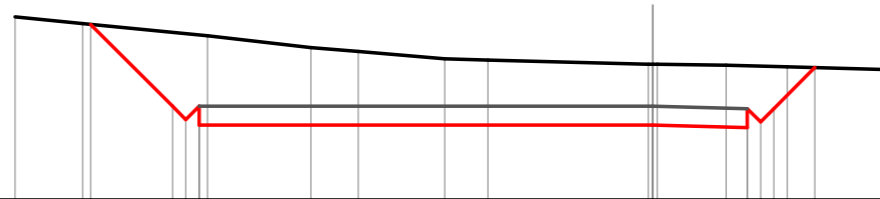



Quote	896.37	894.25 894.00 893.75		893.75	893.69 893.84 894.19	895.66
Parziali	2.11	0.35 0.35	12.00	2.50	0.35 0.35	1.47
Sviluppata Par.	2.99	0.49 0.49	12.00	2.50	0.49 0.49	2.08
Sviluppata	0.00	2.09 2.09		15.98	18.48 18.97 19.47	21.55
Progressiva	-14.81	-12.70 -12.00		0.00	2.50 2.85 3.20	4.67
Dislivelli	0.00	2.00 2.30 -1.96		-1.95	-1.99 -1.84 -1.48	0.00

Sezione: 80014  
 Progressiva: 90.000  
 Q. Progetto: 895.446

Scala H 1/200.00  
 Scala V 1/200.00

893.00  

Quote	897.61	895.45 895.40 894.95		894.95	894.88 895.03 895.38	896.47
Parziali	2.16	0.35 0.35	12.00	2.50	0.35 0.35	1.09
Sviluppata Par.	3.06	0.49 0.49	12.00	2.50	0.49 0.49	1.54
Sviluppata	0.00	3.06 3.06 4.06		16.05	18.55 19.05 19.54	21.08
Progressiva	-14.86	-12.70 -12.05 -12.00		0.00	2.50 2.85 3.20	4.29
Dislivelli	0.00	-1.95 -2.25 -1.88		-1.61	-1.64 -1.48 -1.12	-0.00

Sezione: 80015  
 Progressiva: 96.500  
 Q. Progetto: 896.358

Scala H 1/200.00  
 Scala V 1/200.00

894.00  



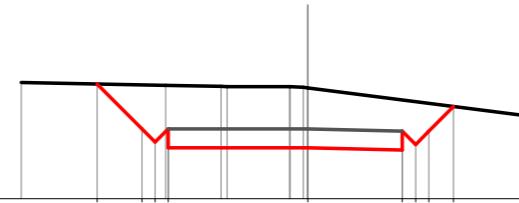

Quote	898.45	896.358 896.358 896.358	895.86	895.80 895.95 896.30	897.20
Parziali	2.09	0.35 0.35	12.00	2.50 0.35 0.35	0.91
Sviluppata Par.	2.96	0.49 0.49	12.00	2.50 0.49 0.49	1.28
Sviluppata	0.00	2.96 3.95	15.95	18.45 18.94 19.44	20.72
Progressiva	-14.79	-12.70 -12.05 -12.00	0.00	2.50 2.85 3.20	4.11
Dislivelli	0.00	-1.79 -2.08 -1.68	-1.55	-1.49 -1.32 -0.95	-0.00



Sezione: 80016  
 Progressiva: 100.000  
 Q. Progetto: 896.849

Scala H 1/200.00  
 Scala V 1/200.00

895.00

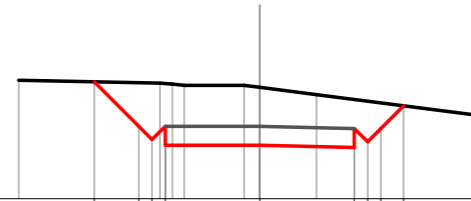


Quote	898.04	896.85	896.50	896.35	896.29	896.44	897.44
Parziali	1.19	0.35	0.35	3.69	2.50	0.35	0.65
Sviluppata Par.	1.68	0.49	0.49	3.69	2.50	0.49	0.92
Sviluppata	0.00	1.68	2.17	6.36	8.86	9.35	10.77
Progressiva	-5.57	-4.39	-4.04	0.00	2.50	2.85	3.85
Dislivelli	0.00	-1.16	-1.51	-1.58	-1.33	-1.13	-0.74

Sezione: 80017  
 Progressiva: 100.500  
 Q. Progetto: 896.919

Scala H 1/200.00  
 Scala V 1/200.00

895.00  

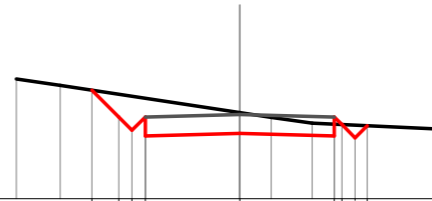



Quote		898.09	896.92	896.42	896.42	896.36	896.51	896.86	897.46
Parziali		1.17	0.35	2.50	2.50	0.35	0.35	0.60	
Sviluppata Par.		1.66	0.49	2.50	2.50	0.49	0.49	0.85	
Sviluppata		0.00	1.66	2.06	5.15	7.65	8.15	8.64	9.49
Progressiva		-4.37	-3.20	-2.50	0.00	2.50	2.85	3.20	3.80
Dislivelli		-0.00	-1.15	-1.13	-1.53	-1.27	-1.07	-0.68	-0.00

Sezione: 80018  
 Progressiva: 110.000  
 Q. Progetto: 898.225

Scala H 1/200.00  
 Scala V 1/200.00

896.00

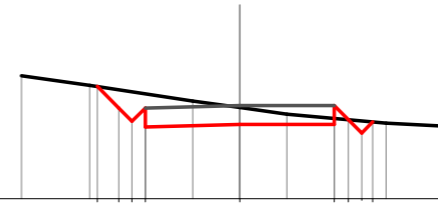


Quote	898.87	898.16	897.66	897.73	897.66	897.96	897.93
Parziali	0.71	0.35	0.35	2.50	2.50	0.35	0.32
Sviluppata Par.	1.00	0.49	0.49	2.50	2.50	0.49	0.48
Sviluppata	0.00	1.00	1.99	4.50	7.00	7.29	8.22
Progressiva	-3.91	-3.26	-2.50	0.00	2.50	2.70	3.37
Dislivelli	-0.00	-0.80	-0.50	-0.56	-0.31	0.00	0.00

Sezione: 80019  
 Progressiva: 112.000  
 Q. Progetto: 898.462

Scala H 1/200.00  
 Scala V 1/200.00

896.00

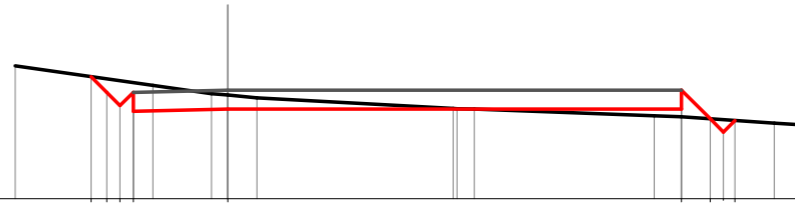


Quote		898.97		897.96		897.96		898.03
Parziali		0.57		2.50		2.50		
Sviluppata Par.		0.81		2.50		2.50		
Sviluppata		0.00		4.30		6.80		8.23
Progressiva		-3.77		0.00		2.50		3.51
Dislivelli		-0.00		-0.45		-0.16		0.00

Sezione: 80020  
 Progressiva: 116.000  
 Q. Progetto: 898.875

Scala H 1/200.00  
 Scala V 1/200.00

896.00

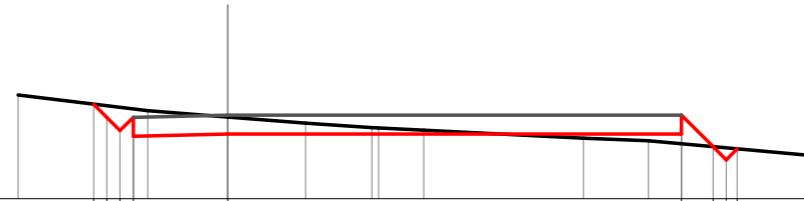


Quote	898.23 898.61 898.31	898.38	898.38 898.12 898.07
Parziali	0.42 0.35 0.49	2.50	12.00 0.76 0.35 0.30
Sviluppata Par.	0.59 0.49 0.49	2.50	12.00 1.07 0.49 0.52
Sviluppata	0.00 0.20 1.58	4.08	16.08 17.15 17.65 18.08
Progressiva	-3.62 -3.62 -2.50	0.00	12.00 12.76 13.41
Dislivelli	-0.00 -0.38 -0.26	-0.37	0.21 -0.00 0.00

Sezione: 80021  
 Progressiva: 120.000  
 Q. Progetto: 899.215

Scala H 1/200.00  
 Scala V 1/200.00

897.00

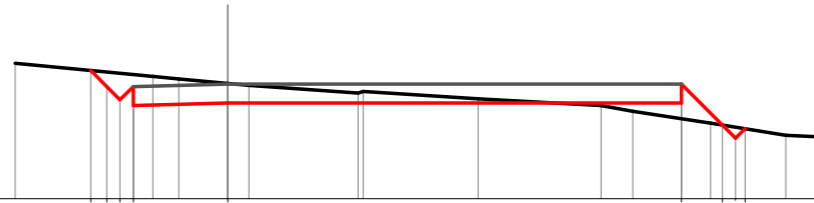


Quote	899.50 899.15 898.80 898.45	898.71	898.71 898.38 898.32
Parziali	0.35 0.35 0.35 0.35	2.50	12.00 0.83 0.35 0.35
Sviluppata Par.	0.49 0.49 0.49 0.49	2.50	12.00 1.18 0.49 0.49
Sviluppata	0.00 0.49 0.49 1.48	3.98	15.98 17.16 17.66 18.07
Progressiva	-3.55 -3.55 -3.55 -3.50	0.00	12.00 12.83 13.48
Dislivelli	-0.00 -0.31 -0.31 -0.22	-0.45	0.26 -0.00 0.00

Sezione: 80022  
 Progressiva: 130.000  
 Q. Progetto: 900.031

Scala H 1/200.00  
 Scala V 1/200.00

897.00

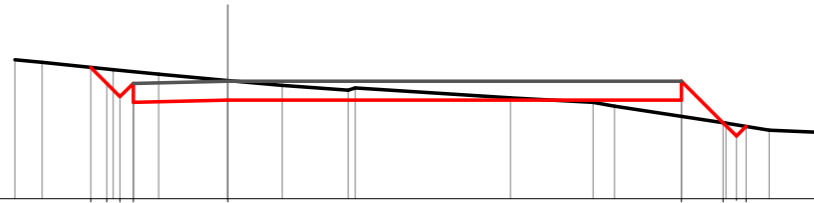


Quote	900.39 899.97 899.47	899.53	899.53 898.95 898.85
Parziali	0.42 0.35 0.49	2.50	12.00 1.08 0.35 0.05
Sviluppata Par.	0.60 0.49 0.49	2.50	12.00 1.53 0.49 0.05
Sviluppata	0.00 0.60 1.59	4.09	16.09 17.62 18.12 18.47
Progressiva	-3.62 -3.62 -2.50	0.00	12.00 13.08 13.68
Dislivelli	0.00 -0.38 -0.32	-0.52	0.41 0.00 -0.00

Sezione: 80023  
 Progressiva: 131.000  
 Q. Progetto: 900.113

Scala H 1/200.00  
 Scala V 1/200.00

897.00



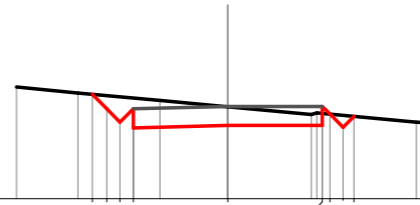
Quote	900.48 900.05 899.55	899.61	899.61	899.01 898.91
Parziali	0.43 0.35 0.49	2.50	12.00	1.10 0.35 0.05
Sviluppata Par.	0.60 0.49 0.49	2.50	12.00	1.56 0.49 0.05
Sviluppata	0.00 0.60 1.59	4.09		16.09 17.65 18.50
Progressiva	-3.63 -3.62 -2.50	0.00		12.00 13.10 13.71
Dislivelli	0.00 -0.38 -0.31	-0.52		0.43 0.00 0.00



Sezione: 80024  
 Progressiva: 135.000  
 Q. Progetto: 900.439

Scala H 1/200.00  
 Scala V 1/200.00

898.00  

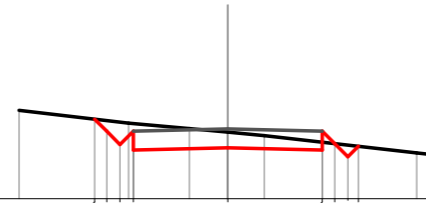



Quote	900.76 900.88 900.98 899.88	899.94	899.94 900.24 900.18
Parziali	0.38 0.35 0.35	2.50	2.50 0.35 0.28
Sviluppata Par.	0.54 0.49 0.49	2.50	2.50 0.35 0.41
Sviluppata	0.00 0.04 1.53	4.03	6.53 6.81 7.72
Progressiva	3.58 3.29 3.50	0.00	2.50 2.70 3.34
Dislivelli	0.00 -0.35 -0.29	-0.50	-0.32 0.00 0.00

Sezione: 80025  
 Progressiva: 140.000  
 Q. Progetto: 900.848

Scala H 1/200.00  
 Scala V 1/200.00

899.00

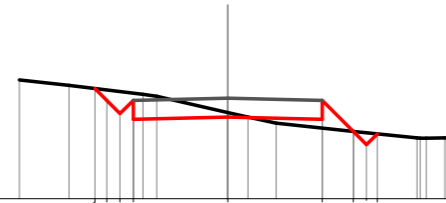


Quote	901.10	900.79	900.79	900.35	900.29	900.46	900.39
Parziali	0.32	0.35	2.50	2.50	0.35	0.35	
Sviluppata Par.	0.65	0.49	2.50	2.50	0.65	0.35	
Sviluppata	0.00	0.45	3.94	6.44	6.91	7.79	
Progressiva	-3.52	-3.50	0.00	2.50	2.83	3.46	
Dislivelli	0.00	-0.28	-0.20	-0.41	-0.21	0.00	-0.00

Sezione: 80026  
 Progressiva: 150.000  
 Q. Progetto: 901.664

Scala H 1/200.00  
 Scala V 1/200.00

899.00  

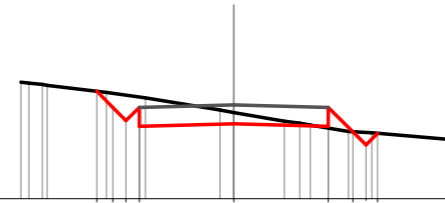



Quote	901.92	901.90	901.85	901.10	901.16	901.10	900.78	900.72
Parziali	0.32	0.35	0.35	2.50	2.50	0.82	0.35	0.32
Sviluppata Par.	0.68	0.49	0.49	2.50	2.50	1.16	0.49	0.68
Sviluppata	0.00	0.45	0.45	1.44	3.94	6.44	7.60	8.09
Progressiva	-3.52	-3.50	-3.50	-2.50	0.00	2.50	3.32	3.96
Dislivelli	-0.00	-0.28	-0.19	-0.19	-0.12	0.23	0.00	0.00

Sezione: 80027  
 Progressiva: 160.000  
 Q. Progetto: 902.481

Scala H 1/200.00  
 Scala V 1/200.00

900.00

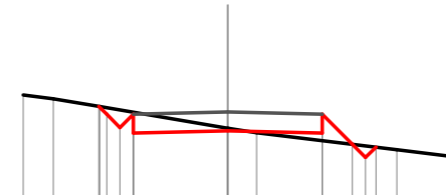


Quote	902.84	902.47	901.92	901.98	901.92	901.77	901.73
Parziali	0.43	0.35	2.50	2.50	0.65	0.35	0.31
Sviluppata Par.	0.60	0.49	2.50	2.50	0.91	0.49	0.44
Sviluppata	0.00	0.60	1.59	4.09	6.59	7.51	8.44
Progressiva	-3.63	-3.59	-2.50	0.00	2.50	3.15	3.81
Dislivelli	0.00	-0.37	-0.27	-0.30	0.05	0.00	-0.00

Sezione: 80028  
 Progressiva: 170.000  
 Q. Progetto: 903.297

Scala H 1/200.00  
 Scala V 1/200.00

901.00  

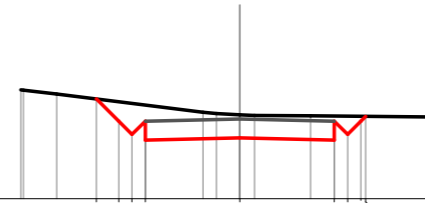



Quote	903.44	903.23	902.73	902.80	902.73	902.44	902.37
Parziali	0.35	0.35	2.50	2.50	0.79	0.35	0.35
Sviluppata Par.	0.35	0.49	2.50	2.50	1.12	0.49	0.35
Sviluppata	0.00	0.29	1.28	3.79	6.29	7.41	8.29
Progressiva	-3.41	-3.29	-2.50	0.00	2.50	3.29	3.92
Dislivelli	0.00	-0.17	-0.05	-0.06	0.20	-0.00	0.00

Sezione: 80029  
 Progressiva: 180.000  
 Q. Progetto: 904.113

Scala H 1/200.00  
 Scala V 1/200.00

902.00

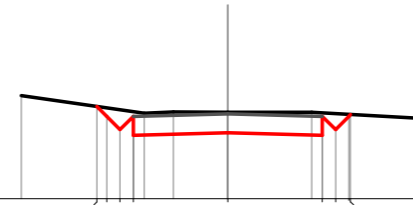


Quote	904.64	904.55	904.55	903.61	903.55	903.70	904.18
Parziali	0.69	0.35	2.50	2.50	0.35	0.35	
Sviluppata Par.	0.84	0.49	2.50	2.50	0.49	0.49	
Sviluppata	0.00	0.84	4.33	4.33	6.83	7.82	8.00
Progressiva	-3.79	-3.66	-2.50	0.00	2.50	2.85	3.33
Dislivelli	-0.00	-0.82	-0.43	-0.61	-0.64	-0.49	-0.00

Sezione: 80030  
 Progressiva: 190.000  
 Q. Progetto: 905.244

Scala H 1/200.00  
 Scala V 1/200.00

903.00  

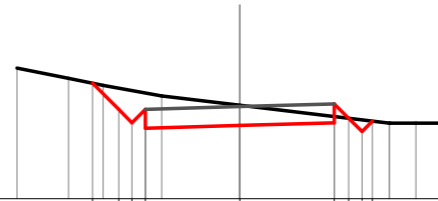



Quote	905.44	905.43	905.42	904.68	904.74	904.68	904.83	905.23
Parziali	0.35	0.49	0.35	2.50	2.50	0.35	0.35	
Sviluppata Par.	0.35	0.49	0.35	2.50	2.50	0.49	0.49	
Sviluppata	0.00	0.37	0.37	3.86	3.86	6.36	6.36	7.42
Progressiva	-3.46	-3.29	-2.50	0.00	0.00	2.50	2.85	3.25
Dislivelli	0.00	-0.22	-0.13	-0.55	-0.55	-0.59	-0.42	-0.00

Sezione: 80031  
 Progressiva: 200.000  
 Q. Progetto: 906.437

Scala H 1/200.00  
 Scala V 1/200.00

904.00  

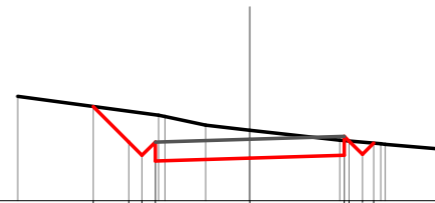
Quote		907.06	906.96	906.70	906.35	905.86	905.94	906.01	906.13	906.05
Parziali		0.70	0.35	0.35	2.50	2.50		0.38	0.35	
Sviluppata Par.		0.98	0.49	0.49	2.50	2.50		0.54	0.49	
Sviluppata		0.00	0.98	1.97	4.47	6.98		7.52	8.01	8.40
Progressiva		-3.90	-3.55	-2.50	0.00	2.50		2.88	3.51	
Dislivelli		0.00	-0.56	-0.43	-0.53	-0.16		0.00	0.00	



Sezione: 80032  
 Progressiva: 210.000  
 Q. Progetto: 907.630

Scala H 1/200.00  
 Scala V 1/200.00

906.00

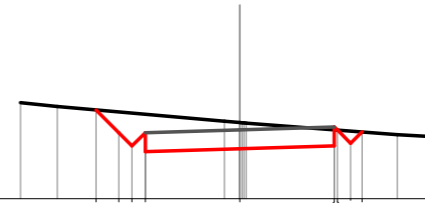


Quote		908.50	907.56	907.55	907.66	907.13	907.21	907.55	907.52
Parziali		0.94	0.35	0.35	2.50	2.50	0.35	0.30	
Sviluppata Par.		1.33	0.49	0.49	2.50	2.50	0.49	0.42	
Sviluppata		0.00	1.33	1.33	4.82	4.82	7.32	7.60	8.32
Progressiva		-4.14	-3.56	-3.50	0.00	0.00	2.50	2.65	3.27
Dislivelli		0.00	-0.82	-0.72	-0.74	-0.74	-0.38	0.00	0.00

Sezione: 80033  
 Progressiva: 220.000  
 Q. Progetto: 908.823

Scala H 1/200.00  
 Scala V 1/200.00

907.00



Quote	909.35	908.75	908.75	908.25	908.32	908.40	908.77
Parziali	0.60	0.35	0.35	2.50	2.50	0.35	0.30
Sviluppata Par.	0.85	0.49	0.49	2.50	2.50	0.49	0.30
Sviluppata	0.00	0.95	1.84	4.34	6.84	7.45	7.88
Progressiva	-3.80	-3.20	-2.50	0.00	2.50	2.88	3.23
Dislivelli	-0.00	-0.95	-0.49	-0.69	-0.43	-0.00	0.00

Sezione: 80034  
 Progressiva: 230.000  
 Q. Progetto: 910.017

Scala H 1/200.00  
 Scala V 1/200.00

908.00

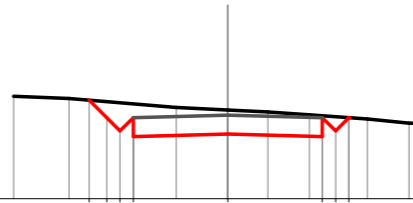


Quote		910.93	909.95	909.45	909.52	909.45	909.60	909.95
Parziali		0.97	0.35	2.50	2.50	0.35	0.35	
Sviluppata Par.		1.38	0.49	2.50	2.50	0.49	0.49	
Sviluppata		0.00	1.38	4.87	4.87	7.37	8.36	
Progressiva		-4.17	-3.66	0.00	0.00	2.50	3.20	
Dislivelli		0.00	-0.85	-0.82	-0.82	-0.58	-0.02	

Sezione: 80035  
 Progressiva: 240.000  
 Q. Progetto: 911.210

Scala H 1/200.00  
 Scala V 1/200.00

909.00

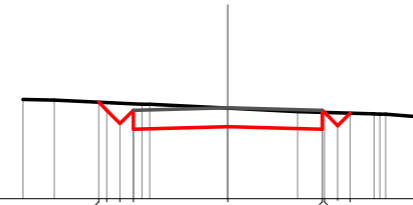


Quote	911.61	911.61	910.71	910.65	911.15
Parziali	0.46	2.50	2.50	0.35	0.35
Sviluppata Par.	0.65	2.50	2.50	0.49	0.49
Sviluppata	0.00	4.14	6.64	7.14	7.63
Progressiva	-3.66	0.00	2.50	2.85	3.20
Dislivelli	0.00	-0.64	-0.55	-0.37	0.00

Sezione: 80036  
 Progressiva: 250.000  
 Q. Progetto: 912.403

Scala H 1/200.00  
 Scala V 1/200.00

910.00  

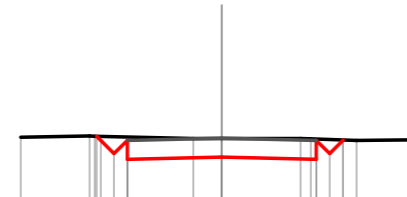



Quote	912.86 912.86 912.86 911.84	911.90	911.84 912.27
Parziali	0.00 0.35 0.49	2.50	2.50 0.35 0.35
Sviluppata Par.	0.00 0.49 0.49	2.50	2.50 0.49 0.01
Sviluppata	0.00 0.30 0.90 1.29	3.80	6.30 6.38 6.87 7.34
Progressiva	-3.42 -3.50 -3.50	0.00	2.50 2.86 3.24
Dislivelli	0.00 -0.20 -0.17	-0.49	-0.45 0.00 0.00

Sezione: 80037  
 Progressiva: 260.000  
 Q. Progetto: 913.605

Scala H 1/200.00  
 Scala V 1/200.00

912.00

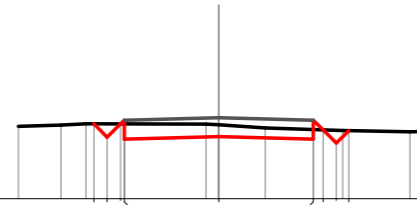


Quote	913.65	913.64	913.63	913.04	913.10	913.04	913.19	913.54
Parziali	0.35	0.35	2.50	2.50		0.35	0.35	
Sviluppata Par.	0.49	0.49	2.50	2.50		0.49	0.49	
Sviluppata	0.00	0.46	1.15	3.65		6.15	7.14	
Progressiva	-3.31	-3.20	-2.50	0.00		2.50	3.20	
Dislivelli	0.00	-0.11	-0.15	-0.49		-0.54	-0.37	

Sezione: 80038  
 Progressiva: 270.000  
 Q. Progetto: 915.142

Scala H 1/200.00  
 Scala V 1/200.00

913.00

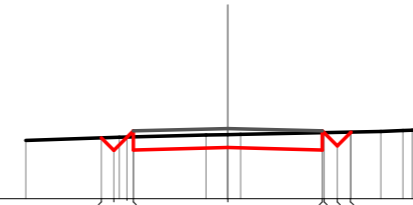


Quote	914.98	914.83	914.58	914.64	914.58	914.82	914.80
Parziali	0.35	0.35	2.50	2.50	0.35	0.35	0.35
Sviluppata Par.	0.49	0.49	2.50	2.50	0.49	0.49	0.49
Sviluppata	0.00	0.49	1.13	3.63	6.13	6.50	7.49
Progressiva	-3.30	-2.95	-2.50	0.00	2.50	2.76	3.44
Dislivelli	-0.00	-0.35	0.10	-0.31	-0.25	0.00	0.00

Sezione: 80039  
 Progressiva: 280.000  
 Q. Progetto: 916.855

Scala H 1/200.00  
 Scala V 1/200.00

915.00



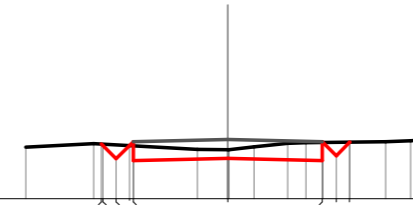
Quote	916.61	916.28	916.29	916.36	916.29	916.40	916.75
Parziali	0.35	2.50	2.50	0.35	0.35	0.35	
Sviluppata Par.	0.49	2.50	2.50	0.49	0.49	0.49	
Sviluppata	0.00	0.47	0.96	3.69	6.19	6.76	7.25
Progressiva	-3.34	-3.01	-2.50	0.00	2.50	2.85	3.25
Dislivelli	0.00	-0.34	0.16	-0.34	-0.45	-0.16	-0.01



Sezione: 80040  
 Progressiva: 290.000  
 Q. Progetto: 918.569

Scala H 1/200.00  
 Scala V 1/200.00

917.00

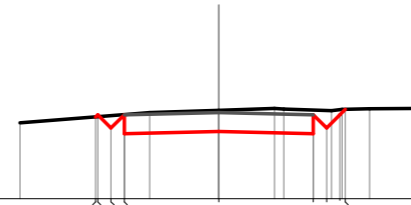


Quote	918.45	918.41	918.01	918.07	918.01	918.14	918.49
Parziali	0.35	0.35	2.50	2.50	0.35	0.35	
Sviluppata Par.	0.49	0.49	2.50	2.50	0.49	0.49	
Sviluppata	0.00	0.66	1.66	3.69	6.19	7.18	
Progressiva	-3.34	-3.30	-2.50	0.00	2.50	2.87	3.22
Dislivelli	-0.00	-0.04	0.11	-0.23	-0.48	-0.35	-0.01

Sezione: 80041  
 Progressiva: 300.000  
 Q. Progetto: 920.283

Scala H 1/200.00  
 Scala V 1/200.00

918.00

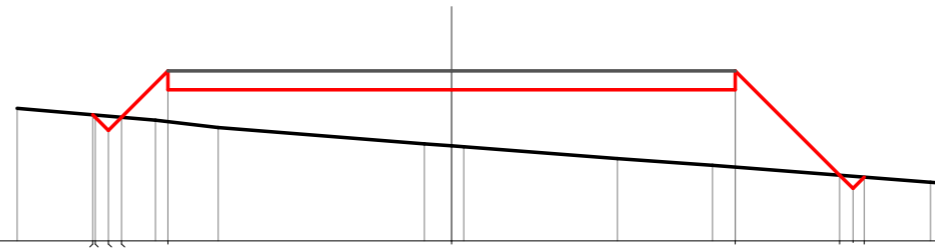


Quote	920.16	920.22	919.72	919.78	919.72	918.67	920.36
Parziali	0.35	0.35	2.50	2.50	0.35	0.35	
Sviluppata Par.	0.49	0.49	2.50	2.50	0.49	0.49	
Sviluppata	0.00	0.69	1.07	3.57	6.07	6.56	7.28
Progressiva	-3.26	-3.20	-2.50	0.00	2.50	2.85	3.34
Dislivelli	-0.00	0.06	-0.13	-0.56	-0.63	-0.46	-0.00

Sezione: 80042  
 Progressiva: 0.000  
 Q. Progetto: 893.500

Scala H 1/200.00  
 Scala V 1/200.00

889.00

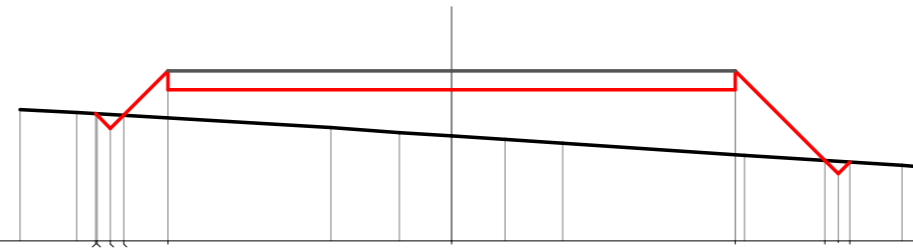


Quote	892.34	892.27	893.00	893.00	893.00	890.74	890.69
Parziali	0.49	0.35	1.23	7.50	7.50	2.76	0.35
Sviluppata Par.	0.49	0.49	1.74	7.50	7.50	3.91	0.49
Sviluppata	0.00	0.09	0.59	1.08	2.82	10.32	17.82
Progressiva	-9.49	-9.41	-8.73	-7.50	0.00	7.50	10.26
Dislivelli	-0.00	-0.08	0.00	-0.38	1.34	1.49	2.05
							0.00
							0.00
							21.72
							22.22
							22.64

Sezione: 80043  
 Progressiva: 10.000  
 Q. Progetto: 893.500

Scala H 1/200.00  
 Scala V 1/200.00

889.00

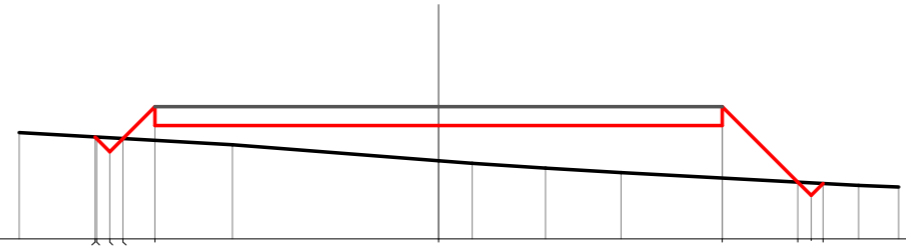


Quote	892.37	892.33	891.13	891.09	893.00	893.00	891.13	891.09		
Parziali	0.49	0.35	1.17	7.50	7.50	2.37	0.35	0.31		
Sviluppata Par.	0.49	0.49	1.66	7.50	7.50	3.35	0.49	0.31		
Sviluppata	0.00	0.06	0.56	1.05	2.71	10.21	17.71	21.07	21.56	22.00
Progressiva	-9.42	-8.37	-8.02	-8.67	-7.50	0.00	7.50	9.87	10.53	
Dislivelli	0.00	-0.04	0.00	-0.37	1.24	1.22	1.72	-0.00	0.00	

Sezione: 80044  
 Progressiva: 20.000  
 Q. Progetto: 893.500

Scala H 1/200.00  
 Scala V 1/200.00

890.00

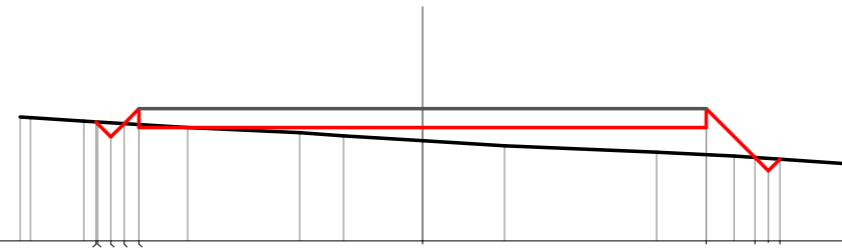


Quote	892.69 892.65 893.00	893.00	893.00	891.50 891.46
Parziali	0.85	7.50	7.50	2.00
Sviluppata Par.	1.20	7.50	7.50	2.83
Sviluppata	0.00 0.06 0.55 1.05 2.25	9.75	17.25	20.07 20.57 21.01
Progressiva	-9.09 -9.03 -8.70 -8.35 -7.50	0.00	7.50	9.50 10.16
Dislivelli	-0.00 -0.04 0.00 0.90	0.93	1.39	0.00 -0.00

Sezione: 80045  
 Progressiva: 30.000  
 Q. Progetto: 893.500

Scala H 1/200.00  
 Scala V 1/200.00

890.00

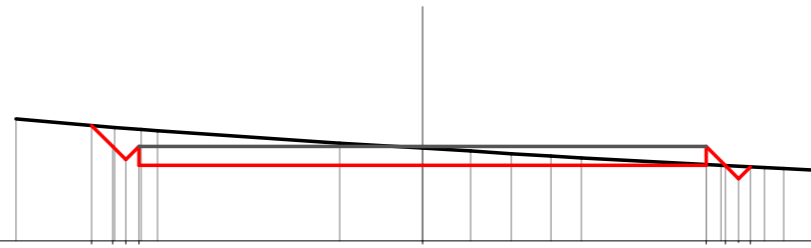


Quote	893.15 893.10 892.75 893.00	893.00	893.00	892.21 892.17
Parziali	0.35 0.35 0.40	7.50	7.50	1.29 0.35 0.31
Sviluppata Par.	0.49 0.49 0.56	7.50	7.50	1.82 0.49 0.43
Sviluppata	0.00 0.07 0.56 1.06 1.61	9.11	16.61	18.44 18.53 19.37
Progressiva	-8.64 -8.60 -8.25 -7.60 -7.50	0.00	7.50	8.79 9.45
Dislivelli	0.00 -0.04 -0.37 0.00 0.42	0.35	0.72	0.00 0.00

Sezione: 80046  
 Progressiva: 40.000  
 Q. Progetto: 893.500

Scala H 1/200.00  
 Scala V 1/200.00

891.00

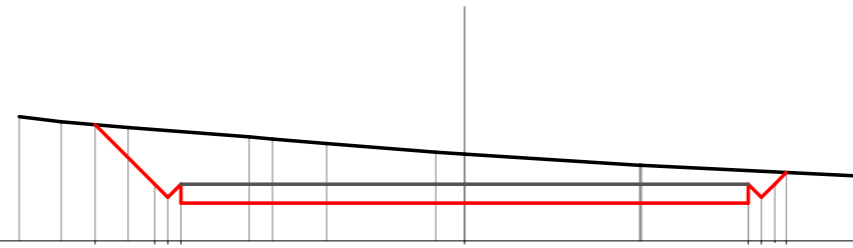


Quote	894.05 893.50 893.15 893.00		893.00		893.00 892.99 892.96
Parziali	0.55 0.35 0.35	7.50		7.50	0.51 0.35 0.31
Sviluppata Par.	0.78 0.48 0.48	7.50		7.50	0.72 0.46 0.34
Sviluppata	0.00 0.78 1.28 1.77		9.27		16.77 17.49 17.98 18.43
Progressiva	-8.75 -8.20 -7.65 -7.50		0.00		7.50 8.01 8.67
Dislivelli	-0.00 -0.50 -0.83 -0.45		-0.46		-0.02 0.00 0.00

Sezione: 80047  
 Progressiva: 50.000  
 Q. Progetto: 893.500

Scala H 1/200.00  
 Scala V 1/200.00

892.00



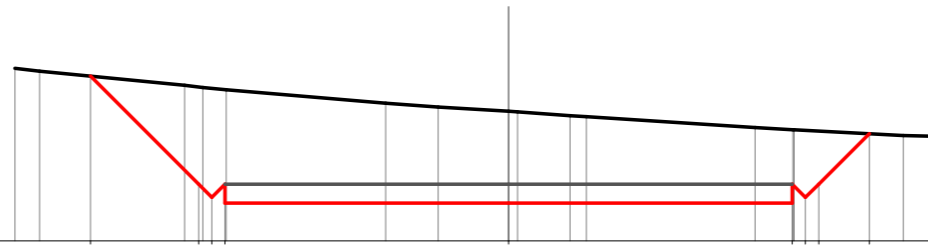
Quote	895.08	893.50	893.15	893.00	893.00	893.15	893.81
Parziali	1.58	0.35	0.35	7.50	7.50	0.35	0.31
Sviluppata Par.	2.23	0.49	0.49	7.50	7.50	0.49	0.31
Sviluppata	0.00	2.23	2.72	10.72	18.22	19.21	19.65
Progressiva	-9.78	-8.20	-7.85	0.00	7.50	7.85	8.51
Dislivelli	-0.00	-1.45	-1.77	-1.30	-0.86	-0.69	0.00



Sezione: 80048  
 Progressiva: 60.000  
 Q. Progetto: 893.500

Scala H 1/200.00  
 Scala V 1/200.00

892.00

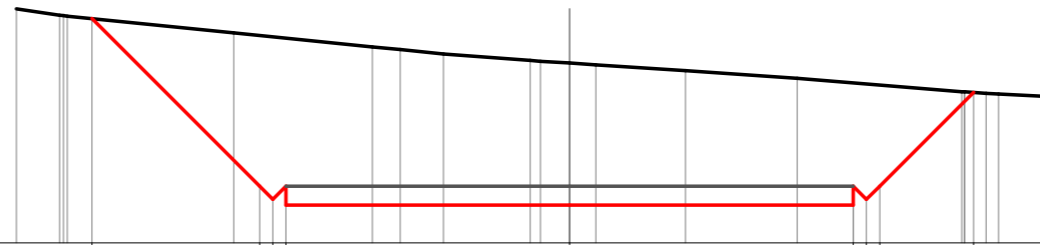


Quote		896.36	893.50 893.15 893.00		893.00		893.00 893.50 893.50	894.84
Parziali		2.86	0.35 0.35	7.50		7.50	0.35 0.35	1.34
Sviluppata Par.		4.05	0.49 0.49	7.50		7.50	0.49 0.49	1.89
Sviluppata	0.00	4.05 4.54	5.03		12.53		20.03 20.03 21.02	22.91
Progressiva	-11.06	-8.20 -7.85	-7.50		0.00		7.50 7.85 8.20	9.54
Dislivelli	0.00	-2.57 -2.89	-2.50		-2.43		-1.94 -1.78 -1.41	0.00

Sezione: 80049  
 Progressiva: 70.000  
 Q. Progetto: 893.500

Scala H 1/200.00  
 Scala V 1/200.00

892.00



Quote	897.93	893.50 893.15 893.00	893.00	893.00 893.15 893.50	895.98
Parziali		4.43	7.50	7.50	2.48
Sviluppata Par.		6.27	7.50	7.50	3.51
Sviluppata	0.00	6.27 6.77 7.26	14.76	22.26 23.76 25.25	26.76
Progressiva	-12.63	-8.20 -7.65 -7.50	0.00	7.50 8.05 8.20	10.68
Dislivelli	0.00	-3.99 -4.30 -3.92	-3.76	-3.23 -2.68 -2.08	0.00