

Comune
di Corleto Perticara



Regione Basilicata



Provincia di Potenza



Committente:

RWE

RENEWABLES ITALIA S.R.L.
Via Andrea Doria, 41/G - 00192 Roma
P.IVA/C.F. 06400370968
pec: rwerenewablesitaliasrl@legalmail.it

Titolo del Progetto:

**Progetto per la realizzazione di una centrale eolica da 44,80 MW nel
comune di Corleto Perticara (PZ)**

Documento:

PROGETTO DEFINITIVO

Richiesta Autorizzazione Unica ai sensi del D. Lgs. 387 del 29/09/2003

N° Documento:

PECP_A.16.a.17.b.5

ID PROGETTO:	PECP	DISCIPLINA:	P	TIPOLOGIA:	D	FORMATO:	A3
--------------	-------------	-------------	----------	------------	----------	----------	-----------

Elaborato:

Quaderno delle sezioni a sistemazione finale WTG 05 - 5 di 8

FOGLIO:	5 di 8	SCALA:	1:200	Nome file:	PECP_A.16.a.17.b.5_Quaderno_delle_sezioni_definitive_5_di_8.pdf
---------	---------------	--------	--------------	------------	--

Progettazione:

R.T.P. D'Occhio - De Blasis
Via S. Angelo, 10 - 82020 Campolattaro (BN)

Progettisti:



Ing. Giuseppe Antonio De Blasis



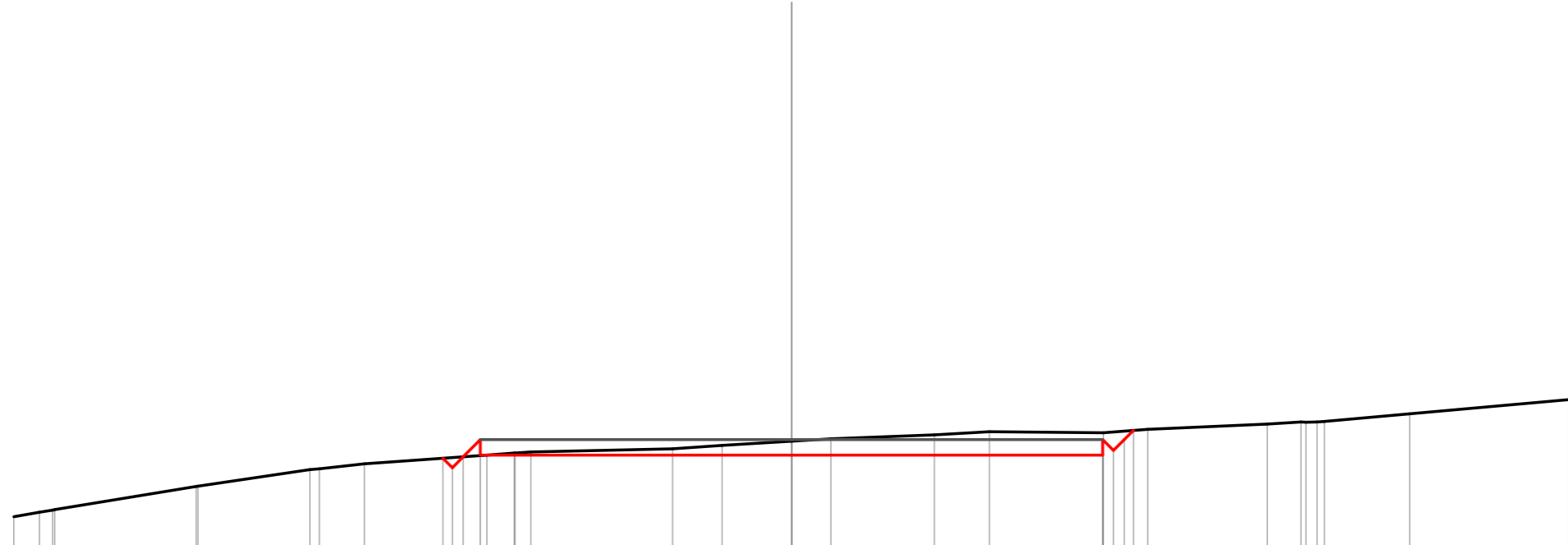
Arch. Carmine D'Occhio

Rev:	Data Revisione	Descrizione Revisione	Redatto	Controllato	Approvato
00	07/12/2020	PRIMA EMISSIONE	R.T.P.D'Occhio - De Blasis	RWE	RWE

Sezione: 5001
 Progressiva: 0.000
 Q. Progetto: 901.500

Scala H 1/200.00
 Scala V 1/200.00

898.00

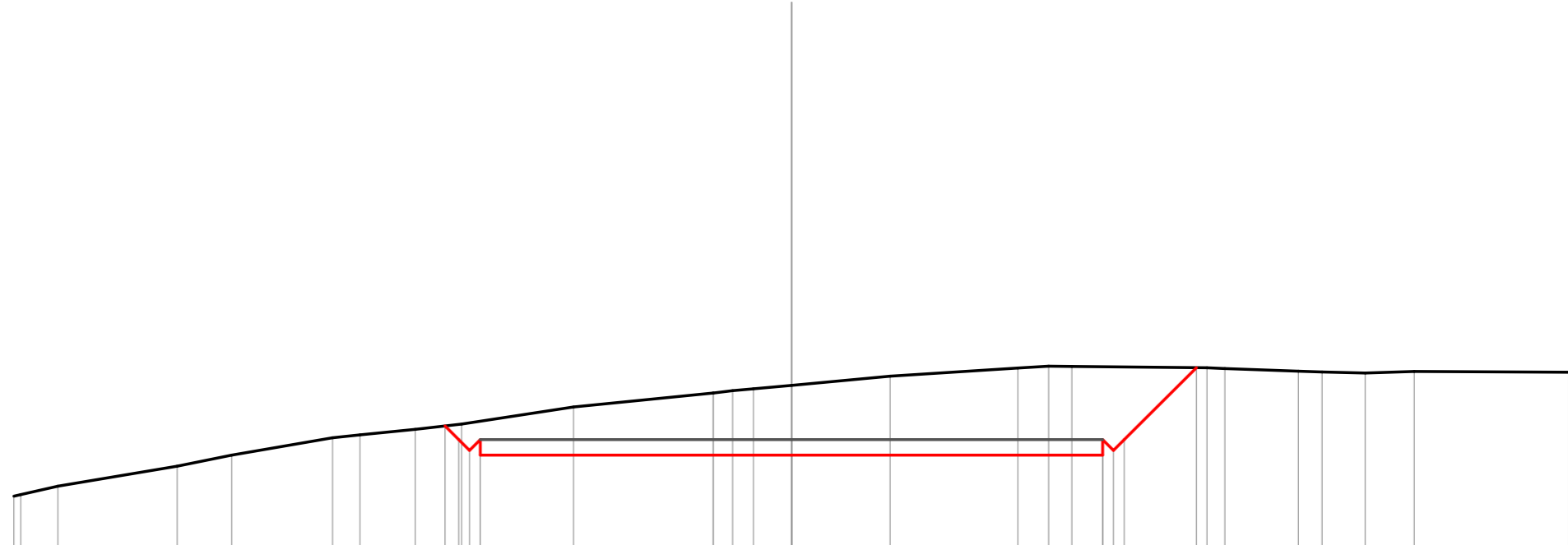



Quote	900.90 900.60 900.85 901.00	901.00	901.00	901.00 901.15 901.79
Parziali	0.30 0.33 0.55	10.00	10.00	0.35 0.35 0.35
Sviluppata Par.	0.72 0.49 0.78	10.00	10.00	0.49 0.49 0.49
Sviluppata	0.00 0.43 0.99	11.71	11.71	21.71 22.20 22.70 23.11
Progressiva	-11.21 -10.90 -10.55 -10.00	0.00	0.00	10.00 10.35 10.99
Dislivelli	0.00 -0.33 -0.00 0.51	-0.45	-0.45	-0.72 -0.60 -0.00

Sezione: 5002
 Progressiva: 10.000
 Q. Progetto: 901.500

Scala H 1/200.00
 Scala V 1/200.00

898.00

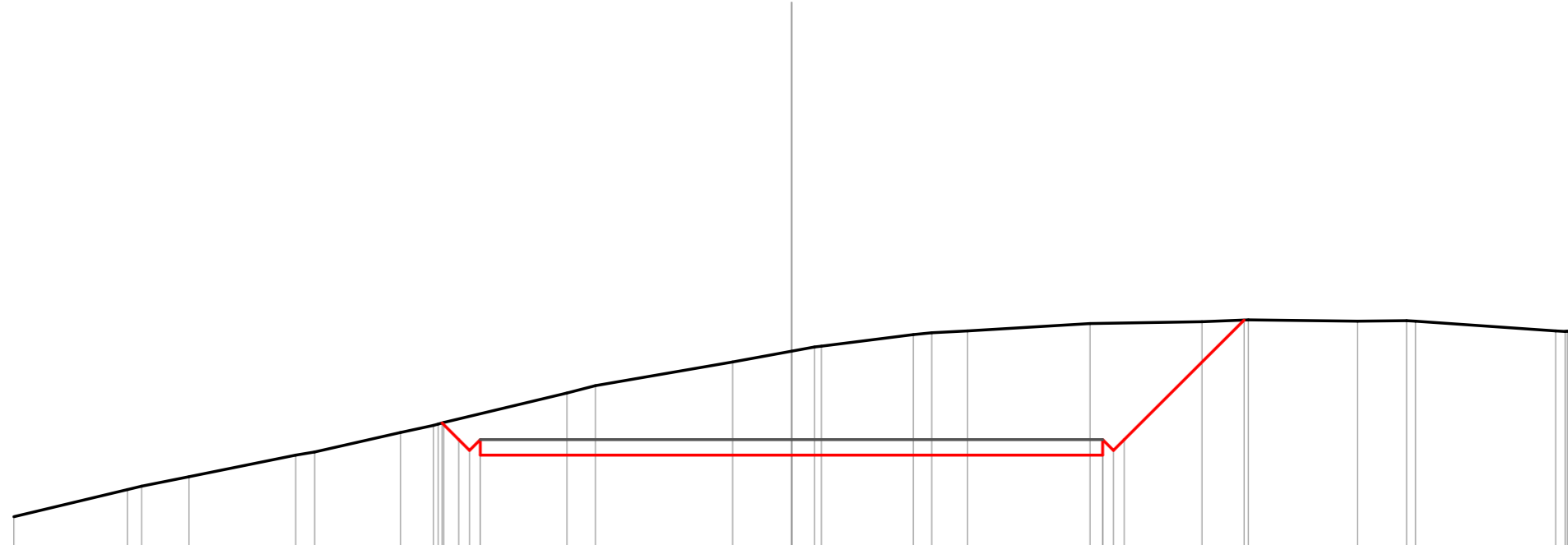



Quote	901.94 901.90 901.85 901.80	901.00	901.00	901.00 901.15 901.50	903.81
Parziali	0.44 0.35 0.35	10.00	10.00	0.35 0.35	2.31
Sviluppata Par.	0.62 0.49 0.49	10.00	10.00	0.49 0.49	3.27
Sviluppata	0.00 0.92 1.61	11.61	11.61	21.61 22.10 22.60	25.87
Progressiva	-11.14 -10.00 -10.00	0.00	0.00	10.00 10.35 10.70	13.01
Dislivelli	0.00 -0.88 -0.59	-2.25	-2.25	2.84 -2.69 -2.34	0.00

Sezione: 5003
 Progressiva: 17.000
 Q. Progetto: 901.500

Scala H 1/200.00
 Scala V 1/200.00

898.00

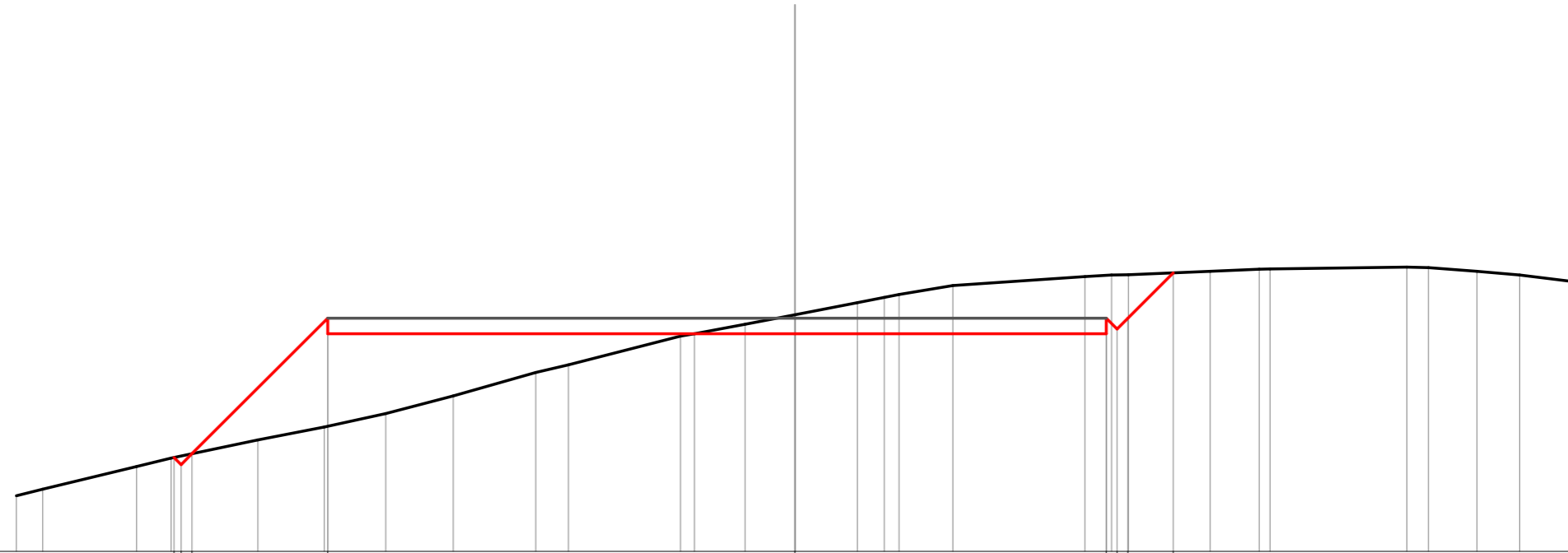


Quote	902.04	901.50	901.00	901.00	901.50	901.50	905.35
Parziali	0.54	0.35	0.35	10.00	0.35	0.35	3.85
Sviluppata Par.	0.76	0.49	0.49	10.00	0.49	0.49	5.44
Sviluppata	0.00	0.76	1.75	11.75	21.75	22.24	28.18
Progressiva	-11.24	-10.00	-10.00	0.00	10.00	10.35	14.55
Dislivelli	0.00	-0.67	-0.83	-3.35	-4.24	-3.75	0.00

Sezione: 5004
 Progressiva: 20.000
 Q. Progetto: 904.500

Scala H 1/200.00
 Scala V 1/200.00

897.00

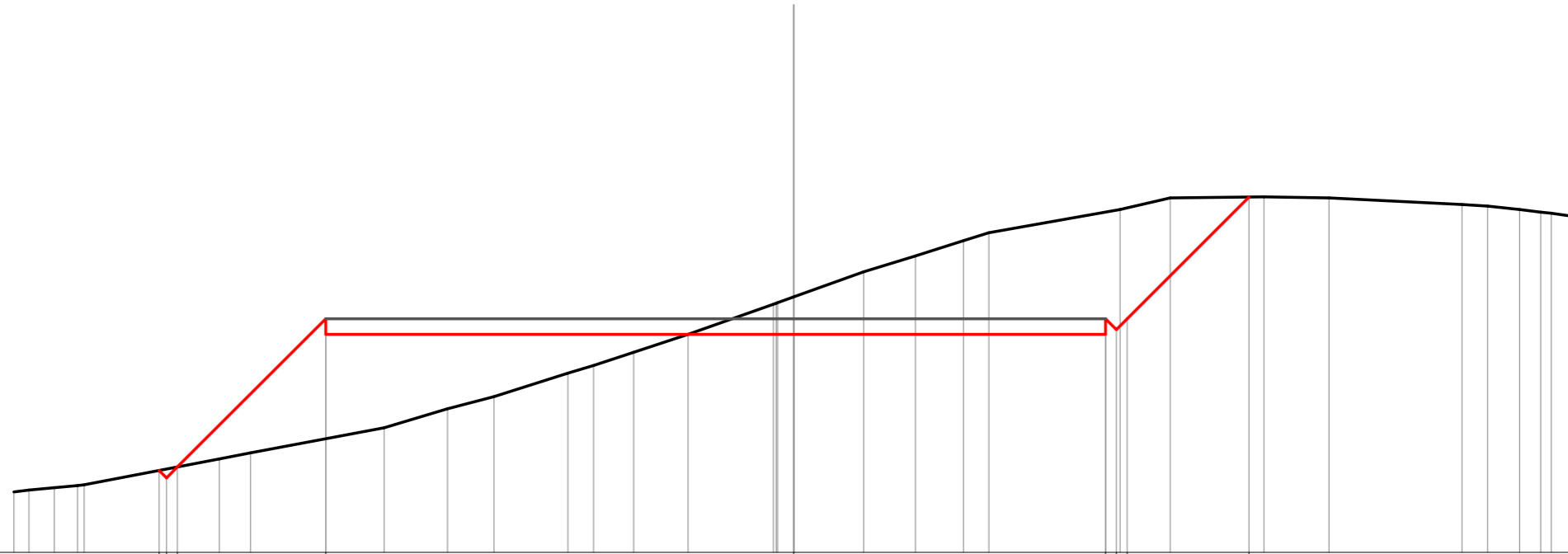


Quote		900.02 899.79 900.14	904.00	904.00	904.50 904.15 904.50	905.95
Parziali		0.33 0.35	4.36	15.00	10.00	1.45
Sviluppata Par.		0.33 0.49	6.17	15.00	10.00	2.05
Sviluppata		0.00 0.32 0.62	6.98	21.98	31.98 32.48 32.97	35.03
Progressiva		-19.94 -19.71 -19.36	-15.00	0.00	10.00 10.35 10.70	12.15
Dislivelli		0.00 -0.28 0.00	3.48	-0.61	-1.87 -1.74 -1.39	0.00

Sezione: 5005
 Progressiva: 30.000
 Q. Progetto: 904.500

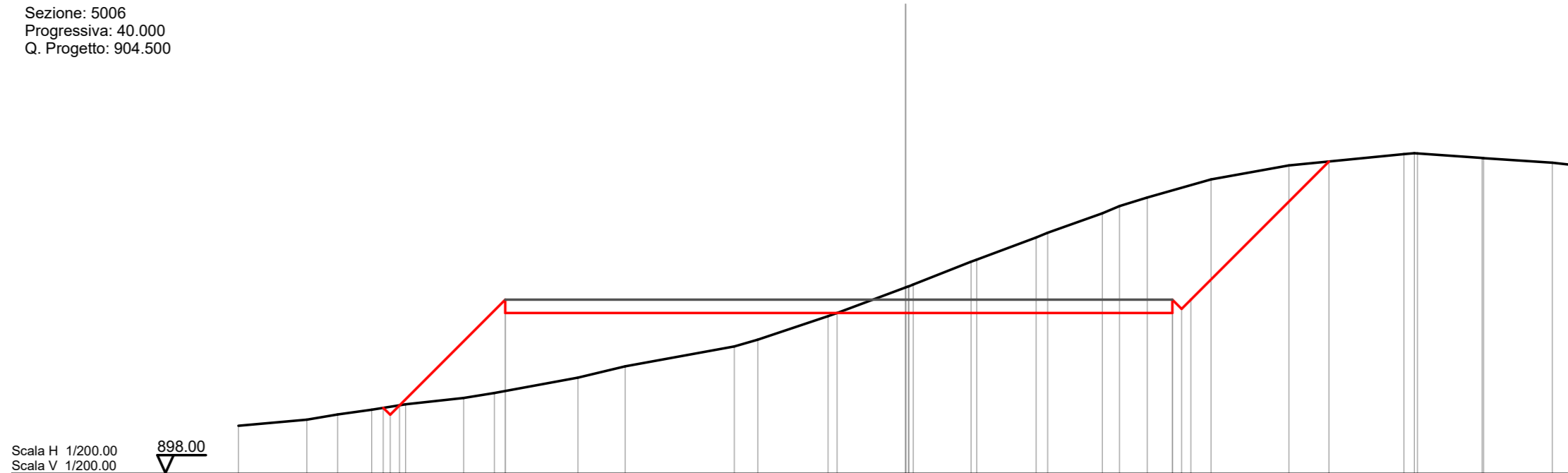
Scala H 1/200.00
 Scala V 1/200.00

897.00



Quote	899.63 899.39 899.74	904.00	904.00	904.00	904.00 904.15 904.50	908.40
Parziali	0.37 0.35	4.76	15.00	10.00	0.35 0.35	3.90
Sviluppata Par.	0.37 0.49	6.73	15.00	10.00	0.49 0.49	5.52
Sviluppata	0.00 0.34 0.83	7.56	22.56	32.56 33.05 33.55	39.07	
Progressiva	-20.34 -20.11 -19.76	-15.00	0.00	10.00 10.35 10.70	14.60	
Dislivelli	0.00 -0.28 0.00	3.85	-1.20	3.92 -3.83 -3.55	0.00	

Sezione: 5006
 Progressiva: 40.000
 Q. Progetto: 904.500

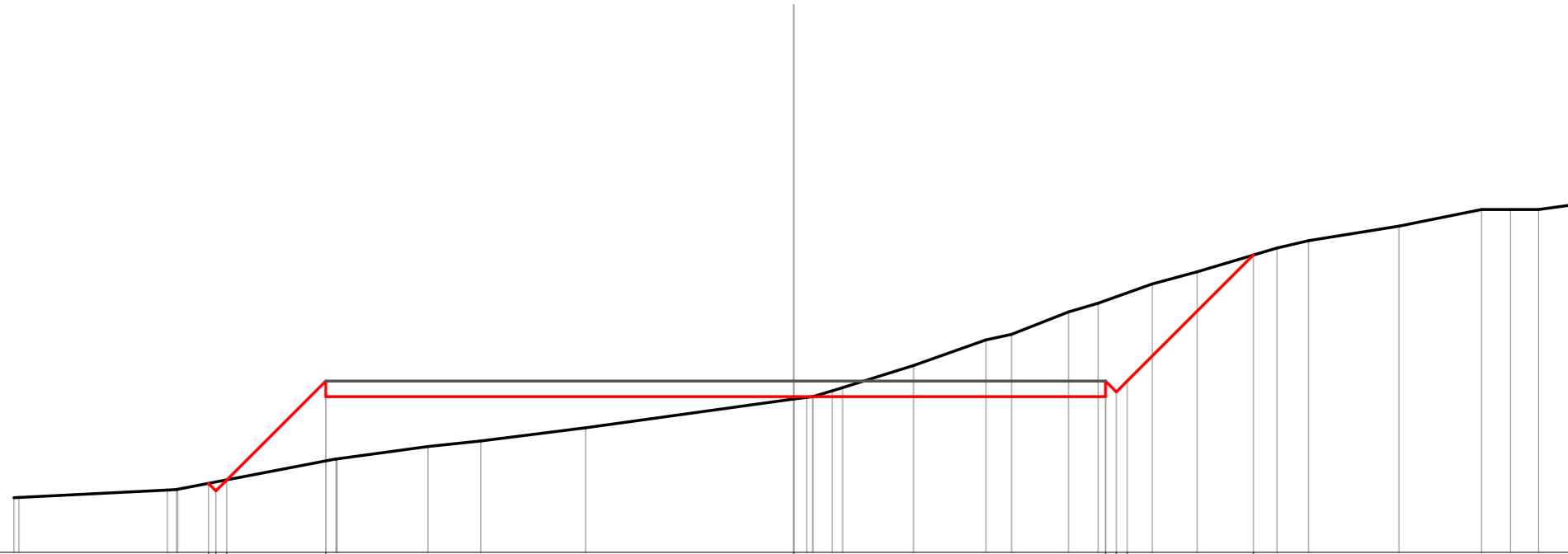


Quote	900.44 900.44 900.54	904.00	904.00	904.00	904.00 904.15 904.50	909.67
Parziali	0.35 0.35	3.96	15.00	10.00	0.35 0.35	5.17
Sviluppata Par.	0.35 0.49	5.60	15.00	10.00	0.49 0.49	7.32
Sviluppata	0.00 0.36 0.36	6.46	21.46	31.46 31.95 32.45	39.77	
Progressiva	-19.57 -18.96 -18.96	-15.00	0.00	10.00 10.35 10.70	15.87	
Dislivelli	0.00 0.36 -0.00	3.42	-0.95	-4.59 -4.54 -4.29	0.00	

Sezione: 5007
 Progressiva: 50.000
 Q. Progetto: 904.500

Scala H 1/200.00
 Scala V 1/200.00

899.00

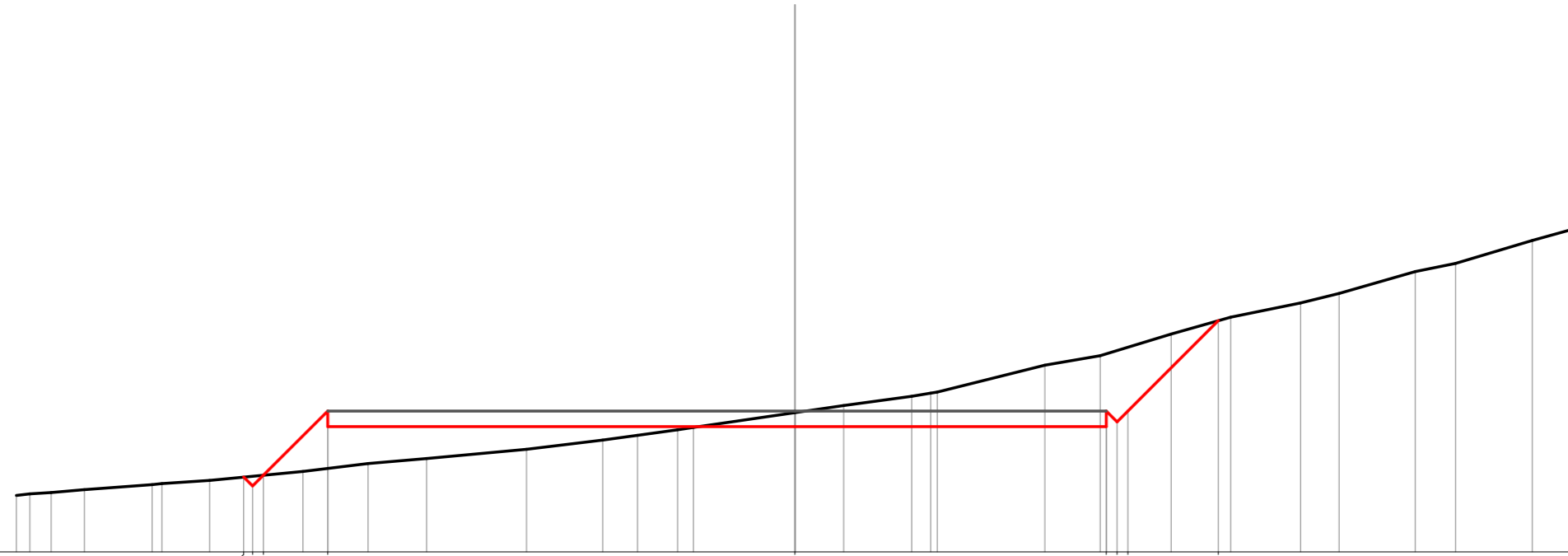


Quote	901.21	900.98	901.33	904.00	904.00	904.00	904.15	904.50	908.54
Parziali	0.34	0.35	3.17	15.00	10.00	0.35	0.35	4.04	
Sviluppata Par.	0.34	0.49	4.49	15.00	10.00	0.49	0.49	5.72	
Sviluppata	0.00	0.34	0.83	5.32	20.32	30.32	30.81	31.31	37.03
Progressiva	-18.76	-18.52	-18.17	-15.00	0.00	10.00	10.35	10.70	14.74
Dislivelli	0.00	-0.28	0.00	2.56	0.08	3.08	-3.06	-2.83	-0.00

Sezione: 5008
 Progressiva: 55.000
 Q. Progetto: 904.529

Scala H 1/200.00
 Scala V 1/200.00

900.00

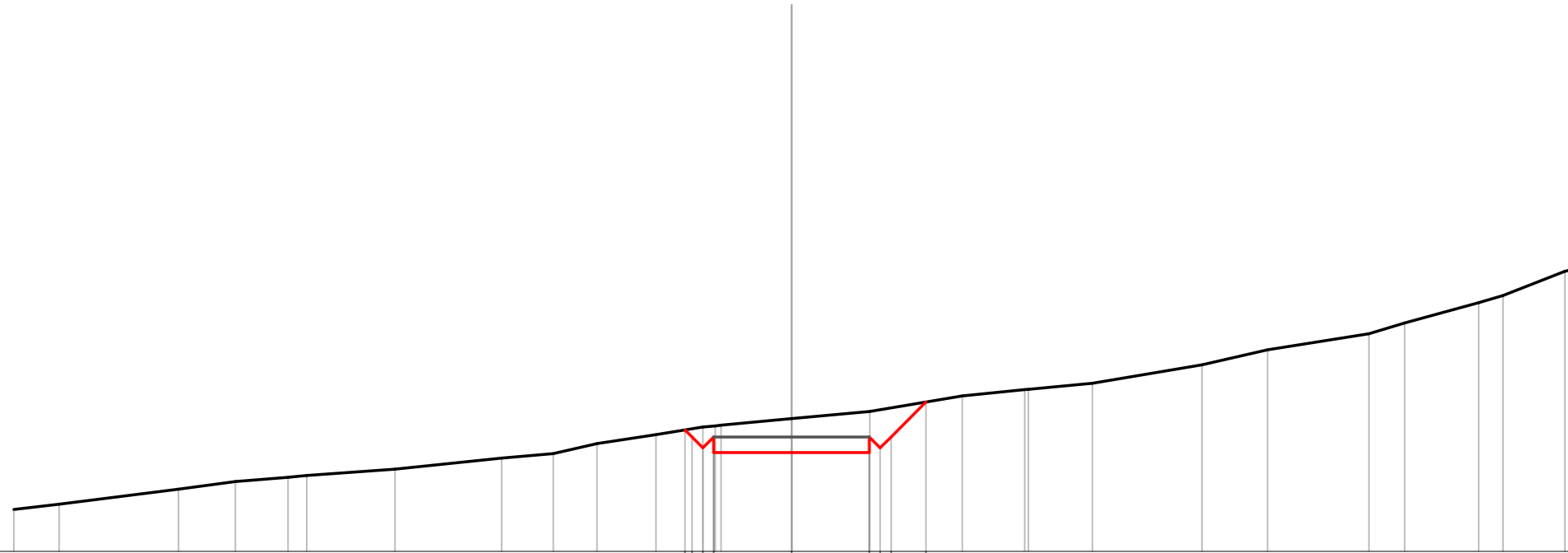


Quote		902.40	902.12	902.47	904.03	904.03	904.03	904.03	904.18	904.53	907.43
Parziali		0.00	0.35	2.06	15.00	10.00	0.35	2.90			
Sviluppata Par.		0.41	0.49	2.92	15.00	10.00	0.49	4.10			
Sviluppata		0.00	0.41	3.82	18.82		28.82	33.91			
Progressiva		-17.70	-17.41	-17.06	-15.00	0.00	10.00	13.60			
Dislivelli		0.00	-0.32	-0.00	1.84	-0.45	-2.33	0.00			

Sezione: 5009
 Progressiva: 60.000
 Q. Progetto: 904.679

Scala H 1/200.00
 Scala V 1/200.00

901.00

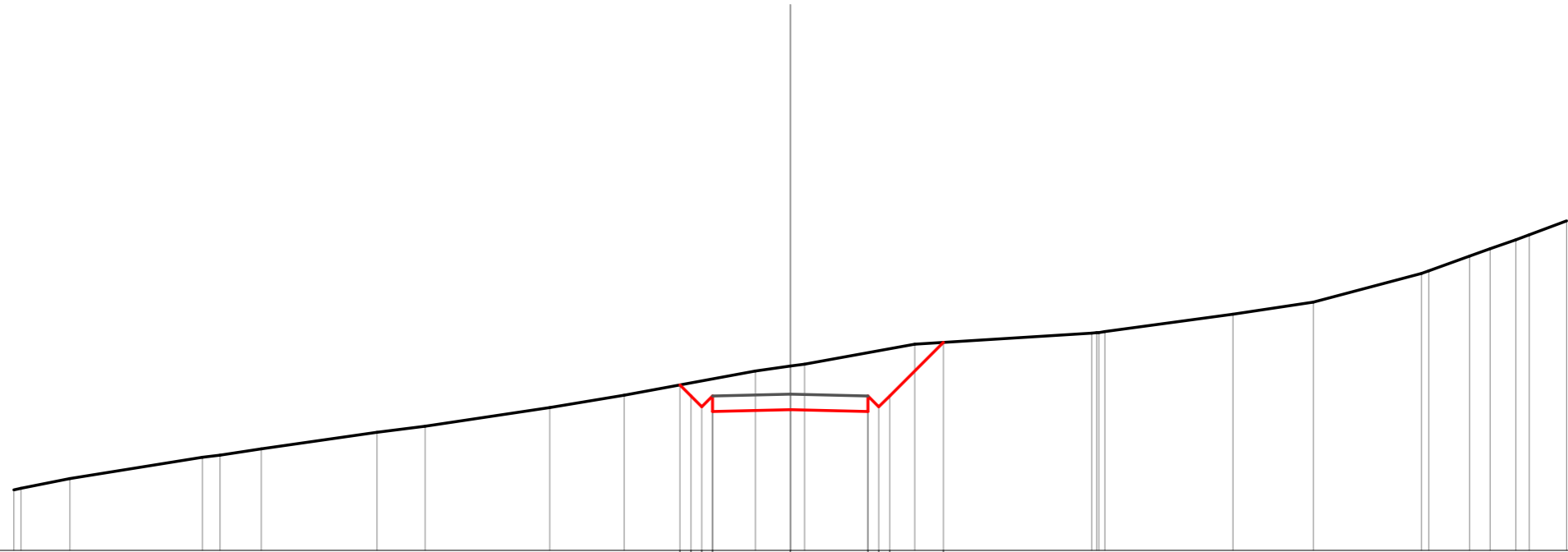



Quote		904.91	904.68	904.33	904.18	904.18	904.18	904.33	904.68	905.80
Parziali		0.00	0.33	0.35	2.50	2.50	0.35	0.35	1.12	
Sviluppata Par.		0.00	0.49	0.49	2.50	2.50	0.49	0.49	1.59	
Sviluppata		0.00	0.32	0.82	1.31	3.81	6.31	7.30	8.89	
Progressiva		-3.43	-3.20	-2.85	-2.50	0.00	2.50	3.20	4.32	
Dislivelli		0.00	-0.26	-0.67	-0.35	-1.09	-1.32	-1.23	-0.33	0.00

Sezione: 5010
 Progressiva: 70.000
 Q. Progetto: 905.036

Scala H 1/200.00
 Scala V 1/200.00

900.00

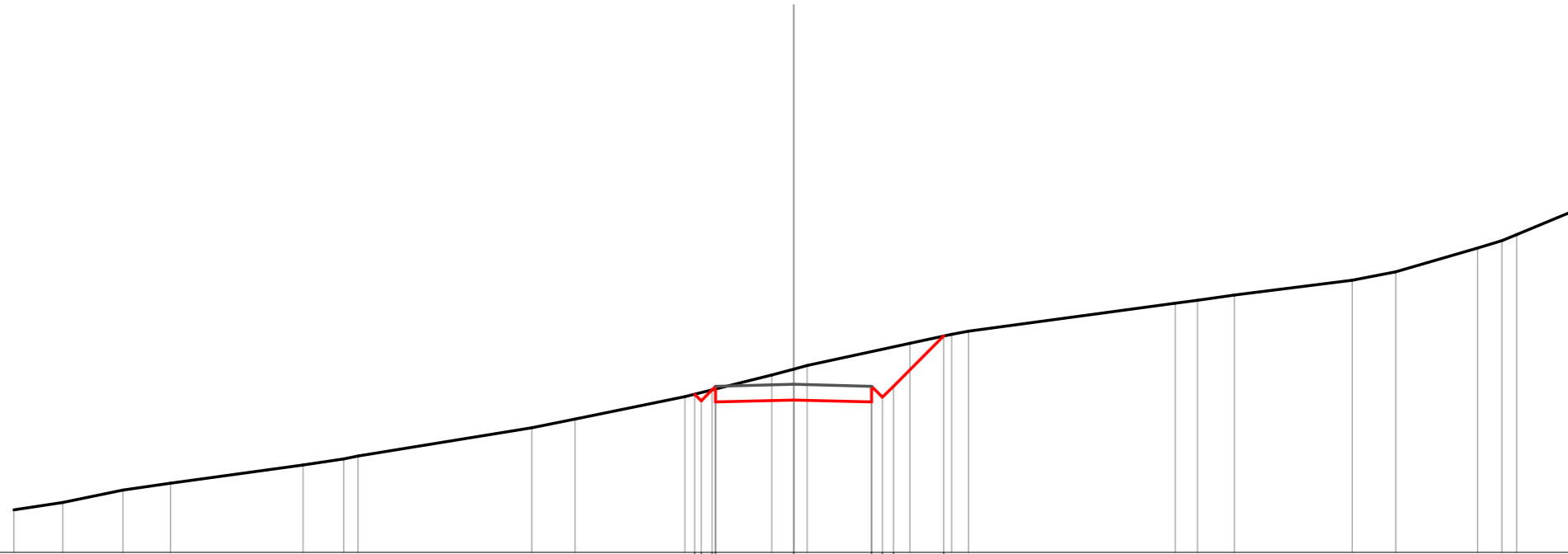


Quote		905.93		904.54		904.47		906.70
Parziali		0.36	2.50	2.50	0.35	1.73		
Sviluppata Par.		0.50	2.50	2.50	0.49	2.44		
Sviluppata		0.00	3.99	3.99	6.50	9.93		
Progressiva		-3.56	0.00	0.00	2.50	4.93		
Dislivelli		0.00	-1.40	-1.40	-1.90	0.00		

Sezione: 5011
 Progressiva: 80.000
 Q. Progetto: 905.393

Scala H 1/200.00
 Scala V 1/200.00

900.00

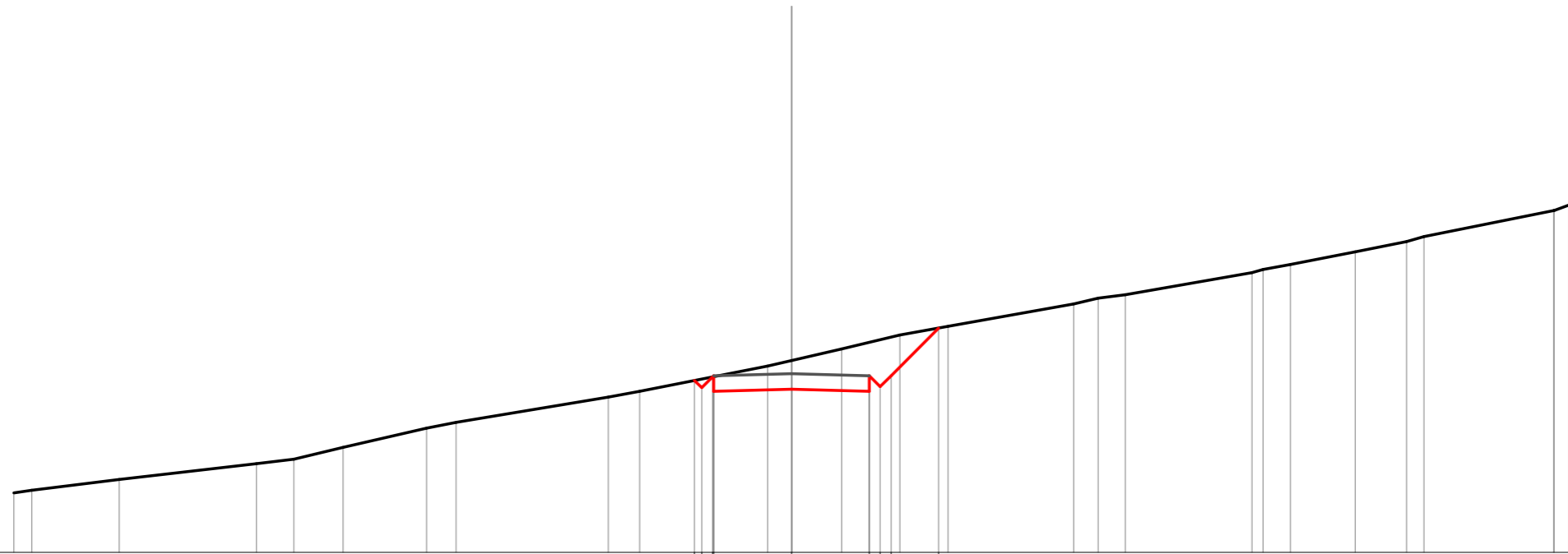


Quote			905.08	904.87	904.83	904.89	904.83	904.99	906.94
Parziali			0.31	0.35	2.50	2.50	0.35	0.35	1.61
Sviluppata Par.			0.38	0.49	2.50	2.50	0.49	0.49	2.28
Sviluppata			0.00	0.30	0.98	3.45	5.96	6.45	9.23
Progressiva			-3.17	-2.96	-2.50	0.00	2.50	2.55	4.81
Dislivelli			0.00	-0.26	0.09	-0.99	-1.61	-1.54	-0.00

Sezione: 5012
 Progressiva: 90.000
 Q. Progetto: 905.750

Scala H 1/200.00
 Scala V 1/200.00

900.00

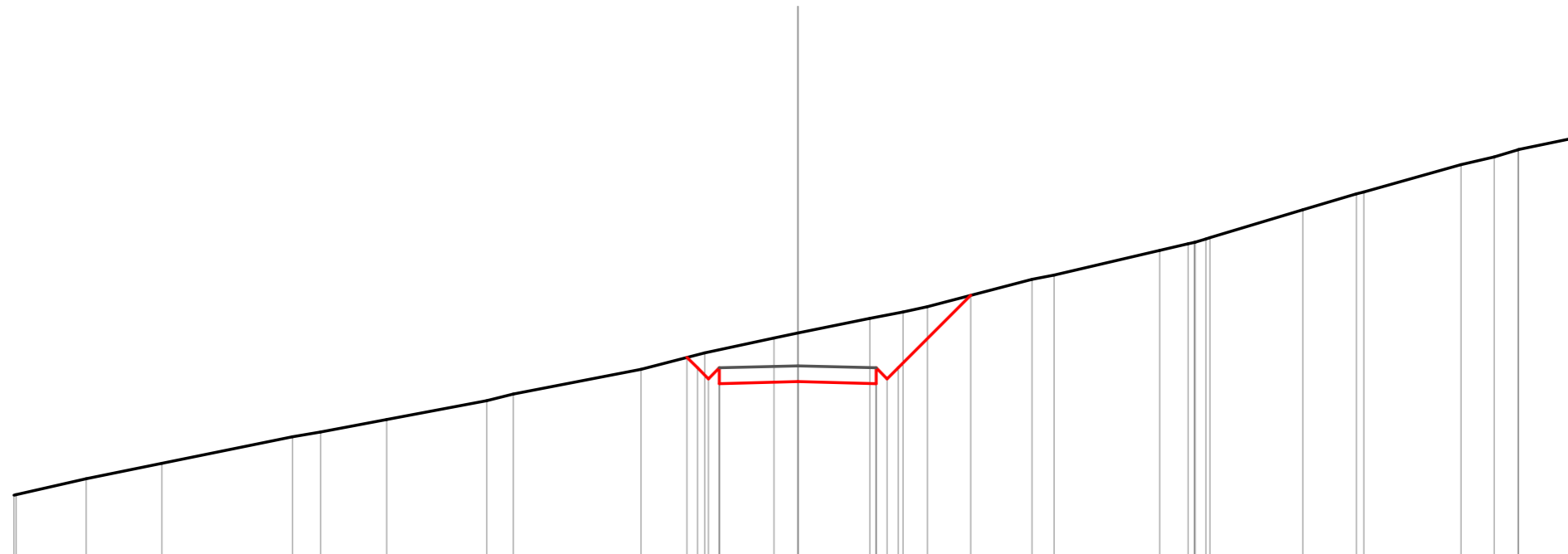


Quote		905.54	905.30	905.19	905.25	905.19	905.38	905.69	907.22
Parziali		0.35	2.50	2.50	0.35	1.53			
Sviluppata Par.		0.49	2.50	2.50	0.49	2.17			
Sviluppata		0.00	0.33	0.88	3.38	5.88	6.38	6.87	9.04
Progressiva		-3.12	-2.89	-2.50	0.00	2.50	2.85	3.20	4.73
Dislivelli		0.00	-0.28	0.03	-0.93	-1.58	-1.21	-1.24	0.00

Sezione: 5013
 Progressiva: 100.000
 Q. Progetto: 906.107

Scala H 1/200.00
 Scala V 1/200.00

900.00

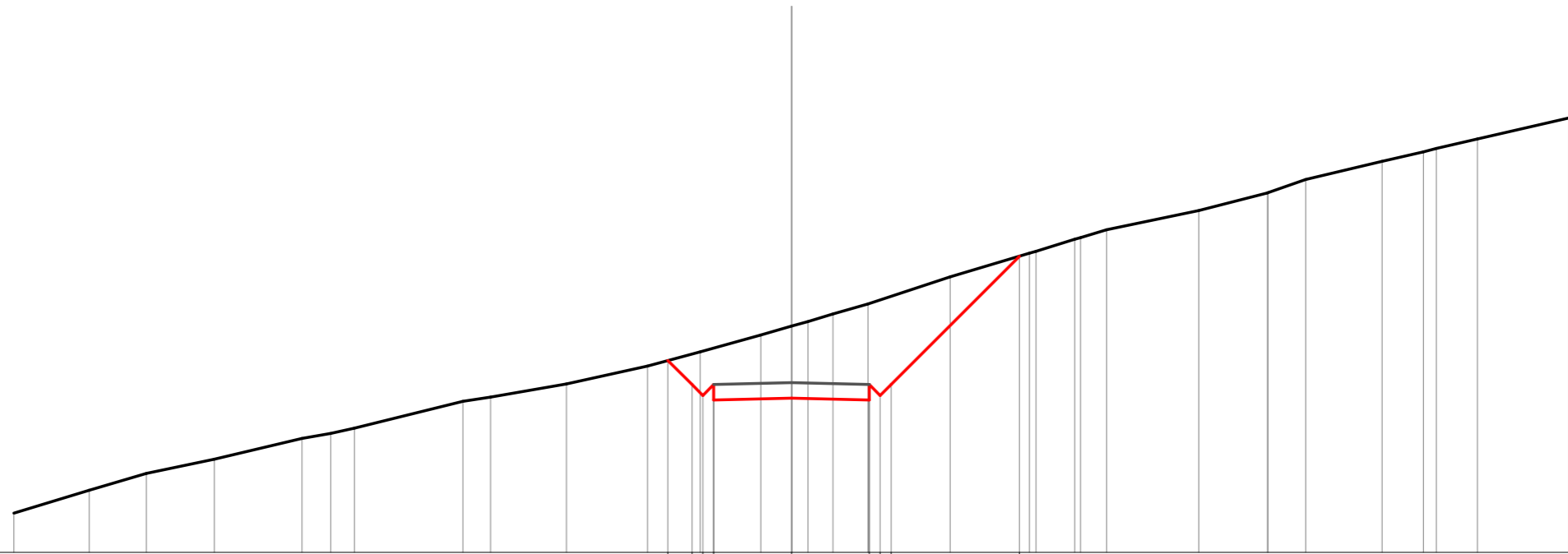


Quote		906.38	906.04	905.69	905.54	905.61	905.54	905.69	906.04	908.36
Parziali		0.33	0.35	0.35	0.35	2.50	2.50	0.35	0.35	2.31
Sviluppata Par.		0.67	0.70	0.70	0.70	2.50	2.50	0.49	0.49	3.27
Sviluppata		0.00	0.47	0.96	1.46	3.96	6.46	6.96	7.46	10.72
Progressiva		-3.53	-3.20	-2.85	-2.50	0.00	2.50	2.85	3.20	5.51
Dislivelli		-0.00	-0.42	-0.85	-0.58	-1.55	-2.12	-2.04	-1.73	0.00

Sezione: 5014
 Progressiva: 110.000
 Q. Progetto: 906.464

Scala H 1/200.00
 Scala V 1/200.00

901.00

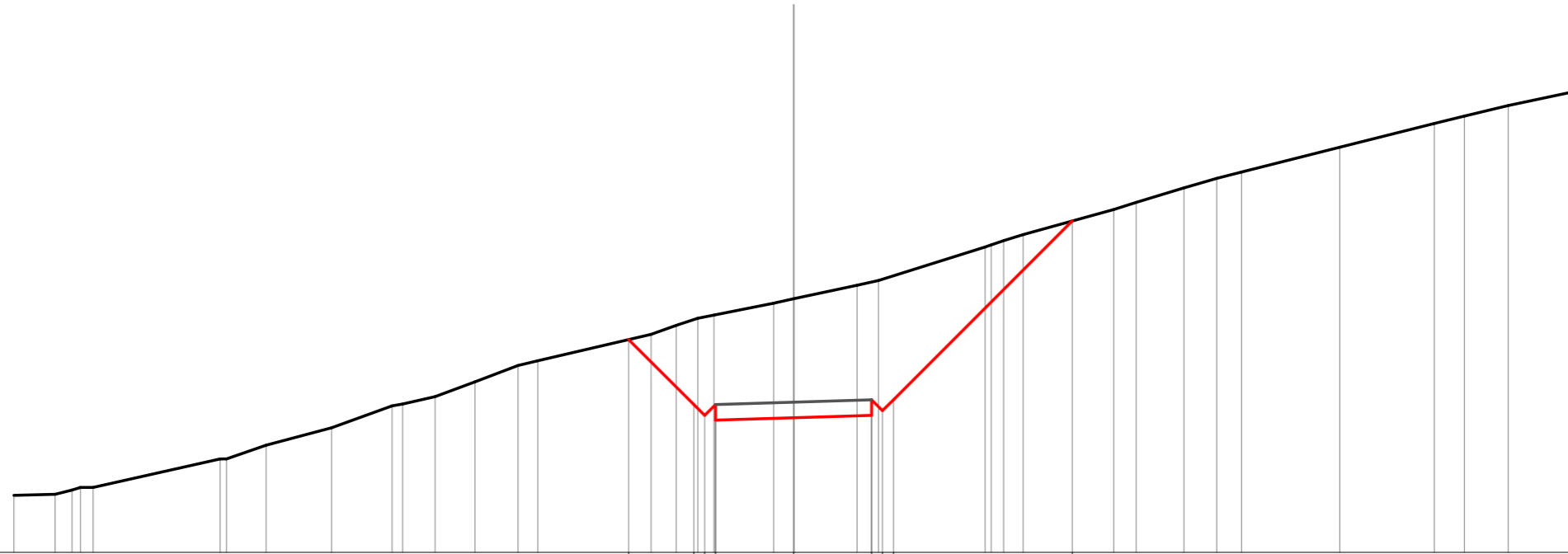


Quote				907.18	906.40	906.05	905.90		905.96		905.90	906.05	906.40		910.53
Parziali				0.77	0.35	0.35	2.50		2.50		0.35	0.35	4.13		
Sviluppata Par.				1.09	0.70	0.70	2.50		2.50		0.70	0.70	5.84		
Sviluppata				0.00	1.09	1.59	2.08		4.59		7.09	8.08	13.91		
Progressiva				-3.97	-3.20	-2.85	-2.50		0.00		2.50	2.85	3.20		7.33
Dislivelli				0.00	-0.98	-1.43	-1.18		-2.32		-3.11	-3.08	-2.84		0.00

Sezione: 5015
 Progressiva: 120.000
 Q. Progetto: 906.822

Scala H 1/200.00
 Scala V 1/200.00

902.00

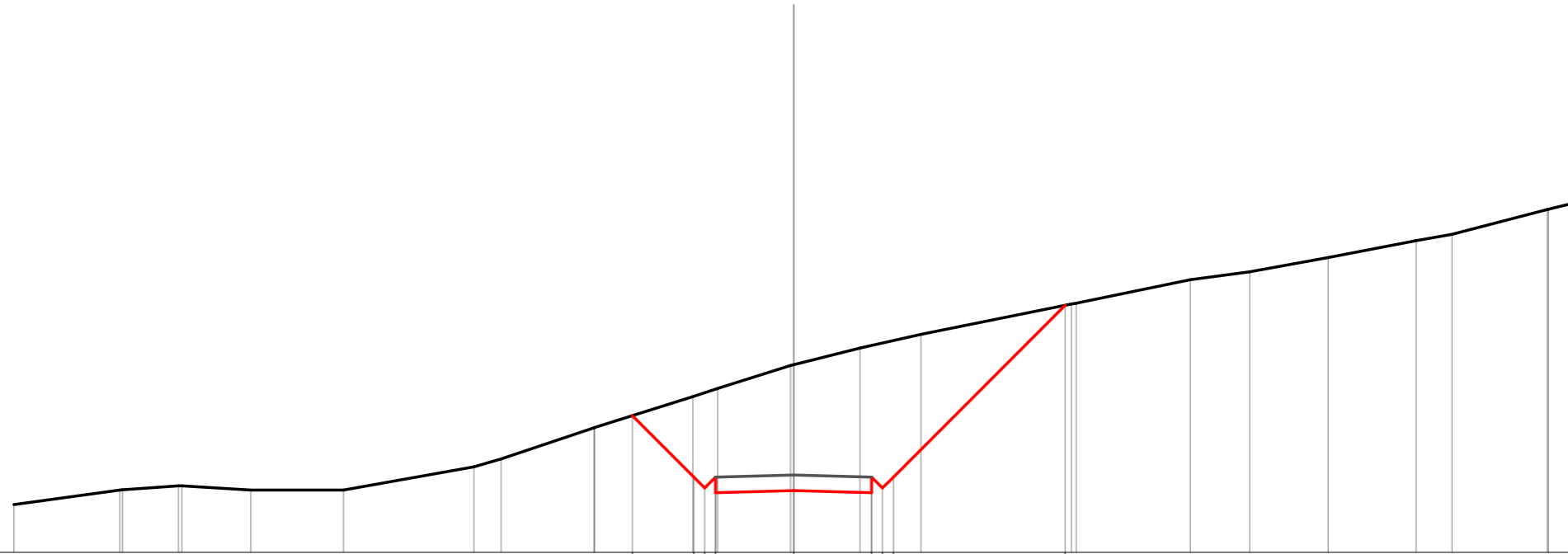



Quote		908.83	906.75 906.40 906.25	906.32	906.40 906.55 906.90	912.64	
Parziali		2.08	0.35 0.35	2.50	2.50 0.35 0.35	5.74	
Sviluppata Par.		2.95	0.49 0.49	2.50	2.50 0.49 0.49	8.12	
Sviluppata		0.00	2.95 3.44 3.94	6.44	8.94 9.44 9.93	18.05	
Progressiva		-5.28	-3.20 -2.85 -2.50	0.00	2.50 2.85 3.20	8.94	
Dislivelli		-0.00	-2.72 -3.16 -2.88	-3.81	-4.28 -4.72 -3.98	-0.00	

Sezione: 5016
 Progressiva: 130.000
 Q. Progetto: 907.482

Scala H 1/200.00
 Scala V 1/200.00

905.00

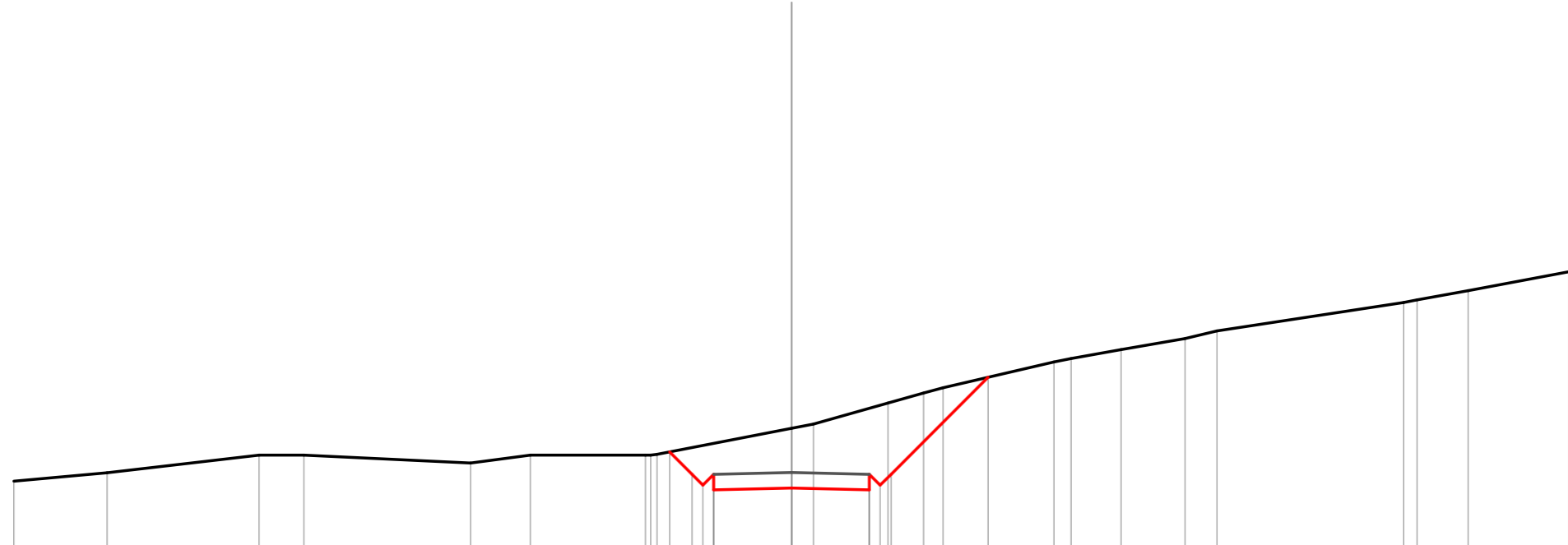



Quote		909.39	907.42 907.07 906.92	906.98	906.92 907.42	912.93
Parziali		1.97	0.35 0.35	2.50	2.50 0.35 0.35	5.51
Sviluppata Par.		2.78	0.49 0.49	2.50	2.50 0.49 0.49	7.79
Sviluppata		0.00	2.78 3.28 3.77	6.27	8.77 9.27 9.76	17.56
Progressiva		-5.17	-3.20 -2.85 -2.50	0.00	2.50 2.55 3.20	8.71
Dislivelli		-0.00	-2.59 -3.05 -2.82	-4.04	-4.72 -4.95 -4.38	-0.00

Sezione: 5017
 Progressiva: 140.000
 Q. Progetto: 908.445

Scala H 1/200.00
 Scala V 1/200.00

906.00

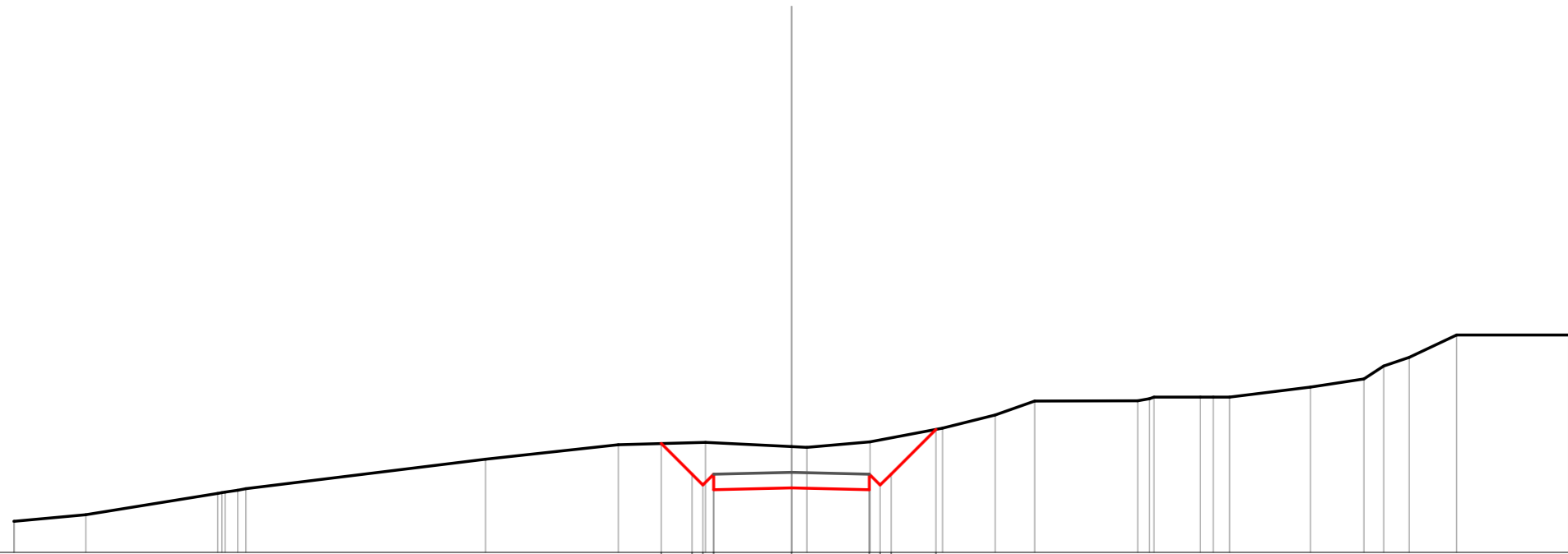



Quote				909.10	908.38	908.03	907.88		907.94		907.88	908.03	908.38	911.51
Parziali				0.72	0.35	0.35	2.50		2.50		0.35	0.35	3.12	
Sviluppata Par.				1.02	0.49	0.49	2.50		2.50		0.49	0.49	4.42	
Sviluppata				0.00	1.02	1.51	2.01		4.51		7.01	8.00	12.42	
Progressiva				-3.92	-3.20	-2.85	-2.50		0.00		2.50	2.55	3.20	6.32
Dislivelli				-0.00	-0.86	-1.28	-1.00		-1.92		-2.63	-2.38	-2.33	-0.00

Sezione: 5018
 Progressiva: 150.000
 Q. Progetto: 909.581

Scala H 1/200.00
 Scala V 1/200.00

907.00

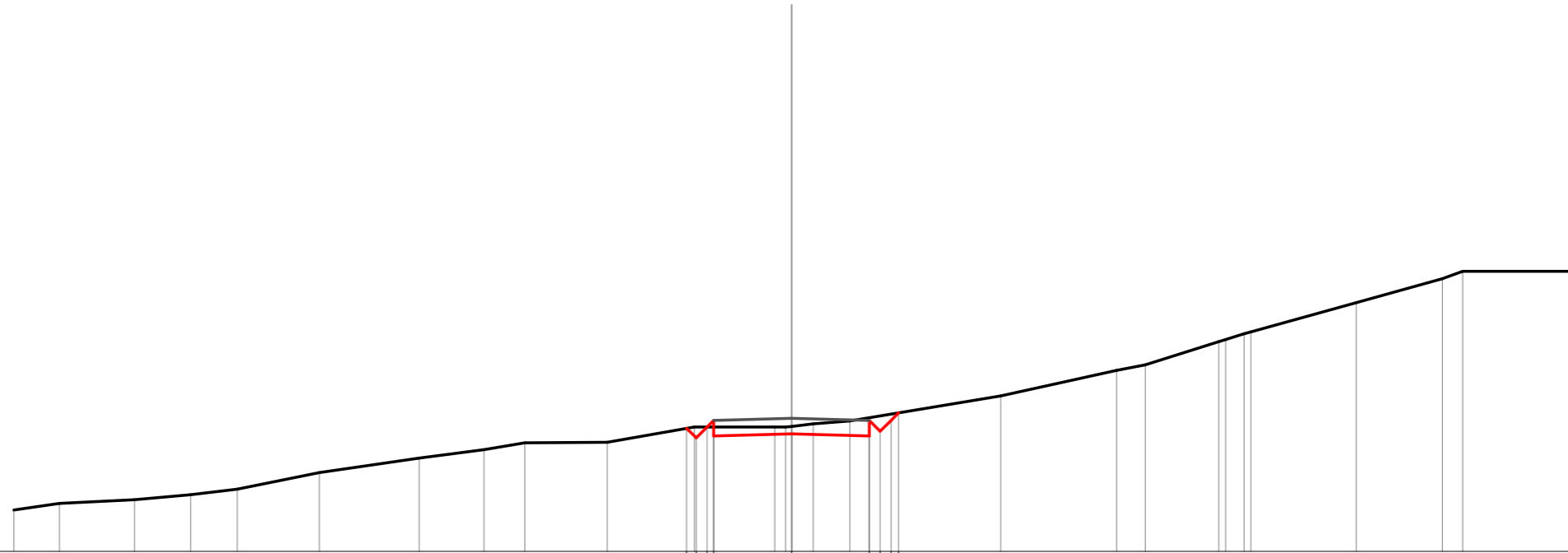



Quote			910.51	909.52	909.17	909.02		909.08		909.02	909.17	909.52	910.96
Parziali			0.99	0.35	0.35	2.50		2.50		0.35	0.35	1.44	
Sviluppata Par.			1.40	0.70	0.70	2.50		2.50		0.70	0.70	2.04	
Sviluppata			0.00	1.40	1.89	2.39		4.89		7.39	8.38	10.42	
Progressiva			-4.19	-3.20	-2.85	-2.50		0.00		2.50	2.85	3.20	4.64
Dislivelli			0.00	-1.01	-1.37	-1.01		-1.33		-1.54	-1.45	-1.17	0.00

Sezione: 5019
 Progressiva: 160.000
 Q. Progetto: 911.277

Scala H 1/200.00
 Scala V 1/200.00

907.00

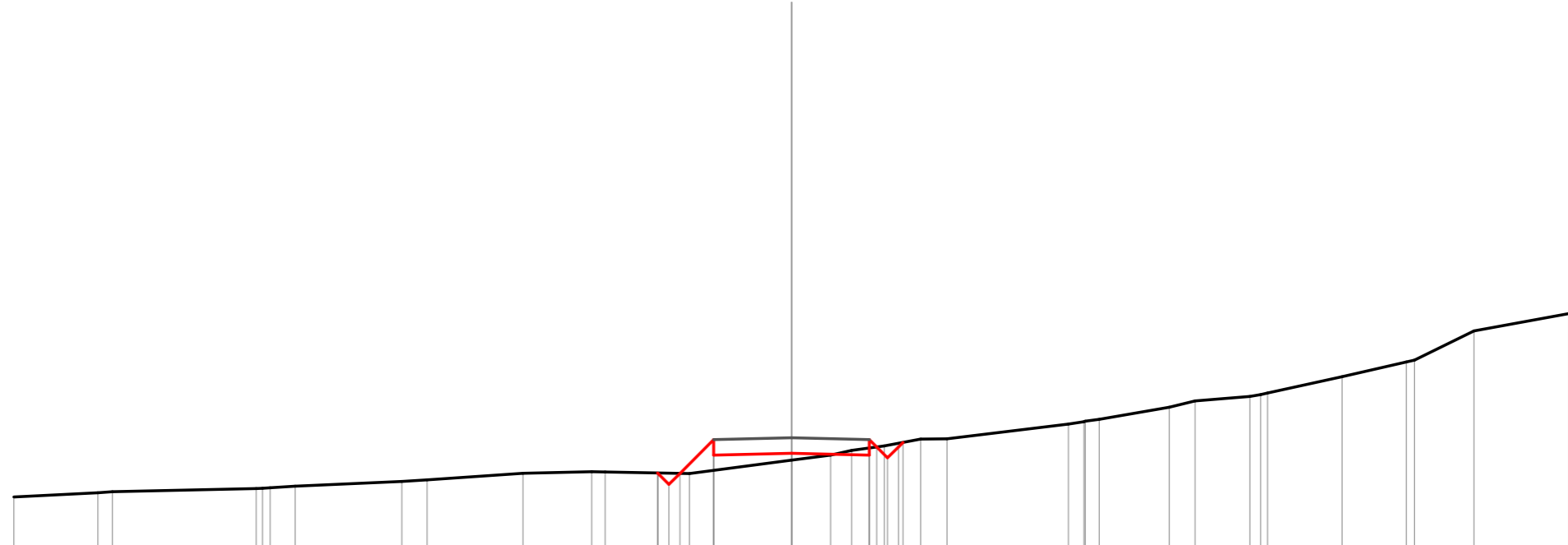



Quote		910.96	910.65	910.71	910.78	910.71	910.86	911.46
Parziali		0.31	0.35	2.50	2.50	0.35	0.35	0.34
Sviluppata Par.		0.49	0.49	2.50	2.50	0.49	0.49	0.34
Sviluppata		0.00	0.43	0.23	3.73	6.23	7.22	7.56
Progressiva		-3.37	-3.06	-2.50	0.00	2.50	2.85	3.44
Dislivelli		0.00	-0.35	0.21	-0.24	-0.59	-0.49	-0.00

Sezione: 5020
 Progressiva: 170.000
 Q. Progetto: 913.563

Scala H 1/200.00
 Scala V 1/200.00

910.00

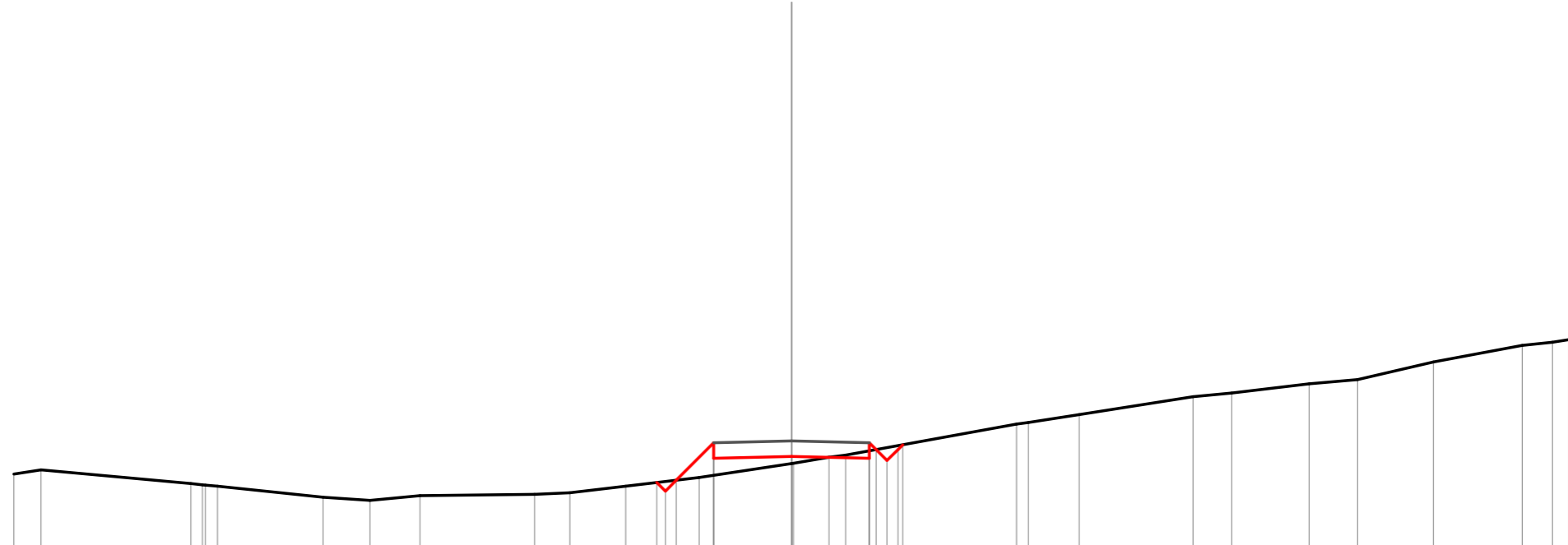



Quote		912.41	912.41	912.41	913.00	913.06	913.00	913.26	912.81	913.41
Parziali		0.36	0.49	1.09	2.50	2.50	0.54	0.49	0.55	
Sviluppata Par.		0.49	0.49	1.54	2.50	2.50	0.54	0.49	0.55	
Sviluppata		0.00	0.99	2.53	5.03	7.53	7.87	8.36	8.86	
Progressiva		-4.30	-3.89	-2.50	0.00	2.50	2.74	3.09	3.58	
Dislivelli		-0.00	0.06	0.00	0.99	0.23	-0.23	0.00	-0.40	-0.00

Sezione: 5021
 Progressiva: 180.000
 Q. Progetto: 916.461

Scala H 1/200.00
 Scala V 1/200.00

913.00

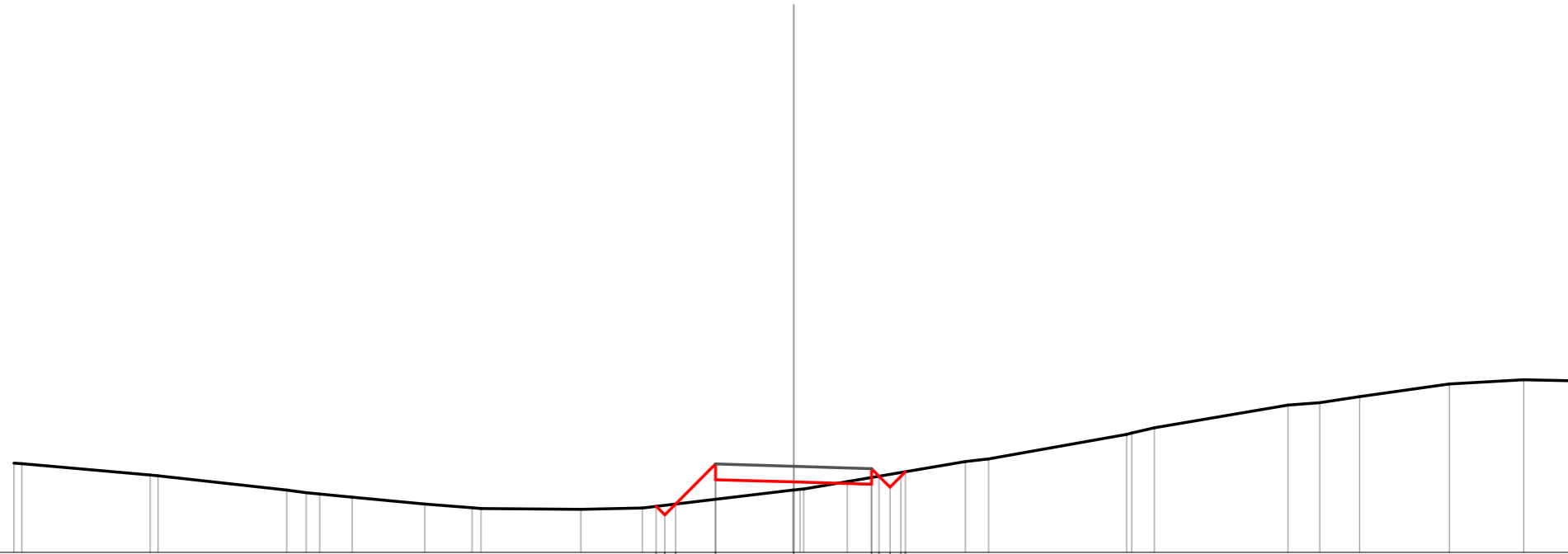


Quote		915.12	914.84	915.19	915.90	915.96	915.90	916.18	915.83	916.33
Parziali		0.26	0.35	1.21	2.50	2.50	0.22	0.35	0.35	
Sviluppata Par.		0.39	0.49	1.70	2.50	2.50	0.31	0.49	0.49	
Sviluppata		0.00	0.39	0.88	2.59	5.09	7.59	7.90	8.40	8.89
Progressiva		-4.33	-4.06	-3.71	-2.50	0.00	2.50	2.72	3.07	3.58
Dislivelli		0.00	-0.31	-0.00	1.05	0.23	-0.24	0.00	-0.41	-0.00

Sezione: 5022
 Progressiva: 190.000
 Q. Progetto: 919.761

Scala H 1/200.00
 Scala V 1/200.00

917.00

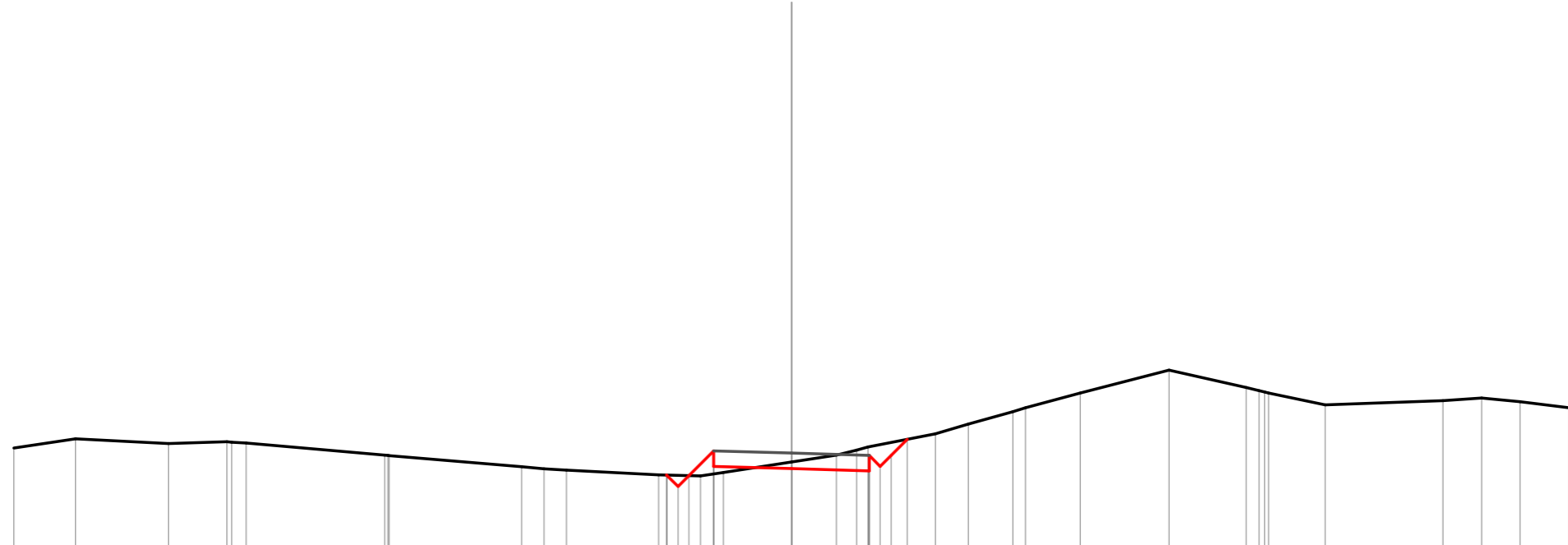


Quote		918.48	918.21	918.56	919.34	919.26	919.19	919.44	919.09	919.59
Parziali		0.35	0.35	1.28	2.50	2.50	0.35	0.35	0.35	0.35
Sviluppata Par.		0.35	0.49	1.81	2.50	2.50	0.35	0.49	0.49	0.35
Sviluppata		0.00	0.39	0.89	2.70	5.20	7.70	8.04	8.53	8.93
Progressiva		-4.41	-4.13	-3.78	-2.50	0.00	2.50	2.74	3.09	3.59
Dislivelli		0.00	-0.31	-0.00	1.13	0.26	-0.22	0.00	-0.41	0.00

Sezione: 5023
 Progressiva: 200.000
 Q. Progetto: 923.065

Scala H 1/200.00
 Scala V 1/200.00

920.00

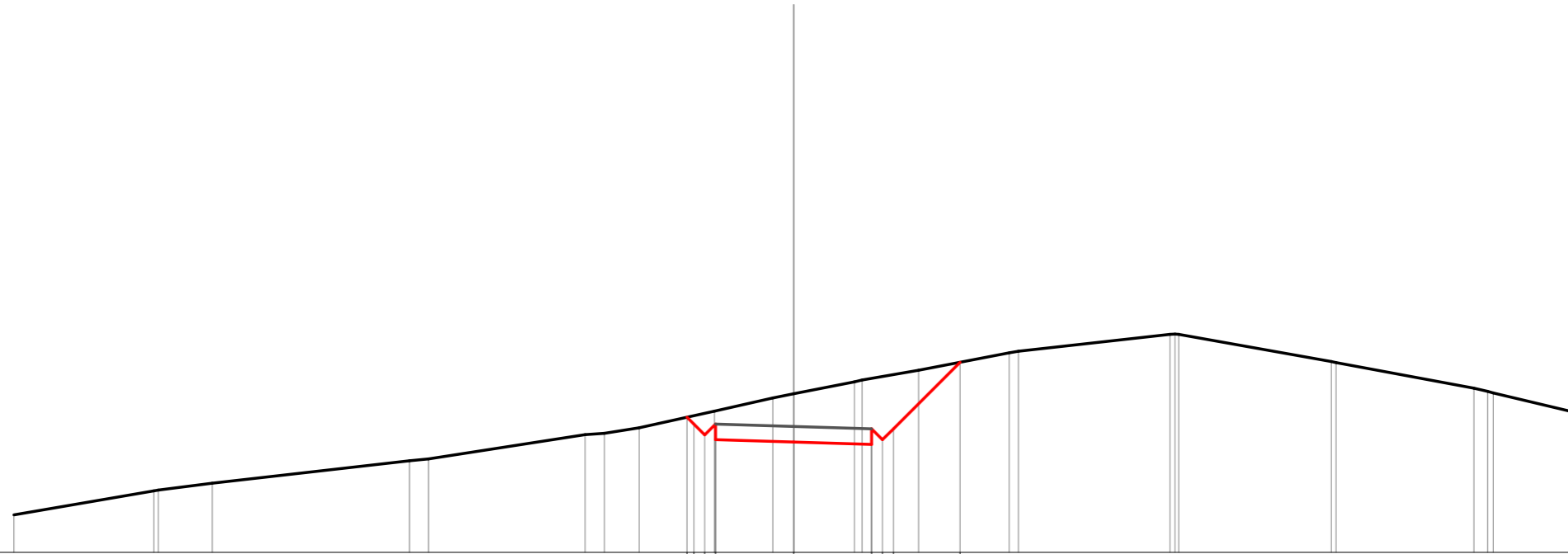


Quote		922.36	922.34	922.34	922.57	922.49	922.89	923.51
Parziali		0.35	0.35	0.80	2.50	2.50	0.35	0.52
Sviluppata Par.		0.49	0.49	1.13	2.50	2.50	0.49	0.73
Sviluppata		0.00	0.03	0.52	4.65	7.15	8.64	8.87
Progressiva		-4.02	-4.00	-3.85	0.00	2.50	3.20	3.72
Dislivelli		0.00	-0.02	0.00	-0.21	-0.78	-0.40	0.00

Sezione: 5024
 Progressiva: 210.000
 Q. Progetto: 926.042

Scala H 1/200.00
 Scala V 1/200.00

922.00

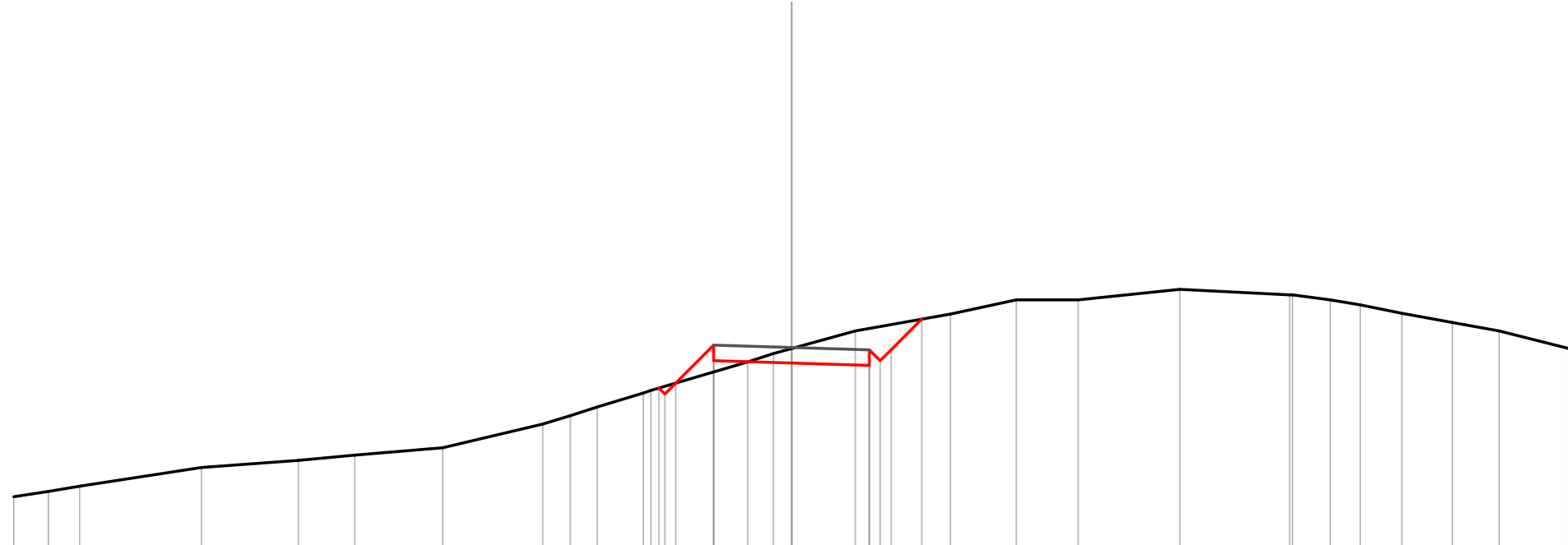



Quote		926.94	926.12	925.77	925.62	925.54	925.47	925.37	928.10	
Parziali		0.00	0.82	0.35	0.35	2.50	2.50	0.35	0.35	2.13
Sviluppata Par.		0.00	0.49	0.49	0.49	2.50	2.50	0.49	0.49	3.02
Sviluppata		0.00	0.31	0.81	1.30	3.80	6.30	7.29	10.31	
Progressiva		-3.42	-3.20	-2.85	-2.50	0.00	2.50	3.20	5.33	
Dislivelli		0.00	-0.27	-0.70	-0.42	-1.55	-2.12	-2.03	-1.74	-0.00

Sezione: 5025
 Progressiva: 220.000
 Q. Progetto: 928.464

Scala H 1/200.00
 Scala V 1/200.00

922.00

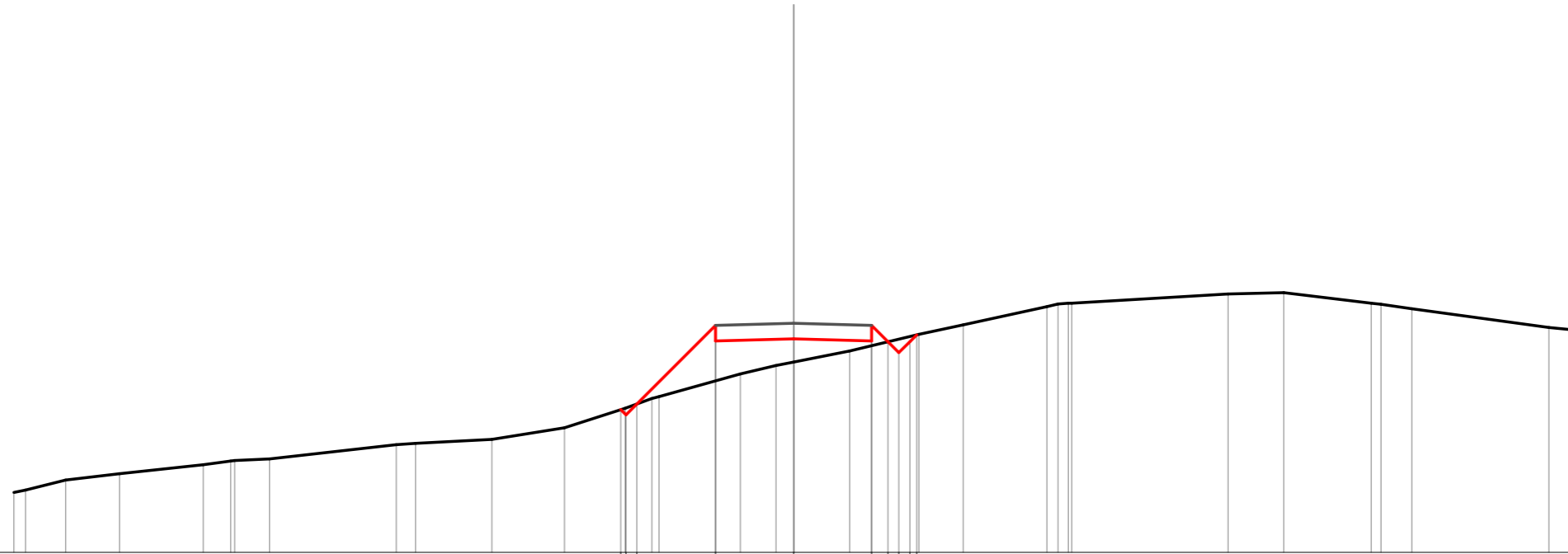



Quote		927.16	926.97	927.32	928.04	927.96	927.89	928.09	929.37
Parziali		0.00	0.35	1.22	2.50	2.50	0.35	0.35	0.99
Sviluppata Par.		0.00	0.49	1.73	2.50	2.50	0.49	0.49	1.39
Sviluppata		0.00	0.27	0.76	2.49	4.99	7.49	7.49	8.48
Progressiva		-4.26	-4.07	-3.72	-2.50	0.00	2.50	2.50	3.20
Dislivelli		-0.00	-0.25	-0.00	0.86	-0.47	-1.19	-1.10	-0.81

Sezione: 5026
 Progressiva: 230.000
 Q. Progetto: 930.350

Scala H 1/200.00
 Scala V 1/200.00

923.00

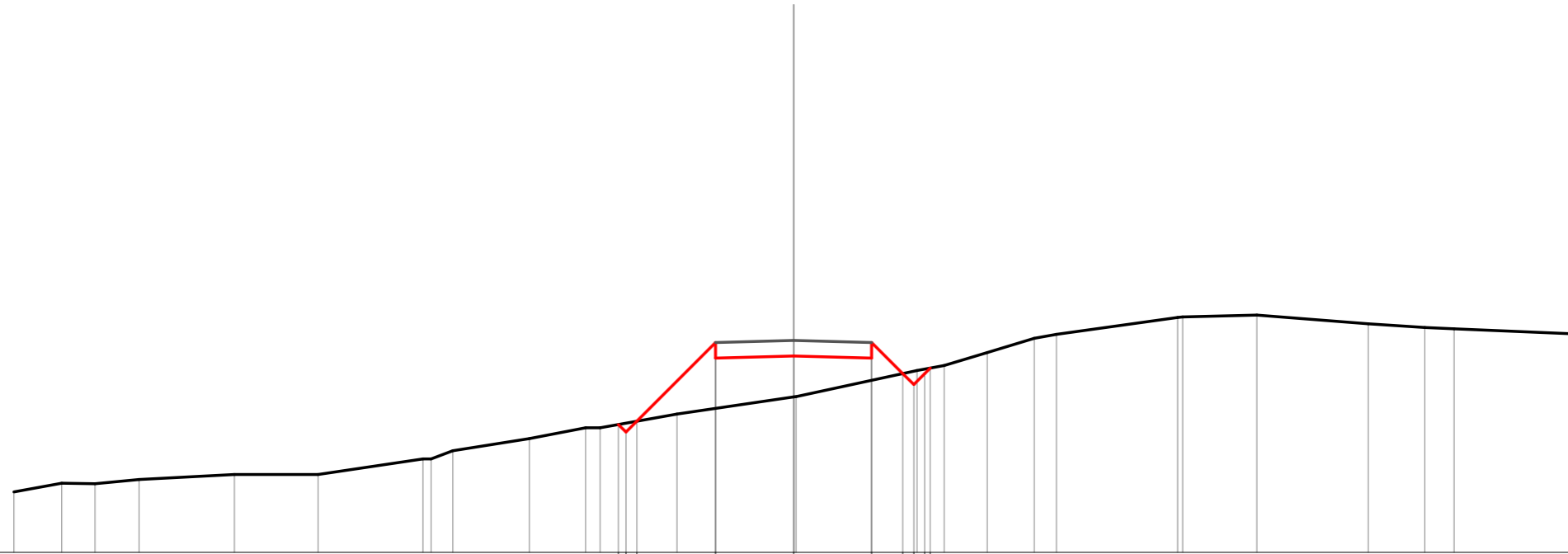



Quote		927.58	927.76	929.79	929.85	929.79	929.76	929.41	929.98
Parziali		0.35	2.52	2.50	2.50	0.52	0.35	0.35	0.32
Sviluppata Par.		0.49	3.57	2.50	2.50	0.74	0.49	0.49	0.31
Sviluppata		0.00	0.24	4.30	6.80	9.30	10.04	10.54	11.03
Progressiva		-5.54	-5.02	-2.50	0.00	2.50	3.02	3.37	3.95
Dislivelli		0.00	-0.00	1.78	0.74	0.15	-0.00	-0.43	0.00

Sezione: 5027
 Progressiva: 240.000
 Q. Progetto: 931.800

Scala H 1/200.00
 Scala V 1/200.00

925.00

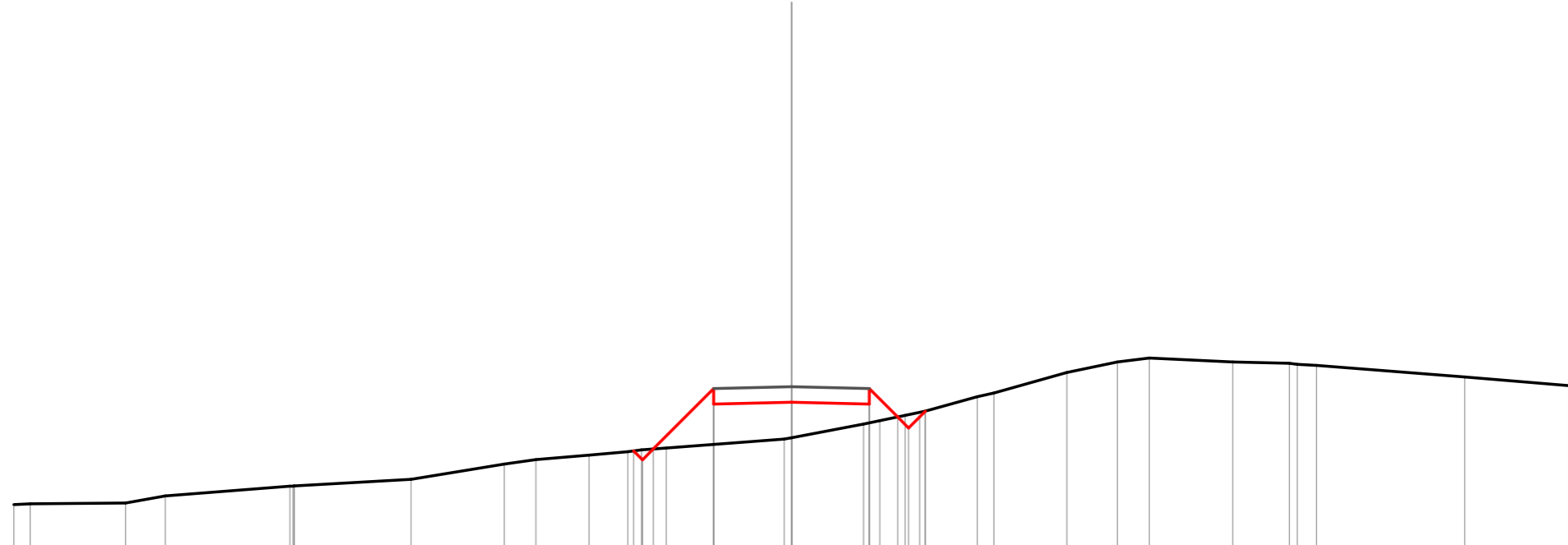



Quote		929.10	928.96	929.21	931.24	931.30	931.24	930.74	930.39	930.91
Parziali		0.00	0.34	0.84	2.53	2.50	2.50	1.00	0.35	0.52
Sviluppata Par.		0.00	0.34	0.84	3.57	2.50	2.50	1.42	0.70	0.70
Sviluppata		0.00	0.34	0.84	4.41	6.91	9.41	10.83	11.33	11.82
Progressiva		-5.62	-5.38	-5.03	-2.50	0.00	2.50	3.50	3.85	4.38
Dislivelli		0.00	-0.28	0.00	2.11	1.31	0.72	0.00	-0.43	0.00

Sezione: 5028
 Progressiva: 250.000
 Q. Progetto: 933.204

Scala H 1/200.00
 Scala V 1/200.00

928.00

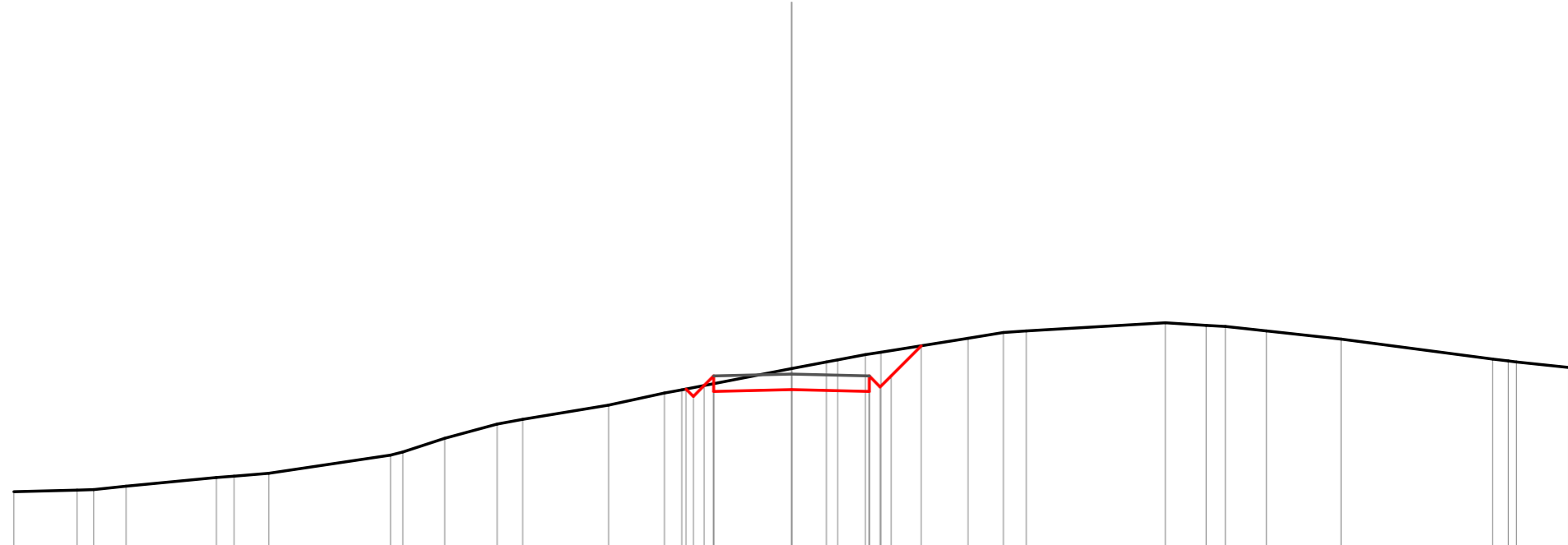


Quote		931.14	930.85	931.20	932.64	932.70	932.64	932.23	931.88	932.42
Parziali		0.35	0.35	1.94	2.50	2.50	0.92	0.35	0.35	0.35
Sviluppata Par.		0.41	0.49	2.74	2.50	2.50	1.30	0.49	0.49	0.49
Sviluppata		0.00	0.41	0.90	3.65	6.15	8.65	9.94	10.44	10.93
Progressiva		-5.08	-4.79	-4.44	-2.50	0.00	2.50	3.42	3.77	4.31
Dislivelli		0.00	-0.33	0.00	1.80	1.14	0.60	0.00	-0.42	0.00

Sezione: 5029
 Progressiva: 260.000
 Q. Progetto: 934.608

Scala H 1/200.00
 Scala V 1/200.00

929.00

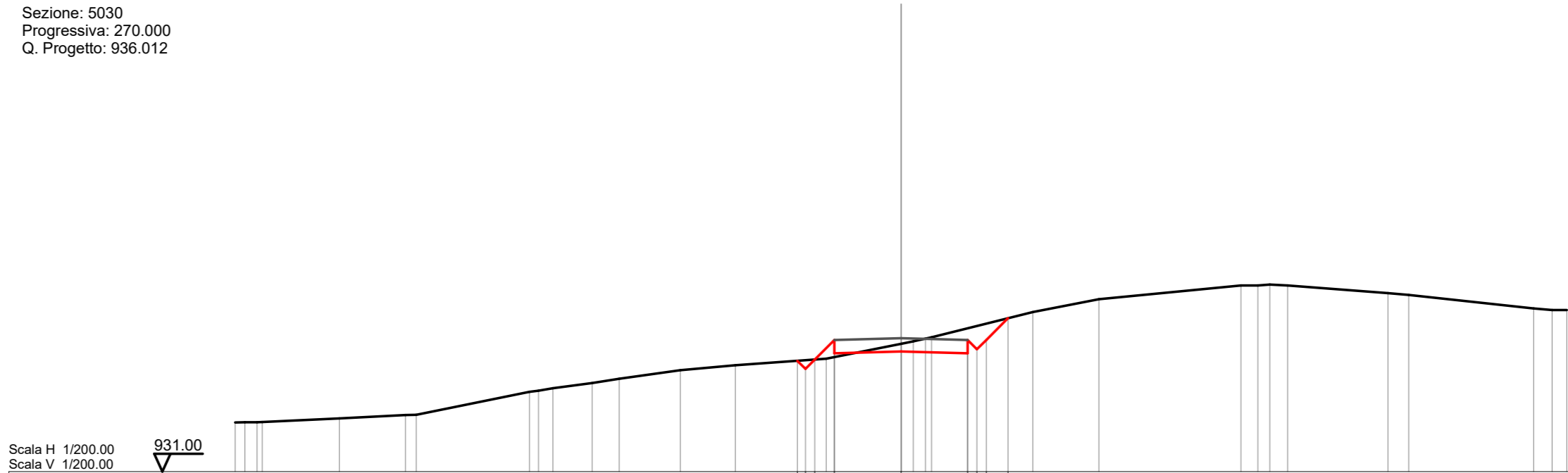



Quote		934.13	933.89	934.05	934.11	934.05	934.50	934.50	935.52
Parziali		0.00	0.34	0.35	2.50	2.50	0.35	0.35	0.97
Sviluppata Par.		0.00	0.49	0.49	2.50	2.50	0.49	0.49	1.38
Sviluppata		0.00	0.33	0.83	3.76	6.26	7.26	7.26	8.63
Progressiva		-3.39	-3.15	-2.50	0.00	2.50	2.50	3.20	4.17
Dislivelli		0.00	-0.28	0.25	-0.67	-1.21	-1.11	-0.82	0.00

Sezione: 5030
 Progressiva: 270.000
 Q. Progetto: 936.012

Scala H 1/200.00
 Scala V 1/200.00

931.00

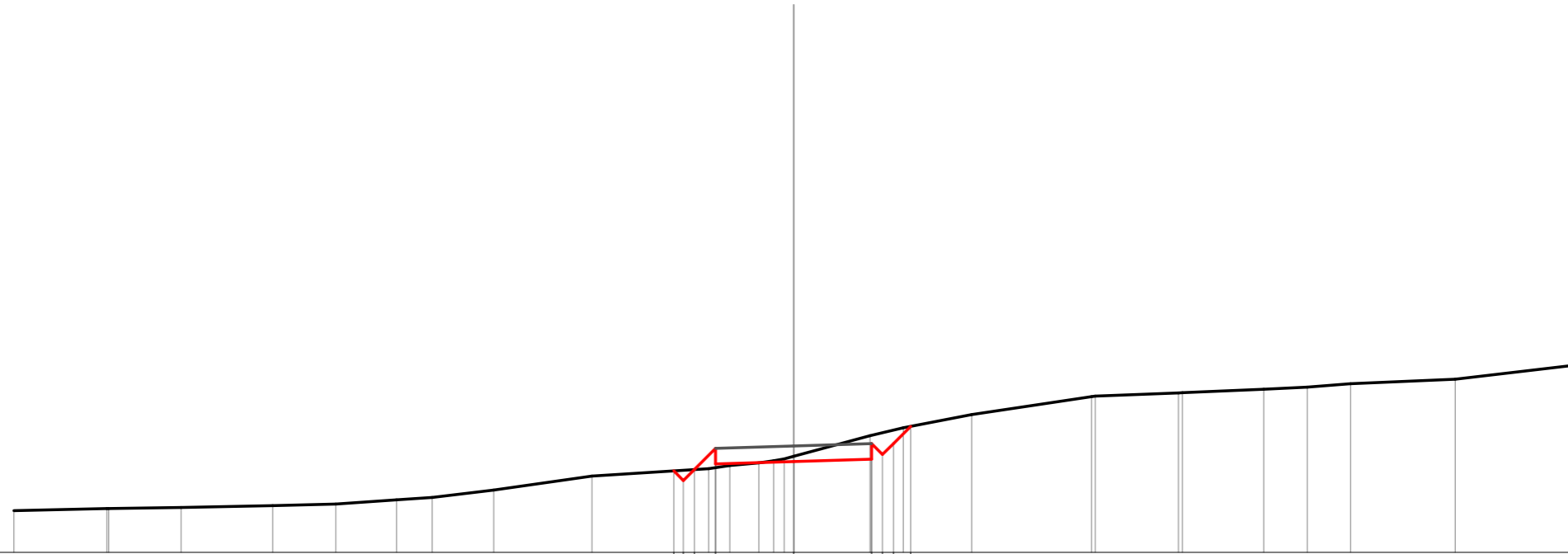


Quote		935.16		935.51		936.77
Parziali		0.30	0.35	2.50	2.50	0.35
Sviluppata Par.		0.43	1.05	2.50	2.50	1.16
Sviluppata	0.00	0.43	1.97	4.47	6.97	9.12
Progressiva	-3.89	-3.59	-2.50	0.00	2.50	4.02
Dislivelli	-0.00	-0.33	0.65	-0.29	-0.94	0.00

Sezione: 5031
 Progressiva: 280.000
 Q. Progetto: 937.417

Scala H 1/200.00
 Scala V 1/200.00

934.00

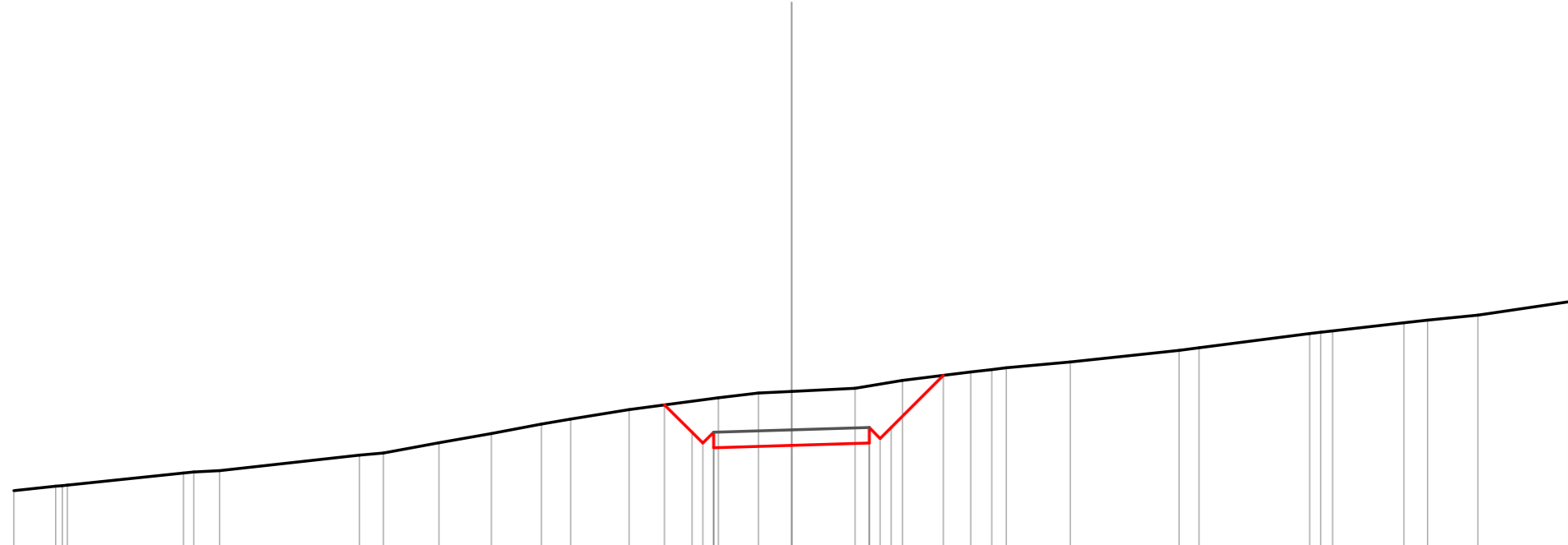



Quote				936.62	936.91	936.66	936.84		936.92		936.99	937.18	938.05
Parziali				0.31	0.35	0.68	2.50		2.50		0.35	0.35	0.55
Sviluppata Par.				0.44	0.49	0.97	2.50		2.50		0.49	0.49	0.78
Sviluppata				0.00	0.44	1.96	4.40		4.40		6.90	7.89	8.67
Progressiva				-3.84	-3.53	-3.18	-2.50		0.00		2.50	2.55	3.75
Dislivelli				0.00	-0.33	-0.00	0.62		-0.17		-0.77	-0.40	-0.00

Sezione: 5032
 Progressiva: 290.000
 Q. Progetto: 938.811

Scala H 1/200.00
 Scala V 1/200.00

935.00

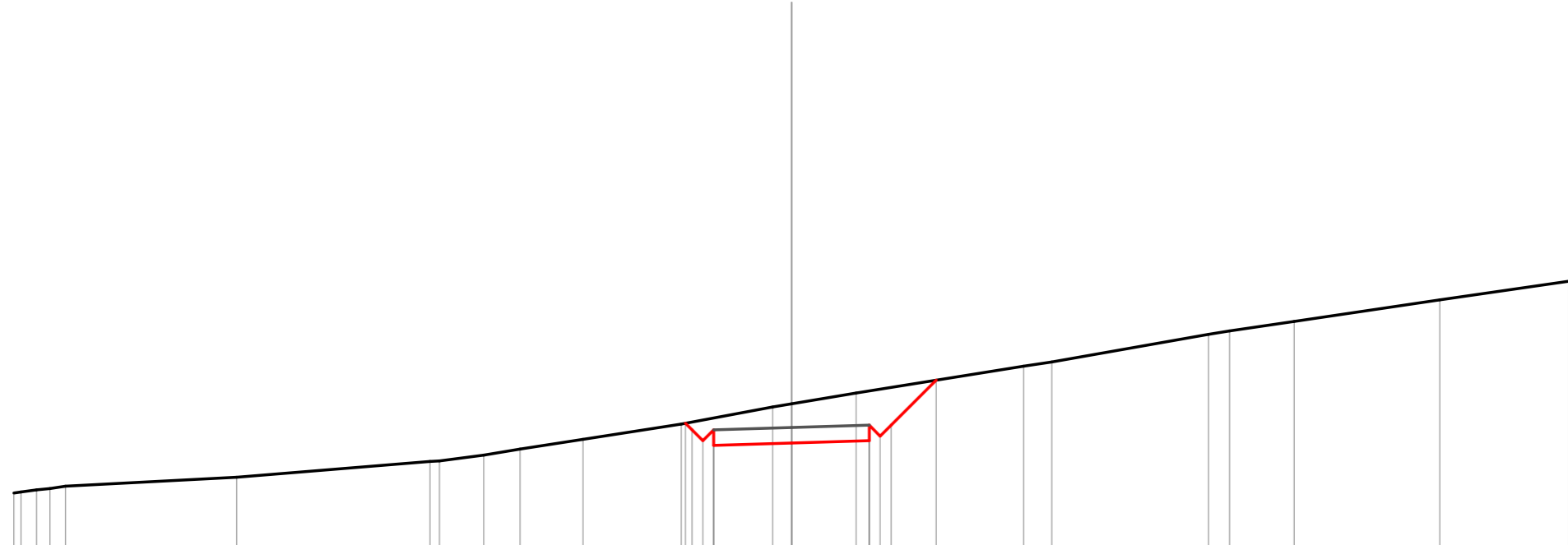



Quote				939.62	938.74	938.39	938.24		938.31		938.39	938.35	940.56
Parziali				0.88	0.49	0.35		2.50		2.50	0.35	0.35	1.68
Sviluppata Par.				1.25	0.49	0.35		2.50		2.50	0.49	0.49	2.37
Sviluppata				0.00	1.25	1.74	2.24		4.74		7.24	8.23	10.60
Progressiva				-4.08	-3.20	-2.85	-2.50		0.00		2.50	2.55	4.88
Dislivelli				0.00	-1.00	-1.40	-1.09		-1.74		-1.84	-1.75	-0.00

Sezione: 5033
 Progressiva: 300.000
 Q. Progetto: 939.889

Scala H 1/200.00
 Scala V 1/200.00

936.00

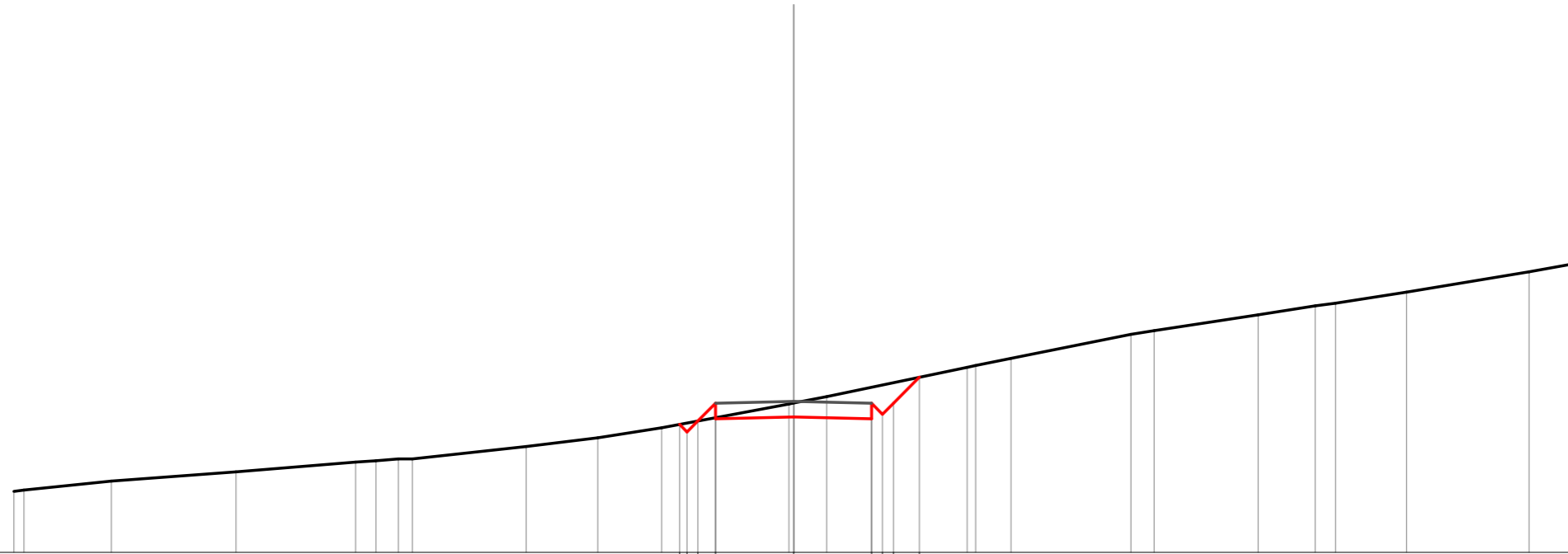



Quote		940.03	939.81	939.46	939.31	939.39	939.46	939.60	941.41	
Parziali		0.00	0.30	0.49	0.79	2.50	2.50	0.35	0.35	1.45
Sviluppata Par.		0.00	0.30	0.49	0.79	2.50	2.50	0.49	0.49	2.05
Sviluppata		0.00	0.30	0.79	1.29	3.79	6.29	7.28	9.33	
Progressiva		-3.41	-3.20	-2.85	-2.50	0.00	2.50	3.20	4.65	
Dislivelli		-0.00	-0.25	-0.67	-0.38	-1.26	-1.60	-1.21	0.00	

Sezione: 5034
 Progressiva: 310.000
 Q. Progetto: 940.846

Scala H 1/200.00
 Scala V 1/200.00

936.00

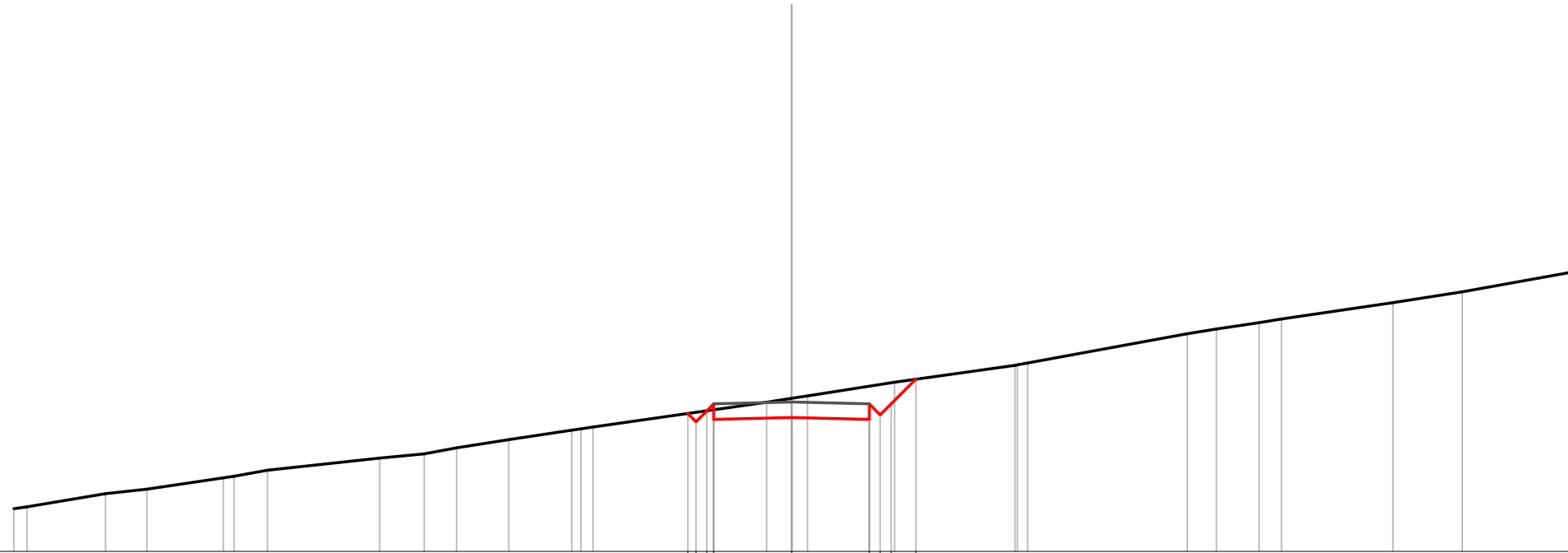


Quote		940.11	939.87	940.22	940.28	940.35	940.28	940.78	941.62
Parziali		0.35	0.49	0.35	0.57	2.50	2.50	0.35	0.35
Sviluppata Par.		0.35	0.49	0.80	0.80	2.50	2.50	0.49	0.49
Sviluppata		0.00	0.34	0.88	0.88	4.14	4.14	6.64	7.63
Progressiva		-3.66	-3.42	-3.07	-2.50	0.00	0.00	2.50	3.20
Dislivelli		0.00	-0.28	0.00	0.46	-0.45	-0.45	-1.02	-0.94

Sezione: 5035
 Progressiva: 320.000
 Q. Progetto: 941.804

Scala H 1/200.00
 Scala V 1/200.00

937.00

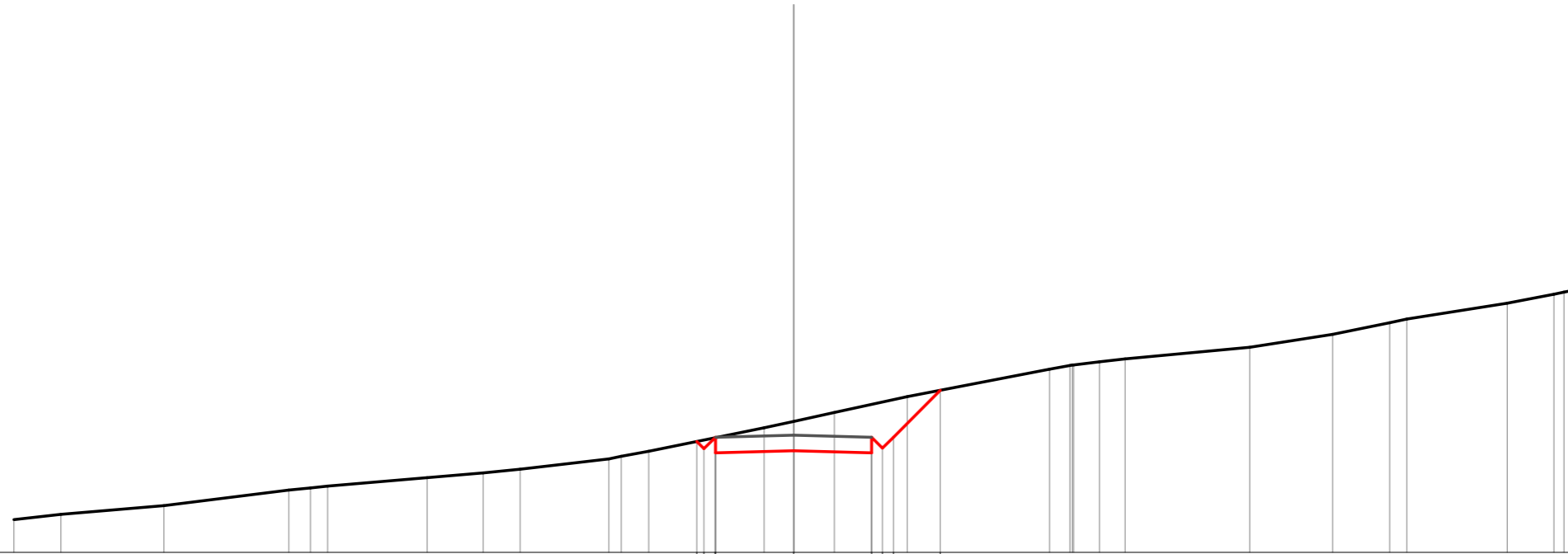


Quote		941.13	941.17	941.24	941.30	941.24	941.39	941.74	942.54
Parziali		0.00	0.04	0.07	2.50	2.50	0.35	0.35	0.80
Sviluppata Par.		0.00	0.49	0.56	2.50	2.50	0.49	1.13	
Sviluppata		0.00	0.37	0.87	3.68	6.18	9.96	7.17	8.30
Progressiva		-3.33	-3.07	-2.50	0.00	2.50	2.55	3.20	4.00
Dislivelli		-0.00	-0.30	0.19	-0.62	-1.07	-0.98	-0.68	0.00

Sezione: 5036
 Progressiva: 330.000
 Q. Progetto: 942.762

Scala H 1/200.00
 Scala V 1/200.00

939.00

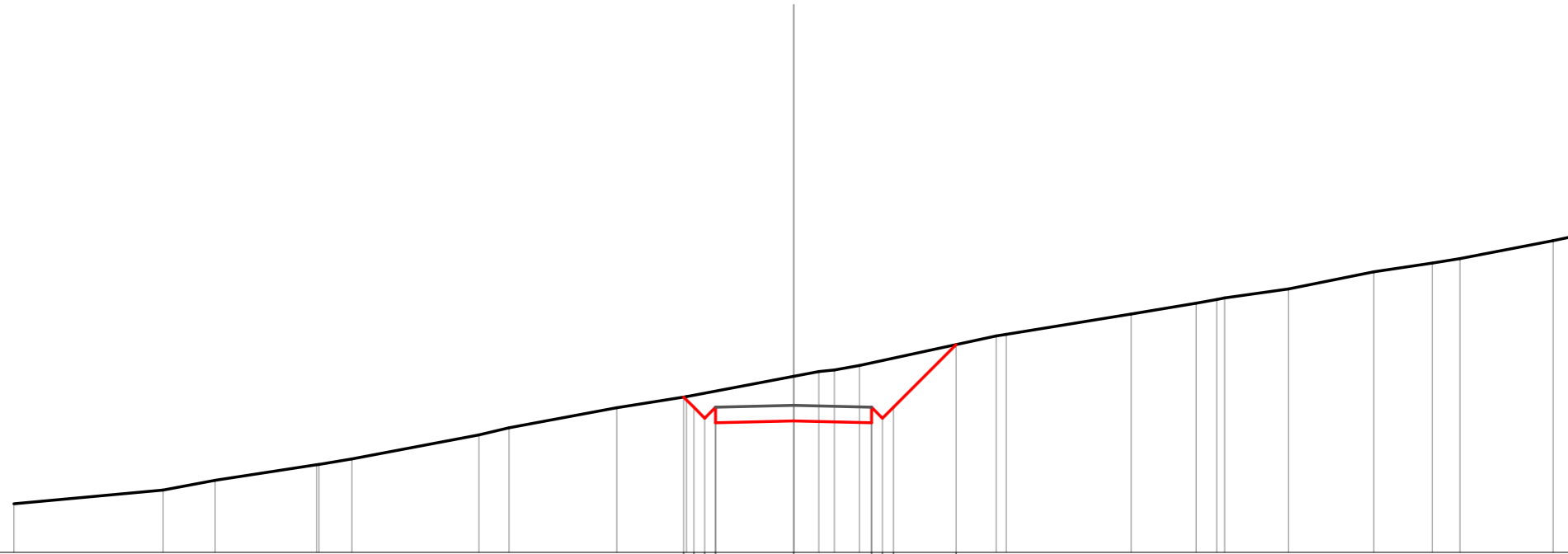


Quote		942.56	942.33	942.20	942.26	942.20	942.95	942.70	944.20
Parziali		0.33	0.35	2.50	2.50	0.35	0.35	1.50	
Sviluppata Par.		0.49	0.49	2.50	2.50	0.49	0.49	2.13	
Sviluppata		0.00	0.33	0.88	3.35	5.85	6.35	8.97	
Progressiva		-3.10	-2.87	-2.50	0.00	2.50	2.85	3.20	4.70
Dislivelli		-0.00	-0.28	0.02	-0.94	-1.55	-1.18	-1.20	-0.00

Sezione: 5037
 Progressiva: 340.000
 Q. Progetto: 943.719

Scala H 1/200.00
 Scala V 1/200.00

939.00

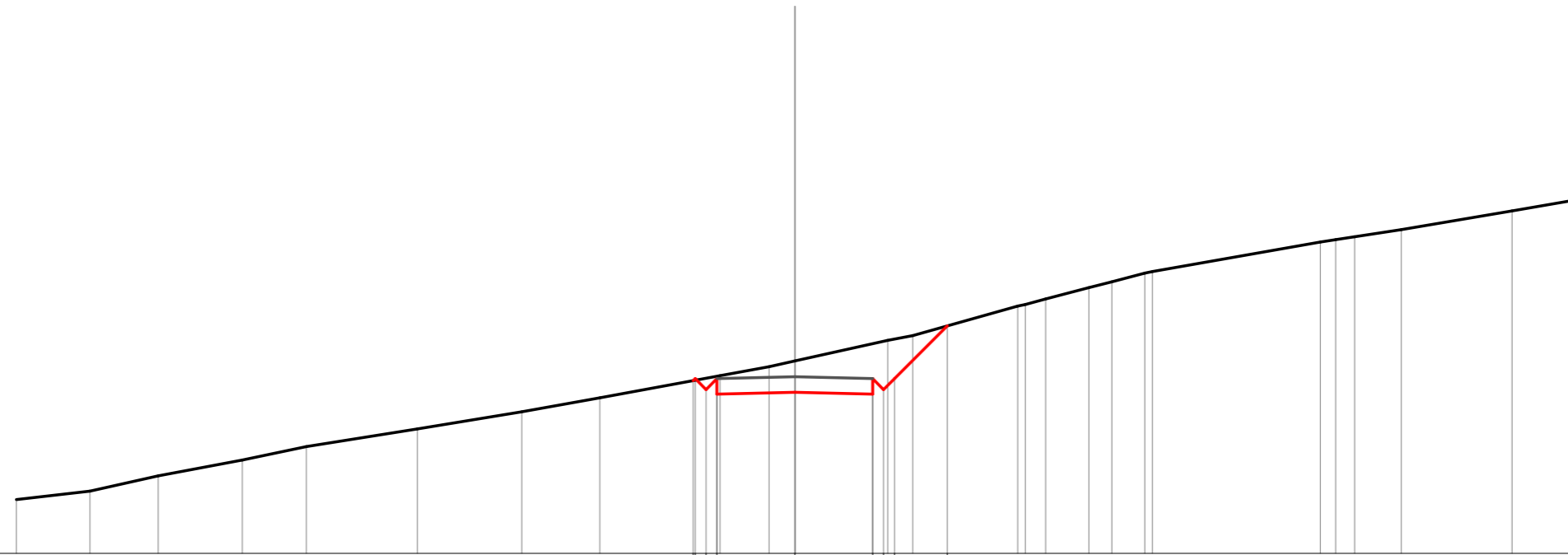


Quote		943.99	943.66	943.31	943.16	943.22	943.16	943.66	945.67	
Parziali		0.33	0.33	0.35	0.35	2.50	2.50	0.35	0.35	2.01
Sviluppata Par.		0.66	0.70	0.70	0.70	2.50	2.50	0.49	0.49	2.84
Sviluppata		0.00	0.46	0.96	1.45	3.96	6.46	7.95	7.45	10.29
Progressiva		-3.53	-3.20	-2.85	-2.50	0.00	2.50	2.85	3.20	5.21
Dislivelli		-0.00	-0.39	-0.80	-0.52	-1.43	-1.93	-1.85	-1.58	0.00

Sezione: 5038
 Progressiva: 350.000
 Q. Progetto: 944.677

Scala H 1/200.00
 Scala V 1/200.00

939.00

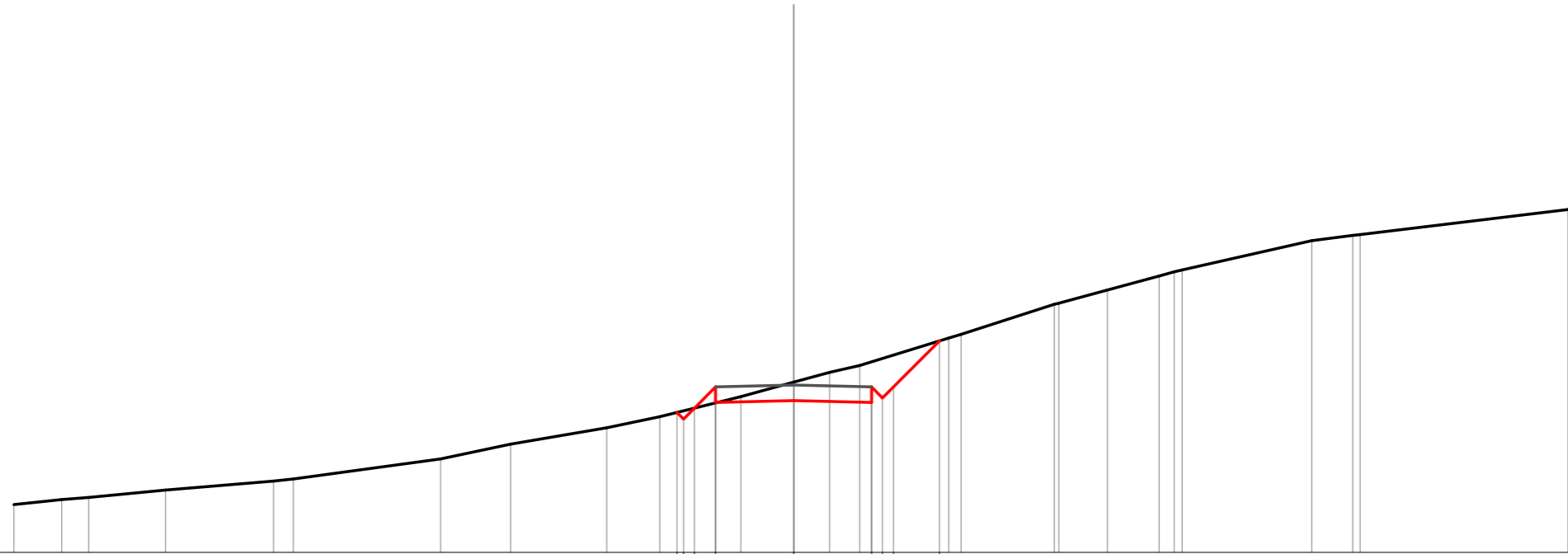


Quote			944.55	944.61	944.25	944.11		944.18		944.11	944.25	944.61	946.31
Parziali			0.45	0.35	0.35	2.50		2.50		0.35	0.35	1.70	
Sviluppata Par.			0.45	0.49	0.49	2.50		2.50		0.49	0.49	2.40	
Sviluppata			0.00	0.09	0.59	1.08		3.58		6.08	6.58	7.07	9.47
Progressiva			-3.26	-3.20	-2.85	-2.50		0.00		2.50	2.55	3.20	4.90
Dislivelli			0.00	0.08	-0.38	-0.08		-1.01		-1.62	-1.19	-1.27	0.00

Sezione: 5039
 Progressiva: 360.000
 Q. Progetto: 945.372

Scala H 1/200.00
 Scala V 1/200.00

940.00

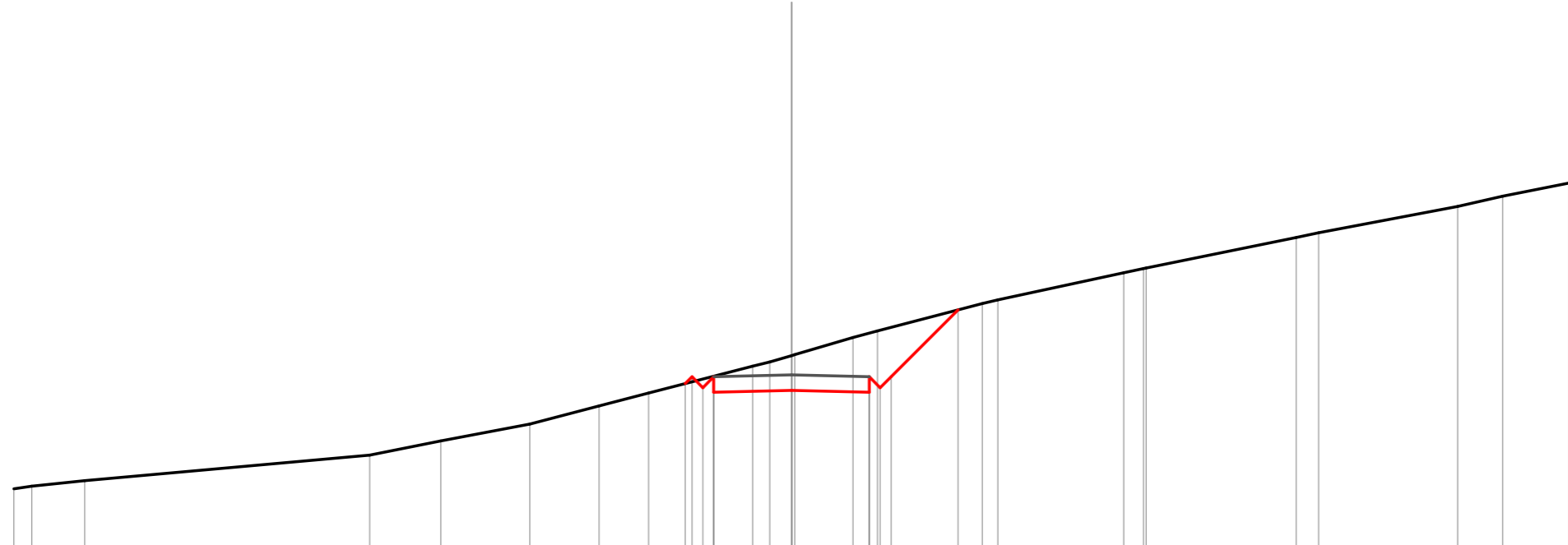


Quote		944.49	944.56	944.63	944.81	944.87	944.81	944.99	946.78
Parziali		0.00	0.07	0.35	0.68	2.50	2.50	0.35	1.47
Sviluppata Par.		0.00	0.49	0.96	2.50	2.50	0.49	2.08	
Sviluppata		0.00	0.30	0.78	4.26	4.26	6.76	7.75	9.83
Progressiva		3.74	3.78	3.78	2.50	0.00	2.50	3.20	4.67
Dislivelli		0.00	0.26	0.00	0.51	-0.59	-1.31	-1.26	0.00

Sezione: 5040
 Progressiva: 370.000
 Q. Progetto: 945.582

Scala H 1/200.00
 Scala V 1/200.00

940.00

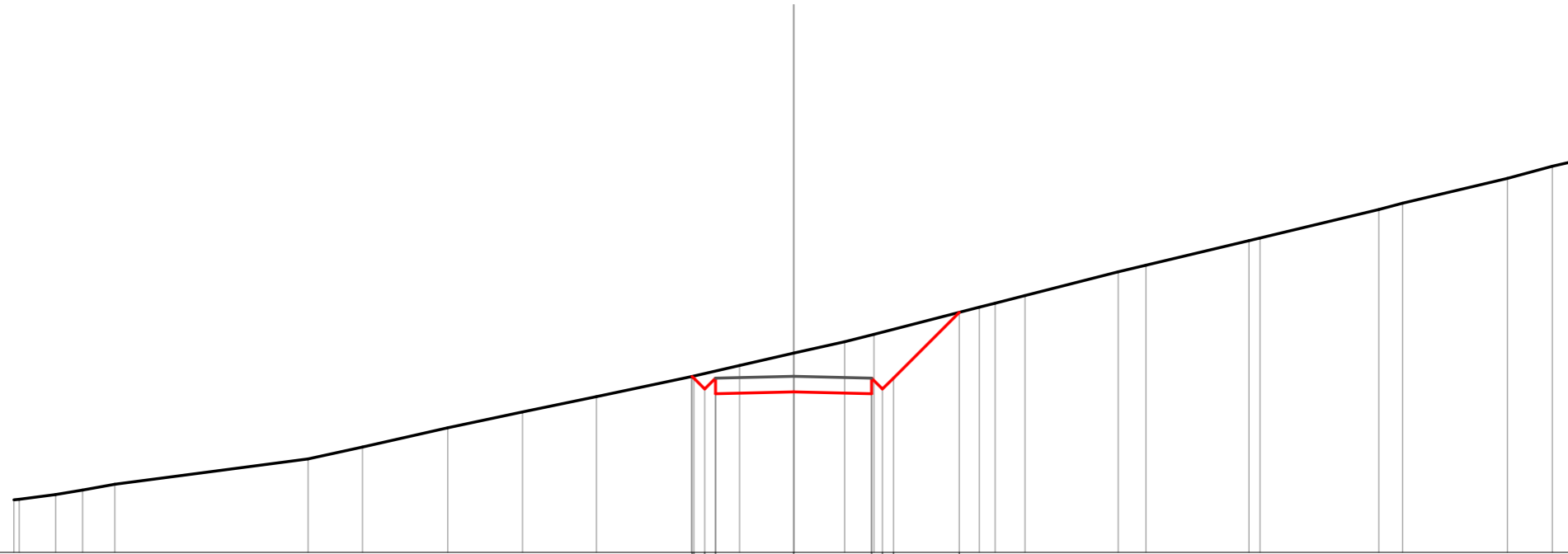


Quote		945.30	945.52	945.17	945.02	945.08	945.02	945.52	947.67	
Parziali		0.35	0.35	0.35	0.35	2.50	2.50	0.35	0.35	2.15
Sviluppata Par.		0.35	0.49	0.49	0.49	2.50	2.50	0.49	0.49	3.05
Sviluppata		0.00	0.31	0.80	1.30	3.80	6.30	7.29	10.33	
Progressiva		-3.42	-3.20	-2.85	-2.50	0.00	2.50	3.20	5.35	
Dislivelli		0.00	0.16	-0.28	-0.02	-1.12	-1.91	-1.86	-1.39	-0.00

Sezione: 5041
 Progressiva: 380.000
 Q. Progetto: 945.653

Scala H 1/200.00
 Scala V 1/200.00

940.00

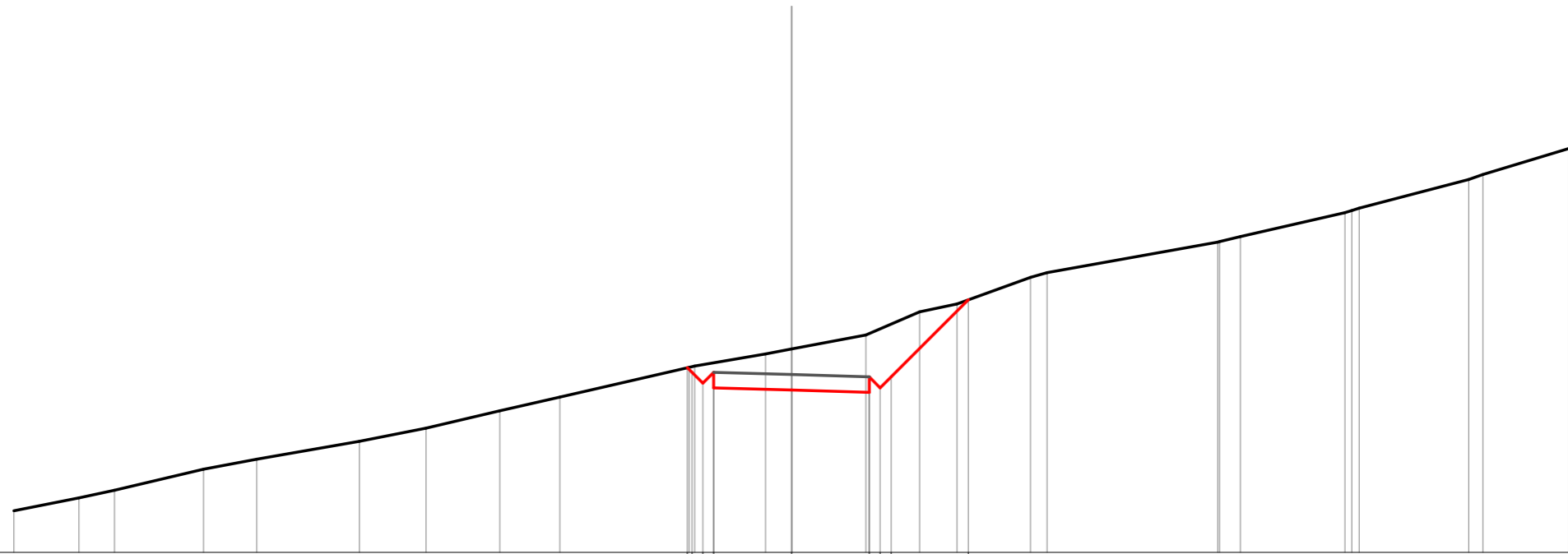


Quote		945.65	945.09	945.15	945.09	947.70
Parziali		0.35	2.50	2.50	0.35	2.11
Sviluppata Par.		0.49	2.50	2.50	0.49	2.99
Sviluppata		0.00	0.08	3.57	6.07	10.05
Progressiva		-3.26	-2.50	0.00	2.50	5.31
Dislivelli		0.00	-0.23	-1.24	-1.89	-0.00

Sezione: 5042
 Progressiva: 390.000
 Q. Progetto: 945.724

Scala H 1/200.00
 Scala V 1/200.00

940.00

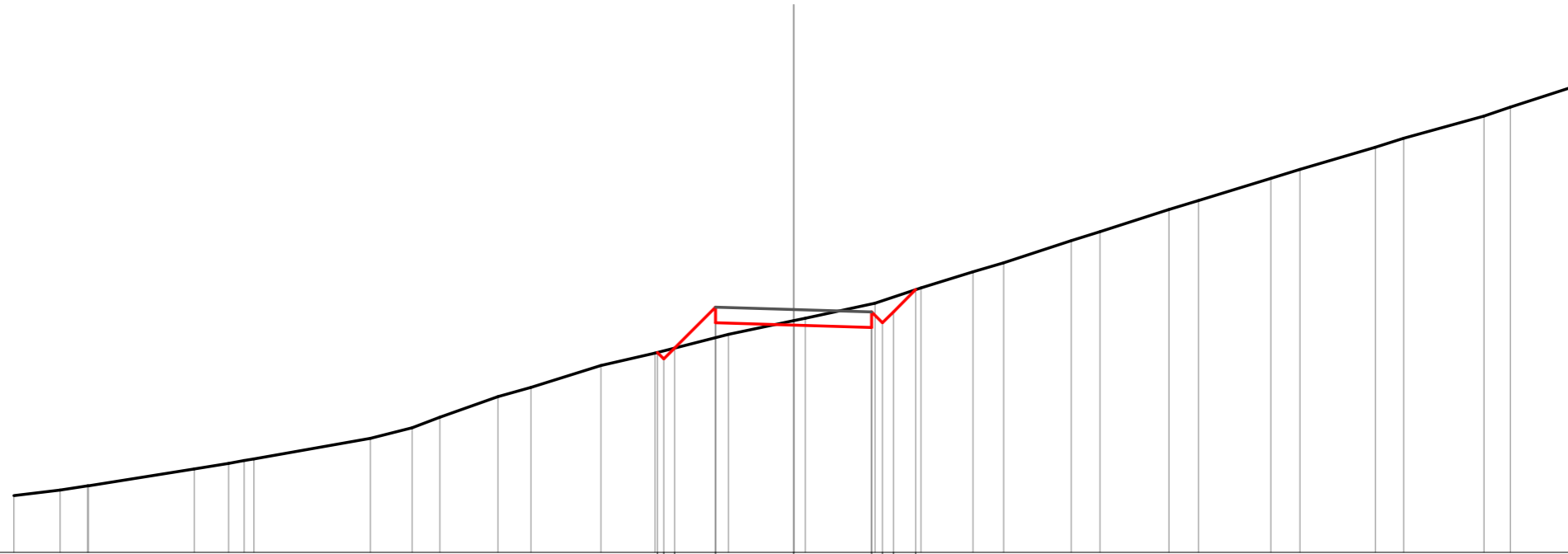


Quote		945.95	945.90	945.85	945.30	945.22	945.15	945.10	945.05	948.13
Parziali		0.45	0.35	0.35	2.50	2.50	0.35	0.35	0.35	2.48
Sviluppata Par.		0.45	0.49	0.49	2.50	2.50	0.49	0.49	0.49	3.51
Sviluppata		0.00	0.21	0.70	1.20	3.70	6.20	6.99	7.19	10.70
Progressiva		-3.35	-3.20	-2.85	-2.50	0.00	2.50	2.55	3.20	5.68
Dislivelli		0.00	-0.18	-0.09	-0.31	-1.32	-1.90	-1.90	-1.70	-0.00

Sezione: 5043
 Progressiva: 400.000
 Q. Progetto: 945.795

Scala H 1/200.00
 Scala V 1/200.00

938.00

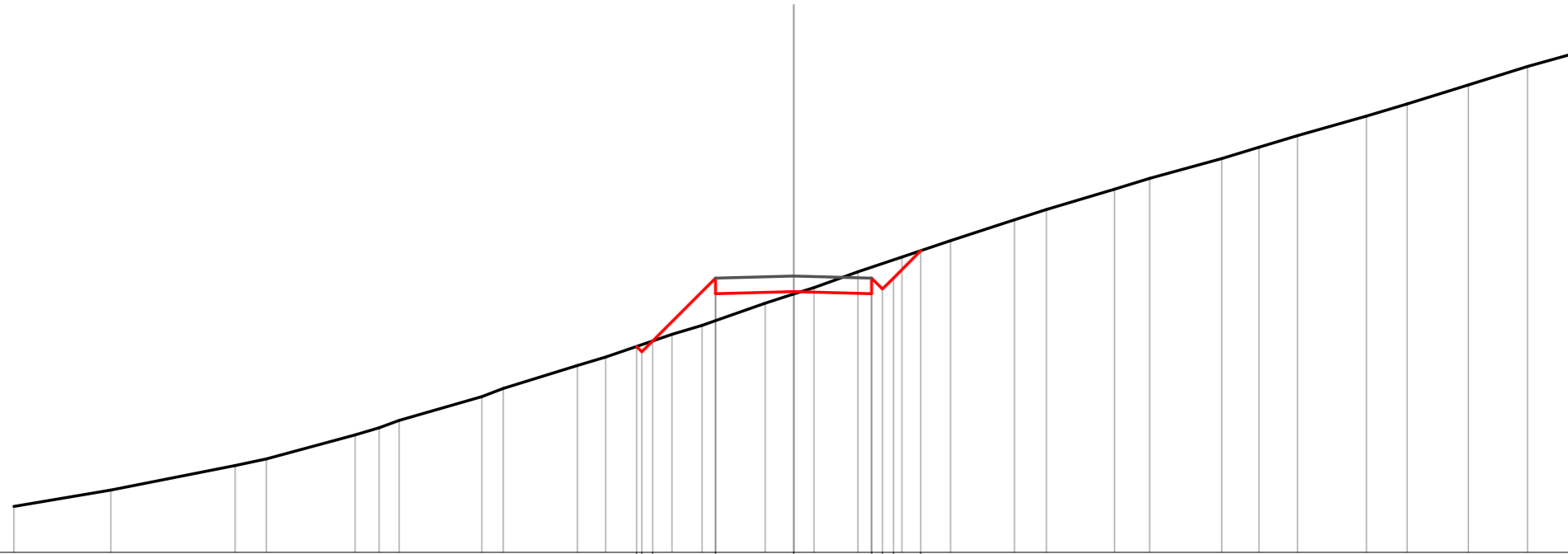


Quote		944.42	944.51	944.56	945.37	945.29	945.22	945.72	946.43
Parziali		0.35	1.31	2.50	2.50	0.35	0.35	0.71	
Sviluppata Par.		0.49	1.85	2.50	2.50	0.49	1.01		
Sviluppata		0.00	0.29	0.79	2.64	5.14	7.64	8.63	9.64
Progressiva		-4.37	-4.16	-3.81	-2.50	0.00	2.50	3.20	3.91
Dislivelli		0.00	-0.26	0.00	0.98	-0.14	-0.76	-0.48	0.00

Sezione: 5044
 Progressiva: 410.000
 Q. Progetto: 945.865

Scala H 1/200.00
 Scala V 1/200.00

937.00

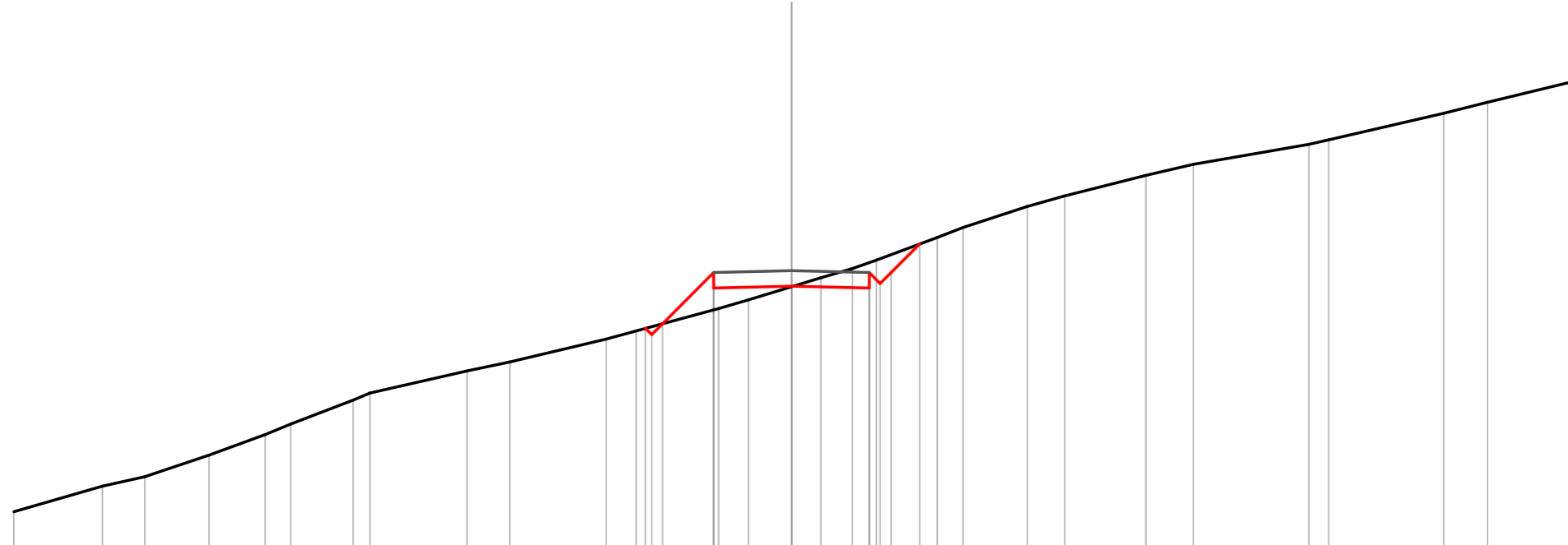


Quote		943.61	943.79	945.30	945.37	945.30	945.80	946.68
Parziali		0.35	2.02	2.50	2.50	0.35	0.35	0.88
Sviluppata Par.		0.49	2.85	2.50	2.50	0.49	0.49	1.24
Sviluppata		0.00	0.24	3.59	6.09	8.59	9.58	10.82
Progressiva		-5.04	-4.52	-2.50	0.00	2.50	3.20	4.08
Dislivelli		0.00	-0.00	1.37	0.07	-0.85	-0.81	0.00

Sezione: 5045
 Progressiva: 420.000
 Q. Progetto: 945.936

Scala H 1/200.00
 Scala V 1/200.00

937.00

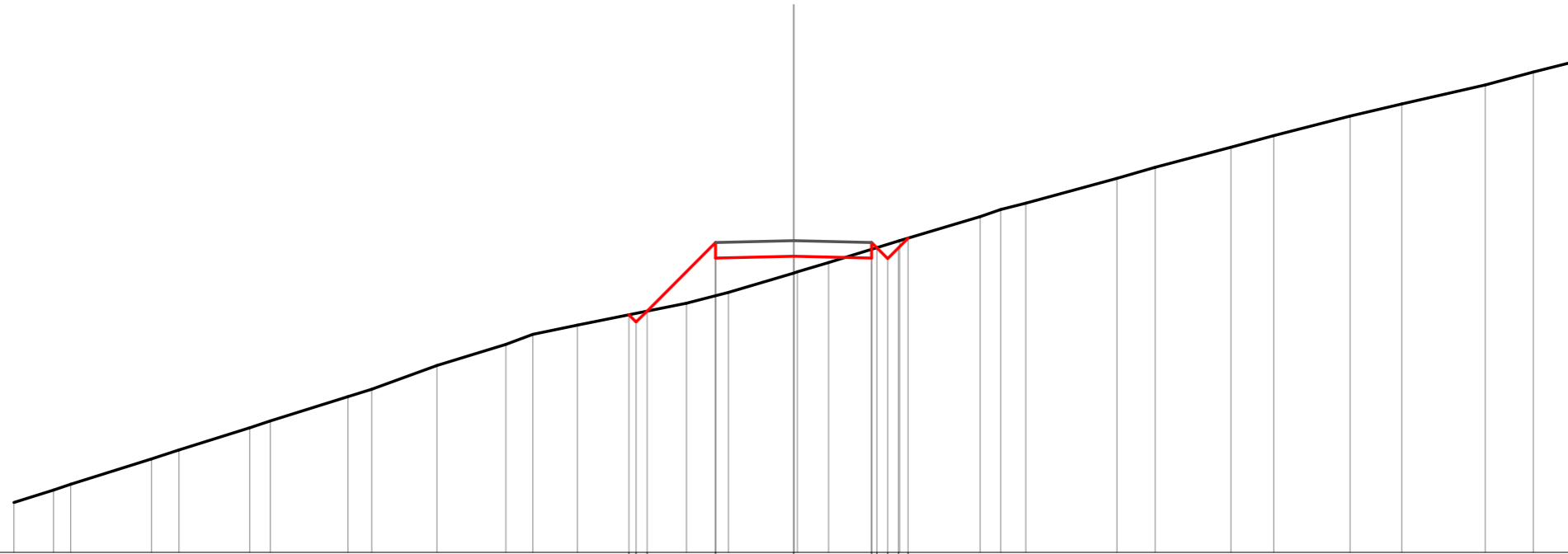


Quote	944.08	943.88	944.33	945.37	945.44	945.37	945.87	946.79
Parziali	0.00	0.35	1.65	2.50	2.50	0.35	0.35	0.92
Sviluppata Par.	0.00	0.49	2.33	2.50	2.50	0.49	0.49	1.30
Sviluppata	0.00	0.28	0.78	3.11	5.61	8.11	8.90	10.40
Progressiva	-4.70	-4.50	-4.15	-2.50	0.00	2.50	2.55	3.20
Dislivelli	0.00	-0.26	0.00	1.20	0.02	-0.82	-0.80	-0.38

Sezione: 5046
 Progressiva: 430.000
 Q. Progetto: 946.007

Scala H 1/200.00
 Scala V 1/200.00

936.00

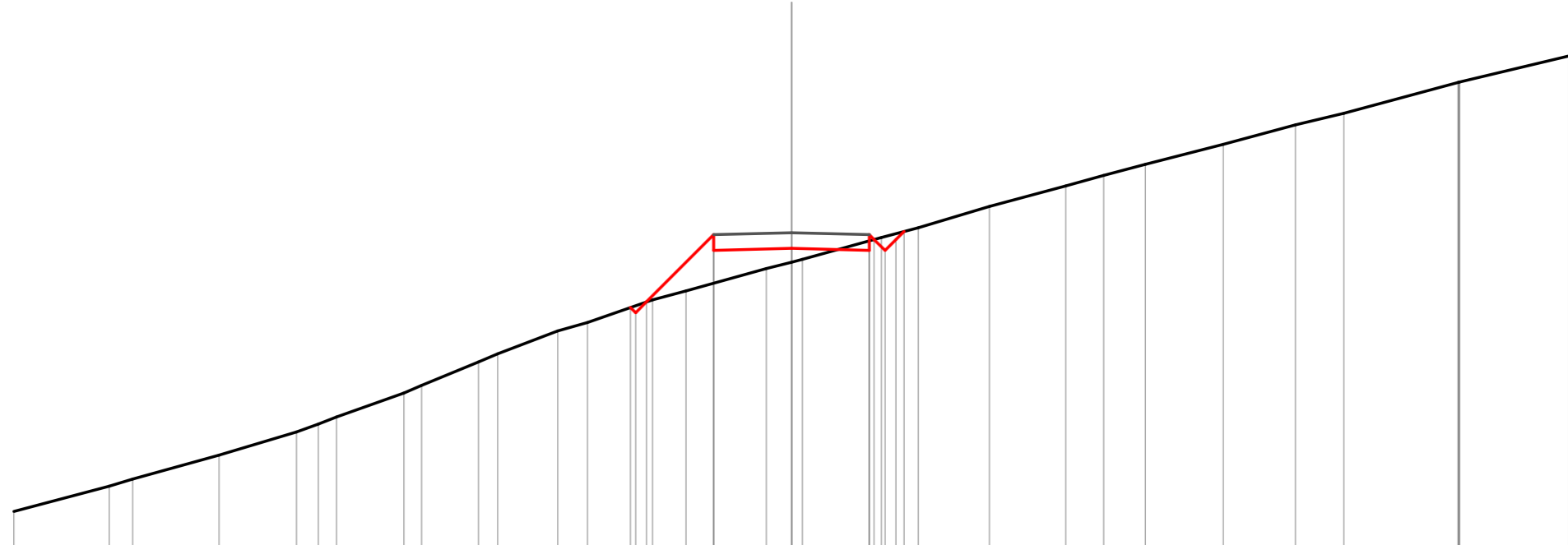


Quote		943.63	943.39	943.74	945.44	945.51	945.44	945.78	946.08
Parziali		0.36	0.35	2.20	2.50	2.50	0.35	0.31	
Sviluppata Par.		0.72	0.49	3.11	2.50	2.50	0.70	0.62	
Sviluppata		0.00	0.33	0.82	3.93	6.44	8.94	9.17	10.16
Progressiva		-5.28	-5.05	-4.70	-2.50	0.00	2.50	2.67	3.67
Dislivelli		0.00	-0.28	0.00	1.71	0.54	-0.28	0.00	

Sezione: 5047
 Progressiva: 440.000
 Q. Progetto: 946.154

Scala H 1/200.00
 Scala V 1/200.00

936.00

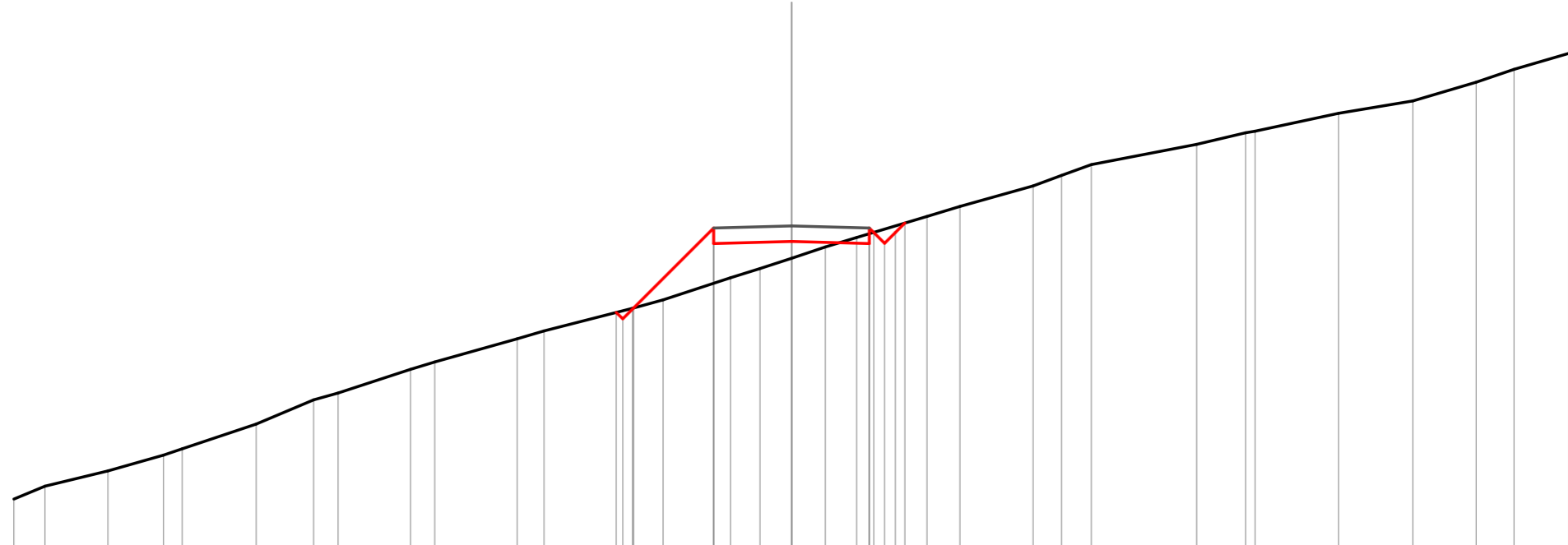


Quote		943.75	943.83	945.59	945.65	945.59	946.20
Parziali		0.35	2.16	2.50	2.50	0.35	0.35
Sviluppata Par.		0.49	3.05	2.50	2.50	0.49	0.35
Sviluppata		0.00	0.24	0.73	3.79	6.29	8.79
Progressiva		-5.18	-5.01	-4.66	-2.50	0.00	2.50
Dislivelli		0.00	-0.23	0.00	1.56	0.44	-0.30

Sezione: 5048
 Progressiva: 450.000
 Q. Progetto: 946.372

Scala H 1/200.00
 Scala V 1/200.00

936.00

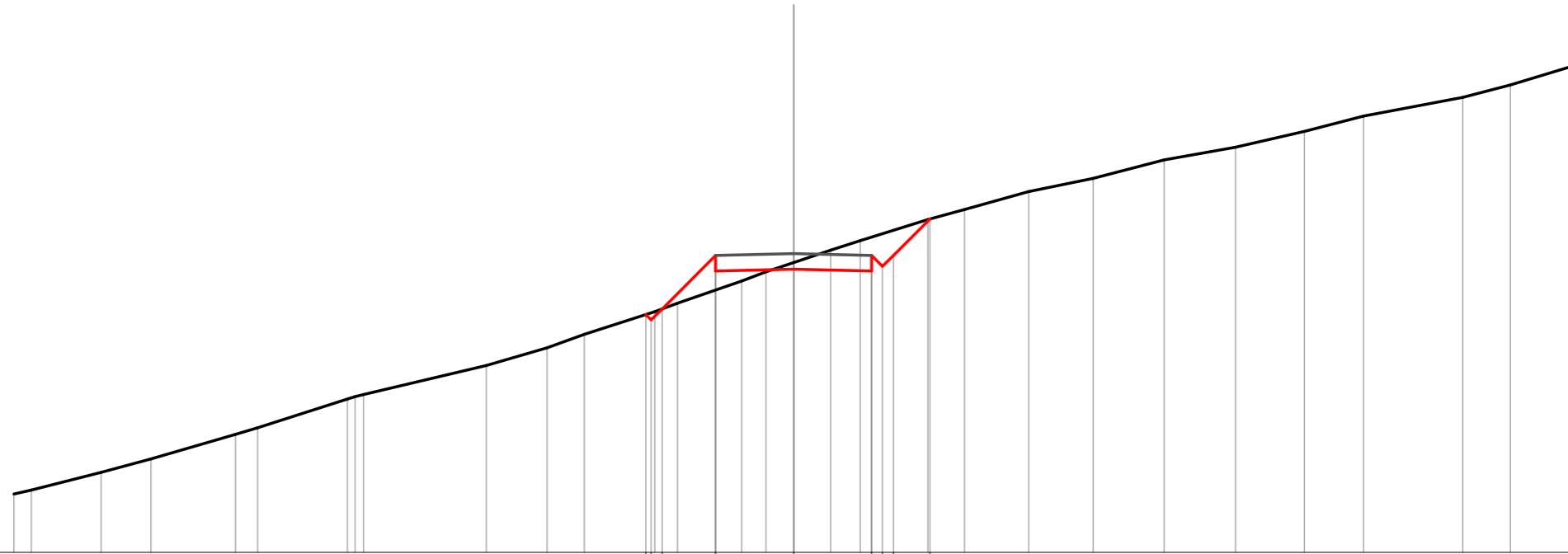



Quote		943.59	943.38	943.73	945.81	945.87	945.81	946.17	946.47
Parziali		0.00	0.35	2.57	2.50	2.50	0.35	0.30	0.30
Sviluppata Par.		0.00	0.49	3.64	2.50	2.50	0.49	0.49	0.49
Sviluppata		0.00	0.29	4.43	6.93	9.43	9.63	10.13	11.02
Progressiva		-5.63	-5.42	-5.07	-2.50	0.00	2.50	2.64	3.64
Dislivelli		-0.00	-0.26	-0.00	1.77	0.54	-0.31	0.00	-0.00

Sezione: 5049
 Progressiva: 460.000
 Q. Progetto: 946.590

Scala H 1/200.00
 Scala V 1/200.00

937.00

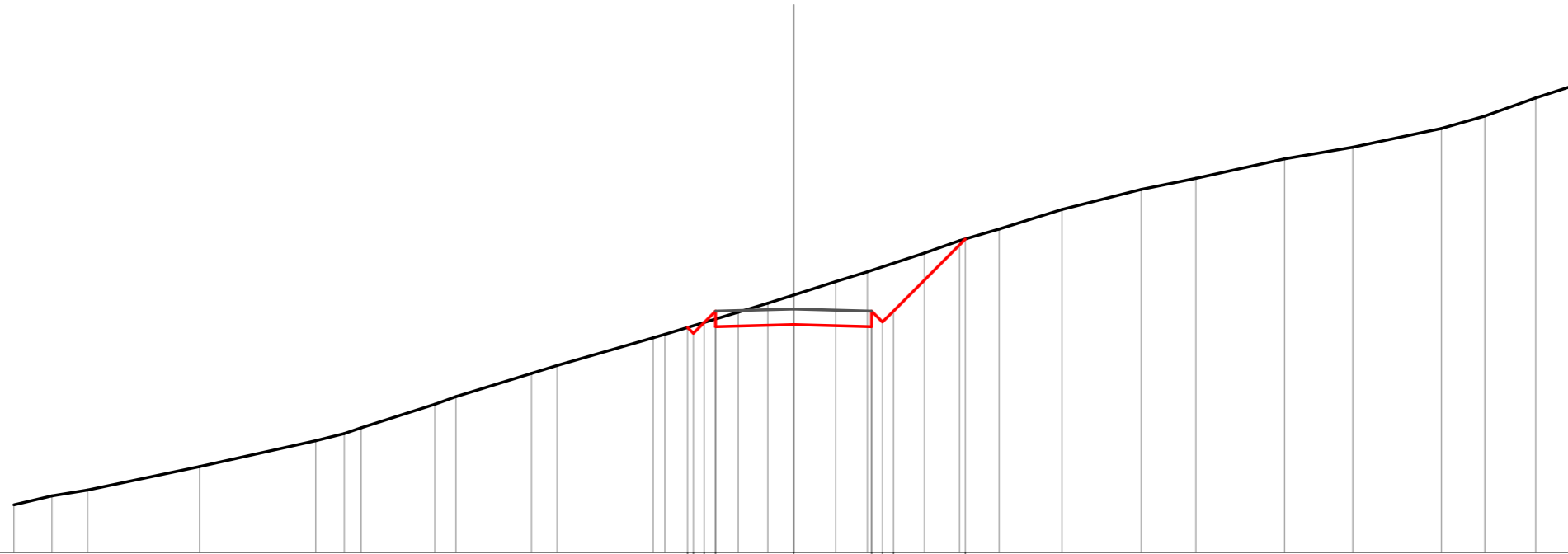


Quote		944.63	944.81	946.03	946.09	946.03	946.53	947.70
Parziali		0.35	1.72	2.50	2.50	0.35	0.35	1.17
Sviluppata Par.		0.49	2.43	2.50	2.50	0.49	0.49	1.65
Sviluppata		0.00	0.24	3.16	5.66	8.16	8.96	10.81
Progressiva		-4.74	-4.27	-2.50	0.00	2.50	2.55	4.37
Dislivelli		0.00	-0.00	1.11	-0.21	-1.09	-1.05	0.00

Sezione: 5050
 Progressiva: 470.000
 Q. Progetto: 946.807

Scala H 1/200.00
 Scala V 1/200.00

939.00

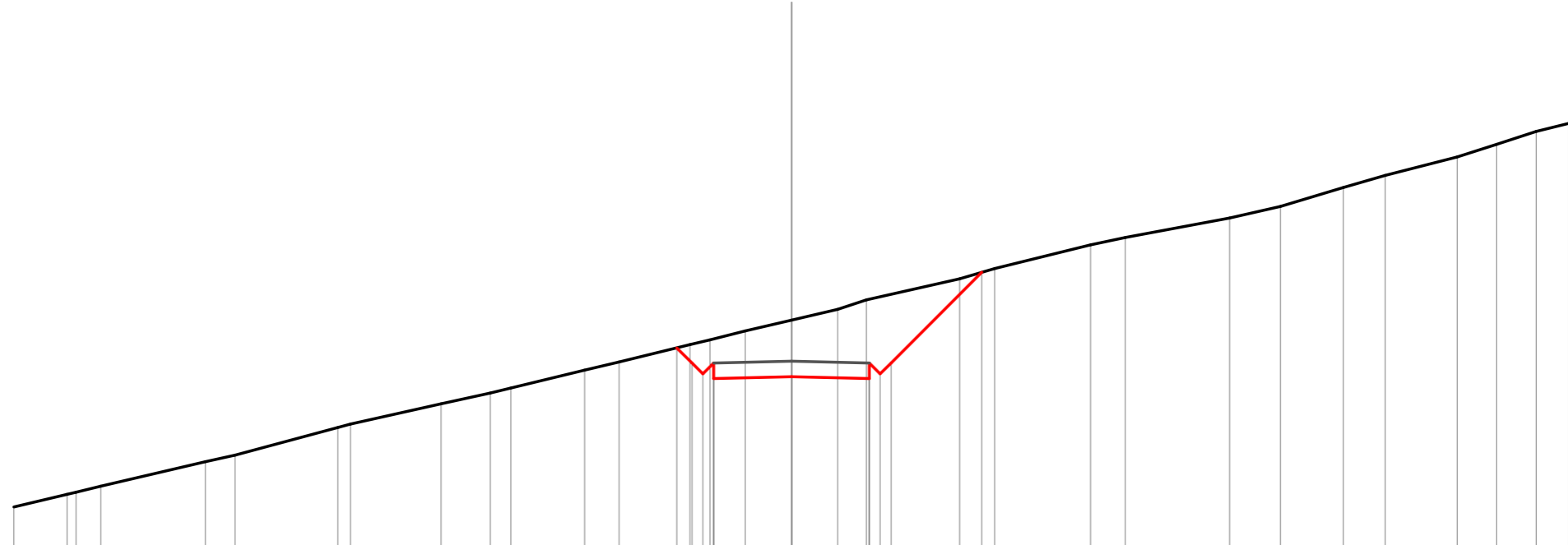



Quote		946.22	946.03	946.38	946.24		946.31		946.24	946.39	946.74		949.06
Parziali		0.00	0.37	0.49	0.35	2.50	2.50	0.35	0.35	2.31			
Sviluppata Par.		0.00	0.49	0.32	0.35	2.50	2.50	0.49	0.49	3.27			
Sviluppata		0.00	0.27	0.76	1.28		3.78		6.28	9.77	10.53		
Progressiva		-3.40	-3.21	-2.86	-2.50		0.00		2.50	2.55	3.20		5.51
Dislivelli		0.00	-0.24	0.00	0.25		-0.95		-1.80	-1.77	-0.00		

Sezione: 5051
 Progressiva: 480.000
 Q. Progetto: 947.025

Scala H 1/200.00
 Scala V 1/200.00

941.00

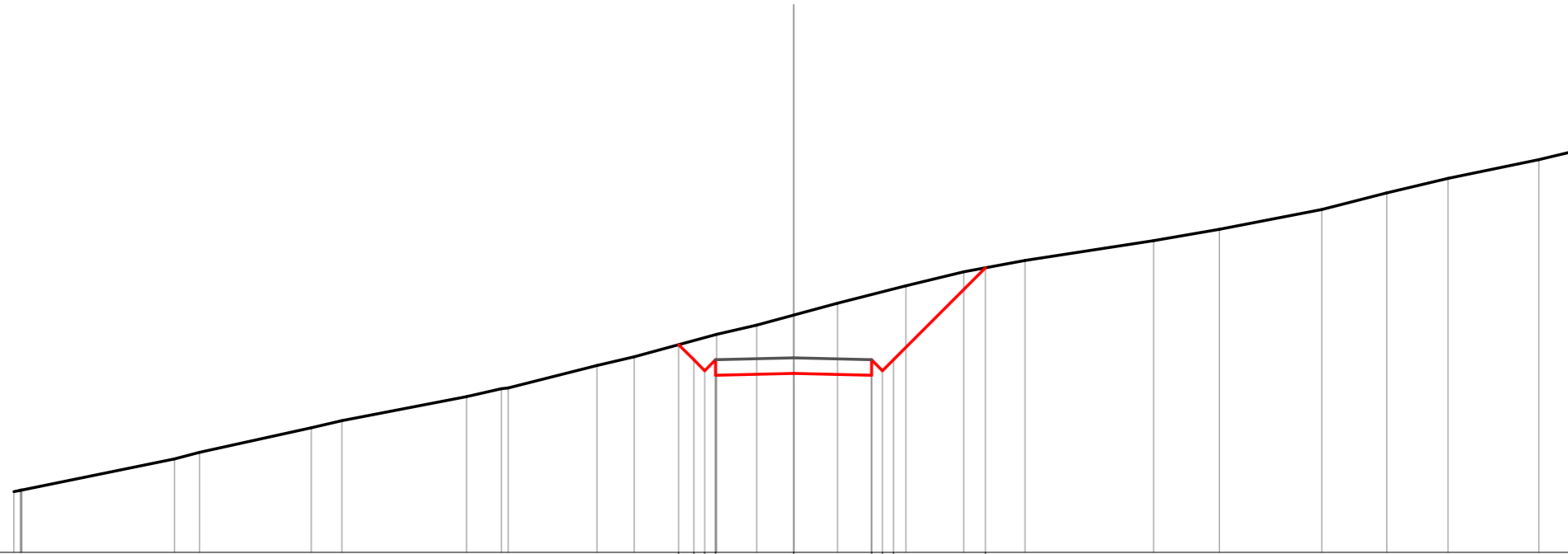


Quote				947.45	946.96	946.81	946.46	946.53	946.46	946.96	949.88	
Parziali				0.49	0.49	0.35	0.35	2.50	2.50	0.35	0.35	2.92
Sviluppata Par.				0.69	0.49	0.49	0.49	2.50	2.50	0.49	0.49	4.13
Sviluppata				0.00	0.69	1.18	1.68	4.18	4.18	6.68	7.67	11.80
Progressiva				-3.69	-3.20	-2.85	-2.50	0.00	0.00	2.50	2.50	6.12
Dislivelli				0.00	-0.61	-1.04	-0.78	-1.82	-1.82	-2.56	-2.19	0.00

Sezione: 5052
 Progressiva: 490.000
 Q. Progetto: 947.243

Scala H 1/200.00
 Scala V 1/200.00

941.00

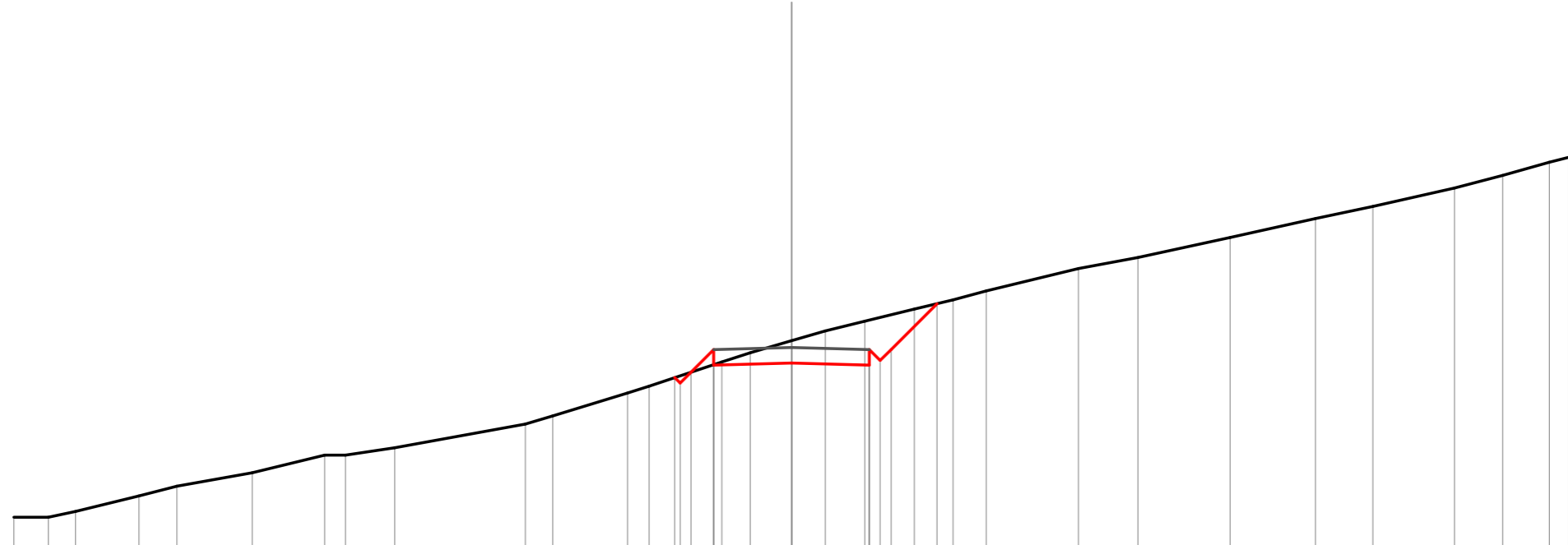


Quote		947.67	947.18	946.83	946.68	946.74	946.68	945.93	947.18	950.13
Parziali		0.49	0.49	0.35	2.50	2.50	0.35	0.35	2.95	
Sviluppata Par.		0.69	0.49	0.49	2.50	2.50	0.49	0.49	4.17	
Sviluppata		0.00	0.69	1.18	1.68	4.18	6.68	7.07	11.84	
Progressiva		-3.69	-3.20	-2.85	-2.50	0.00	2.50	2.85	3.20	6.15
Dislivelli		0.00	-0.62	-1.06	-0.81	-1.87	-2.60	-2.54	-2.28	-0.00

Sezione: 5053
 Progressiva: 500.000
 Q. Progetto: 947.461

Scala H 1/200.00
 Scala V 1/200.00

941.00

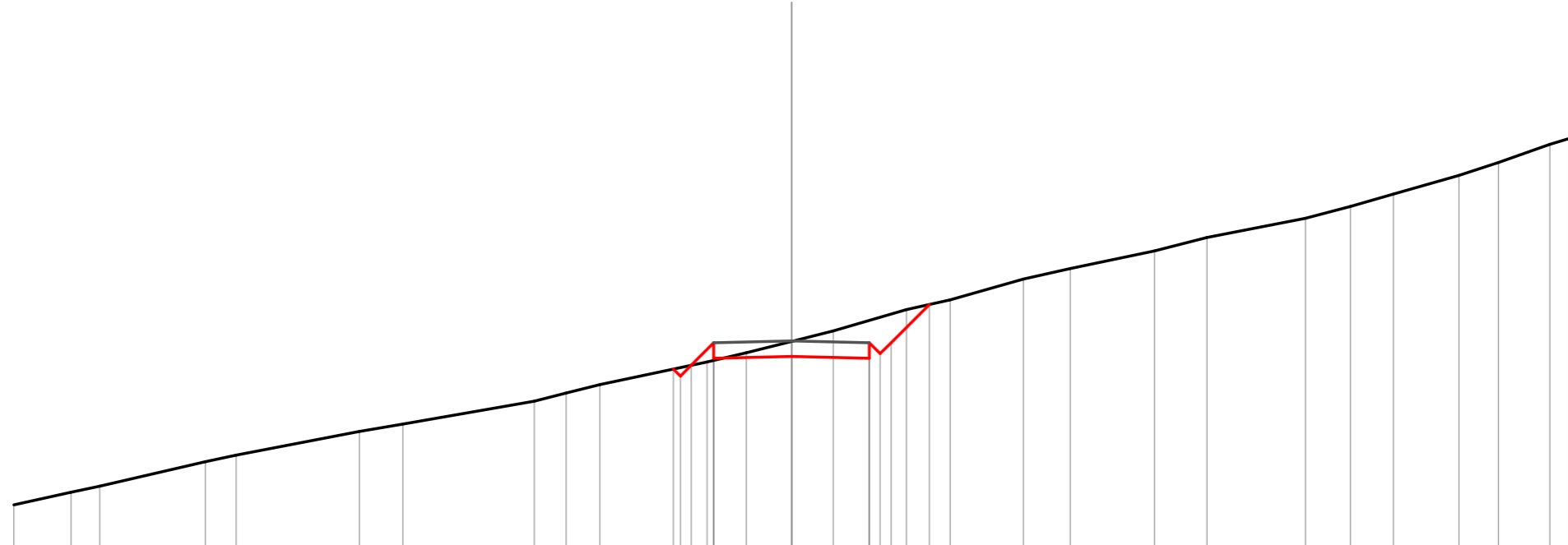



Quote		946.50	946.87	946.90	946.96	946.90	947.40	948.87
Parziali		0.00	0.35	0.73	2.50	2.50	0.35	1.47
Sviluppata Par.		0.00	0.49	1.03	2.50	2.50	0.49	2.09
Sviluppata		0.00	0.25	0.77	4.27	6.77	7.76	9.85
Progressiva		-3.75	-3.58	-3.23	-2.50	0.00	2.50	3.20
Dislivelli		0.00	-0.23	0.00	0.48	-0.72	-1.45	-1.38

Sezione: 5054
 Progressiva: 510.000
 Q. Progetto: 947.678

Scala H 1/200.00
 Scala V 1/200.00

941.00

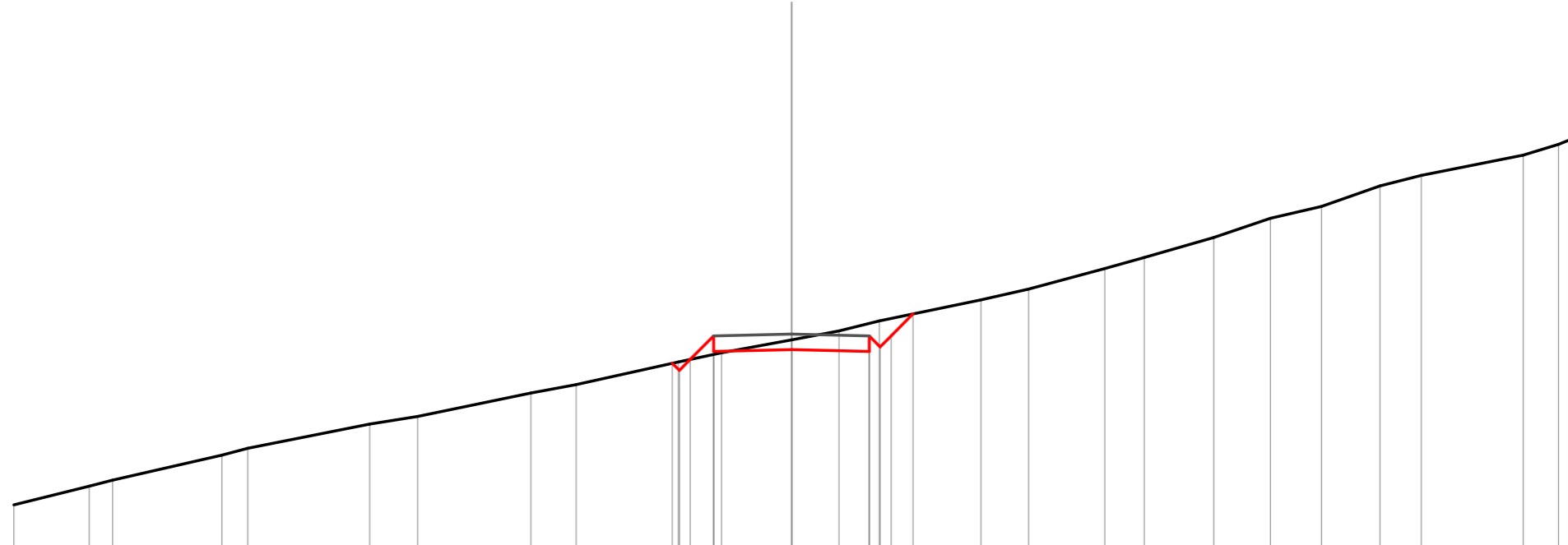



Quote		946.77	946.54	946.89	947.12	947.18	947.12	947.82	948.85	
Parziali		0.33	0.35	0.72	2.50	2.50	0.35	0.35	1.23	
Sviluppata Par.		0.33	0.49	1.02	2.50	2.50	0.49	0.49	1.74	
Sviluppata		0.00	0.32	0.82	1.84	4.34	6.84	7.83	9.57	
Progressiva		-3.80	-3.57	-3.22	-2.50	0.00	2.50	2.50	3.20	4.43
Dislivelli		0.00	-0.28	0.00	0.57	-0.48	-1.22	-0.92	0.00	

Sezione: 5055
 Progressiva: 520.000
 Q. Progetto: 947.896

Scala H 1/200.00
 Scala V 1/200.00

941.00

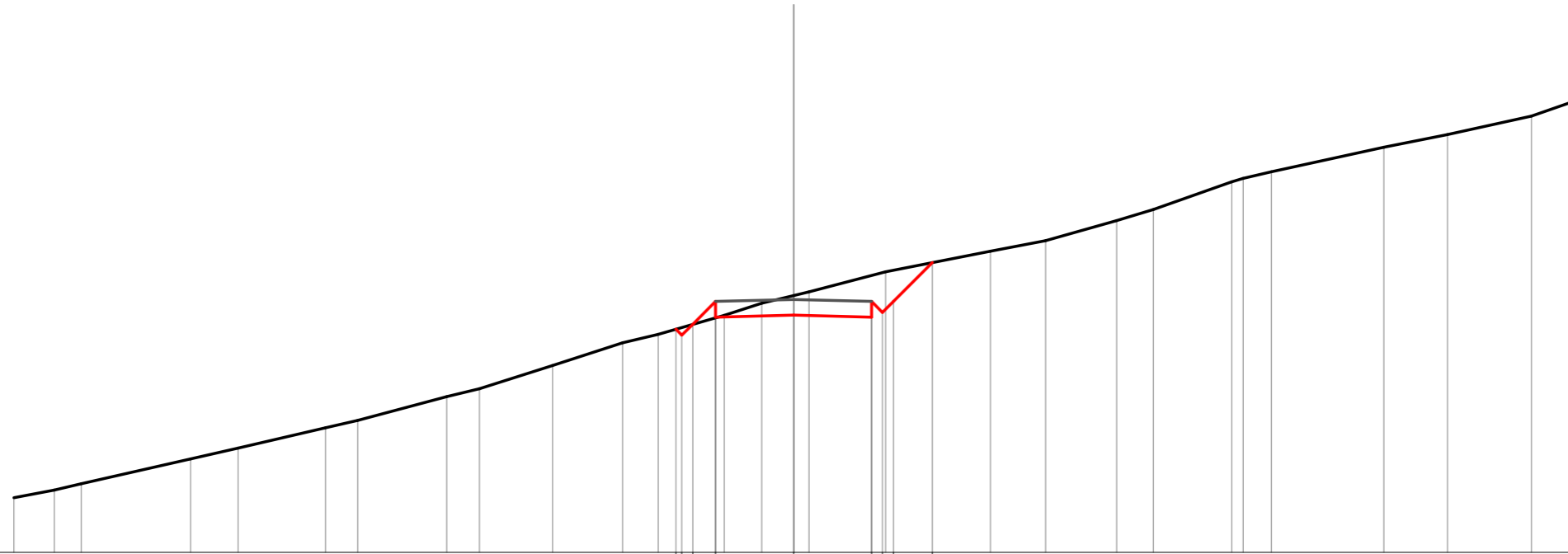



Quote		946.96	946.73	947.08	947.33	947.40	947.33	947.33	947.33	948.54
Parziali		0.00	0.33	0.35	0.75	2.50	2.50	0.35	0.35	0.71
Sviluppata Par.		0.00	0.49	1.06	2.50	2.50	0.49	0.49	1.00	
Sviluppata		0.00	0.32	0.82	1.88	4.38	6.88	7.37	8.88	
Progressiva		-3.83	-3.60	-3.25	-2.50	0.00	2.50	2.55	3.20	3.91
Dislivelli		0.00	-0.28	-0.00	0.59	-0.32	-0.90	-0.84	-0.36	-0.00

Sezione: 5056
 Progressiva: 530.000
 Q. Progetto: 948.114

Scala H 1/200.00
 Scala V 1/200.00

940.00

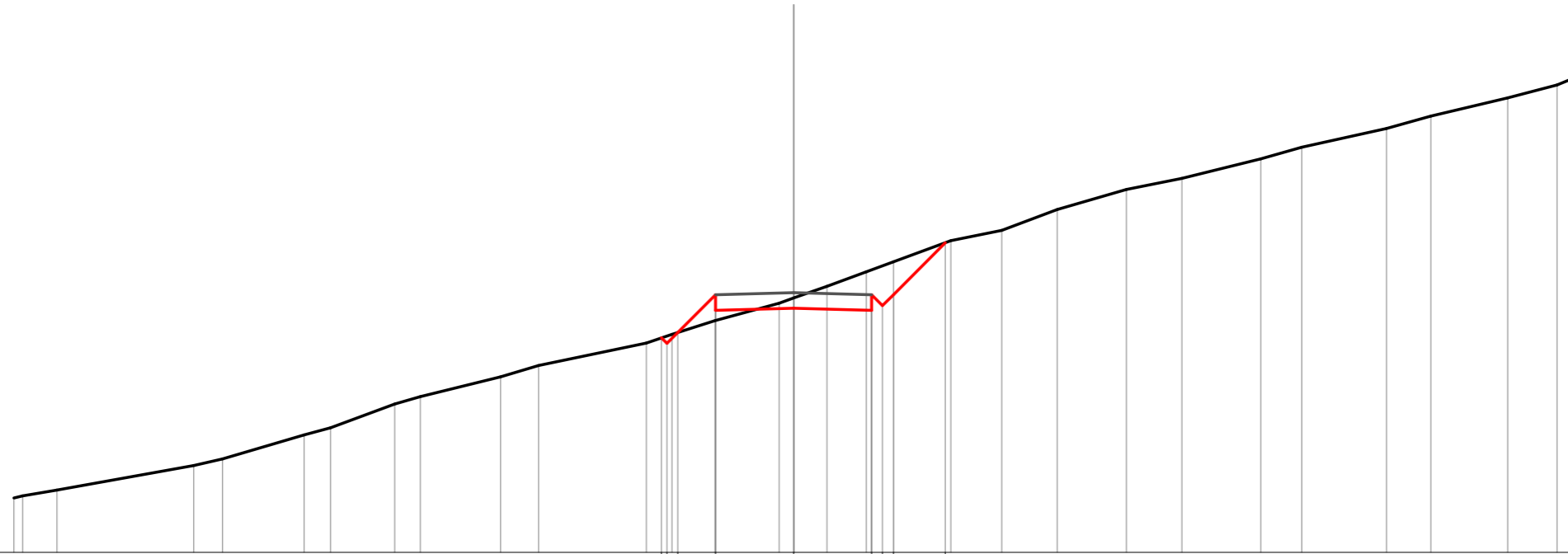


Quote		947.16	946.97	947.32	947.55	947.61	947.55	946.70	949.30
Parziali		0.00	0.35	0.73	2.50	2.50	0.35	0.35	1.25
Sviluppata Par.		0.00	0.49	1.04	2.50	2.50	0.49	0.49	1.76
Sviluppata		0.00	0.27	0.77	1.80	4.31	6.81	7.30	9.56
Progressiva		-3.78	-3.58	-3.23	-2.50	0.00	2.50	3.20	4.45
Dislivelli		0.00	-0.26	-0.00	0.52	-0.63	-1.33	-1.27	-1.00

Sezione: 5057
 Progressiva: 540.000
 Q. Progetto: 948.331

Scala H 1/200.00
 Scala V 1/200.00

940.00

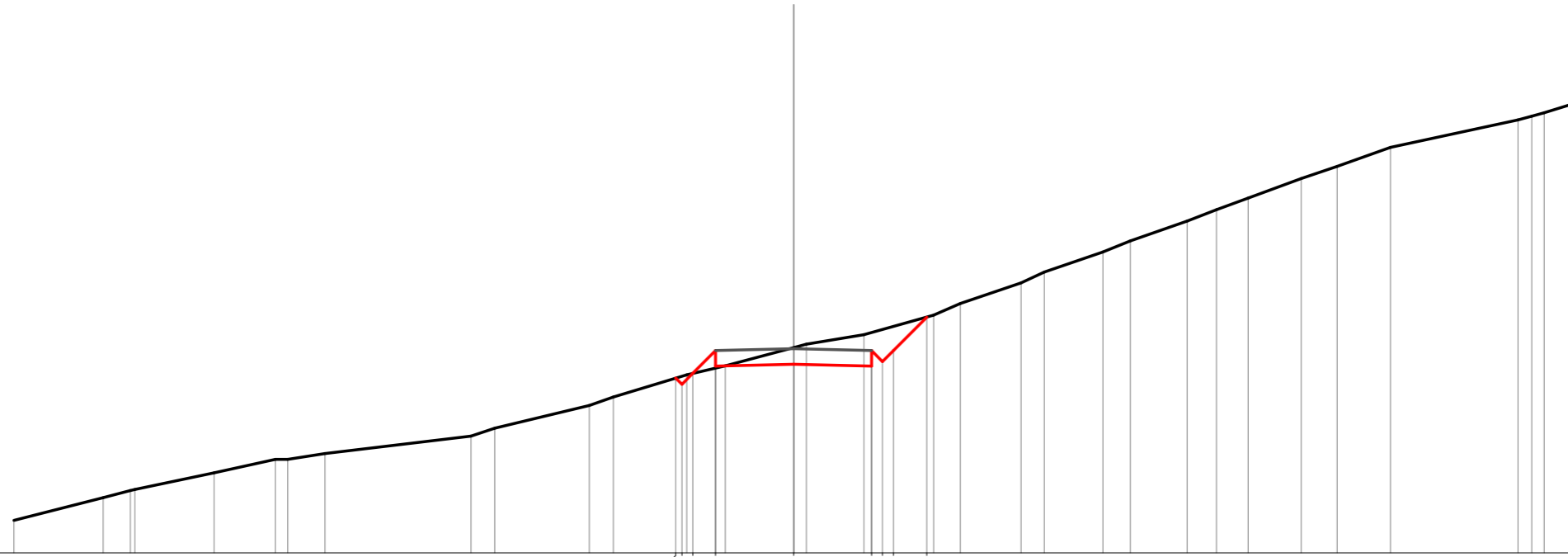


Quote		946.98	947.06	947.77	947.83	947.77	946.27	949.94
Parziali		0.35	1.21	2.50	2.50	0.35	1.67	
Sviluppata Par.		0.49	1.71	2.50	2.50	0.49	2.36	
Sviluppata		0.00	0.25	2.46	4.96	7.46	10.81	
Progressiva		-4.24	-4.06	-2.50	0.00	2.50	4.87	
Dislivelli		-0.00	-0.00	0.83	-0.33	-1.30	-1.08	-0.00

Sezione: 5058
 Progressiva: 550.000
 Q. Progetto: 948.549

Scala H 1/200.00
 Scala V 1/200.00

942.00

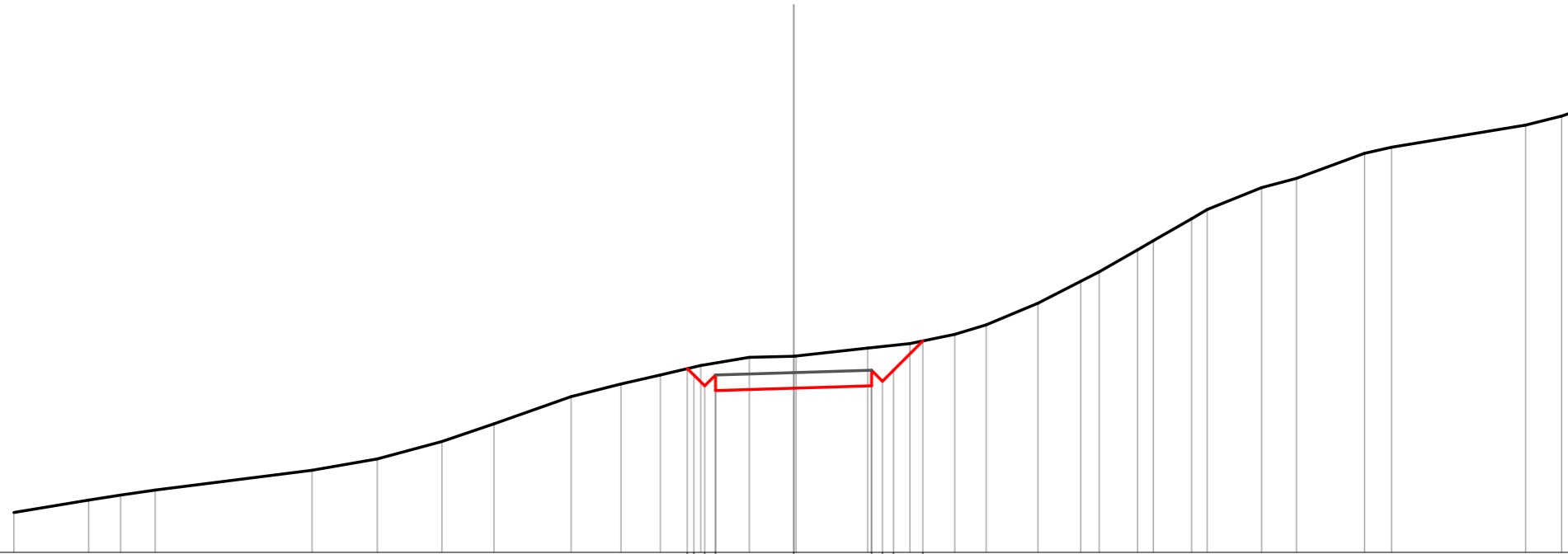



Quote		947.60	947.41	947.76	947.99	948.05	947.99	948.14	949.56	
Parziali		0.00	0.35	0.73	2.50	2.50	0.35	0.35	1.07	
Sviluppata Par.		0.00	0.49	1.03	2.50	2.50	0.49	0.49	1.52	
Sviluppata		0.00	0.28	0.77	1.81	4.31	6.81	7.30	9.32	
Progressiva		-3.78	-3.58	-3.23	-2.50	0.00	2.50	3.20	4.27	
Dislivelli		0.00	-0.26	-0.00	0.56	-0.53	-1.08	-1.03	-0.78	0.00

Sezione: 5059
 Progressiva: 560.000
 Q. Progetto: 948.767

Scala H 1/200.00
 Scala V 1/200.00

943.00

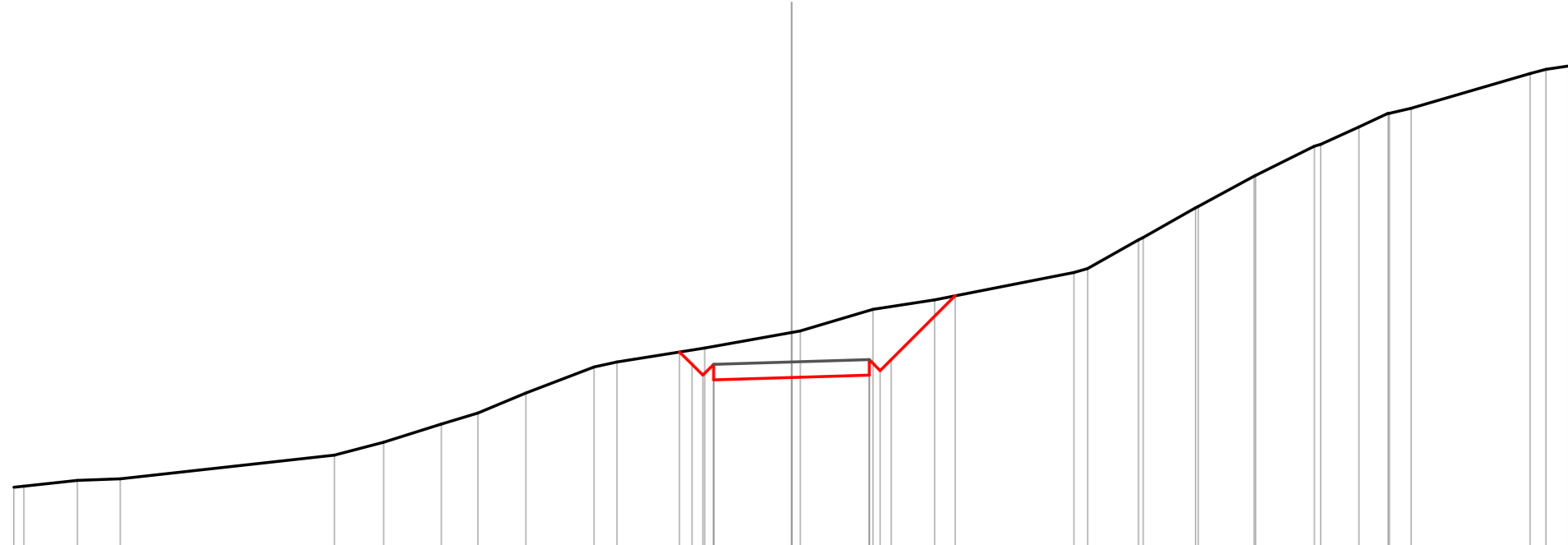


Quote		948.90	948.89	948.84	948.84	948.84	948.84	948.78	
Parziali		0.00	0.35	0.35	2.50	2.50	0.35	0.94	
Sviluppata Par.		0.00	0.49	0.49	2.50	2.50	0.49	1.33	
Sviluppata		0.00	0.29	0.79	1.28	3.78	6.28	7.27	8.61
Progressiva		-3.41	-3.20	-2.85	-2.50	0.00	2.50	3.20	4.14
Dislivelli		0.00	-0.25	-0.68	-0.39	-1.03	-1.23	-0.80	0.00

Sezione: 5060
 Progressiva: 570.000
 Q. Progetto: 948.995

Scala H 1/200.00
 Scala V 1/200.00

943.00

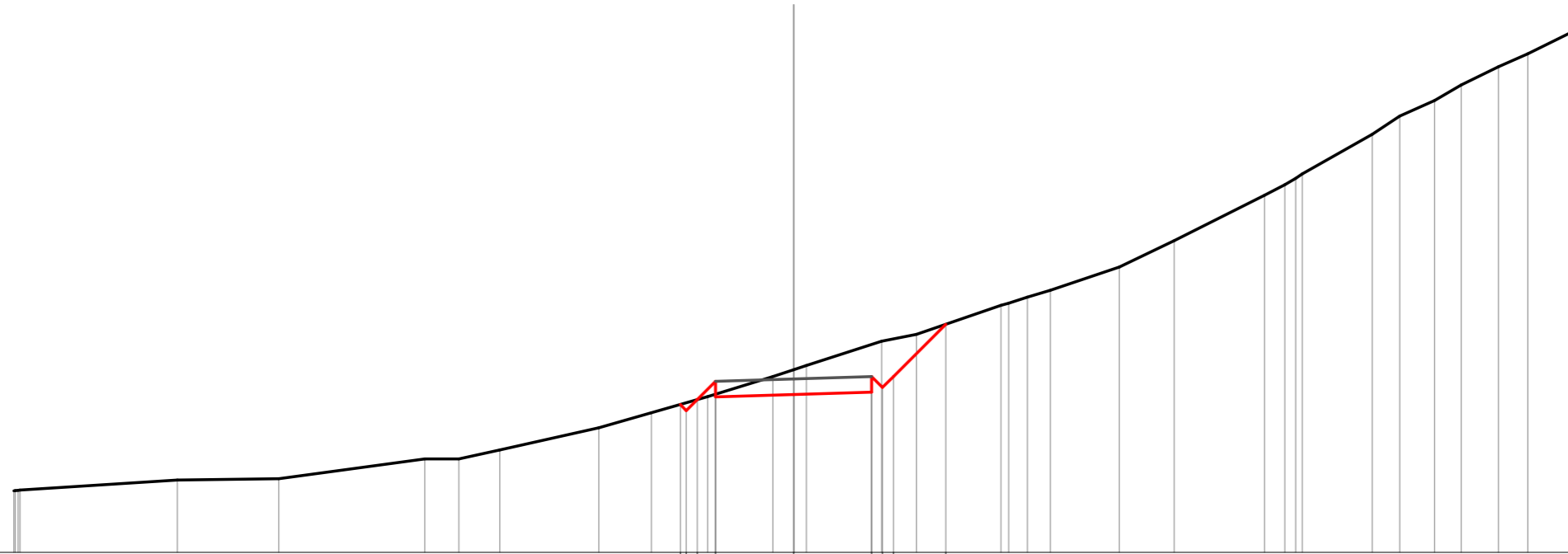


Quote		949.92	948.92	948.50	948.57	951.13
Parziali		0.40	2.50	2.50	0.35	2.06
Sviluppata Par.		0.57	2.50	2.50	0.49	2.91
Sviluppata		0.00	4.06	4.06	6.56	10.46
Progressiva		-3.60	0.00	0.00	2.50	5.26
Dislivelli		0.00	-1.45	-1.45	-2.08	0.00

Sezione: 5061
 Progressiva: 580.000
 Q. Progetto: 949.568

Scala H 1/200.00
 Scala V 1/200.00

944.00

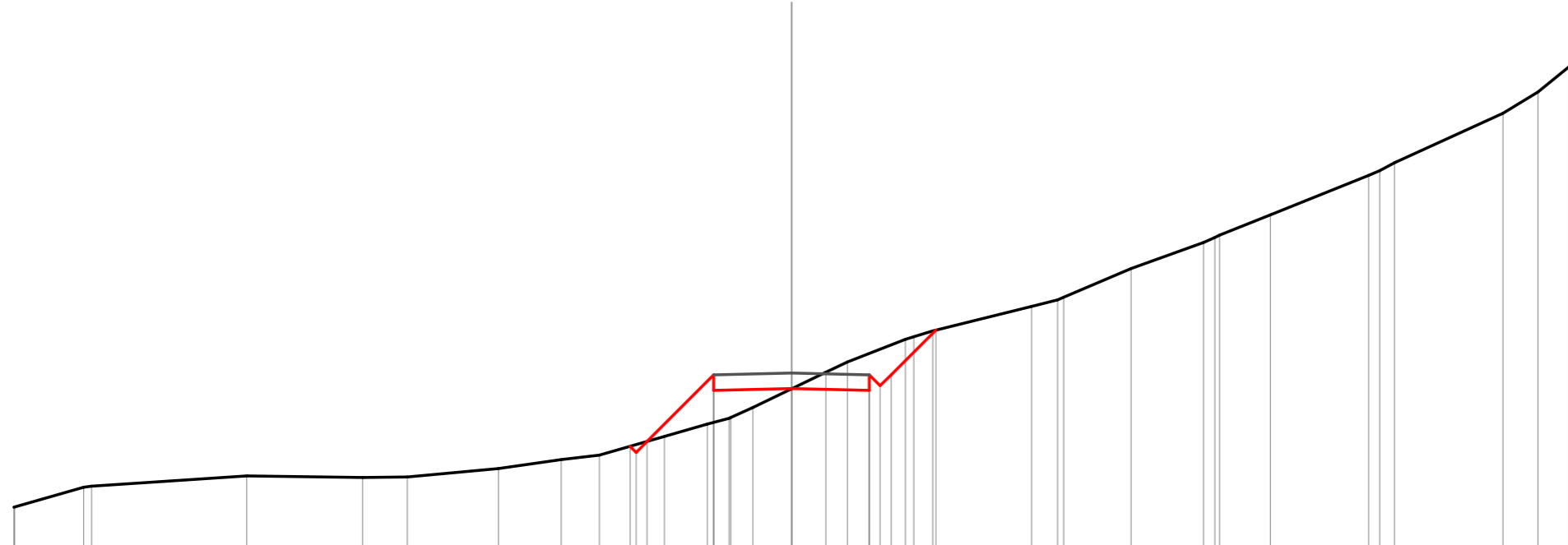


Quote			948.75	948.55	948.90	948.99	949.07	949.14	949.23	949.64	951.32
Parziali			0.00	0.35	0.59	2.50	2.50	0.35	0.35	1.68	
Sviluppata Par.			0.49	0.83	2.50	2.50	0.49	0.49	2.37		
Sviluppata			0.00	0.27	4.66	4.10	6.60	7.10	9.97		
Progressiva			-3.63	-3.44	-3.69	-2.50	0.00	2.50	2.55	3.20	4.88
Dislivelli			0.00	-0.25	0.00	0.41	-0.79	-1.53	-1.19	-1.21	-0.00

Sezione: 5062
 Progressiva: 590.000
 Q. Progetto: 950.646

Scala H 1/200.00
 Scala V 1/200.00

945.00

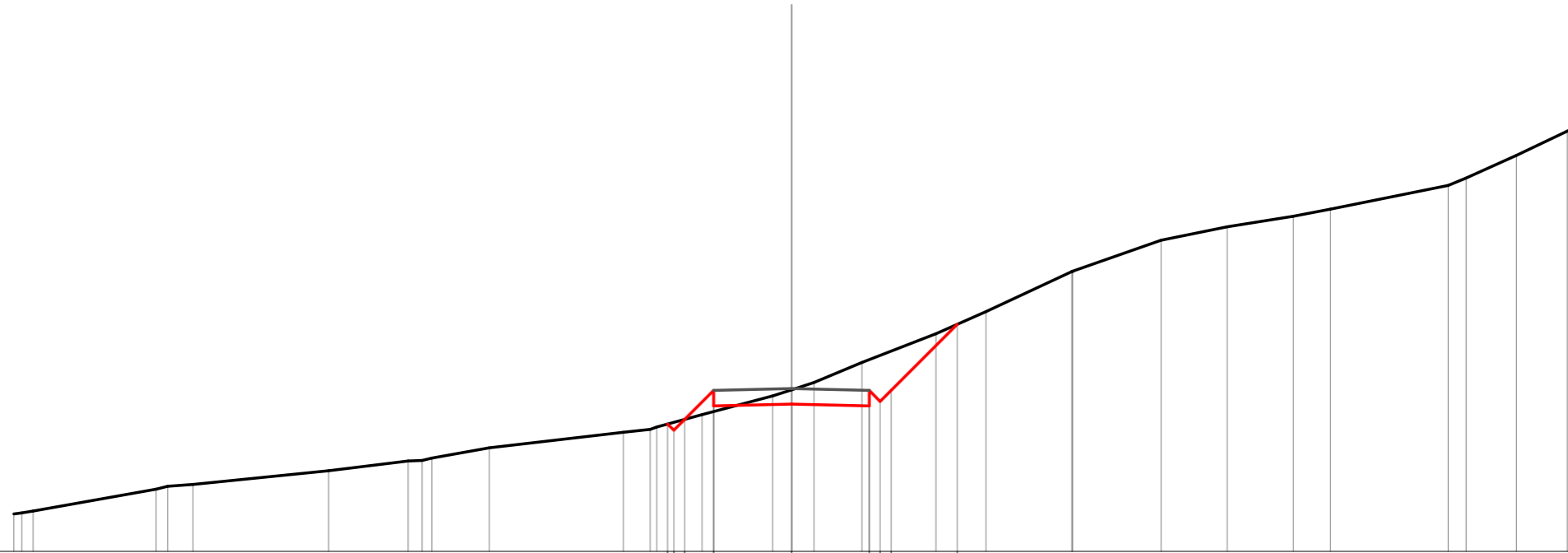



Quote		948.28	948.09	948.44	950.08	950.15	950.08	950.23	950.56	952.03
Parziali		0.00	0.35	2.15	2.50	2.50	0.35	1.44		
Sviluppata Par.		0.49	3.03	2.50	2.50	0.49	2.04			
Sviluppata		0.00	0.27	3.80	6.31	8.81	11.84			
Progressiva		-5.19	-5.00	-4.65	-2.50	0.00	2.50	2.55	3.20	4.64
Dislivelli		0.00	-0.25	0.00	1.53	0.02	-1.19	-1.18	-0.98	0.00

Sezione: 5063
 Progressiva: 600.000
 Q. Progetto: 952.237

Scala H 1/200.00
 Scala V 1/200.00

947.00

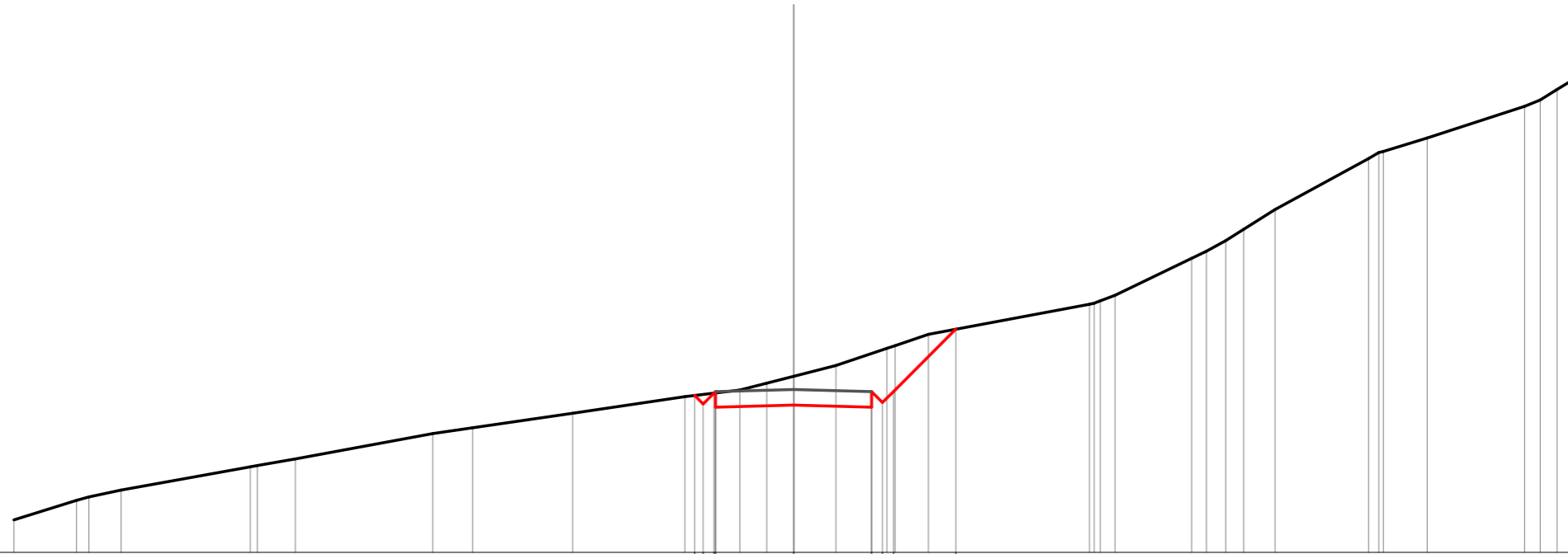


Quote				951.10	950.89	951.24	951.67	951.74	951.67	951.92	952.17	954.30
Parziali				0.35	0.93	2.50	2.50	0.35	0.35	2.13		
Sviluppata Par.				0.49	1.32	2.50	2.50	0.49	0.49	3.01		
Sviluppata				0.00	0.28	0.78	2.09	4.60	7.10	8.09	11.09	
Progressiva				-3.98	-3.78	-3.43	-2.50	0.00	2.50	2.55	3.20	5.33
Dislivelli				0.00	-0.26	0.00	0.68	-0.46	-1.49	-1.28	-1.28	0.00

Sezione: 5064
 Progressiva: 610.000
 Q. Progetto: 954.224

Scala H 1/200.00
 Scala V 1/200.00

949.00

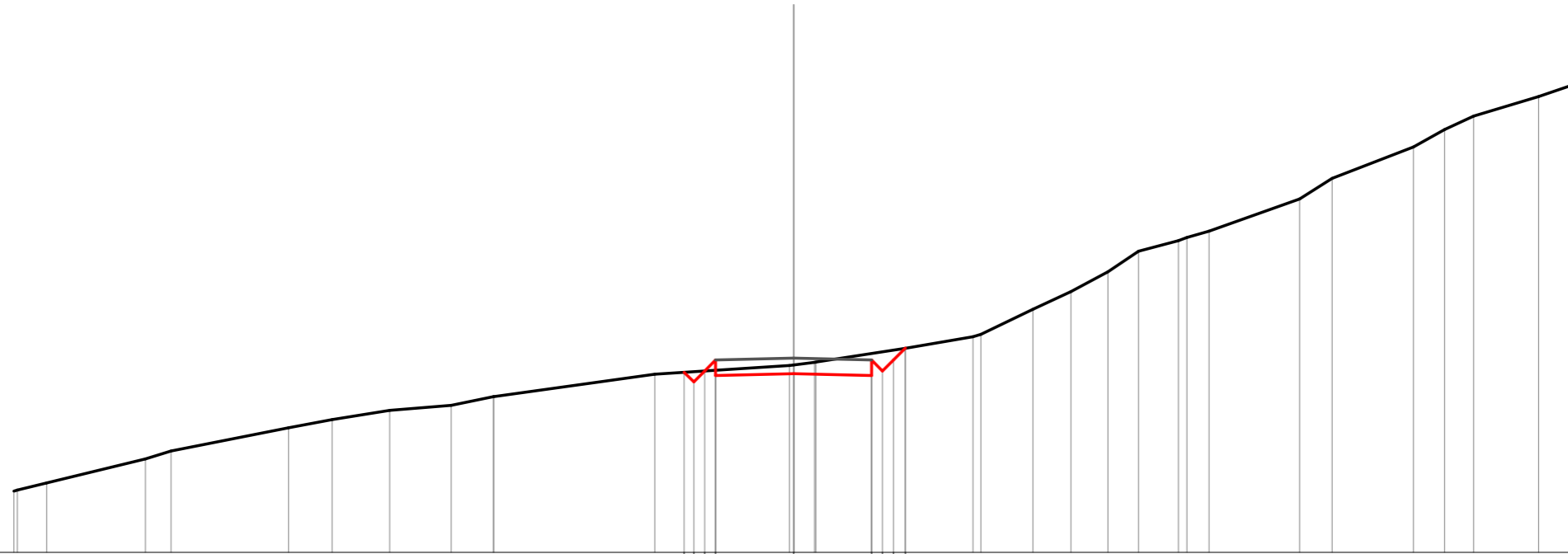


Quote		954.04	953.76	953.66	953.72	953.66	953.61	954.16	956.16
Parziali		0.35	0.35	2.50	2.50	0.35	0.35	2.00	
Sviluppata Par.		0.35	0.49	2.50	2.50	0.49	0.49	2.83	
Sviluppata		0.00	0.39	0.96	3.46	5.96	6.45	9.78	
Progressiva		-3.17	-2.90	-2.50	0.00	2.50	2.55	5.20	
Dislivelli		-0.00	-0.31	0.04	-0.93	-1.72	-1.69	-1.43	0.00

Sezione: 5065
 Progressiva: 620.000
 Q. Progetto: 956.235

Scala H 1/200.00
 Scala V 1/200.00

950.00

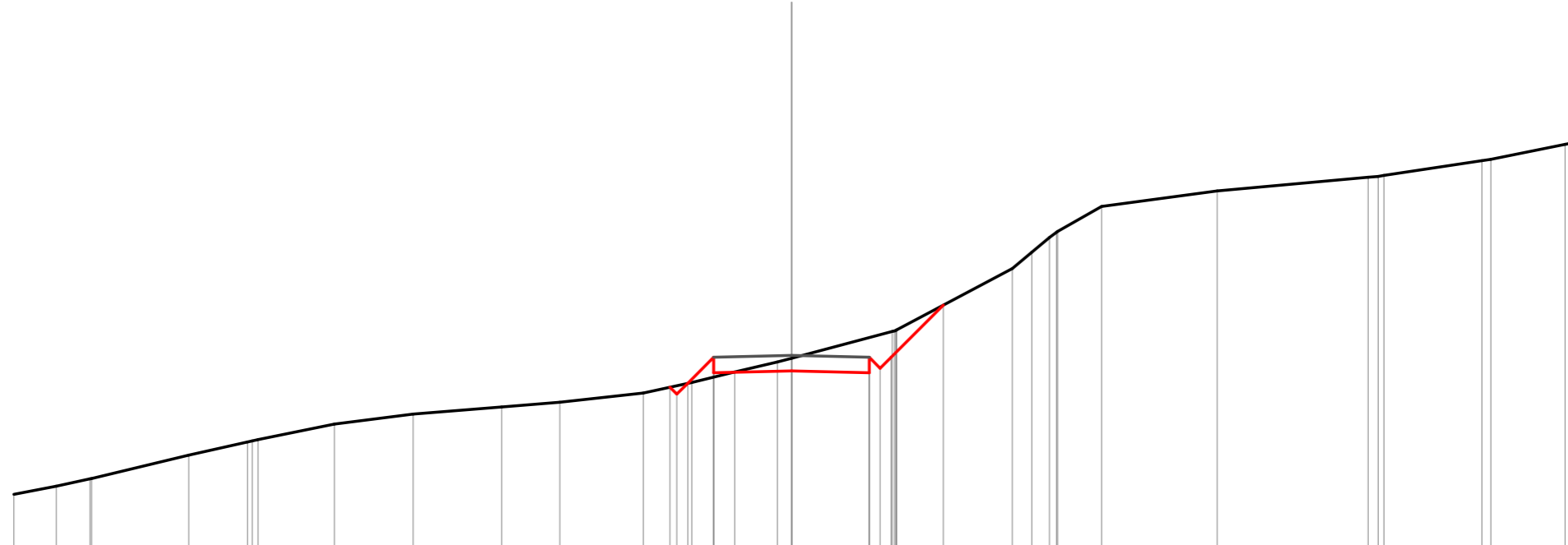


Quote		955.78	955.47	955.82	955.67		955.73		955.67	955.87	956.56
Parziali		0.31	0.33	0.33	0.33	2.50	2.50	0.35	0.35	0.38	0.38
Sviluppata Par.		0.49	0.49	0.49	0.49	2.50	2.50	0.49	0.49	0.54	0.54
Sviluppata		0.00	0.43	0.93	1.42	3.92	6.42	6.42	7.47	7.95	7.95
Progressiva		-3.51	-3.20	-2.85	-2.50	0.00	2.50	2.50	2.85	3.20	3.51
Dislivelli		0.00	-0.33	0.00	0.33	-0.28	-0.71	-0.32	-0.32	-0.00	-0.00

Sezione: 5066
 Progressiva: 630.000
 Q. Progetto: 958.210

Scala H 1/200.00
 Scala V 1/200.00

952.00

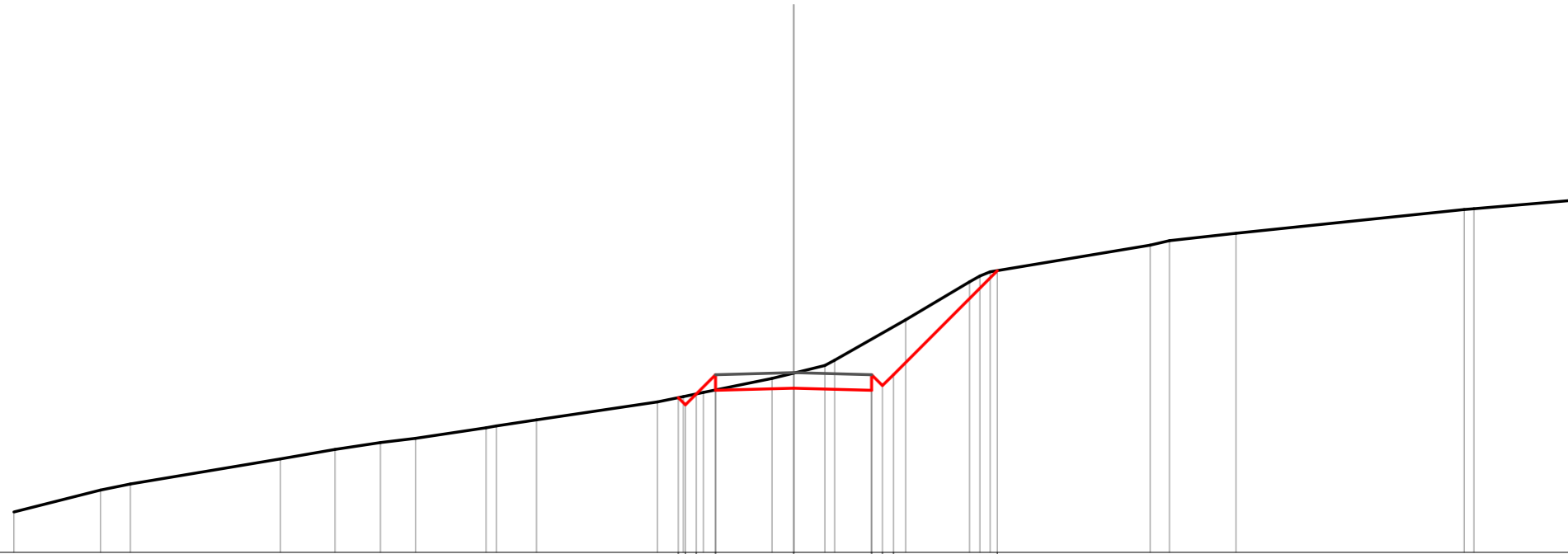


Quote				957.19	956.96	957.31	957.65	957.71	957.65	957.90	956.19	959.82
Parziali				0.00	0.32	0.81	1.18	2.50	2.50	0.35	0.35	1.68
Sviluppata Par.				0.00	0.49	0.81	1.18	2.50	2.50	0.49	0.49	2.37
Sviluppata				0.00	0.32	0.81	1.99	4.50	7.00	7.00	7.99	10.36
Progressiva				-3.91	-3.69	-3.34	-2.50	0.00	2.50	2.50	3.20	4.88
Dislivelli				0.00	-0.27	0.00	0.64	-0.41	-1.14	-1.06	-0.82	0.00

Sezione: 5067
 Progressiva: 640.000
 Q. Progetto: 959.767

Scala H 1/200.00
 Scala V 1/200.00

954.00

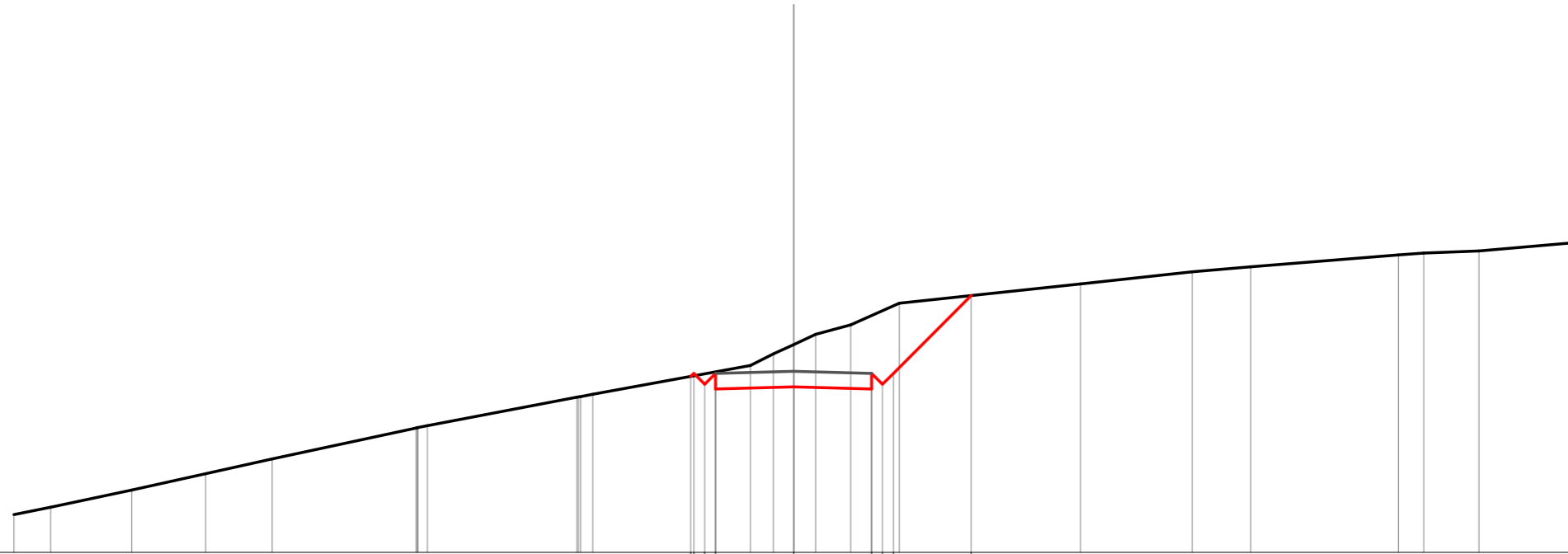


Quote		958.96	958.73	958.06	959.20	959.27	959.20	959.95	959.70	963.04
Parziali		0.00	0.33	0.49	0.88	2.50	2.50	0.35	0.35	3.34
Sviluppata Par.		0.00	0.33	0.49	0.88	2.50	2.50	0.49	0.49	4.72
Sviluppata		0.00	0.33	0.49	0.88	4.20	4.20	6.70	7.09	12.41
Progressiva		-3.70	-3.47	-3.12	-2.50	0.00	0.00	2.50	2.55	6.54
Dislivelli		0.00	-0.28	-0.00	0.49	-0.49	-0.49	-1.63	-1.68	0.00

Sezione: 5068
 Progressiva: 650.000
 Q. Progetto: 960.810

Scala H 1/200.00
 Scala V 1/200.00

955.00
 ▽

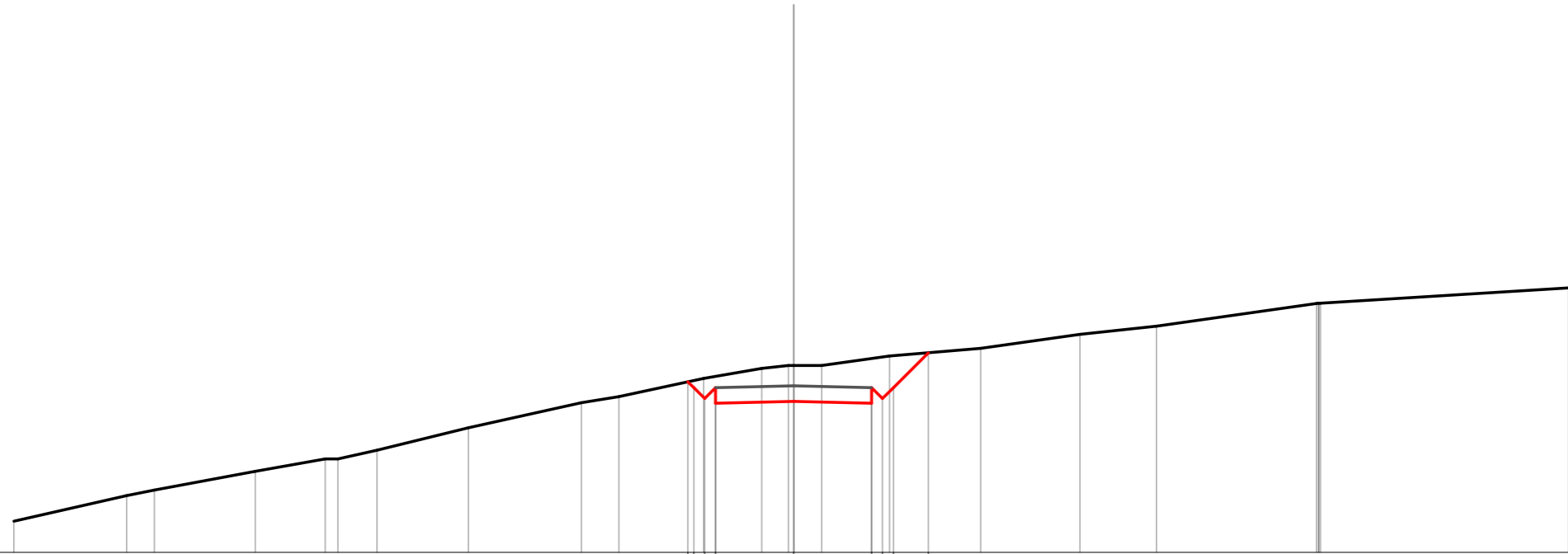


Quote				960.65	960.75	960.80	960.25	960.31	960.25	960.70	960.75	963.25
Parziali				0.10	0.10	0.05	2.50	2.50	0.35	0.35	2.50	
Sviluppata Par.				0.49	0.49	0.49	2.50	2.50	0.49	0.49	3.53	
Sviluppata				0.00	0.14	0.63	1.13	3.63	6.13	6.92	7.12	10.65
Progressiva				-3.30	-3.20	-2.85	-2.50	0.00	2.50	2.55	3.20	5.70
Dislivelli				-0.00	0.08	-0.33	-0.05	-1.36	-2.36	-2.19	-2.17	-0.00

Sezione: 5069
 Progressiva: 660.000
 Q. Progetto: 961.349

Scala H 1/200.00
 Scala V 1/200.00

956.00

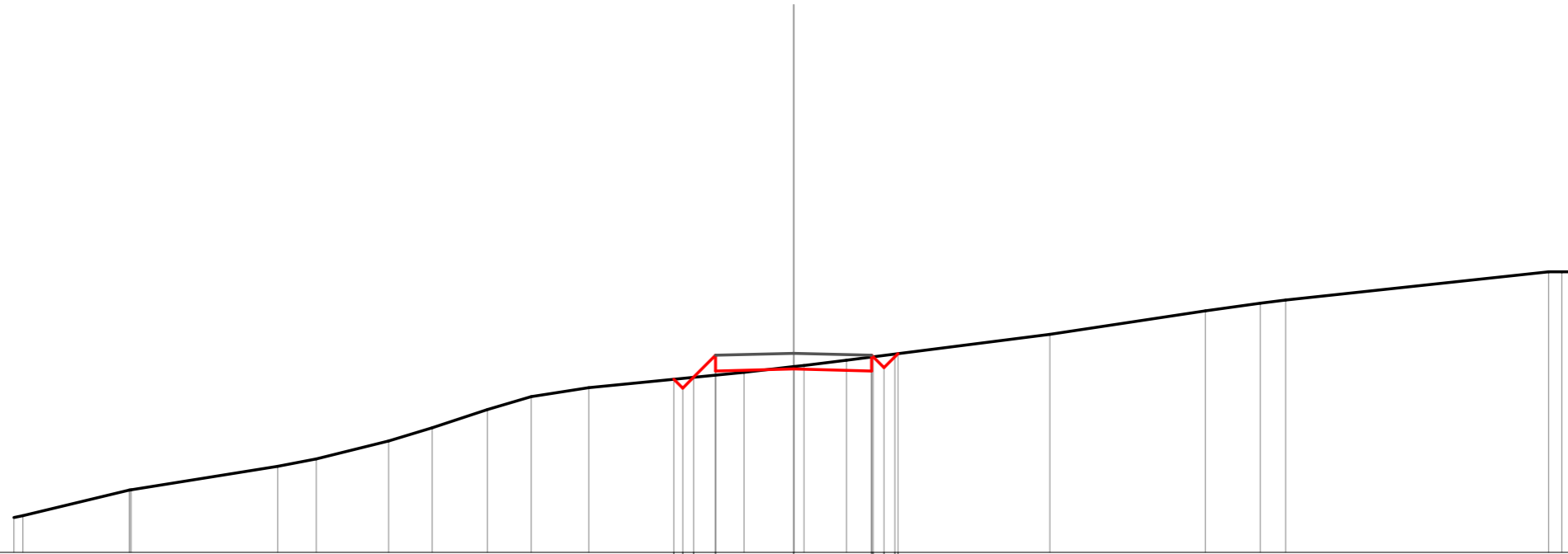


Quote		961.47	961.29	960.94	960.79	960.85	960.79	960.94	961.29	962.41
Parziali		0.00	0.35	0.49	0.35	2.50	2.50	0.35	0.35	1.12
Sviluppata Par.		0.00	0.49	0.49	0.49	2.50	2.50	0.49	0.49	1.58
Sviluppata		0.00	0.27	0.76	1.26	3.76	6.26	7.25	8.83	
Progressiva		-3.39	-3.20	-2.85	-2.50	0.00	2.50	3.20	4.32	
Dislivelli		0.00	-0.23	-0.65	-0.36	-1.15	-1.43	-1.33	-1.02	0.00

Sezione: 5070
 Progressiva: 670.000
 Q. Progetto: 961.387

Scala H 1/200.00
 Scala V 1/200.00

955.00

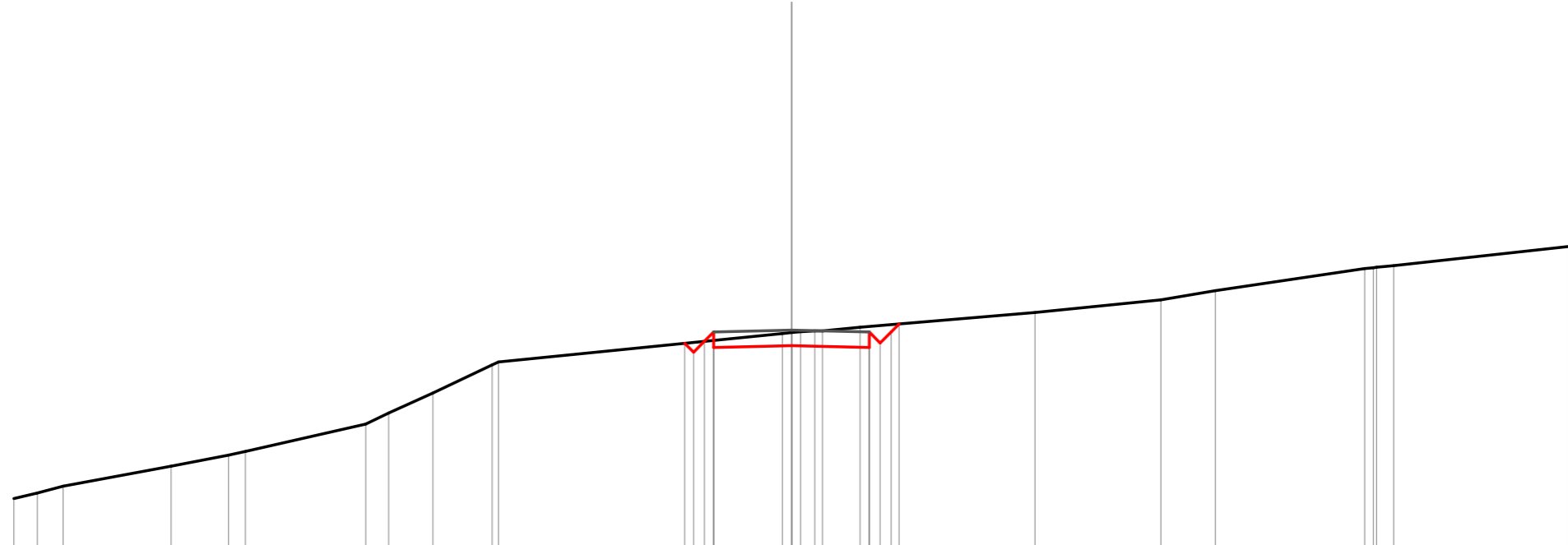



Quote			960.56	960.57	960.62	960.82	960.89	960.82	961.38
Parziali			0.00	0.01	0.35	0.70	2.50	2.50	0.35
Sviluppata Par.			0.41	0.49	0.99	2.50	2.50	0.49	0.49
Sviluppata			0.00	0.41	0.90	1.89	4.39	6.90	6.96
Progressiva			-3.84	-3.55	-3.20	-2.50	0.00	2.50	3.35
Dislivelli			-0.00	-0.32	0.00	0.63	-0.08	-0.45	0.00

Sezione: 5071
 Progressiva: 680.000
 Q. Progetto: 961.023

Scala H 1/200.00
 Scala V 1/200.00

954.00

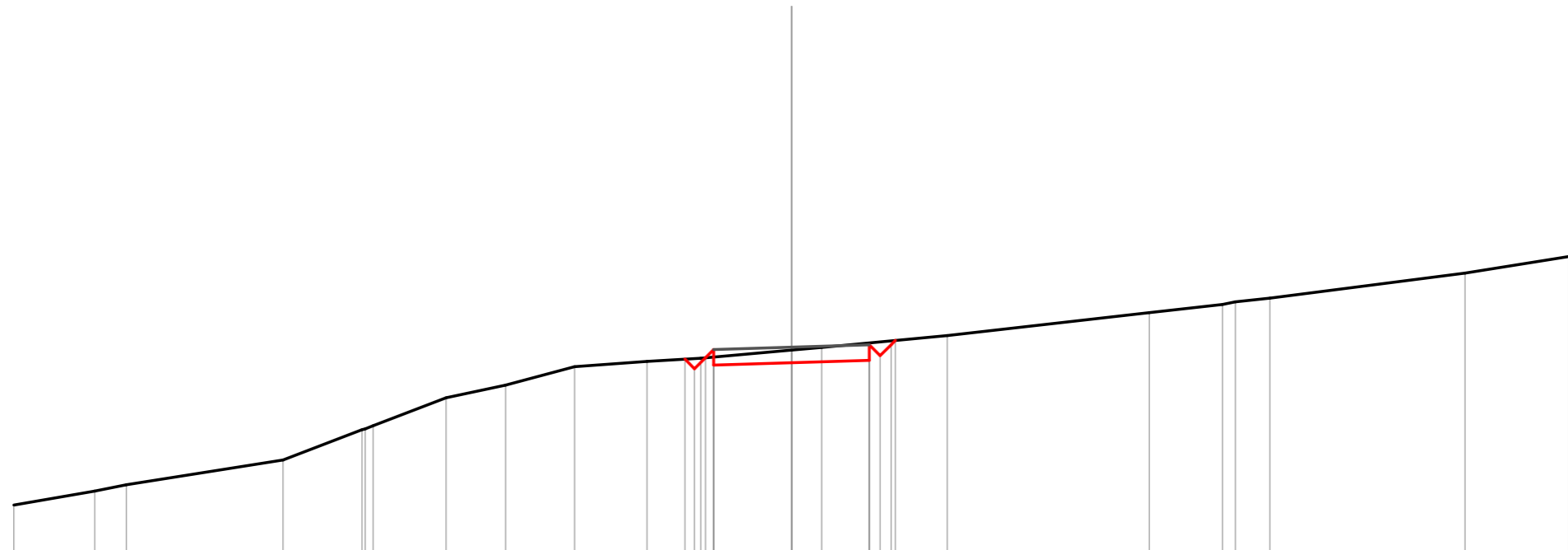



Quote		960.60	960.31	960.46	960.52	960.46	960.61	961.22
Parziali		0.00	0.35	2.50	2.50	0.35	0.35	0.36
Sviluppata Par.		0.00	0.49	2.50	2.50	0.49	0.49	0.36
Sviluppata		0.00	0.40	1.32	3.82	6.32	7.31	7.67
Progressiva		-3.43	-3.15	-2.50	0.00	2.50	2.85	3.46
Dislivelli		-0.00	-0.31	0.27	-0.42	-0.68	-0.56	-0.00

Sezione: 5072
 Progressiva: 690.000
 Q. Progetto: 960.625

Scala H 1/200.00
 Scala V 1/200.00

954.00

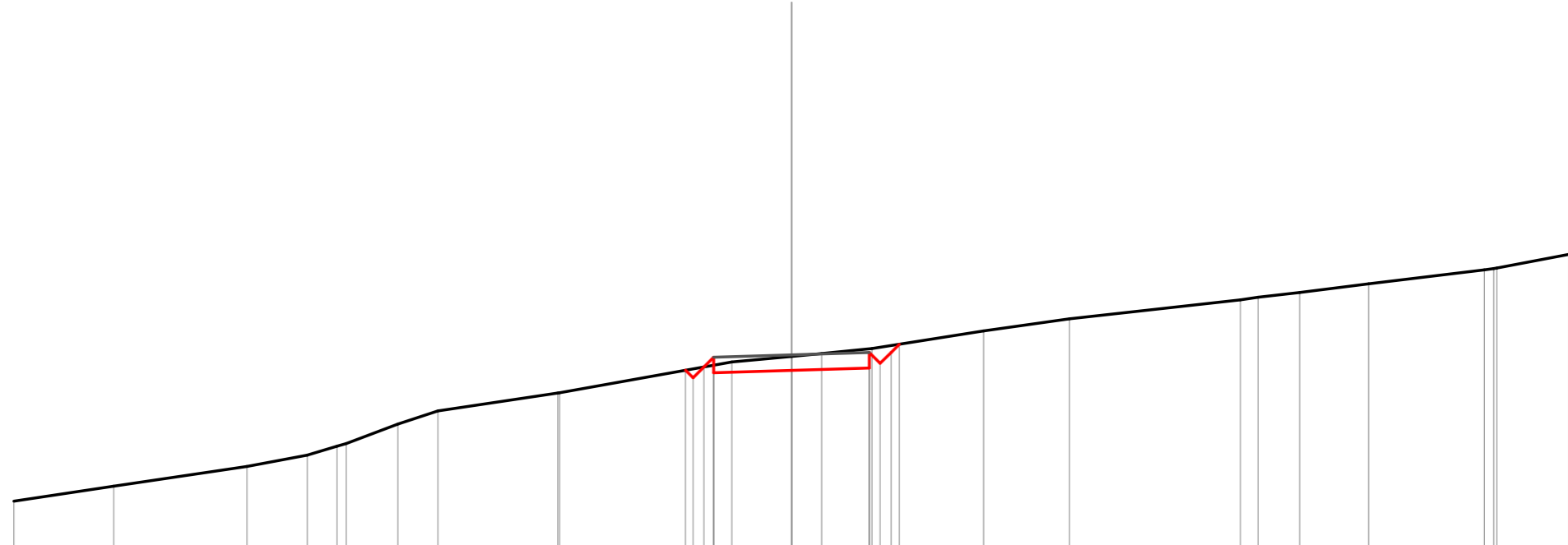



Quote				960.24	959.93	960.05		960.13		960.20	960.35	960.84	
Parziali				0.31	0.35	0.31	2.50	2.50		0.35	0.35		
Sviluppata Par.				0.43	0.35	0.31	2.50	2.50		0.49	0.49		
Sviluppata				0.00	0.43	0.31	3.81	3.81		6.31	7.30	7.50	
Progressiva				-3.43	-3.12	-2.50		0.00		2.50	2.55	3.34	
Dislivelli				0.00	-0.33	0.24		-0.40		-0.56	-0.44	0.00	

Sezione: 5073
 Progressiva: 700.000
 Q. Progetto: 960.227

Scala H 1/200.00
 Scala V 1/200.00

954.00

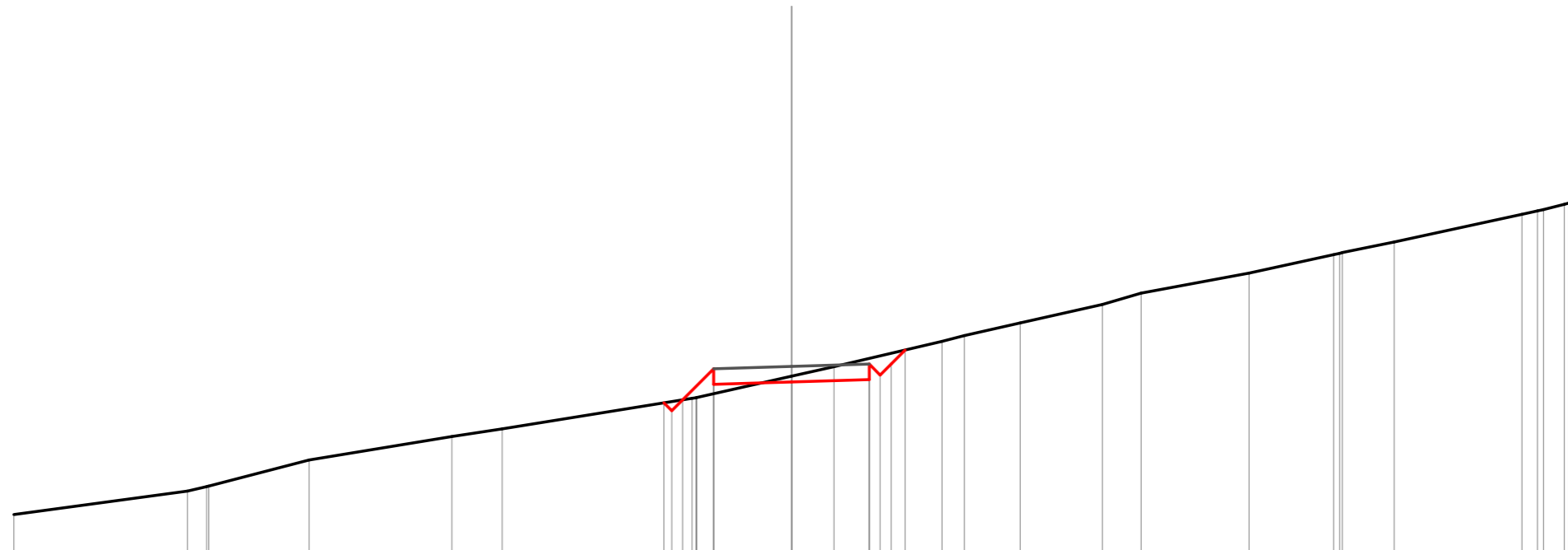



Quote		959.73	959.49	959.65	959.73	959.80	959.95	960.57
Parziali		0.34	0.35	2.50	2.50	0.35	0.35	0.37
Sviluppata Par.		0.34	0.49	2.50	2.50	0.49	0.49	0.38
Sviluppata		0.00	0.34	0.84	3.78	6.28	7.27	7.65
Progressiva		-3.41	-3.16	-2.50	0.00	2.50	2.85	3.47
Dislivelli		0.00	-0.29	0.26	-0.45	-0.62	-0.52	-0.00

Sezione: 5074
 Progressiva: 710.000
 Q. Progetto: 960.005

Scala H 1/200.00
 Scala V 1/200.00

954.00

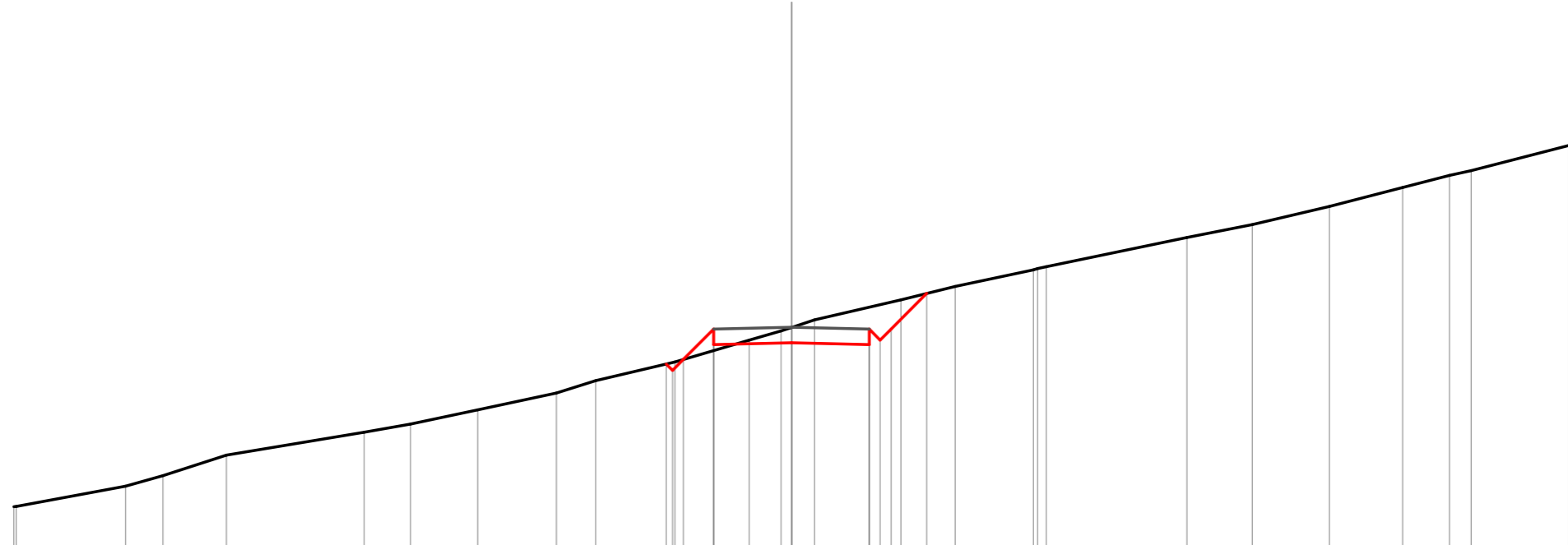


Quote		958.84	958.69	958.93	959.43	959.51	959.68	959.78	960.03
Parziali		0.35	1.00	2.50	2.50	0.35	0.35	0.45	
Sviluppata Par.		0.39	1.41	2.50	2.50	0.49	0.49	0.64	
Sviluppata		0.00	0.36	0.85	2.26	4.77	7.27	8.26	8.90
Progressiva		-4.10	-3.65	-3.50	-2.50	0.00	2.50	2.55	3.65
Dislivelli		0.00	-0.29	0.00	0.80	-0.19	-0.68	-0.32	-0.00

Sezione: 5075
 Progressiva: 720.000
 Q. Progetto: 960.116

Scala H 1/200.00
 Scala V 1/200.00

953.00

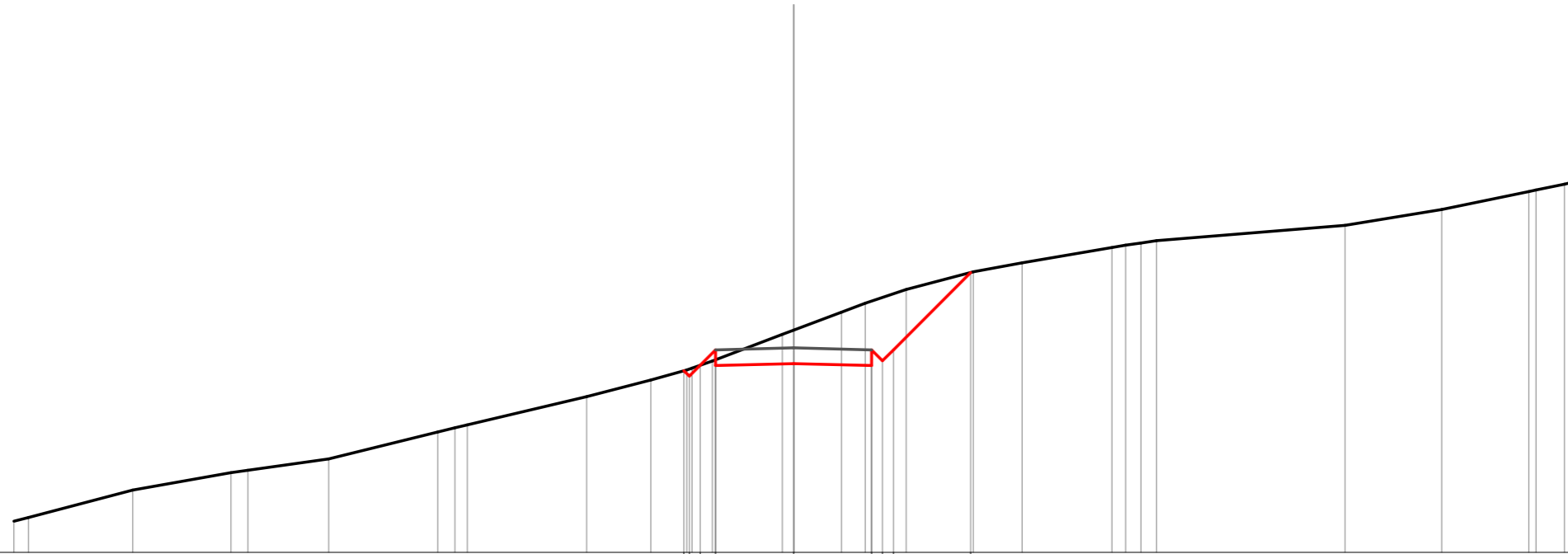



Quote		958.83	958.73	959.08	959.55	959.62	959.55	959.70	960.03	961.20
Parziali		0.35	0.97	2.50	2.50	0.35	0.35	1.15		
Sviluppata Par.		0.49	1.38	2.50	2.50	0.49	0.49	1.63		
Sviluppata		0.00	0.29	0.78	2.16	4.66	7.16	8.15	9.78	
Progressiva		-4.03	-3.62	-3.47	-2.50	0.00	2.50	2.55	3.20	4.35
Dislivelli		0.00	-0.25	0.00	0.69	-0.49	-1.21	-1.14	-0.87	0.00

Sezione: 5076
 Progressiva: 730.000
 Q. Progetto: 960.561

Scala H 1/200.00
 Scala V 1/200.00

954.00

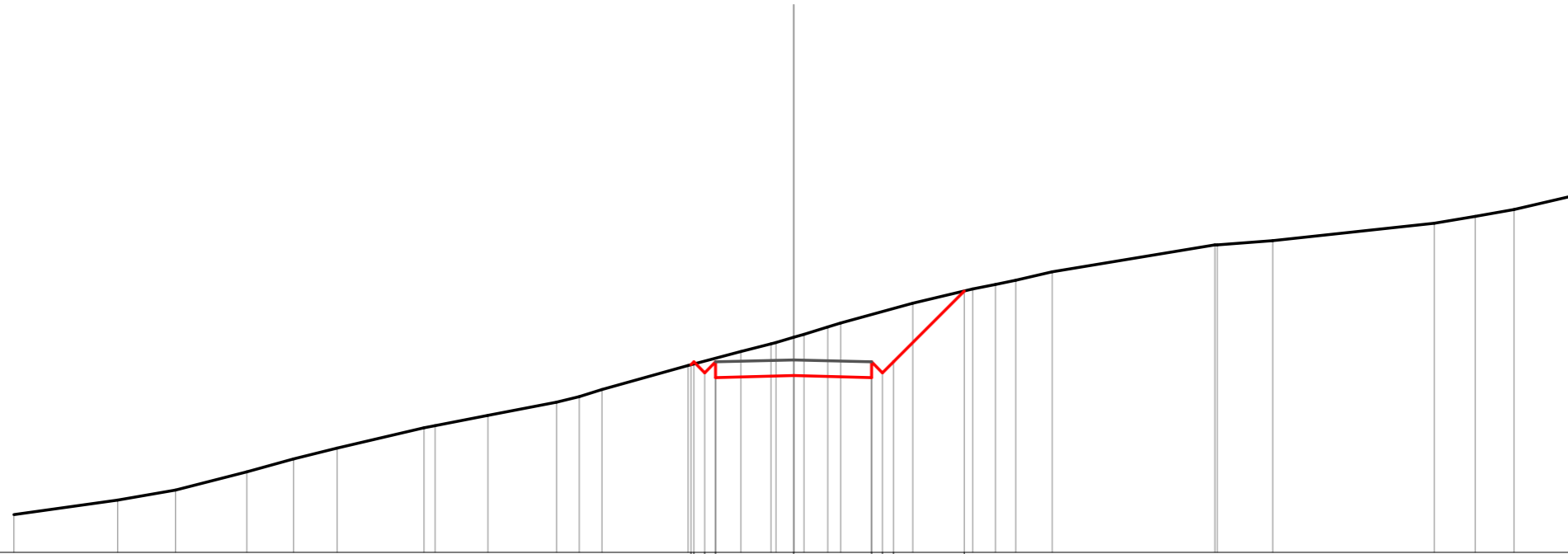


Quote			959.83	959.66	960.01	960.00		960.06		960.00	960.15	960.50		962.88
Parziali			0.35	0.49	0.70	0.49	2.50	2.50	0.35	0.35	2.48			
Sviluppata Par.			0.49	0.70	1.44	2.50	2.50	0.49	0.49	3.51				
Sviluppata			0.00	0.25	0.74	1.44	3.94	6.44	6.44	9.94	10.94			
Progressiva			-3.52	-3.34	-2.99	-2.50	0.00	2.50	2.50	3.20	5.68			
Dislivelli			-0.00	-0.23	0.00	0.32	-1.07	-2.07	-2.04	-1.80	0.00			

Sezione: 5077
 Progressiva: 740.000
 Q. Progetto: 961.175

Scala H 1/200.00
 Scala V 1/200.00

955.00

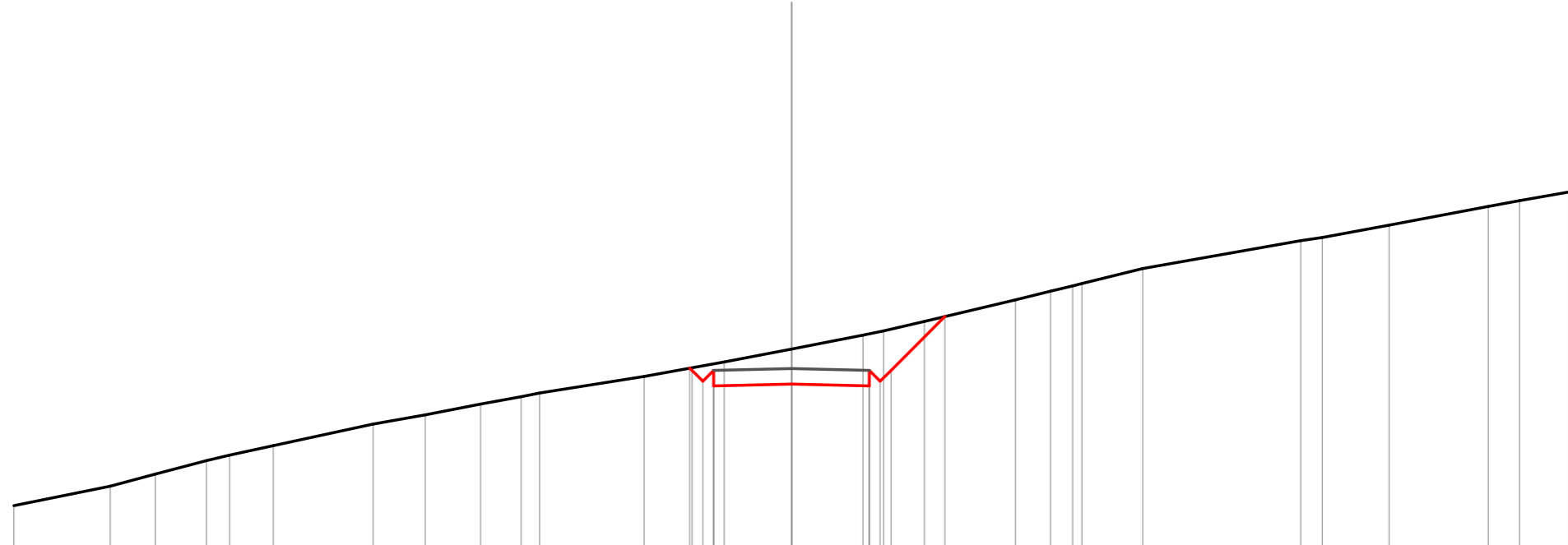


Quote		961.02	961.11	960.76	960.61	960.68	960.61	960.76	961.11	963.39
Parziali		0.00	0.35	0.35	2.50	2.50	0.35	0.35	2.27	
Sviluppata Par.		0.49	0.49	2.50	2.50	0.49	0.49	3.22		
Sviluppata		0.00	0.12	0.62	1.11	3.62	6.12	9.91	7.11	10.32
Progressiva		-3.29	-3.20	-2.85	-2.50	0.00	2.50	2.55	3.20	5.47
Dislivelli		-0.00	0.08	-0.38	-0.12	-1.23	-2.02	-1.97	-1.72	0.00

Sezione: 5078
 Progressiva: 750.000
 Q. Progetto: 961.789

Scala H 1/200.00
 Scala V 1/200.00

956.00

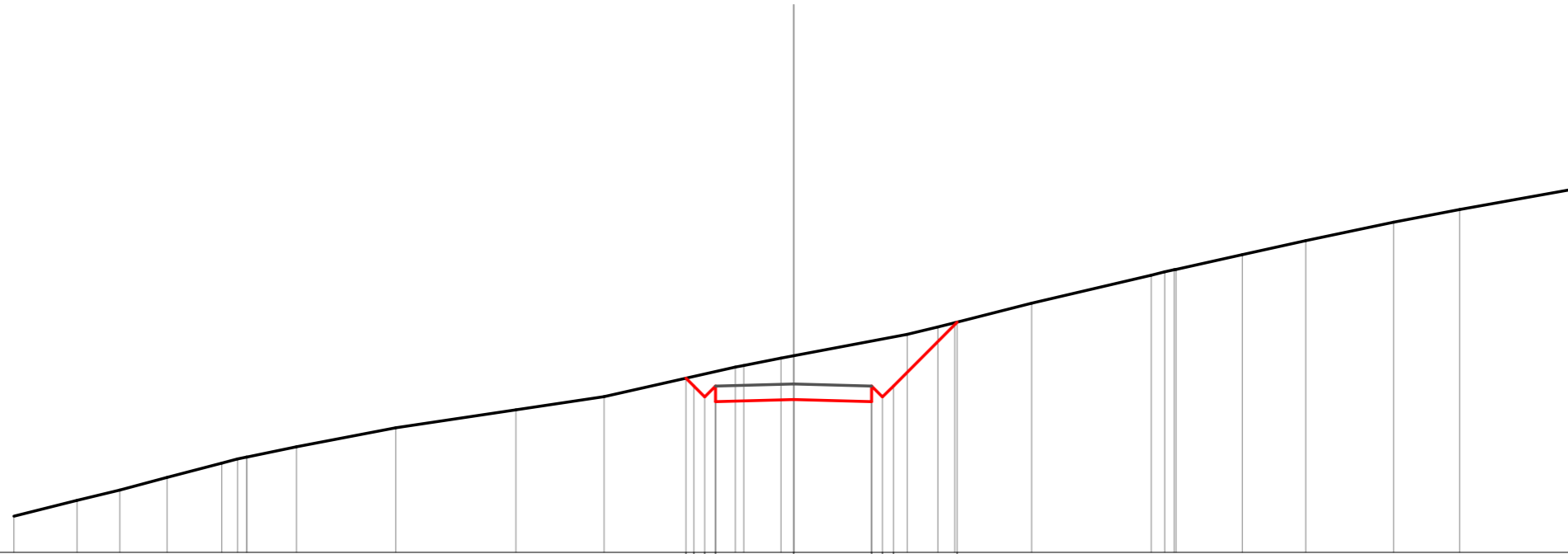


Quote			961.80	961.73	961.23	961.29	961.23	961.23	961.23	961.23	963.16
Parziali			0.45	0.35	2.50	2.50	0.35	0.35	1.73		
Sviluppata Par.			0.45	0.49	2.50	2.50	0.49	0.49	2.45		
Sviluppata			0.00	0.10	0.60	1.09	3.59	6.09	7.08	9.54	
Progressiva			-3.27	-3.20	-2.85	-2.50	0.00	2.50	2.55	3.20	4.93
Dislivelli			0.00	-0.08	-0.09	-0.21	-1.13	-1.67	-1.90	-1.33	-0.00

Sezione: 5079
 Progressiva: 760.000
 Q. Progetto: 962.403

Scala H 1/200.00
 Scala V 1/200.00

957.00

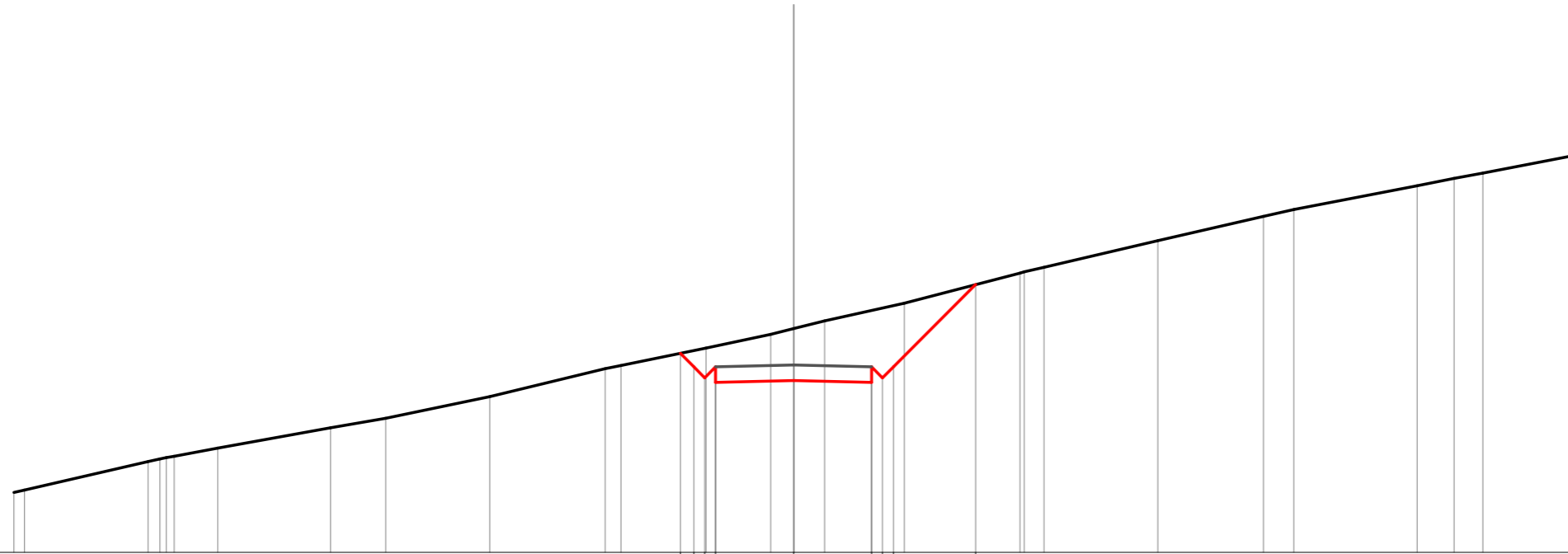


Quote		962.59	962.54	961.99	961.84	961.84	961.99	962.34	964.39
Parziali		0.55	0.55	2.50	2.50	0.35	0.35	2.05	
Sviluppata Par.		0.55	0.49	2.50	2.50	0.49	0.49	2.90	
Sviluppata		0.00	0.36	3.85	3.85	6.35	7.34	10.24	
Progressiva		-3.45	-3.20	0.00	0.00	2.00	2.55	5.25	
Dislivelli		-0.00	-0.31	-1.41	-1.41	-1.94	-1.98	0.00	

Sezione: 5080
 Progressiva: 770.000
 Q. Progetto: 963.016

Scala H 1/200.00
 Scala V 1/200.00

957.00

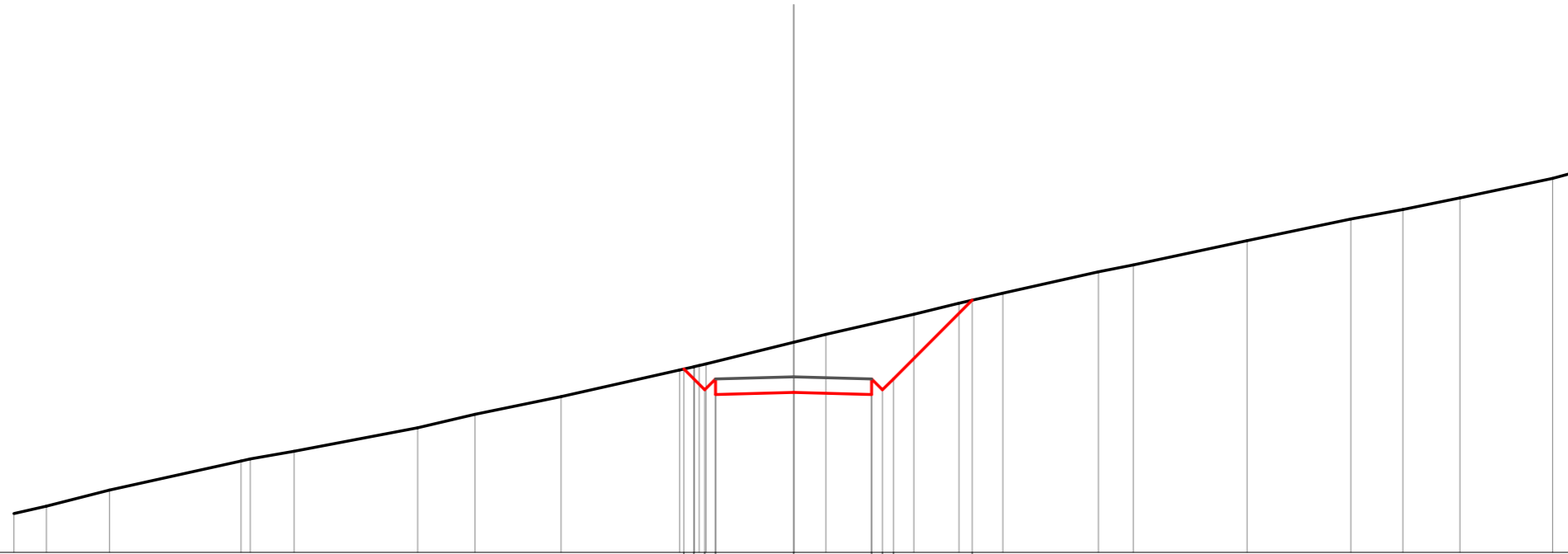


Quote		963.39	962.95	962.60	962.45	962.52	962.45	962.50	962.59	965.60
Parziali		0.43	0.43	0.35	0.35	2.50	2.50	0.35	0.35	2.64
Sviluppata Par.		0.61	0.49	0.49	0.49	2.50	2.50	0.49	0.49	3.74
Sviluppata		0.00	0.61	1.11	1.60	4.10	4.10	6.60	7.59	11.33
Progressiva		-3.63	-3.20	-2.85	-2.50	0.00	0.00	2.50	3.20	5.84
Dislivelli		-0.00	-0.52	-0.94	-0.67	-1.67	-1.67	-2.31	-1.97	-0.00

Sezione: 5081
 Progressiva: 780.000
 Q. Progetto: 963.630

Scala H 1/200.00
 Scala V 1/200.00

958.00

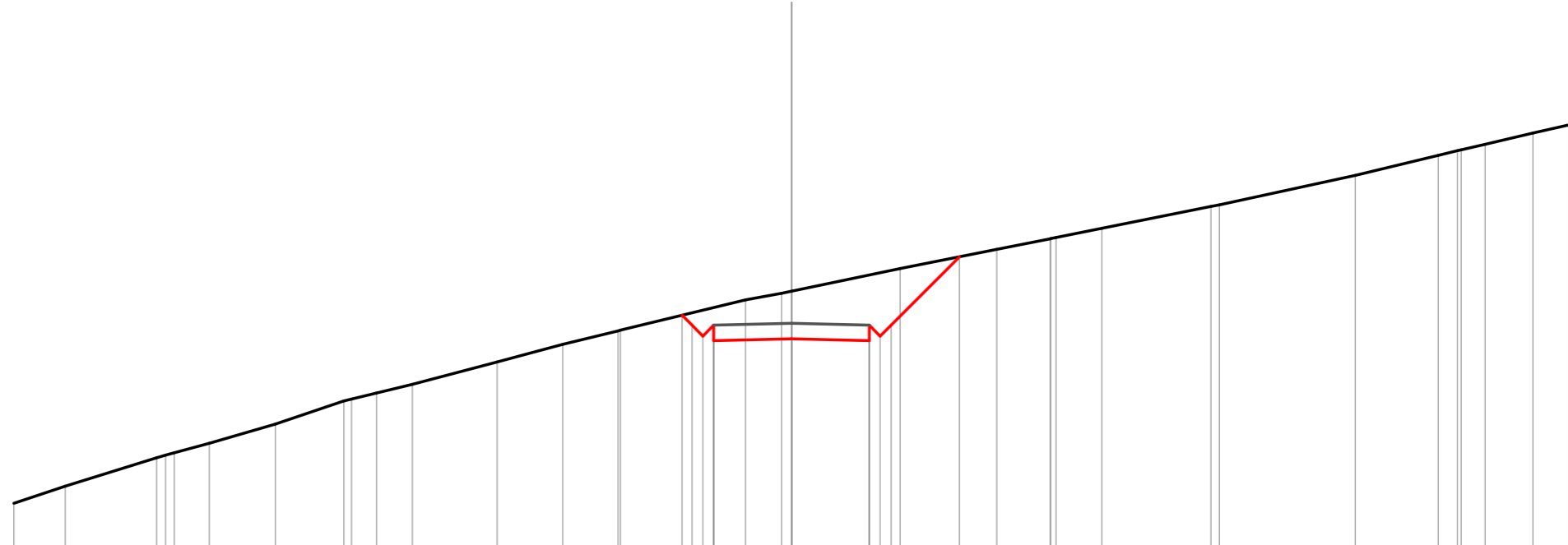


Quote		963.89	963.57	963.22	963.07	963.13	963.07	963.57	966.10	
Parziali		0.32	0.33	0.35	2.50	2.50	0.35	0.35	2.53	
Sviluppata Par.		0.64	0.66	0.69	2.50	2.50	0.49	0.49	3.57	
Sviluppata		0.00	0.45	0.95	1.44	3.94	6.44	6.94	7.43	11.01
Progressiva		-3.52	-3.20	-2.85	-2.50	0.00	2.50	2.85	3.20	5.73
Dislivelli		0.00	-0.39	-0.83	-0.56	-1.61	-2.26	-2.19	-1.92	0.00

Sezione: 5082
 Progressiva: 790.000
 Q. Progetto: 964.244

Scala H 1/200.00
 Scala V 1/200.00

957.00

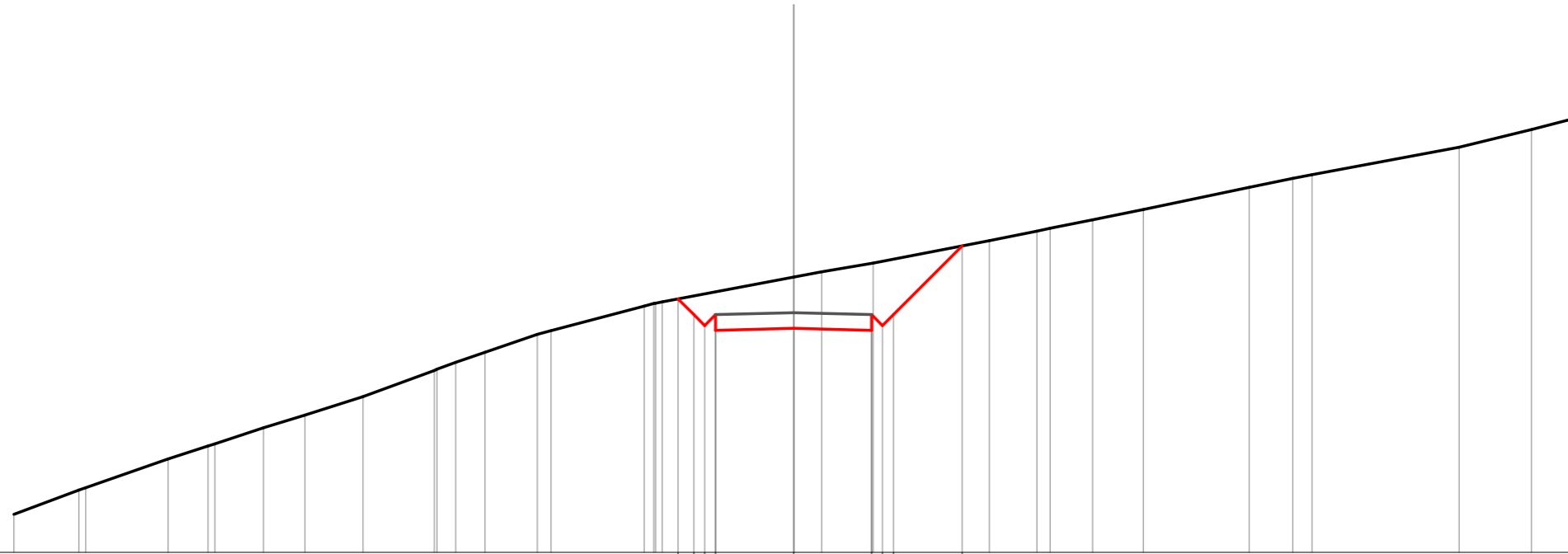



Quote		964.50	964.18	963.83	963.68	963.74	963.68	963.83	964.18	966.38
Parziali		0.00	0.32	0.45	0.35	2.50	2.50	0.35	0.35	2.20
Sviluppata Par.		0.00	0.45	0.95	1.44	2.50	2.50	0.49	0.49	3.11
Sviluppata		0.00	0.45	0.95	1.44	3.94	3.94	6.44	7.43	10.54
Progressiva		-3.52	-3.20	-2.85	-2.50	0.00	0.00	2.50	3.20	5.40
Dislivelli		0.00	-0.40	-0.83	-0.57	-1.53	-1.53	-2.11	-2.03	-0.00

Sezione: 5083
 Progressiva: 800.000
 Q. Progetto: 964.690

Scala H 1/200.00
 Scala V 1/200.00

957.00

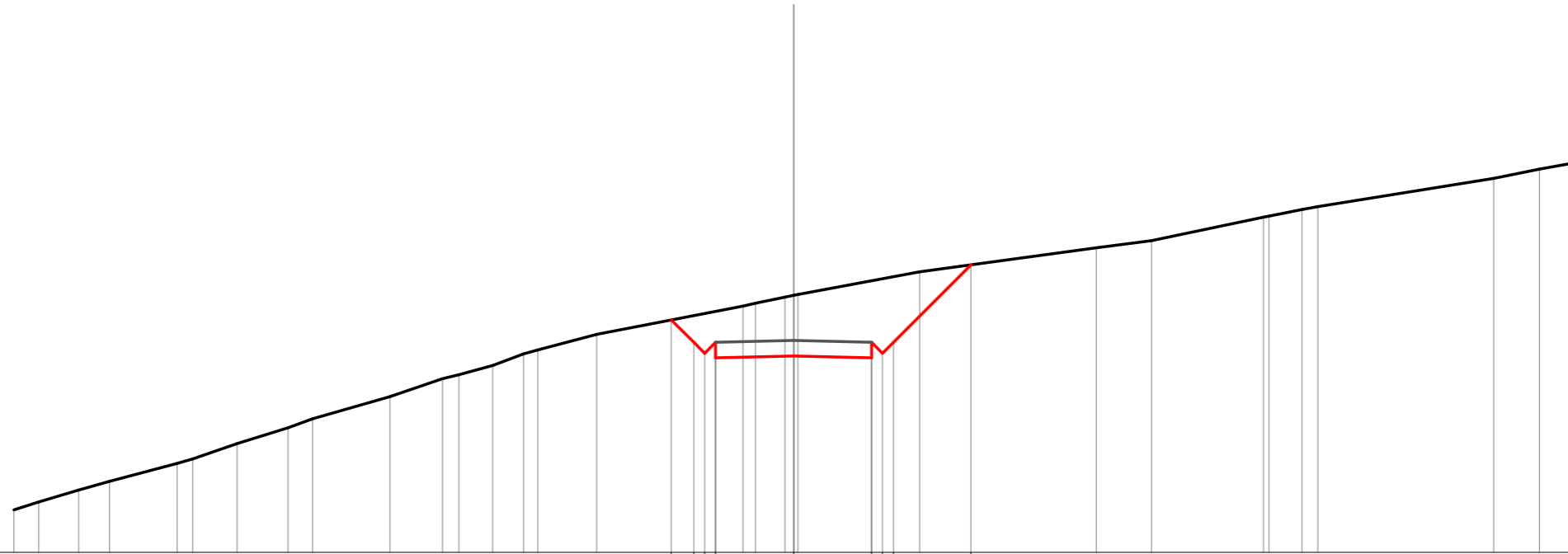


Quote				965.13	964.63	964.28	964.13	964.19	964.13	964.63	966.83
Parziali				0.51	2.50	2.50	0.35	2.20			
Sviluppata Par.				0.72	2.50	2.50	0.49	3.12			
Sviluppata				0.00	4.21	4.21	6.71	10.82			
Progressiva				-3.71	0.00	0.00	2.50	5.40			
Dislivelli				0.00	-1.64	-1.64	-2.15	-0.00			

Sezione: 5084
 Progressiva: 810.000
 Q. Progetto: 964.803

Scala H 1/200.00
 Scala V 1/200.00

958.00

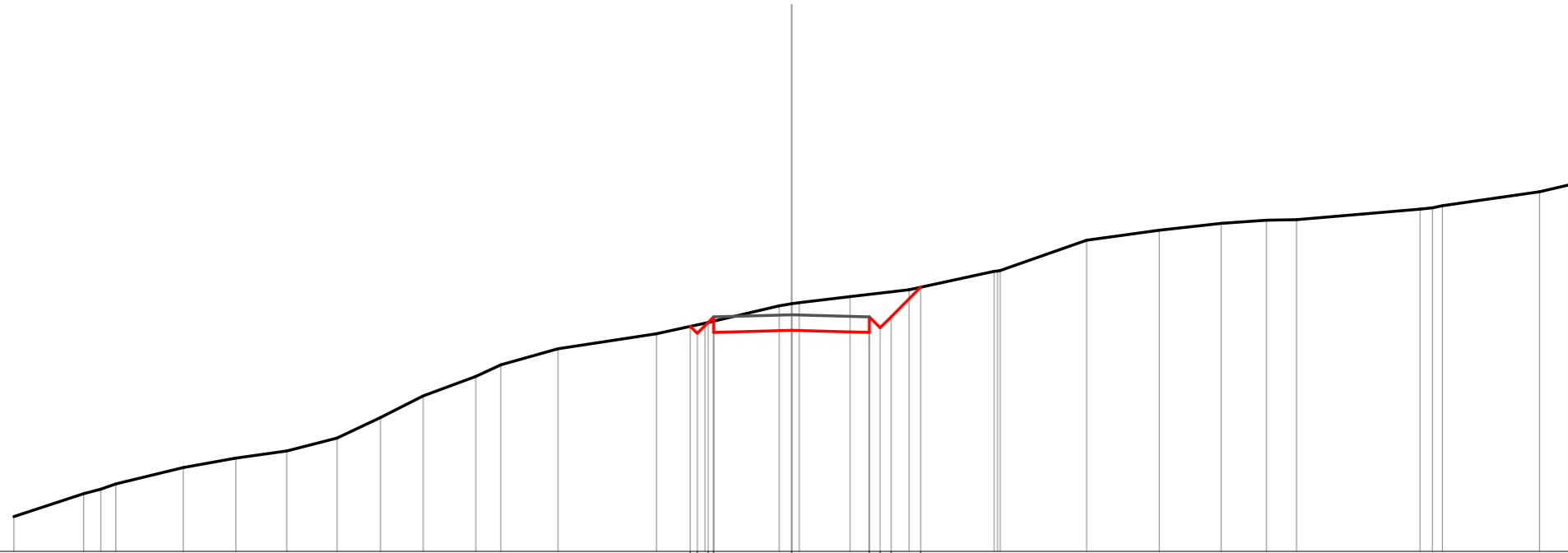


Quote				965.46	964.74	964.39	964.24		964.30		964.24	964.39	964.74		967.22
Parziali				0.72	0.35	0.35	2.50		2.50		0.35	0.35	2.48		
Sviluppata Par.				1.02	0.49	0.35	2.50		2.50		0.49	0.49	3.51		
Sviluppata				0.00	1.02	1.51	2.01		4.51		7.01	8.00	11.51		
Progressiva				-3.92	-3.20	-2.85	-2.50		0.00		2.50	2.85	3.20		5.68
Dislivelli				-0.00	-0.86	-1.28	-1.00		-1.94		-2.47	-2.39	-2.10		0.00

Sezione: 5085
 Progressiva: 820.000
 Q. Progetto: 964.603

Scala H 1/200.00
 Scala V 1/200.00

957.00

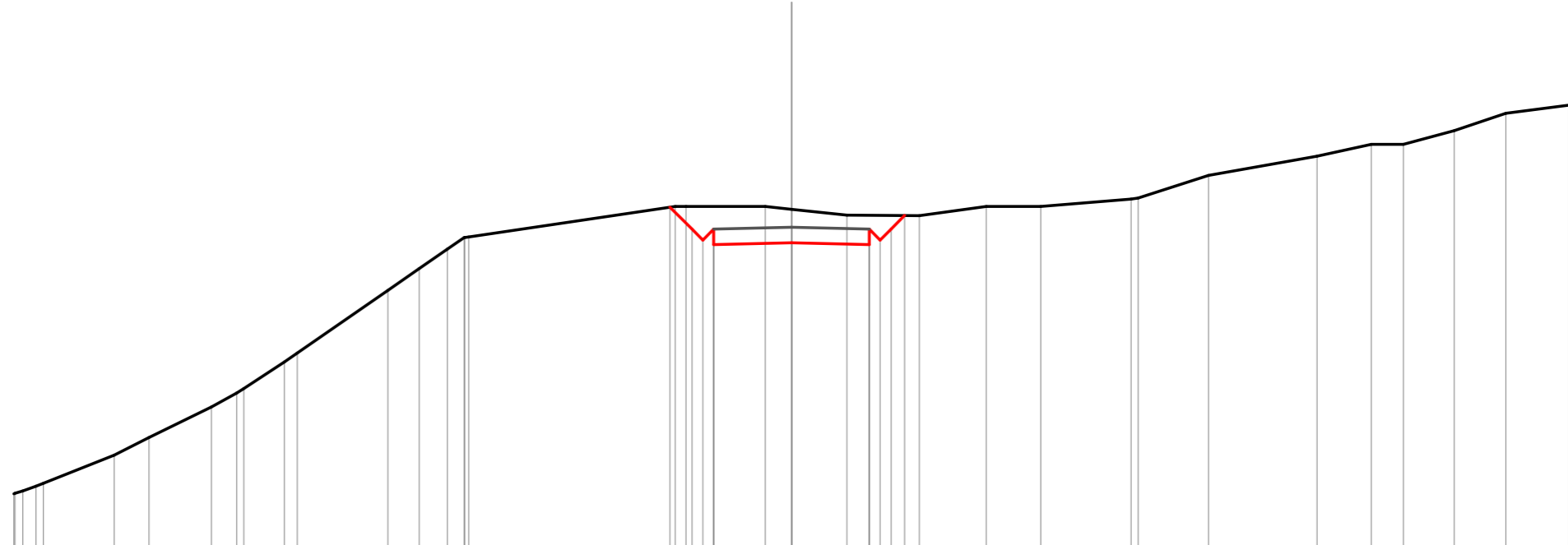


Quote		964.23	964.01	964.04	964.10	964.04	964.19	964.54	965.49
Parziali		0.00	0.32	0.35	2.50	2.50	0.35	0.35	0.95
Sviluppata Par.		0.00	0.49	0.35	2.50	2.50	0.49	0.49	1.35
Sviluppata		0.00	0.22	0.67	3.57	3.57	6.07	7.06	8.41
Progressiva		-3.25	-3.03	-2.50	0.00	0.00	2.50	3.20	4.15
Dislivelli		-0.00	-0.27	0.14	-0.86	-0.86	-1.22	-0.81	0.00

Sezione: 5086
 Progressiva: 830.000
 Q. Progetto: 964.334

Scala H 1/200.00
 Scala V 1/200.00

954.00

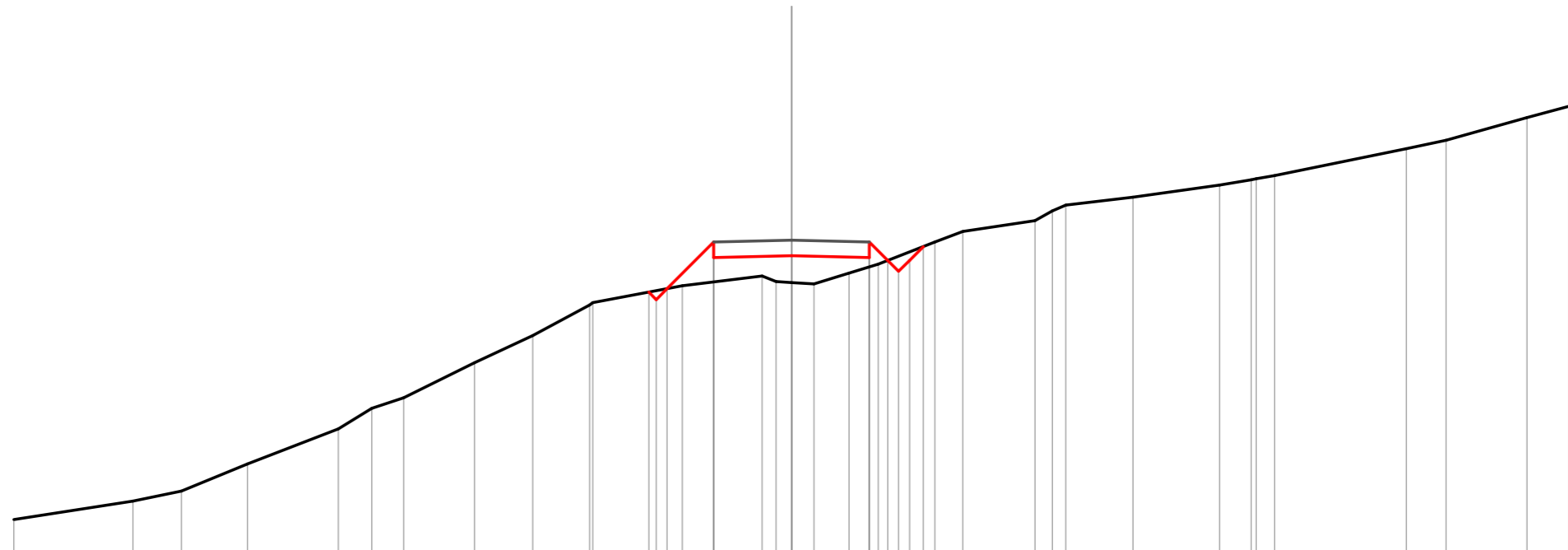



Quote		964.98	964.27	963.92	963.77		963.83		963.77	963.92	964.71
Parziali		0.70	0.49	0.35	2.50		2.50		0.35	0.35	0.44
Sviluppata Par.		1.00	0.49	0.35	2.50		2.50		0.49	0.62	0.44
Sviluppata		0.00	1.00	1.49	1.99		4.49		6.99	7.98	8.60
Progressiva		-3.90	-3.20	-2.85	-2.50		0.00		2.50	2.85	3.64
Dislivelli		0.00	-0.73	-1.08	-0.73		-1.08		-0.95	-0.49	0.00

Sezione: 5087
 Progressiva: 840.000
 Q. Progetto: 964.065

Scala H 1/200.00
 Scala V 1/200.00

954.00

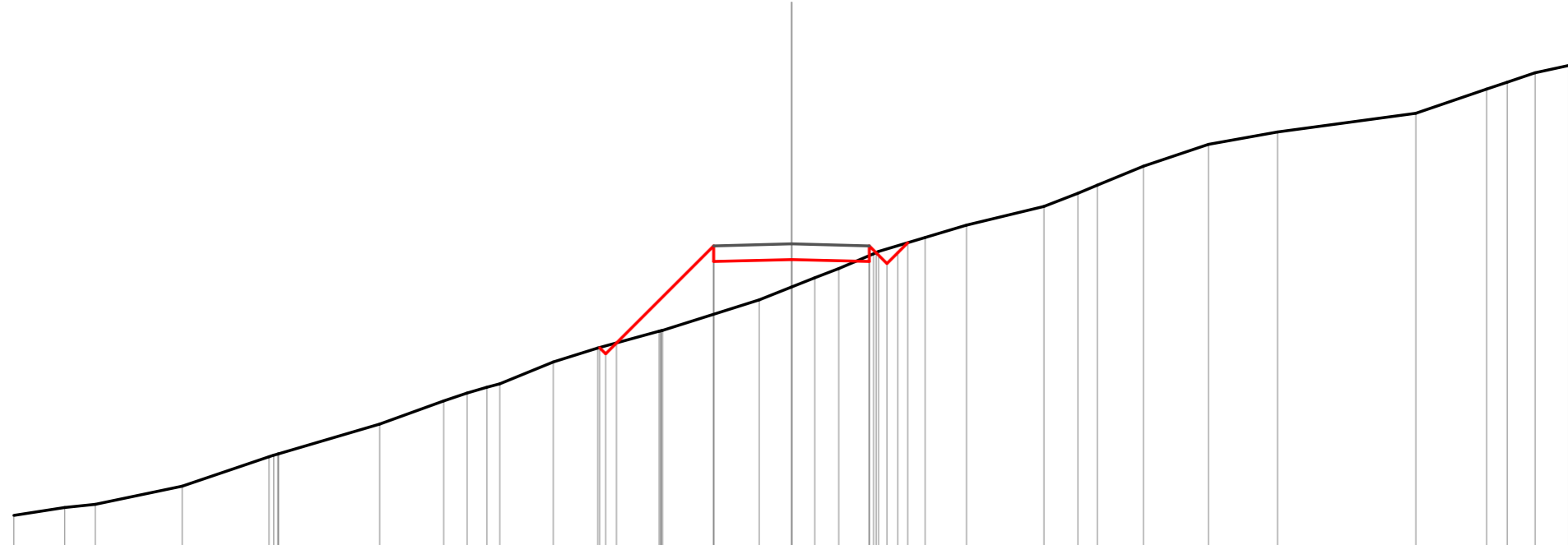



Quote			962.99	962.15	962.50	963.50	963.56	963.50	963.41	963.06	963.41	963.85
Parziali			0.34	0.35	1.50	2.50	2.50	0.59	0.35	0.35	0.44	
Sviluppata Par.			0.34	0.49	2.12	2.50	2.50	0.84	0.49	0.63		
Sviluppata			0.00	0.34	0.83	2.95	5.46	7.96	8.79	9.29	9.78	10.41
Progressiva			-4.59	-4.35	-4.00	-2.50	0.00	2.50	3.09	3.44	3.79	4.24
Dislivelli			0.00	-0.28	-0.00	1.28	0.86	0.30	0.00	-0.49	-0.27	-0.00

Sezione: 5088
 Progressiva: 850.000
 Q. Progetto: 963.796

Scala H 1/200.00
 Scala V 1/200.00

954.00

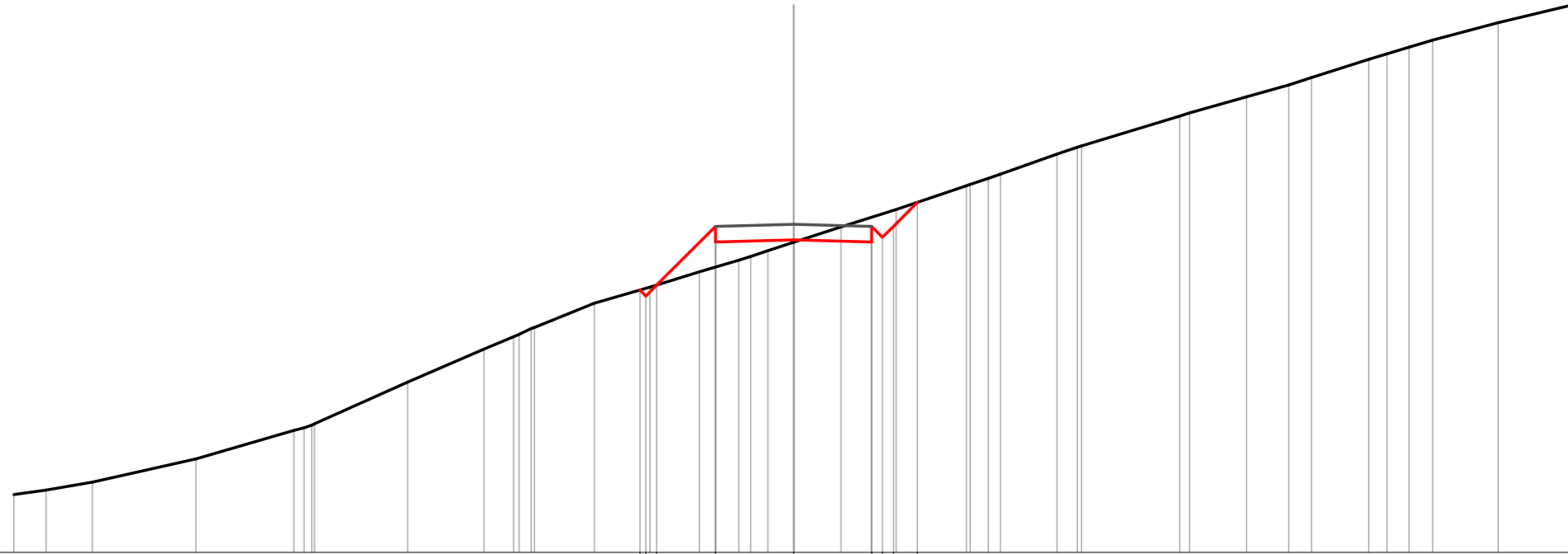



Quote		960.46	960.26	960.61		963.23	963.30		963.23	963.52	963.17	963.83
Parziali		0.35	3.12			2.50	2.50		0.32	0.35	0.32	
Sviluppata Par.		0.49	4.42			2.50	2.50		0.31	0.49	0.45	
Sviluppata		0.00	0.28	0.78		5.19	7.69		10.20	10.50	11.00	11.94
Progressiva		-6.17	-5.97	-5.62		-2.50	0.00		2.50	2.72	3.07	3.73
Dislivelli		0.00	-0.25	0.00		2.19	0.88		-0.19	0.00	-0.47	-0.00

Sezione: 5089
 Progressiva: 860.000
 Q. Progetto: 963.526

Scala H 1/200.00
 Scala V 1/200.00

953.00

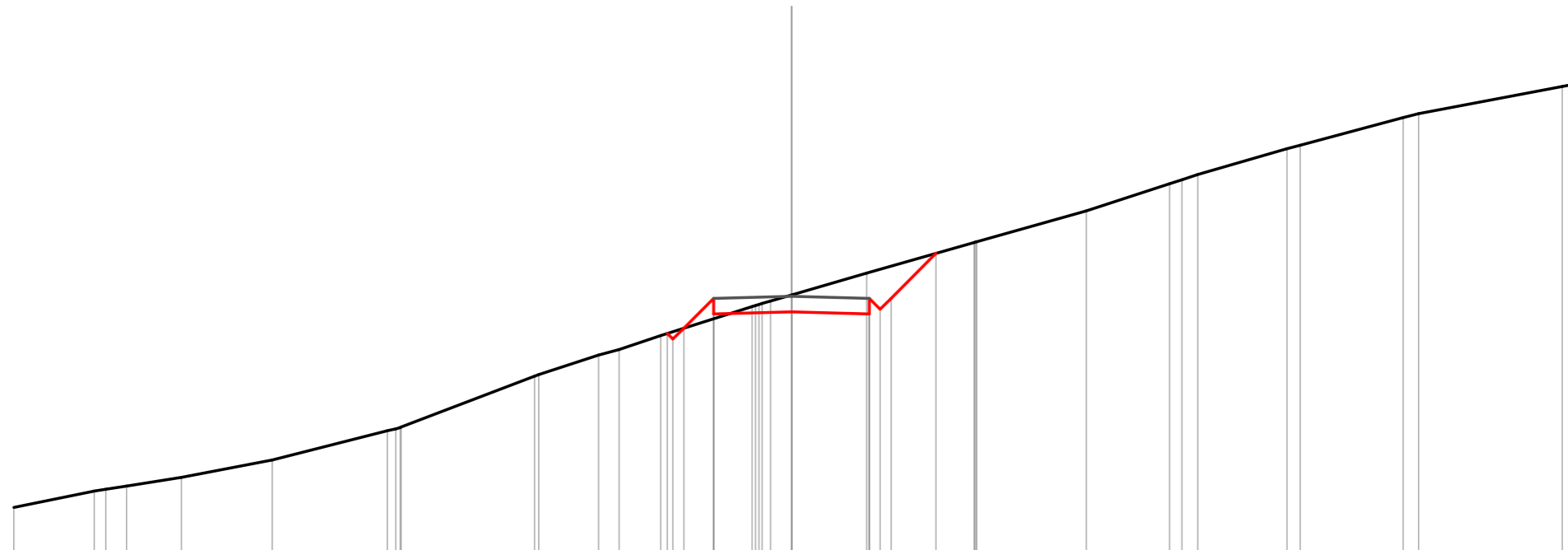


Quote		961.42	961.23	961.58	962.96	963.03	962.96	963.16	963.46	964.23
Parziali		0.35	1.89	2.50	2.50	0.35	0.35	0.76		
Sviluppata Par.		0.49	2.67	2.50	2.50	0.49	1.08			
Sviluppata		0.00	0.27	3.43	5.93	8.44	9.43	10.50		
Progressiva		-4.93	-4.74	-4.39	-2.50	0.00	2.50	2.55	3.20	3.96
Dislivelli		-0.00	-0.24	-0.00	1.31	0.08	-0.79	-0.75	-0.51	-0.00

Sezione: 5090
 Progressiva: 870.000
 Q. Progetto: 963.257

Scala H 1/200.00
 Scala V 1/200.00

955.00
 ▽

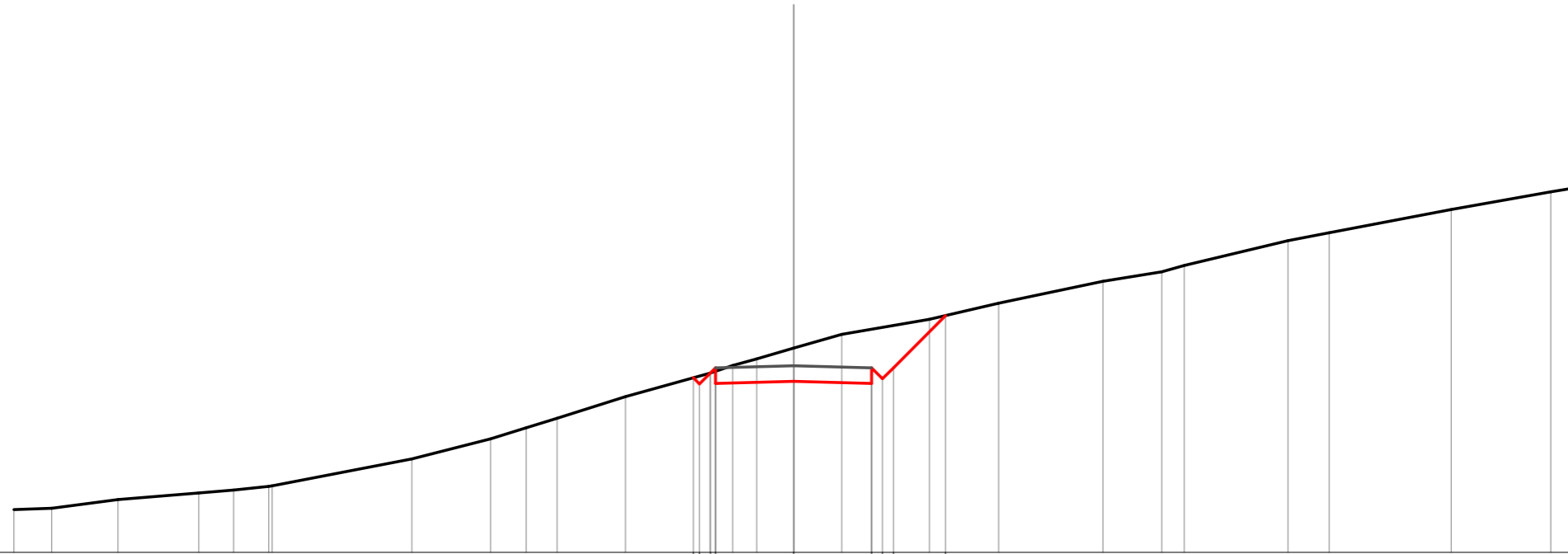


Quote		962.07	961.88	962.23	962.69	962.76	962.69	962.49	963.19	964.64
Parziali		0.35	0.96	2.50	2.50	0.35	0.35	1.44		
Sviluppata Par.		0.49	1.36	2.50	2.50	0.49	0.49	2.04		
Sviluppata		0.00	0.26	0.75	2.11	4.61	7.11	8.10	10.14	
Progressiva		-3.99	-3.81	-3.46	-2.50	0.00	2.50	2.55	3.20	4.64
Dislivelli		-0.00	-0.24	0.00	0.66	-0.54	-1.33	-1.28	-1.03	0.00

Sezione: 5091
 Progressiva: 880.000
 Q. Progetto: 962.988

Scala H 1/200.00
 Scala V 1/200.00

957.00

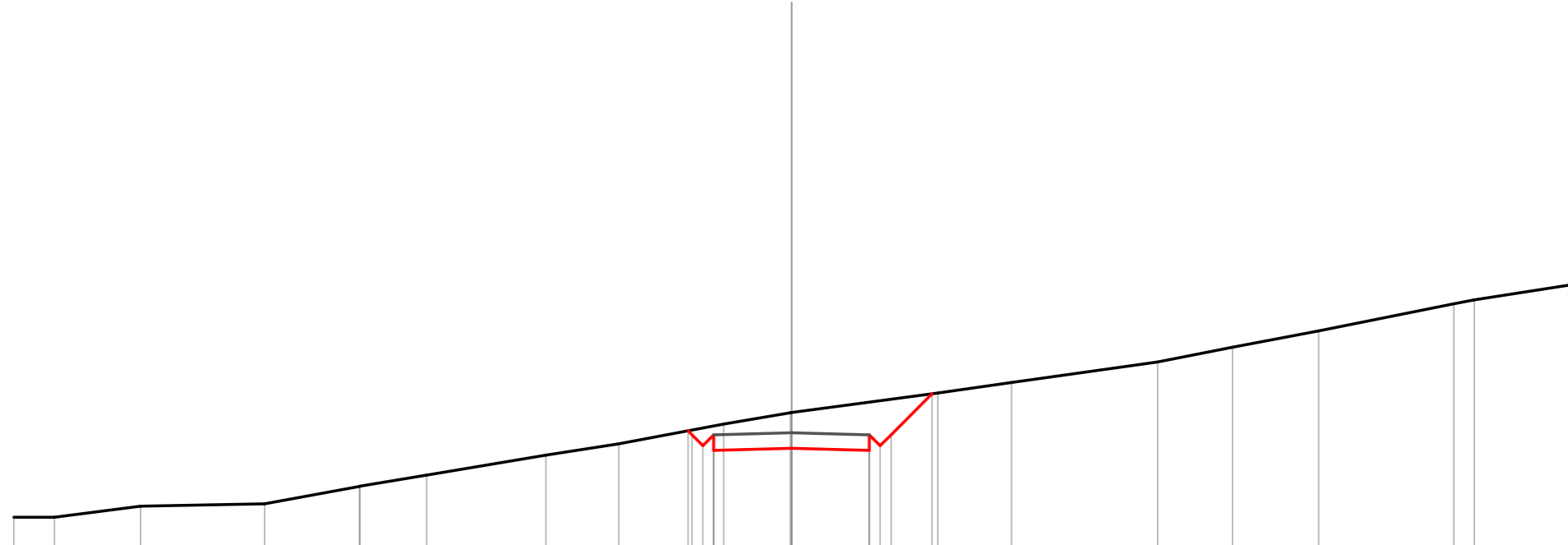



Quote		962.61	962.41	962.43	962.49	962.43	962.98	964.60
Parziali		0.00	0.35	2.50	2.50	0.35	1.67	
Sviluppata Par.		0.49	2.50	2.50	0.49	2.37		
Sviluppata		0.00	0.28	3.51	6.01	7.00	9.37	
Progressiva		-3.21	-3.02	-2.50	0.00	2.50	2.55	4.87
Dislivelli		0.00	-0.25	0.11	-1.07	-1.74	-1.95	0.00

Sezione: 5092
 Progressiva: 890.000
 Q. Progetto: 962.719

Scala H 1/200.00
 Scala V 1/200.00

959.00

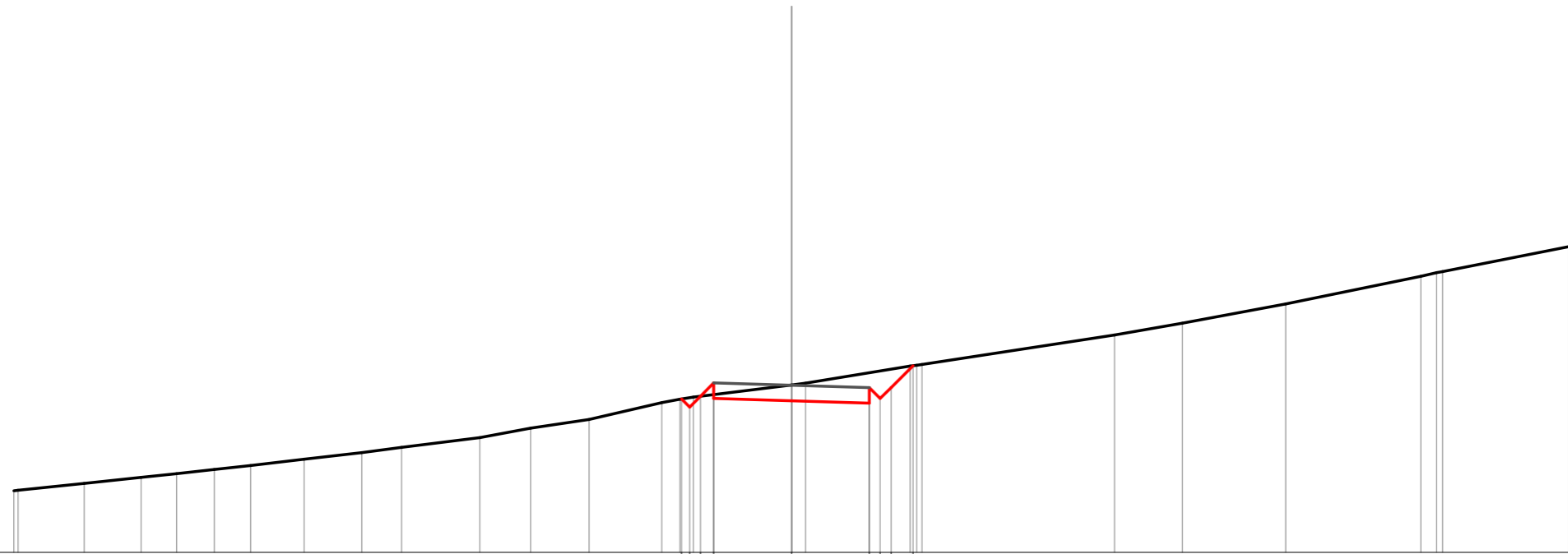



Quote		962.78	962.86	962.91	962.16	962.22	962.16	962.58	962.68	963.98
Parziali		0.00	0.08	0.35	2.50	2.50	0.35	0.35	1.32	
Sviluppata Par.		0.00	0.48	0.49	2.50	2.50	0.49	0.49	1.87	
Sviluppata		0.00	0.18	0.68	1.17	3.67	6.17	6.97	7.16	9.03
Progressiva		-3.33	-3.20	-2.85	-2.50	0.00	2.50	2.55	3.20	4.52
Dislivelli		0.00	-0.18	-0.07	-0.28	-1.15	-1.55	-1.45	-1.14	0.00

Sezione: 5093
 Progressiva: 900.000
 Q. Progetto: 962.379

Scala H 1/200.00
 Scala V 1/200.00

957.00

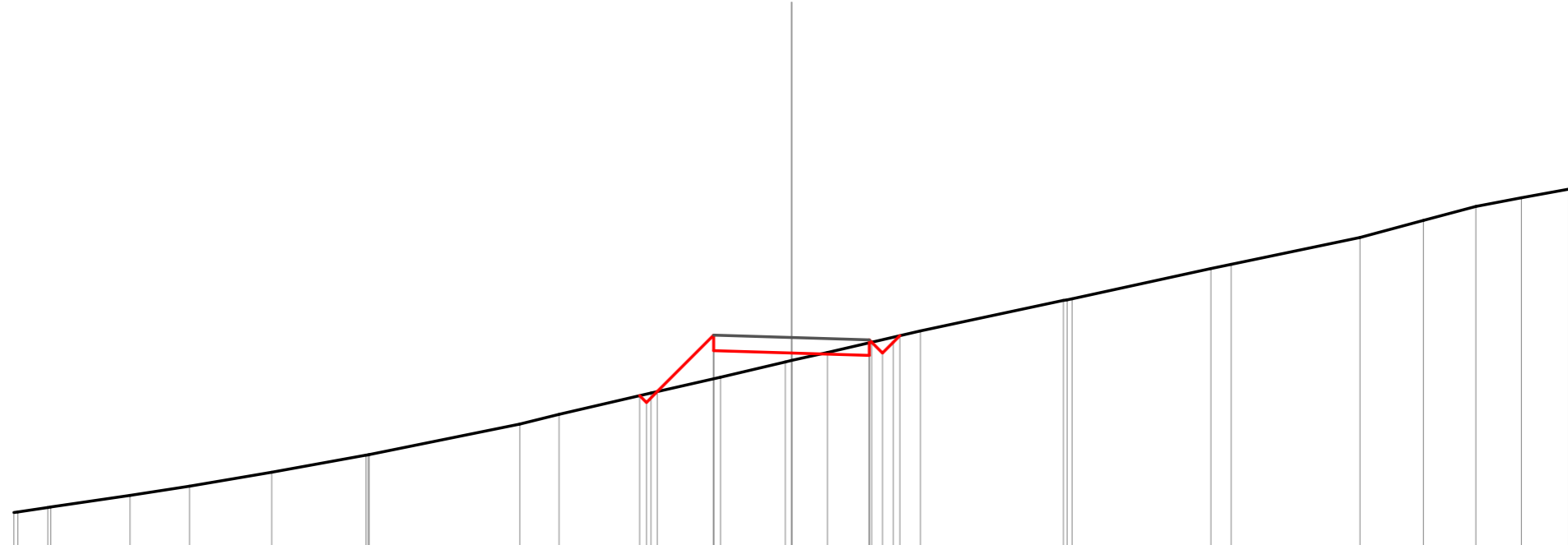


Quote		961.94	961.68	962.03	961.95	961.88	961.80	961.95	962.30	963.01
Parziali		0.35	0.35	0.43	2.50	2.50	0.35	0.35	0.71	
Sviluppata Par.		0.49	0.60	2.50	2.50	0.49	0.49	1.00		
Sviluppata		0.00	0.37	0.86	3.97	6.47	7.46	8.45		
Progressiva		-3.54	-3.28	-2.83	0.00	2.50	3.20	3.91		
Dislivelli		-0.00	-0.30	0.00	-0.51	-0.98	-0.89	0.00		

Sezione: 5094
 Progressiva: 910.000
 Q. Progetto: 961.784

Scala H 1/200.00
 Scala V 1/200.00

955.00
 ▽

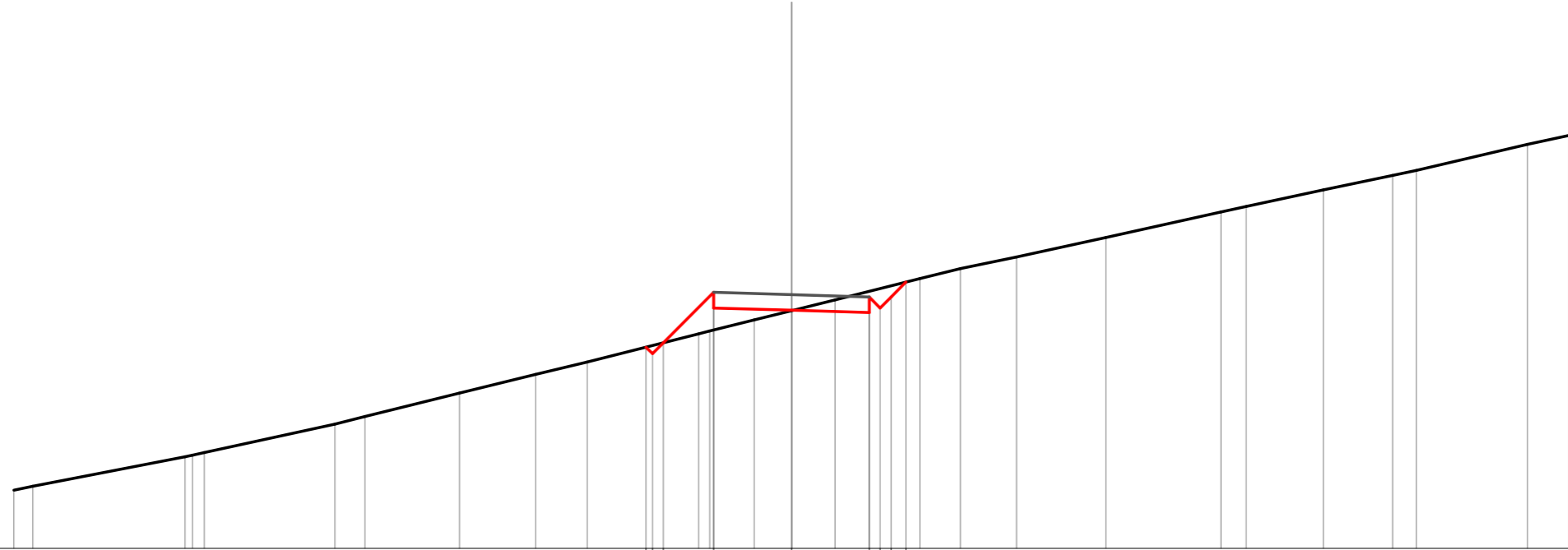


Quote		959.92	959.70	960.05	961.36	961.28	961.21	961.85
Parziali		0.35	1.81	2.50	2.50	0.35	0.35	0.31
Sviluppata Par.		0.49	2.56	2.50	2.50	0.49	0.49	0.30
Sviluppata		0.00	0.31	0.80	3.37	5.87	8.37	8.48
Progressiva		-4.88	-4.66	-4.31	-2.50	0.00	2.50	2.81
Dislivelli		0.00	-0.27	-0.00	1.40	0.24	-0.41	0.00

Sezione: 5095
 Progressiva: 920.000
 Q. Progetto: 961.162

Scala H 1/200.00
 Scala V 1/200.00

953.00

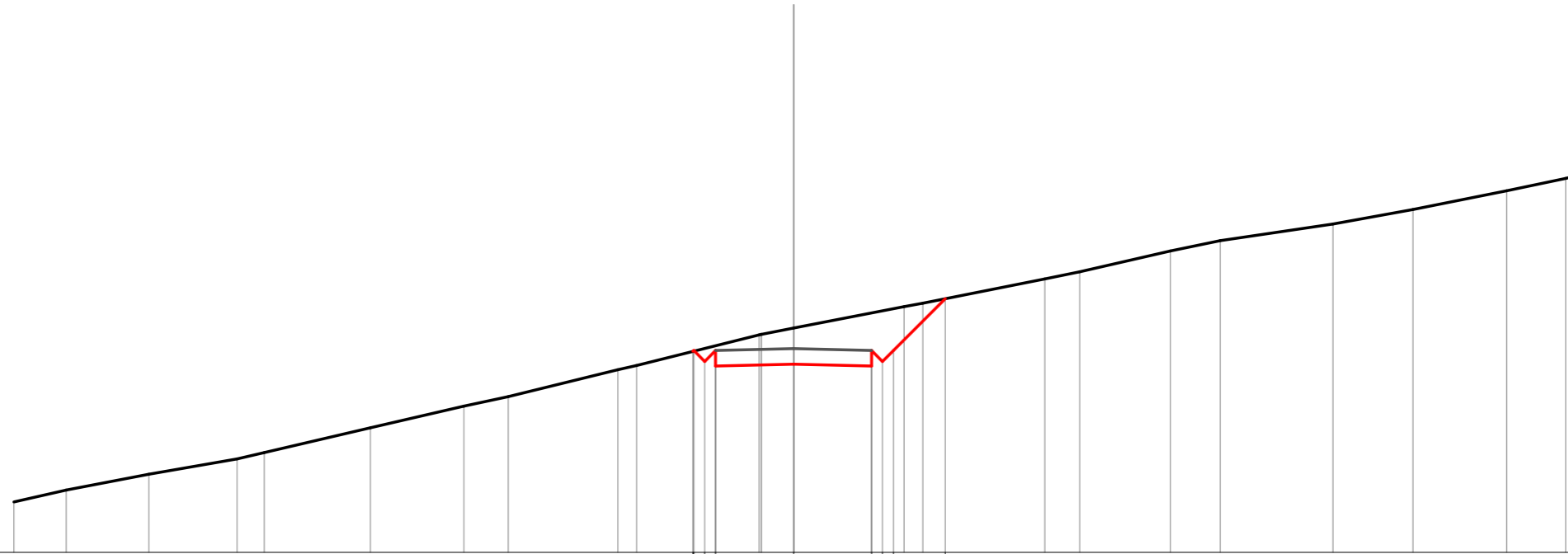


Quote		959.18	959.27	959.62	960.74	960.66	960.59	960.76	961.06	961.57
Parziali		0.00	0.09	1.62	2.50	2.50	0.35	0.35	0.48	
Sviluppata Par.		0.00	0.49	2.29	2.50	2.50	0.49	0.49	0.68	
Sviluppata		0.00	0.30	3.08	5.58		8.08	8.07	9.75	
Progressiva		-4.68	-4.12	-2.50	0.00		2.50	2.50	3.68	
Dislivelli		0.00	0.00	1.20	0.01		-0.69	-0.32	0.00	

Sezione: 5096
 Progressiva: 930.000
 Q. Progetto: 960.541

Scala H 1/200.00
 Scala V 1/200.00

954.00

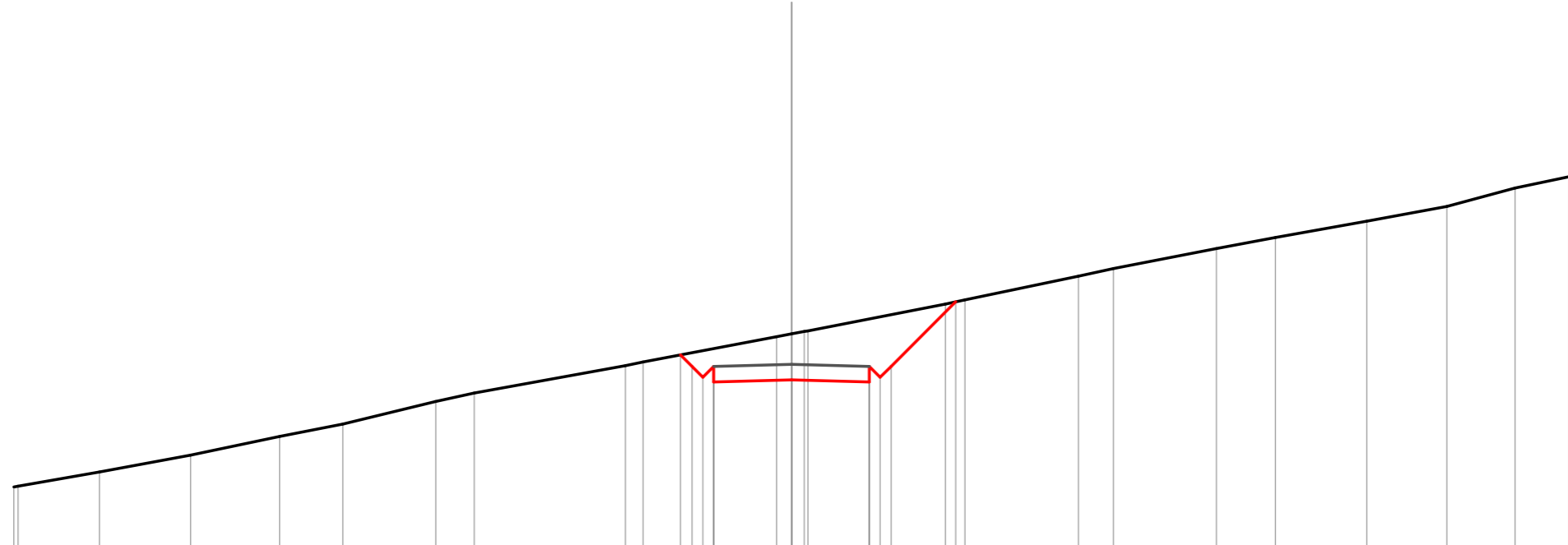


Quote		960.45	960.04	959.98	960.13	960.16	962.14
Parziali		0.35	2.50	2.50	0.35	1.66	
Sviluppata Par.		0.49	2.50	2.50	0.49	2.35	
Sviluppata		0.00	3.53	6.03	7.02	9.37	
Progressiva		-3.23	0.00	2.50	3.20	4.86	
Dislivelli		0.00	-1.16	-1.70	-1.34	0.00	

Sezione: 5097
 Progressiva: 940.000
 Q. Progetto: 959.919

Scala H 1/200.00
 Scala V 1/200.00

954.00

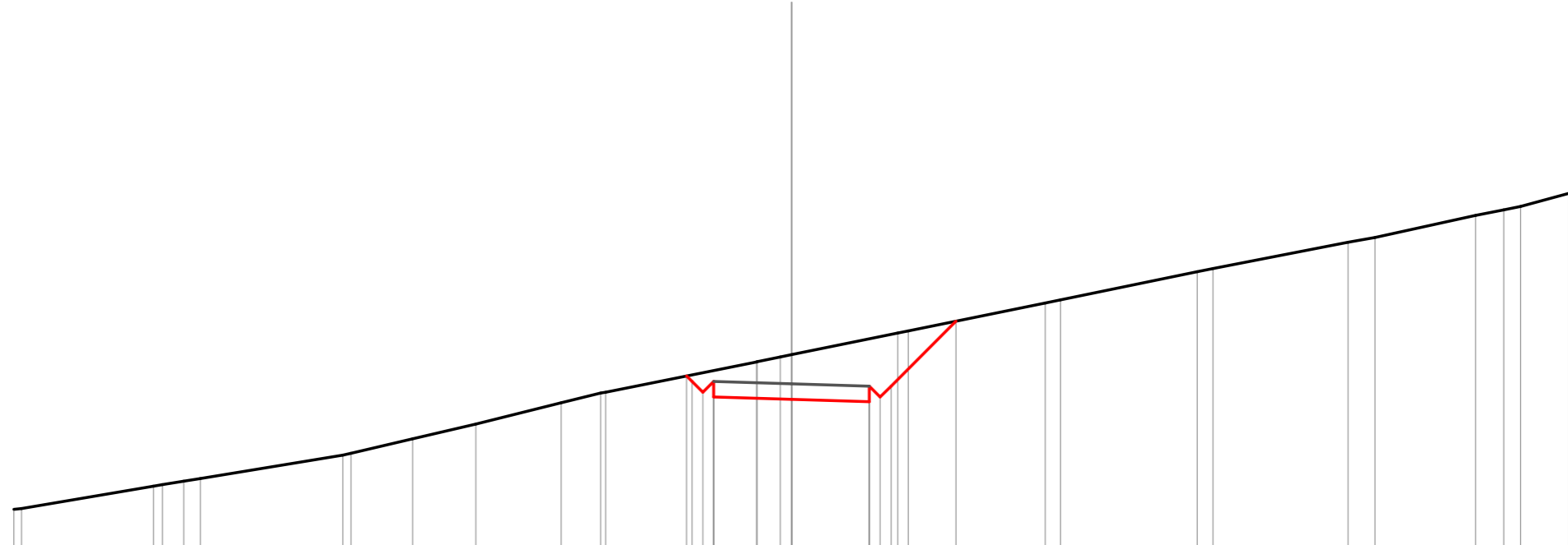


Quote		960.23	959.86	959.51	959.36	959.42	959.36	959.51	959.86	961.94
Parziali		0.37	0.37	0.35	0.35	2.50	2.50	0.35	0.35	2.08
Sviluppata Par.		0.52	0.49	0.49	0.49	2.50	2.50	0.49	0.49	2.94
Sviluppata		0.00	0.52	1.02	1.51	4.02	4.02	6.52	7.01	10.45
Progressiva		-3.57	-3.20	-2.85	-2.50	0.00	0.00	2.50	2.85	5.28
Dislivelli		0.00	-0.44	-0.86	-0.57	-1.48	-1.48	-2.03	-1.67	-0.00

Sezione: 5098
 Progressiva: 950.000
 Q. Progetto: 959.298

Scala H 1/200.00
 Scala V 1/200.00

954.00

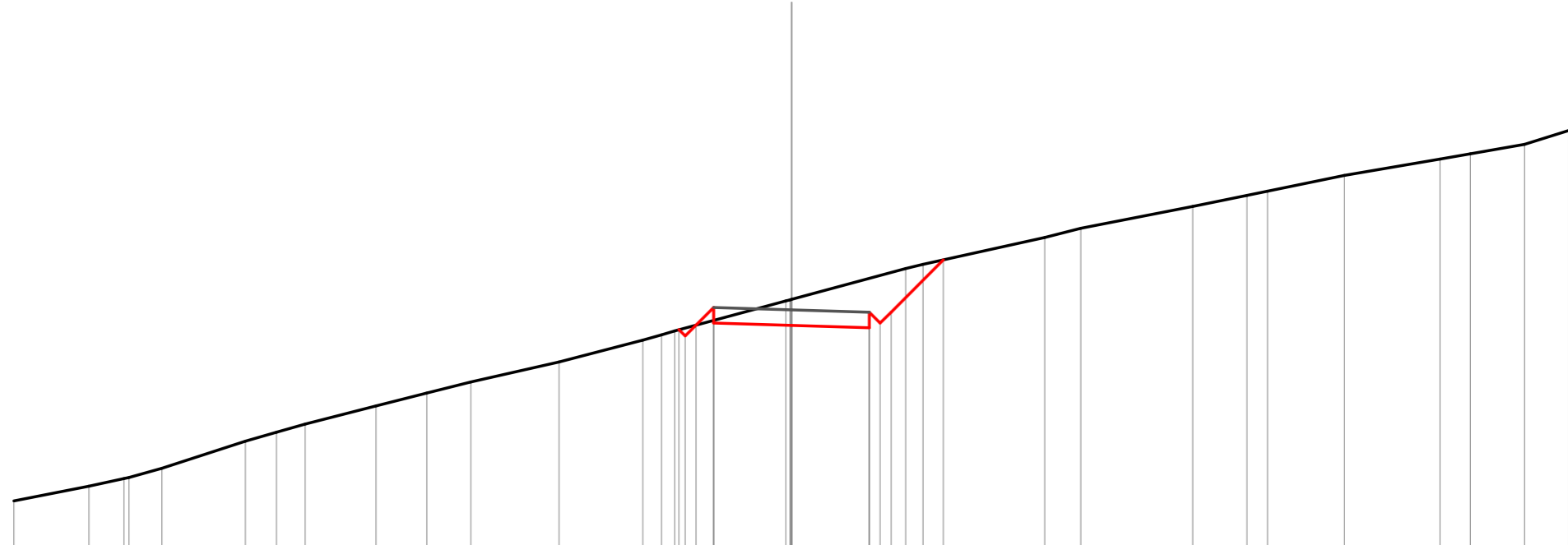


Quote		959.55	959.37	959.02	958.87	958.80	958.72	958.52	961.31
Parziali		0.00	0.17	0.35	0.35	2.50	2.50	0.35	2.09
Sviluppata Par.		0.00	0.49	0.49	0.49	2.50	2.50	0.49	2.95
Sviluppata		0.00	0.25	0.74	1.24	3.74	6.24	7.23	10.18
Progressiva		-3.37	-3.20	-2.85	-2.50	0.00	2.50	3.20	5.29
Dislivelli		-0.00	-0.21	-0.63	-0.35	-1.43	-2.02	-1.94	-0.00

Sezione: 5099
 Progressiva: 960.000
 Q. Progetto: 958.676

Scala H 1/200.00
 Scala V 1/200.00

951.00
 ▽

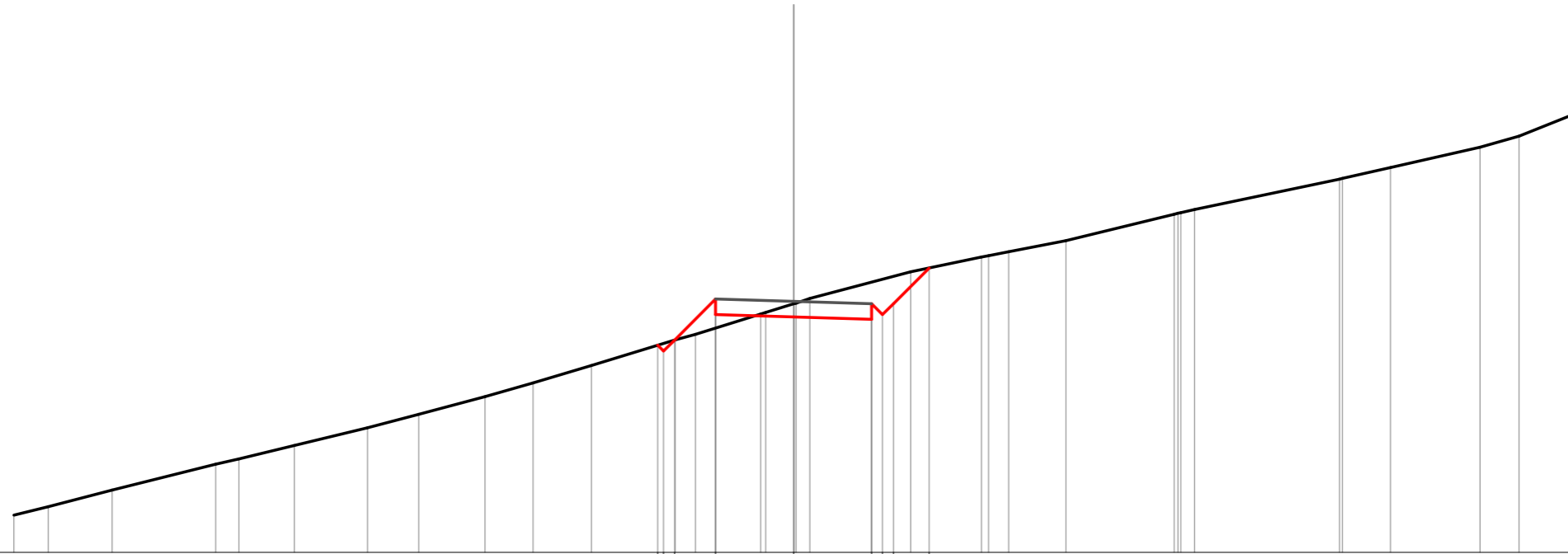


Quote				958.04	957.84	958.19	958.25	958.18	958.10	958.00	960.28
Parziali				0.00	0.35	0.57	2.50	2.50	0.35	0.35	1.68
Sviluppata Par.				0.49	0.80	2.50	2.50	0.49	0.49	2.38	
Sviluppata				0.00	0.28	4.58	4.08	6.58	7.08	7.57	9.95
Progressiva				-3.62	-3.42	-2.50	0.00	2.50	2.50	3.20	4.88
Dislivelli				0.00	-0.26	0.00	0.41	-0.84	-1.58	-1.27	0.00

Sezione: 5100
 Progressiva: 970.000
 Q. Progetto: 958.055

Scala H 1/200.00
 Scala V 1/200.00

950.00

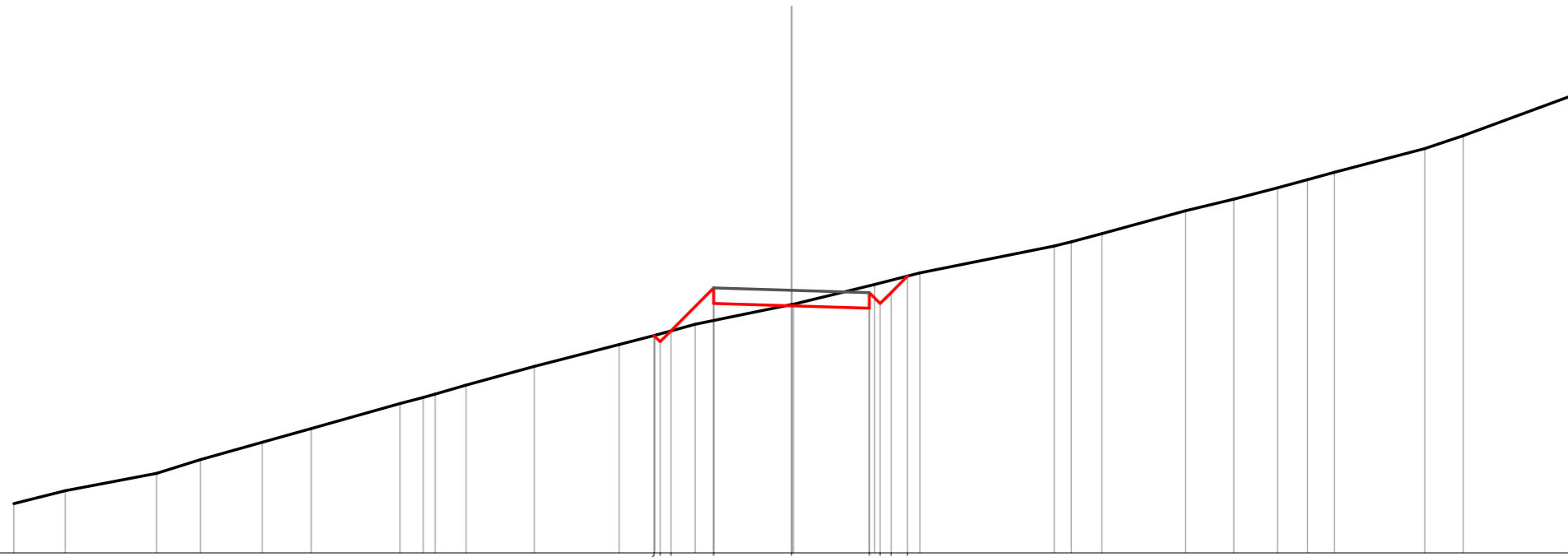


Quote			956.65	956.46	956.81	957.63	957.55	957.48	957.98	959.12
Parziali			0.35	1.32	2.50	2.50	0.35	0.35	1.14	
Sviluppata Par.			0.49	1.87	2.50	2.50	0.49	0.49	1.62	
Sviluppata			0.00	0.26	0.76	2.62	5.13	7.63	8.62	10.23
Progressiva			-4.36	-4.17	-3.62	-2.50	0.00	2.50	2.55	3.20
Dislivelli			0.00	-0.24	-0.00	0.93	-0.42	-1.19	-1.13	-0.87

Sezione: 5101
 Progressiva: 980.000
 Q. Progetto: 957.442

Scala H 1/200.00
 Scala V 1/200.00

949.00

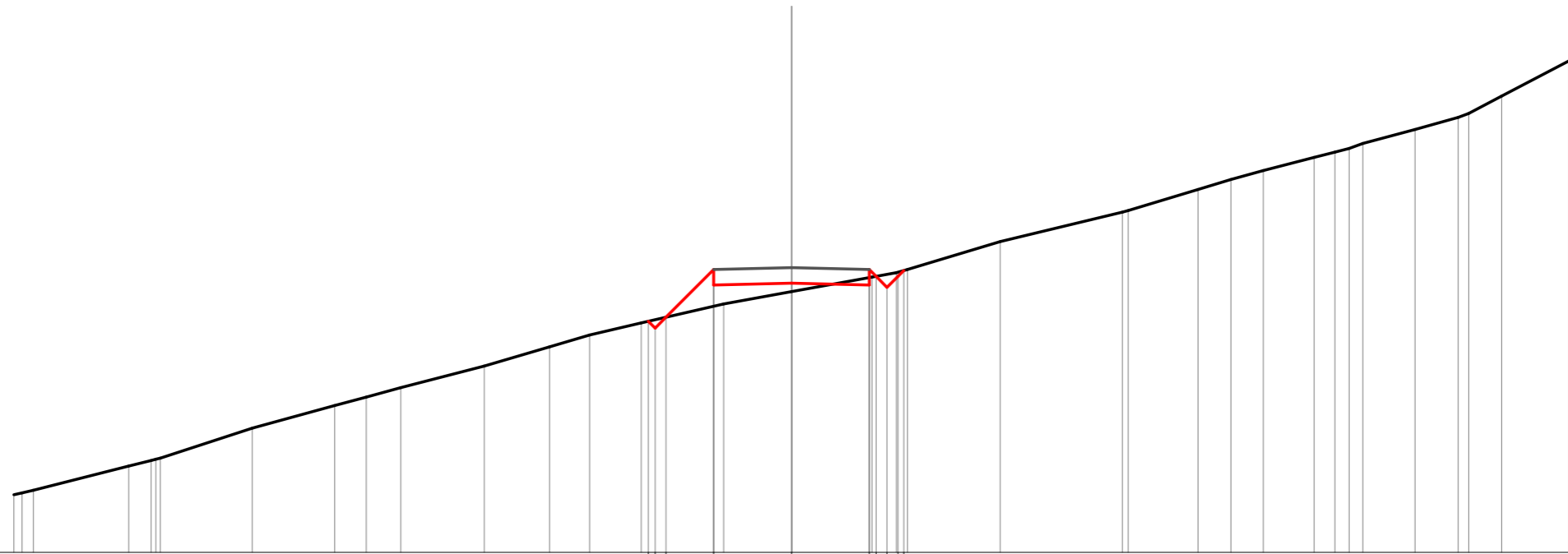


Quote		955.99	955.79	956.14	957.02	956.94	956.87	957.02	957.90
Parziali		0.35	1.37	2.50	2.50	0.35	0.35	0.53	
Sviluppata Par.		0.49	1.94	2.50	2.50	0.49	0.49	0.75	
Sviluppata		0.00	0.28	0.78	2.72	5.22	7.72	8.71	9.47
Progressiva		-4.42	-4.22	-3.87	-2.50	0.00	2.50	3.20	3.73
Dislivelli		0.00	-0.25	-0.00	1.04	-0.05	-0.72	-0.96	-0.40

Sezione: 5102
 Progressiva: 990.000
 Q. Progetto: 957.165

Scala H 1/200.00
 Scala V 1/200.00

948.00

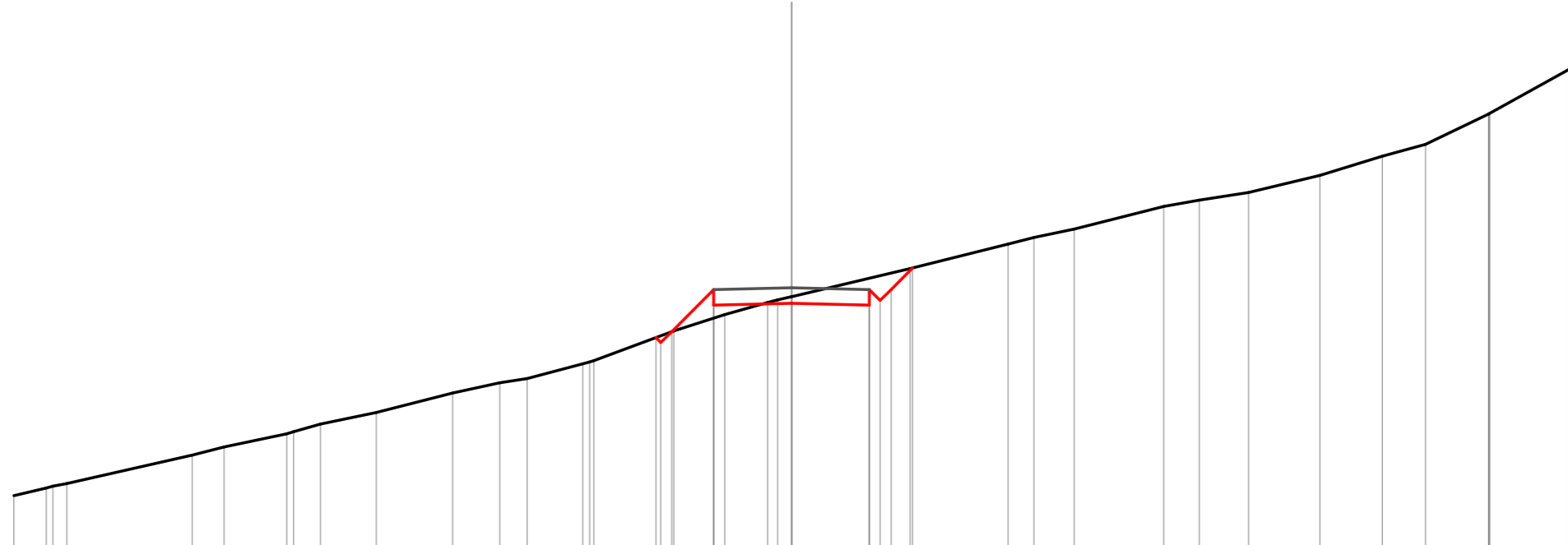


Quote		955.44	955.52	955.57	956.60	956.67	956.60	956.88	956.53	957.07
Parziali		0.00	0.08	0.35	1.53	2.50	2.50	0.02	0.35	0.30
Sviluppata Par.		0.00	0.49	2.17	2.50	2.50	0.00	0.49	0.49	0.00
Sviluppata		0.00	0.31	0.80	2.97	5.47	7.97	8.29	8.78	9.08
Progressiva		-4.60	-4.38	-4.03	-2.50	0.00	2.50	2.72	3.07	3.61
Dislivelli		0.00	0.27	0.30	1.18	0.27	-0.24	0.00	-0.41	-0.00

Sezione: 5103
 Progressiva: 1000.000
 Q. Progetto: 957.389

Scala H 1/200.00
 Scala V 1/200.00

949.00

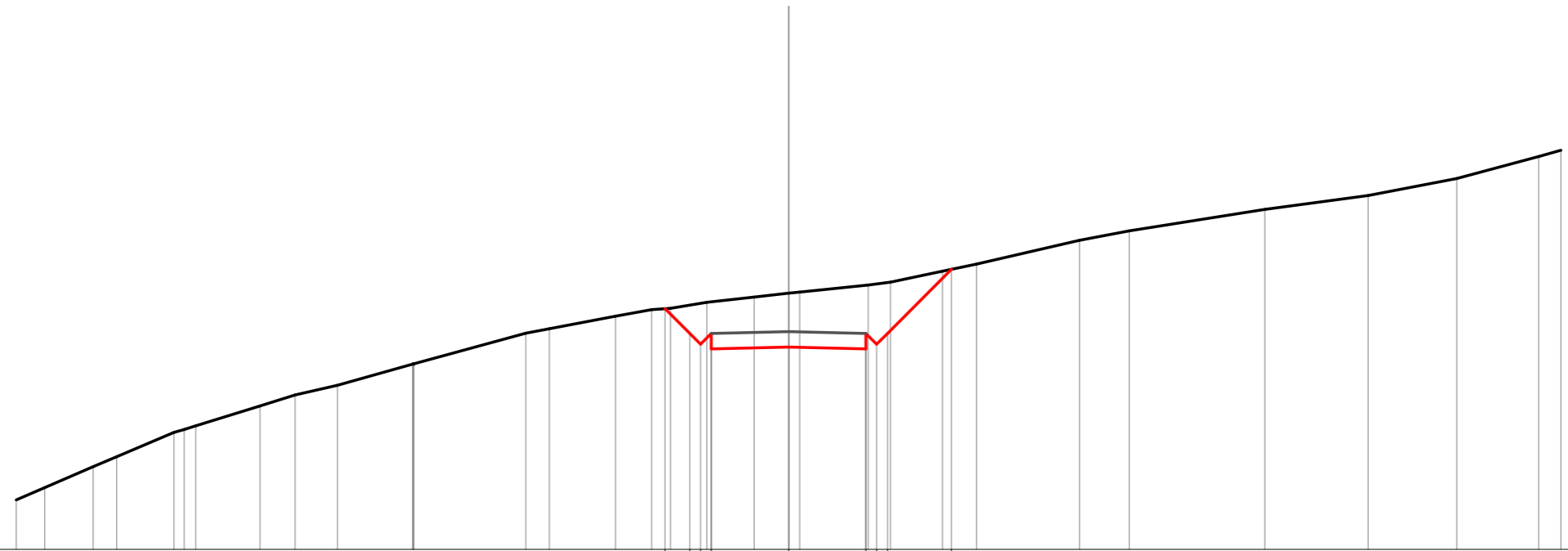


Quote		955.79	956.83	956.89	956.83	958.02
Parziali		0.35	1.35	2.50	2.50	0.35
Sviluppata Par.		0.49	1.91	2.50	2.50	0.49
Sviluppata		0.00	0.23	2.63	5.13	7.63
Progressiva		-4.36	-3.85	-2.50	0.00	2.50
Dislivelli		0.00	0.00	0.92	-0.21	-0.86

Sezione: 5104
 Progressiva: 1010.000
 Q. Progetto: 958.050

Scala H 1/200.00
 Scala V 1/200.00

951.00

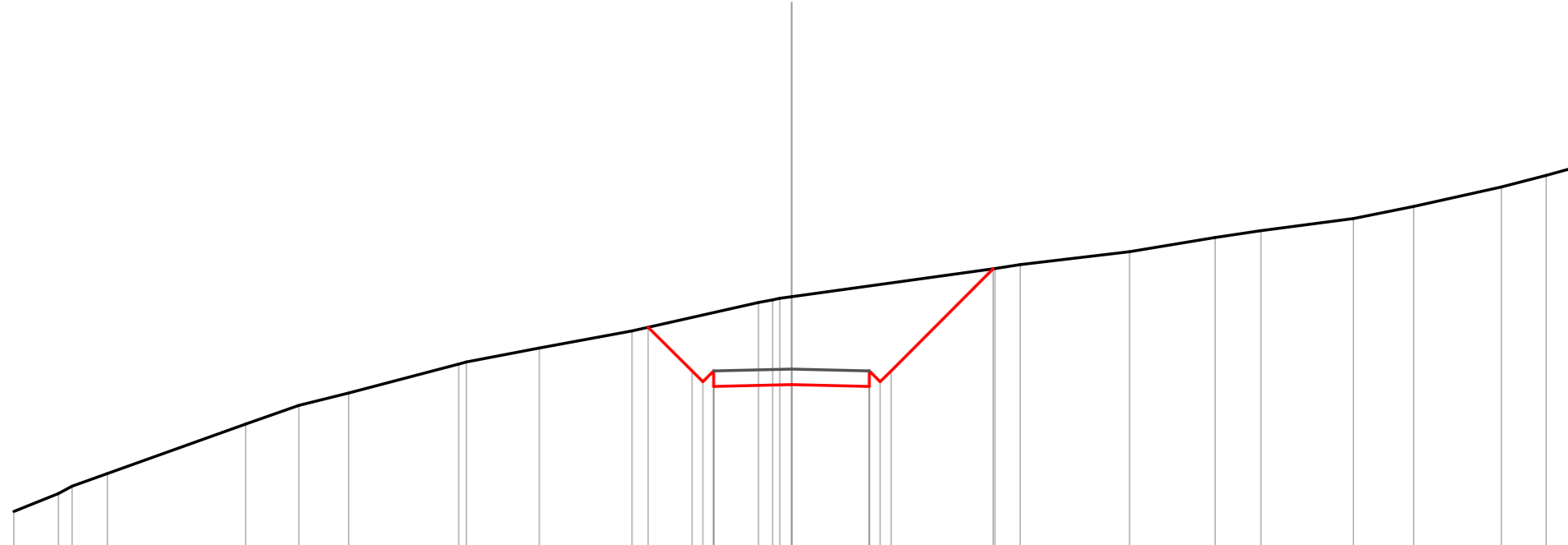


Quote				958.79	957.99	957.64	957.49	957.55	957.49	957.99	960.06
Parziali				0.80	0.35	0.35	2.50	2.50	0.35	0.35	2.07
Sviluppata Par.				1.14	0.49	0.49	2.50	2.50	0.49	0.49	2.93
Sviluppata				0.00	1.14	1.63	2.13	4.63	7.13	7.92	11.05
Progressiva				-4.00	-3.20	-2.85	-2.50	0.00	2.50	2.85	5.27
Dislivelli				0.00	-0.92	-1.33	-1.03	-1.74	-2.06	-1.95	0.00

Sezione: 5105
 Progressiva: 1020.000
 Q. Progetto: 958.771

Scala H 1/200.00
 Scala V 1/200.00

953.00

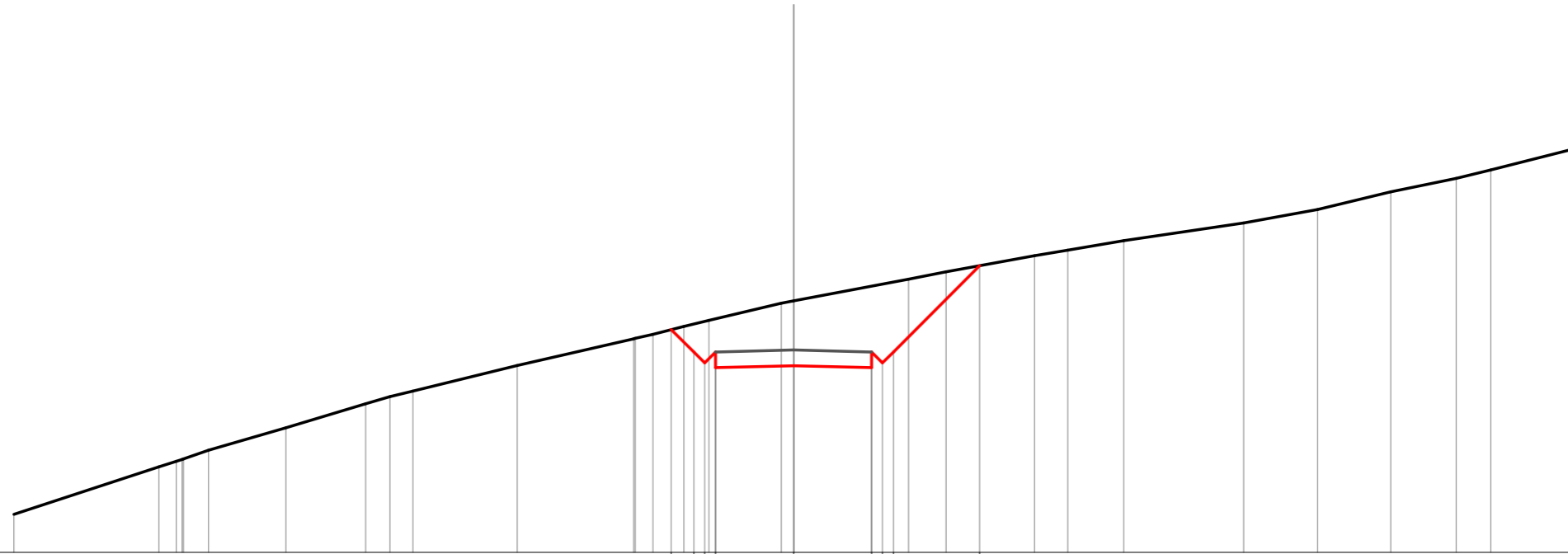


Quote		960.12	958.71 958.36 958.21	958.27	958.21 958.95 958.71	961.99
Parziali		1.41	0.35 0.35	2.50	2.50 0.35 0.35	3.28
Sviluppata Par.		1.99	0.49 0.49	2.50	2.50 0.49 0.49	4.64
Sviluppata		0.00	1.99 2.49	5.48	7.98 8.48	13.62
Progressiva		-4.61	-3.20 -2.85	0.00	2.50 2.85	6.48
Dislivelli		0.00	-1.72 -1.88	-2.83	-3.23 -2.83	0.00

Sezione: 5106
 Progressiva: 1030.000
 Q. Progetto: 959.493

Scala H 1/200.00
 Scala V 1/200.00

953.00

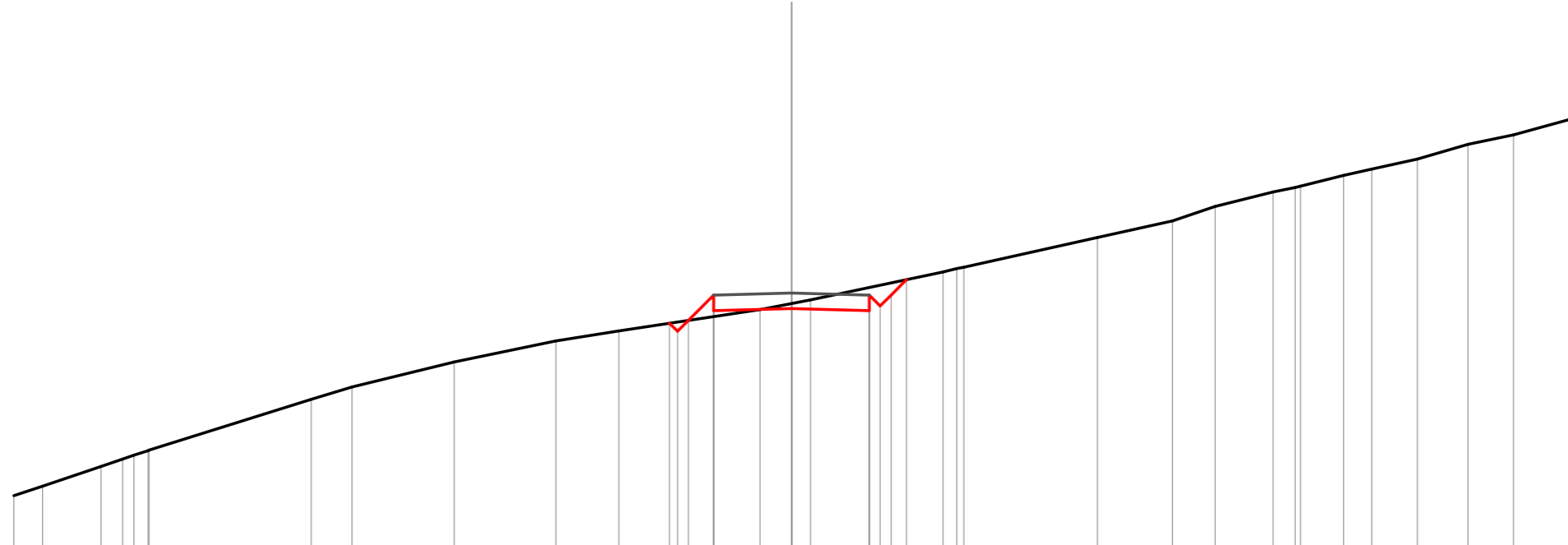


Quote				960.15	959.43	959.08	958.83	958.99	958.83	959.08	959.43	962.20
Parziali				0.72	0.35	0.33	2.50	2.50	0.35	0.35	2.77	
Sviluppata Par.				1.02	0.49	0.49	2.50	2.50	0.49	0.49	3.91	
Sviluppata				0.00	1.02	1.52	2.01	4.51	7.01	8.00	11.92	
Progressiva				-3.92	-3.20	-2.85	-2.50	0.00	2.50	3.20	5.97	
Dislivelli				0.00	-0.90	-1.33	-1.07	-2.08	-2.61	-2.23	-0.00	

Sezione: 5107
 Progressiva: 1040.000
 Q. Progetto: 960.215

Scala H 1/200.00
 Scala V 1/200.00

952.00
 ▽

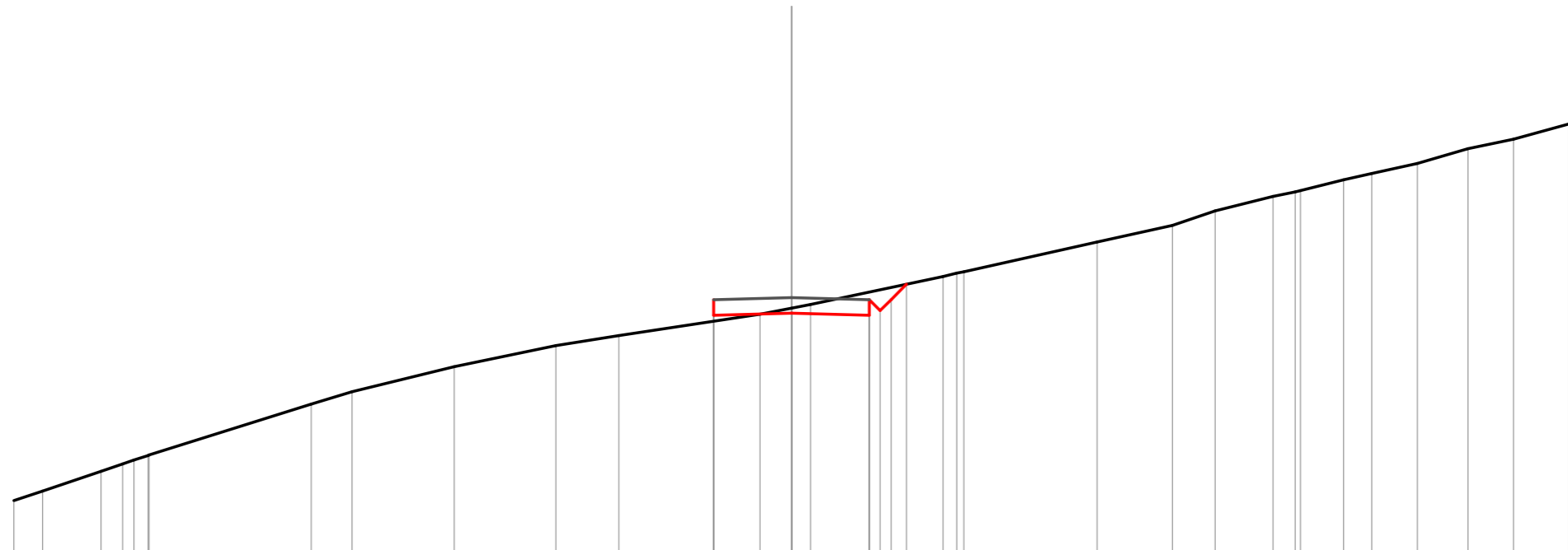


Quote		959.24	958.99	959.34	959.65	959.72	959.65	959.95	960.65
Parziali		0.00	0.37	0.82	2.50	2.50	0.35	0.35	0.50
Sviluppata Par.		0.00	0.49	1.16	2.50	2.50	0.49	0.49	0.70
Sviluppata		0.00	0.37	0.86	2.02	4.52	7.02	8.01	8.71
Progressiva		-3.93	-3.67	-3.32	-2.50	0.00	2.50	2.50	3.70
Dislivelli		0.00	-0.30	0.00	0.69	-0.17	-0.75	-0.30	0.00

Sezione: 5107
 Progressiva: 1040.000
 Q. Progetto: 960.215

Scala H 1/200.00
 Scala V 1/200.00

952.00

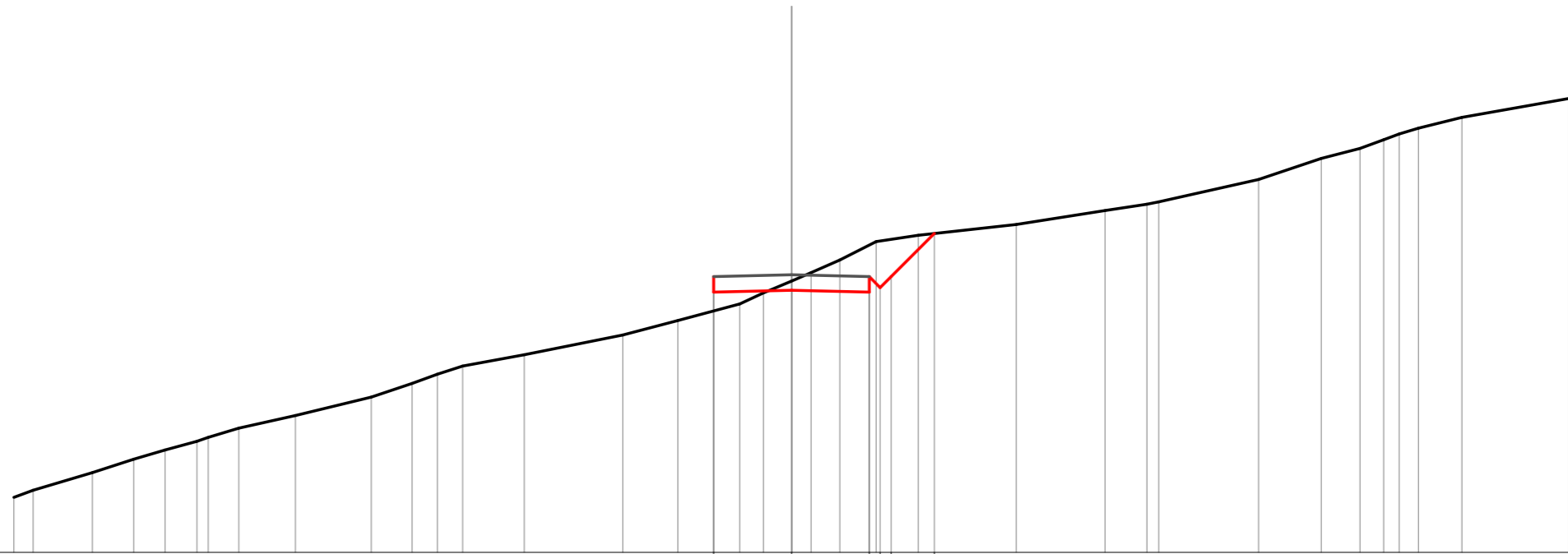



Quote		959.65	959.72	959.65	959.65	960.65
Parziali			2.50	2.50	0.35	0.35
Sviluppata Par.			2.50	2.50	0.49	0.70
Sviluppata		0.00	2.50	5.00	5.39	6.70
Progressiva		-2.50	0.00	2.50	2.50	3.70
Dislivelli		0.69	-0.17	-0.75	-0.39	0.00

Sezione: 5108
 Progressiva: 1050.000
 Q. Progetto: 960.937

Scala H 1/200.00
 Scala V 1/200.00

952.00

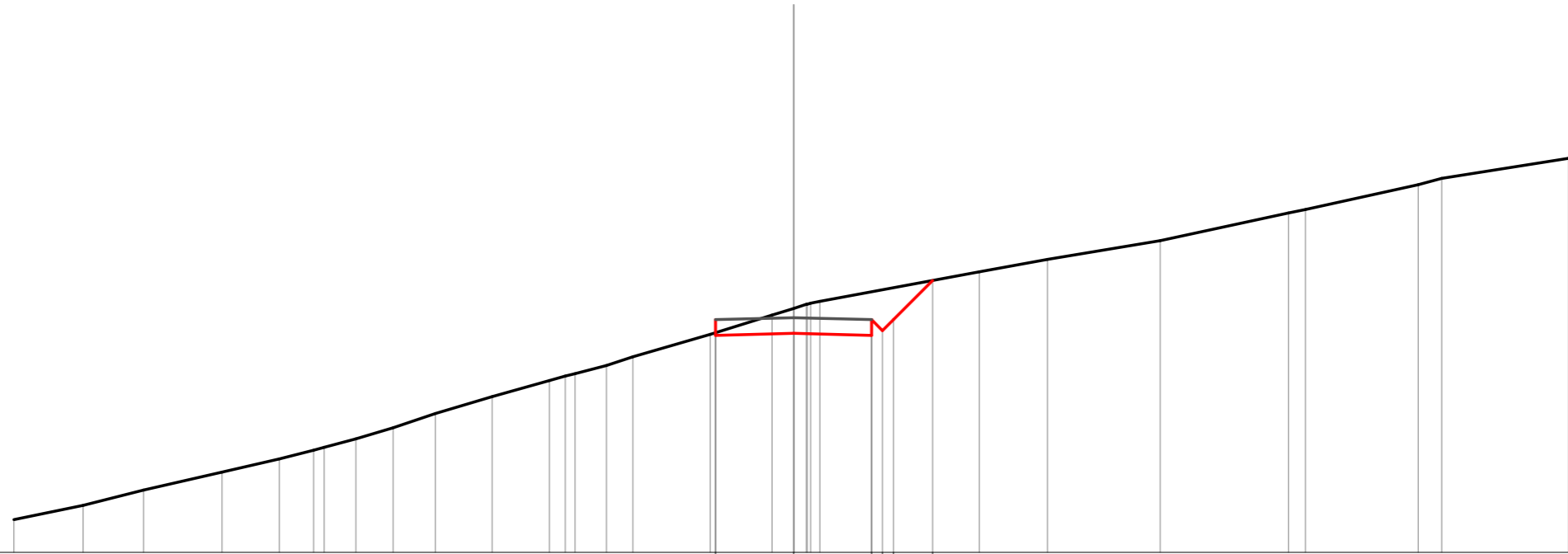



Quote		960.37	960.44	960.37	960.37	962.26
Parziali		2.50	2.50	0.35	0.35	1.39
Sviluppata Par.		2.50	2.50	0.49	0.49	1.97
Sviluppata		0.00	2.50	5.00	5.00	7.96
Progressiva		-2.50	0.00	2.50	2.50	4.59
Dislivelli		1.10	-0.30	-1.51	-1.20	-0.00

Sezione: 5109
 Progressiva: 1060.000
 Q. Progetto: 961.529

Scala H 1/200.00
 Scala V 1/200.00

954.00
 ▽

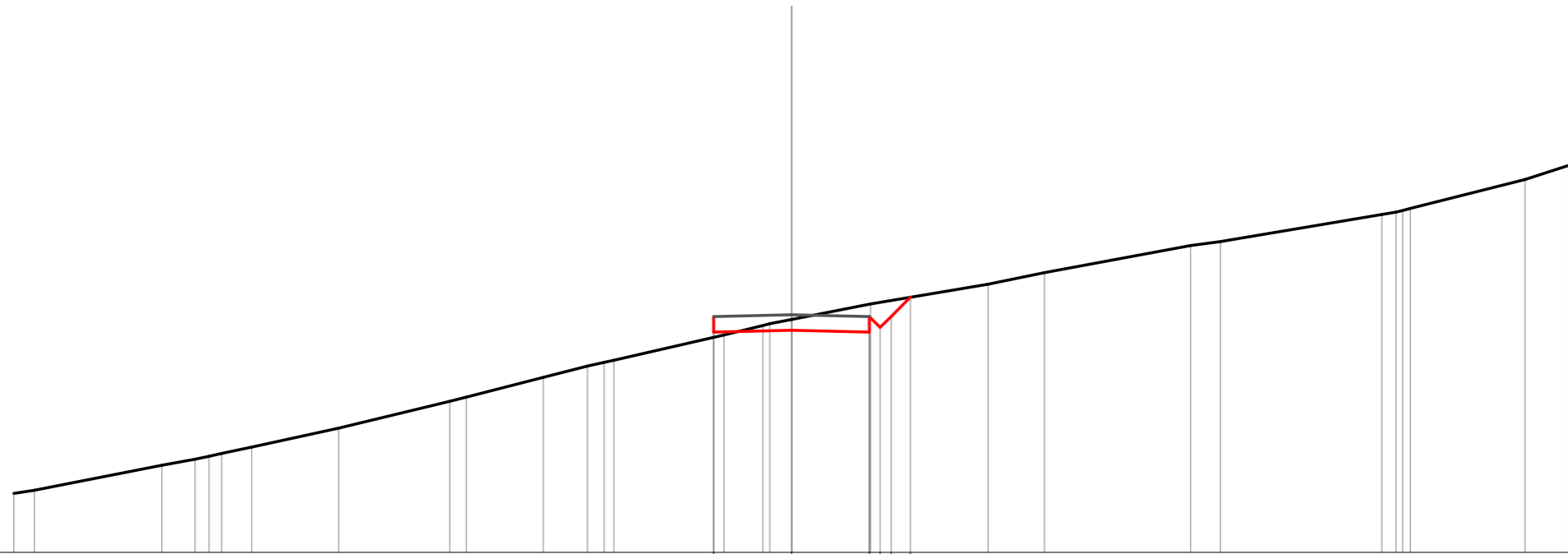


Quote		960.97	961.03	960.97 961.12 961.14	962.72
Parziali		2.50	2.50	0.35 0.35	1.26
Sviluppata Par.		2.50	2.50	0.49 0.49	1.78
Sviluppata		0.00	2.50	5.00 5.00	7.77
Progressiva		-2.50	0.00	2.50 2.55 3.20	4.46
Dislivelli		0.41	-0.80	-1.40 -1.31 -1.02	0.00

Sezione: 5110
 Progressiva: 1070.000
 Q. Progetto: 961.652

Scala H 1/200.00
 Scala V 1/200.00

954.00
 ▽

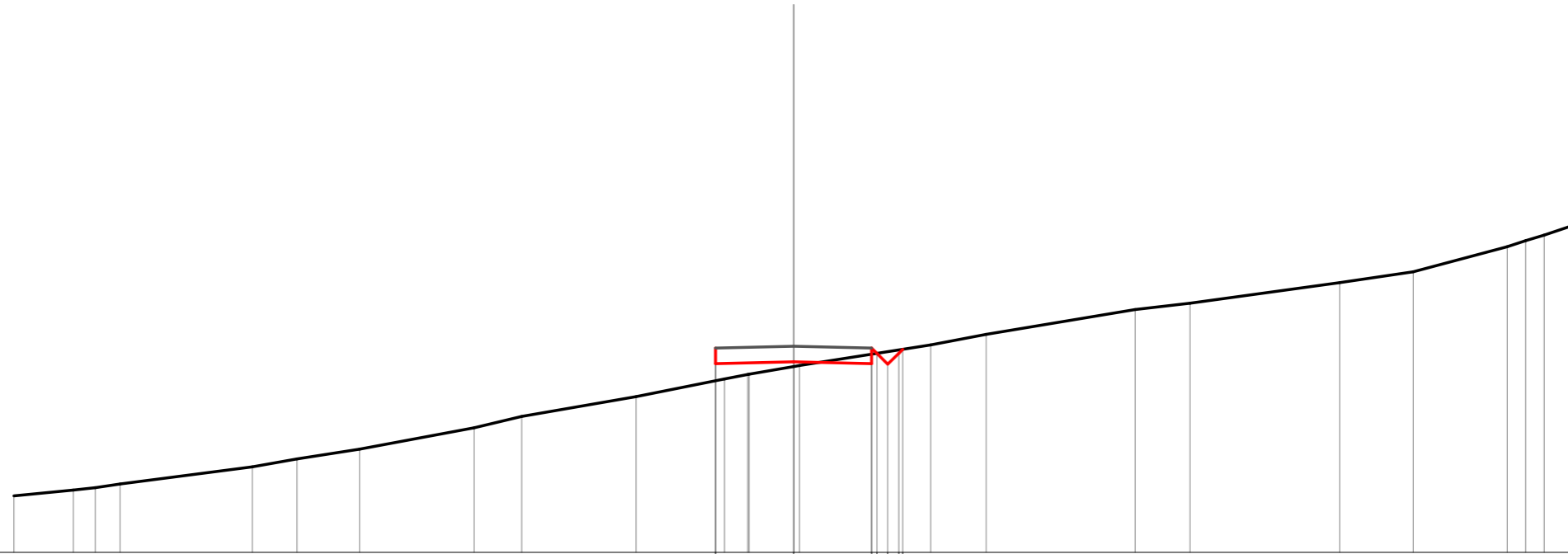


Quote		961.09	961.15	961.09 961.14 961.19	962.21
Parziali		2.50	2.50	0.35 0.35 0.62	
Sviluppata Par.		2.50	2.50	0.49 0.49 0.88	
Sviluppata		0.00	2.50	5.00 5.00 6.87	
Progressiva		-2.50	0.00	2.50 2.50 3.62	
Dislivelli		0.67	-0.34	-0.90 -0.91 -0.32	0.00

Sezione: 5111
 Progressiva: 1080.000
 Q. Progetto: 961.620

Scala H 1/200.00
 Scala V 1/200.00

955.00
 ▽

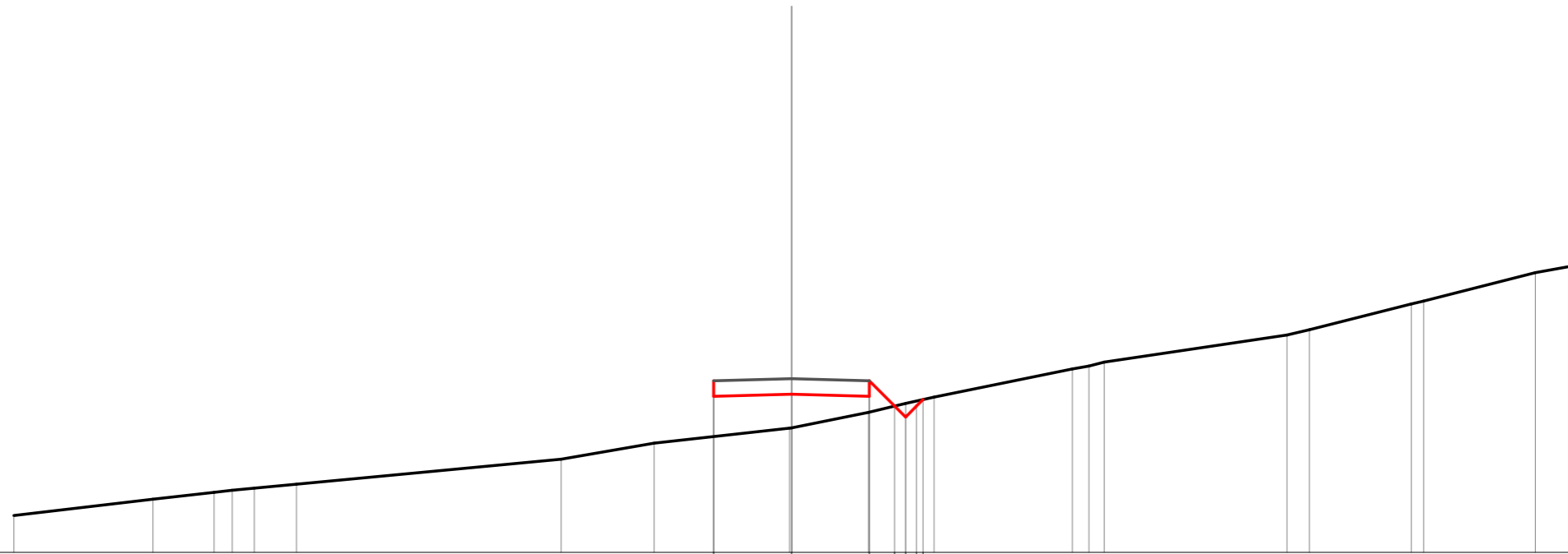


Quote		961.06	961.12	961.06	961.06	961.52
Parziali			2.50	2.50	0.35	0.35
Sviluppata Par.		2.50	2.50	0.45	0.45	0.45
Sviluppata		0.00	2.50	5.00	5.24	5.74
Progressiva		-2.50	0.00	2.50	2.67	3.50
Dislivelli		1.05	0.15	-0.30	0.00	-0.00

Sezione: 5112
 Progressiva: 1090.000
 Q. Progetto: 961.588

Scala H 1/200.00
 Scala V 1/200.00

956.00
 ▽

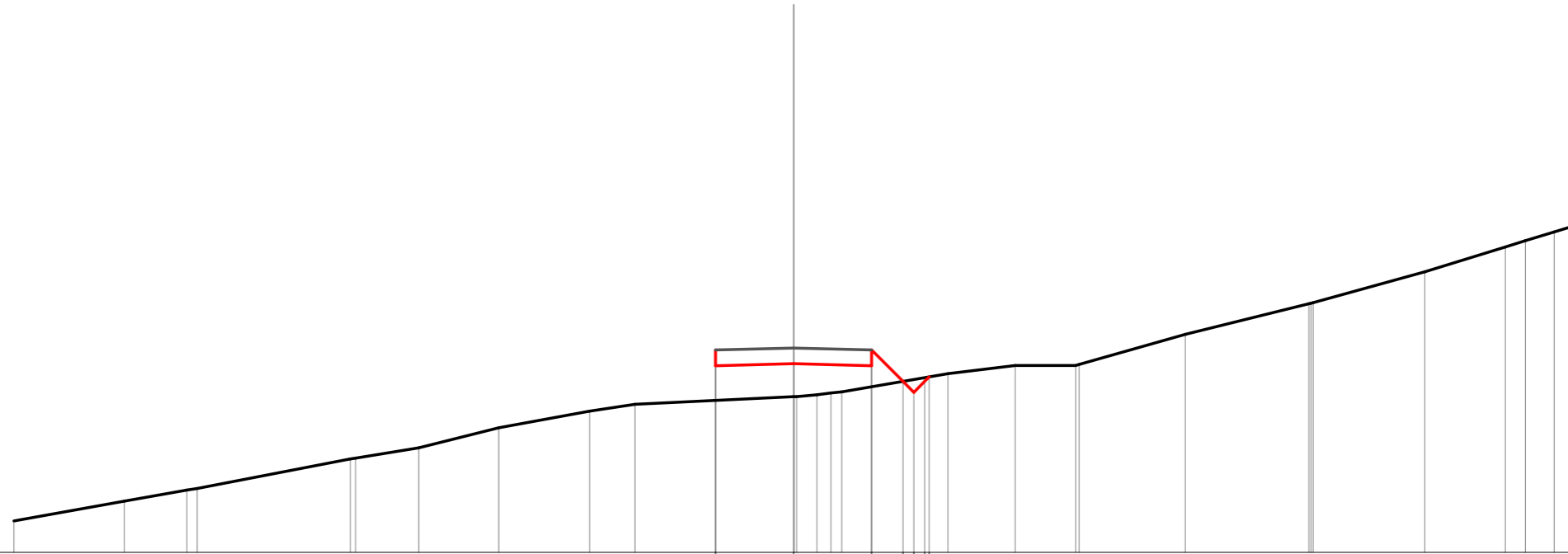


Quote		961.03	961.09	961.03	960.71	960.56	960.92
Parziali		2.50	2.50	0.82	0.35	0.35	
Sviluppata Par.		2.50	2.50	1.16	0.49	0.49	
Sviluppata		0.00	2.50	5.00	6.16	7.15	7.45
Progressiva		-2.50	0.00	2.50	3.67	4.23	
Dislivelli		1.79	1.08	0.52	0.00	-0.43	0.00

Sezione: 5113
 Progressiva: 1100.000
 Q. Progetto: 961.556

Scala H 1/200.00
 Scala V 1/200.00

955.00
 ▽

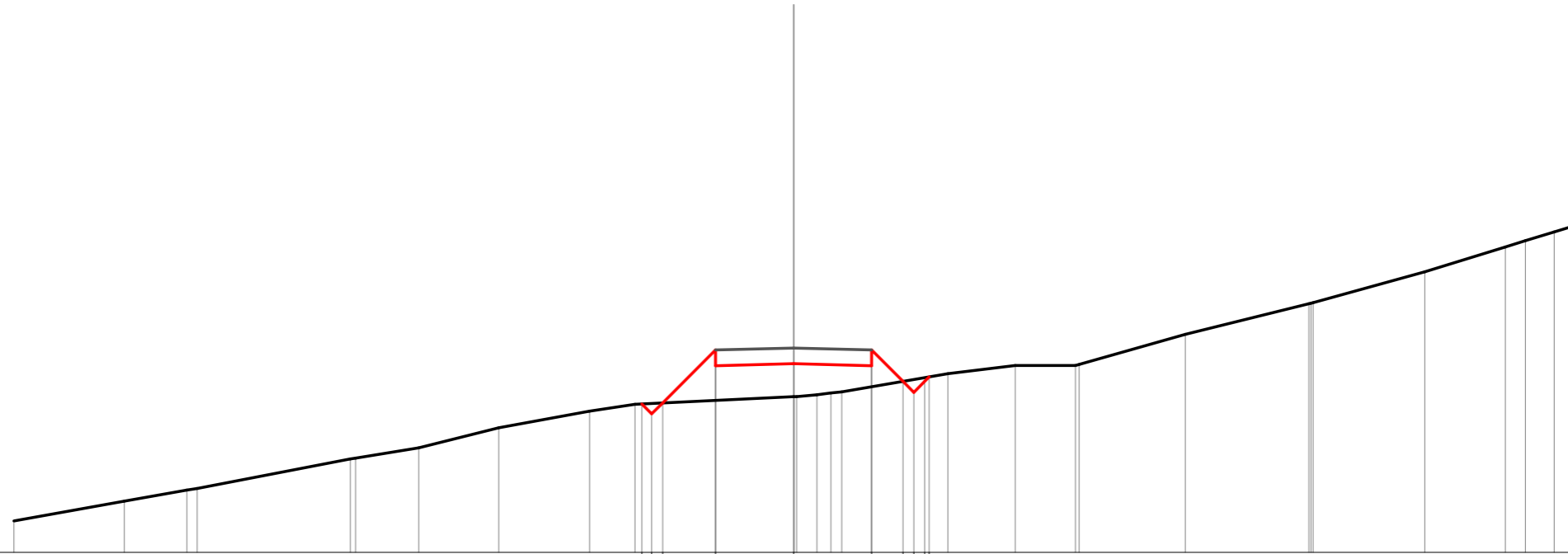


Quote		960.99	961.06	960.99	960.49	960.14	960.63
Parziali		2.50	2.50	1.01	0.35	0.35	
Sviluppata Par.		2.50	2.50	1.42	0.70	0.70	
Sviluppata		0.00	2.50	5.00	6.43	6.92	7.62
Progressiva		-2.50	0.00	2.50	3.51	3.86	4.35
Dislivelli		1.62	1.06	0.68	0.00	-0.41	0.00

Sezione: 5113
 Progressiva: 1100.000
 Q. Progetto: 961.556

Scala H 1/200.00
 Scala V 1/200.00

955.00
 ▽

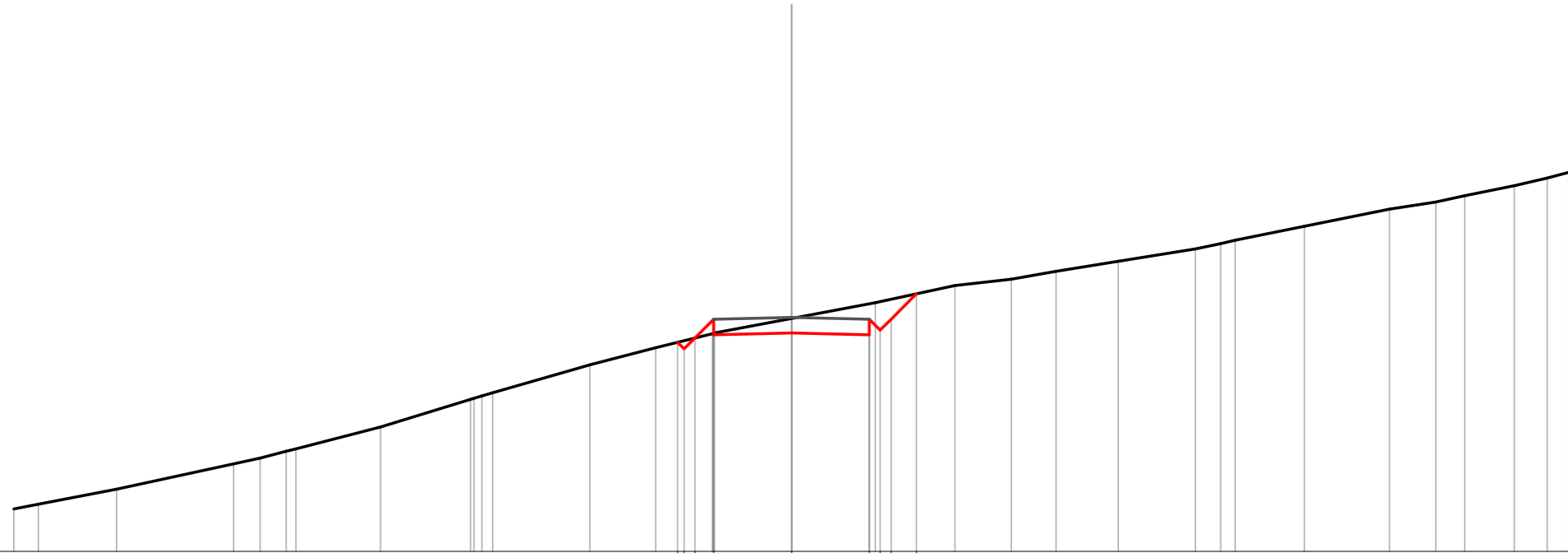


Quote			959.76	959.45	959.80	960.99	961.06	960.99	960.49	960.14	960.63
Parziali			0.32	0.33	1.70	2.50	2.50	1.01	0.35	0.35	
Sviluppata Par.			0.49	0.49	2.40	2.50	2.50	1.42	0.78	0.78	
Sviluppata			0.00	0.45	0.95	3.35	5.85	8.35	9.77	10.27	10.76
Progressiva			-4.87	-4.55	-4.20	-2.50	0.00	2.50	3.51	3.86	4.35
Dislivelli			0.00	-0.33	0.00	1.62	1.06	0.68	0.00	-0.41	-0.00

Sezione: 5114
 Progressiva: 1110.000
 Q. Progetto: 961.524

Scala H 1/200.00
 Scala V 1/200.00

954.00

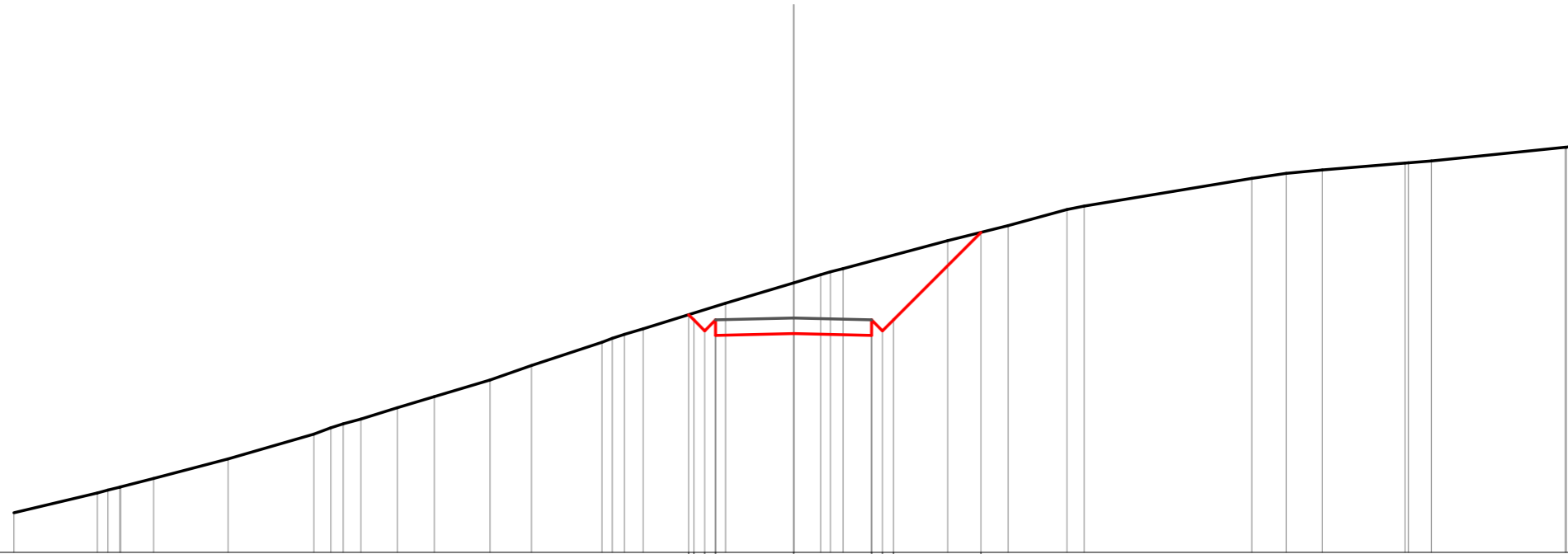



Quote		960.72	960.51	960.66	960.96	961.02	960.96	961.16	961.46	962.28
Parziali		0.00	0.35	0.60	2.50	2.50	0.35	0.35	0.82	
Sviluppata Par.		0.00	0.49	0.85	2.50	2.50	0.49	0.49	1.16	
Sviluppata		0.00	0.30	0.64	4.14	4.14	6.64	7.63	8.79	
Progressiva		-3.66	-3.45	-3.10	-2.50	0.00	2.50	2.55	3.20	4.02
Dislivelli		0.00	-0.26	0.00	0.45	-0.46	-1.00	-0.92	-0.65	-0.00

Sezione: 5115
 Progressiva: 1120.000
 Q. Progetto: 961.521

Scala H 1/200.00
 Scala V 1/200.00

954.00

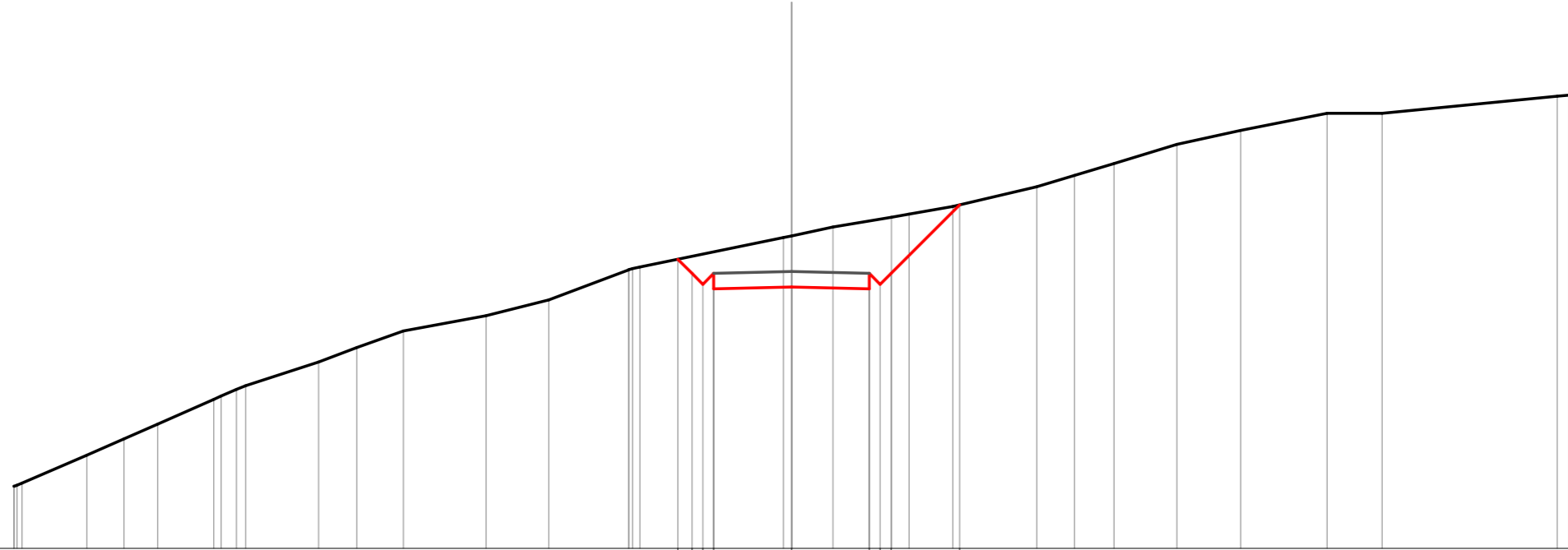


Quote		961.63	961.66	961.11	960.96	961.02	960.96	961.16	964.27	
Parziali		0.00	0.33	2.50	2.50	0.35	0.35	2.81		
Sviluppata Par.		0.49	0.49	2.50	2.50	0.49	0.49	3.97		
Sviluppata		0.00	0.24	0.73	1.23	3.73	6.23	7.22	11.19	
Progressiva		-3.37	-3.20	-2.85	-2.50	0.00	2.50	2.55	3.20	6.01
Dislivelli		-0.00	-0.22	-0.08	-0.44	-1.63	-2.39	-2.34	-2.08	0.00

Sezione: 5116
 Progressiva: 1130.000
 Q. Progetto: 961.912

Scala H 1/200.00
 Scala V 1/200.00

953.00
 ▽

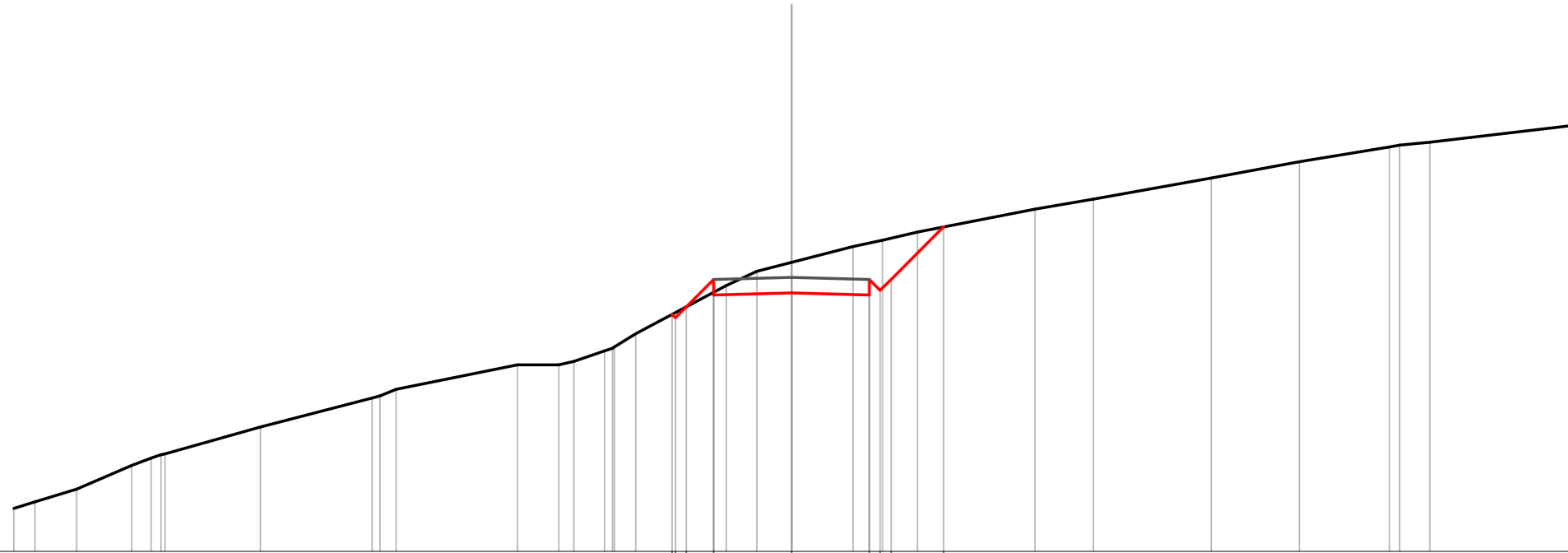


Quote				962.30	961.85	961.50	961.35	961.41	961.35	961.30	961.05
Parziali				0.45	0.35	0.35	2.50	2.50	0.35	0.35	2.20
Sviluppata Par.				0.64	0.49	0.49	2.50	2.50	0.49	0.49	3.11
Sviluppata				0.00	0.64	1.14	1.63	4.13	6.63	7.03	10.74
Progressiva				-3.65	-3.20	-2.85	-2.50	0.00	2.50	2.85	5.40
Dislivelli				0.00	-0.55	-0.97	-0.69	-1.64	-2.19	-2.10	0.00

Sezione: 5117
 Progressiva: 1140.000
 Q. Progetto: 962.805

Scala H 1/200.00
 Scala V 1/200.00

954.00

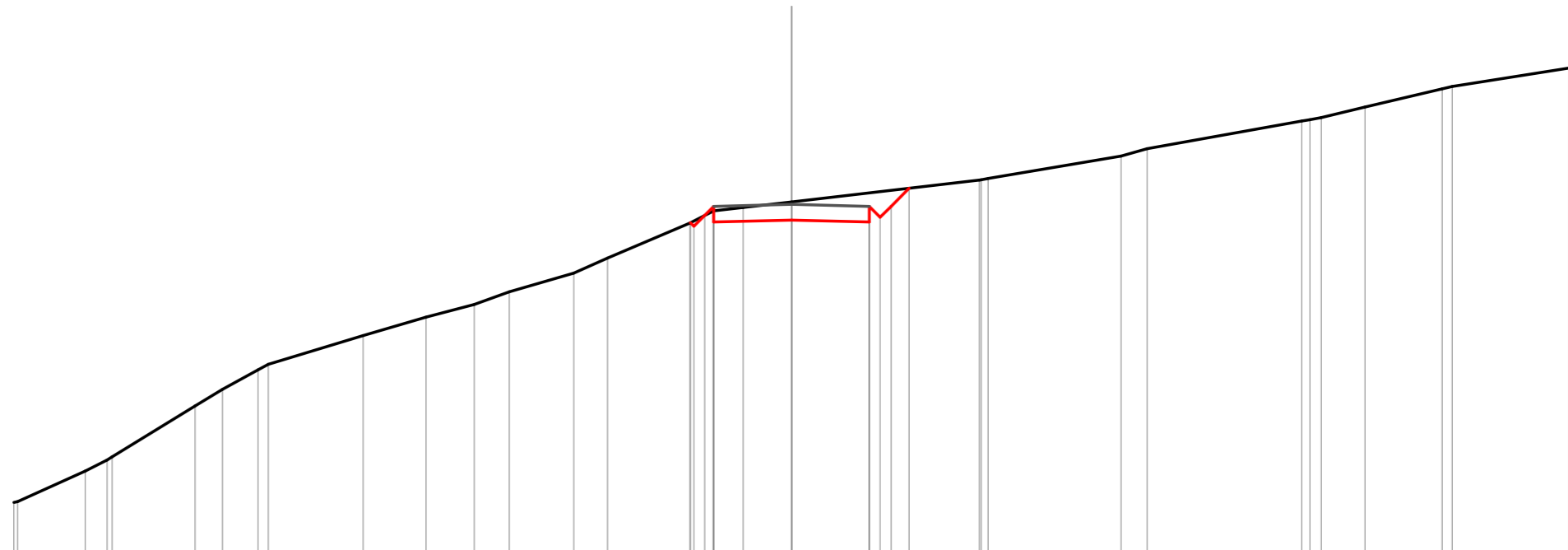


Quote				961.62	961.86	962.24	962.31	962.24	962.39	962.74	964.43	
Parziali				0.35	0.88	2.50	2.50	0.35	0.35	1.69		
Sviluppata Par.				0.49	1.25	2.50	2.50	0.49	0.49	2.39		
Sviluppata				0.00	0.15	0.65	1.90	4.40	6.90	7.39	10.28	
Progressiva				-3.84	-3.73	-3.38	-2.50	0.00	2.50	3.20	4.89	
Dislivelli				0.00	-0.18	0.00	0.42	-0.98	-1.67	-1.39	-1.32	0.00

Sezione: 5118
 Progressiva: 1150.000
 Q. Progetto: 964.209

Scala H 1/200.00
 Scala V 1/200.00

953.00

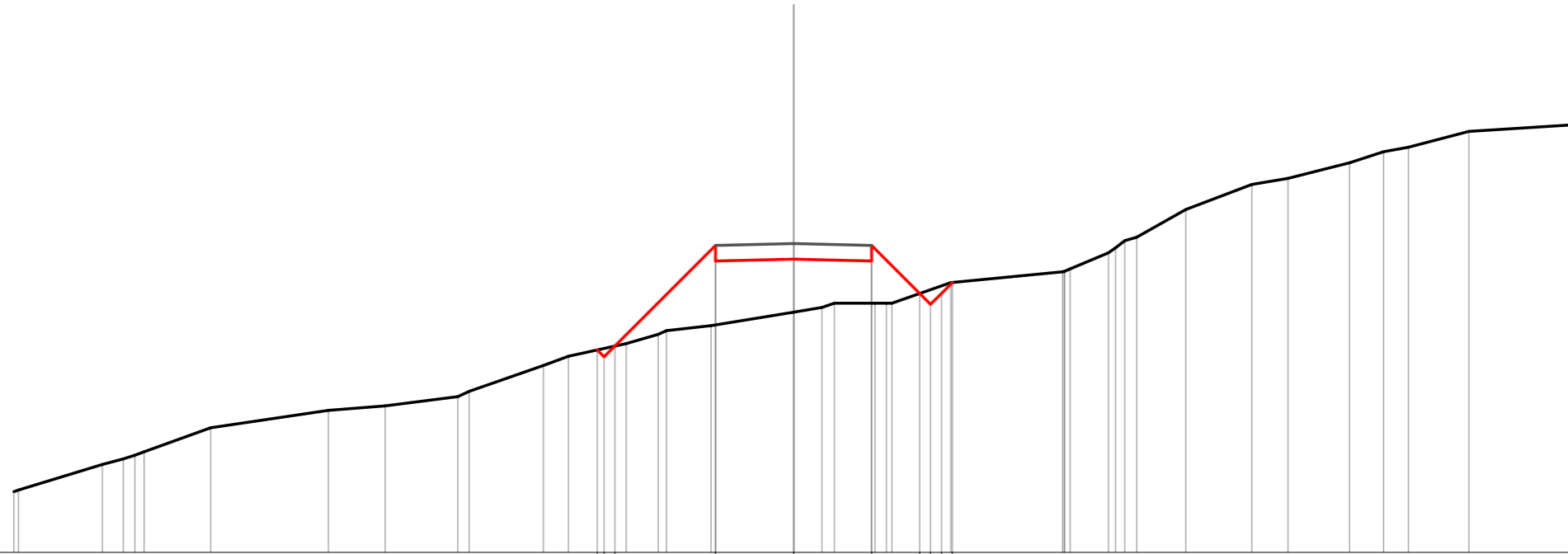



Quote		963.62	963.65	963.71	963.65	964.73
Parziali		0.35	2.50	2.50	0.35	0.58
Sviluppata Par.		0.49	2.50	2.50	0.49	0.82
Sviluppata		0.00	3.56	3.56	6.06	7.88
Progressiva		-3.25	0.00	0.00	2.50	3.78
Dislivelli		0.00	-0.58	-0.58	-0.93	-0.00

Sezione: 5119
 Progressiva: 1160.000
 Q. Progetto: 965.911

Scala H 1/200.00
 Scala V 1/200.00

956.00

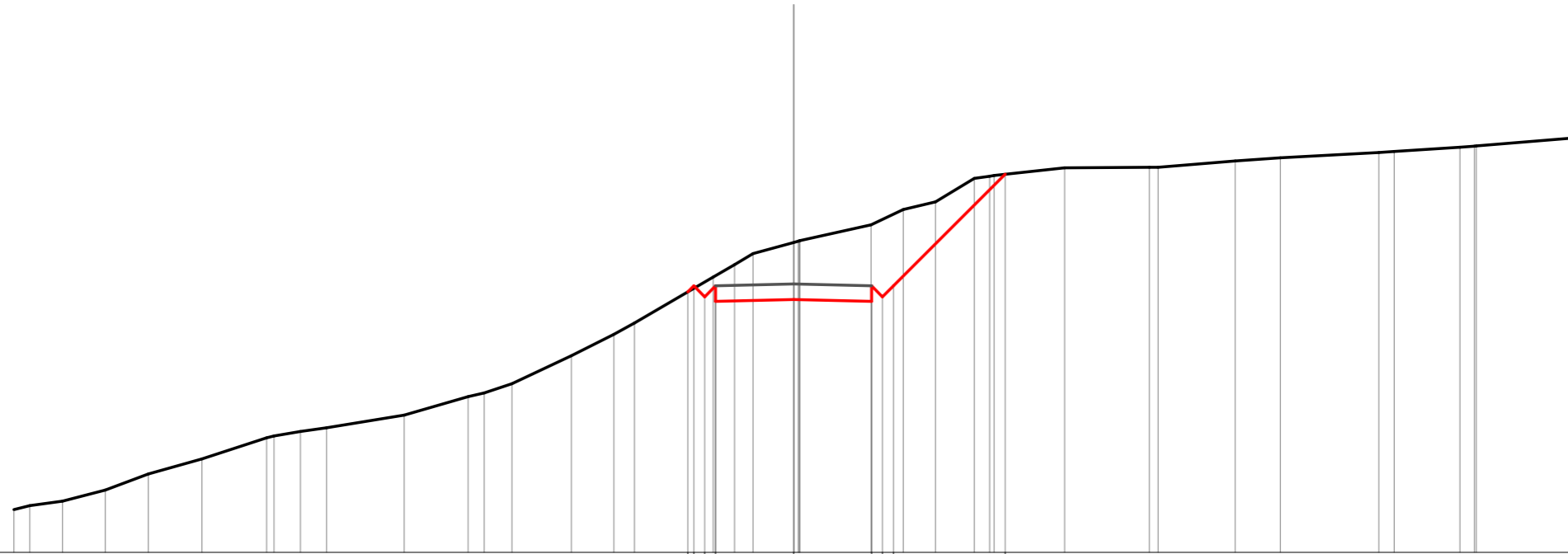


Quote		962.50	962.27	962.52	965.35	965.41	965.35	964.31	963.96	964.31	964.86
Parziali		0.35	3.23	2.50	2.50	1.54	0.35	0.35	0.35	0.35	
Sviluppata Par.		0.49	4.56	2.50	2.50	2.18	0.49	0.49	0.50		
Sviluppata		0.00	0.32	0.81	5.37	7.87	10.37	12.55	13.05	13.54	14.04
Progressiva		-6.30	-6.05	-5.73	-2.50	0.00	2.50	4.04	4.39	4.74	5.09
Dislivelli		0.00	-0.27	0.00	2.55	1.70	1.35	0.00	-0.47	-0.24	0.00

Sezione: 5120
 Progressiva: 1170.000
 Q. Progetto: 967.615

Scala H 1/200.00
 Scala V 1/200.00

959.00

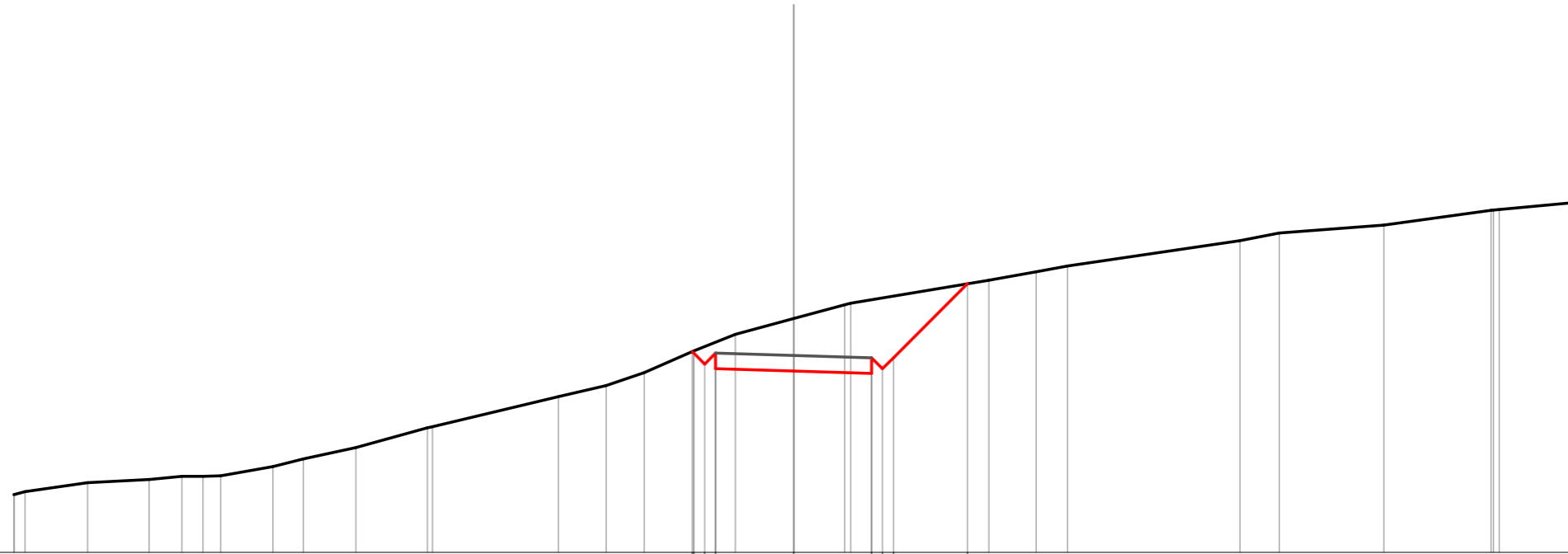



Quote		967.36	967.55	967.20	967.05	967.11	967.05	967.20	967.55	971.14
Parziali		0.00	0.35	0.35	2.50	2.50	0.35	0.35	3.58	
Sviluppata Par.		0.00	0.49	0.49	2.50	2.50	0.49	0.49	5.07	
Sviluppata		0.00	0.28	0.77	1.27	3.77	6.27	7.26	12.32	
Progressiva		-3.39	-3.20	-2.85	-2.50	0.00	2.50	2.85	3.20	6.78
Dislivelli		-0.00	0.08	-0.47	-0.33	-1.83	-2.46	-2.46	-2.30	-0.00

Sezione: 5121
 Progressiva: 1180.000
 Q. Progetto: 969.319

Scala H 1/200.00
 Scala V 1/200.00

963.00

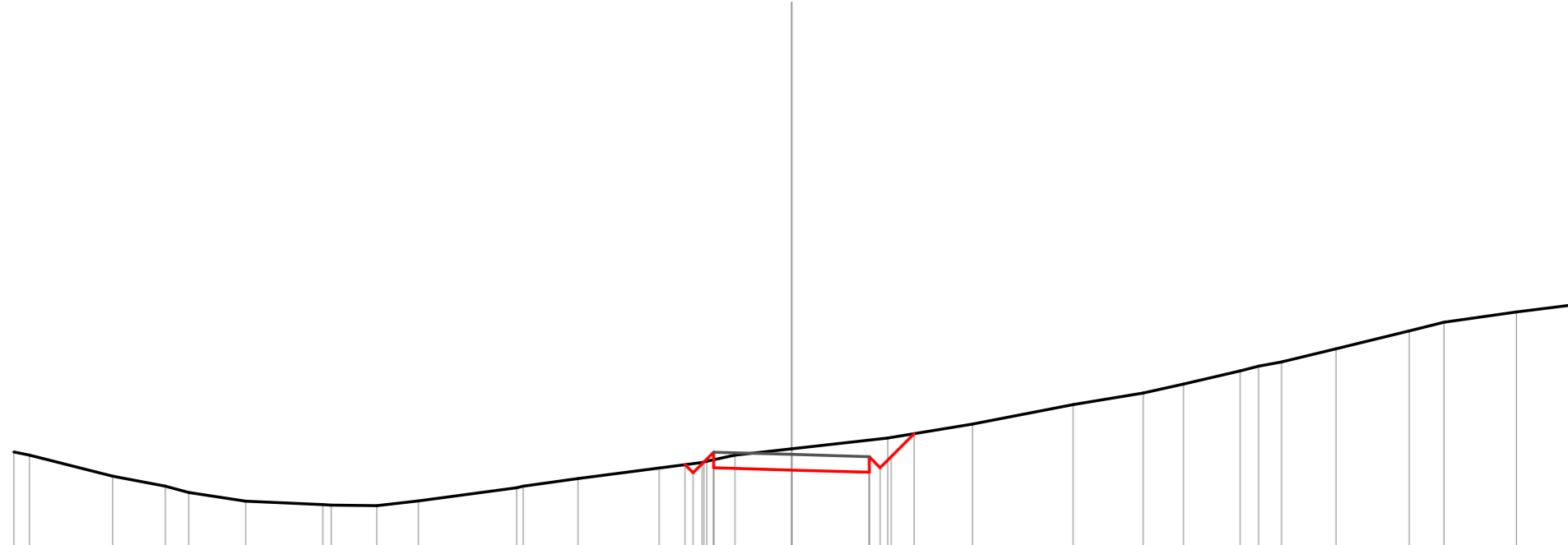


Quote		969.44	969.30	968.99	968.82	968.74	968.59	968.24	971.62
Parziali		0.15	0.13	2.50	2.50	0.35	0.35	2.38	
Sviluppata Par.		0.49	0.49	2.50	2.50	0.49	0.49	3.36	
Sviluppata		0.00	0.07	1.06	3.56	6.06	7.06	10.41	
Progressiva		-3.25	-3.20	-2.50	0.00	2.50	2.50	3.20	5.58
Dislivelli		-0.00	-0.07	-0.35	-1.69	-2.37	-2.27	-1.96	0.00

Sezione: 5122
 Progressiva: 1190.000
 Q. Progetto: 971.022

Scala H 1/200.00
 Scala V 1/200.00

968.00

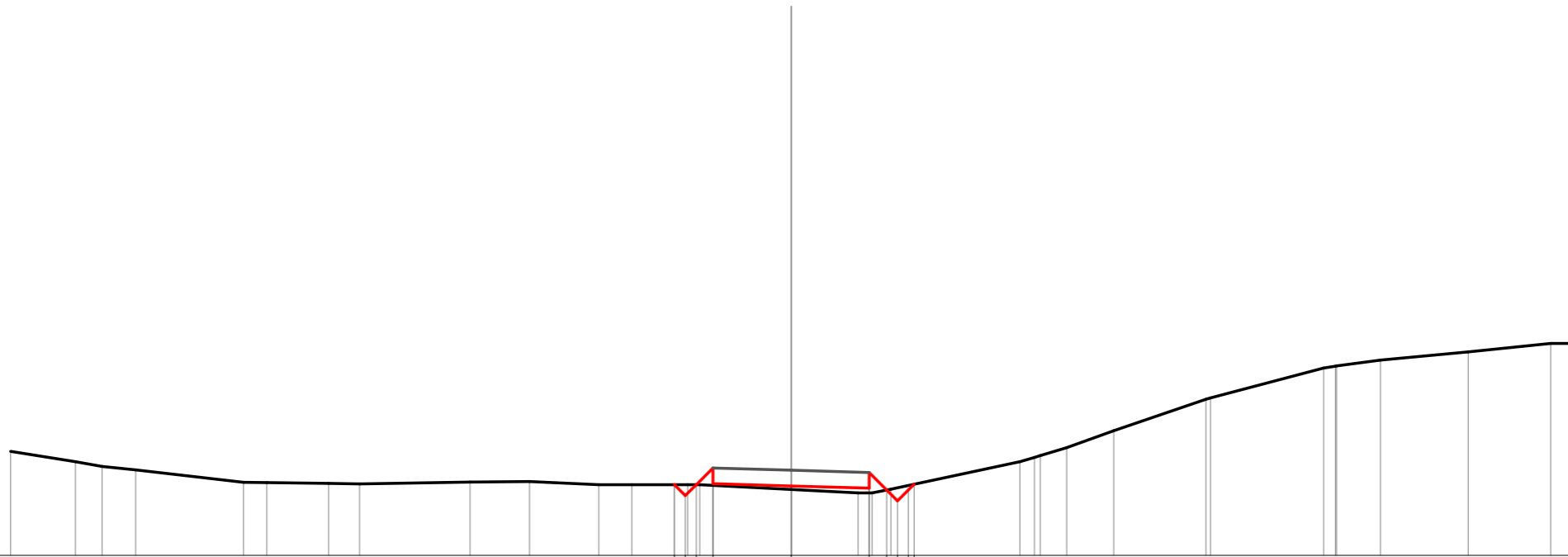


Quote		970.70	970.43	970.60	970.52	970.45	970.50	970.59	971.69
Parziali		0.36	0.35	2.50	2.50	0.35	0.35	0.74	
Sviluppata Par.		0.37	0.49	2.50	2.50	0.49	0.49	1.05	
Sviluppata		0.00	0.37	1.31	3.81	6.31	7.30	8.35	
Progressiva		-3.43	-3.17	-2.50	0.00	2.50	2.55	3.20	3.94
Dislivelli		0.00	-0.30	0.24	-0.68	-1.04	-0.92	-0.00	

Sezione: 5123
 Progressiva: 1200.000
 Q. Progetto: 972.726

Scala H 1/200.00
 Scala V 1/200.00

970.00

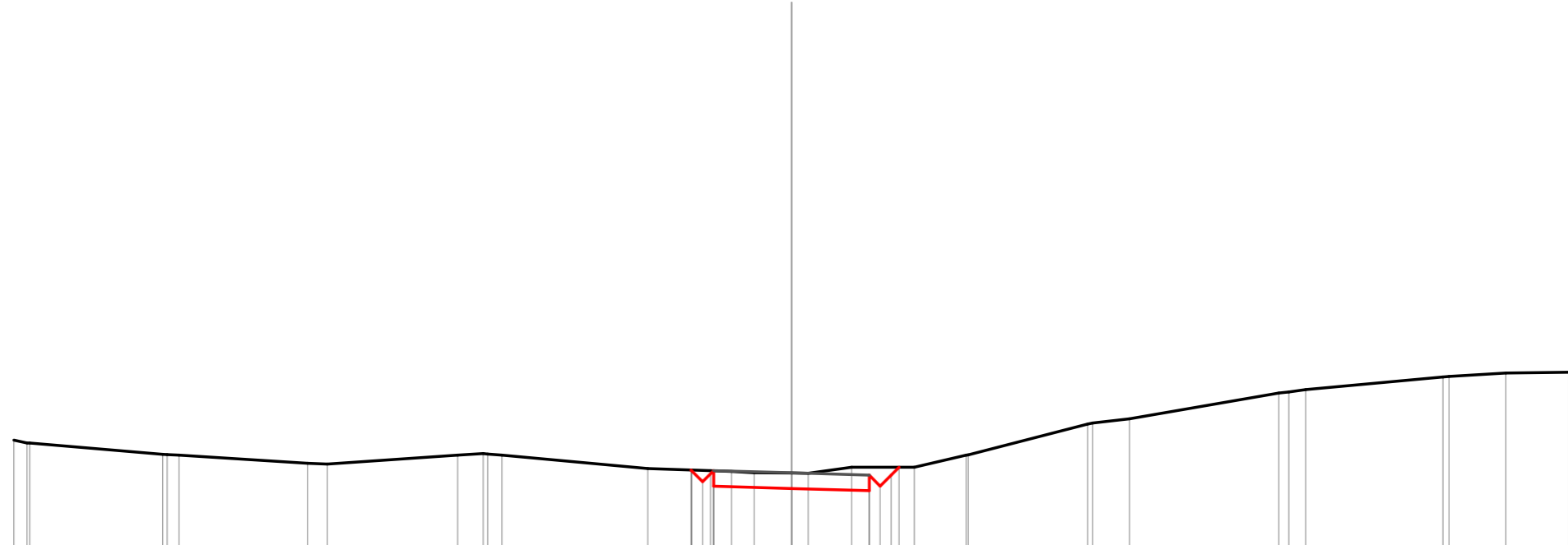



Quote		972.26	971.91	972.26	972.30	972.23	972.15	972.09	971.74	972.28
Parziali		0.35	0.35	0.64	2.50	2.50	0.66	0.35	0.35	0.10
Sviluppata Par.		0.49	0.49	0.76	2.50	2.50	0.79	0.79	0.79	0.10
Sviluppata		0.00	0.49	0.99	1.75	4.25	6.75	7.54	8.03	8.53
Progressiva		-3.74	-3.39	-3.04	-2.50	0.00	2.50	3.06	3.41	3.94
Dislivelli		0.00	-0.35	-0.00	0.56	0.11	0.15	0.00	-0.42	0.00

Sezione: 5124
 Progressiva: 1210.000
 Q. Progetto: 974.429

Scala H 1/200.00
 Scala V 1/200.00

972.00

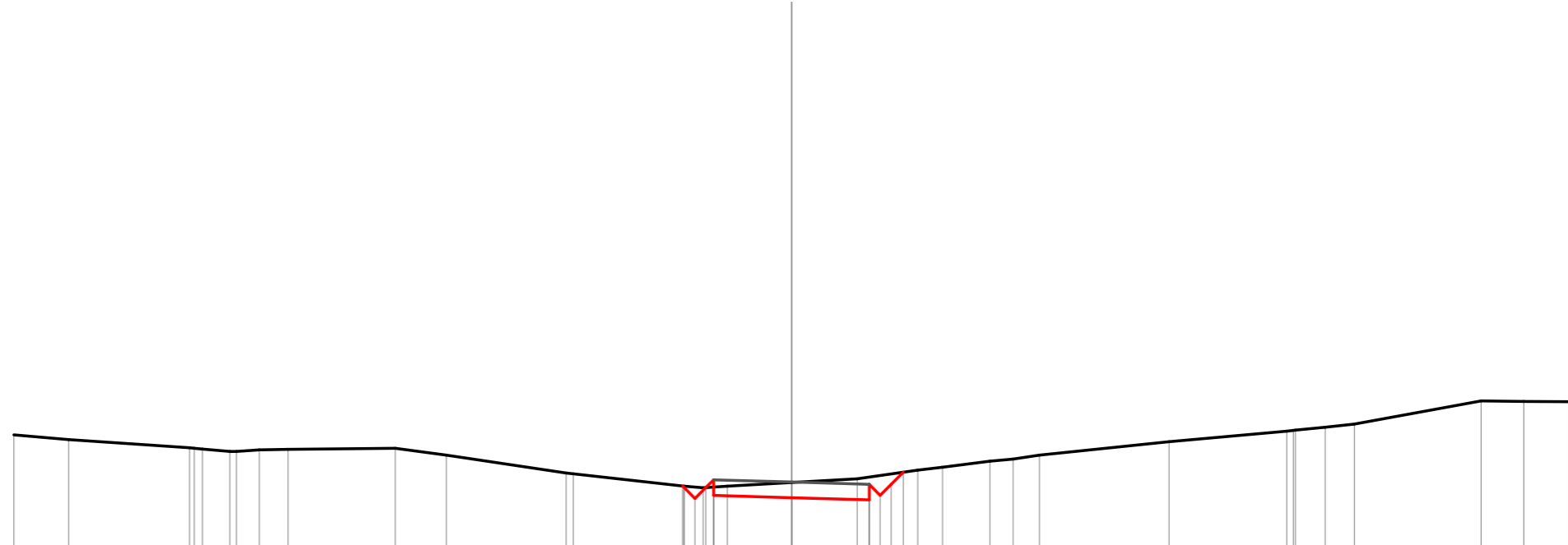



Quote		974.52		973.93		973.85		974.61
Parziali		0.35	2.50	2.50		0.35	0.35	0.35
Sviluppata Par.		0.49	2.50	2.50		0.49	0.39	0.39
Sviluppata		0.00	3.53	3.53		6.03	7.02	7.38
Progressiva		-3.23	0.00	0.00		2.50	3.45	3.45
Dislivelli		0.00	-0.49	-0.49		-0.75	0.00	0.00

Sezione: 5125
 Progressiva: 1220.000
 Q. Progetto: 976.133

Scala H 1/200.00
 Scala V 1/200.00

974.00

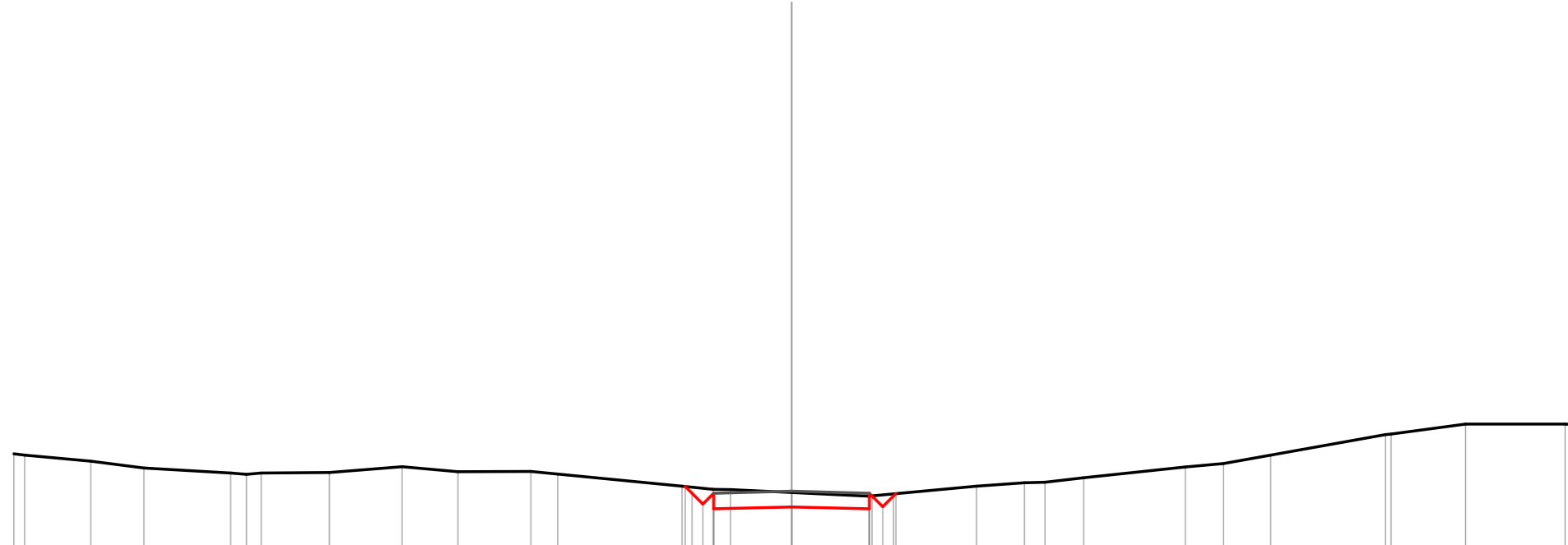



Quote		976.01	975.96	975.71	975.63	975.56	975.06	976.45
Parziali		0.35	0.35	2.50	2.50	0.35	0.35	0.39
Sviluppata Par.		0.49	0.49	2.50	2.50	0.49	0.56	
Sviluppata		0.00	0.07	1.06	3.92	6.42	7.97	
Progressiva		-3.50	-3.45	-2.50	0.00	2.50	2.55	3.59
Dislivelli		0.00	-0.05	0.24	-0.48	-0.73	-0.34	-0.00

Sezione: 5126
 Progressiva: 1230.000
 Q. Progetto: 977.837

Scala H 1/200.00
 Scala V 1/200.00

976.00

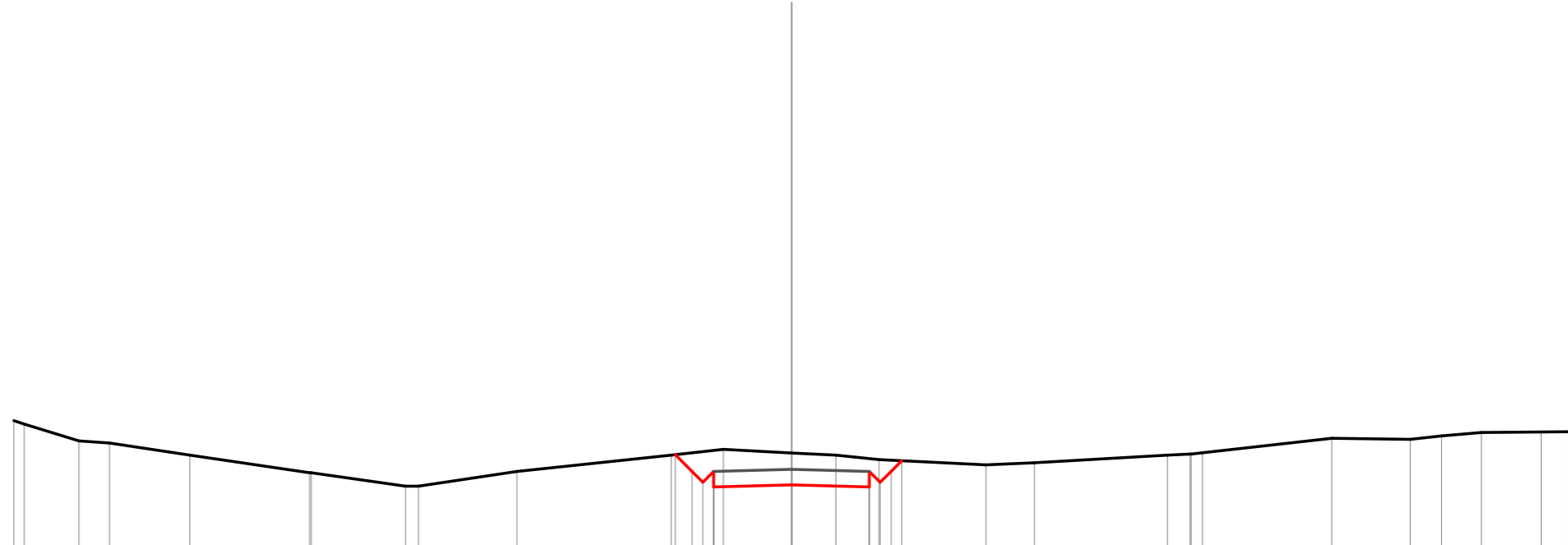



Quote		977.99	977.77	977.42	977.27		977.34		977.27	977.00	977.76
Parziali		0.00	0.30	0.80	1.29	2.50	2.50	2.50	6.30	6.41	7.96
Sviluppata Par.		0.00	0.30	0.80	1.29	2.50	2.50	2.50	6.30	6.41	7.96
Sviluppata		0.00	0.30	0.80	1.29	2.50	2.50	2.50	6.30	6.41	7.96
Progressiva		-3.42	-3.20	-2.85	-2.50	0.00	0.00	0.00	2.50	2.85	3.35
Dislivelli		0.00	-0.19	-0.51	-0.12	-0.46	-0.46	-0.46	-0.41	0.00	0.00

Sezione: 5127
 Progressiva: 1240.000
 Q. Progetto: 979.540

Scala H 1/200.00
 Scala V 1/200.00

977.00

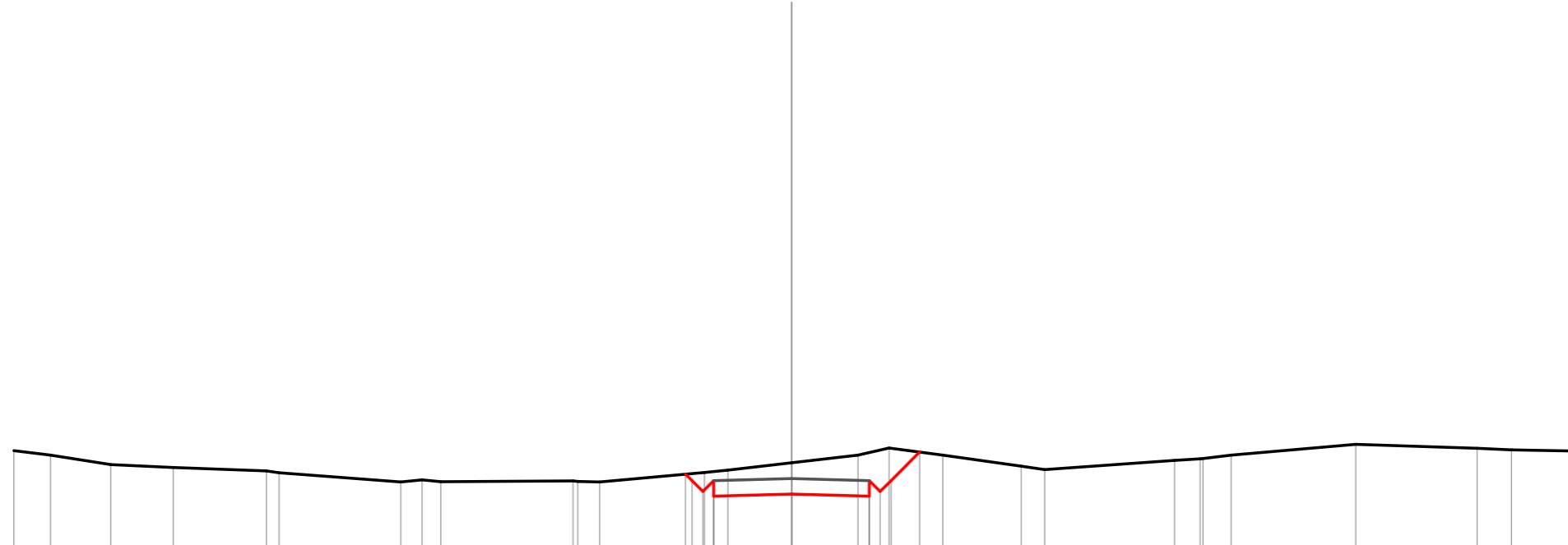



Quote		980.01		979.04		978.98		978.82
Parziali		0.54	2.50	2.50		0.35		0.35
Sviluppata Par.		0.76	2.50	2.50		0.49		0.49
Sviluppata		0.00	4.25	4.25		6.75		8.23
Progressiva		-3.74		0.00		2.50		3.55
Dislivelli		0.00		-1.03		-0.91		0.00

Sezione: 5128
 Progressiva: 1250.000
 Q. Progetto: 981.244

Scala H 1/200.00
 Scala V 1/200.00

979.00

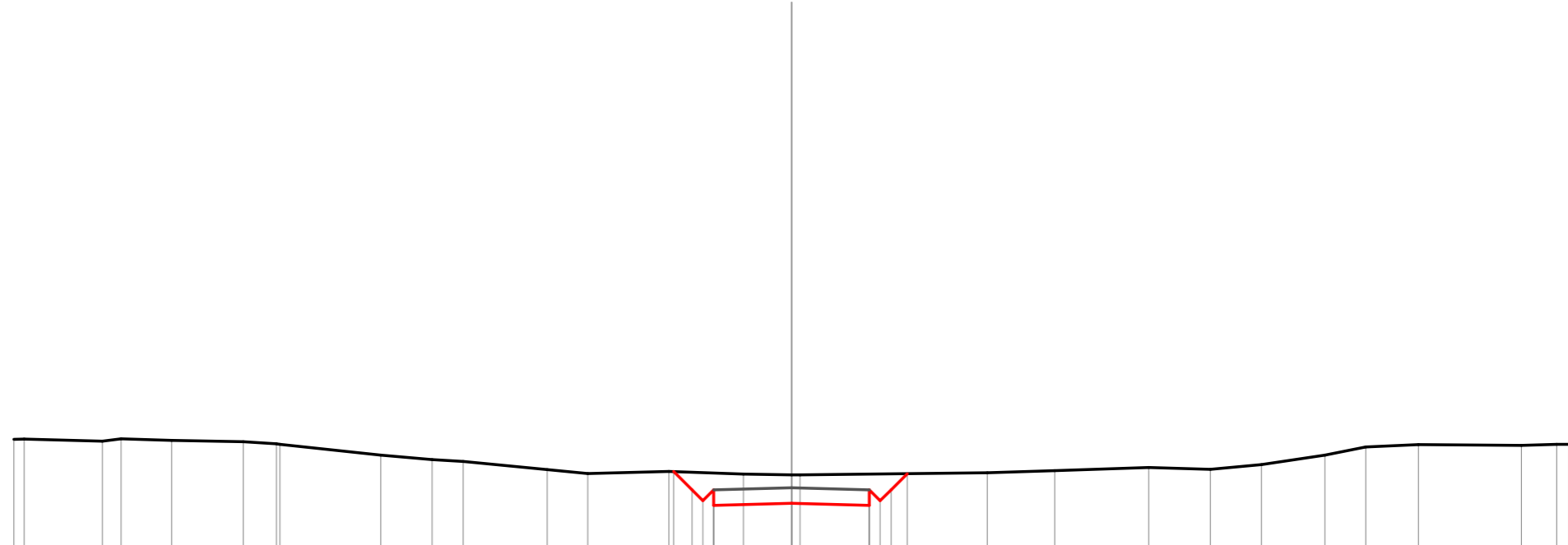



Quote		981.39	981.18	980.83	980.68	980.74	980.68	980.93	981.18	982.10
Parziali		0.00	0.35	0.35	0.35	2.50	2.50	0.35	0.35	0.92
Sviluppata Par.		0.00	0.49	0.49	0.49	2.50	2.50	0.49	0.49	1.30
Sviluppata		0.00	0.29	0.79	1.28	3.78	6.28	7.27	8.57	
Progressiva		-3.41	-3.20	-2.85	-2.50	0.00	2.50	3.20	4.12	
Dislivelli		0.00	-0.23	-0.61	-0.29	-1.01	-1.40	-1.33	-1.04	-0.00

Sezione: 5129
 Progressiva: 1260.000
 Q. Progetto: 982.947

Scala H 1/200.00
 Scala V 1/200.00

981.00

Quote		983.47	982.88	982.53	982.38	982.15	982.38	982.53	983.40
Parziali		0.59	0.35	2.50	2.50	2.50	0.35	0.35	0.52
Sviluppata Par.		0.83	0.49	2.50	2.50	2.50	0.49	0.49	0.73
Sviluppata		0.00	0.83	4.32	4.32	4.32	6.82	7.81	8.55
Progressiva		-3.79	-3.20	0.00	0.00	0.00	2.50	3.20	3.72
Dislivelli		0.00	-0.57	-0.92	-0.92	-0.92	-1.00	-0.96	-0.00