


Comune  
di Corleto Perticara



Regione Basilicata



Provincia di Potenza



Committente:

**RWE**

RENEWABLES ITALIA S.R.L.  
Via Andrea Doria, 41/G - 00192 Roma  
P.IVA/C.F. 06400370968  
pec: rwerenewablesitaliasrl@legalmail.it

Titolo del Progetto:

**Progetto per la realizzazione di una centrale eolica da 44,80 MW nel  
comune di Corleto Perticara (PZ)**

Documento:

**PROGETTO DEFINITIVO**

Richiesta Autorizzazione Unica ai sensi del D. Lgs. 387 del 29/09/2003

N° Documento:

**PECP\_A.16.a.17.b.6**

ID PROGETTO:	<b>PECP</b>	DISCIPLINA:	<b>P</b>	TIPOLOGIA:	<b>D</b>	FORMATO:	<b>A3</b>
--------------	-------------	-------------	----------	------------	----------	----------	-----------

Elaborato:

**Quaderno delle sezioni a sistemazione finale WTG 06 - 6 di 8**

FOGLIO:	<b>6 di 8</b>	SCALA:	<b>1:200</b>	Nome file:	<b>PECP_A.16.a.17.b.6_Quaderno_delle_sezioni_definitive_6_di_8.pdf</b>		
---------	---------------	--------	--------------	------------	--	--	--

Progettazione:

**R.T.P. D'Occhio - De Blasis**  
Via S. Angelo, 10 - 82020 Campolattaro (BN)

Progettisti:



Ing. Giuseppe Antonio De Blasis



Arch. Carmine D'Occhio

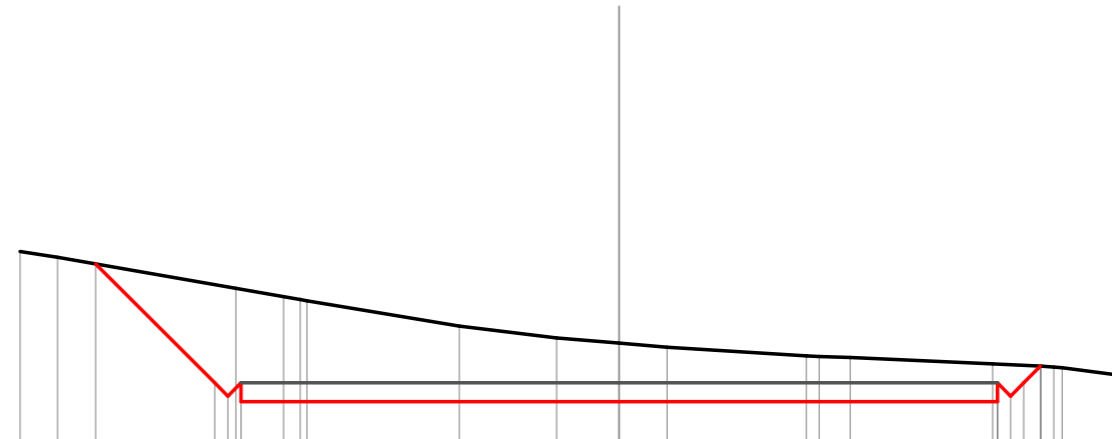
Rev:	Data Revisione	Descrizione Revisione	Redatto	Controllato	Approvato
00	07/12/2020	PRIMA EMISSIONE	R.T.P.D'Occhio - De Blasis	RWE	RWE



Sezione: 6002  
 Progressiva: 10.000  
 Q. Progetto: 915.500

Scala H 1/200.00  
 Scala V 1/200.00

914.00



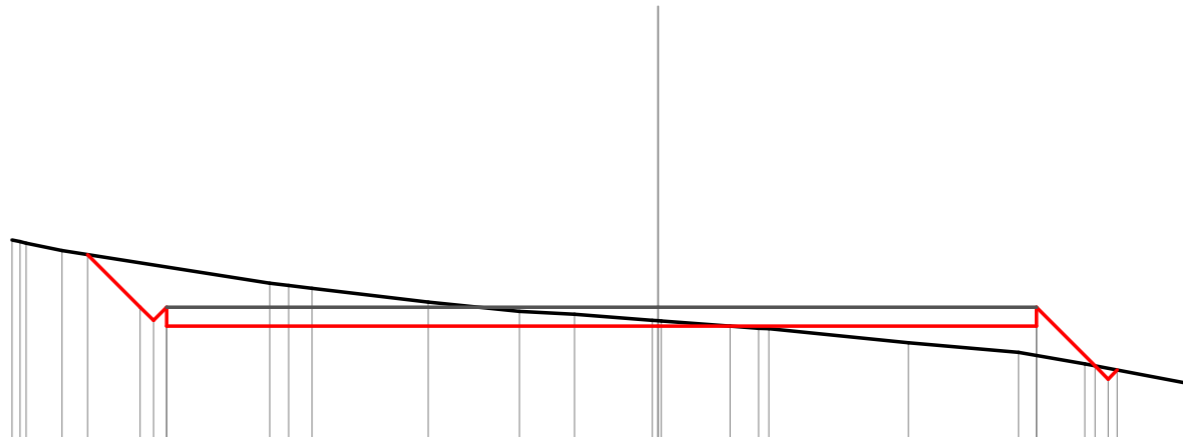
Quote	918.64	915.50 915.75 915.00	915.00	915.00	915.00 915.15 915.50 915.94
Parziali	3.14	0.35 0.35	10.00	10.00	0.35 0.35 0.44
Sviluppata Par.	4.45	0.49 0.49	10.00	10.00	0.49 0.49 0.62
Sviluppata	0.00	4.45 4.94 5.44	15.44		25.44 25.93 26.43 27.05
Progressiva	-13.84	-10.70 -10.35 -10.00	0.00		10.00 10.35 10.70 11.14
Dislivelli	0.00	-2.60 -2.89 -2.48	-1.55		-0.98 -0.83 -0.46 0.00



Sezione: 6004  
 Progressiva: 20.000  
 Q. Progetto: 918.500

Scala H 1/200.00  
 Scala V 1/200.00

915.00

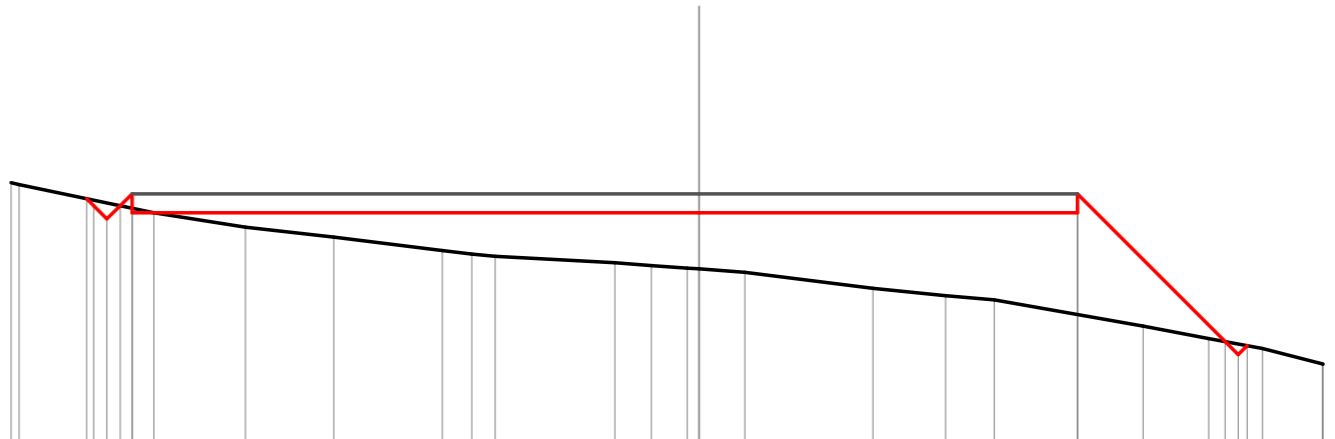


Quote	919.89	918.50	918.00	918.00	918.00	916.95	916.84
Parziali	1.39	0.35	13.00	10.00	15.55	0.35	0.01
Sviluppata Par.	1.97	0.49	13.00	10.00	2.19	0.49	0.01
Sviluppata	0.00	1.97	15.96	25.96	28.15	28.65	28.99
Progressiva	-15.09	-13.70	0.00	10.00	11.55	12.14	
Dislivelli	-0.00	-1.17	-0.14	0.77	-0.00	0.00	

Sezione: 6005  
 Progressiva: 22.000  
 Q. Progetto: 920.500

Scala H 1/200.00  
 Scala V 1/200.00

914.00

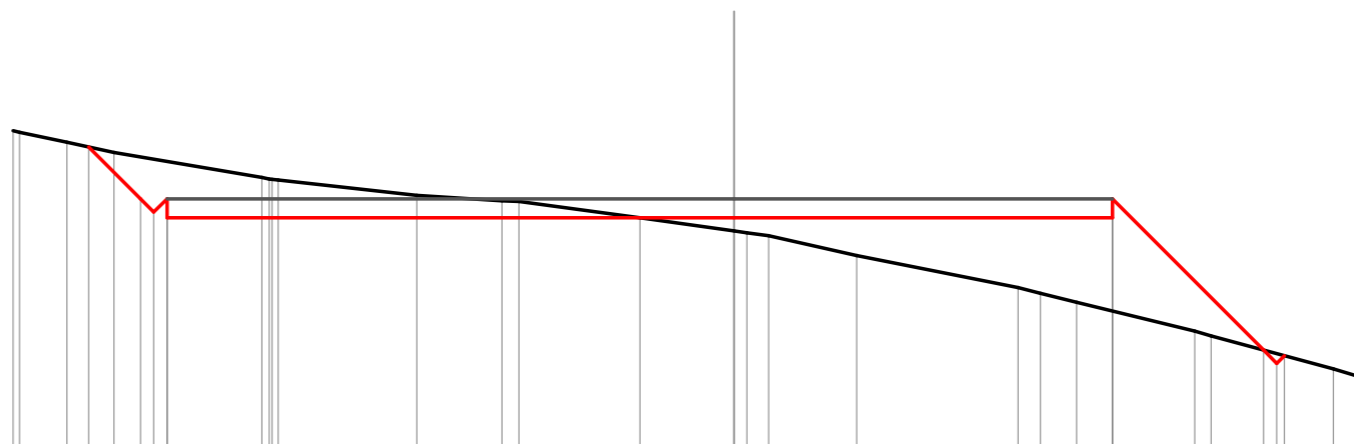


Quote	920.37 920.19 918.84 920.00	920.00	920.00	920.00	916.60 916.49
Parziali	0.35 0.35 0.35 0.31	15.00	10.00	3.90	0.35 0.31
Sviluppata Par.	0.49 0.49 0.49 0.44	15.00	10.00	5.52	0.49 0.31
Sviluppata	0.00 0.26 1.26 1.70	16.70	26.70	32.22 32.71 33.05	
Progressiva	-16.20 -16.01 -15.80 -15.00	0.00	10.00	13.90 14.49	
Dislivelli	0.00 -0.15 -0.42 0.38	1.49	2.69	0.00 0.00	

Sezione: 6006  
 Progressiva: 30.000  
 Q. Progetto: 920.500

Scala H 1/200.00  
 Scala V 1/200.00

914.00  
 ▽

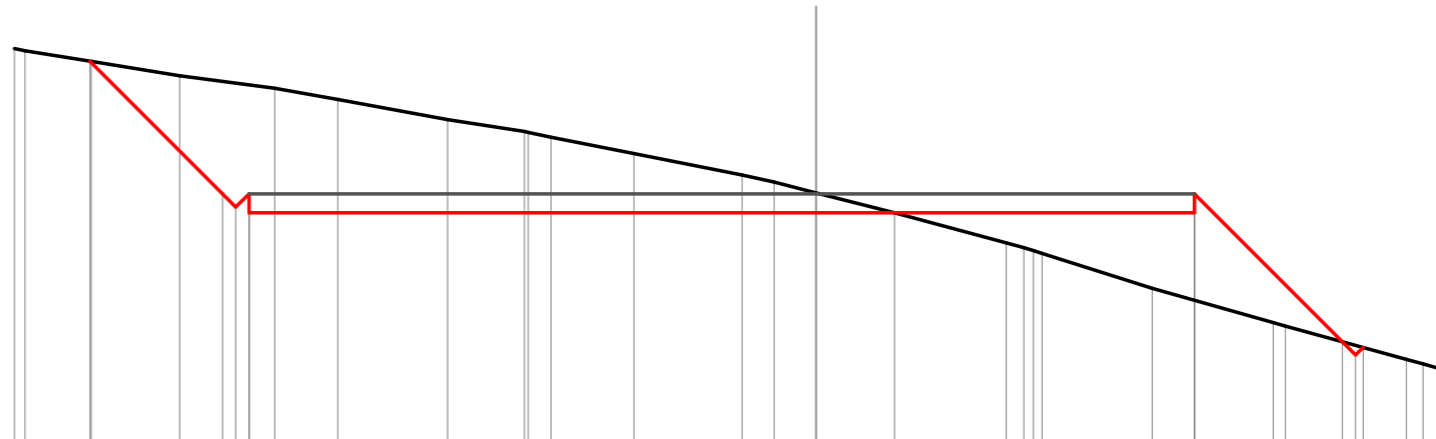


Quote	921.87	920.50 920.15 920.00	920.00	920.00	916.50 916.35
Parziali	1.37	0.35 0.35	15.00	10.00	4.00 0.35 0.35
Sviluppata Par.	1.94	0.49 0.44 0.49	15.00	10.00	5.66 0.49 0.35
Sviluppata	0.00	1.94 2.44 2.83	17.93	27.93	33.59 34.08 34.37
Progressiva	-17.07	-15.70 -15.35 -15.00	0.00	10.00	14.00 14.55
Dislivelli	0.00	-1.10 -1.39 -0.99	0.35	2.47	-0.00 0.00

Sezione: 6007  
 Progressiva: 40.000  
 Q. Progetto: 920.500

Scala H 1/200.00  
 Scala V 1/200.00

914.00



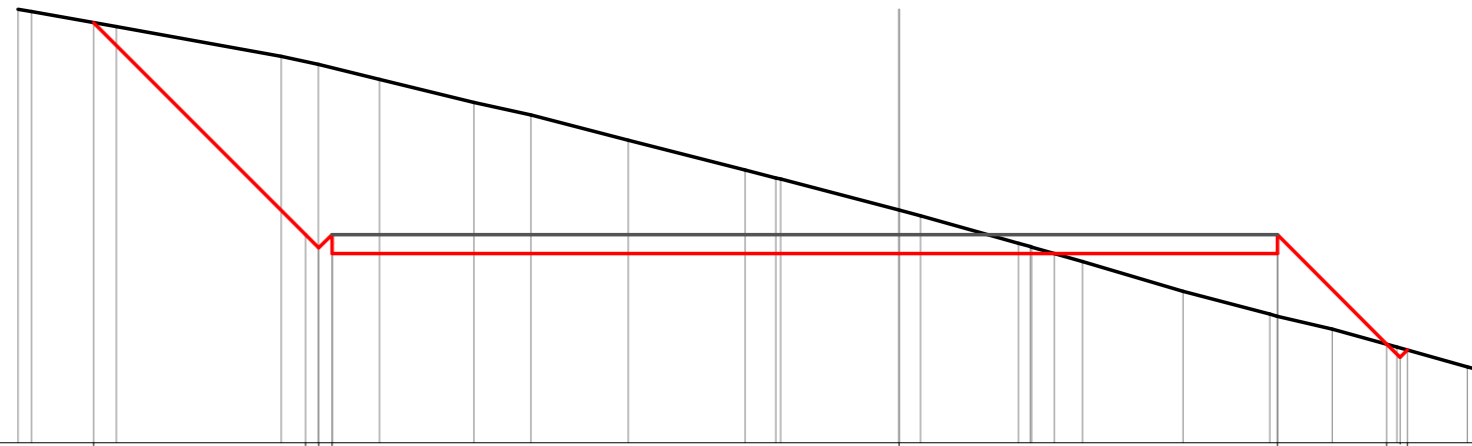
Quote	924.01	920.50 920.15 920.00	920.00	920.00	916.59 916.44
Parziali	3.51	0.35 0.35	15.00	10.00	3.91 0.35 0.35
Sviluppata Par.	4.96	0.49 0.49	15.00	10.00	5.53 0.49 0.35
Sviluppata	0.00	4.96 5.45 5.95	20.95	30.95	36.48 36.98 37.26
Progressiva	-19.21	-15.70 -15.35 -15.00	0.00	10.00	13.91 14.46
Dislivelli	0.00	-2.97 -3.27 -2.88	-0.53	2.32	0.00 0.00



Sezione: 6008  
 Progressiva: 50.000  
 Q. Progetto: 920.500

Scala H 1/200.00  
 Scala V 1/200.00

915.00

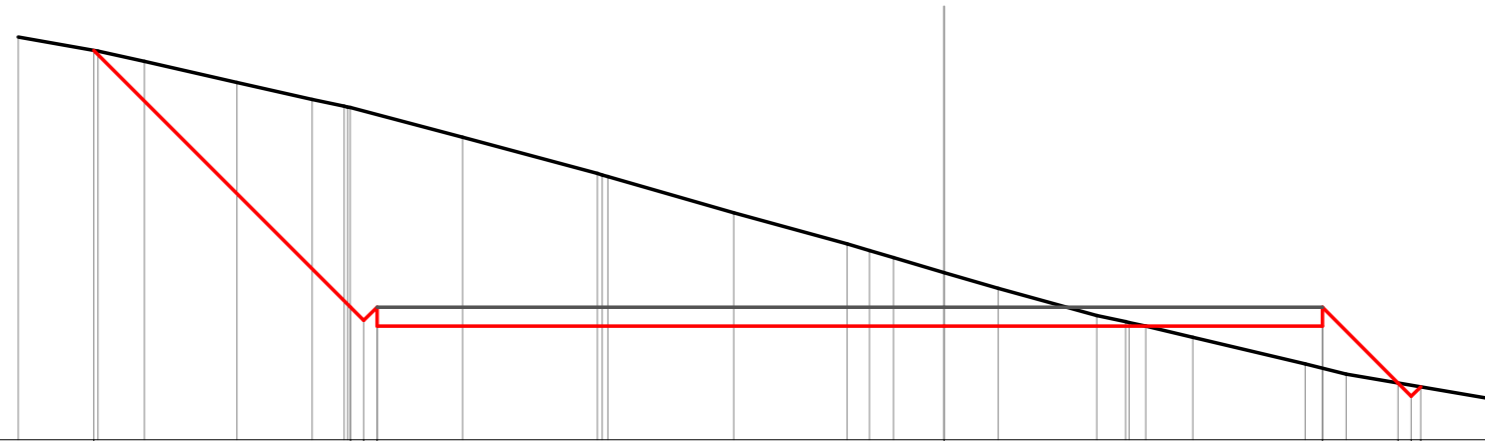


Quote	926.11	920.50 920.15 920.00	920.00	920.00	917.61 917.45
Parziali	5.61	0.35 0.35	15.00	10.00	2.89 0.35 0.35
Sviluppata Par.	7.93	0.49 0.49	15.00	10.00	4.09 0.49 0.35
Sviluppata	0.00	7.93 8.42 8.92	23.92	33.92	38.01 38.31 38.79
Progressiva	-21.31	-15.70 -15.35 -15.00	0.00	10.00	12.89 13.44
Dislivelli	0.00	-4.57 -4.85 -4.41	-1.15	1.66	0.00 0.00

Sezione: 6009  
 Progressiva: 57.000  
 Q. Progetto: 920.500

Scala H 1/200.00  
 Scala V 1/200.00

917.00  

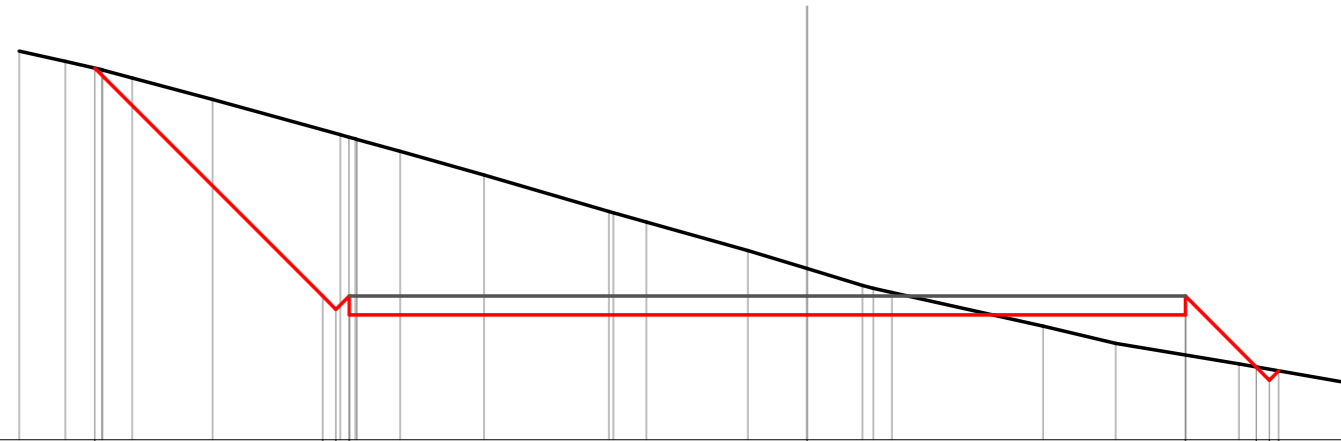



Quote	927.29	920.50 920.15 920.00	920.00	920.00	918.50 918.39
Parziali		6.79 0.35 0.35	15.00	10.00	2.00 0.35 0.35
Sviluppata Par.		9.60 0.49 0.49	15.00	10.00	2.83 0.49 0.35
Sviluppata	0.00	9.60 10.10 10.59	25.59	35.59	38.43 38.92 39.27
Progressiva	-22.49	-15.70 -15.35 -15.00	0.00	10.00	12.00 12.60
Dislivelli	0.00	-5.28 -5.63 -5.09	-1.42	1.11	0.00 0.00

Sezione: 6010  
 Progressiva: 60.000  
 Q. Progetto: 920.795

Scala H 1/200.00  
 Scala V 1/200.00

917.00

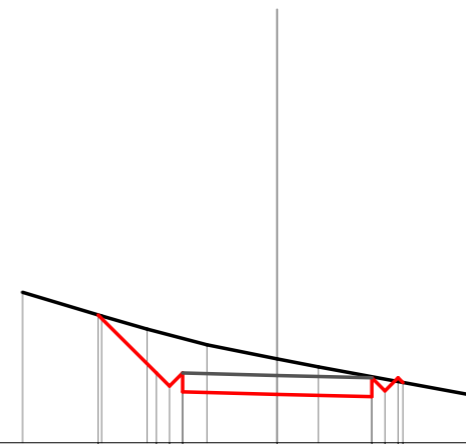


Quote	926.82	920.79 920.29	920.29	920.29	918.92 918.62
Parziali	6.03	0.35 0.35	12.12	10.00	1.87 0.35 0.35
Sviluppata Par.	8.52	0.49 0.49	12.12	10.00	2.65 0.49 0.35
Sviluppata	0.00	8.62 9.57	21.63	31.63	34.28 34.78 35.12
Progressiva	-18.84	-12.92 -12.12	0.00	10.00	11.87 12.47
Dislivelli	-0.00	-4.38 -4.20	-1.23	1.06	0.00 0.00

Sezione: 6011  
 Progressiva: 70.000  
 Q. Progetto: 921.778

Scala H 1/200.00  
 Scala V 1/200.00

920.00

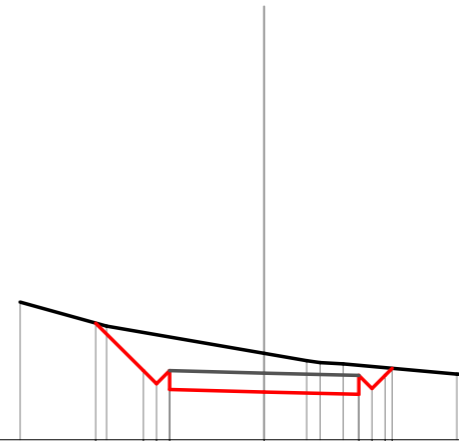


Quote		923.37	921.84	921.49	921.34	921.28	921.22	921.37	921.59
Parziali		1.53	0.35	0.35	2.50	2.50	0.35	0.35	
Sviluppata Par.		2.17	0.48	0.48	2.50	2.50	0.49	0.49	
Sviluppata		0.00	2.17	2.66	3.16	5.66	8.16	9.15	9.33
Progressiva		-4.73	-3.20	-2.85	-2.50	0.00	2.50	2.85	3.32
Dislivelli		-0.00	-1.10	-1.36	-0.91	-0.94	-0.53	-0.31	0.00

Sezione: 6012  
 Progressiva: 80.000  
 Q. Progetto: 922.761

Scala H 1/200.00  
 Scala V 1/200.00

921.00  

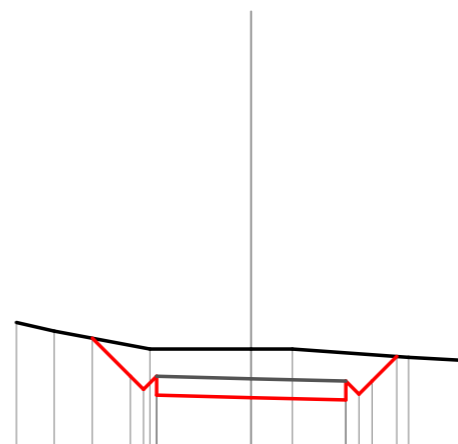



Quote	924.08	922.82	922.47	922.32	922.26	922.20	922.35	922.88
Parziali	1.26	0.35	0.35	2.50	2.50	0.35	0.35	
Sviluppata Par.	1.78	0.48	0.48	2.50	2.50	0.49	0.49	
Sviluppata	0.00	1.78	2.27	2.77	5.27	7.77	8.76	9.02
Progressiva	-4.46	-3.20	-2.85	-2.50	0.00	2.50	2.85	3.39
Dislivelli	-0.00	-1.01	-1.30	-0.89	-1.02	-0.76	-0.58	0.00

Sezione: 6013  
 Progressiva: 90.000  
 Q. Progetto: 923.744

Scala H 1/200.00  
 Scala V 1/200.00

922.00

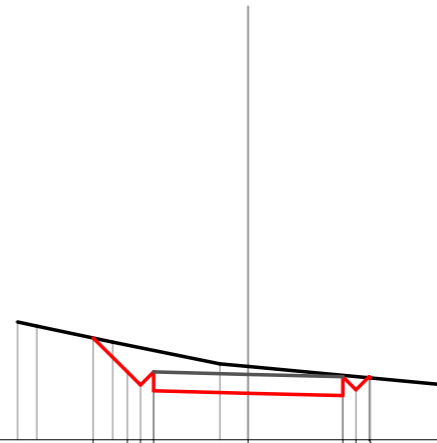


Quote		924.81	923.81	923.46	923.31	923.24	923.16	923.13	923.08	924.33
Parziali		1.01	0.35	0.35	2.50	2.50	0.35	0.35	0.65	
Sviluppata Par.		1.42	0.48	0.48	2.50	2.50	0.49	0.49	0.92	
Sviluppata		0.00	1.42	1.92	2.41	4.91	7.42	7.92	8.41	9.32
Progressiva		-4.21	-3.20	-2.85	-2.50	0.00	2.50	2.85	3.20	3.85
Dislivelli		0.00	-0.82	-1.11	-0.72	-1.29	-1.25	-1.11	-0.70	-0.00

Sezione: 6014  
 Progressiva: 100.000  
 Q. Progetto: 924.727

Scala H 1/200.00  
 Scala V 1/200.00

923.00

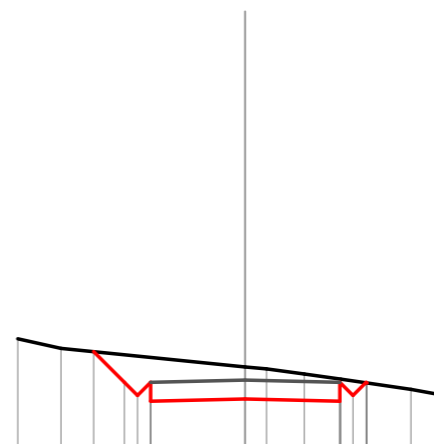


Quote		925.69	924.79	924.44	924.29	924.23	924.16	924.31	924.63
Parziali		0.90	0.35	0.35	2.50	2.50	0.35	0.35	
Sviluppata Par.		1.27	0.48	0.48	2.50	2.50	0.49	0.49	
Sviluppata		0.00	1.27	1.77	2.26	4.76	7.26	7.25	8.30
Progressiva		-4.10	-3.20	-2.85	-2.50	0.00	2.50	2.85	3.23
Dislivelli		0.00	-0.71	-0.99	-0.57	-0.70	-0.54	-0.35	0.00

Sezione: 6015  
 Progressiva: 110.000  
 Q. Progetto: 925.710

Scala H 1/200.00  
 Scala V 1/200.00

924.00  

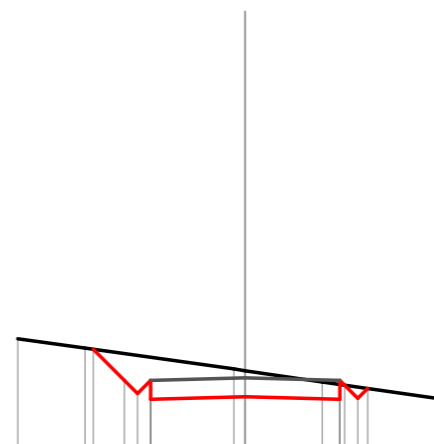
Quote		926.46	925.65	925.90	925.15	925.21	925.15	925.63
Parziali		0.81	0.35	0.35	2.50	2.50	0.35	0.35
Sviluppata Par.		1.15	0.49	0.49	2.50	2.50	0.49	0.49
Sviluppata		0.00	1.15	1.64	2.14	4.64	7.14	8.13
Progressiva		-4.01	-3.20	-2.85	-2.50	0.00	2.50	3.20
Dislivelli		0.00	-0.73	-1.05	-0.66	-0.85	-0.58	0.02



Sezione: 6016  
 Progressiva: 120.000  
 Q. Progetto: 926.763

Scala H 1/200.00  
 Scala V 1/200.00

925.00  
 ▽

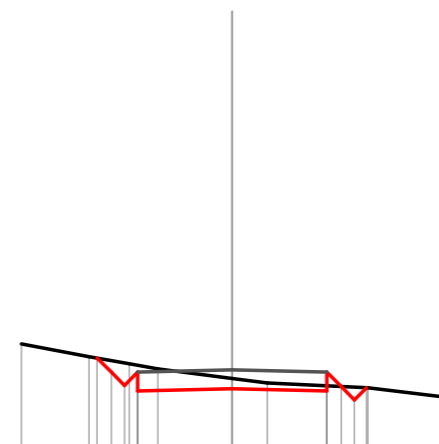


Quote		927.52	926.70	926.35	926.20	926.26	926.20	926.48
Parziali		0.82	0.48	0.35	2.50	2.50	0.35	0.28
Sviluppata Par.		1.16	0.48	0.48	2.50	2.50	0.49	0.33
Sviluppata		0.00	1.16	1.65	2.15	4.65	7.15	7.33
Progressiva		-4.02	-3.20	-2.85	-2.50	0.00	2.50	3.24
Dislivelli		0.00	-0.70	-1.01	-0.61	-0.69	-0.39	0.00

Sezione: 6017  
 Progressiva: 130.000  
 Q. Progetto: 927.978

Scala H 1/200.00  
 Scala V 1/200.00

926.00

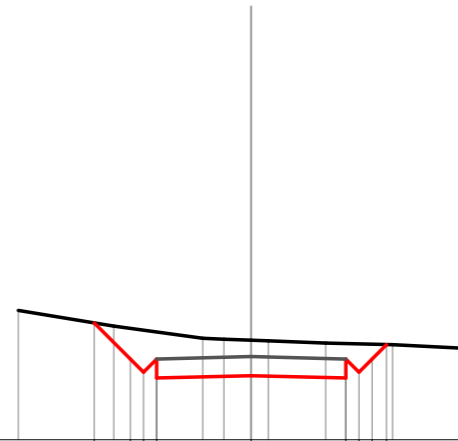


Quote	928.29	927.92	927.57	927.42	927.48	927.42	927.53	927.50
Parziali	0.57	0.35	0.35	2.50	2.50	0.38	0.35	0.02
Sviluppata Par.	0.55	0.48	0.48	2.50	2.50	0.54	0.49	0.04
Sviluppata	0.00	0.53	1.02	1.52	4.02	6.52	7.95	8.00
Progressiva	-3.57	-3.20	-2.85	-2.50	0.00	2.50	2.88	3.55
Dislivelli	0.00	-0.31	-0.59	-0.18	-0.27	-0.14	-0.00	0.00

Sezione: 6018  
 Progressiva: 140.000  
 Q. Progetto: 929.193

Scala H 1/200.00  
 Scala V 1/200.00

927.00

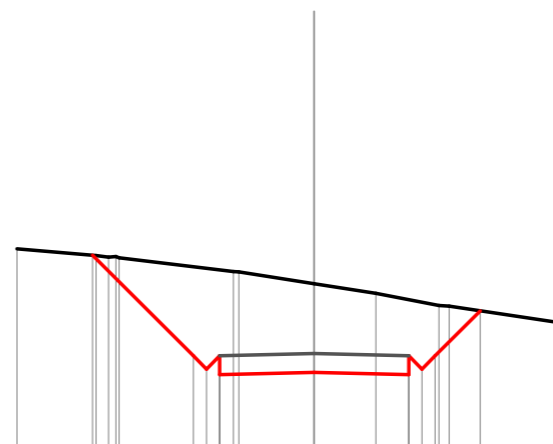


Quote		930.09	929.13	928.78	928.63	928.69	928.69	928.69	928.69	929.13	929.51
Parziali		0.96	0.78	0.35	2.50	2.50	2.50	2.50	2.50	0.35	0.38
Sviluppata Par.		1.35	0.78	0.48	2.50	2.50	2.50	2.50	2.50	0.49	0.54
Sviluppata		0.00	1.35	1.85	2.34	4.84	4.84	4.84	4.84	7.84	8.87
Progressiva		-4.16	-3.20	-2.85	-2.50	0.00	0.00	0.00	0.00	2.50	3.58
Dislivelli		0.00	-0.81	-1.11	-0.71	-0.94	-0.94	-0.94	-0.94	-0.91	-0.00

Sezione: 6019  
 Progressiva: 150.000  
 Q. Progetto: 930.408

Scala H 1/200.00  
 Scala V 1/200.00

928.00

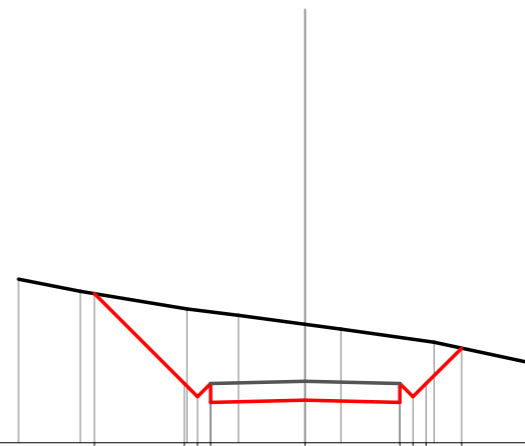


Quote	933.01	930.35	930.00	929.85	929.91	929.85	930.35	930.35	931.54
Parziali		2.66	0.35	0.35	2.50	2.50	0.35	0.35	1.19
Sviluppata Par.		3.76	0.48	0.48	2.50	2.50	0.49	0.49	1.69
Sviluppata	0.00	3.76	4.26	4.75	7.26	9.76	10.26	10.75	12.43
Progressiva	-5.86	-3.20	-2.85	-2.50	0.00	2.50	3.20	3.20	4.39
Dislivelli	-0.00	-2.36	-2.67	-2.27	-2.35	-1.99	-1.79	-1.35	-0.00

Sezione: 6020  
 Progressiva: 160.000  
 Q. Progetto: 931.624

Scala H 1/200.00  
 Scala V 1/200.00

930.00

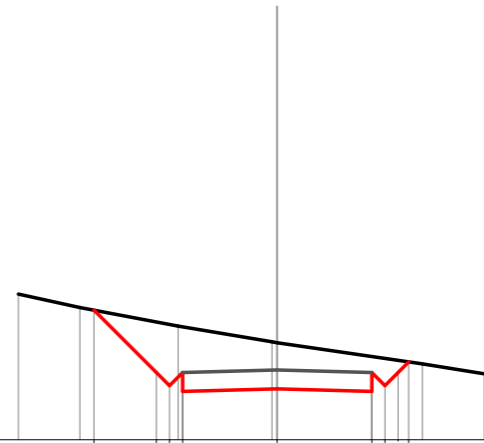


Quote	933.94	931.56	931.21	931.06	931.12	931.09	931.56	932.50
Parziali	2.38	0.35	0.35	2.50	2.50	0.35	0.93	
Sviluppata Par.	3.36	0.49	0.49	2.50	2.50	0.49	1.32	
Sviluppata	0.00	3.36	3.66	4.35	6.85	9.35	10.34	11.67
Progressiva	-5.58	-3.20	-2.85	-2.50	0.00	2.50	3.20	4.13
Dislivelli	0.00	-1.99	-2.29	-1.90	-2.01	-1.72	-1.12	0.00

Sezione: 6021  
 Progressiva: 170.000  
 Q. Progetto: 932.839

Scala H 1/200.00  
 Scala V 1/200.00

931.00

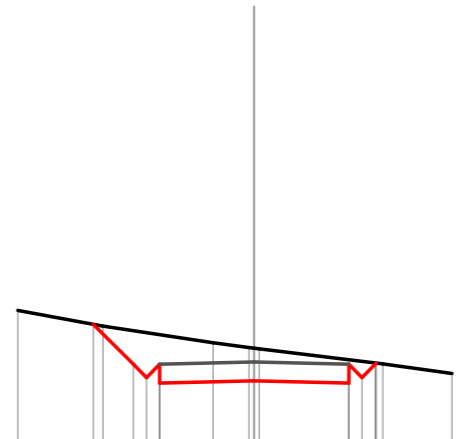


Quote		934.43		932.78		932.43		932.28		932.34		932.28		932.43		933.05
Parziali		1.65		0.35		0.35		2.50		2.50		0.35		0.35		0.35
Sviluppata Par.		2.33		0.48		0.48		2.50		2.50		0.49		0.49		0.35
Sviluppata		0.00		2.33		2.63		3.32		5.82		8.32		9.31		9.70
Progressiva		-4.85		-3.20		-2.85		-2.50		0.00		2.50		2.85		3.48
Dislivelli		0.00		-1.33		-1.62		-1.20		-1.22		-0.92		-0.72		0.00

Sezione: 6022  
 Progressiva: 180.000  
 Q. Progetto: 934.054

Scala H 1/200.00  
 Scala V 1/200.00

932.00

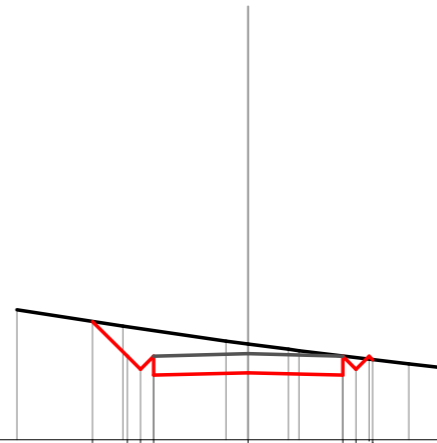


Quote		935.05	933.99	933.64	933.49	933.55	933.49	933.64	934.02
Parziali		1.06	0.35	0.35	2.50	2.50	0.35	0.35	
Sviluppata Par.		1.49	0.49	0.49	2.50	2.50	0.49	0.49	
Sviluppata		0.00	1.49	1.99	2.48	4.98	7.48	7.97	8.52
Progressiva		-4.26	-3.20	-2.85	-2.50	0.00	2.50	2.85	3.23
Dislivelli		0.00	-0.89	-1.18	-0.78	-0.87	-0.62	-0.43	0.00

Sezione: 6023  
 Progressiva: 190.000  
 Q. Progetto: 935.269

Scala H 1/200.00  
 Scala V 1/200.00

933.00



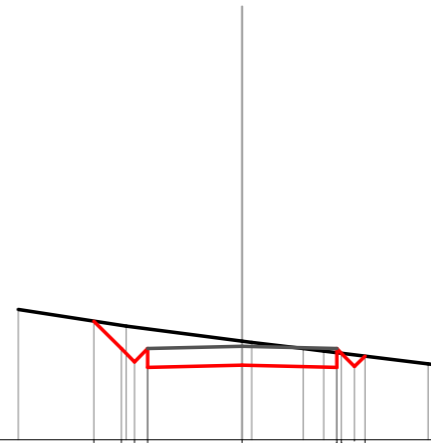
Quote		936.12	935.21	934.86	934.71	934.77	934.71	934.66	935.12
Parziali		0.92	0.78	0.35	2.50	2.50	0.35	0.35	
Sviluppata Par.		1.30	0.78	0.48	2.50	2.50	0.49	0.49	
Sviluppata		0.00	1.30	1.79	2.29	4.79	7.29	8.28	8.41
Progressiva		-4.12	-3.20	-2.85	-2.50	0.00	2.50	2.85	3.29
Dislivelli		-0.00	-0.78	-1.08	-0.67	-0.76	-0.50	-0.31	0.00



Sezione: 6024  
 Progressiva: 200.000  
 Q. Progetto: 936.469

Scala H 1/200.00  
 Scala V 1/200.00

934.00

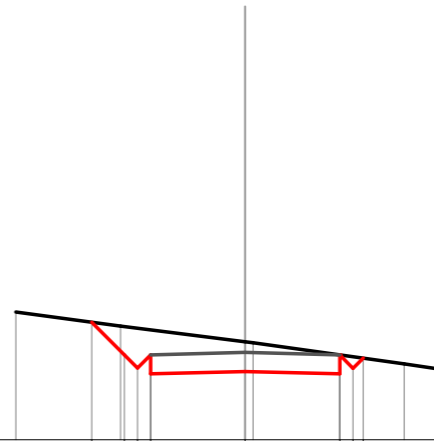


Quote		937.13	936.41	936.06	935.91	935.97	935.91	936.21
Parziali		0.73	0.35	0.35	2.50	2.50	0.35	0.32
Sviluppata Par.		1.03	0.48	0.48	2.50	2.50	0.49	0.33
Sviluppata		0.00	1.03	1.62	2.02	4.52	7.02	7.19
Progressiva		-3.93	-3.20	-2.85	-2.50	0.00	2.50	3.24
Dislivelli		-0.00	-0.61	-0.92	-0.52	-0.63	-0.39	0.00

Sezione: 6025  
 Progressiva: 210.000  
 Q. Progetto: 937.303

Scala H 1/200.00  
 Scala V 1/200.00

935.00

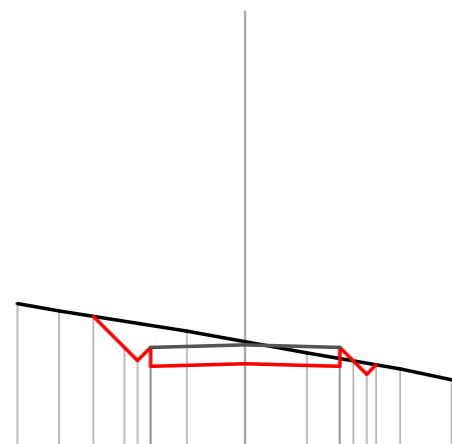


Quote	938.10	937.24	936.89	936.74	936.80	936.74	937.15
Parziali	0.80	0.35	0.35	2.50	2.50	0.35	0.38
Sviluppata Par.	1.22	0.70	0.48	2.50	2.50	0.49	0.37
Sviluppata	0.00	1.22	1.72	2.21	4.71	7.21	8.08
Progressiva	-4.06	-3.20	-2.85	-2.50	0.00	2.50	3.12
Dislivelli	-0.00	-0.75	-1.05	-0.66	-0.78	-0.50	-0.00

Sezione: 6026  
 Progressiva: 220.000  
 Q. Progetto: 937.634

Scala H 1/200.00  
 Scala V 1/200.00

935.00  

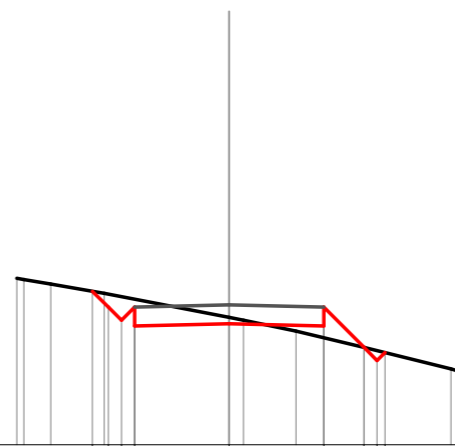



Quote		938.39	937.57	937.22	937.07	937.13	937.07	937.21	937.11
Parziali		0.82	0.35	0.35	2.50	2.50	0.36	0.35	0.35
Sviluppata Par.		1.16	0.49	0.49	2.50	2.50	0.51	0.49	0.35
Sviluppata		0.00	1.16	1.66	2.15	4.65	7.16	8.16	8.50
Progressiva		-4.02	-3.20	-2.85	-2.50	0.00	2.50	2.86	3.46
Dislivelli		0.00	-0.69	-0.99	-0.58	-0.59	-0.20	0.00	-0.00

Sezione: 6027  
 Progressiva: 230.000  
 Q. Progetto: 937.698

Scala H 1/200.00  
 Scala V 1/200.00

934.00

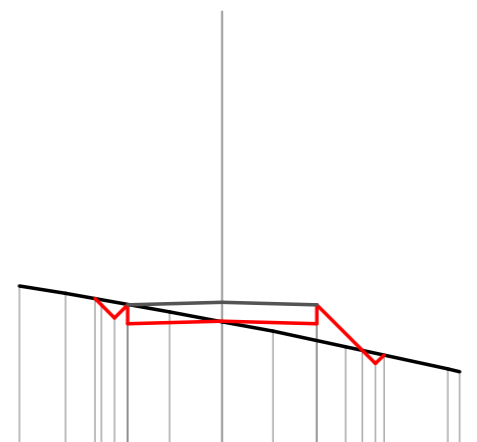


Quote	938.05	937.64	937.29	937.14	937.20	937.14	936.58	936.44
Parziali	0.72	0.75	0.35	2.50	2.50	1.06	0.35	0.30
Sviluppata Par.	0.59	0.78	0.48	2.50	2.50	1.50	0.49	0.30
Sviluppata	0.00	0.59	1.09	1.56	4.08	6.56	8.08	8.56
Progressiva	-3.62	-3.20	-2.85	-2.50	0.00	2.50	3.56	4.12
Dislivelli	0.00	-0.34	-0.63	-0.21	-0.16	0.31	-0.00	0.00

Sezione: 6028  
 Progressiva: 240.000  
 Q. Progetto: 937.762

Scala H 1/200.00  
 Scala V 1/200.00

934.00

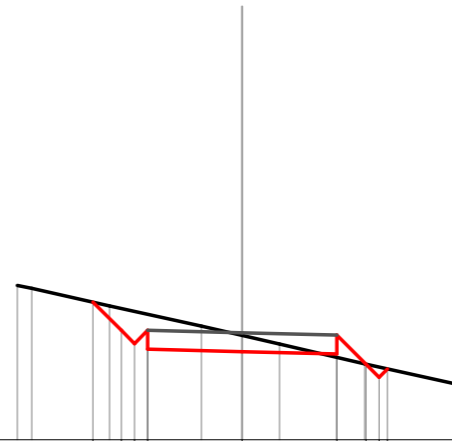


Quote	937.86	937.70	937.20	937.26	937.20	936.49	936.37
Parziali	0.35	0.35	2.50	2.50	1.21	0.35	
Sviluppata Par.	0.48	0.48	2.50	2.50	1.70	0.49	
Sviluppata	0.00	0.23	0.72	1.22	3.72	6.22	7.93
Progressiva	-3.36	-3.36	-2.50	-2.50	0.00	2.50	3.71
Dislivelli	-0.00	-0.13	-0.01	0.01	0.45	-0.00	0.00

Sezione: 6029  
 Progressiva: 250.000  
 Q. Progetto: 937.825

Scala H 1/200.00  
 Scala V 1/200.00

935.00

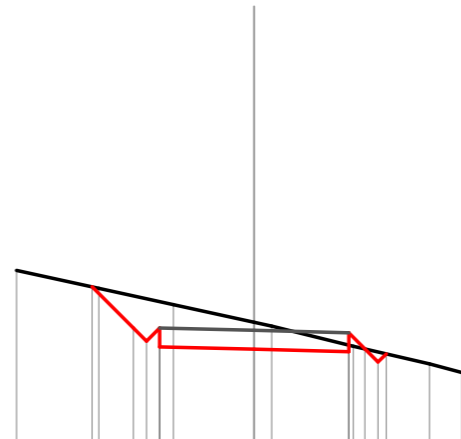


Quote		938.63	937.89	937.54	937.39		937.33		937.26	936.99	936.87
Parziali			0.75	0.35	0.35	2.50		2.50	0.77	0.35	0.35
Sviluppata Par.			1.05	0.48	0.48	2.50		2.50	1.09	0.49	0.49
Sviluppata		0.00	1.05	1.55	2.04		4.55		7.05	8.14	8.63
Progressiva		-3.95	-3.20	-2.85	-2.50		0.00		2.50	3.27	3.84
Dislivelli		0.00	-0.58	-0.85	-0.42		-0.43		0.09	0.00	0.00

Sezione: 6030  
 Progressiva: 260.000  
 Q. Progetto: 937.889

Scala H 1/200.00  
 Scala V 1/200.00

935.00

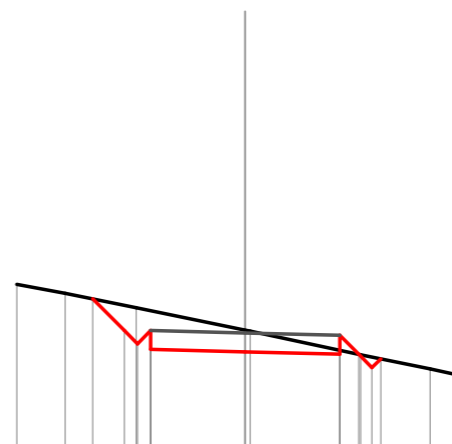


Quote		939.04	937.95	937.60	937.45	937.39	937.33	937.40	937.27
Parziali		1.09	0.35	0.35	2.50	2.50	0.43	0.35	0.32
Sviluppata Par.		1.54	0.49	0.49	2.50	2.50	0.60	0.49	0.31
Sviluppata		0.00	1.54	2.03	2.53	5.03	7.53	8.13	8.83
Progressiva		-4.29	-3.20	-2.85	-2.50	0.00	2.50	2.93	3.49
Dislivelli		0.00	-0.85	-1.13	-0.70	-0.71	-0.17	-0.00	-0.00

Sezione: 6031  
 Progressiva: 270.000  
 Q. Progetto: 937.953

Scala H 1/200.00  
 Scala V 1/200.00

935.00



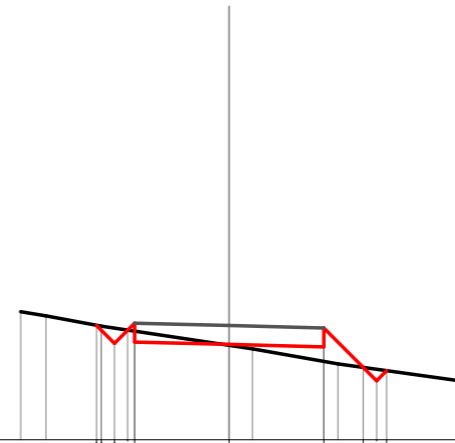
Quote		938.85	938.02	937.67	937.52	937.45	937.39	937.39	937.27
Parziali		0.84	0.35	0.35	2.50	2.50	0.50	0.35	0.93
Sviluppata Par.		1.19	0.49	0.49	2.50	2.50	0.71	0.49	0.33
Sviluppata		0.00	1.19	1.68	2.18	4.68	7.18	7.69	8.36
Progressiva		-4.04	-3.20	-2.85	-2.50	0.00	2.50	3.00	3.58
Dislivelli		0.00	-0.67	-0.95	-0.53	-0.58	-0.11	0.00	0.00



Sezione: 6032  
 Progressiva: 280.000  
 Q. Progetto: 938.016

Scala H 1/200.00  
 Scala V 1/200.00

935.00

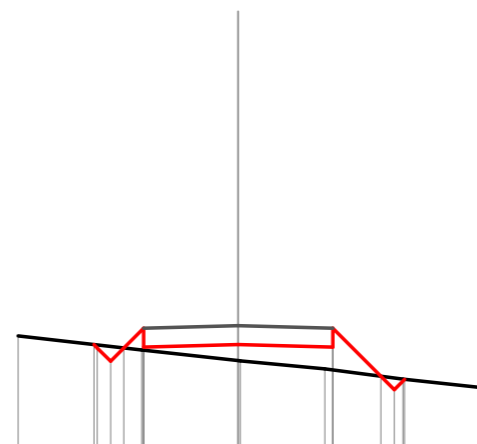


Quote	938.02	937.58	937.52	937.45	936.91	936.82
Parziali	0.35	2.50	2.50	1.05	0.35	
Sviluppata Par.	0.49	2.50	2.50	1.48	0.49	
Sviluppata	0.00	1.13	3.93	6.43	7.91	8.78
Progressiva	-3.51	-2.50	0.00	2.50	3.55	4.16
Dislivelli	0.00	0.21	0.02	0.39	0.00	-0.00

Sezione: 6033  
 Progressiva: 290.000  
 Q. Progetto: 938.143

Scala H 1/200.00  
 Scala V 1/200.00

935.00

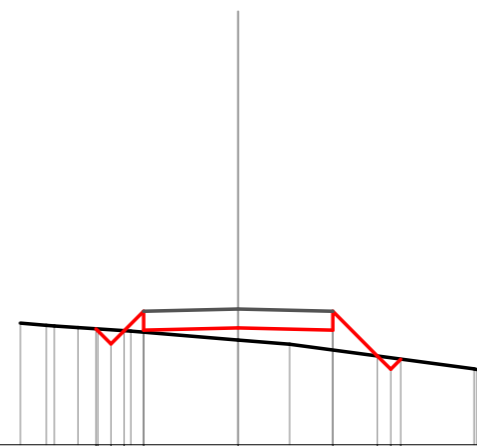


Quote	937.64	937.66	937.64	937.58	936.81	936.73
Parziali	0.35	0.35	2.50	2.50	1.27	0.35
Sviluppata Par.	0.49	0.74	2.50	2.50	1.80	0.49
Sviluppata	0.00	0.13	4.36	6.86	8.67	9.54
Progressiva	-3.82	-2.83	0.00	2.50	3.77	4.39
Dislivelli	-0.00	-0.69	0.42	0.61	0.00	0.00

Sezione: 6034  
 Progressiva: 300.000  
 Q. Progetto: 938.588

Scala H 1/200.00  
 Scala V 1/200.00

935.00

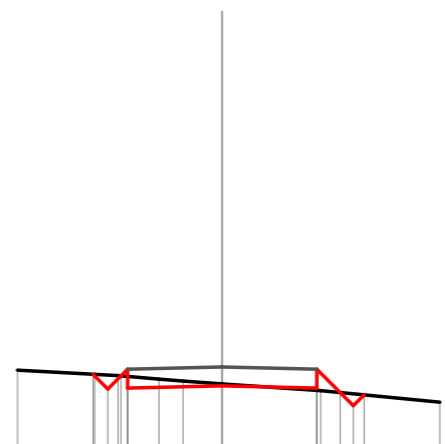


Quote	938.06	938.03	938.09	938.03	937.34	937.26
Parziali	0.35 0.35 0.35	2.50	2.50	1.18	0.35 0.35	
Sviluppata Par.	0.49 0.49 0.73	2.50	2.50	1.67	0.49 0.35	
Sviluppata	0.00 0.07 1.06 1.79		4.29	6.79	8.46 8.96	9.33
Progressiva	-3.76 -3.71 -3.36 -2.50		0.00	2.50	3.68	4.30
Dislivelli	0.00 -0.06 -0.30 -0.54	0.55	0.32	0.52	0.00	0.00

Sezione: 6035  
 Progressiva: 310.000  
 Q. Progetto: 939.056

Scala H 1/200.00  
 Scala V 1/200.00

937.00

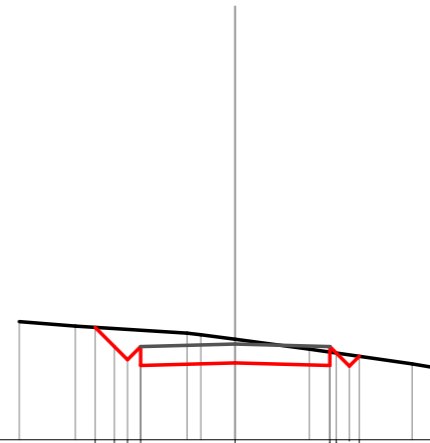


Quote	938.86	938.86	938.56	938.49	938.38	938.31
Parziali	0.35	2.50	2.50	0.62	0.35	0.39
Sviluppata Par.	0.49	2.50	2.50	0.87	0.49	0.31
Sviluppata	0.00	3.80	3.80	6.30	7.17	8.07
Progressiva	-3.42	0.00	0.00	2.50	3.12	3.75
Dislivelli	-0.04	0.19	-0.05	0.06	0.00	0.00

Sezione: 6036  
 Progressiva: 320.000  
 Q. Progetto: 939.524

Scala H 1/200.00  
 Scala V 1/200.00

937.00

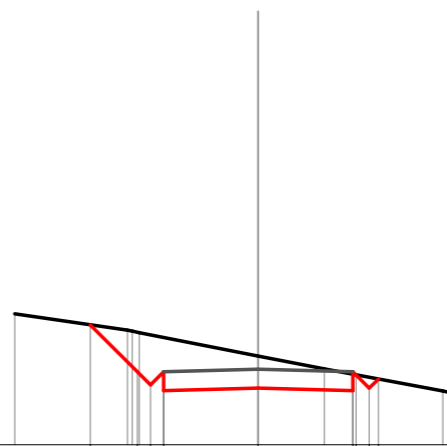


Quote		939.97	939.46	939.11	938.96	939.02	938.96	939.20
Parziali		0.51	0.35	0.35	2.50	2.50	0.35	0.35
Sviluppata Par.		0.72	0.48	0.48	2.50	2.50	0.49	0.35
Sviluppata		0.00	0.72	1.21	1.71	4.21	6.71	6.95
Progressiva		-3.71	-3.20	-2.85	-2.50	0.00	2.50	3.28
Dislivelli		0.00	-0.48	-0.80	-0.43	-0.63	-0.36	0.00

Sezione: 6037  
 Progressiva: 330.000  
 Q. Progetto: 939.992

Scala H 1/200.00  
 Scala V 1/200.00

938.00

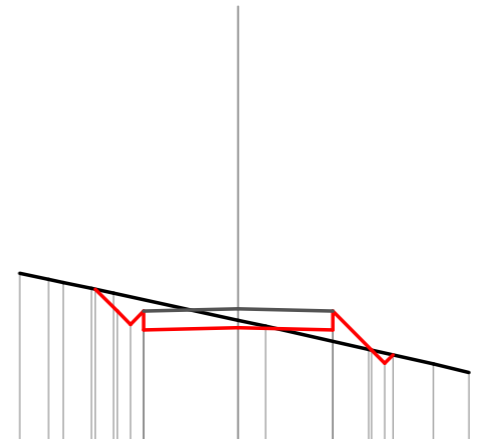


Quote		941.17	939.93	939.58	939.43	939.49	939.43	939.74
Parziali		1.24	0.35	0.35	2.50	2.50	0.35	0.34
Sviluppata Par.		1.75	0.49	0.49	2.50	2.50	0.49	0.34
Sviluppata		0.00	1.75	2.24	2.74	5.24	7.74	8.08
Progressiva		-4.44	-3.20	-2.85	-2.50	0.00	2.50	3.18
Dislivelli		0.00	-1.04	-1.32	-0.91	-0.85	-0.43	0.00

Sezione: 6038  
 Progressiva: 340.000  
 Q. Progetto: 940.460

Scala H 1/200.00  
 Scala V 1/200.00

937.00

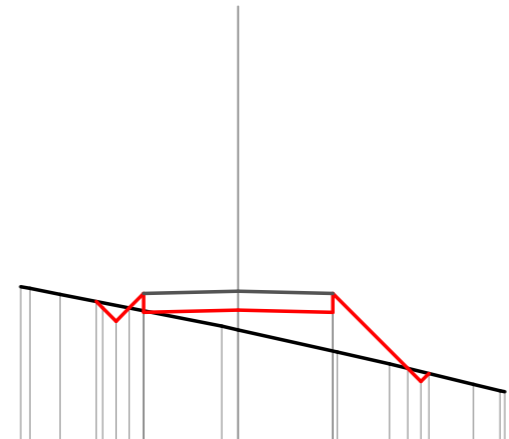


Quote		940.98	940.40	940.05	939.90		939.96		939.90	939.37	939.24
Parziali		0.58	0.35	0.35	2.50		2.50		1.03	0.35	0.35
Sviluppata Par.		0.82	0.48	0.48	2.50		2.50		1.45	0.49	0.31
Sviluppata		0.00	0.82	1.32	1.81		4.31		6.81	8.27	9.07
Progressiva		-3.78	-3.20	-2.85	-2.50		0.00		2.50	3.53	4.10
Dislivelli		-0.00	-0.46	-0.73	-0.30		-0.20		0.30	-0.00	-0.00

Sezione: 6039  
 Progressiva: 350.000  
 Q. Progetto: 940.928

Scala H 1/200.00  
 Scala V 1/200.00

937.00



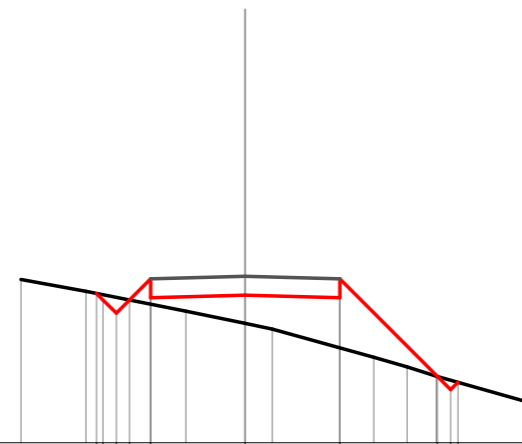
Quote	940.65	940.75	940.85	940.95	940.37	940.43	940.37	938.88	938.75
Parziali	0.00	0.35	0.38	0.38	2.50	2.50	1.98	0.35	0.38
Sviluppata Par.	0.00	0.49	0.49	0.54	2.50	2.50	2.80	0.49	0.38
Sviluppata	0.00	0.24	0.74	1.23	1.77	4.28	6.78	9.58	10.07
Progressiva	-3.75	3.98	3.23	3.98	-2.50	0.00	2.50	4.48	5.05
Dislivelli	-0.00	-0.14	-0.42	-0.20	0.46	0.53	1.03	0.00	-0.00



Sezione: 6040  
 Progressiva: 360.000  
 Q. Progetto: 941.396

Scala H 1/200.00  
 Scala V 1/200.00

937.00

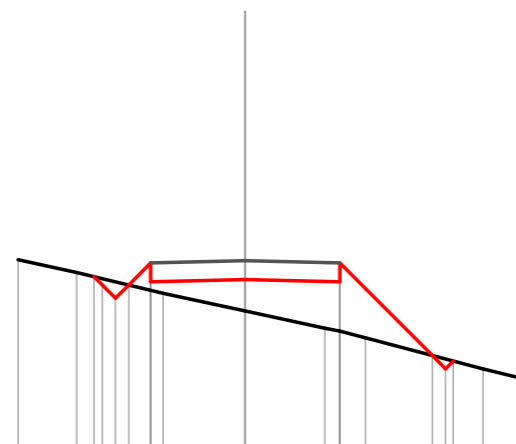


Quote	940.94	940.77	940.63	940.90	940.83	938.75	938.60
Parziali	0.35	0.35	0.56	2.50	2.50	2.58	0.35
Sviluppata Par.	0.49	0.49	0.79	2.50	2.50	3.65	0.49
Sviluppata	0.00	0.24	1.63	4.53	7.03	10.68	11.17
Progressiva	-3.53	-3.79	-2.66	0.00	2.50	5.08	5.63
Dislivelli	-0.00	-0.14	0.05	0.75	1.33	0.00	-0.00

Sezione: 6041  
 Progressiva: 370.000  
 Q. Progetto: 941.864

Scala H 1/200.00  
 Scala V 1/200.00

937.00



Quote	941.44	941.27	941.22	941.22	941.30	941.36	941.30	939.36	939.21
Parziali	0.00	0.35	0.49	0.82	2.50	2.50	2.45	0.35	0.36
Sviluppata Par.	0.00	0.49	0.82	2.50	2.50	3.46	0.49	0.36	0.36
Sviluppata	0.00	0.32	1.94	4.63	7.13	10.59	11.08	11.37	
Progressiva	4.00	3.78	3.08	2.50	0.00	2.50	4.95	5.50	
Dislivelli	-0.00	-0.17	-0.00	0.72	0.83	1.30	0.00	-0.00	