



Comune
di Corleto Perticara



Regione Basilicata



Provincia di Potenza



Committente:

RWE

RENEWABLES ITALIA S.R.L.
Via Andrea Doria, 41/G - 00192 Roma
P.IVA/C.F. 06400370968
pec: rwerenewablesitaliasrl@legalmail.it

Titolo del Progetto:

**Progetto per la realizzazione di una centrale eolica da 44,80 MW nel
comune di Corleto Perticara (PZ)**

Documento:

PROGETTO DEFINITIVO

Richiesta Autorizzazione Unica ai sensi del D. Lgs. 387 del 29/09/2003

N° Documento:

PECP_A.16.a.17.b.8

ID PROGETTO:	PECP	DISCIPLINA:	P	TIPOLOGIA:	D	FORMATO:	A3
--------------	-------------	-------------	----------	------------	----------	----------	-----------

Elaborato:

Quaderno delle sezioni a sistemazione finale WTG 08 - 8 di 8

FOGLIO:	8 di 8	SCALA:	1:200	Nome file:	PECP_A.16.a.17.b.8_Quaderno_delle_sezioni_definitive_8_di_8.pdf		
---------	---------------	--------	--------------	------------	--	--	--

Progettazione:

R.T.P. D'Occhio - De Blasis
Via S. Angelo, 10 - 82020 Campolattaro (BN)

Progettisti:



Ing. Giuseppe Antonio De Blasis



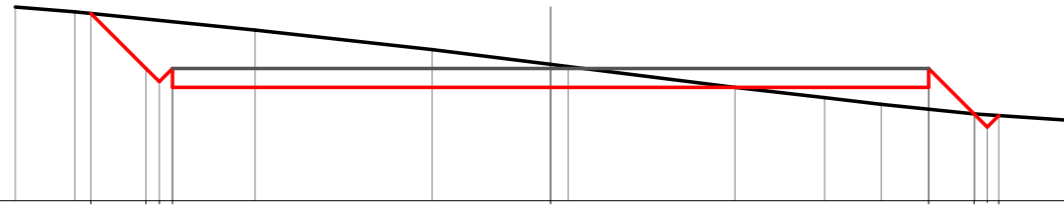
Arch. Carmine D'Occhio

Rev:	Data Revisione	Descrizione Revisione	Redatto	Controllato	Approvato
00	07/12/2020	PRIMA EMISSIONE	R.T.P.D'Occhio - De Blasis	RWE	RWE

Sezione: 8001
 Progressiva: 0.000
 Q. Progetto: 888.500

Scala H 1/200.00
 Scala V 1/200.00

885.00
 ▽

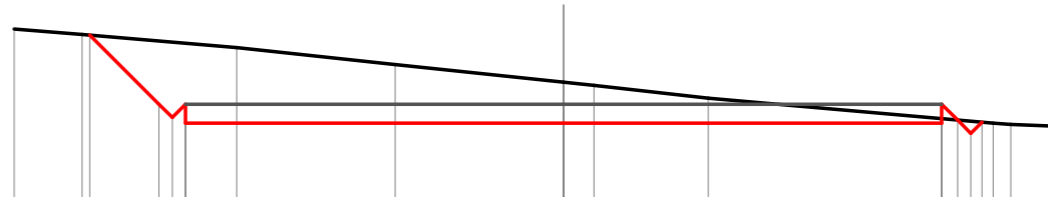


Quote	889.96	888.50 888.15 888.00	888.00	888.00	887.30 887.26
Parziali	1.46	0.35 0.35	10.00	10.00	1.20 0.35 0.36
Sviluppata Par.	2.06	0.49 0.49	10.00	10.00	1.70 0.49 0.51
Sviluppata	0.00	2.06 2.55 3.05	13.05	23.05	24.75 25.24 25.67
Progressiva	-12.16	-10.70 -10.35 -10.00	0.00	10.00	11.20 11.85
Dislivelli	0.00	-1.31 -1.62 -1.24	-0.61	0.58	0.00 0.00

Sezione: 8002
 Progressiva: 10.000
 Q. Progetto: 888.500

Scala H 1/200.00
 Scala V 1/200.00

886.00

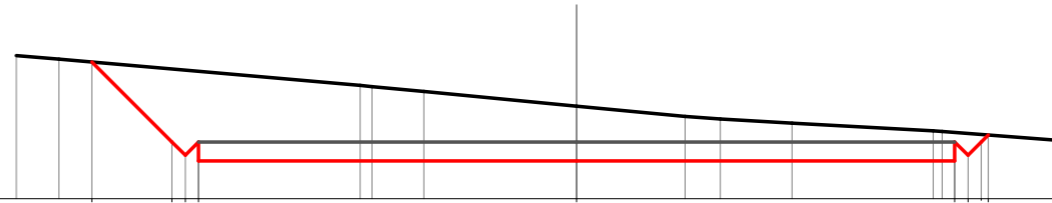



Quote	890.33	888.50 888.15 888.00	888.00	888.00	888.00 888.08 888.03
Parziali		1.83 0.35 0.35	10.00	10.00	0.42 0.35 0.35
Sviluppata Par.		2.59 0.49 0.49	10.00	10.00	0.59 0.49 0.42
Sviluppata	0.00	2.59 3.08 3.58	13.58	23.58	24.17 24.66 25.08
Progressiva	-12.53	-10.70 -10.35 -10.00	0.00	10.00	10.42 11.06
Dislivelli	0.00	-1.67 -1.99 -1.61	-1.08	-0.12 -0.00 -0.00	

Sezione: 8003
 Progressiva: 17.000
 Q. Progetto: 888.500

Scala H 1/200.00
 Scala V 1/200.00

887.00

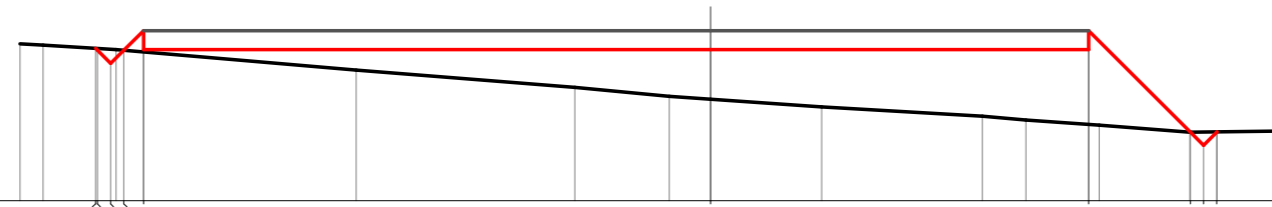


Quote	890.62	888.50 888.15 888.00	888.00	888.00	888.00 888.15 888.69
Parziali		2.12 0.35 0.35	10.00		10.00 0.35 0.35
Sviluppata Par.		3.00 0.49 0.49	10.00		10.00 0.49 0.49
Sviluppata	0.00	3.00 3.49 3.99	13.99		23.99 24.48 24.98 25.24
Progressiva	-12.82	-10.70 -10.35 -10.00	0.00		10.00 10.35 10.89
Dislivelli	-0.00	-1.93 -2.25 -1.87	-1.45		-0.75 -0.58 0.00

Sezione: 8004
 Progressiva: 20.000
 Q. Progetto: 891.500

Scala H 1/200.00
 Scala V 1/200.00

887.00

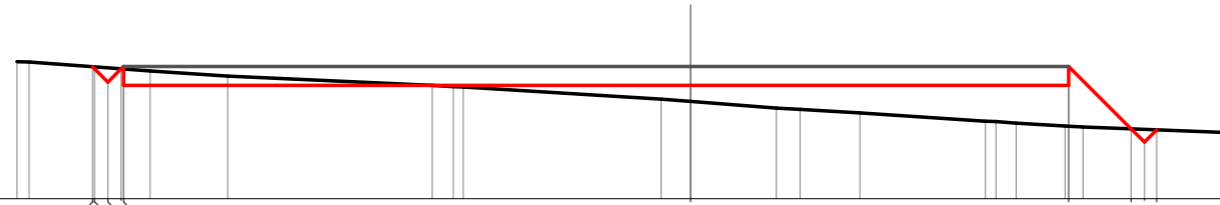


Quote	891.03 890.98 890.93 890.88		891.00		891.00	888.81 888.46 888.81
Parziali	0.35 0.35 0.52	15.00		10.00	2.69	0.35 0.35
Sviluppata Par.	0.46 0.46 0.73	15.00		10.00	3.80	0.46 0.46
Sviluppata	0.00 0.07 0.57 1.99		16.79		26.79	30.59 31.09 31.58
Progressiva	-16.27 -16.22 -16.87 -16.69		0.00		10.00	12.69 13.04 13.39
Dislivelli	0.00 -0.05 -0.38 0.98		1.31		1.98	-0.00 -0.35 -0.01

Sezione: 8005
 Progressiva: 30.000
 Q. Progetto: 891.500

Scala H 1/200.00
 Scala V 1/200.00

888.00

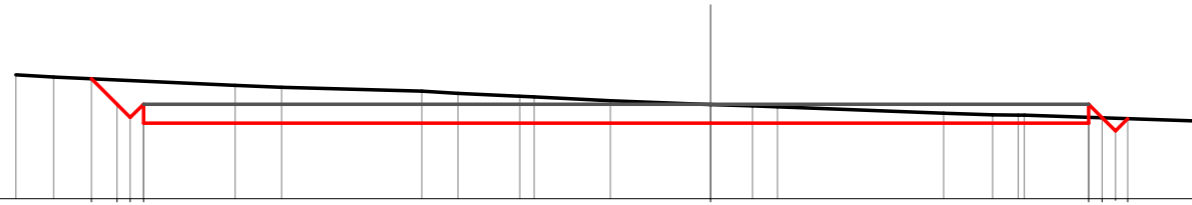


Quote	891.49 891.44 891.00		891.00		891.00	889.85 889.82
Parziali	0.05 0.55	15.00		10.00	1.65	0.35 0.32
Sviluppata Par.	0.49 0.49	15.00		10.00	2.34	0.49 0.32
Sviluppata	0.00 0.08 0.57 1.06		16.16		26.16	28.49 28.99 29.44
Progressiva	-15.82 -15.98 -15.00		0.00		10.00	11.65 12.33
Dislivelli	-0.00 -0.05 0.07		0.43		1.08	0.00 0.00

Sezione: 8006
 Progressiva: 40.000
 Q. Progetto: 891.500

Scala H 1/200.00
 Scala V 1/200.00

889.00

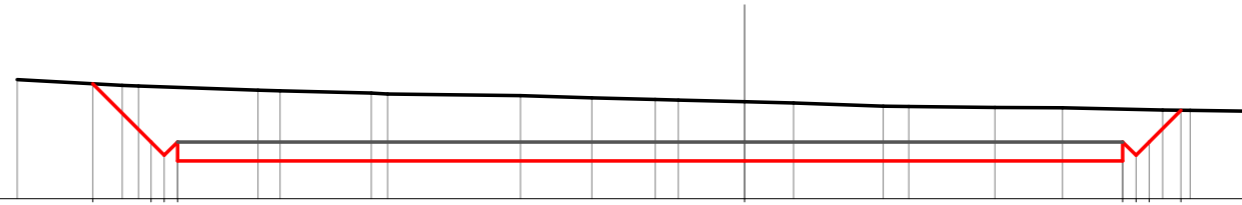



Quote	892.18 891.50 891.15 891.00	891.00	891.00	891.00 891.14 891.12
Parziali	0.68 0.35 0.35	15.00	10.00	0.38 0.38 0.35
Sviluppata Par.	0.96 0.49 0.49	15.00	10.00	0.50 0.49 0.48
Sviluppata	0.00 0.96 1.45 1.95	16.95		26.95 27.45 27.94 28.41
Progressiva	-16.38 -15.70 -15.35 -15.00	0.00		10.00 10.36 11.03
Dislivelli	0.00 -0.64 -0.98 -0.61	-0.49		-0.16 0.00 0.00

Sezione: 8007
 Progressiva: 50.000
 Q. Progetto: 891.500

Scala H 1/200.00
 Scala V 1/200.00

890.00

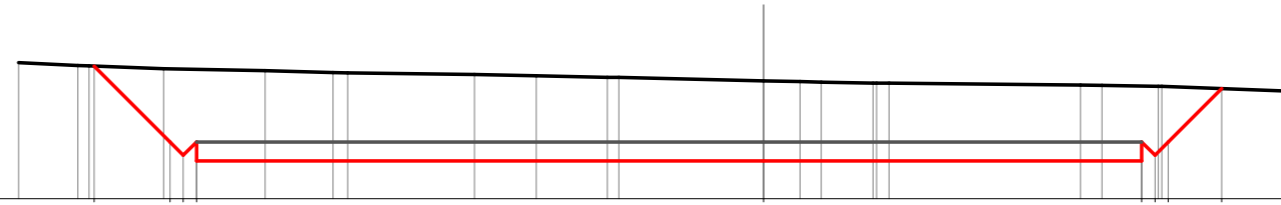



Quote	893.04	891.50 891.15 891.00	891.00	891.00 891.15 891.50	892.34
Parziali	1.54	15.00	10.00	0.35 0.35 0.84	
Sviluppata Par.	2.18	15.00	10.00	0.76 0.49 1.19	
Sviluppata	0.00	2.18 2.68 3.17	18.17	28.17 28.67 29.16 30.35	
Progressiva	-17.24	-15.70 -15.35 -15.00	0.00	10.00 10.35 10.70 11.54	
Dislivelli	0.00	-1.47 -1.80 -1.44	-1.57	-1.37 -1.21 -0.86 0.00	

Sezione: 8008
 Progressiva: 55.000
 Q. Progetto: 891.500

Scala H 1/200.00
 Scala V 1/200.00

890.00

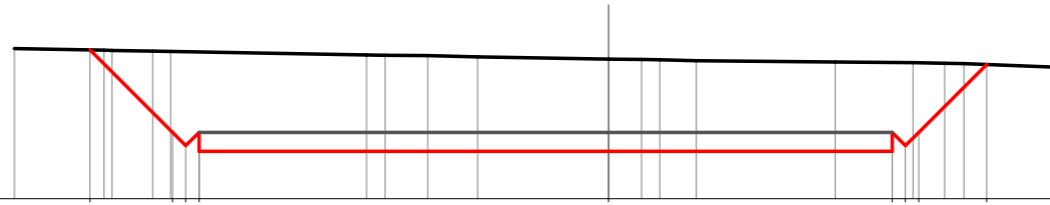



Quote	893.51	891.50 891.15 891.00	891.00	891.00 891.15 891.50	892.91
Parziali	2.01	0.35 0.35	15.00	10.00	0.35 0.35 1.41
Sviluppata Par.	2.84	0.49 0.49	15.00	10.00	0.76 0.76 2.00
Sviluppata	0.00	2.84 3.33 3.83	18.83	28.83	29.32 29.82 31.82
Progressiva	-17.71	-15.70 -15.35 -15.00	0.00	10.00	10.35 10.70 12.11
Dislivelli	-0.00	-1.93 -2.28 -1.92	-2.12	-1.98	-1.82 -1.47 -0.00

Sezione: 8009
 Progressiva: 60.000
 Q. Progetto: 891.754

Scala H 1/200.00
 Scala V 1/200.00

890.00



Quote	893.94	891.75 891.40 891.25	891.25	891.25 891.75	893.55
Parziali	2.18	0.35 0.35	10.83	7.50	0.35 0.35 1.80
Sviluppata Par.	3.08	0.49 0.49	10.83	7.50	0.49 0.49 2.54
Sviluppata	0.00	3.08 3.58 4.07	14.91	22.41 23.40	25.94
Progressiva	-13.71	-11.53 -11.18 -10.83	0.00	7.50 8.20	10.00
Dislivelli	0.00	-2.14 -2.49 -2.13	-2.44	-2.35 -1.84	0.00

Sezione: 8010
 Progressiva: 70.000
 Q. Progetto: 892.675

Scala H 1/200.00
 Scala V 1/200.00

891.00
 ▽

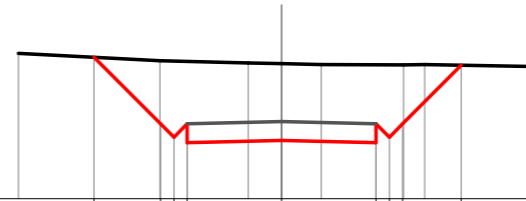


Quote	894.84	892.67 892.32 892.17	892.17	892.17 892.10 892.67	894.64
Parziali		2.17 0.35 0.35	2.50	2.50 0.35 0.35	1.97
Sviluppata Par.		3.07 0.49 0.49	2.50	2.50 0.49 0.49	2.79
Sviluppata	0.00	3.07 3.66 4.06	6.56	9.06 9.55 10.05	12.83
Progressiva	-5.37	-3.20 -2.85 -2.50	0.00	2.50 2.85 3.20	5.17
Dislivelli	0.00	-2.15 -2.49 -2.13	-2.55	-2.48 -2.33 -1.99	0.00

Sezione: 8011
 Progressiva: 80.000
 Q. Progetto: 894.042

Scala H 1/200.00
 Scala V 1/200.00

892.00

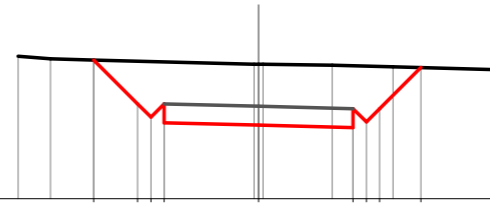



Quote	895.74	893.98 893.63 893.48	893.54	893.48 893.74 893.98	895.53	
Parziali	1.76	0.35 0.35	2.50	2.50	0.35 0.35	1.55
Sviluppata Par.	2.49	0.49 0.49	2.50	2.50	0.49 0.49	2.19
Sviluppata	0.00	2.49 2.99 3.48	5.98	8.48 8.98 9.47	11.66	
Progressiva	-4.96	-3.20 -2.85 -2.50	0.00	2.50 2.85 3.20	4.75	
Dislivelli	0.00	-1.67 -2.01 -1.66	-2.03	-2.07 -1.91 -1.56	0.00	

Sezione: 8012
 Progressiva: 90.000
 Q. Progetto: 895.446

Scala H 1/200.00
 Scala V 1/200.00

893.00

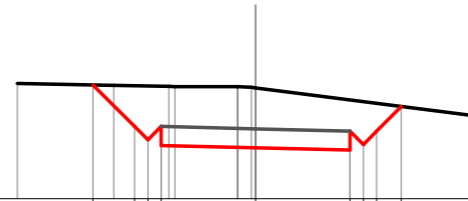


Quote	896.67	895.51	895.16	895.01	894.95	894.88	894.83	895.38	896.47
Parziali	1.16	0.35	0.35	2.50	2.50	0.35	0.35	1.09	
Sviluppata Par.	1.64	0.49	0.49	2.50	2.50	0.49	0.49	1.54	
Sviluppata	0.00	1.64	2.13	5.13	7.63	8.02	8.62	10.16	
Progressiva	-4.36	-3.20	-2.85	0.00	2.50	2.85	3.20	4.29	
Dislivelli	0.00	-1.13	-1.47	-1.61	-1.61	-1.64	-1.12	-0.00	

Sezione: 8013
 Progressiva: 100.000
 Q. Progetto: 896.849

Scala H 1/200.00
 Scala V 1/200.00

895.00

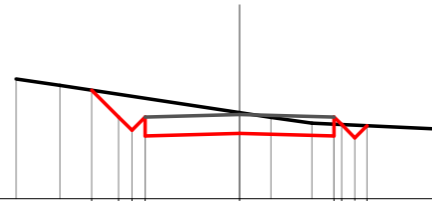


Quote	898.01	896.91	896.96	896.41	896.35	896.29	896.24	896.79	897.44
Parziali	1.10	0.35	0.49	2.50	2.50	0.35	0.49	0.65	
Sviluppata Par.	1.55	0.49	0.49	2.50	2.50	0.49	0.49	0.92	
Sviluppata	0.00	1.55	2.05	2.54	5.05	7.55	8.04	8.54	9.46
Progressiva	-4.30	-3.20	-2.65	-2.50	0.00	2.50	3.20	3.20	3.85
Dislivelli	-0.00	-1.08	-1.42	-1.07	-1.58	-1.33	-1.42	-0.74	-0.00

Sezione: 8014
 Progressiva: 110.000
 Q. Progetto: 898.225

Scala H 1/200.00
 Scala V 1/200.00

896.00

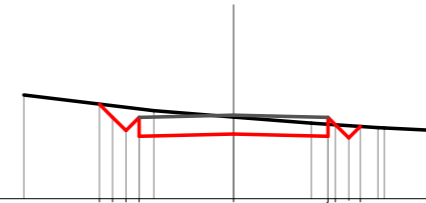


Quote		898.87	898.16	897.81	897.66	897.73	897.66	897.96	897.93
Parziali		0.71	0.35	0.35	2.50	2.50	0.35	0.35	
Sviluppata Par.		1.00	0.49	0.49	2.50	2.50	0.49	0.49	
Sviluppata		0.00	1.00	1.50	4.50	7.00	7.28	7.77	8.22
Progressiva		-3.91	-3.20	-2.85	0.00	2.50	2.70	3.37	
Dislivelli		-0.00	-0.60	-0.90	-0.56	-0.31	0.00	0.00	

Sezione: 8015
 Progressiva: 120.000
 Q. Progetto: 899.215

Scala H 1/200.00
 Scala V 1/200.00

897.00

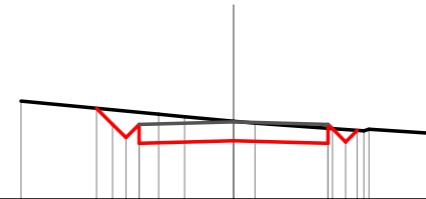


Quote	899.50 899.15 898.60 898.65	898.71	898.65 898.96 898.92
Parziali	0.35 0.35 0.35 0.35	2.50	2.50 0.35 0.35
Sviluppata Par.	0.70 0.70 0.70 0.70	2.50	2.50 0.70 0.70
Sviluppata	0.00 0.49 0.99 1.48	3.98	6.48 6.76 7.68
Progressiva	-3.55 -3.20 -2.85 -2.50	0.00	2.50 2.69 3.35
Dislivelli	-0.00 -0.31 -0.61 -0.22	-0.45	-0.32 0.00 0.00

Sezione: 8016
 Progressiva: 130.000
 Q. Progetto: 900.031

Scala H 1/200.00
 Scala V 1/200.00

898.00

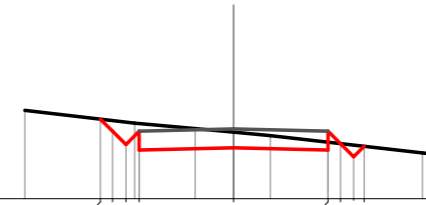



Quote	900.39	899.97	899.62	899.47	899.53	899.47	899.81
Parziali	0.72	0.36	0.35	2.50	2.50	0.35	0.36
Sviluppata Par.	0.60	0.40	0.49	2.50	2.50	0.49	0.51
Sviluppata	0.00	0.60	1.10	1.99	4.09	6.59	6.75
Progressiva	-3.62	-3.20	-2.85	-2.50	0.00	2.50	3.27
Dislivelli	0.00	-0.38	-0.70	-0.32	-0.52	-0.39	-0.00

Sezione: 8017
 Progressiva: 140.000
 Q. Progetto: 900.848

Scala H 1/200.00
 Scala V 1/200.00

899.00

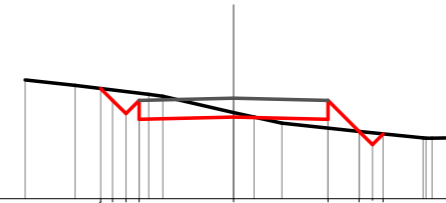



Quote	901.10	900.79	900.44	900.29	900.35	900.29	900.46	900.39
Parziali	0.35	0.35	0.35	2.50	2.50	0.35	0.35	0.35
Sviluppata Par.	0.35	0.49	0.49	2.50	2.50	0.49	0.49	0.35
Sviluppata	0.00	0.45	0.95	1.44	3.94	6.44	6.91	7.79
Progressiva	-3.52	-3.20	-2.85	-2.50	0.00	2.50	2.83	3.46
Dislivelli	0.00	-0.28	-0.58	-0.20	-0.41	-0.21	0.00	-0.00

Sezione: 8018
 Progressiva: 150.000
 Q. Progetto: 901.664

Scala H 1/200.00
 Scala V 1/200.00

899.00

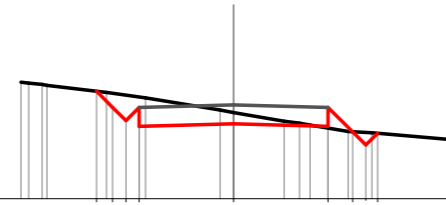


Quote	901.92	901.60	901.25	901.10	901.16	901.10	900.78	900.72
Parziali	0.35	0.35	0.35	2.50	2.50	0.82	0.35	0.08
Sviluppata Par.	0.35	0.49	0.49	2.50	2.50	1.16	0.49	0.08
Sviluppata	0.00	0.45	0.94	1.44	3.94	6.44	7.60	8.09
Progressiva	-3.52	-3.20	-2.85	-2.50	0.00	2.50	3.32	3.96
Dislivelli	-0.00	-0.28	-0.58	-0.19	-0.12	0.23	0.00	0.00

Sezione: 8019
 Progressiva: 160.000
 Q. Progetto: 902.481

Scala H 1/200.00
 Scala V 1/200.00

900.00

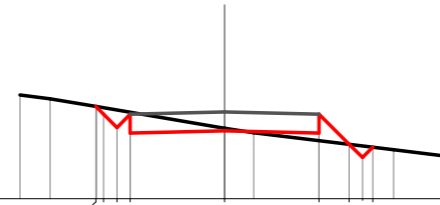


Quote	902.84	902.42	902.07	901.92	901.98	901.92	901.77	901.73
Parziali	0.73	0.75	0.35	2.50	2.50	0.65	0.35	0.31
Sviluppata Par.	0.60	0.40	0.49	2.50	2.50	0.91	0.49	0.44
Sviluppata	0.00	0.60	1.10	1.59	4.09	6.59	7.51	8.00
Progressiva	-3.63	-3.20	-2.85	-2.50	0.00	2.50	3.15	3.81
Dislivelli	0.00	-0.37	-0.67	-0.27	-0.30	0.05	0.00	-0.00

Sezione: 8020
 Progressiva: 170.000
 Q. Progetto: 903.297

Scala H 1/200.00
 Scala V 1/200.00

901.00

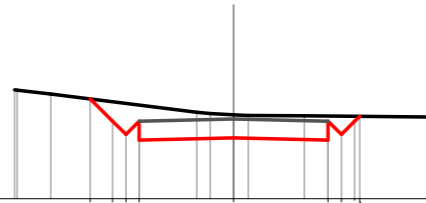


Quote	903.44	903.23	902.88	902.73	902.80	902.73	902.44	902.37
Parziali	0.35	0.35	2.50	2.50	0.79	0.35	0.35	
Sviluppata Par.	0.49	0.49	2.50	2.50	1.12	0.49	0.35	
Sviluppata	0.00	0.29	0.79	1.28	3.79	6.29	7.41	8.29
Progressiva	-3.41	-3.20	-2.85	-2.50	0.00	2.50	3.29	3.92
Dislivelli	0.00	-0.17	-0.46	-0.05	-0.06	0.20	-0.00	0.00

Sezione: 8021
 Progressiva: 180.000
 Q. Progetto: 904.113

Scala H 1/200.00
 Scala V 1/200.00

902.00

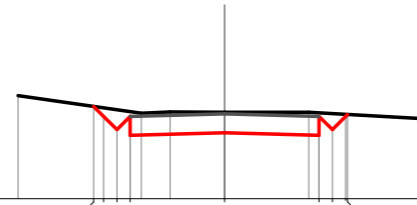


Quote	904.64	904.05	903.70	903.55	903.61	903.55	903.70	904.18
Parziali	0.59	0.35	0.35	2.50	2.50	0.35	0.35	
Sviluppata Par.	0.84	0.49	0.49	2.50	2.50	0.49	0.49	
Sviluppata	0.00	0.84	1.33	4.33	6.33	7.82	8.00	
Progressiva	-3.79	-3.20	-2.65	0.00	2.50	2.85	3.33	
Dislivelli	-0.00	-0.52	-0.82	-0.61	-0.64	-0.49	-0.00	

Sezione: 8022
 Progressiva: 190.000
 Q. Progetto: 905.244

Scala H 1/200.00
 Scala V 1/200.00

903.00

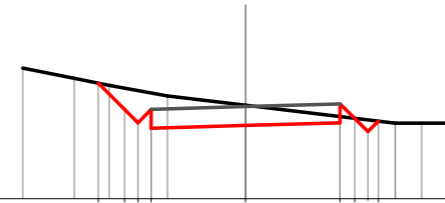


Quote	905.44	905.18	904.83	904.68	904.74	904.83	904.83	905.23
Parziali	0.35	0.35	2.50	2.50	0.35	0.35	0.35	0.35
Sviluppata Par.	0.49	0.49	2.50	2.50	0.49	0.49	0.49	0.49
Sviluppata	0.00	0.37	1.36	3.86	6.96	7.35	7.42	
Progressiva	-3.46	-3.20	-2.65	-2.50	0.00	2.50	2.80	3.25
Dislivelli	0.00	-0.22	-0.13	-0.55	0.00	-0.59	-0.42	-0.00

Sezione: 8023
 Progressiva: 200.000
 Q. Progetto: 906.437

Scala H 1/200.00
 Scala V 1/200.00

904.00

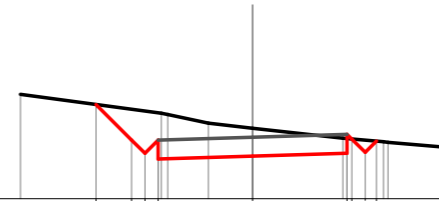


Quote		907.06	906.36	906.01	906.86	905.94	906.01	906.13	906.05
Parziali		0.70	0.35	0.35	2.50	2.50	0.38	0.35	0.08
Sviluppata Par.		0.98	0.49	0.49	2.50	2.50	0.54	0.49	0.08
Sviluppata		0.00	0.98	1.48	4.47	4.47	6.98	8.01	8.40
Progressiva		-3.90	-3.20	-2.85	0.00	0.00	2.50	2.88	3.51
Dislivelli		0.00	-0.56	-0.85	-0.43	-0.53	-0.16	0.00	0.00

Sezione: 8024
 Progressiva: 210.000
 Q. Progetto: 907.630

Scala H 1/200.00
 Scala V 1/200.00

906.00

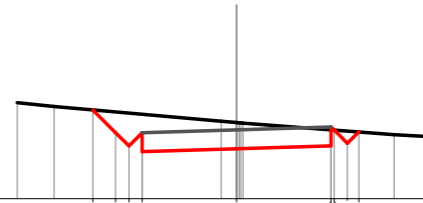


Quote		908.50	907.56	907.21	907.06	907.13	907.21	907.52	907.52
Parziali		0.94	0.35	0.35	2.50	2.50	0.35	0.35	
Sviluppata Par.		1.33	0.49	0.49	2.50	2.50	0.49	0.49	
Sviluppata		0.00	1.33	1.62	2.32	4.82	7.32	7.50	8.00
Progressiva		-4.14	-3.20	-2.65	-2.50	0.00	2.50	3.00	3.27
Dislivelli		0.00	-0.82	-1.12	-0.72	-0.74	-0.38	0.00	0.00

Sezione: 8025
 Progressiva: 220.000
 Q. Progetto: 908.823

Scala H 1/200.00
 Scala V 1/200.00

907.00

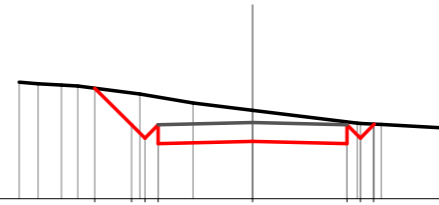


Quote		908.35	908.40	908.75	908.82	908.87	908.32	908.40	908.77
Parziali		0.60	0.35	2.50	2.50	0.35		0.35	0.30
Sviluppata Par.		0.85	0.49	2.50	2.50	0.49		0.49	0.53
Sviluppata		0.00	0.85	4.34	6.84	6.96		6.84	7.49
Progressiva		-3.80	-3.20	0.00	2.50	3.23		2.50	3.23
Dislivelli		-0.00	-0.55	-0.69	-0.43	0.00		-0.43	0.00

Sezione: 8026
 Progressiva: 230.000
 Q. Progetto: 910.017

Scala H 1/200.00
 Scala V 1/200.00

908.00



Quote	910.93	909.95	909.60	909.45	909.52	909.15	909.40	909.95
Parziali	0.97	0.35	0.35	2.50	2.50	0.35	0.35	
Sviluppata Par.	1.38	0.49	0.49	2.50	2.50	0.49	0.49	
Sviluppata	0.00	1.38	1.87	2.37	4.87	7.37	8.36	
Progressiva	-4.17	-3.20	-2.85	-2.50	0.00	2.50	3.20	
Dislivelli	0.00	-0.85	-1.15	-0.74	-0.82	-0.58	-0.38	

Sezione: 8027
 Progressiva: 240.000
 Q. Progetto: 911.210

Scala H 1/200.00
 Scala V 1/200.00

909.00

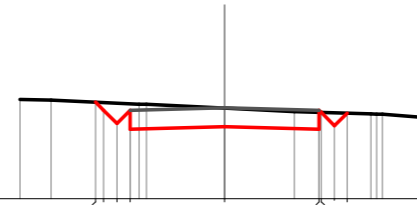



Quote	911.61	911.15	910.69	910.65	910.71	910.65	910.69	911.15
Parziali	0.46	0.46	0.35	2.50	2.50	0.35	0.35	
Sviluppata Par.	0.65	0.49	0.49	2.50	2.50	0.49	0.49	
Sviluppata	0.00	0.65	1.15	1.64	4.14	6.64	7.63	
Progressiva	-3.66	-3.20	-2.85	-2.50	0.00	2.50	3.20	
Dislivelli	0.00	-0.42	-0.74	-0.36	-0.64	-0.55	-0.35	0.00

Sezione: 8028
 Progressiva: 250.000
 Q. Progetto: 912.403

Scala H 1/200.00
 Scala V 1/200.00

910.00

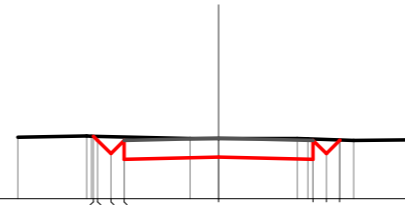


Quote	912.56	912.34	911.99	911.84	911.90	911.84	912.27
Parziali	0.35	0.35	2.50	2.50	0.35	0.35	
Sviluppata Par.	0.49	0.49	2.50	2.50	0.49	0.49	
Sviluppata	0.00	0.30	0.80	1.29	3.80	6.30	6.99
Progressiva	-3.42	-3.20	-2.65	-2.50	0.00	2.50	2.96
Dislivelli	0.00	-0.20	-0.54	-0.17	-0.49	-0.45	0.00

Sezione: 8029
 Progressiva: 260.000
 Q. Progetto: 913.605

Scala H 1/200.00
 Scala V 1/200.00

912.00

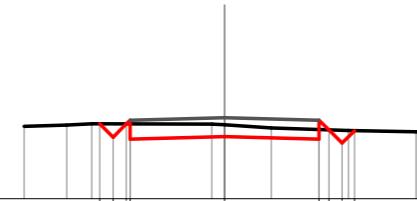


Quote	913.65 913.64 913.04	913.10	913.04 913.04 913.04
Parziali	0.35 0.35	2.50	2.50
Sviluppata Par.	0.49 0.49	2.50	2.50
Sviluppata	0.00 0.16 0.65 1.15	3.65	6.65 7.14
Progressiva	-3.31 -3.30 -2.50	0.00	2.50 3.20
Dislivelli	0.00 -0.11 -0.09	-0.49	-0.54 -0.37 -0.01

Sezione: 8030
 Progressiva: 270.000
 Q. Progetto: 915.142

Scala H 1/200.00
 Scala V 1/200.00

913.00

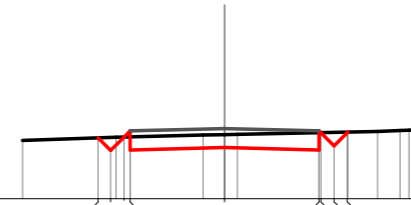


Quote	914.98	914.63	914.58	914.64	914.58	914.82	914.80
Parziali	0.35	0.35	2.50	2.50	0.36	0.35	0.02
Sviluppata Par.	0.49	0.49	2.50	2.50	0.36	0.49	0.02
Sviluppata	0.00	0.99	1.13	3.63	6.13	6.50	7.48
Progressiva	-3.00	-2.95	-2.50	0.00	2.50	2.76	3.44
Dislivelli	-0.00	-0.35	0.10	-0.31	-0.25	0.00	0.00

Sezione: 8031
 Progressiva: 280.000
 Q. Progetto: 916.855

Scala H 1/200.00
 Scala V 1/200.00

915.00

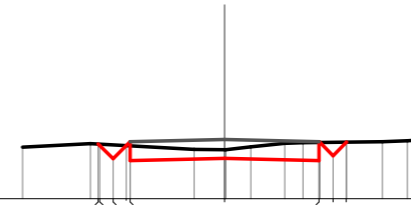


Quote	916.61	916.28	916.23	916.36	916.23	916.75
Parziali	0.35	0.35	2.50	2.50	0.35	0.35
Sviluppata Par.	0.7	0.49	2.50	2.50	0.49	0.49
Sviluppata	0.00	0.47	3.69	6.19	6.26	7.25
Progressiva	-3.34	-3.01	-2.50	0.00	2.50	3.25
Dislivelli	0.00	-0.34	0.16	-0.34	-0.45	-0.01

Sezione: 8032
 Progressiva: 290.000
 Q. Progetto: 918.569

Scala H 1/200.00
 Scala V 1/200.00

917.00

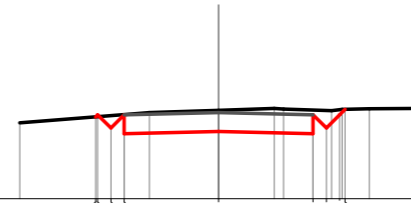


Quote	918.45	918.41	918.01	918.07	918.01	918.14	918.49
Parziali	0.35	0.35	2.50	2.50	0.35	0.35	
Sviluppata Par.	0.49	0.49	2.50	2.50	0.49	0.49	
Sviluppata	0.00	0.06	1.99	3.69	6.19	7.18	
Progressiva	-3.34	-3.30	-2.50	0.00	2.50	2.87	3.22
Dislivelli	-0.00	-0.04	0.11	-0.23	-0.48	-0.35	-0.01

Sezione: 8033
 Progressiva: 300.000
 Q. Progetto: 920.283

Scala H 1/200.00
 Scala V 1/200.00

918.00



Quote	920.16	919.72	919.78	919.72	920.36
Parziali	0.35	2.50	2.50	0.35	
Sviluppata Par.	0.49	2.50	2.50	0.49	
Sviluppata	0.00	0.09	3.57	6.07	7.26
Progressiva	-3.26	-2.50	0.00	2.50	3.34
Dislivelli	-0.00	-0.00	-0.56	-0.63	-0.00