

Table of materials and quantities for Section 121, including sections 1 and 2 with various soil types and quantities.

SEZIONE N. : 121
QT. PROGETTO : 189.625
PROGRESSIVA : 32+800.000

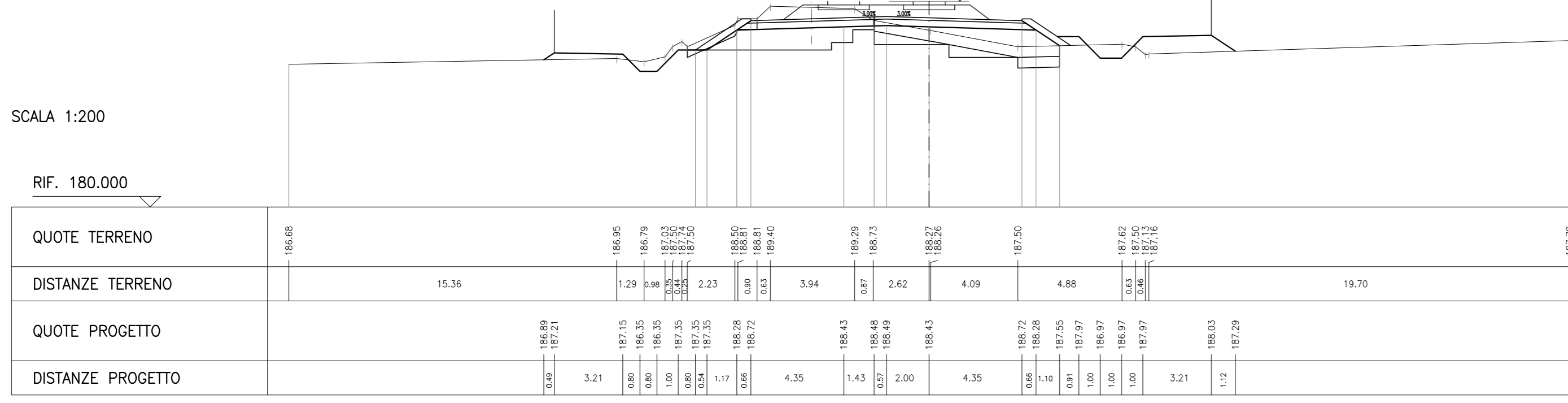


Table of materials and quantities for Section 125, including sections 1 and 2 with various soil types and quantities.

SEZIONE N. : 125
QT. PROGETTO : 192.075
PROGRESSIVA : 33+000.000

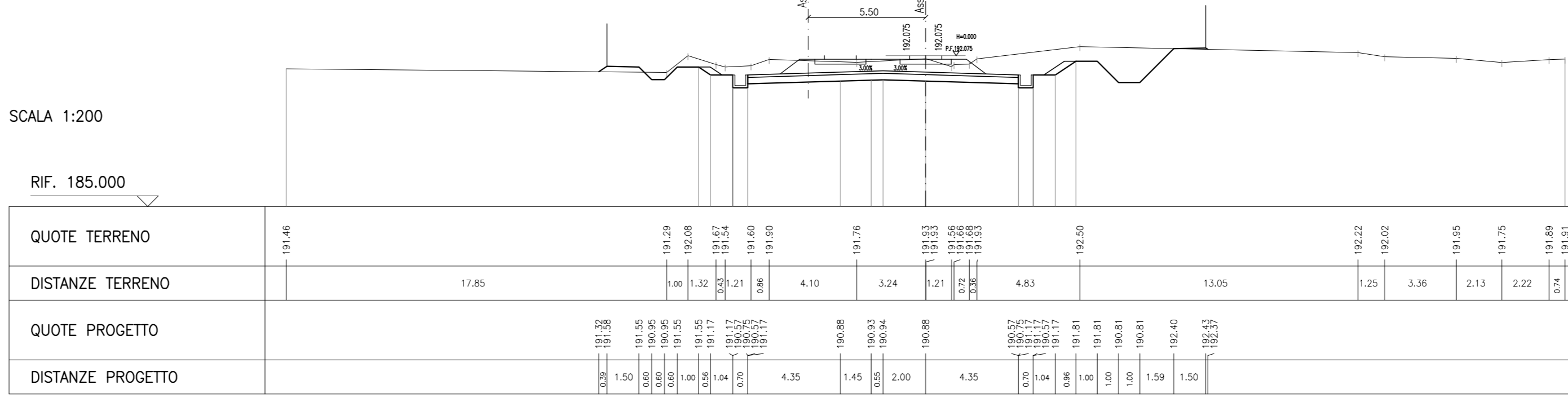


Table of materials and quantities for Section 122, including sections 1 and 2 with various soil types and quantities.

SEZIONE N. : 122
QT. PROGETTO : 190.152
PROGRESSIVA : 32+850.000

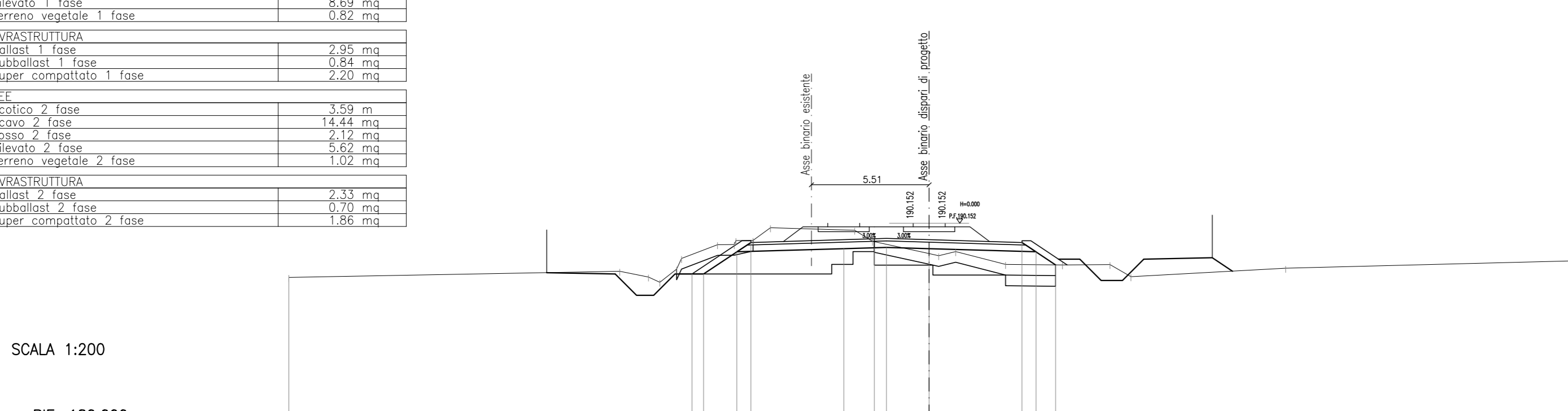


Table of materials and quantities for Section 126, including sections 1 and 2 with various soil types and quantities.

SEZIONE N. : 126
QT. PROGETTO : 192.759
PROGRESSIVA : 33+050.000

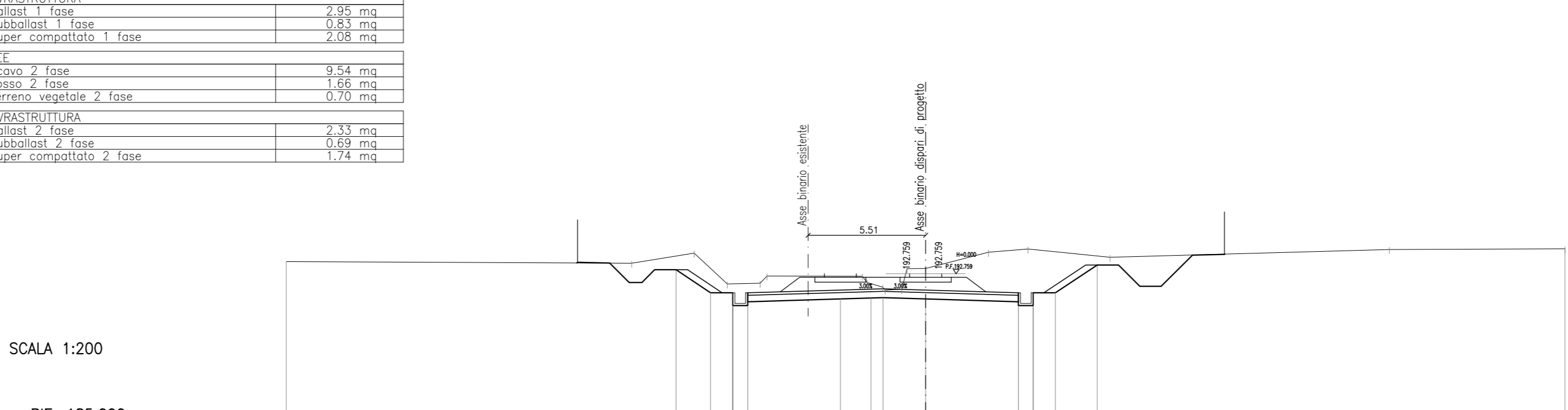


Table of materials and quantities for Section 123, including sections 1 and 2 with various soil types and quantities.

SEZIONE N. : 123
QT. PROGETTO : 191.741
PROGRESSIVA : 32+900.000

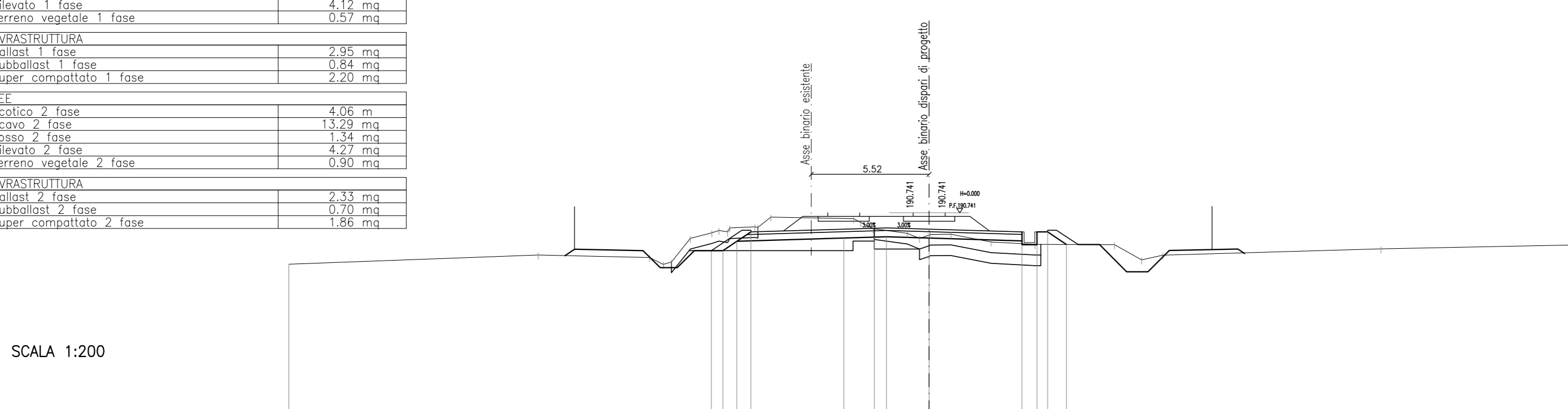
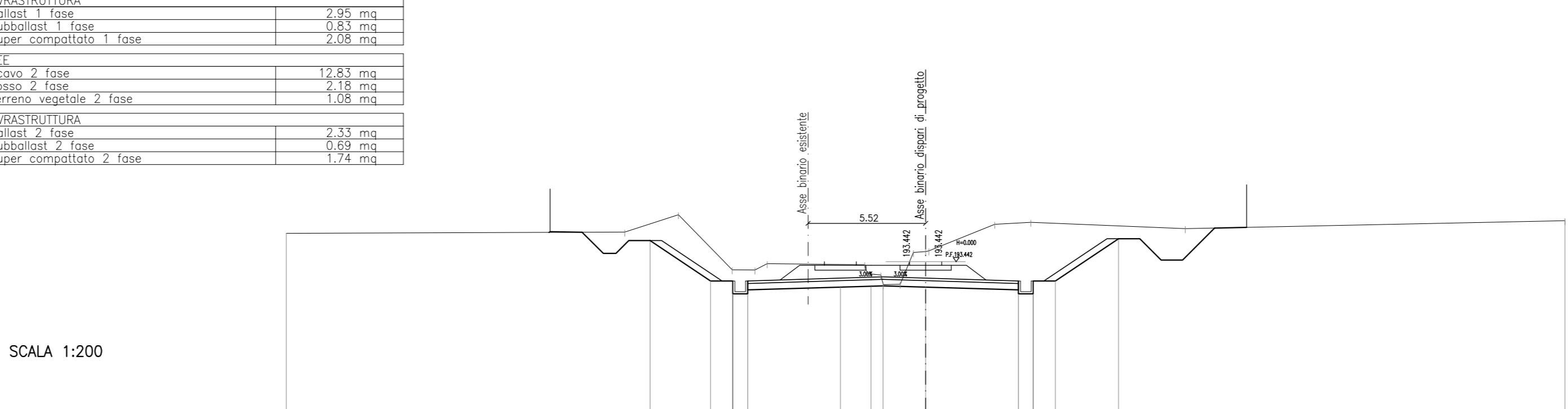


Table of materials and quantities for Section 127, including sections 1 and 2 with various soil types and quantities.

SEZIONE N. : 127
QT. PROGETTO : 193.442
PROGRESSIVA : 33+100.000



SCALA GRAFICA 1:200
0m 2 4 6 8 10m

Table of materials and quantities for Section 124, including sections 1 and 2 with various soil types and quantities.

SEZIONE N. : 124
QT. PROGETTO : 191.392
PROGRESSIVA : 32+950.000

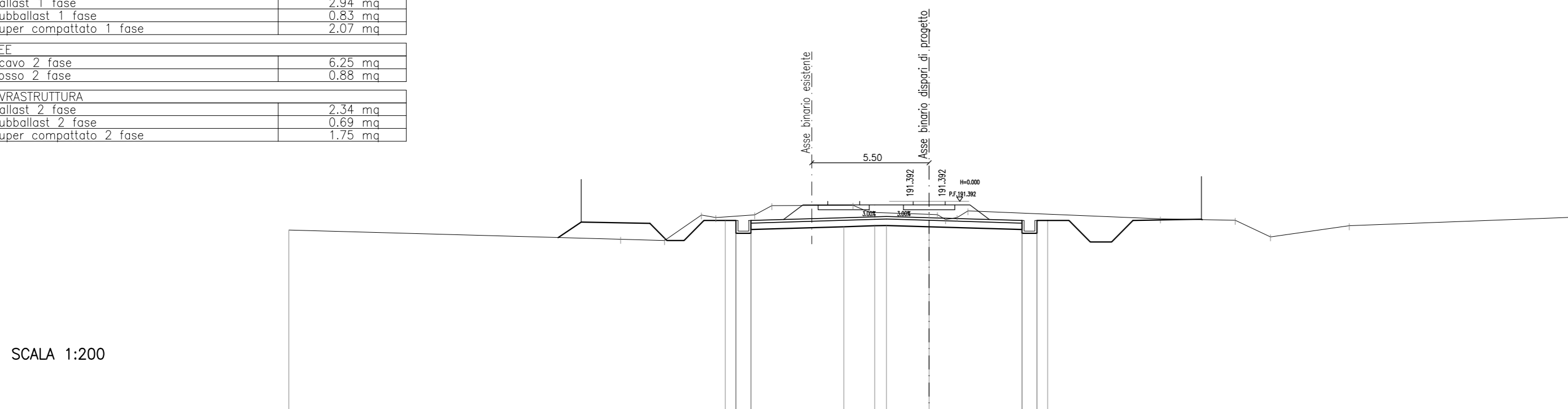
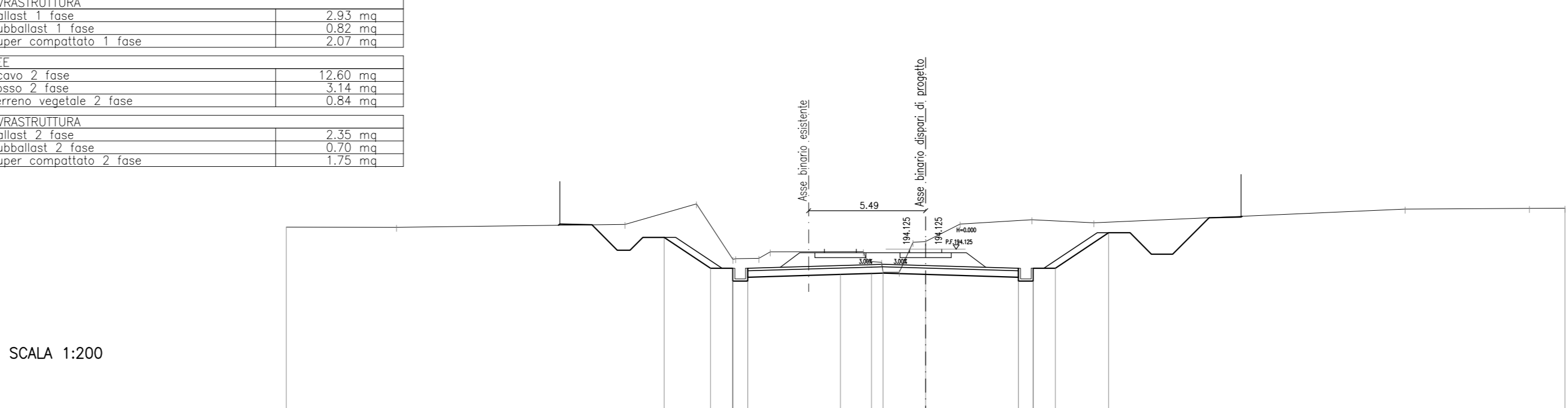


Table of materials and quantities for Section 128, including sections 1 and 2 with various soil types and quantities.

SEZIONE N. : 128
QT. PROGETTO : 194.125
PROGRESSIVA : 33+150.000



Technical drawing header and footer containing project information, logos for RFI and ITALFERR, and a revision table.

COMMITTENTE: RFI RETE FERROVIARIA ITALIANA GRUPPO FERROVIE DELLO STATO ITALIANE

PROGETTAZIONE: ITALFERR GRUPPO FERROVIE DELLO STATO ITALIANE

DIREZIONE TECNICA
U.O. INFRASTRUTTURE CENTRO

PROGETTO DEFINITIVO
RADDOPPIO LINEA FERROVIARIA ROMA-VITERBO
TRATTA CESANO-VIGNA DI VALLE

INFRASTRUTTURA FERROVIARIA
Sezioni trasversali 16

SCALA:
1:200

COMMESSA LOTTO FASE ENTE TIPO DOC. OPERA/DISCIPLINA PROGR. REV.

NR1J 01 D 29 W9 IF001 016 A

Revision table with columns: Revis., Descrizione, Redatto, Data, Verificato, Data, Approvato, Data, Autorizzato/Data.