DISTRIBUZIONE ESTERNA CABINA TRLV3 – IMBOCCO GALLERIA FELETTINO I

scala 1:100

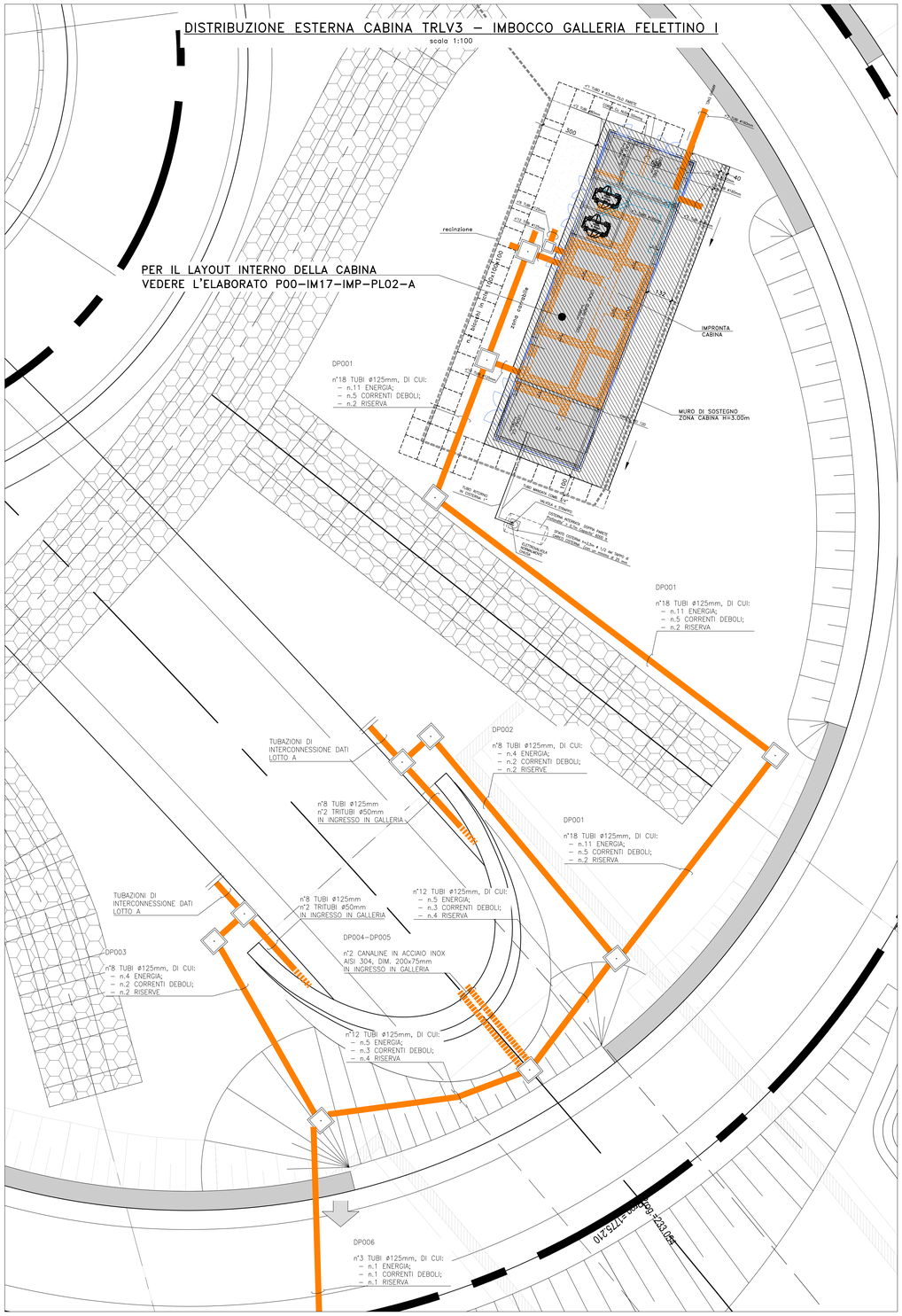

PLANIMETRIA VASCA ANTINCENDIO IMPIANTI

scala 1:100

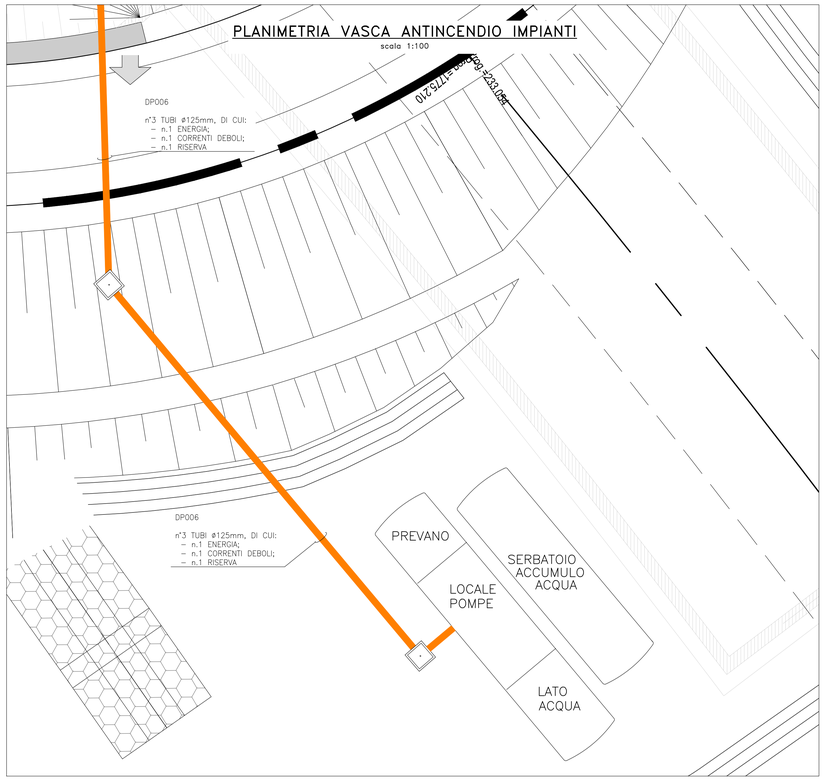

DISTRIBUZIONE PRINCIPALE – DP001

QUADRO	DENOMINAZIONE UTENZA	SIGLA	*LUNGHEZZA (m)*	TIPO CAVO IN CAVIDOTTO*	SEZIONE CAVO	TIPO CAVO IN CANALINA/TUBO*	SEZIONE CAVO
QGBT1TR3	QUADRO LOC. POMPE ANTINCENDIO QLPA	L5.2.16	120	FS7/0R/H1Z2Z2-K1 - 0Zero/1x.ø1.p1	SG25	61	3(1x120)+3x25+1x16)
QGBT1TR3	QUADRO POMPA ANTINCENDIO QPA	L5.2.18	120	FT2/0R/H1Z2Z2-K1 - 0Zero/1x.ø1.p1	3(1x70)+1x35+1x25	43	3(1x70)+1x35+1x25
QFE1 N/S	RINFORZO RSI - A1 DIR. SAN VENERIO	L2.2.1	180	FS7/0R/H1Z2Z2-K1 - 0Zero/1x.ø1.p1	3G6	FS1/0R/H1Z2Z2-K1 - 0Zero/1x.ø1.p1	4(1x6)
QFE1 N/S	RINFORZO RSI - A1 DIR. SAN VENERIO	L2.2.2	204	FS7/0R/H1Z2Z2-K1 - 0Zero/1x.ø1.p1	3G6	FS1/0R/H1Z2Z2-K1 - 0Zero/1x.ø1.p1	4(1x6)
QFE1 N/S	RINFORZO RSI - A1 DIR. SAN VENERIO	L2.2.3	394	FS7/0R/H1Z2Z2-K1 - 0Zero/1x.ø1.p1	3G6	FS1/0R/H1Z2Z2-K1 - 0Zero/1x.ø1.p1	4(1x6)
QFE1 N/S	RINFORZO RSI - A2 - A1 DIR. SAN VENERIO	L2.2.4	850	FS7/0R/H1Z2Z2-K1 - 0Zero/1x.ø1.p1	3G6	FS1/0R/H1Z2Z2-K1 - 0Zero/1x.ø1.p1	4(1x6)
QFE1 S/N	RINFORZO RNI - A1 DIR. BUON VIAGGIO	L3.3.1	824	FS7/0R/H1Z2Z2-K1 - 0Zero/1x.ø1.p1	3G10	FS1/0R/H1Z2Z2-K1 - 0Zero/1x.ø1.p1	4(1x10)
QFE1 S/N	RINFORZO RNI - A1-A2 DIR. BUON VIAGGIO	L3.3.2	797	FS7/0R/H1Z2Z2-K1 - 0Zero/1x.ø1.p1	3G10	FS1/0R/H1Z2Z2-K1 - 0Zero/1x.ø1.p1	4(1x10)
QFE1 S/N	RINFORZO RNI - A1-A2 DIR. BUON VIAGGIO	L3.3.3	735	FS7/0R/H1Z2Z2-K1 - 0Zero/1x.ø1.p1	3G10	FS1/0R/H1Z2Z2-K1 - 0Zero/1x.ø1.p1	4(1x10)
QFE1 S/N	RINFORZO RNI - A2, A0 DIR. BUONVIAGGIO	L3.3.4	315	FS7/0R/H1Z2Z2-K1 - 0Zero/1x.ø1.p1	3G10	FS1/0R/H1Z2Z2-K1 - 0Zero/1x.ø1.p1	4(1x10)
QVE	ALIMENTAZIONE VENTILATORE GNSD JF01	L5.1.2	290	FS7/0R/H1Z2Z2-K1 - 0Zero/1x.ø1.p1	3(1x70)+1x70	61	3(1x70)+1x70
QVE	ALIMENTAZIONE VENTILATORE GNSD JF02	L5.1.3	385	FS7/0R/H1Z2Z2-K1 - 0Zero/1x.ø1.p1	3(1x70)+1x70	61	3(1x70)+1x70
QVE	ALIMENTAZIONE VENTILATORE GNSD JF03	L5.1.4	415	FS7/0R/H1Z2Z2-K1 - 0Zero/1x.ø1.p1	3(1x70)+1x70	61	3(1x70)+1x70
QVE	ALIMENTAZIONE VENTILATORE GNSD JF04	L5.1.5	510	FS7/0R/H1Z2Z2-K1 - 0Zero/1x.ø1.p1	3(1x70)+1x70	61	3(1x70)+1x70
QVE	ALIMENTAZIONE VENTILATORE GNSD JF05	L5.1.6	540	FS7/0R/H1Z2Z2-K1 - 0Zero/1x.ø1.p1	3(1x95)+1x50	61	3(1x95)+1x50
QVE	ALIMENTAZIONE VENTILATORE GNSD JF06	L5.1.7	635	FS7/0R/H1Z2Z2-K1 - 0Zero/1x.ø1.p1	3(1x95)+1x70	61	3(1x95)+1x70
QVE	ALIMENTAZIONE VENTILATORE GNSD JF07	L5.1.8	885	FS7/0R/H1Z2Z2-K1 - 0Zero/1x.ø1.p1	3(1x120)+1x70	61	3(1x120)+1x70
QVE	ALIMENTAZIONE VENTILATORE GNSD JF08	L5.1.9	760	FS7/0R/H1Z2Z2-K1 - 0Zero/1x.ø1.p1	3(1x120)+1x70	61	3(1x120)+1x70
QVE	ALIMENTAZIONE VENTILATORE GNSD JF09	L5.1.10	790	FS7/0R/H1Z2Z2-K1 - 0Zero/1x.ø1.p1	3(1x120)+1x70	61	3(1x120)+1x70
QVE	ALIMENTAZIONE VENTILATORE GNSD JF10	L5.1.11	30	FS7/0R/H1Z2Z2-K1 - 0Zero/1x.ø1.p1	3(1x185)+1x95	61	3(1x185)+1x95
QCA-S	ALIMENTAZIONE SOS CA1	L8.1.4	480	FT2/0R/H1Z-E/1kV - 0Zero/1x.ø1.p1	3G6	61	3(1x6)+1x6+1x6)
QCA-S	ALIMENTAZIONE SOS CA 2	L8.1.5	100	FT2/0R/H1Z-E/1kV - 0Zero/1x.ø1.p1	3G6	61	3(1x6)+1x6+1x6)
QCA-S	ALIMENTAZIONE PMV/FCD CA3	L8.1.8	400	FT2/0R/H1Z-E/1kV - 0Zero/1x.ø1.p1	5G10	61	5(1x10)+1x10+1x10)
QCA-S	ALIMENTAZIONE PMV/FCD CA4	L8.1.7	600	FT2/0R/H1Z-E/1kV - 0Zero/1x.ø1.p1	5G10	61	5(1x10)+1x10+1x10)
QCA-S	ALIMENTAZIONE PMV/SPCD CA5	L8.1.8	100	FT2/0R/H1Z-E/1kV - 0Zero/1x.ø1.p1	5G10	61	5(1x10)+1x10+1x10)
QCA-S	CARTELLI LUMINOSI CA6	L8.1.11	500	FT2/0R/H1Z-E/1kV - 0Zero/1x.ø1.p1	3G6	61	3(1x6)+1x6+1x6)
QCA-S	IMPIANTO TVCC CA10	L8.1.13	500	FT2/0R/H1Z-E/1kV - 0Zero/1x.ø1.p1	3G6	61	3(1x6)+1x6+1x6)
QCA-S	IMPIANTO TVCC CA11	L8.1.14	500	FT2/0R/H1Z-E/1kV - 0Zero/1x.ø1.p1	3G6	61	3(1x6)+1x6+1x6)
QCA-S	SENSORI CO-OPAN CA12	L8.1.15	840	FT2/0R/H1Z-E/1kV - 0Zero/1x.ø1.p1	3G6	61	3(1x6)+1x6+1x6)
QCA-S	SENSORI CO-OPAN CA13	L8.1.16	30	FT2/0R/H1Z-E/1kV - 0Zero/1x.ø1.p1	3G10	61	3(1x10)+1x10+1x10)
QCA-S	CIRCUITI PICCHETTI EMERGENZA EVAC FE1 - CA21	L8.1.23	600	FT2/0R/H1Z-E/1kV - 0Zero/1x.ø1.p1	3G6		
QCA-S	CIRCUITI PICCHETTI EMERGENZA EVAC FE2 - CA22	L8.1.24	850	FT2/0R/H1Z-E/1kV - 0Zero/1x.ø1.p1	3G6		
QLL1-S	CIRCUITO LUCE PERM EM SCALA EM LE1	L8.3.1	600	FT2/0R/H1Z-E/1kV - 0Zero/1x.ø1.p1	3G6	FT2/0R/H1Z-E/1kV - 0Zero/1x.ø1.p1	4(1x6)
QLL1-S	CIRCUITO LUCE PERM EM FELETTINO FE2	L8.3.2	750	FT2/0R/H1Z-E/1kV - 0Zero/1x.ø1.p1	3G6	FT2/0R/H1Z-E/1kV - 0Zero/1x.ø1.p1	4(1x6)
QBY-3-S	CIRCUITO LUCE EMERGENZA CUNICOLO LE1	L10.1.1	850	FT2/0R/H1Z-E/1kV - 0Zero/1x.ø1.p1	4G6		
QBY-3-S	CIRCUITO LUCE EMERGENZA CUNICOLO LE2	L10.1.2	850	FT2/0R/H1Z-E/1kV - 0Zero/1x.ø1.p1	4G6		
QBY-3-S	CIRCUITO LUCE EMERGENZA SCALA EM LE3	L10.1.3	850	FT2/0R/H1Z-E/1kV - 0Zero/1x.ø1.p1	3G10		
QLL1-P	CIRCUITO LUCE PERM FELETTINO FF1	L11.3.1	850	FS7/0R/H1Z-E/1kV - 0Zero/1x.ø1.p1	5G10	FS7/0R/H1Z-E/1kV - 0Zero/1x.ø1.p1	4(1x10)
QLL1-P	CIRCUITO LUCE PERM FELETTINO FF2	L11.3.2	15	FS7/0R/H1Z-E/1kV - 0Zero/1x.ø1.p1	5G10	FS7/0R/H1Z-E/1kV - 0Zero/1x.ø1.p1	4(1x10)
QBY-3-P	QUADRO VENTILAZIONE CUNICOLO DI EMERG. QVCEM-TR3	L12.1.1	30	FS7/0R/H1Z-E/1kV - 0Zero/1x.ø1.p1	3(1x70)+1x70+1x35	FS7/0R/H1Z-E/1kV - 0Zero/1x.ø1.p1	3(1x70)+1x70+1x35
QBY-3-P	QUADRO VENTILAZIONE FILTRO PROVA DI FUMO QVE1-TR3	L12.1.2	15	FS7/0R/H1Z-E/1kV - 0Zero/1x.ø1.p1	3(1x35)+1x35+1x16	FS7/0R/H1Z-E/1kV - 0Zero/1x.ø1.p1	3(1x35)+1x35+1x16
QBY-3-P	QUADRO VENTILAZIONE FILTRO PROVA DI FUMO QVE2-TR3	L12.1.3	80	FS7/0R/H1Z-E/1kV - 0Zero/1x.ø1.p1	5G10	FS7/0R/H1Z-E/1kV - 0Zero/1x.ø1.p1	5G10

DISTRIBUZIONE PRINCIPALE – DP003

QUADRO	DENOMINAZIONE UTENZA	SIGLA	*LUNGHEZZA (m)*	TIPO CAVO IN CAVIDOTTO*	SEZIONE CAVO	TIPO CAVO IN CANALINA/TUBO*	SEZIONE CAVO
QVE	ALIMENTAZIONE VENTILATORE GNSD JF08	L5.1.7	635	FS7/0R/H1Z2Z2-K1 - 0Zero/1x.ø1.p1	3(1x95)+1x70	61	3(1x95)+1x70
QVE	ALIMENTAZIONE VENTILATORE GNSD JF09	L5.1.8	885	FS7/0R/H1Z2Z2-K1 - 0Zero/1x.ø1.p1	3(1x120)+1x70	61	3(1x120)+1x70
QVE	ALIMENTAZIONE VENTILATORE GNSD JF10	L5.1.9	760	FS7/0R/H1Z2Z2-K1 - 0Zero/1x.ø1.p1	3(1x120)+1x70	61	3(1x120)+1x70
QVE	ALIMENTAZIONE VENTILATORE GNSD JF11	L5.1.10	790	FS7/0R/H1Z2Z2-K1 - 0Zero/1x.ø1.p1	3(1x120)+1x70	61	3(1x120)+1x70
QVE	ALIMENTAZIONE VENTILATORE GNSD JF12	L5.1.11	30	FS7/0R/H1Z2Z2-K1 - 0Zero/1x.ø1.p1	3(1x185)+1x95	61	3(1x185)+1x95
QCA-S	ALIMENTAZIONE SOS CA1	L8.1.4	480	FT2/0R/H1Z-E/1kV - 0Zero/1x.ø1.p1	3G6	61	3(1x6)+1x6+1x6)
QCA-S	ALIMENTAZIONE SOS CA 2	L8.1.5	100	FT2/0R/H1Z-E/1kV - 0Zero/1x.ø1.p1	3G6	61	3(1x6)+1x6+1x6)
QCA-S	ALIMENTAZIONE PMV/FCD CA3	L8.1.8	400	FT2/0R/H1Z-E/1kV - 0Zero/1x.ø1.p1	5G10	61	5(1x10)+1x10+1x10)
QCA-S	ALIMENTAZIONE PMV/FCD CA4	L8.1.7	600	FT2/0R/H1Z-E/1kV - 0Zero/1x.ø1.p1	5G10	61	5(1x10)+1x10+1x10)
QCA-S	ALIMENTAZIONE PMV/SPCD CA5	L8.1.8	100	FT2/0R/H1Z-E/1kV - 0Zero/1x.ø1.p1	5G10	61	5(1x10)+1x10+1x10)
QCA-S	CARTELLI LUMINOSI CA6	L8.1.11	500	FT2/0R/H1Z-E/1kV - 0Zero/1x.ø1.p1	3G6	61	3(1x6)+1x6+1x6)
QCA-S	IMPIANTO TVCC CA10	L8.1.13	500	FT2/0R/H1Z-E/1kV - 0Zero/1x.ø1.p1	3G6	61	3(1x6)+1x6+1x6)
QCA-S	SENSORI CO-OPAN CA12	L8.1.15	840	FT2/0R/H1Z-E/1kV - 0Zero/1x.ø1.p1	3G6	61	3(1x6)+1x6+1x6)
QCA-S	CIRCUITI PICCHETTI EMERGENZA EVAC FE1 - CA21	L8.1.23	600	FT2/0R/H1Z-E/1kV - 0Zero/1x.ø1.p1	3G6		
QBY-3-S	CIRCUITO LUCE EMERGENZA CUNICOLO LE1	L10.1.1	850	FT2/0R/H1Z-E/1kV - 0Zero/1x.ø1.p1	4G6		
QBY-3-S	CIRCUITO LUCE EMERGENZA CUNICOLO LE2	L10.1.2	850	FT2/0R/H1Z-E/1kV - 0Zero/1x.ø1.p1	4G6		
QBY-3-S	CIRCUITO LUCE EMERGENZA SCALA EM LE3	L10.1.3	850	FT2/0R/H1Z-E/1kV - 0Zero/1x.ø1.p1	3G10		

DISTRIBUZIONE PRINCIPALE – DP004

QUADRO	DENOMINAZIONE UTENZA	SIGLA	*LUNGHEZZA (m)*	TIPO CAVO IN CAVIDOTTO*	SEZIONE CAVO	TIPO CAVO IN CANALINA/TUBO*	SEZIONE CAVO
QFE1 N/S	RINFORZO RSI - A1 DIR. SAN VENERIO	L2.2.1	180	FS7/0R/H1Z2Z2-K1 - 0Zero/1x.ø1.p1	3G6	FS1/0R/H1Z2Z2-K1 - 0Zero/1x.ø1.p1	4(1x6)
QFE1 N/S	RINFORZO RSI - A1 DIR. SAN VENERIO	L2.2.2	204	FS7/0R/H1Z2Z2-K1 - 0Zero/1x.ø1.p1	3G6	FS1/0R/H1Z2Z2-K1 - 0Zero/1x.ø1.p1	4(1x6)
QFE1 N/S	RINFORZO RSI - A1 DIR. SAN VENERIO	L2.2.3	394	FS7/0R/H1Z2Z2-K1 - 0Zero/1x.ø1.p1	3G6	FS1/0R/H1Z2Z2-K1 - 0Zero/1x.ø1.p1	4(1x6)
QFE1 N/S	RINFORZO RSI - A2 - A1 DIR. SAN VENERIO	L2.2.4	850	FS7/0R/H1Z2Z2-K1 - 0Zero/1x.ø1.p1	3G6	FS1/0R/H1Z2Z2-K1 - 0Zero/1x.ø1.p1	4(1x6)
QFE1 S/N	RINFORZO RNI - A1 DIR. BUON VIAGGIO	L3.3.1	824	FS7/0R/H1Z2Z2-K1 - 0Zero/1x.ø1.p1	5G10	FS1/0R/H1Z2Z2-K1 - 0Zero/1x.ø1.p1	4(1x10)
QFE1 S/N	RINFORZO RNI - A1 DIR. BUON VIAGGIO	L3.3.2	797	FS7/0R/H1Z2Z2-K1 - 0Zero/1x.ø1.p1	5G10	FS1/0R/H1Z2Z2-K1 - 0Zero/1x.ø1.p1	4(1x10)
QFE1 S/N	RINFORZO RNI - A1-A2 DIR. BUON VIAGGIO	L3.3.3	735	FS7/0R/H1Z2Z2-K1 - 0Zero/1x.ø1.p1	5G10	FS1/0R/H1Z2Z2-K1 - 0Zero/1x.ø1.p1	4(1x10)
QFE1 S/N	RINFORZO RNI - A2, A0 DIR. BUONVIAGGIO	L3.3.4	315	FS7/0R/H1Z2Z2-K1 - 0Zero/1x.ø1.p1	5G10	FS1/0R/H1Z2Z2-K1 - 0Zero/1x.ø1.p1	4(1x10)
QCA-S	VERDE	L8.2.1	100	FT2/0R/H1Z-E/1kV - 0Zero/1x.ø1.p1	5G4	61	3(1x4)+1x4+1x4)
QCA-S	GIALLO	L8.2.2	100	FT2/0R/H1Z-E/1kV - 0Zero/1x.ø1.p1		61	3(1x4)+1x4+1x4)
QCA-S	ROSSO	L8.2.3	840	FT2/0R/H1Z-E/1kV - 0Zero/1x.ø1.p1		61	3(1x4)+1x4+1x4)
QCA-S	VERDE	L8.2.4	840	FT2/0R/H1Z-E/1kV - 0Zero/1x.ø1.p1		61	3(1x4)+1x4+1x4)
QCA-S	GIALLO	L8.2.5	840	FT2/0R/H1Z-E/1kV - 0Zero/1x.ø1.p1	5G4	61	3(1x4)+1x4+1x4)
QCA-S	ROSSO	L8.2.6	500	FT2/0R/H1Z-E/1kV - 0Zero/1x.ø1.p1		61	3(1x4)+1x4+1x4)
QCA-S	CARTELLI LUMINOSI CA6	L8.1.11	500	FT2/0R/H1Z-E/1kV - 0Zero/1x.ø1.p1	3G6	61	3(1x6)+1x6+1x6)
QCA-S	CARTELLI LUMINOSI CA8	L8.1.12	500	FT2/0R/H1Z-E/1kV - 0Zero/1x.ø1.p1	3G6	61	3(1x6)+1x6+1x6)
QCA-S	IMPIANTO TVCC CA10	L8.1.13	500	FT2/0R/H1Z-E/1kV - 0Zero/1x.ø1.p1	3G6	61	3(1x6)+1x6+1x6)
QCA-S	IMPIANTO TVCC CA11	L8.1.14	500	FT2/0R/H1Z-E/1kV - 0Zero/1x.ø1.p1	3G6	61	3(1x6)+1x6+1x6)
QCA-S	SENSORI CO-OPAN CA12	L8.1.15	840	FT2/0R/H1Z-E/1kV - 0Zero/1x.ø1.p1	3G6	61	3(1x6)+1x6+1x6)
QCA-S	SENSORI CO-OPAN CA13	L8.1.16	30	FT2/0R/H1Z-E/1kV - 0Zero/1x.ø1.p1	3G10	61	3(1x10)+1x10+1x10)
QCA-S	CIRCUITI PICCHETTI EMERGENZA EVAC FE1 - CA21	L8.1.23	600	FT2/0R/H1Z-E/1kV - 0Zero/1x.ø1.p1	3G6		
QCA-S	CIRCUITI PICCHETTI EMERGENZA EVAC FE2 - CA22	L8.1.24	850	FT2/0R/H1Z-E/1kV - 0Zero/1x.ø1.p1	3G6		
QBY-3-S	CIRCUITO LUCE EMERGENZA CUNICOLO LE1	L10.1.1	850	FT2/0R/H1Z-E/1kV - 0Zero/1x.ø1.p1	4G6		
QBY-3-S	CIRCUITO LUCE EMERGENZA CUNICOLO LE2	L10.1.2	850	FT2/0R/H1Z-E/1kV - 0Zero/1x.ø1.p1	4G6		
QBY-3-S	CIRCUITO LUCE EMERGENZA SCALA EM LE3	L10.1.3	850	FT2/0R/H1Z-E/1kV - 0Zero/1x.ø1.p1	3G10		

DISTRIBUZIONE PRINCIPALE – DP005

QUADRO	DENOMINAZIONE UTENZA	SIGLA	*LUNGHEZZA (m)*	TIPO CAVO IN CAVIDOTTO*	SEZIONE CAVO	TIPO CAVO IN CANALINA/TUBO*	SEZIONE CAVO
QCA-S	VERDE	L8.2.1	100	FT2/0R/H1Z-E/1kV - 0Zero/1x.ø1.p1	5G4	61	3(1x4)+1x4+1x4)
QCA-S	GIALLO	L8.2.2	100	FT2/0R/H1Z-E/1kV - 0Zero/1x.ø1.p1		61	3(1x4)+1x4+1x4)
QCA-S	ROSSO	L8.2.3	840	FT2/0R/H1Z-E/1kV - 0Zero/1x.ø1.p1		61	3(1x4)+1x4+1x4)
QLL1-S	CIRCUITO LUCE PERM EM FELETTINO FE1	L8.3.1	600	FT2/0R/H1Z-E/1kV - 0Zero/1x.ø1.p1	3G6	FT2/0R/H1Z-E/1kV - 0Zero/1x.ø1.p1	4(1x6)
QLL1-S	CIRCUITO LUCE PERM EM FELETTINO FE2	L8.3.2	750	FT2/0R/H1Z-E/1kV - 0Zero/1x.ø1.p1	3G6	FT2/0R/H1Z-E/1kV - 0Zero/1x.ø1.p1	4(1x6)
QLL1-P	CIRCUITO LUCE PERM FELETTINO FF1	L11.3.1	850	FS7/0R/H1Z-E/1kV - 0Zero/1x.ø1.p1	5G10	FS7/0R/H1Z-E/1kV - 0Zero/1x.ø1.p1	4(1x10)
QLL1-P	CIRCUITO LUCE PERM FELETTINO FF2	L11.3.2	15	FS7/0R/H1Z-E/1kV - 0Zero/1x.ø1.p1	5G10	FS7/0R/H1Z-E/1kV - 0Zero/1x.ø1.p1	4(1x10)

DISTRIBUZIONE PRINCIPALE – DP002

QUADRO	DENOMINAZIONE UTENZA	SIGLA	*LUNGHEZZA (m)*	TIPO CAVO IN CAVIDOTTO*	SEZIONE CAVO	TIPO CAVO IN CANALINA/TUBO*	SEZIONE CAVO
QVE	ALIMENTAZIONE VENTILATORE GNSD JF01	L5.1.2	290	FS7/0R/H1Z2Z2-K1 - 0Zero/1x.ø1.p1	3(1x70)+1x70	61	3(1x70)+1x70
QVE	ALIMENTAZIONE VENTILATORE GNSD JF02	L5.1.3	385	FS7/0R/H1Z2Z2-K1 - 0Zero/1x.ø1.p1	3(1x70)+1x70	61	3(1x70)+1x70
QVE	ALIMENTAZIONE VENTILATORE GNSD JF03	L5.1.4	415	FS7/0R/H1Z2Z2-K1 - 0Zero/1x.ø1.p1	3(1x70)+1x70	61	3(1x70)+1x70
QVE	ALIMENTAZIONE VENTILATORE GNSD JF04	L5.1.5	510	FS7/0R/H1Z2Z2-K1 - 0Zero/1x.ø1.p1	3(1x70)+1x70	61	3(1x70)+1x70
QVE	ALIMENTAZIONE VENTILATORE GNSD JF05	L5.1.6	540	FS7/0R/H1Z2Z2-K1 - 0Zero/1x.ø1.p1	3(1x95)+1x50	61	3(1x95)+1x50
QCA-S	ALIMENTAZIONE SOS CA1	L8.1.4	480	FT2/0R/H1Z-E/1kV - 0Zero/1x.ø1.p1	3G6	61	3(1x6)+1x6+1x6)
QCA-S	ALIMENTAZIONE PMV/FCD CA3	L8.1.8	400	FT2/0R/H1Z-E/1kV - 0Zero/1x.ø1.p1	5G10	61	5(1x10)+1x10+1x10)
QCA-S	ALIMENTAZIONE PMV/FCD CA4	L8.1.7	600	FT2/0R/H1Z-E/1kV - 0Zero/1x.ø1.p1	5G10	61	5(1x10)+1x10+1x10)
QCA-S	ALIMENTAZIONE PMV/SPCD CA5	L8.1.8	100	FT2/0R/H1Z-E/1kV - 0Zero/1x.ø1.p1	5G10	61	5(1x10)+1x10+1x10)
QCA-S	CARTELLI LUMINOSI CA6	L8.1.11	500	FT2/0R/H1Z-E/1kV - 0Zero/1x.ø1.p1	3G6	61	3(1x6)+1x6+1x6)
QCA-S	IMPIANTO TVCC CA10	L8.1.13	500	FT2/0R/H1Z-E/1kV - 0Zero/1x.ø1.p1	3G6	61	3(1x6)+1x6+1x6)
QCA-S	SENSORI CO-OPAN CA12	L8.1.15	840	FT2/0R/H1Z-E/1kV - 0Zero/1x.ø1.p1	3G6	61	3(1x6)+1x6+1x6)
QCA-S	CIRCUITI PICCHETTI EMERGENZA EVAC FE1 - CA21	L8.1.23	600	FT2/0R/H1Z-E/1kV - 0Zero/1x.ø1.p1	3G6		
QBY-3-S	CIRCUITO LUCE EMERGENZA CUNICOLO LE1	L10.1.1	850	FT2/0R/H1Z-E/1kV - 0Zero/1x.ø1.p1	4G6		
QBY-3-S	CIRCUITO LUCE EMERGENZA CUNICOLO LE2	L10.1.2	850	FT2/0R/H1Z-E/1kV - 0Zero/1x.ø1.p1	4G6		
QBY-3-S	CIRCUITO LUCE EMERGENZA SCALA EM LE3	L10.1.3	850	FT2/0R/H1Z-E/1kV - 0Zero/1x.ø1.p1	3G10		

DISTRIBUZIONE PRINCIPALE – DP006

QUADRO	DENOMINAZIONE UTENZA	SIGLA	*LUNGHEZZA (m)*	TIPO CAVO IN CAVIDOTTO*	SEZIONE CAVO	TIPO CAVO IN CANALINA/TUBO*	SEZIONE CAVO
QGBT1TR3	QUADRO LOC. POMPE ANTINCENDIO QLPA	L5.2.16	120	FS7/0R/H1Z2Z2-K1 - 0Zero/1x.ø1.p1	SG25	61	3(1x120)+1x25+1x16)
QGBT1TR3	QUADRO POMPA ANTINCENDIO QPA	L5.2.18	120	FT2/0R/H1Z2Z2-K1 - 0Zero/1x.ø1.p1	3(1x70)+1x35+1x25	43	3(1x70)+1x35+1x25
QGBT1TR3	QUADRO LOC. POMPE ANTINCENDIO QLPA	L5.2.15	120	FS7/0R/H1Z2Z2-K1 - 0Zero/1x.ø1.p1	SG25	61	3(1x120)+1x25+1x16)
QGBT1TR3	QUADRO POMPA ANTINCENDIO QPA	L5.2.18	120	FT2/0R/H1Z2Z2-K1 - 0Zero/1x.ø1.p1	3(1x70)+1x35+1x25	43	3(1x70)+1x35+1x25
QCA-S	GLPA Stazione CA23	L8.1.25	850	FT2/0R/H1Z-E/1kV - 0Zero/1x.ø1.p1	3G6	61	3(1x6)+1x6+1x6)

TRATTO DI COMPETENZA VERSO LOTTO C

scala 1:1000

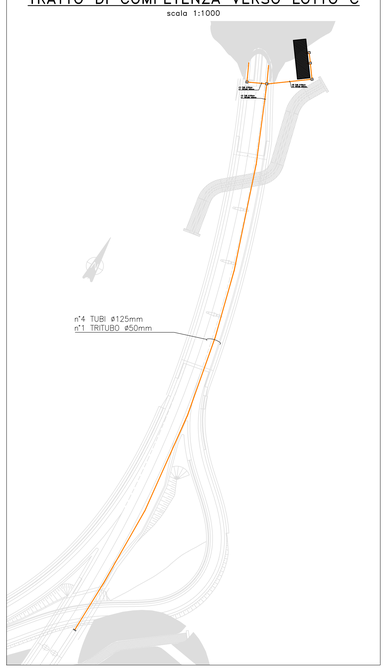

DISTRIBUZIONE ESTERNA CABINA TRLV4

scala 1:200

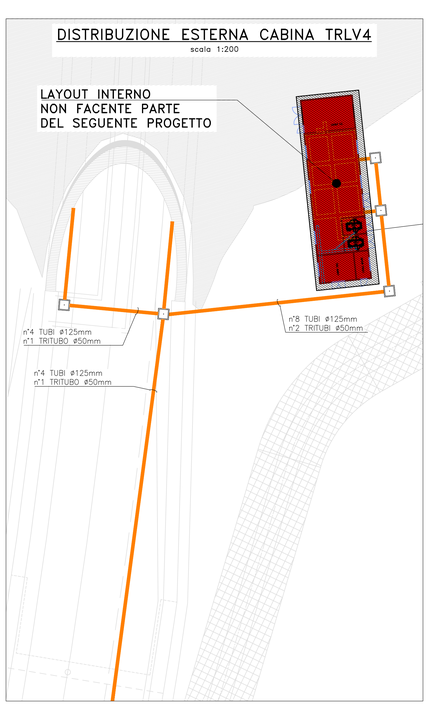

TIPICO PER BANCO TUBI – N.18 CAVIDOTTI INTERRATI

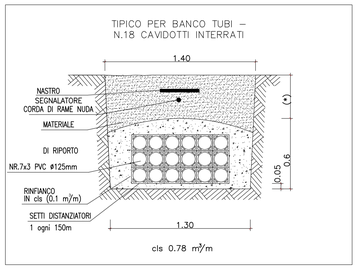

cls 0.78 m³/m

TIPICO PER BANCO TUBI – N.12 CAVIDOTTI INTERRATI

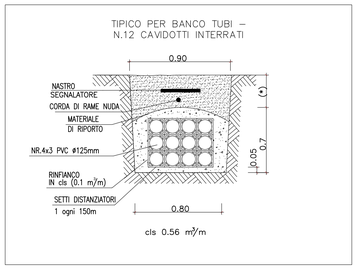

cls 0.56 m³/m

TIPICO PER BANCO TUBI – N.8 CAVIDOTTI INTERRATI

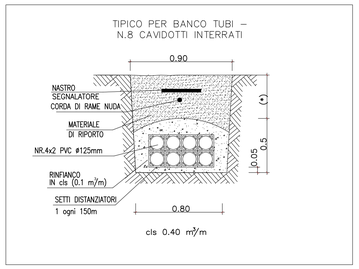

cls 0.40 m³/m

TIPICO PER BANCO TUBI – N.3 CAVIDOTTI INTERRATI

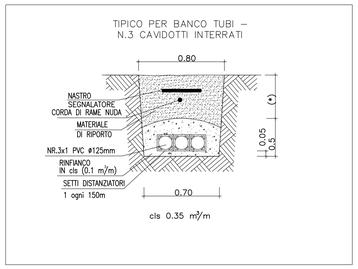

cls 0.35 m³/m

TIPICO PER BANCO TUBI – N.4 CAVIDOTTI INTERRATI E N.1 TRITUBO

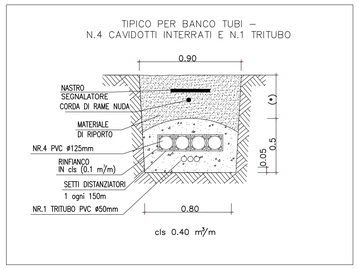

cls 0.40 m³/m

anas GRUPPO FS ITALIANE

Direzione Progettazione e Realizzazione Lavori

VARIANTE ALLA S.S. 1 "VIA AURELIA"
Viabilità di accesso all