TUBO IN PEAD
PN 6 – SDR 26
(NORME UNI EN 1401-1)

CARATTERISTICHE TECNICHE		
ø	SPESSORE S	PESO
mm	mm	kg/m
315	18.7	11.65
400	23.7	18.68
500	29.7	29.13
630	37.4	46.27
800	47.4	74.49

SEZIONE A–A

POZZETTO TIPO DI CALCESTRUZZO

SEZIONE A–A

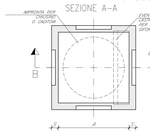

SEZIONE B–B

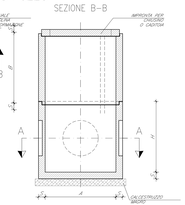

CARATTERISTICHE TECNICHE					
A (cm)	B (cm)	H (cm)	S (cm)	PESO (kg)
30	30	30	4	45
40	40	40	4,5	95
50	50	50	5	150
60	60	60	6	290
70	70	70	7	405
80	80	80	7	650
100	100	100	8	985

NOTA:
1. Gli spessori ed i pesi sono indicativi.
2. Lastronka per formazione sifone, ove prevista, per pozzetti di dim. fino a 60x60cm

IN07 2ø 200
TUBO IN CALCESTRUZZO ARMATO A BASE PIANA
CONFORME ALLA NORMA UNI EN 1916

SEZIONE A–A

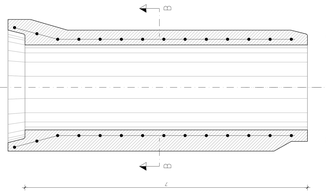

SEZIONE B–B

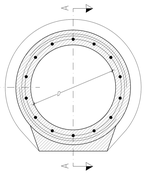

CARATTERISTICHE TECNICHE TUBO CIRCOLARE A BASE PIANA						
DIAMETRO D	LUNGHEZZA ELEMENTO L	SPESSORE S1	SPESSORE S2	PESO	RICOPRIMENTO MINIMO (Carichi di 1ª categoria)	CLASSE DI RESISTENZA MINIMA SECONDO UNI EN 1916
cm	cm	mm	mm	kg	cm	kN/m²
30	200	40	135	450	50	270
40	200	45	177	610		255
50	200	47	148	850	60	320
60	200	62	155	1050	70	190
70	200	67	196	1400		155
80	200	85	183	1750	90	150
100	200	110	208	2600		150
120	200	135	219	3600	100	150
140	200	140	275	4500	120	134
160	200	165	323	6000	130	130

N.B.: LE DIMENSIONI E GLI SPESSORI SONO INDICATIVI

EMBRICE CON RECAPITO A FOSSATO
Scala 1:20

SEZIONE A–A

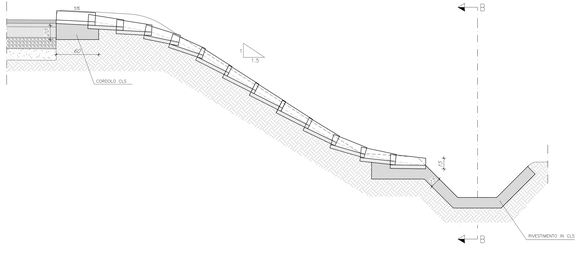

SEZIONE B–B

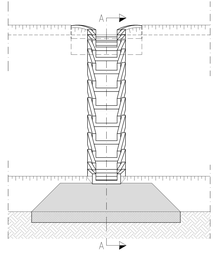

PIANTA

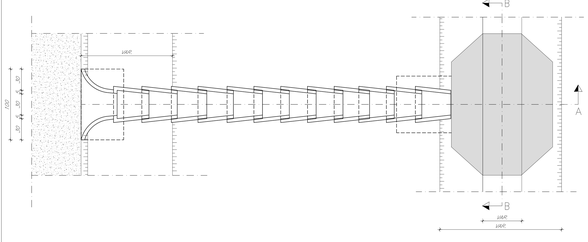

EMBRICE TIPO DI CALCESTRUZZO PER SCARPATA
Scala 1:10

SEZIONE A–A



PROSPETTO

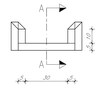

PIANTA

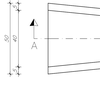

POZZETTO ISPEZIONABILE DI CALCESTRUZZO ARMATO

SEZIONE A–A
(per ricoprimento >110cm)

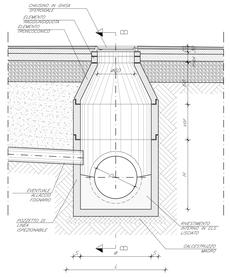

SEZIONE B–B
(per ricoprimento >110cm)

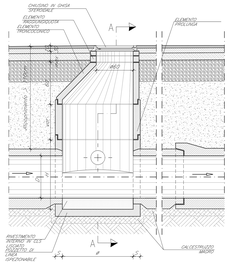

PIANTA

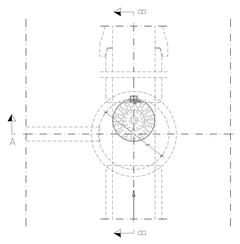

SEZIONE B–B
(per ricoprimento ≤110cm)

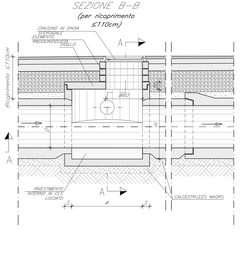

CHIUSINO	DIMENSIONI POZZETTO				
	A (cm)	B (cm)	H (cm)	S (cm)	PESO (Kg)
≤300	100	55			1200
400		65	15		1400
500		65			1400
600	120	85	20		2900

NOTA:
1. Gli spessori ed i pesi sono indicativi.

CHIUSINO DI GHISA SFEROIDALE SU TELAIO CIRCOLARE

SEZIONE A–A

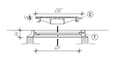

PIANTA

CADITOIA AD ASOLE DI GHISA SFEROIDALE

SEZIONE A–A

TELAIO

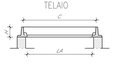

PIANTA

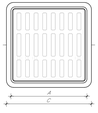

CARATTERISTICHE TECNICHE NORMA UNI EN 124								
COPERCHIO (C)							TELAIO (T)	
CLASSE	OPZIONI						LUCE NETTA DI (mm)	LUCE ESTERNA DE (mm)	INGOMBRO ESTERNO B (mm)	ALTEZZA H (mm)
	VE	TS	MA	RI	CH	GU				
C250						X	600	657.6	850	75
Peso Totale (kg) 59.5							36.1	23.4		
D400						X	600	657.6	850	100
Peso Totale (kg) 81							33	28		

NOTA:
1. VE= Fori ventilazione, TS= Tenuta stagna, MA= Manutenuta, RI= Rivestimento, CH= Dispositivo bloccaggio-chiusura, GU= Guarnizione.

CUNETTA
scala 1:20

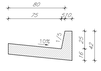

CARATTERISTICHE TECNICHE NORMA UNI EN 124/94				
DIMENSIONI POZZETTO (cm)		40x40	50x50	
CLASSE		C250	D400	C250	D400
Griglia	Luce netta LN×LB (mm)	350x350	450x450	
	Luce esterna A×B (mm)	425x425	530x530	
Telaio	Ingombro C×D (mm)	550x550	650x650	
	Altezza H (mm)	50	75	75	75
Peso (Kg)		23	33	36	46
Superficie di scarico (cm²)		659	659	1010	988

VI05 – CADITOIA TIPO
RACCORDO NON ISPEZIONABILE FRA CADITOIA E CONDOTTA FOGNARIA

SEZIONE A–A

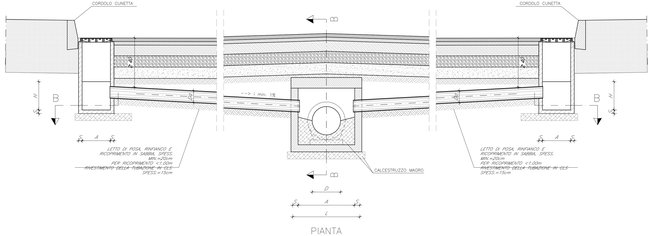

SEZIONE B–B

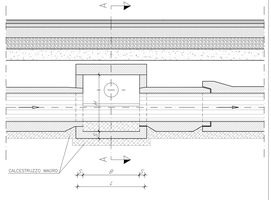

PIANTA

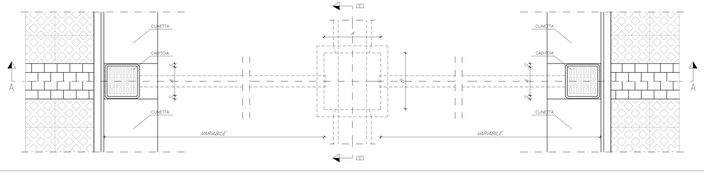

CHIUSINO	DIMENSIONI POZZETTO NON ISPEZIONABILE				
	A (cm)	B (cm)	H (cm)	PESO (Kg)	S (cm)
<300	80	60	60	400	6
400	80	80	80	620	7
500	100	100	100	920	8
600	100	100	100	920	8
800	120	120	120	1570	10
1000	150	150	150	3500	15
1200	150	150	150	3500	15
1400	200	200	220	8000	15

SEZIONE B–B

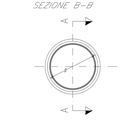

NV02–NV04–NV05–NV06

SEZIONE TIPO STRADALE IN TRINCEA CON CUNETTE LATERALI

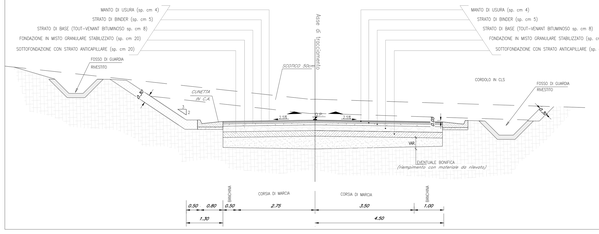

SEZIONE TIPO STRADALE A MEZZACOSTA

IV01–IV02
PARTICOLARE TIPO DRENAGGIO SU SCATOLARE
Scala 1:10

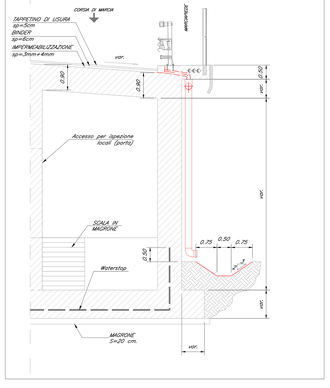

SEZIONE TIPO STRADALE IN RILEVATO

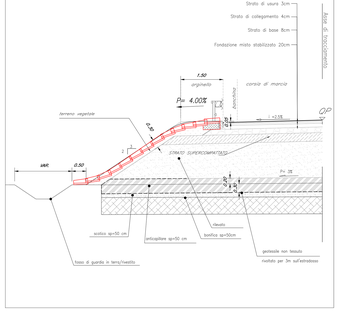

COMMITTENTE:

RFI RETE FERROVIARIA ITALIANA
GRUPPO FERROVIE DELLO STATO ITALIANE

PROGETTAZIONE:

ITALFERR
GRUPPO FERROVIE DELLO STATO ITALIANE

DIREZIONE TECNICA
U.O. COORDINAMENTO NO CAPTIVE E INGEGNERIA DI SISTEMA

PROGETTO DEFINITIVO

COLLEGAMENTO FERROVIARIO DELL'AEROPORTO DEL SALENTO CON LA STAZIONE DI BRINDISI

Dettagli costruttivi smaltimento acque di piattaforma stradale e ferroviaria

SCALA: VARIE

COMMESSA	LOTTO	FASE	ENTE	TIPO DOC.	OPERA/DISCIPLINA	PROGR.	REV.
IA7K	00	D	10	BZ	ID0002	004	B

Revis.	Descrizione	Redatto	Data	Verificato	Data	Approvato	Data	Autorizzato	Data
A	Emissione esecutiva	F.Luciani	Dic.2019	M. Viteri	Dic.2019	F. Paoletti	Dic.2019	G. Gerardis	Dic.2019
B	Emissione esecutiva	F.Luciani	Dic.2019	M. Viteri	Dic.2019	F. Paoletti	Dic.2019		

File: IA7K00D10BZID0002004B.dwg

A. Elab.: