

## MATRICE DI REVISIONE

REV	DATA	DESCRIZIONE MODIFICA

N.B.: LA TAVOLA SOSTITUISCE QUELLA RELATIVA AL CODICE E                   DEL PROGETTO ESECUTIVO



**COLLEGAMENTO AUTOSTRADALE  
DALMINE - COMO - VARESE - VALICO DEL GAGGIOLO E OPERE AD ESSO CONNESSE**  
CODICE C.U.P. F11B06000270007  
**TRATTE B1, B2, C, D, TRVA13+14, GREENWAY**

### AS BUILT

**TRATTA B1 - SVINCOLO DI LOMAZZO (da Pk - 0+850 a Pk +1+800)**  
IDROLOGIA E IDRAULICA  
INTERVENTI INTEGRATIVI DI PROTEZIONE SP33 E AREE INTERCLUSE  
SEZIONI FOSSO RAMPA D

#### IDENTIFICAZIONE ELABORATO

CODICE PROGETTO: F00107B

FASE PROGETTUALE	WBS			TRATTO D'OPERA	AMBITO	TIPO ELABORATO	PROGRESSIVO	REVISIONE
LOTTO	ZONA	OPERA						
A	0	A0X	TW000	0	IP	SZ	002	E

Scala: 1:200

DATA	DESCRIZIONE	REV
Novembre 2015	Emissione	E

**CONCEDENTE**

**CONCESSIONARIO**

Direttore Tecnico:  
Ing. Enrico Arini  
Referente Tecnico:  
Ing. Daniel Pacinelli

**APPROVATO**

Il Direttore dei Lavori:  
Ing. Francesco Domanico

#### IMPRESA

**RAGGRUPPAMENTO TEMPORANEO IMPRESE:**

<i>Mandatario</i> <b>STRABAG</b> A.G.	<i>Mandante</i> GLF Grandi Lavori Fincosit S.p.A.	<i>Mandante</i> Impresa costruzioni Giuseppe Maltauro S.p.A.	<i>Mandante cooptata</i> <b>STRABAG</b> S.p.A.
---	---	---	--



#### PROGETTISTA - PROGETTO ESECUTIVO DI DETTAGLIO

**RAGGRUPPAMENTO TEMPORANEO PROGETTISTI:**

<i>Mandatario</i> 3TI PROGETTI ITALIA INGEGNERIA INTEGRATA S.p.A.	<i>Mandante</i> GP Ingegneria srl GESTIONE PROGETTI DI INGEGNERIA	<i>Mandante</i> costruttori	<i>Mandante</i> Arch. Salvatore Vermiglio
---	---	--------------------------------	--

**RESPONSABILE DI PROGETTO ED INCARICATO  
DELL'INTEGRAZIONE FRA LE VARIE  
PRESTAZIONI:**  
Ing. Alberto Cecchini



#### ELABORAZIONE PROGETTUALE

**PROGETTISTA:**  
3TI PROGETTI ITALIA S.p.A.

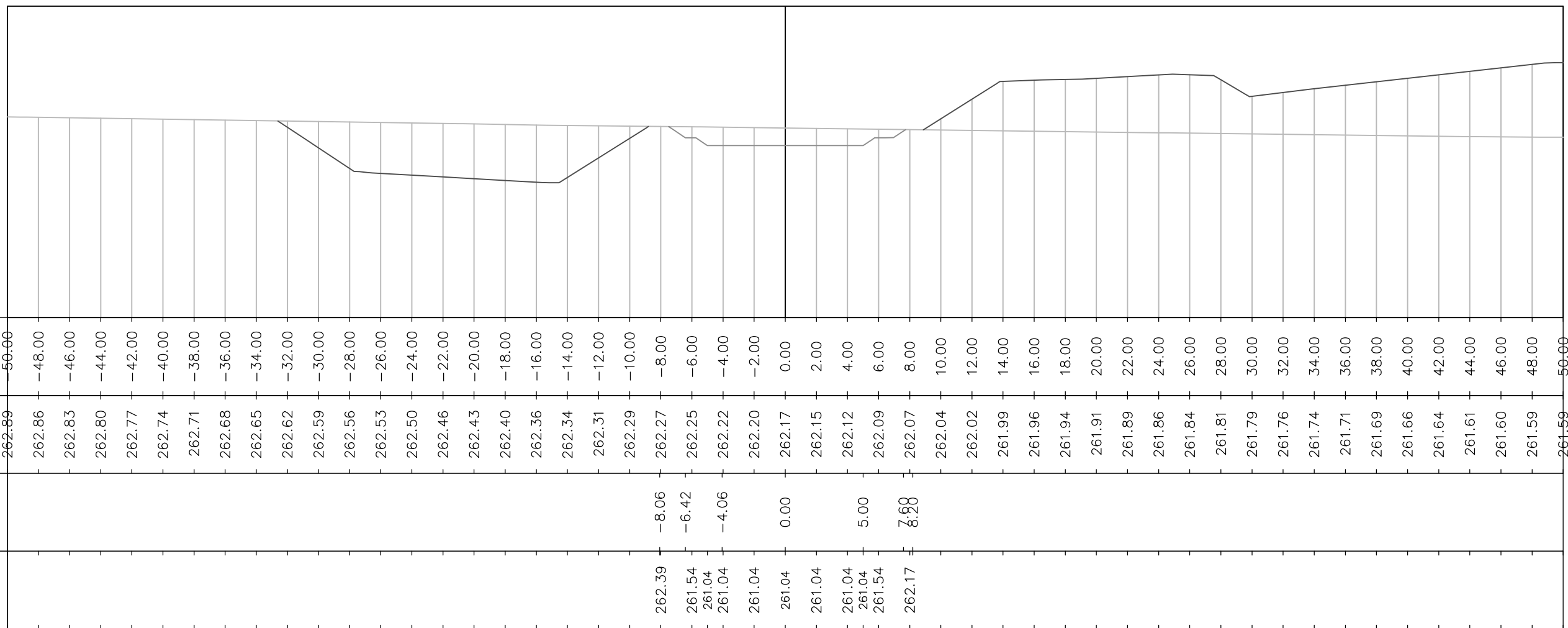
**3TI ITALIA S.p.A.**  
**DIRETTORE TECNICO**  
Ing. Stefano Luca Possati  
Ordine degli Ingegneri  
Provincia di Roma n. 20809

Redatto: Festa

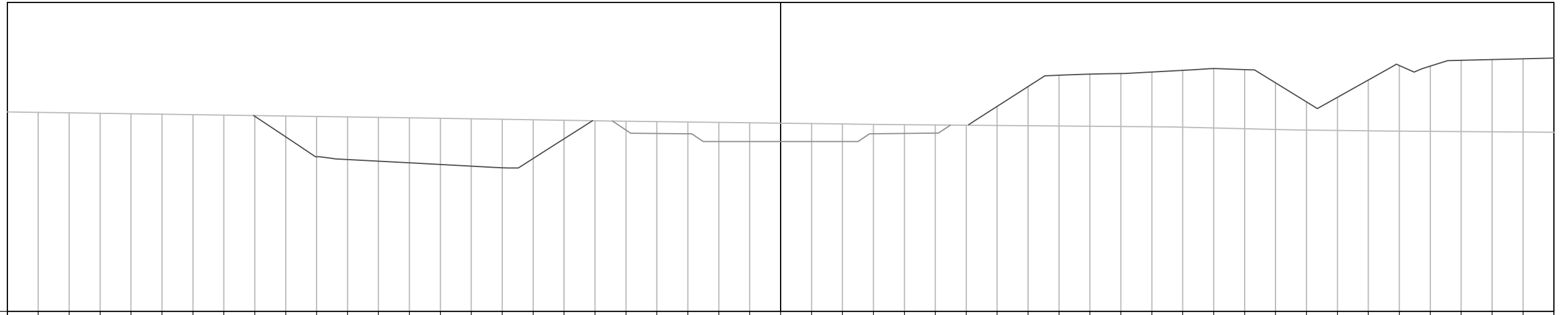
Verificato: Baglivo

Approvato: Possati

ASSE CENTRALE  
 Sez - 1  
 PROGRESSIVA 0+010.00  
 Q.R. =250.00

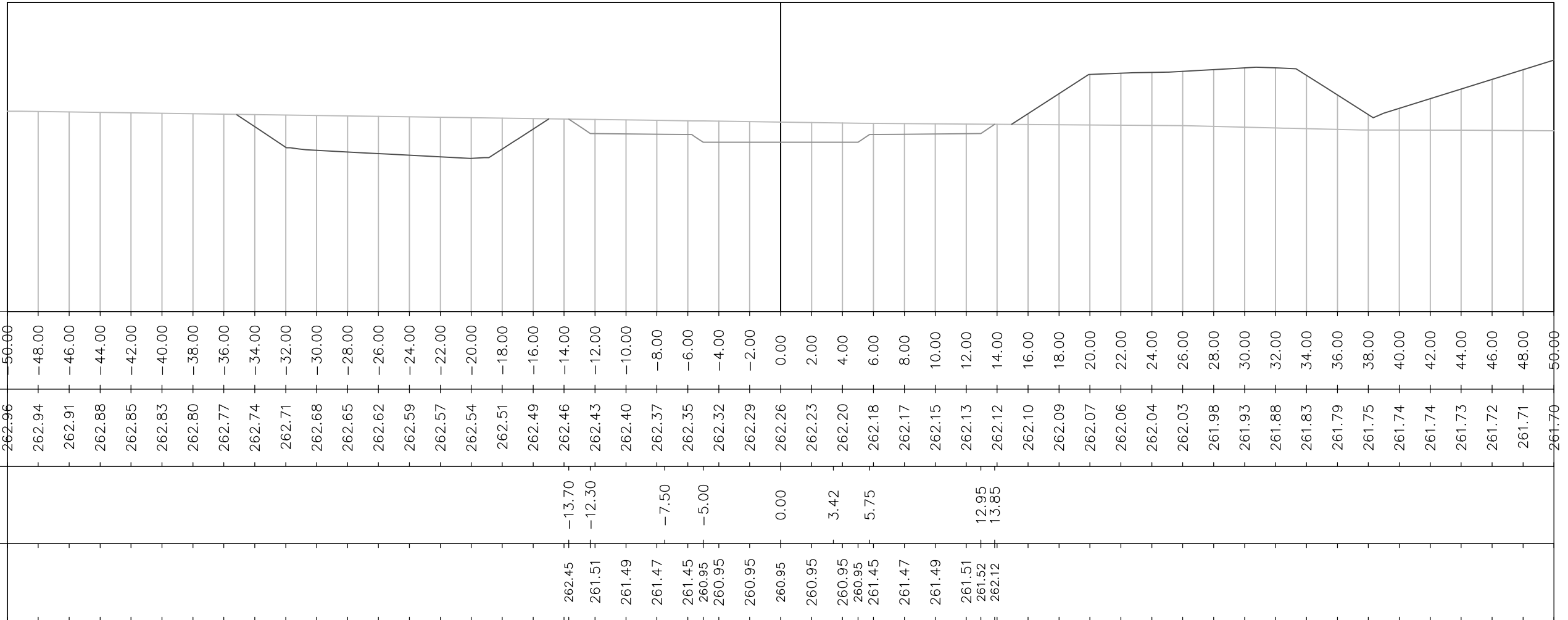


ASSE CENTRALE  
 Sez - 2  
 PROGRESSIVA 0+020.00  
 Q.R. =250.00

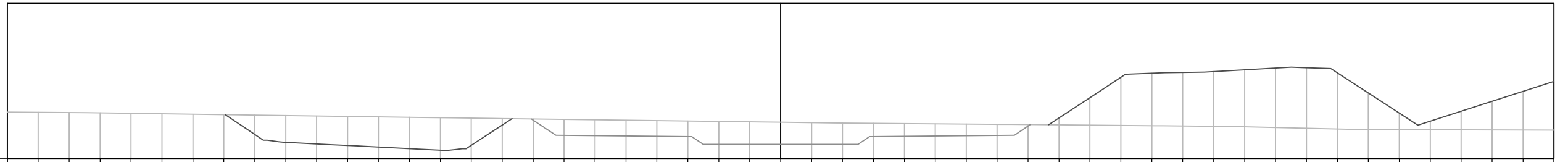


PROGRESSIVE TERRENO	QUOTE TERRENO	PROGRESSIVE VASCA	QUOTE PROGETTO
50.00	262.91		
48.00	262.88		
46.00	262.86		
44.00	262.83		
42.00	262.80		
40.00	262.77		
38.00	262.74		
36.00	262.71		
34.00	262.68		
32.00	262.65		
30.00	262.62		
28.00	262.59		
26.00	262.56		
24.00	262.53		
22.00	262.50		
20.00	262.47		
18.00	262.44		
16.00	262.41		
14.00	262.37		
12.00	262.34		
10.00	262.31	-10.87	262.32
8.00	262.29	-9.69	261.74
6.00	262.26	-5.00	261.52
4.00	262.23	0.00	261.50
2.00	262.21	5.00	261.00
0.00	262.18	10.21	261.00
2.00	262.15	10.98	261.50
4.00	262.13		261.52
6.00	262.10		261.54
8.00	262.08		262.06
10.00	262.06		
12.00	262.05		
14.00	262.03		
16.00	262.02		
18.00	262.00		
20.00	261.99		
22.00	261.97		
24.00	261.95		
26.00	261.93		
28.00	261.88		
30.00	261.83		
32.00	261.78		
34.00	261.74		
36.00	261.71		
38.00	261.69		
40.00	261.67		
42.00	261.65		
44.00	261.64		
46.00	261.62		
48.00	261.61		
50.00	261.59		

ASSE CENTRALE  
 Sez - 3  
 PROGRESSIVA 0+030.00  
 Q.R. =250.00

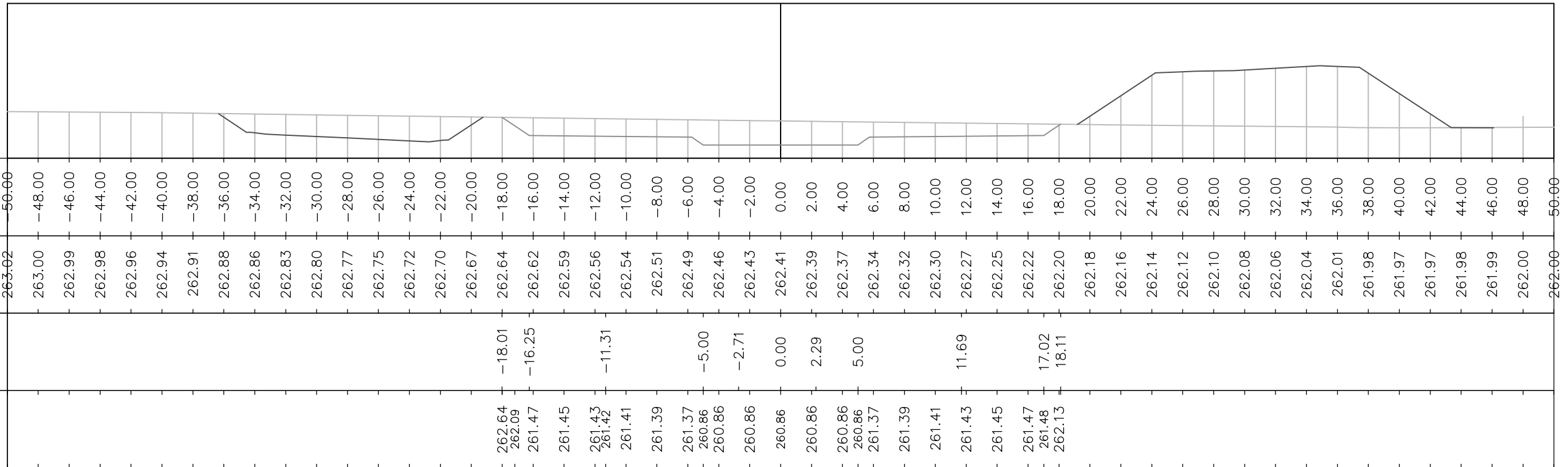


ASSE CENTRALE  
 Sez - 4  
 PROGRESSIVA 0+040.00  
 Q.R. =260.00

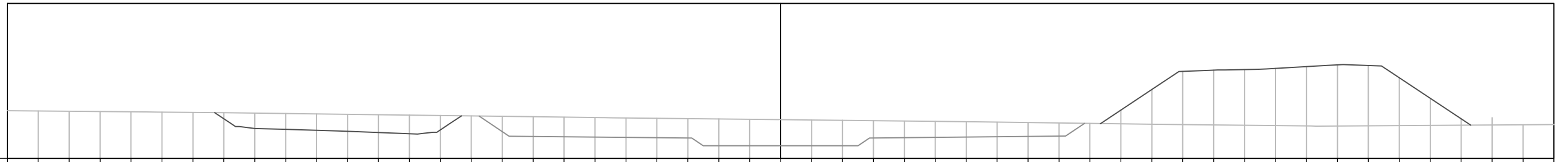


PROGRESSIVE TERRENO	QUOTE TERRENO	PROGRESSIVE VASCA	QUOTE PROGETTO
50.00	262.99		
48.00	262.98		
46.00	262.96		
44.00	262.94		
42.00	262.91		
40.00	262.88		
38.00	262.85		
36.00	262.83		
34.00	262.80		
32.00	262.77		
30.00	262.74		
28.00	262.71		
26.00	262.68		
24.00	262.65		
22.00	262.63		
20.00	262.60		
18.00	262.57		
16.00	262.55	-16.11	262.48
14.00	262.52	-14.53	261.50
12.00	262.49		261.47
10.00	262.47		261.45
8.00	262.44		261.43
6.00	262.42	-5.00	261.41
4.00	262.39		260.91
2.00	262.36		260.91
0.00	262.34	0.00	260.91
2.00	262.31		260.91
4.00	262.28	5.00	260.91
6.00	262.27		260.91
8.00	262.25		261.43
10.00	262.24		261.45
12.00	262.22		261.47
14.00	262.21		261.49
16.00	262.19	15.12	261.50
18.00	262.17	16.14	262.09
20.00	262.15		
22.00	262.13		
24.00	262.11		
26.00	262.09		
28.00	262.07		
30.00	262.04		
32.00	261.99		
34.00	261.95		
36.00	261.90		
38.00	261.86		
40.00	261.86		
42.00	261.85		
44.00	261.85		
46.00	261.84		
48.00	261.84		
50.00	261.83		

ASSE CENTRALE  
 Sez - 5  
 PROGRESSIVA 0+050.00  
 Q.R. =260.00

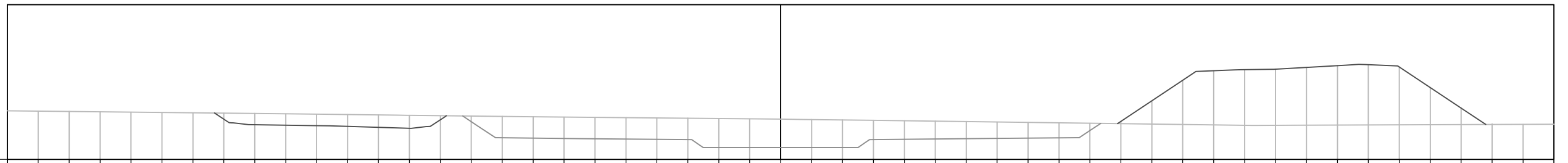


ASSE CENTRALE  
 Sez - 6  
 PROGRESSIVA 0+060.00  
 Q.R. =260.00



PROGRESSIVE TERRENO	QUOTE TERRENO	PROGRESSIVE VASCA	QUOTE PROGETTO
50.00	263.08		
-48.00	263.06		
-46.00	263.04		
-44.00	263.03		
-42.00	263.01		
-40.00	262.99		
-38.00	262.97		
-36.00	262.95		
-34.00	262.92		
-32.00	262.90		
-30.00	262.87		
-28.00	262.85		
-26.00	262.82		
-24.00	262.79		
-22.00	262.77		
-20.00	262.74	-19.50	262.74
-18.00	262.72	-17.55	261.74
-16.00	262.69		261.42
-14.00	262.66		261.40
-12.00	262.64		261.38
-10.00	262.61		261.36
-8.00	262.59		261.34
-6.00	262.57		261.32
-4.00	262.55	-5.00	260.82
-2.00	262.53		260.82
0.00	262.51	0.00	260.82
2.00	262.49		260.82
4.00	262.46	5.00	260.82
6.00	262.44		261.32
8.00	262.41		261.34
10.00	262.39		261.36
12.00	262.37		261.38
14.00	262.34		261.40
16.00	262.31		261.42
18.00	262.28	18.43	261.44
20.00	262.26	19.65	262.26
22.00	262.23		
24.00	262.20		
26.00	262.18		
28.00	262.16		
30.00	262.14		
32.00	262.12		
34.00	262.09		
36.00	262.09		
38.00	262.11		
40.00	262.12		
42.00	262.13		
44.00	262.15		
46.00	262.16		
48.00	262.17		
50.00	262.18		

ASSE CENTRALE  
 Sez - 7  
 PROGRESSIVA 0+070.00  
 Q.R. =260.00

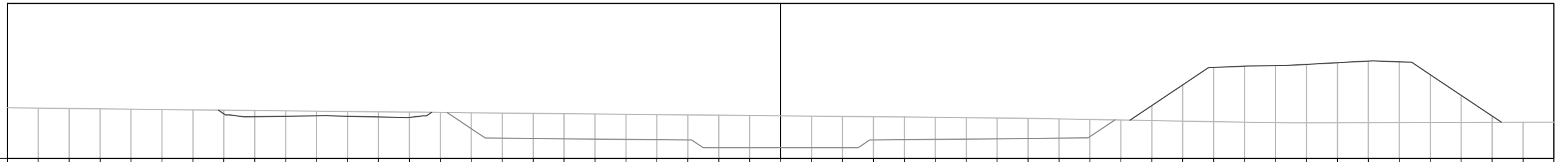


PROGRESSIVE TERRENO	QUOTE TERRENO	PROGRESSIVE VASCA	QUOTE PROGETTO
50+00	263.15		
-48.00	263.13		
-46.00	263.10		
-44.00	263.08		
-42.00	263.06		
-40.00	263.04		
-38.00	263.01		
-36.00	262.99		
-34.00	262.97		
-32.00	262.95		
-30.00	262.92		
-28.00	262.90		
-26.00	262.87		
-24.00	262.85		
-22.00	262.83		
-20.00	262.80	-20.55	<del>262.81</del> 262.44
-18.00	262.78	-18.44	<del>261.40</del> 261.40
-16.00	262.76		261.38
-14.00	262.74		261.36
-12.00	262.72	-12.94	<del>261.35</del> 261.34
-10.00	262.70		261.32
-8.00	262.69		261.30
-6.00	262.67		261.28
-4.00	262.64	-5.00	<del>260.77</del> 260.77
-2.00	262.62	-2.87	<del>260.77</del> 260.77
0.00	262.60	0.00	260.77
2.00	262.58	2.13	260.77
4.00	262.56	5.00	260.77
6.00	262.53		261.28
8.00	262.50		261.30
10.00	262.48		261.32
12.00	262.45		261.34
14.00	262.42	13.39	<del>261.35</del> 261.36
16.00	262.39		261.38
18.00	262.37		261.40
20.00	262.34	19.31	<del>261.41</del> 261.41
22.00	262.31	20.69	<del>261.37</del> 262.35
24.00	262.28		
26.00	262.26		
28.00	262.23		
30.00	262.20		
32.00	262.20		
34.00	262.21		
36.00	262.22		
38.00	262.23		
40.00	262.23		
42.00	262.24		
44.00	262.25		
46.00	262.26		
48.00	262.27		
50+60	262.27		



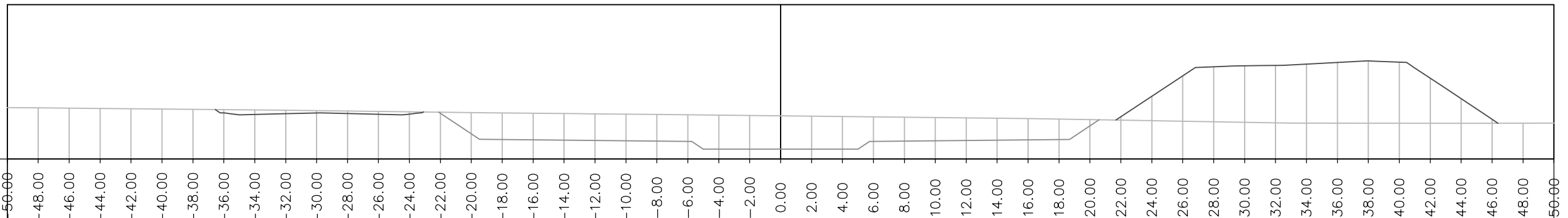


ASSE CENTRALE  
 Sez - 9  
 PROGRESSIVA 0+090.00  
 Q.R. =260.00



PROGRESSIVE TERRENO	QUOTE TERRENO	PROGRESSIVE VASCA	QUOTE PROGETTO
50.00	263.27		
-48.00	263.25		
-46.00	263.22		
-44.00	263.20		
-42.00	263.18		
-40.00	263.16		
-38.00	263.14		
-36.00	263.12		
-34.00	263.10		
-32.00	263.07		
-30.00	263.05		
-28.00	263.03		
-26.00	263.01		
-24.00	262.99		
-22.00	262.97	-21.56	262.97
-20.00	262.95	-19.09	261.93
-18.00	262.93		261.32
-16.00	262.91		261.31
-14.00	262.89		261.29
-12.00	262.87		261.27
-10.00	262.85		261.25
-8.00	262.83	-8.73	261.23
-6.00	262.81		261.21
-4.00	262.79	-5.00	261.19
-2.00	262.77		260.69
0.00	262.75	0.00	260.69
2.00	262.73		260.69
4.00	262.72	3.88	260.69
6.00	262.70		260.69
8.00	262.68		261.19
10.00	262.66		261.21
12.00	262.63		261.23
14.00	262.61		261.25
16.00	262.59		261.27
18.00	262.55	16.71	261.29
20.00	262.52	19.89	261.29
22.00	262.48	21.63	261.31
24.00	262.45		261.40
26.00	262.41		262.49
28.00	262.38		
30.00	262.34		
32.00	262.31		
34.00	262.31		
36.00	262.31		
38.00	262.32		
40.00	262.32		
42.00	262.32		
44.00	262.33		
46.00	262.33		
48.00	262.34		
50.00	262.34		

ASSE CENTRALE  
 Sez - 10  
 PROGRESSIVA 0+100.00  
 Q.R. =260.00



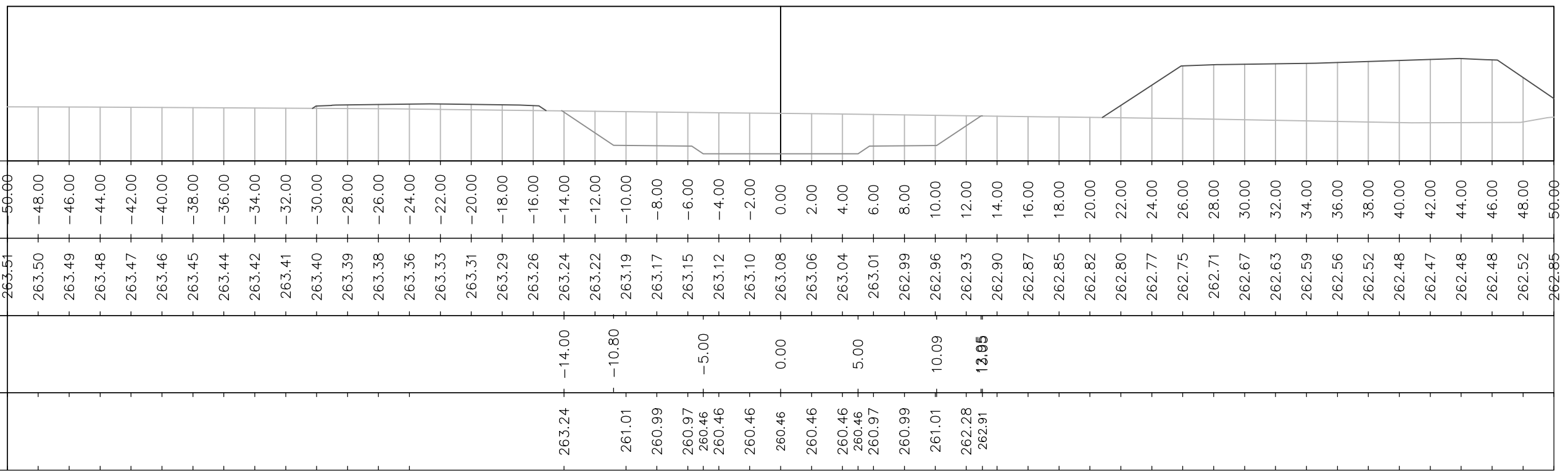
PROGRESSIVE TERRENO	50.00	-48.00	-46.00	-44.00	-42.00	-40.00	-38.00	-36.00	-34.00	-32.00	-30.00	-28.00	-26.00	-24.00	-22.00	-20.00	-18.00	-16.00	-14.00	-12.00	-10.00	-8.00	-6.00	-4.00	-2.00	0.00	2.00	4.00	6.00	8.00	10.00	12.00	14.00	16.00	18.00	20.00	22.00	24.00	26.00	28.00	30.00	32.00	34.00	36.00	38.00	40.00	42.00	44.00	46.00	48.00	50.00																																																																																					
QUOTE TERRENO	263.33	263.32	263.30	263.28	263.26	263.24	263.22	263.20	263.18	263.16	263.14	263.11	263.09	263.06	263.04	263.01	262.99	262.97	262.95	262.93	262.91	262.89	262.87	262.85	262.82	262.80	262.78	262.76	262.74	262.71	262.69	262.67	262.65	262.63	262.59	262.56	262.52	262.49	262.45	262.42	262.38	262.35	262.33	262.32	262.32	262.31	262.31	262.31	262.31	262.32	262.32																																																																																					
PROGRESSIVE VASCA															-22.11	-19.47								-5.00		0.00																																																																																																														
QUOTE PROGETTO															262.97	261.63	261.26	261.24	261.22	261.20	261.18	261.16	261.14	260.64	260.64	260.64	260.64	260.64	261.14	261.16	261.18	261.20	261.22	261.24	261.26	261.27	261.29	261.34	261.37	261.40	261.42	261.44	261.46	261.48	261.50	261.52	261.54	261.56	261.58	261.60	261.62	261.64	261.66	261.68	261.70	261.72	261.74	261.76	261.78	261.80	261.82	261.84	261.86	261.88	261.90	261.92	261.94	261.96	261.98	262.00	262.02	262.04	262.06	262.08	262.10	262.12	262.14	262.16	262.18	262.20	262.22	262.24	262.26	262.28	262.30	262.32	262.34	262.36	262.38	262.40	262.42	262.44	262.46	262.48	262.50	262.52	262.54	262.56	262.58	262.60	262.62	262.64	262.66	262.68	262.70	262.72	262.74	262.76	262.78	262.80	262.82	262.84	262.86	262.88	262.90	262.92	262.94	262.96	262.98	263.00	263.02	263.04	263.06	263.08	263.10	263.12	263.14	263.16	263.18	263.20	263.22	263.24	263.26	263.28	263.30	263.32

ASSE CENTRALE  
 Sez - 13  
 PROGRESSIVA 0+130.00  
 Q.R. =260.00



PROGRESSIVE TERRENO	QUOTE TERRENO	PROGRESSIVE VASCA	QUOTE PROGETTO
50.00	263.51		
-48.00	263.50		
-46.00	263.50		
-44.00	263.49		
-42.00	263.47		
-40.00	263.45		
-38.00	263.43		
-36.00	263.40		
-34.00	263.38		
-32.00	263.35		
-30.00	263.33		
-28.00	263.30		
-26.00	263.28		
-24.00	263.26		
-22.00	263.23		
-20.00	263.21		
-18.00	263.18		
-16.00	263.16	-16.90	263.16
-14.00	263.14	-13.20	261.08
-12.00	263.11		261.07
-10.00	263.08		261.05
-8.00	263.06		261.03
-6.00	263.03	-5.00	261.01
-4.00	263.00		260.51
-2.00	262.98	-2.24	260.51
0.00	262.96	0.00	260.51
2.00	262.94	2.76	260.51
4.00	262.92	5.00	260.51
6.00	262.90		261.01
8.00	262.88	9.06	261.03
10.00	262.86		261.05
12.00	262.84	12.47	261.07
14.00	262.82	15.08	262.82
16.00	262.80		
18.00	262.79		
20.00	262.77		
22.00	262.75		
24.00	262.73		
26.00	262.70		
28.00	262.68		
30.00	262.66		
32.00	262.64		
34.00	262.62		
36.00	262.60		
38.00	262.58		
40.00	262.56		
42.00	262.54		
44.00	262.53		
46.00	262.54		
48.00	262.55		
50.00	262.63		

ASSE CENTRALE  
 Sez - 14  
 PROGRESSIVA 0+140.00  
 Q.R. =260.00



ASSE CENTRALE  
 Sez - 15  
 PROGRESSIVA 0+150.00  
 Q.R. =260.00

