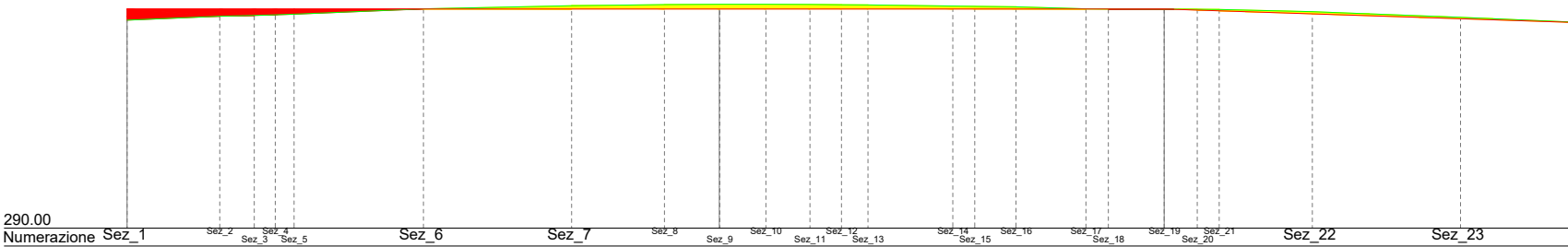

Numerazione	Quote terreno	Progressive	Quote progetto	Quote prg. liv.	Quote rosse
Sez_1	318.09	0.00	319.61		1.52
Sez_2	318.62	12.50		319.61	0.99
Sez_3	318.73	17.17		319.61	0.88
Sez_4	318.81	20.00		319.61	0.79
Sez_5	318.89	22.54		319.61	0.71
Sez_6	319.61	40.00		319.61	0.00 0.00
Sez_7	320.05	60.00		319.61	-0.44
Sez_8	320.20	72.54		319.61	-0.59
Sez_9	320.23	80.00	319.61	319.61	-0.62 -0.62
Sez_10	320.24	86.22		319.61	-0.63
Sez_11	320.21	92.17		319.61	-0.60
Sez_12	320.18	96.43		319.61	-0.57
Sez_13	320.14	100.00		319.61	-0.53
Sez_14	319.99	111.46		319.61	-0.38
Sez_15	319.96	114.43		319.61	-0.35
Sez_16	319.89	120.00		319.61	-0.29
Sez_17	319.63	129.43		319.61	-0.02
Sez_18	319.61	132.46		319.61	0.00 0.00
Sez_19	319.57	140.00	319.61	319.61	0.04 0.00
Sez_20	319.55	144.46		319.46	-0.09
Sez_21	319.53	147.43		319.36	-0.17
Sez_22	319.24	160.00		318.94	-0.30
Sez_23	318.47	180.00		318.28	-0.19

Parziali	Dislivelli	Pendenze
12.50	0.53	4.3 %
4.67	0.11	2.3 %
2.83	0.08	2.9 %
2.54	0.08	3.3 %
17.46	0.71	4.1 %
20.00	0.44	2.2 %
12.54	0.15	1.2 %
7.46	0.03	0.4 %
6.22	0.01	0.1 %
5.95	-0.03	-0.6 %
4.26	-0.03	-0.7 %
3.57	-0.03	-0.9 %
11.46	-0.15	-1.3 %
2.97	-0.03	-1.2 %
5.57	-0.06	-1.1 %
9.43	-0.27	-2.8 %
3.03	-0.02	-0.6 %
7.54	-0.04	-0.5 %
4.46	-0.02	-0.5 %
2.97	-0.01	-0.5 %
12.57	-0.29	-2.3 %
20.00	-0.78	-3.9 %
20.00	-0.85	-4.2 %

Planimetria 226.49

Progressive	Parziali	Parziali	Pendenze	Aree
0.00	79.94	0.00	0.0 %	
79.94	60.06	0.00	0.0 %	
140.00	60.00	-1.99	-3.3 %	

PROFILO LONGITUDINALE WTG 09

scala 1:500

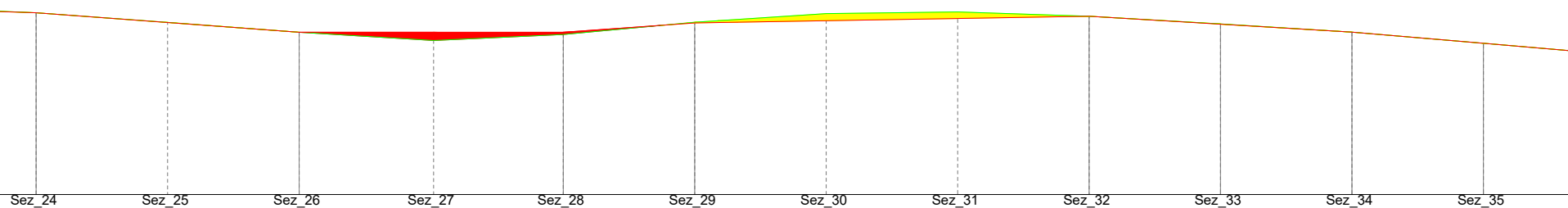

Sez_24	Sez_25	Sez_26	Sez_27	Sez_28	Sez_29	Sez_30	Sez_31	Sez_32	Sez_33	Sez_34	Sez_35
317.62	316.17	314.65	313.41	314.33	316.19	317.50	317.76	317.11	315.94	314.70	313.00
200.00	220.00	240.03	260.47	280.19	300.20	320.20	340.20	360.20	380.18	400.18	420.19
317.62		314.65		314.65	316.08			317.11	315.90	314.70	312.99
317.62	316.14	314.65	314.66	314.66	316.08	316.42	316.76	317.11	315.90	314.70	312.99
0.00	-0.03	0.00	1.25	0.33	0.00 -0.11	-1.08	-1.00	0.00	-0.04	0.00	-0.01
200.00		240.03		280.19	300.20			360.20	380.18	400.18	420.19

20.00	20.03	20.44	19.73	20.00	20.00	20.00	20.00	19.98	20.00	20.00	20.00
-1.45	-1.52	-1.25	0.92	1.86	1.31	0.27	-0.66	-1.17	-1.24	-1.70	-1.72
-7.2 %	-7.6 %	-6.1 %	4.7 %	9.3 %	6.5 %	1.3 %	-3.3 %	-5.9 %	-6.2 %	-8.5 %	-8.6 %

5.40	6.80	7.79	6.80	8.19	5.34	273.97

40.03	40.17	20.00	60.01	19.98	20.00	20.00	20.00
-2.97	0.00	1.42	1.03	-1.21	-1.21	-1.71	-1.71
-7.4 %	0.0 %	7.1 %	1.7 %	-6.0 %	-6.0 %	-8.6 %	-8.5 %

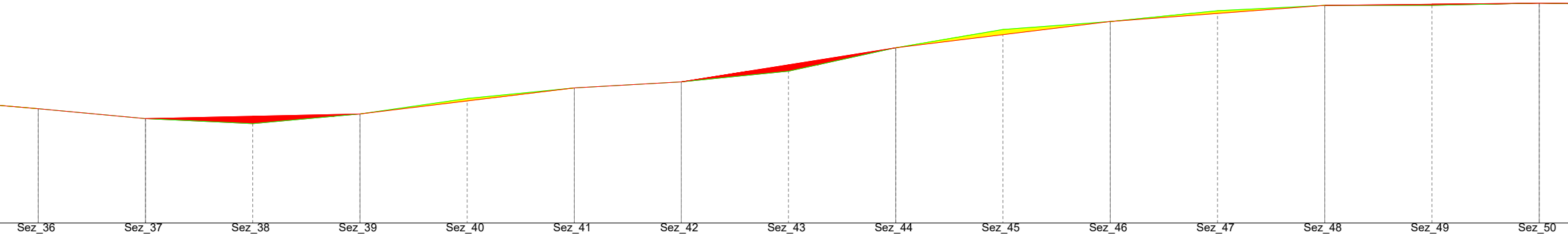

Sez_36		Sez_37		Sez_38		Sez_39		Sez_40		Sez_41		Sez_42		Sez_43		Sez_44		Sez_45		Sez_46		Sez_47		Sez_48		Sez_49		Sez_50
311.28		309.45		308.51		310.31		313.19		315.15		316.27		318.25		322.63		326.03		327.51		329.51		330.51		330.51		330.95
	20.00		20.00		20.00		20.00		20.00		19.93		20.00		20.00		19.99		20.02		20.00		20.00		20.00		20.01	
440.19		460.19		480.19		500.20		520.20		540.20		560.13		580.14		600.14		620.13		640.15		660.16		680.16		700.16		720.17
	-1.83		-0.93		1.79		2.88		1.96		1.12		1.98		4.38		3.40		1.49		2.00		1.00		0.00		0.44	
	-9.1 %		-4.7 %		9.0 %		14.4 %		9.8 %		5.6 %		9.9 %		21.9 %		17.0 %		7.4 %		10.0 %		5.0 %		0.0 %		2.2 %	
										233.38																		
311.28		309.45				310.31				315.15		316.27				322.63				327.51				330.51				330.95
311.28		309.45		309.88		310.31		312.73		315.15		316.27		319.45		322.63		325.07		327.51		329.01		330.51		330.73		330.95
0.00		0.00		1.36		0.00		-0.46		0.00		0.00		1.20		0.00		-0.96		0.00		-0.50		0.00		0.22		0.00
440.19		460.19				500.20				540.20		560.13				600.14				640.15				680.16				720.17
	20.00			40.00				40.00			19.93			40.01				40.01				40.01				40.01		
	-1.83			0.86				4.84			1.12			6.36				4.88				3.00				0.44		
	-9.1 %			2.1 %				12.1 %			5.6 %			15.9 %				12.2 %				7.5 %				1.1 %		

Area sterro = 175.91 | Area riporto = 146.42

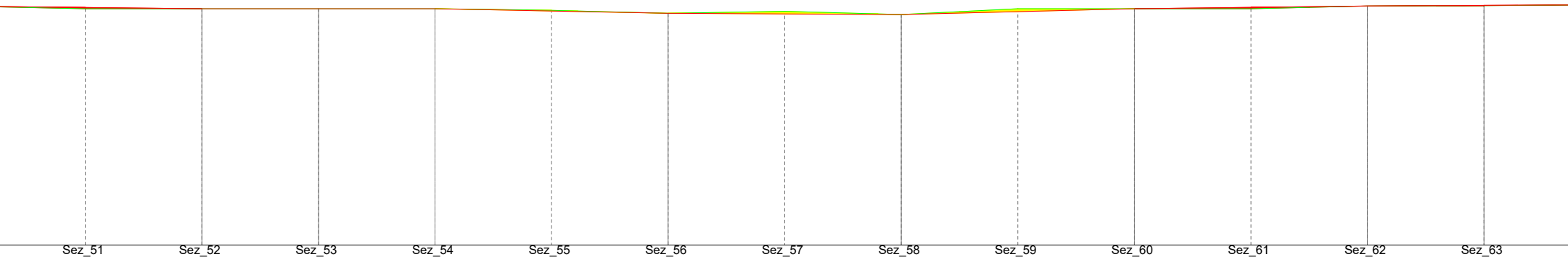

Sez_51	Sez_52	Sez_53	Sez_54	Sez_55	Sez_56	Sez_57	Sez_58	Sez_59	Sez_60	Sez_61	Sez_62	Sez_63
330.51	330.51	330.51	330.51	330.24	329.74	330.08	329.51	330.51	330.51	330.51	330.99	331.05
740.17	760.18	780.19	800.19	820.19	840.19	860.19	880.19	900.19	920.19	940.19	960.19	980.19
	330.51	330.51	330.51		329.74		329.51		330.51		330.99	331.10
330.73	330.51	330.51	330.51	330.13	329.74	329.63	329.51	330.01	330.51	330.75	330.99	331.10
0.22	0.00	0.00	0.00	-0.11	0.00	-0.45	0.00	-0.50	0.00	0.24	0.00	0.04
	760.18	780.19	800.19		840.19		880.19		920.19		960.19	980.19

20.00	20.01	20.01	20.00	20.00	20.00	20.00	20.00	20.00	20.00	20.00	20.00	20.00	20.00
-0.44	0.00	0.00	0.00	-0.27	-0.50	0.34	-0.57	1.00	0.00	0.00	0.48	0.06	0.15
-2.2 %	0.0 %	0.0 %	0.0 %	-1.4 %	-2.5 %	1.7 %	-2.8 %	5.0 %	0.0 %	0.0 %	2.4 %	0.3 %	0.8 %

260.65

40.01	20.01	20.00	40.00	40.00	40.00	40.00	20.00	20.00
-0.44	0.00	0.00	-0.78	-0.22	1.00	0.48	0.11	0.11
-1.1 %	0.0 %	0.0 %	-1.9 %	-0.6 %	2.5 %	1.2 %	0.5 %	0.5 %

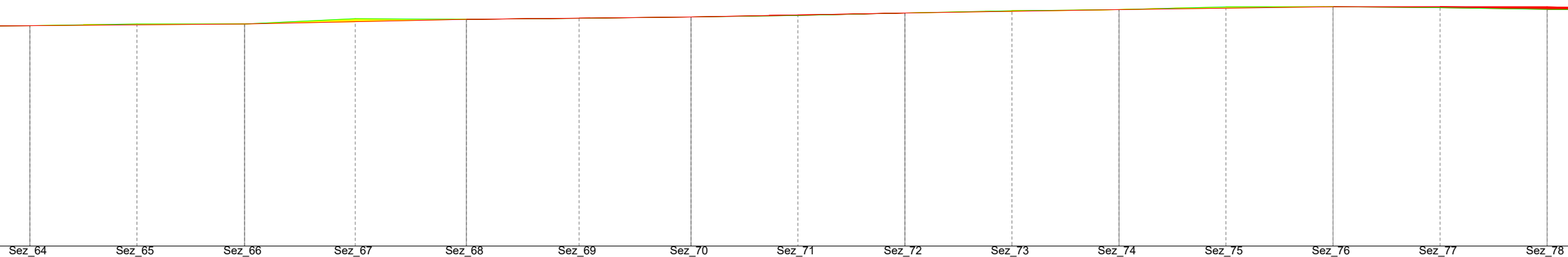

Sez_64		Sez_65		Sez_66		Sez_67		Sez_68		Sez_69		Sez_70		Sez_71		Sez_72		Sez_73		Sez_74		Sez_75		Sez_76		Sez_77		Sez_78
331.20		331.51		331.51		332.51		332.38		332.58		332.83		333.10		333.57		333.99		334.20		334.72		334.74		334.56		334.25
	20.00		20.11		20.68		20.77		21.05		20.92		19.96		20.00		20.00		20.00		20.00		20.00		20.00		20.00	
1000.19		1020.19		1040.30		1060.98		1081.75		1102.80		1123.71		1143.67		1163.67		1183.67		1203.67		1223.67		1243.67		1263.67		1283.67
	0.31		0.00		1.00		-0.14		0.20		0.25		0.27		0.47		0.41		0.21		0.52		0.02		-0.18		-0.30	
	1.6 %		0.0 %		4.8 %		-0.7 %		1.0 %		1.2 %		1.4 %		2.4 %		2.1 %		1.0 %		2.6 %		0.1 %		-0.9 %		-1.5 %	

7.79 8.79 7.19 8.39 9.39 7.19 7.79 6.99 6.00 5.20 316.11

Sez_64		Sez_65		Sez_66		Sez_67		Sez_68		Sez_69		Sez_70		Sez_71		Sez_72		Sez_73		Sez_74		Sez_75		Sez_76		Sez_77		Sez_78
331.20				331.51				332.38				332.83				333.57				334.20				334.74				334.74
331.20		331.36		331.51		331.94		332.38		332.60		332.83		333.20		333.57		333.89		334.20		334.47		334.74		334.74		334.74
0.00		-0.16		0.00		-0.57		0.00		0.02		0.00		0.10		0.00		-0.10		0.00		-0.25		0.00		0.18		0.49
1000.19				1040.30				1081.75				1123.71				1163.67				1203.67				1243.67				1283.67
		40.11				41.44				41.97				39.96				40.00				40.00				40.00		
		0.31				0.86				0.45				0.75				0.62				0.54				0.00		
		0.8 %				2.1 %				1.1 %				1.9 %				1.6 %				1.4 %				0.0 %		

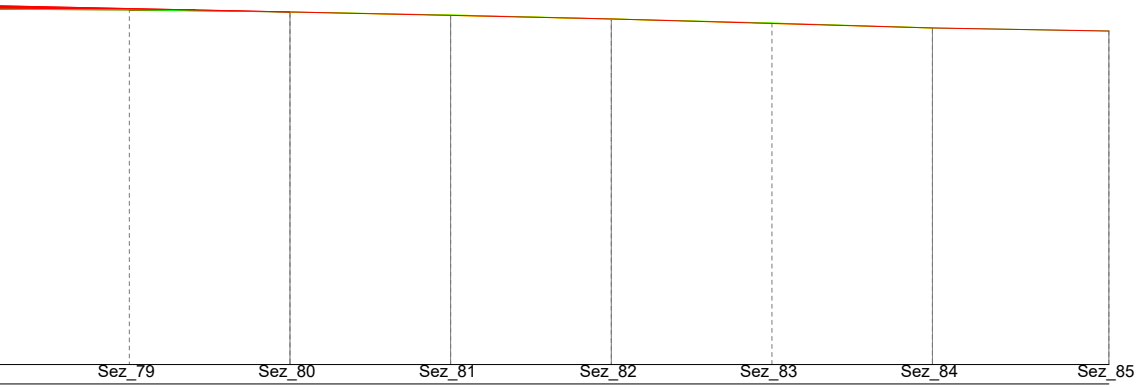

	Sez_79		Sez_80		Sez_81		Sez_82		Sez_83		Sez_84		Sez_85
	334.14		333.89		333.51		333.02		332.51		331.89		331.51
20.00		20.00		20.00		20.00		20.00		20.00		21.97	
	1303.67		1323.67		1343.67		1363.67		1383.67		1403.67		1425.64
-0.11		-0.25		-0.38		-0.49		-0.51		-0.63		-0.37	
-0.5 %		-1.2 %		-1.9 %		-2.5 %		-2.5 %		-3.1 %		-1.7 %	
			333.89		333.46		333.02				331.89		331.51
	334.32		333.89		333.46		333.02		332.45		331.89		
	0.17		0.00		-0.06		0.00		-0.06		0.00		0.00
			1323.67		1343.67		1363.67				1403.67		1425.64
	40.00			20.00		20.00			40.00			21.97	
	-0.85			-0.44		-0.44			-1.14			-0.37	
	-2.1 %			-2.2 %		-2.2 %			-2.8 %			-1.7 %	

REGIONE BASILICATA

COMUNE DI MONTEMILONE

COMUNE DI VENOSA

Provincia Potenza

PROGETTO DEFINITIVO RELATIVO ALLA REALIZZAZIONE DI UN IMPIANTO EOLICO COSTITUITO DA 11 AEROGENERATORI E DALLE RELATIVE OPERE DI CONNESSIONE ALLA R.T.N.

Impianto "GAUDIANO" potenza complessiva 72,6 MW

PROFILI LONGITUDINALI - WTG 09

SCALA 1:500

ELABORATO

A.16.a.14.09

PROPONENTE:

Nausicaa srl
Via Tadino 52 - 20124 MILANO
PI 11052930960
postmaster@pec.nausicaa-srl.it

NAUSICAA SRL
VIA TADINO 52
20124 MILANO
PI 11052930960

PROGETTO E SIA:

Il DIRETTORE TECNICO
Dott. Ing. Orazio Tricarico

ORAZIO TRICARICO
Sez. A - 4985

CONSULENZA:

0	APRILE 2021	B.B.	A.A. - O.T.	A.A. - O.T.	*Progetto definitivo*
EM./REV.	DATA	REDATTO	VERIFICATO	APPROVATO	DESCRIZIONE