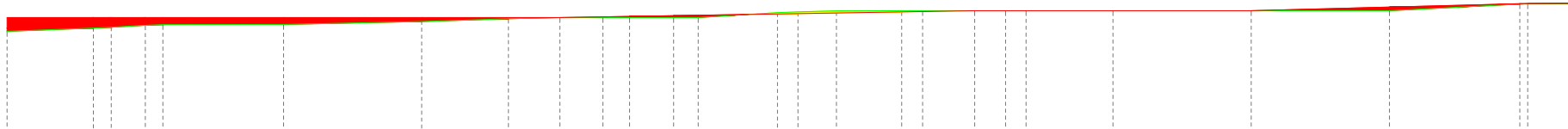

Numerazione	Quote terreno	Parziali	Progressive	Dislivelli	Pendenze	Quote progetto	Quote prg. liv.	Quote rosse	Progressive
Sez_1	314.95		0.00			316.95		2.00	0.00
		12.50		0.48	3.9 %				
Sez_2	315.43		12.50				316.95	1.52	
		2.56		0.11	4.3 %				
	315.54		15.06				316.95	1.41	
					3.6 %				
Sez_4	315.83		20.00				316.95	1.12	
	315.93		22.54				316.95	1.02	
					0.1 %				
Sez_6	315.95		40.00				316.95	1.00	
					2.1 %				
Sez_7	316.38		60.00				316.95	0.57	
					3.2 %				
Sez_8	316.78		72.54				316.95	0.17	
					2.3 %				
	316.95		80.00			316.95	316.95	0.00	80.00
		6.22		0.00	0.0 %				
Sez_10	316.95		86.22				317.05	0.10	
		3.84		0.00					
	316.95		90.06				317.12	0.17	
		6.36		0.00	0.0 %				
Sez_12	316.95		96.43				317.22	0.27	
		3.57		0.00					
	316.95		100.00				317.28	0.33	
		11.46		0.71	6.2 %				
								0.00	
Sez_14	317.66		111.46				317.47	-0.19	
		2.97		0.11	3.7 %				
	317.77		114.43				317.52	-0.25	
	317.93		120.00				317.62	-0.31	
		9.43		0.02	0.2 %				
Sez_17	317.95		129.43				317.77	-0.18	
		3.03		0.00	0.0 %				
	317.95		132.46				317.82	-0.13	
		7.54		0.00					
Sez_19	317.95		140.00			317.95	317.95	0.00	140.00
		4.46		0.00	0.0 %				
	317.95		144.46				317.95	0.00	
	317.95		147.43				317.95	0.00	
		12.57		0.00	0.0 %				
Sez_22	317.95		160.00			317.95	317.95	0.00	160.00
		20.00		0.00	0.0 %				
Sez_23	317.95		180.00			317.95	317.95	0.00	180.00
		20.00		0.00	0.0 %				
Sez_24	317.95		200.00				318.46	0.51	
		20.01		1.00	5.0 %				
									218.87
Sez_25	318.95		220.01			318.95	318.96	0.06	

Planimetria: 217.43 | 11.47

Progressive	Parziali	Parziali	Pendenze
0.00			
	80.00	0.00	0.0 %
80.00			
	60.00	1.00	1.7 %
140.00			
		0.00	0.0 %
160.00			
		0.00	0.0 %
180.00			
		1.00	2.6 %
218.87			

Aree

PROFILO LONGITUDINALE WTG 04

scala 1:500

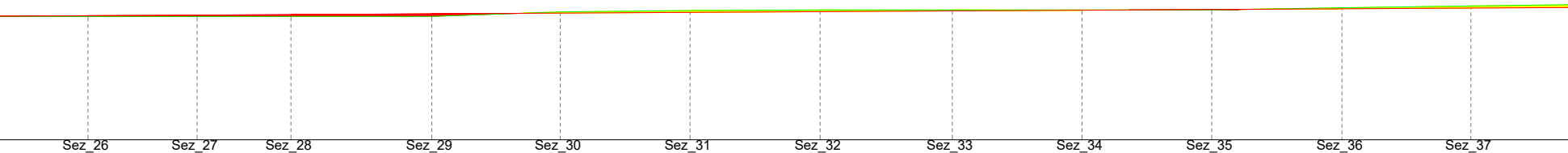

	Sez_26		Sez_27		Sez_28		Sez_29		Sez_30		Sez_31		Sez_32		Sez_33		Sez_34		Sez_35		Sez_36		Sez_37	
	318.95		318.95		318.95		318.95		319.67		319.87		319.95		319.95		319.95		319.95		320.28		320.57	
19.40		16.82		14.46		21.68		19.82		20.00		20.04		20.38		20.00		20.00		20.06		19.87		20.00
	239.41		256.22		270.69		292.37		312.20		332.20		352.23		372.61		392.61		412.61		432.67		452.54	
0.00		0.00		0.00		0.00		0.72		0.20		0.08		0.00		0.00		0.00		0.34		0.29		0.24
0.0 %		0.0 %		0.0 %		0.0 %		3.6 %		1.0 %		0.4 %		0.0 %		0.0 %		0.0 %		1.7 %		1.5 %		1.2 %
12.81		11.39		12.90		193.66																		
	319.06		319.16		319.24		319.36		319.46		319.58		319.69		319.80		319.91		320.02		320.13		320.24	
	0.11		0.21		0.29		0.41	0.00	-0.20		-0.29		-0.26		-0.15		-0.04	0.00	0.07	0.00	-0.15		-0.33	

2.00

0.6 %

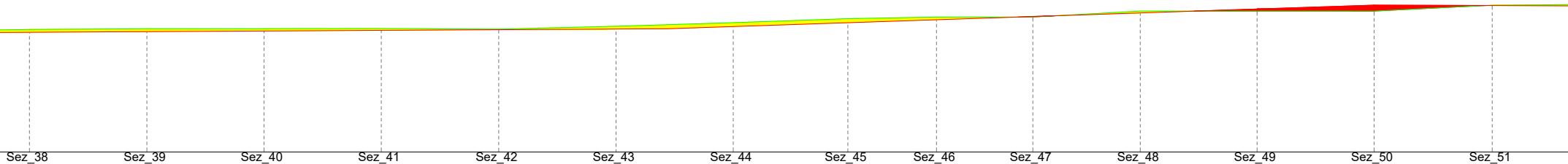

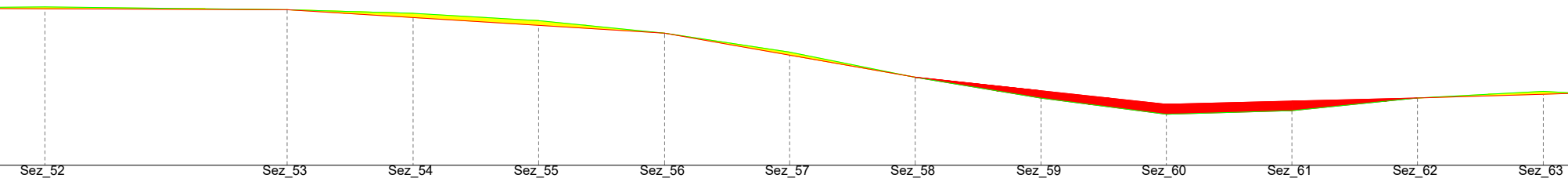

Sez_52		Sez_53		Sez_54		Sez_55		Sez_56		Sez_57		Sez_58		Sez_59		Sez_60		Sez_61		Sez_62		Sez_63
325.12		324.67		324.11		322.95		320.95		317.95		313.95		310.65		308.09		308.65		310.67		311.72
	38.56		20.03		19.98		20.06		19.90		19.98		20.02		19.93		19.98		19.98		20.02	
741.97		780.53		800.56		820.54		840.60		860.50		880.47		900.50		920.43		940.41		960.39		980.41
	-0.45		-0.56		-1.16		-2.00		-3.00		-4.00		-3.30		-2.56		0.56		2.02		1.05	
	-1.2 %		-2.8 %		-5.8 %		-10.0 %		-15.1 %		-20.0 %		-16.5 %		-12.9 %		2.8 %		10.1 %		5.3 %	
	6.78 5.58		8.61 3.98																			370.51
		324.67						320.95				313.98				309.68				310.67		
324.82		324.67		323.43		322.19		320.95		317.46		313.96		311.81		309.68		310.17		310.67		311.26
-0.30		0.00		-0.69		-0.76		0.00		-0.49		0.00		1.17		1.59		1.52		0.00		-0.46
		780.49						840.60				880.34				920.43				960.39		
			60.11						39.74				40.09				39.96					
-0.31			-3.72						-6.97				-4.30				0.99					
-0.4 %			-6.2 %						-17.5 %				-10.7 %				2.5 %					

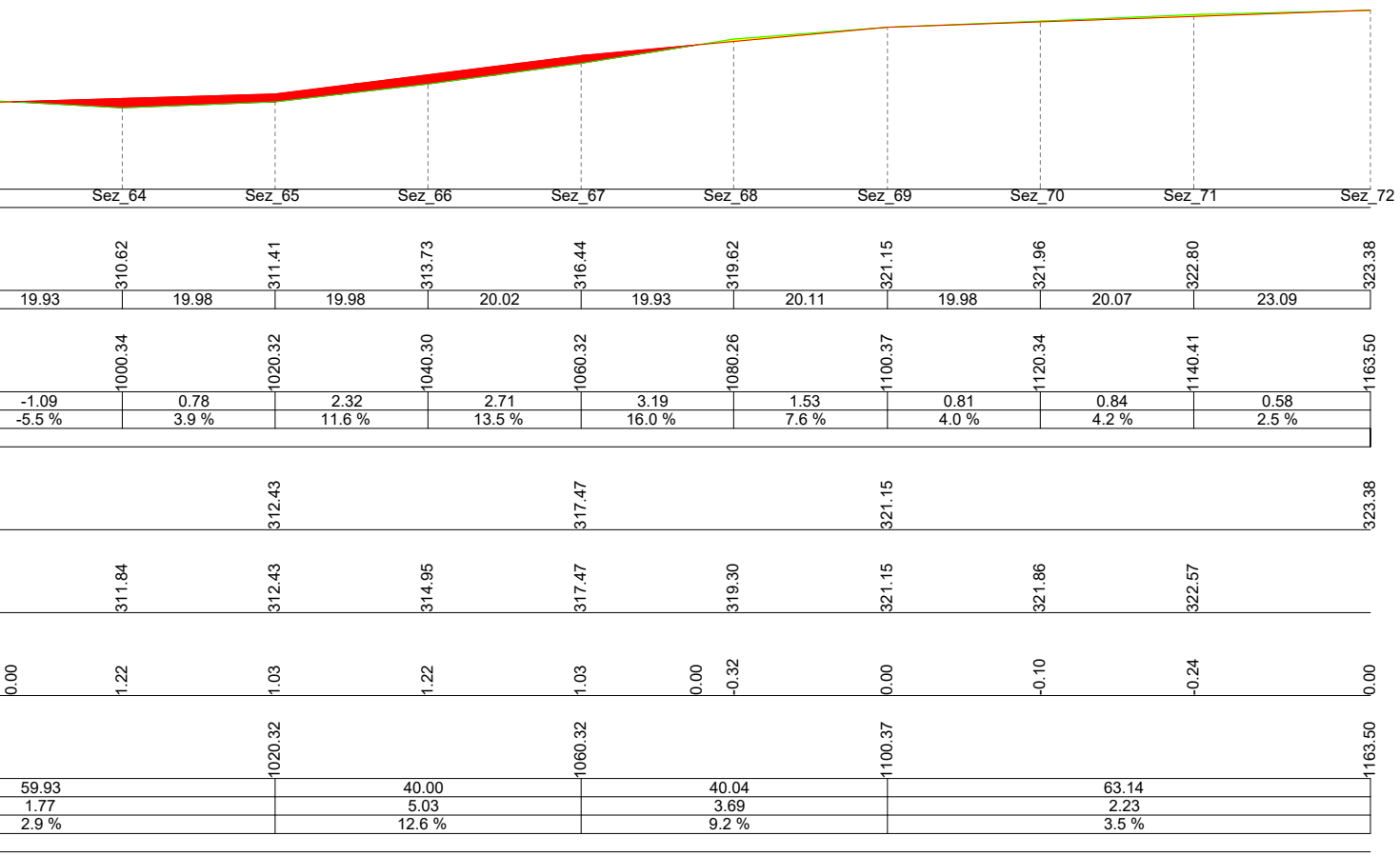
Sez_64
Sez_65
Sez_66
Sez_67
Sez_68
Sez_69
Sez_70
Sez_71
Sez_72
310.62
311.41
313.73
316.44
319.62
321.15
321.96
322.80
323.38
19.93
19.98
19.98
20.02
19.93
20.11
19.98
20.07
23.09
1000.34
1020.32
1040.30
1060.32
1080.26
1100.37
1120.34
1140.41
1163.50
-1.09
-5.5 %
0.78
3.9 %
2.32
11.6 %
2.71
13.5 %
3.19
16.0 %
1.53
7.6 %
0.81
4.0 %
0.84
4.2 %
0.58
2.5 %
312.43
317.47
321.15
323.38
311.84
312.43
314.95
317.47
319.30
321.15
321.86
322.57
0.00
1.22
1.03
1.22
1.03
0.00
-0.32
0.00
-0.10
-0.24
0.00
1020.32
1060.32
1100.37
1163.50
59.93
1.77
2.9 %
40.00
5.03
12.6 %
40.04
3.69
9.2 %
63.14
2.23
3.5 %

REGIONE BASILICATA

COMUNE DI MONTEMILONE

COMUNE DI VENOSA

Provincia Potenza

PROGETTO DEFINITIVO RELATIVO ALLA REALIZZAZIONE DI UN IMPIANTO EOLICO COSTITUITO DA 11 AEROGENERATORI E DALLE RELATIVE OPERE DI CONNESSIONE ALLA R.T.N. Impianto "GAUDIANO" potenza complessiva 72,6 MW

PROFILI LONGITUDINALI - WTG 11

SCALA 1:500

ELABORATO

A.16.a.14.11

PROPONENTE:

Nausicaa srl
Via Tadino 52 - 20124 MILANO
PI 11052930960
postmaster@pec.nausicaa-srl.it

NAUSICAA SRL
VIA TADINO 52
20124 MILANO
PI 11052930960

PROGETTO E SIA:

ATECH
SOCIETÀ DI INGEGNERIA & SERVIZI PER L'INGEGNERIA

Il DIRETTORE TECNICO
Dott. Ing. Orazio Tricarico

Sez. A - 4985

CONSULENZA:

0	APRILE 2021	B.B.	A.A. - O.T.	A.A. - O.T.	*Progetto definitivo*
EM./REV.	DATA	REDATTO	VERIFICATO	APPROVATO	DESCRIZIONE