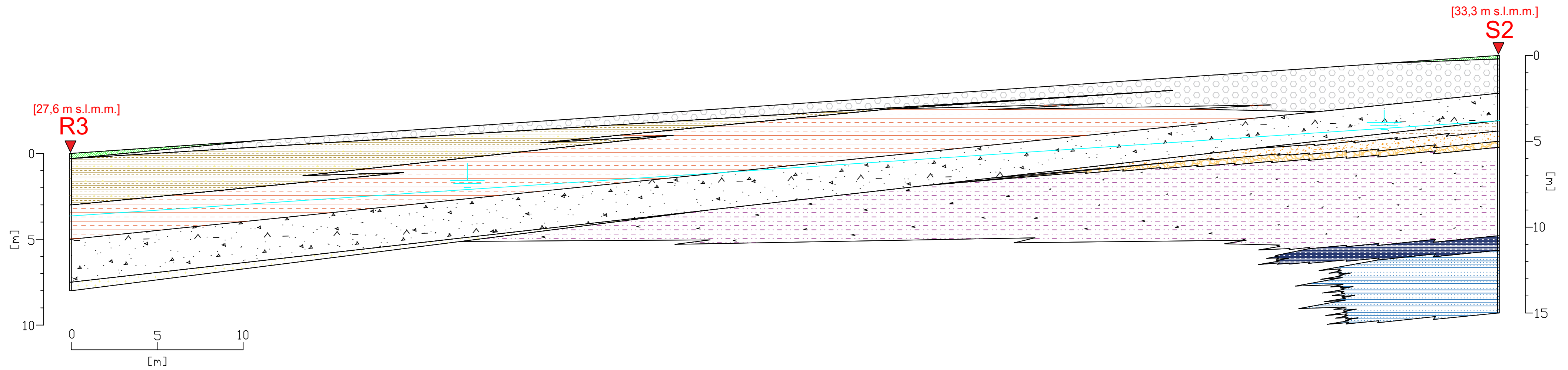


# SEZIONE GEOLOGICA 1 [S2-R3]


PIOMBINO (LI) - LOC. SALIVOLI - VIA DEI CAVALLEGGERI - COLLEGAMENTO HVDC "SA.CO.I. 3"



## LEGENDA



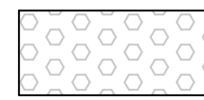
Suolo vegetale



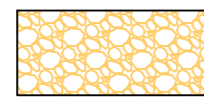
Arenaria con ciottoli in matrice argillosa



Siltiti arenacee con pezzi di marna



Materiale antropico con pezzi di cotto



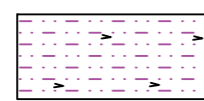
Ghiaia in matrice argillosa



Limo sabbioso con frammenti e ciottoli di marna



Sabbia con ciottoli di medie-piccole dimensioni



Limo arenaceo con presenza di clasti



Limo argilloso rossastro



Limo argilloso debolmente sabbioso



Marne fratturate



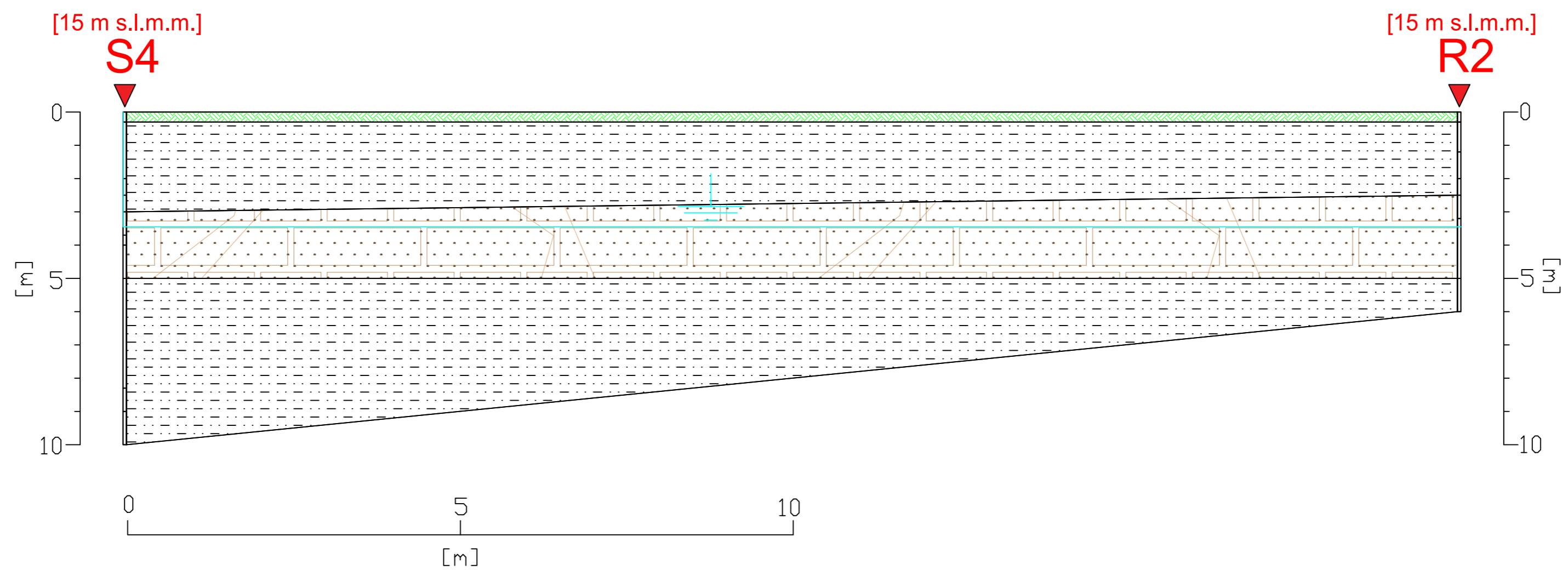
Sabbia medio fine



FALDA ACQUIFERA

# SEZIONE GEOLOGICA 2 [S4-R2]

PIOMBINO (LI) - LOC. SALIVOLI - ATTRAVERSAMENTO PARCO PUBBLICO - COLLEGAMENTO HVDC "SA.CO.I. 3"

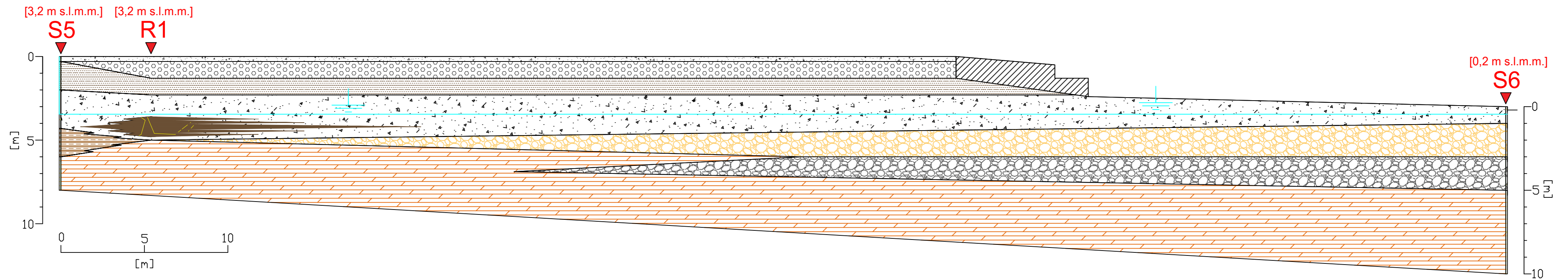


## LEGENDA



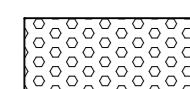




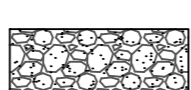


-  Suolo vegetale
-  Sabbia limosa / Limo sabbioso
-  Sabbia a tratti marnosa / Marna fratturata, presenza di ghiaia e trovanti
-  FALDA ACQUIFERA

# SEZIONE GEOLOGICA 3 [S5-R1-S6]

PIOMBINO (LI) - LOC. SALIVOLI - VIA SALIVOLI - COLLEGAMENTO HVDC "SA.CO.I. 3"



## LEGENDA

- |  |   |
|--|---|
|  Pavimentazione stradale        |  Marna fratturata  |
|  Materiale di riporto antropico |  Argilla a tratti marnosa con ghiaia centimetrica di origine arenitica |
|  Struttura antropica            |  Ghiaia  |
|  Limo argilloso sabbioso        |  Sabbia ghiaiosa / Ghiaia sabbiosa                                     |
|  Sabbia / Sabbia limosa         |  Arenaria fratturata   |

 FALDA ACQUIFERA