





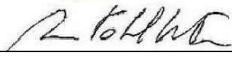




S.S. N. 9 "VIA EMILIA"
VARIANTE DI CASALPUSTERLENGO ED ELIMINAZIONE
PASSAGGIO A LIVELLO SULLA S.P. EX S.S. N.234

PROGETTO ESECUTIVO

 Ing. Renato Vaira <small>(Ordine degli Ingg. di Torino e Provincia n° 4863 W)</small>	ING. RENATO DEL PRETE Ing. Renato Del Prete <small>Ordine degli Ingg. di Bari e provincia n° 5073</small>	DOTT. GEOL. DANILO GALLO Dott. Geol. Danilo Gallo <small>Ordine dei Geologi della Regione Puglia n° 588</small>	INTEGRAZIONE PRESTAZIONI Ing. Renato Del Prete	PROGETTISTA Ing. Valerio Bajetti (I.T. S.r.l.)
			PROGETTAZIONE STRADALE Ing. Gaetano Ranieri (Ga&M S.r.l.)	PROGETTAZIONE IDRAULICA Ing. Fabrizio Bajetti (I.T. S.r.l.)
 Ing. Valerio Bajetti <small>Ordine degli Ingg. di Roma e provincia n° A-26211</small>	SETAC Srl Servizi & Engineering Trasporti Ambiente Costruzioni Prof. Ing. Luigi Monterisi <small>Ordine degli Ingg. di Bari e provincia n° 1771</small>	 E&G Engineering & Graphics S.r.l. Ing. Gabriele Incecchi <small>Ordine degli Ingg. di Roma e provincia n° A-12102</small>	PROGETTAZIONE OPERE D'ARTE MAGGIORI Ing. Renato Vaira (Studio Corona S.r.l.)	PROGETTAZIONE OPERE D'ARTE MINORI Ing. Nicola Ligas (I.T. S.r.l.)
			COMPUTI Ing. Valerio Bajetti (I.T. S.r.l.)	CANTIERISTICA Ing. Gaetano Ranieri (Ga&M S.r.l.)
 Prof. Ing. Matteo Ranieri <small>Ordine degli Ingg. di Bari e provincia n° 1137</small>	ECOPLAN Arch. Nicoletta Frattini <small>Ordine degli Arch. di Torino e provincia n° A-8433</small>	ARKE' INGEGNERIA s.r.l. Ing. Gioacchino Angarano <small>Ordine degli Ingg. di Bari e provincia n° 5970</small>	GEOLOGIA Dott. Danilo Gallo	GEOTECNICA Ing. Gianfranco Sodero (Studio Corona S.r.l.)
			AMBIENTE Dott. Emilio Macchi (ECOPLAN S.r.l.)	SICUREZZA Ing. Gaetano Ranieri (Ga&M S.r.l.)
VISTO: IL RESPONSABILE DEL PROCEDIMENTO  Dott. Ing. Fabrizio CARDONE	IL RESPONSABILE DELLA INTEGRAZIONE DELLE PRESTAZIONI SPECIALISTICHE  Ing. Renato DEL PRETE	PROGETTISTA  Ing. Valerio BAJETTI	GEOLOGO  Dott. Danilo GALLO	IL COORDINATORE DELLA SICUREZZA IN FASE DI PROGETTAZIONE  Ing. Gaetano RANIERI

FB117

F - PROGETTO IDRAULICO

FB - RETICOLO IDROGRAFICO

TABULATO MOVIMENTI MATERIA CANALI N.27, N.28 E N.29 DX

CODICE PROGETTO PROGETTO LIV. PROG. N. PROG. COMI E 1701		NOME FILE FB117-T00ID02IDRCM21_A.dwg	REVISIONE A	SCALA: ----
CODICE ELAB. T00ID02IDRCM21				
D				
C				
B				
A	EMISSIONE	GIUGNO 2018	ING. GIUSEPPE CRISA'	PROF. ING. LUIGI MONTERISI
REV.	DESCRIZIONE	DATA	REDATTO	VERIFICATO
				ING. VALERIO BAJETTI
				APPROVATO

		CALCOLO DELLE AREE	Foglio n. 1		
RIPORTO					
N. SEZIONE PROG.	FIG.	ELEMENTI DI CALCOLO	AREA ELEMENTARE mq	AREA FIGURA mq	NOTE
SEZ-3 50.00	RI1	(3.70-3.18) x (60.78+60.26) / 2 (4.46-3.70) x (60.02+60.78) / 2 (4.43-4.46) x (60.01+60.02) / 2 (4.28-4.43) x (59.89+60.01) / 2 (3.97-4.28) x (59.85+59.89) / 2 (3.82-3.97) x (59.94+59.85) / 2 (3.18-3.82) x (60.26+59.94) / 2	31.47 45.90 -1.80 -8.99 -18.56 -8.98 -38.46		
SEZ-11 250.00	RI1	(3.70-3.37) x (60.61+60.29) / 2 (4.08-3.70) x (60.23+60.61) / 2 (3.37-4.08) x (60.29+60.23) / 2	19.95 22.96 -42.78	0.58	
SEZ-14 325.00	RI1	(-1.70--3.16) x (59.82+58.35) / 2 (-0.67--1.70) x (58.79+59.82) / 2 (-2.85--0.67) x (58.16+58.79) / 2 (-3.16--2.85) x (58.35+58.16) / 2	86.26 61.08 -127.48 -18.06	0.13	
SEZ-14 325.00	RI2	(3.70-3.30) x (59.82+59.42) / 2 (4.44-3.70) x (59.08+59.82) / 2 (3.30-4.44) x (59.42+59.08) / 2	23.85 43.99 -67.55	1.80	
SEZ-15 350.00	RI1	(-1.70--2.80) x (59.45+58.35) / 2 (-0.65--1.70) x (58.40+59.45) / 2 (-2.80--0.65) x (58.35+58.40) / 2	64.79 61.87 -125.51	0.29	
SEZ-15 350.00	RI2	(3.70-2.72) x (59.45+58.47) / 2 (4.63-3.70) x (58.51+59.45) / 2 (2.72-4.63) x (58.47+58.51) / 2	57.78 54.85 -111.72	1.15	
SEZ-16 375.00	RI1	(-1.70--2.53) x (58.98+58.16) / 2 (-0.88--1.70) x (58.17+58.98) / 2 (-2.53--0.88) x (58.16+58.17) / 2	48.61 48.03 -95.97	0.91	
SEZ-16 375.00	RI2	(3.70-2.90) x (58.98+58.19) / 2 (4.49-3.70) x (58.19+58.98) / 2 (2.90-4.49) x (58.19+58.19) / 2	46.87 46.28 -92.52	0.67	
SEZ-17 400.00	RI1	(-1.70--2.40) x (58.52+57.82) / 2 (-0.97--1.70) x (57.79+58.52) / 2 (-2.40--0.97) x (57.82+57.79) / 2	40.72 42.45 -82.66	0.63	
SEZ-17 400.00	RI2	(3.70-2.89) x (58.52+57.71) / 2 (4.55-3.70) x (57.67+58.52) / 2 (2.89-4.55) x (57.71+57.67) / 2	47.07 49.38 -95.77	0.51	
SEZ-18 425.00	RI1	(-1.70--2.33) x (58.06+57.43) / 2 (-1.14--1.70) x (57.50+58.06) / 2 (-2.33--1.14) x (57.43+57.50) / 2	36.38 32.36 -68.38	0.68	
SEZ-18 425.00	RI2	(3.70-3.40) x (58.06+57.76) / 2 (3.97-3.70) x (57.79+58.06) / 2 (3.40-3.97) x (57.76+57.79) / 2	17.37 15.64 -32.93	0.36	
SEZ-19 450.00	RI1	(3.70-3.43) x (57.60+57.33) / 2 (3.89-3.70) x (57.41+57.60) / 2 (3.43-3.89) x (57.33+57.41) / 2	15.52 10.93 -26.39	0.08	
SEZ-20 475.00	RI1	(-1.70--2.63) x (57.14+56.21) / 2 (-0.83--1.70) x (56.27+57.14) / 2 (-1.66--0.83) x (56.24+56.27) / 2 (-2.63--1.66) x (56.21+56.24) / 2	52.71 49.33 -46.69 -54.54	0.06	
SEZ-20 475.00	RI2	(3.70-2.96) x (57.14+56.40) / 2 (4.38-3.70) x (56.45+57.14) / 2 (2.96-4.38) x (56.40+56.45) / 2	42.01 38.62 -80.12	0.81	
SEZ-21 500.00	RI1	(-1.70--2.02) x (56.68+56.36) / 2 (-1.40--1.70) x (56.37+56.68) / 2 (-2.02--1.40) x (56.36+56.37) / 2	18.09 16.96 -34.95	0.51	
SEZ-21 500.00	RI2	(3.70-3.51) x (56.68+56.48) / 2 (3.88-3.70) x (56.49+56.68) / 2 (3.51-3.88) x (56.48+56.49) / 2	10.75 10.19 -20.90	0.10	
SEZ-22 525.00	RI1	(-1.70--2.07) x (56.21+55.84) / 2 (-1.35--1.70) x (55.86+56.21) / 2 (-2.07--1.35) x (55.84+55.86) / 2	20.73 19.61 -40.21	0.04	
SEZ-22 525.00	RI2	(3.70-3.46) x (56.21+55.97) / 2 (3.93-3.70) x (55.98+56.21) / 2 (3.46-3.93) x (55.97+55.98) / 2	13.46 12.90 -26.31	0.13	
SEZ-23 550.00	RI1	(-1.70--2.35) x (55.75+55.10) / 2 (-1.07--1.70) x (55.12+55.75) / 2 (-2.35--1.07) x (55.10+55.12) / 2	36.03 34.92 -70.54	0.05	
SEZ-23 550.00	RI2	(3.70-3.16) x (55.75+55.21) / 2 (4.23-3.70) x (55.22+55.75) / 2 (3.16-4.23) x (55.21+55.22) / 2	29.96 29.41 -59.08	0.41	
SEZ-24 575.00	RI1	(-1.70--2.82) x (55.29+54.17) / 2 (-0.68--1.70) x (54.27+55.29) / 2 (-2.82--0.68) x (54.17+54.27) / 2	61.30 55.88 -116.03	0.29	
A RIPORTARE mq			1.15		

		CALCOLO DELLE AREE	Foglio n. 2		
RIPORTO					
N. SEZIONE PROG.	FIG.	ELEMENTI DI CALCOLO	AREA ELEMENTARE mq	AREA FIGURA mq	NOTE
RIPORTO mq			1.15		
SEZ-24 575.00	RI2	(3.70-2.93) x (55.29+54.52) / 2 (4.42-3.70) x (54.57+55.29) / 2 (3.62-4.42) x (54.57+54.57) / 2 (2.93-3.62) x (54.52+54.57) / 2	42.28 39.55 -43.66 -37.64	1.15	
SEZ-25 600.00	RI1	(-1.70--2.83) x (54.83+53.70) / 2 (-0.58--1.70) x (53.71+54.83) / 2 (-0.91--0.58) x (53.68+53.71) / 2 (-2.83--0.91) x (53.70+53.68) / 2	61.32 60.78 -17.72 -103.08	0.53	
SEZ-25 600.00	RI2	(3.70-2.73) x (54.83+53.86) / 2 (4.63-3.70) x (53.90+54.83) / 2 (2.73-4.63) x (53.86+53.90) / 2	52.71 50.56 -102.37	1.30	
SEZ-26 625.00	RI1	(-1.70--2.44) x (54.36+53.62) / 2 (-0.95--1.70) x (53.61+54.36) / 2 (-2.44--0.95) x (53.62+53.61) / 2	39.95 40.49 -79.89	0.90	
SEZ-26 625.00	RI2	(3.70-2.91) x (54.36+53.58) / 2 (4.50-3.70) x (53.56+54.36) / 2 (2.91-4.50) x (53.58+53.56) / 2	42.64 43.17 -85.18	0.55	
SEZ-27 650.00	RI1	(-1.70--2.59) x (53.90+53.01) / 2 (-0.52--1.70) x (52.72+53.90) / 2 (-2.59--0.52) x (53.01+52.72) / 2	47.57 62.91 -109.43	0.63	
SEZ-27 650.00	RI2	(3.70-2.63) x (53.90+52.83) / 2 (4.66-3.70) x (52.94+53.90) / 2 (2.63-4.66) x (52.83+52.94) / 2	57.10 51.28 -107.36	1.05	
SEZ-28 660.82	RI1	(-1.70--3.28) x (53.70+52.12) / 2 (-0.09--1.70) x (52.09+53.70) / 2 (-0.33--0.09) x (52.09+52.09) / 2 (-3.28--0.33) x (52.12+52.09) / 2	83.60 85.16 -12.50 -153.71	1.02	
SEZ-28 660.82	RI2	(3.70-2.01) x (53.70+52.01) / 2 (5.39-3.70) x (52.01+53.70) / 2 (4.83-5.39) x (51.97+52.01) / 2 (4.26-4.83) x (51.92+51.97) / 2 (4.14-4.26) x (51.91+51.92) / 2 (4.07-4.14) x (51.91+51.91) / 2 (2.01-4.07) x (52.01+51.91) / 2	89.32 89.32 -29.11 -29.61 -6.23 -3.63 -107.04	2.55	
				3.02	
Il Direttore dei Lavori		L'Impresa			

		CALCOLO DELLE AREE	Foglio n. 3		
SCAVO					
N. SEZIONE PROG.	FIG.	ELEMENTI DI CALCOLO	AREA ELEMENTARE mq	AREA FIGURA mq	NOTE
SEZ-1 0.00	SC1	(2.42--2.21) x (61.34+61.31) / 2 (4.21-2.42) x (61.31+61.34) / 2 (3.70-4.21) x (60.80+61.31) / 2 (2.00-3.70) x (59.10+60.80) / 2 (1.00-2.00) x (59.10+59.10) / 2 (0.00-1.00) x (59.10+59.10) / 2 (-1.70-0.00) x (60.80+59.10) / 2 (-2.21--1.70) x (61.31+60.80) / 2	283.93 109.77 -31.14 -101.92 -59.10 -59.10 -101.92 -31.14		
SEZ-2 25.00	SC1	(-1.47--1.82) x (61.21+60.91) / 2 (-1.43--1.47) x (61.24+61.21) / 2 (-1.13--1.43) x (61.15+61.24) / 2 (-1.07--1.13) x (61.13+61.15) / 2 (-0.96--1.07) x (61.13+61.13) / 2 (4.05--0.96) x (61.14+61.13) / 2 (3.70-4.05) x (60.79+61.14) / 2 (2.00-3.70) x (59.09+60.79) / 2 (1.00-2.00) x (59.09+59.09) / 2 (0.00-1.00) x (59.09+59.09) / 2 (-1.70-0.00) x (60.79+59.09) / 2 (-1.82--1.70) x (60.91+60.79) / 2	21.37 2.45 18.36 3.67 6.72 306.29 -21.34 -101.90 -59.09 -59.09 -101.90 -7.30	9.38	
SEZ-3 50.00	SC1	(-1.94--2.27) x (61.34+61.35) / 2 (-1.40--1.94) x (61.32+61.34) / 2 (-1.24--1.40) x (61.31+61.32) / 2 (-1.10--1.24) x (61.29+61.31) / 2 (-0.37--1.10) x (61.19+61.29) / 2 (0.08--0.37) x (61.12+61.19) / 2 (2.30-0.08) x (60.41+61.12) / 2 (3.09-2.30) x (60.30+60.41) / 2 (3.18-3.09) x (60.26+60.30) / 2 (2.00-3.18) x (59.08+60.26) / 2 (1.00-2.00) x (59.08+59.08) / 2 (0.00-1.00) x (59.08+59.08) / 2 (-1.70-0.00) x (60.78+59.08) / 2 (-2.27--1.70) x (61.35+60.78) / 2	20.24 33.12 9.81 8.58 44.71 27.52 134.90 47.68 5.43 -70.41 -59.08 -59.08 -101.88 -34.81	8.24	
SEZ-4 75.00	SC1	(-0.57--2.20) x (61.23+61.27) / 2 (4.15--0.57) x (61.22+61.23) / 2 (3.70-4.15) x (60.77+61.22) / 2 (2.00-3.70) x (59.07+60.77) / 2 (1.00-2.00) x (59.07+59.07) / 2 (0.00-1.00) x (59.07+59.07) / 2 (-1.70-0.00) x (60.77+59.07) / 2 (-2.20--1.70) x (61.27+60.77) / 2	99.84 288.98 -27.45 -101.86 -59.07 -59.07 -101.86 -30.51		6.73
SEZ-5 100.00	SC1	(3.94--1.98) x (61.00+61.04) / 2 (3.70-3.94) x (60.76+61.00) / 2 (2.00-3.70) x (59.06+60.76) / 2 (1.00-2.00) x (59.06+59.06) / 2 (0.00-1.00) x (59.06+59.06) / 2 (-1.70-0.00) x (60.76+59.06) / 2 (-1.98--1.70) x (61.04+60.76) / 2	361.24 -14.61 -101.85 -59.06 -59.06 -101.85 -17.05		9.00
SEZ-6 125.00	SC1	(0.86--1.91) x (60.95+60.96) / 2 (3.89-0.86) x (60.94+60.95) / 2 (3.70-3.89) x (60.75+60.94) / 2 (2.00-3.70) x (59.05+60.75) / 2 (1.00-2.00) x (59.05+59.05) / 2 (0.00-1.00) x (59.05+59.05) / 2 (-1.70-0.00) x (60.75+59.05) / 2 (-1.91--1.70) x (60.96+60.75) / 2	168.85 184.66 -11.56 -101.83 -59.05 -59.05 -101.83 -12.78		7.76
SEZ-7 150.00	SC1	(0.69--1.88) x (60.93+60.92) / 2 (3.88-0.69) x (60.92+60.93) / 2 (3.70-3.88) x (60.74+60.92) / 2 (2.00-3.70) x (59.04+60.74) / 2 (1.00-2.00) x (59.04+59.04) / 2 (0.00-1.00) x (59.04+59.04) / 2 (-1.70-0.00) x (60.74+59.04) / 2 (-1.88--1.70) x (60.92+60.74) / 2	156.58 194.35 -10.95 -101.81 -59.04 -59.04 -101.81 -10.95		7.41
SEZ-8 175.00	SC1	(3.91--1.90) x (60.94+60.93) / 2 (3.70-3.91) x (60.73+60.94) / 2 (2.00-3.70) x (59.03+60.73) / 2 (1.00-2.00) x (59.03+59.03) / 2 (0.00-1.00) x (59.03+59.03) / 2 (-1.70-0.00) x (60.73+59.03) / 2 (-1.90--1.70) x (60.93+60.73) / 2	354.03 -12.78 -101.80 -59.03 -59.03 -101.80 -12.17		7.33
SEZ-9 200.00	SC1	(3.92--1.92) x (60.94+60.94) / 2 (3.70-3.92) x (60.72+60.94) / 2 (2.00-3.70) x (59.02+60.72) / 2 (1.00-2.00) x (59.02+59.02) / 2 (0.00-1.00) x (59.02+59.02) / 2 (-1.70-0.00) x (60.72+59.02) / 2 (-1.92--1.70) x (60.94+60.72) / 2	355.89 -13.38 -101.78 -59.02 -59.02 -101.78 -13.38		7.42
SEZ-10 225.00	SC1	(3.96--1.96) x (60.97+60.97) / 2 (3.70-3.96) x (60.71+60.97) / 2 (2.00-3.70) x (59.01+60.71) / 2 (1.00-2.00) x (59.01+59.01) / 2 (0.00-1.00) x (59.01+59.01) / 2	360.94 -15.82 -101.76 -59.01 -59.01		7.53
A RIPORTARE mq			125.34		

		CALCOLO DELLE AREE	Foglio n. 4		
SCAVO					
N. SEZIONE PROG.	FIG.	ELEMENTI DI CALCOLO	AREA ELEMENTARE mq	AREA FIGURA mq	NOTE
RIPORTO mq			125.34		
SEZ-11 250.00	SC1	(-1.70-0.00)x(60.71+59.01)/2 (-1.96--1.70)x(60.97+60.71)/2 (3.37--1.74)x(60.29+60.65)/2 (2.00-3.37)x(58.91+60.29)/2 (1.00-2.00)x(58.91+58.91)/2 (0.00-1.00)x(58.91+58.91)/2 (-1.70-0.00)x(60.61+58.91)/2 (-1.74--1.70)x(60.65+60.61)/2	-101.76 -15.82 309.00 -81.65 -58.91 -58.91 -101.59 -2.43	7.76	
SEZ-12 275.00	SC1	(0.95--1.76)x(60.44+60.41)/2 (3.80-0.95)x(60.45+60.44)/2 (3.70-3.80)x(60.35+60.45)/2 (2.00-3.70)x(58.65+60.35)/2 (1.00-2.00)x(58.65+58.65)/2 (0.00-1.00)x(58.65+58.65)/2 (-1.70-0.00)x(60.35+58.65)/2 (-1.76--1.70)x(60.41+60.35)/2	163.75 172.27 -6.04 -101.15 -58.65 -58.65 -101.15 -3.62	5.51	
SEZ-13 300.00	SC1	(2.66--3.52)x(65.19+61.90)/2 (6.33-2.66)x(62.71+65.19)/2 (3.70-6.33)x(60.08+62.71)/2 (2.00-3.70)x(58.38+60.08)/2 (1.00-2.00)x(58.38+58.38)/2 (0.00-1.00)x(58.38+58.38)/2 (-1.70-0.00)x(60.08+58.38)/2 (-3.52--1.70)x(61.90+60.08)/2	392.71 234.70 -161.47 -100.69 -58.38 -58.38 -100.69 -111.00	6.76	
SEZ-14 325.00	SC1	(2.41--0.67)x(59.68+58.79)/2 (3.30-2.41)x(59.42+59.68)/2 (2.00-3.30)x(58.12+59.42)/2 (1.00-2.00)x(58.12+58.12)/2 (0.00-1.00)x(58.12+58.12)/2 (-0.67-0.00)x(58.79+58.12)/2	182.44 53.00 -76.40 -58.12 -58.12 -39.16	36.80	
SEZ-15 350.00	SC1	(1.17--0.65)x(58.44+58.40)/2 (2.72-1.17)x(58.47+58.44)/2 (2.00-2.72)x(57.75+58.47)/2 (1.00-2.00)x(57.75+57.75)/2 (0.00-1.00)x(57.75+57.75)/2 (-0.65-0.00)x(58.40+57.75)/2	106.32 90.61 -41.84 -57.75 -57.75 -37.75	3.64	
SEZ-16 375.00	SC1	(2.90--0.88)x(58.19+58.17)/2 (2.00-2.90)x(57.28+58.19)/2 (1.00-2.00)x(57.28+57.28)/2 (0.00-1.00)x(57.28+57.28)/2 (-0.88-0.00)x(58.17+57.28)/2	219.92 -51.96 -57.28 -57.28 -50.80	1.84	
SEZ-17 400.00	SC1	(2.89--0.97)x(57.71+57.79)/2 (2.00-2.89)x(56.82+57.71)/2 (1.00-2.00)x(56.82+56.82)/2 (0.00-1.00)x(56.82+56.82)/2 (-0.97-0.00)x(57.79+56.82)/2	222.92 -50.97 -56.82 -56.82 -55.59	2.60	
SEZ-18 425.00	SC1	(3.40--1.14)x(57.76+57.50)/2 (2.00-3.40)x(56.36+57.76)/2 (1.00-2.00)x(56.36+56.36)/2 (0.00-1.00)x(56.36+56.36)/2 (-1.14-0.00)x(57.50+56.36)/2	261.64 -79.88 -56.36 -56.36 -64.90	2.72	
SEZ-19 450.00	SC1	(-1.43--1.63)x(57.54+57.53)/2 (0.78--1.43)x(57.51+57.54)/2 (2.88-0.78)x(57.23+57.51)/2 (3.43-2.88)x(57.33+57.23)/2 (2.00-3.43)x(55.90+57.33)/2 (1.00-2.00)x(55.90+55.90)/2 (0.00-1.00)x(55.90+55.90)/2 (-1.63-0.00)x(57.53+55.90)/2	11.51 127.13 120.48 31.50 -80.96 -55.90 -55.90 -92.45	4.14	
SEZ-20 475.00	SC1	(2.96--0.83)x(56.40+56.27)/2 (2.00-2.96)x(55.44+56.40)/2 (1.00-2.00)x(55.44+55.44)/2 (0.00-1.00)x(55.44+55.44)/2 (-0.83-0.00)x(56.27+55.44)/2	213.51 -53.68 -55.44 -55.44 -46.36	5.41	
SEZ-21 500.00	SC1	(3.51--1.40)x(56.48+56.37)/2 (2.00-3.51)x(54.98+56.48)/2 (1.00-2.00)x(54.98+54.98)/2 (0.00-1.00)x(54.98+54.98)/2 (-1.40-0.00)x(56.37+54.98)/2	277.05 -84.15 -54.98 -54.98 -77.94	2.59	
SEZ-22 525.00	SC1	(3.27--1.35)x(55.97+55.86)/2 (3.46-3.27)x(55.97+55.97)/2 (2.00-3.46)x(54.51+55.97)/2 (1.00-2.00)x(54.51+54.51)/2 (0.00-1.00)x(54.51+54.51)/2 (-1.35-0.00)x(55.86+54.51)/2	258.33 10.63 -80.65 -54.51 -54.51 -74.50	5.00	
SEZ-23 550.00	SC1	(1.73--1.07)x(55.19+55.12)/2 (3.16-1.73)x(55.21+55.19)/2 (2.00-3.16)x(54.05+55.21)/2	154.43 78.94 -63.37	4.79	
A RIPORTARE mq			170.00		

		CALCOLO DELLE AREE	Foglio n. 5		
SCAVO					
N. SEZIONE PROG.	FIG.	ELEMENTI DI CALCOLO	AREA ELEMENTARE mq	AREA FIGURA mq	NOTE
RIPORTO mq			170.00		
SEZ-24 575.00	SC1	$(1.00-2.00) \times (54.05+54.05) / 2$	-54.05	3.49	
		$(0.00-1.00) \times (54.05+54.05) / 2$	-54.05		
		$(-1.07-0.00) \times (55.12+54.05) / 2$	-58.41		
		$(0.86--0.68) \times (54.34+54.27) / 2$	83.63		
SEZ-25 600.00	SC1	$(2.93-0.86) \times (54.52+54.34) / 2$	112.67	2.18	
		$(2.00-2.93) \times (53.59+54.52) / 2$	-50.27		
		$(1.00-2.00) \times (53.59+53.59) / 2$	-53.59		
		$(0.00-1.00) \times (53.59+53.59) / 2$	-53.59		
		$(-0.68-0.00) \times (54.27+53.59) / 2$	-36.67		
		$(1.12--0.58) \times (53.85+53.71) / 2$	91.43		
		$(2.17-1.12) \times (53.84+53.85) / 2$	56.54		
		$(2.73-2.17) \times (53.86+53.84) / 2$	30.16		
SEZ-26 625.00	SC1	$(2.00-2.73) \times (53.13+53.86) / 2$	-39.05	1.84	
		$(1.00-2.00) \times (53.13+53.13) / 2$	-53.13		
		$(0.00-1.00) \times (53.13+53.13) / 2$	-53.13		
		$(-0.58-0.00) \times (53.71+53.13) / 2$	-30.98		
		$(2.91--0.95) \times (53.58+53.61) / 2$	206.88		
		$(2.00-2.91) \times (52.66+53.58) / 2$	-48.34		
SEZ-27 650.00	SC1	$(1.00-2.00) \times (52.66+52.66) / 2$	-52.66	2.74	
		$(0.00-1.00) \times (52.66+52.66) / 2$	-52.66		
		$(-0.95-0.00) \times (53.61+52.66) / 2$	-50.48		
		$(-0.17--0.52) \times (52.67+52.72) / 2$	18.44		
		$(2.63--0.17) \times (52.83+52.67) / 2$	147.70		
		$(2.00-2.63) \times (52.20+52.83) / 2$	-33.08		
		$(1.00-2.00) \times (52.20+52.20) / 2$	-52.20		
		$(0.00-1.00) \times (52.20+52.20) / 2$	-52.20		
SEZ-28 660.82	SC1	$(-0.52-0.00) \times (52.72+52.20) / 2$	-27.28	1.38	
		$(0.78--0.09) \times (52.08+52.09) / 2$	45.31		
		$(2.01-0.78) \times (52.01+52.08) / 2$	64.02		
		$(2.00-2.01) \times (52.00+52.01) / 2$	-0.52		
		$(1.00-2.00) \times (52.00+52.00) / 2$	-52.00		
		$(0.00-1.00) \times (52.00+52.00) / 2$	-52.00		
		$(-0.09-0.00) \times (52.09+52.00) / 2$	-4.68		
Il Direttore dei Lavori		L'Impresa			

		COMPUTO DEI VOLUMI			Foglio n. 6			
RIPORTO								
DALLA SEZ. DA PROG.	ALLA SEZ. A PROG.	SEZIONE	FIGURA	AREA	DISTANZA SEZIONI m	DISTANZA DI CALCOLO m	VOLUME PARZIALE mc	VOLUME TOTALE mc
SEZ-2	SEZ-3	SEZ-3	RI1	0.58	25.00	12.50	7.250	
								7.250
SEZ-3	SEZ-4	SEZ-3	RI1	0.58	25.00	12.50	7.250	
								7.250
SEZ-10	SEZ-11	SEZ-11	RI1	0.13	25.00	12.50	1.625	
								1.625
SEZ-11	SEZ-12	SEZ-11	RI1	0.13	25.00	12.50	1.625	
								1.625
SEZ-13 300.00	SEZ-14 325.00	SEZ-14	RI1	1.80	25.00	12.50	22.500	
		SEZ-14	RI2	0.29	25.00	12.50	3.625	
								26.125
SEZ-14 325.00	SEZ-15 350.00	SEZ-14	RI1	1.80	25.00	12.50	22.500	
		SEZ-14	RI2	0.29	25.00	12.50	3.625	
		SEZ-15	RI1	1.15	25.00	12.50	14.375	
		SEZ-15	RI2	0.91	25.00	12.50	11.375	
								51.875
SEZ-15 350.00	SEZ-16 375.00	SEZ-15	RI1	1.15	25.00	12.50	14.375	
		SEZ-15	RI2	0.91	25.00	12.50	11.375	
		SEZ-16	RI1	0.67	25.00	12.50	8.375	
		SEZ-16	RI2	0.63	25.00	12.50	7.875	
								42.000
SEZ-16 375.00	SEZ-17 400.00	SEZ-16	RI1	0.67	25.00	12.50	8.375	
		SEZ-16	RI2	0.63	25.00	12.50	7.875	
		SEZ-17	RI1	0.51	25.00	12.50	6.375	
		SEZ-17	RI2	0.68	25.00	12.50	8.500	
		SEZ-18	RI1	0.36	25.00	12.50	4.500	
		SEZ-18	RI2	0.08	25.00	12.50	1.000	
								20.375
SEZ-17 400.00	SEZ-18 425.00	SEZ-17	RI1	0.51	25.00	12.50	6.375	
		SEZ-17	RI2	0.68	25.00	12.50	8.500	
		SEZ-18	RI1	0.36	25.00	12.50	4.500	
		SEZ-18	RI2	0.08	25.00	12.50	1.000	
								31.125
SEZ-18 425.00	SEZ-19 450.00	SEZ-18	RI1	0.36	25.00	12.50	4.500	
		SEZ-18	RI2	0.08	25.00	12.50	1.000	
		SEZ-19	RI1	0.06	25.00	12.50	0.750	
								6.250
SEZ-19 450.00	SEZ-20 475.00	SEZ-19	RI1	0.06	25.00	12.50	0.750	
		SEZ-20	RI1	0.81	25.00	12.50	10.125	
		SEZ-20	RI2	0.51	25.00	12.50	6.375	
								17.250
SEZ-20 475.00	SEZ-21 500.00	SEZ-20	RI1	0.81	25.00	12.50	10.125	
		SEZ-20	RI2	0.51	25.00	12.50	6.375	
		SEZ-21	RI1	0.10	25.00	12.50	1.250	
		SEZ-21	RI2	0.04	25.00	12.50	0.500	
								18.250
SEZ-21 500.00	SEZ-22 525.00	SEZ-21	RI1	0.10	25.00	12.50	1.250	
		SEZ-21	RI2	0.04	25.00	12.50	0.500	
		SEZ-22	RI1	0.13	25.00	12.50	1.625	
		SEZ-22	RI2	0.05	25.00	12.50	0.625	
								4.000
SEZ-22 525.00	SEZ-23 550.00	SEZ-22	RI1	0.13	25.00	12.50	1.625	
		SEZ-22	RI2	0.05	25.00	12.50	0.625	
		SEZ-23	RI1	0.41	25.00	12.50	5.125	
		SEZ-23	RI2	0.29	25.00	12.50	3.625	
								11.000
SEZ-23 550.00	SEZ-24 575.00	SEZ-23	RI1	0.41	25.00	12.50	5.125	
		SEZ-23	RI2	0.29	25.00	12.50	3.625	
		SEZ-24	RI1	1.15	25.00	12.50	14.375	
		SEZ-24	RI2	0.53	25.00	12.50	6.625	
								29.750
SEZ-24 575.00	SEZ-25 600.00	SEZ-24	RI1	1.15	25.00	12.50	14.375	
		SEZ-24	RI2	0.53	25.00	12.50	6.625	
		SEZ-25	RI1	1.30	25.00	12.50	16.250	
		SEZ-25	RI2	0.90	25.00	12.50	11.250	
								48.500
SEZ-25 600.00	SEZ-26 625.00	SEZ-25	RI1	1.30	25.00	12.50	16.250	
		SEZ-25	RI2	0.90	25.00	12.50	11.250	
		SEZ-26	RI1	0.55	25.00	12.50	6.875	
		SEZ-26	RI2	0.63	25.00	12.50	7.875	
								42.250
SEZ-26 625.00	SEZ-27 650.00	SEZ-26	RI1	0.55	25.00	12.50	6.875	
		SEZ-26	RI2	0.63	25.00	12.50	7.875	
		SEZ-27	RI1	1.05	25.00	12.50	13.125	
		SEZ-27	RI2	1.02	25.00	12.50	12.750	
								40.625
SEZ-27 650.00	SEZ-28 660.82	SEZ-27	RI1	1.05	10.82	5.41	5.681	
		SEZ-27	RI2	1.02	10.82	5.41	5.518	
		SEZ-28	RI1	2.55	10.82	5.41	13.795	
		SEZ-28	RI2	3.02	10.82	5.41	16.338	
								41.332
Il Direttore dei Lavori		L'Impresa			TOTALE ARTICOLO			448.457

		COMPUTO DEI VOLUMI			Foglio n. 7			
SCAVO								
DALLA SEZ. DA PROG.	ALLA SEZ. A PROG.	SEZIONE	FIGURA	AREA	DISTANZA SEZIONI m	DISTANZA DI CALCOLO m	VOLUME PARZIALE mc	VOLUME TOTALE mc
SEZ-1 0.00	SEZ-2 25.00	SEZ-1 SEZ-2	SC1 SC1	9.38 8.24	25.00 25.00	12.50 12.50	117.250 103.000	220.250
SEZ-2 25.00	SEZ-3 50.00	SEZ-2 SEZ-3	SC1 SC1	8.24 6.73	25.00 25.00	12.50 12.50	103.000 84.125	187.125
SEZ-3 50.00	SEZ-4 75.00	SEZ-3 SEZ-4	SC1 SC1	6.73 9.00	25.00 25.00	12.50 12.50	84.125 112.500	196.625
SEZ-4 75.00	SEZ-5 100.00	SEZ-4 SEZ-5	SC1 SC1	9.00 7.76	25.00 25.00	12.50 12.50	112.500 97.000	209.500
SEZ-5 100.00	SEZ-6 125.00	SEZ-5 SEZ-6	SC1 SC1	7.76 7.41	25.00 25.00	12.50 12.50	97.000 92.625	189.625
SEZ-6 125.00	SEZ-7 150.00	SEZ-6 SEZ-7	SC1 SC1	7.41 7.33	25.00 25.00	12.50 12.50	92.625 91.625	184.250
SEZ-7 150.00	SEZ-8 175.00	SEZ-7 SEZ-8	SC1 SC1	7.33 7.42	25.00 25.00	12.50 12.50	91.625 92.750	184.375
SEZ-8 175.00	SEZ-9 200.00	SEZ-8 SEZ-9	SC1 SC1	7.42 7.53	25.00 25.00	12.50 12.50	92.750 94.125	186.875
SEZ-9 200.00	SEZ-10 225.00	SEZ-9 SEZ-10	SC1 SC1	7.53 7.76	25.00 25.00	12.50 12.50	94.125 97.000	191.125
SEZ-10 225.00	SEZ-11 250.00	SEZ-10 SEZ-11	SC1 SC1	7.76 5.51	25.00 25.00	12.50 12.50	97.000 68.875	165.875
SEZ-11 250.00	SEZ-12 275.00	SEZ-11 SEZ-12	SC1 SC1	5.51 6.76	25.00 25.00	12.50 12.50	68.875 84.500	153.375
SEZ-12 275.00	SEZ-13 300.00	SEZ-12 SEZ-13	SC1 SC1	6.76 36.80	25.00 25.00	12.50 12.50	84.500 460.000	544.500
SEZ-13 300.00	SEZ-14 325.00	SEZ-13 SEZ-14	SC1 SC1	36.80 3.64	25.00 25.00	12.50 12.50	460.000 45.500	505.500
SEZ-14 325.00	SEZ-15 350.00	SEZ-14 SEZ-15	SC1 SC1	3.64 1.84	25.00 25.00	12.50 12.50	45.500 23.000	68.500
SEZ-15 350.00	SEZ-16 375.00	SEZ-15 SEZ-16	SC1 SC1	1.84 2.60	25.00 25.00	12.50 12.50	23.000 32.500	55.500
SEZ-16 375.00	SEZ-17 400.00	SEZ-16 SEZ-17	SC1 SC1	2.60 2.72	25.00 25.00	12.50 12.50	32.500 34.000	66.500
SEZ-17 400.00	SEZ-18 425.00	SEZ-17 SEZ-18	SC1 SC1	2.72 4.14	25.00 25.00	12.50 12.50	34.000 51.750	85.750
SEZ-18 425.00	SEZ-19 450.00	SEZ-18 SEZ-19	SC1 SC1	4.14 5.41	25.00 25.00	12.50 12.50	51.750 67.625	119.375
SEZ-19 450.00	SEZ-20 475.00	SEZ-19 SEZ-20	SC1 SC1	5.41 2.59	25.00 25.00	12.50 12.50	67.625 32.375	100.000
SEZ-20 475.00	SEZ-21 500.00	SEZ-20 SEZ-21	SC1 SC1	2.59 5.00	25.00 25.00	12.50 12.50	32.375 62.500	94.875
SEZ-21 500.00	SEZ-22 525.00	SEZ-21 SEZ-22	SC1 SC1	5.00 4.79	25.00 25.00	12.50 12.50	62.500 59.875	122.375
SEZ-22 525.00	SEZ-23 550.00	SEZ-22 SEZ-23	SC1 SC1	4.79 3.49	25.00 25.00	12.50 12.50	59.875 43.625	103.500
SEZ-23 550.00	SEZ-24 575.00	SEZ-23 SEZ-24	SC1 SC1	3.49 2.18	25.00 25.00	12.50 12.50	43.625 27.250	70.875
SEZ-24 575.00	SEZ-25 600.00	SEZ-24 SEZ-25	SC1 SC1	2.18 1.84	25.00 25.00	12.50 12.50	27.250 23.000	50.250
SEZ-25 600.00	SEZ-26 625.00	SEZ-25 SEZ-26	SC1 SC1	1.84 2.74	25.00 25.00	12.50 12.50	23.000 34.250	57.250
SEZ-26 625.00	SEZ-27 650.00	SEZ-26 SEZ-27	SC1 SC1	2.74 1.38	25.00 25.00	12.50 12.50	34.250 17.250	51.500
SEZ-27 650.00	SEZ-28 660.82	SEZ-27 SEZ-28	SC1 SC1	1.38 0.13	10.82 10.82	5.41 5.41	7.466 0.703	8.169
Il Direttore dei Lavori		L'Impresa			TOTALE ARTICOLO			4173.419

COMPUTO DEI VOLUMI		Foglio n. 8	
Volume dalla sezione SEZ-1 alla sezione SEZ-28			
ARTICOLO			VOLUME
RI RIPORTO		mc	448.457
SC SCAVO		mc	4173.419

		CALCOLO DELLE AREE	Foglio n. 1		
RIPORTO					
N. SEZIONE PROG.	FIG.	ELEMENTI DI CALCOLO	AREA ELEMENTARE mq	AREA FIGURA mq	NOTE
SEZ-11 250.00	RI1	$(-4.00--4.22) \times (54.47+54.32) / 2$ $(-3.00--4.00) \times (54.47+54.47) / 2$ $(-2.85--3.00) \times (54.32+54.47) / 2$ $(-3.71--2.85) \times (54.32+54.32) / 2$ $(-4.22--3.71) \times (54.32+54.32) / 2$	11.97 54.47 8.16 -46.72 -27.70		
SEZ-11 250.00	RI2	$(1.50-1.39) \times (54.47+54.35) / 2$ $(2.50-1.50) \times (54.47+54.47) / 2$ $(2.66-2.50) \times (54.36+54.47) / 2$ $(1.39-2.66) \times (54.35+54.36) / 2$	5.99 54.47 8.71 -69.03	0.18	
SEZ-12 275.00	RI1	$(-4.00--4.58) \times (54.40+54.01) / 2$ $(-3.00--4.00) \times (54.40+54.40) / 2$ $(-2.62--3.00) \times (54.02+54.40) / 2$ $(-3.60--2.62) \times (54.02+54.02) / 2$ $(-4.58--3.60) \times (54.01+54.02) / 2$	31.44 54.40 20.60 -52.94 -52.93	0.14	
SEZ-12 275.00	RI2	$(1.50-1.14) \times (54.40+54.04) / 2$ $(2.50-1.50) \times (54.40+54.40) / 2$ $(3.03-2.50) \times (54.05+54.40) / 2$ $(1.14-3.03) \times (54.04+54.05) / 2$	19.52 54.40 28.74 -102.15	0.57	
SEZ-13 300.00	RI1	$(-4.00--5.00) \times (54.33+53.66) / 2$ $(-3.00--4.00) \times (54.33+54.33) / 2$ $(-2.37--3.00) \times (53.70+54.33) / 2$ $(-5.00--2.37) \times (53.66+53.70) / 2$	53.99 54.33 34.03 -141.18	0.51	
SEZ-13 300.00	RI2	$(1.50-0.92) \times (54.33+53.75) / 2$ $(2.50-1.50) \times (54.33+54.33) / 2$ $(3.32-2.50) \times (53.79+54.33) / 2$ $(0.92-3.32) \times (53.75+53.79) / 2$	31.34 54.33 44.33 -129.05	1.17	
SEZ-14 325.00	RI1	$(-4.00--5.17) \times (54.26+53.48) / 2$ $(-3.00--4.00) \times (54.26+54.26) / 2$ $(-2.25--3.00) \times (53.51+54.26) / 2$ $(-2.65--2.25) \times (53.51+53.51) / 2$ $(-5.17--2.65) \times (53.48+53.51) / 2$	63.03 54.26 40.41 -21.40 -134.81	0.95	
SEZ-14 325.00	RI2	$(1.50-0.78) \times (54.26+53.54) / 2$ $(2.50-1.50) \times (54.26+54.26) / 2$ $(3.55-2.50) \times (53.56+54.26) / 2$ $(0.78-3.55) \times (53.54+53.56) / 2$	38.81 54.26 56.61 -148.33	1.49	
SEZ-15 350.00	RI1	$(-4.00--5.28) \times (54.19+53.34) / 2$ $(-3.00--4.00) \times (54.19+54.19) / 2$ $(-2.16--3.00) \times (53.35+54.19) / 2$ $(-5.28--2.16) \times (53.34+53.35) / 2$	68.82 54.19 45.17 -166.44	1.35	
SEZ-15 350.00	RI2	$(1.50-0.67) \times (54.19+53.36) / 2$ $(2.50-1.50) \times (54.19+54.19) / 2$ $(3.66-2.50) \times (53.42+54.19) / 2$ $(1.16-3.66) \times (53.37+53.42) / 2$ $(1.08-1.16) \times (53.37+53.37) / 2$ $(0.96-1.08) \times (53.36+53.37) / 2$ $(0.67-0.96) \times (53.36+53.36) / 2$	44.63 54.19 62.41 -133.49 -4.27 -6.40 -15.47	1.74	
SEZ-16 375.00	RI1	$(-4.00--4.91) \times (54.13+53.52) / 2$ $(-3.00--4.00) \times (54.13+54.13) / 2$ $(-2.42--3.00) \times (53.54+54.13) / 2$ $(-3.36--2.42) \times (53.52+53.54) / 2$ $(-4.91--3.36) \times (53.52+53.52) / 2$	48.98 54.13 31.22 -50.32 -82.96	1.60	
SEZ-16 375.00	RI2	$(1.50-0.96) \times (54.13+53.59) / 2$ $(2.50-1.50) \times (54.13+54.13) / 2$ $(3.28-2.50) \times (53.60+54.13) / 2$ $(0.96-3.28) \times (53.59+53.60) / 2$	29.08 54.13 42.01 -124.34	1.05	
SEZ-17 400.00	RI1	$(-4.00--4.67) \times (54.06+53.61) / 2$ $(-3.00--4.00) \times (54.06+54.06) / 2$ $(-2.57--3.00) \times (53.62+54.06) / 2$ $(-4.67--2.57) \times (53.61+53.62) / 2$	36.07 54.06 23.15 -112.59	0.88	
SEZ-17 400.00	RI2	$(1.50-1.09) \times (54.06+53.65) / 2$ $(2.50-1.50) \times (54.06+54.06) / 2$ $(3.09-2.50) \times (53.66+54.06) / 2$ $(1.09-3.09) \times (53.65+53.66) / 2$	22.08 54.06 31.78 -107.31	0.69	
SEZ-18 425.00	RI1	$(-4.00--4.26) \times (53.99+53.81) / 2$ $(-3.00--4.00) \times (53.99+53.99) / 2$ $(-2.83--3.00) \times (53.82+53.99) / 2$ $(-4.26--2.83) \times (53.81+53.82) / 2$	14.01 53.99 9.16 -76.96	0.61	
SEZ-18 425.00	RI2	$(1.50-1.34) \times (53.99+53.83) / 2$ $(2.50-1.50) \times (53.99+53.99) / 2$ $(2.74-2.50) \times (53.83+53.99) / 2$ $(1.34-2.74) \times (53.83+53.83) / 2$	8.63 53.99 12.94 -75.36	0.20	
SEZ-21 493.19	RI1	$(-4.00--4.12) \times (53.80+53.72) / 2$ $(-3.00--4.00) \times (53.80+53.80) / 2$ $(-2.92--3.00) \times (53.72+53.80) / 2$ $(-4.12--2.92) \times (53.72+53.72) / 2$	6.45 53.80 4.30 -64.46	0.20	
SEZ-21	RI2	$(1.50-1.44) \times (53.80+53.74) / 2$	3.23	0.09	
A RIPORTARE mq			3.23		

		CALCOLO DELLE AREE	Foglio n. 2		
RIPORTO					
N. SEZIONE PROG.	FIG.	ELEMENTI DI CALCOLO	AREA ELEMENTARE mq	AREA FIGURA mq	NOTE
RIPORTO mq			3.23		
493.19		$(2.50-1.50) \times (53.80+53.80) / 2$ $(2.58-2.50) \times (53.75+53.80) / 2$ $(1.44-2.58) \times (53.74+53.75) / 2$	53.80 4.30 -61.27	0.06	
Il Direttore dei Lavori		L'Impresa			

		CALCOLO DELLE AREE	Foglio n. 3		
SCAVO					
N. SEZIONE PROG.	FIG.	ELEMENTI DI CALCOLO	AREA ELEMENTARE mq	AREA FIGURA mq	NOTE
SEZ-1 0.00	SC1	(2.85--4.30) x (55.52+55.47) / 2 (2.63-2.85) x (55.30+55.52) / 2 (-0.00-2.63) x (52.67+55.30) / 2 (-1.50--0.00) x (52.67+52.67) / 2 (-4.13--1.50) x (55.30+52.67) / 2 (-4.30--4.13) x (55.47+55.30) / 2	396.79 -12.19 -141.98 -79.00 -141.98 -9.42	12.22	
SEZ.-1 bis 10.00	SC1	(2.88--4.34) x (55.51+55.47) / 2 (2.63-2.88) x (55.27+55.51) / 2 (-0.00-2.63) x (52.64+55.27) / 2 (-1.50--0.00) x (52.64+52.64) / 2 (-4.13--1.50) x (55.27+52.64) / 2 (-4.34--4.13) x (55.47+55.27) / 2	400.64 -13.85 -141.90 -78.96 -141.90 -11.63	12.40	
SEZ-2 25.00	SC1	(1.84--3.30) x (55.55+55.51) / 2 (1.50-1.84) x (55.21+55.55) / 2 (0.00-1.50) x (53.71+55.21) / 2 (-0.75-0.00) x (53.71+53.71) / 2 (-1.50--0.75) x (53.71+53.71) / 2 (-3.00--1.50) x (55.21+53.71) / 2 (-3.30--3.00) x (55.51+55.21) / 2	285.42 -18.83 -81.69 -40.28 -40.28 -81.69 -16.61	6.04	
SEZ-3 50.00	SC1	(1.80--3.26) x (55.43+55.39) / 2 (1.50-1.80) x (55.13+55.43) / 2 (0.00-1.50) x (53.63+55.13) / 2 (-0.75-0.00) x (53.63+53.63) / 2 (-1.50--0.75) x (53.63+53.63) / 2 (-3.00--1.50) x (55.13+53.63) / 2 (-3.26--3.00) x (55.39+55.13) / 2	280.37 -16.58 -81.57 -40.22 -40.22 -81.57 -14.37	5.84	
SEZ-4 75.00	SC1	(1.88--3.40) x (55.42+55.44) / 2 (1.50-1.88) x (55.04+55.42) / 2 (0.00-1.50) x (53.54+55.04) / 2 (-0.75-0.00) x (53.54+53.54) / 2 (-1.50--0.75) x (53.54+53.54) / 2 (-3.00--1.50) x (55.04+53.54) / 2 (-3.40--3.00) x (55.44+55.04) / 2	292.67 -20.99 -81.44 -40.16 -40.16 -81.44 -22.10	6.38	
SEZ-5 100.00	SC1	(-1.76--3.41) x (55.40+55.36) / 2 (1.96--1.76) x (55.41+55.40) / 2 (1.50-1.96) x (54.95+55.41) / 2 (0.00-1.50) x (53.45+54.95) / 2 (-0.75-0.00) x (53.45+53.45) / 2 (-1.50--0.75) x (53.45+53.45) / 2 (-3.00--1.50) x (54.95+53.45) / 2 (-3.41--3.00) x (55.36+54.95) / 2	91.38 206.11 -25.38 -81.30 -40.09 -40.09 -81.30 -22.61	6.72	
SEZ-6 125.00	SC1	(0.88--3.41) x (55.36+55.27) / 2 (2.02-0.88) x (55.39+55.36) / 2 (1.50-2.02) x (54.87+55.39) / 2 (0.00-1.50) x (53.37+54.87) / 2 (-0.75-0.00) x (53.37+53.37) / 2 (-1.50--0.75) x (53.37+53.37) / 2 (-3.00--1.50) x (54.87+53.37) / 2 (-3.41--3.00) x (55.27+54.87) / 2	237.30 63.13 -28.67 -81.18 -40.03 -40.03 -81.18 -22.58	6.76	
SEZ-7 150.00	SC1	(-1.84--3.90) x (55.71+55.68) / 2 (2.52--1.84) x (55.80+55.71) / 2 (1.50-2.52) x (54.78+55.80) / 2 (0.00-1.50) x (53.28+54.78) / 2 (-0.75-0.00) x (53.28+53.28) / 2 (-1.50--0.75) x (53.28+53.28) / 2 (-3.00--1.50) x (54.78+53.28) / 2 (-3.90--3.00) x (55.68+54.78) / 2	114.73 243.09 -56.40 -81.05 -39.96 -39.96 -81.05 -49.71	9.69	
SEZ-8 175.00	SC1	(-2.30--3.95) x (55.66+55.64) / 2 (2.52--2.30) x (55.72+55.66) / 2 (1.50-2.52) x (54.69+55.72) / 2 (0.00-1.50) x (53.19+54.69) / 2 (-0.75-0.00) x (53.19+53.19) / 2 (-1.50--0.75) x (53.19+53.19) / 2 (-3.00--1.50) x (54.69+53.19) / 2 (-3.95--3.00) x (55.64+54.69) / 2	91.82 268.43 -56.31 -80.91 -39.89 -39.89 -80.91 -52.41	9.93	
SEZ-9 200.00	SC1	(2.20--3.69) x (55.30+55.30) / 2 (1.50-2.20) x (54.61+55.30) / 2 (0.00-1.50) x (53.11+54.61) / 2 (-0.75-0.00) x (53.11+53.11) / 2 (-1.50--0.75) x (53.11+53.11) / 2 (-3.00--1.50) x (54.61+53.11) / 2 (-3.69--3.00) x (55.30+54.61) / 2	325.72 -38.47 -80.79 -39.83 -39.83 -80.79 -37.92	8.09	
- 202.38	SC1	(2.16--3.66) x (55.26+55.26) / 2 (1.50-2.16) x (54.60+55.26) / 2 (0.00-1.50) x (53.10+54.60) / 2 (-0.75-0.00) x (53.10+53.10) / 2 (-1.50--0.75) x (53.10+53.10) / 2 (-3.00--1.50) x (54.60+53.10) / 2 (-3.66--3.00) x (55.26+54.60) / 2	321.61 -36.25 -80.78 -39.83 -39.83 -80.78 -36.25	7.89	
SEZ-10 225.00	SC1	(1.42--3.26) x (54.76+54.80) / 2 (1.72-1.42) x (54.76+54.76) / 2 (1.50-1.72) x (54.54+54.76) / 2	256.37 16.43 -12.02		
A RIPORTARE mq			260.78		

		CALCOLO DELLE AREE		Foglio n. 4	
SCAVO					
N. SEZIONE PROG.	FIG.	ELEMENTI DI CALCOLO	AREA ELEMENTARE mq	AREA FIGURA mq	NOTE
RIPORTO mq			260.78		
SEZ-11 250.00	SC1	$(0.00-1.50) \times (53.04+54.54) / 2$ $(-0.75-0.00) \times (53.04+53.04) / 2$ $(-1.50--0.75) \times (53.04+53.04) / 2$ $(-3.00--1.50) \times (54.54+53.04) / 2$ $(-3.26--3.00) \times (54.80+54.54) / 2$ $(1.39--2.85) \times (54.35+54.32) / 2$ $(0.00-1.39) \times (52.97+54.35) / 2$ $(-0.75-0.00) \times (52.97+52.97) / 2$ $(-1.50--0.75) \times (52.97+52.97) / 2$ $(-2.85--1.50) \times (54.32+52.97) / 2$	-80.69 -39.78 -39.78 -80.69 -14.21 230.38 -74.59 -39.73 -39.73 -72.42	5.63	
SEZ-12 275.00	SC1	$(1.14--2.62) \times (54.04+54.02) / 2$ $(0.00-1.14) \times (52.90+54.04) / 2$ $(-0.75-0.00) \times (52.90+52.90) / 2$ $(-1.50--0.75) \times (52.90+52.90) / 2$ $(-2.62--1.50) \times (54.02+52.90) / 2$	203.15 -60.96 -39.67 -39.67 -59.88	3.91	
SEZ-13 300.00	SC1	$(0.92--2.37) \times (53.75+53.70) / 2$ $(0.00-0.92) \times (52.83+53.75) / 2$ $(-0.75-0.00) \times (52.83+52.83) / 2$ $(-1.50--0.75) \times (52.83+52.83) / 2$ $(-2.37--1.50) \times (53.70+52.83) / 2$	176.76 -49.03 -39.62 -39.62 -46.34	2.97	
SEZ-14 325.00	SC1	$(0.78--2.25) \times (53.54+53.51) / 2$ $(0.00-0.78) \times (52.76+53.54) / 2$ $(-0.75-0.00) \times (52.76+52.76) / 2$ $(-1.50--0.75) \times (52.76+52.76) / 2$ $(-2.25--1.50) \times (53.51+52.76) / 2$	162.18 -41.46 -39.57 -39.57 -39.85	2.15	
SEZ-15 350.00	SC1	$(-0.43--2.16) \times (53.36+53.35) / 2$ $(0.67--0.43) \times (53.36+53.36) / 2$ $(0.00-0.67) \times (52.69+53.36) / 2$ $(-0.75-0.00) \times (52.69+52.69) / 2$ $(-1.50--0.75) \times (52.69+52.69) / 2$ $(-2.16--1.50) \times (53.35+52.69) / 2$	92.30 58.70 -35.53 -39.52 -39.52 -34.99	1.73	
SEZ-16 375.00	SC1	$(-1.41--2.42) \times (53.57+53.54) / 2$ $(0.72--1.41) \times (53.58+53.57) / 2$ $(0.96-0.72) \times (53.59+53.58) / 2$ $(0.00-0.96) \times (52.63+53.59) / 2$ $(-0.75-0.00) \times (52.63+52.63) / 2$ $(-1.50--0.75) \times (52.63+52.63) / 2$ $(-2.42--1.50) \times (53.54+52.63) / 2$	54.09 114.11 12.86 -50.99 -39.47 -39.47 -48.84	1.44	
SEZ-17 400.00	SC1	$(1.09--2.57) \times (53.65+53.62) / 2$ $(0.00-1.09) \times (52.56+53.65) / 2$ $(-0.75-0.00) \times (52.56+52.56) / 2$ $(-1.50--0.75) \times (52.56+52.56) / 2$ $(-2.57--1.50) \times (53.62+52.56) / 2$	196.30 -57.88 -39.42 -39.42 -56.81	2.29	
SEZ-18 425.00	SC1	$(1.34--2.83) \times (53.83+53.82) / 2$ $(0.00-1.34) \times (52.49+53.83) / 2$ $(-0.75-0.00) \times (52.49+52.49) / 2$ $(-1.50--0.75) \times (52.49+52.49) / 2$ $(-2.83--1.50) \times (53.82+52.49) / 2$	224.45 -71.23 -39.37 -39.37 -70.70	2.77	
SEZ-19 450.00	SC1	$(1.61--3.06) \times (54.03+53.97) / 2$ $(1.50-1.61) \times (53.92+54.03) / 2$ $(0.00-1.50) \times (52.42+53.92) / 2$ $(-0.75-0.00) \times (52.42+52.42) / 2$ $(-1.50--0.75) \times (52.42+52.42) / 2$ $(-3.00--1.50) \times (53.92+52.42) / 2$ $(-3.06--3.00) \times (53.97+53.92) / 2$	252.18 -5.94 -79.75 -39.31 -39.31 -79.75 -3.24	3.78	
SEZ-20 475.00	SC1	$(1.14--3.00) \times (53.85+53.85) / 2$ $(1.51-1.14) \times (53.86+53.85) / 2$ $(1.50-1.51) \times (53.85+53.86) / 2$ $(0.00-1.50) \times (52.35+53.85) / 2$ $(-0.75-0.00) \times (52.35+52.35) / 2$ $(-1.50--0.75) \times (52.35+52.35) / 2$ $(-3.00--1.50) \times (53.85+52.35) / 2$	222.94 19.93 -0.54 -79.65 -39.26 -39.26 -79.65	4.88	
SEZ-21 493.19	SC1	$(1.44--2.92) \times (53.74+53.72) / 2$ $(0.00-1.44) \times (52.30+53.74) / 2$ $(-0.75-0.00) \times (52.30+52.30) / 2$ $(-1.50--0.75) \times (52.30+52.30) / 2$ $(-2.92--1.50) \times (53.72+52.30) / 2$	234.26 -76.35 -39.22 -39.22 -75.27	4.51	
				4.20	
Il Direttore dei Lavori		L'Impresa			

		COMPUTO DEI VOLUMI					Foglio n. 5	
RIPORTO								
DALLA SEZ. DA PROG.	ALLA SEZ. A PROG.	SEZIONE	FIGURA	AREA	DISTANZA SEZIONI m	DISTANZA DI CALCOLO m	VOLUME PARZIALE mc	VOLUME TOTALE mc
SEZ-10 225.00	SEZ-11 250.00	SEZ-11 SEZ-11	RI1 RI2	0.18 0.14	25.00 25.00	12.50 12.50	2.250 1.750	4.000
SEZ-11 250.00	SEZ-12 275.00	SEZ-11 SEZ-12 SEZ-12	RI1 RI2 RI1 RI2	0.18 0.14 0.57 0.51	25.00 25.00 25.00 25.00	12.50 12.50 12.50 12.50	2.250 1.750 7.125 6.375	17.500
SEZ-12 275.00	SEZ-13 300.00	SEZ-12 SEZ-12 SEZ-13 SEZ-13	RI1 RI2 RI1 RI2	0.57 0.51 1.17 0.95	25.00 25.00 25.00 25.00	12.50 12.50 12.50 12.50	7.125 6.375 14.625 11.875	40.000
SEZ-13 300.00	SEZ-14 325.00	SEZ-13 SEZ-13 SEZ-14 SEZ-14	RI1 RI2 RI1 RI2	1.17 0.95 1.49 1.35	25.00 25.00 25.00 25.00	12.50 12.50 12.50 12.50	14.625 11.875 18.625 16.875	62.000
SEZ-14 325.00	SEZ-15 350.00	SEZ-14 SEZ-14 SEZ-15 SEZ-15	RI1 RI2 RI1 RI2	1.49 1.35 1.74 1.60	25.00 25.00 25.00 25.00	12.50 12.50 12.50 12.50	18.625 16.875 21.750 20.000	77.250
SEZ-15 350.00	SEZ-16 375.00	SEZ-15 SEZ-15 SEZ-16 SEZ-16	RI1 RI2 RI1 RI2	1.74 1.60 1.05 0.88	25.00 25.00 25.00 25.00	12.50 12.50 12.50 12.50	21.750 20.000 13.125 11.000	65.875
SEZ-16 375.00	SEZ-17 400.00	SEZ-16 SEZ-16 SEZ-17 SEZ-17	RI1 RI2 RI1 RI2	1.05 0.88 0.69 0.61	25.00 25.00 25.00 25.00	12.50 12.50 12.50 12.50	13.125 11.000 8.625 7.625	40.375
SEZ-17 400.00	SEZ-18 425.00	SEZ-17 SEZ-17 SEZ-18 SEZ-18	RI1 RI2 RI1 RI2	0.69 0.61 0.20 0.20	25.00 25.00 25.00 25.00	12.50 12.50 12.50 12.50	8.625 7.625 2.500 2.500	21.250
SEZ-18 425.00	SEZ-19 450.00	SEZ-18 SEZ-18	RI1 RI2	0.20 0.20	25.00 25.00	12.50 12.50	2.500 2.500	5.000
SEZ-20 475.00	SEZ-21 493.19	SEZ-21 SEZ-21	RI1 RI2	0.09 0.06	18.19 18.19	9.09 9.09	0.818 0.545	1.363
Il Direttore dei Lavori		L'Impresa			TOTALE ARTICOLO			334.613

		COMPUTO DEI VOLUMI			Foglio n. 6			
SCAVO								
DALLA SEZ. DA PROG.	ALLA SEZ. A PROG.	SEZIONE	FIGURA	AREA	DISTANZA SEZIONI m	DISTANZA DI CALCOLO m	VOLUME PARZIALE mc	VOLUME TOTALE mc
SEZ-1 0.00	SEZ.-1 bis 10.00	SEZ-1 SEZ.-1 bis	SC1 SC1	12.22 12.40	10.00 10.00	5.00 5.00	61.100 62.000	123.100
SEZ.-1 bis 10.00	SEZ-2 25.00	SEZ.-1 bis SEZ-2	SC1 SC1	12.40 6.04	15.00 15.00	7.50 7.50	93.000 45.300	138.300
SEZ-2 25.00	SEZ-3 50.00	SEZ-2 SEZ-3	SC1 SC1	6.04 5.84	25.00 25.00	12.50 12.50	75.500 73.000	148.500
SEZ-3 50.00	SEZ-4 75.00	SEZ-3 SEZ-4	SC1 SC1	5.84 6.38	25.00 25.00	12.50 12.50	73.000 79.750	152.750
SEZ-4 75.00	SEZ-5 100.00	SEZ-4 SEZ-5	SC1 SC1	6.38 6.72	25.00 25.00	12.50 12.50	79.750 84.000	163.750
SEZ-5 100.00	SEZ-6 125.00	SEZ-5 SEZ-6	SC1 SC1	6.72 6.76	25.00 25.00	12.50 12.50	84.000 84.500	168.500
SEZ-6 125.00	SEZ-7 150.00	SEZ-6 SEZ-7	SC1 SC1	6.76 9.69	25.00 25.00	12.50 12.50	84.500 121.125	205.625
SEZ-7 150.00	SEZ-8 175.00	SEZ-7 SEZ-8	SC1 SC1	9.69 9.93	25.00 25.00	12.50 12.50	121.125 124.125	245.250
SEZ-8 175.00	SEZ-9 200.00	SEZ-8 SEZ-9	SC1 SC1	9.93 8.09	25.00 25.00	12.50 12.50	124.125 101.125	225.250
SEZ-9 200.00	- 202.38	SEZ-9 -	SC1 SC1	8.09 7.89	2.38 2.38	1.19 1.19	9.627 9.389	19.016
- 202.38	SEZ-10 225.00	- SEZ-10	SC1 SC1	7.89 5.63	22.62 22.62	11.31 11.31	89.236 63.675	152.911
SEZ-10 225.00	SEZ-11 250.00	SEZ-10 SEZ-11	SC1 SC1	5.63 3.91	25.00 25.00	12.50 12.50	70.375 48.875	119.250
SEZ-11 250.00	SEZ-12 275.00	SEZ-11 SEZ-12	SC1 SC1	3.91 2.97	25.00 25.00	12.50 12.50	48.875 37.125	86.000
SEZ-12 275.00	SEZ-13 300.00	SEZ-12 SEZ-13	SC1 SC1	2.97 2.15	25.00 25.00	12.50 12.50	37.125 26.875	64.000
SEZ-13 300.00	SEZ-14 325.00	SEZ-13 SEZ-14	SC1 SC1	2.15 1.73	25.00 25.00	12.50 12.50	26.875 21.625	48.500
SEZ-14 325.00	SEZ-15 350.00	SEZ-14 SEZ-15	SC1 SC1	1.73 1.44	25.00 25.00	12.50 12.50	21.625 18.000	39.625
SEZ-15 350.00	SEZ-16 375.00	SEZ-15 SEZ-16	SC1 SC1	1.44 2.29	25.00 25.00	12.50 12.50	18.000 28.625	46.625
SEZ-16 375.00	SEZ-17 400.00	SEZ-16 SEZ-17	SC1 SC1	2.29 2.77	25.00 25.00	12.50 12.50	28.625 34.625	63.250
SEZ-17 400.00	SEZ-18 425.00	SEZ-17 SEZ-18	SC1 SC1	2.77 3.78	25.00 25.00	12.50 12.50	34.625 47.250	81.875
SEZ-18 425.00	SEZ-19 450.00	SEZ-18 SEZ-19	SC1 SC1	3.78 4.88	25.00 25.00	12.50 12.50	47.250 61.000	108.250
SEZ-19 450.00	SEZ-20 475.00	SEZ-19 SEZ-20	SC1 SC1	4.88 4.51	25.00 25.00	12.50 12.50	61.000 56.375	117.375
SEZ-20 475.00	SEZ-21 493.19	SEZ-20 SEZ-21	SC1 SC1	4.51 4.20	18.19 18.19	9.09 9.09	40.996 38.178	79.174
Il Direttore dei Lavori		L'Impresa			TOTALE ARTICOLO			2596.876

COMPUTO DEI VOLUMI		Foglio n. 7	
Volume dalla sezione SEZ-1 alla sezione SEZ-21			
ARTICOLO			VOLUME
RI RIPORTO	mc		334.613
SC SCAVO	mc		2596.876

		CALCOLO DELLE AREE	Foglio n. 1		
SCAVO					
N. SEZIONE PROG.	FIG.	ELEMENTI DI CALCOLO	AREA ELEMENTARE mq	AREA FIGURA mq	NOTE
SEZ-1 0.00	SC1	(0.00--2.65) x (55.30+55.32) / 2 (3.00-0.00) x (55.30+55.30) / 2 (4.13-3.00) x (55.30+55.30) / 2 (1.50-4.13) x (52.67+55.30) / 2 (0.00-1.50) x (52.67+52.67) / 2 (-2.64-0.00) x (55.31+52.67) / 2 (-2.65--2.64) x (55.32+55.31) / 2	146.57 165.90 62.49 -141.98 -79.00 -142.53 -0.55		
SEZ.-1 bis 10.00	SC1	(-1.50--2.65) x (55.27+55.28) / 2 (0.00--1.50) x (55.27+55.27) / 2 (3.00-0.00) x (55.27+55.27) / 2 (4.14-3.00) x (55.28+55.27) / 2 (4.13-4.14) x (55.27+55.28) / 2 (1.50-4.13) x (52.64+55.27) / 2 (-0.00-1.50) x (52.64+52.64) / 2 (-2.63--0.00) x (55.27+52.64) / 2 (-2.65--2.63) x (55.28+55.27) / 2	63.57 82.91 165.81 63.01 -0.55 -141.90 -78.96 -141.90 -1.11	10.90	
SEZ-2 25.00	SC1	(0.00--1.50) x (55.21+55.21) / 2 (3.00-0.00) x (55.21+55.21) / 2 (1.50-3.00) x (53.71+55.21) / 2 (0.75-1.50) x (53.71+53.71) / 2 (0.00-0.75) x (53.71+53.71) / 2 (-1.50-0.00) x (55.21+53.71) / 2	82.81 165.63 -81.69 -40.28 -40.28 -81.69	10.88	
SEZ-3 50.00	SC1	(3.00--1.50) x (55.13+55.13) / 2 (1.50-3.00) x (53.63+55.13) / 2 (0.75-1.50) x (53.63+53.63) / 2 (0.00-0.75) x (53.63+53.63) / 2 (-1.50-0.00) x (55.13+53.63) / 2	248.09 -81.57 -40.22 -40.22 -81.57	4.50	
SEZ-4 75.00	SC1	(3.00--1.50) x (55.04+55.04) / 2 (1.50-3.00) x (53.54+55.04) / 2 (0.75-1.50) x (53.54+53.54) / 2 (0.00-0.75) x (53.54+53.54) / 2 (-1.50-0.00) x (55.04+53.54) / 2	247.68 -81.44 -40.16 -40.16 -81.44	4.51	
SEZ-5 100.00	SC1	(0.00--1.50) x (54.96+54.96) / 2 (3.00-0.00) x (54.96+54.96) / 2 (1.50-3.00) x (53.46+54.96) / 2 (0.75-1.50) x (53.46+53.46) / 2 (0.00-0.75) x (53.46+53.46) / 2 (-1.50-0.00) x (54.96+53.46) / 2	82.44 164.88 -81.31 -40.09 -40.09 -81.31	4.48	
SEZ-6 125.00	SC1	(3.00--1.50) x (54.87+54.87) / 2 (1.50-3.00) x (53.37+54.87) / 2 (0.75-1.50) x (53.37+53.37) / 2 (0.00-0.75) x (53.37+53.37) / 2 (-1.50-0.00) x (54.87+53.37) / 2	246.91 -81.18 -40.03 -40.03 -81.18	4.52	
SEZ-7 150.00	SC1	(0.00--1.50) x (54.79+54.79) / 2 (3.00-0.00) x (54.79+54.79) / 2 (1.50-3.00) x (53.29+54.79) / 2 (0.75-1.50) x (53.29+53.29) / 2 (0.00-0.75) x (53.29+53.29) / 2 (-1.50-0.00) x (54.79+53.29) / 2	82.19 164.37 -81.06 -39.97 -39.97 -81.06	4.49	
SEZ-8 175.00	SC1	(1.50--1.50) x (54.70+54.70) / 2 (3.00-1.50) x (54.70+54.70) / 2 (1.50-3.00) x (53.20+54.70) / 2 (0.75-1.50) x (53.20+53.20) / 2 (0.00-0.75) x (53.20+53.20) / 2 (-1.50-0.00) x (54.70+53.20) / 2	164.10 82.05 -80.93 -39.90 -39.90 -80.93	4.50	
SEZ-9 200.00	SC1	(1.50--1.50) x (54.62+54.62) / 2 (3.02-1.50) x (54.63+54.62) / 2 (3.00-3.02) x (54.62+54.63) / 2 (1.50-3.00) x (53.12+54.62) / 2 (0.75-1.50) x (53.12+53.12) / 2 (0.00-0.75) x (53.12+53.12) / 2 (-1.50-0.00) x (54.62+53.12) / 2	163.86 83.03 -1.09 -80.80 -39.84 -39.84 -80.80	4.49	
SEZ-10 225.00	SC1	(0.00--1.50) x (54.53+54.53) / 2 (3.00-0.00) x (54.53+54.53) / 2 (1.50-3.00) x (53.03+54.53) / 2 (0.75-1.50) x (53.03+53.03) / 2 (0.00-0.75) x (53.03+53.03) / 2 (-1.50-0.00) x (54.53+53.03) / 2	81.80 163.59 -80.67 -39.77 -39.77 -80.67	4.52	
SEZ-11 250.00	SC1	(3.00--1.50) x (54.44+54.44) / 2 (1.50-3.00) x (52.94+54.44) / 2 (0.75-1.50) x (52.94+52.94) / 2 (0.00-0.75) x (52.94+52.94) / 2 (-1.50-0.00) x (54.44+52.94) / 2	244.98 -80.53 -39.70 -39.70 -80.53	4.51	
SEZ-12 275.00	SC1	(3.00--1.50) x (54.36+54.36) / 2 (1.50-3.00) x (52.86+54.36) / 2 (0.75-1.50) x (52.86+52.86) / 2 (0.00-0.75) x (52.86+52.86) / 2 (-1.50-0.00) x (54.36+52.86) / 2	244.62 -80.41 -39.64 -39.64 -80.41	4.52	
SEZ-13 300.00	SC1	(3.00--1.50) x (54.27+54.27) / 2 (1.50-3.00) x (52.77+54.27) / 2	244.22 -80.28	4.52	
A RIPORTARE mq			163.94		

		CALCOLO DELLE AREE		Foglio n. 2	
SCAVO					
N. SEZIONE PROG.	FIG.	ELEMENTI DI CALCOLO	AREA ELEMENTARE mq	AREA FIGURA mq	NOTE
RIPORTO mq			163.94		
SEZ-14 325.00	SC1	$(0.75-1.50) \times (52.77+52.77) / 2$ $(0.00-0.75) \times (52.77+52.77) / 2$ $(-1.50-0.00) \times (54.27+52.77) / 2$ $(3.00--1.50) \times (54.19+54.19) / 2$ $(1.50-3.00) \times (52.69+54.19) / 2$ $(0.75-1.50) \times (52.69+52.69) / 2$ $(0.00-0.75) \times (52.69+52.69) / 2$ $(-1.50-0.00) \times (54.19+52.69) / 2$	-39.58 -39.58 -80.28 243.85 -80.16 -39.52 -39.52 -80.16	4.50	
SEZ-15 350.00	SC1	$(3.00--1.50) \times (54.10+54.10) / 2$ $(1.50-3.00) \times (52.60+54.10) / 2$ $(0.75-1.50) \times (52.60+52.60) / 2$ $(0.00-0.75) \times (52.60+52.60) / 2$ $(-1.50-0.00) \times (54.10+52.60) / 2$	243.45 -80.03 -39.45 -39.45 -80.03	4.49	
SEZ-16 375.00	SC1	$(3.00--1.50) \times (54.02+54.02) / 2$ $(1.50-3.00) \times (52.52+54.02) / 2$ $(0.75-1.50) \times (52.52+52.52) / 2$ $(0.00-0.75) \times (52.52+52.52) / 2$ $(-1.50-0.00) \times (54.02+52.52) / 2$	243.09 -79.91 -39.39 -39.39 -79.91	4.49	
SEZ-17 400.00	SC1	$(3.00--1.50) \times (53.93+53.93) / 2$ $(1.50-3.00) \times (52.43+53.93) / 2$ $(0.75-1.50) \times (52.43+52.43) / 2$ $(0.00-0.75) \times (52.43+52.43) / 2$ $(-1.50-0.00) \times (53.93+52.43) / 2$	242.69 -79.77 -39.32 -39.32 -79.77	4.49	
SEZ-18 425.00	SC1	$(3.00--1.51) \times (53.85+53.85) / 2$ $(1.50-3.00) \times (52.35+53.85) / 2$ $(0.75-1.50) \times (52.35+52.35) / 2$ $(0.00-0.75) \times (52.35+52.35) / 2$ $(-1.50-0.00) \times (53.85+52.35) / 2$ $(-1.51--1.50) \times (53.85+53.85) / 2$	242.86 -79.65 -39.26 -39.26 -79.65 -0.54	4.51	
SEZ-19 450.00	SC1	$(3.00--1.51) \times (53.76+53.77) / 2$ $(1.50-3.00) \times (52.26+53.76) / 2$ $(0.75-1.50) \times (52.26+52.26) / 2$ $(0.00-0.75) \times (52.26+52.26) / 2$ $(-1.50-0.00) \times (53.76+52.26) / 2$ $(-1.51--1.50) \times (53.77+53.76) / 2$	242.48 -79.52 -39.20 -39.20 -79.52 -0.54	4.50	
SEZ-20 475.00	SC1	$(3.01--1.51) \times (53.68+53.68) / 2$ $(3.00-3.01) \times (53.67+53.68) / 2$ $(1.50-3.00) \times (52.17+53.67) / 2$ $(0.75-1.50) \times (52.17+52.17) / 2$ $(0.00-0.75) \times (52.17+52.17) / 2$ $(-1.50-0.00) \times (53.67+52.17) / 2$ $(-1.51--1.50) \times (53.68+53.67) / 2$	242.63 -0.54 -79.38 -39.13 -39.13 -79.38 -0.54	4.53	
SEZ-21 500.00	SC1	$(3.01--1.52) \times (53.60+53.60) / 2$ $(3.00-3.01) \times (53.59+53.60) / 2$ $(1.50-3.00) \times (52.09+53.59) / 2$ $(0.75-1.50) \times (52.09+52.09) / 2$ $(0.00-0.75) \times (52.09+52.09) / 2$ $(-1.50-0.00) \times (53.59+52.09) / 2$ $(-1.52--1.50) \times (53.60+53.59) / 2$	242.81 -0.54 -79.26 -39.07 -39.07 -79.26 -1.07	4.54	
SEZ-22 525.00	SC1	$(0.00--1.50) \times (53.49+53.50) / 2$ $(1.50-0.00) \times (53.50+53.49) / 2$ $(3.00-1.50) \times (53.50+53.50) / 2$ $(1.50-3.00) \times (52.00+53.50) / 2$ $(0.75-1.50) \times (52.00+52.00) / 2$ $(0.00-0.75) \times (52.00+52.00) / 2$ $(-1.50-0.00) \times (53.50+52.00) / 2$	80.24 80.24 80.25 -79.13 -39.00 -39.00 -79.13	4.47	
SEZ-23 550.00	SC1	$(0.00--1.50) \times (53.41+53.42) / 2$ $(1.50-0.00) \times (53.42+53.41) / 2$ $(3.00-1.50) \times (53.42+53.42) / 2$ $(1.50-3.00) \times (51.92+53.42) / 2$ $(0.75-1.50) \times (51.92+51.92) / 2$ $(0.00-0.75) \times (51.92+51.92) / 2$ $(-1.50-0.00) \times (53.42+51.92) / 2$	80.12 80.12 80.13 -79.00 -38.94 -38.94 -79.00	4.49	
SEZ-24 555.01	SC1	$(0.00--2.20) \times (54.08+54.10) / 2$ $(4.36-0.00) \times (54.08+54.08) / 2$ $(2.18-4.36) \times (51.90+54.08) / 2$ $(1.43-2.18) \times (51.90+51.90) / 2$ $(0.00-1.43) \times (51.90+51.90) / 2$ $(-2.20-0.00) \times (54.10+51.90) / 2$	119.00 235.79 -115.52 -38.93 -74.22 -116.60	9.52	
Il Direttore dei Lavori		L'Impresa			

		COMPUTO DEI VOLUMI			Foglio n. 3			
SCAVO								
DALLA SEZ. DA PROG.	ALLA SEZ. A PROG.	SEZIONE	FIGURA	AREA	DISTANZA SEZIONI m	DISTANZA DI CALCOLO m	VOLUME PARZIALE mc	VOLUME TOTALE mc
SEZ-1 0.00	SEZ.-1 bis 10.00	SEZ-1 SEZ.-1 bis	SC1 SC1	10.90 10.88	10.00 10.00	5.00 5.00	54.500 54.400	108.900
SEZ.-1 bis 10.00	SEZ-2 25.00	SEZ.-1 bis SEZ-2	SC1 SC1	10.88 4.50	15.00 15.00	7.50 7.50	81.600 33.750	115.350
SEZ-2 25.00	SEZ-3 50.00	SEZ-2 SEZ-3	SC1 SC1	4.50 4.51	25.00 25.00	12.50 12.50	56.250 56.375	112.625
SEZ-3 50.00	SEZ-4 75.00	SEZ-3 SEZ-4	SC1 SC1	4.51 4.48	25.00 25.00	12.50 12.50	56.375 56.000	112.375
SEZ-4 75.00	SEZ-5 100.00	SEZ-4 SEZ-5	SC1 SC1	4.48 4.52	25.00 25.00	12.50 12.50	56.000 56.500	112.500
SEZ-5 100.00	SEZ-6 125.00	SEZ-5 SEZ-6	SC1 SC1	4.52 4.49	25.00 25.00	12.50 12.50	56.500 56.125	112.625
SEZ-6 125.00	SEZ-7 150.00	SEZ-6 SEZ-7	SC1 SC1	4.49 4.50	25.00 25.00	12.50 12.50	56.125 56.250	112.375
SEZ-7 150.00	SEZ-8 175.00	SEZ-7 SEZ-8	SC1 SC1	4.50 4.49	25.00 25.00	12.50 12.50	56.250 56.125	112.375
SEZ-8 175.00	SEZ-9 200.00	SEZ-8 SEZ-9	SC1 SC1	4.49 4.52	25.00 25.00	12.50 12.50	56.125 56.500	112.625
SEZ-9 200.00	SEZ-10 225.00	SEZ-9 SEZ-10	SC1 SC1	4.52 4.51	25.00 25.00	12.50 12.50	56.500 56.375	112.875
SEZ-10 225.00	SEZ-11 250.00	SEZ-10 SEZ-11	SC1 SC1	4.51 4.52	25.00 25.00	12.50 12.50	56.375 56.500	112.875
SEZ-11 250.00	SEZ-12 275.00	SEZ-11 SEZ-12	SC1 SC1	4.52 4.52	25.00 25.00	12.50 12.50	56.500 56.500	113.000
SEZ-12 275.00	SEZ-13 300.00	SEZ-12 SEZ-13	SC1 SC1	4.52 4.50	25.00 25.00	12.50 12.50	56.500 56.250	112.750
SEZ-13 300.00	SEZ-14 325.00	SEZ-13 SEZ-14	SC1 SC1	4.50 4.49	25.00 25.00	12.50 12.50	56.250 56.125	112.375
SEZ-14 325.00	SEZ-15 350.00	SEZ-14 SEZ-15	SC1 SC1	4.49 4.49	25.00 25.00	12.50 12.50	56.125 56.125	112.250
SEZ-15 350.00	SEZ-16 375.00	SEZ-15 SEZ-16	SC1 SC1	4.49 4.49	25.00 25.00	12.50 12.50	56.125 56.125	112.250
SEZ-16 375.00	SEZ-17 400.00	SEZ-16 SEZ-17	SC1 SC1	4.49 4.51	25.00 25.00	12.50 12.50	56.125 56.375	112.500
SEZ-17 400.00	SEZ-18 425.00	SEZ-17 SEZ-18	SC1 SC1	4.51 4.50	25.00 25.00	12.50 12.50	56.375 56.250	112.625
SEZ-18 425.00	SEZ-19 450.00	SEZ-18 SEZ-19	SC1 SC1	4.50 4.50	25.00 25.00	12.50 12.50	56.250 56.250	112.500
SEZ-19 450.00	SEZ-20 475.00	SEZ-19 SEZ-20	SC1 SC1	4.50 4.53	25.00 25.00	12.50 12.50	56.250 56.625	112.875
SEZ-20 475.00	SEZ-21 500.00	SEZ-20 SEZ-21	SC1 SC1	4.53 4.54	25.00 25.00	12.50 12.50	56.625 56.750	113.375
SEZ-21 500.00	SEZ-22 525.00	SEZ-21 SEZ-22	SC1 SC1	4.54 4.47	25.00 25.00	12.50 12.50	56.750 55.875	112.625
SEZ-22 525.00	SEZ-23 550.00	SEZ-22 SEZ-23	SC1 SC1	4.47 4.49	25.00 25.00	12.50 12.50	55.875 56.125	112.000
SEZ-23 550.00	SEZ-24 555.01	SEZ-23 SEZ-24	SC1 SC1	4.49 9.52	5.01 5.01	2.50 2.50	11.225 23.800	35.025
Il Direttore dei Lavori		L'Impresa			TOTALE ARTICOLO			2623.650

	COMPUTO DEI VOLUMI		Foglio n. 4
Volume dalla sezione SEZ-1 alla sezione SEZ-24			
ARTICOLO	VOLUME		
SC SCAVO	mc	2623.650	