

PROPONENTE

Repower Renewable Spa

Via Lavaredo, 44/52
30174 Mestre (VE)


REPOWER
L'energia che ti serve.

PROGETTAZIONE



Tenproject Srl - via De Gasperi 61
82018 S. Giorgio del Sannio (BN)
t +39 0824 337144 - f +39 0824 49315
tenproject.it - info@tenproject.it

Progettista :
Ing. Nicola Forte



Consulenti
per TENPROJECT

Ingegneria Progetti Srl - via della Libertà 97
90143 - Palermo (PA)
t +39 091 640 5229
priolo@ingegneriaprogetti.com
pupella@ingegneriaprogetti.com

N° COMMESSA

1455

PARCO EOLICO "COSTIERE "
PROVINCE DI PALERMO E AGRIGENTO
COMUNI DI CONTESSA ENTELLINA - S. MARGHERITA DI BELICE - SAMBUCA DI SICILIA

PROGETTO DEFINITIVO PER AUTORIZZAZIONE

ELABORATO

STRADA ACCESSO AEROGENERATORE T03: PIANTE, PROFILI E SEZIONI

CODICE ELABORATO

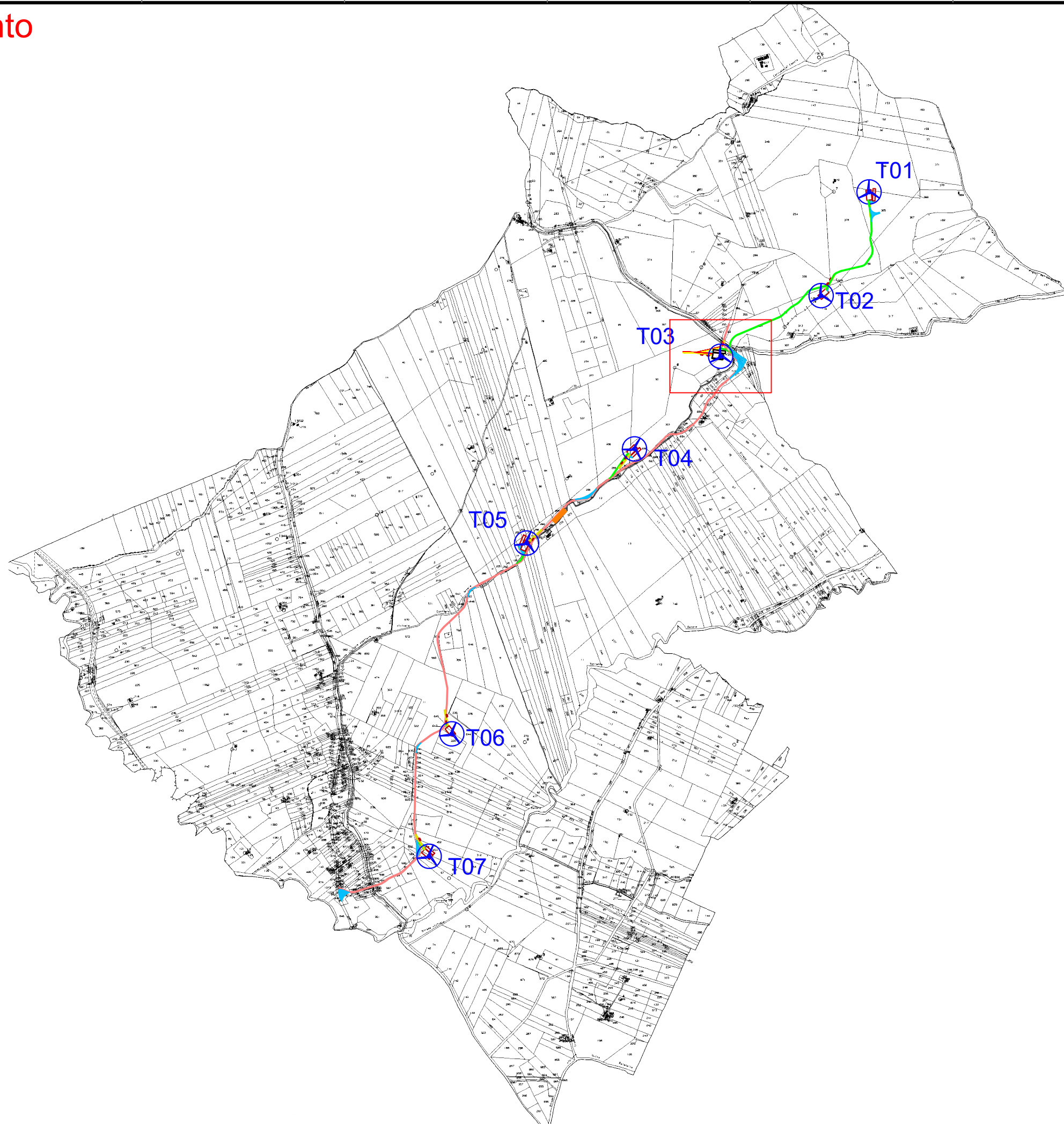
6.2.2

NOME FILE
1455-PD_A_6.2.1._TAV_r00

REV.	DATA	DESCRIZIONE REVISIONE	REDATTO	VERIFICA	APPROVAZIONE
00	Aprile 2021	PRIMA EMISSIONE	RS	PM	NF

Inquadramento

scala 1:25000



Planimetria stradale

scala 1:1000

A

B

C

D

E

F

A

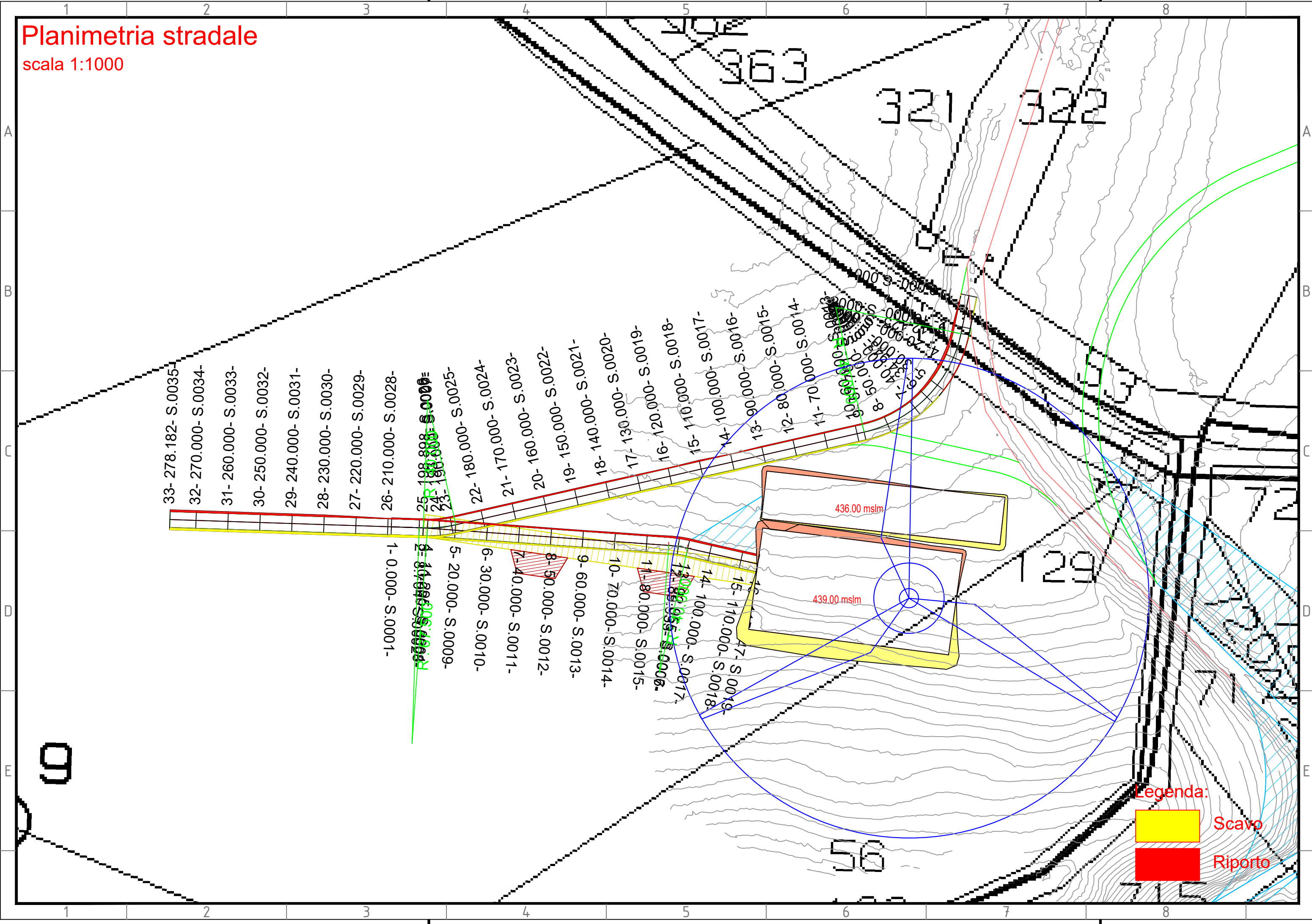
B

C

D

E

F

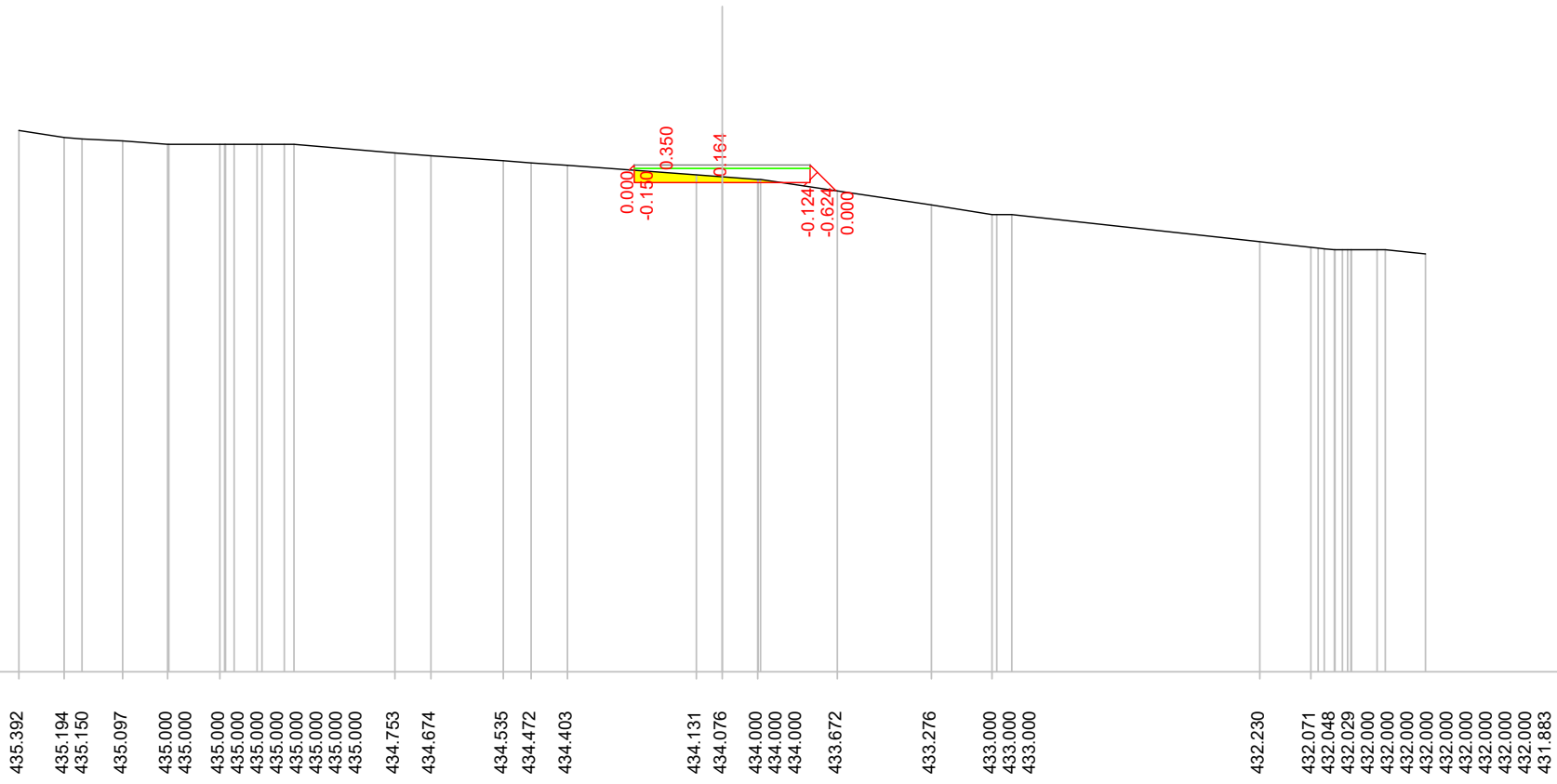
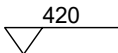


Legenda:

- Scavo
- Ripporto

Indice : 4
 Progressiva : 20.000
 Codice : S.0009

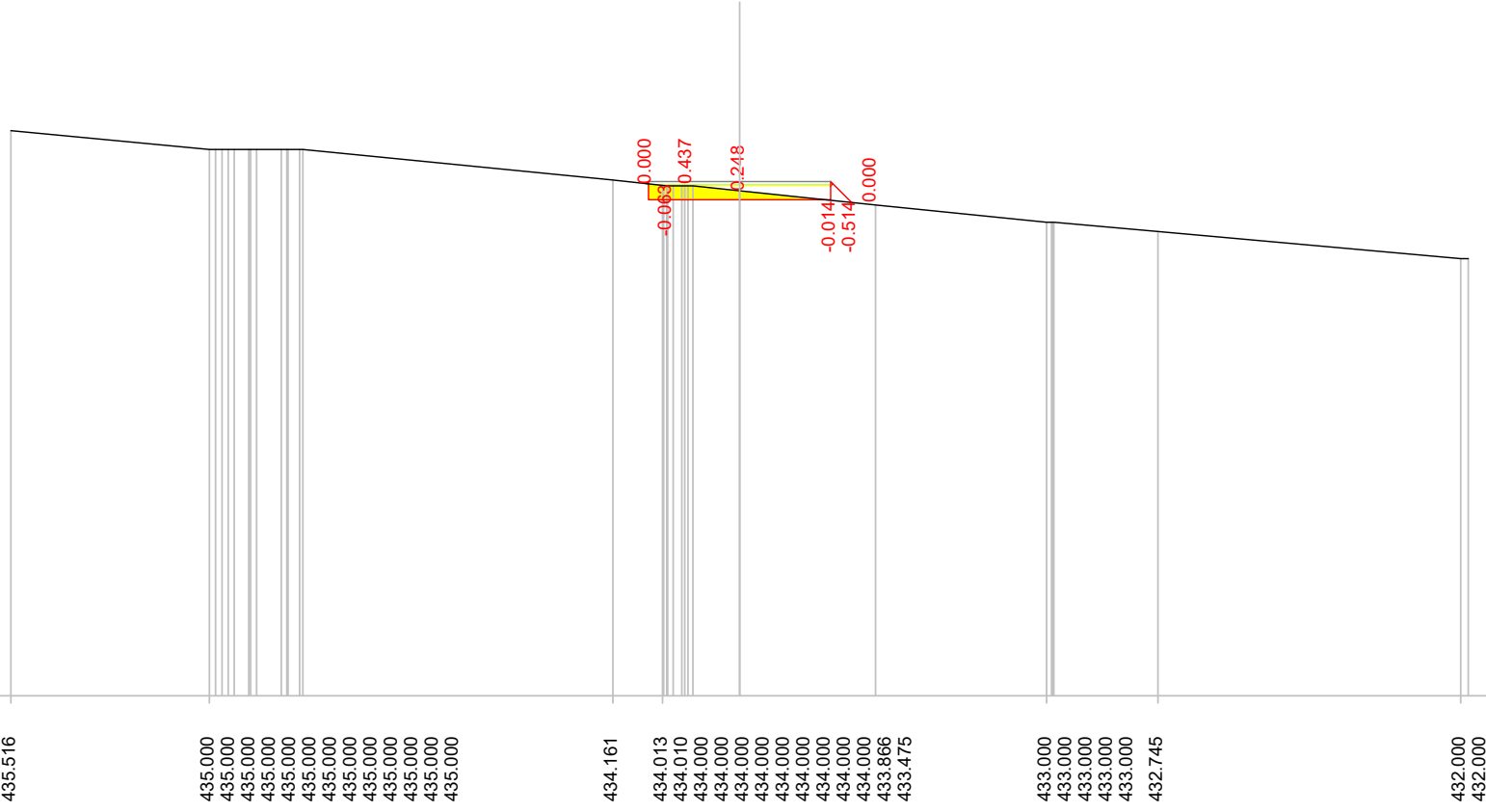
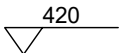
Scala : 1/200



Quote terreno		435.392	435.194	435.150	435.097	435.000	435.000	435.000	435.000	435.000	435.000	435.000	435.000	435.000	434.753	434.674	434.535	434.472	434.403	434.131	434.076	434.000	434.000	434.000	433.672	433.276	433.000	433.000	433.000	432.230	432.071	432.048	432.029	432.000	432.000	432.000	432.000	432.000	432.000	432.000	432.000	432.000	432.000	432.000	432.000	432.000	432.000	432.000	432.000	432.000	432.000	431.883
Quote di progetto																					434.272	434.412	433.912		433.912		433.912	434.412	433.678																							
Parziali																					0.000	2.500	2.500		0.900	0.734																										

Indice : 5
 Progressiva : 30.000
 Codice : S.0010

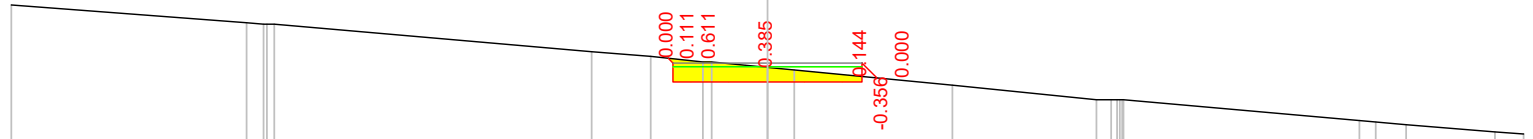

Scala : 1/200



Quote terreno	435.516	435.000	435.000	435.000	435.000	435.000	435.000	435.000	435.000	435.000	435.000	435.000	434.161	434.013	434.010	434.000	434.000	434.000	434.000	434.000	434.000	434.000	434.000	434.000	434.000	434.000	433.866	433.475	433.000	433.000	433.000	433.000	432.745	432.000	432.000
Quote di progetto														434.061	434.118	433.618		433.618									433.618	434.118	433.544						
Parziali														0.060	2.500			2.500								0.999	0.574								

Indice : 6
 Progressiva : 34.943
 Codice : S.0003

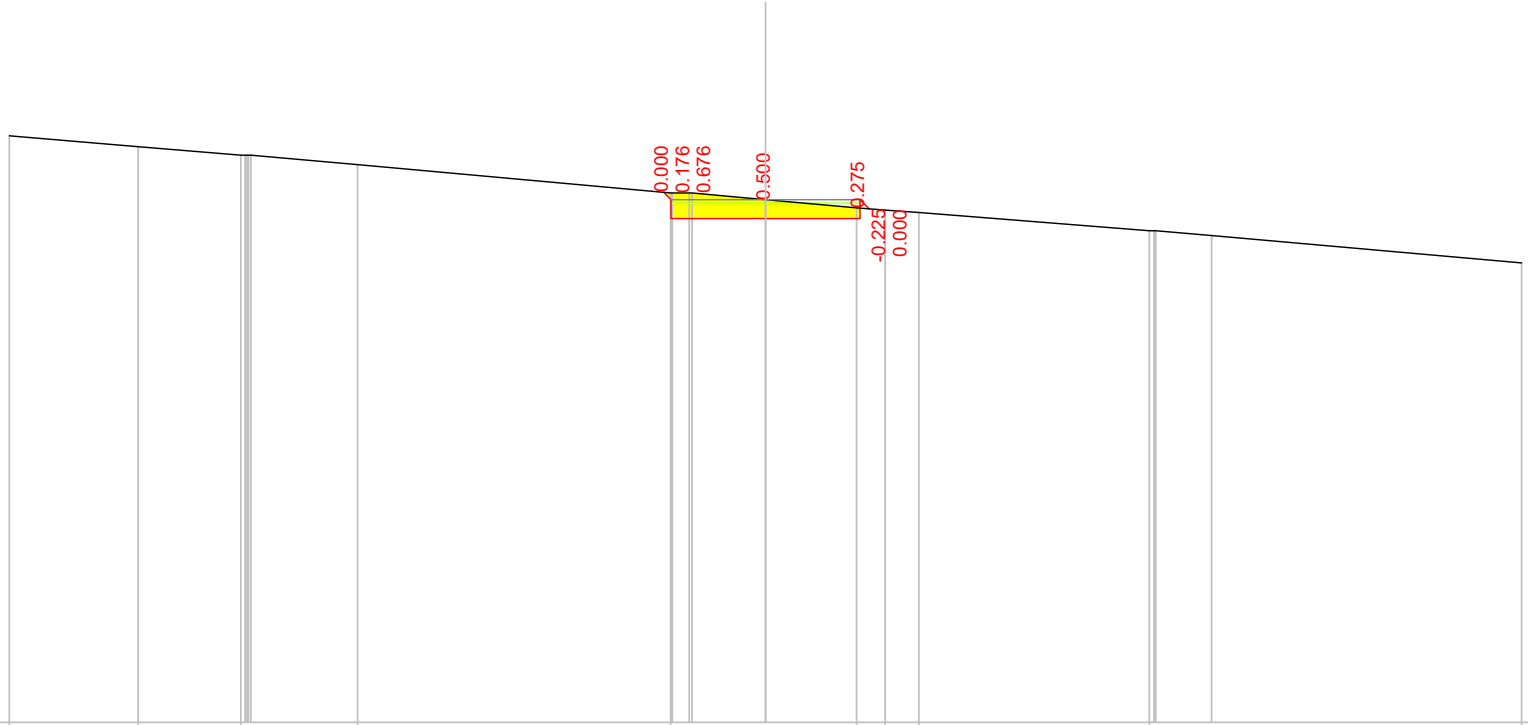

Scala : 1/200



Quote terreno	435.507	435.035 435.000 435.000 435.000	434.271	434.147	434.000 434.000	433.858 433.790	433.386	433.000 433.000 433.000 433.000 433.000	432.449 432.411 432.341	432.152 432.094
Quote di progetto				434.097 433.973 433.473	433.473	433.473 433.973 433.579				
Parziali				0.000	2.500	2.500	0.990			

Indice : 7
 Progressiva : 40.000
 Codice : S.0011

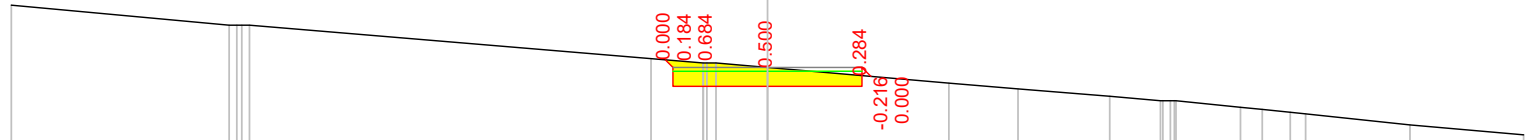

Scala : 1/200



Quote terreno	435.513	435.222	435.000 435.000 435.000 435.000 435.000	434.750	434.017 434.000 434.000 434.000 434.000 433.824	433.606 433.546 433.485	433.000 433.000 433.000 432.875	432.152
Quote di progetto					434.017 433.824 433.324	433.324 433.824 433.580		
Parziali					0.000 2.500	2.500 0.000		

Indice : 8
 Progressiva : 50.000
 Codice : S.0012

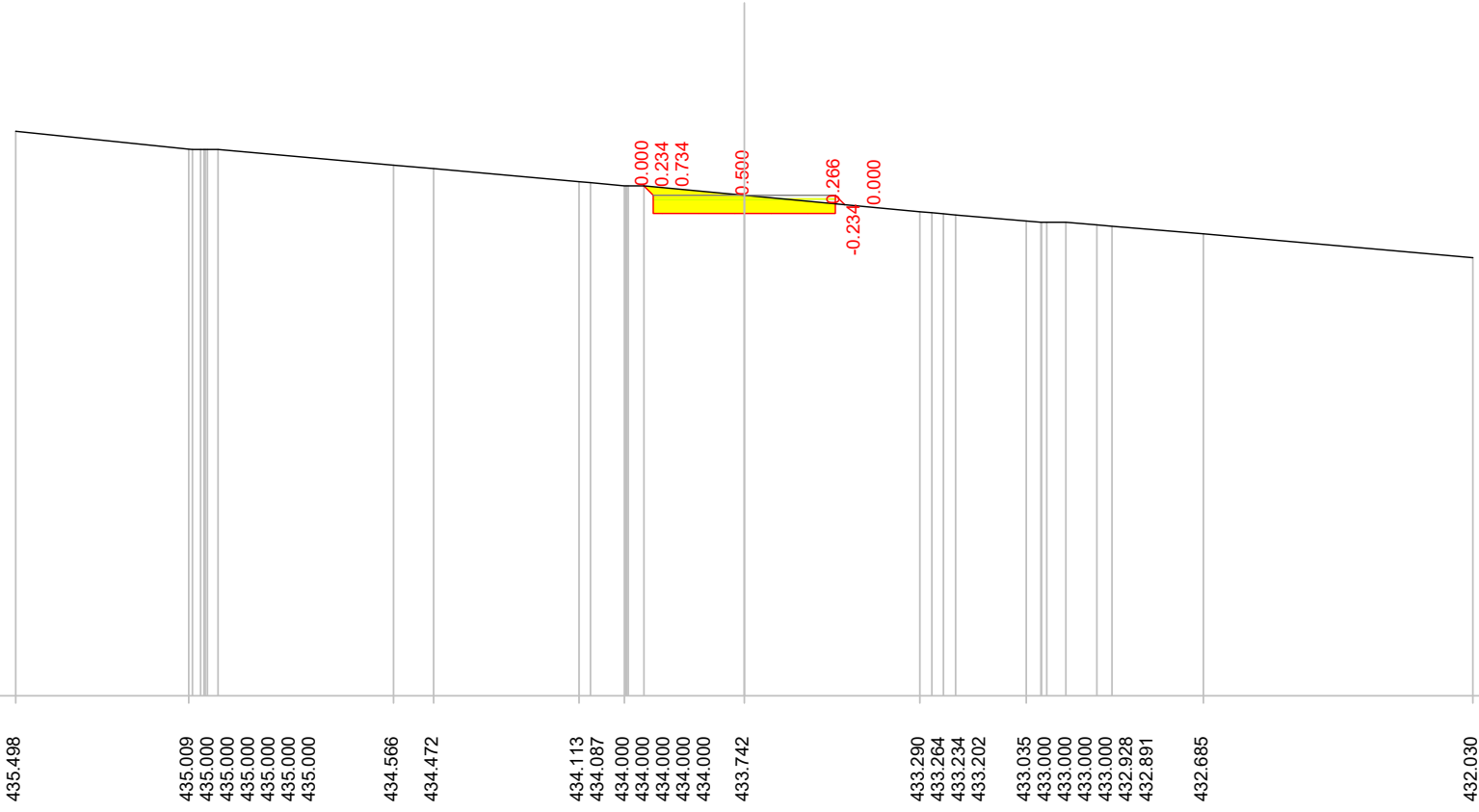

Scala : 1/200



Quote terreno	435.530	435.000 435.000 435.000 435.000	434.114	434.000 434.000 434.000 434.000 433.882	433.467	433.316	433.118	433.000 433.000 433.000 433.000 432.829 432.772 432.694 432.655	432.364	432.101
Quote di progetto			434.082 433.882 433.382	433.382	433.382 433.882 433.645					
Parziali			0.000	2.500	2.500	0.000				

Indice : 9
 Progressiva : 57.761
 Codice : S.0004

Scala : 1/200



Quote terreno

435.498
 435.009
 435.000
 435.000
 435.000
 435.000
 435.000
 434.566
 434.472
 434.113
 434.087
 434.000
 434.000
 434.000
 434.000
 434.000
 433.742
 433.290
 433.264
 433.234
 433.202
 433.035
 433.000
 433.000
 433.000
 433.000
 432.928
 432.891
 432.685
 432.030

Quote di progetto

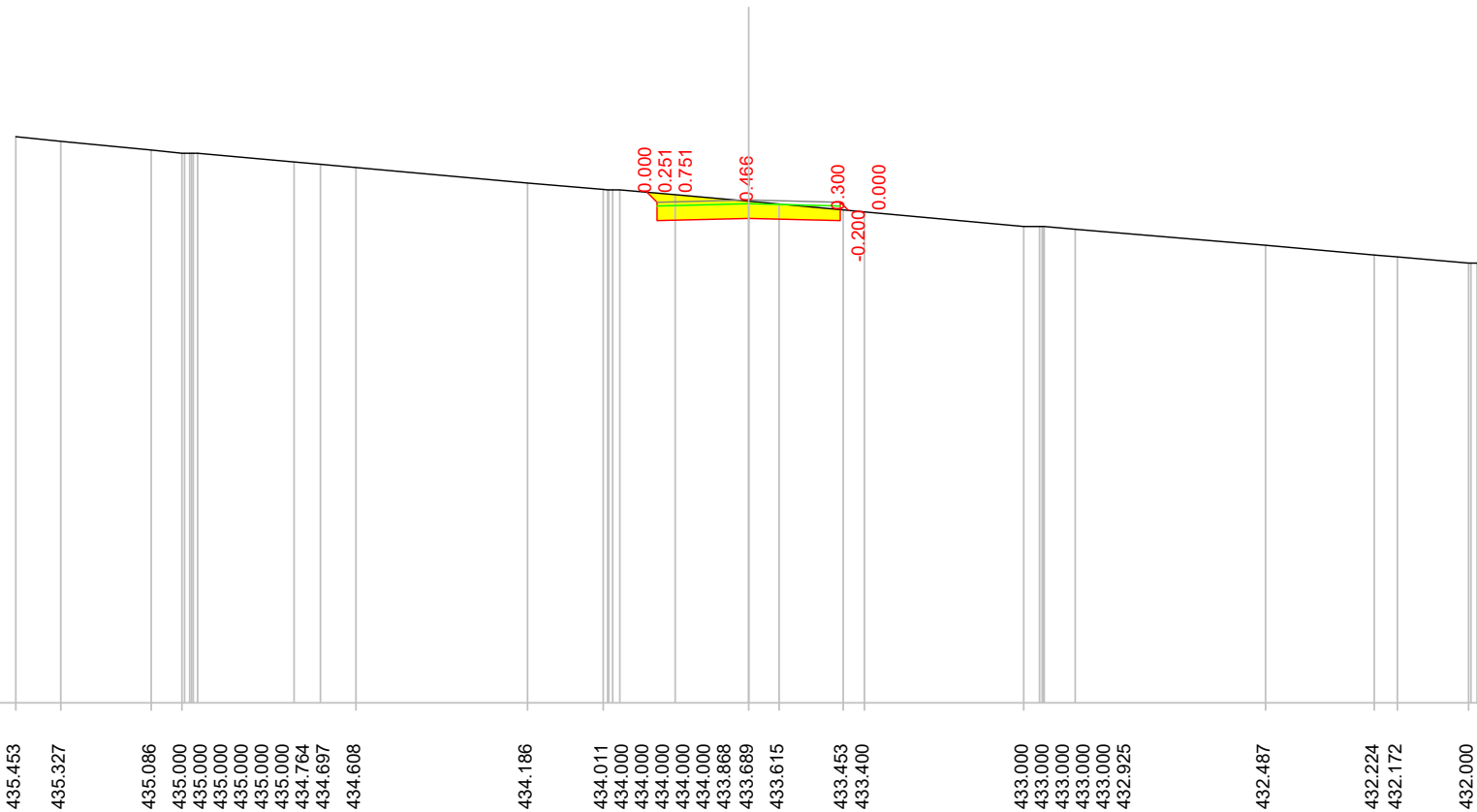
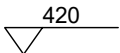
434.000
 433.742
 433.242
 433.242
 433.242
 433.242
 433.742
 433.483

Parziali

0.000
 2.500
 2.500
 0.000

Indice : 10
 Progressiva : 60.000
 Codice : S.0013

Scala : 1/200



Quote terreno

435.453
 435.327
 435.086
 435.000
 435.000
 435.000
 435.000
 435.000
 434.764
 434.697
 434.608
 434.186
 434.011
 434.000
 434.000
 434.000
 434.000
 434.000
 433.868
 433.689
 433.615
 433.453
 433.400
 433.000
 433.000
 433.000
 433.000
 432.925
 432.487
 432.224
 432.172
 432.000
 432.000
 432.000

Quote di progetto

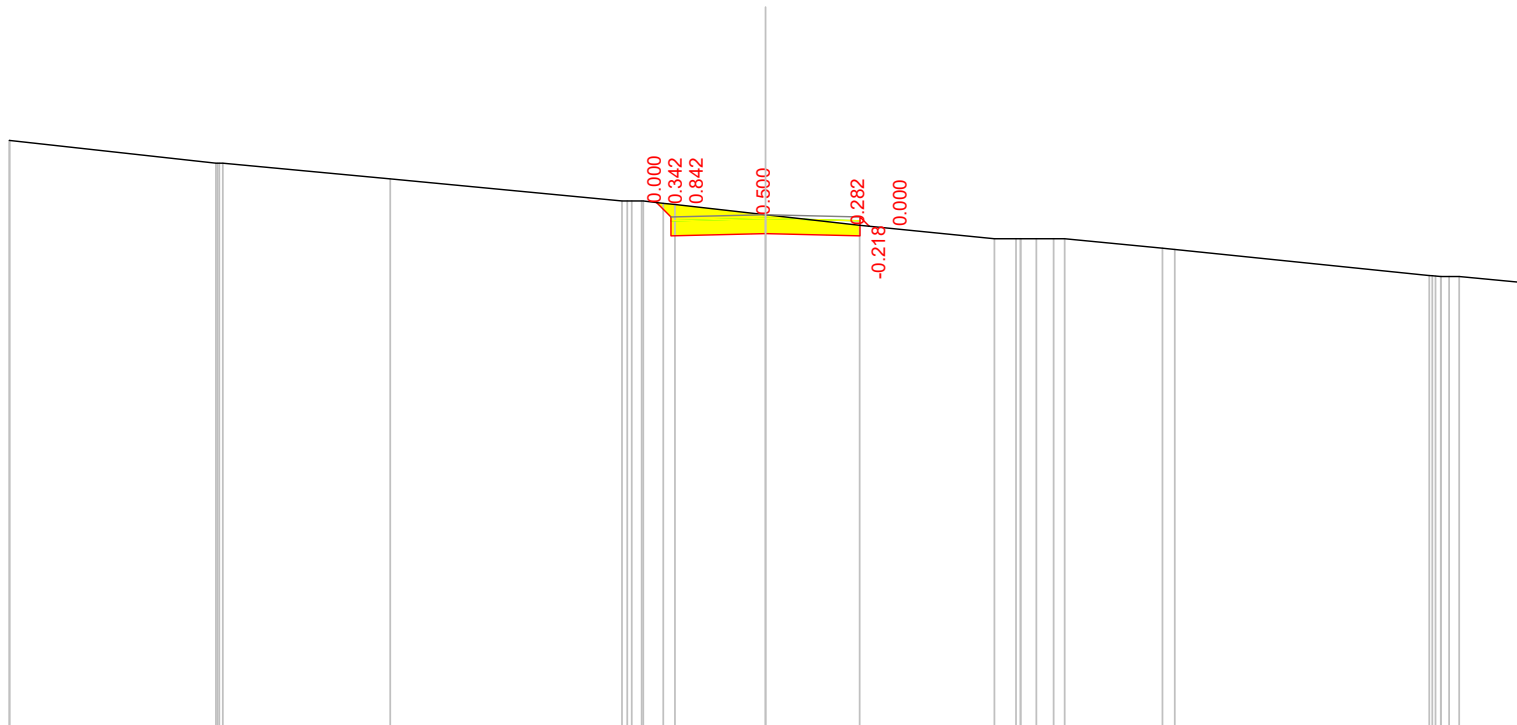
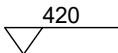
433.935
 433.660
 433.160
 433.223
 433.160
 433.660
 433.440

Parziali

0.000
 2.500
 2.500
 0.000

Indice : 11
 Progressiva : 70.000
 Codice : S.0014

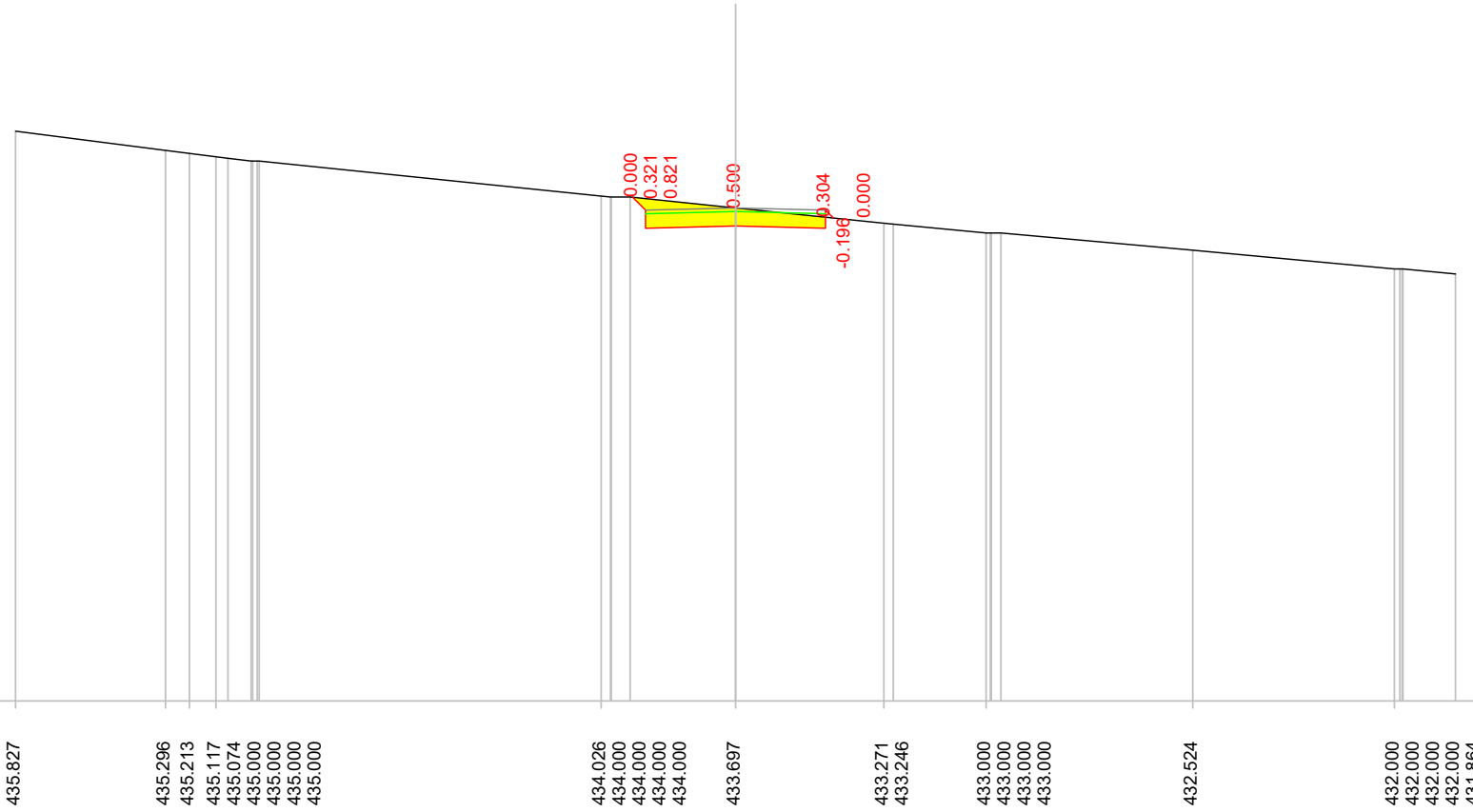
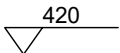
Scala : 1/200



Quote terreno	435.600 435.599	435.000 435.000 435.000	434.585	434.000 434.000 434.000 434.000 434.000 433.939 433.907 433.638	433.358	433.000 433.000 433.000 433.000 433.000	432.750 432.718	432.030 432.022 432.013 432.000 432.000 432.000 432.000 431.844
Quote di progetto				433.960 433.575 433.075	433.138	433.075 433.575 433.333		
Parziali				0.000 2.500	2.500	0.000		

Indice : 12
 Progressiva : 80.000
 Codice : S.0015

Scala : 1/200



0.000
 0.321
 0.821
 0.500
 0.304
 -0.196
 0.000

Quote terreno

435.827
 435.296
 435.213
 435.117
 435.074
 435.000
 435.000
 435.000
 435.000
 434.026
 434.000
 434.000
 434.000
 434.000
 433.697
 433.271
 433.246
 433.000
 433.000
 433.000
 433.000
 432.524
 432.000
 432.000
 432.000
 431.864

Quote di progetto

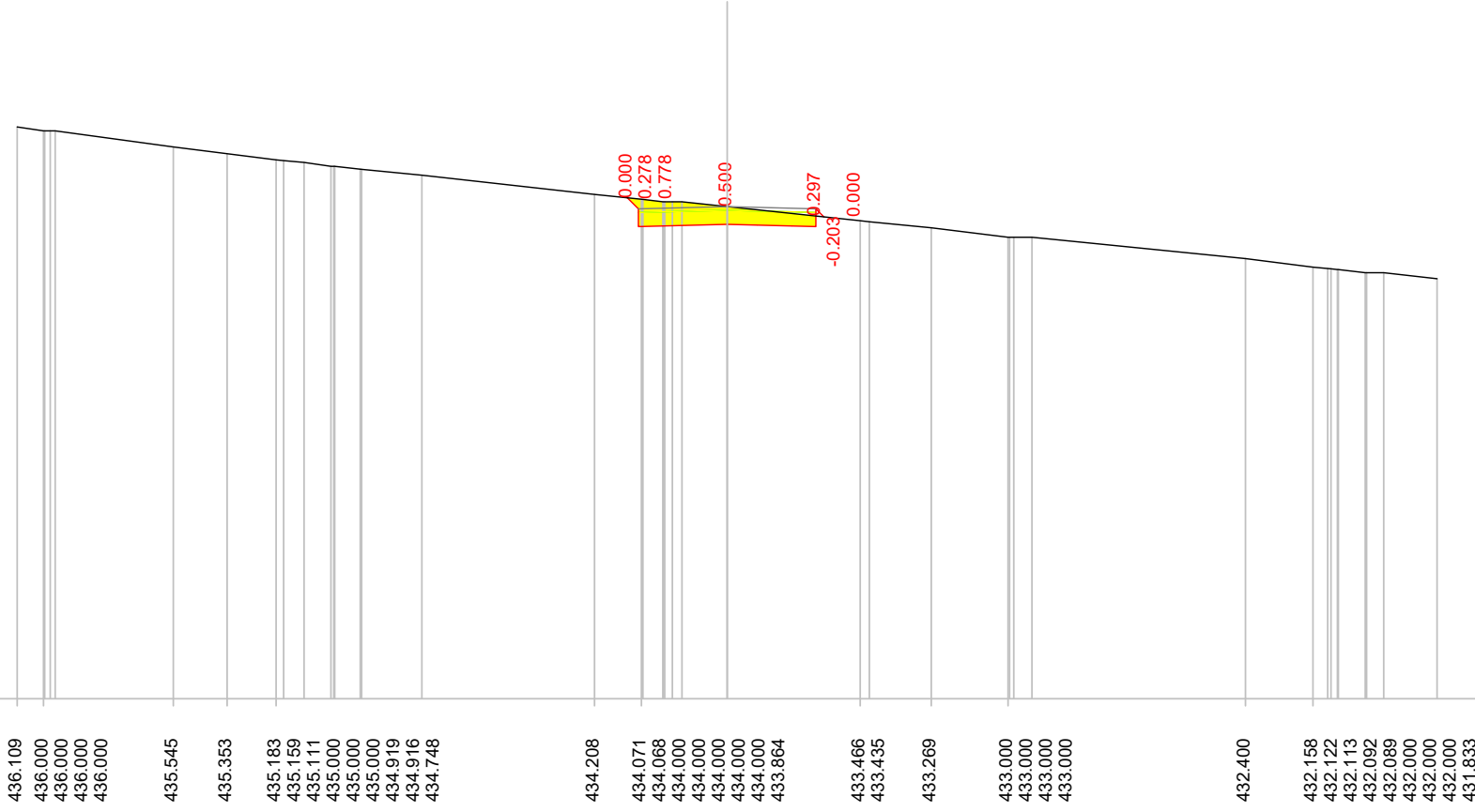
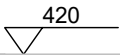
433.993
 433.635
 433.135
 433.197
 433.135
 433.635
 433.416

Parziali

0.000
 2.500
 2.500
 0.000

Indice : 13
 Progressiva : 90.000
 Codice : S.0016

Scala : 1/200



Quote terreno

436.109
 436.000
 436.000
 436.000
 436.000
 435.545
 435.353
 435.183
 435.159
 435.111
 435.000
 435.000
 435.000
 434.919
 434.916
 434.748
 434.208
 434.071
 434.068
 434.000
 434.000
 434.000
 434.000
 434.000
 433.864
 433.466
 433.435
 433.269
 433.000
 433.000
 433.000
 432.400
 432.158
 432.122
 432.113
 432.092
 432.089
 432.000
 432.000
 432.000
 431.833

Quote di progetto

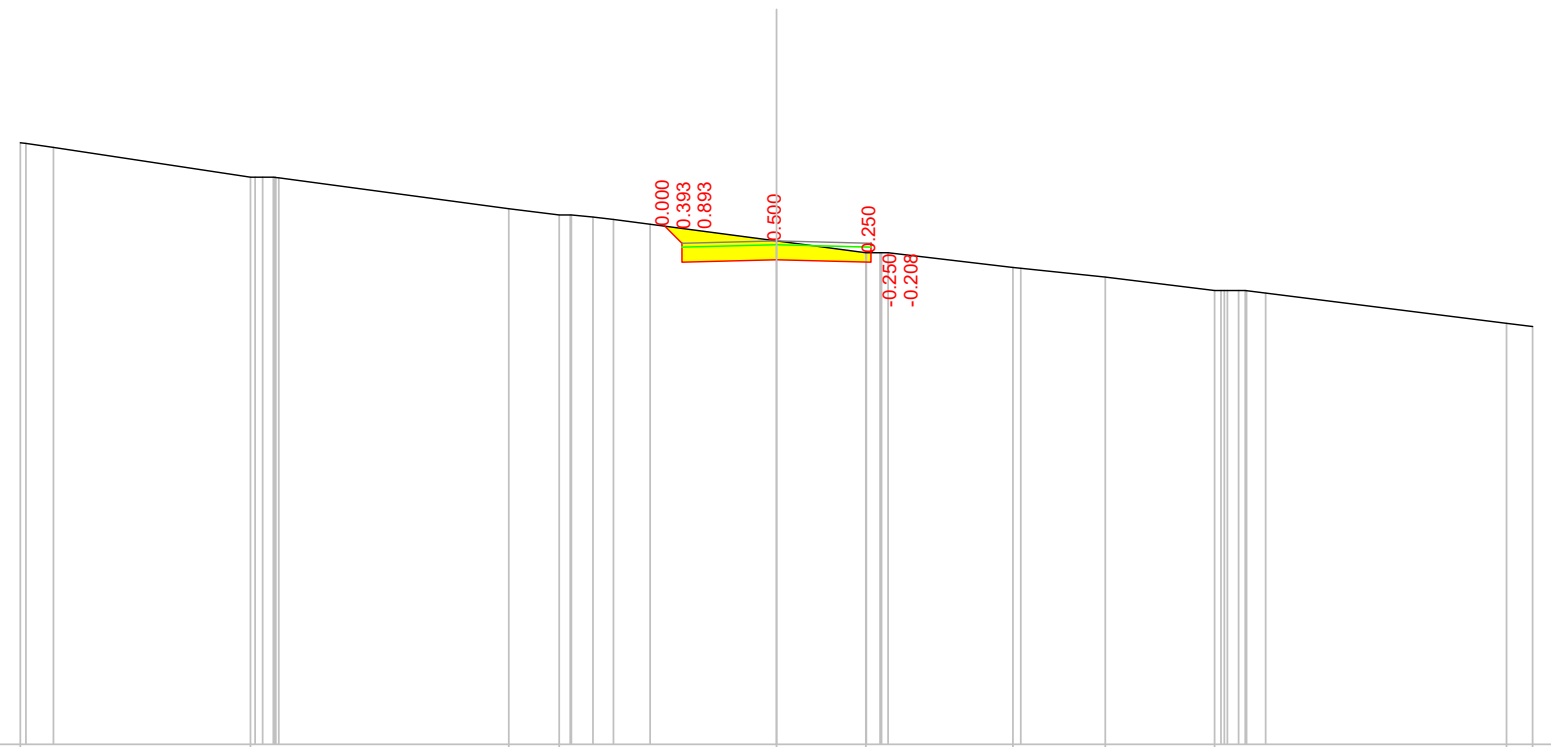

434.112
 433.801
 433.301
 433.364
 433.301
 433.801
 433.574

Parziali

0.000
 2.500
 2.500
 0.000

Indice : 14
 Progressiva : 100.000
 Codice : S.0017

Scala : 1/200



Quote terreno

436.910
 436.893
 436.788

436.000
 436.000
 436.000
 436.000
 435.997
 435.996
 435.994
 435.993
 435.982

435.166

435.000
 435.000
 435.000
 434.944
 434.880
 434.755

434.313

434.000
 434.000
 434.000
 434.000

433.612
 433.589

433.356

433.000
 433.000
 433.000
 433.000
 432.999
 432.998
 432.997
 432.933

432.135
 432.049

Quote di progetto

434.703
 434.250
 433.750

433.813

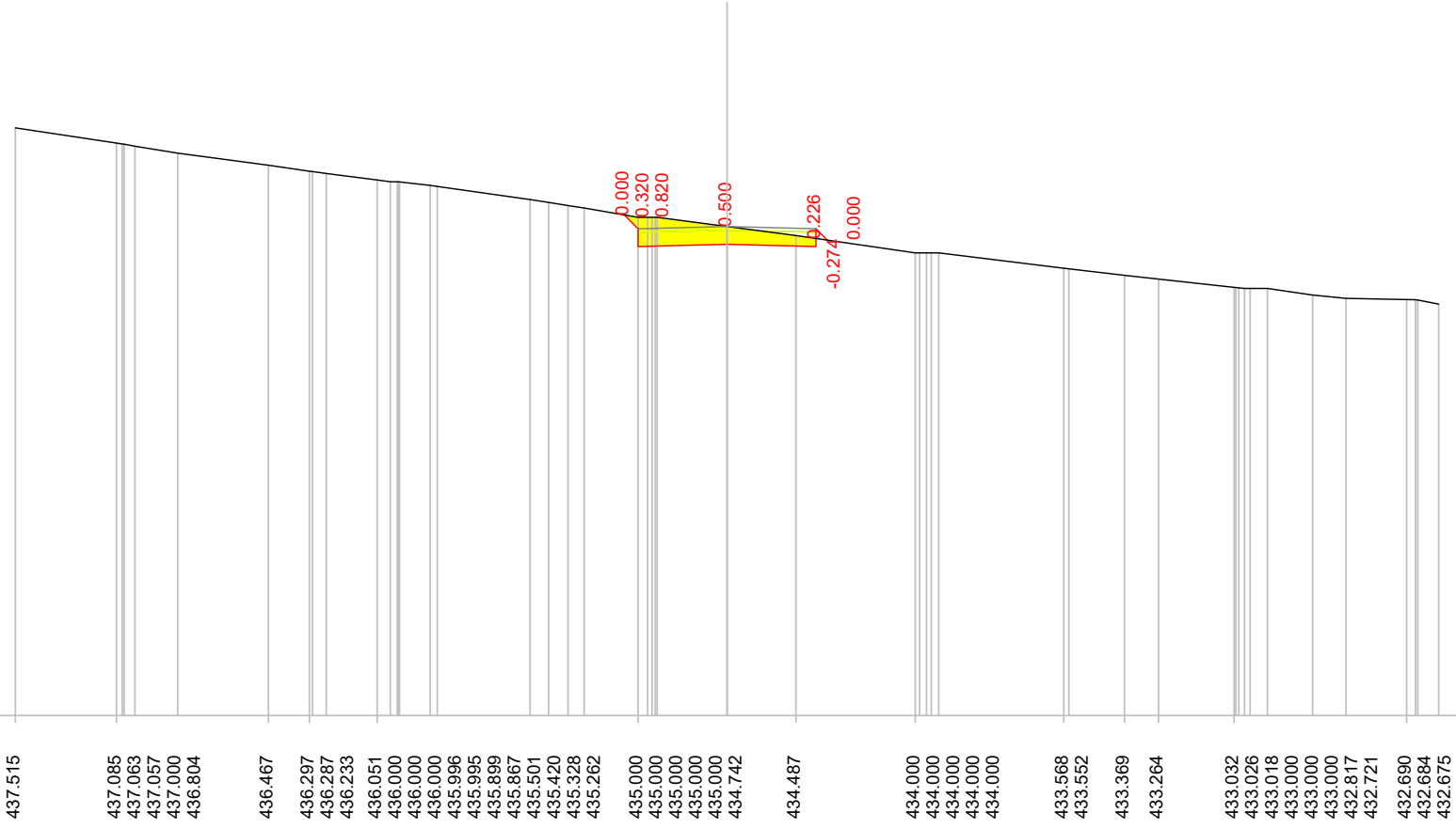
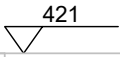
433.750
 434.250
 434.208

Parziali

0.000
 2.500
 2.500
 0.000

Indice : 15
 Progressiva : 110.000
 Codice : S.0018

Scala : 1/200



Quote terreno

437.515
 437.085
 437.063
 437.057
 437.000
 436.804
 436.467
 436.297
 436.287
 436.233
 436.051
 436.000
 436.000
 435.996
 435.995
 435.899
 435.867
 435.501
 435.420
 435.328
 435.262
 435.000
 435.000
 435.000
 435.000
 435.000
 434.742
 434.487
 434.000
 434.000
 434.000
 434.000
 433.568
 433.552
 433.369
 433.264
 433.032
 433.026
 433.018
 433.000
 433.000
 433.000
 432.817
 432.721
 432.690
 432.684
 432.675
 432.563

Quote di progetto

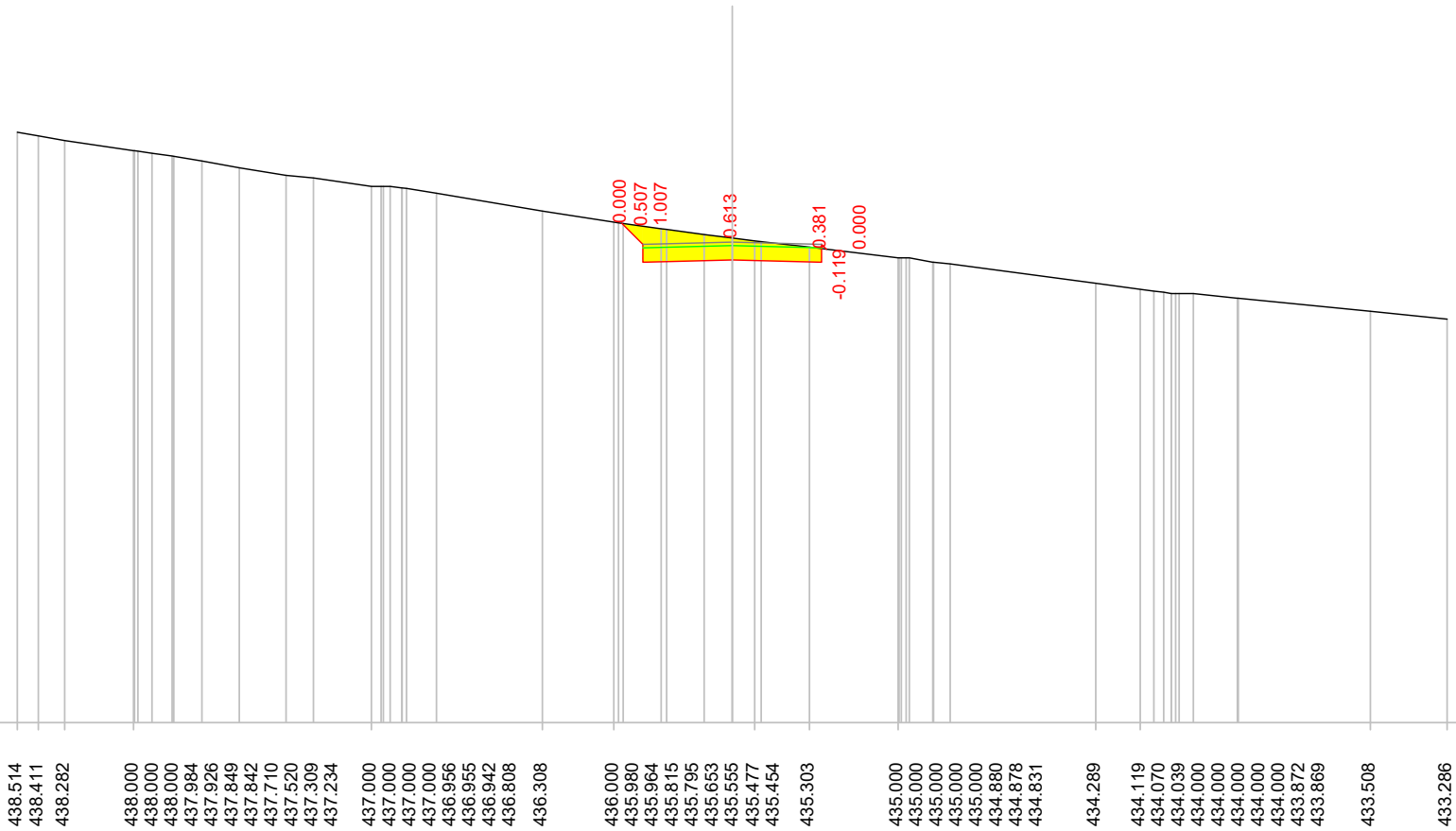
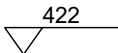
435.066
 434.680
 434.180
 434.242
 434.180
 434.680
 434.359

Parziali

0.000
 2.500
 2.500
 0.000

Indice : 16
 Progressiva : 120.000
 Codice : S.0019

Scala : 1/200



Quote terreno

438.514
 438.411
 438.282

 438.000
 438.000
 438.000
 437.984
 437.926
 437.849
 437.842
 437.710
 437.520
 437.309
 437.234

 437.000
 437.000
 437.000
 437.000
 436.956
 436.955
 436.942
 436.808
 436.308

 436.000
 435.980
 435.964
 435.815
 435.795
 435.653
 435.555
 435.477
 435.454
 435.303

 435.000
 435.000
 435.000
 435.000
 434.880
 434.878
 434.831

 434.289

 434.119
 434.070
 434.039
 434.000
 434.000
 434.000
 434.000
 433.872
 433.869

 433.508

 433.286

Quote di progetto

435.968
 435.380
 434.880

 434.942

 434.880
 435.380
 435.244

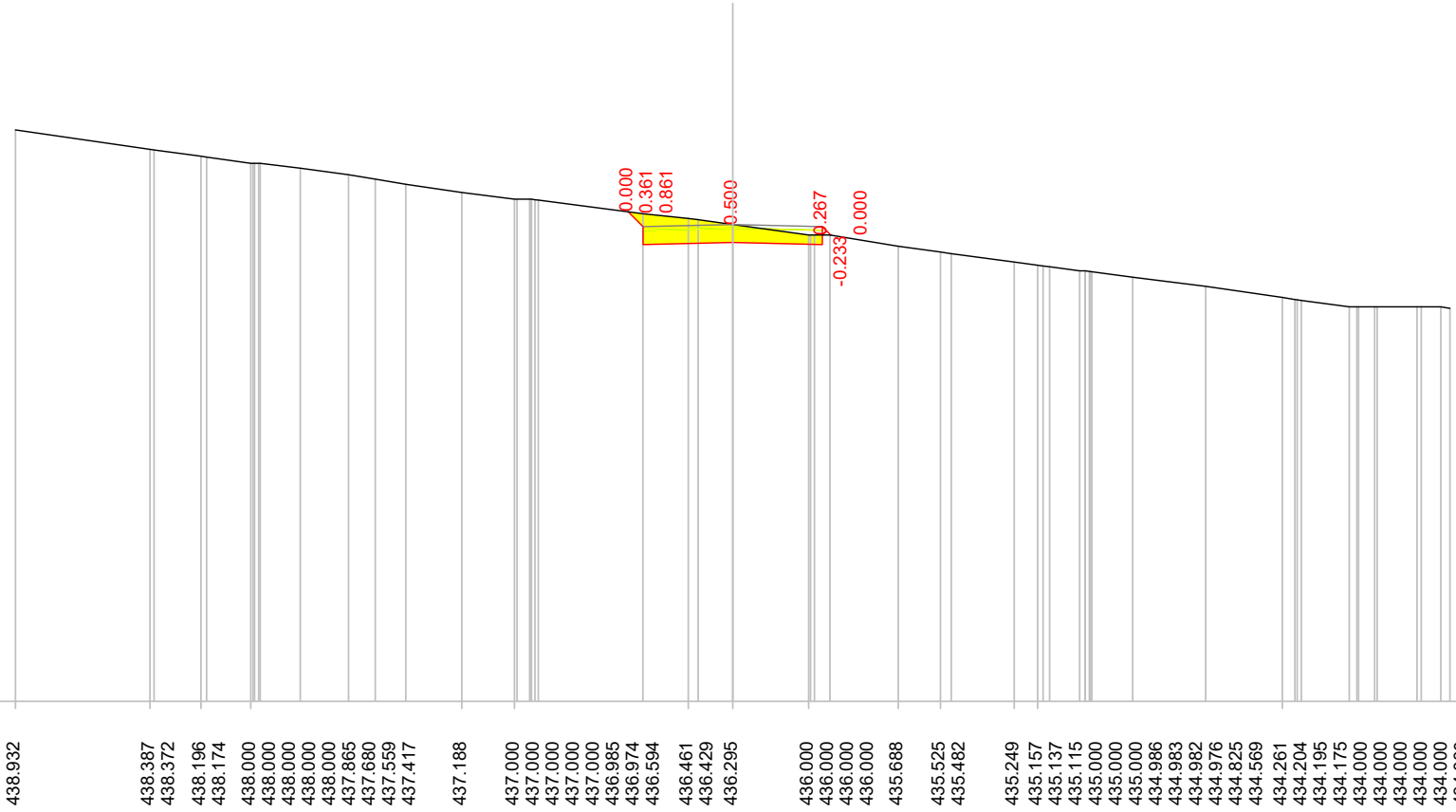
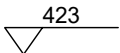
Parziali

0.000
 2.500

 2.500
 0.000

Indice : 17
 Progressiva : 130.000
 Codice : S.0020

Scala : 1/200



Quote terreno

438.932
 438.387
 438.372
 438.196
 438.174
 438.000
 438.000
 438.000
 438.000
 438.000
 437.865
 437.680
 437.559
 437.417
 437.188
 437.000
 437.000
 437.000
 437.000
 436.985
 436.974
 436.594
 436.461
 436.429
 436.295
 436.000
 436.000
 436.000
 436.000
 435.688
 435.525
 435.482
 435.249
 435.157
 435.137
 435.115
 435.000
 435.000
 435.000
 434.986
 434.983
 434.982
 434.976
 434.825
 434.569
 434.261
 434.204
 434.195
 434.175
 434.000
 434.000
 434.000
 434.000
 434.000
 434.000
 434.000
 433.956

Quote di progetto

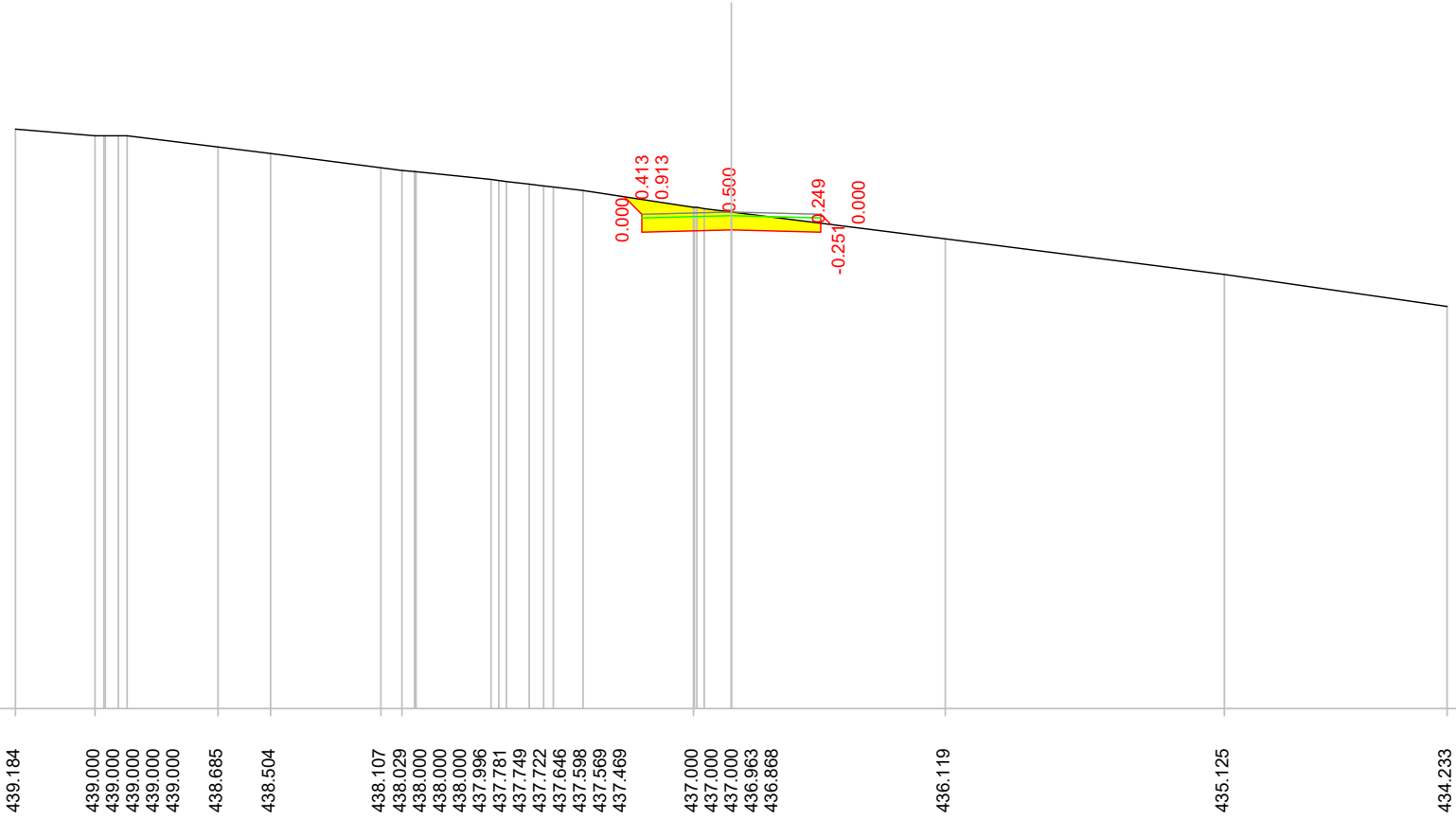
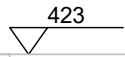
436.647
 436.233
 435.733
 435.795
 435.733
 436.233
 435.996

Parziali

0.000
 2.500
 2.500
 0.000

Indice : 18
 Progressiva : 140.000
 Codice : S.0021

Scala : 1/200



Quote terreno

439.184
 439.000
 439.000
 439.000
 439.000
 438.685
 438.504
 438.107
 438.029
 438.000
 438.000
 438.000
 437.996
 437.781
 437.749
 437.722
 437.646
 437.598
 437.569
 437.469
 437.000
 437.000
 437.000
 436.963
 436.868
 436.119
 435.125
 434.233

Quote di progetto

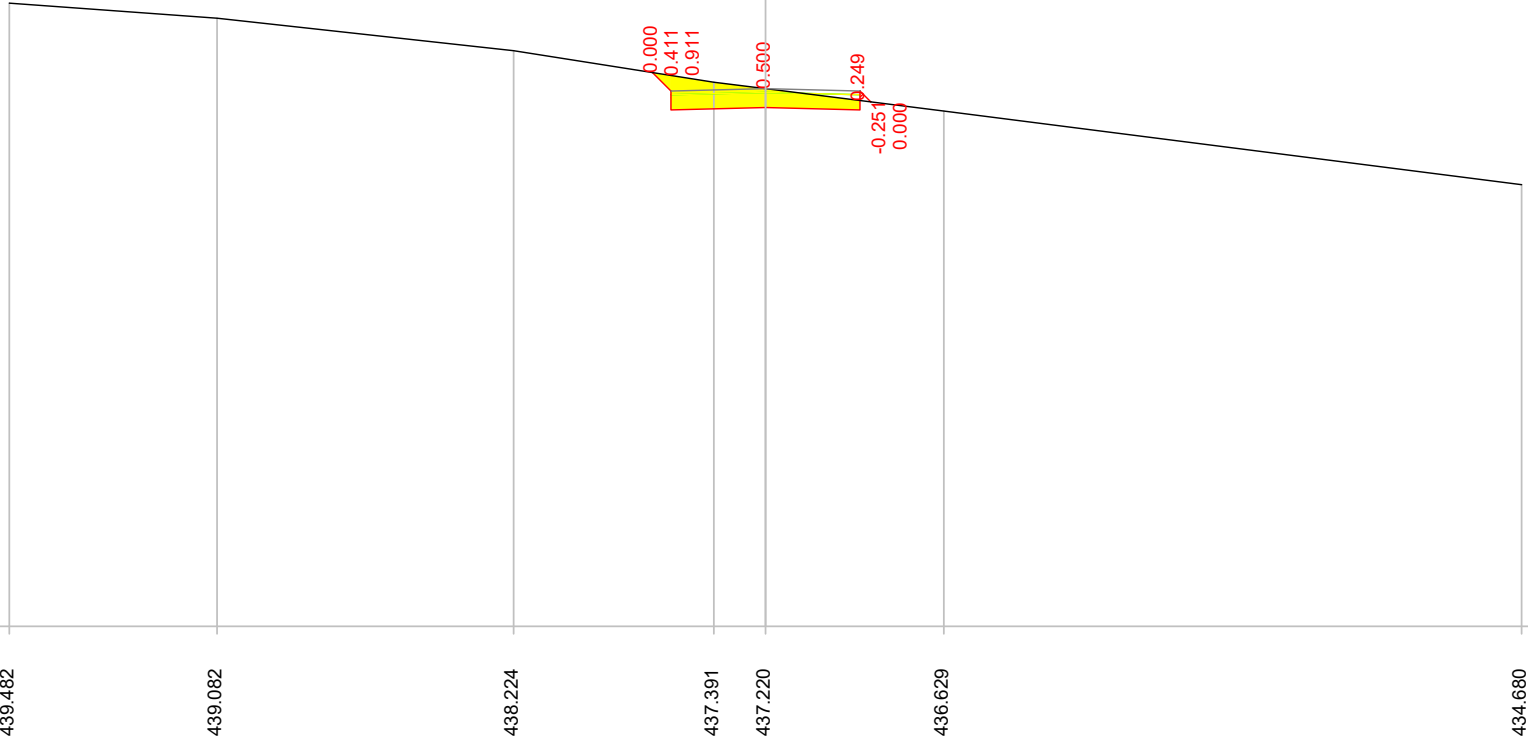
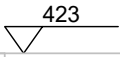
437.293
 436.805
 436.305
 436.368
 436.305
 436.805
 436.519

Parziali

0.000
 2.500
 2.500
 0.000

Indice : 19
 Progressiva : 150.000
 Codice : S.0022

Scala : 1/200



Quote terreno

439.482

439.082

438.224

437.391

437.220

436.629

434.680

Quote di progetto

437.646

437.158

436.658

436.720

436.658

437.158

436.870

Parziali

0.000

2.500

2.500

0.000

0.000

0.411

0.911

0.500

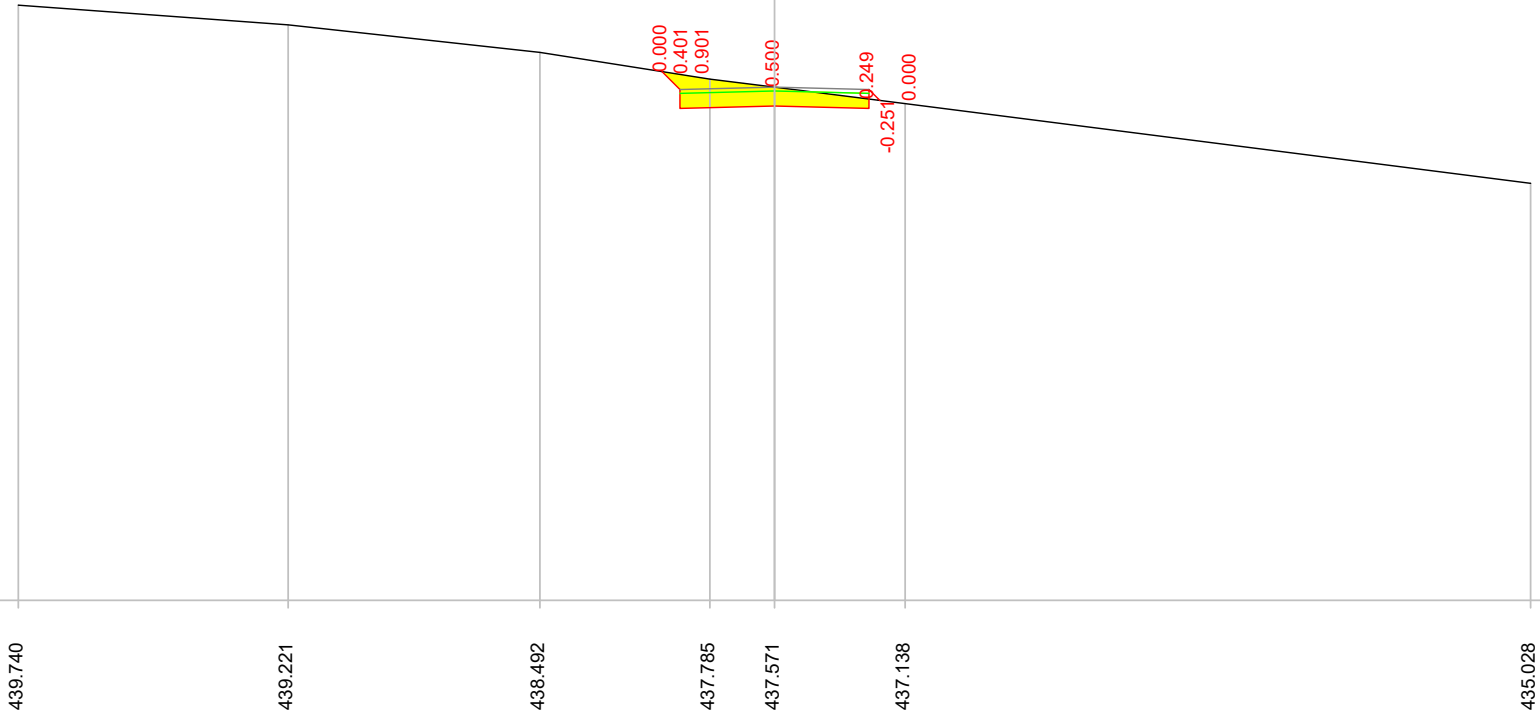
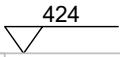
0.249

-0.251

0.000

Indice : 20
 Progressiva : 160.000
 Codice : S.0023

Scala : 1/200



0.000
 0.401
 0.901
 0.500
 0.249
 -0.251
 0.000

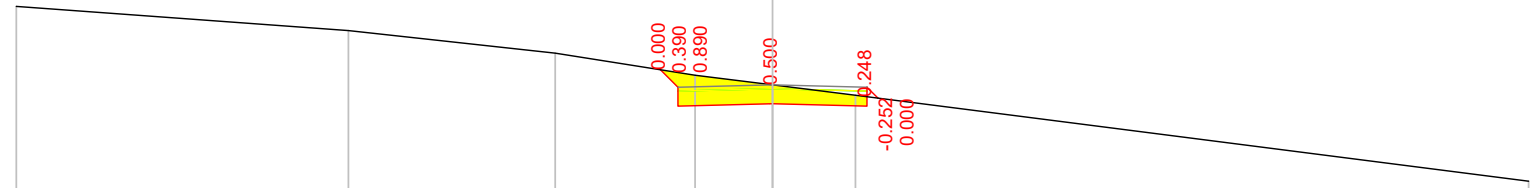
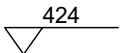
Quote terreno

Quote di progetto

Parziali

Indice : 21
 Progressiva : 170.000
 Codice : S.0024

Scala : 1/200



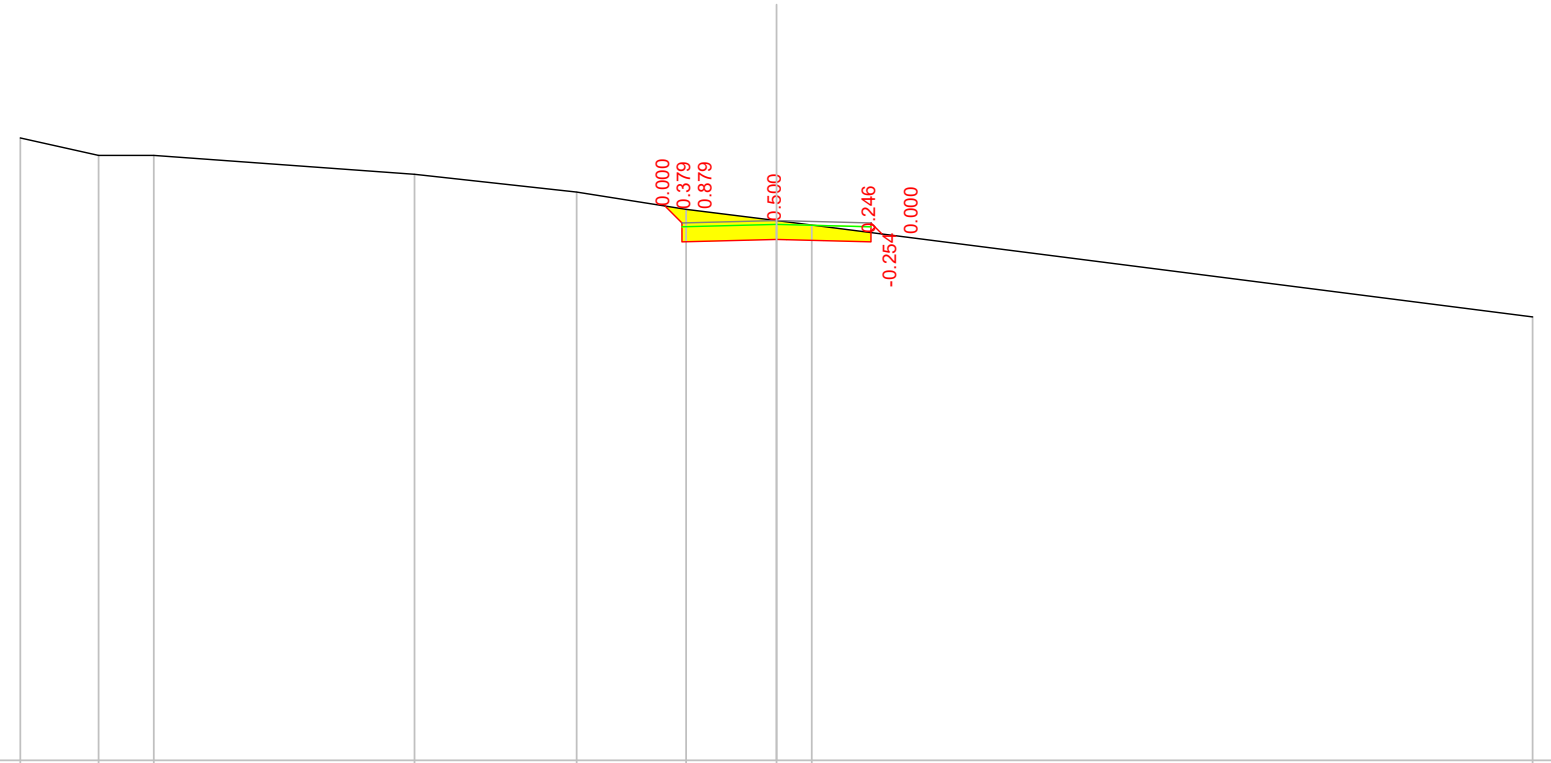
0.000
 0.390
 0.890
 0.500
 0.248
 -0.252
 0.000

Quote terreno	439.998	439.360	438.761	438.179	437.923	437.648	435.377
Quote di progetto				438.323 437.861 437.361	437.423	437.361 437.861 437.572	
Parziali				0.000 2.500	2.500	0.000	

Indice : 22
 Progressiva : 180.000
 Codice : S.0025

Scala : 1/200

424



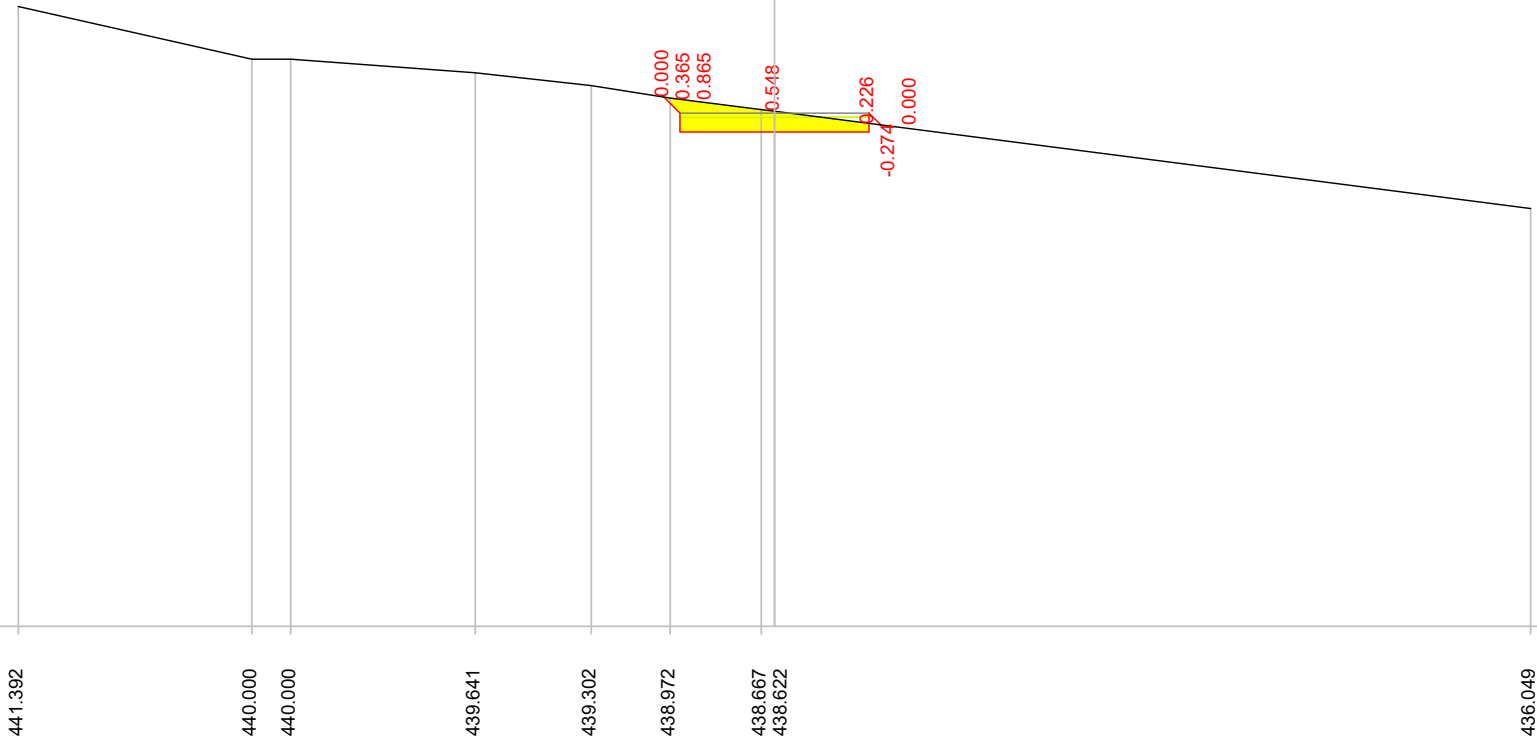
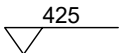
Quote terreno

Quote di progetto

Parziali

Indice : 23
 Progressiva : 190.000
 Codice : S.0026

Scala : 1/200



Quote terreno

441.392
 440.000
 440.000
 439.641
 439.302
 438.972
 438.667
 438.622
 436.049

Quote di progetto

438.998
 438.574
 438.074
 438.074
 438.074
 438.574
 438.260

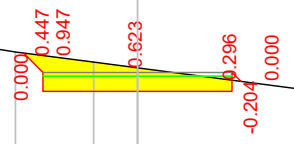
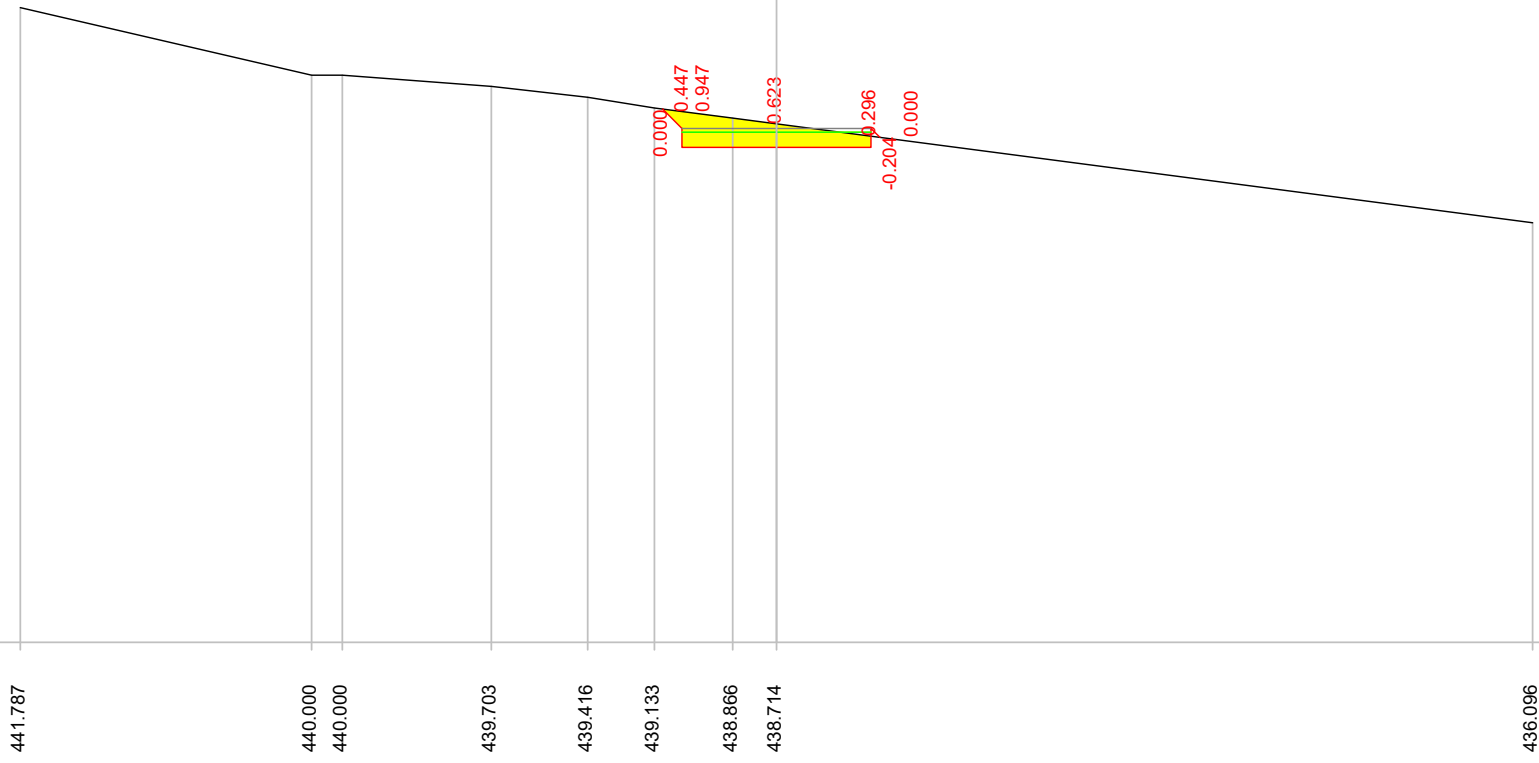
Parziali

0.000
 2.500
 2.500
 0.000

Indice : 24
 Progressiva : 193.778
 Codice : S.0006

Scala : 1/200

425



Quote terreno

441.787
 440.000
 440.000
 439.703
 439.416
 439.133
 438.866
 438.714
 436.096

Quote di progetto

439.105
 438.591
 438.091
 438.091
 438.091
 438.591
 438.356

Parziali

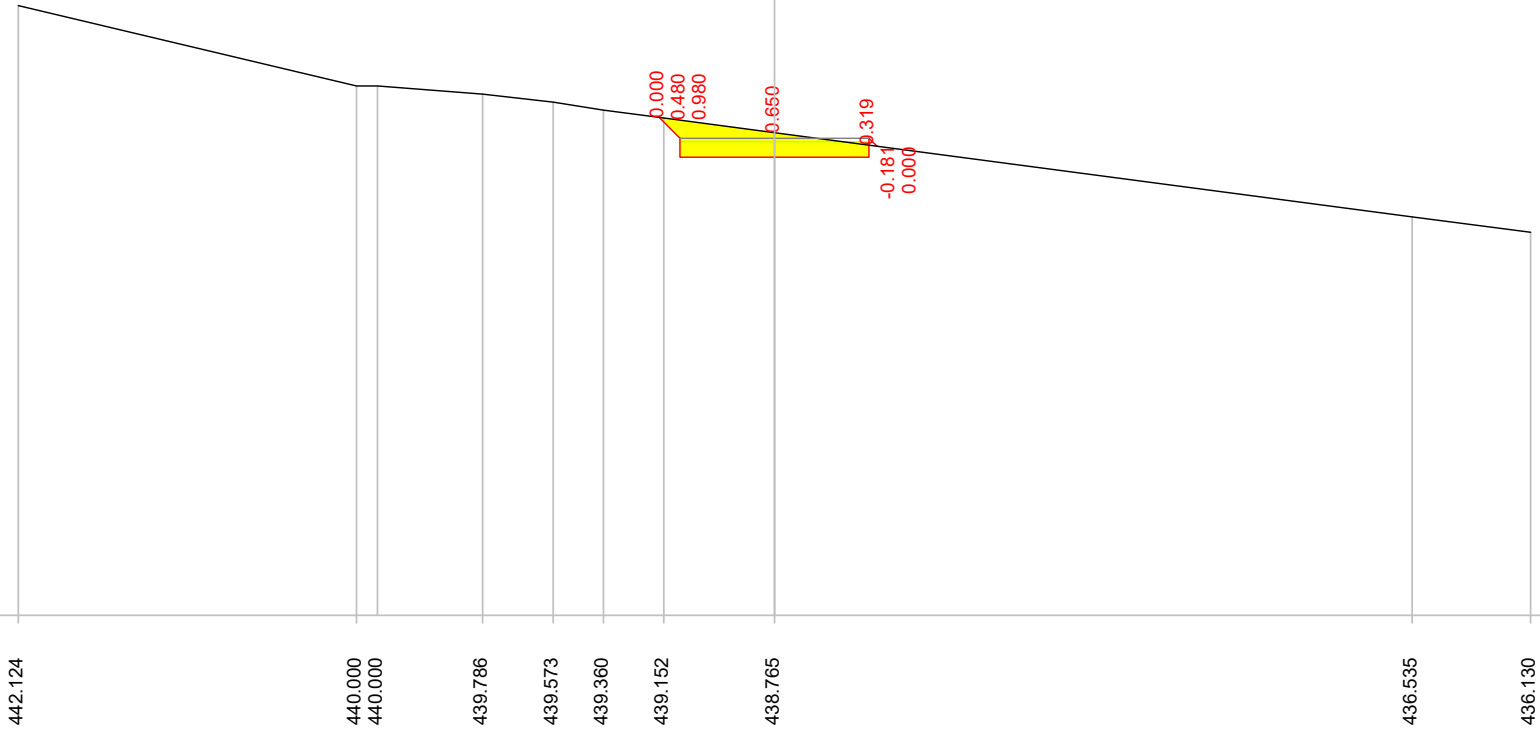
0.000
 2.500
 2.500
 0.000

0.000
 0.447
 0.947
 0.623
 0.296
 -0.204
 0.000

Indice : 25
 Progressiva : 198.898
 Codice : S.0007

Scala : 1/200

426



0.000
 0.480
 0.980
 0.319
 -0.181
 0.000

Quote terreno

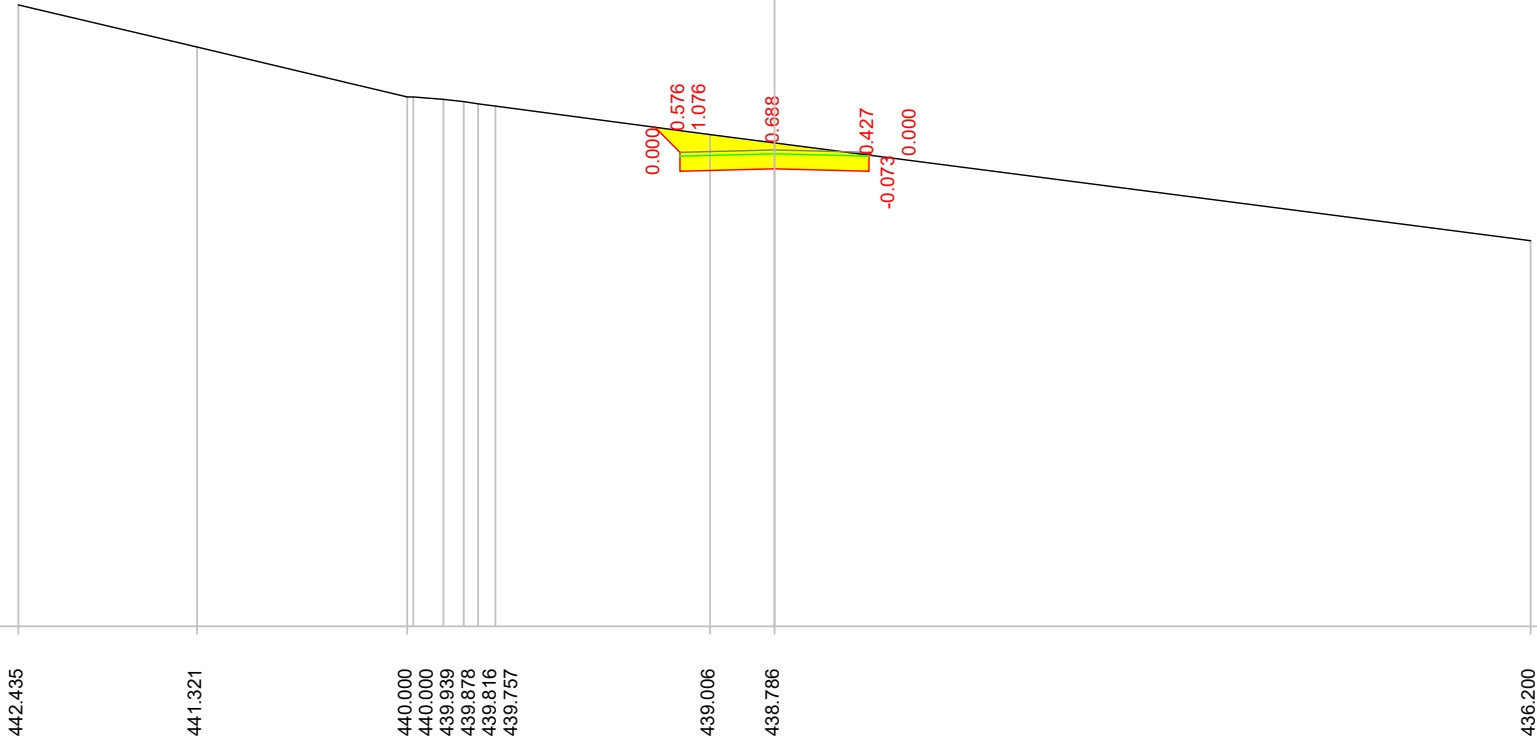
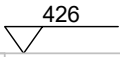
Quote di progetto

Parziali

439.168
 438.615
 438.115
 438.115
 438.115
 438.615
 438.407
 0.553
 2.500
 2.500
 0.008

Indice : 26
 Progressiva : 210.000
 Codice : S.0028

Scala : 1/200



0.000
 0.576
 1.076
 0.688
 0.427
 -0.073
 0.000

Quote terreno

442.435

441.321

440.000
 440.000
 439.939
 439.878
 439.816
 439.757

439.006

438.786

436.200

Quote di progetto

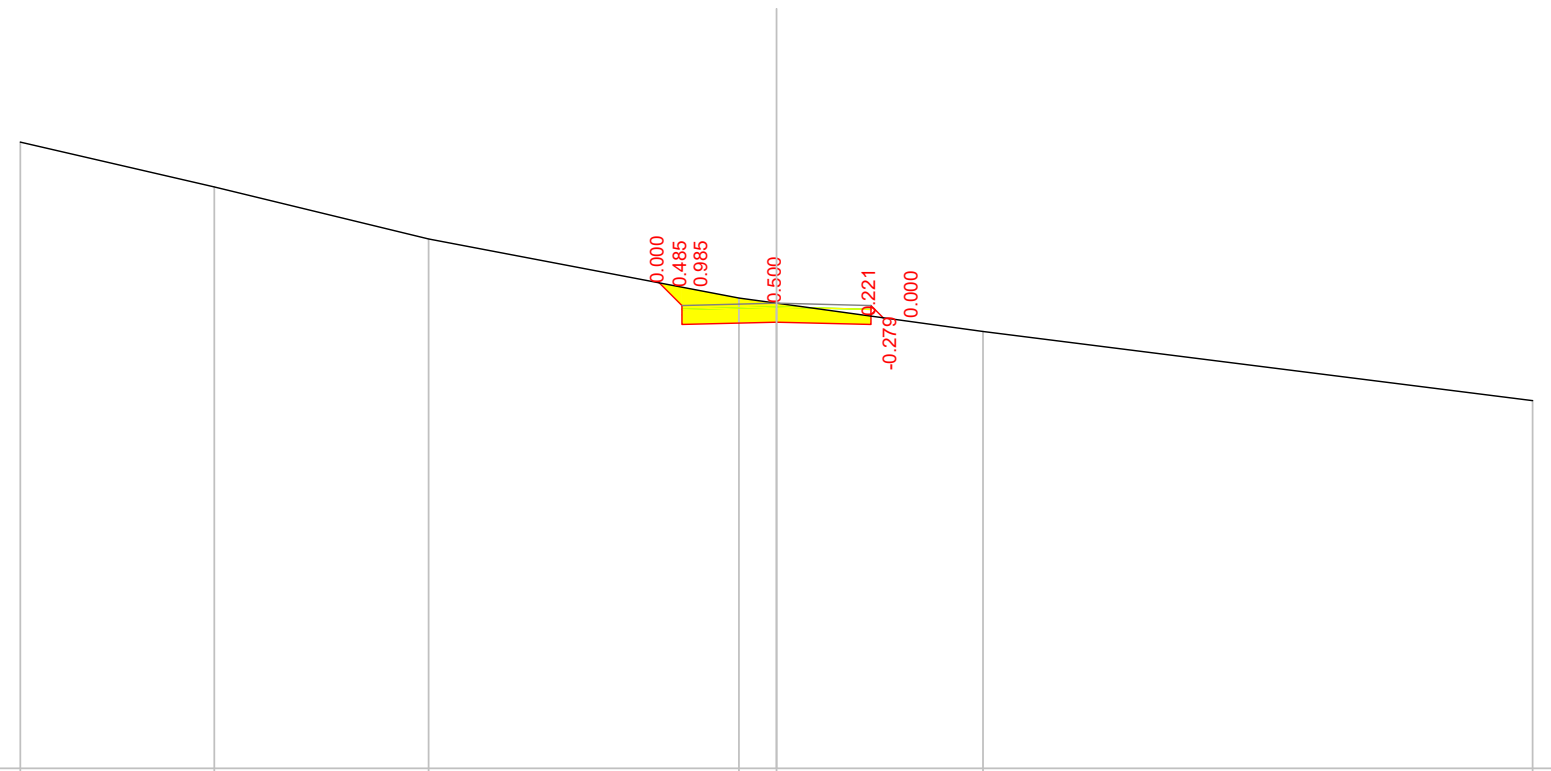

439.199
 438.536
 438.036
 438.098
 438.036
 438.536
 438.452

Parziali

0.664
 0.664
 2.500
 2.500
 0.000

Indice : 27
 Progressiva : 220.000
 Codice : S.0029

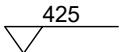
Scala : 1/200



Quote terreno		442.562	441.375	440.000	438.437	438.301	437.555	435.723
Quote di progetto					438.838 438.238 437.738	437.801	437.738 438.238 437.915	
Parziali					0.600 0.600	2.500	2.500 0.999	

Indice : 28
 Progressiva : 230.000
 Codice : S.0030

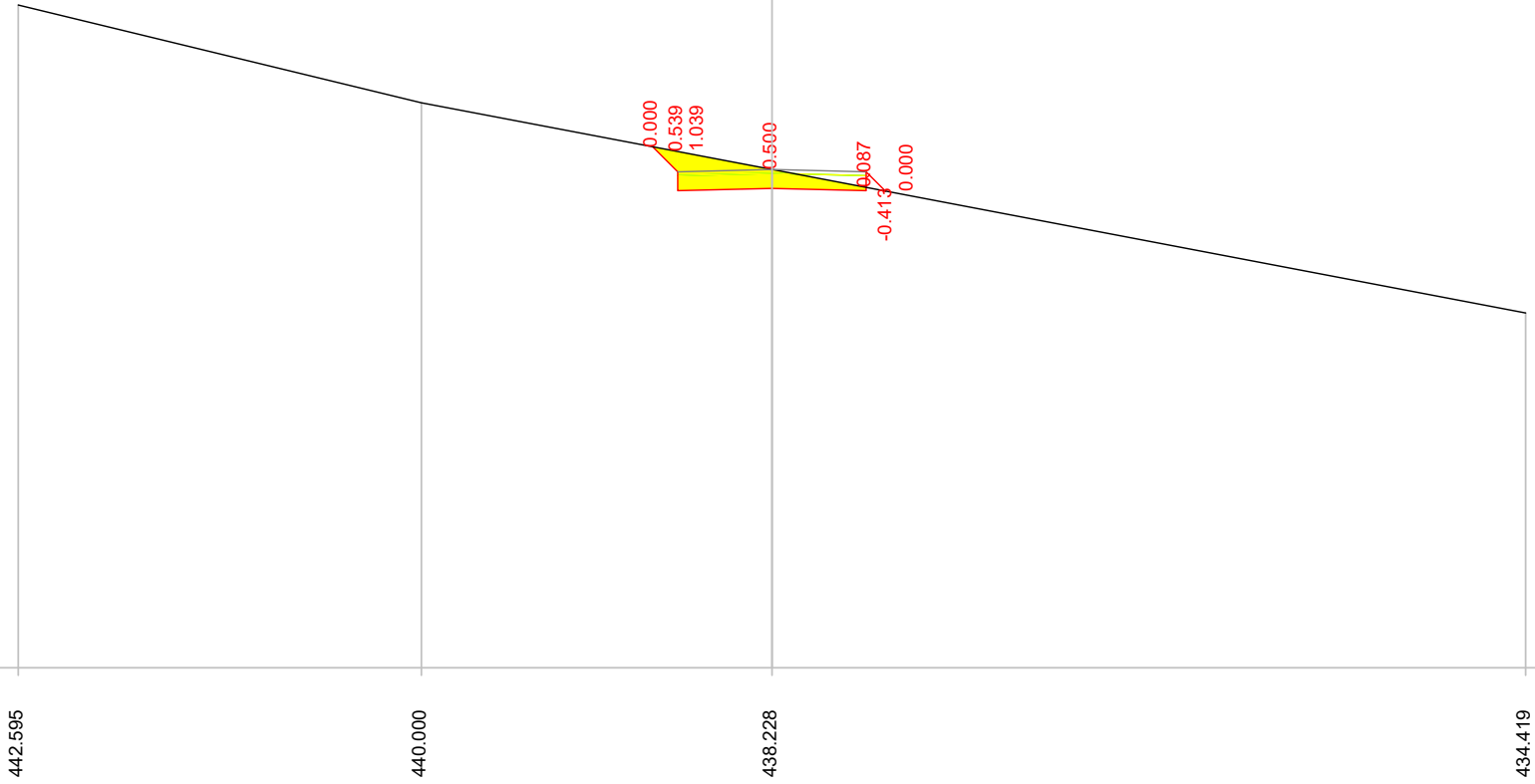
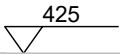
Scala : 1/200



Quote terreno	442.607	440.000	438.238	435.615	434.764
Quote di progetto			438.841 438.175 437.675	437.738	437.675 438.175 437.665
Parziali			0.666 2.500	2.500	0.999 0.511

Indice : 29
 Progressiva : 240.000
 Codice : S.0031

Scala : 1/200



Quote terreno

442.595

440.000

438.228

434.419

Quote di progetto

438.831

438.166

437.666

437.728

437.666

438.166

437.655

Parziali

0.666

0.666

2.500

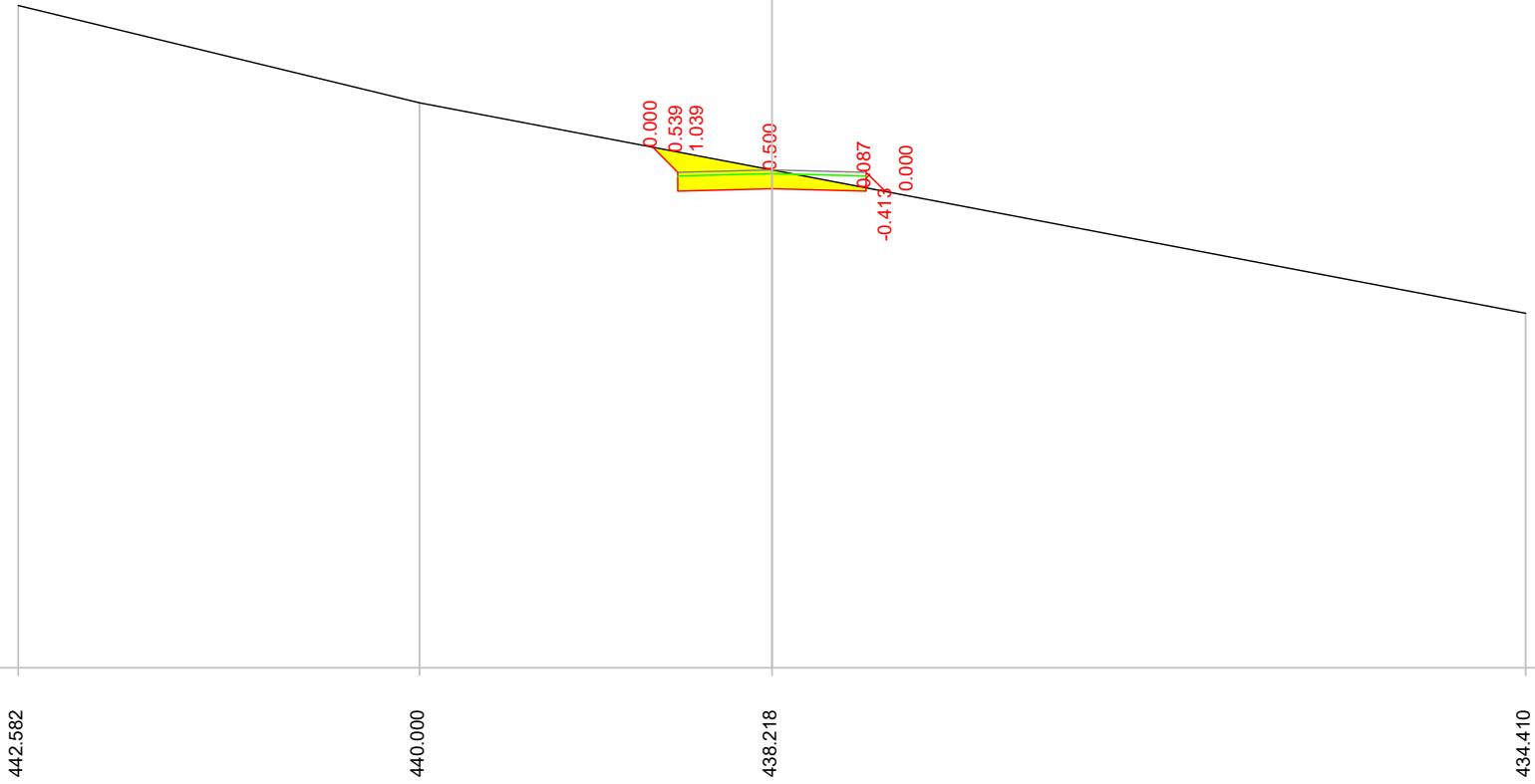
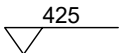
2.500

0.666

0.666

Indice : 30
 Progressiva : 250.000
 Codice : S.0032

Scala : 1/200



Quote terreno

442.582

440.000

438.218

434.410

Quote di progetto

438.821

438.156

437.656

437.718

437.656

438.156

437.645

Parziali

0.666

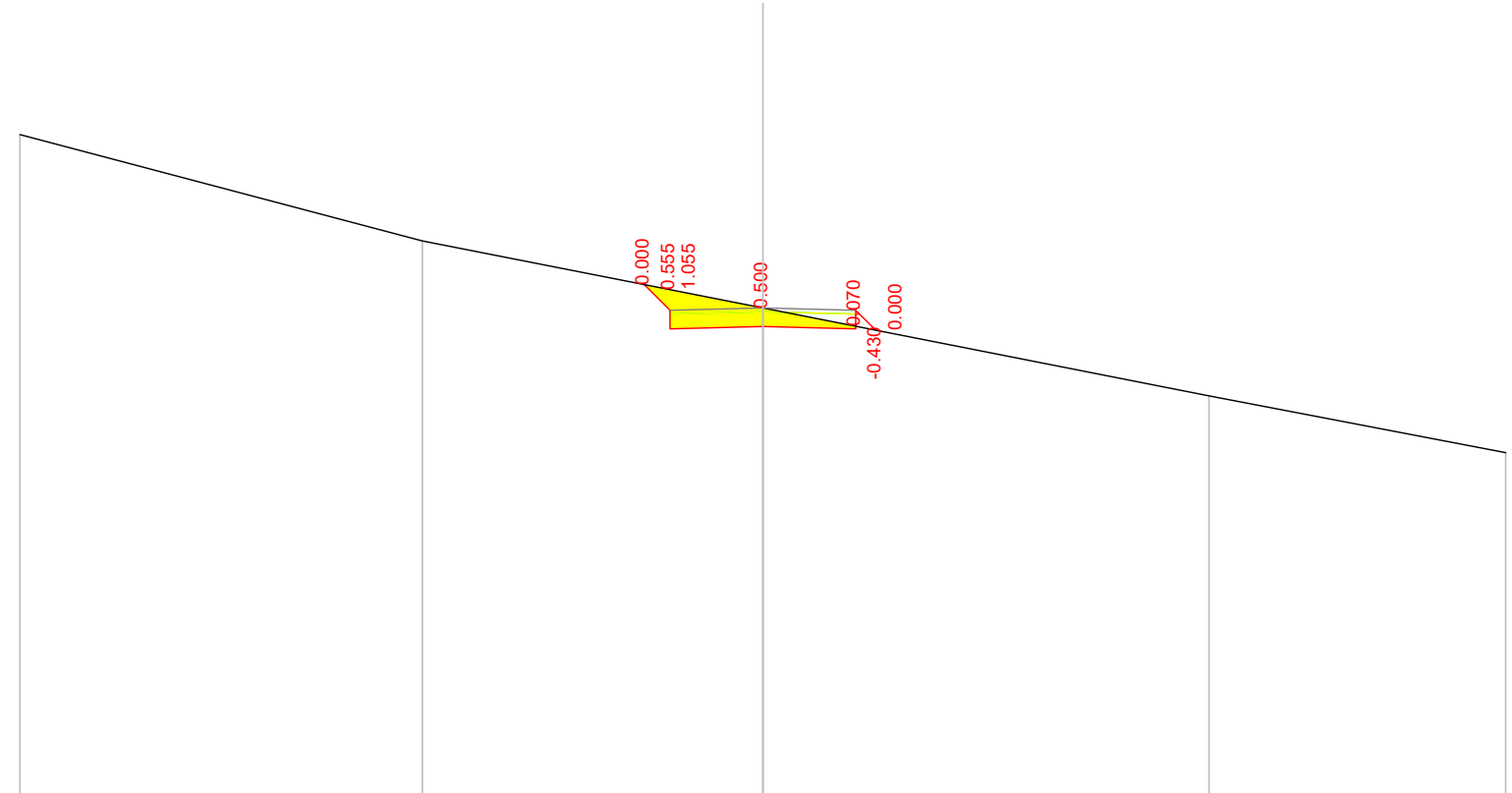

2.500

2.500

0.666

Indice : 31
 Progressiva : 260.000
 Codice : S.0033

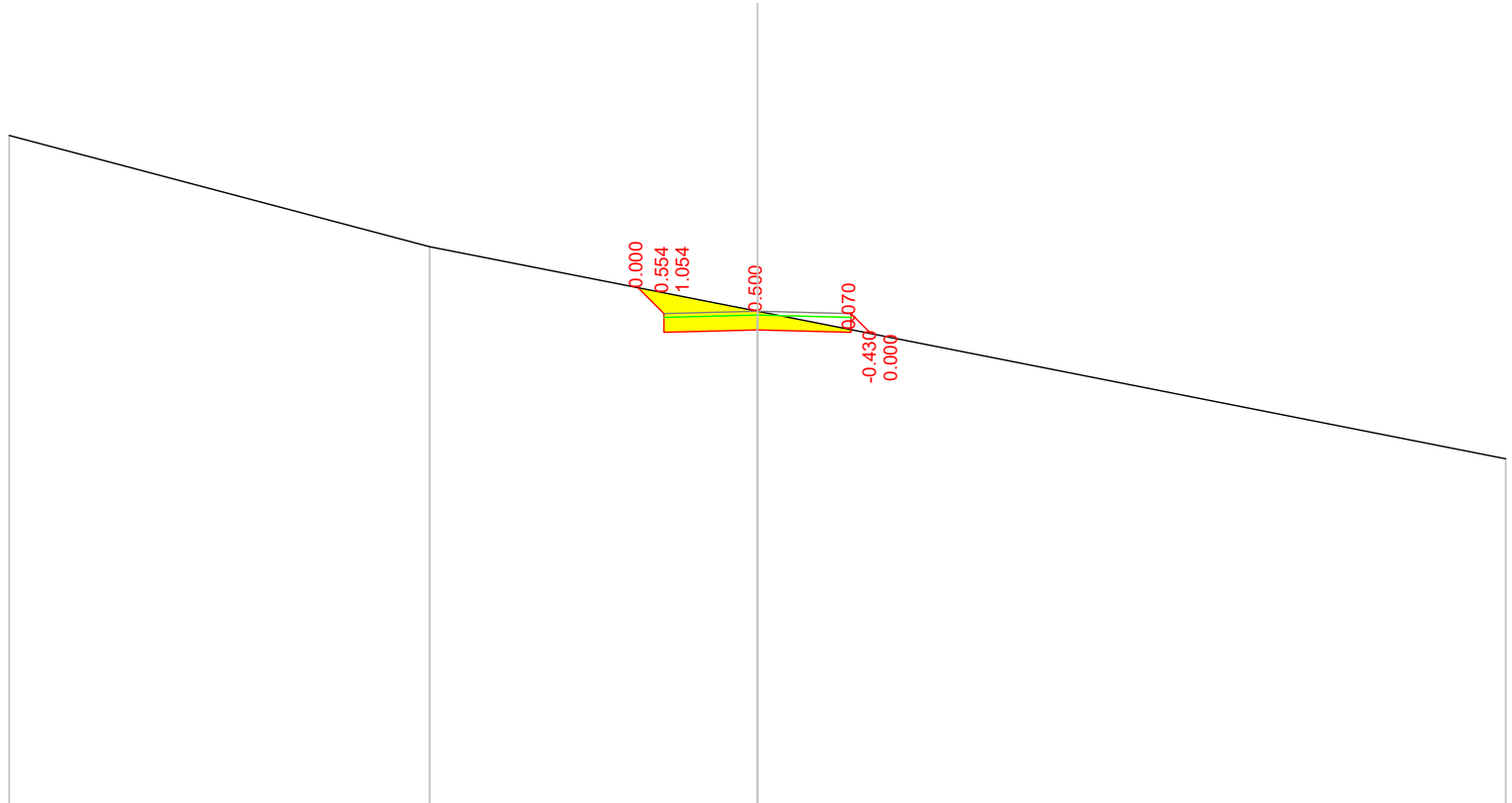
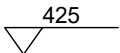
Scala : 1/200



Quote terreno		442.862	440.000	438.195	435.831	434.300
Quote di progetto		438.823	438.132	437.632	437.695	437.632
Parziali		0.691	2.500	2.500	0.999	0.535

Indice : 32
 Progressiva : 270.000
 Codice : S.0034

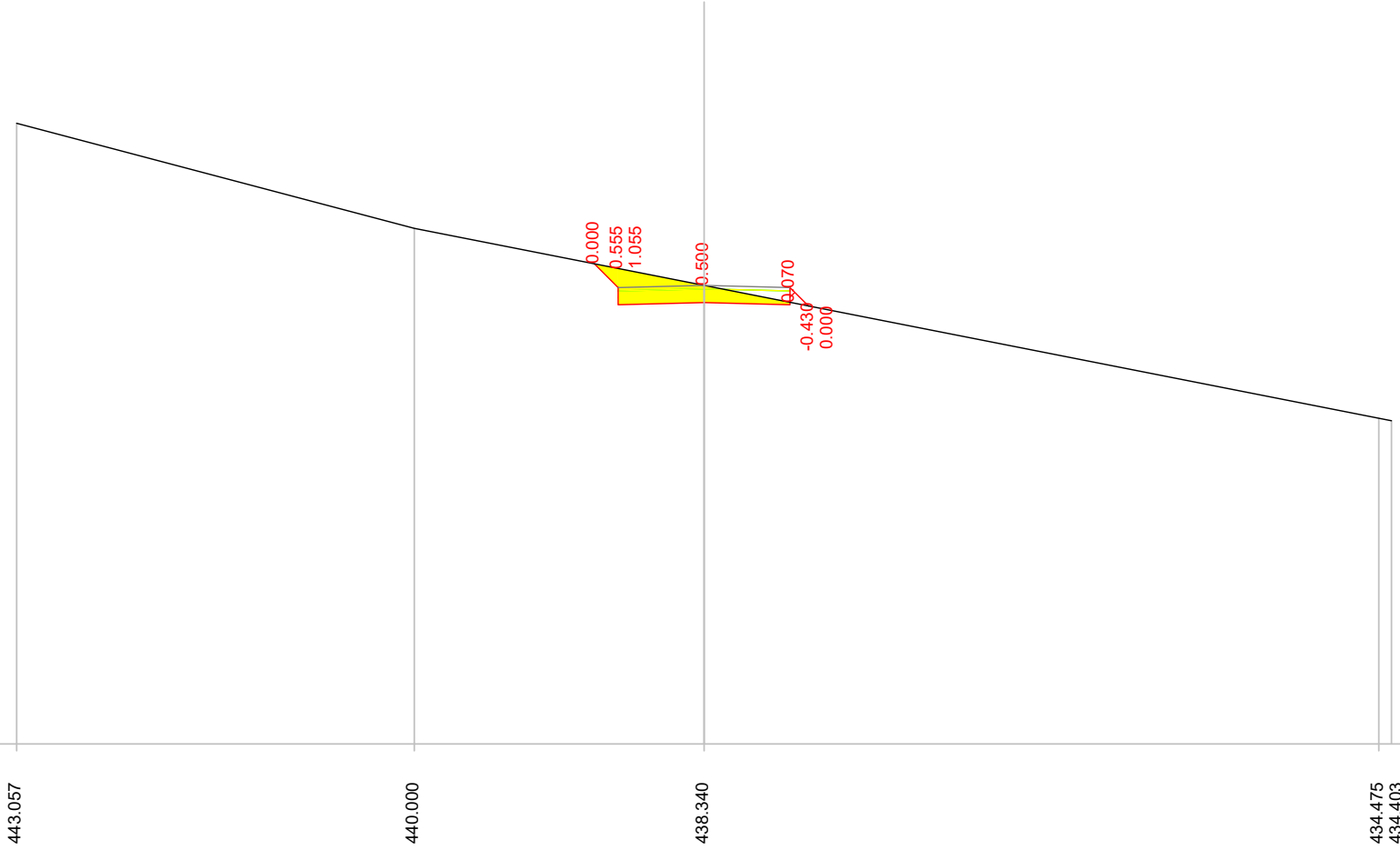
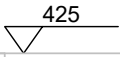
Scala : 1/200



Quote terreno	442.969	440.000	438.275	434.337
Quote di progetto		438.903 438.212 437.712	437.775	437.712 438.212 437.677
Parziali		0.690 0.690	2.500	2.500 0.999 0.999

Indice : 33
 Progressiva : 278.182
 Codice : S.0035

Scala : 1/200



Quote terreno

443.057

440.000

438.340

434.475

434.403

Quote di progetto

438.968

438.277

437.777

437.840

437.777

438.277

437.742

Parziali

0.691

0.660

2.500

2.500

0.999

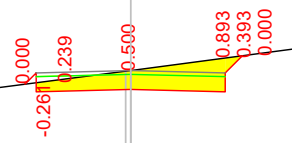
0.933

Indice : 1
 Progressiva : 0.000
 Codice : S.0001

Scala : 1/200

431.612

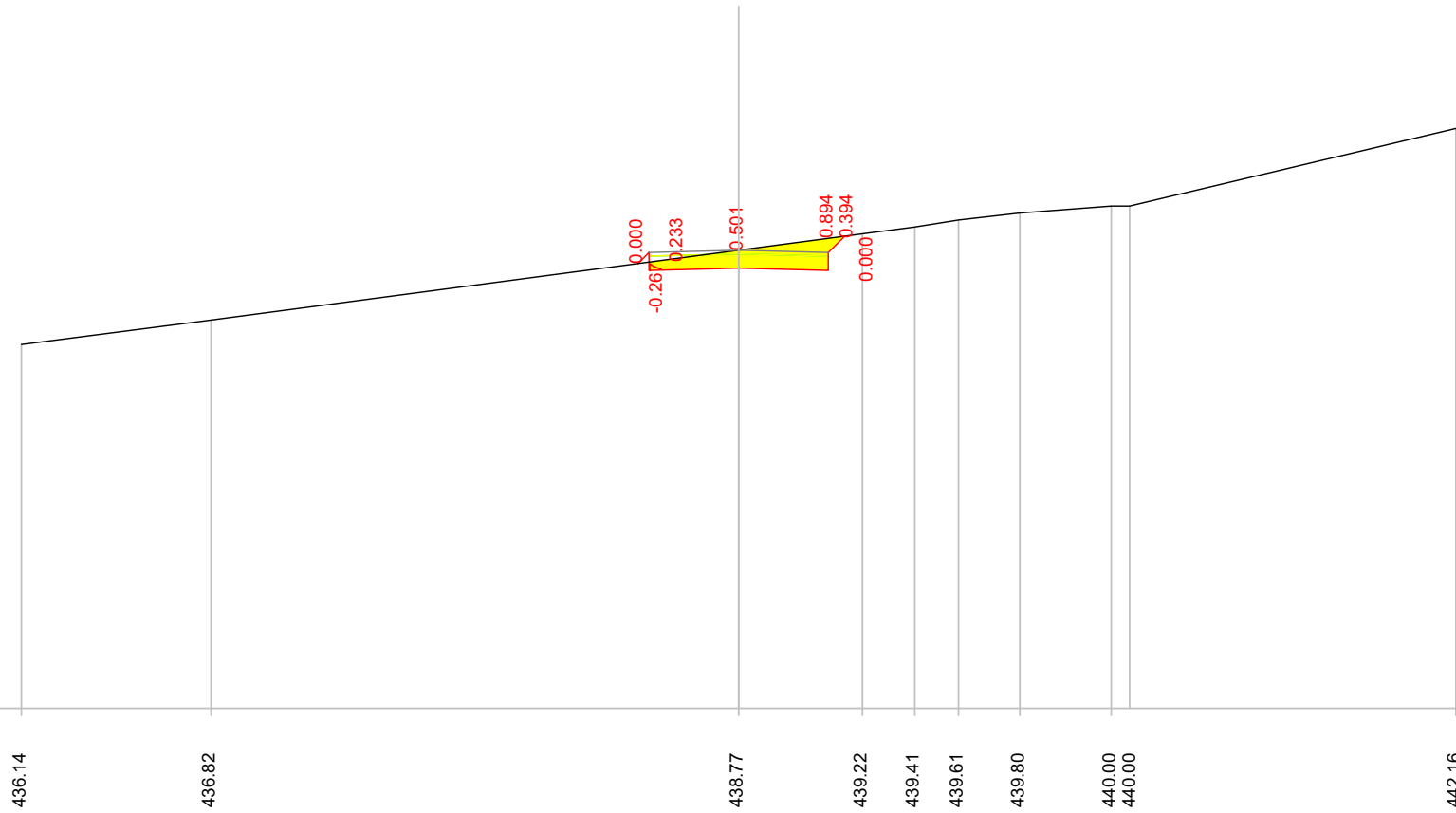
Quote Terreno	436.19		438.76 438.78	439.70 439.77 439.85 439.92 440.00 440.00		441.65	442.41
Quote di Progetto		438.42 438.72 438.22	438.28	438.22 438.72 439.17			
Parziali di progetto		0.000 2.500	2.500	0.468			



Indice : 2
 Progressiva : 8.704
 Codice : S.0002

Scala : 1/200

426



Quote Terreno

436.14 436.82 438.77 439.22 439.41 439.61 439.80 440.00 440.00 442.16

Quote di Progetto

438.40
438.70
438.20 438.27 438.20
438.70
439.16

Parziali di progetto

0.000 2.500 2.500 0.000

Indice : 3
 Progressiva : 10.000
 Codice : S.0008

Scala : 1/200

426

436.13

436.46

0.000

-0.328

0.172

0.503

0.833

0.333

0.000

438.77

439.16

439.36

439.58

439.79

440.00

440.00

442.14

Quote Terreno

Quote di Progetto

Parziali di progetto

438.39

438.76

438.26

438.26

438.26

438.76

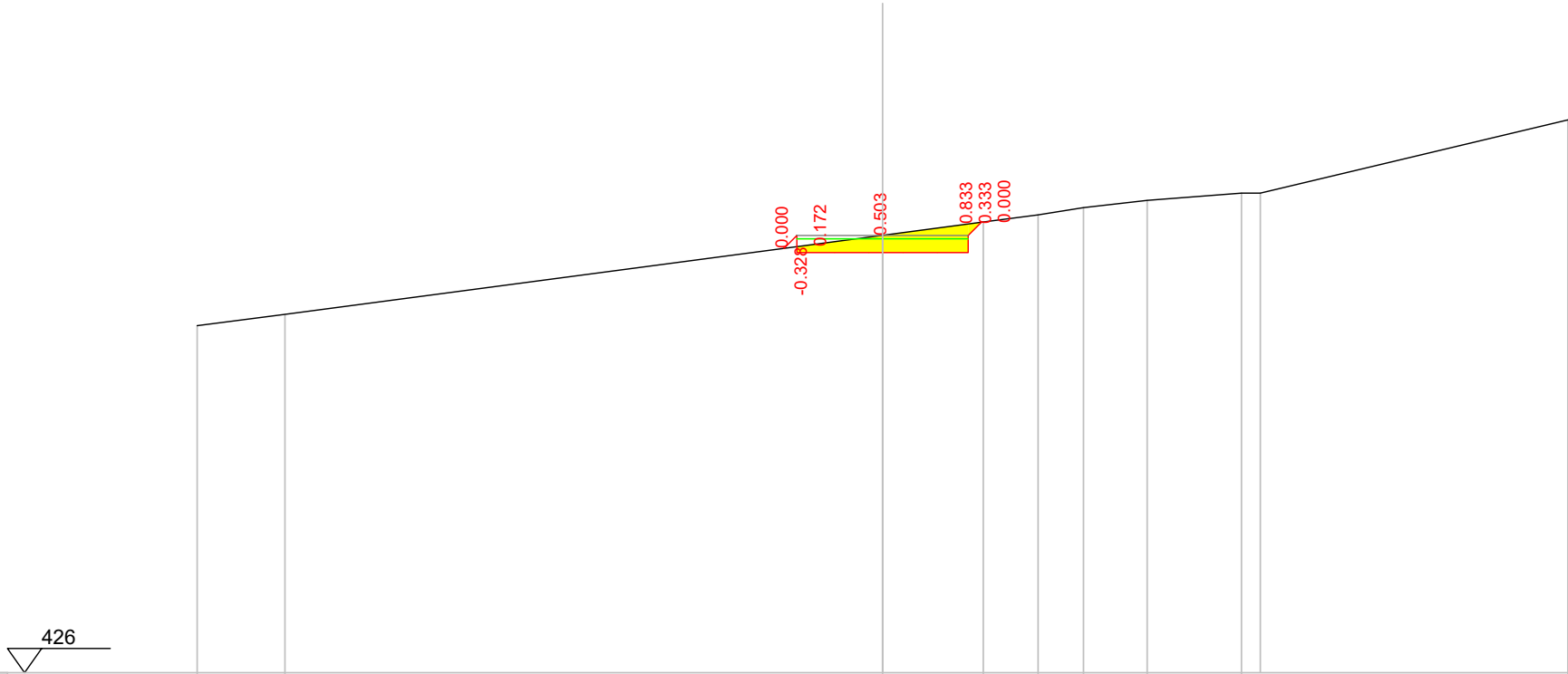
439.15

0.000

2.500

2.500

0.000

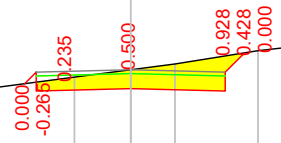


Indice : 5
 Progressiva : 20.000
 Codice : S.0009

Scala : 1/200

431.612

Quote Terreno	436.16		438.60	438.80	438.95	439.30	439.65	440.00	440.00	441.95
Quote di Progetto			438.43 438.74 438.24	438.30		438.24 438.74 439.25				
Parziali di progetto			0.000	2.500	2.500	0.000				

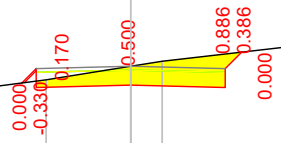


Indice : 6
 Progressiva : 30.000
 Codice : S.0010

Scala : 1/200

431.612

Quote Terreno	436.19	438.05	438.53	438.89	439.03	439.51	440.00	440.00	441.75
Quote di Progetto			438.45 438.83 438.33	438.39	438.33 438.83 439.27				
Parziali di progetto			0.000 2.500	2.500	0.498				

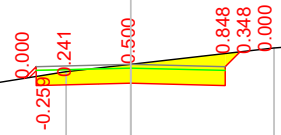


Indice : 7
 Progressiva : 40.000
 Codice : S.0011

Scala : 1/200

431.612

Quote Terreno	436.23	437.50	438.12	438.75	438.94	439.38	440.00	440.00	441.55
Quote di Progetto				438.57 438.88 438.38	438.44	438.38 438.88 439.27			
Parziali di progetto				0.000 2.500	2.500	0.000			

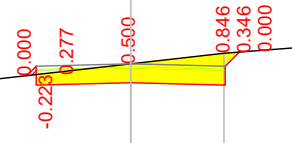


Indice : 8
 Progressiva : 50.000
 Codice : S.0012

Scala : 1/200

431.612

Quote Terreno		436.27	436.94	437.70	438.47	438.96	439.24	440.00	440.00	441.36
Quote di Progetto					438.64 438.89 438.39	438.46	438.39 438.89 439.27			
Parziali di progetto					0.860 2.500	2.500	0.998			

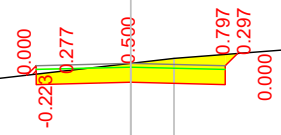


Indice : 9
 Progressiva : 60.000
 Codice : S.0013

Scala : 1/200

431.612

Quote Terreno		436.30	436.39				438.97	439.10		440.00	440.00	441.16
Quote di Progetto							438.66	438.91				
Parziali di progetto							0.660	2.500				

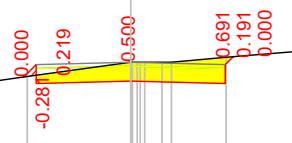


Indice : 10
 Progressiva : 70.000
 Codice : S.0014

Scala : 1/200

431.612

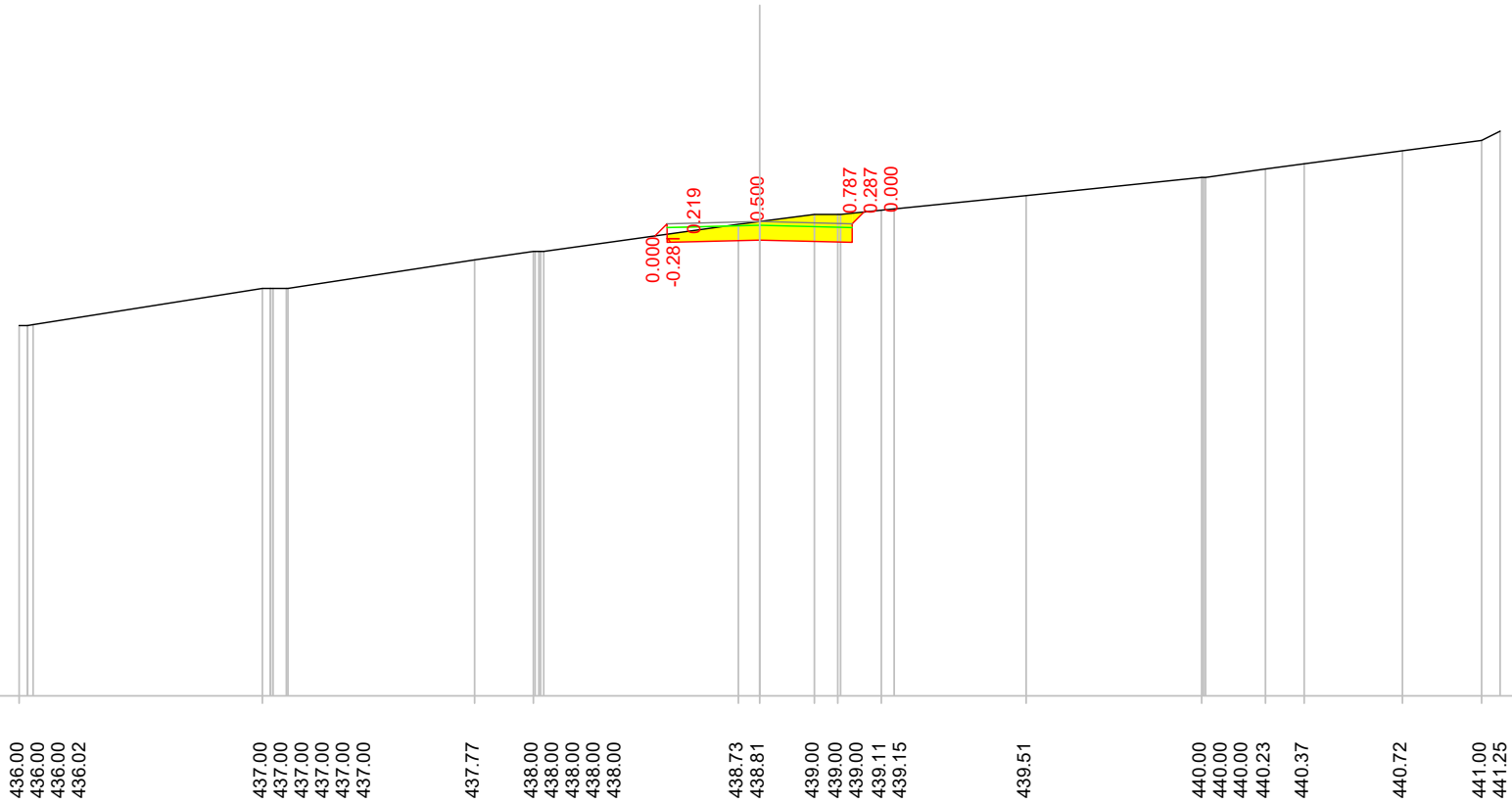
Quote Terreno	436.16	436.76	437.00	437.00	437.00	437.13	437.16	437.18	437.34	437.58	438.00	438.00	438.00	438.62	439.00	439.00	439.00	439.00	439.61	439.00	439.00	439.13	440.00	440.00	440.00	440.00	440.00	440.61	440.62	440.86	
Quote di Progetto														438.61	438.94	438.44		438.50		438.44	438.94	439.14									
Parziali di progetto														0.000	2.500	2.500		0.000		0.000											



Indice : 11
 Progressiva : 80.000
 Codice : S.0015

Scala : 1/200

426



0.000
 -0.287
 0.219
 0.500
 0.787
 0.287
 0.000

Quote Terreno

436.00
 436.00
 436.00
 436.02

 437.00
 437.00
 437.00
 437.00
 437.00
 437.00

 437.77

 438.00
 438.00
 438.00
 438.00
 438.00

 438.73
 438.81

 439.00
 439.00
 439.00
 439.11
 439.15

 439.51

 440.00
 440.00
 440.00
 440.23
 440.37

 440.72

 441.00
 441.25

Quote di Progetto

438.42
 438.75
 438.25

 438.31

 438.25
 438.75
 439.07

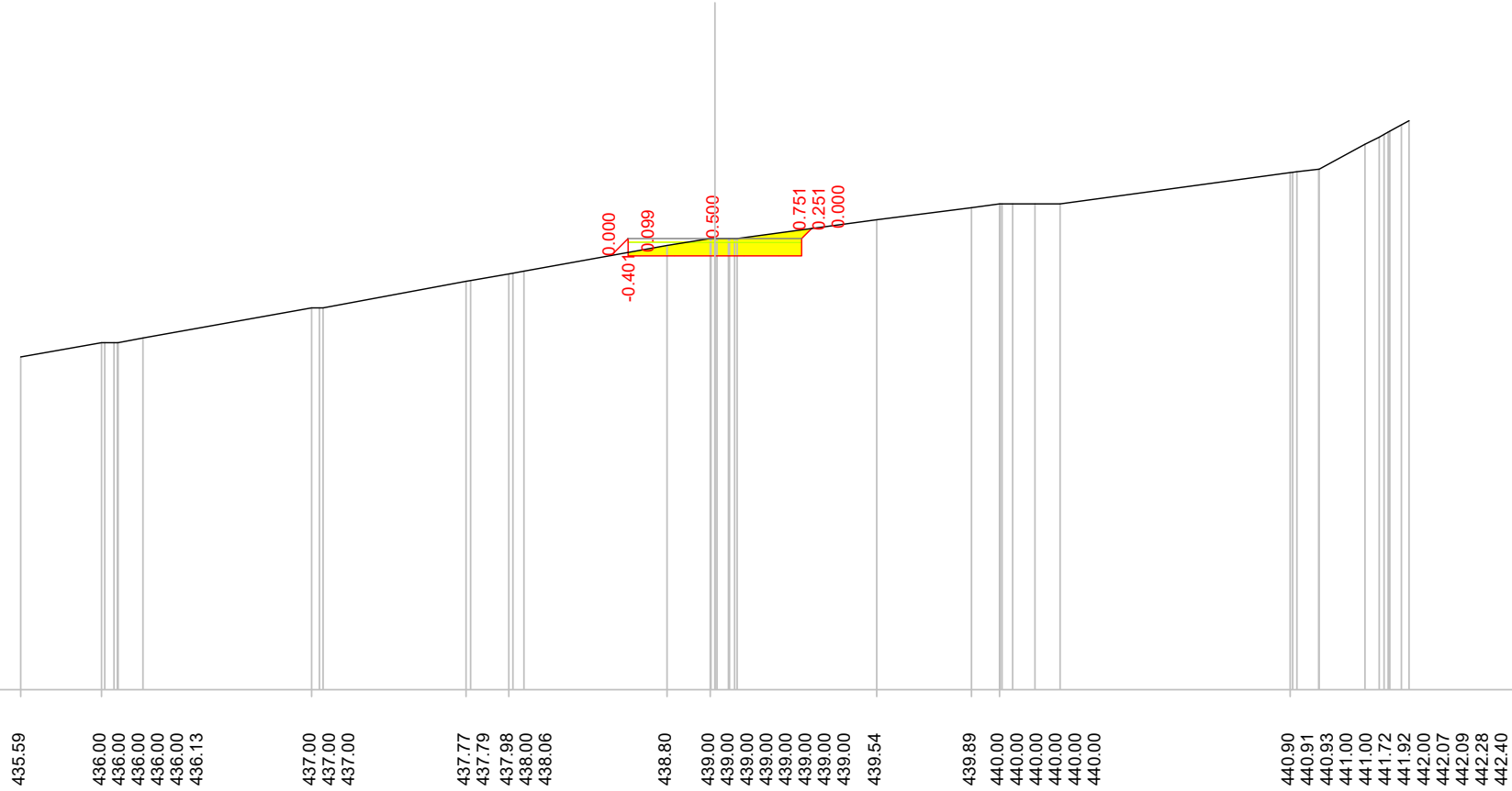
Parziali di progetto

0.000
 2.500
 2.500
 0.000

Indice : 12
 Progressiva : 89.933
 Codice : S.0006

Scala : 1/200

426



Quote Terreno

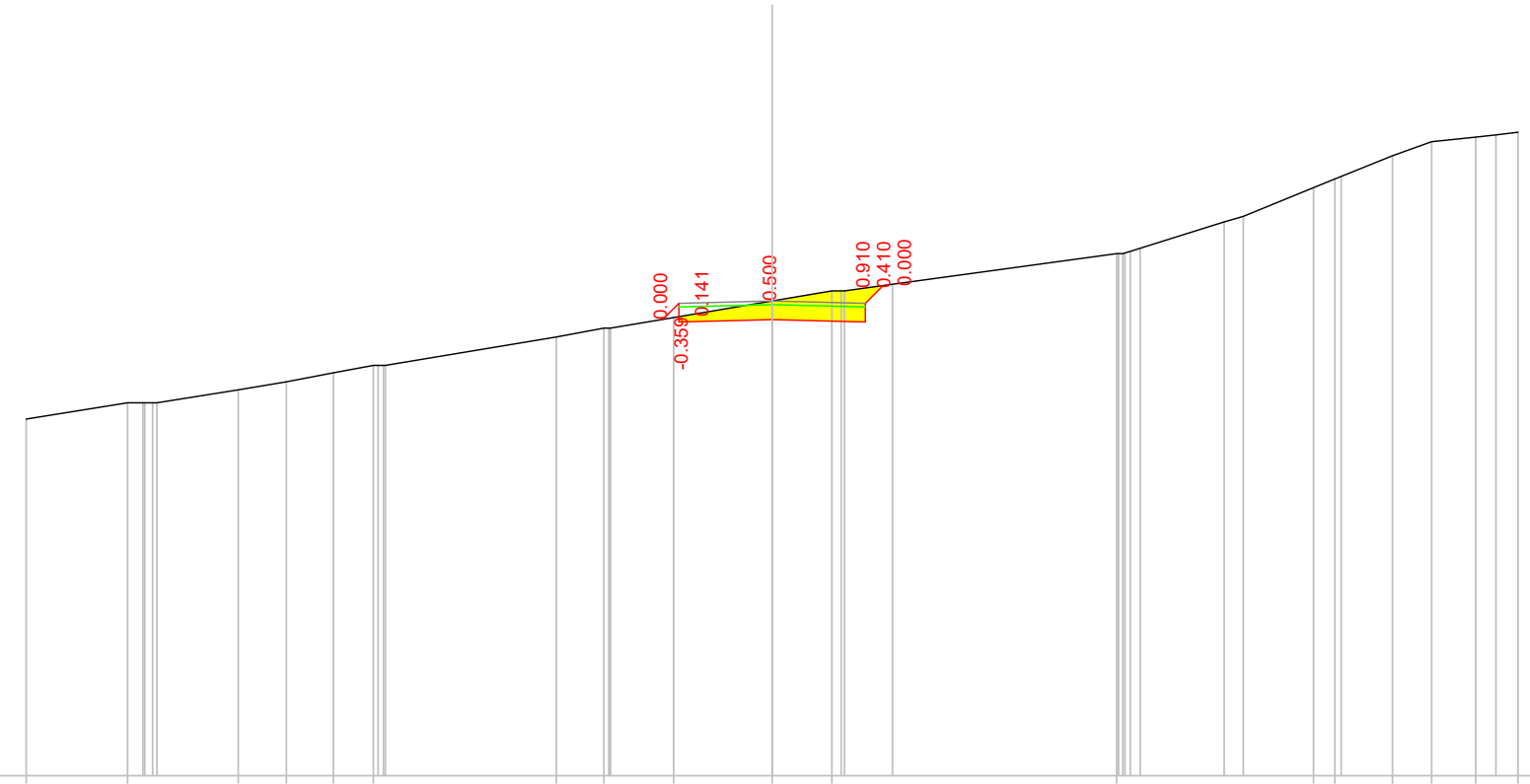
Quote di Progetto

Parziali di progetto

Indice : 15
 Progressiva : 110.000
 Codice : S.0018

Scala : 1/200

426



0.000
 -0.359
 0.141
 0.500
 0.910
 0.410
 0.000

Quote Terreno
 435.56
 436.00
 436.00
 436.00
 436.00
 436.35
 436.56
 436.80
 437.00
 437.00
 437.00
 437.76
 438.00
 438.00
 438.28
 438.73
 439.00
 439.00
 439.00
 439.18
 440.00
 440.00
 440.00
 440.02
 440.06
 440.14
 440.85
 441.00
 441.77
 442.00
 442.07
 442.62
 443.00
 443.12
 443.18
 443.25

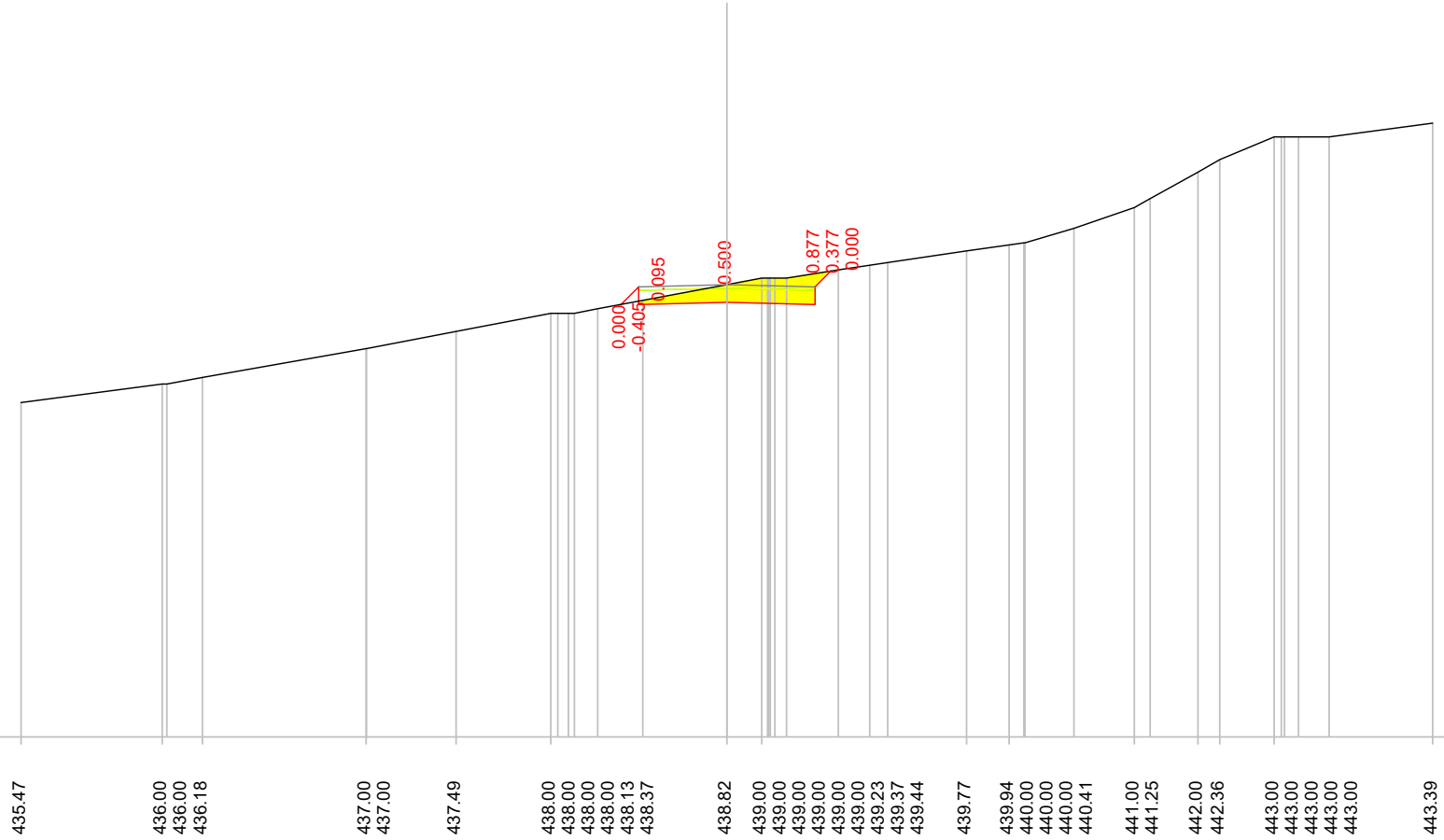
Quote di Progetto
 438.24
 438.67
 438.17
 438.23
 438.17
 438.67
 439.14

Parziali di progetto
 0.000
 2.500
 2.500
 0.000

Indice : 16
 Progressiva : 115.347
 Codice : S.0019

Scala : 1/200

426



Quote Terreno	435.47	436.00	436.00	436.18	437.00	437.00	437.49	438.00	438.00	438.00	438.00	438.13	438.37	438.82	439.00	439.00	439.00	439.00	439.00	439.23	439.37	439.44	439.77	439.94	440.00	440.00	440.00	440.41	441.00	441.25	442.00	442.36	443.00	443.00	443.00	443.00	443.00	443.39			
Quote di Progetto												438.26	438.75	438.25																											
Parziali di progetto												0.000	2.500		2.500																										

0.000
 -0.405
 0.095
 0.500
 0.877
 0.377
 0.000