

**REVISIONE DEL REPORT ANNUALE DESCRITTIVO DELLE ATTIVITÀ DI MONITORAGGIO
ON-SHORE E OFF-SHORE**

Periodo di riferimento: Novembre 2018 ÷ Ottobre 2019

Allegato R

Rilievi con sonda multiparametrica e rilievi correntometrici (novembre 2018 ÷ ottobre 2019)

Allegato R1 - Rilievi con sonda multiparametrica e correntometrici – Novembre 2018

Allegato R2 - Rilievi con sonda multiparametrica e correntometrici – Dicembre 2018

Allegato R3 - Rilievi con sonda multiparametrica e correntometrici – Gennaio 2019

Allegato R4 - Rilievi con sonda multiparametrica e correntometrici – Febbraio 2019

Allegato R5 - Rilievi con sonda multiparametrica e correntometrici – Marzo 2019

Allegato R6 - Rilievi con sonda multiparametrica e correntometrici – Aprile 2019

Allegato R7 - Rilievi con sonda multiparametrica e correntometrici – Maggio 2019

Allegato R8 - Rilievi con sonda multiparametrica e correntometrici – Giugno 2019

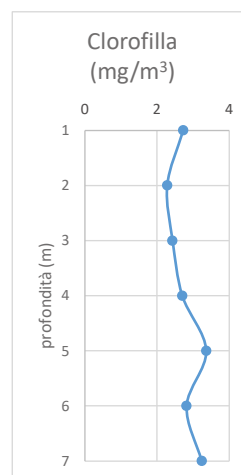
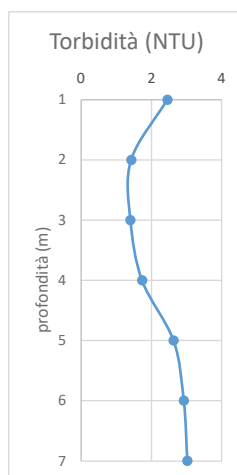
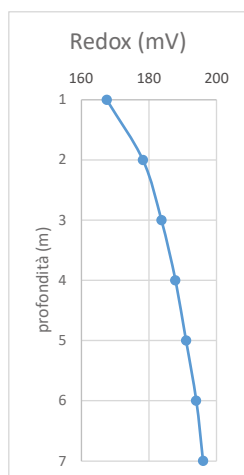
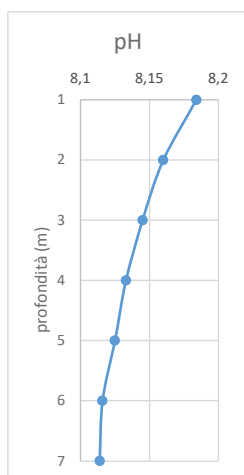
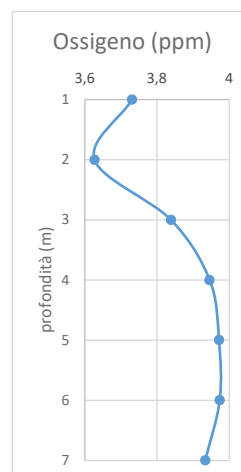
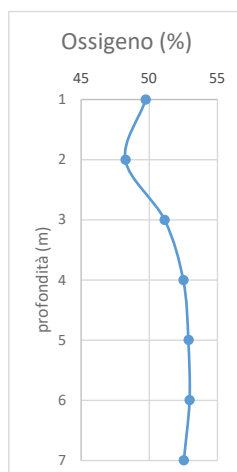
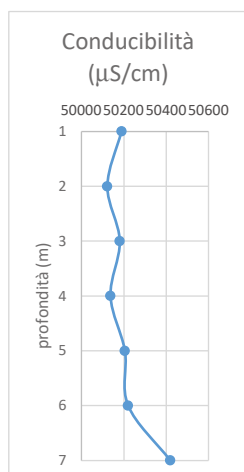
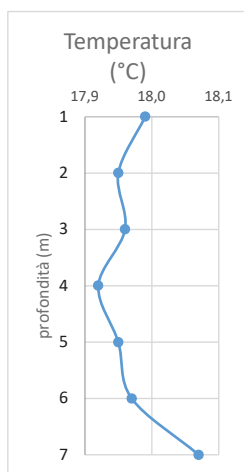
Allegato R9 - Rilievi con sonda multiparametrica e correntometrici – Luglio 2019

Allegato R10 - Rilievi con sonda multiparametrica e correntometrici – Agosto 2019

Allegato R11 - Rilievi con sonda multiparametrica e correntometrici – Settembre 2019

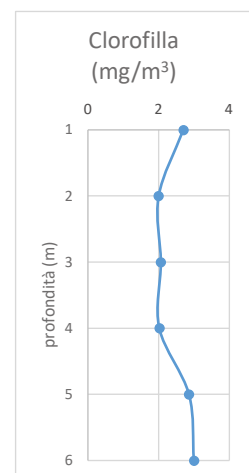
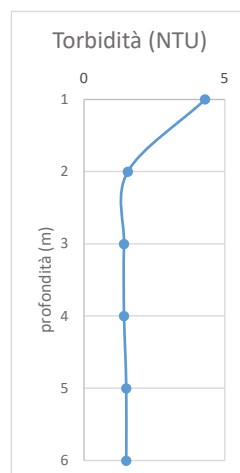
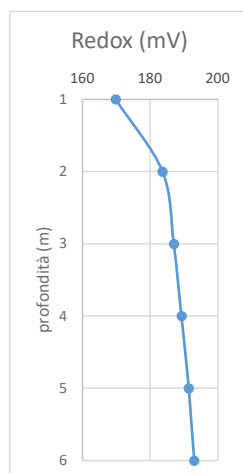
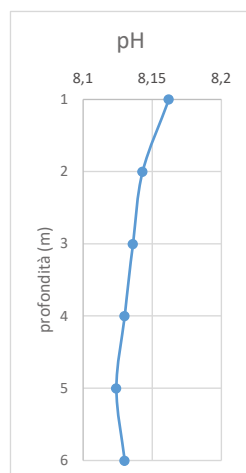
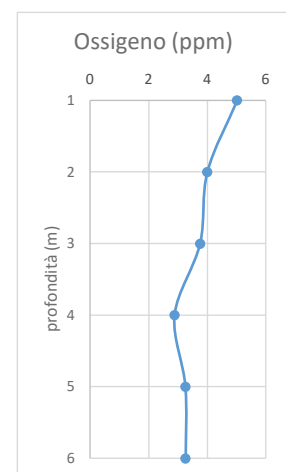
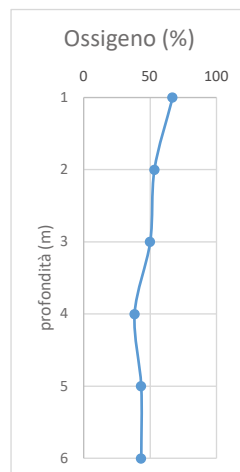
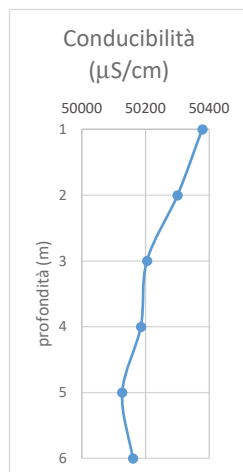
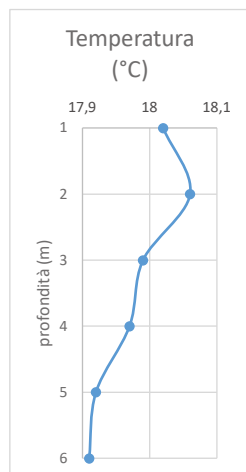
Allegato R12 - Rilievi con sonda multiparametrica e correntometrici – Ottobre 2019

ST01 – 23/11/2018 10:30										
Profondità	Temperatura	Conducibilità	Ossigeno	Ossigeno	pH	Potenziale Red-ox	Torbidità	Clorofilla 'a'	direzione corrente	velocità corrente
m	°C	μS/cm	%	ppm	-	mV	NTU	mg/m ³	-	m/s
1	17,99	50189	49,725	3,731	8,184	167,5	2,45	2,725	N	0,1
2	17,95	50122	48,242	3,627	8,16	178,2	1,42	2,285		
3	17,96	50181	51,115	3,839	8,145	183,7	1,4	2,43		
4	17,92	50137	52,488	3,946	8,133	187,8	1,73	2,7		
5	17,95	50205	52,86	3,972	8,125	191	2,63	3,364		
6	17,97	50220	52,94	3,974	8,116	194	2,92	2,82		
7	18,07	50420	52,52	3,934	8,114	196	3,02	3,24		



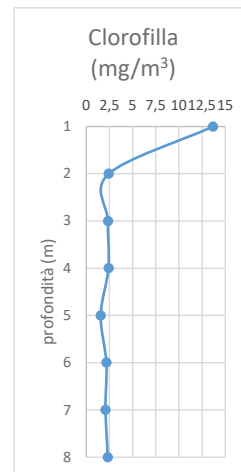
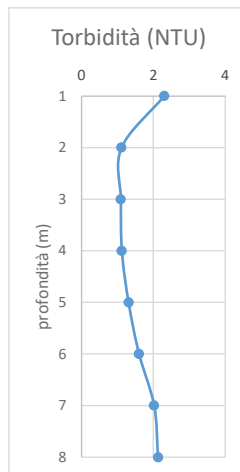
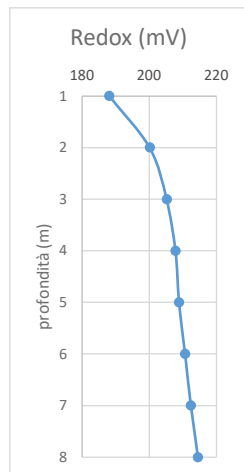
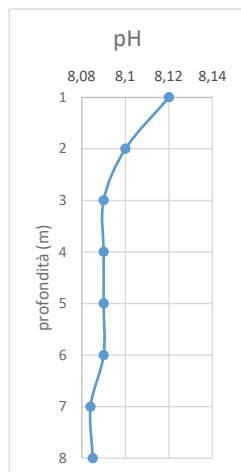
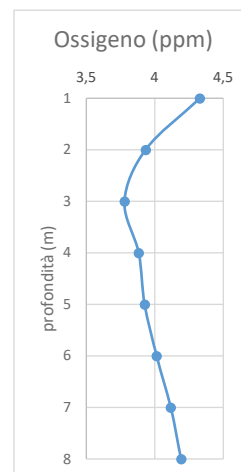
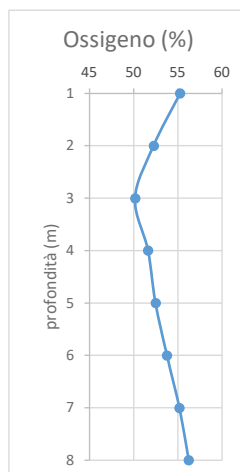
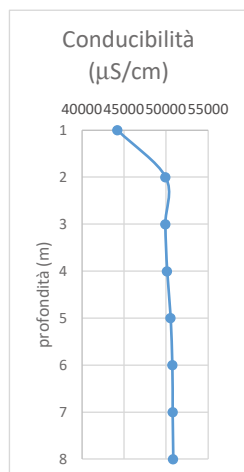
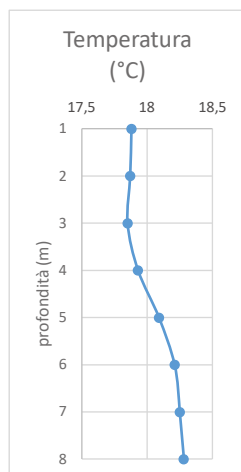
ST02 - 23/11/2018 10:40

Profondità	Temperatura	Conducibilità	Ossigeno	Ossigeno	pH	Potenziale Red-ox	Torbidità	Clorofilla 'a'	direzione corrente	velocità corrente
m	°C	μS/cm	%	ppm	-	mV	NTU	mg/m ³	-	m/s
1	18,02	50378	66,94	5,02	8,162	169,85	4,3	2,7	N	0,1
2	18,06	50300	53,4	4,003	8,143	183,66	1,56	2		
3	17,99	50204	50,06	3,758	8,136	187	1,42	2,06		
4	17,97	50185	38,42	2,887	8,13	189,25	1,425	2,02		
5	17,92	50126	43,32	3,258	8,124	191,4	1,5	2,86		
6	17,91	50160	43,4	3,26	8,13	193	1,5	3		

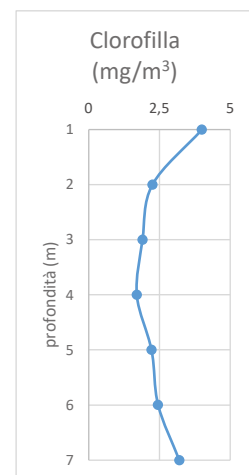
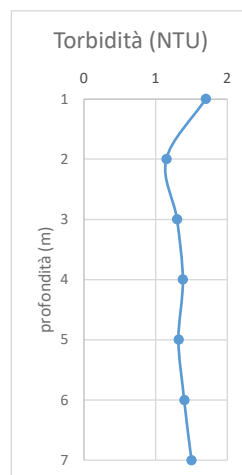
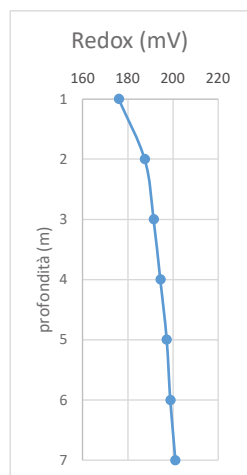
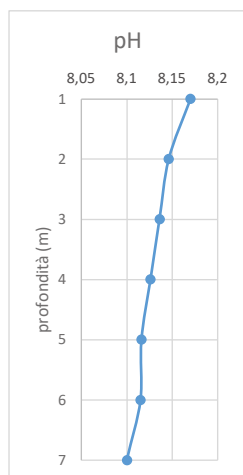
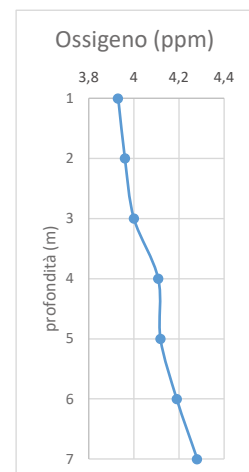
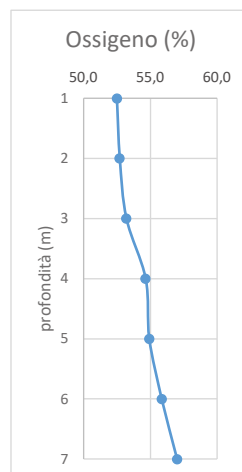
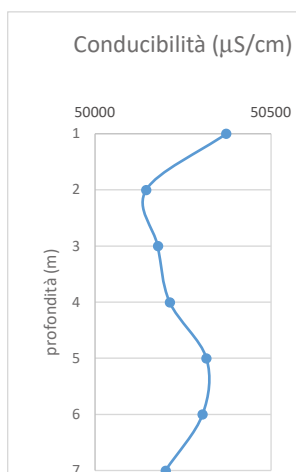
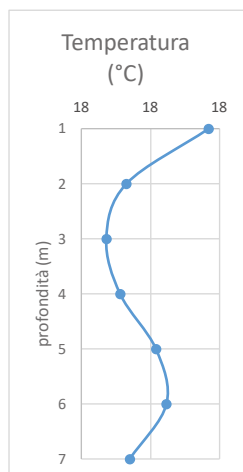


ST03 - 23/11/2018 10:10

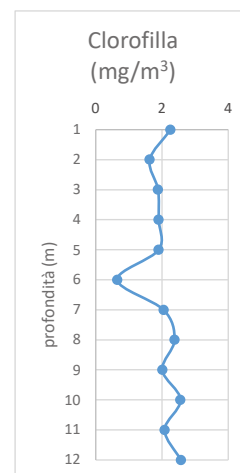
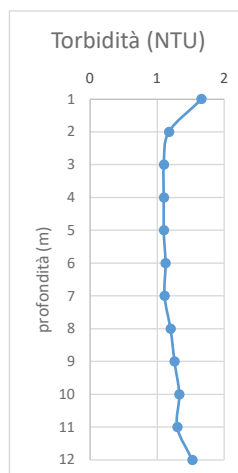
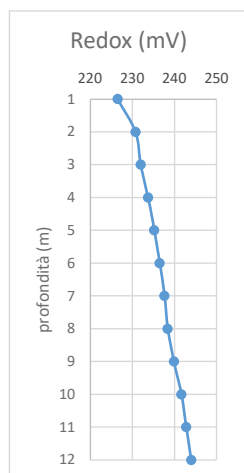
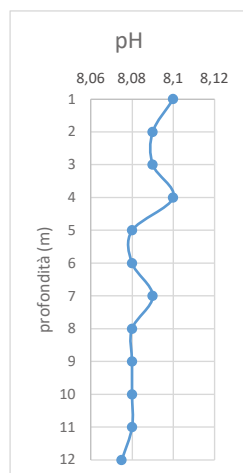
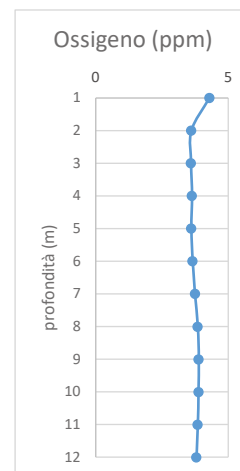
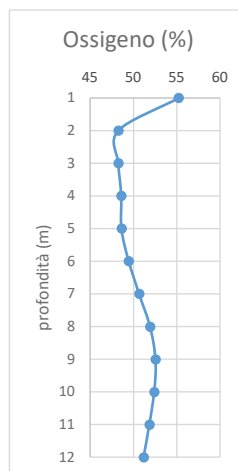
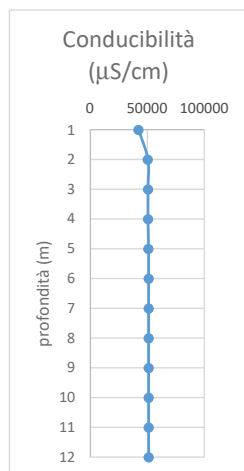
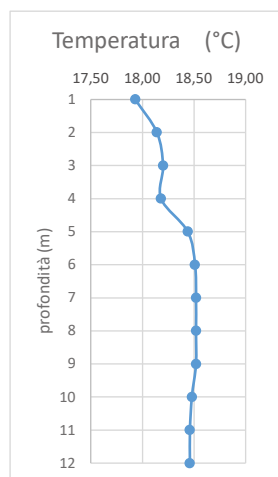
Profondità	Temperatura	Conducibilità	Ossigeno	Ossigeno	pH	Potenziale Red-ox	Torbidità	Clorofilla 'a'	direzione corrente	velocità corrente
m	°C	μS/cm	%	ppm	-	mV	NTU	mg/m ³	-	m/s
1	17,88	44223	55,25	4,328	8,12	188,07	2,3	13,67	N	0,1
2	17,87	49936	52,25	3,932	8,1	200,11	1,11	2,4		
3	17,85	49923	50,16	3,778	8,09	205,16	1,09	2,32		
4	17,93	50132	51,62	3,882	8,09	207,8	1,12	2,38		
5	18,09	50540	52,48	3,925	8,09	208,85	1,31	1,54		
6	18,21	50750	53,76	4,013	8,09	210,66	1,6	2,16		
7	18,25	50796	55,18	4,116	8,084	212,4	2,02	2,06		
8	18,28	50850	56,23	4,191	8,085	214,5	2,13	2,3		



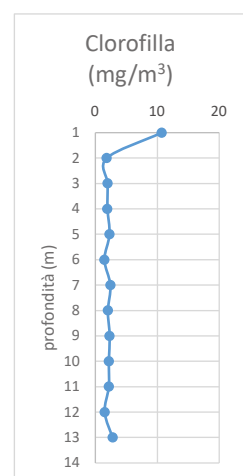
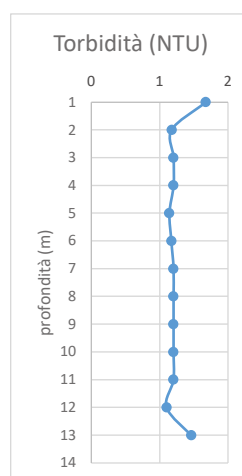
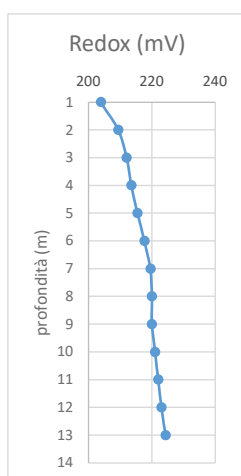
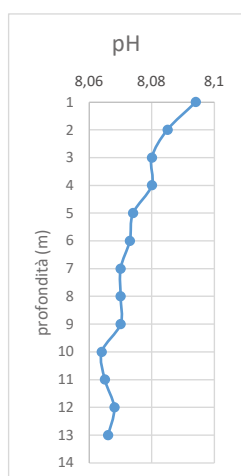
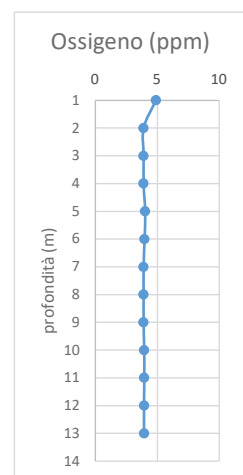
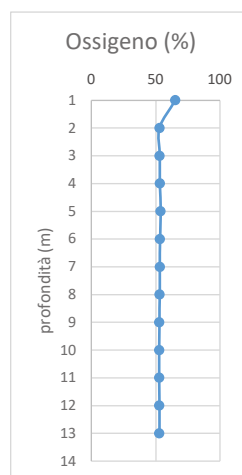
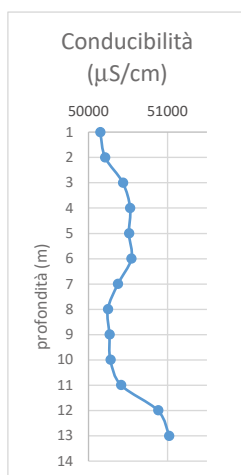
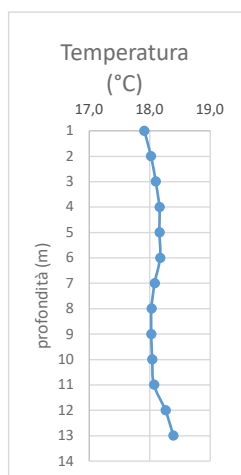
ST04 - 23/11/2018 10:20										
Profondità	Temperatura	Conducibilità	Ossigeno	Ossigeno	pH	Potenziale Red-ox	Torbidità	Clorofilla 'a'	direzione corrente	velocità corrente
m	°C	μS/cm	%	ppm	-	mV	NTU	mg/m ³	-	m/s
1	18,084	50372	52,5	3,93	8,17	176	1,7	4	N	0,1
2	17,965	50145	52,7	3,96	8,146	187,5	1,15	2,25		
3	17,936	50178	53,2	4	8,136	191,4	1,3	1,9		
4	17,956	50212	54,64	4,108	8,126	194,4	1,38	1,7		
5	18,008	50316	54,92	4,118	8,116	197,2	1,32	2,22		
6	18,023	50305	55,85	4,19	8,115	198,8	1,4	2,45		
7	17,97	50200	57	4,28	8,1	201	1,5	3,2		



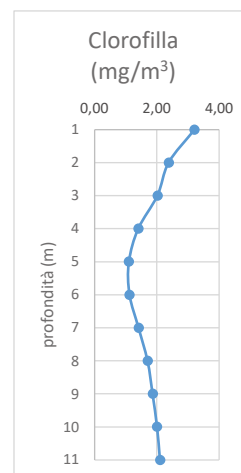
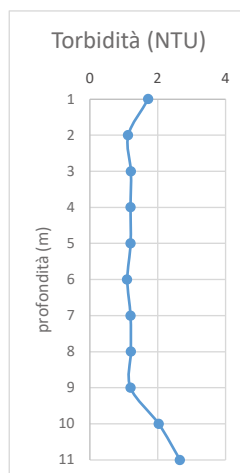
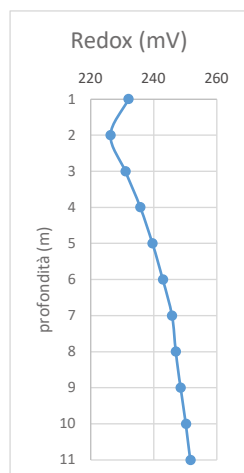
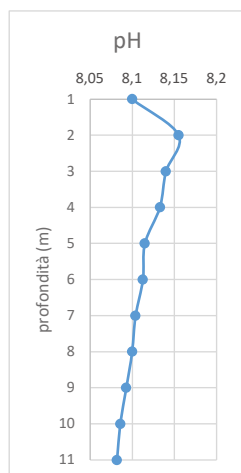
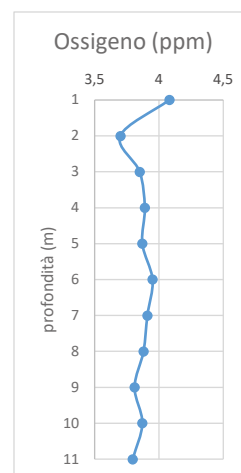
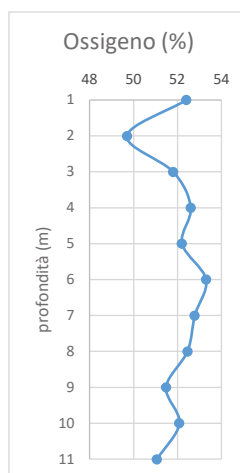
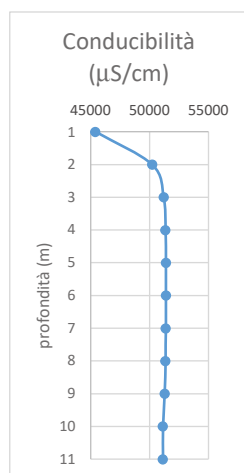
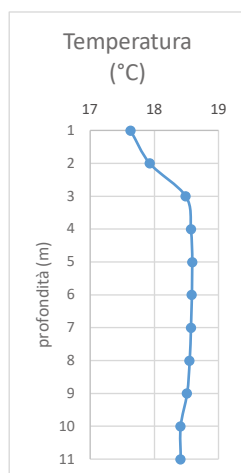
ST05 - 23/11/2018 9:50										
Profondità	Temperatura	Conducibilità	Ossigeno	Ossigeno	pH	Potenziale Red-ox	Torbidità	Clorofilla 'a'	direzione corrente	velocità corrente
m	°C	μS/cm	%	ppm	-	mV	NTU	mg/m ³	-	m/s
1	17,93	42403	55,22	4,29	8,1	226,5	1,66	2,26	NW	0,3
2	18,14	50526	48,25	3,61	8,09	230,75	1,175	1,63		
3	18,2	50670	48,25	3,6	8,09	232	1,1	1,88		
4	18,18	50612	48,6	3,635	8,1	233,75	1,1	1,9		
5	18,44	51144	48,62	3,61	8,08	235,2	1,1	1,9		
6	18,51	51230	49,45	3,66	8,08	236,5	1,125	0,65		
7	18,52	51280	50,66	3,75	8,09	237,66	1,11	2,05		
8	18,52	51264	51,92	3,85	8,08	238,4	1,2	2,38		
9	18,52	51266	52,55	3,89	8,08	239,88	1,26	2,01		
10	18,48	51200	52,4	3,88	8,08	241,66	1,33	2,56		
11	18,46	51172	51,84	3,85	8,08	242,8	1,3	2,08		
12	18,46	51165	51,17	3,8	8,075	244	1,525	2,575		



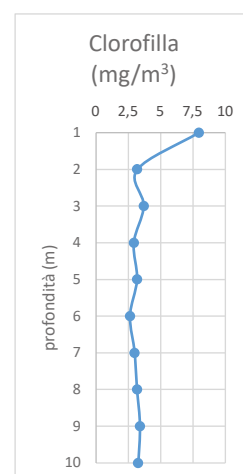
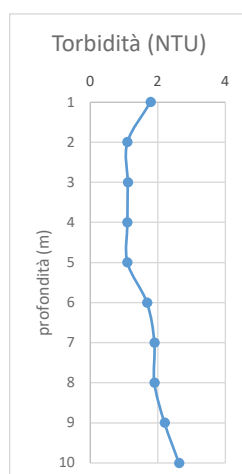
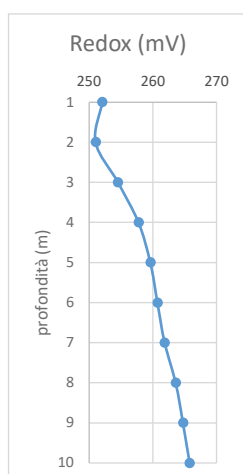
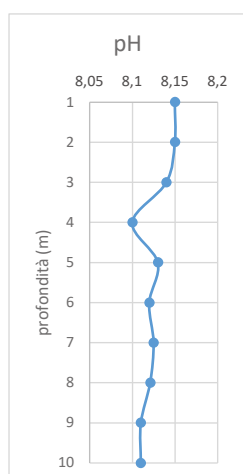
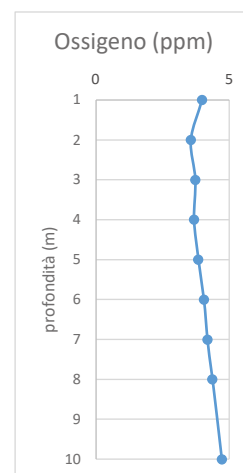
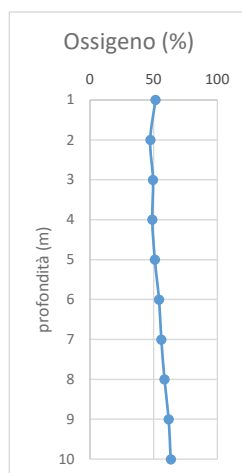
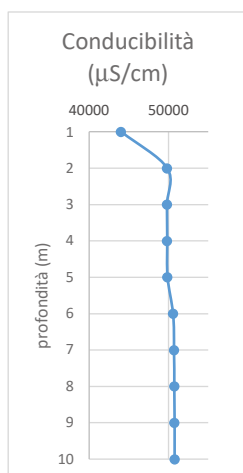
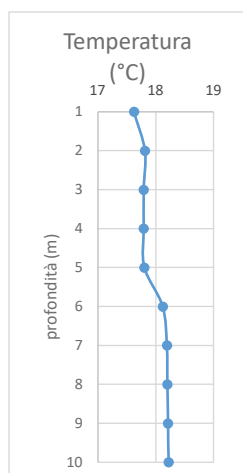
ST06 - 23/11/2018 10:00										
Profondità	Temperatura	Conducibilità	Ossigeno	Ossigeno	pH	Potenziale Red-ox	Torbidità	Clorofilla 'a'	direzione corrente	velocità corrente
m	°C	μS/cm	%	ppm	-	mV	NTU	mg/m ³	-	m/s
1	17,91	50147	65,18	4,9	8,094	203,857	1,67	10,72	NW	0,3
2	18,02	50210	53	3,9	8,085	209,375	1,175	1,875		
3	18,1	50435	53,17	3,9	8,08	212	1,2	2		
4	18,16	50525	53,22	3,9	8,08	213,5	1,2	1,97		
5	18,16	50512	53,92	4,03	8,074	215,428	1,14	2,3		
6	18,17	50542	53,31	3,98	8,073	217,625	1,17	1,47		
7	18,08	50371	53,23	3,9	8,07	219,5	1,2	2,45		
8	18,028	50244	53,08	3,9	8,07	220	1,2	2,04		
9	18,026	50264	52,88	3,9	8,07	220	1,2	2,32		
10	18,041	50277	52,77	3,95	8,064	221	1,2	2,2		
11	18,07	50412	52,7	3,95	8,065	222	1,2	2,2		
12	18,26	50880	52,86	3,94	8,068	223	1,1	1,53		
13	18,39	51020	52,9	3,94	8,066	224,333	1,46	2,83		



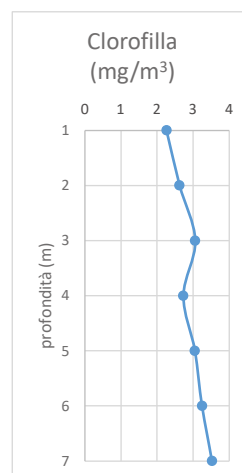
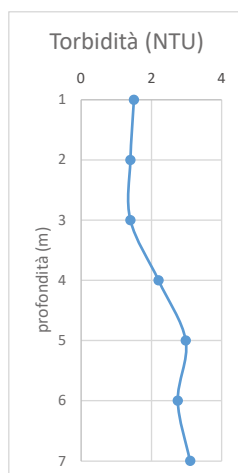
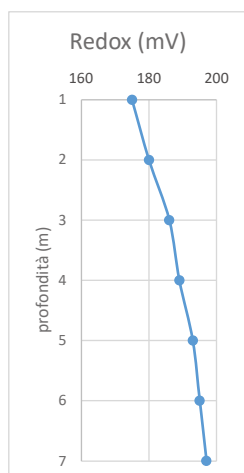
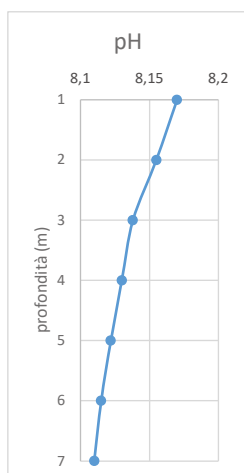
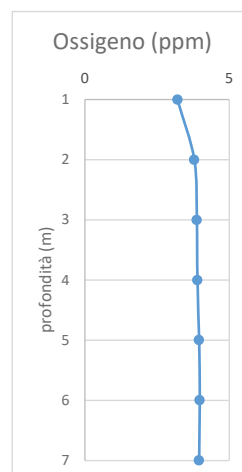
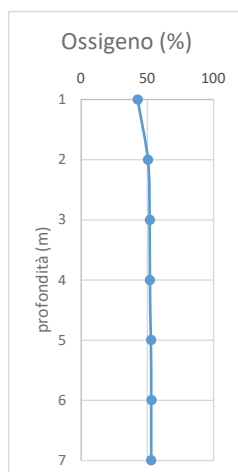
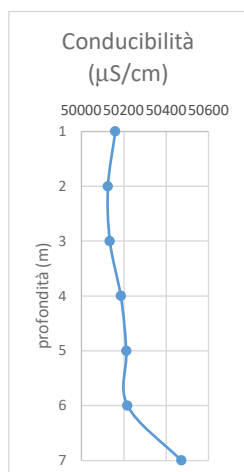
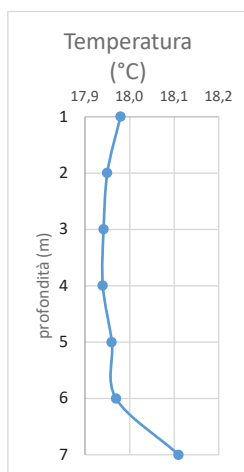
ST07 – 23/11/2018 9:40										
Profondità	Temperatura	Conducibilità	Ossigeno	Ossigeno	pH	Potenziale Red-ox	Torbidità	Clorofilla 'a'	direzione corrente	velocità corrente
m	°C	μS/cm	%	ppm	-	mV	NTU	mg/m ³	-	m/s
1	17,63	45414	52,4	4,08	8,1	231,954	1,72	3,2	NW	0,3
2	17,93	50228	49,7	3,7	8,155	226,25	1,13	2,375		
3	18,49	51211	51,8	3,85	8,14	231	1,21	2,014		
4	18,57	51359	52,6	3,89	8,133	235,7	1,2	1,4		
5	18,59	51397	52,2	3,87	8,115	239,57	1,2	1,1		
6	18,583	51392	53,3	3,95	8,1127	242,9	1,1	1,12		
7	18,57	51380	52,78	3,91	8,104	245,777	1,2	1,41		
8	18,55	51356	52,45	3,88	8,1	247	1,21	1,7		
9	18,51	51288	51,475	3,81	8,093	248,5	1,2	1,86		
10	18,41	51135	52,08	3,87	8,086	250,166	2,03	2		
11	18,41	51136	51,06	3,796	8,082	251,6	2,66	2,1		



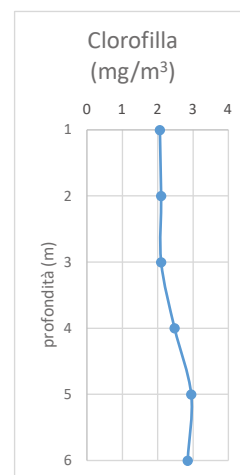
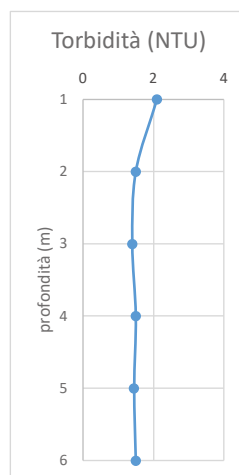
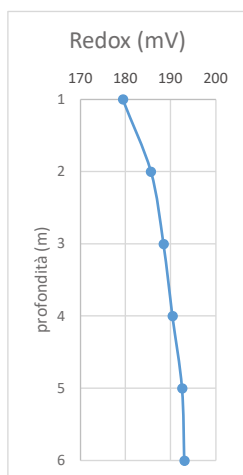
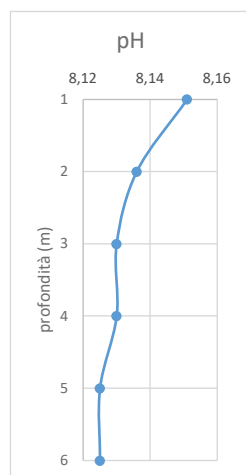
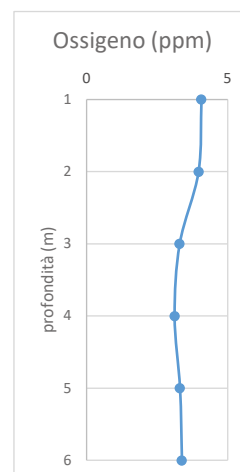
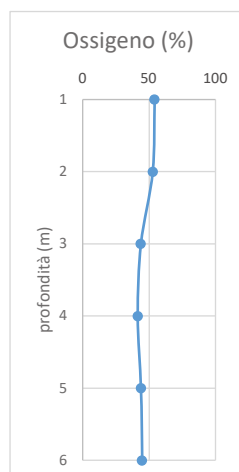
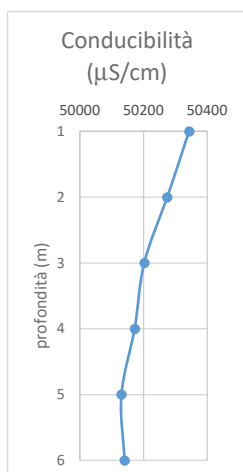
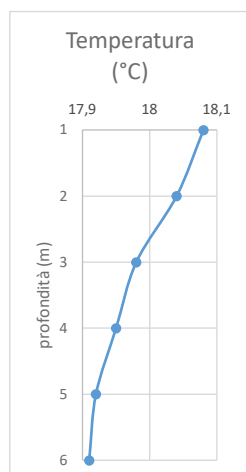
ST08 – 23/11/2018 9:30										
Profondità	Temperatura	Conducibilità	Ossigeno	Ossigeno	pH	Potenziale Red-ox	Torbidità	Clorofilla 'a'	direzione corrente	velocità corrente
m	°C	μS/cm	%	ppm	-	mV	NTU	mg/m ³	-	m/s
1	17,62	44026	51,38	3,98	8,15	252,05	1,78235	7,96	NW	0,3
2	17,81	49821	47,27	3,56	8,15	251	1,1	3,2		
3	17,79	49805	49,45	3,73	8,14	254,5	1,11	3,7		
4	17,79	49828	48,85	3,68	8,1	257,75	1,1	2,93		
5	17,8	49858	50,92	3,84	8,13	259,6	1,1	3,18		
6	18,12	50562	54,12	4,05	8,12	260,71	1,68	2,64		
7	18,19	50693	55,966	4,18	8,125	261,833	1,9	3		
8	18,2	50721	58,47	4,37	8,121	263,57	1,9	3,18		
9	18,21	50748	61,7		8,11	264,714	2,2	3,41		
10	18,22	50760	63,3	4,725	8,11	265,75	2,625	3,27		



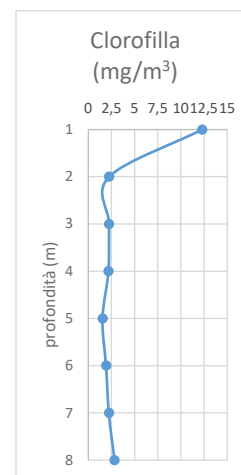
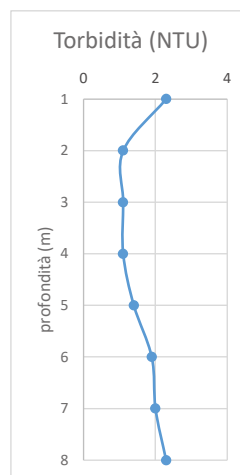
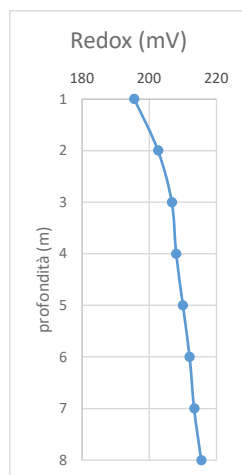
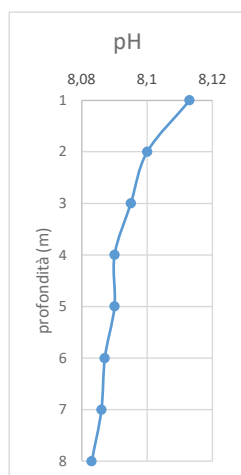
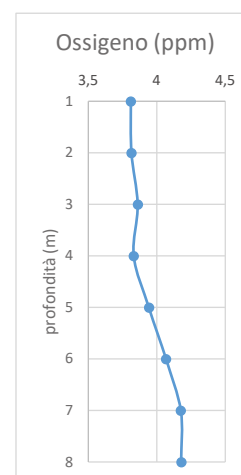
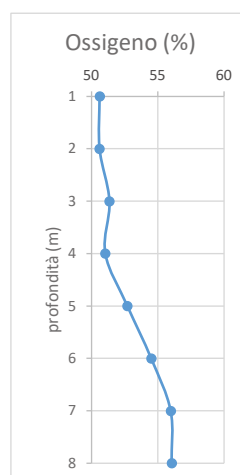
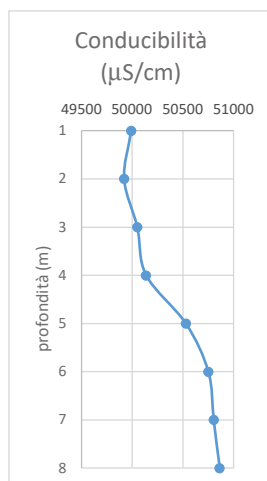
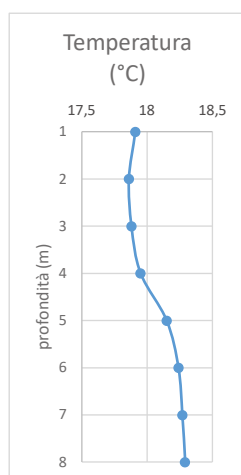
ST01 – 23/11/2018 13:30										
Profondità	Temperatura	Conducibilità	Ossigeno	Ossigeno	pH	Potenziale Red-ox	Torbidità	Clorofilla 'a'	direzione corrente	velocità corrente
m	°C	μS/cm	%	ppm	-	mV	NTU	mg/m ³	-	m/s
1	17,98	50160	42,7	3,21	8,17	175	1,5	2,266	N	0,1
2	17,95	50125	50,4	3,79	8,155	180	1,4	2,625		
3	17,942	50134	51,76	3,88	8,138	186	1,4	3,06		
4	17,94	50186	51,9	3,9	8,13	189	2,2	2,73		
5	17,96	50212	52,675	3,955	8,122	193	2,975	3,05		
6	17,97	50217	52,95	3,98	8,115	195	2,75	3,25		
7	18,11	50472	52,825	3,955	8,11	197	3,1	3,525		



ST02 – 23/11/2018 13:40										
Profondità	Temperatura	Conducibilità	Ossigeno	Ossigeno	pH	Potenziale Red-ox	Torbidità	Clorofilla 'a'	direzione corrente	velocità corrente
m	°C	µS/cm	%	ppm	-	mV	NTU	mg/m ³	-	m/s
1	18,08	50343	54,24	4,063	8,151	179,4	2,1	2,06	N	0,1
2	18,04	50274	52,86	3,966	8,136	185,6	1,5	2,1		
3	17,98	50202	43,84	3,294	8,13	188,4	1,4	2,1		
4	17,95	50172	41,5	3,116	8,13	190,4	1,5	2,48		
5	17,92	50130	43,95	3,307	8,125	192,5	1,45	2,95		
6	17,91	50140	44,8	3,37	8,125	193	1,5	2,85		

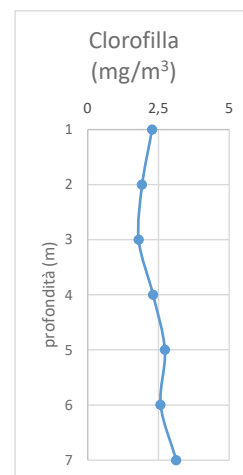
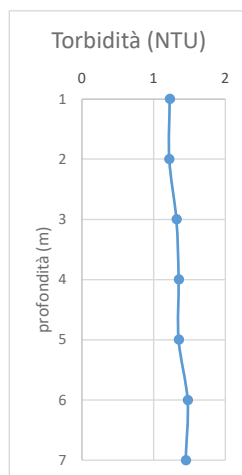
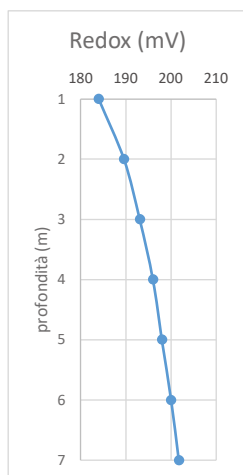
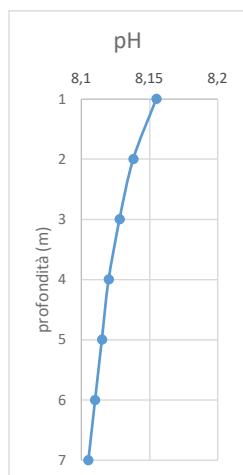
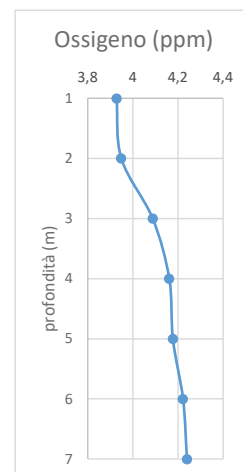
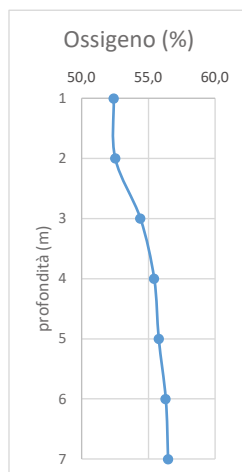
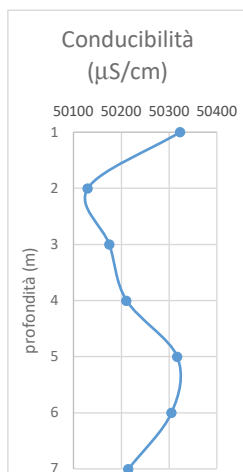
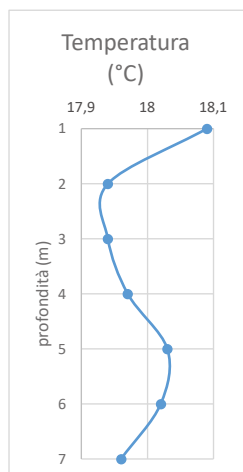


ST03 – 23/11/2018 13:10										
Profondità	Temperatura	Conducibilità	Ossigeno	Ossigeno	pH	Potenziale Red-ox	Torbidità	Clorofilla 'a'	direzione corrente	velocità corrente
m	°C	μS/cm	%	ppm	-	mV	NTU	mg/m ³	-	m/s
1	17,91	49990	50,61	3,809	8,113	195,5	2,3	12,28	N	0,1
2	17,86	49920	50,6	3,814	8,1	202,6	1,1	2,22		
3	17,88	50050	51,35	3,86	8,095	206,7	1,1	2,225		
4	17,95	50136	51,03	3,83	8,09	208	1,1	2,16		
5	18,15	50530	52,7	3,942	8,09	210	1,4	1,52		
6	18,24	50750	54,5	4,067	8,087	212	1,9	1,9		
7	18,27	50804	55,98	4,174	8,086	213,4	2	2,2		
8	18,29	50862	56,05	4,177	8,083	215,5	2,3	2,82		

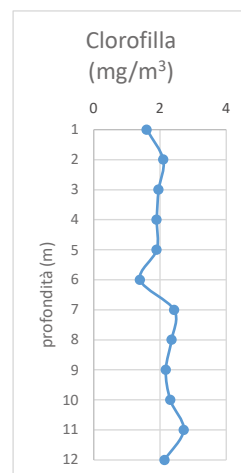
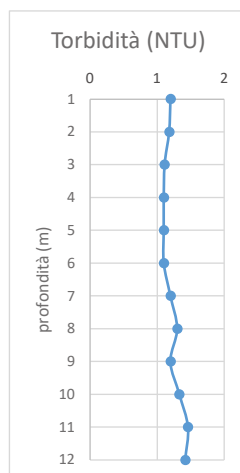
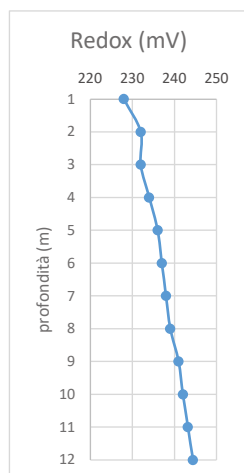
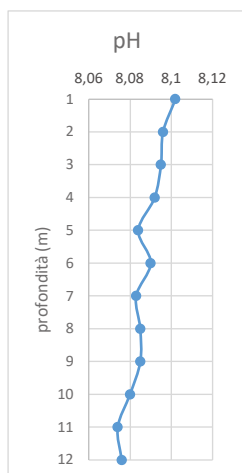
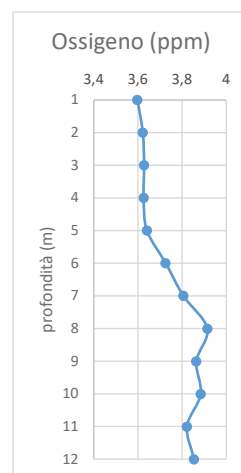
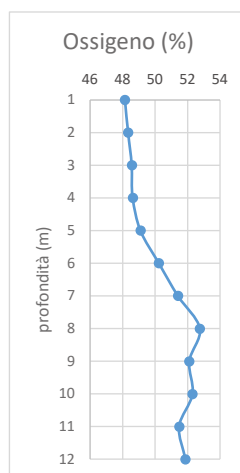
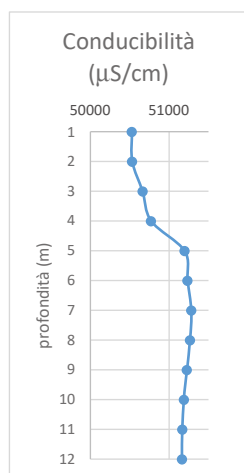
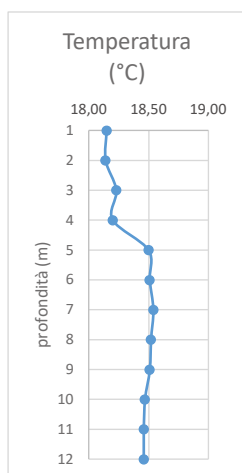


ST04 – 23/11/2018 13:20

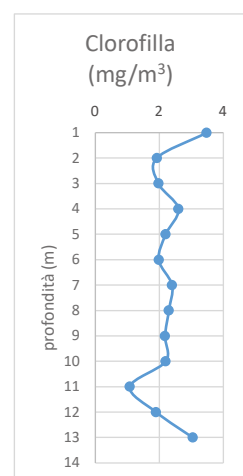
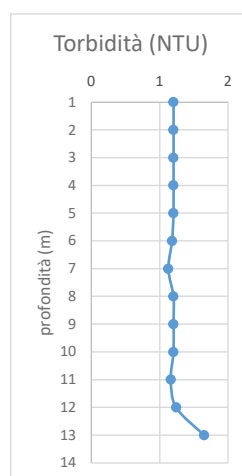
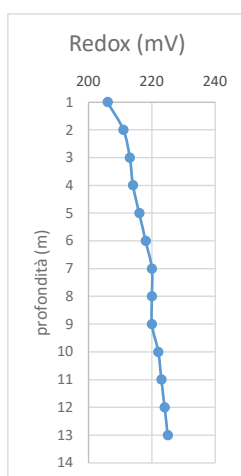
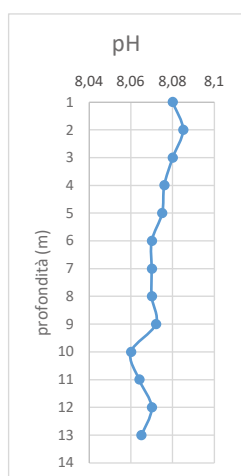
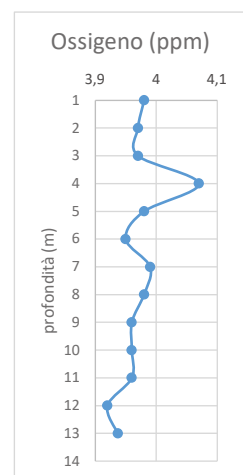
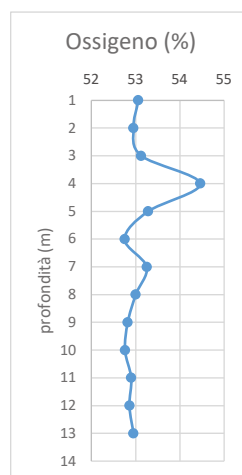
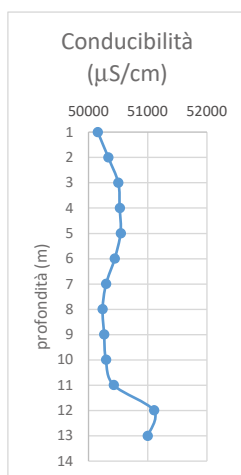
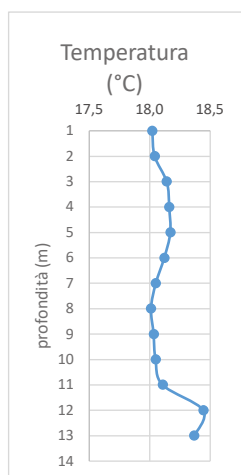
Profondità	Temperatura	Conducibilità	Ossigeno	Ossigeno	pH	Potenziale Red-ox	Torbidità	Clorofilla 'a'	direzione corrente	velocità corrente
m	°C	μS/cm	%	ppm	-	mV	NTU	mg/m ³	-	m/s
1	18,09	50323	52,4	3,9275	8,155	184	1,225	2,275	N	0,1
2	17,94	50130	52,52	3,948	8,138	189,6	1,22	1,92		
3	17,94	50175	54,4	4,088	8,128	193,1	1,32	1,8		
4	17,97	50211	55,43	4,161	8,12	196	1,35	2,31		
5	18,03	50317	55,775	4,177	8,115	198	1,35	2,725		
6	18,02	50305	56,3	4,222	8,11	200	1,475	2,575		
7	17,96	50215	56,475	4,24	8,105	201,75	1,45	3,125		



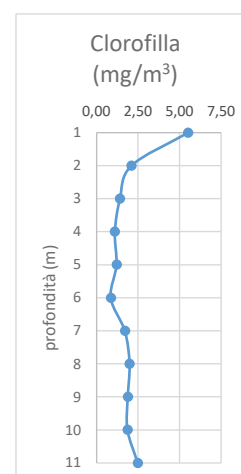
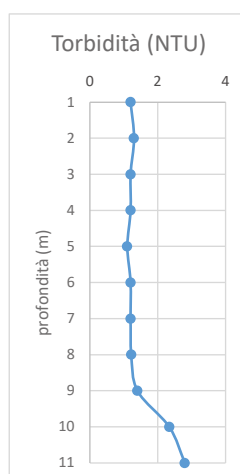
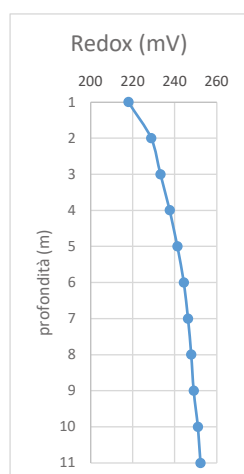
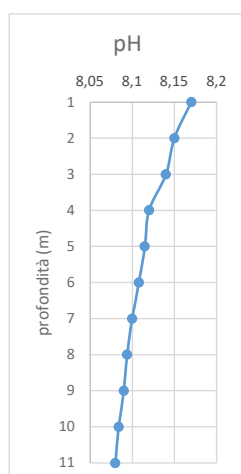
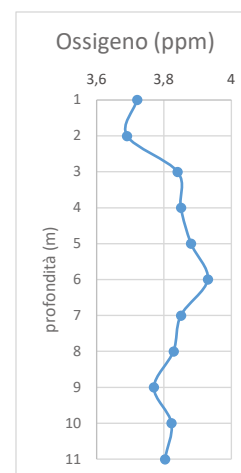
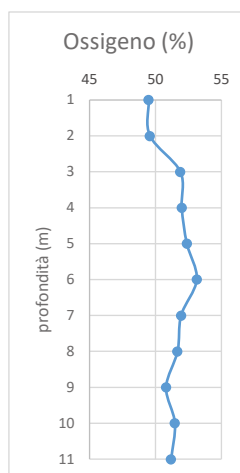
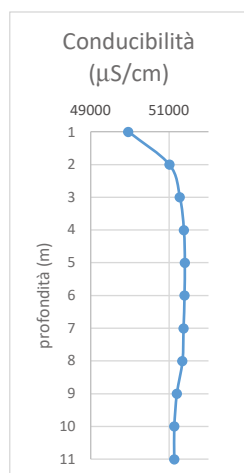
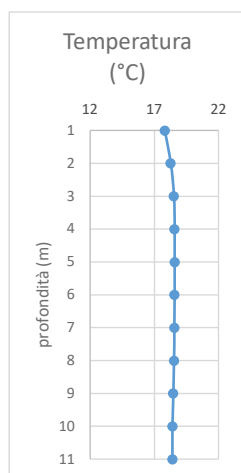
ST05 – 23/11/2018 12:50										
Profondità	Temperatura	Conducibilità	Ossigeno	Ossigeno	pH	Potenziale Red-ox	Torbidità	Clorofilla 'a'	direzione corrente	velocità corrente
m	°C	μS/cm	%	ppm	-	mV	NTU	mg/m ³	-	m/s
1	18,15	50528	48,14	3,598	8,102	228	1,2	1,6	NW	0,3
2	18,14	50532	48,34	3,622	8,096	232	1,18	2,1		
3	18,23	50665	48,56	3,628	8,095	232	1,11	1,96		
4	18,2	50772	48,62	3,626	8,092	234	1,1	1,9		
5	18,5	51198	49,1	3,641	8,084	236	1,1	1,9		
6	18,51	51236	50,23	3,726	8,09	237	1,1	1,4		
7	18,54	51283	51,4	3,806	8,083	238	1,2	2,43		
8	18,52	51267	52,75	3,915	8,085	239	1,3	2,35		
9	18,51	51227	52,1	3,865	8,085	241	1,2	2,175		
10	18,47	51188	52,3	3,885	8,08	242	1,33	2,31		
11	18,46	51168	51,48	3,822	8,074	243,2	1,46	2,72		
12	18,46	51164	51,86	3,854	8,076	244,4	1,42	2,14		



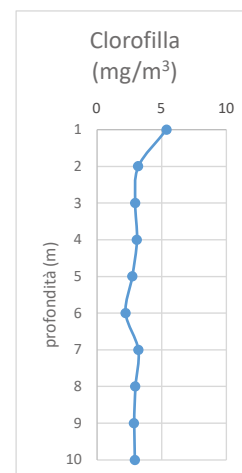
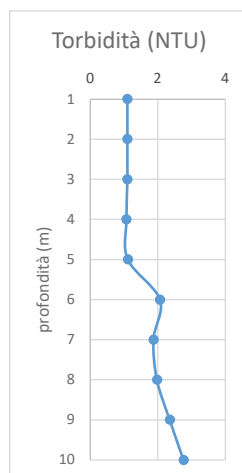
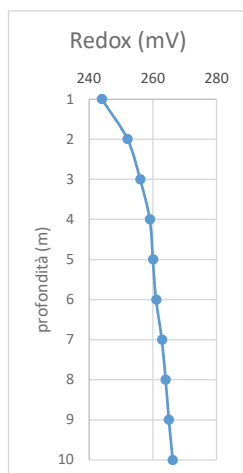
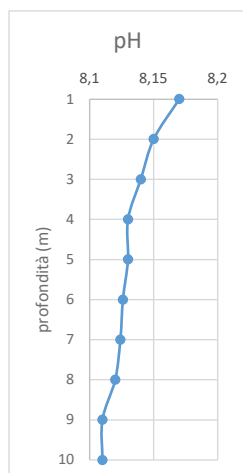
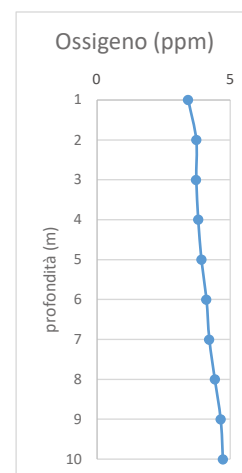
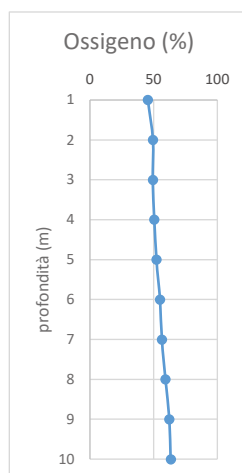
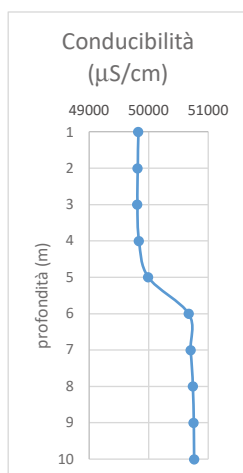
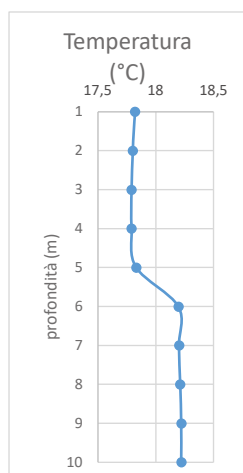
ST06 – 23/11/2018 13:00										
Profondità	Temperatura	Conducibilità	Ossigeno	Ossigeno	pH	Potenziale Red-ox	Torbidità	Clorofilla 'a'	direzione corrente	velocità corrente
m	°C	μS/cm	%	ppm	-	mV	NTU	mg/m ³	-	m/s
1	18,02	50155	53,06	3,98	8,08	206	1,2	3,481	NW	0,3
2	18,04	50332	52,95	3,97	8,085	211	1,2	1,925		
3	18,14	50500	53,125	3,97	8,08	213	1,2	1,975		
4	18,16	50526	54,46	4,07	8,076	214	1,2	2,6		
5	18,17	50540	53,28	3,98	8,075	216	1,2	2,2		
6	18,12	50442	52,75	3,95	8,07	218	1,18	1,985		
7	18,05	50295	53,25	3,99	8,07	220	1,125	2,4		
8	18,01	50235	53	3,98	8,07	220	1,2	2,3		
9	18,032	50262	52,82	3,96	8,072	220	1,2	2,18		
10	18,048	50292	52,76	3,96	8,06	222	1,2	2,2		
11	18,106	50424	52,9	3,96	8,064	223	1,16	1,08		
12	18,442	51104	52,86	3,92	8,07	224	1,24	1,9		
13	18,367	50997	52,95	3,937	8,065	225	1,65	3,05		

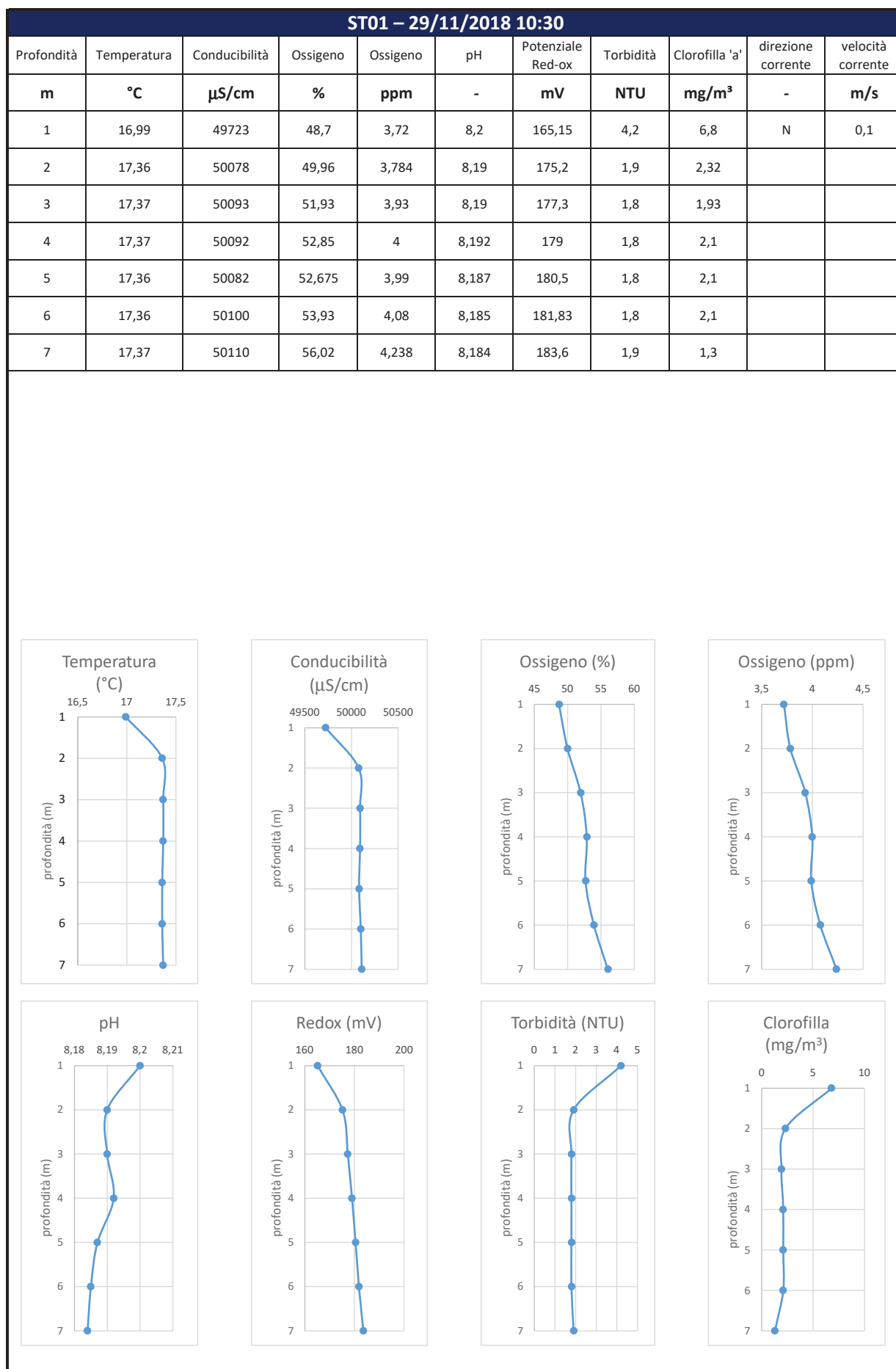


ST07 – 23/11/2018 12:40										
Profondità	Temperatura	Conducibilità	Ossigeno	Ossigeno	pH	Potenziale Red-ox	Torbidità	Clorofilla 'a'	direzione corrente	velocità corrente
m	°C	μS/cm	%	ppm	-	mV	NTU	mg/m ³	-	m/s
1	17,82	49960	49,47	3,72	8,17	217,94	1,2	5,5	NW	0,3
2	18,28	51007	49,57	3,69	8,15	228,75	1,3	2,1		
3	18,53	51275	51,87	3,84	8,14	233,14	1,2	1,4		
4	18,58	51375	51,98	3,85	8,12	237,57	1,2	1,1		
5	18,59	51398	52,37	3,88	8,115	241,25	1,1	1,2		
6	18,58	51392	53,12	3,93	8,108	244,28	1,2	0,85		
7	18,56	51368	51,94	3,85	8,1	246,28	1,2	1,7		
8	18,54	51340	51,66	3,828	8,094	247,8	1,22	1,98		
9	18,47	51198	50,8	3,77	8,09	249	1,4	1,88		
10	18,41	51132	51,46	3,822	8,084	251	2,34	1,86		
11	18,41	51130	51,17	3,8025	8,08	252,25	2,8	2,47		

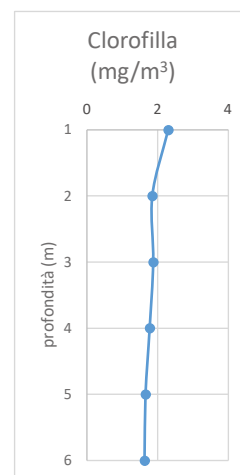
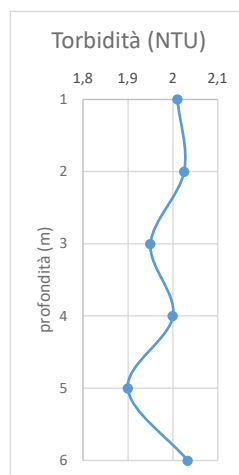
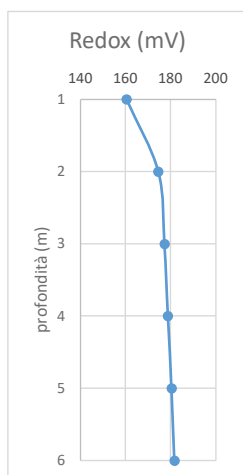
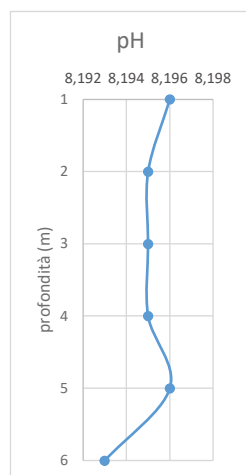
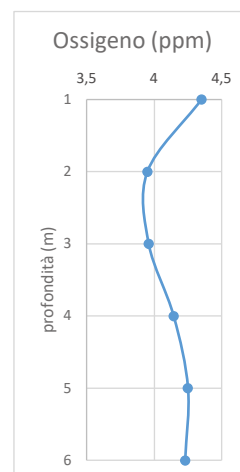
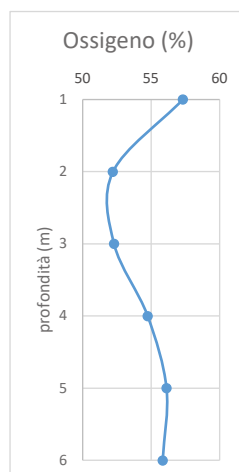
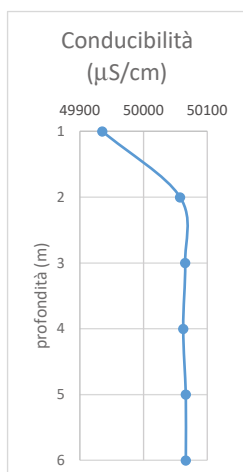
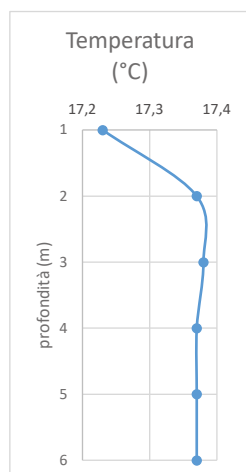


ST08 – 23/11/2018 12:30										
Profondità	Temperatura	Conducibilità	Ossigeno	Ossigeno	pH	Potenziale Red-ox	Torbidità	Clorofilla 'a'	direzione corrente	velocità corrente
m	°C	μS/cm	%	ppm	-	mV	NTU	mg/m ³	-	m/s
1	17,82	49828	45,44	3,42	8,17	244	1,1	5,39	NW	0,3
2	17,8	49816	49,416	3,725	8,15	252	1,1	3,2		
3	17,79	49811	49,28	3,72	8,14	256	1,1	2,963		
4	17,79	49838	50,45	3,8	8,13	259	1,07	3,1		
5	17,83	49992	52,12	3,92	8,13	260	1,114	2,742		
6	18,195	50673	54,9	4,102	8,126	261	2,062	2,225		
7	18,2	50705	56,4	4,21	8,124	262,8	1,87	3,21		
8	18,21	50742	59,2	4,42	8,12	264	1,975	2,975		
9	18,22	50755	62,2	4,64	8,11	265	2,35	2,88		
10	18,22	50762	63,28	4,724	8,11	266,2	2,76	2,94		

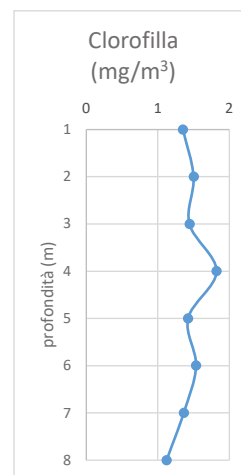
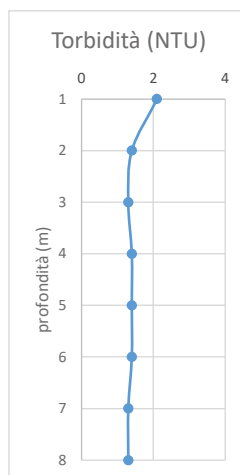
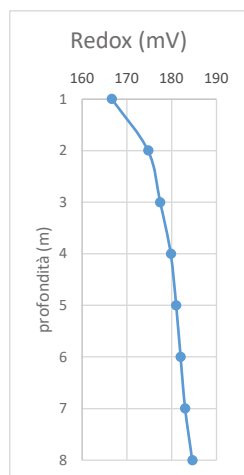
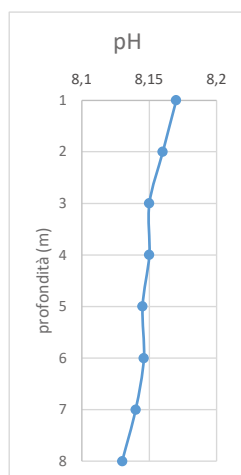
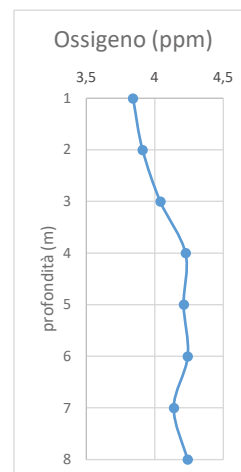
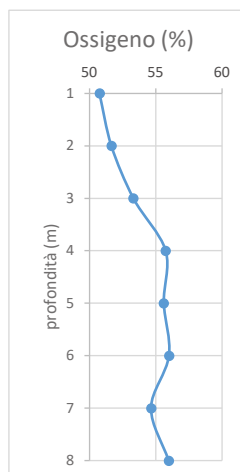
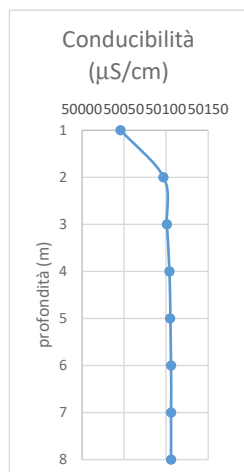
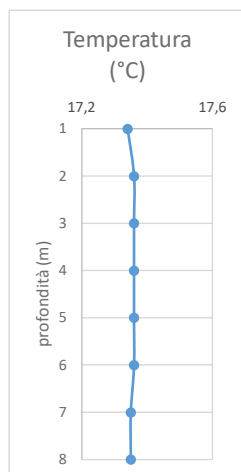




ST02 – 29/11/2018 10:40										
Profondità	Temperatura	Conducibilità	Ossigeno	Ossigeno	pH	Potenziale Red-ox	Torbidità	Clorofilla 'a'	direzione corrente	velocità corrente
m	°C	μS/cm	%	ppm	-	mV	NTU	mg/m ³	-	m/s
1	17,23	49935	57,33	4,35	8,196	160,41	2,01	2,3	N	0,1
2	17,37	50057	52,22	3,95	8,195	174,5	2,025	1,85		
3	17,38	50065	52,3	3,96	8,195	177,25	1,95	1,875		
4	17,37	50062	54,75	4,145	8,195	178,75	2	1,775		
5	17,37	50066	56,13	4,25	8,196	180,33	1,9	1,66		
6	17,37	50066	55,86	4,23	8,193	181,66	2,033	1,63		

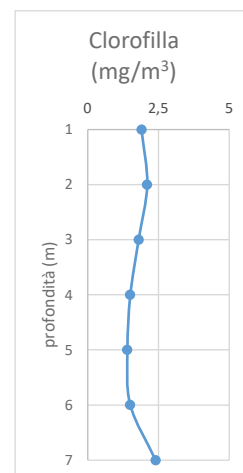
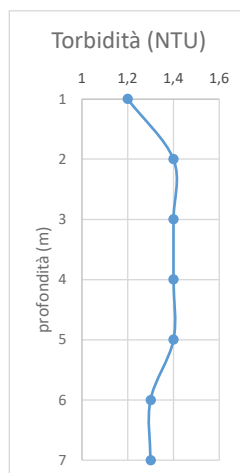
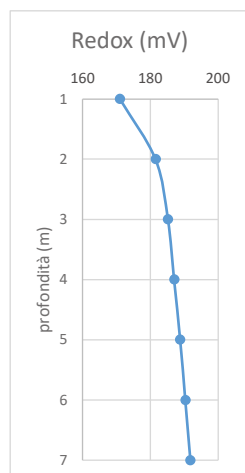
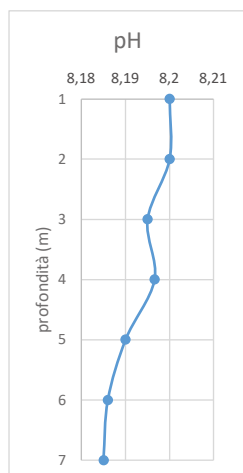
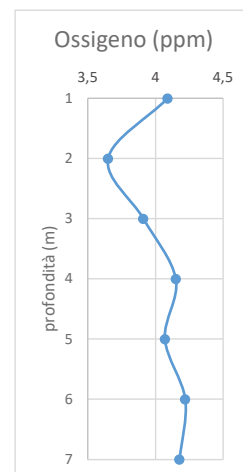
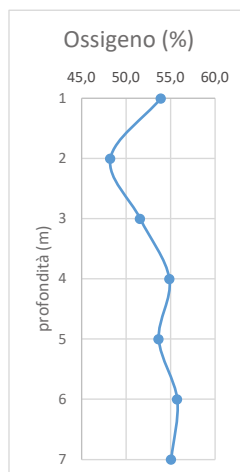
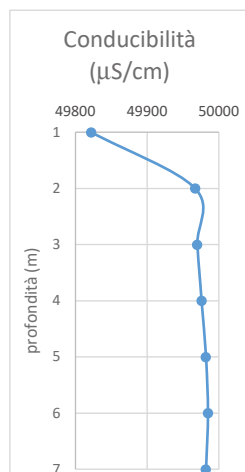
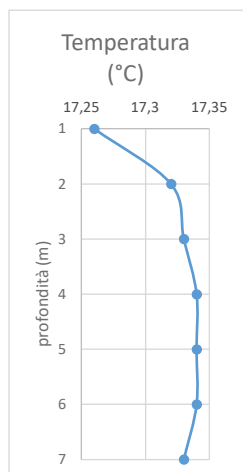


ST03 - 29/11/2018 10:10										
Profondità	Temperatura	Conducibilità	Ossigeno	Ossigeno	pH	Potenziale Red-ox	Torbidità	Clorofilla 'a'	direzione corrente	velocità corrente
m	°C	μS/cm	%	ppm	-	mV	NTU	mg/m ³	-	m/s
1	17,34	50046	50,75	3,84	8,17	166,6	2,1	1,35	N	0,1
2	17,36	50097	51,65	3,91	8,16	174,75	1,4	1,5		
3	17,36	50101	53,31	4,04	8,15	177,42	1,3	1,44		
4	17,36	50104	55,74	4,224	8,15	179,8	1,4	1,82		
5	17,36	50105	55,6	4,21	8,145	181	1,4	1,42		
6	17,36	50106	56	4,24	8,146	182	1,4	1,533		
7	17,35	50106	54,64	4,138	8,14	183	1,3	1,36		
8	17,35	50106	55,98	4,238	8,13	184,6	1,3	1,12		



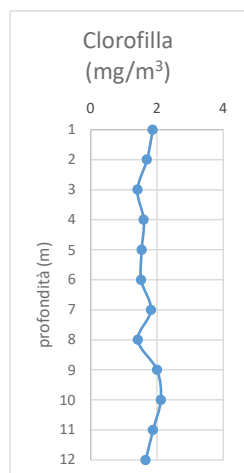
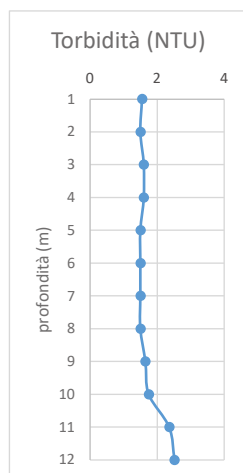
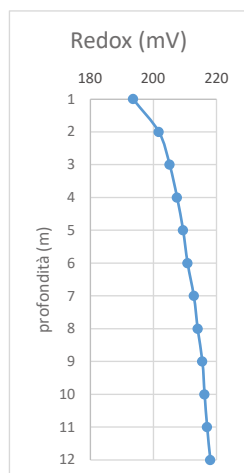
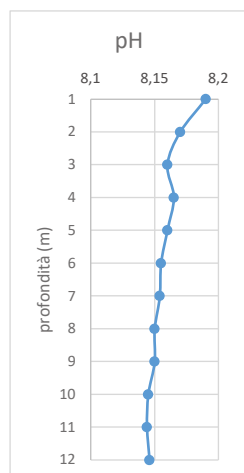
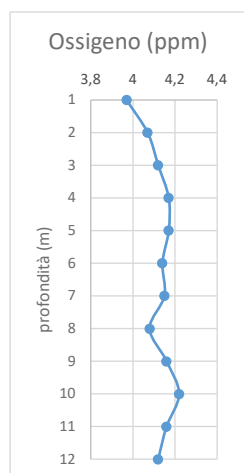
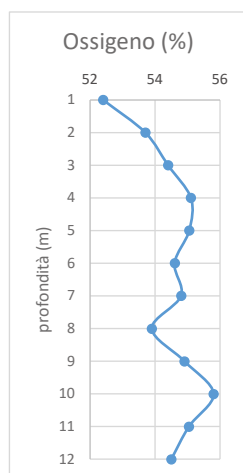
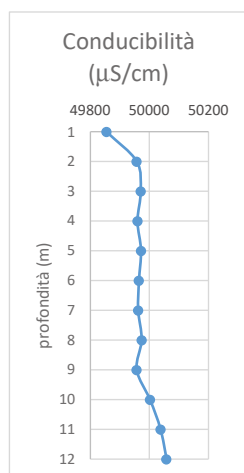
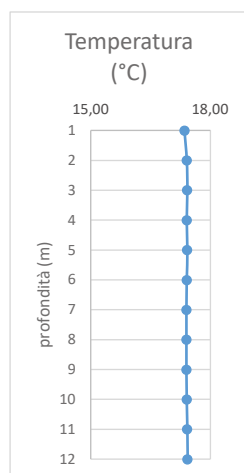
ST04 - 29/11/2018 10:20

Profondità	Temperatura	Conducibilità	Ossigeno	Ossigeno	pH	Potenziale Red-ox	Torbidità	Clorofilla 'a'	direzione corrente	velocità corrente
m	°C	μS/cm	%	ppm	-	mV	NTU	mg/m ³	-	m/s
1	17,26	49822	53,91	4,09	8,2	171	1,2	1,9	N	0,1
2	17,32	49967	48,22	3,65	8,2	181,5	1,4	2,1		
3	17,33	49970	51,56	3,91	8,195	185,16	1,4	1,8		
4	17,34	49976	54,86	4,15	8,1966	187	1,4	1,5		
5	17,34	49982	53,65	4,07	8,19	188,75	1,4	1,4		
6	17,34	49985	55,73	4,22	8,186	190,3	1,3	1,5		
7	17,33	49982	55,05	4,177	8,185	191,75	1,3	2,4		

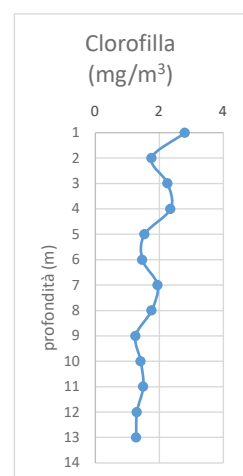
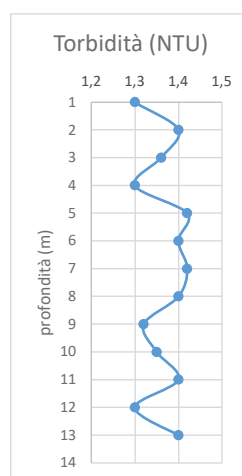
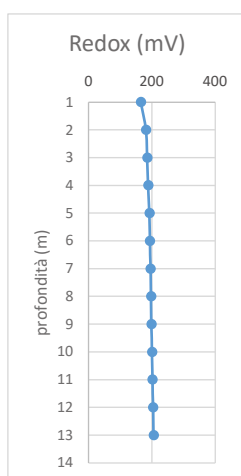
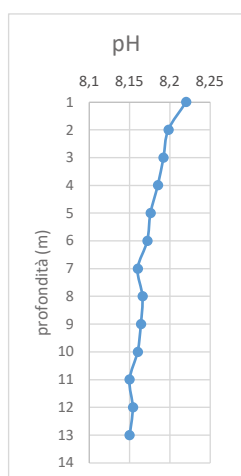
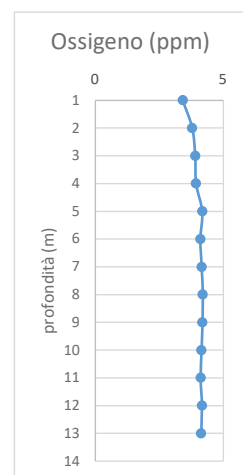
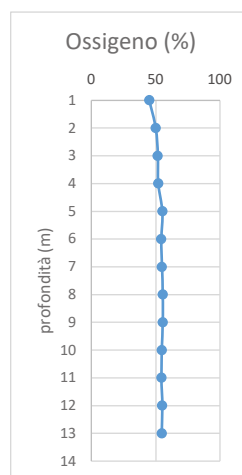
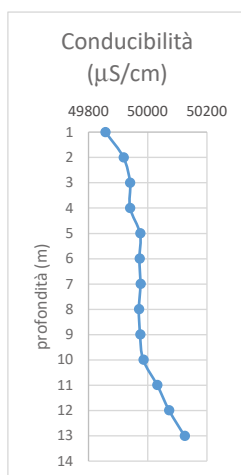
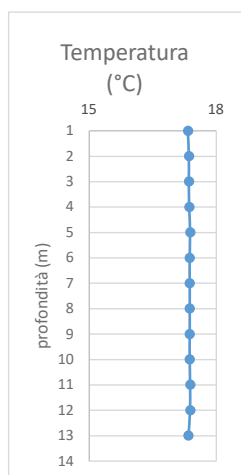


ST05 - 29/11/2018 9:50

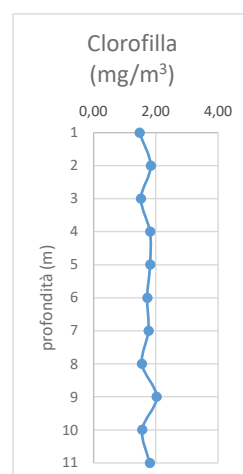
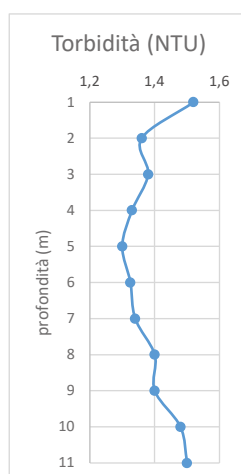
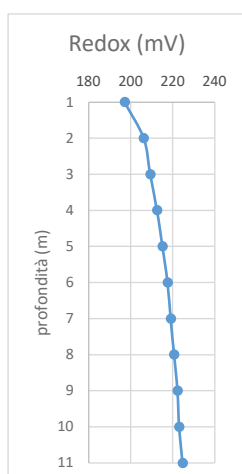
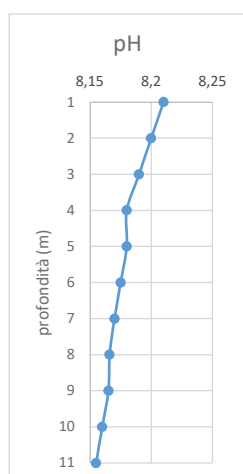
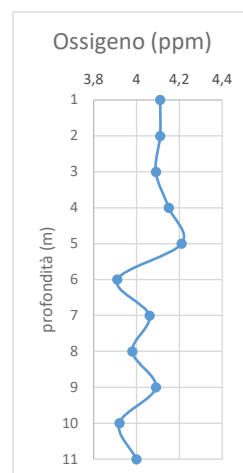
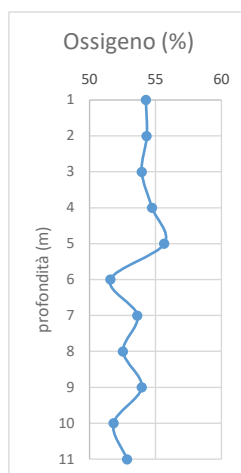
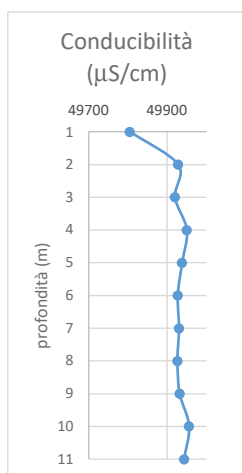
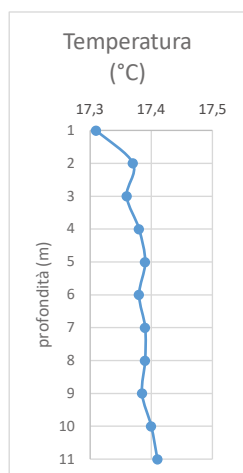
Profondità	Temperatura	Conducibilità	Ossigeno	Ossigeno	pH	Potenziale Red-ox	Torbidità	Clorofilla 'a'	direzione corrente	velocità corrente
m	°C	μS/cm	%	ppm	-	mV	NTU	mg/m ³	-	m/s
1	17,35	49855	52,4	3,97	8,19	193,58	1,55	1,87	N	0,1
2	17,41	49957	53,7	4,07	8,17	201,71	1,5	1,7		
3	17,42	49971	54,4	4,12	8,16	205,14	1,6	1,41		
4	17,41	49960	55,1	4,17	8,165	207,5	1,6	1,6		
5	17,42	49972	55,05	4,17	8,16	209,4	1,5	1,54		
6	17,41	49965	54,6	4,14	8,155	210,8	1,5	1,52		
7	17,4	49962	54,8	4,15	8,154	212,8	1,5	1,82		
8	17,4	49974	53,9	4,08	8,15	214	1,5	1,42		
9	17,4	49957	54,9	4,16	8,15	215,5	1,65	2		
10	17,41	50002	55,8	4,22	8,145	216,2	1,75	2,12		
11	17,42	50038	55,04	4,16	8,144	217	2,36	1,88		
12	17,43	50058	54,5	4,12	8,146	218	2,52	1,66		



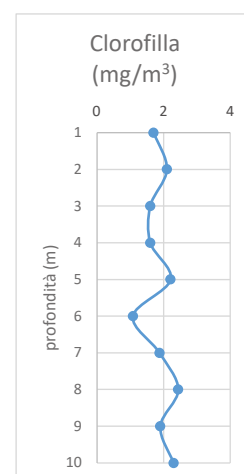
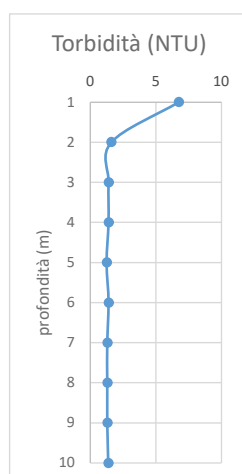
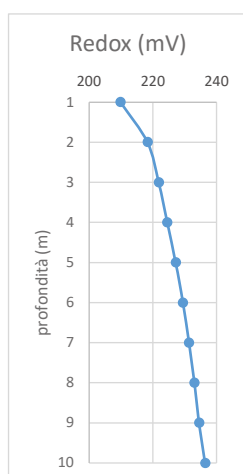
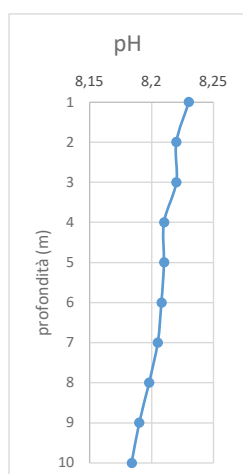
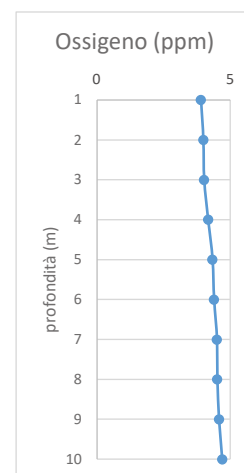
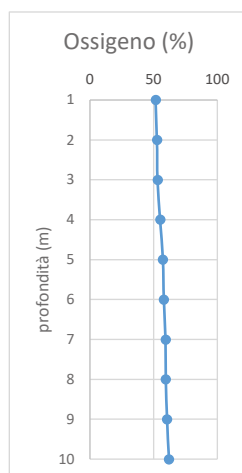
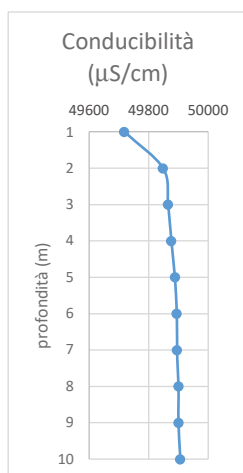
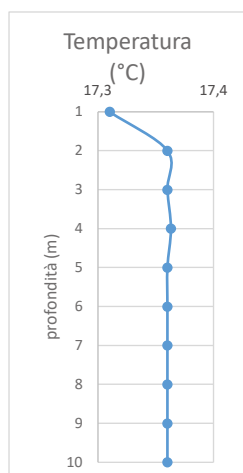
ST06 - 29/11/2018 10:00										
Profondità	Temperatura	Conducibilità	Ossigeno	Ossigeno	pH	Potenziale Red-ox	Torbidità	Clorofilla 'a'	direzione corrente	velocità corrente
m	°C	μS/cm	%	ppm	-	mV	NTU	mg/m ³	-	m/s
1	17,33	49857	45,08	3,42	8,22	165,09	1,3	2,8	N	0,1
2	17,35	49918	50,06	3,79	8,198	181,2	1,4	1,76		
3	17,35	49940	51,66	3,91	8,192	185,2	1,36	2,26		
4	17,36	49940	52,01	3,94	8,185	188,1	1,3	2,35		
5	17,38	49974	55,18	4,18	8,176	192	1,42	1,54		
6	17,37	49972	54,32	4,11	8,172	193,75	1,4	1,47		
7	17,37	49975	54,9	4,16	8,16	195,5	1,42	1,95		
8	17,37	49970	55,46	4,2	8,166	197	1,4	1,76		
9	17,37	49974	55,44	4,19	8,164	198,4	1,32	1,26		
10	17,37	49985	54,75	4,15	8,16	200,25	1,35	1,42		
11	17,38	50032	54,46	4,12	8,15	201,8	1,4	1,5		
12	17,38	50072	55,14	4,17	8,154	203,6	1,3	1,3		
13	17,34	50124	54,68	4,14	8,15	205,2	1,4	1,28		



ST07 – 29/11/2018 9:40										
Profondità	Temperatura	Conducibilità	Ossigeno	Ossigeno	pH	Potenziale Red-ox	Torbidità	Clorofilla 'a'	direzione corrente	velocità corrente
m	°C	μS/cm	%	ppm	-	mV	NTU	mg/m ³	-	m/s
1	17,31	49805	54,26	4,11	8,21	197,08	1,52	1,47	N	0,1
2	17,37	49928	54,33	4,11	8,2	206,16	1,36	1,83		
3	17,36	49920	53,95	4,09	8,19	209,28	1,38	1,52		
4	17,38	49950	54,73	4,15	8,18	212,5	1,33	1,81		
5	17,39	49938	55,66	4,21	8,18	215,11	1,3	1,81		
6	17,38	49927	51,57	3,91	8,175	217,5	1,325	1,72		
7	17,39	49930	53,62	4,06	8,17	219	1,34	1,76		
8	17,39	49926	52,53	3,98	8,166	220,66	1,4	1,55		
9	17,385	49932	53,95	4,09	8,165	222,25	1,4	2,02		
10	17,4	49956	51,81	3,92	8,16	223	1,48	1,56		
11	17,41	49943	52,83	4	8,155	224,66	1,5	1,8		

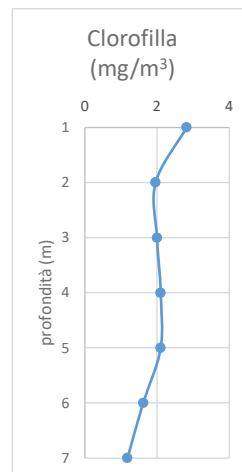
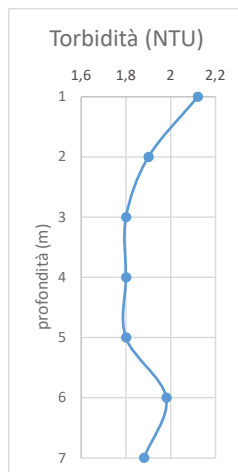
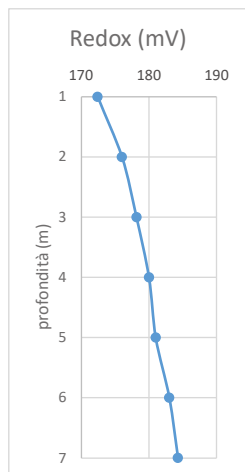
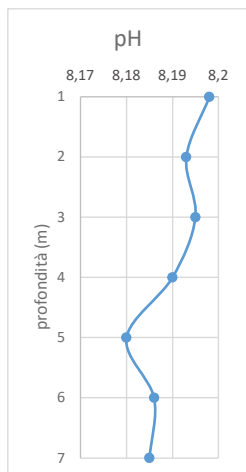
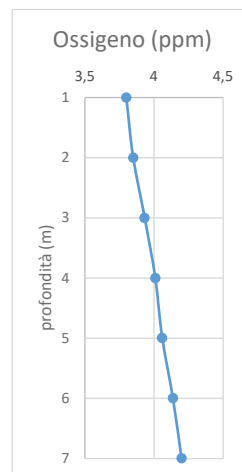
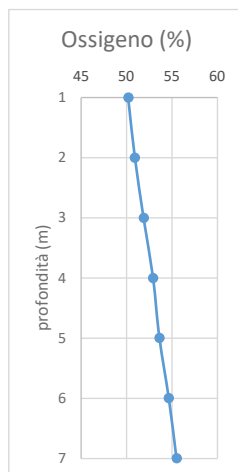
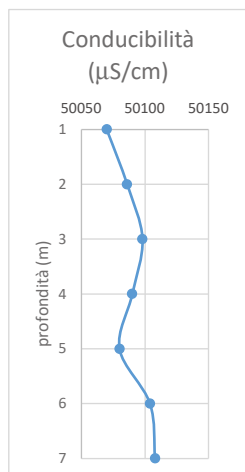
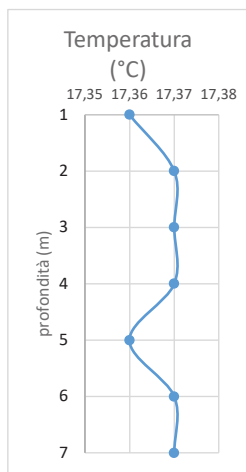


ST08 – 29/11/2018 9:30										
Profondità	Temperatura	Conducibilità	Ossigeno	Ossigeno	pH	Potenziale Red-ox	Torbidità	Clorofilla 'a'	direzione corrente	velocità corrente
m	°C	μS/cm	%	ppm	-	mV	NTU	mg/m ³	-	m/s
1	17,31	49718	51,475	3,9	8,23	209,83	6,75	1,7	N	0,1
2	17,36	49848	52,61	3,99	8,22	218,28	1,61	2,1		
3	17,36	49865	53,01	4,02	8,22	221,83	1,4	1,6		
4	17,363	49876	55,06	4,17	8,21	224,5	1,4	1,6		
5	17,36	49888	57,16	4,333	8,21	227,16	1,25	2,21		
6	17,36	49894	57,9	4,392	8,208	229,4	1,4	1,08		
7	17,36	49895	59,3	4,5	8,205	231,33	1,3	1,88		
8	17,36	49900	59,48	4,512	8,198	233	1,3	2,44		
9	17,36	49900	60,43	4,58	8,19	234,5	1,31	1,9		
10	17,36	49906	62	4,7	8,184	236,4	1,38	2,3		

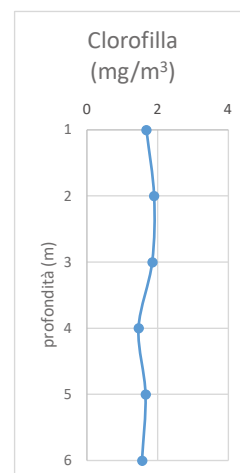
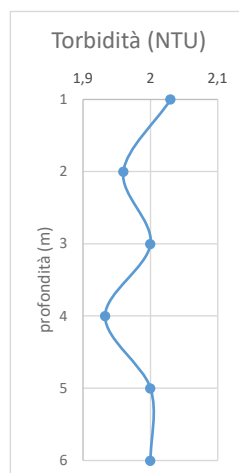
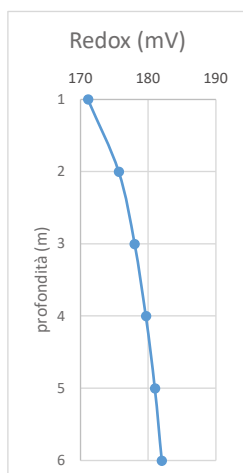
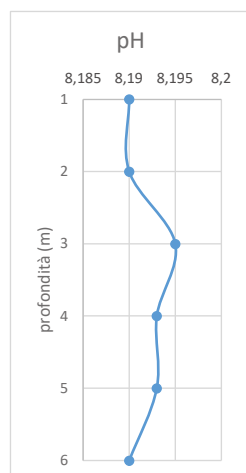
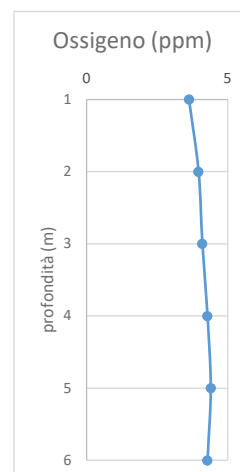
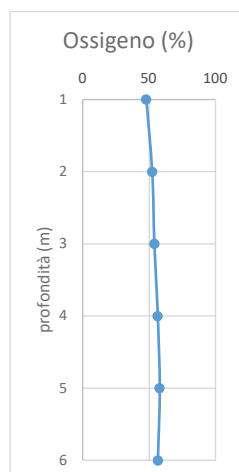
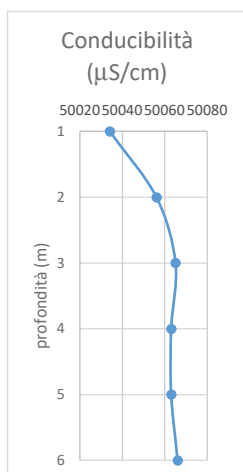
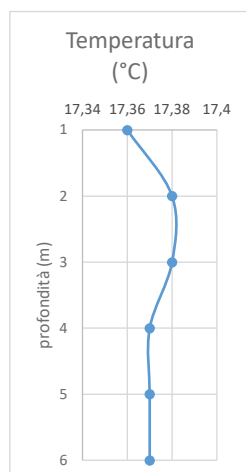


ST01 - 29/11/2018 13:30

Profondità	Temperatura	Conducibilità	Ossigeno	Ossigeno	pH	Potenziale Red-ox	Torbidità	Clorofilla 'a'	direzione corrente	velocità corrente
m	°C	μS/cm	%	ppm	-	mV	NTU	mg/m ³	-	m/s
1	17,36	50070	50,18	3,8	8,198	172,4	2,12	2,82	N	0,1
2	17,37	50086	50,9	3,85	8,193	176	1,9	1,96		
3	17,37	50098	51,866	3,933	8,195	178,16	1,8	2		
4	17,37	50090	52,9	4,01	8,19	180	1,8	2,1		
5	17,36	50080	53,6	4,06	8,18	181	1,8	2,1		
6	17,37	50104	54,62	4,138	8,186	183	1,98	1,62		
7	17,37	50108	55,5	4,2	8,185	184,3	1,88	1,18		

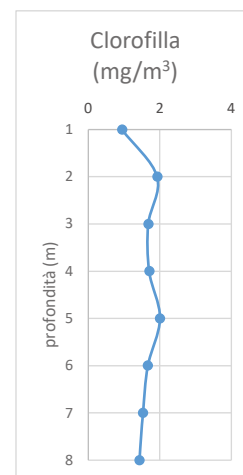
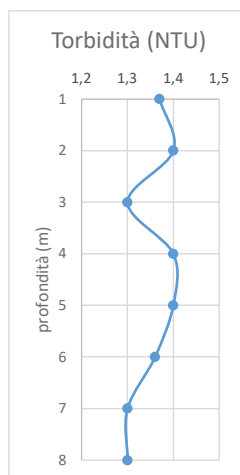
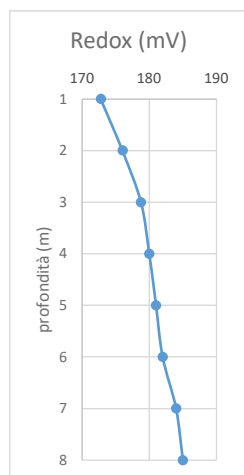
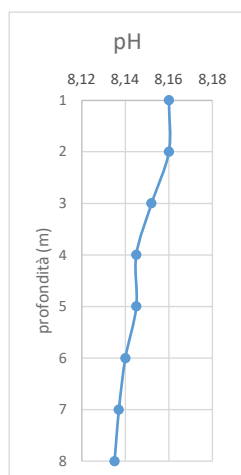
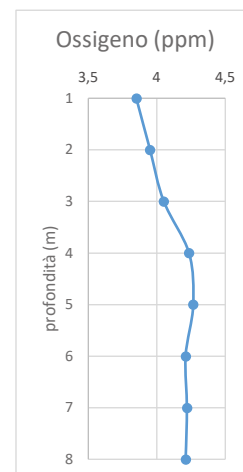
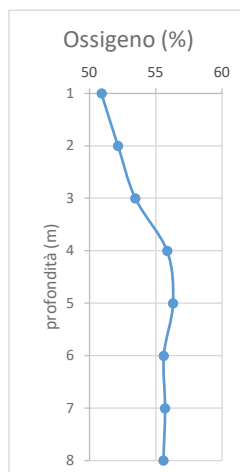
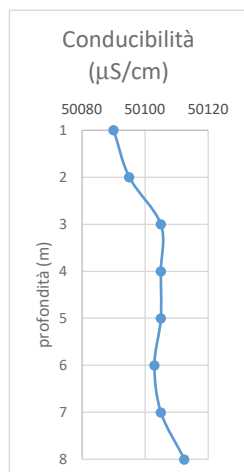
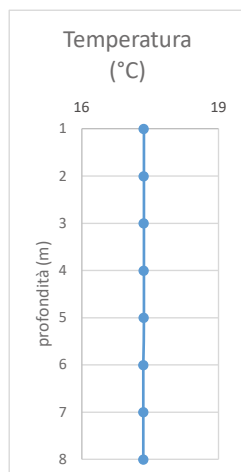


ST02 – 29/11/2018 13:40										
Profondità	Temperatura	Conducibilità	Ossigeno	Ossigeno	pH	Potenziale Red-ox	Torbidità	Clorofilla 'a'	direzione corrente	velocità corrente
m	°C	μS/cm	%	ppm	-	mV	NTU	mg/m ³	-	m/s
1	17,36	50034	47,9	3,63	8,19	171,11	2,03	1,68	N	0,1
2	17,38	50056	52,4	3,96	8,19	175,66	1,96	1,9		
3	17,38	50065	54,1	4,1	8,195	178	2	1,85		
4	17,37	50063	56,6	4,28	8,193	179,66	1,933	1,46		
5	17,37	50063	58,06	4,4	8,193	181	2	1,66		
6	17,37	50066	56,66	4,28	8,19	182	2	1,56		



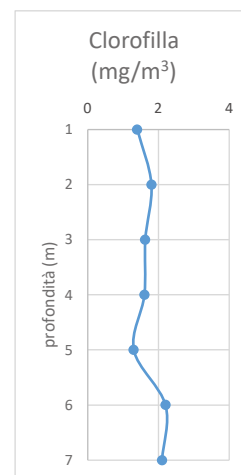
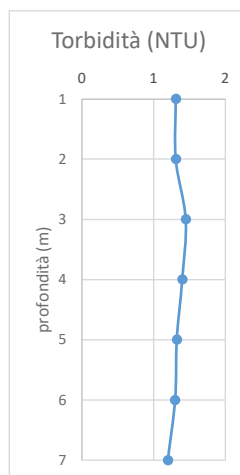
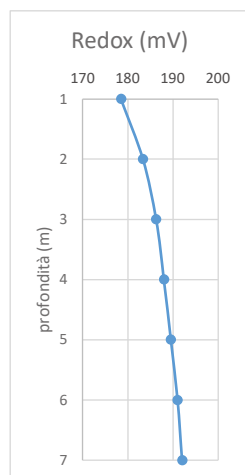
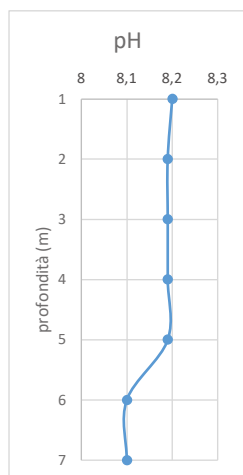
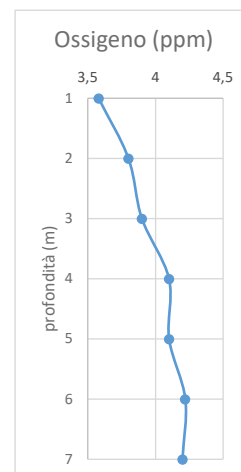
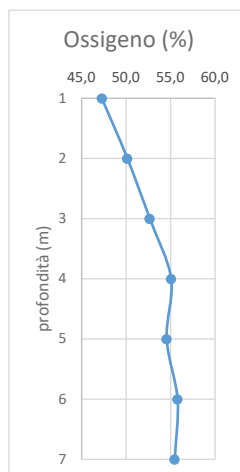
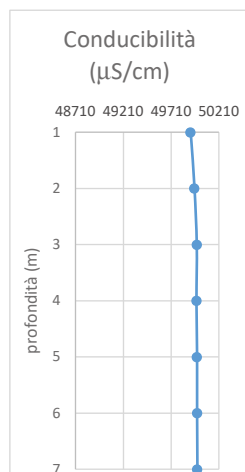
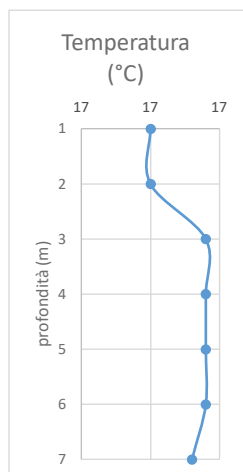
ST03 - 29/11/2018 13:10

Profondità	Temperatura	Conducibilità	Ossigeno	Ossigeno	pH	Potenziale Red-ox	Torbidità	Clorofilla 'a'	direzione corrente	velocità corrente
m	°C	μS/cm	%	ppm	-	mV	NTU	mg/m ³	-	m/s
1	17,36	50090	50,9	3,85	8,16	172,75	1,37	0,937	N	0,1
2	17,36	50095	52,15	3,95	8,16	176	1,4	1,925		
3	17,36	50105	53,45	4,05	8,152	178,75	1,3	1,675		
4	17,36	50105	55,85	4,235	8,145	180	1,4	1,7		
5	17,36	50105	56,3	4,265	8,145	181	1,4	2		
6	17,35	50103	55,6	4,21	8,14	182	1,36	1,66		
7	17,35	50105	55,7	4,22	8,137	184	1,3	1,525		
8	17,35	50112,5	55,575	4,21	8,135	185	1,3	1,425		

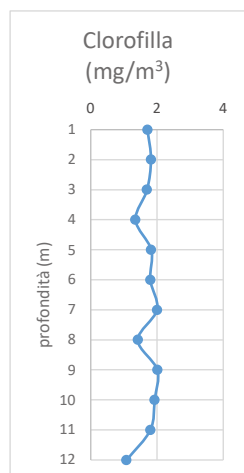
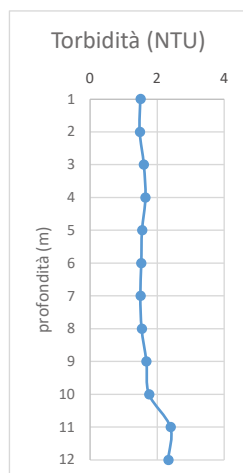
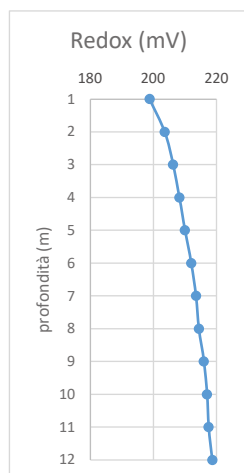
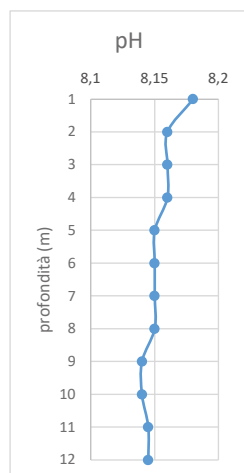
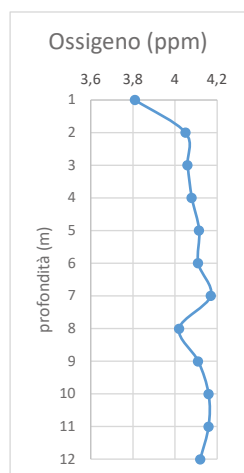
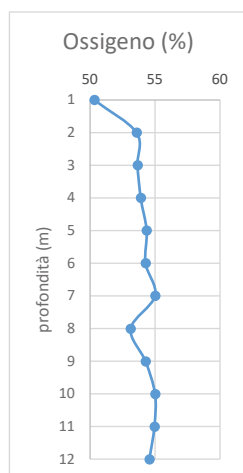
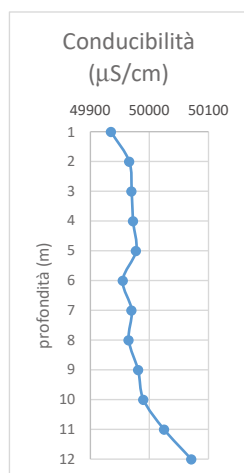
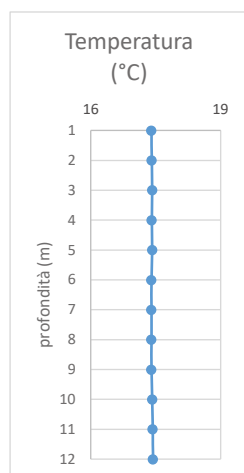


ST04 – 29/11/2018 13:20

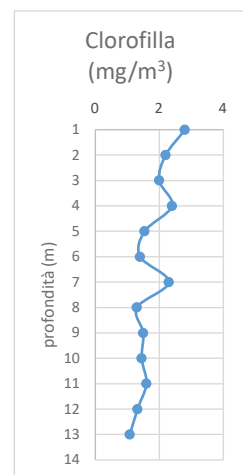
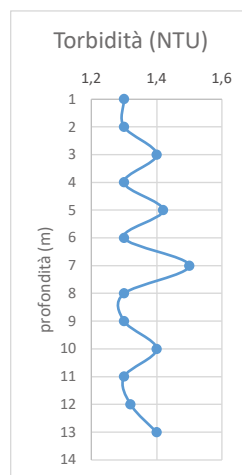
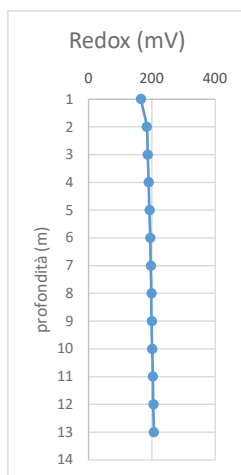
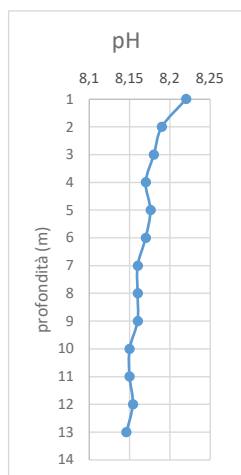
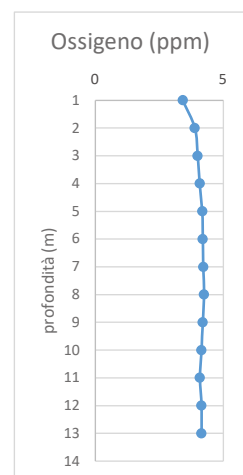
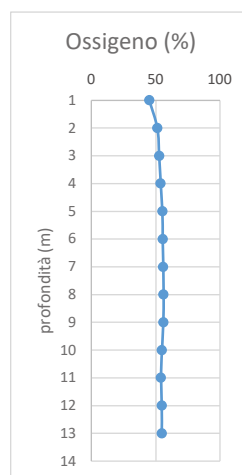
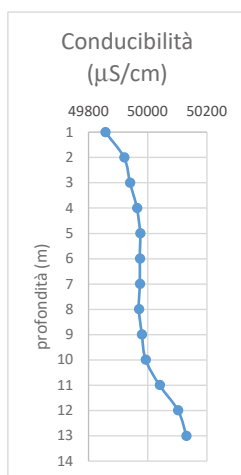
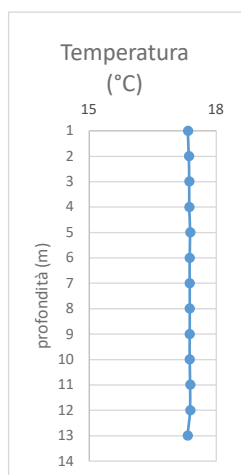
Profondità	Temperatura	Conducibilità	Ossigeno	Ossigeno	pH	Potenziale Red-ox	Torbidità	Clorofilla 'a'	direzione corrente	velocità corrente
m	°C	μS/cm	%	ppm	-	mV	NTU	mg/m ³	-	m/s
1	17,3	49915	47,27	3,58	8,2	178,5	1,31	1,4	N	0,1
2	17,3	49955	50,13	3,8	8,19	183,33	1,31	1,8		
3	17,34	49980	52,65	3,9	8,19	186,25	1,45	1,625		
4	17,34	49977	55,05	4,1	8,19	188	1,4	1,6		
5	17,34	49982	54,55	4,1	8,19	189,5	1,325	1,3		
6	17,34	49983	55,766	4,22	8,1	191	1,3	2,2		
7	17,33	49985	55,45	4,2	8,1	192	1,2	2,1		



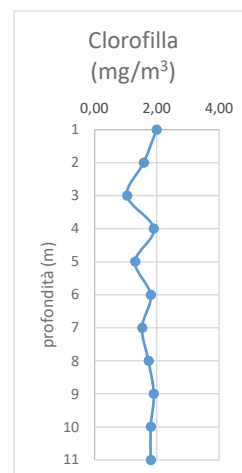
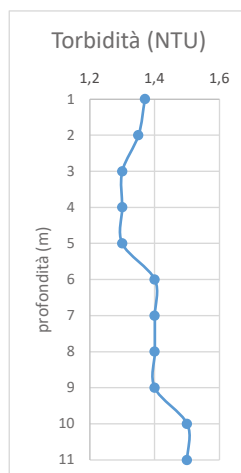
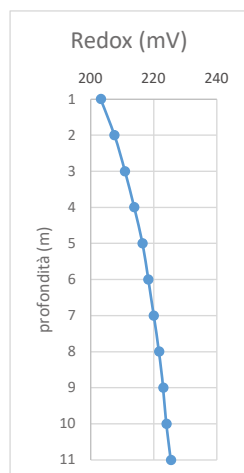
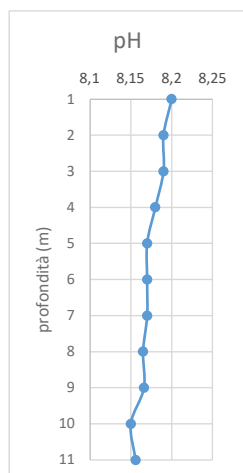
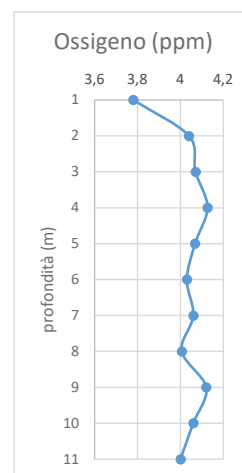
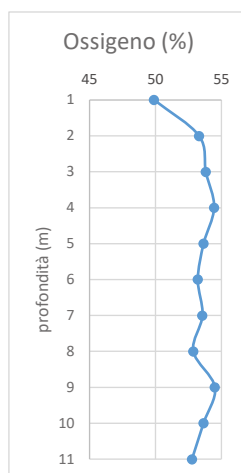
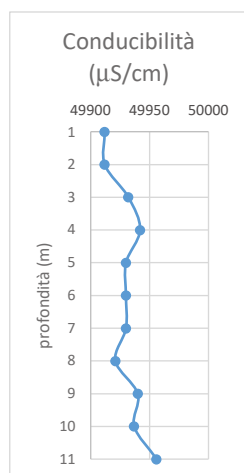
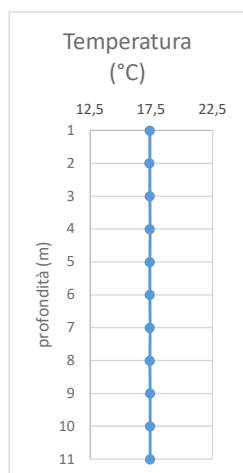
ST05 - 29/11/2018 12:50										
Profondità	Temperatura	Conducibilità	Ossigeno	Ossigeno	pH	Potenziale Red-ox	Torbidità	Clorofilla 'a'	direzione corrente	velocità corrente
m	°C	μS/cm	%	ppm	-	mV	NTU	mg/m ³	-	m/s
1	17,4	49935	50,33	3,81	8,18	198,8	1,5	1,71	N	0,1
2	17,41	49966	53,58	4,05	8,16	203,6	1,48	1,82		
3	17,42	49970	53,65	4,06	8,16	206,25	1,6	1,7		
4	17,41	49972,5	53,9	4,08	8,16	208,25	1,65	1,35		
5	17,42	49977,5	54,35	4,115	8,15	210	1,55	1,825		
6	17,4	49955	54,27	4,11	8,15	212	1,525	1,8		
7	17,4	49970	55	4,17	8,15	213,5	1,5	2		
8	17,4	49965	53,12	4,02	8,15	214,42	1,54	1,42		
9	17,4	49981	54,26	4,11	8,14	216	1,68	2,01		
10	17,42	49990	55	4,16	8,14	217	1,76	1,93		
11	17,43	50025	54,95	4,16	8,145	217,5	2,4	1,8		
12	17,44	50071	54,56	4,12	8,145	218,66	2,33	1,08		



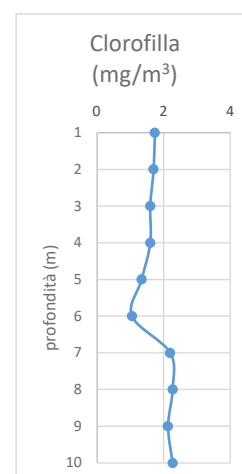
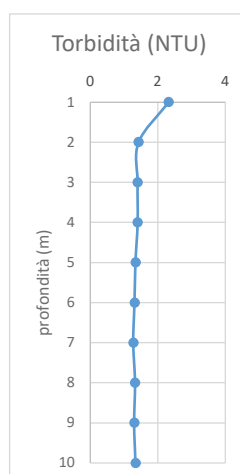
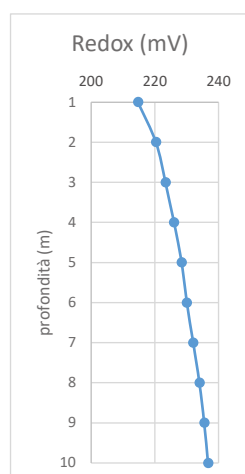
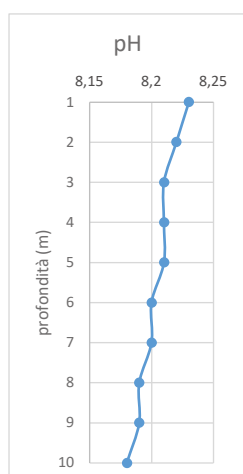
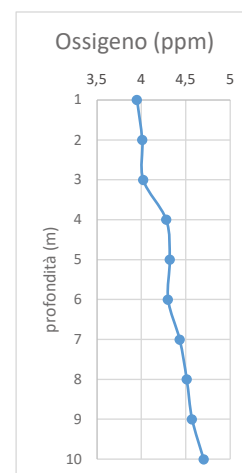
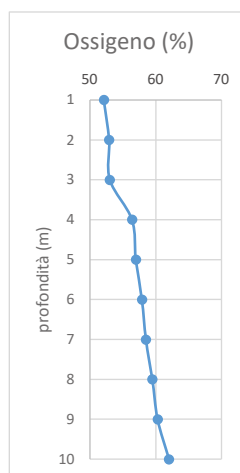
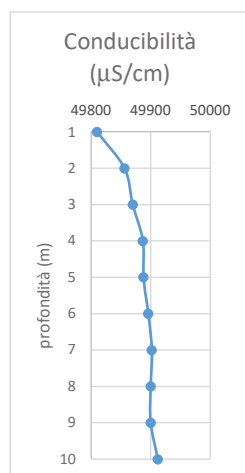
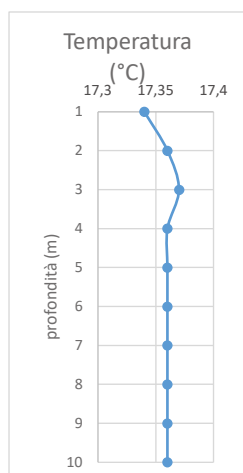
ST06 - 29/11/2018 13:00										
Profondità	Temperatura	Conducibilità	Ossigeno	Ossigeno	pH	Potenziale Red-ox	Torbidità	Clorofilla 'a'	direzione corrente	velocità corrente
m	°C	μS/cm	%	ppm	-	mV	NTU	mg/m ³	-	m/s
1	17,33	49857	45,08	3,42	8,22	165,09	1,3	2,8	N	0,1
2	17,35	49920	51,3	3,89	8,19	183,666	1,3	2,2		
3	17,36	49940	52,7	4	8,18	186,66	1,4	2		
4	17,36	49963	53,88	4,08	8,17	189,875	1,3	2,4		
5	17,38	49974	55,18	4,18	8,176	192	1,42	1,54		
6	17,37	49973	55,46	4,2	8,17	194,66	1,3	1,4		
7	17,37	49973	55,83	4,22	8,16	196,33	1,5	2,3		
8	17,37	49970	56,1	4,25	8,16	198	1,3	1,3		
9	17,37	49980	55,93	4,2	8,16	199	1,3	1,5		
10	17,37	49993	54,81	4,15	8,15	201	1,4	1,45		
11	17,38	50040	54,06	4,09	8,15	202,83	1,3	1,6		
12	17,38	50102	54,78	4,15	8,154	204,2	1,32	1,32		
13	17,32	50130	54,78	4,154	8,146	206	1,4	1,08		



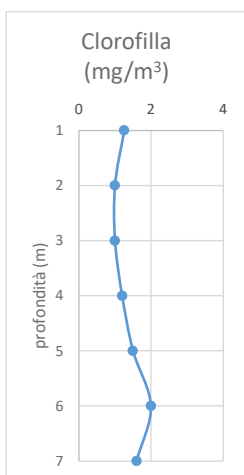
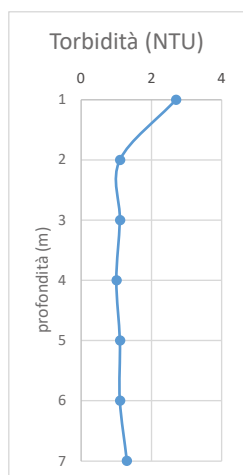
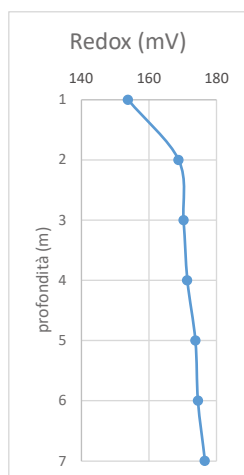
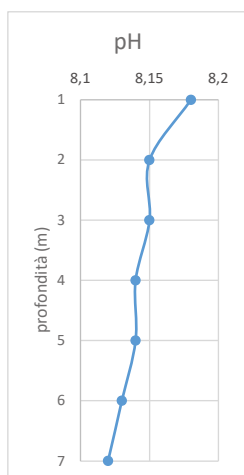
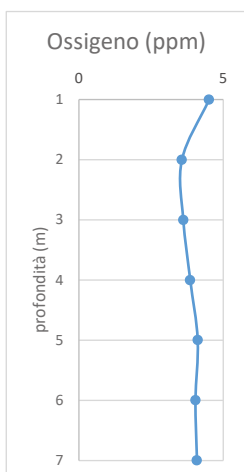
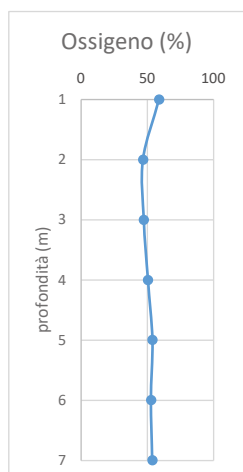
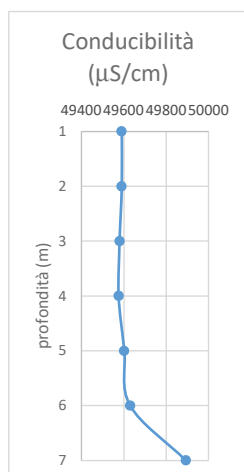
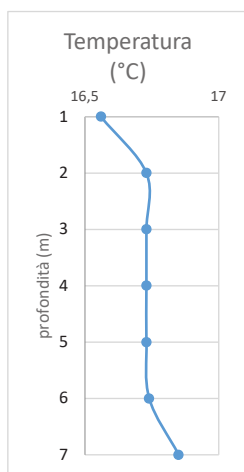
ST07 – 29/11/2018 12:40										
Profondità	Temperatura	Conducibilità	Ossigeno	Ossigeno	pH	Potenziale Red-ox	Torbidità	Clorofilla 'a'	direzione corrente	velocità corrente
m	°C	μS/cm	%	ppm	-	mV	NTU	mg/m ³	-	m/s
1	17,37	49912	49,89	3,78	8,2	203,18	1,37	1,99	N	0,1
2	17,36	49912	53,3	4,04	8,19	207,5	1,35	1,575		
3	17,37	49932	53,81	4,07	8,19	210,85	1,3	1,042		
4	17,39	49942	54,44	4,126	8,18	213,8	1,3	1,9		
5	17,38	49930	53,64	4,068	8,17	216,4	1,3	1,3		
6	17,38	49930	53,2	4,03	8,17	218,25	1,4	1,8		
7	17,39	49930	53,55	4,06	8,17	220	1,4	1,525		
8	17,38	49921	52,86	4,006	8,165	221,66	1,4	1,73		
9	17,4	49940	54,5	4,12	8,166	223	1,4	1,9		
10	17,4	49937	53,64	4,06	8,15	224	1,5	1,8		
11	17,4	49956	52,76	4	8,156	225,4	1,5	1,8		



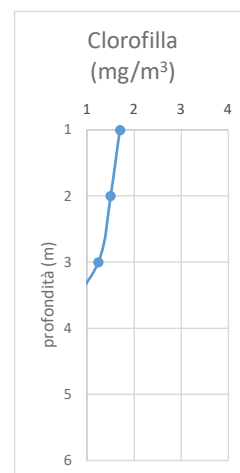
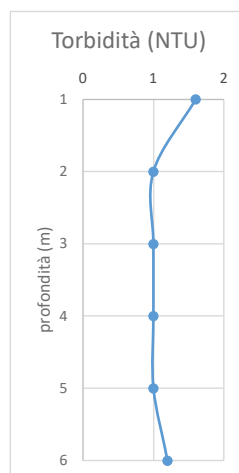
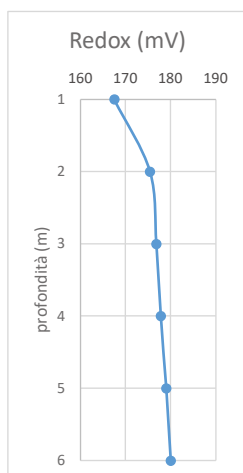
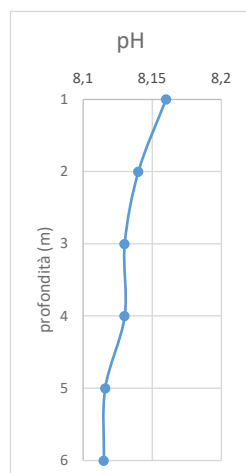
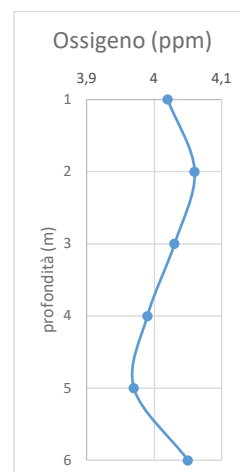
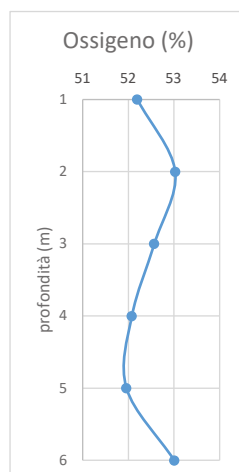
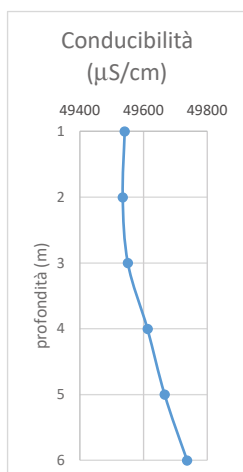
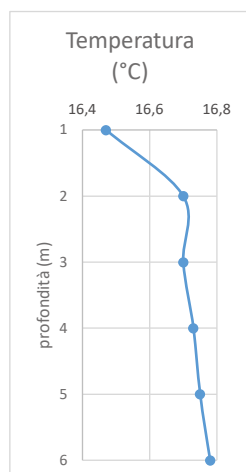
ST08 – 29/11/2018 12:30										
Profondità	Temperatura	Conducibilità	Ossigeno	Ossigeno	pH	Potenziale Red-ox	Torbidità	Clorofilla 'a'	direzione corrente	velocità corrente
m	°C	μS/cm	%	ppm	-	mV	NTU	mg/m ³	-	m/s
1	17,34	49810	52,1	3,95	8,23	214,71	2,32	1,74	N	0,1
2	17,36	49856	52,9	4,01	8,22	220,33	1,43	1,7		
3	17,37	49870	53	4,02	8,21	223,3	1,4	1,6		
4	17,36	49887	56,4	4,28	8,21	226	1,4	1,6		
5	17,36	49888	56,98	4,32	8,21	228,4	1,34	1,34		
6	17,36	49896	57,9	4,3	8,2	230	1,31	1,05		
7	17,36	49902	58,5	4,43	8,2	232	1,275	2,2		
8	17,36	49900	59,47	4,51	8,19	234	1,325	2,27		
9	17,36	49900	60,28	4,57	8,19	235,5	1,3	2,13		
10	17,36	49912	62	4,7	8,18	236,7	1,34	2,27		



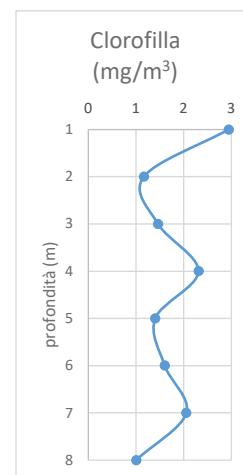
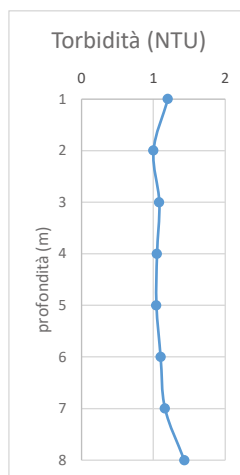
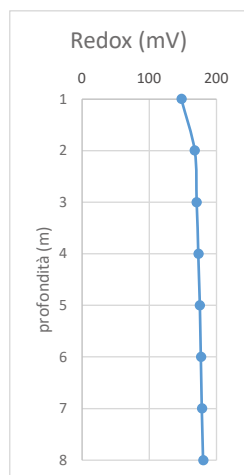
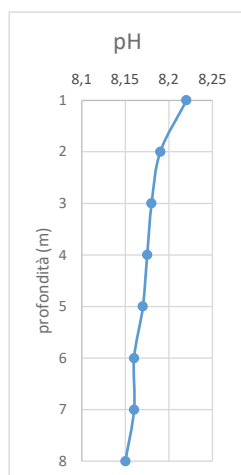
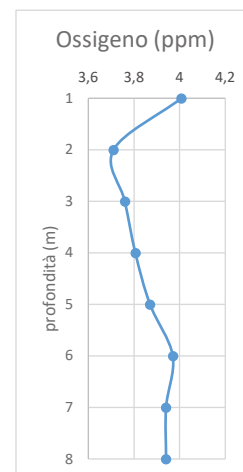
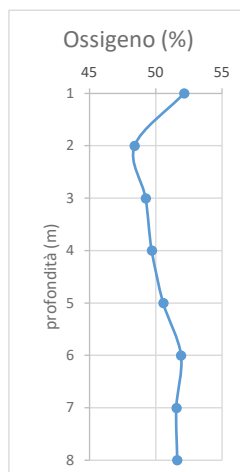
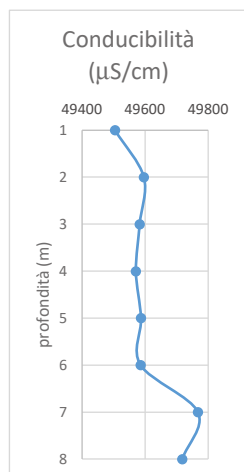
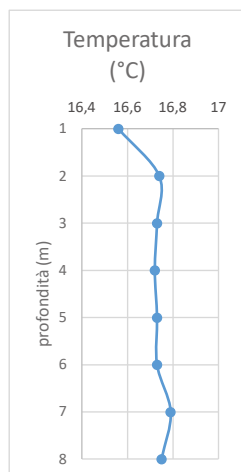
ST01 – 30/11/2018 10:30										
Profondità	Temperatura	Conducibilità	Ossigeno	Ossigeno	pH	Potenziale Red-ox	Torbidità	Clorofilla 'a'	direzione corrente	velocità corrente
m	°C	μS/cm	%	ppm	-	mV	NTU	mg/m ³	-	m/s
1	16,56	49590	58,8	4,51	8,18	153,8	2,7	1,26	N	0,1
2	16,73	49590	46,7	3,57	8,15	168,75	1,1	1		
3	16,73	49580	47,3	3,62	8,15	170,25	1,1	1		
4	16,73	49576	50,46	3,86	8,14	171,33	1	1,2		
5	16,73	49602	53,82	4,12	8,14	173,75	1,1	1,5		
6	16,74	49630	52,75	4,04	8,13	174,5	1,1	2		
7	16,85	49894	53,66	4,09	8,12	176,53	1,3	1,6		



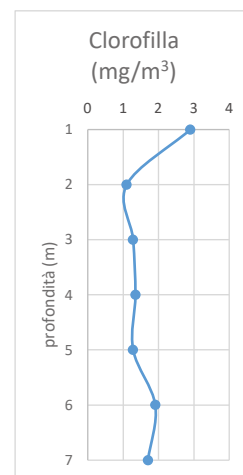
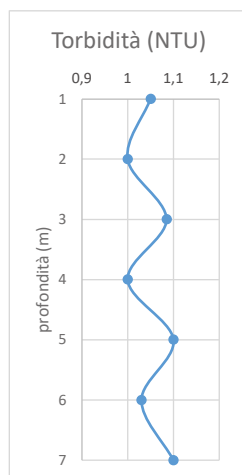
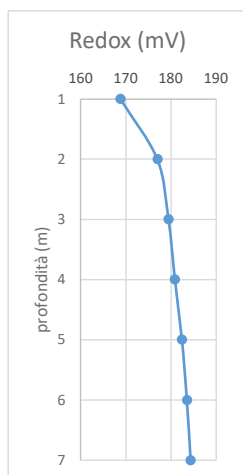
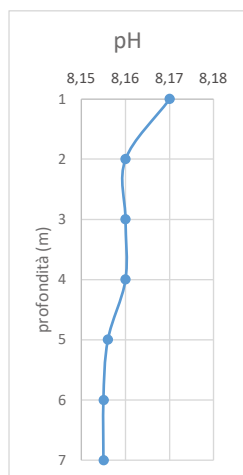
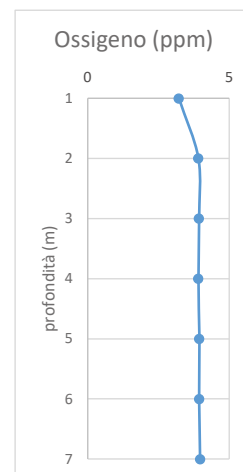
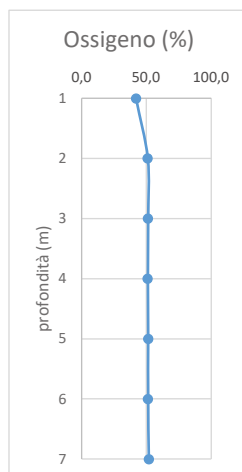
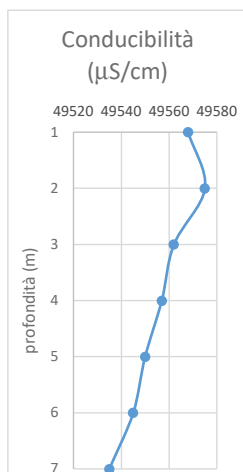
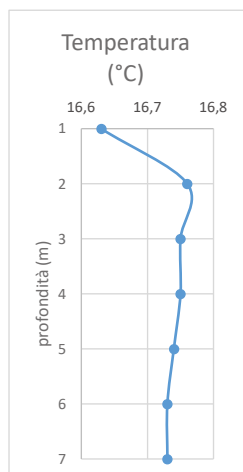
ST02 – 30/11/2018 10:40										
Profondità	Temperatura	Conducibilità	Ossigeno	Ossigeno	pH	Potenziale Red-ox	Torbidità	Clorofilla 'a'	direzione corrente	velocità corrente
m	°C	µS/cm	%	ppm	-	mV	NTU	mg/m ³	-	m/s
1	16,47	49540	52,2	4,02	8,16	167,5	1,6	1,7	N	0,1
2	16,7	49534	53,03	4,06	8,14	175,4	1	1,5		
3	16,7	49550	52,57	4,03	8,13	176,8	1	1,24		
4	16,73	49612	52,08	3,99	8,13	177,8	1	0,4		
5	16,75	49666	51,96	3,97	8,116	179	1	0,4		
6	16,78	49736	53,01	4,05	8,115	180	1,2	0,65		



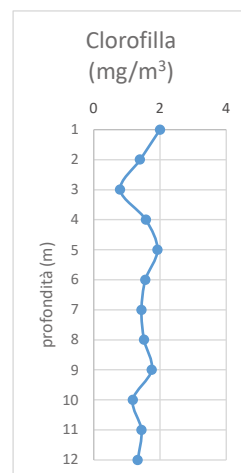
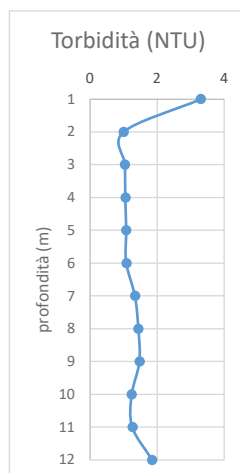
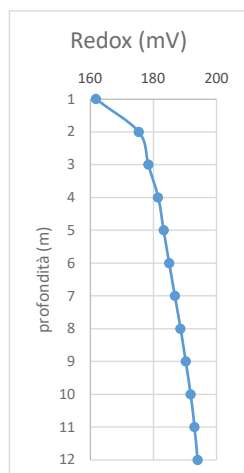
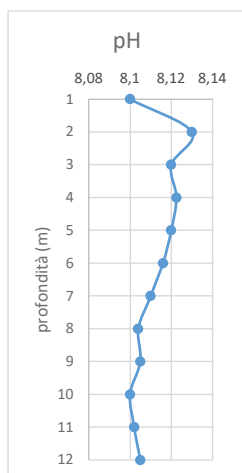
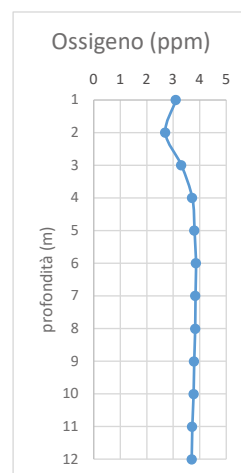
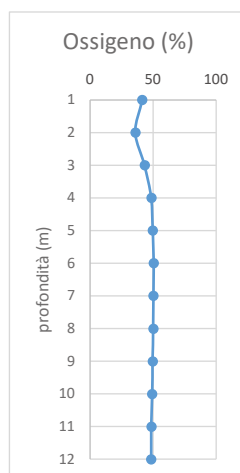
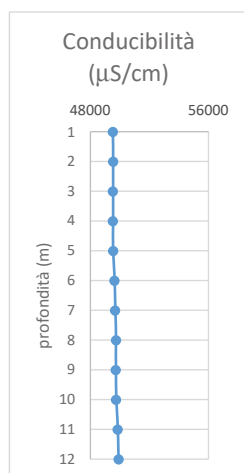
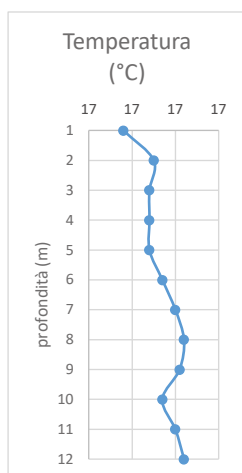
ST03 - 30/11/2018 10:10										
Profondità	Temperatura	Conducibilità	Ossigeno	Ossigeno	pH	Potenziale Red-ox	Torbidità	Clorofilla 'a'	direzione corrente	velocità corrente
m	°C	μS/cm	%	ppm	-	mV	NTU	mg/m ³	-	m/s
1	16,56	49505	52,14	4,007	8,22	147,9	1,2	2,94	N	0,1
2	16,74	49596	48,4	3,71	8,19	167,6	1	1,16		
3	16,73	49583	49,2375	3,76	8,18	170,62	1,08	1,46		
4	16,72	49571	49,7	3,806	8,175	173,16	1,05	2,31		
5	16,73	49587	50,57	3,87	8,17	175,28	1,04	1,4		
6	16,73	49586	51,9	3,97	8,16	177	1,1	1,6		
7	16,79	49768	51,55	3,94	8,16	178,33	1,16	2,05		
8	16,75	49718	51,61	3,94	8,15	180,37	1,43	1		



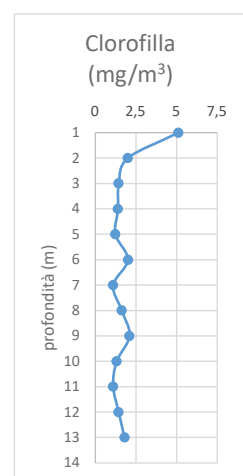
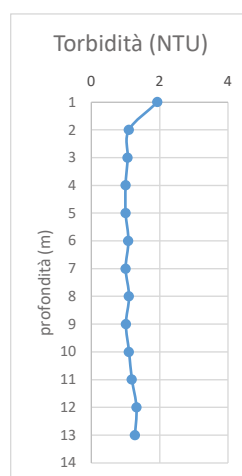
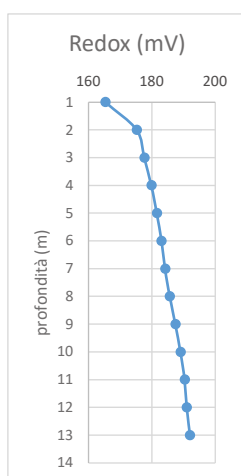
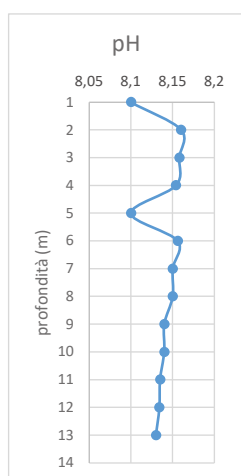
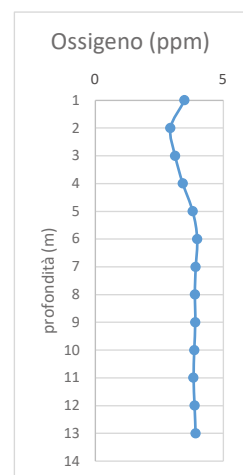
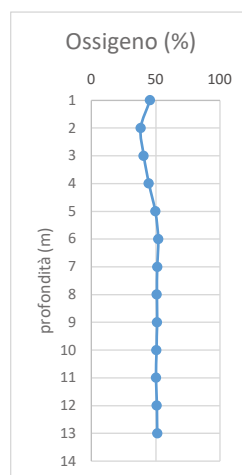
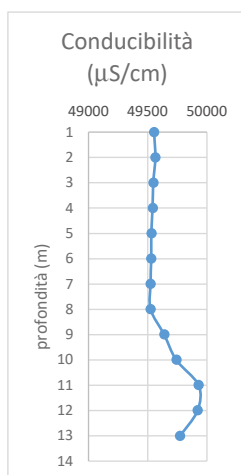
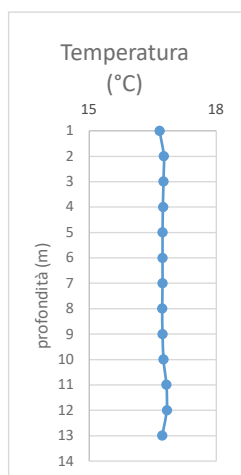
ST04 - 30/11/2018 10:20										
Profondità	Temperatura	Conducibilità	Ossigeno	Ossigeno	pH	Potenziale Red-ox	Torbidità	Clorofilla 'a'	direzione corrente	velocità corrente
m	°C	μS/cm	%	ppm	-	mV	NTU	mg/m ³	-	m/s
1	16,63	49568	42,1	3,22	8,17	168,81	1,05	2,9	N	0,1
2	16,76	49575	51,06	3,91	8,16	177	1	1,1		
3	16,75	49562	51,3	3,93	8,16	179,42	1,085	1,28		
4	16,75	49557	51,08	3,91	8,16	180,85	1	1,35		
5	16,74	49550	51,42	3,94	8,156	182,4	1,1	1,28		
6	16,73	49545	51,35	3,935	8,155	183,5	1,03	1,91		
7	16,73	49535	51,95	3,97	8,155	184,33	1,1	1,7		



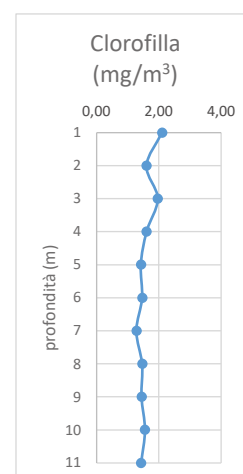
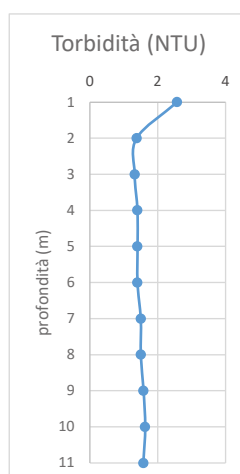
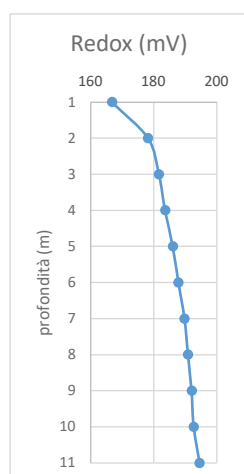
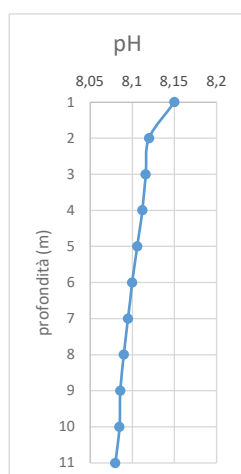
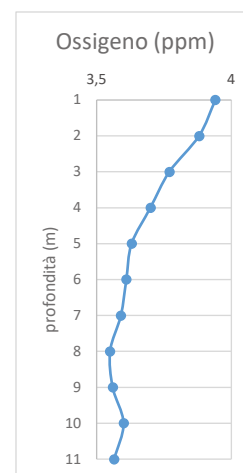
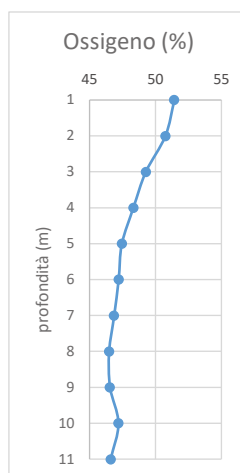
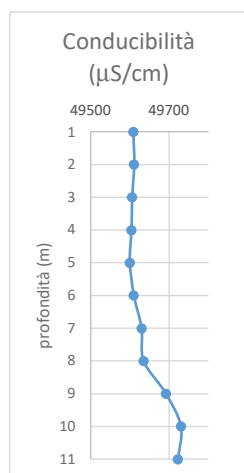
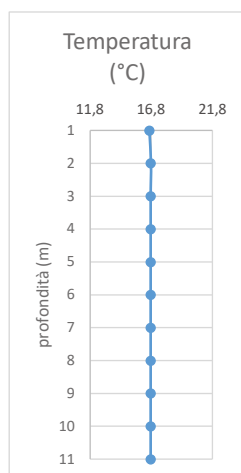
ST05 - 30/11/2018 9:50										
Profondità	Temperatura	Conducibilità	Ossigeno	Ossigeno	pH	Potenziale Red-ox	Torbidità	Clorofilla 'a'	direzione corrente	velocità corrente
m	°C	μS/cm	%	ppm	-	mV	NTU	mg/m ³	-	m/s
1	16,68	49536	41,34	3,1	8,1	161,84	3,3	2	N	0,1
2	16,75	49551	35,95	2,7	8,13	175,375	1	1,4		
3	16,74	49545	43,21	3,307	8,12	178,42	1,04	0,8		
4	16,74	49545	48,6	3,72	8,1225	181,5	1,05	1,575		
5	16,74	49550	49,7	3,8	8,12	183,25	1,075	1,925		
6	16,77	49648	50,5	3,864	8,116	185	1,08	1,56		
7	16,8	49694	50,22	3,84	8,11	186,8	1,34	1,44		
8	16,82	49744	50,12	3,83	8,104	188,6	1,44	1,52		
9	16,81	49732,5	49,65	3,79	8,105	190,25	1,475	1,75		
10	16,77	49758	49,28	3,77	8,1	191,8	1,24	1,18		
11	16,8	49866	48,66	3,72	8,102	193	1,26	1,44		
12	16,82	49916	48,5	3,7	8,105	194	1,85	1,33		



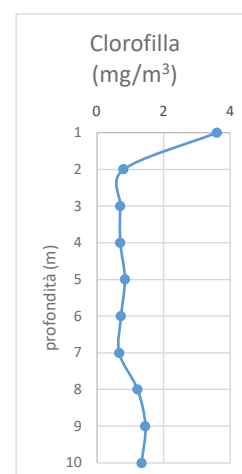
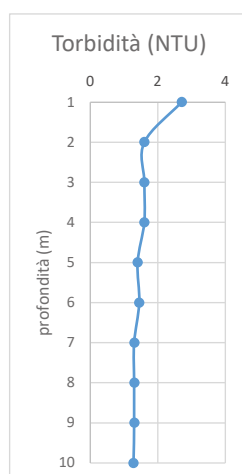
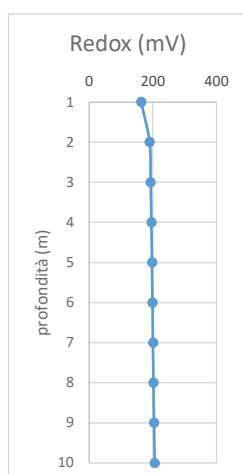
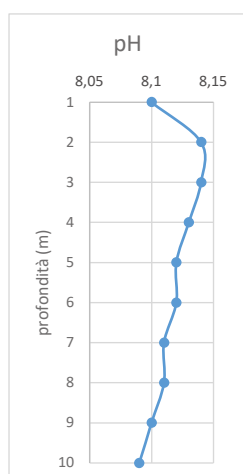
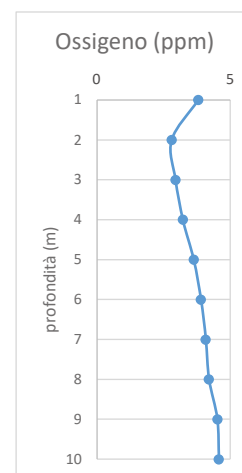
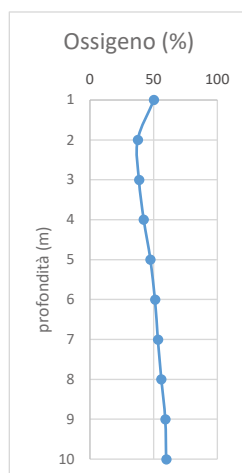
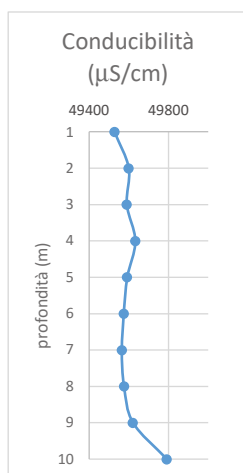
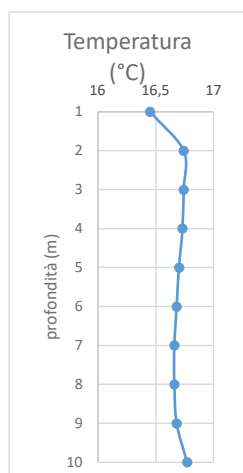
ST06 - 30/11/2018 10:00										
Profondità	Temperatura	Conducibilità	Ossigeno	Ossigeno	pH	Potenziale Red-ox	Torbidità	Clorofilla 'a'	direzione corrente	velocità corrente
m	°C	μS/cm	%	ppm	-	mV	NTU	mg/m ³	-	m/s
1	16,66	49553	45,56	3,49	8,1	165,33	1,93	5,11	N	0,1
2	16,76	49563	38,36	2,94	8,16	175,16	1,1	2,01		
3	16,75	49546	40,72	3,12	8,158	177,6	1,06	1,44		
4	16,74	49540	44,7	3,422	8,154	179,8	1	1,4		
5	16,73	49530	49,71	3,81	8,1	181,57	1	1,242		
6	16,73	49528	51,98	3,982	8,156	183	1,08	2,02		
7	16,73	49523	51,21	3,925	8,15	184,16	1	1,1		
8	16,72	49523	50,85	3,895	8,15	185,625	1,1	1,6375		
9	16,73	49638	51,1	3,91	8,14	187,42	1,01	2,11		
10	16,75	49740	50,62	3,872	8,14	189	1,1	1,32		
11	16,82	49928	50,31	3,84	8,135	190,333	1,183	1,1		
12	16,83	49920	50,84	3,88	8,134	191	1,32	1,44		
13	16,72	49771	51,31	3,92	8,13	192	1,2714	1,8		



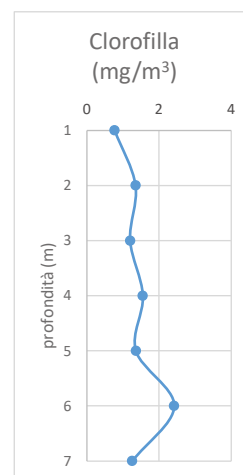
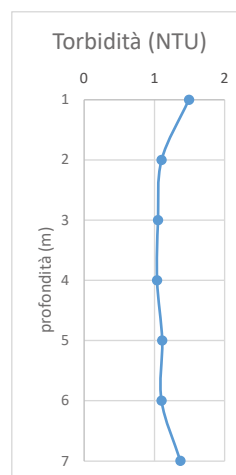
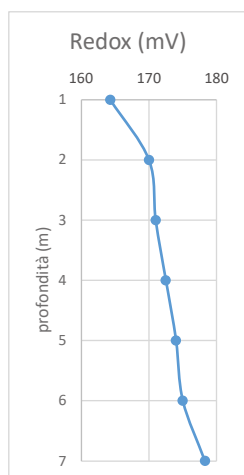
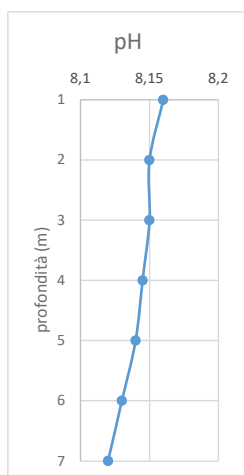
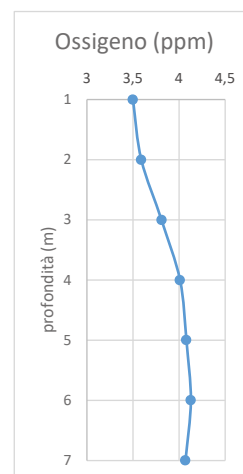
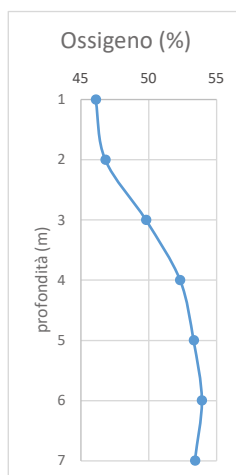
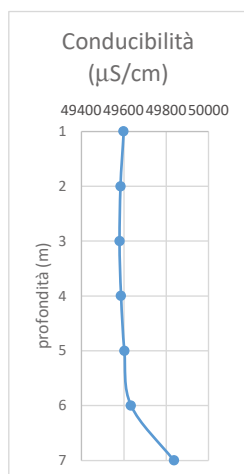
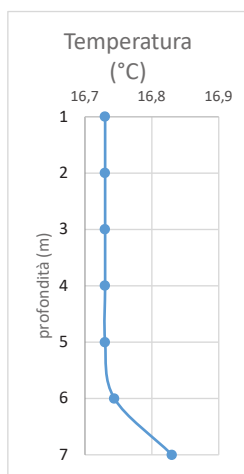
ST07 – 30/11/2018 9:40										
Profondità	Temperatura	Conducibilità	Ossigeno	Ossigeno	pH	Potenziale Red-ox	Torbidità	Clorofilla 'a'	direzione corrente	velocità corrente
m	°C	μS/cm	%	ppm	-	mV	NTU	mg/m ³	-	m/s
1	16,65	49609	51,41	3,94	8,15	166,72	2,57	2,1	N	0,1
2	16,77	49611	50,75	3,88	8,12	178,14	1,38	1,6		
3	16,76	49606	49,26	3,77	8,116	181,6	1,32	1,96		
4	16,76	49604	48,32	3,7	8,112	183,6	1,4	1,6		
5	16,75	49600	47,44	3,63	8,106	186	1,4	1,42		
6	16,75	49610	47,2	3,61	8,1	187,8	1,4	1,46		
7	16,75	49630	46,85	3,59	8,095	189,75	1,5	1,275		
8	16,75	49635	46,48	3,55	8,09	190,83	1,5	1,46		
9	16,76	49692	46,54	3,56	8,086	192	1,58	1,44		
10	16,76	49730	47,18	3,6	8,085	192,66	1,63	1,55		
11	16,76	49722,5	46,6	3,565	8,08	194,5	1,575	1,425		



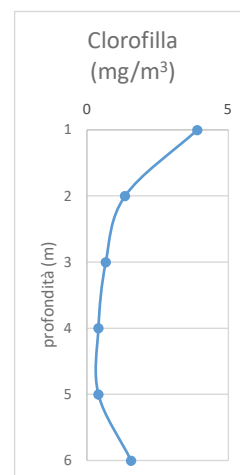
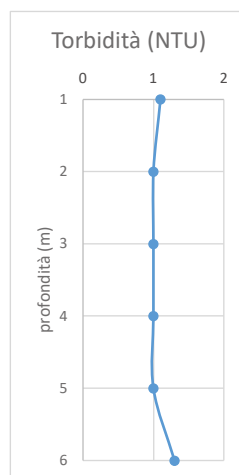
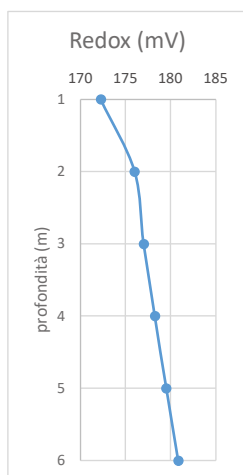
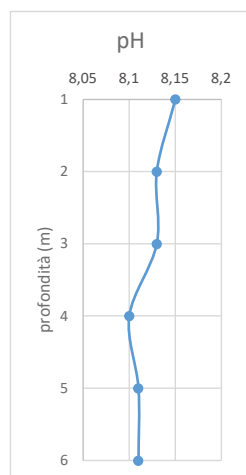
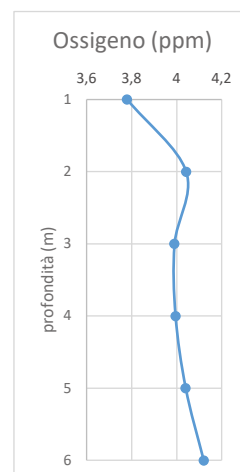
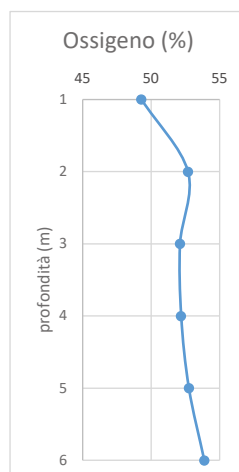
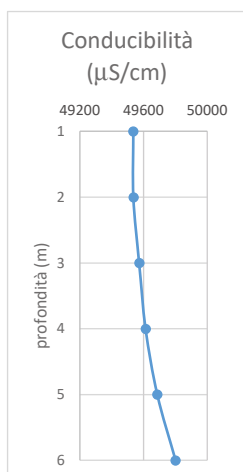
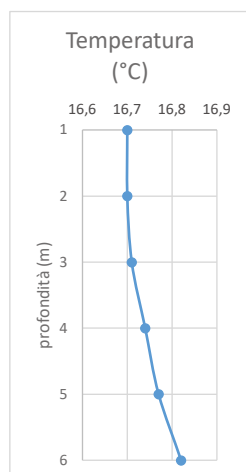
ST08 – 30/11/2018 9:30										
Profondità	Temperatura	Conducibilità	Ossigeno	Ossigeno	pH	Potenziale Red-ox	Torbidità	Clorofilla 'a'	direzione corrente	velocità corrente
m	°C	μS/cm	%	ppm	-	mV	NTU	mg/m ³	-	m/s
1	16,45	49528	50,12	3,8	8,1	163,42	2,7	3,6	N	0,1
2	16,74	49600	37,45	2,8	8,14	189,75	1,6	0,8		
3	16,74	49590	38,5	2,95	8,14	192,4	1,6	0,7		
4	16,73	49633	42,15	3,22	8,13	195,33	1,6	0,7		
5	16,7	49592	47,36	3,63	8,12	197,2	1,4	0,84		
6	16,68	49575	51	3,9	8,12	198,75	1,45	0,72		
7	16,66	49565	53,35	4,08	8,11	200	1,3	0,67		
8	16,66	49576	55,94	4,2	8,11	201,4	1,3	1,22		
9	16,68	49621	59,07	4,52	8,1	203,57	1,3	1,45		
10	16,77	49791	59,88	4,57	8,09	205,42	1,28	1,34		



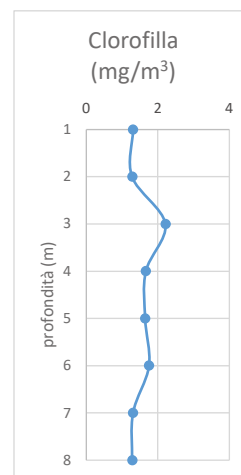
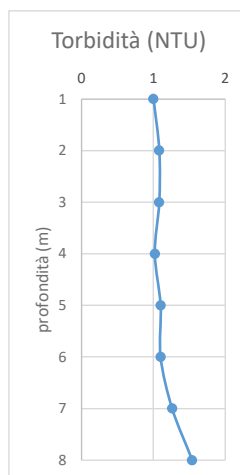
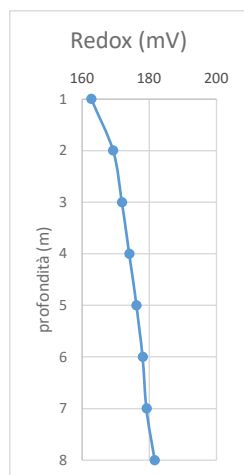
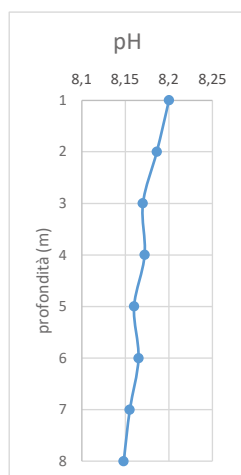
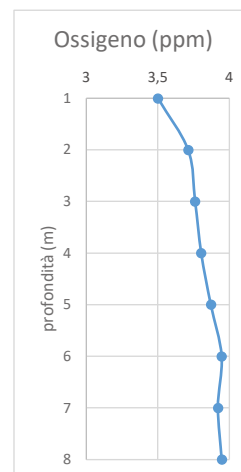
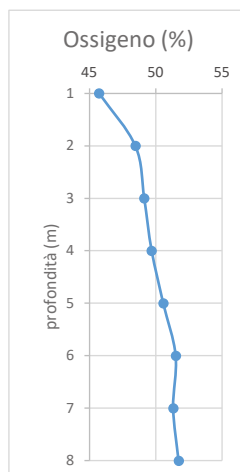
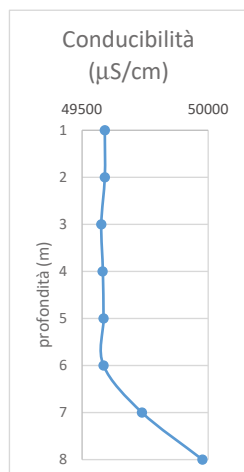
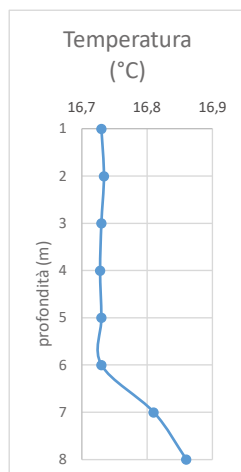
ST01 – 30/11/2018 13:30										
Profondità	Temperatura	Conducibilità	Ossigeno	Ossigeno	pH	Potenziale Red-ox	Torbidità	Clorofilla 'a'	direzione corrente	velocità corrente
m	°C	μS/cm	%	ppm	-	mV	NTU	mg/m ³	-	m/s
1	16,73	49599	46,1	3,5	8,16	164,28	1,49	0,77	N	0,1
2	16,73	49585	46,8	3,59	8,15	170	1,1	1,35		
3	16,73	49580	49,8	3,81	8,15	171	1,05	1,2		
4	16,73	49587	52,3	4,01	8,145	172,5	1,0375	1,55		
5	16,73	49603	53,3	4,08	8,14	174	1,11	1,36		
6	16,744	49634	53,9	4,128	8,13	175	1,1	2,42		
7	16,83	49837	53,4	4,07	8,12	178,3	1,37	1,26		



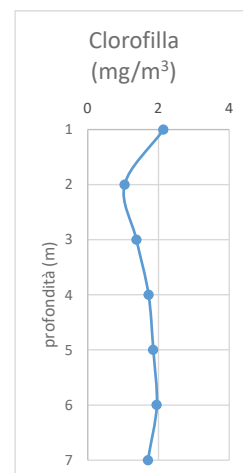
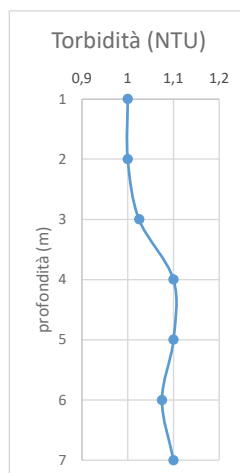
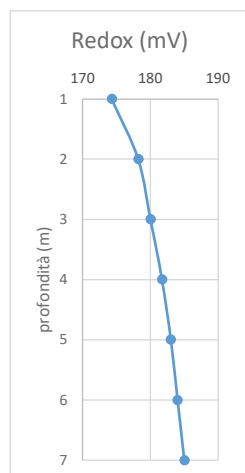
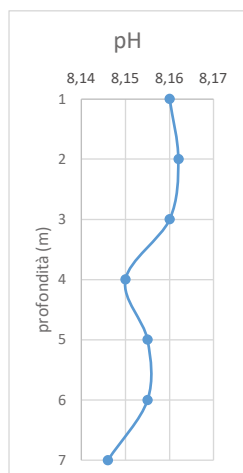
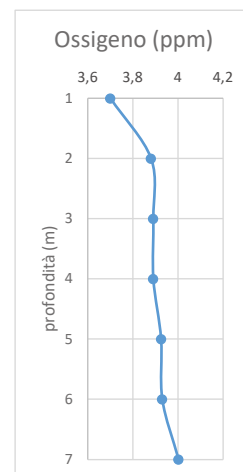
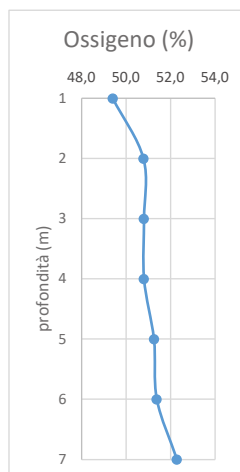
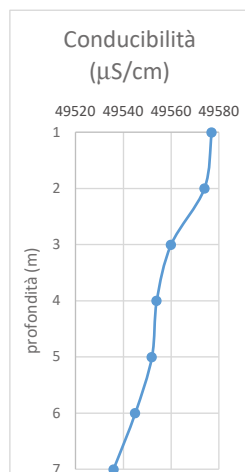
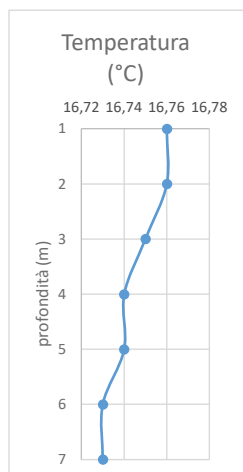
ST02 - 30/11/2018 13:40										
Profondità	Temperatura	Conducibilità	Ossigeno	Ossigeno	pH	Potenziale Red-ox	Torbidità	Clorofilla 'a'	direzione corrente	velocità corrente
m	°C	μS/cm	%	ppm	-	mV	NTU	mg/m ³	-	m/s
1	16,7	49535	49,3	3,78	8,15	172,25	1,1	3,9	N	0,1
2	16,7	49536	52,7	4,042	8,13	176	1	1,34		
3	16,71	49572	52,12	3,99	8,13	177	1	0,66		
4	16,74	49612	52,2	3,995	8,1	178,25	1	0,4		
5	16,77	49685	52,77	4,04	8,11	179,5	1	0,4		
6	16,82	49800	53,9	4,12	8,11	180,83	1,3	1,56		



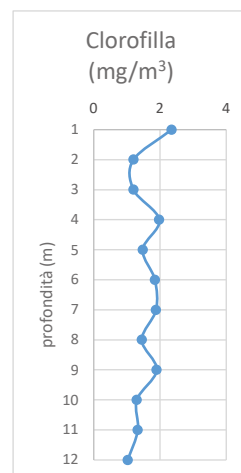
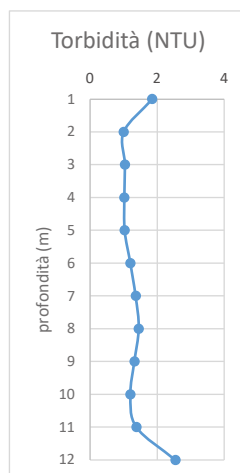
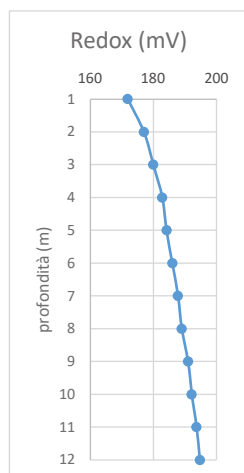
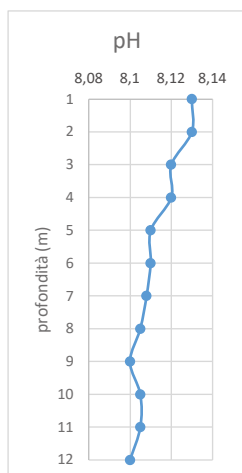
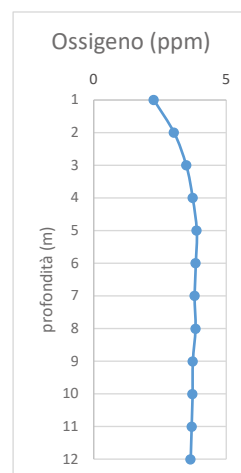
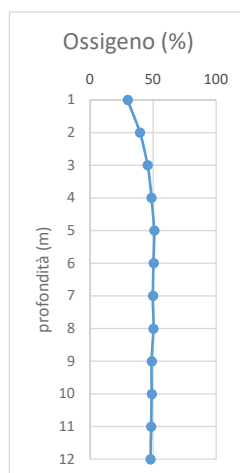
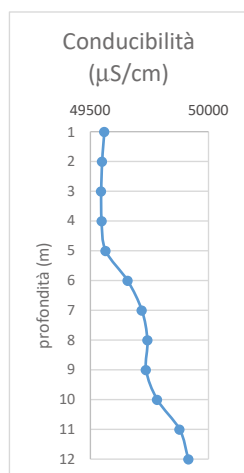
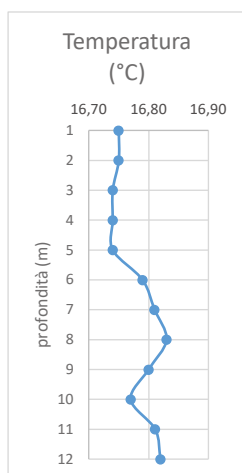
ST03 – 30/11/2018 13:10										
Profondità	Temperatura	Conducibilità	Ossigeno	Ossigeno	pH	Potenziale Red-ox	Torbidità	Clorofilla 'a'	direzione corrente	velocità corrente
m	°C	μS/cm	%	ppm	-	mV	NTU	mg/m ³	-	m/s
1	16,73	49590	45,72	3,5	8,2	162,69	1	1,3	N	0,1
2	16,734	49590	48,46	3,712	8,186	169,2	1,08	1,28		
3	16,73	49576	49,13	3,76	8,17	171,83	1,08	2,21		
4	16,728	49582	49,68	3,802	8,172	174	1,02	1,66		
5	16,73	49585	50,57	3,87	8,16	176,14	1,1	1,64		
6	16,73	49585	51,5	3,945	8,165	178	1,1	1,75		
7	16,81	49738	51,31	3,92	8,155	179,16	1,26	1,3		
8	16,86	49978	51,72	3,946	8,148	181,6	1,54	1,28		



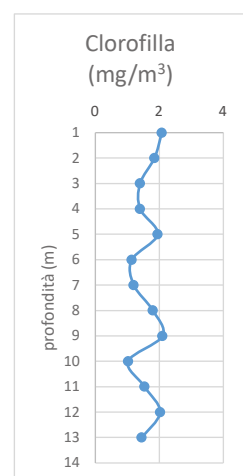
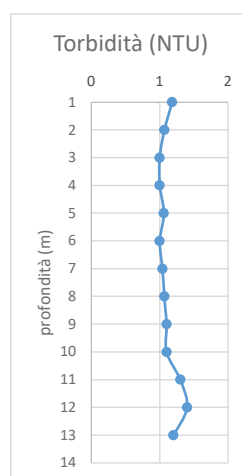
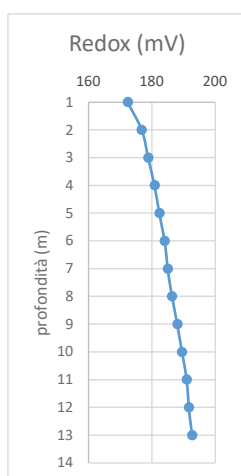
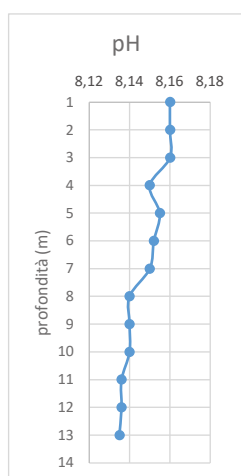
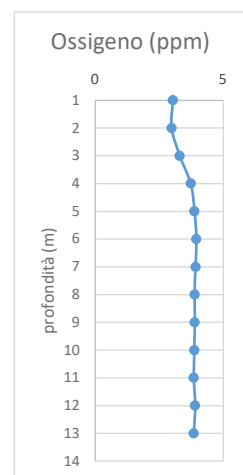
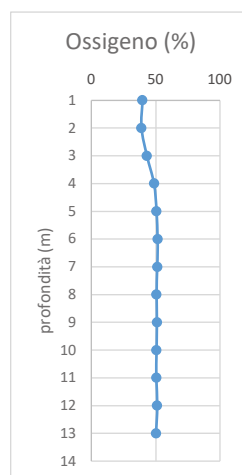
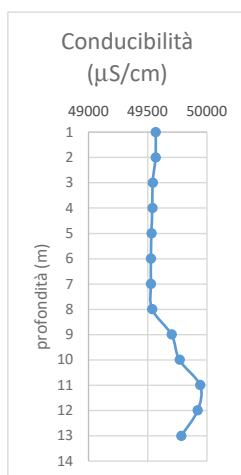
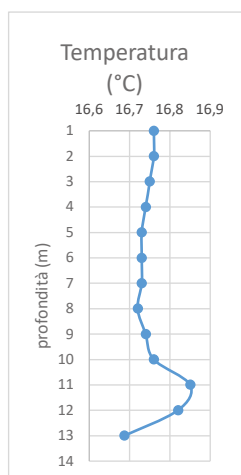
ST04 – 30/11/2018 13:20										
Profondità	Temperatura	Conducibilità	Ossigeno	Ossigeno	pH	Potenziale Red-ox	Torbidità	Clorofilla 'a'	direzione corrente	velocità corrente
m	°C	μS/cm	%	ppm	-	mV	NTU	mg/m ³	-	m/s
1	16,76	49577	49,4	3,7	8,16	174,3	1	2,14	N	0,1
2	16,76	49574	50,78	3,88	8,162	178,2	1	1,04		
3	16,75	49560	50,8	3,89	8,16	180	1,025	1,375		
4	16,74	49554	50,8	3,89	8,15	181,71	1,1	1,72		
5	16,74	49552	51,25	3,925	8,155	183	1,1	1,85		
6	16,73	49545	51,375	3,93	8,155	184	1,075	1,95		
7	16,73	49536	52,28	4,002	8,146	185	1,1	1,7		



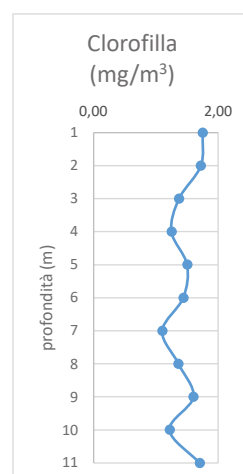
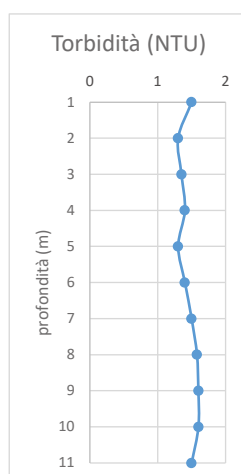
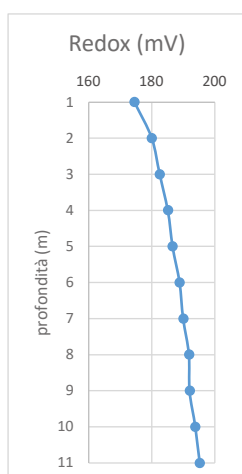
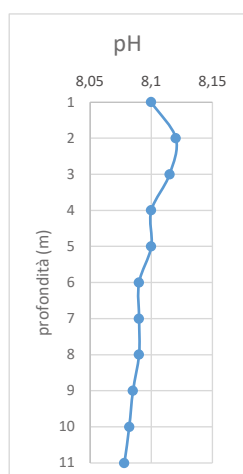
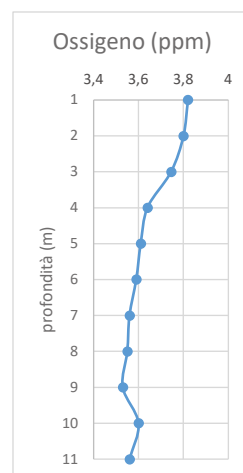
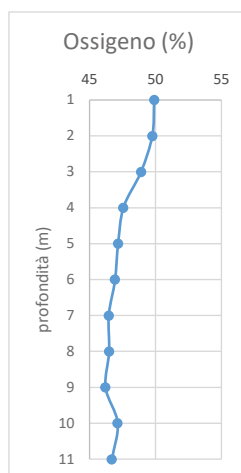
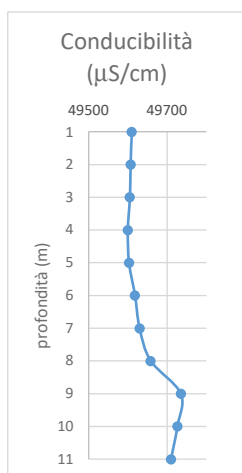
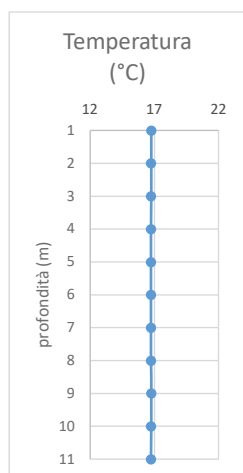
ST05 – 30/11/2018 12:50										
Profondità	Temperatura	Conducibilità	Ossigeno	Ossigeno	pH	Potenziale Red-ox	Torbidità	Clorofilla 'a'	direzione corrente	velocità corrente
m	°C	μS/cm	%	ppm	-	mV	NTU	mg/m ³	-	m/s
1	16,75	49560	29,75	2,27	8,13	171,87	1,85	2,35	NW	0,3
2	16,75	49550	39,6	3,03	8,13	177	1	1,2		
3	16,74	49546	45,62	3,494	8,12	180	1,04	1,2		
4	16,74	49548	48,78	3,736	8,12	182,8	1,02	1,98		
5	16,74	49565	50,86	3,89	8,11	184,166	1,03	1,48		
6	16,79	49658	50,4	3,85	8,11	186	1,2	1,85		
7	16,81	49718	49,92	3,812	8,108	187,8	1,36	1,88		
8	16,83	49742	50,3	3,845	8,105	189	1,45	1,45		
9	16,8	49736	48,88	3,742	8,1	191	1,32	1,9		
10	16,77	49783	48,9	3,73	8,105	192,16	1,2	1,3		
11	16,811	49878	48,45	3,7	8,105	193,666	1,38	1,33		
12	16,82	49915	47,95	3,66	8,1	194,71	2,54	1,028		



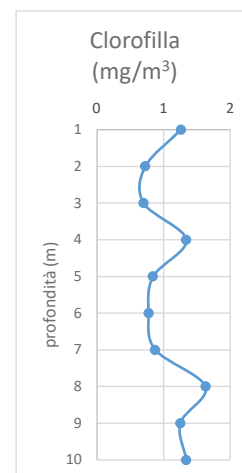
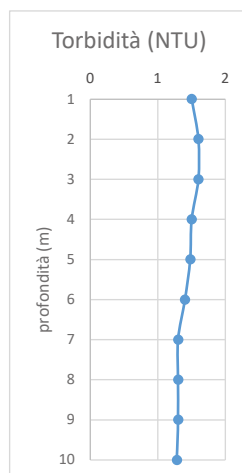
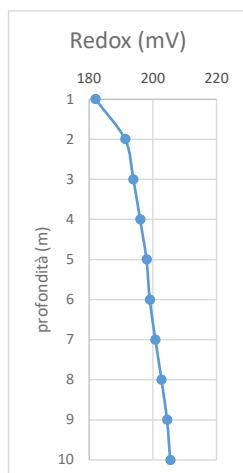
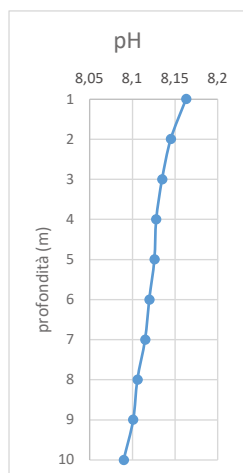
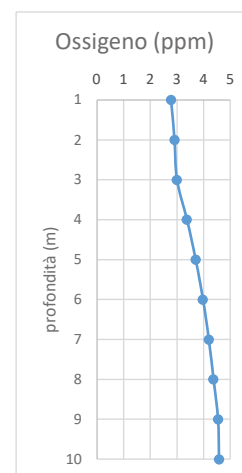
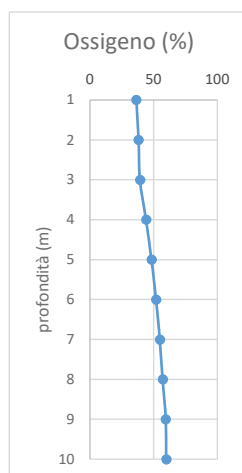
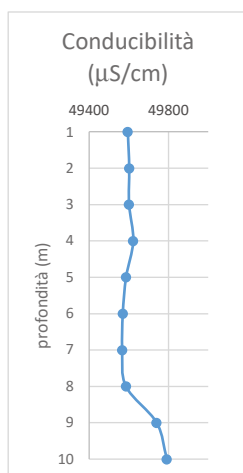
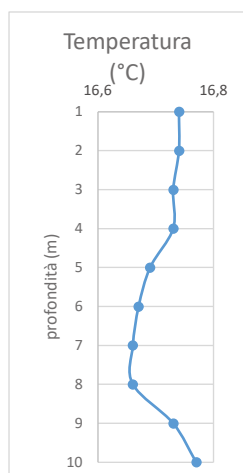
ST06 - 30/11/2018 13:00										
Profondità	Temperatura	Conducibilità	Ossigeno	Ossigeno	pH	Potenziale Red-ox	Torbidità	Clorofilla 'a'	direzione corrente	velocità corrente
m	°C	μS/cm	%	ppm	-	mV	NTU	mg/m ³	-	m/s
1	16,76	49566	39,61	3,034	8,16	172,33	1,18	2,08	NW	0,3
2	16,76	49565	38,95	2,985	8,16	176,75	1,07	1,85		
3	16,75	49541	43,18	3,3	8,16	178,83	1	1,4		
4	16,74	49538	48,8	3,73	8,15	180,83	1	1,4		
5	16,73	49530	50,58	3,875	8,155	182,333	1,06	1,95		
6	16,73	49526	51,54	3,95	8,152	184	1	1,14		
7	16,73	49526	51,2	3,922	8,15	185	1,04	1,2		
8	16,72	49536	50,66	3,88	8,14	186,33	1,066	1,8		
9	16,74	49700	50,96	3,89	8,14	188	1,1	2,1		
10	16,76	49767	50,575	3,8675	8,14	189,5	1,1	1,025		
11	16,85	49942	50,54	3,854	8,136	191	1,3	1,54		
12	16,82	49920	51,13	3,9	8,136	191,66	1,4	2,03		
13	16,687	49781	50,31	3,85	8,135	192,7	1,2	1,45		

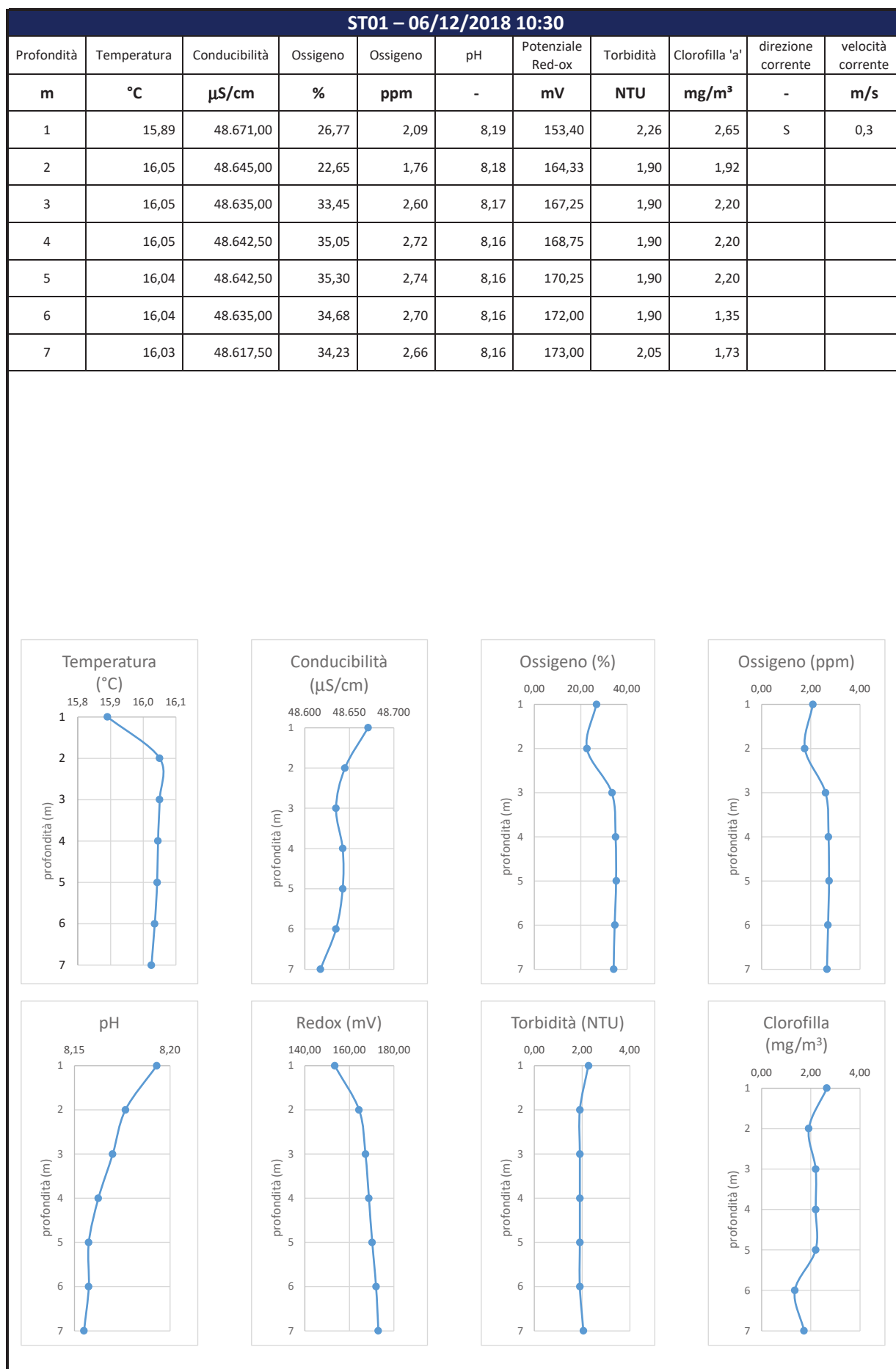


ST07 – 30/11/2018 12:40										
Profondità	Temperatura	Conducibilità	Ossigeno	Ossigeno	pH	Potenziale Red-ox	Torbidità	Clorofilla 'a'	direzione corrente	velocità corrente
m	°C	μS/cm	%	ppm	-	mV	NTU	mg/m ³	-	m/s
1	16,77	49610	49,9	3,82	8,1	174,5	1,5	1,75	NW	0,3
2	16,76	49607	49,75	3,8	8,12	180	1,3	1,72		
3	16,76	49605	48,9	3,745	8,115	182,5	1,35	1,37		
4	16,75	49600	47,55	3,64	8,1	185,1	1,4	1,25		
5	16,75	49603	47,16	3,61	8,1	186,6	1,3	1,5		
6	16,75	49618	46,92	3,59	8,09	188,8	1,4	1,44		
7	16,75	49630	46,45	3,56	8,09	190	1,5	1,1		
8	16,75	49658	46,48	3,55	8,09	191,8	1,58	1,36		
9	16,77	49735	46,2	3,53	8,085	192	1,6	1,6		
10	16,76	49726	47,12	3,6	8,082	193,8	1,6	1,22		
11	16,746	49710	46,68	3,56	8,078	195,2	1,5	1,7		

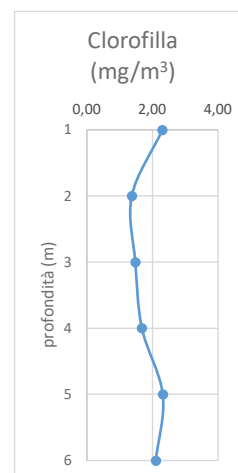
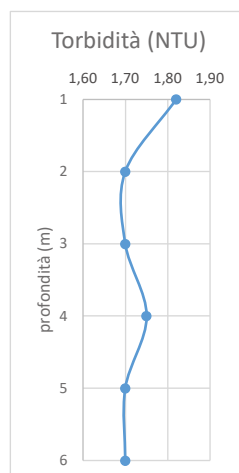
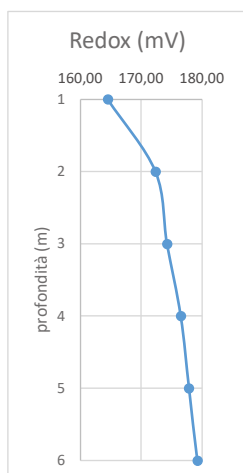
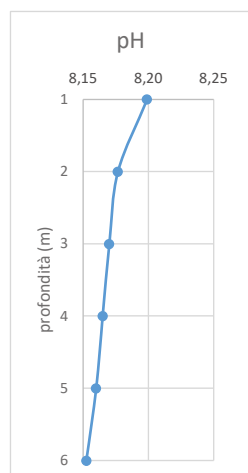
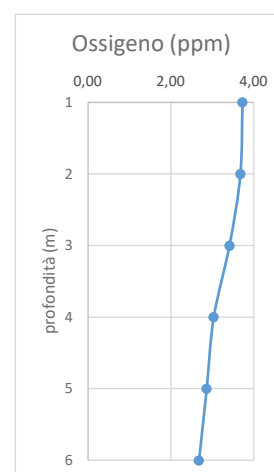
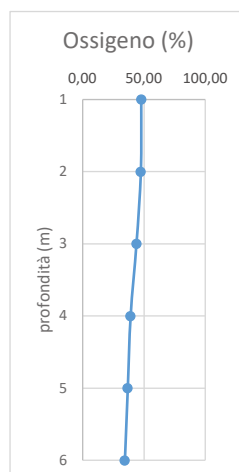
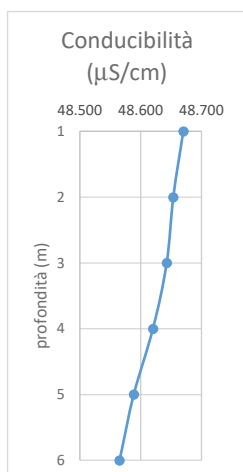
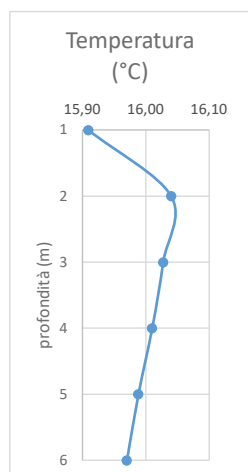


ST08 – 30/11/2018 12:30										
Profondità	Temperatura	Conducibilità	Ossigeno	Ossigeno	pH	Potenziale Red-ox	Torbidità	Clorofilla 'a'	direzione corrente	velocità corrente
m	°C	μS/cm	%	ppm	-	mV	NTU	mg/m ³	-	m/s
1	16,74	49595	36,3	2,78	8,163	181,969	1,5	1,26	NW	0,3
2	16,74	49602	38,1	2,91	8,145	191,25	1,6	0,725		
3	16,73	49601	39,2	3,001	8,135	193,83	1,6	0,7		
4	16,73	49622	44,04	3,374	8,128	196	1,5	1,34		
5	16,69	49586	48,32	3,702	8,126	198	1,48	0,84		
6	16,67	49570	51,85	3,975	8,12	199	1,4	0,775		
7	16,66	49567	54,75	4,197	8,115	200,75	1,3	0,875		
8	16,66	49586	57,066	4,37	8,106	202,66	1,3	1,63		
9	16,73	49740	59,414	4,54	8,101	204,42	1,3	1,25		
10	16,77	49791	59,88	4,577	8,09	205,42	1,28	1,34		

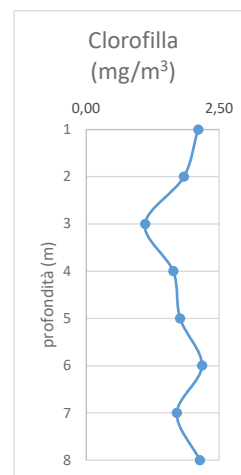
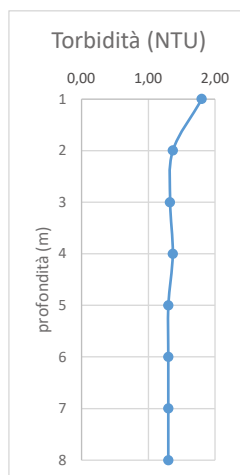
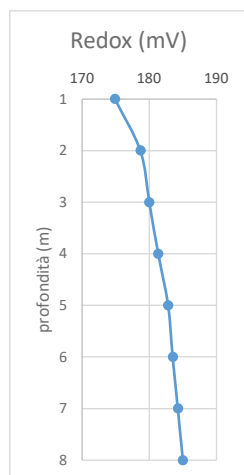
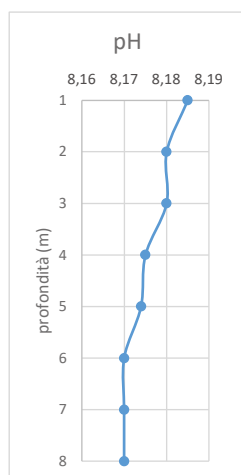
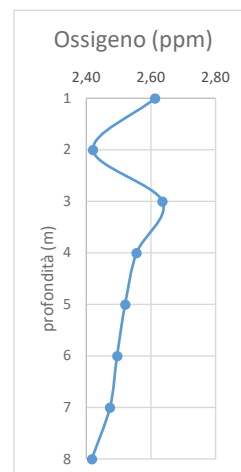
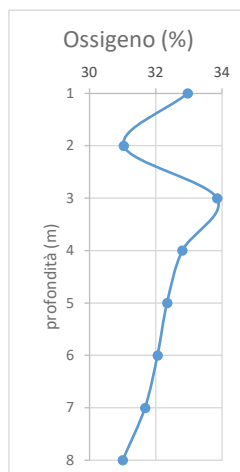
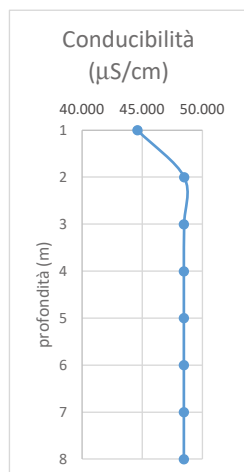
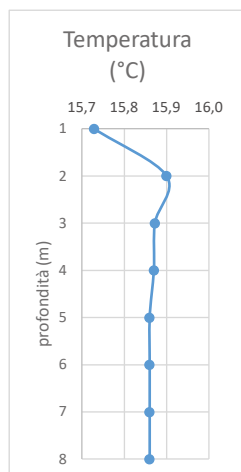




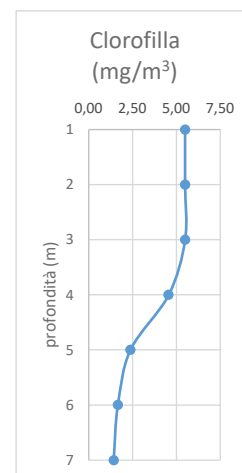
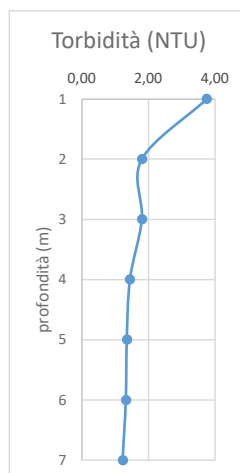
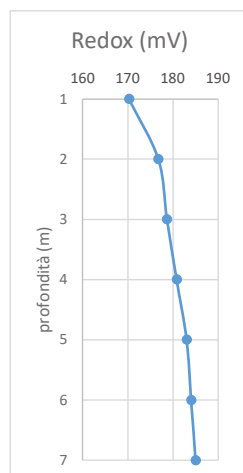
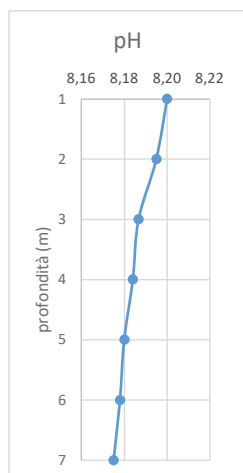
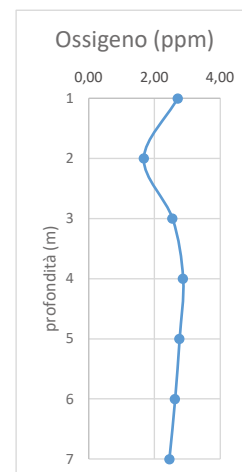
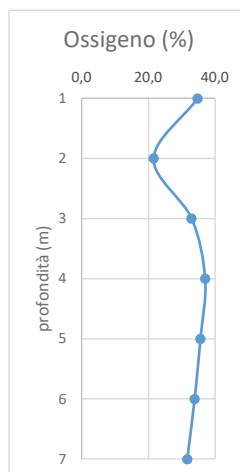
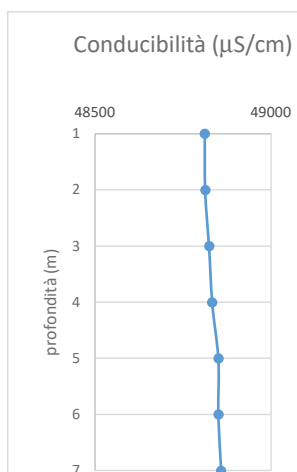
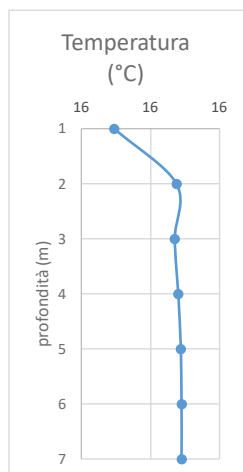
ST02 - 06/12/2018 10:40										
Profondità	Temperatura	Conducibilità	Ossigeno	Ossigeno	pH	Potenziale Red-ox	Torbidità	Clorofilla 'a'	direzione corrente	velocità corrente
m	°C	μS/cm	%	ppm	-	mV	NTU	mg/m ³	-	m/s
1	15,91	48.670,00	47,89	3,73	8,20	164,50	1,82	2,30	S	0,3
2	16,04	48.653,33	47,40	3,68	8,18	172,33	1,70	1,37		
3	16,03	48.642,50	43,95	3,42	8,17	174,25	1,70	1,48		
4	16,01	48.620,00	39,05	3,04	8,17	176,50	1,75	1,68		
5	15,99	48.588,33	36,80	2,86	8,16	177,83	1,70	2,32		
6	15,97	48.565,00	34,45	2,68	8,15	179,25	1,70	2,10		



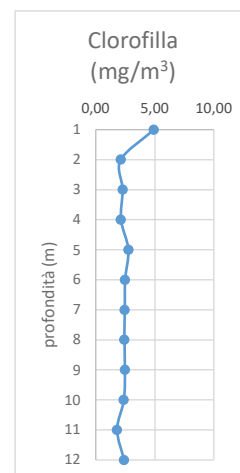
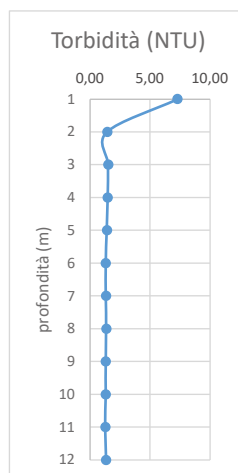
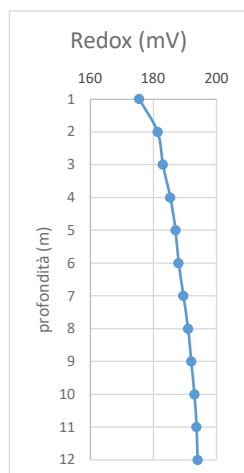
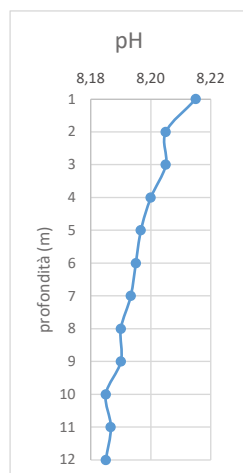
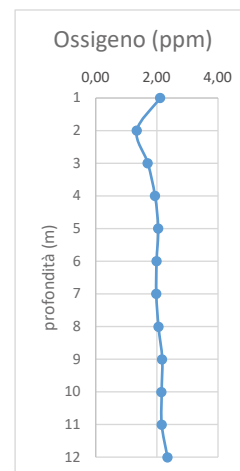
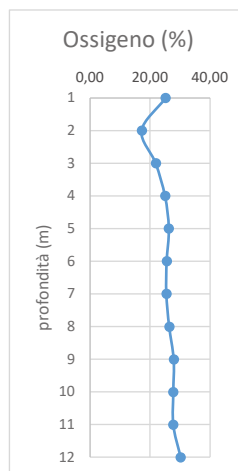
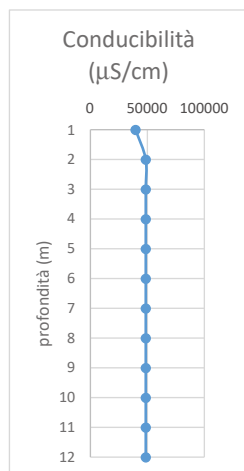
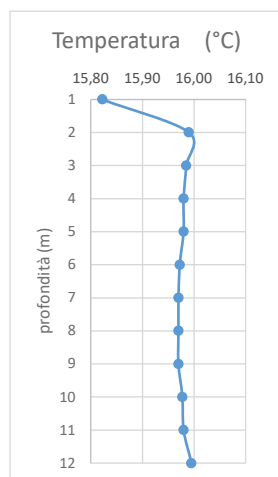
ST03 - 06/12/2018 10:10										
Profondità	Temperatura	Conducibilità	Ossigeno	Ossigeno	pH	Potenziale Red-ox	Torbidità	Clorofilla 'a'	direzione corrente	velocità corrente
m	°C	μS/cm	%	ppm	-	mV	NTU	mg/m ³	-	m/s
1	15,73	44.607,50	32,96	2,61	8,19	174,88	1,80	2,10	S	0,3
2	15,90	48.490,00	31,03	2,42	8,18	178,67	1,37	1,83		
3	15,87	48.472,50	33,85	2,64	8,18	180,00	1,33	1,10		
4	15,87	48.465,00	32,80	2,56	8,18	181,33	1,37	1,63		
5	15,86	48.464,00	32,34	2,52	8,17	182,80	1,30	1,76		
6	15,86	48.465,00	32,05	2,50	8,17	183,50	1,30	2,18		
7	15,86	48.462,50	31,68	2,47	8,17	184,25	1,30	1,70		
8	15,86	48.466,67	31,00	2,42	8,17	185,00	1,30	2,13		



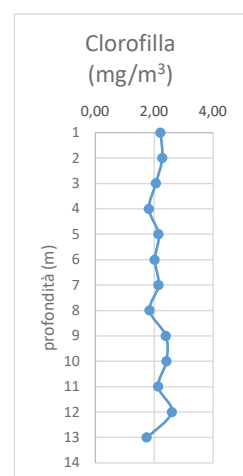
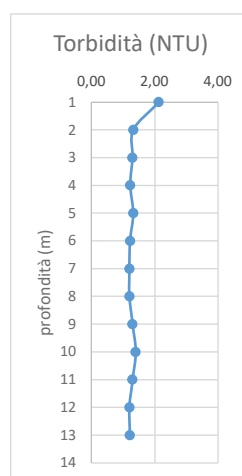
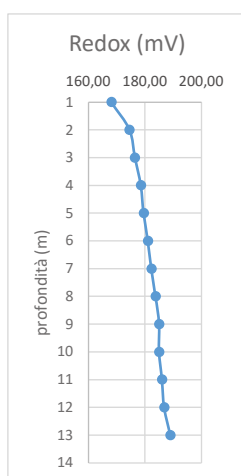
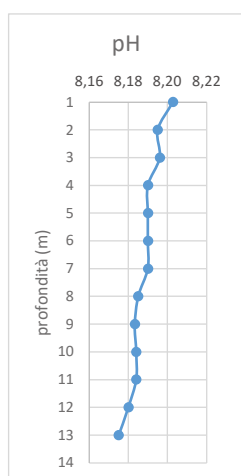
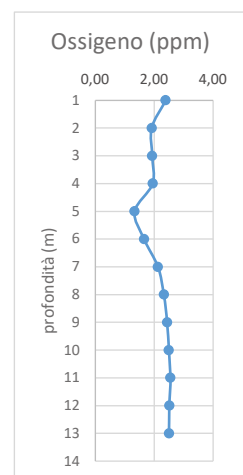
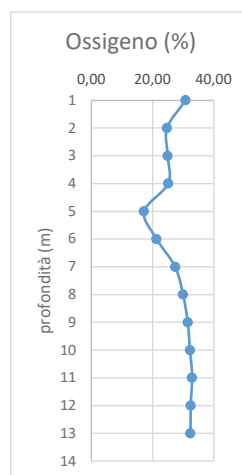
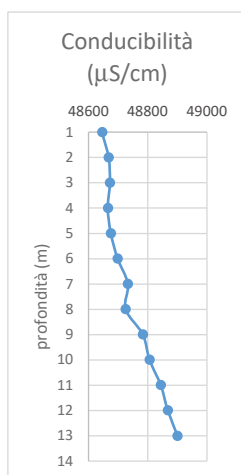
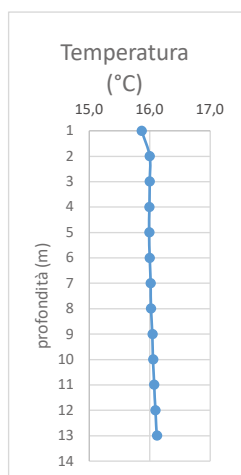
ST04 - 06/12/2018 10:20										
Profondità	Temperatura	Conducibilità	Ossigeno	Ossigeno	pH	Potenziale Red-ox	Torbidità	Clorofilla 'a'	direzione corrente	velocità corrente
m	°C	µS/cm	%	ppm	-	mV	NTU	mg/m ³	-	m/s
1	15,90	48.811,25	34,76	2,71	8,20	170,25	3,75	5,50	S	0,3
2	16,08	48.812,50	21,58	1,68	8,20	176,75	1,80	5,50		
3	16,07	48.823,33	32,93	2,55	8,19	178,67	1,80	5,50		
4	16,08	48.832,00	37,00	2,87	8,18	180,80	1,44	4,56		
5	16,09	48.850,00	35,60	2,77	8,18	183,00	1,35	2,38		
6	16,09	48.850,00	33,86	2,63	8,18	184,00	1,32	1,66		
7	16,09	48.857,50	31,65	2,46	8,18	185,00	1,23	1,43		



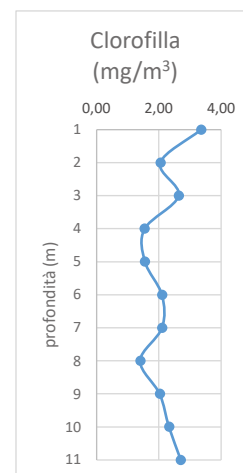
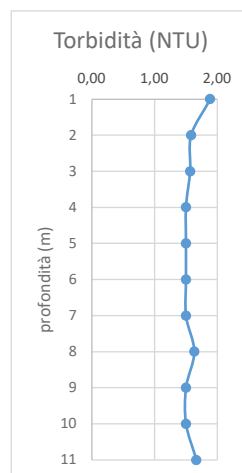
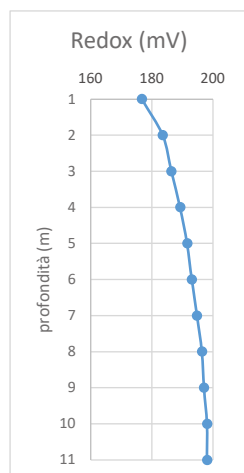
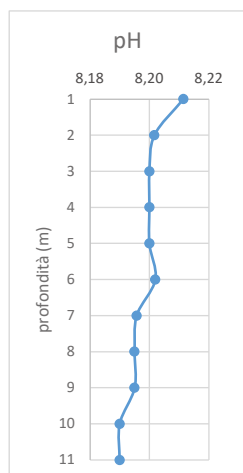
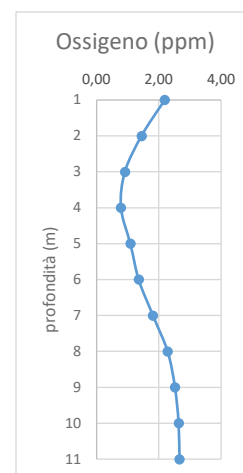
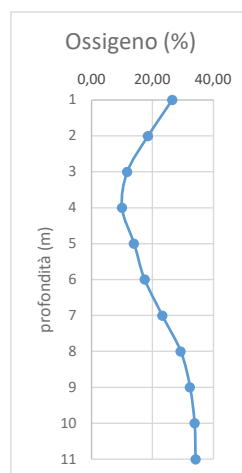
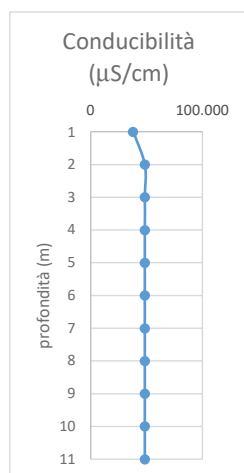
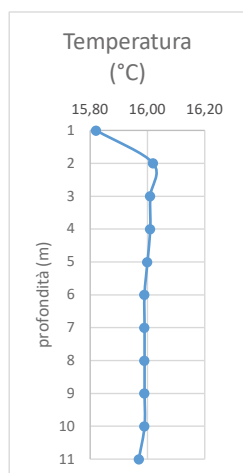
ST05 - 06/12/2018 9:50										
Profondità	Temperatura	Conducibilità	Ossigeno	Ossigeno	pH	Potenziale Red-ox	Torbidità	Clorofilla 'a'	direzione corrente	velocità corrente
m	°C	μS/cm	%	ppm	-	mV	NTU	mg/m ³	-	m/s
1	15,82	39.745,93	25,16	2,10	8,22	175,50	7,28	4,92	S	0,3
2	15,99	48.648,33	17,23	1,34	8,21	181,33	1,42	2,12		
3	15,99	48.647,50	21,93	1,71	8,21	183,00	1,50	2,28		
4	15,98	48.645,00	25,00	1,94	8,20	185,33	1,47	2,13		
5	15,98	48.646,67	26,27	2,04	8,20	187,00	1,40	2,77		
6	15,97	48.640,00	25,58	1,99	8,20	188,00	1,30	2,48		
7	15,97	48.640,00	25,45	1,98	8,19	189,50	1,32	2,45		
8	15,97	48.640,00	26,40	2,05	8,19	191,00	1,34	2,42		
9	15,97	48.652,00	27,92	2,17	8,19	192,00	1,30	2,46		
10	15,98	48.662,50	27,75	2,16	8,19	193,00	1,30	2,38		
11	15,98	48.680,00	27,73	2,16	8,19	193,67	1,27	1,80		
12	16,00	48.702,50	30,20	2,35	8,19	194,00	1,33	2,40		



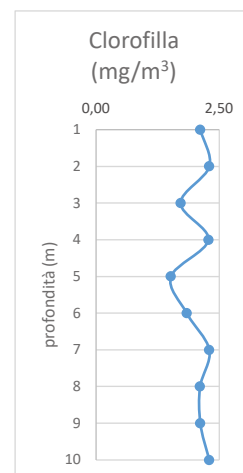
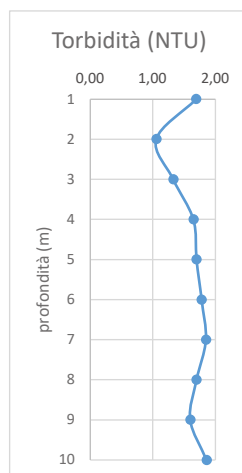
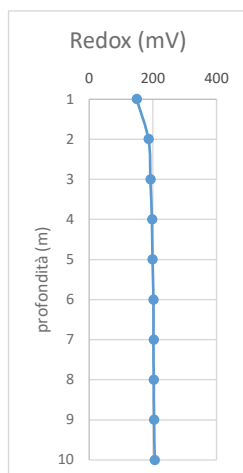
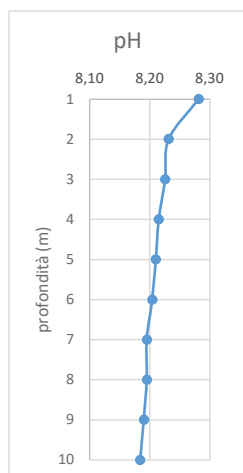
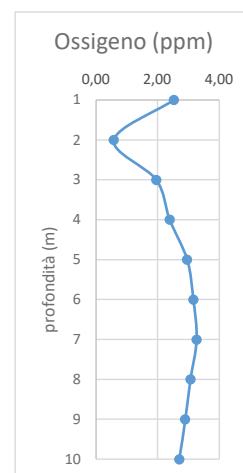
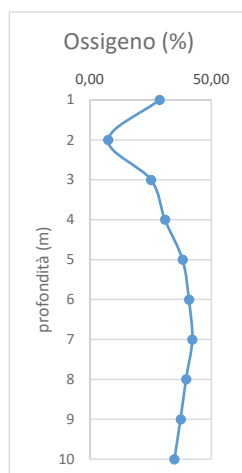
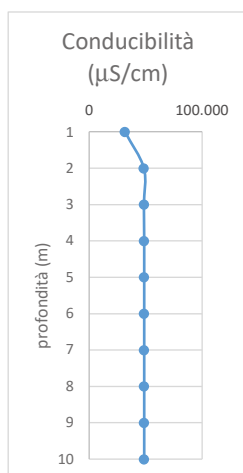
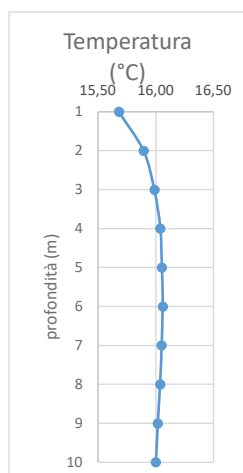
ST06 - 06/12/2018 10:00										
Profondità	Temperatura	Conducibilità	Ossigeno	Ossigeno	pH	Potenziale Red-ox	Torbidità	Clorofilla 'a'	direzione corrente	velocità corrente
m	°C	μS/cm	%	ppm	-	mV	NTU	mg/m ³	-	m/s
1	15,87	48.645,45	30,72	2,39	8,20	168,09	2,13	2,22	S	0,3
2	16,00	48.667,50	24,70	1,92	8,20	174,50	1,33	2,28		
3	16,00	48.672,00	24,90	1,93	8,20	176,40	1,30	2,06		
4	15,99	48.665,00	25,10	1,95	8,19	178,50	1,23	1,83		
5	15,99	48.675,00	17,20	1,34	8,19	179,50	1,33	2,15		
6	16,00	48.698,00	21,26	1,66	8,19	181,00	1,22	2,02		
7	16,02	48.732,50	27,40	2,13	8,19	182,25	1,20	2,15		
8	16,02	48.725,00	29,95	2,33	8,19	183,75	1,20	1,85		
9	16,04	48.783,33	31,43	2,44	8,18	185,00	1,30	2,40		
10	16,05	48.806,00	32,18	2,50	8,18	185,00	1,40	2,42		
11	16,07	48.844,00	32,88	2,55	8,18	186,00	1,30	2,14		
12	16,09	48.867,78	32,42	2,51	8,18	186,78	1,20	2,60		
13	16,12	48.900,00	32,33	2,51	8,18	189,00	1,22	1,75		

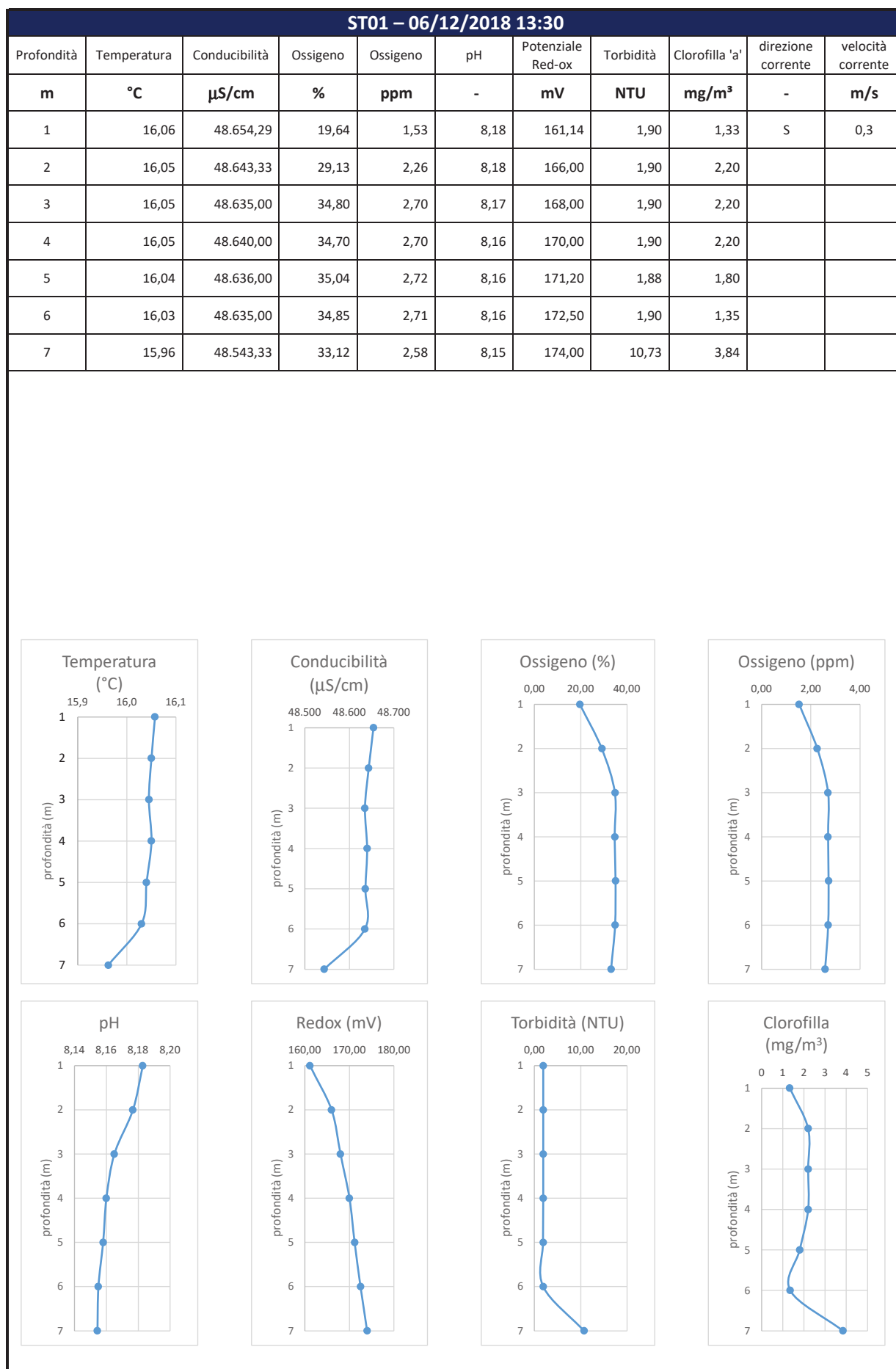


ST07 – 06/12/2018 9:40										
Profondità	Temperatura	Conducibilità	Ossigeno	Ossigeno	pH	Potenziale Red-ox	Torbidità	Clorofilla 'a'	direzione corrente	velocità corrente
m	°C	μS/cm	%	ppm	-	mV	NTU	mg/m ³	-	m/s
1	15,82	38.146,14	26,46	2,18	8,21	176,71	1,89	3,35	S	0,3
2	16,02	48.628,33	18,53	1,44	8,20	183,50	1,58	2,05		
3	16,01	48.623,33	11,70	0,91	8,20	186,33	1,57	2,63		
4	16,01	48.628,00	9,96	0,78	8,20	189,20	1,50	1,54		
5	16,00	48.620,00	13,93	1,08	8,20	191,50	1,50	1,55		
6	15,99	48.608,00	17,42	1,35	8,20	193,00	1,50	2,10		
7	15,99	48.618,57	23,24	1,81	8,20	194,71	1,50	2,10		
8	15,99	48.615,00	29,27	2,28	8,20	196,33	1,63	1,40		
9	15,99	48.615,00	32,33	2,51	8,20	197,00	1,50	2,03		
10	15,99	48.612,50	33,85	2,63	8,19	198,00	1,50	2,33		
11	15,97	48.596,67	34,13	2,66	8,19	198,00	1,67	2,70		

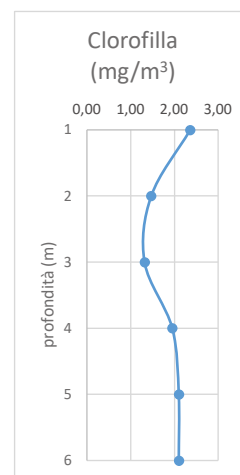
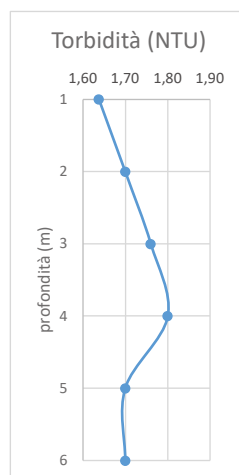
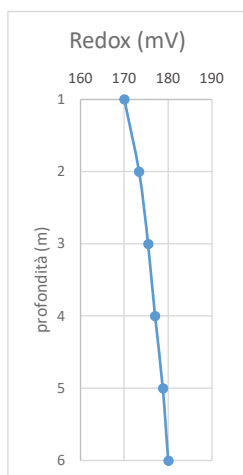
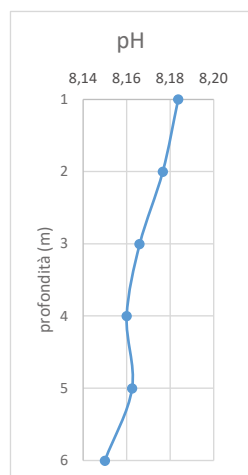
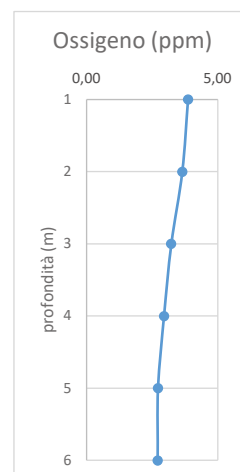
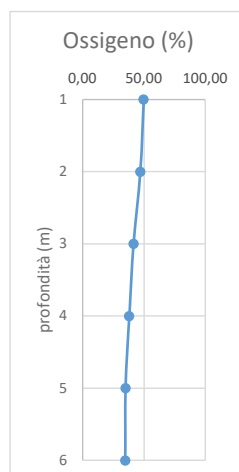
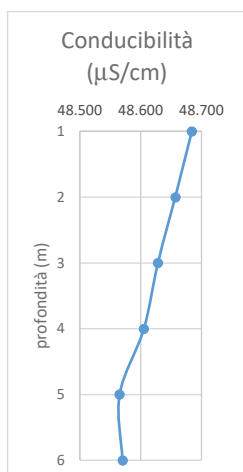
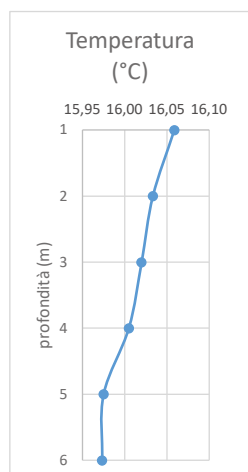


ST08 – 06/12/2018 9:30										
Profondità	Temperatura	Conducibilità	Ossigeno	Ossigeno	pH	Potenziale Red-ox	Torbidità	Clorofilla 'a'	direzione corrente	velocità corrente
m	°C	μS/cm	%	ppm	-	mV	NTU	mg/m ³	-	m/s
1	15,68	31.656,18	28,64	2,53	8,28	149,12	1,69	2,12	S	0,3
2	15,89	48.414,29	7,47	0,58	8,23	186,29	1,06	2,30		
3	15,99	48.527,27	25,15	1,96	8,23	192,09	1,33	1,72		
4	16,04	48.671,67	30,87	2,40	8,22	196,83	1,65	2,28		
5	16,05	48.686,00	38,14	2,96	8,21	198,80	1,70	1,52		
6	16,06	48.690,00	40,76	3,17	8,20	201,40	1,78	1,84		
7	16,05	48.686,67	42,13	3,27	8,20	202,00	1,85	2,30		
8	16,04	48.668,75	39,55	3,07	8,20	202,63	1,70	2,11		
9	16,02	48.653,33	37,35	2,90	8,19	203,67	1,60	2,12		
10	16,00	48.630,00	34,80	2,71	8,18	205,60	1,86	2,30		

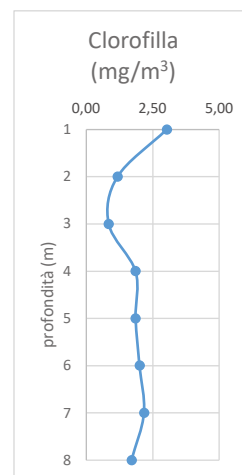
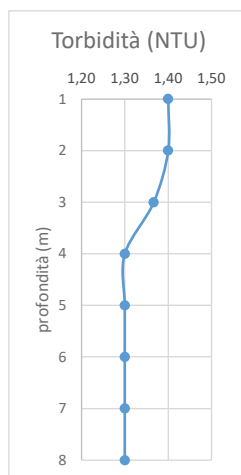
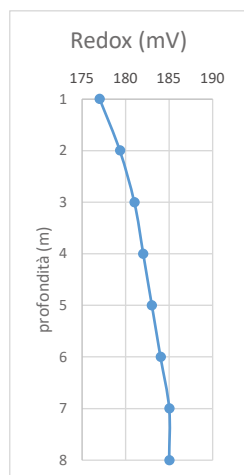
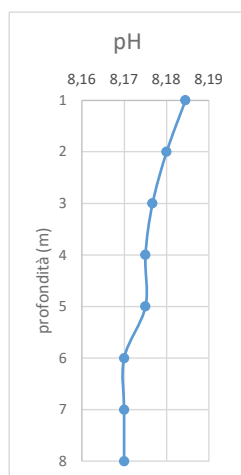
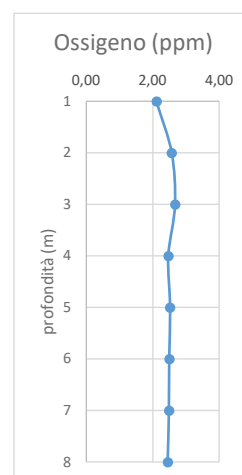
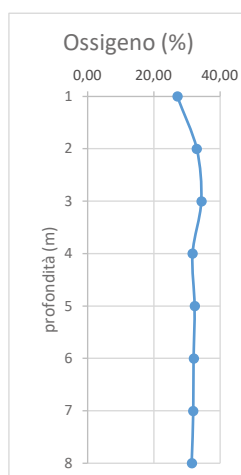
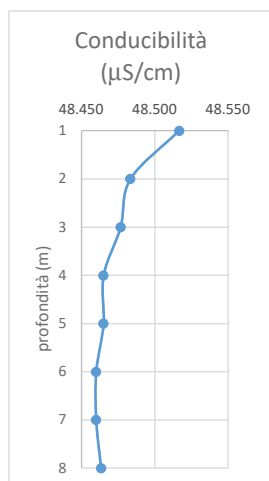
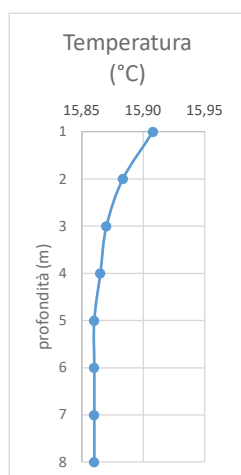




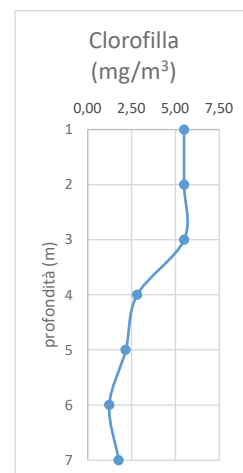
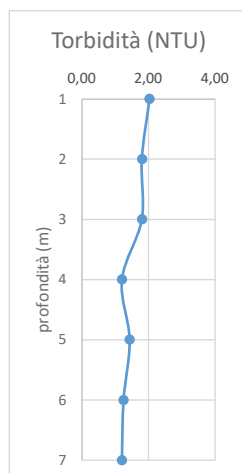
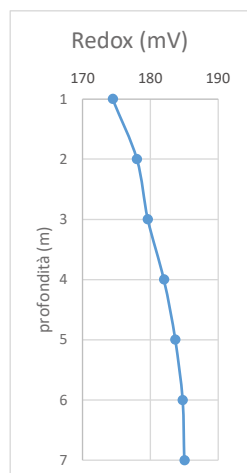
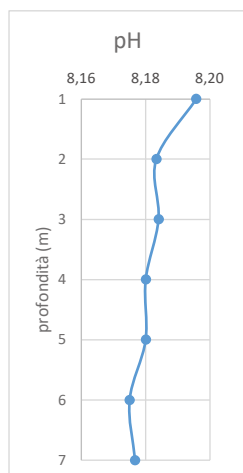
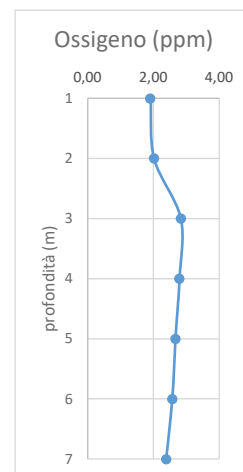
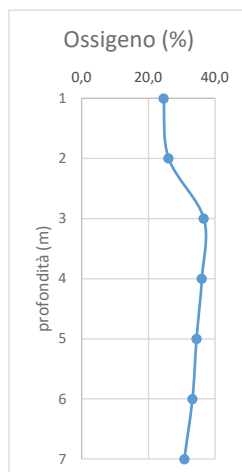
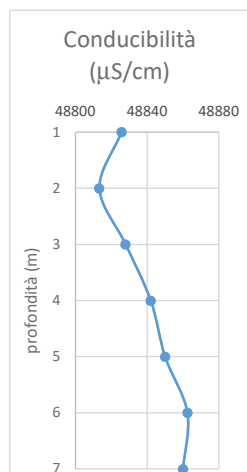
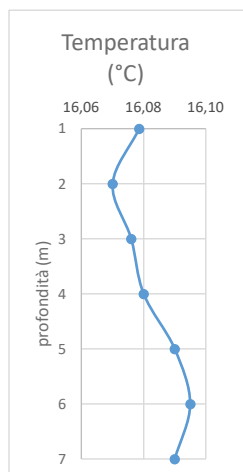
ST02 – 06/12/2018 13:40										
Profondità	Temperatura	Conducibilità	Ossigeno	Ossigeno	pH	Potenziale Red-ox	Torbidità	Clorofilla 'a'	direzione corrente	velocità corrente
m	°C	μS/cm	%	ppm	-	mV	NTU	mg/m ³	-	m/s
1	16,06	48.683,75	49,86	3,87	8,18	170,00	1,64	2,36	S	0,3
2	16,03	48.656,67	47,07	3,65	8,18	173,33	1,70	1,47		
3	16,02	48.628,00	41,54	3,23	8,17	175,40	1,76	1,32		
4	16,01	48.605,00	38,00	2,96	8,16	177,00	1,80	1,95		
5	15,98	48.565,00	35,00	2,73	8,16	178,75	1,70	2,10		
6	15,97	48.570,00	34,87	2,71	8,15	180,00	1,70	2,10		



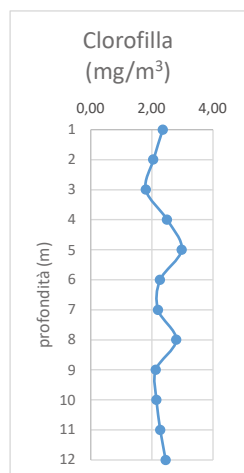
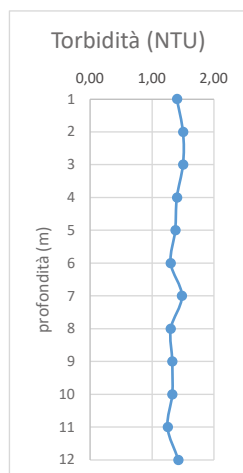
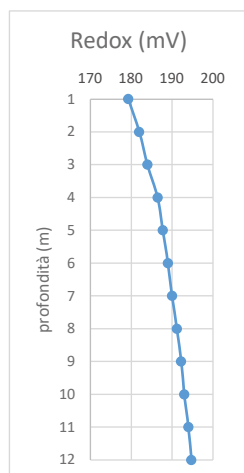
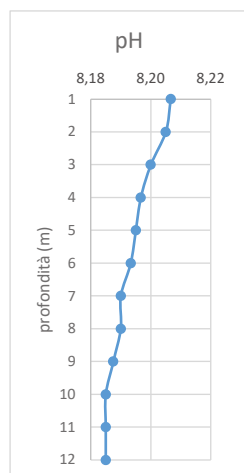
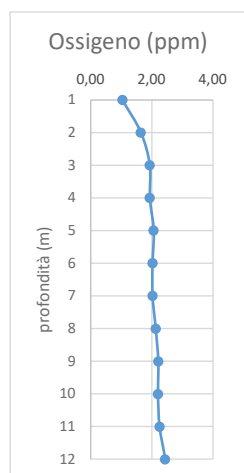
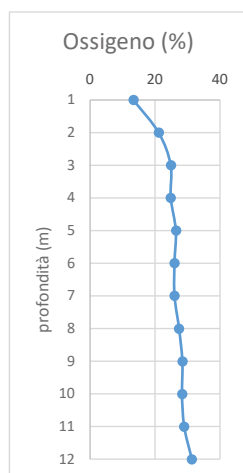
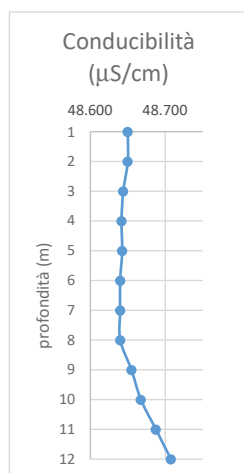
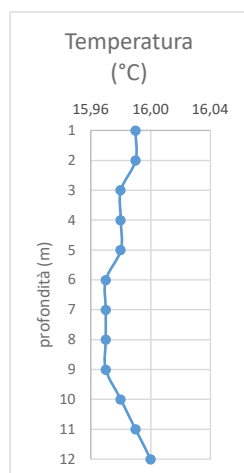
ST03 – 06/12/2018 13:10										
Profondità	Temperatura	Conducibilità	Ossigeno	Ossigeno	pH	Potenziale Red-ox	Torbidità	Clorofilla 'a'	direzione corrente	velocità corrente
m	°C	μS/cm	%	ppm	-	mV	NTU	mg/m ³	-	m/s
1	15,91	48.516,67	27,04	2,11	8,18	177,00	1,40	3,02	S	0,3
2	15,88	48.483,33	32,90	2,57	8,18	179,33	1,40	1,17		
3	15,87	48.476,67	34,30	2,67	8,18	181,00	1,37	0,83		
4	15,87	48.465,00	31,65	2,47	8,18	182,00	1,30	1,85		
5	15,86	48.465,00	32,30	2,52	8,18	183,00	1,30	1,85		
6	15,86	48.460,00	32,00	2,49	8,17	184,00	1,30	2,00		
7	15,86	48.460,00	31,83	2,48	8,17	185,00	1,30	2,17		
8	15,86	48.463,33	31,40	2,45	8,17	185,00	1,30	1,70		



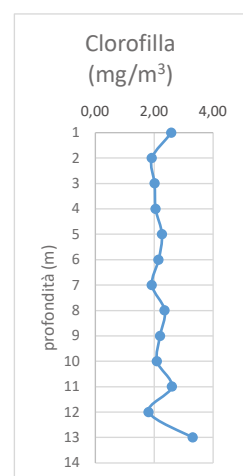
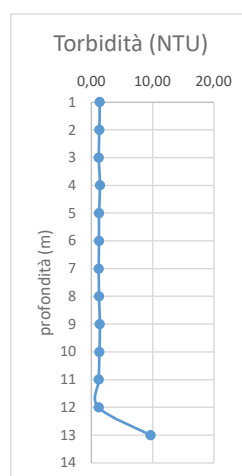
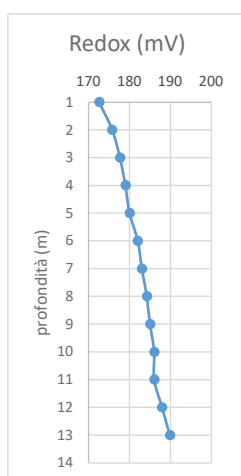
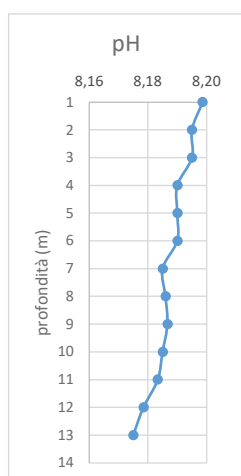
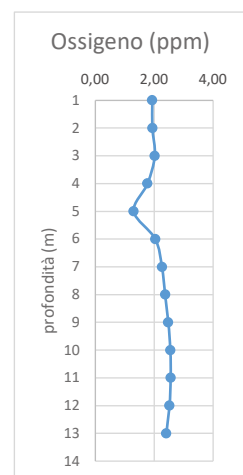
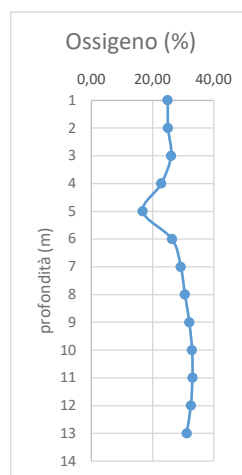
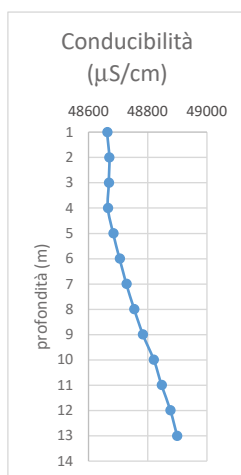
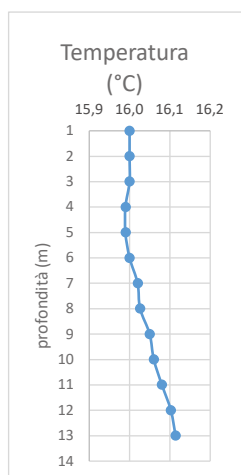
ST04 – 06/12/2018 13:20										
Profondità	Temperatura	Conducibilità	Ossigeno	Ossigeno	pH	Potenziale Red-ox	Torbidità	Clorofilla 'a'	direzione corrente	velocità corrente
m	°C	μS/cm	%	ppm	-	mV	NTU	mg/m ³	-	m/s
1	16,08	48.825,71	24,54	1,90	8,20	174,43	2,03	5,50	S	0,3
2	16,07	48.813,33	26,03	2,02	8,18	178,00	1,80	5,50		
3	16,08	48.828,00	36,60	2,83	8,18	179,60	1,80	5,50		
4	16,08	48.842,00	36,00	2,79	8,18	182,00	1,20	2,82		
5	16,09	48.850,00	34,43	2,67	8,18	183,67	1,43	2,17		
6	16,10	48.862,50	33,20	2,58	8,18	184,75	1,25	1,23		
7	16,09	48.860,00	30,77	2,39	8,18	185,00	1,20	1,77		



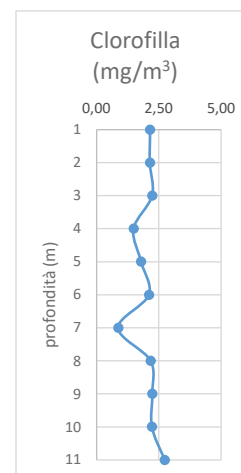
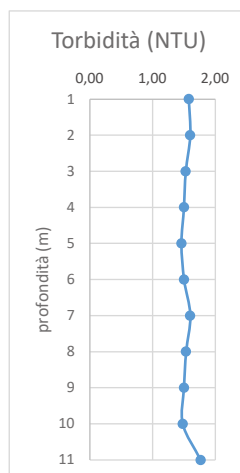
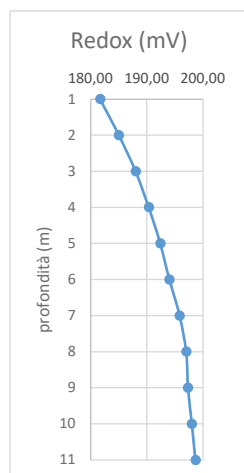
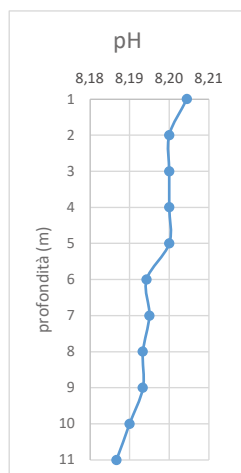
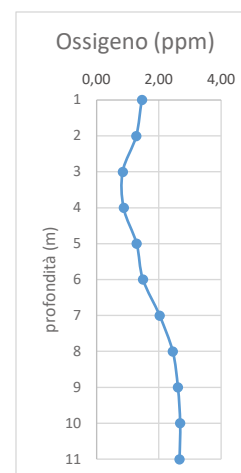
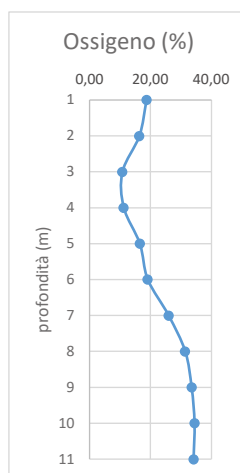
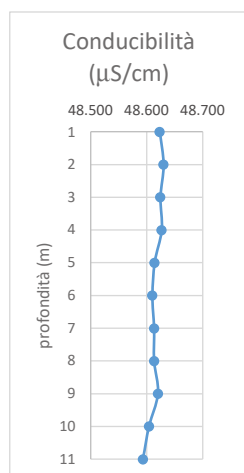
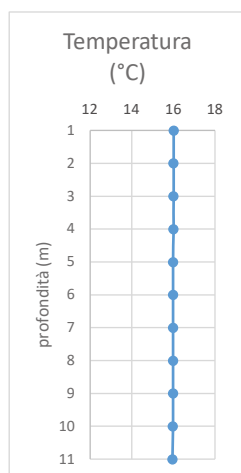
ST05 – 06/12/2018 12:50										
Profondità	Temperatura	Conducibilità	Ossigeno	Ossigeno	pH	Potenziale Red-ox	Torbidità	Clorofilla 'a'	direzione corrente	velocità corrente
m	°C	μS/cm	%	ppm	-	mV	NTU	mg/m ³	-	m/s
1	15,99	48.650,00	13,33	1,04	8,21	179,33	1,40	2,36	S	0,3
2	15,99	48.650,00	21,10	1,64	8,21	182,00	1,50	2,05		
3	15,98	48.644,00	24,82	1,93	8,20	184,00	1,50	1,80		
4	15,98	48.641,67	24,80	1,93	8,20	186,50	1,40	2,50		
5	15,98	48.642,50	26,40	2,06	8,20	187,75	1,38	2,98		
6	15,97	48.640,00	25,97	2,02	8,19	189,00	1,30	2,27		
7	15,97	48.640,00	25,96	2,02	8,19	190,00	1,48	2,20		
8	15,97	48.640,00	27,36	2,13	8,19	191,20	1,30	2,80		
9	15,97	48.655,00	28,40	2,21	8,19	192,25	1,33	2,13		
10	15,98	48.667,50	28,30	2,20	8,19	193,00	1,33	2,15		
11	15,99	48.687,50	28,93	2,25	8,19	194,00	1,25	2,28		
12	16,00	48.707,50	31,30	2,44	8,19	194,75	1,43	2,45		



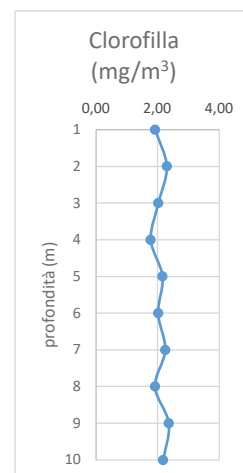
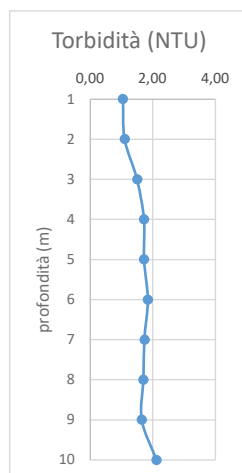
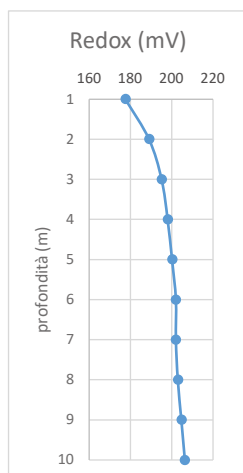
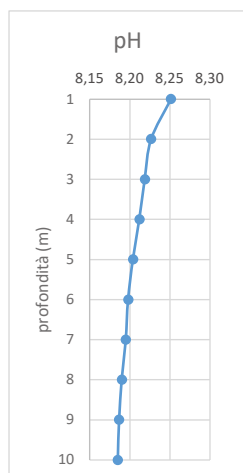
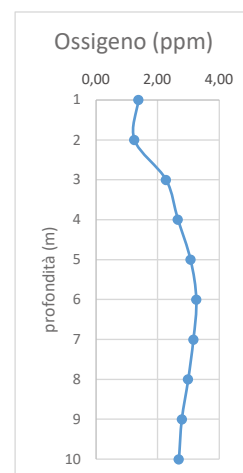
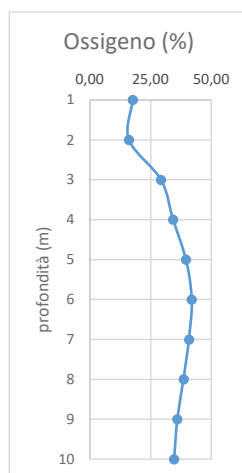
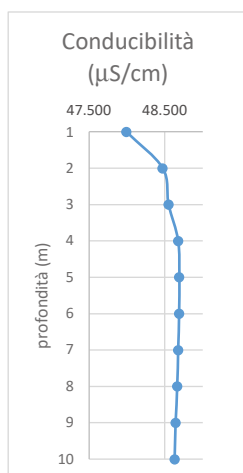
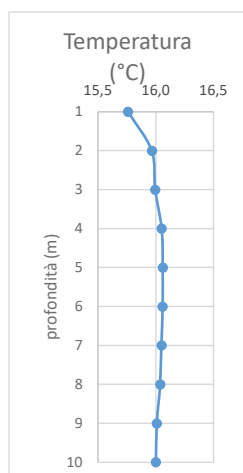
ST06 – 06/12/2018 13:00										
Profondità	Temperatura	Conducibilità	Ossigeno	Ossigeno	pH	Potenziale Red-ox	Torbidità	Clorofilla 'a'	direzione corrente	velocità corrente
m	°C	μS/cm	%	ppm	-	mV	NTU	mg/m ³	-	m/s
1	16,00	48.662,86	24,90	1,94	8,20	172,57	1,36	2,59	S	0,3
2	16,00	48.670,00	25,00	1,94	8,20	175,75	1,30	1,93		
3	16,00	48.668,33	26,00	2,02	8,20	177,67	1,20	2,02		
4	15,99	48.665,00	22,80	1,77	8,19	179,00	1,40	2,05		
5	15,99	48.683,33	16,77	1,31	8,19	180,00	1,23	2,27		
6	16,00	48.705,00	26,30	2,04	8,19	182,00	1,25	2,15		
7	16,02	48.727,50	29,20	2,27	8,19	183,00	1,20	1,93		
8	16,03	48.754,00	30,56	2,37	8,19	184,20	1,24	2,36		
9	16,05	48.783,33	31,97	2,48	8,19	185,00	1,37	2,20		
10	16,06	48.820,00	32,85	2,55	8,19	186,00	1,30	2,10		
11	16,08	48.846,67	33,00	2,56	8,18	186,00	1,20	2,60		
12	16,10	48.876,15	32,51	2,52	8,18	187,92	1,18	1,82		
13	16,11	48.899,00	31,12	2,41	8,18	189,85	9,69	3,32		



ST07 – 06/12/2018 12:40										
Profondità	Temperatura	Conducibilità	Ossigeno	Ossigeno	pH	Potenziale Red-ox	Torbidità	Clorofilla 'a'	direzione corrente	velocità corrente
m	°C	μS/cm	%	ppm	-	mV	NTU	mg/m ³	-	m/s
1	16,02	48.623,33	18,69	1,45	8,20	181,67	1,58	2,14	S	0,3
2	16,01	48.630,00	16,33	1,27	8,20	185,00	1,60	2,13		
3	16,01	48.624,29	10,74	0,84	8,20	188,00	1,53	2,23		
4	16,01	48.626,67	11,17	0,87	8,20	190,33	1,50	1,48		
5	15,99	48.614,00	16,50	1,28	8,20	192,40	1,46	1,78		
6	15,99	48.610,00	19,07	1,49	8,19	194,00	1,50	2,10		
7	15,99	48.613,33	25,97	2,02	8,20	195,83	1,60	0,87		
8	15,99	48.613,33	31,37	2,44	8,19	197,00	1,53	2,17		
9	15,99	48.620,00	33,53	2,61	8,19	197,33	1,50	2,23		
10	15,98	48.604,00	34,48	2,68	8,19	198,00	1,48	2,22		
11	15,96	48.593,33	34,13	2,66	8,19	198,67	1,77	2,73		

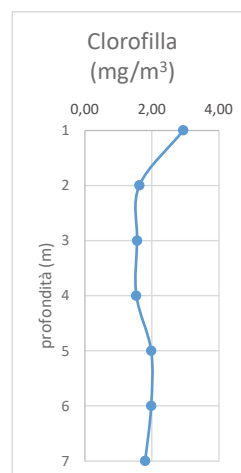
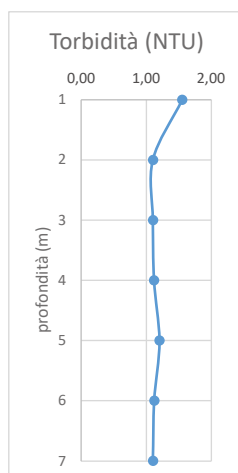
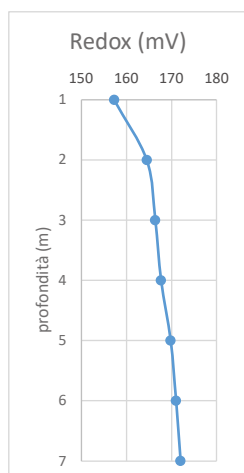
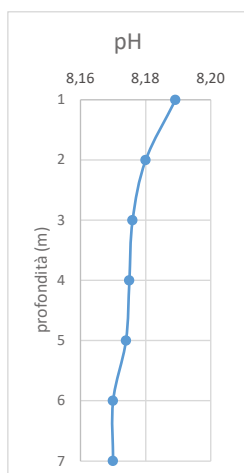
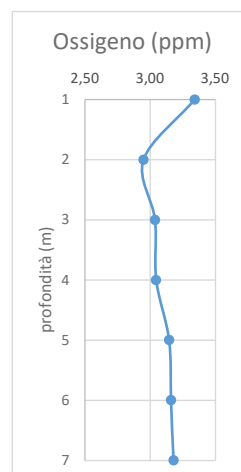
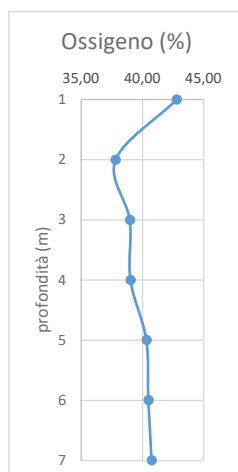
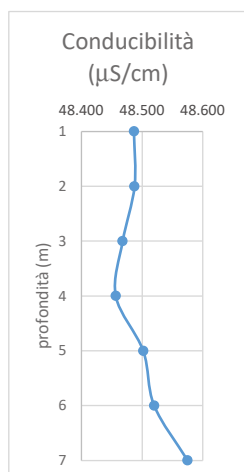
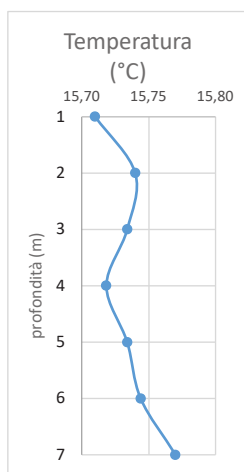


ST08 – 06/12/2018 12:30										
Profondità	Temperatura	Conducibilità	Ossigeno	Ossigeno	pH	Potenziale Red-ox	Torbidità	Clorofilla 'a'	direzione corrente	velocità corrente
m	°C	μS/cm	%	ppm	-	mV	NTU	mg/m ³	-	m/s
1	15,76	47.993,04	17,60	1,38	8,25	177,52	1,04	1,92	S	0,3
2	15,97	48.471,67	16,07	1,25	8,23	189,00	1,10	2,30		
3	15,99	48.551,25	29,26	2,28	8,22	195,13	1,50	2,03		
4	16,05	48.678,00	34,26	2,66	8,21	198,00	1,72	1,78		
5	16,06	48.692,00	39,54	3,07	8,20	200,20	1,72	2,16		
6	16,06	48.690,00	41,92	3,26	8,20	202,00	1,84	2,02		
7	16,05	48.676,67	40,77	3,17	8,20	202,00	1,73	2,25		
8	16,04	48.665,00	38,55	3,00	8,19	203,00	1,70	1,92		
9	16,01	48.643,33	35,97	2,79	8,19	204,67	1,65	2,37		
10	16,00	48.630,00	34,63	2,69	8,19	206,33	2,12	2,18		

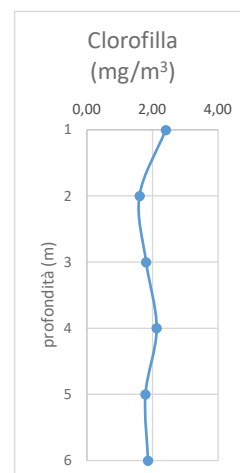
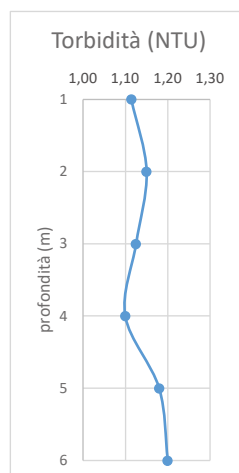
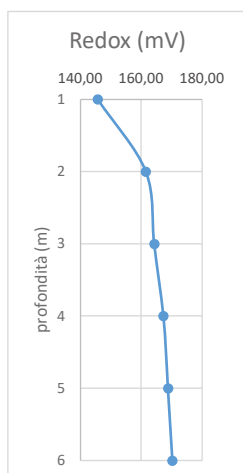
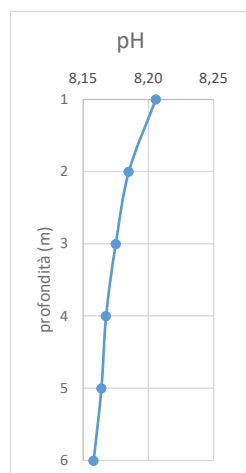
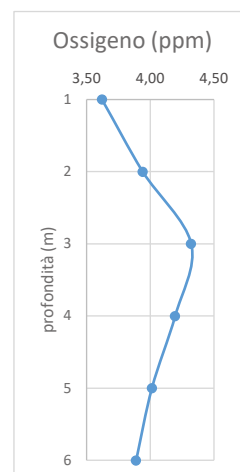
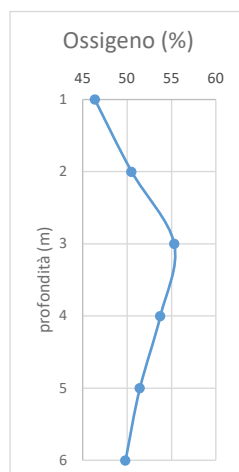
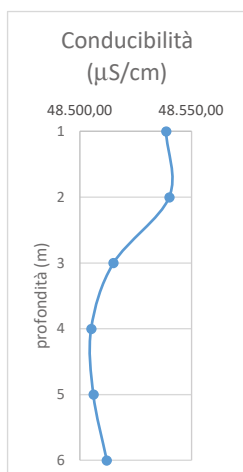
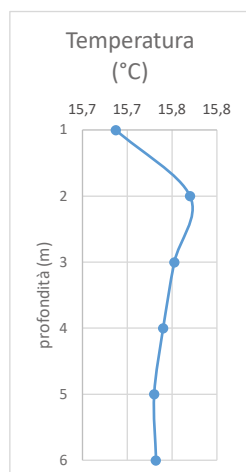


ST01 – 07/12/2018 10:30

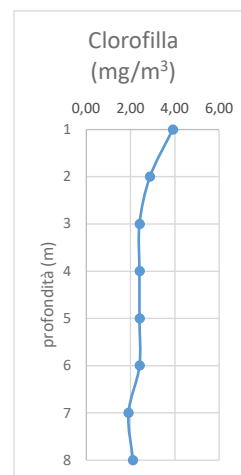
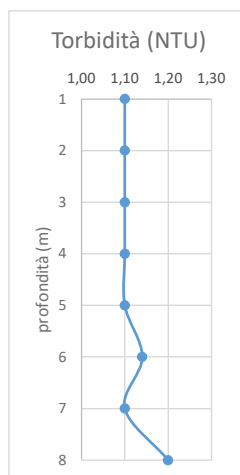
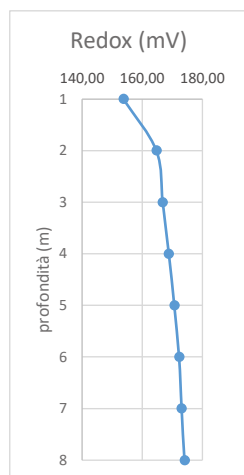
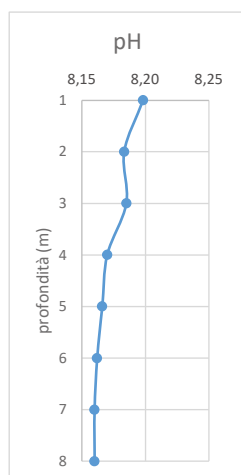
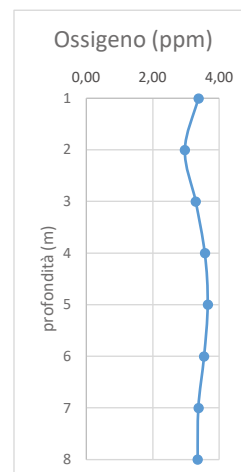
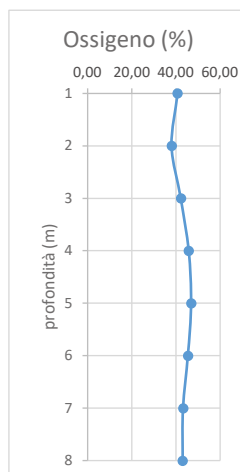
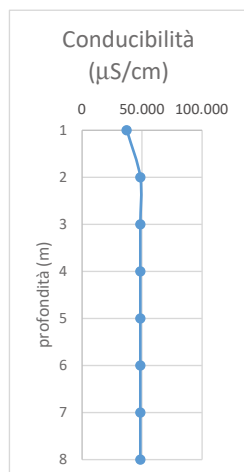
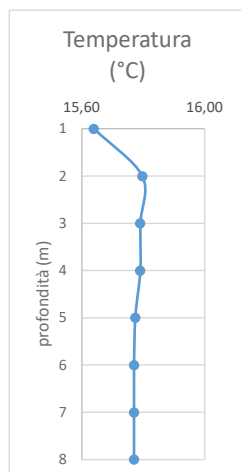
Profondità	Temperatura	Conducibilità	Ossigeno	Ossigeno	pH	Potenziale Red-ox	Torbidità	Clorofilla 'a'	direzione corrente	velocità corrente
m	°C	μS/cm	%	ppm	-	mV	NTU	mg/m ³	-	m/s
1	15,71	48.486,67	42,80	3,34	8,19	157,25	1,55	2,93	N	0,1
2	15,74	48.487,50	37,80	2,95	8,18	164,50	1,10	1,63		
3	15,73	48.468,00	38,96	3,04	8,18	166,40	1,10	1,56		
4	15,72	48.456,67	39,02	3,05	8,18	167,67	1,12	1,53		
5	15,73	48.502,00	40,32	3,15	8,17	169,80	1,20	1,98		
6	15,74	48.520,00	40,48	3,16	8,17	171,00	1,12	1,98		
7	15,77	48.575,00	40,75	3,18	8,17	172,00	1,10	1,80		



ST02 – 07/12/2018 10:40										
Profondità	Temperatura	Conducibilità	Ossigeno	Ossigeno	pH	Potenziale Red-ox	Torbidità	Clorofilla 'a'	direzione corrente	velocità corrente
m	°C	μS/cm	%	ppm	-	mV	NTU	mg/m ³	-	m/s
1	15,69	48.538,57	46,39	3,62	8,21	145,71	1,11	2,40	N	0,1
2	15,77	48.540,00	50,50	3,94	8,19	161,50	1,15	1,60		
3	15,75	48.515,00	55,33	4,32	8,18	164,25	1,13	1,80		
4	15,74	48.505,00	53,75	4,20	8,17	167,25	1,10	2,13		
5	15,73	48.506,00	51,44	4,01	8,16	168,80	1,18	1,78		
6	15,73	48.512,00	49,82	3,89	8,16	170,20	1,20	1,86		

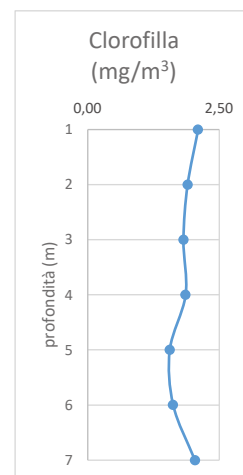
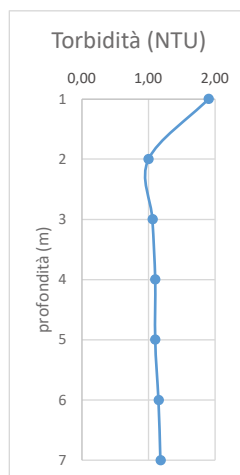
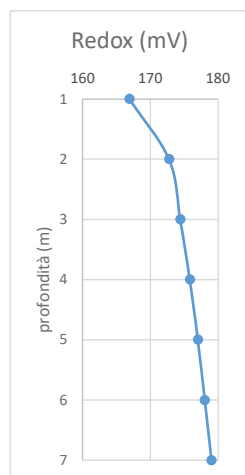
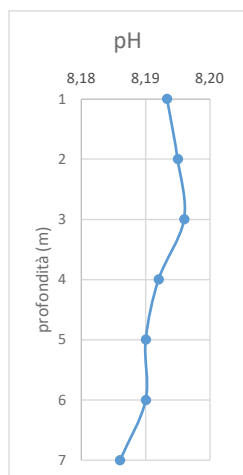
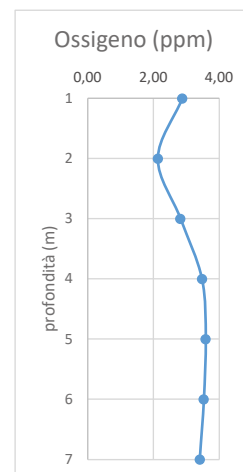
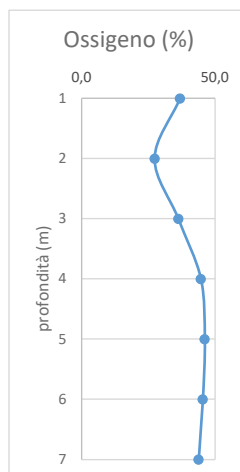
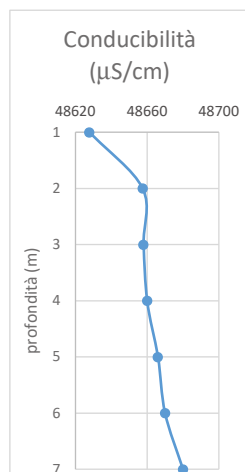
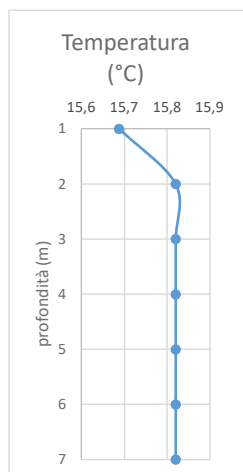


ST03 - 07/12/2018 10:10										
Profondità	Temperatura	Conducibilità	Ossigeno	Ossigeno	pH	Potenziale Red-ox	Torbidità	Clorofilla 'a'	direzione corrente	velocità corrente
m	°C	μS/cm	%	ppm	-	mV	NTU	mg/m ³	-	m/s
1	15,64	37.284,45	40,66	3,37	8,20	153,73	1,10	3,90	N	0,1
2	15,80	48.610,00	38,00	2,96	8,18	164,67	1,10	2,87		
3	15,79	48.610,00	42,20	3,29	8,19	166,75	1,10	2,40		
4	15,79	48.597,50	45,73	3,57	8,17	168,75	1,10	2,40		
5	15,77	48.588,00	46,86	3,65	8,17	170,60	1,10	2,40		
6	15,77	48.590,00	45,42	3,54	8,16	172,20	1,14	2,40		
7	15,77	48.603,33	43,20	3,37	8,16	173,00	1,10	1,90		
8	15,77	48.600,00	42,97	3,35	8,16	174,00	1,20	2,10		

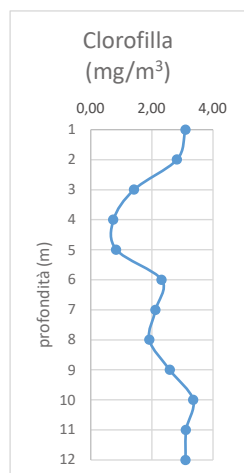
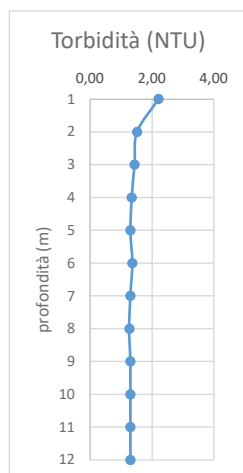
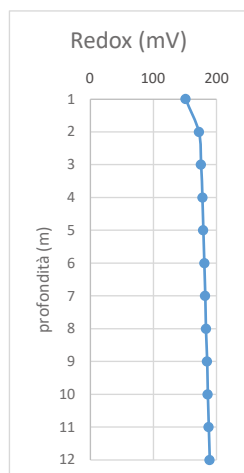
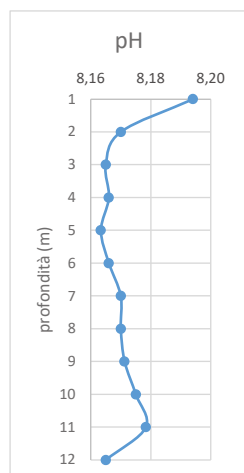
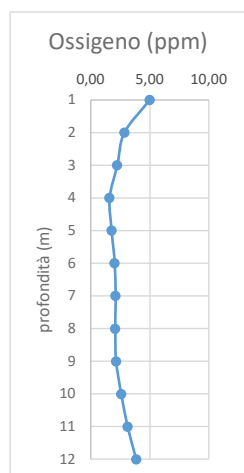
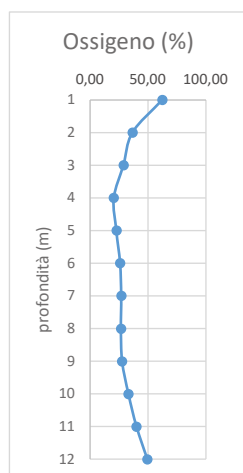
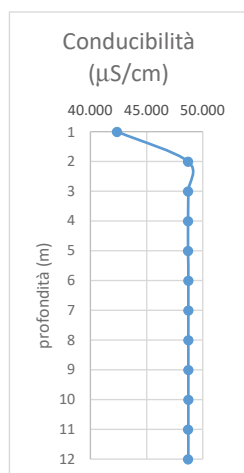
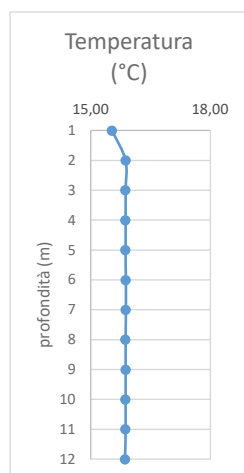


ST04 - 07/12/2018 10:20

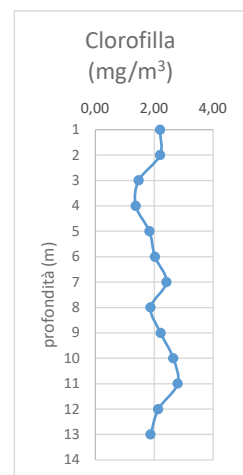
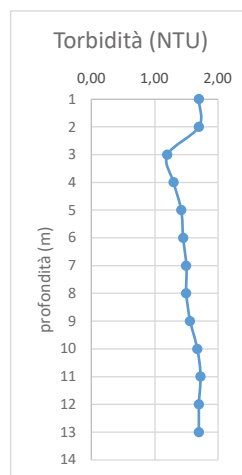
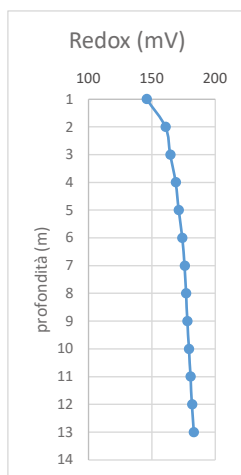
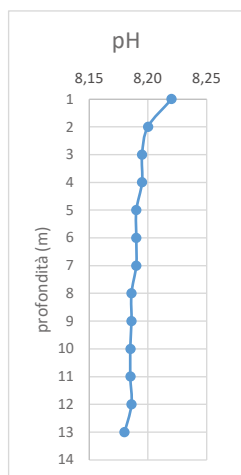
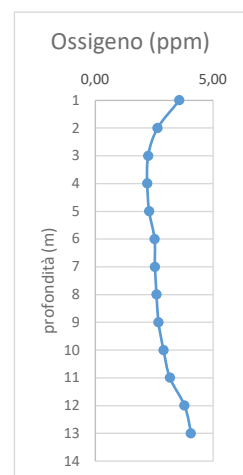
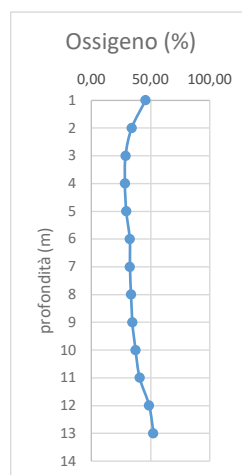
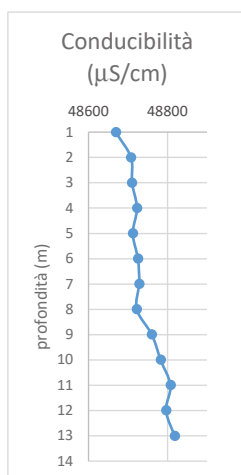
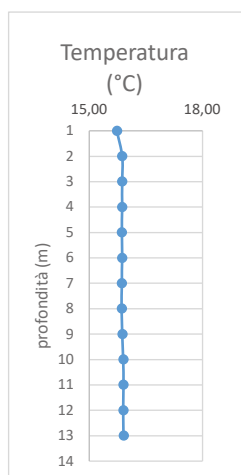
Profondità	Temperatura	Conducibilità	Ossigeno	Ossigeno	pH	Potenziale Red-ox	Torbidità	Clorofilla 'a'	direzione corrente	velocità corrente
m	°C	μS/cm	%	ppm	-	mV	NTU	mg/m ³	-	m/s
1	15,69	48.627,78	36,87	2,88	8,19	166,89	1,90	2,10	N	0,1
2	15,82	48.657,50	27,35	2,13	8,20	172,75	1,00	1,90		
3	15,82	48.658,00	36,22	2,82	8,20	174,40	1,06	1,82		
4	15,82	48.660,00	44,66	3,48	8,19	175,80	1,10	1,86		
5	15,82	48.666,00	46,08	3,59	8,19	177,00	1,10	1,56		
6	15,82	48.670,00	45,35	3,53	8,19	178,00	1,15	1,63		
7	15,82	48.680,00	43,82	3,41	8,19	179,00	1,18	2,04		



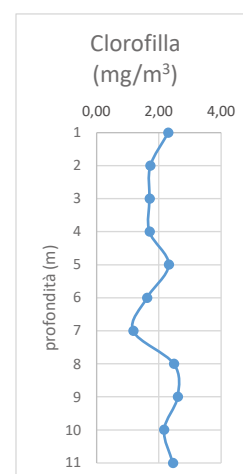
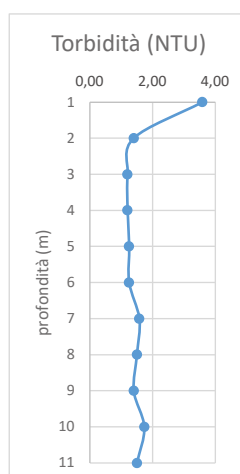
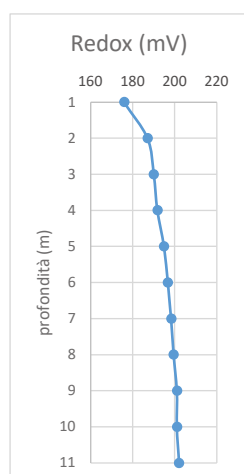
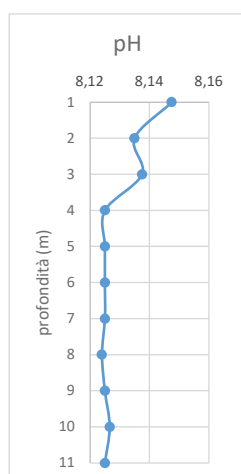
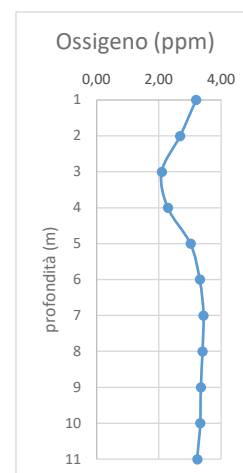
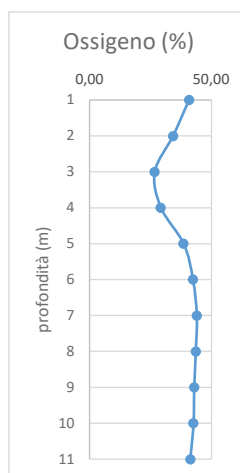
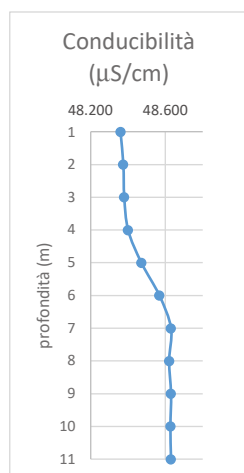
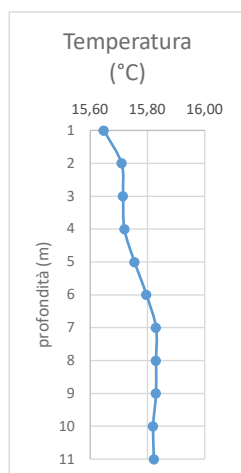
ST05 - 07/12/2018 9:50										
Profondità	Temperatura	Conducibilità	Ossigeno	Ossigeno	pH	Potenziale Red-ox	Torbidità	Clorofilla 'a'	direzione corrente	velocità corrente
m	°C	μS/cm	%	ppm	-	mV	NTU	mg/m ³	-	m/s
1	15,53	42.388,00	62,20	4,99	8,19	151,00	2,20	3,10	N	0,1
2	15,88	48.700,00	36,53	2,84	8,17	172,00	1,52	2,82		
3	15,87	48.706,67	28,80	2,24	8,17	175,50	1,43	1,42		
4	15,87	48.700,00	20,44	1,59	8,17	177,60	1,34	0,74		
5	15,87	48.700,00	22,67	1,77	8,16	179,00	1,30	0,83		
6	15,88	48.724,00	25,94	2,02	8,17	180,80	1,36	2,32		
7	15,88	48.724,00	26,90	2,10	8,17	182,00	1,30	2,12		
8	15,87	48.720,00	26,62	2,07	8,17	183,20	1,26	1,92		
9	15,87	48.721,25	27,55	2,15	8,17	185,13	1,30	2,59		
10	15,87	48.720,00	33,10	2,58	8,18	186,00	1,30	3,35		
11	15,87	48.715,00	40,05	3,12	8,18	187,67	1,30	3,12		
12	15,86	48.712,50	49,40	3,85	8,17	189,00	1,30	3,10		



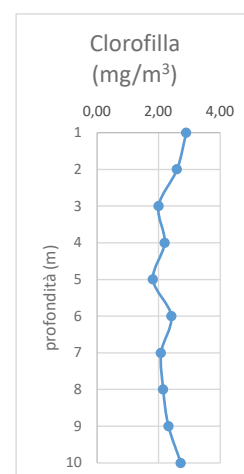
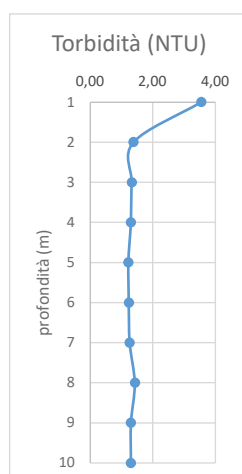
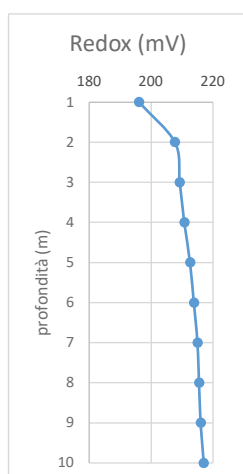
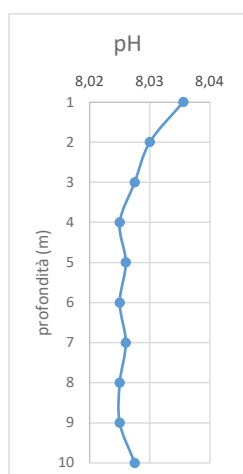
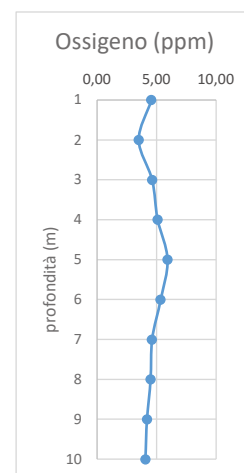
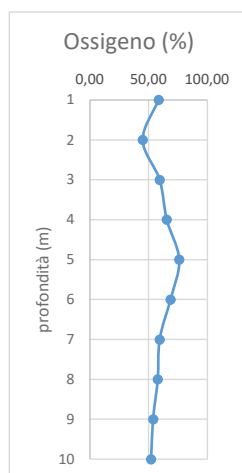
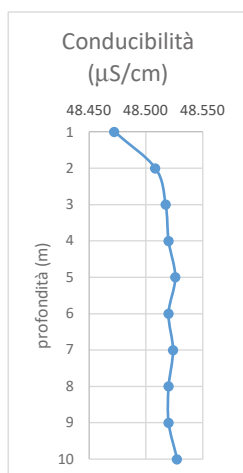
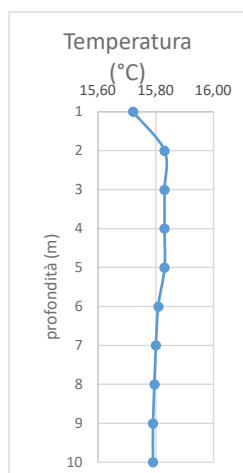
ST06 - 07/12/2018 10:00										
Profondità	Temperatura	Conducibilità	Ossigeno	Ossigeno	pH	Potenziale Red-ox	Torbidità	Clorofilla 'a'	direzione corrente	velocità corrente
m	°C	μS/cm	%	ppm	-	mV	NTU	mg/m ³	-	m/s
1	15,73	48.669,00	45,70	3,57	8,22	145,90	1,70	2,20	N	0,1
2	15,87	48.707,50	34,03	2,65	8,20	160,75	1,70	2,20		
3	15,87	48.710,00	28,80	2,25	8,20	164,50	1,20	1,48		
4	15,87	48.722,50	28,30	2,21	8,20	168,75	1,30	1,38		
5	15,86	48.712,00	29,38	2,29	8,19	171,20	1,42	1,84		
6	15,87	48.725,00	32,40	2,52	8,19	174,00	1,45	2,03		
7	15,86	48.728,00	32,50	2,53	8,19	175,80	1,50	2,42		
8	15,86	48.722,00	33,48	2,60	8,19	177,00	1,50	1,88		
9	15,88	48.760,00	34,50	2,69	8,19	178,00	1,56	2,22		
10	15,90	48.782,50	37,30	2,90	8,19	179,25	1,68	2,65		
11	15,91	48.807,50	40,80	3,17	8,19	180,50	1,73	2,80		
12	15,90	48.796,00	48,76	3,79	8,19	181,60	1,70	2,14		
13	15,91	48.818,00	52,26	4,06	8,18	183,00	1,70	1,88		



ST07 – 07/12/2018 9:40										
Profondità	Temperatura	Conducibilità	Ossigeno	Ossigeno	pH	Potenziale Red-ox	Torbidità	Clorofilla 'a'	direzione corrente	velocità corrente
m	°C	μS/cm	%	ppm	-	mV	NTU	mg/m ³	-	m/s
1	15,65	48.360,00	40,85	3,19	8,15	175,83	3,58	2,30	N	0,1
2	15,71	48.375,00	34,28	2,68	8,14	187,00	1,40	1,73		
3	15,72	48.380,00	26,75	2,09	8,14	190,00	1,20	1,70		
4	15,72	48.400,00	29,20	2,28	8,13	191,75	1,20	1,70		
5	15,76	48.471,67	38,57	3,01	8,13	194,83	1,25	2,32		
6	15,80	48.568,33	42,47	3,31	8,13	196,67	1,25	1,62		
7	15,83	48.630,00	44,00	3,43	8,13	198,25	1,58	1,18		
8	15,83	48.620,00	43,60	3,40	8,12	199,40	1,50	2,48		
9	15,83	48.630,00	42,95	3,35	8,13	201,00	1,40	2,60		
10	15,82	48.626,67	42,63	3,32	8,13	201,00	1,73	2,17		
11	15,82	48.630,00	41,40	3,23	8,13	202,00	1,50	2,45		

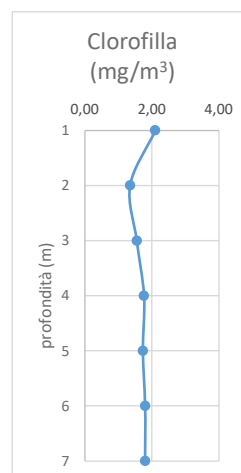
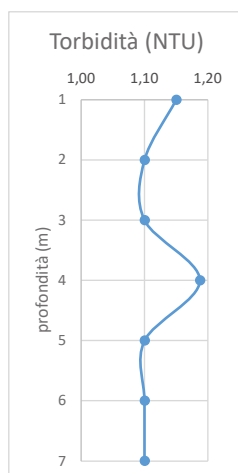
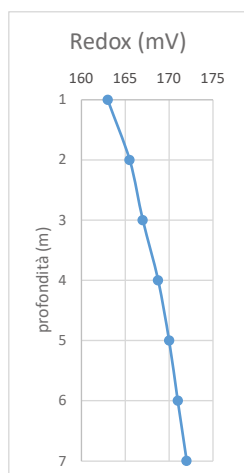
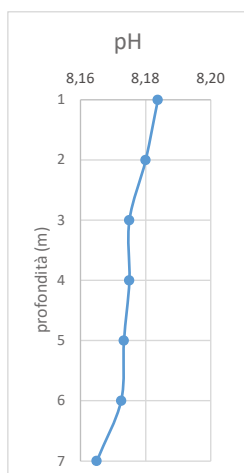
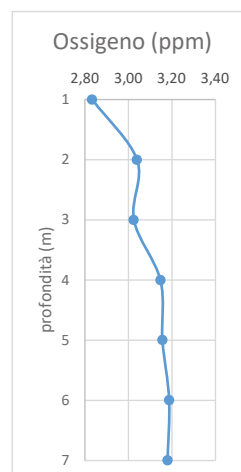
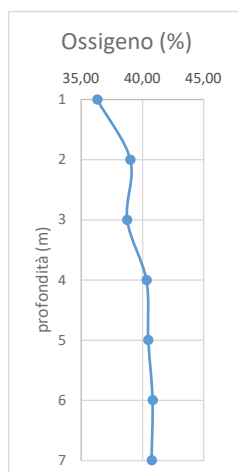
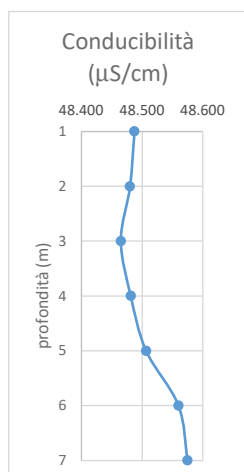
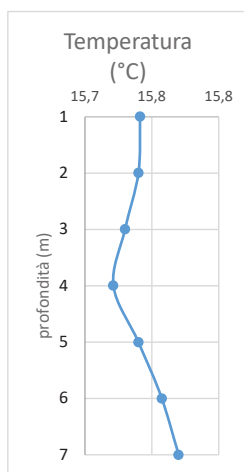


ST08 – 07/12/2018 9:30										
Profondità	Temperatura	Conducibilità	Ossigeno	Ossigeno	pH	Potenziale Red-ox	Torbidità	Clorofilla 'a'	direzione corrente	velocità corrente
m	°C	μS/cm	%	ppm	-	mV	NTU	mg/m ³	-	m/s
1	15,72	48.472,22	58,49	4,57	8,04	196,11	3,54	2,90	N	0,1
2	15,83	48.508,33	45,00	3,51	8,03	207,67	1,38	2,60		
3	15,83	48.517,50	59,45	4,64	8,03	209,25	1,33	2,00		
4	15,83	48.520,00	65,45	5,10	8,03	210,75	1,30	2,20		
5	15,83	48.526,00	76,06	5,93	8,03	212,60	1,22	1,82		
6	15,81	48.520,00	68,63	5,35	8,03	213,83	1,23	2,42		
7	15,80	48.524,00	59,36	4,63	8,03	215,00	1,26	2,08		
8	15,80	48.520,00	57,75	4,51	8,03	215,50	1,43	2,15		
9	15,79	48.520,00	53,88	4,20	8,03	216,00	1,30	2,33		
10	15,79	48.527,50	52,10	4,07	8,03	217,00	1,30	2,73		

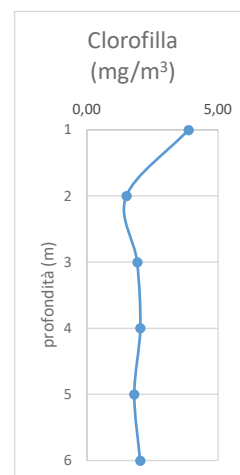
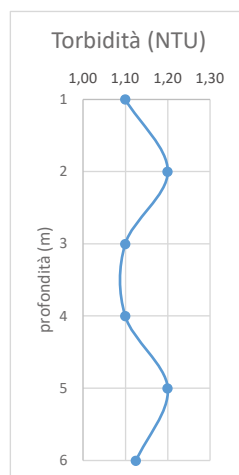
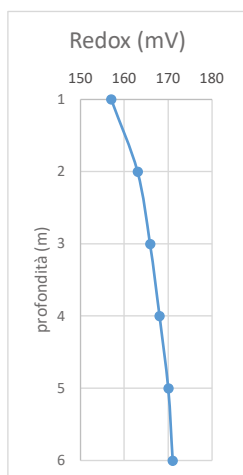
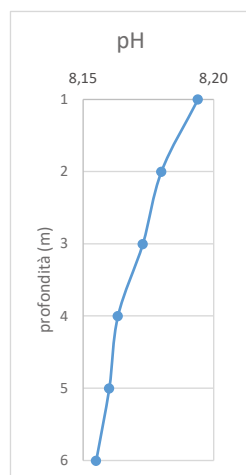
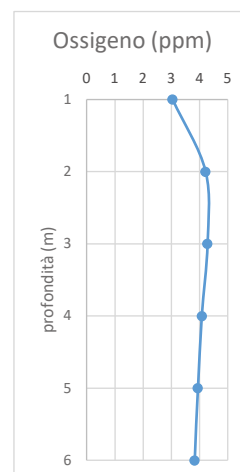
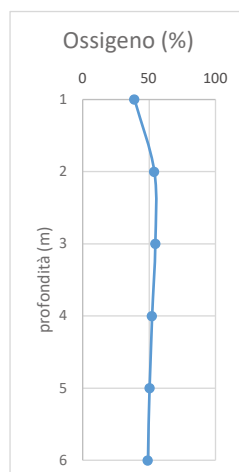
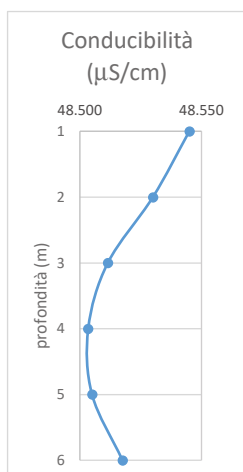
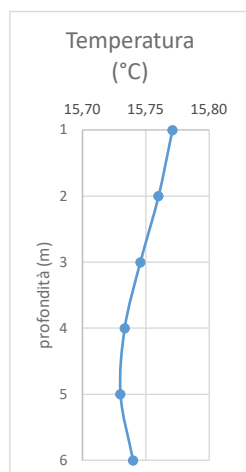


ST01 - 07/12/2018 13:30

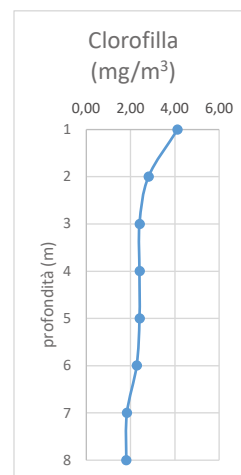
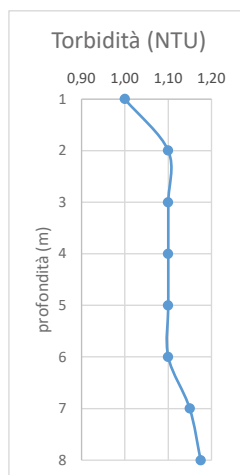
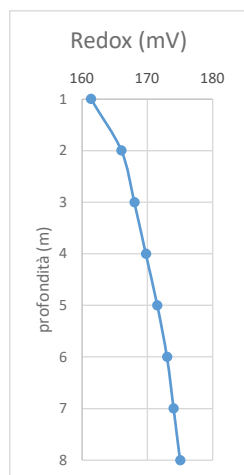
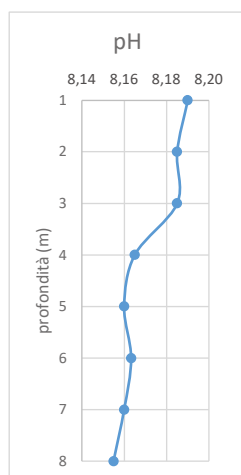
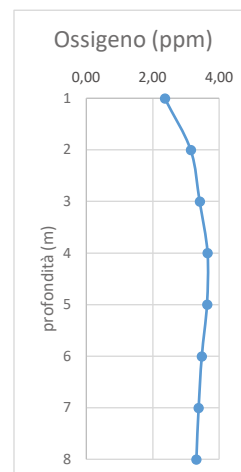
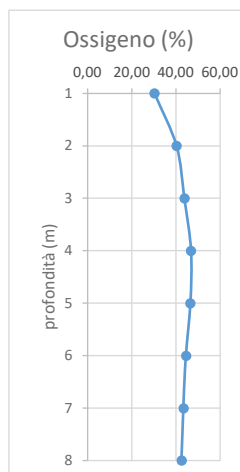
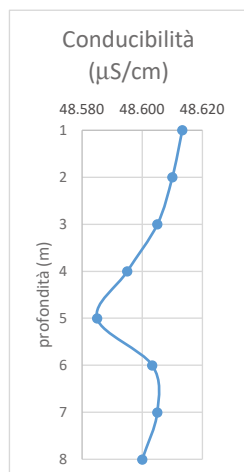
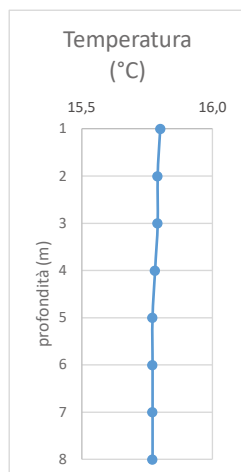
Profondità	Temperatura	Conducibilità	Ossigeno	Ossigeno	pH	Potenziale Red-ox	Torbidità	Clorofilla 'a'	direzione corrente	velocità corrente
m	°C	μS/cm	%	ppm	-	mV	NTU	mg/m ³	-	m/s
1	15,74	48.487,50	36,30	2,83	8,18	163,00	1,15	2,10	N	0,1
2	15,74	48.480,00	39,00	3,04	8,18	165,50	1,10	1,35		
3	15,73	48.465,00	38,75	3,03	8,18	167,00	1,10	1,55		
4	15,72	48.481,25	40,33	3,15	8,18	168,75	1,19	1,76		
5	15,74	48.506,67	40,47	3,16	8,17	170,00	1,10	1,73		
6	15,76	48.560,00	40,83	3,19	8,17	171,00	1,10	1,80		
7	15,77	48.575,00	40,75	3,18	8,17	172,00	1,10	1,80		



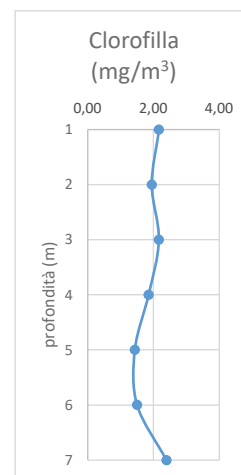
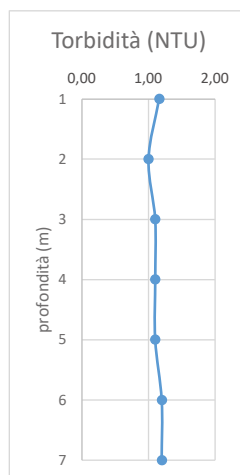
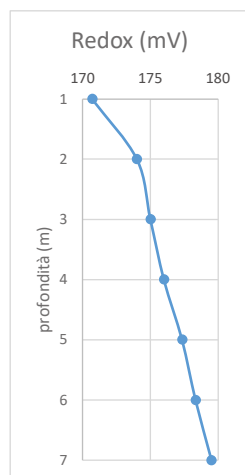
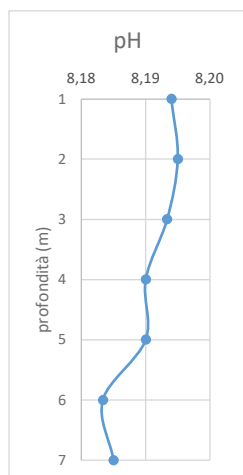
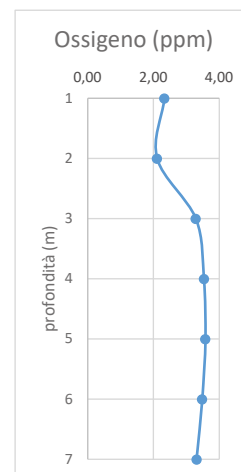
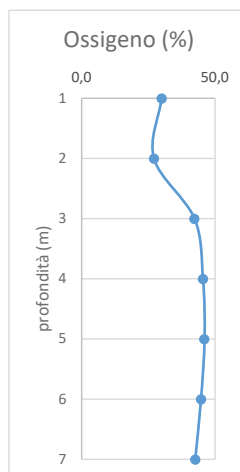
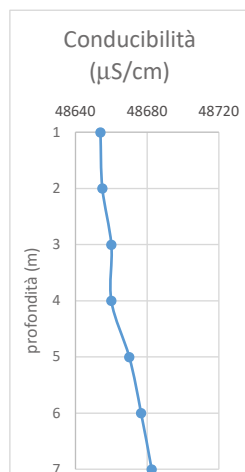
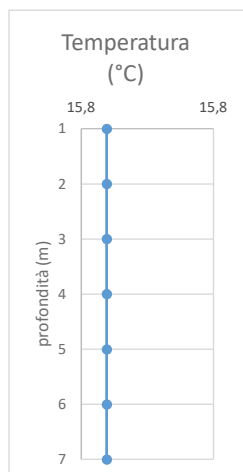
ST02 – 07/12/2018 13:40										
Profondità	Temperatura	Conducibilità	Ossigeno	Ossigeno	pH	Potenziale Red-ox	Torbidità	Clorofilla 'a'	direzione corrente	velocità corrente
m	°C	μS/cm	%	ppm	-	mV	NTU	mg/m ³	-	m/s
1	15,77	48.545,00	39,06	3,05	8,19	157,00	1,10	3,87	N	0,1
2	15,76	48.530,00	53,97	4,21	8,18	163,00	1,20	1,50		
3	15,75	48.511,43	54,80	4,28	8,17	165,86	1,10	1,91		
4	15,73	48.503,33	52,27	4,08	8,16	168,00	1,10	2,03		
5	15,73	48.505,00	50,50	3,94	8,16	170,00	1,20	1,80		
6	15,74	48.517,50	49,08	3,83	8,16	171,00	1,13	2,03		



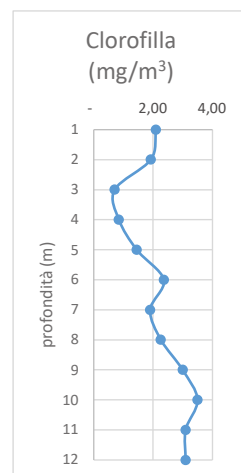
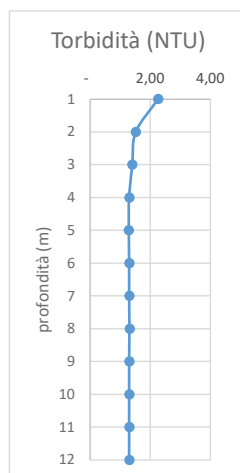
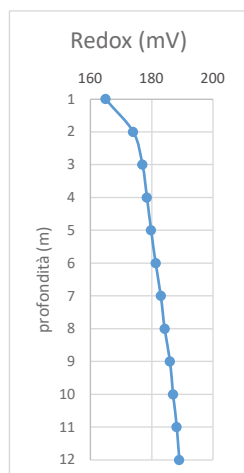
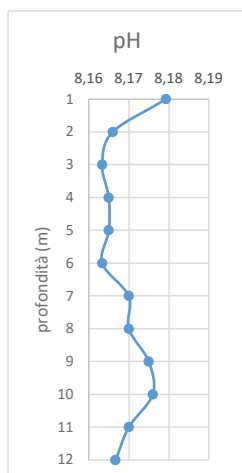
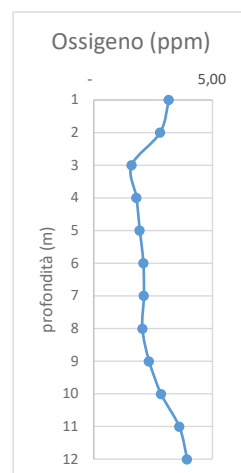
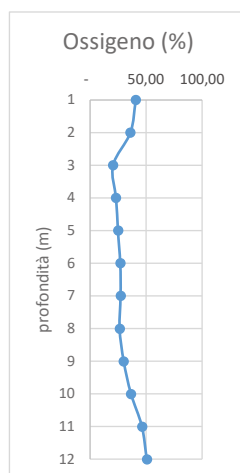
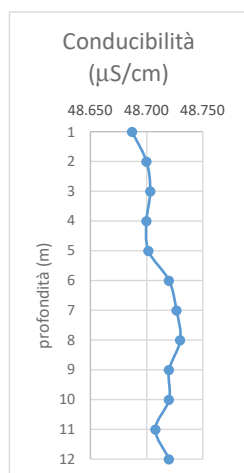
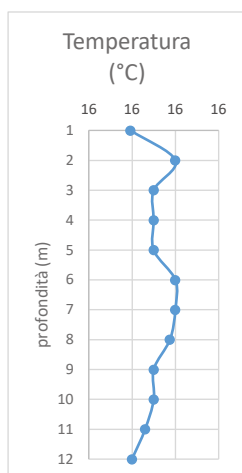
ST03 - 07/12/2018 13:10										
Profondità	Temperatura	Conducibilità	Ossigeno	Ossigeno	pH	Potenziale Red-ox	Torbidità	Clorofilla 'a'	direzione corrente	velocità corrente
m	°C	μS/cm	%	ppm	-	mV	NTU	mg/m ³	-	m/s
1	15,80	48.613,33	30,27	2,36	8,19	161,33	1,00	4,11	N	0,1
2	15,79	48.610,00	40,25	3,14	8,19	166,00	1,10	2,80		
3	15,79	48.605,00	43,80	3,41	8,19	168,00	1,10	2,40		
4	15,78	48.595,00	46,78	3,65	8,17	169,75	1,10	2,40		
5	15,77	48.585,00	46,50	3,63	8,16	171,50	1,10	2,40		
6	15,77	48.603,33	44,50	3,47	8,16	173,00	1,10	2,27		
7	15,77	48.605,00	43,33	3,38	8,16	174,00	1,15	1,83		
8	15,77	48.600,00	42,45	3,31	8,16	175,00	1,18	1,80		



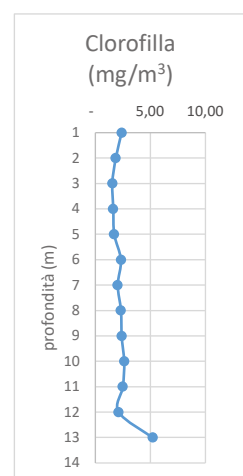
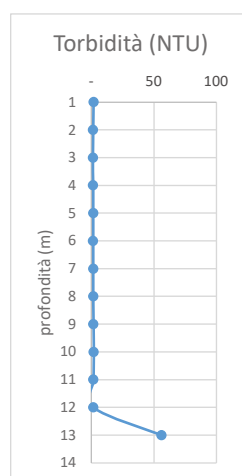
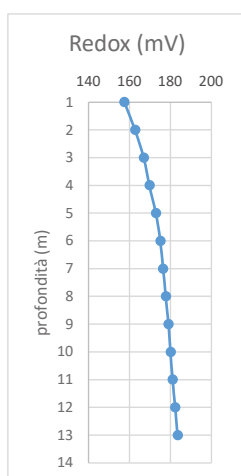
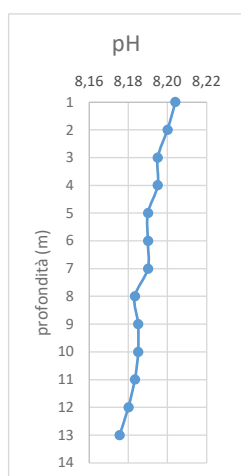
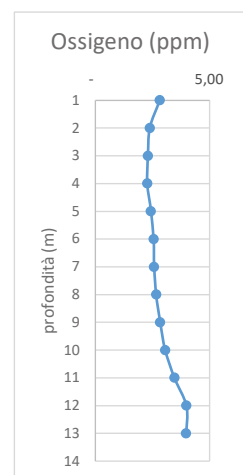
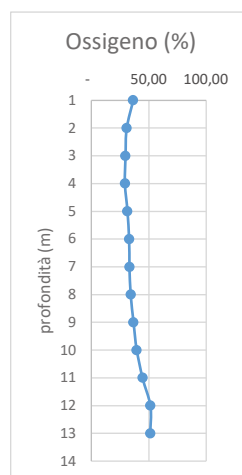
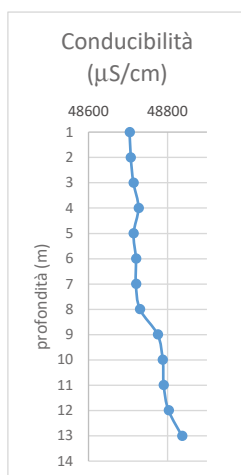
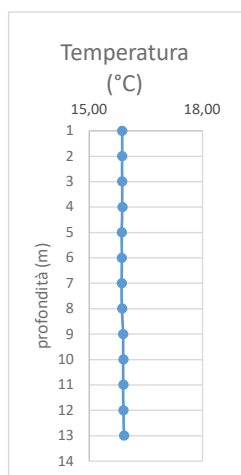
ST04 – 07/12/2018 13:20										
Profondità	Temperatura	Conducibilità	Ossigeno	Ossigeno	pH	Potenziale Red-ox	Torbidità	Clorofilla 'a'	direzione corrente	velocità corrente
m	°C	μS/cm	%	ppm	-	mV	NTU	mg/m ³	-	m/s
1	15,82	48.654,00	29,98	2,33	8,19	170,70	1,16	2,17	N	0,1
2	15,82	48.655,00	27,10	2,11	8,20	174,00	1,00	1,95		
3	15,82	48.660,00	42,23	3,29	8,19	175,00	1,10	2,17		
4	15,82	48.660,00	45,45	3,54	8,19	176,00	1,10	1,85		
5	15,82	48.670,00	45,97	3,58	8,19	177,33	1,10	1,43		
6	15,82	48.676,67	44,70	3,48	8,18	178,33	1,20	1,50		
7	15,82	48.682,50	42,58	3,32	8,19	179,50	1,20	2,40		



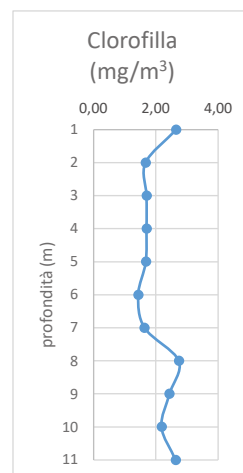
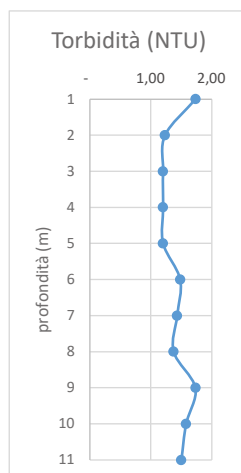
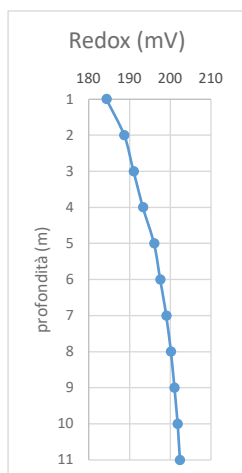
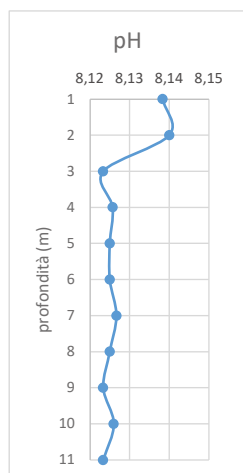
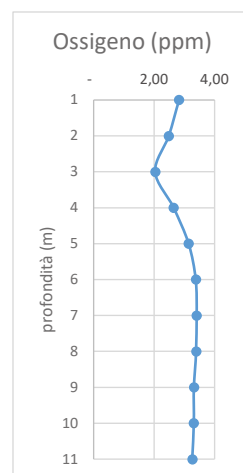
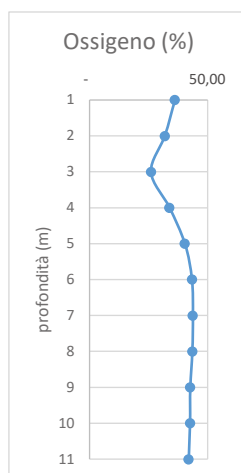
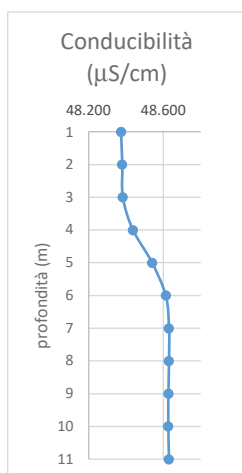
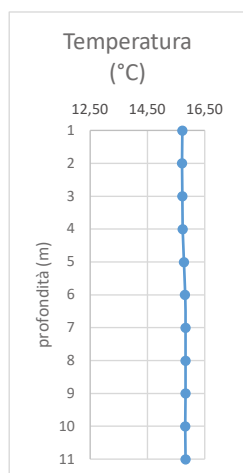
ST05 - 07/12/2018 12:50										
Profondità	Temperatura	Conducibilità	Ossigeno	Ossigeno	pH	Potenziale Red-ox	Torbidità	Clorofilla 'a'	direzione corrente	velocità corrente
m	°C	μS/cm	%	ppm	-	mV	NTU	mg/m ³	-	m/s
1	15,86	48.687,14	40,71	3,17	8,18	165,00	2,26	2,10	N	0,1
2	15,88	48.700,00	35,92	2,80	8,17	174,00	1,52	1,92		
3	15,87	48.703,33	20,47	1,59	8,16	177,00	1,40	0,70		
4	15,87	48.700,00	23,10	1,80	8,17	178,50	1,30	0,85		
5	15,87	48.701,67	24,87	1,94	8,17	179,83	1,28	1,45		
6	15,88	48.720,00	26,90	2,09	8,16	181,33	1,30	2,37		
7	15,88	48.726,67	27,17	2,11	8,17	183,00	1,30	1,90		
8	15,88	48.730,00	26,34	2,05	8,17	184,25	1,31	2,26		
9	15,87	48.720,00	29,90	2,33	8,18	186,00	1,30	3,00		
10	15,87	48.720,00	36,40	2,84	8,18	187,00	1,30	3,50		
11	15,87	48.708,00	46,26	3,60	8,17	188,20	1,30	3,10		
12	15,86	48.720,00	50,60	3,94	8,17	189,00	1,30	3,10		



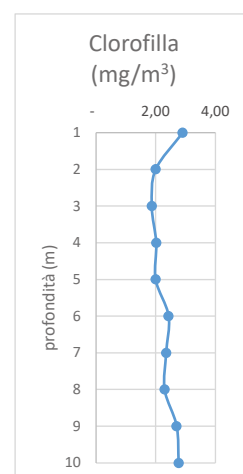
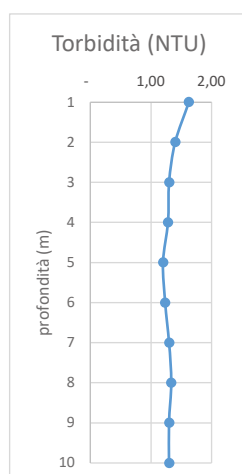
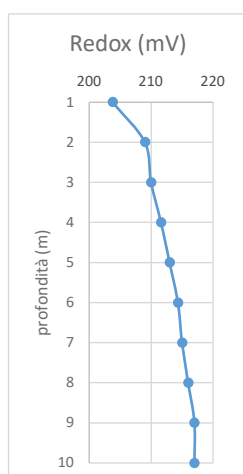
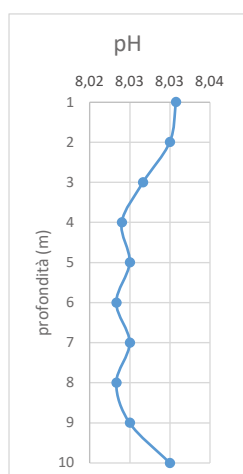
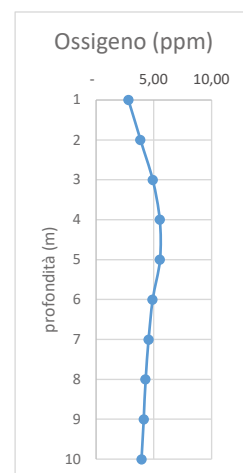
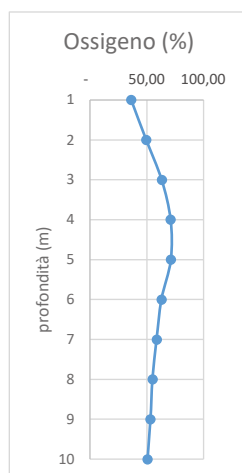
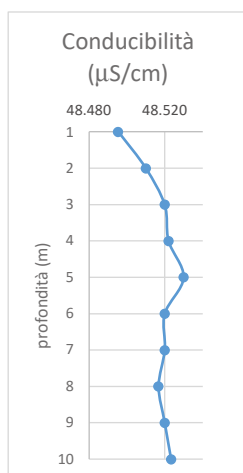
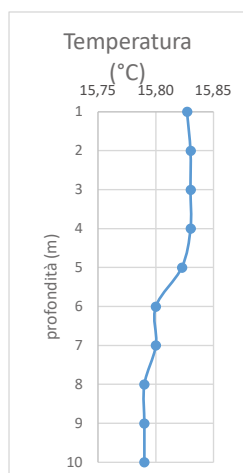
ST06 - 07/12/2018 13:00										
Profondità	Temperatura	Conducibilità	Ossigeno	Ossigeno	pH	Potenziale Red-ox	Torbidità	Clorofilla 'a'	direzione corrente	velocità corrente
m	°C	μS/cm	%	ppm	-	mV	NTU	mg/m ³	-	m/s
1	15,87	48.704,00	36,36	2,83	8,20	157,40	1,70	2,40	N	0,1
2	15,87	48.706,67	30,70	2,39	8,20	162,67	1,37	1,87		
3	15,87	48.713,75	29,63	2,31	8,20	166,88	1,28	1,55		
4	15,88	48.726,67	29,27	2,28	8,20	169,67	1,30	1,63		
5	15,86	48.714,00	31,36	2,44	8,19	172,80	1,42	1,72		
6	15,86	48.720,00	32,82	2,56	8,19	175,00	1,40	2,34		
7	15,86	48.720,00	33,20	2,58	8,19	176,33	1,50	2,03		
8	15,87	48.730,00	34,30	2,67	8,18	177,67	1,50	2,33		
9	15,90	48.775,00	36,60	2,85	8,19	179,00	1,63	2,40		
10	15,90	48.787,50	39,45	3,07	8,19	180,00	1,85	2,63		
11	15,90	48.790,00	44,53	3,47	8,18	181,00	1,60	2,50		
12	15,91	48.802,50	51,35	3,99	8,18	182,25	1,65	2,13		
13	15,92	48.836,67	51,27	3,98	8,18	183,44	56,16	5,22		



ST07 – 07/12/2018 12:40										
Profondità	Temperatura	Conducibilità	Ossigeno	Ossigeno	pH	Potenziale Red-ox	Torbidità	Clorofilla 'a'	direzione corrente	velocità corrente
m	°C	μS/cm	%	ppm	-	mV	NTU	mg/m ³	-	m/s
1	15,72	48.373,33	36,07	2,82	8,14	184,33	1,73	2,65	N	0,1
2	15,71	48.380,00	31,83	2,48	8,14	188,67	1,23	1,67		
3	15,72	48.383,33	25,97	2,03	8,12	191,00	1,20	1,70		
4	15,73	48.437,14	33,81	2,64	8,13	193,29	1,20	1,70		
5	15,77	48.540,00	40,30	3,14	8,13	196,00	1,20	1,68		
6	15,82	48.613,33	43,33	3,38	8,13	197,50	1,48	1,43		
7	15,83	48.630,00	43,67	3,40	8,13	199,00	1,43	1,63		
8	15,83	48.630,00	43,46	3,39	8,13	200,13	1,38	2,74		
9	15,83	48.626,67	42,57	3,32	8,12	201,00	1,73	2,43		
10	15,82	48.626,00	42,50	3,31	8,13	201,80	1,58	2,18		
11	15,83	48.630,00	41,93	3,26	8,12	202,33	1,50	2,63		

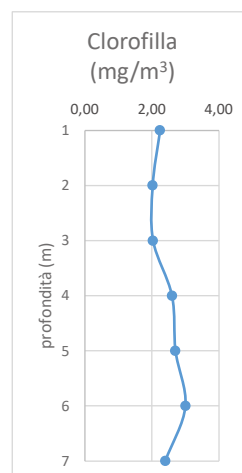
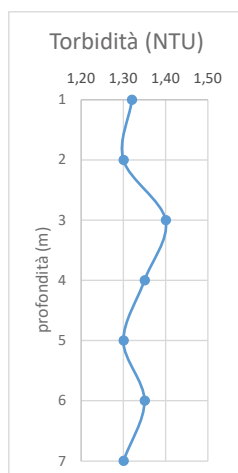
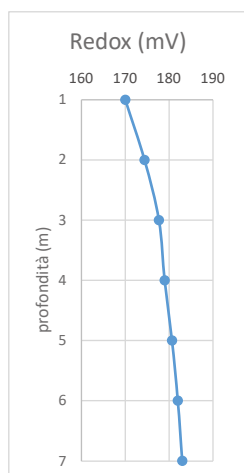
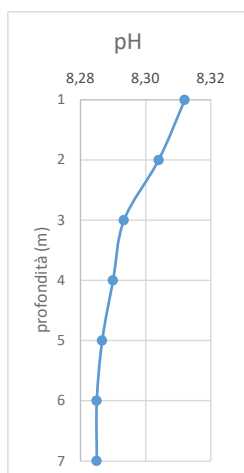
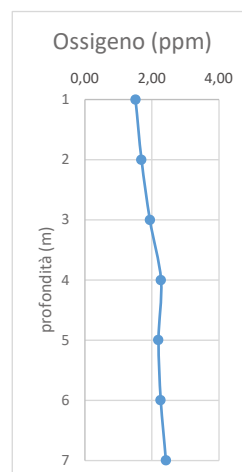
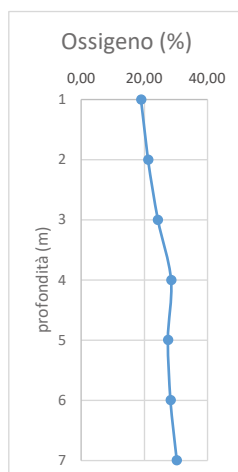
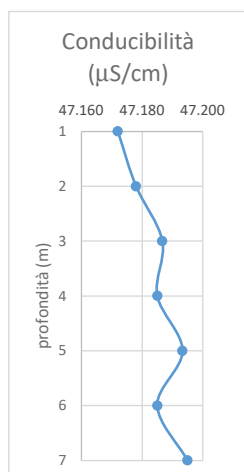
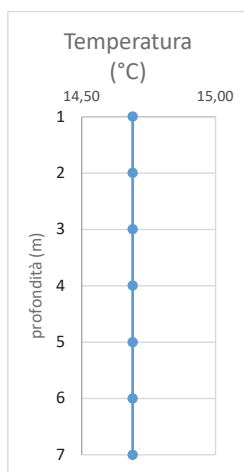


ST08 – 07/12/2018 12:30										
Profondità	Temperatura	Conducibilità	Ossigeno	Ossigeno	pH	Potenziale Red-ox	Torbidità	Clorofilla 'a'	direzione corrente	velocità corrente
m	°C	μS/cm	%	ppm	-	mV	NTU	mg/m ³	-	m/s
1	15,83	48.495,38	36,20	2,82	8,03	203,77	1,62	2,90	N	0,1
2	15,83	48.510,00	49,45	3,86	8,03	209,00	1,40	2,00		
3	15,83	48.520,00	63,10	4,92	8,03	210,00	1,30	1,87		
4	15,83	48.522,00	70,90	5,53	8,02	211,60	1,28	2,02		
5	15,82	48.530,00	71,15	5,55	8,03	213,00	1,20	2,00		
6	15,80	48.520,00	62,93	4,91	8,02	214,33	1,23	2,43		
7	15,80	48.520,00	58,60	4,57	8,03	215,00	1,30	2,35		
8	15,79	48.516,67	55,03	4,29	8,02	216,00	1,33	2,30		
9	15,79	48.520,00	53,20	4,15	8,03	217,00	1,30	2,70		
10	15,79	48.523,33	50,60	3,95	8,03	217,00	1,30	2,77		

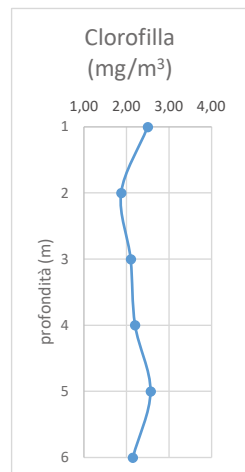
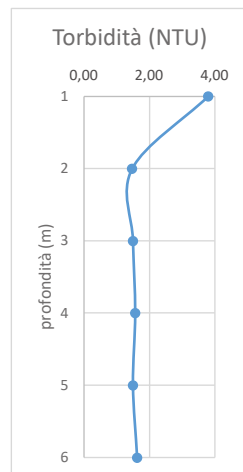
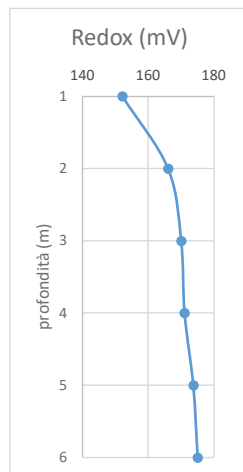
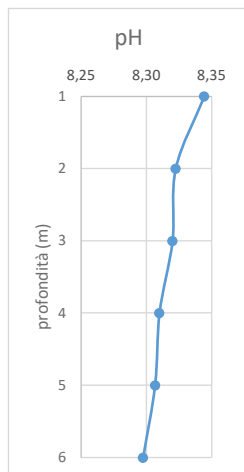
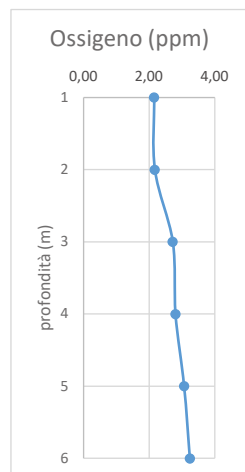
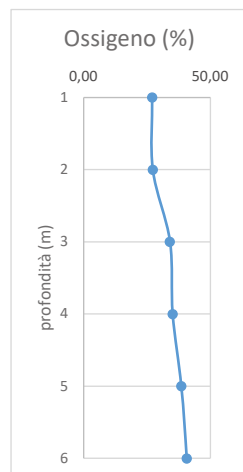
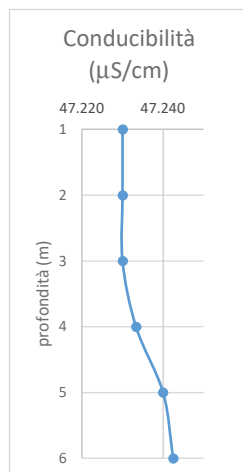
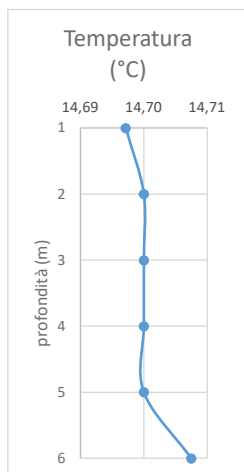


ST01 – 17/12/2018 10:30

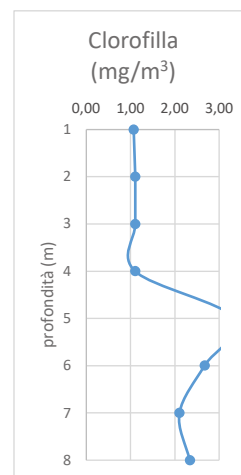
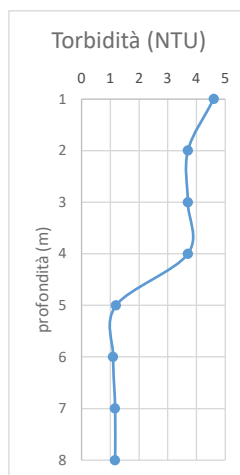
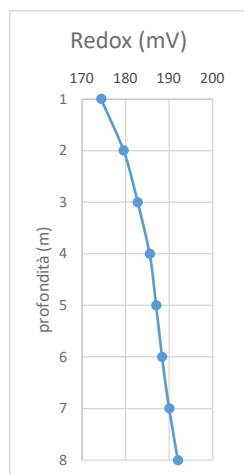
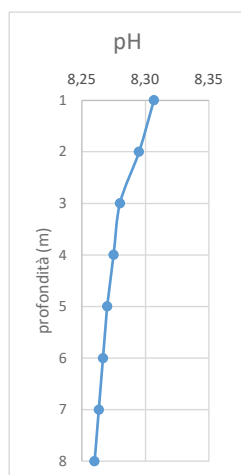
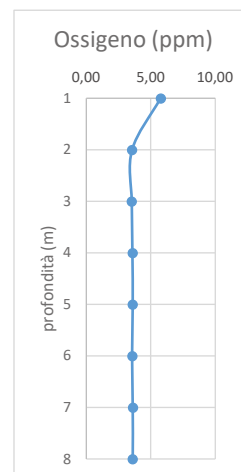
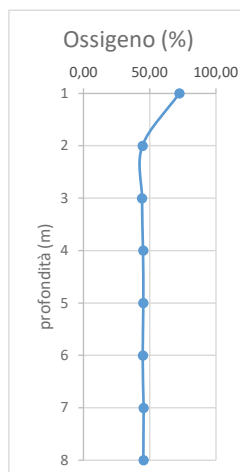
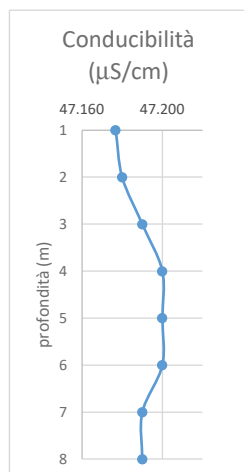
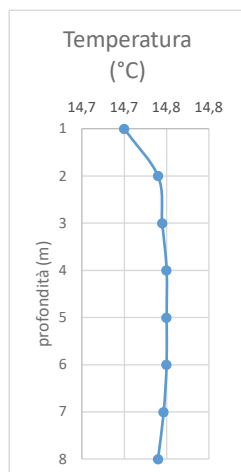
Profondità	Temperatura	Conducibilità	Ossigeno	Ossigeno	pH	Potenziale Red-ox	Torbidità	Clorofilla 'a'	direzione corrente	velocità corrente
m	°C	µS/cm	%	ppm	-	mV	NTU	mg/m ³	-	m/s
1	14,69	47.172,00	18,98	1,51	8,31	170,00	1,32	2,24	SW	0,5
2	14,69	47.178,00	21,20	1,69	8,30	174,40	1,30	2,02		
3	14,69	47.186,67	24,30	1,94	8,29	177,67	1,40	2,03		
4	14,69	47.185,00	28,50	2,27	8,29	179,00	1,35	2,60		
5	14,69	47.193,33	27,47	2,19	8,29	180,67	1,30	2,70		
6	14,69	47.185,00	28,30	2,26	8,29	182,00	1,35	3,00		
7	14,69	47.195,00	30,30	2,42	8,29	183,00	1,30	2,40		



ST02 – 17/12/2018 10:40										
Profondità	Temperatura	Conducibilità	Ossigeno	Ossigeno	pH	Potenziale Red-ox	Torbidità	Clorofilla 'a'	direzione corrente	velocità corrente
m	°C	μS/cm	%	ppm	-	mV	NTU	mg/m ³	-	m/s
1	14,70	47.230,00	27,04	2,15	8,34	152,14	3,80	2,50	SW	0,5
2	14,70	47.230,00	27,30	2,18	8,32	166,00	1,48	1,88		
3	14,70	47.230,00	34,10	2,72	8,32	170,00	1,50	2,10		
4	14,70	47.233,33	35,17	2,81	8,31	171,00	1,57	2,20		
5	14,70	47.240,00	38,57	3,07	8,31	173,67	1,50	2,57		
6	14,71	47.242,50	40,70	3,24	8,30	175,00	1,63	2,15		

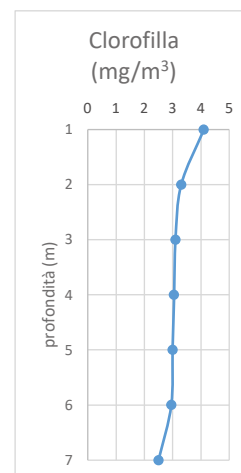
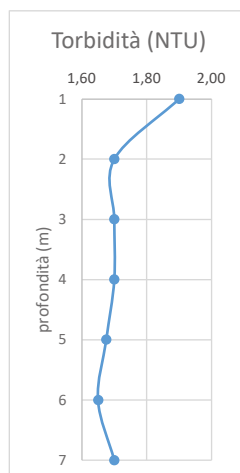
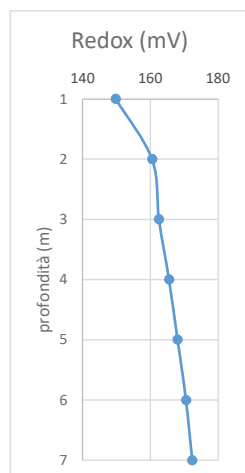
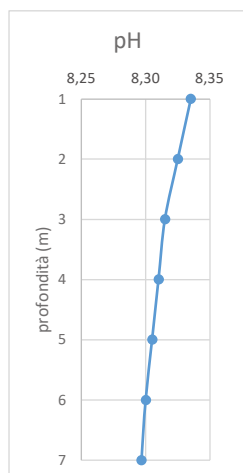
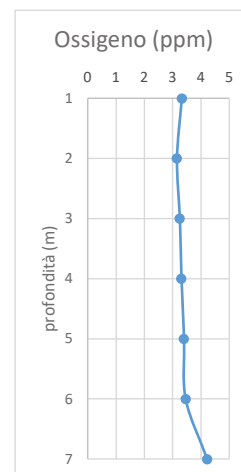
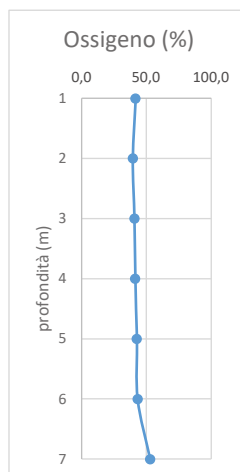
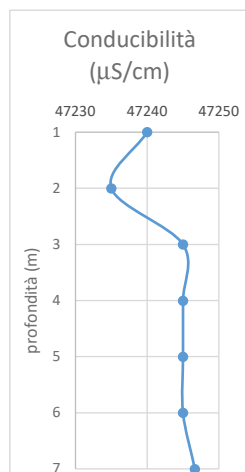
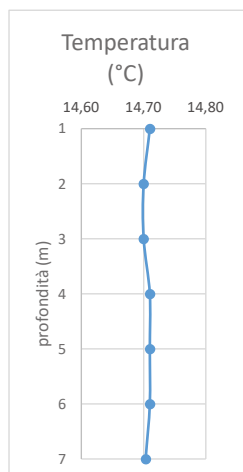


ST03 - 17/12/2018 10:10										
Profondità	Temperatura	Conducibilità	Ossigeno	Ossigeno	pH	Potenziale Red-ox	Torbidità	Clorofilla 'a'	direzione corrente	velocità corrente
m	°C	μS/cm	%	ppm	-	mV	NTU	mg/m ³	-	m/s
1	14,70	47.176,67	72,17	5,76	8,31	174,33	4,60	1,07	SW	0,5
2	14,74	47.180,00	44,40	3,54	8,30	179,50	3,70	1,10		
3	14,75	47.190,00	44,05	3,51	8,28	182,75	3,70	1,10		
4	14,75	47.200,00	44,85	3,58	8,28	185,50	3,70	1,10		
5	14,75	47.200,00	45,05	3,59	8,27	187,00	1,20	3,35		
6	14,75	47.200,00	44,63	3,55	8,27	188,33	1,10	2,67		
7	14,75	47.190,00	45,27	3,61	8,26	190,00	1,17	2,10		
8	14,74	47.190,00	45,13	3,59	8,26	192,00	1,17	2,33		

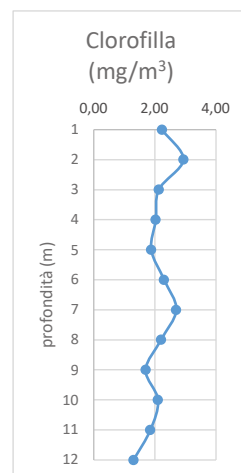
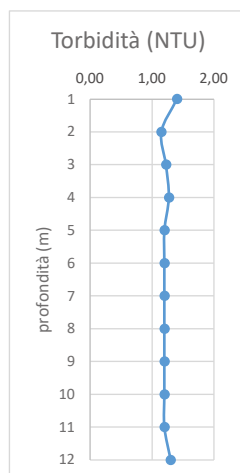
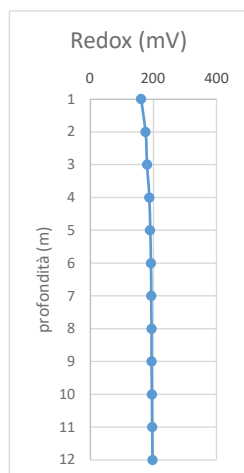
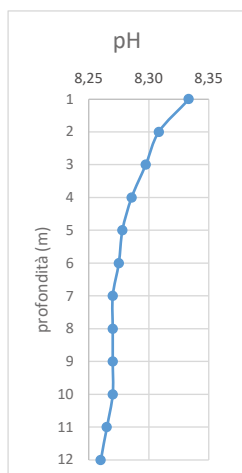
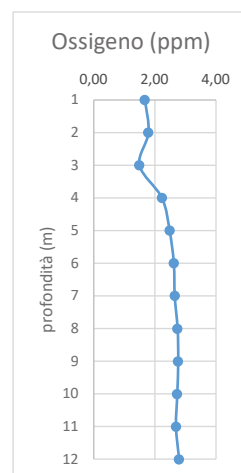
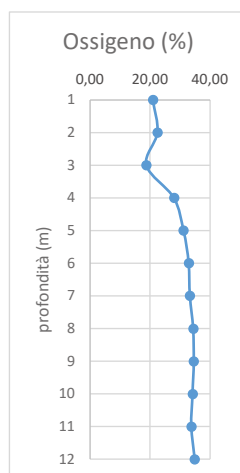
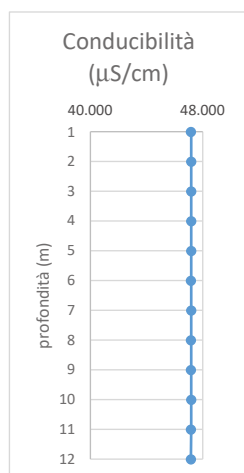
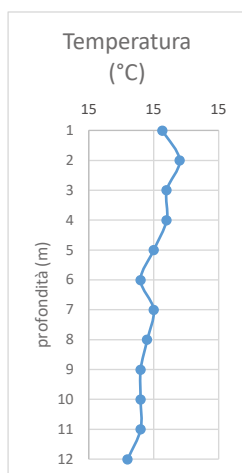


ST04 - 17/12/2018 10:20

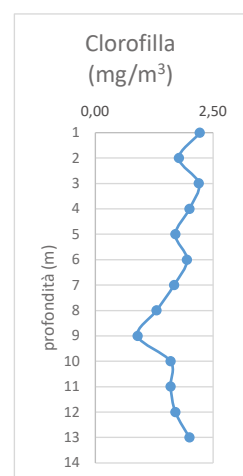
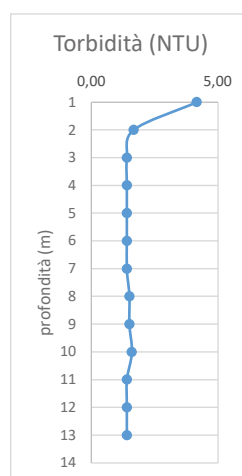
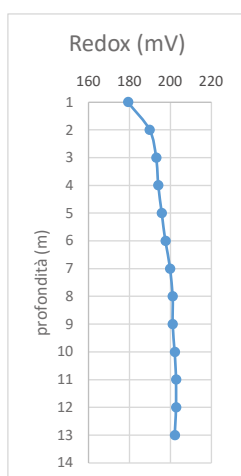
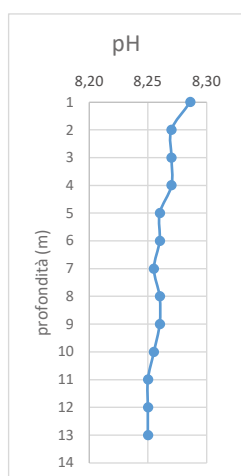
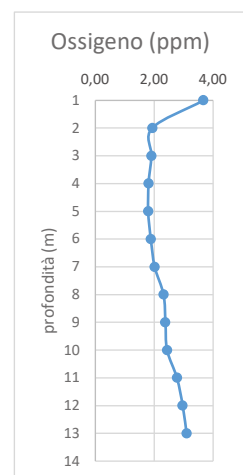
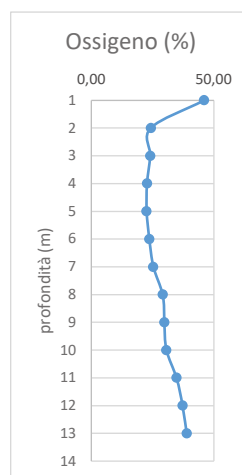
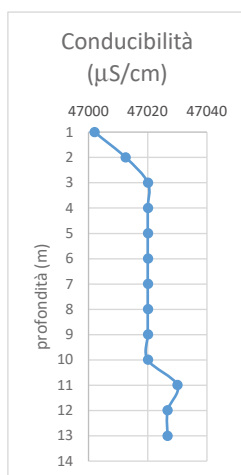
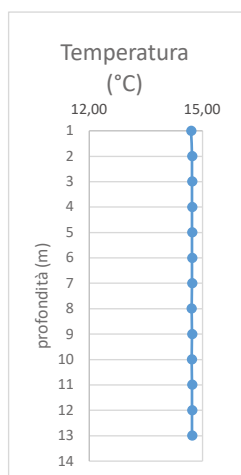
Profondità	Temperatura	Conducibilità	Ossigeno	Ossigeno	pH	Potenziale Red-ox	Torbidità	Clorofilla 'a'	direzione corrente	velocità corrente
m	°C	μS/cm	%	ppm	-	mV	NTU	mg/m ³	-	m/s
1	14,71	47.240,00	41,70	3,33	8,34	149,75	1,90	4,10	SW	0,5
2	14,70	47.235,00	39,55	3,15	8,33	160,50	1,70	3,30		
3	14,70	47.245,00	40,80	3,25	8,32	162,50	1,70	3,10		
4	14,71	47.245,00	41,50	3,31	8,31	165,50	1,70	3,05		
5	14,71	47.245,00	42,68	3,40	8,31	168,00	1,68	3,00		
6	14,71	47.245,00	43,35	3,46	8,30	170,50	1,65	2,95		
7	14,70	47.246,67	53,00	4,22	8,30	172,33	1,70	2,50		



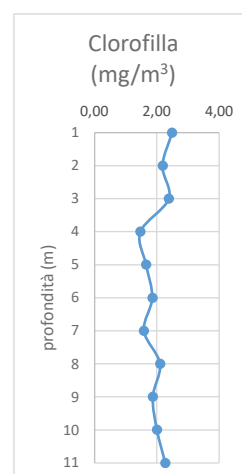
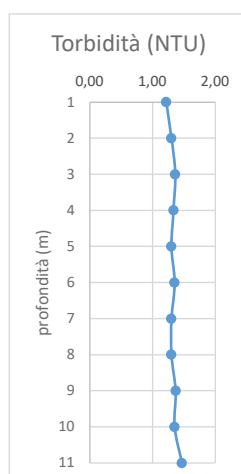
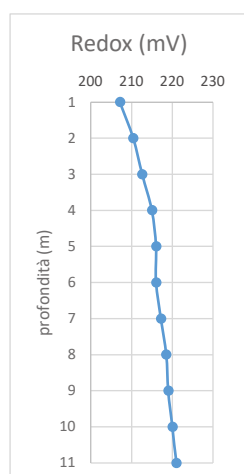
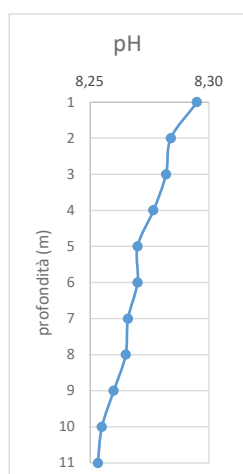
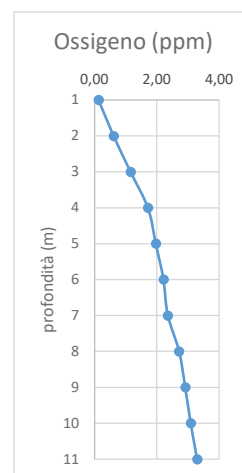
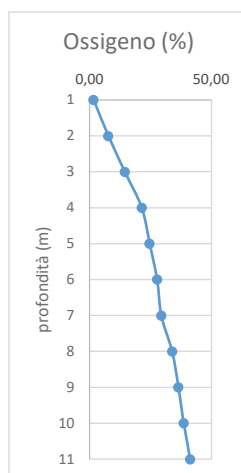
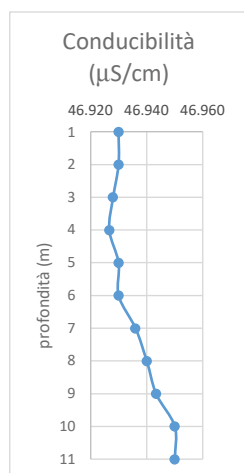
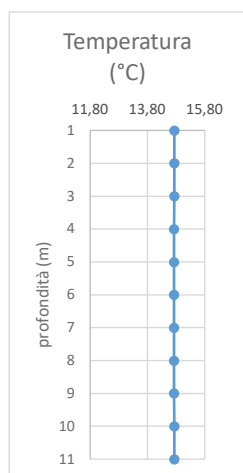
ST05 - 17/12/2018 9:50										
Profondità	Temperatura	Conducibilità	Ossigeno	Ossigeno	pH	Potenziale Red-ox	Torbidità	Clorofilla 'a'	direzione corrente	velocità corrente
m	°C	μS/cm	%	ppm	-	mV	NTU	mg/m ³	-	m/s
1	14,76	47.171,67	20,98	1,67	8,33	161,33	1,40	2,23	SW	0,5
2	14,77	47.185,00	22,43	1,79	8,31	175,17	1,15	2,93		
3	14,76	47.182,50	18,75	1,50	8,30	180,00	1,23	2,13		
4	14,76	47.184,29	27,99	2,23	8,29	187,00	1,27	2,03		
5	14,75	47.180,00	31,18	2,48	8,28	189,80	1,20	1,88		
6	14,74	47.175,00	32,90	2,62	8,28	192,00	1,20	2,30		
7	14,75	47.180,00	33,30	2,65	8,27	193,00	1,20	2,70		
8	14,75	47.170,00	34,40	2,74	8,27	194,00	1,20	2,20		
9	14,74	47.170,00	34,60	2,76	8,27	194,00	1,20	1,70		
10	14,74	47.180,00	34,20	2,73	8,27	195,00	1,20	2,10		
11	14,74	47.170,00	33,80	2,69	8,27	196,00	1,20	1,85		
12	14,73	47.160,00	34,90	2,79	8,26	197,00	1,30	1,30		



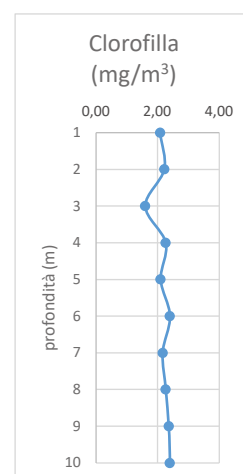
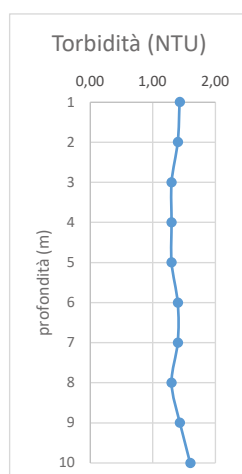
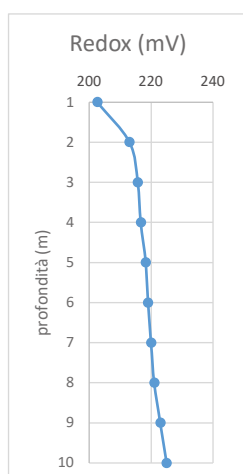
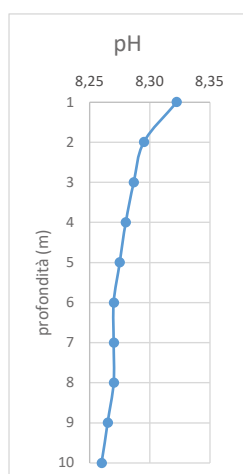
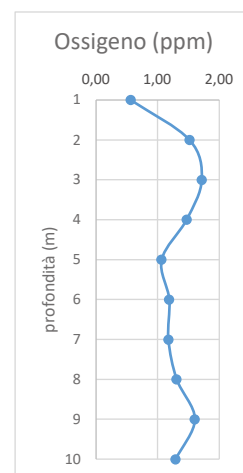
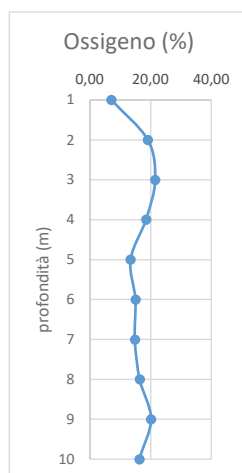
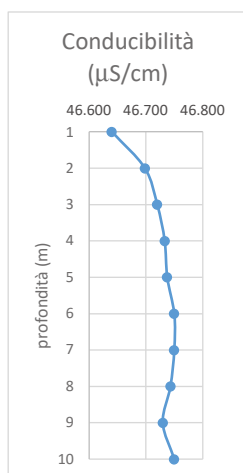
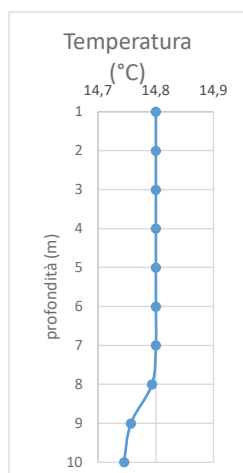
ST06 - 17/12/2018 10:00										
Profondità	Temperatura	Conducibilità	Ossigeno	Ossigeno	pH	Potenziale Red-ox	Torbidità	Clorofilla 'a'	direzione corrente	velocità corrente
m	°C	μS/cm	%	ppm	-	mV	NTU	mg/m ³	-	m/s
1	14,70	47.002,00	46,00	3,67	8,29	179,20	4,16	2,22	SW	0,5
2	14,72	47.012,50	24,30	1,94	8,27	189,75	1,68	1,78		
3	14,72	47.020,00	24,00	1,91	8,27	193,00	1,40	2,20		
4	14,72	47.020,00	22,70	1,81	8,27	194,00	1,40	2,00		
5	14,72	47.020,00	22,53	1,80	8,26	195,67	1,40	1,70		
6	14,72	47.020,00	23,65	1,89	8,26	197,50	1,40	1,95		
7	14,72	47.020,00	25,28	2,02	8,26	199,75	1,40	1,68		
8	14,71	47.020,00	29,10	2,32	8,26	201,00	1,50	1,30		
9	14,72	47.020,00	29,80	2,38	8,26	201,00	1,50	0,90		
10	14,72	47.020,00	30,60	2,44	8,26	202,00	1,60	1,60		
11	14,72	47.030,00	34,77	2,78	8,25	202,67	1,40	1,60		
12	14,72	47.026,67	37,20	2,97	8,25	202,67	1,40	1,70		
13	14,72	47.026,67	38,90	3,10	8,25	202,00	1,40	2,00		



ST07 – 17/12/2018 9:40										
Profondità	Temperatura	Conducibilità	Ossigeno	Ossigeno	pH	Potenziale Red-ox	Torbidità	Clorofilla 'a'	direzione corrente	velocità corrente
m	°C	μS/cm	%	ppm	-	mV	NTU	mg/m ³	-	m/s
1	14,74	46.930,00	1,60	0,13	8,30	207,17	1,22	2,48	SW	0,5
2	14,74	46.930,00	7,68	0,61	8,28	210,40	1,30	2,18		
3	14,74	46.928,00	14,44	1,15	8,28	212,60	1,36	2,38		
4	14,73	46.926,67	21,37	1,71	8,28	215,00	1,33	1,47		
5	14,73	46.930,00	24,65	1,97	8,27	216,00	1,30	1,65		
6	14,73	46.930,00	27,70	2,21	8,27	216,00	1,35	1,85		
7	14,73	46.936,00	29,44	2,35	8,27	217,20	1,30	1,58		
8	14,73	46.940,00	33,90	2,71	8,27	218,50	1,30	2,10		
9	14,73	46.943,33	36,43	2,91	8,26	219,00	1,37	1,87		
10	14,74	46.950,00	38,65	3,09	8,26	220,00	1,35	2,00		
11	14,74	46.950,00	41,23	3,29	8,25	221,00	1,47	2,27		

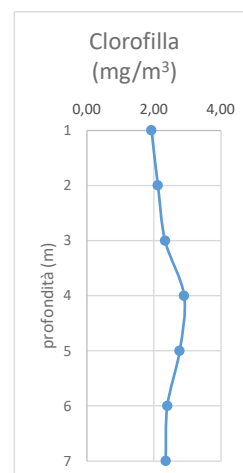
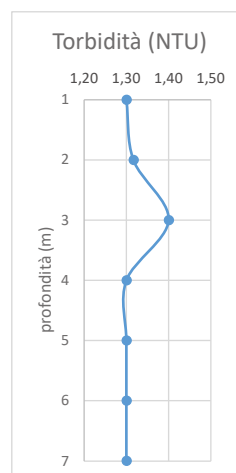
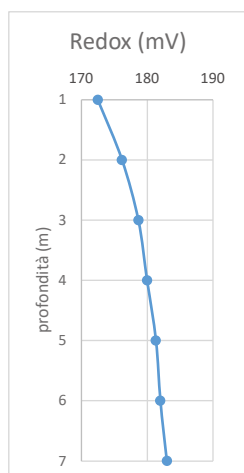
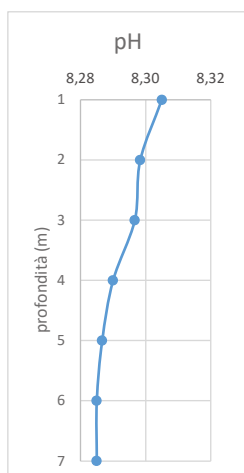
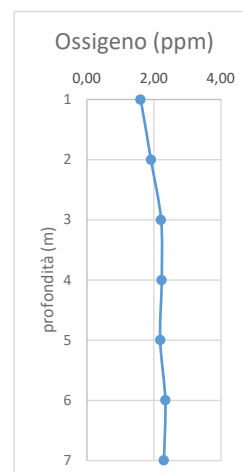
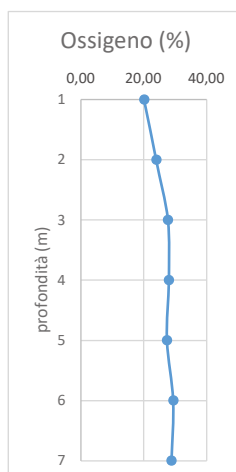
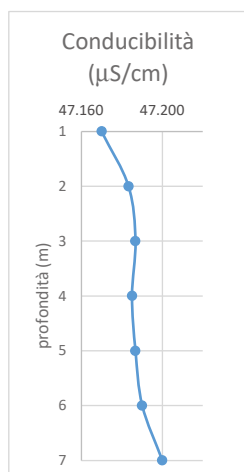
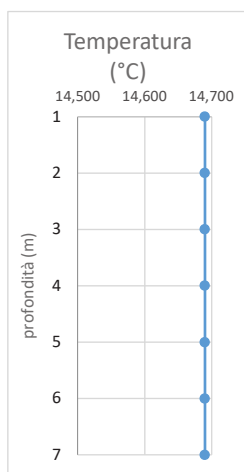


ST08 – 17/12/2018 9:30										
Profondità	Temperatura	Conducibilità	Ossigeno	Ossigeno	pH	Potenziale Red-ox	Torbidità	Clorofilla 'a'	direzione corrente	velocità corrente
m	°C	μS/cm	%	ppm	-	mV	NTU	mg/m ³	-	m/s
1	14,80	46.640,00	7,06	0,56	8,32	202,59	1,43	2,08	SW	0,5
2	14,80	46.698,33	19,07	1,52	8,30	213,00	1,40	2,22		
3	14,80	46.720,00	21,47	1,72	8,29	215,67	1,30	1,60		
4	14,80	46.733,33	18,47	1,47	8,28	216,67	1,30	2,27		
5	14,80	46.737,50	13,35	1,07	8,28	218,25	1,30	2,10		
6	14,80	46.750,00	15,00	1,19	8,27	219,00	1,40	2,40		
7	14,80	46.750,00	14,77	1,18	8,27	220,00	1,40	2,17		
8	14,79	46.743,33	16,40	1,31	8,27	221,00	1,30	2,27		
9	14,76	46.730,00	20,10	1,61	8,27	223,00	1,43	2,37		
10	14,75	46.750,00	16,25	1,30	8,26	225,00	1,60	2,40		

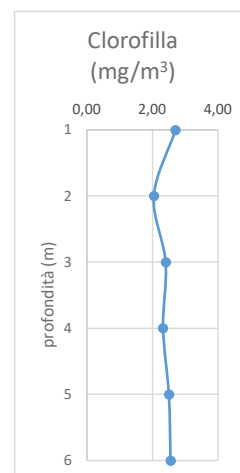
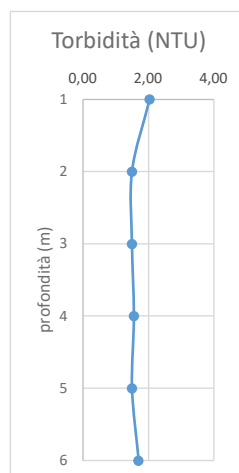
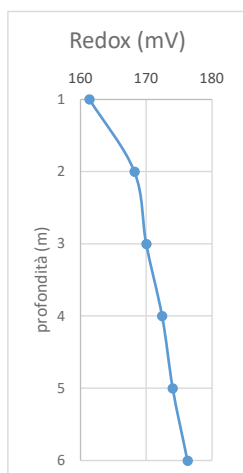
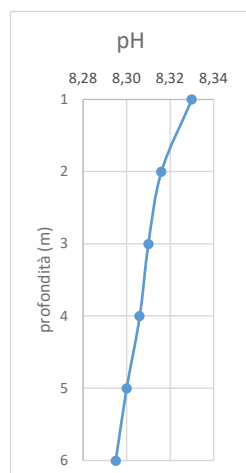
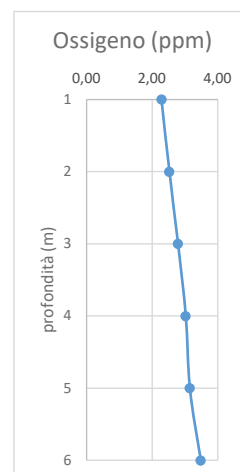
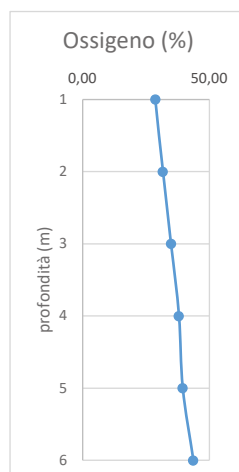
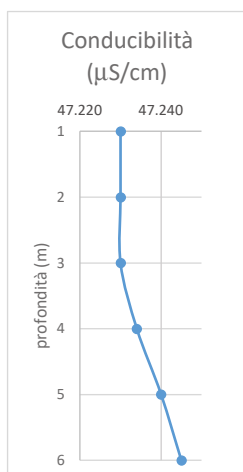
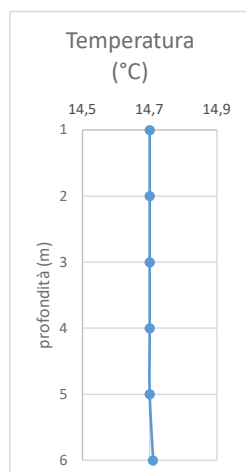


ST01 – 17/12/2018 13:30

Profondità	Temperatura	Conducibilità	Ossigeno	Ossigeno	pH	Potenziale Red-ox	Torbidità	Clorofilla 'a'	direzione corrente	velocità corrente
m	°C	μS/cm	%	ppm	-	mV	NTU	mg/m ³	-	m/s
1	14,69	47.170,00	20,13	1,60	8,31	172,50	1,30	1,93	SW	0,5
2	14,69	47.183,33	23,97	1,91	8,30	176,17	1,32	2,12		
3	14,69	47.186,67	27,70	2,21	8,30	178,67	1,40	2,33		
4	14,69	47.185,00	28,00	2,23	8,29	180,00	1,30	2,90		
5	14,69	47.186,67	27,40	2,19	8,29	181,33	1,30	2,77		
6	14,69	47.190,00	29,40	2,34	8,29	182,00	1,30	2,40		
7	14,69	47.200,00	28,80	2,30	8,29	183,00	1,30	2,35		

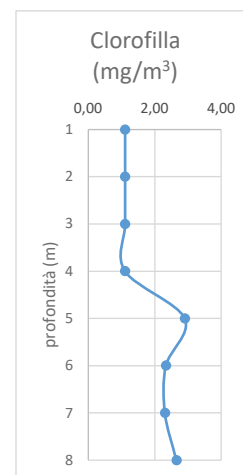
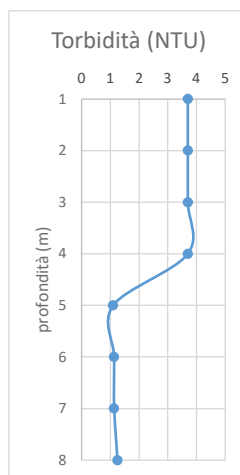
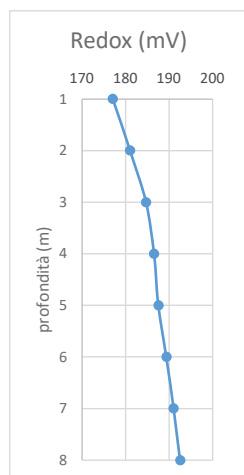
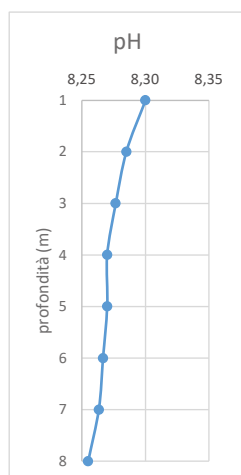
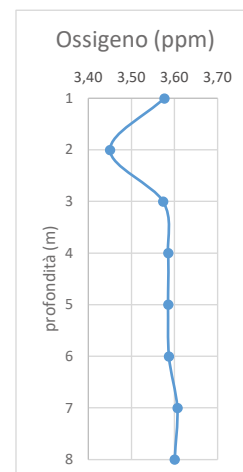
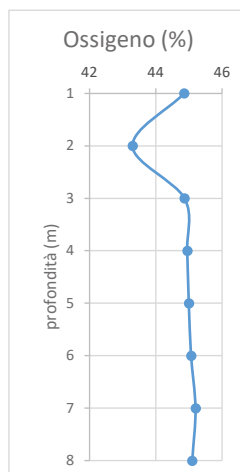
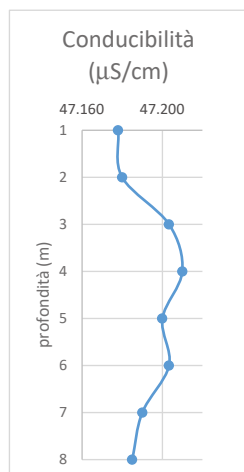
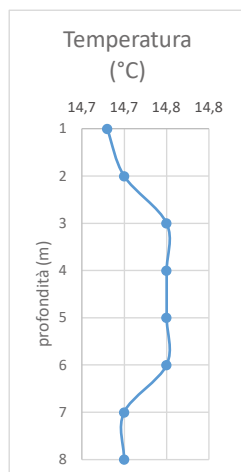


ST02 - 17/12/2018 13:40										
Profondità	Temperatura	Conducibilità	Ossigeno	Ossigeno	pH	Potenziale Red-ox	Torbidità	Clorofilla 'a'	direzione corrente	velocità corrente
m	°C	μS/cm	%	ppm	-	mV	NTU	mg/m ³	-	m/s
1	14,70	47.230,00	28,70	2,29	8,33	161,38	2,04	2,70	SW	0,5
2	14,70	47.230,00	31,66	2,52	8,32	168,20	1,50	2,04		
3	14,70	47.230,00	34,90	2,79	8,31	170,00	1,50	2,40		
4	14,70	47.234,00	38,02	3,03	8,31	172,40	1,56	2,32		
5	14,70	47.240,00	39,50	3,15	8,30	174,00	1,50	2,50		
6	14,71	47.245,00	43,70	3,48	8,30	176,25	1,70	2,55		



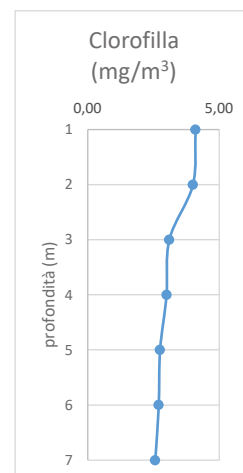
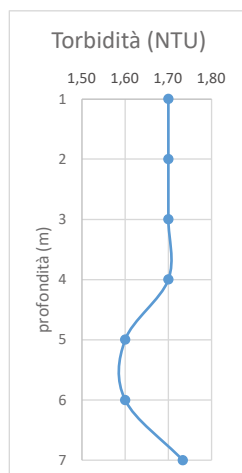
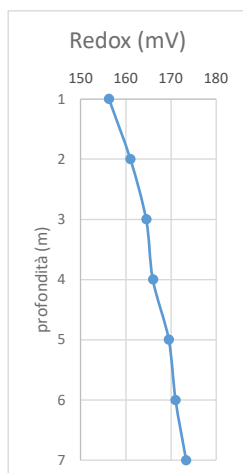
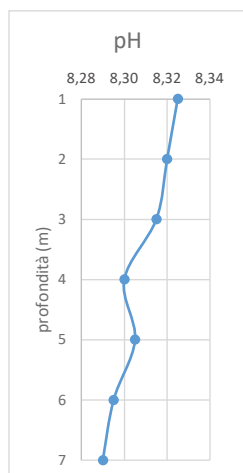
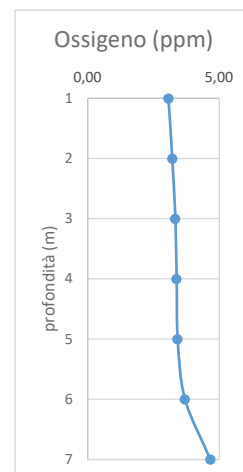
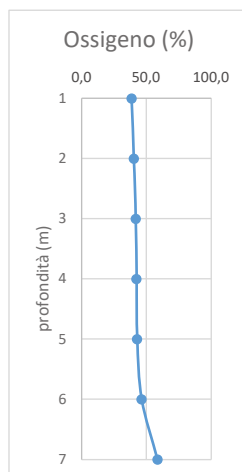
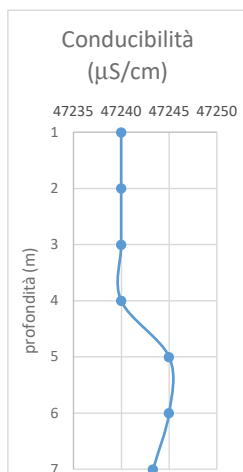
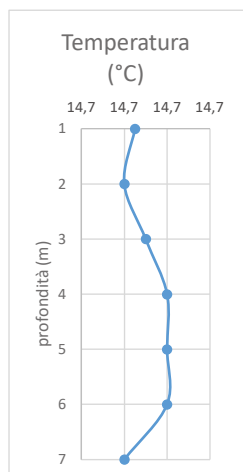
ST03 – 17/12/2018 13:10

Profondità	Temperatura	Conducibilità	Ossigeno	Ossigeno	pH	Potenziale Red-ox	Torbidità	Clorofilla 'a'	direzione corrente	velocità corrente
m	°C	μS/cm	%	ppm	-	mV	NTU	mg/m ³	-	m/s
1	14,74	47.178,00	44,86	3,58	8,30	177,00	3,70	1,10	SW	0,5
2	14,74	47.180,00	43,30	3,45	8,29	181,00	3,70	1,10		
3	14,75	47.203,33	44,87	3,57	8,28	184,67	3,70	1,10		
4	14,75	47.210,00	44,95	3,59	8,27	186,50	3,70	1,10		
5	14,75	47.200,00	45,00	3,59	8,27	187,50	1,10	2,90		
6	14,75	47.203,33	45,07	3,59	8,27	189,33	1,13	2,33		
7	14,74	47.190,00	45,20	3,61	8,26	191,00	1,13	2,30		
8	14,74	47.185,00	45,10	3,60	8,26	192,50	1,25	2,65		

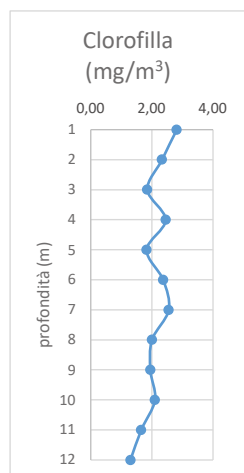
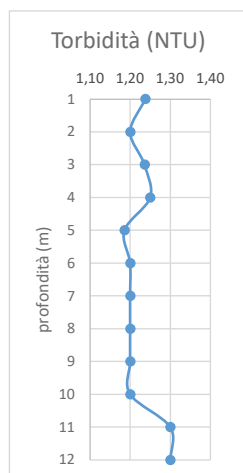
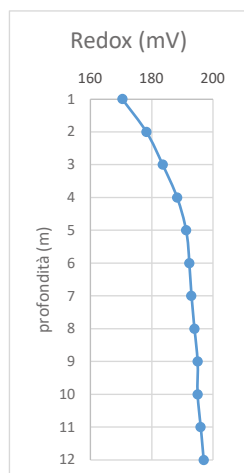
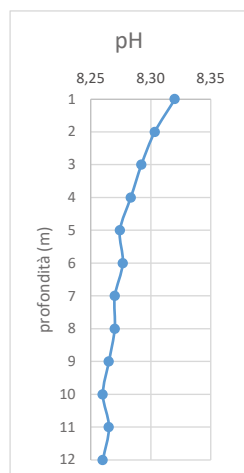
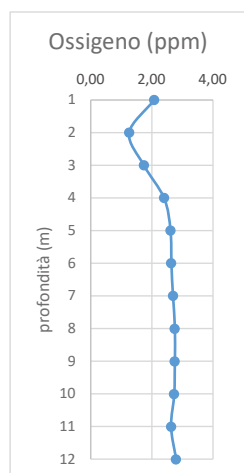
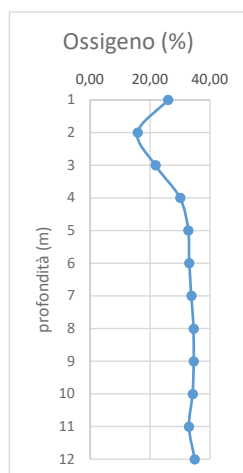
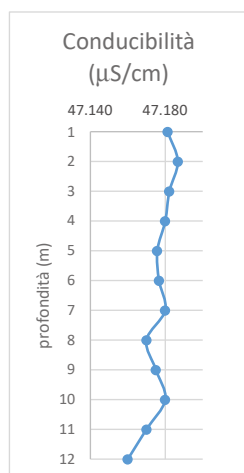
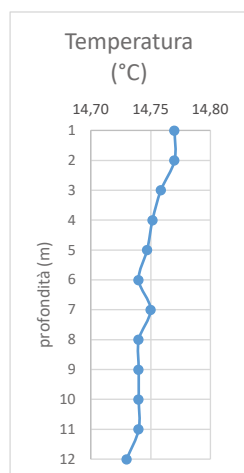


ST04 – 17/12/2018 13:20

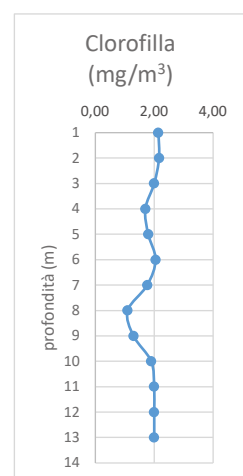
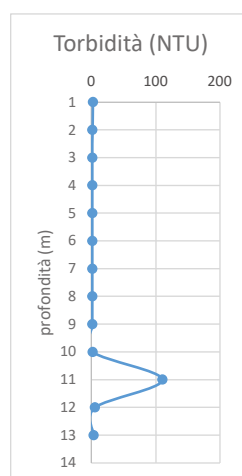
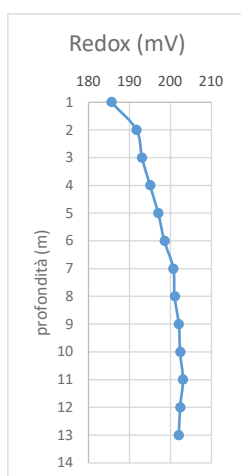
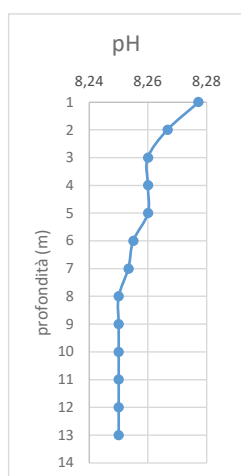
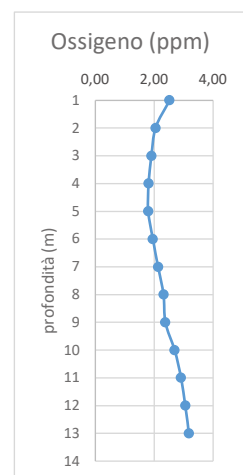
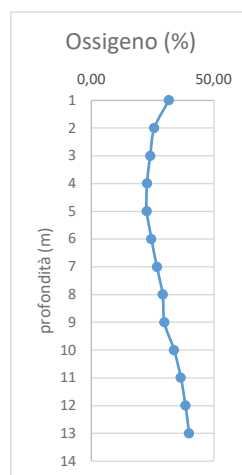
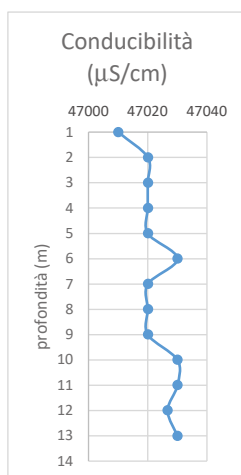
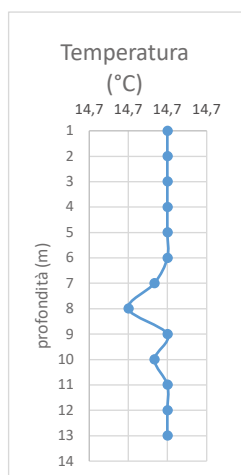
Profondità	Temperatura	Conducibilità	Ossigeno	Ossigeno	pH	Potenziale Red-ox	Torbidità	Clorofilla 'a'	direzione corrente	velocità corrente
m	°C	μS/cm	%	ppm	-	mV	NTU	mg/m ³	-	m/s
1	14,70	47.240,00	38,58	3,07	8,33	156,25	1,70	4,10	SW	0,5
2	14,70	47.240,00	40,40	3,22	8,32	161,00	1,70	4,00		
3	14,71	47.240,00	41,80	3,33	8,32	164,50	1,70	3,10		
4	14,71	47.240,00	42,40	3,38	8,30	166,00	1,70	3,00		
5	14,71	47.245,00	42,90	3,42	8,31	169,50	1,60	2,75		
6	14,71	47.245,00	46,40	3,70	8,30	171,00	1,60	2,70		
7	14,70	47.243,33	58,57	4,67	8,29	173,33	1,73	2,57		



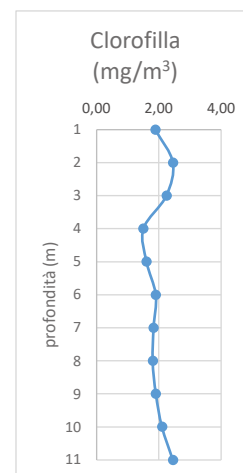
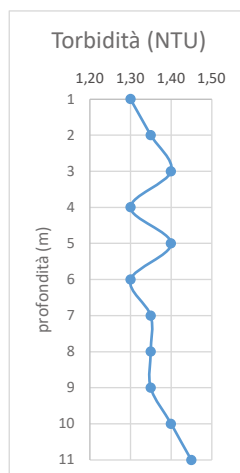
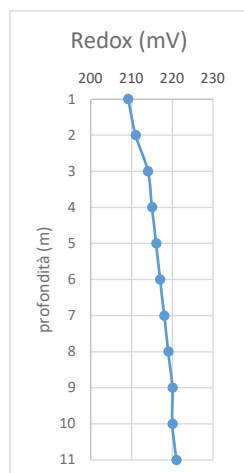
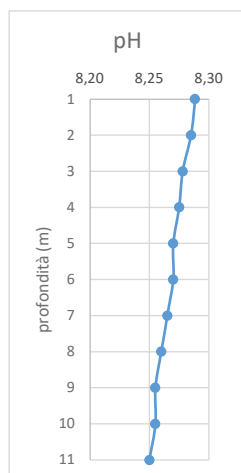
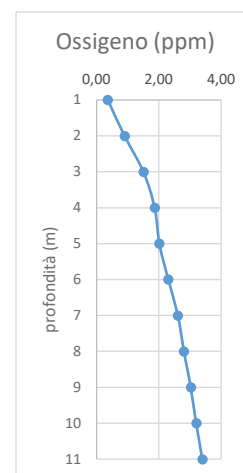
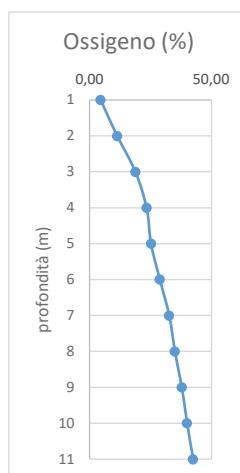
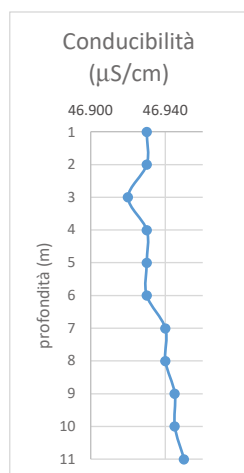
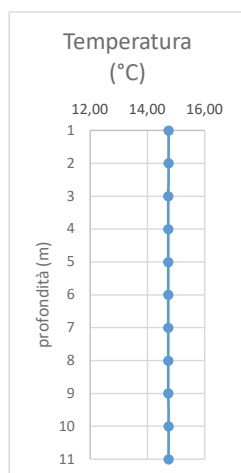
ST05 – 17/12/2018 12:50										
Profondità	Temperatura	Conducibilità	Ossigeno	Ossigeno	pH	Potenziale Red-ox	Torbidità	Clorofilla 'a'	direzione corrente	velocità corrente
m	°C	μS/cm	%	ppm	-	mV	NTU	mg/m ³	-	m/s
1	14,77	47.181,25	26,00	2,08	8,32	170,50	1,24	2,81	SW	0,5
2	14,77	47.186,67	15,83	1,26	8,30	178,33	1,20	2,33		
3	14,76	47.182,14	21,81	1,74	8,29	183,64	1,24	1,85		
4	14,75	47.180,00	30,03	2,40	8,28	188,33	1,25	2,45		
5	14,75	47.175,71	32,76	2,61	8,27	191,29	1,19	1,83		
6	14,74	47.176,67	33,10	2,64	8,28	192,33	1,20	2,37		
7	14,75	47.180,00	33,80	2,69	8,27	193,00	1,20	2,55		
8	14,74	47.170,00	34,50	2,75	8,27	194,00	1,20	2,00		
9	14,74	47.175,00	34,60	2,75	8,27	195,00	1,20	1,95		
10	14,74	47.180,00	34,20	2,73	8,26	195,00	1,20	2,10		
11	14,74	47.170,00	33,00	2,63	8,27	196,00	1,30	1,65		
12	14,73	47.160,00	34,90	2,79	8,26	197,00	1,30	1,30		



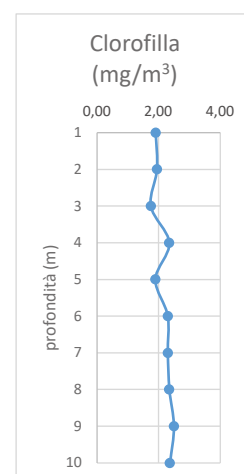
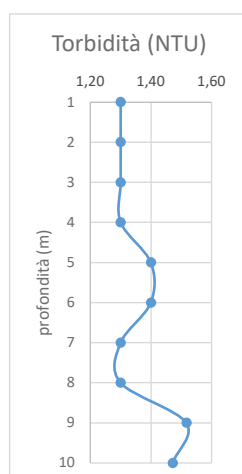
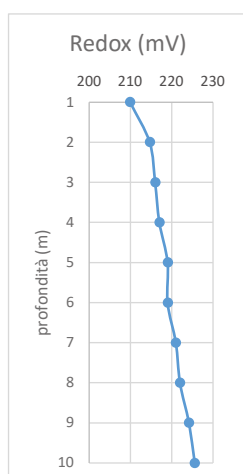
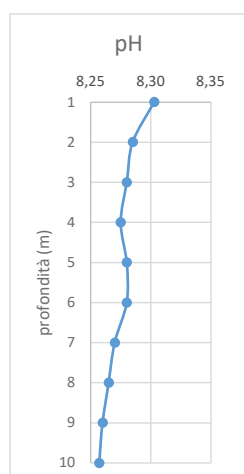
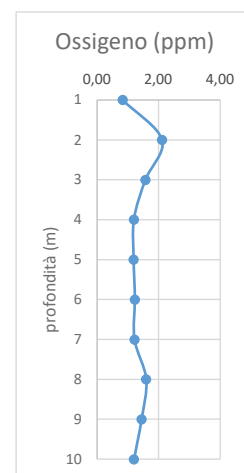
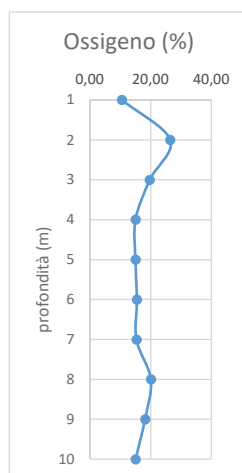
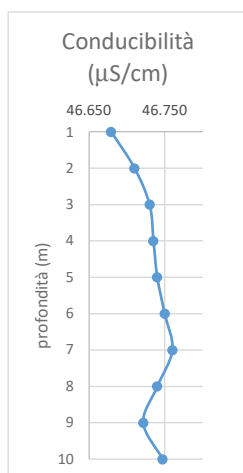
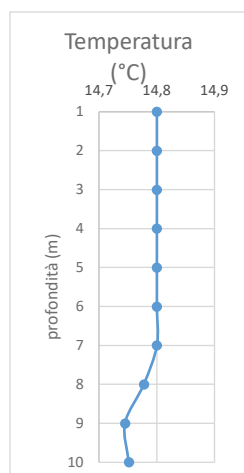
ST06 - 17/12/2018 13:00										
Profondità	Temperatura	Conducibilità	Ossigeno	Ossigeno	pH	Potenziale Red-ox	Torbidità	Clorofilla 'a'	direzione corrente	velocità corrente
m	°C	μS/cm	%	ppm	-	mV	NTU	mg/m ³	-	m/s
1	14,72	47.010,00	31,63	2,52	8,28	185,57	2,39	2,14	SW	0,5
2	14,72	47.020,00	25,67	2,05	8,27	191,67	1,53	2,17		
3	14,72	47.020,00	24,00	1,91	8,26	193,00	1,40	2,00		
4	14,72	47.020,00	22,70	1,81	8,26	195,00	1,40	1,70		
5	14,72	47.020,00	22,60	1,80	8,26	197,00	1,40	1,80		
6	14,72	47.030,00	24,50	1,96	8,26	198,50	1,40	2,05		
7	14,72	47.020,00	26,73	2,13	8,25	200,67	1,47	1,77		
8	14,71	47.020,00	29,10	2,32	8,25	201,00	1,50	1,10		
9	14,72	47.020,00	29,80	2,38	8,25	202,00	1,50	1,30		
10	14,72	47.030,00	33,73	2,69	8,25	202,33	1,90	1,90		
11	14,72	47.030,00	36,50	2,91	8,25	203,00	110,33	2,00		
12	14,72	47.026,67	38,40	3,06	8,25	202,33	5,37	2,00		
13	14,72	47030	39,8666667	3,18	8,25	202	3,63333333	2,00		

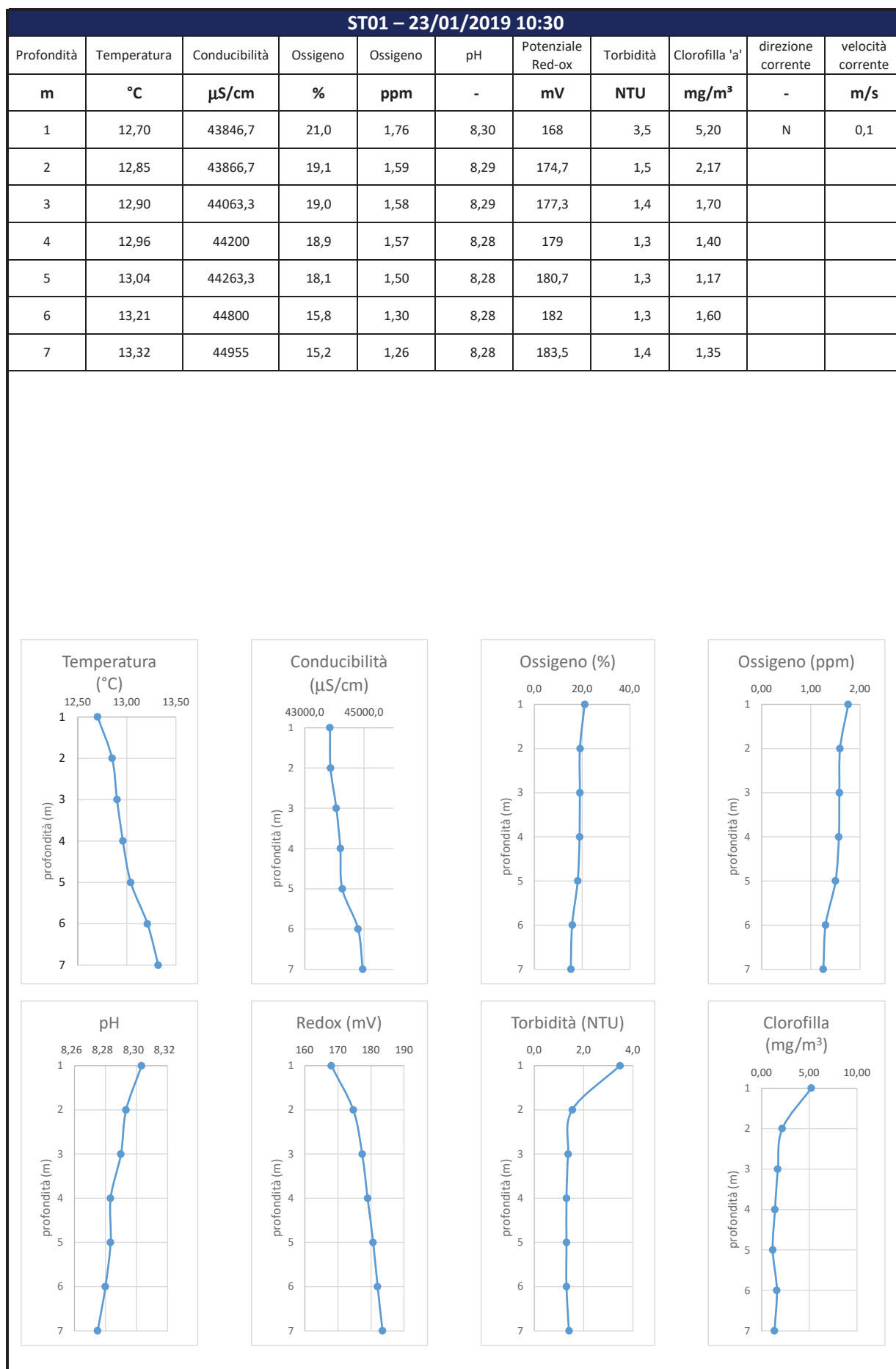


ST07 – 17/12/2018 12:40										
Profondità	Temperatura	Conducibilità	Ossigeno	Ossigeno	pH	Potenziale Red-ox	Torbidità	Clorofilla 'a'	direzione corrente	velocità corrente
m	°C	μS/cm	%	ppm	-	mV	NTU	mg/m ³	-	m/s
1	14,74	46.930,00	4,50	0,36	8,29	209,17	1,30	1,88	SW	0,5
2	14,74	46.930,00	11,30	0,90	8,29	211,00	1,35	2,45		
3	14,73	46.920,00	18,80	1,50	8,28	214,00	1,40	2,24		
4	14,73	46.930,00	23,40	1,87	8,28	215,00	1,30	1,50		
5	14,73	46.930,00	25,20	2,01	8,27	216,00	1,40	1,60		
6	14,73	46.930,00	28,80	2,30	8,27	217,00	1,30	1,90		
7	14,73	46.940,00	32,65	2,61	8,27	218,00	1,35	1,83		
8	14,73	46.940,00	35,00	2,80	8,26	219,00	1,35	1,80		
9	14,73	46.945,00	37,85	3,02	8,26	220,00	1,35	1,90		
10	14,74	46.945,00	40,00	3,20	8,26	220,00	1,40	2,10		
11	14,74	46.950,00	42,50	3,39	8,25	221,00	1,45	2,45		

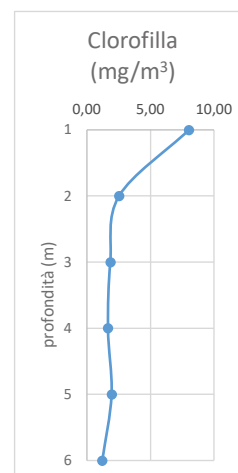
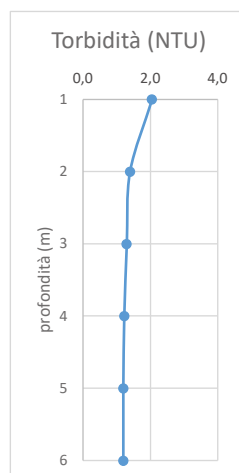
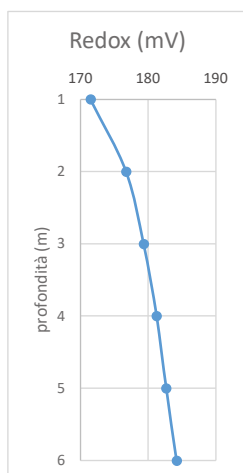
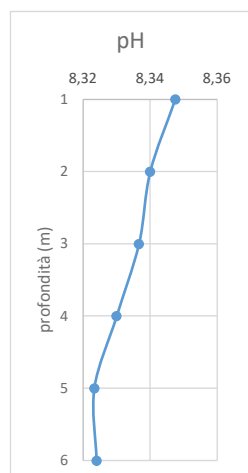
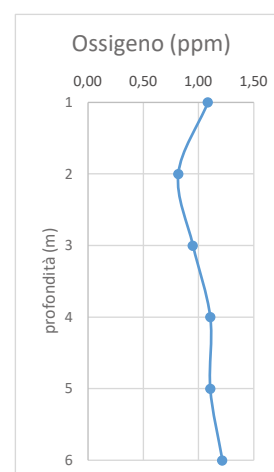
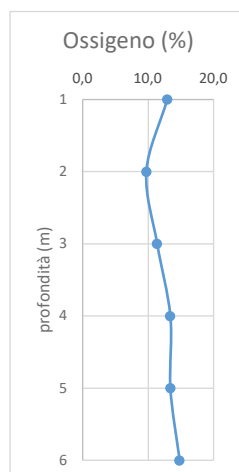
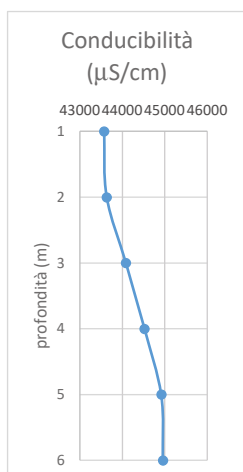
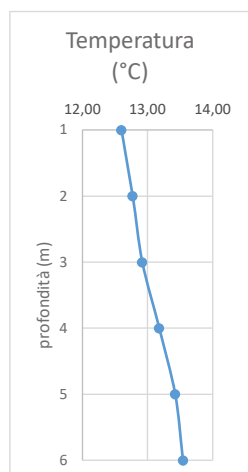


ST08 – 17/12/2018 12:30										
Profondità	Temperatura	Conducibilità	Ossigeno	Ossigeno	pH	Potenziale Red-ox	Torbidità	Clorofilla 'a'	direzione corrente	velocità corrente
m	°C	μS/cm	%	ppm	-	mV	NTU	mg/m ³	-	m/s
1	14,80	46.679,09	10,50	0,84	8,30	209,91	1,30	1,91	SW	0,5
2	14,80	46.710,00	26,47	2,12	8,29	214,67	1,30	1,95		
3	14,80	46.730,00	19,70	1,58	8,28	216,00	1,30	1,75		
4	14,80	46.735,00	15,00	1,20	8,28	217,00	1,30	2,35		
5	14,80	46.740,00	15,00	1,19	8,28	219,00	1,40	1,90		
6	14,80	46.750,00	15,50	1,23	8,28	219,00	1,40	2,30		
7	14,80	46.760,00	15,30	1,22	8,27	221,00	1,30	2,30		
8	14,78	46.740,00	20,05	1,60	8,27	222,00	1,30	2,35		
9	14,75	46.721,67	18,17	1,45	8,26	224,17	1,52	2,50		
10	14,75	46.747,14	15,04	1,20	8,26	225,57	1,47	2,37		

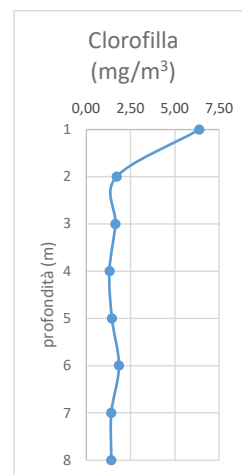
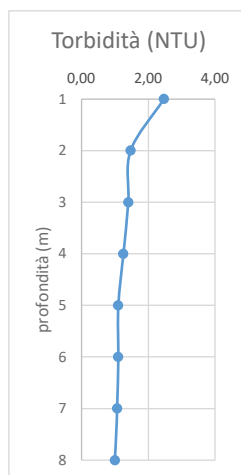
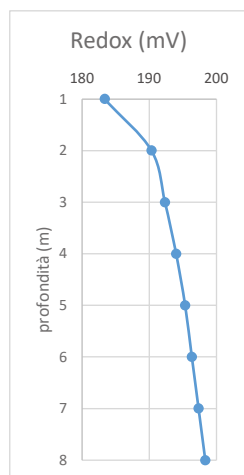
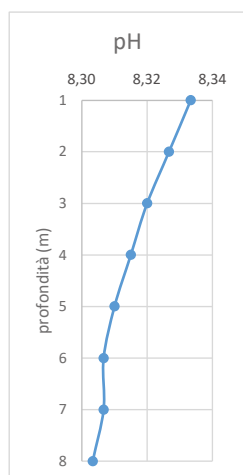
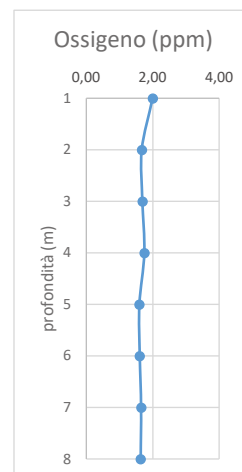
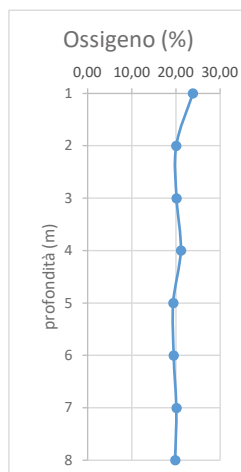
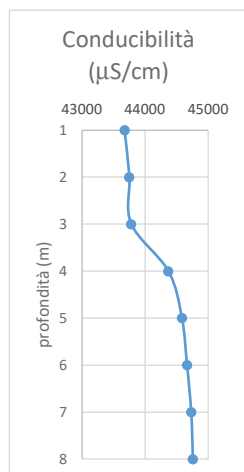
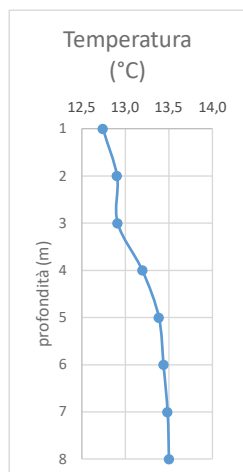




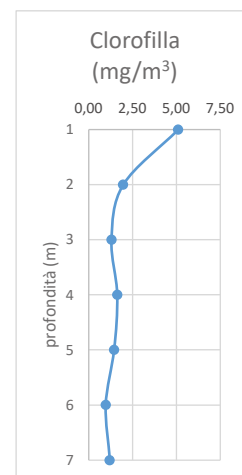
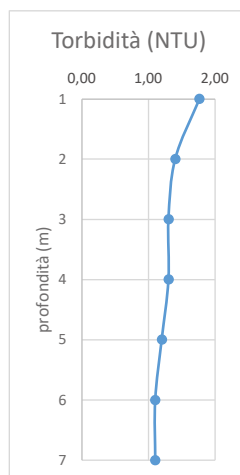
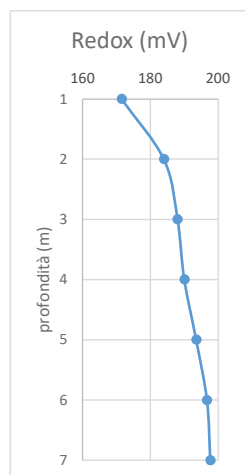
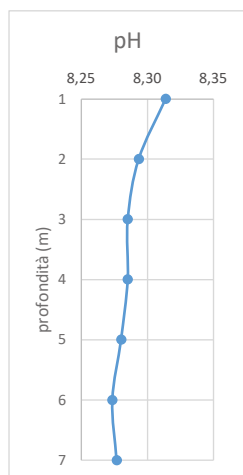
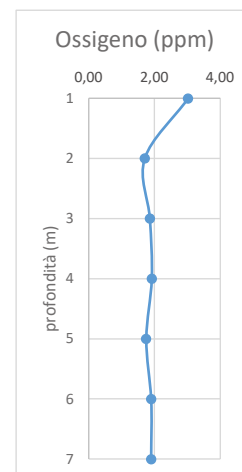
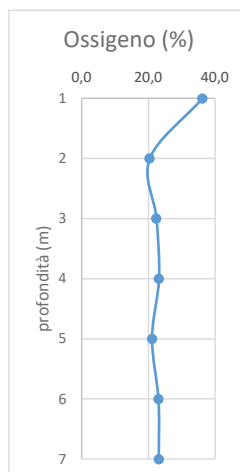
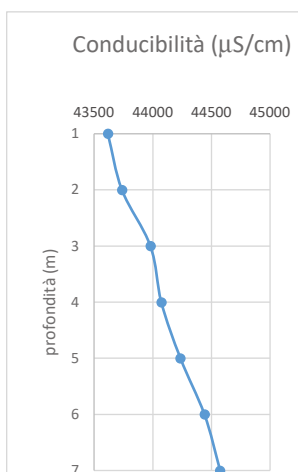
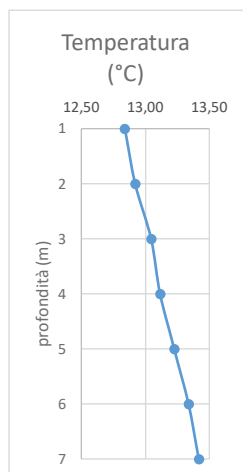
ST02 - 23/01/2019 10:35										
Profondità	Temperatura	Conducibilità	Ossigeno	Ossigeno	pH	Potenziale Red-ox	Torbidità	Clorofilla 'a'	direzione corrente	velocità corrente
m	°C	μS/cm	%	ppm	-	mV	NTU	mg/m ³	-	m/s
1	12,60	43567,5	13,0	1,09	8,35	171,50	2,1	8,03	N	0,1
2	12,77	43628	9,8	0,82	8,34	176,75	1,4	2,53		
3	12,92	44080	11,4	0,95	8,34	179,33	1,3	1,83		
4	13,18	44518	13,4	1,11	8,33	181,25	1,2	1,65		
5	13,42	44913	13,4	1,11	8,32	182,67	1,2	1,93		
6	13,54	44954	14,8	1,22	8,32	184,20	1,2	1,20		



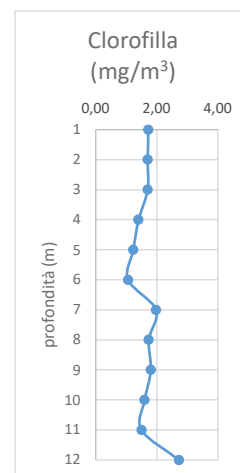
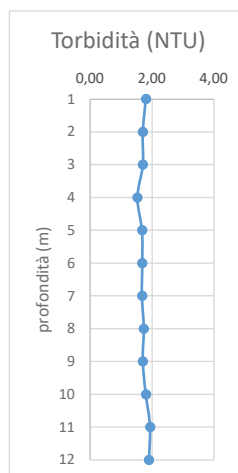
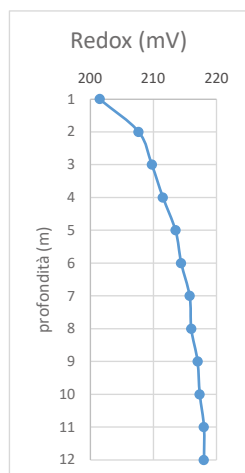
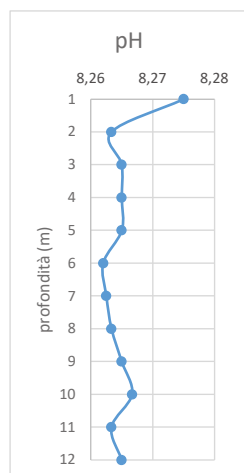
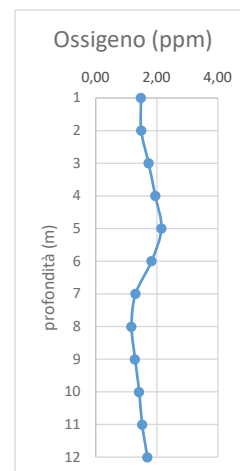
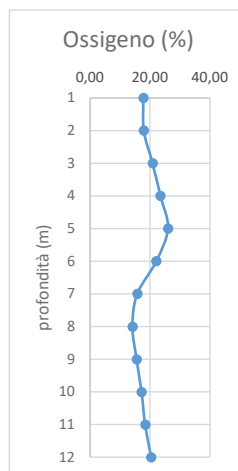
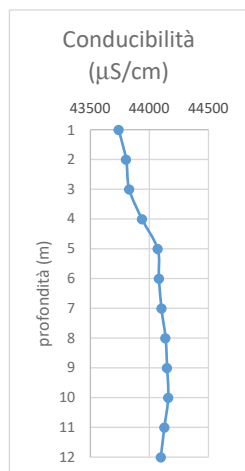
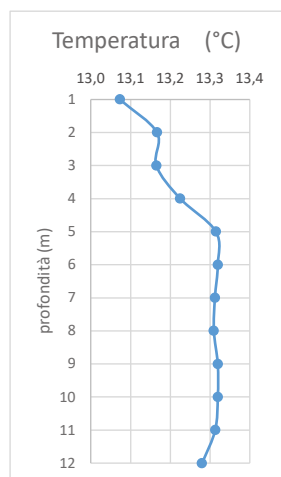
ST03 - 23/01/2019 10:10										
Profondità	Temperatura	Conducibilità	Ossigeno	Ossigeno	pH	Potenziale Red-ox	Torbidità	Clorofilla 'a'	direzione corrente	velocità corrente
m	°C	μS/cm	%	ppm	-	mV	NTU	mg/m ³	-	m/s
1	12,74	43676,7	23,82	1,99	8,33	183,33	2,47	6,37	N	0,1
2	12,90	43750	20,03	1,67	8,33	190,33	1,47	1,70		
3	12,91	43780	20,13	1,69	8,32	192,33	1,40	1,63		
4	13,20	44370	21,10	1,75	8,32	194,00	1,25	1,30		
5	13,38	44586,7	19,37	1,59	8,31	195,33	1,10	1,43		
6	13,44	44666,7	19,47	1,60	8,31	196,33	1,10	1,83		
7	13,48	44733,3	20,07	1,65	8,31	197,33	1,07	1,40		
8	13,50	44760	19,80	1,63	8,30	198,33	1,00	1,40		



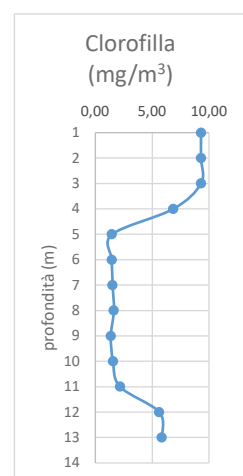
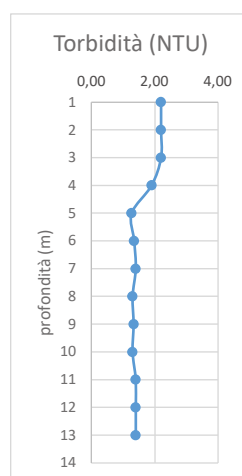
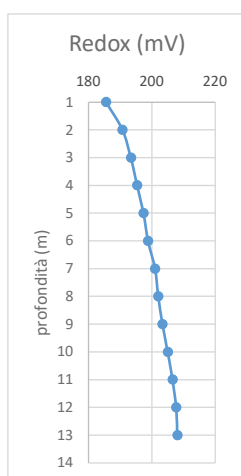
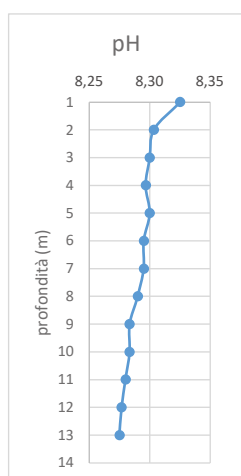
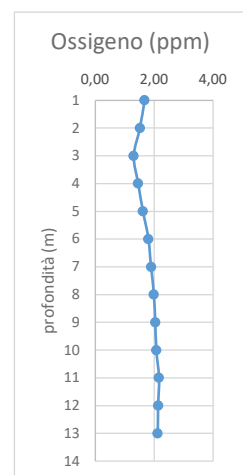
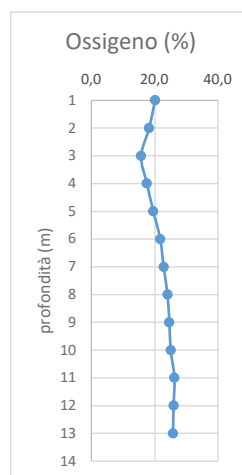
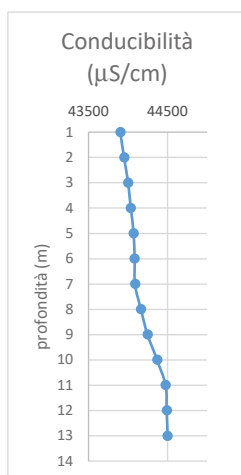
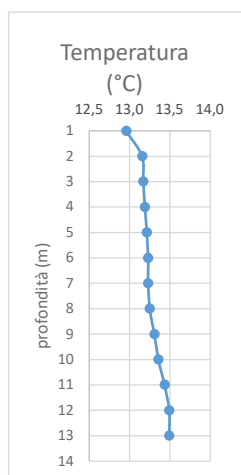
ST04 - 23/01/2019 10:20										
Profondità	Temperatura	Conducibilità	Ossigeno	Ossigeno	pH	Potenziale Red-ox	Torbidità	Clorofilla 'a'	direzione corrente	velocità corrente
m	°C	μS/cm	%	ppm	-	mV	NTU	mg/m ³	-	m/s
1	12,84	43617,5	36,19	3,03	8,31	171,50	1,76	5,11	N	0,1
2	12,92	43736,7	20,40	1,71	8,29	184,00	1,4	1,97		
3	13,05	43980	22,40	1,86	8,29	188,00	1,3	1,30		
4	13,12	44072,5	23,15	1,92	8,29	190,00	1,3	1,63		
5	13,23	44235	21,10	1,75	8,28	193,50	1,2	1,45		
6	13,34	44440	23,00	1,90	8,27	196,67	1,1	0,97		
7	13,42	44573	23,13	1,90	8,28	197,67	1,1	1,20		



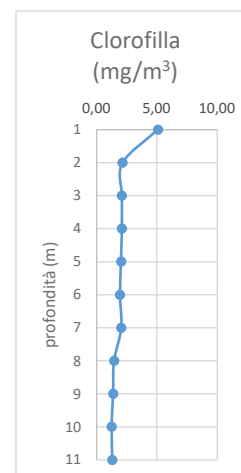
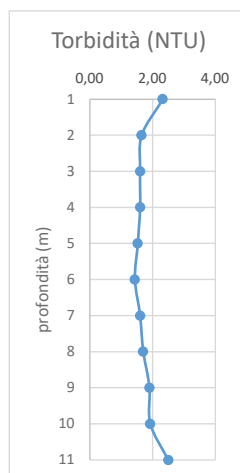
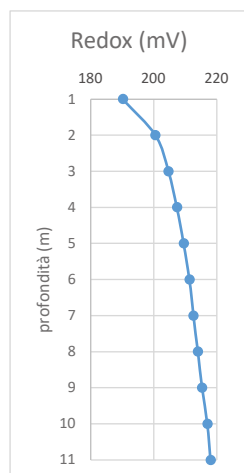
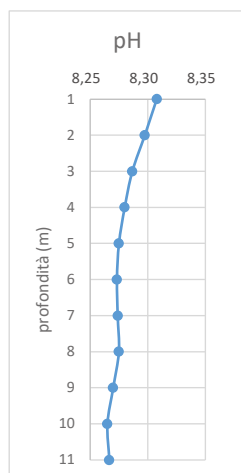
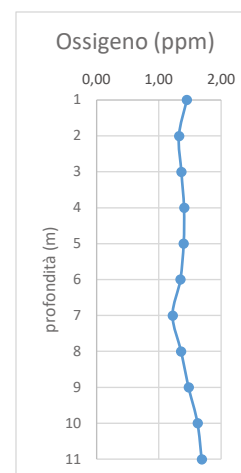
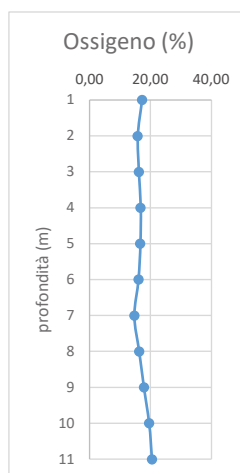
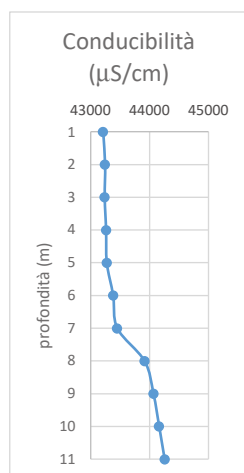
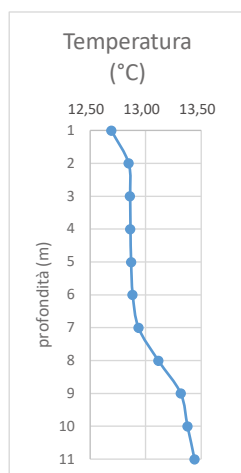
ST05 - 23/01/2019 9:50										
Profondità	Temperatura	Conducibilità	Ossigeno	Ossigeno	pH	Potenziale Red-ox	Torbidità	Clorofilla 'a'	direzione corrente	velocità corrente
m	°C	μS/cm	%	ppm	-	mV	NTU	mg/m ³	-	m/s
1	13,07	43741,67	17,75	1,48	8,28	201,50	1,80	1,72	NW	0,3
2	13,17	43803	17,90	1,49	8,26	207,67	1,70	1,70		
3	13,17	43830	20,85	1,73	8,27	209,75	1,70	1,70		
4	13,23	43938	23,45	1,95	8,27	211,50	1,53	1,40		
5	13,32	44070	26,00	2,15	8,27	213,50	1,68	1,23		
6	13,32	44082	22,06	1,82	8,26	214,40	1,68	1,06		
7	13,31	44103	15,75	1,30	8,26	215,75	1,68	1,98		
8	13,31	44137	14,13	1,17	8,26	216,00	1,73	1,73		
9	13,32	44150	15,53	1,29	8,27	217,00	1,70	1,80		
10	13,32	44160	17,17	1,42	8,27	217,33	1,80	1,60		
11	13,31	44127	18,40	1,52	8,26	218,00	1,93	1,50		
12	13,28	44098	20,35	1,69	8,27	218,00	1,90	2,73		



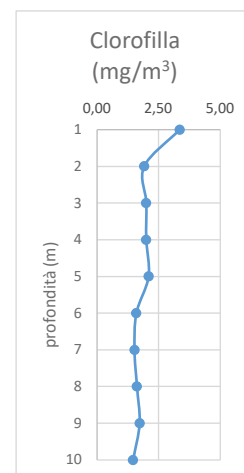
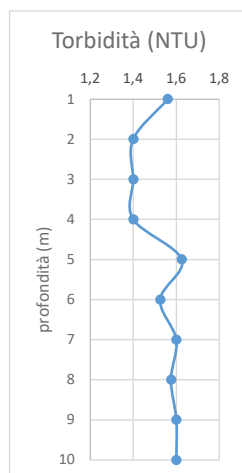
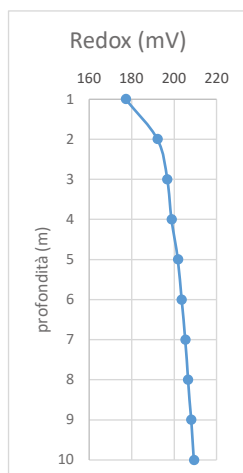
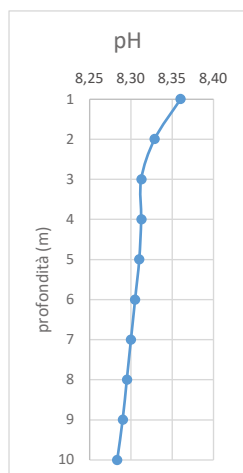
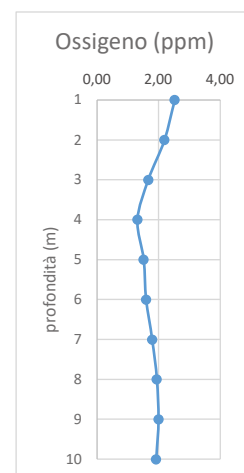
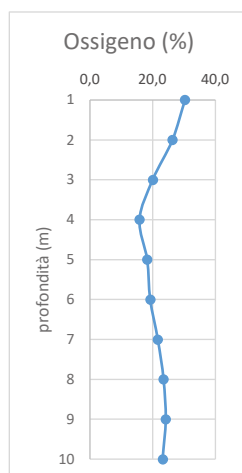
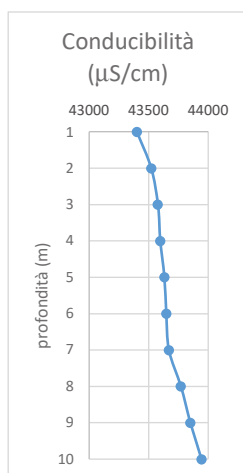
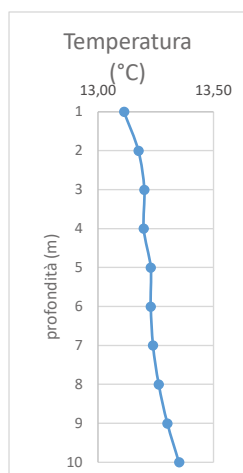
ST06 - 23/01/2019 10:05										
Profondità	Temperatura	Conducibilità	Ossigeno	Ossigeno	pH	Potenziale Red-ox	Torbidità	Clorofilla 'a'	direzione corrente	velocità corrente
m	°C	μS/cm	%	ppm	-	mV	NTU	mg/m ³	-	m/s
1	12,96	43902,5	20,1	1,68	8,33	185,50	2,20	9,30	NW	0,3
2	13,16	43950	18,3	1,52	8,30	190,67	2,20	9,30		
3	13,17	44000	15,7	1,30	8,30	193,33	2,20	9,30		
4	13,19	44033,3	17,5	1,46	8,30	195,33	1,90	6,87		
5	13,21	44070	19,6	1,62	8,30	197,33	1,27	1,47		
6	13,23	44082,5	21,8	1,81	8,30	198,75	1,35	1,45		
7	13,23	44087,5	22,9	1,90	8,30	201,00	1,40	1,53		
8	13,25	44163,3	24,1	1,99	8,29	202,00	1,30	1,63		
9	13,31	44246,7	24,6	2,04	8,28	203,33	1,33	1,37		
10	13,36	44366,7	25,1	2,07	8,28	205,00	1,30	1,57		
11	13,43	44475	26,3	2,16	8,28	206,50	1,40	2,18		
12	13,49	44490	26,0	2,14	8,28	207,67	1,40	5,63		
13	13,49	44500	25,8	2,12	8,28	208,00	1,40	5,85		



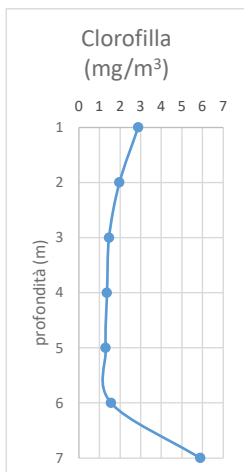
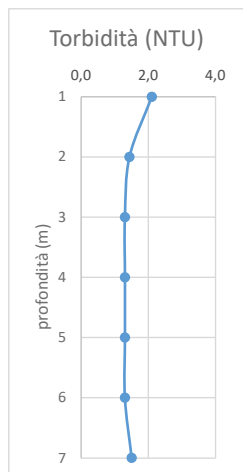
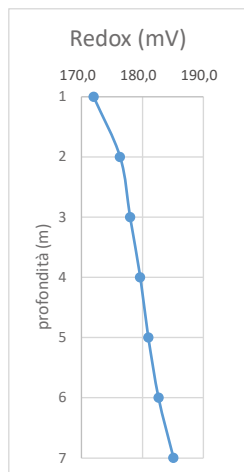
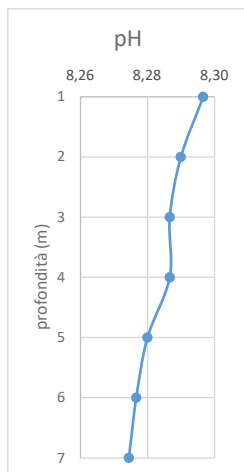
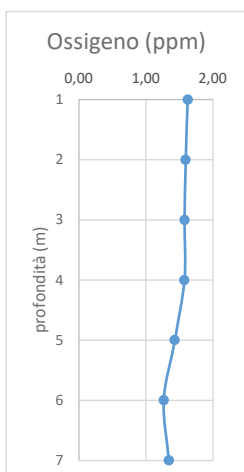
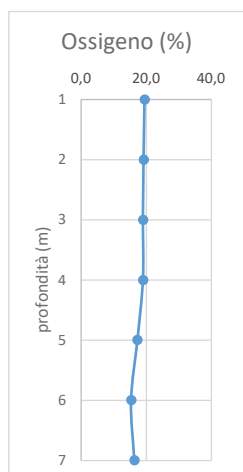
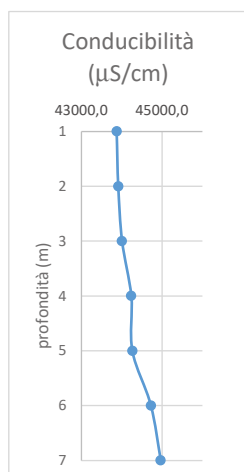
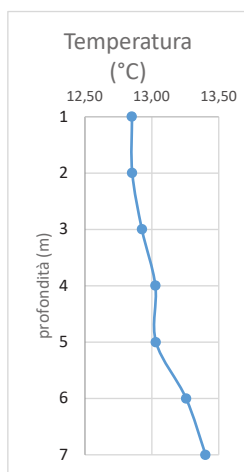
ST07 – 23/01/2019 9:40										
Profondità	Temperatura	Conducibilità	Ossigeno	Ossigeno	pH	Potenziale Red-ox	Torbidità	Clorofilla 'a'	direzione corrente	velocità corrente
m	°C	μS/cm	%	ppm	-	mV	NTU	mg/m ³	-	m/s
1	12,69	43212	17,22	1,45	8,31	190,20	2,32	5,08	NW	0,3
2	12,85	43245	15,80	1,32	8,30	200,50	1,65	2,15		
3	12,86	43240	16,20	1,36	8,29	204,67	1,60	2,10		
4	12,86	43263,3	16,77	1,40	8,28	207,33	1,60	2,10		
5	12,87	43275	16,65	1,40	8,28	209,50	1,53	2,03		
6	12,88	43383,3	16,07	1,34	8,27	211,33	1,43	1,93		
7	12,94	43452	14,68	1,22	8,27	212,60	1,60	2,04		
8	13,12	43915	16,30	1,36	8,28	214,00	1,70	1,45		
9	13,32	44066,7	17,83	1,48	8,27	215,33	1,90	1,37		
10	13,38	44162,5	19,55	1,62	8,27	217,00	1,93	1,25		
11	13,44	44256,7	20,47	1,69	8,27	218,00	2,50	1,30		



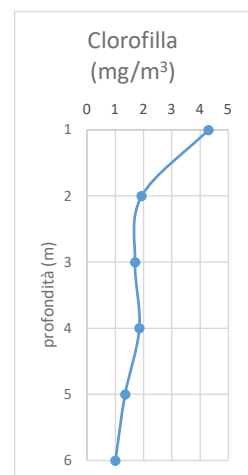
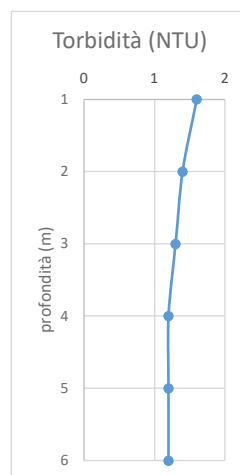
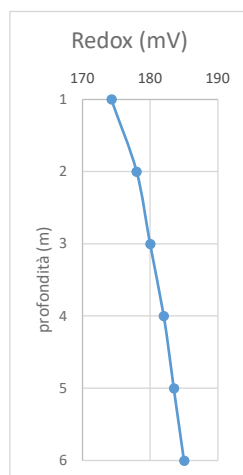
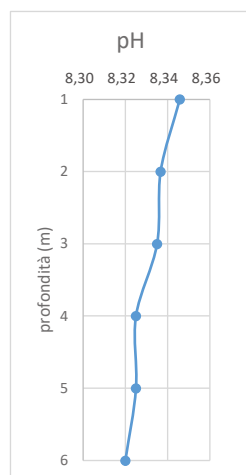
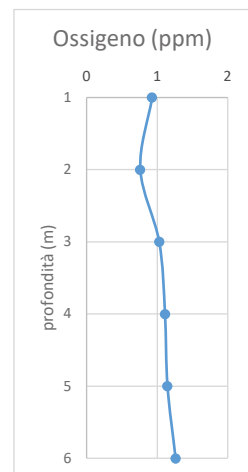
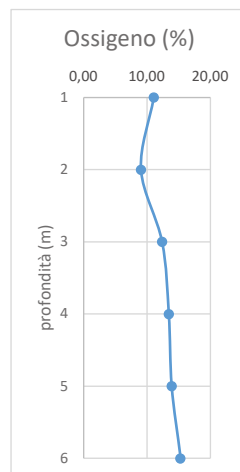
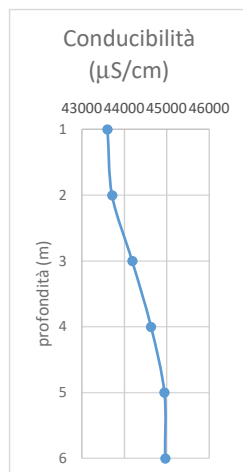
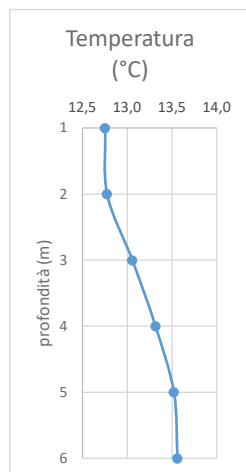
ST08 – 23/01/2019 9:25										
Profondità	Temperatura	Conducibilità	Ossigeno	Ossigeno	pH	Potenziale Red-ox	Torbidità	Clorofilla 'a'	direzione corrente	velocità corrente
m	°C	μS/cm	%	ppm	-	mV	NTU	mg/m ³	-	m/s
1	13,11	43402	30,3	2,52	8,36	177,2	1,6	3,36	NW	0,3
2	13,17	43521,4	26,3	2,19	8,33	192,142857	1,4	1,91		
3	13,20	43577,5	20,0	1,67	8,31	196,75	1,4	2,00		
4	13,20	43597,5	15,8	1,32	8,31	198,75	1,4	2,00		
5	13,23	43632,5	18,3	1,52	8,31	201,75	1,625	2,10		
6	13,23	43647,5	19,2	1,60	8,31	203,5	1,525	1,60		
7	13,24	43670	21,6	1,80	8,30	205,25	1,6	1,53		
8	13,26	43770	23,5	1,95	8,30	206,5	1,575	1,63		
9	13,30	43850	24,2	2,00	8,29	208	1,6	1,73		
10	13,35	43943,3	23,2	1,92	8,28	209,3	1,6	1,47		



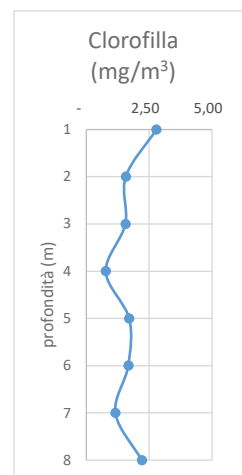
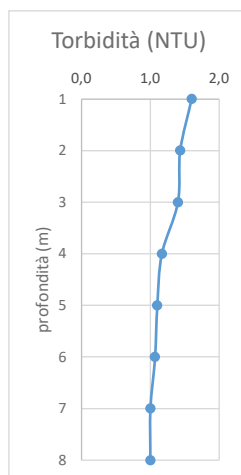
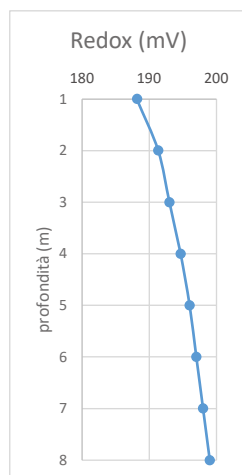
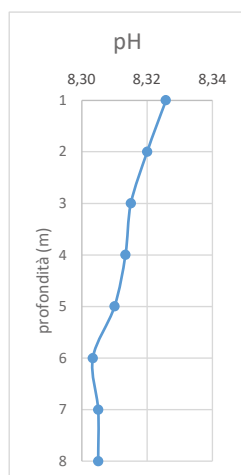
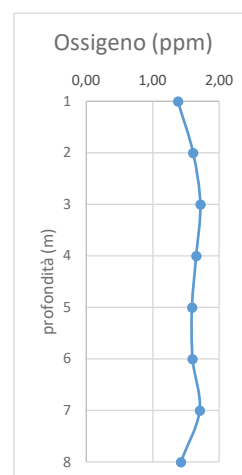
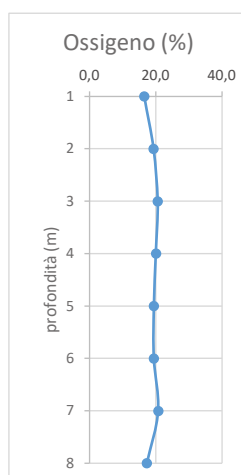
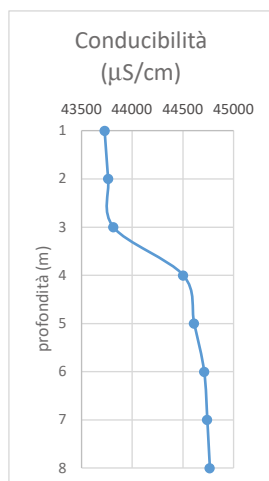
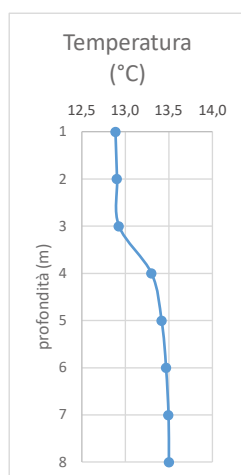
ST01 – 23/01/2019 13:30										
Profondità	Temperatura	Conducibilità	Ossigeno	Ossigeno	pH	Potenziale Red-ox	Torbidità	Clorofilla 'a'	direzione corrente	velocità corrente
m	°C	μS/cm	%	ppm	-	mV	NTU	mg/m ³	-	m/s
1	12,85	43876,7	19,4	1,62	8,30	172,0	2,1	2,88	N	0,1
2	12,85	43913,3	19,1	1,59	8,29	176,3	1,4	1,97		
3	12,93	44006,7	19,0	1,58	8,29	178,0	1,3	1,47		
4	13,03	44236,7	19,0	1,57	8,29	179,7	1,3	1,37		
5	13,03	44263,3	17,2	1,43	8,28	181,0	1,3	1,30		
6	13,26	44726,7	15,3	1,27	8,28	182,7	1,3	1,57		
7	13,40	44966,7	16,3	1,34	8,27	185,1	1,5	5,89		



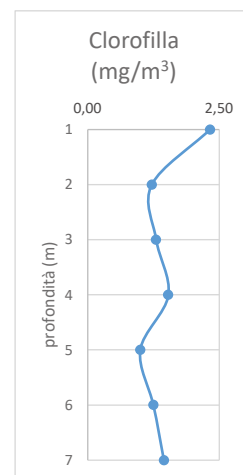
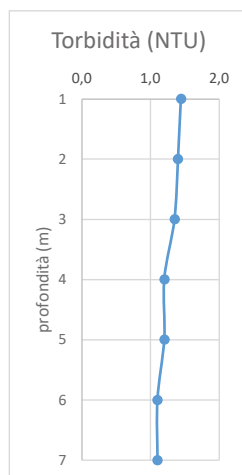
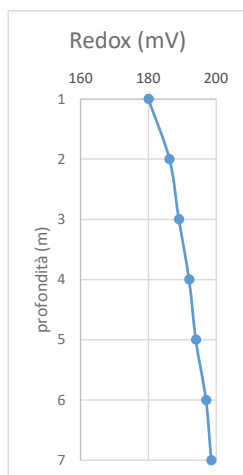
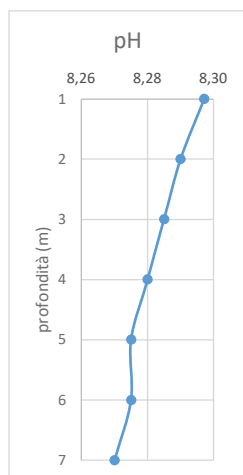
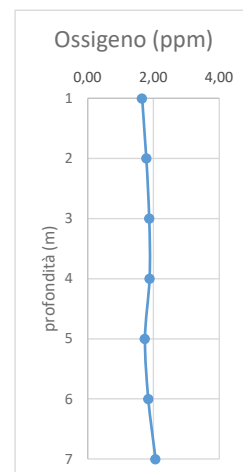
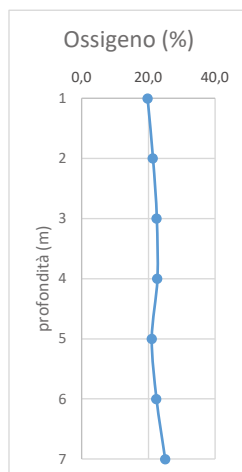
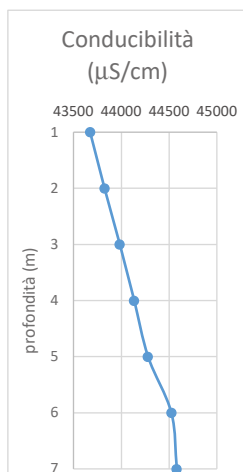
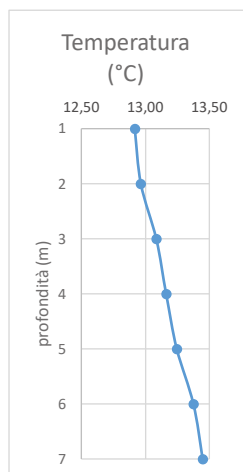
ST02 – 23/01/2019 13:50										
Profondità	Temperatura	Conducibilità	Ossigeno	Ossigeno	pH	Potenziale Red-ox	Torbidità	Clorofilla 'a'	direzione corrente	velocità corrente
m	°C	μS/cm	%	ppm	-	mV	NTU	mg/m ³	-	m/s
1	12,75	43600	11,09	0,92714286	8,35	174,29	1,6	4,30	N	0,1
2	12,77	43710	9,07	0,76	8,34	178,00	1,4	1,93		
3	13,06	44185	12,40	1,03	8,34	180,00	1,3	1,70		
4	13,32	44625	13,45	1,11	8,33	182,00	1,2	1,85		
5	13,52	44940	13,90	1,145	8,33	183,50	1,2	1,35		
6	13,56	44960	15,30	1,26	8,32	185,00	1,2	1,00		



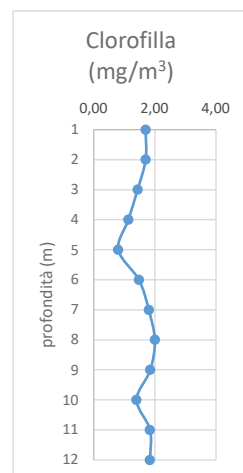
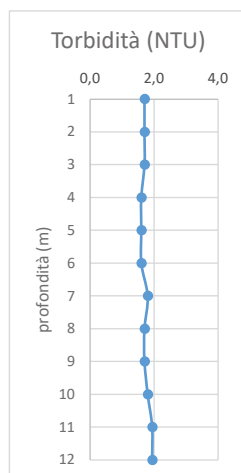
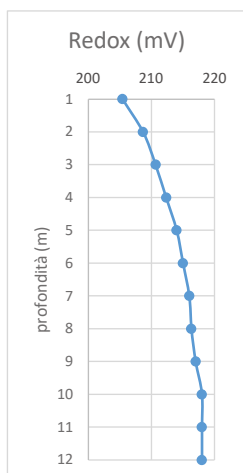
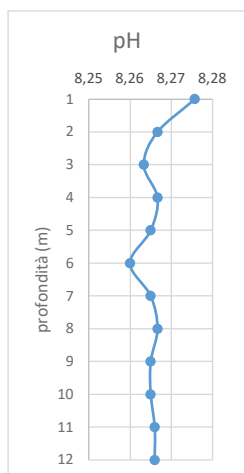
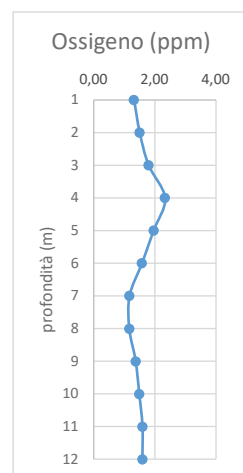
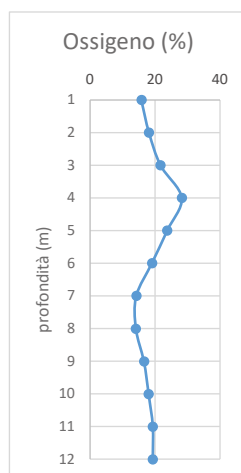
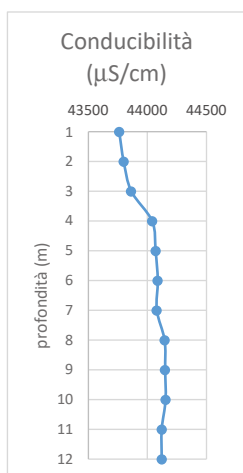
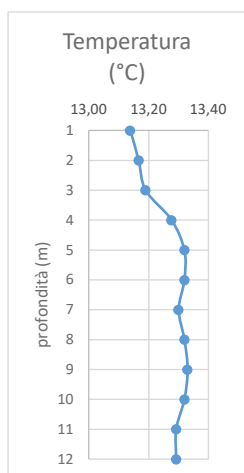
ST03 – 23/01/2019 13:10										
Profondità	Temperatura	Conducibilità	Ossigeno	Ossigeno	pH	Potenziale Red-ox	Torbidità	Clorofilla 'a'	direzione corrente	velocità corrente
m	°C	μS/cm	%	ppm	-	mV	NTU	mg/m ³	-	m/s
1	12,89	43728,6	16,5	1,38	8,33	188,14	1,6	2,79	N	0,1
2	12,90	43763,3	19,3	1,61	8,32	191,33	1,4	1,57		
3	12,93	43815	20,6	1,72	8,32	193,00	1,4	1,55		
4	13,30	44503,3	20,0	1,65	8,31	194,67	1,2	0,77		
5	13,42	44610	19,4	1,59	8,31	196,00	1,1	1,70		
6	13,47	44710	19,4	1,60	8,30	197,00	1,1	1,67		
7	13,50	44740	20,7	1,71	8,31	198,00	1,0	1,15		
8	13,50	44765	17,3	1,42	8,31	199,00	1,0	2,20		



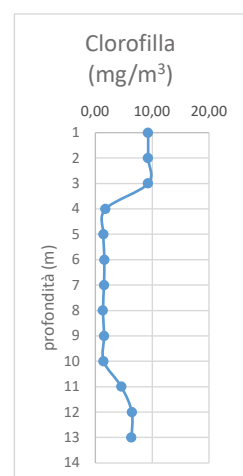
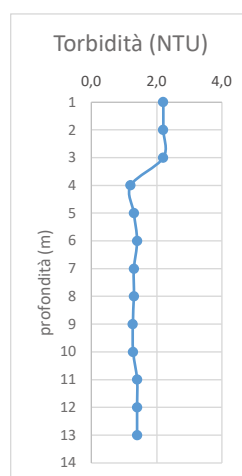
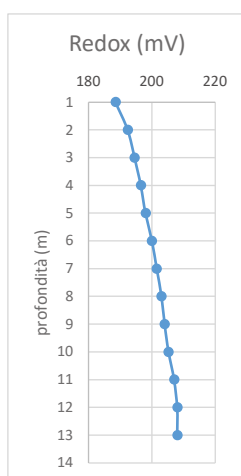
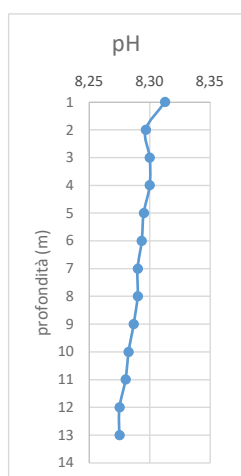
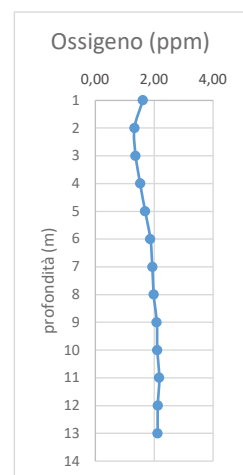
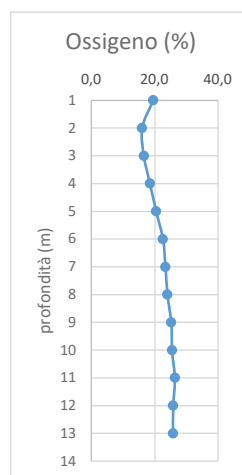
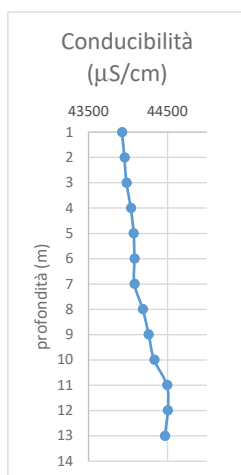
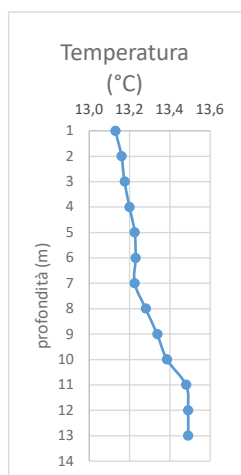
ST04 – 23/01/2019 13:25										
Profondità	Temperatura	Conducibilità	Ossigeno	Ossigeno	pH	Potenziale Red-ox	Torbidità	Clorofilla 'a'	direzione corrente	velocità corrente
m	°C	μS/cm	%	ppm	-	mV	NTU	mg/m ³	-	m/s
1	12,92	43674,3	19,8	1,65	8,30	180,00	1,4	2,33	N	0,1
2	12,96	43826	21,4	1,78	8,29	186,20	1,4	1,22		
3	13,09	43985	22,5	1,87	8,29	189,00	1,4	1,30		
4	13,16	44135	22,7	1,88	8,28	192,00	1,2	1,53		
5	13,25	44280	21,0	1,74	8,28	194,00	1,2	1,00		
6	13,38	44525	22,4	1,85	8,28	197,00	1,1	1,25		
7	13,45	44580	25,1	2,06	8,27	198,50	1,1	1,45		



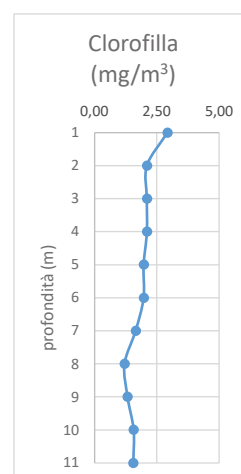
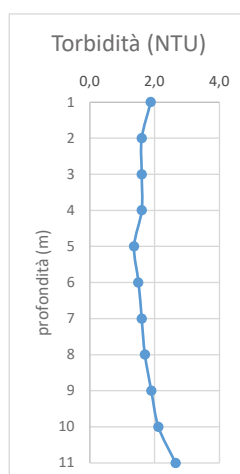
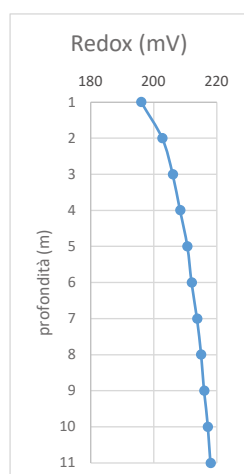
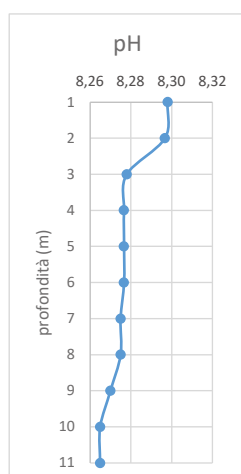
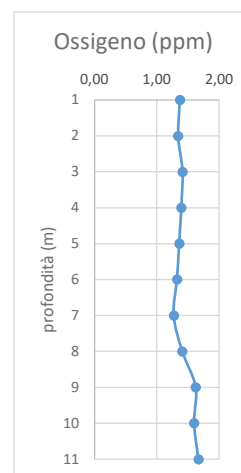
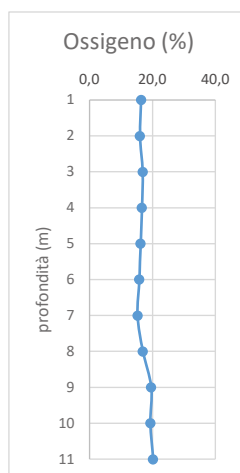
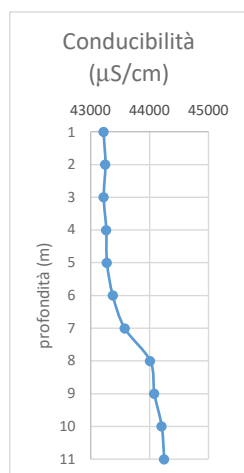
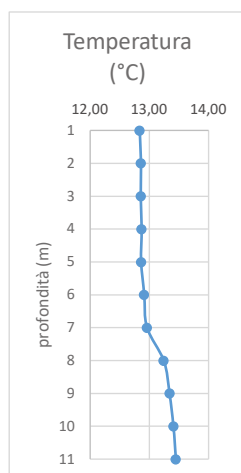
ST05 – 23/01/2019 12:50										
Profondità	Temperatura	Conducibilità	Ossigeno	Ossigeno	pH	Potenziale Red-ox	Torbidità	Clorofilla 'a'	direzione corrente	velocità corrente
m	°C	μS/cm	%	ppm	-	mV	NTU	mg/m ³	-	m/s
1	13,14	43761,4	15,8	1,31	8,28	205,43	1,7	1,70	NW	0,3
2	13,17	43800	18,1	1,50	8,27	208,67	1,7	1,70		
3	13,19	43863,3	21,6	1,80	8,26	210,67	1,7	1,43		
4	13,28	44040	28,2	2,33	8,27	212,33	1,6	1,13		
5	13,32	44070	23,7	1,96	8,27	214,00	1,6	0,80		
6	13,32	44087,5	19,1	1,58	8,26	215,00	1,6	1,48		
7	13,30	44080	14,2	1,17	8,27	216,00	1,8	1,80		
8	13,32	44146,7	14,1	1,16	8,27	216,33	1,7	2,00		
9	13,33	44150	16,6	1,37	8,27	217,00	1,7	1,85		
10	13,32	44155	18,0	1,49	8,27	218,00	1,8	1,40		
11	13,29	44122	19,3	1,59	8,27	218,00	1,9	1,84		
12	13,29	44122	19,3	1,59	8,27	218,00	1,9	1,84		



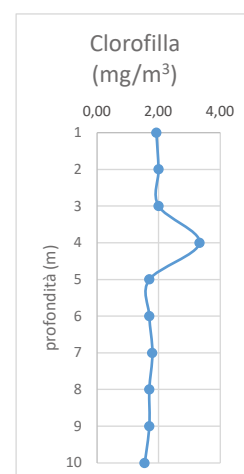
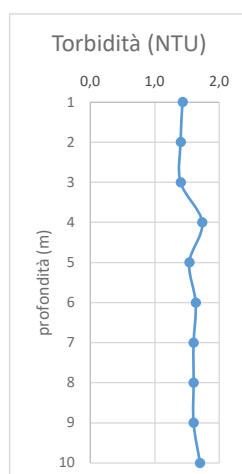
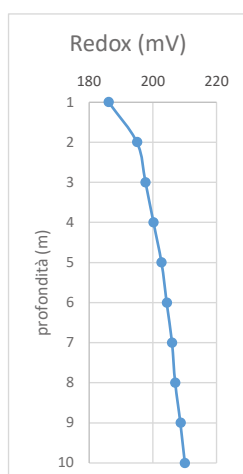
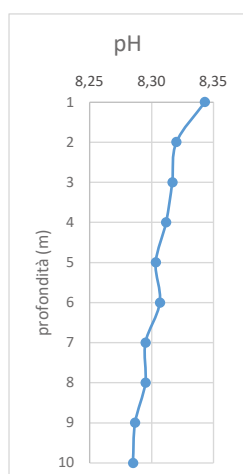
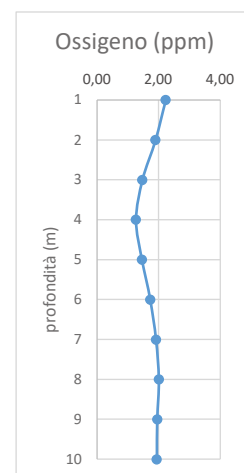
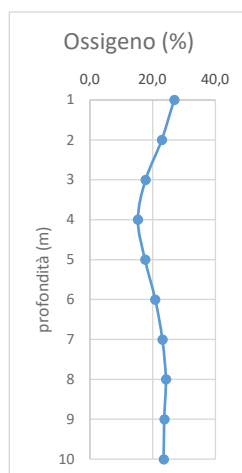
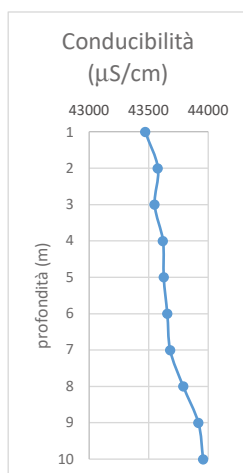
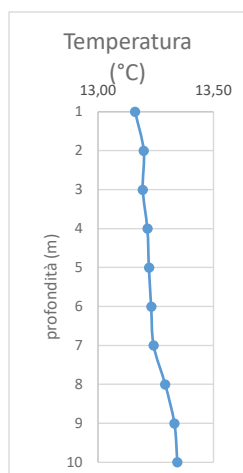
ST06 – 23/01/2019 13:00										
Profondità	Temperatura	Conducibilità	Ossigeno	Ossigeno	pH	Potenziale Red-ox	Torbidità	Clorofilla 'a'	direzione corrente	velocità corrente
m	°C	μS/cm	%	ppm	-	mV	NTU	mg/m ³	-	m/s
1	13,13	43922,5	19,5	1,62	8,31	188,50	2,2	9,30	NW	0,3
2	13,16	43953,3	16,0	1,33	8,30	192,33	2,2	9,30		
3	13,18	43980	16,6	1,37	8,30	194,50	2,2	9,30		
4	13,20	44035	18,5	1,53	8,30	196,50	1,2	1,80		
5	13,23	44070	20,5	1,70	8,30	198,00	1,3	1,45		
6	13,23	44080	22,6	1,87	8,29	200,00	1,4	1,60		
7	13,23	44080	23,4	1,94	8,29	201,50	1,3	1,55		
8	13,28	44185	24,0	1,99	8,29	203,00	1,3	1,35		
9	13,34	44260	25,2	2,09	8,29	204,00	1,3	1,57		
10	13,39	44330	25,5	2,11	8,28	205,25	1,3	1,48		
11	13,48	44493,3	26,4	2,17	8,28	207,00	1,4	4,60		
12	13,49	44503	25,9	2,13	8,28	208,00	1,4	6,45		
13	13,49	44465	25,8	2,12	8,28	208,00	1,4	6,35		



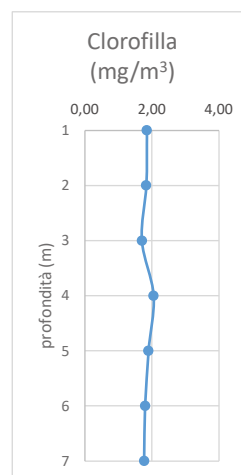
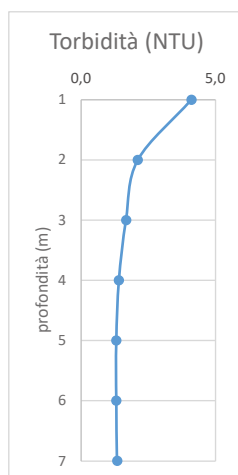
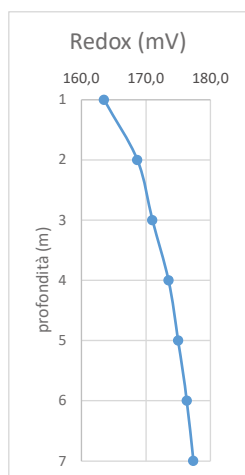
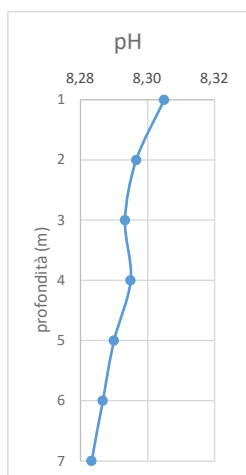
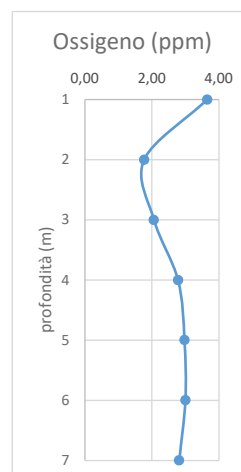
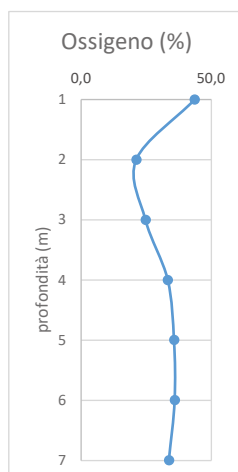
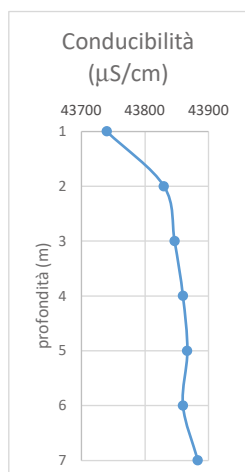
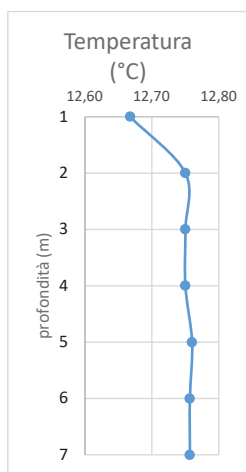
ST07 – 23/01/2019 12:40										
Profondità	Temperatura	Conducibilità	Ossigeno	Ossigeno	pH	Potenziale Red-ox	Torbidità	Clorofilla 'a'	direzione corrente	velocità corrente
m	°C	μS/cm	%	ppm	-	mV	NTU	mg/m ³	-	m/s
1	12,84	43220	16,4	1,37	8,30	196,00	1,9	2,92	NW	0,3
2	12,86	43250	16,0	1,34	8,30	202,67	1,6	2,10		
3	12,86	43222	16,9	1,41	8,28	206,00	1,6	2,10		
4	12,87	43266,7	16,6	1,39	8,28	208,33	1,6	2,10		
5	12,86	43276,7	16,2	1,36	8,28	210,67	1,4	1,97		
6	12,91	43376,7	15,8	1,32	8,28	212,00	1,5	1,97		
7	12,96	43580	15,3	1,27	8,28	213,75	1,6	1,65		
8	13,25	44010	16,9	1,41	8,28	215,00	1,7	1,20		
9	13,34	44082	19,6	1,62	8,27	216,00	1,9	1,32		
10	13,41	44206,7	19,3	1,60	8,27	217,17	2,1	1,57		
11	13,45	44250	20,2	1,67	8,27	218,00	2,7	1,55		



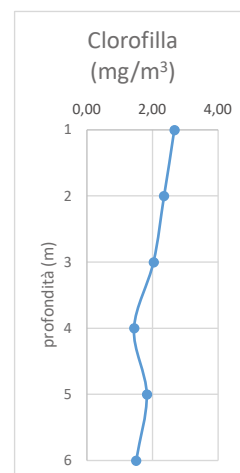
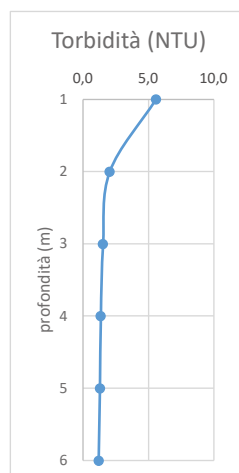
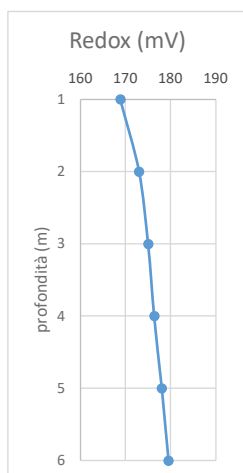
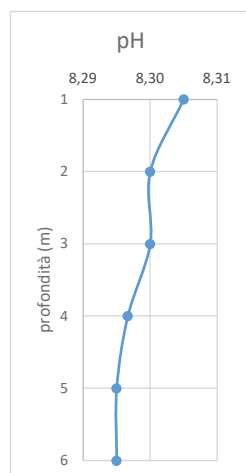
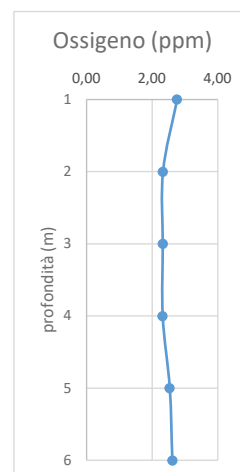
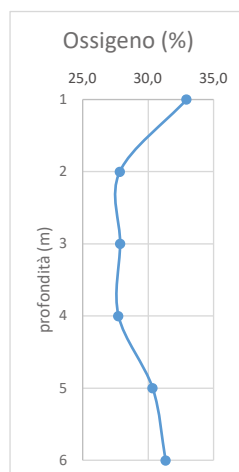
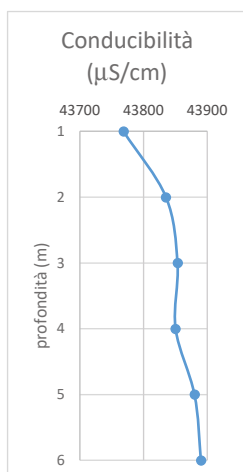
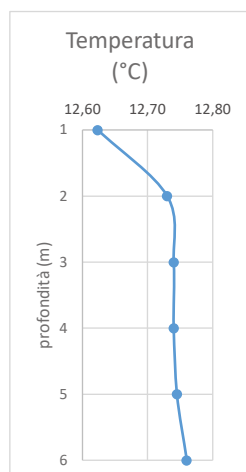
ST08 – 23/01/2019 12:30										
Profondità	Temperatura	Conducibilità	Ossigeno	Ossigeno	pH	Potenziale Red-ox	Torbidità	Clorofilla 'a'	direzione corrente	velocità corrente
m	°C	μS/cm	%	ppm	-	mV	NTU	mg/m ³	-	m/s
1	13,16	43471	26,8	2,24	8,34	186,1	1,4	1,93	NW	0,3
2	13,20	43577,5	22,9	1,90	8,32	195	1,4	2,00		
3	13,19	43550	17,7	1,48	8,32	197,7	1,4	2,00		
4	13,21	43620	15,3	1,27	8,31	200,2	1,7	3,33		
5	13,22	43626,7	17,6	1,46	8,30	202,7	1,5	1,70		
6	13,23	43656,7	20,8	1,73	8,31	204,3	1,6	1,70		
7	13,24	43680	23,1	1,92	8,30	206	1,6	1,80		
8	13,29	43790	24,2	2,01	8,30	207	1,6	1,70		
9	13,33	43916,7	23,7	1,96	8,29	208,7	1,6	1,70		
10	13,34	43957,5	23,5	1,94	8,29	210	1,7	1,55		



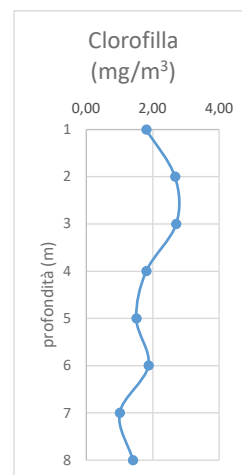
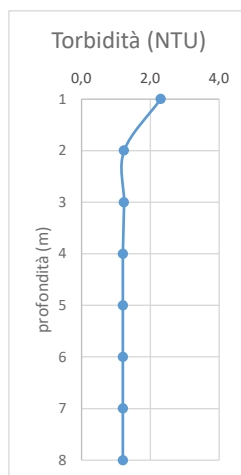
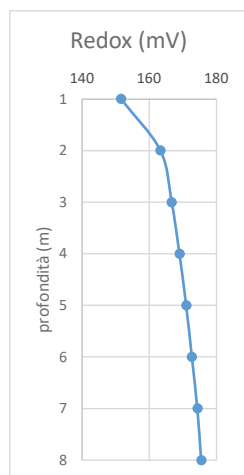
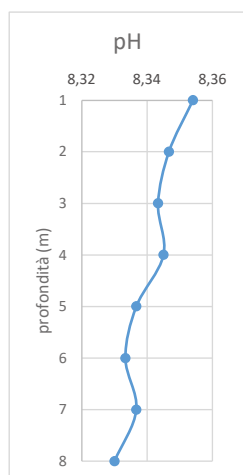
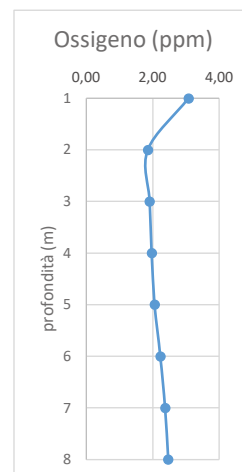
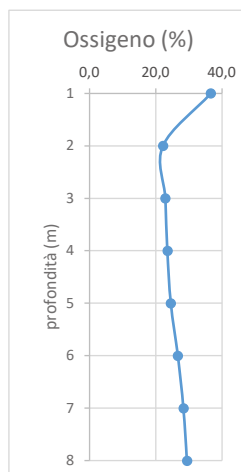
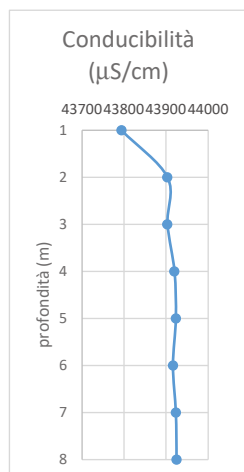
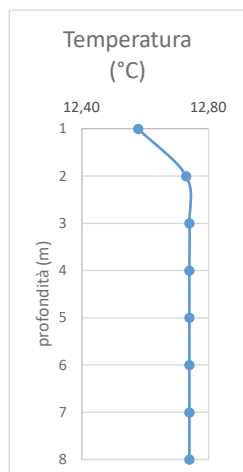
ST01 – 26/01/2019 10:30										
Profondità	Temperatura	Conducibilità	Ossigeno	Ossigeno	pH	Potenziale Red-ox	Torbidità	Clorofilla 'a'	direzione corrente	velocità corrente
m	°C	μS/cm	%	ppm	-	mV	NTU	mg/m ³	-	m/s
1	12,67	43740	43,6	3,65	8,31	163,5	4,1	1,85	N	0,1
2	12,75	43830	21,1	1,77	8,30	168,7	2,1	1,83		
3	12,75	43847	24,7	2,06	8,29	171,0	1,7	1,70		
4	12,75	43860	33,2	2,78	8,30	173,5	1,4	2,05		
5	12,76	43867	35,6	2,97	8,29	175,0	1,3	1,90		
6	12,76	43860	35,9	3,00	8,29	176,3	1,3	1,80		
7	12,76	43883	33,7	2,81	8,28	177,3	1,3	1,77		



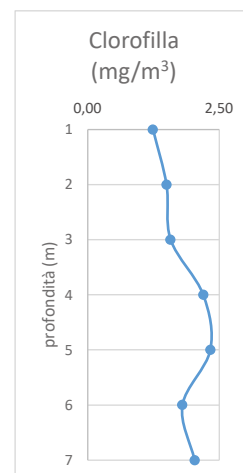
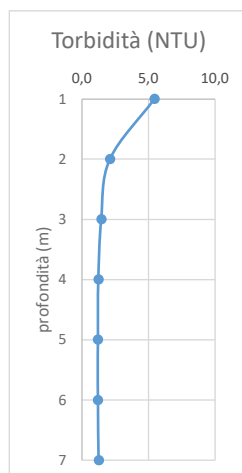
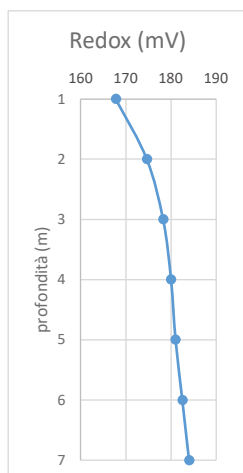
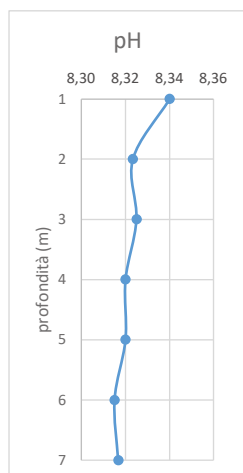
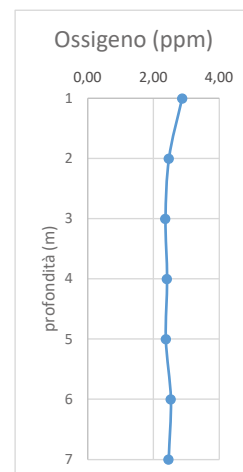
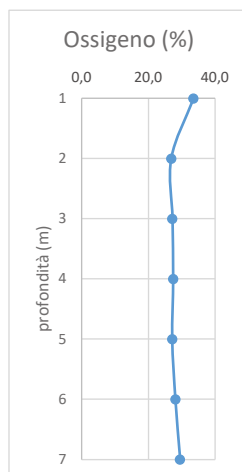
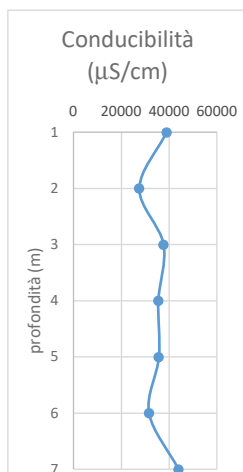
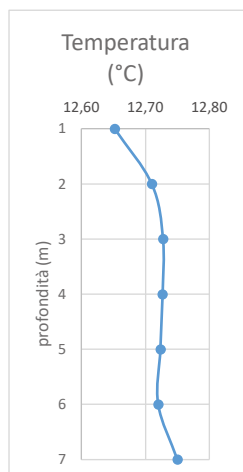
ST02 – 26/01/2019 10:40										
Profondità	Temperatura	Conducibilità	Ossigeno	Ossigeno	pH	Potenziale Red-ox	Torbidità	Clorofilla 'a'	direzione corrente	velocità corrente
m	°C	μS/cm	%	ppm	-	mV	NTU	mg/m ³	-	m/s
1	12,62	43768	33,0	2,76	8,31	168,833333	5,6	2,67	N	0,1
2	12,73	43835	27,9	2,33	8,30	173	2,1	2,35		
3	12,74	43853	27,9	2,33	8,30	175	1,5	2,03		
4	12,74	43850	27,7	2,32	8,30	176,333333	1,4	1,43		
5	12,75	43880	30,4	2,54	8,30	178	1,3	1,83		
6	12,76	43890	31,4	2,62	8,30	179,5	1,2	1,50		



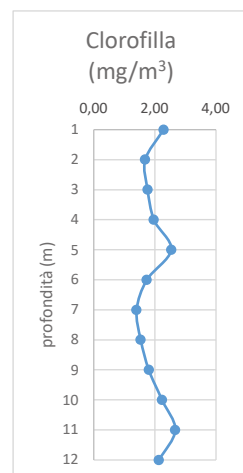
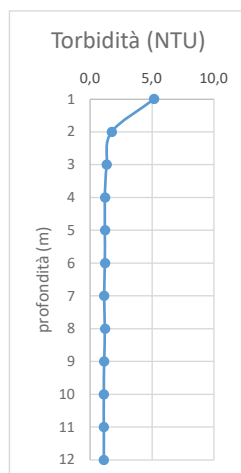
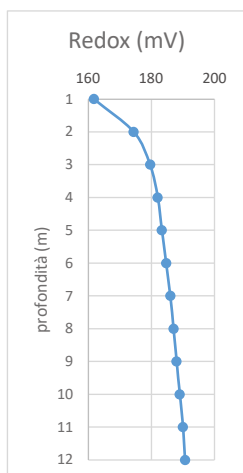
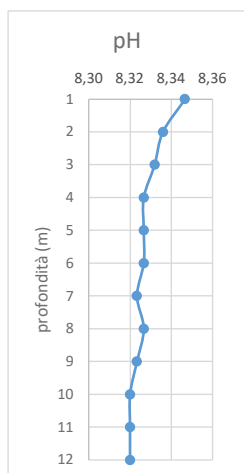
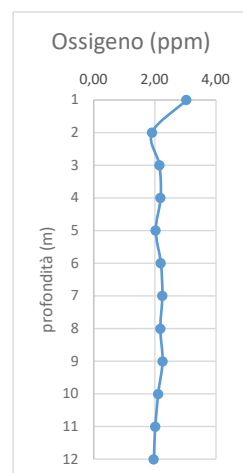
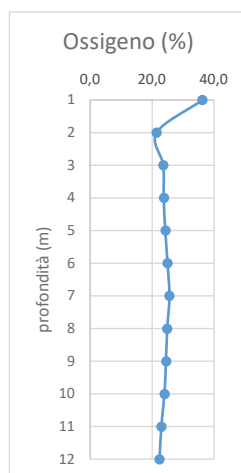
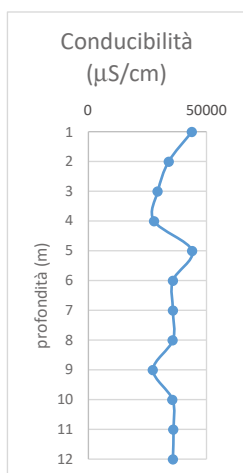
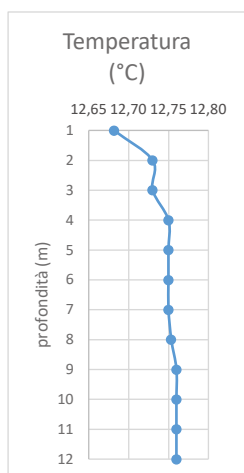
ST03 - 26/01/2019 10:10										
Profondità	Temperatura	Conducibilità	Ossigeno	Ossigeno	pH	Potenziale Red-ox	Torbidità	Clorofilla 'a'	direzione corrente	velocità corrente
m	°C	μS/cm	%	ppm	-	mV	NTU	mg/m ³	-	m/s
1	12,58	43794	36,6	3,07	8,35	151,60	2,3	1,80	N	0,1
2	12,73	43903,3	22,2	1,85	8,35	163,33	1,2	2,67		
3	12,74	43903,3	22,9	1,90	8,34	166,67	1,2	2,70		
4	12,74	43920	23,5	1,97	8,35	169,00	1,2	1,80		
5	12,74	43923,3	24,5	2,05	8,34	171,00	1,2	1,50		
6	12,74	43916,7	26,6	2,23	8,33	172,67	1,2	1,87		
7	12,74	43923,3	28,4	2,37	8,34	174,33	1,2	1,00		
8	12,74	43925	29,4	2,46	8,33	175,50	1,2	1,40		



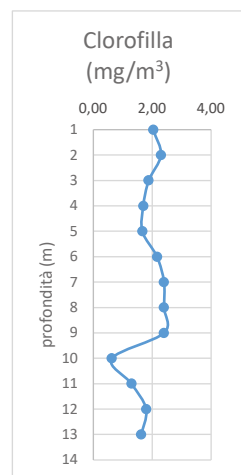
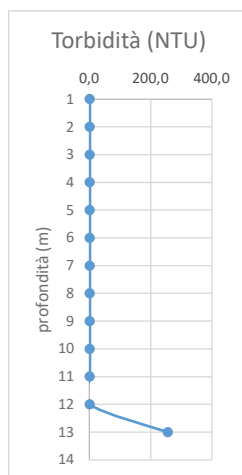
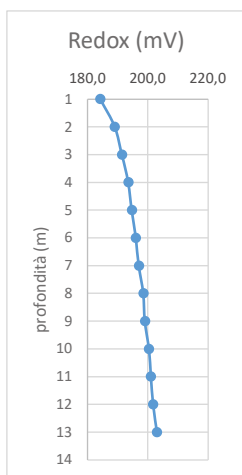
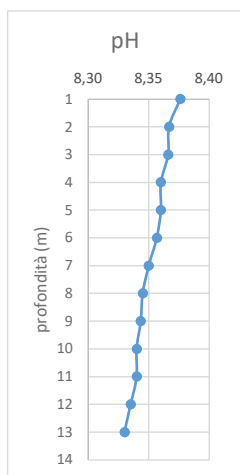
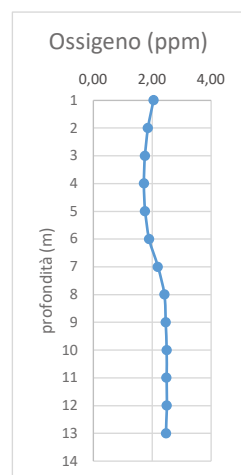
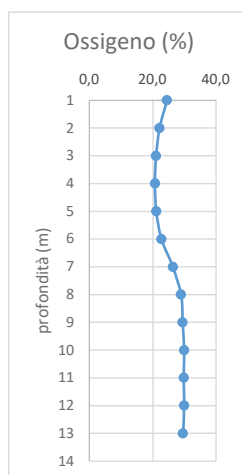
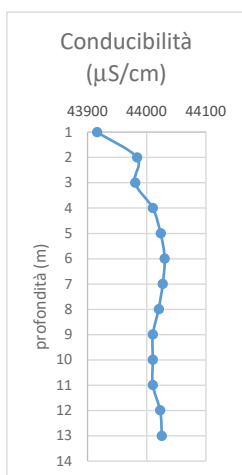
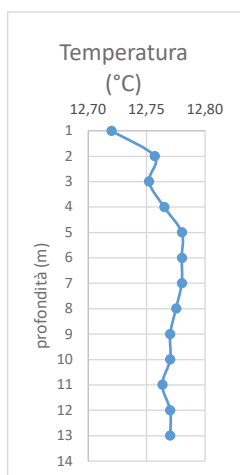
ST04 - 26/01/2019 10:20										
Profondità	Temperatura	Conducibilità	Ossigeno	Ossigeno	pH	Potenziale Red-ox	Torbidità	Clorofilla 'a'	direzione corrente	velocità corrente
m	°C	µS/cm	%	ppm	-	mV	NTU	mg/m ³	-	m/s
1	12,65	38970	33,5	2,87	8,34	167,80	5,4	1,24	N	0,1
2	12,71	27566,7	26,8	2,47	8,32	174,67	2,1	1,50		
3	12,73	37715	27,2	2,36	8,33	178,25	1,5	1,58		
4	12,73	35503,3	27,4	2,41	8,32	180,00	1,2	2,20		
5	12,72	35746,7	27,1	2,38	8,32	181,00	1,2	2,33		
6	12,72	31665	28,1	2,53	8,32	182,50	1,2	1,80		
7	12,75	43950	29,5	2,46	8,32	184,00	1,3	2,03		



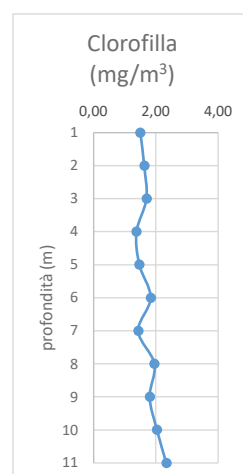
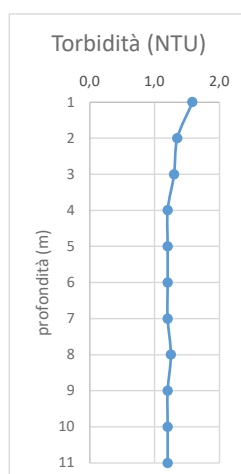
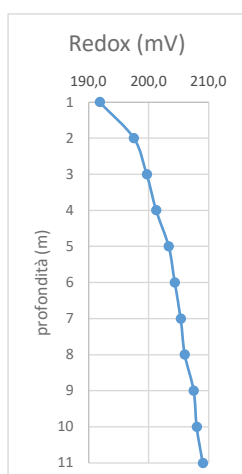
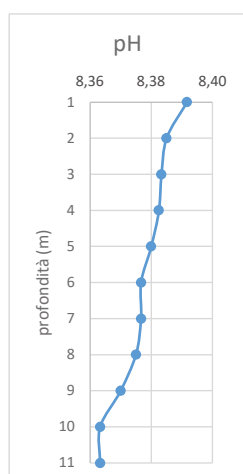
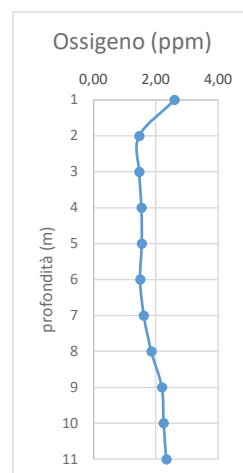
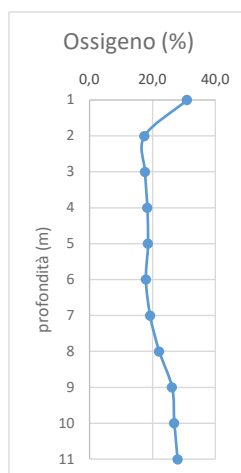
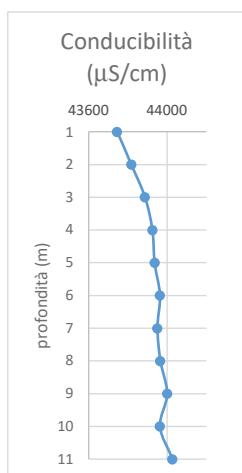
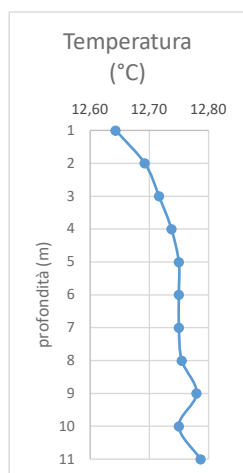
ST05 - 26/01/2019 9:50										
Profondità	Temperatura	Conducibilità	Ossigeno	Ossigeno	pH	Potenziale Red-ox	Torbidità	Clorofilla 'a'	direzione corrente	velocità corrente
m	°C	μS/cm	%	ppm	-	mV	NTU	mg/m ³	-	m/s
1	12,68	43880	36,2	3,03	8,35	161,83	5,2	2,28	N	0,1
2	12,73	34070	21,5	1,91	8,34	174,40	1,7	1,68		
3	12,73	29424	23,6	2,15	8,33	179,60	1,3	1,76		
4	12,75	27850	23,8	2,18	8,33	182,00	1,2	1,97		
5	12,75	43970	24,3	2,03	8,33	183,33	1,2	2,53		
6	12,75	35806,7	25,0	2,19	8,33	184,67	1,2	1,73		
7	12,75	35810	25,6	2,24	8,32	186,00	1,1	1,40		
8	12,75	35790	24,9	2,18	8,33	187,00	1,2	1,53		
9	12,76	27370	24,5	2,25	8,32	188,00	1,1	1,80		
10	12,76	35633,3	24,0	2,11	8,32	189,00	1,1	2,23		
11	12,76	36066,7	23,0	2,01	8,32	190,00	1,1	2,67		
12	12,76	35806,7	22,4	1,96	8,32	190,67	1,1	2,13		



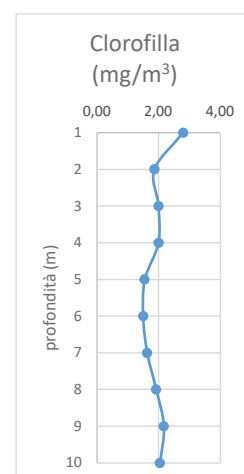
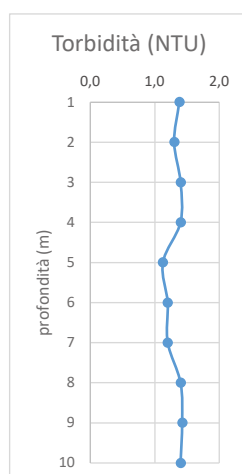
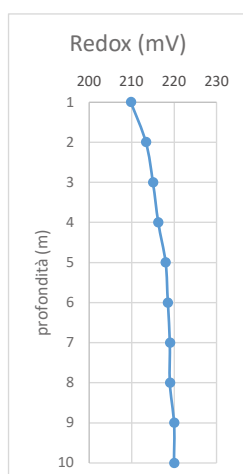
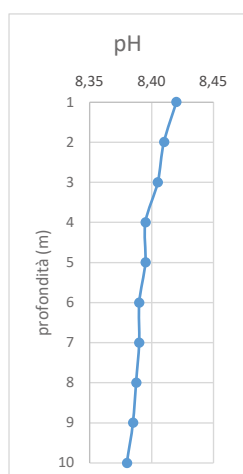
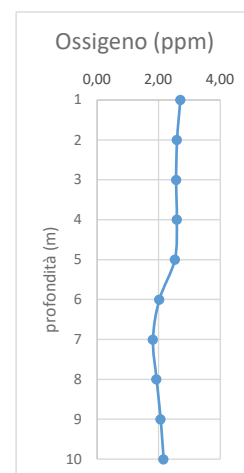
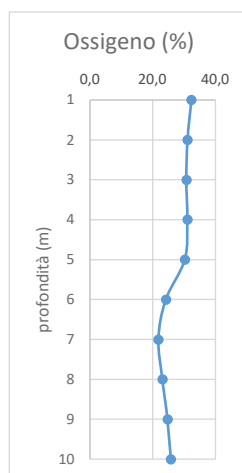
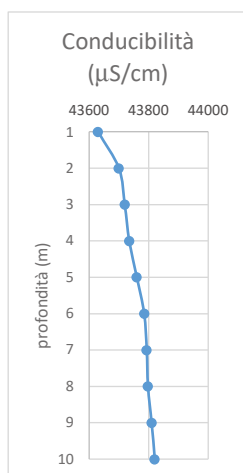
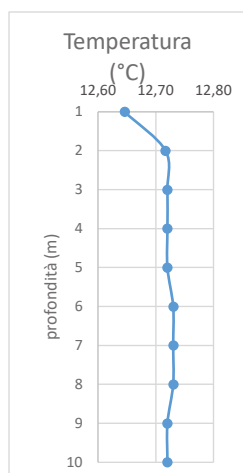
ST06 - 26/01/2019 10:00										
Profondità	Temperatura	Conducibilità	Ossigeno	Ossigeno	pH	Potenziale Red-ox	Torbidità	Clorofilla 'a'	direzione corrente	velocità corrente
m	°C	μS/cm	%	ppm	-	mV	NTU	mg/m ³	-	m/s
1	12,72	43916	24,5	2,05	8,38	184,2	1,4	2,04	N	0,1
2	12,76	43983,3	22,2	1,86	8,37	189,0	1,3	2,30		
3	12,75	43980	21,1	1,76	8,37	191,4	1,2	1,88		
4	12,77	44010	20,7	1,72	8,36	193,5	1,2	1,70		
5	12,78	44023,3	21,1	1,76	8,36	194,7	1,2	1,67		
6	12,78	44030	22,8	1,90	8,36	196,0	1,2	2,17		
7	12,78	44026,7	26,4	2,20	8,35	197,0	1,2	2,40		
8	12,78	44020	29,0	2,42	8,35	198,5	1,2	2,40		
9	12,77	44010	29,5	2,46	8,34	199,0	1,2	2,40		
10	12,77	44010	29,9	2,50	8,34	200,3	1,1	0,63		
11	12,76	44010	29,8	2,49	8,34	201,0	1,1	1,30		
12	12,77	44022,5	30,0	2,50	8,34	201,8	1,2	1,80		
13	12,77	44025	29,6	2,47	8,33	203,0	255,8	1,63		



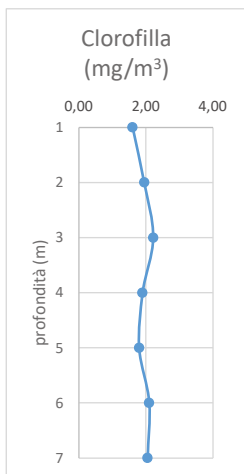
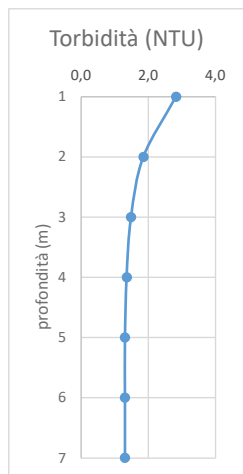
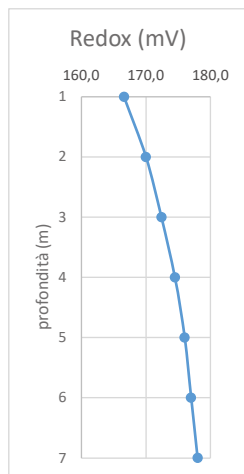
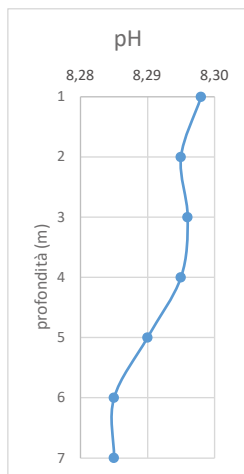
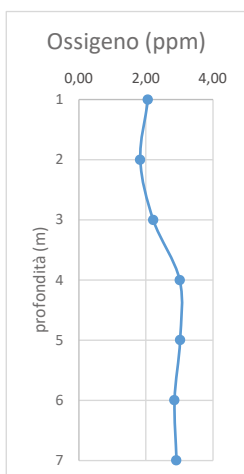
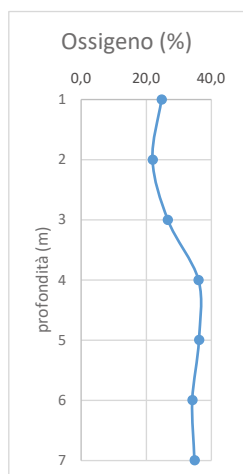
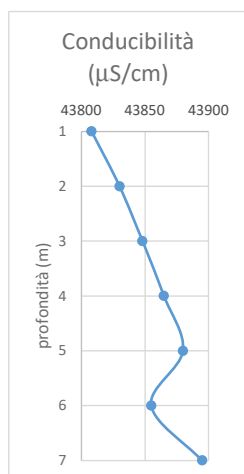
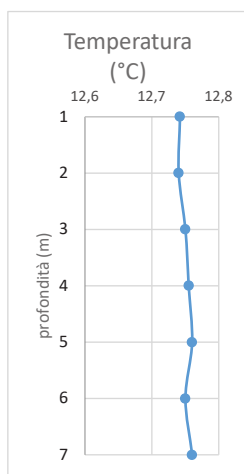
ST07 -26/01/2019 9:40										
Profondità	Temperatura	Conducibilità	Ossigeno	Ossigeno	pH	Potenziale Red-ox	Torbidità	Clorofilla 'a'	direzione corrente	velocità corrente
m	°C	μS/cm	%	ppm	-	mV	NTU	mg/m ³	-	m/s
1	12,64	43745	31,0	2,60	8,39	191,8	1,6	1,50	N	0,1
2	12,69	43817,5	17,5	1,46	8,39	197,5	1,4	1,63		
3	12,72	43886,7	17,6	1,46	8,38	199,7	1,3	1,70		
4	12,74	43925	18,4	1,54	8,38	201,3	1,2	1,38		
5	12,75	43936,7	18,5	1,55	8,38	203,3	1,2	1,47		
6	12,75	43963,3	17,9	1,49	8,38	204,3	1,2	1,83		
7	12,75	43950	19,2	1,61	8,38	205,3	1,2	1,43		
8	12,76	43965	22,1	1,85	8,38	206,0	1,3	1,95		
9	12,78	44000	26,2	2,19	8,37	207,5	1,2	1,80		
10	12,75	43963,3	26,9	2,25	8,36	208,0	1,2	2,03		
11	12,79	44026,7	28,0	2,33	8,36	209,0	1,2	2,33		



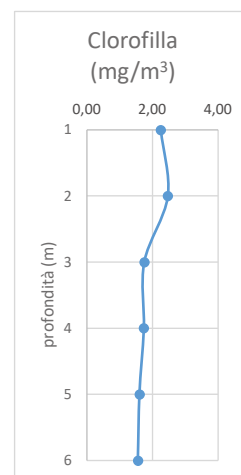
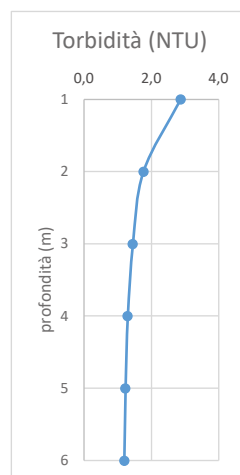
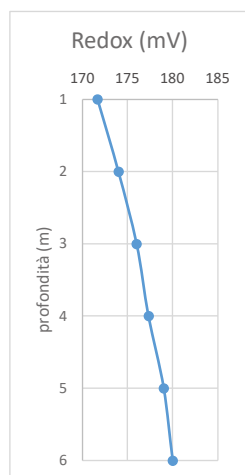
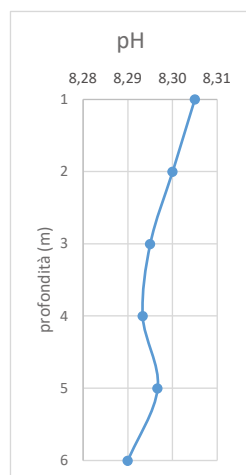
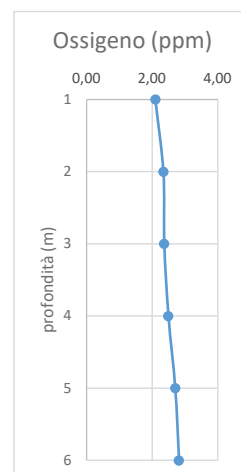
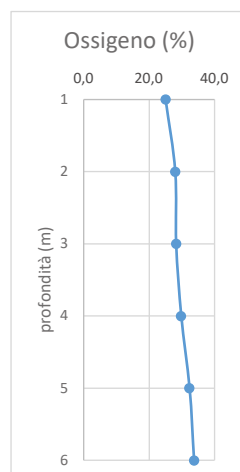
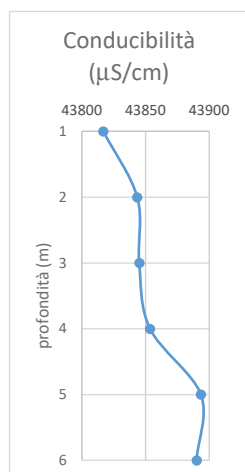
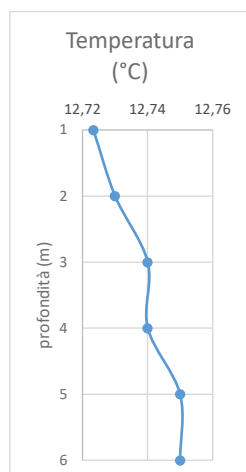
ST08 – 26/01/2019 9:30										
Profondità	Temperatura	Conducibilità	Ossigeno	Ossigeno	pH	Potenziale Red-ox	Torbidità	Clorofilla 'a'	direzione corrente	velocità corrente
m	°C	μS/cm	%	ppm	-	mV	NTU	mg/m ³	-	m/s
1	12,65	43630	32,3	2,71	8,42	209,8	1,4	2,80	N	0,1
2	12,72	43700	31,1	2,60	8,41	213,333333	1,3	1,87		
3	12,72	43720	30,8	2,57	8,41	215	1,4	2,00		
4	12,72	43735	31,1	2,60	8,40	216,25	1,4	2,00		
5	12,72	43760	30,3	2,53	8,40	218	1,1	1,55		
6	12,73	43785	24,2	2,03	8,39	218,5	1,2	1,50		
7	12,73	43793,3	21,8	1,82	8,39	219	1,2	1,63		
8	12,73	43797,5	23,1	1,93	8,39	219	1,4	1,93		
9	12,72	43810	24,7	2,07	8,39	220	1,4	2,18		
10	12,72	43820	25,8	2,16	8,38	220	1,4	2,05		



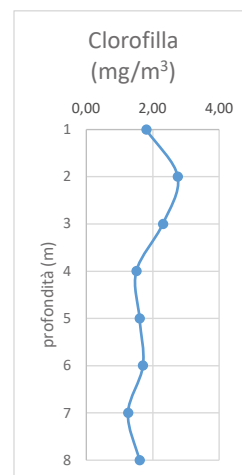
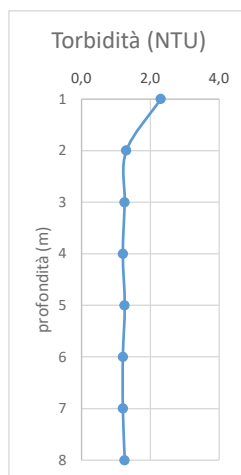
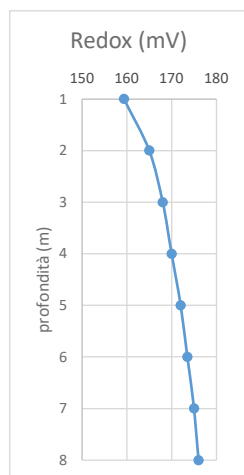
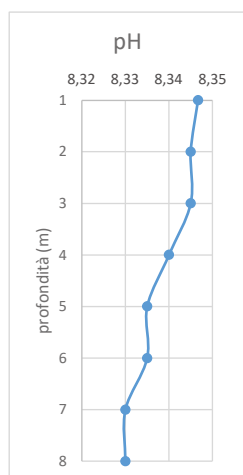
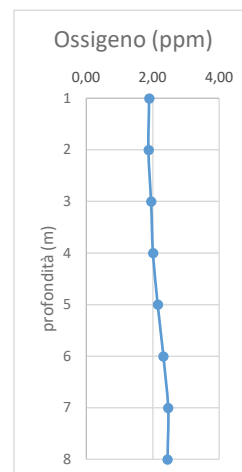
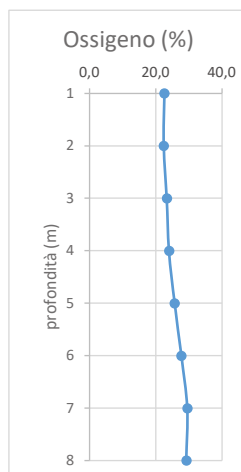
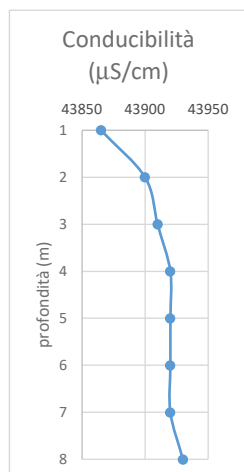
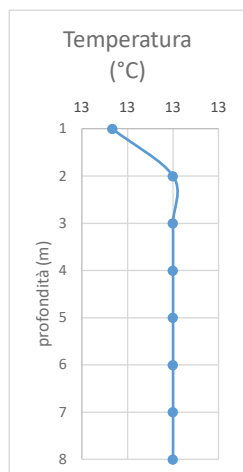
ST01 -26/01/2019 13:30										
Profondità	Temperatura	Conducibilità	Ossigeno	Ossigeno	pH	Potenziale Red-ox	Torbidità	Clorofilla 'a'	direzione corrente	velocità corrente
m	°C	μS/cm	%	ppm	-	mV	NTU	mg/m ³	-	m/s
1	12,74	43808	24,7	2,06	8,30	166,6	2,8	1,60	N	0,1
2	12,74	43830	21,9	1,83	8,30	170,0	1,9	1,95		
3	12,75	43848	26,6	2,22	8,30	172,4	1,5	2,22		
4	12,76	43865	36,0	3,01	8,30	174,5	1,4	1,90		
5	12,76	43880	36,2	3,02	8,29	176,0	1,3	1,80		
6	12,75	43855	34,1	2,85	8,29	177,0	1,3	2,10		
7	12,76	43895	34,8	2,91	8,29	178,0	1,3	2,05		



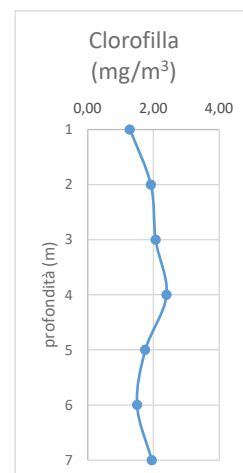
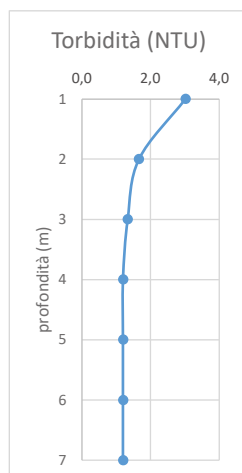
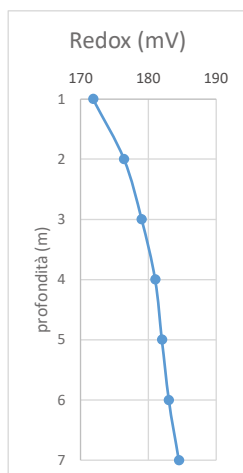
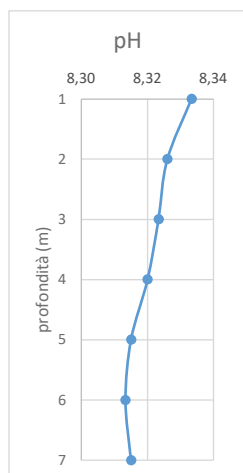
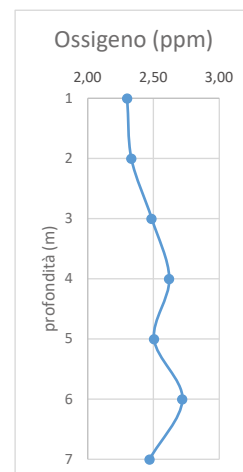
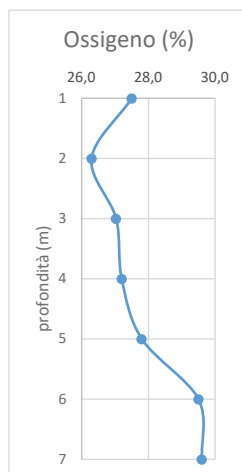
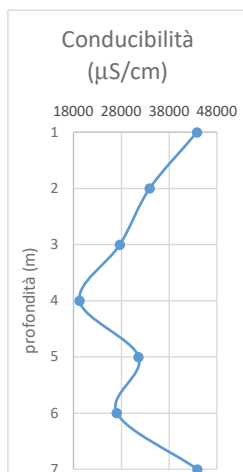
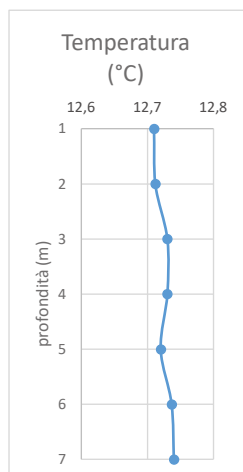
ST02 – 26/01/2019 13:40										
Profondità	Temperatura	Conducibilità	Ossigeno	Ossigeno	pH	Potenziale Red-ox	Torbidità	Clorofilla 'a'	direzione corrente	velocità corrente
m	°C	μS/cm	%	ppm	-	mV	NTU	mg/m ³	-	m/s
1	12,72	43817	25,1	2,10	8,31	171,666667	2,9	2,25	N	0,1
2	12,73	43843	28,0	2,34	8,30	174	1,8	2,47		
3	12,74	43845	28,3	2,37	8,30	176	1,5	1,75		
4	12,74	43853	29,8	2,50	8,29	177,333333	1,3	1,73		
5	12,75	43893	32,4	2,71	8,30	179	1,2	1,60		
6	12,75	43890	33,8	2,82	8,29	180	1,2	1,55		



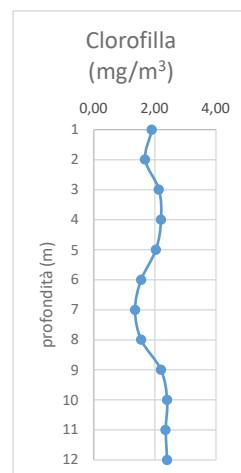
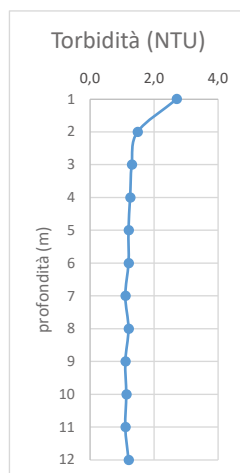
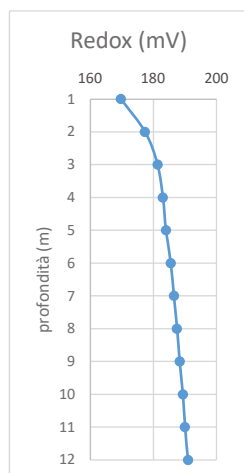
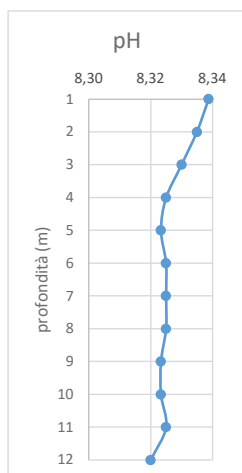
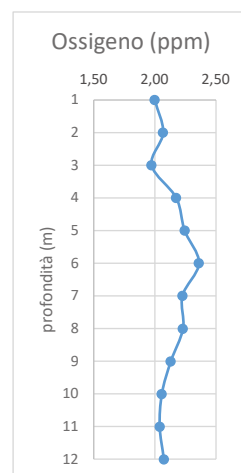
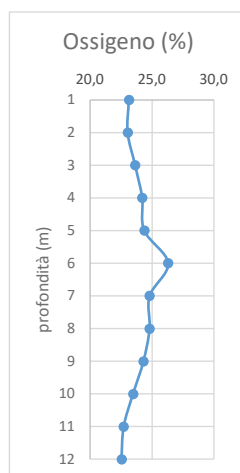
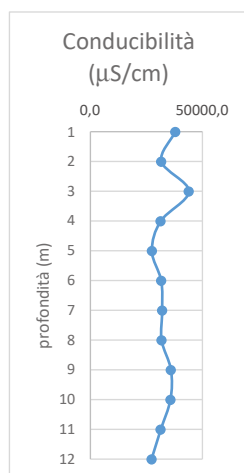
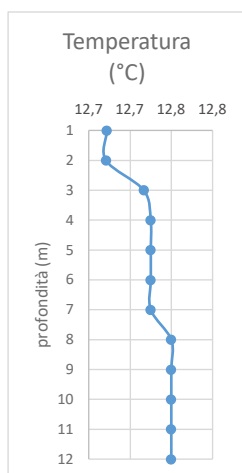
ST03 - 26/01/2019 13:10										
Profondità	Temperatura	Conducibilità	Ossigeno	Ossigeno	pH	Potenziale Red-ox	Torbidità	Clorofilla 'a'	direzione corrente	velocità corrente
m	°C	μS/cm	%	ppm	-	mV	NTU	mg/m ³	-	m/s
1	12,71	43865	22,6	1,89	8,35	159,33	2,3	1,80	N	0,1
2	12,74	43900	22,4	1,87	8,35	165,00	1,3	2,75		
3	12,74	43910	23,3	1,95	8,35	168,00	1,3	2,30		
4	12,74	43920	24,0	2,01	8,34	170,00	1,2	1,50		
5	12,74	43920	25,7	2,15	8,34	172,00	1,3	1,60		
6	12,74	43920	27,7	2,32	8,34	173,50	1,2	1,70		
7	12,74	43920	29,5	2,46	8,33	175,00	1,2	1,25		
8	12,74	43930	29,2	2,44	8,33	176,00	1,3	1,60		



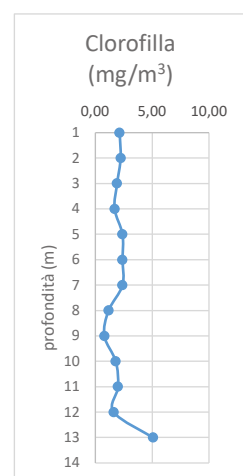
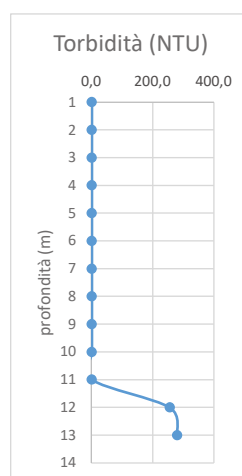
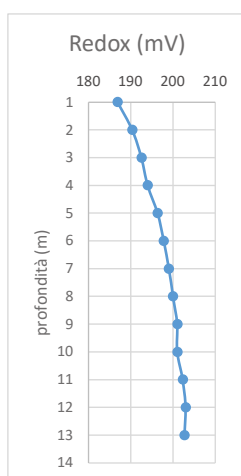
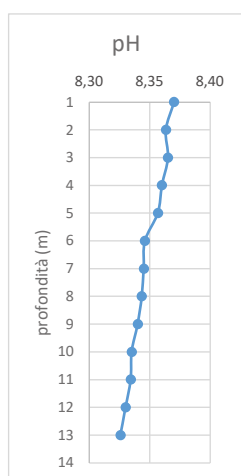
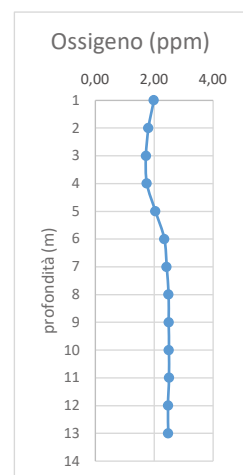
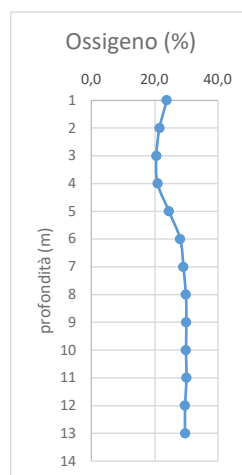
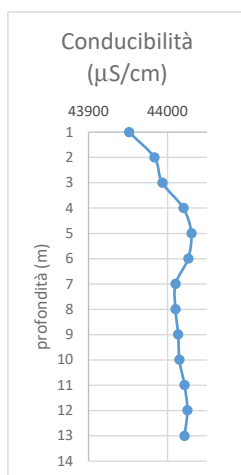
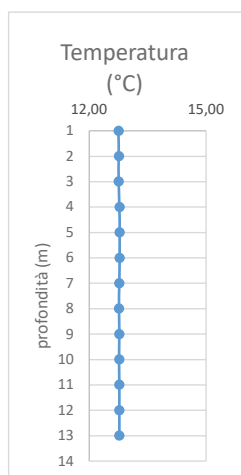
ST04 – 26/01/2019 13:20										
Profondità	Temperatura	Conducibilità	Ossigeno	Ossigeno	pH	Potenziale Red-ox	Torbidità	Clorofilla 'a'	direzione corrente	velocità corrente
m	°C	μS/cm	%	ppm	-	mV	NTU	mg/m ³	-	m/s
1	12,71	43863,3	27,5	2,30	8,33	171,83	3,0	1,28	N	0,1
2	12,71	33944	26,3	2,33	8,33	176,40	1,7	1,92		
3	12,73	27720	27,0	2,49	8,32	179,00	1,3	2,07		
4	12,73	19300	27,2	2,62	8,32	181,00	1,2	2,40		
5	12,72	31630	27,8	2,51	8,32	182,00	1,2	1,75		
6	12,74	27097	29,5	2,72	8,31	183,00	1,2	1,50		
7	12,74	43945	29,6	2,47	8,32	184,50	1,2	1,95		



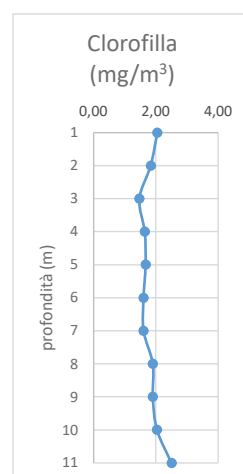
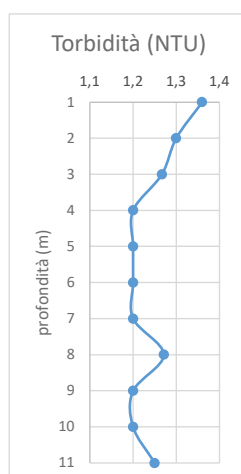
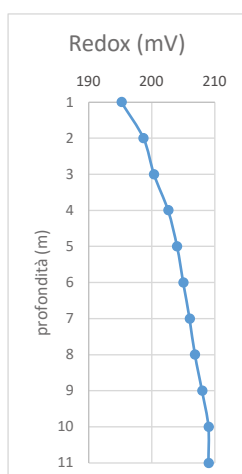
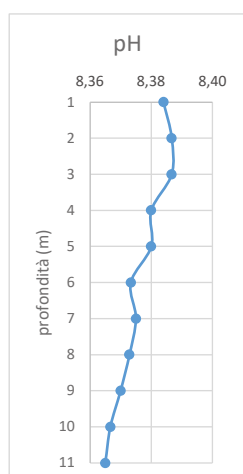
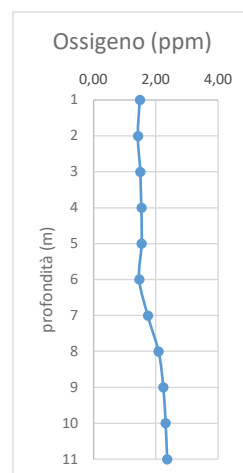
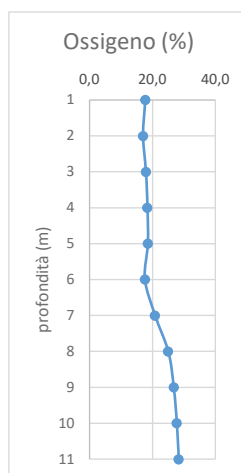
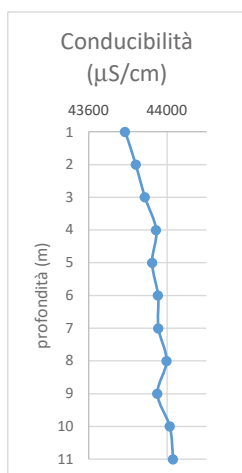
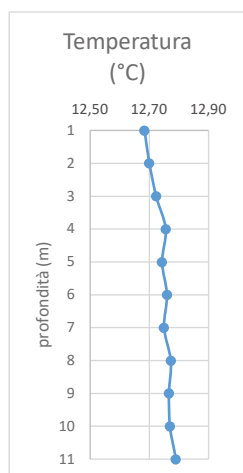
ST05 - 26/01/2019 12:50										
Profondità	Temperatura	Conducibilità	Ossigeno	Ossigeno	pH	Potenziale Red-ox	Torbidità	Clorofilla 'a'	direzione corrente	velocità corrente
m	°C	μS/cm	%	ppm	-	mV	NTU	mg/m ³	-	m/s
1	12,73	37911,3	23,1	2,00	8,34	169,75	2,7	1,90	N	0,1
2	12,73	31711,7	23,0	2,07	8,34	177,33	1,5	1,68		
3	12,75	43966,7	23,6	1,97	8,33	181,33	1,3	2,13		
4	12,75	31425	24,2	2,18	8,33	183,00	1,3	2,20		
5	12,75	27483,3	24,4	2,24	8,32	184,00	1,2	2,03		
6	12,75	31675	26,3	2,36	8,33	185,50	1,2	1,55		
7	12,75	32095	24,8	2,23	8,33	186,50	1,1	1,35		
8	12,76	31765	24,8	2,23	8,33	187,50	1,2	1,55		
9	12,76	35970	24,3	2,13	8,32	188,33	1,1	2,20		
10	12,76	35806,7	23,5	2,06	8,32	189,33	1,1	2,40		
11	12,76	31430	22,7	2,04	8,33	190,00	1,1	2,35		
12	12,76	27333,3	22,5	2,07	8,32	191,00	1,2	2,40		



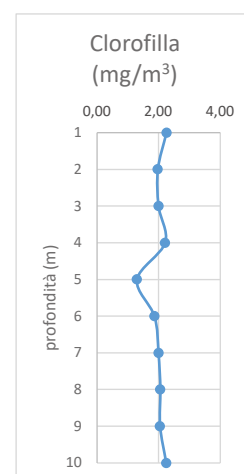
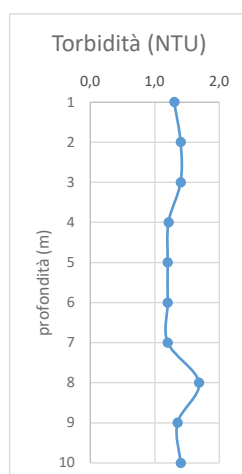
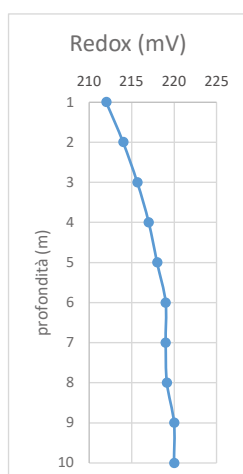
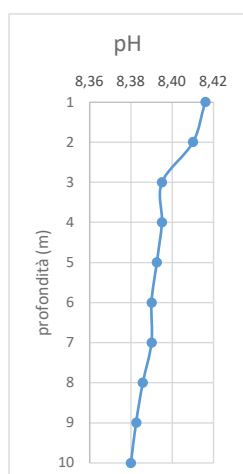
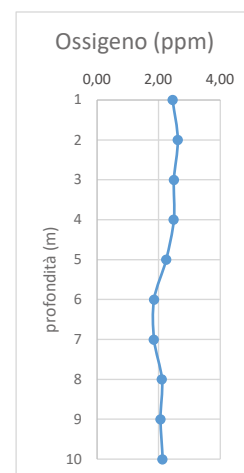
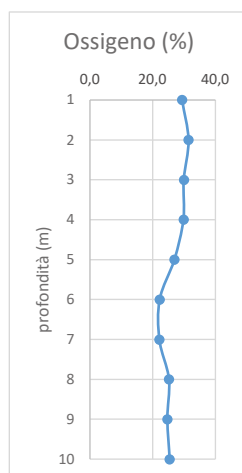
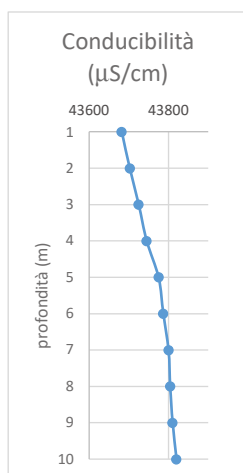
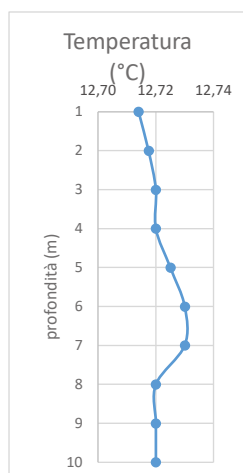
ST06 - 26/01/2019 13:00										
Profondità	Temperatura	Conducibilità	Ossigeno	Ossigeno	pH	Potenziale Red-ox	Torbidità	Clorofilla 'a'	direzione corrente	velocità corrente
m	°C	μS/cm	%	ppm	-	mV	NTU	mg/m ³	-	m/s
1	12,75	43951,3	23,8	1,99	8,37	186,88	1,3	2,14	N	0,1
2	12,76	43983,3	21,5	1,80	8,36	190,33	1,3	2,23		
3	12,76	43993,3	20,5	1,72	8,37	192,50	1,2	1,92		
4	12,78	44020	20,9	1,75	8,36	194,00	1,2	1,70		
5	12,78	44030	24,5	2,04	8,36	196,33	1,2	2,40		
6	12,78	44026	28,1	2,35	8,35	197,80	1,2	2,40		
7	12,77	44010	29,1	2,43	8,35	199,00	1,2	2,40		
8	12,76	44010	29,9	2,49	8,34	200,00	1,1	1,17		
9	12,77	44013,3	30,0	2,50	8,34	201,00	1,1	0,80		
10	12,77	44015	29,9	2,50	8,34	201,00	1,1	1,80		
11	12,77	44021,4	30,0	2,50	8,33	202,29	1,2	2,00		
12	12,77	44025	29,6	2,47	8,33	203,00	255,8	1,63		
13	12,77	44021,4	29,6	2,48	8,33	202,71	280,2	5,10		



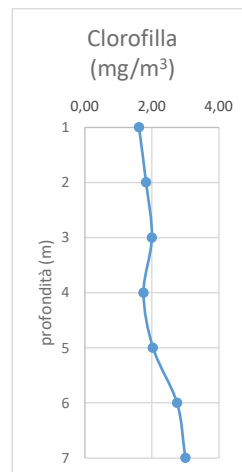
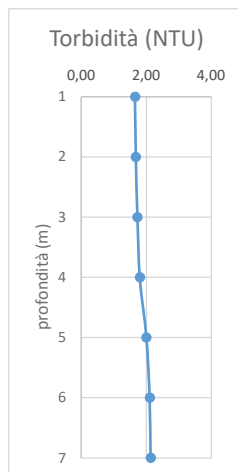
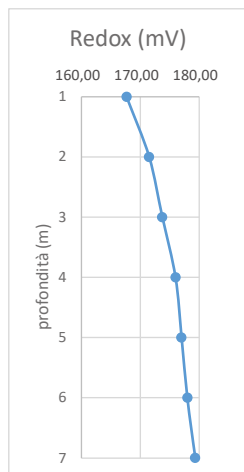
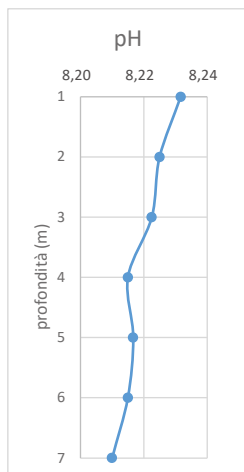
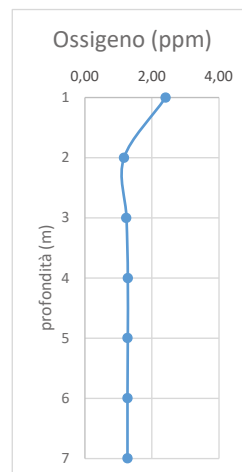
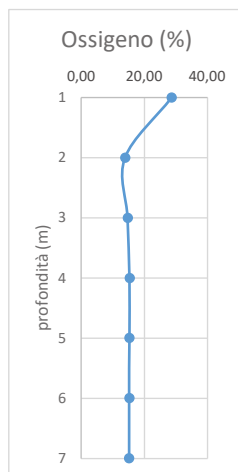
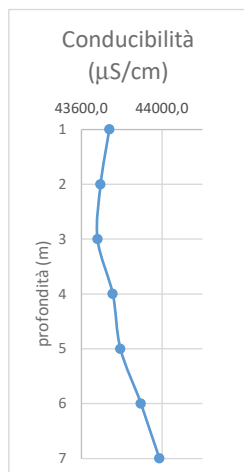
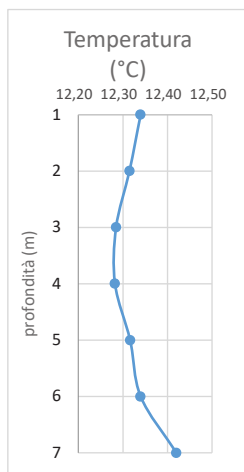
ST07 – 26/01/2019 12:40										
Profondità	Temperatura	Conducibilità	Ossigeno	Ossigeno	pH	Potenziale Red-ox	Torbidità	Clorofilla 'a'	direzione corrente	velocità corrente
m	°C	μS/cm	%	ppm	-	mV	NTU	mg/m ³	-	m/s
1	12,68	43786	17,7	1,48	8,38	195,20	1,4	2,04	N	0,1
2	12,70	43840	17,0	1,42	8,39	198,67	1,3	1,83		
3	12,72	43886,7	17,9	1,50	8,39	200,33	1,3	1,47		
4	12,76	43944	18,4	1,53	8,38	202,60	1,2	1,64		
5	12,74	43923,3	18,5	1,54	8,38	204,00	1,2	1,67		
6	12,76	43953,3	17,6	1,46	8,37	205,00	1,2	1,60		
7	12,75	43955	20,8	1,74	8,38	206,00	1,2	1,60		
8	12,77	43997,1	25,0	2,08	8,37	206,86	1,3	1,90		
9	12,77	43950	26,7	2,24	8,37	208,00	1,2	1,90		
10	12,77	44013,3	27,7	2,31	8,37	209,00	1,2	2,03		
11	12,79	44030	28,3	2,36	8,37	209,00	1,3	2,50		



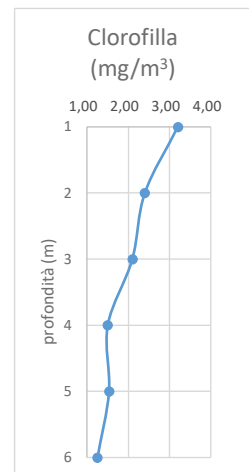
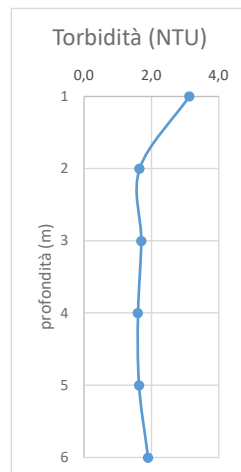
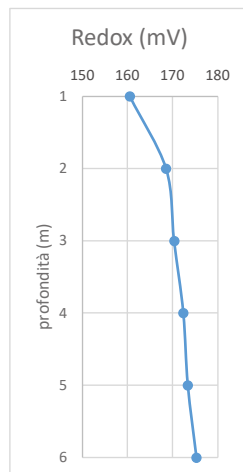
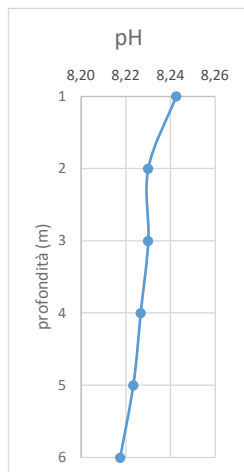
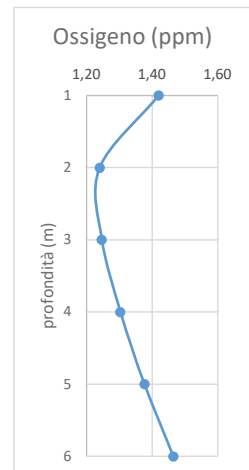
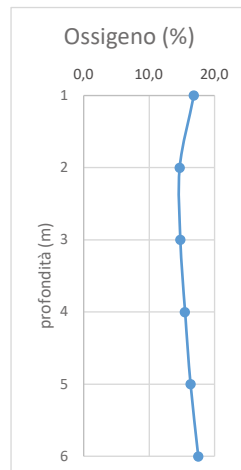
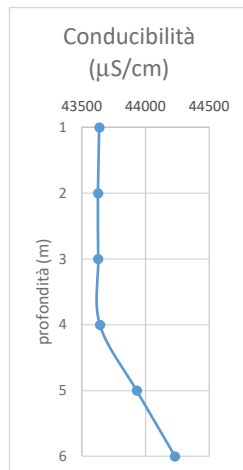
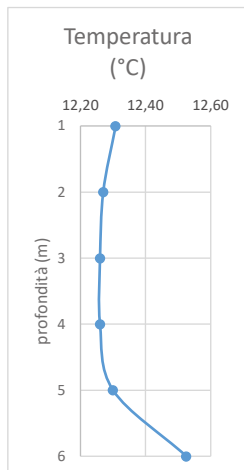
ST08 – 26/01/2019 12:30										
Profondità	Temperatura	Conducibilità	Ossigeno	Ossigeno	pH	Potenziale Red-ox	Torbidità	Clorofilla 'a'	direzione corrente	velocità corrente
m	°C	μS/cm	%	ppm	-	mV	NTU	mg/m ³	-	m/s
1	12,71	43682	29,4	2,46	8,42	212	1,3	2,26	N	0,1
2	12,72	43702,5	31,4	2,63	8,41	214	1,4	1,98		
3	12,72	43725	29,9	2,50	8,40	215,7	1,4	2,00		
4	12,72	43745	29,8	2,50	8,40	217	1,2	2,21		
5	12,73	43775	26,9	2,25	8,39	218	1,2	1,30		
6	12,73	43786,7	22,2	1,85	8,39	219	1,2	1,87		
7	12,73	43800	22,1	1,85	8,39	219	1,2	2,00		
8	12,72	43804,3	25,2	2,11	8,39	219,1	1,7	2,06		
9	12,72	43810	24,7	2,07	8,38	220	1,4	2,05		
10	12,72	43820	25,4	2,13	8,38	220	1,4	2,25		



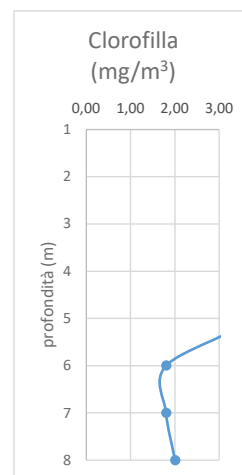
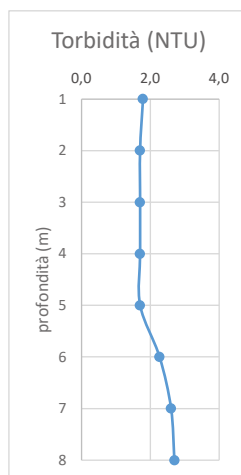
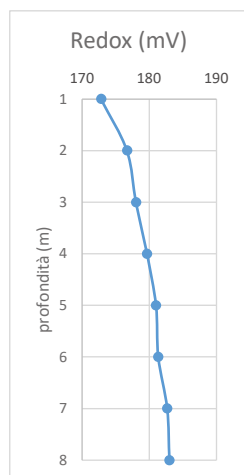
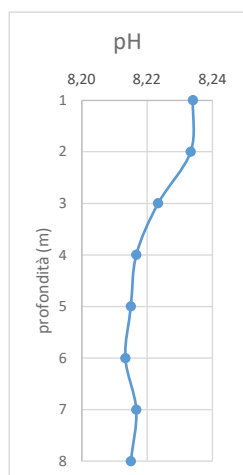
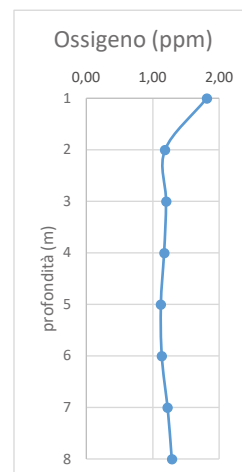
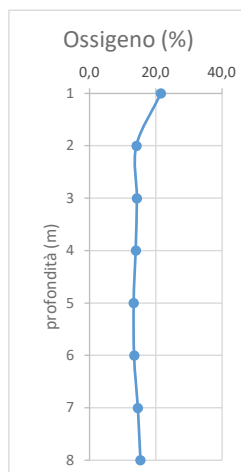
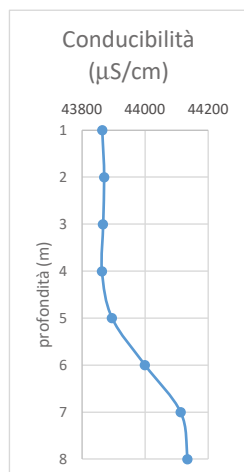
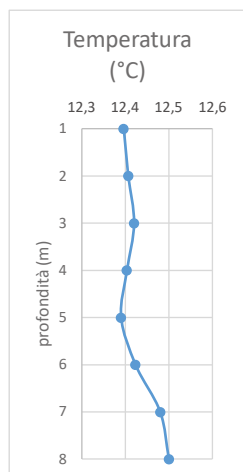
ST01 – 29/01/2019 10:30										
Profondità	Temperatura	Conducibilità	Ossigeno	Ossigeno	pH	Potenziale Red-ox	Torbidità	Clorofilla 'a'	direzione corrente	velocità corrente
m	°C	μS/cm	%	ppm	-	mV	NTU	mg/m ³	-	m/s
1	12,34	43738,3	28,63	2,41	8,23	167,67	1,65	1,62	N	0,1
2	12,32	43695	13,90	1,17	8,23	171,50	1,68	1,83		
3	12,29	43680	14,68	1,24	8,22	173,75	1,73	2,00		
4	12,28	43755	15,30	1,29	8,22	176,00	1,80	1,75		
5	12,32	43793,3	15,23	1,28	8,22	177,00	2,00	2,03		
6	12,34	43895	15,20	1,28	8,22	178,00	2,10	2,75		
7	12,42	43986,7	15,13	1,27	8,21	179,33	2,13	3,00		



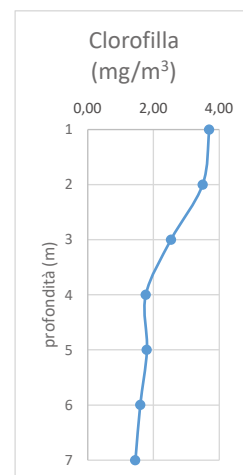
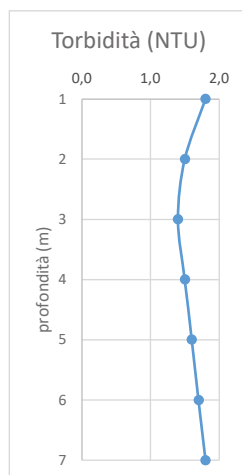
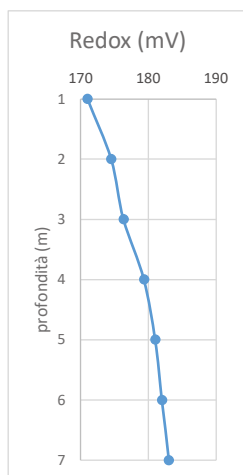
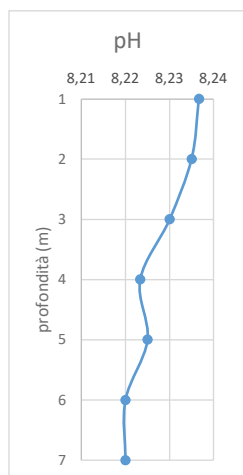
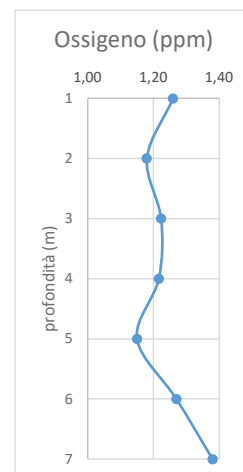
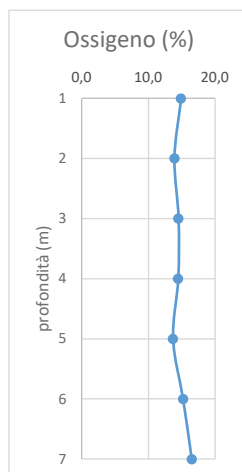
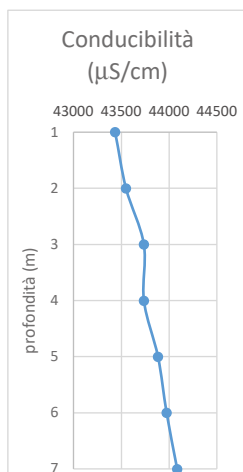
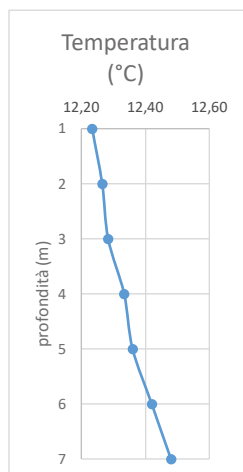
ST02 – 29/01/2019 10:40										
Profondità	Temperatura	Conducibilità	Ossigeno	Ossigeno	pH	Potenziale Red-ox	Torbidità	Clorofilla 'a'	direzione corrente	velocità corrente
m	°C	μS/cm	%	ppm	-	mV	NTU	mg/m ³	-	m/s
1	12,31	43635	16,9	1,42	8,24	160,50	3,1	3,20	N	0,1
2	12,27	43625	14,7	1,24	8,23	168,50	1,7	2,40		
3	12,26	43626,7	14,8	1,25	8,23	170,33	1,7	2,10		
4	12,26	43640	15,5	1,30	8,23	172,33	1,6	1,50		
5	12,30	43930	16,4	1,38	8,22	173,33	1,6	1,53		
6	12,53	44230	17,6	1,47	8,22	175,25	1,9	1,25		



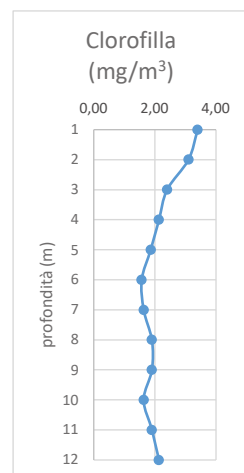
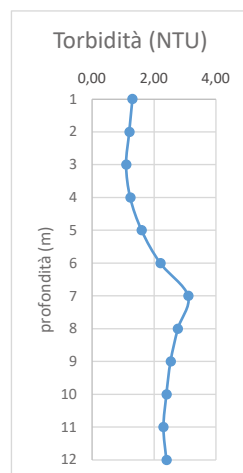
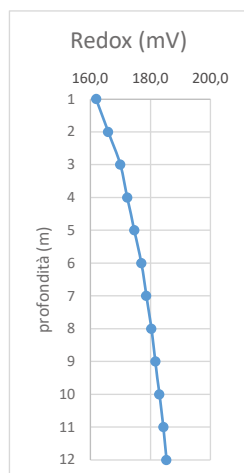
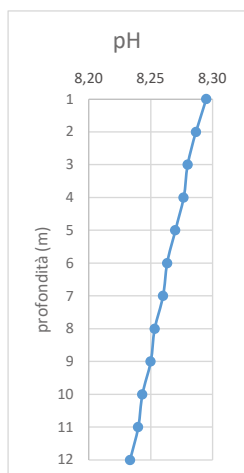
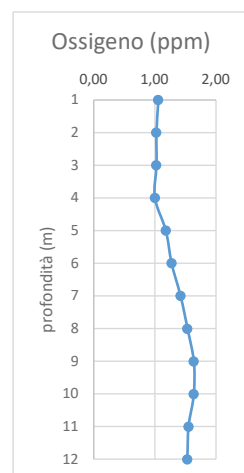
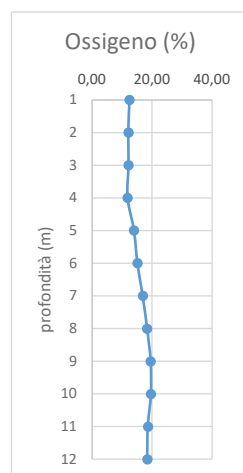
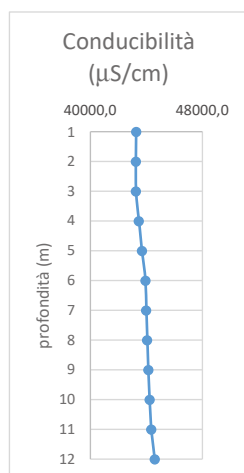
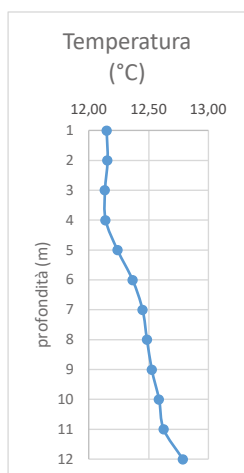
ST03 - 29/01/2019 10:10										
Profondità	Temperatura	Conducibilità	Ossigeno	Ossigeno	pH	Potenziale Red-ox	Torbidità	Clorofilla 'a'	direzione corrente	velocità corrente
m	°C	μS/cm	%	ppm	-	mV	NTU	mg/m ³	-	m/s
1	12,40	43864	21,5	1,81	8,23	172,80	1,8	3,80	N	0,1
2	12,41	43870	14,1	1,18	8,23	176,67	1,7	3,70		
3	12,42	43866,7	14,3	1,20	8,22	178,00	1,7	3,70		
4	12,40	43863,3	13,9	1,17	8,22	179,67	1,7	3,70		
5	12,39	43895	13,3	1,12	8,22	181,00	1,7	3,70		
6	12,42	44000	13,5	1,13	8,21	181,33	2,3	1,80		
7	12,48	44113,3	14,6	1,22	8,22	182,67	2,6	1,80		
8	12,50	44135	15,4	1,29	8,22	183,00	2,7	2,00		



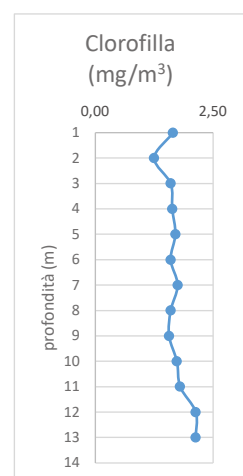
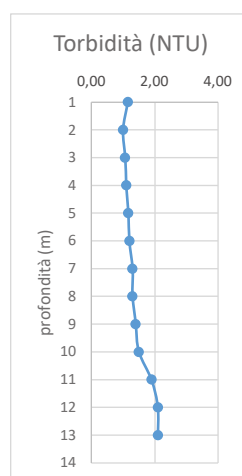
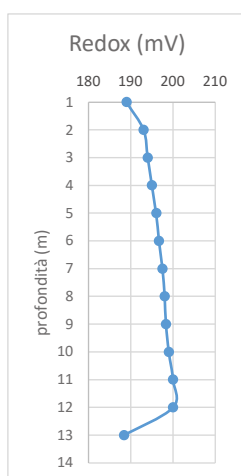
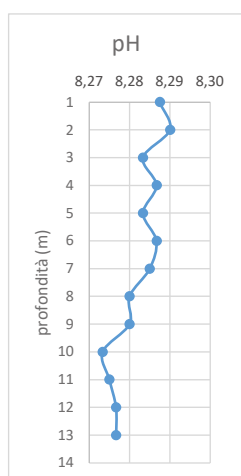
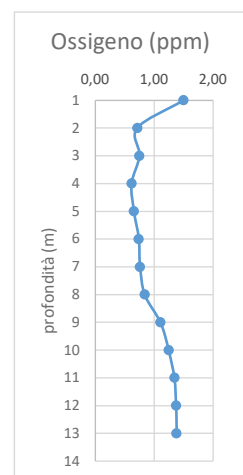
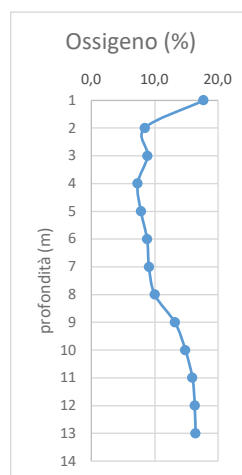
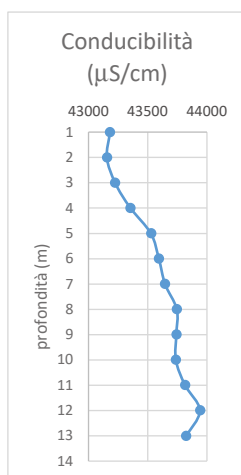
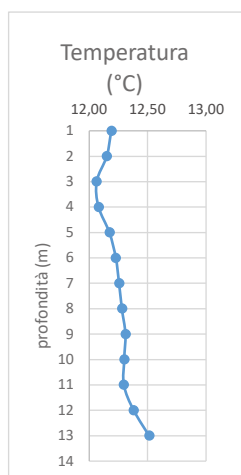
ST04 - 29/01/2019 10:20										
Profondità	Temperatura	Conducibilità	Ossigeno	Ossigeno	pH	Potenziale Red-ox	Torbidità	Clorofilla 'a'	direzione corrente	velocità corrente
m	°C	μS/cm	%	ppm	-	mV	NTU	mg/m ³	-	m/s
1	12,23	43436,7	14,9	1,26	8,24	171,00	1,8	3,70	N	0,1
2	12,27	43550	13,9	1,18	8,24	174,50	1,5	3,50		
3	12,28	43736,7	14,5	1,22	8,23	176,33	1,4	2,53		
4	12,33	43736,7	14,5	1,22	8,22	179,33	1,5	1,77		
5	12,36	43885	13,7	1,15	8,23	181,00	1,6	1,80		
6	12,42	43975	15,2	1,27	8,22	182,00	1,7	1,60		
7	12,48	44085	16,5	1,38	8,22	183,00	1,8	1,45		



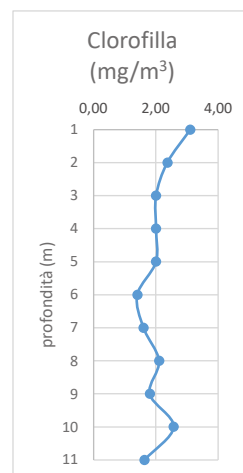
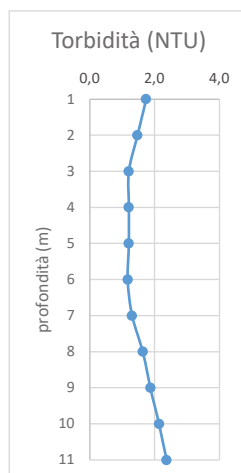
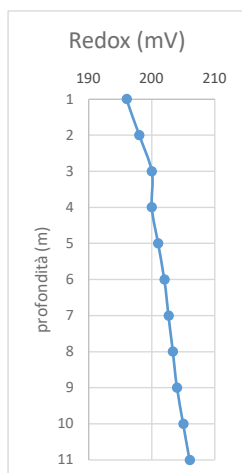
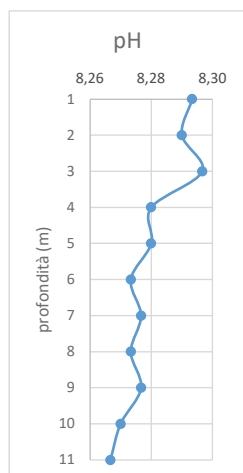
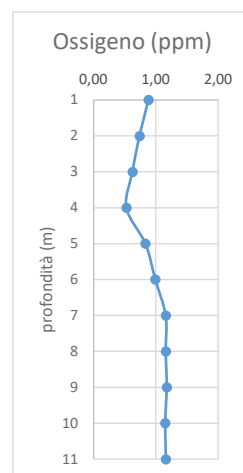
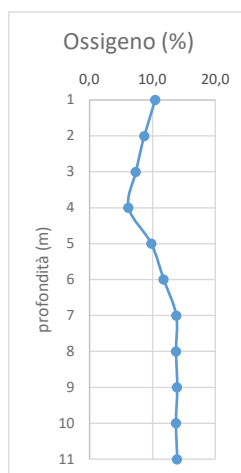
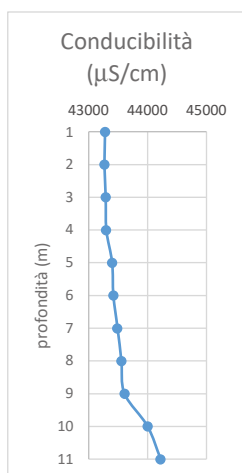
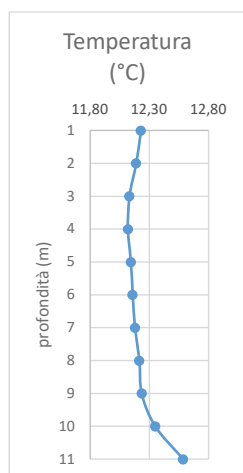
ST05 - 29/01/2019 9:50										
Profondità	Temperatura	Conducibilità	Ossigeno	Ossigeno	pH	Potenziale Red-ox	Torbidità	Clorofilla 'a'	direzione corrente	velocità corrente
m	°C	μS/cm	%	ppm	-	mV	NTU	mg/m ³	-	m/s
1	12,15	43275,0	12,45	1,06	8,30	162,00	1,30	3,40	N	0,1
2	12,16	43260,0	12,10	1,02	8,29	166,00	1,20	3,10		
3	12,14	43270	12,2	1,03	8,28	170,00	1,1	2,40		
4	12,14	43470	11,8	1,00	8,28	172,33	1,2	2,13		
5	12,24	43693,3	14,0	1,18	8,27	174,67	1,6	1,87		
6	12,37	43943,3	15,1	1,27	8,26	177,00	2,2	1,57		
7	12,45	44000	16,9	1,42	8,26	178,67	3,1	1,63		
8	12,49	44070	18,3	1,53	8,25	180,33	2,8	1,90		
9	12,53	44143,3	19,5	1,64	8,25	181,67	2,5	1,90		
10	12,59	44236,7	19,6	1,64	8,24	183,00	2,4	1,63		
11	12,63	44356,7	18,6	1,55	8,24	184,33	2,3	1,90		
12	12,79	44606,7	18,4	1,53	8,23	185,33	2,4	2,13		



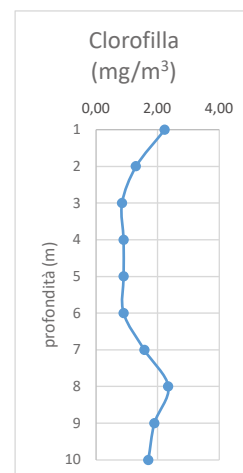
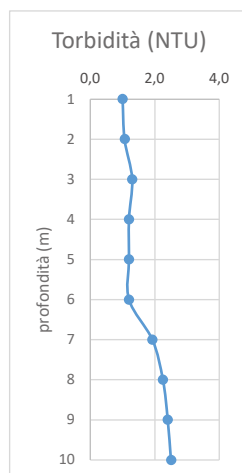
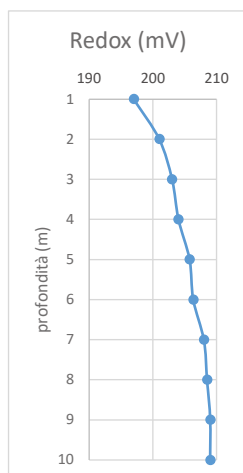
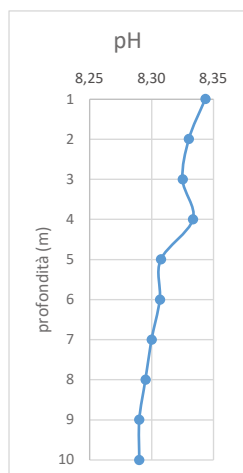
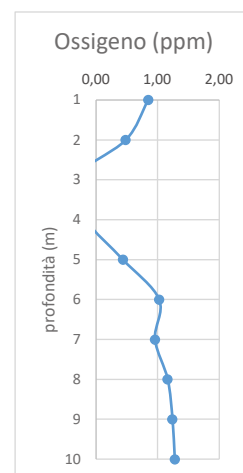
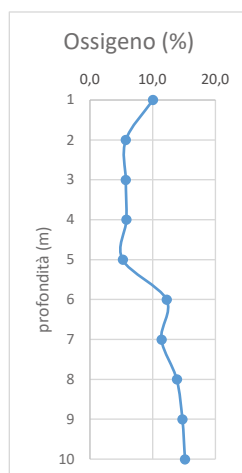
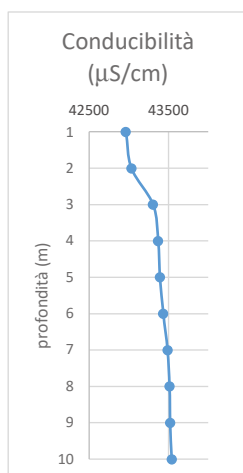
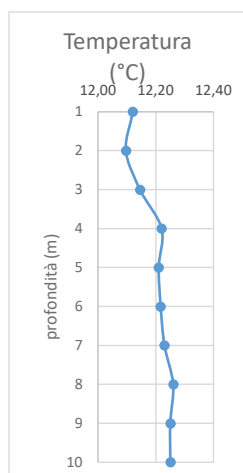
ST06 - 29/01/2019 10:00										
Profondità	Temperatura	Conducibilità	Ossigeno	Ossigeno	pH	Potenziale Red-ox	Torbidità	Clorofilla 'a'	direzione corrente	velocità corrente
m	°C	μS/cm	%	ppm	-	mV	NTU	mg/m ³	-	m/s
1	12,19	43180	17,7	1,50	8,29	189,00	1,15	1,65	N	0,1
2	12,15	43155	8,5	0,72	8,29	193,00	1,00	1,25		
3	12,06	43223,3	8,9	0,75	8,28	194,00	1,07	1,60		
4	12,08	43353,3	7,3	0,62	8,29	195,00	1,10	1,63		
5	12,17	43526,7	7,8	0,66	8,28	196,00	1,17	1,70		
6	12,23	43593,3	8,8	0,74	8,29	196,67	1,20	1,60		
7	12,26	43645	9,1	0,76	8,29	197,50	1,30	1,75		
8	12,28	43745	10,0	0,84	8,28	198,00	1,30	1,60		
9	12,31	43740	13,2	1,11	8,28	198,33	1,40	1,57		
10	12,30	43736,7	14,8	1,25	8,27	199,00	1,50	1,73		
11	12,30	43815	16,0	1,35	8,28	200,00	1,90	1,80		
12	12,38	43940	16,3	1,37	8,28	200,00	2,10	2,13		
13	12,51	43823,3	16,5	1,38	8,28	188,33	2,10	2,13		



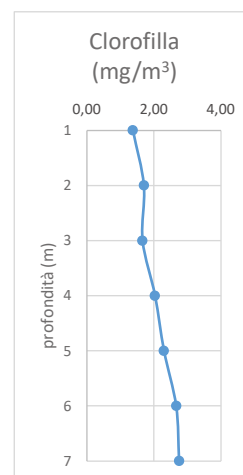
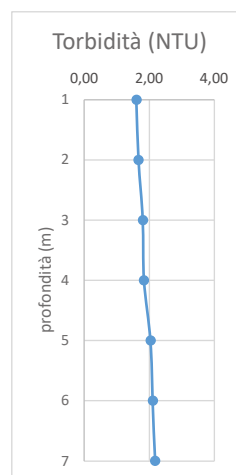
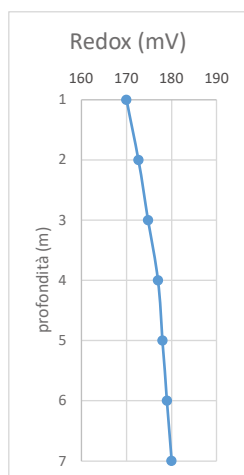
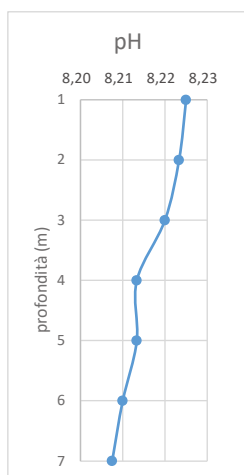
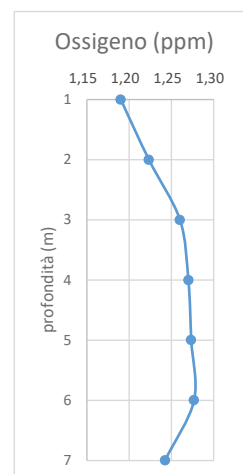
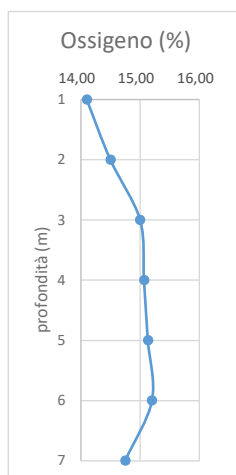
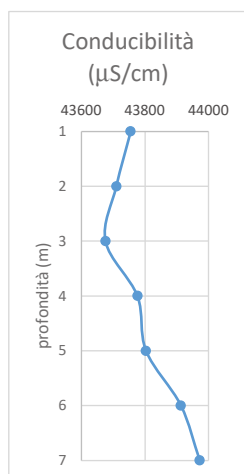
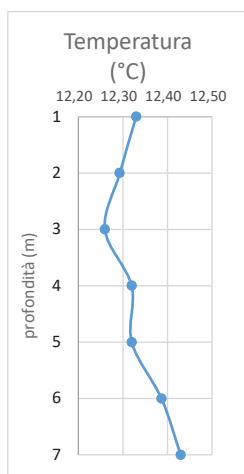
ST07 – 29/01/2019 9:40										
Profondità	Temperatura	Conducibilità	Ossigeno	Ossigeno	pH	Potenziale Red-ox	Torbidità	Clorofilla 'a'	direzione corrente	velocità corrente
m	°C	μS/cm	%	ppm	-	mV	NTU	mg/m ³	-	m/s
1	12,23	43280	10,4	0,88	8,29	196,00	1,7	3,10	N	0,1
2	12,19	43270	8,7	0,74	8,29	198,00	1,5	2,37		
3	12,13	43290	7,3	0,62	8,30	200,00	1,2	2,00		
4	12,12	43300	6,2	0,53	8,28	200,00	1,2	2,00		
5	12,15	43400	9,8	0,83	8,28	201,00	1,2	2,00		
6	12,16	43420	11,8	0,99	8,27	202,00	1,2	1,40		
7	12,18	43490	13,8	1,16	8,28	202,67	1,3	1,60		
8	12,22	43556,7	13,7	1,16	8,27	203,33	1,6	2,10		
9	12,24	43610	13,9	1,17	8,28	204,00	1,9	1,80		
10	12,35	44003,3	13,7	1,15	8,27	205,00	2,1	2,57		
11	12,59	44223,3	13,9	1,16	8,27	206,00	2,4	1,63		



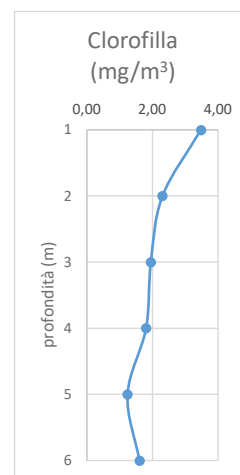
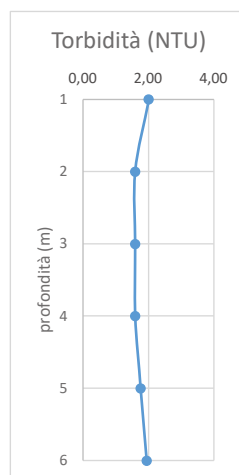
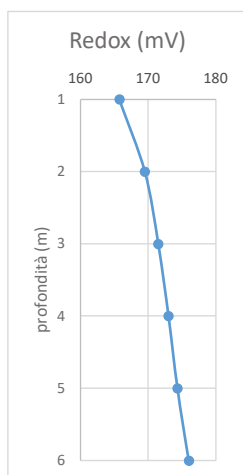
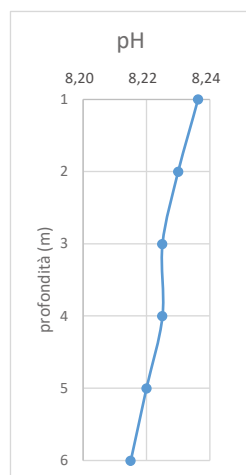
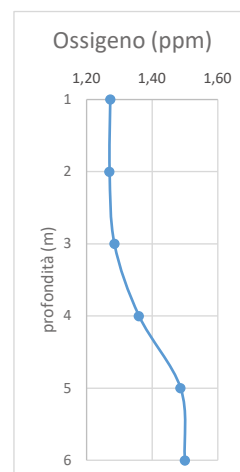
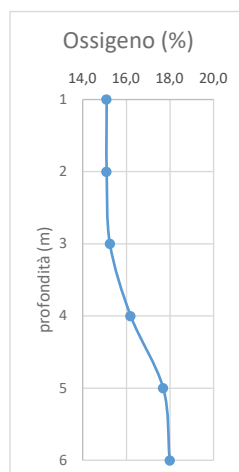
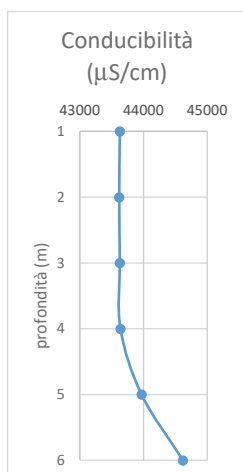
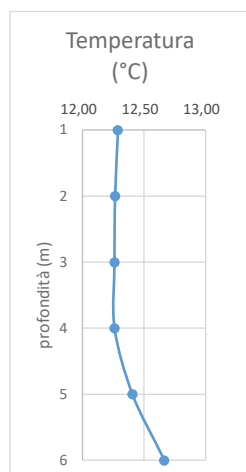
ST08 – 29/01/2019 9:30										
Profondità	Temperatura	Conducibilità	Ossigeno	Ossigeno	pH	Potenziale Red-ox	Torbidità	Clorofilla 'a'	direzione corrente	velocità corrente
m	°C	μS/cm	%	ppm	-	mV	NTU	mg/m ³	-	m/s
1	12,12	42963,3	10,0	0,85	8,34	197,00	1,0	2,23	N	0,1
2	12,10	43033,3	5,7	0,48	8,33	201,00	1,1	1,30		
3	12,15	43305	5,7	-0,38	8,33	203,00	1,3	0,85		
4	12,22	43370	5,8	-0,17	8,33	204,00	1,2	0,90		
5	12,21	43392,5	5,2	0,44	8,31	205,75	1,2	0,90		
6	12,22	43433,3	12,2	1,03	8,31	206,33	1,2	0,90		
7	12,23	43487,5	11,4	0,96	8,30	208,00	1,9	1,58		
8	12,26	43512,5	13,9	1,17	8,30	208,50	2,3	2,35		
9	12,25	43520	14,7	1,24	8,29	209,00	2,4	1,90		
10	12,25	43540	15,2	1,28	8,29	209,00	2,5	1,70		



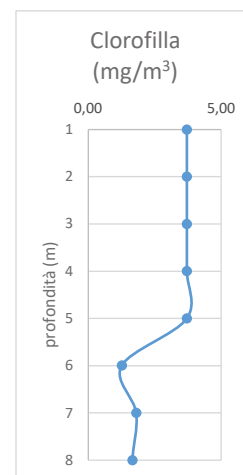
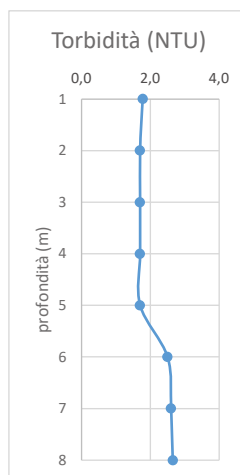
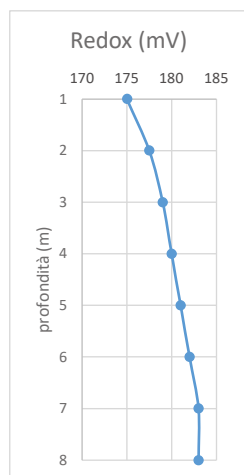
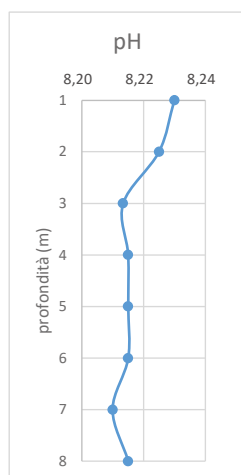
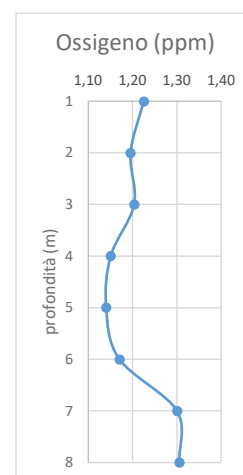
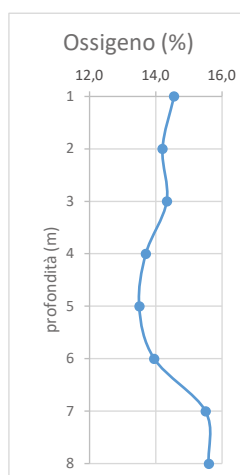
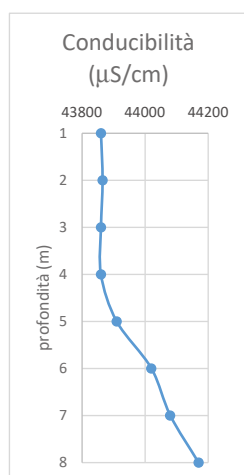
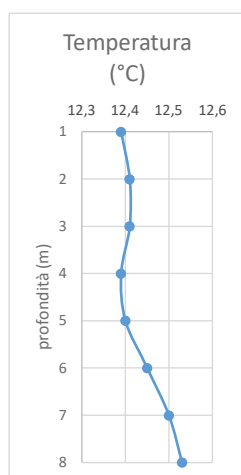
ST01 – 29/01/2019 13:30										
Profondità	Temperatura	Conducibilità	Ossigeno	Ossigeno	pH	Potenziale Red-ox	Torbidità	Clorofilla 'a'	direzione corrente	velocità corrente
m	°C	μS/cm	%	ppm	-	mV	NTU	mg/m ³	-	m/s
1	12,33	43755	14,10	1,19	8,23	170,00	1,60	1,38	N	0,1
2	12,29	43710	14,50	1,22	8,22	172,67	1,67	1,70		
3	12,26	43676	15,00	1,26	8,22	174,80	1,80	1,66		
4	12,32	43776,7	15,07	1,27	8,21	177,00	1,83	2,03		
5	12,32	43803,3	15,13	1,27	8,21	178,00	2,03	2,30		
6	12,39	43913,3	15,20	1,28	8,21	179,00	2,10	2,67		
7	12,43	43972,5	14,75	1,24	8,21	180,00	2,18	2,75		



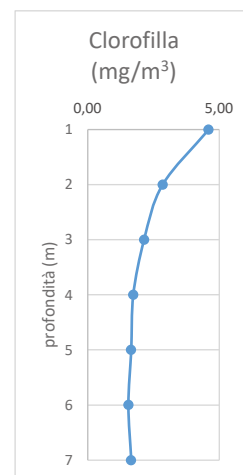
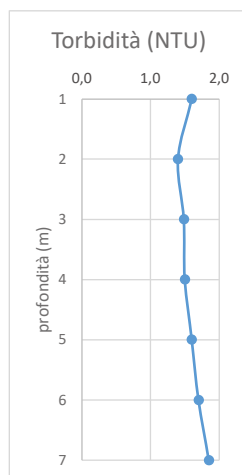
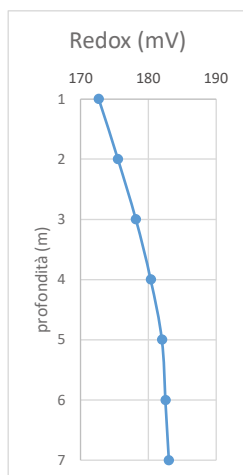
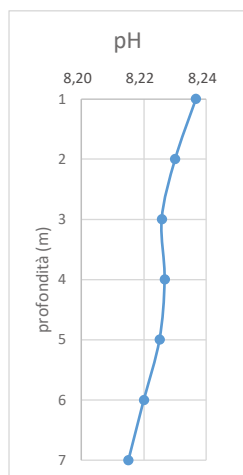
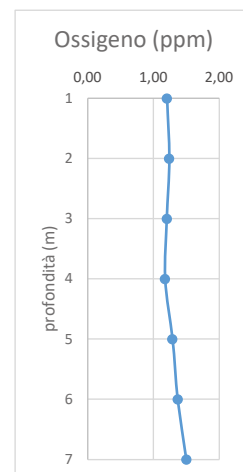
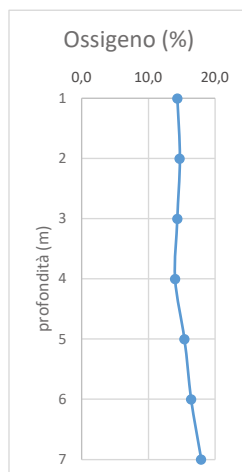
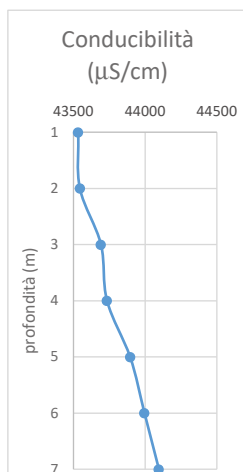
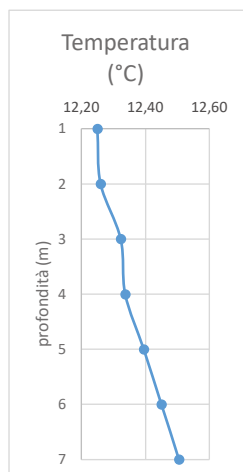
ST02 - 29/01/2019 13:40										
Profondità	Temperatura	Conducibilità	Ossigeno	Ossigeno	pH	Potenziale Red-ox	Torbidità	Clorofilla 'a'	direzione corrente	velocità corrente
m	°C	μS/cm	%	ppm	-	mV	NTU	mg/m ³	-	m/s
1	12,29	43625	15,1	1,27	8,24	165,75	2,01	3,48	N	0,1
2	12,27	43615	15,1	1,27	8,23	169,50	1,60	2,30		
3	12,26	43625	15,25	1,29	8,23	171,50	1,60	1,95		
4	12,26	43635	16,2	1,36	8,23	173,00	1,60	1,80		
5	12,41	43966,7	17,7	1,49	8,22	174,33	1,77	1,23		
6	12,67	44615	18,0	1,50	8,22	176,00	1,95	1,60		
7										



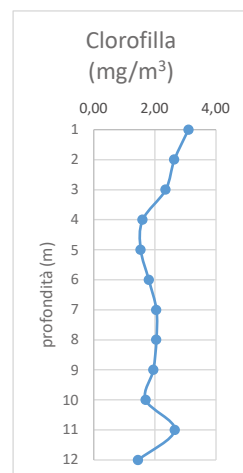
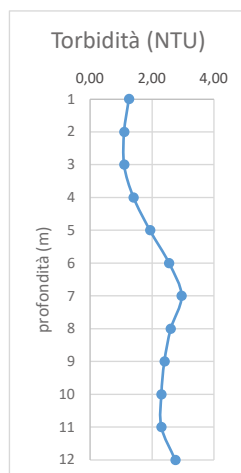
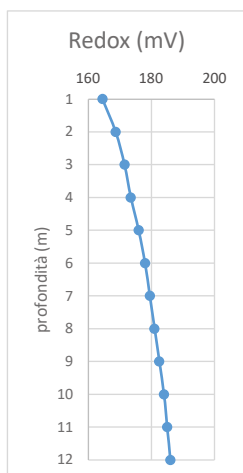
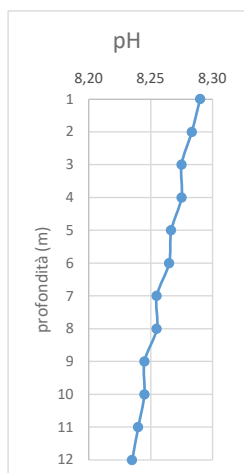
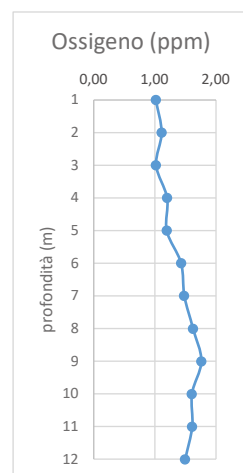
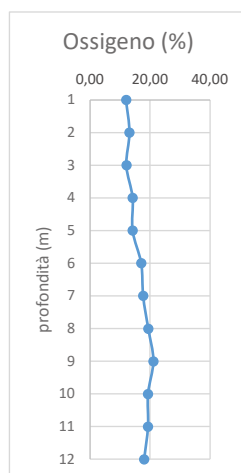
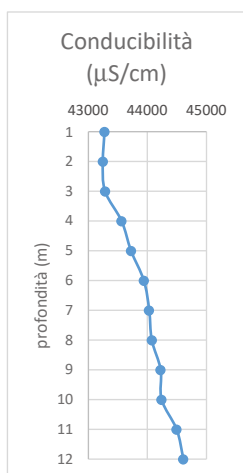
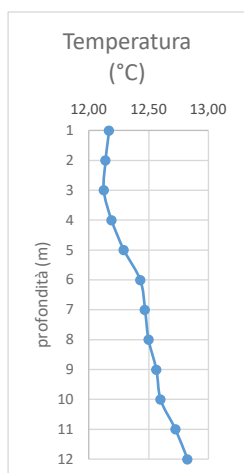
ST03 – 29/01/2019 13:10										
Profondità	Temperatura	Conducibilità	Ossigeno	Ossigeno	pH	Potenziale Red-ox	Torbidità	Clorofilla 'a'	direzione corrente	velocità corrente
m	°C	μS/cm	%	ppm	-	mV	NTU	mg/m ³	-	m/s
1	12,39	43860	14,6	1,23	8,23	175	1,8	3,70	N	0,1
2	12,41	43865	14,2	1,20	8,23	177,5	1,7	3,7		
3	12,41	43860	14,3	1,20	8,21	179	1,7	3,7		
4	12,39	43860	13,7	1,15	8,22	180	1,7	3,7		
5	12,4	43910	13,5	1,14	8,22	181	1,7	3,7		
6	12,45	44020	14,0	1,17	8,22	182	2,5	1,25		
7	12,5	44080	15,5	1,30	8,21	183	2,6	1,8		
8	12,53	44170	15,6	1,31	8,22	183	2,7	1,65		



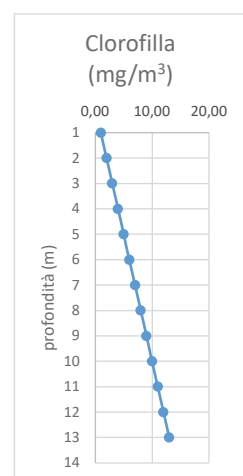
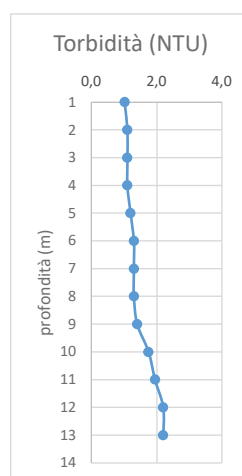
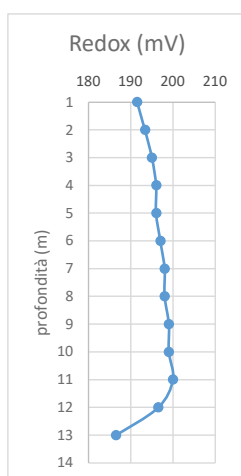
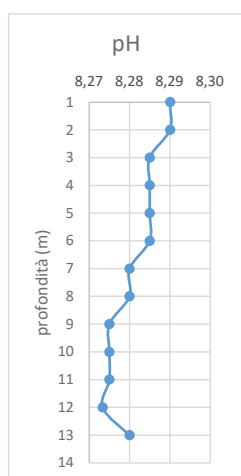
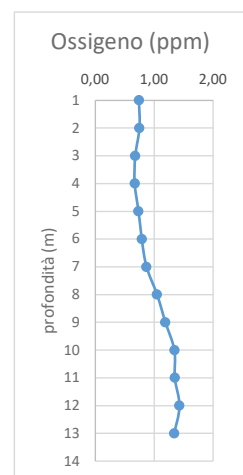
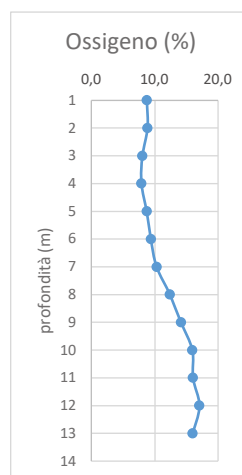
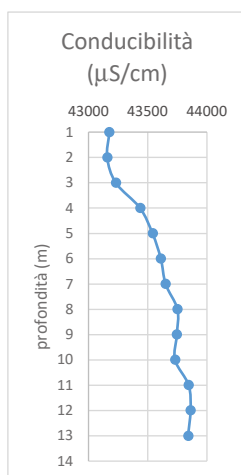
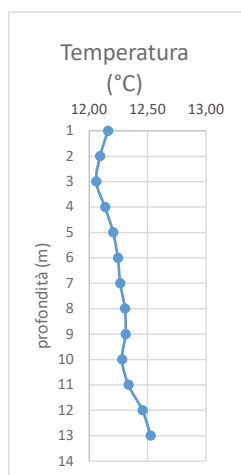
ST04 – 29/01/2019 13:20										
Profondità	Temperatura	Conducibilità	Ossigeno	Ossigeno	pH	Potenziale Red-ox	Torbidità	Clorofilla 'a'	direzione corrente	velocità corrente
m	°C	μS/cm	%	ppm	-	mV	NTU	mg/m ³	-	m/s
1	12,25	43533,3	14,3	1,21	8,24	172,7	1,6	4,60	N	0,1
2	12,26	43545	14,7	1,24	8,23	175,5	1,4	2,85		
3	12,32	43691	14,3	1,20	8,23	178,1	1,5	2,14		
4	12,34	43733	14,0	1,18	8,23	180,3	1,5	1,73		
5	12,395	43895	15,4	1,29	8,23	182	1,6	1,65		
6	12,45	43995	16,4	1,37	8,22	182,5	1,7	1,55		
7	12,505	44095	17,9	1,50	8,22	183	1,9	1,65		



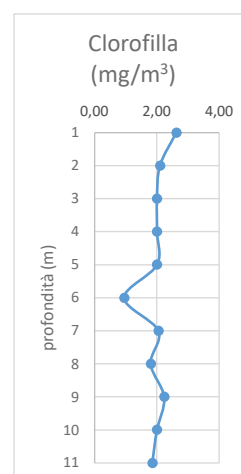
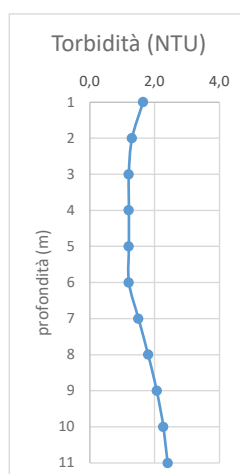
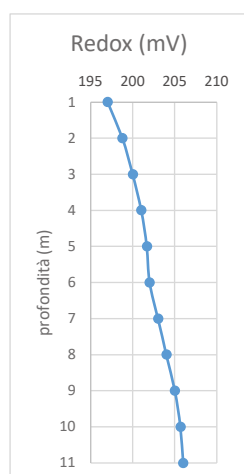
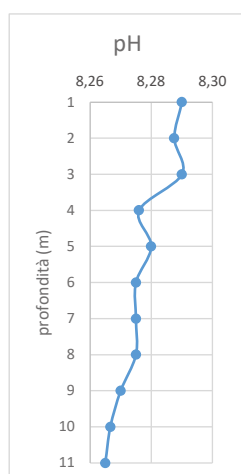
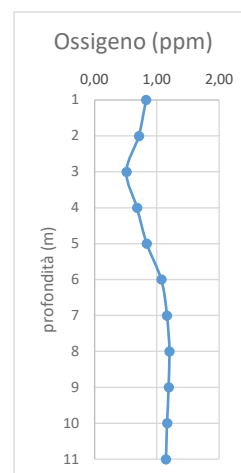
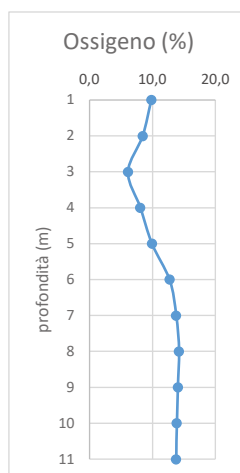
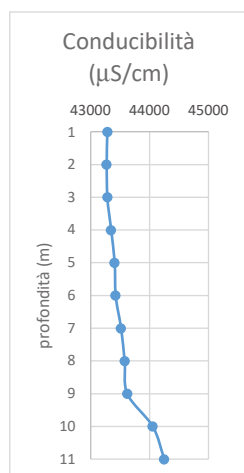
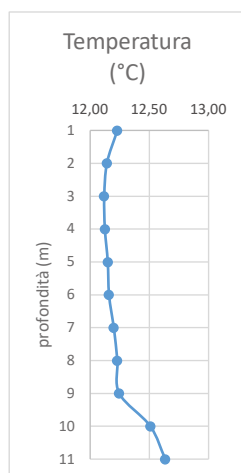
ST05 – 29/01/2019 12:50										
Profondità	Temperatura	Conducibilità	Ossigeno	Ossigeno	pH	Potenziale Red-ox	Torbidità	Clorofilla 'a'	direzione corrente	velocità corrente
m	°C	μS/cm	%	ppm	-	mV	NTU	mg/m ³	-	m/s
1	12,17	43275,0	12,00	1,02	8,29	164,50	1,25	3,10	NW	0,3
2	12,14	43246,7	13,13	1,11	8,28	168,67	1,10	2,63		
3	12,13	43285	12,1	1,02	8,28	171,50	1,1	2,35		
4	12,19	43565	14,2	1,20	8,28	173,50	1,4	1,60		
5	12,29	43723,3	14,2	1,19	8,27	176,00	1,9	1,53		
6	12,43	43940	17,1	1,43	8,27	178,00	2,6	1,80		
7	12,47	44030	17,7	1,48	8,26	179,50	3,0	2,05		
8	12,50	44075	19,4	1,63	8,26	181,00	2,6	2,05		
9	12,57	44225	21,1	1,76	8,25	182,50	2,4	1,95		
10	12,60	44240	19,3	1,61	8,25	184,00	2,3	1,70		
11	12,73	44495	19,3	1,61	8,24	185,00	2,3	2,65		
12	12,83	44610	18,0	1,50	8,24	186,00	2,8	1,45		



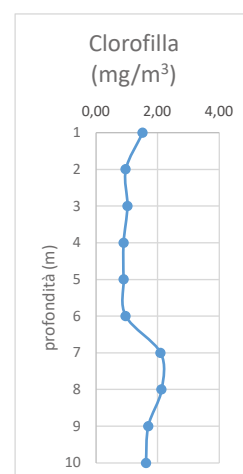
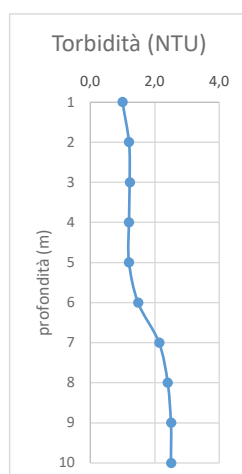
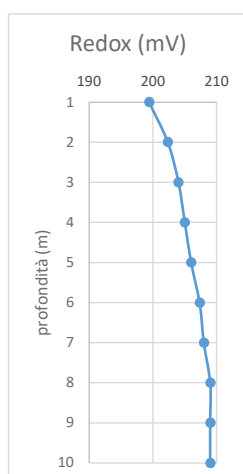
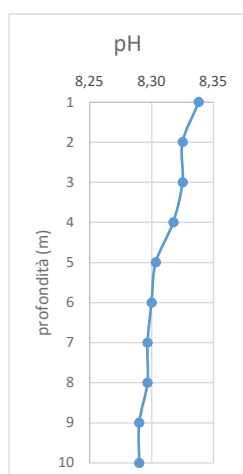
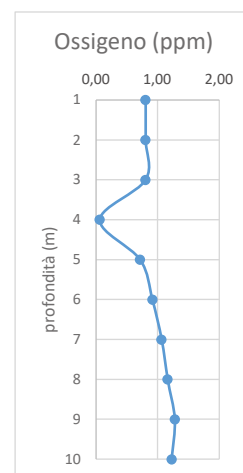
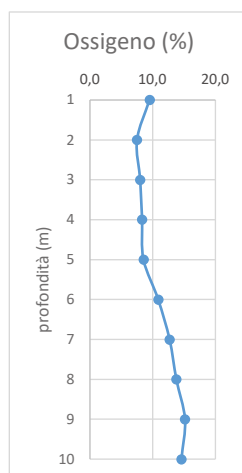
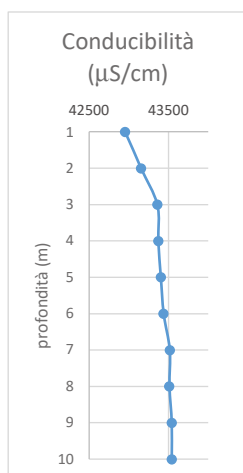
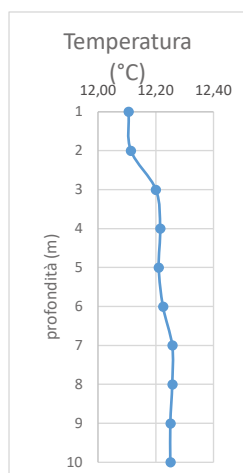
ST06 - 29/01/2019 13:00										
Profondità	Temperatura	Conducibilità	Ossigeno	Ossigeno	pH	Potenziale Red-ox	Torbidità	Clorofilla 'a'	direzione corrente	velocità corrente
m	°C	μS/cm	%	ppm	-	mV	NTU	mg/m ³	-	m/s
1	12,16	43175	8,8	0,74	8,29	191,50	1,0	0,98	NW	0,3
2	12,09	43157	8,9	0,75	8,29	193,33	1,1	1,27		
3	12,06	43230	8,1	0,68	8,29	195,00	1,1	1,80		
4	12,14	43435	7,9	0,67	8,29	196,00	1,1	1,65		
5	12,21	43540	8,8	0,74	8,29	196,00	1,2	1,75		
6	12,25	43610	9,4	0,79	8,29	197,00	1,3	1,65		
7	12,27	43650	10,3	0,87	8,28	198,00	1,3	1,45		
8	12,31	43750	12,4	1,05	8,28	198,00	1,3	1,35		
9	12,31	43745	14,2	1,19	8,28	199,00	1,4	1,70		
10	12,28	43730	16,0	1,35	8,28	199,00	1,8	1,85		
11	12,34	43845	16,1	1,35	8,28	200,00	2,0	1,85		
12	12,46	43860	17,1	1,43	8,27	196,50	2,2	2,20		
13	12,53	43840	16,0	1,34	8,28	186,50	2,2	2,50		

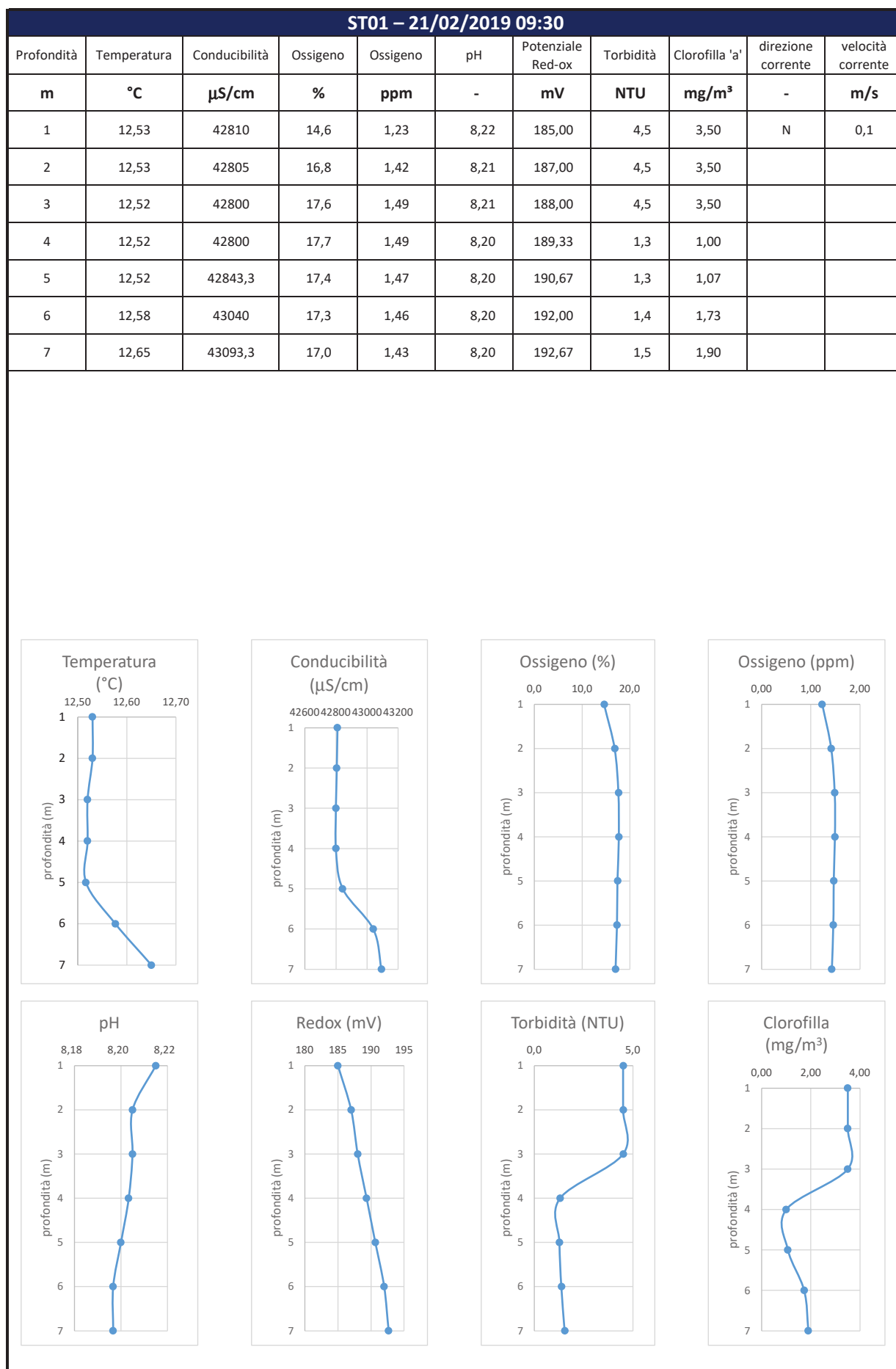


ST07 – 29/01/2019 12:40										
Profondità	Temperatura	Conducibilità	Ossigeno	Ossigeno	pH	Potenziale Red-ox	Torbidità	Clorofilla 'a'	direzione corrente	velocità corrente
m	°C	μS/cm	%	ppm	-	mV	NTU	mg/m ³	-	m/s
1	12,23	43284	9,8	0,83	8,29	197,00	1,6	2,62	NW	0,3
2	12,14	43272,5	8,4	0,71	8,29	198,75	1,3	2,10		
3	12,12	43285	6,1	0,51	8,29	200,00	1,2	2,00		
4	12,13	43348	8,1	0,68	8,28	201,00	1,2	2,00		
5	12,15	43406,7	9,9	0,84	8,28	201,67	1,2	2,00		
6	12,16	43425	12,7	1,07	8,28	202,00	1,2	0,95		
7	12,20	43515	13,8	1,16	8,28	203,00	1,5	2,05		
8	12,23	43580	14,2	1,20	8,28	204,00	1,8	1,80		
9	12,25	43623,3	14,0	1,19	8,27	205,00	2,1	2,23		
10	12,51	44053,3	13,9	1,16	8,27	205,67	2,3	2,00		
11	12,64	44250	13,8	1,15	8,27	206,00	2,4	1,85		

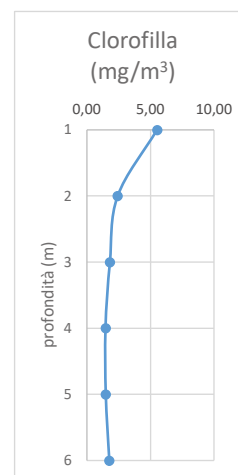
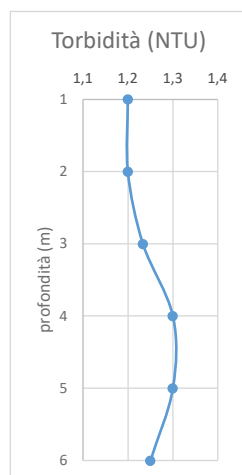
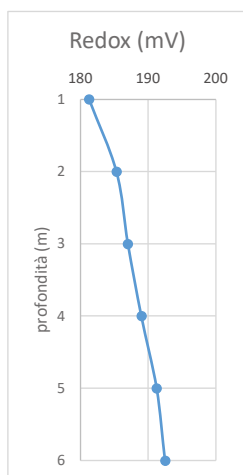
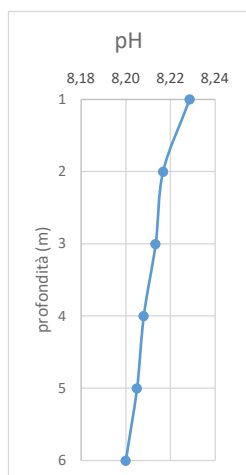
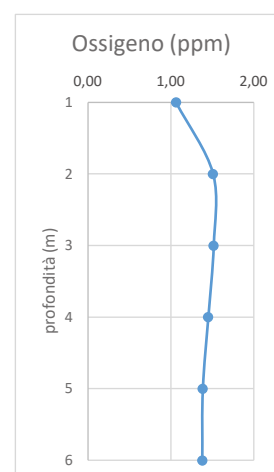
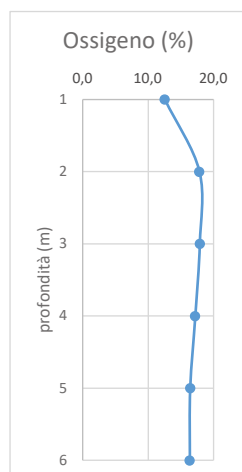
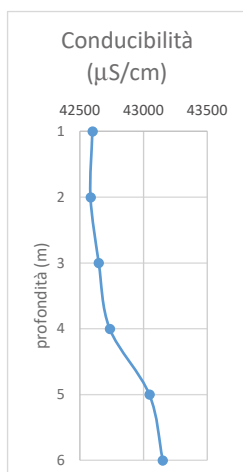
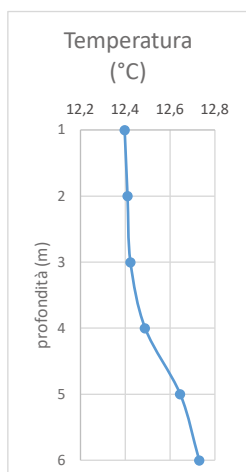


ST08 – 29/01/2019 12:30										
Profondità	Temperatura	Conducibilità	Ossigeno	Ossigeno	pH	Potenziale Red-ox	Torbidità	Clorofilla 'a'	direzione corrente	velocità corrente
m	°C	μS/cm	%	ppm	-	mV	NTU	mg/m ³	-	m/s
1	12,11	42954	9,5	0,81	8,34	199,40	1,0	1,52	NW	0,3
2	12,11	43155	7,5	0,81	8,33	202,33	1,2	0,97		
3	12,20	43360	8,0	0,81	8,33	204,00	1,2	1,03		
4	12,22	43372,5	8,3	0,06	8,32	205,00	1,2	0,90		
5	12,21	43403,3	8,5	0,72	8,30	206,00	1,2	0,90		
6	12,23	43438,3	10,9	0,92	8,30	207,33	1,5	0,97		
7	12,26	43516,7	12,7	1,07	8,30	208,00	2,1	2,10		
8	12,26	43510	13,8	1,16	8,30	209,00	2,4	2,13		
9	12,25	43540	15,2	1,28	8,29	209,00	2,5	1,70		
10	12,25	43540	14,6	1,23	8,29	209,00	2,5	1,63		

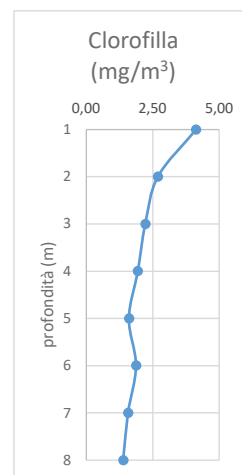
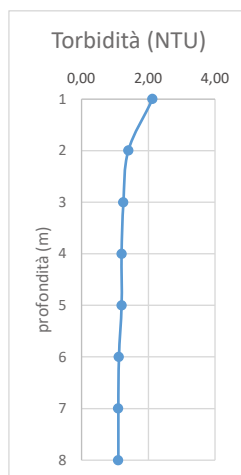
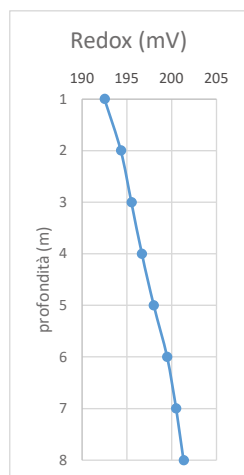
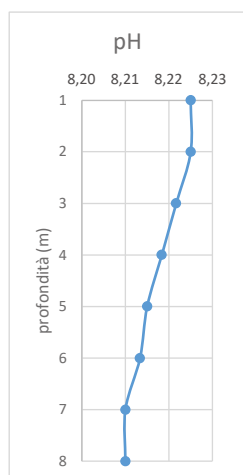
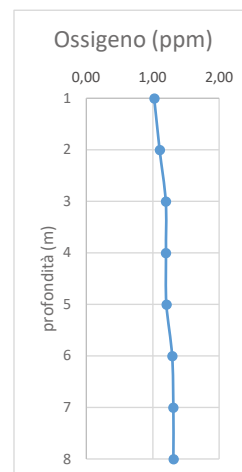
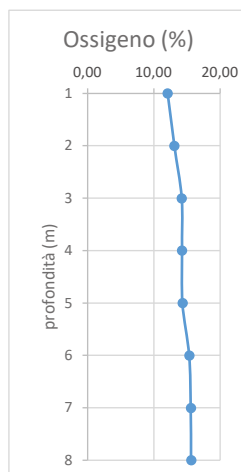
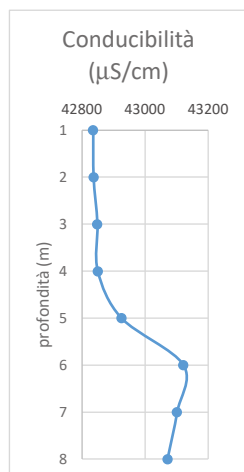
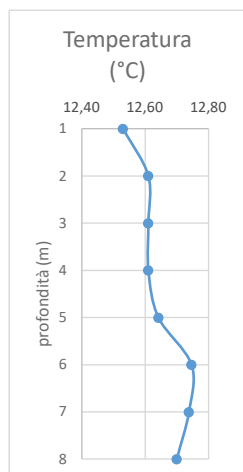


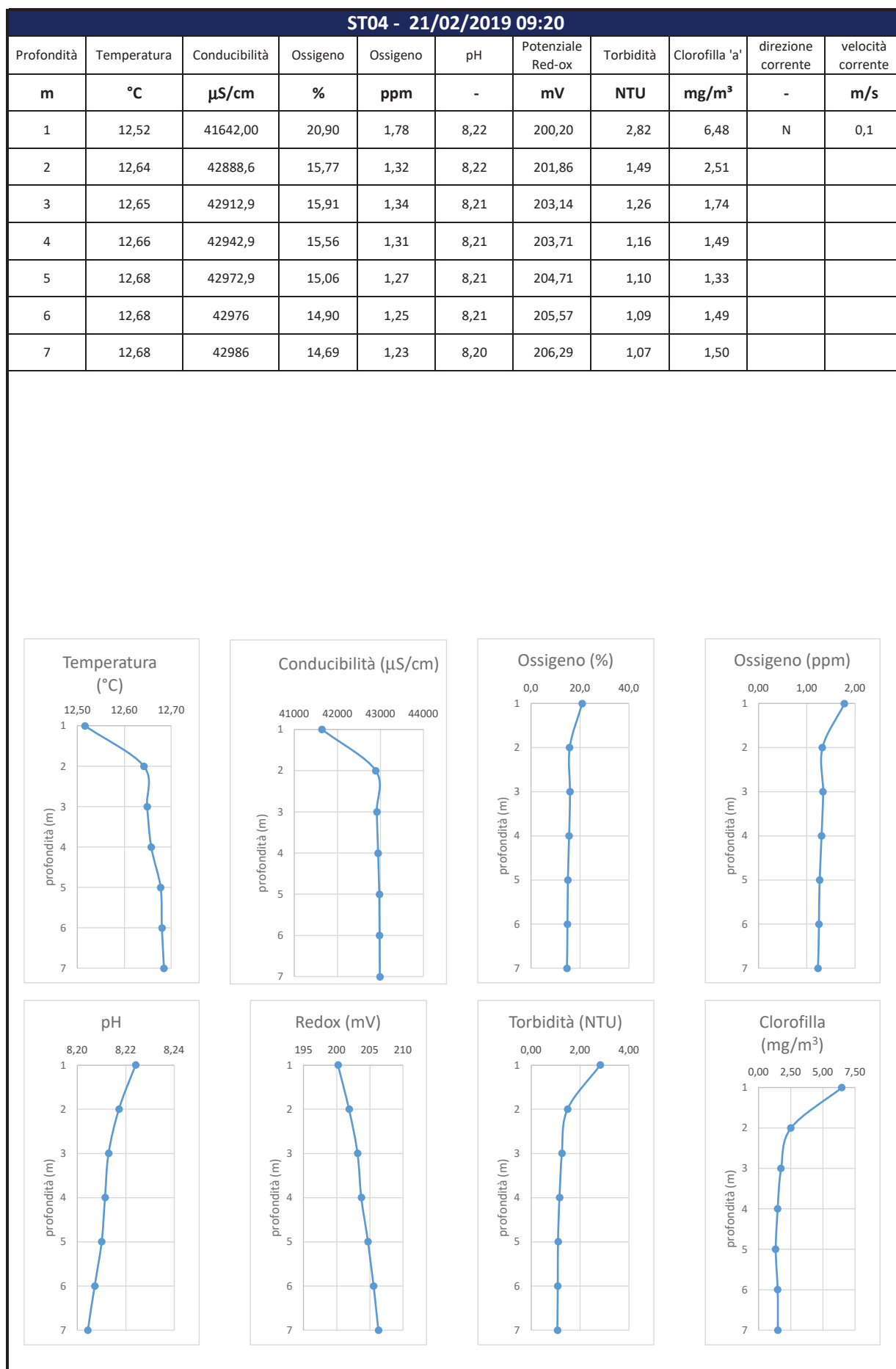


ST02 - 21/02/2019 09:35										
Profondità	Temperatura	Conducibilità	Ossigeno	Ossigeno	pH	Potenziale Red-ox	Torbidità	Clorofilla 'a'	direzione corrente	velocità corrente
m	°C	μS/cm	%	ppm	-	mV	NTU	mg/m ³	-	m/s
1	12,40	42597,1	12,6	1,06	8,23	181,29	1,2	5,51	N	0,1
2	12,41	42583	17,9	1,51	8,22	185,33	1,2	2,40		
3	12,42	42647	17,9	1,52	8,21	187,00	1,2	1,80		
4	12,49	42734	17,2	1,45	8,21	189,00	1,3	1,46		
5	12,65	43045	16,5	1,39	8,21	191,25	1,3	1,48		
6	12,73	43150	16,4	1,38	8,20	192,50	1,3	1,75		

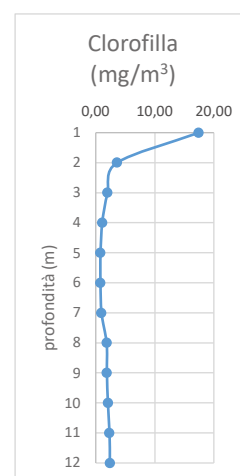
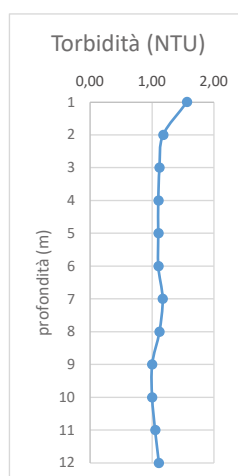
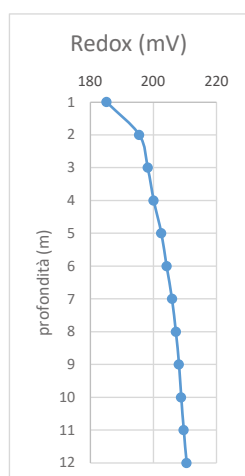
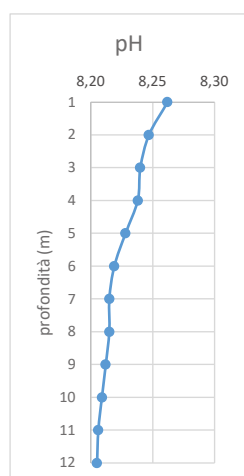
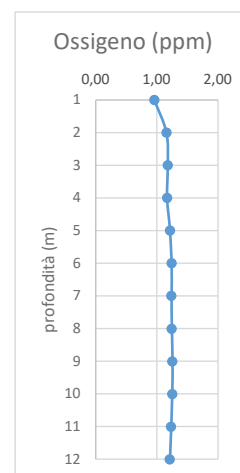
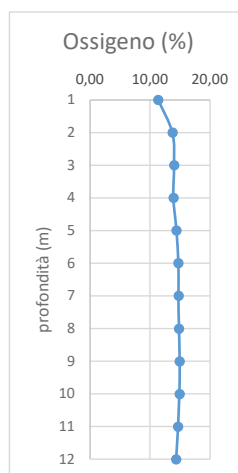
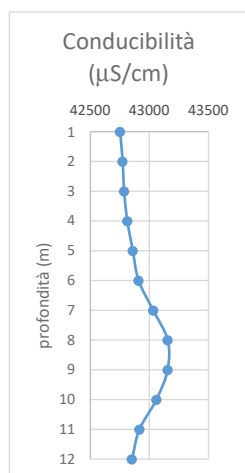
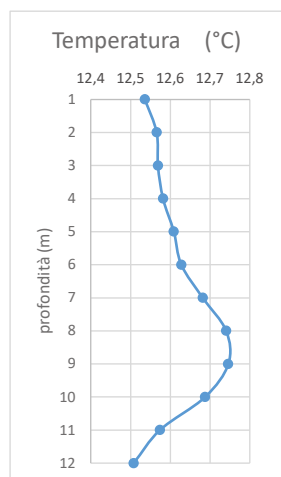


ST03 - 21/02/2019 09:10										
Profondità	Temperatura	Conducibilità	Ossigeno	Ossigeno	pH	Potenziale Red-ox	Torbidità	Clorofilla 'a'	direzione corrente	velocità corrente
m	°C	μS/cm	%	ppm	-	mV	NTU	mg/m ³	-	m/s
1	12,53	42835,0	12,05	1,02	8,23	192,50	2,13	4,13	N	0,1
2	12,61	42836,7	13,08	1,10	8,23	194,33	1,40	2,68		
3	12,61	42848,3	14,18	1,20	8,22	195,50	1,25	2,22		
4	12,61	42850	14,23	1,20	8,22	196,67	1,20	1,93		
5	12,64	42925	14,32	1,21	8,22	198,00	1,20	1,60		
6	12,75	43121,7	15,33	1,29	8,21	199,50	1,12	1,87		
7	12,74	43101,7	15,57	1,31	8,21	200,50	1,10	1,57		
8	12,70	43071,7	15,60	1,31	8,21	201,33	1,10	1,38		

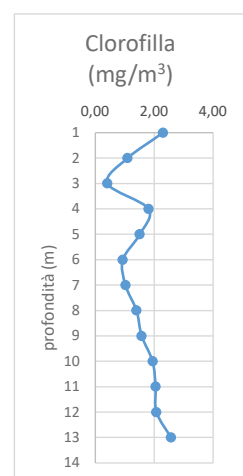
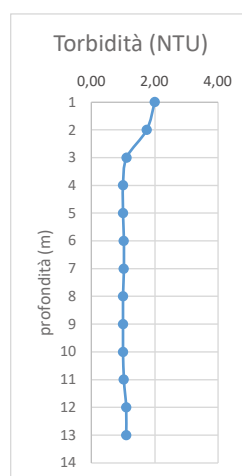
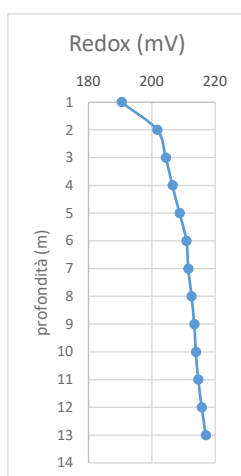
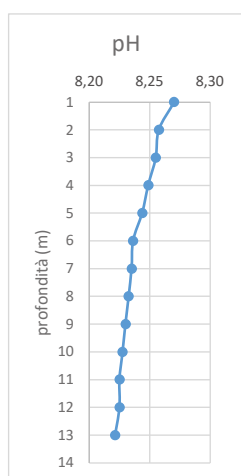
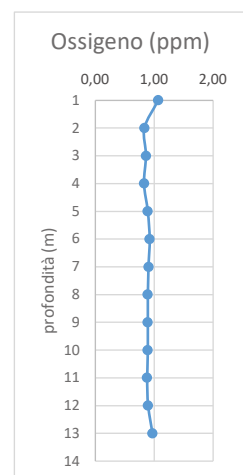
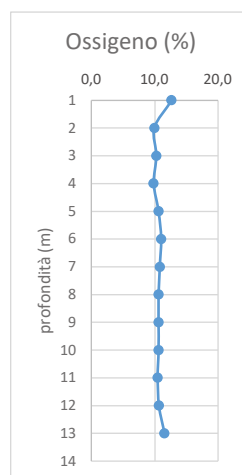
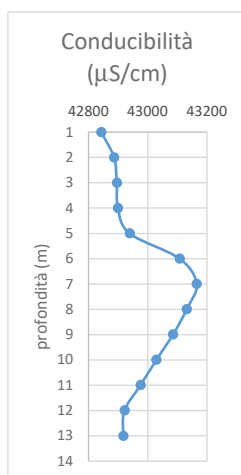
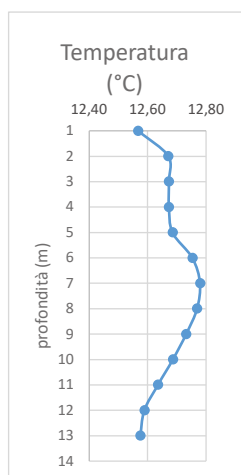




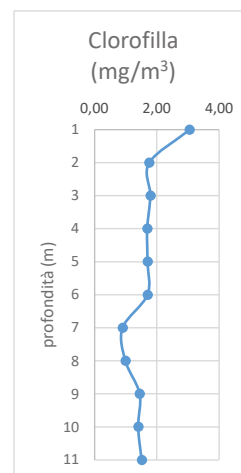
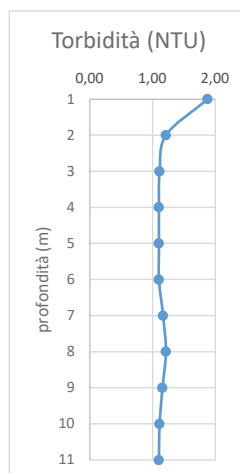
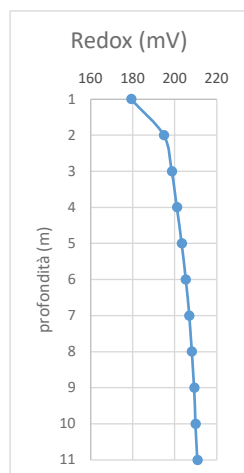
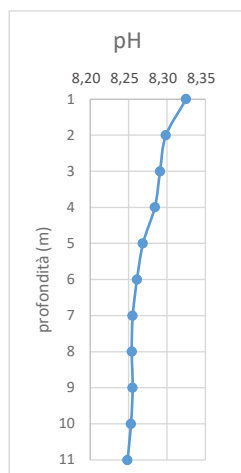
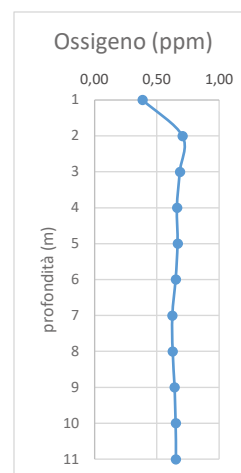
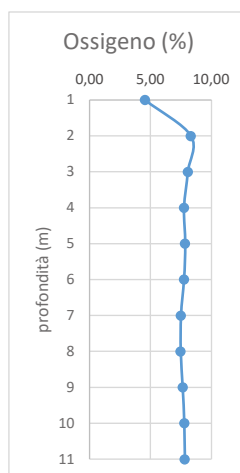
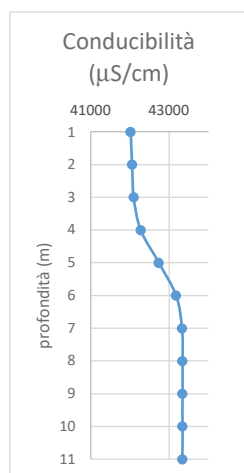
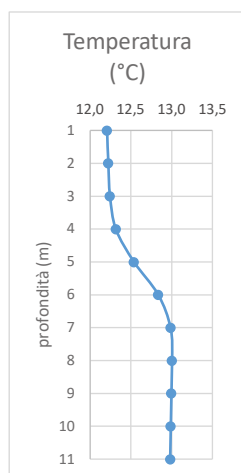
ST05 - 21/02/2019 08:50										
Profondità	Temperatura	Conducibilità	Ossigeno	Ossigeno	pH	Potenziale Red-ox	Torbidità	Clorofilla 'a'	direzione corrente	velocità corrente
m	°C	μS/cm	%	ppm	-	mV	NTU	mg/m ³	-	m/s
1	12,54	42752,0	11,36	0,96	8,26	185,20	1,56	17,42	NW	0,3
2	12,57	42774	13,74	1,16	8,25	195,50	1,18	3,58		
3	12,57	42786	14,00	1,18	8,24	198,20	1,12	1,98		
4	12,58	42813	13,90	1,17	8,24	200,10	1,10	1,10		
5	12,61	42860	14,41	1,21	8,23	202,50	1,10	0,80		
6	12,63	42909	14,72	1,24	8,22	204,20	1,10	0,80		
7	12,68	43033	14,74	1,24	8,22	205,90	1,17	0,96		
8	12,74	43156	14,82	1,24	8,22	207,10	1,12	1,84		
9	12,75	43155	14,95	1,26	8,21	208,10	1,00	1,86		
10	12,69	43060	14,90	1,25	8,21	208,80	1,00	2,05		
11	12,57	42916	14,66	1,23	8,21	209,60	1,05	2,30		
12	12,51	42853	14,35	1,21	8,21	210,50	1,11	2,39		



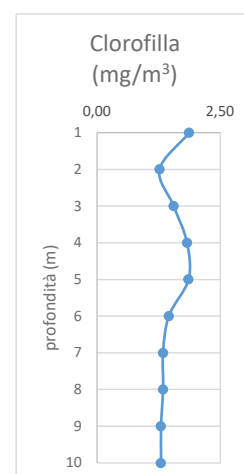
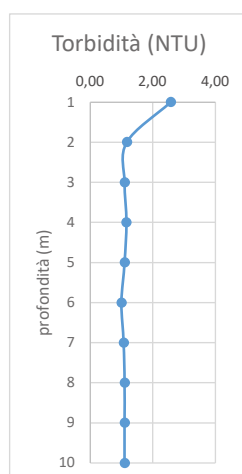
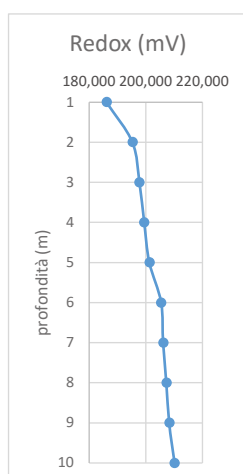
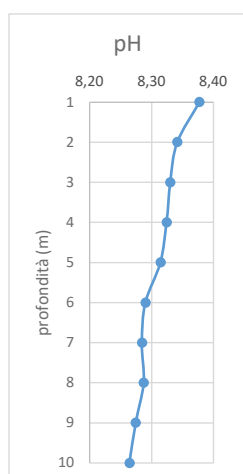
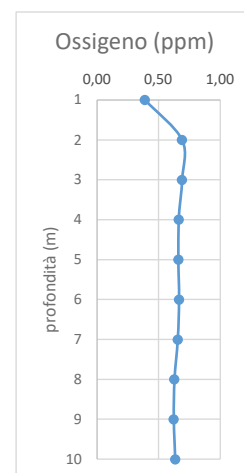
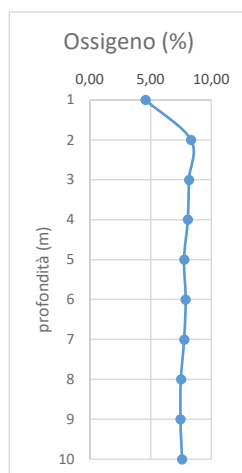
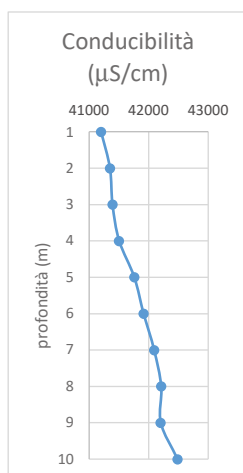
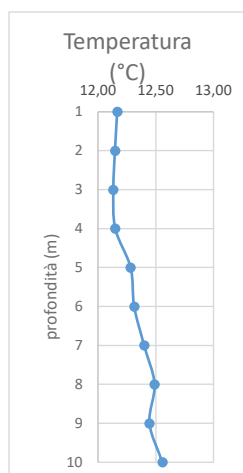
ST06 - 21/02/2019 09:05										
Profondità	Temperatura	Conducibilità	Ossigeno	Ossigeno	pH	Potenziale Red-ox	Torbidità	Clorofilla 'a'	direzione corrente	velocità corrente
m	°C	μS/cm	%	ppm	-	mV	NTU	mg/m ³	-	m/s
1	12,57	42842,9	12,7	1,07	8,27	190,43	2,00	2,30	NW	0,3
2	12,67	42886,3	10,0	0,84	8,26	201,63	1,75	1,10		
3	12,67	42895	10,3	0,86	8,26	204,38	1,11	0,41		
4	12,67	42898,8	9,8	0,83	8,25	206,50	1,00	1,81		
5	12,69	42938,8	10,6	0,89	8,24	208,75	1,00	1,51		
6	12,75	43107,5	11,0	0,92	8,24	210,88	1,03	0,94		
7	12,78	43165	10,8	0,91	8,24	211,50	1,03	1,03		
8	12,77	43131,3	10,6	0,89	8,23	212,50	1,00	1,40		
9	12,73	43085	10,6	0,89	8,23	213,38	1,00	1,58		
10	12,69	43028,8	10,6	0,89	8,23	213,88	1,00	1,95		
11	12,64	42975	10,5	0,88	8,23	214,63	1,03	2,05		
12	12,59	42921,3	10,7	0,90	8,23	215,75	1,10	2,08		
13	12,58	42917,5	11,6	0,97	8,22	217,00	1,10	2,58		

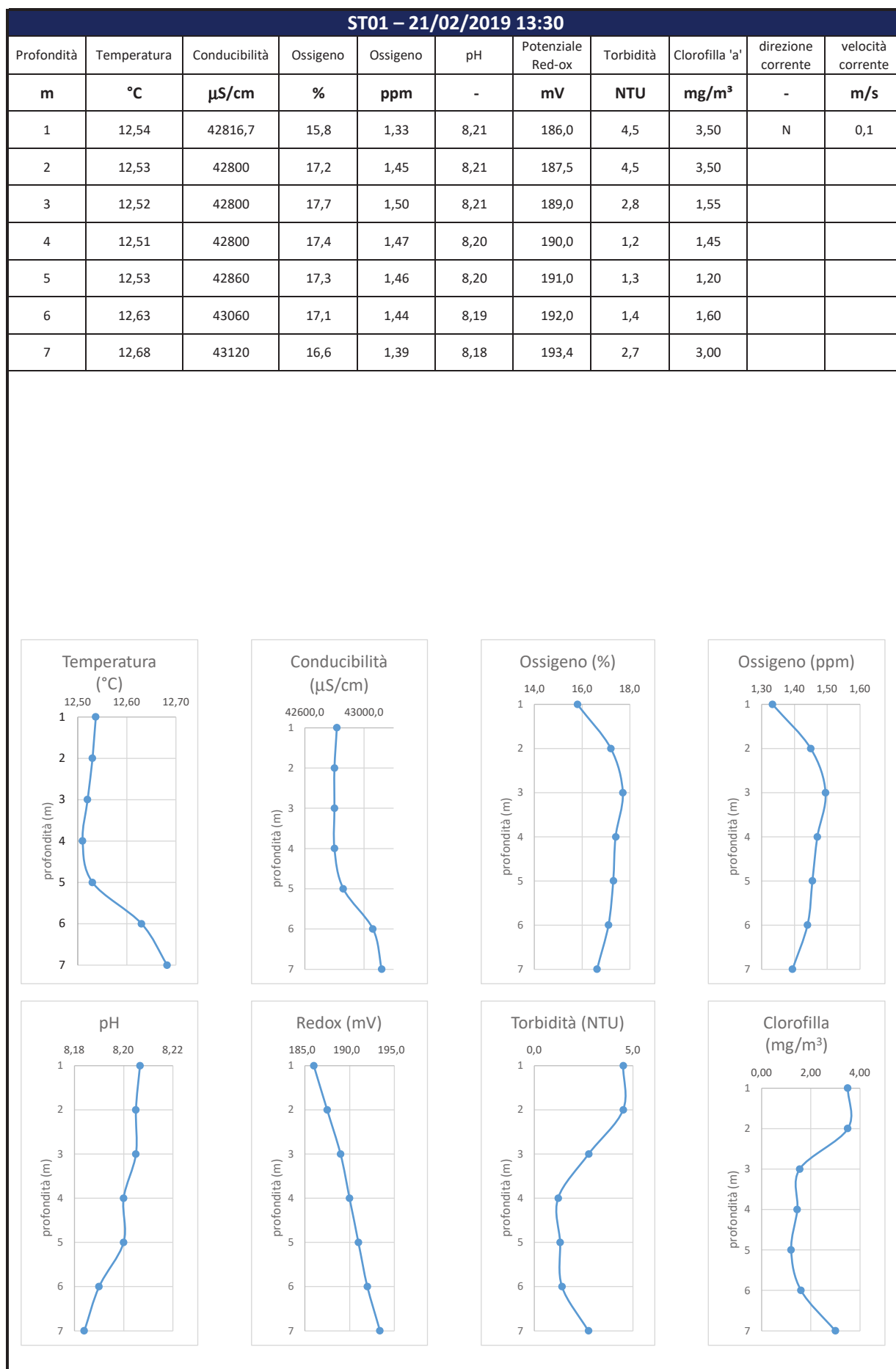


ST07 – 21/02/2019 08:40										
Profondità	Temperatura	Conducibilità	Ossigeno	Ossigeno	pH	Potenziale Red-ox	Torbidità	Clorofilla 'a'	direzione corrente	velocità corrente
m	°C	μS/cm	%	ppm	-	mV	NTU	mg/m ³	-	m/s
1	12,21	42020	4,55	0,39	8,33	179,25	1,88	3,05	NW	0,3
2	12,22	42055,6	8,31	0,70	8,30	194,78	1,21	1,76		
3	12,24	42094,4	8,07	0,68	8,29	198,56	1,11	1,79		
4	12,32	42275,6	7,76	0,66	8,28	201,00	1,10	1,69		
5	12,54	42734,4	7,84	0,67	8,27	203,33	1,10	1,70		
6	12,84	43176,7	7,76	0,65	8,26	205,22	1,10	1,70		
7	12,99	43327,8	7,50	0,62	8,26	206,89	1,17	0,90		
8	13,00	43340	7,48	0,63	8,25	208,11	1,21	0,99		
9	13,00	43336,7	7,64	0,64	8,26	209,22	1,16	1,44		
10	12,99	43338,9	7,78	0,65	8,25	209,89	1,11	1,40		
11	12,98	43335,6	7,82	0,65	8,25	210,78	1,10	1,51		

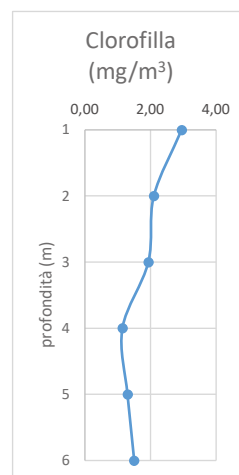
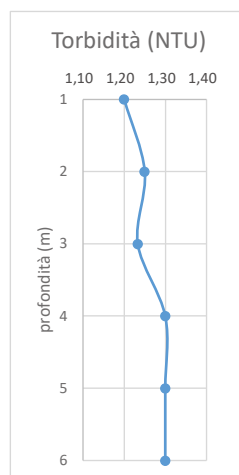
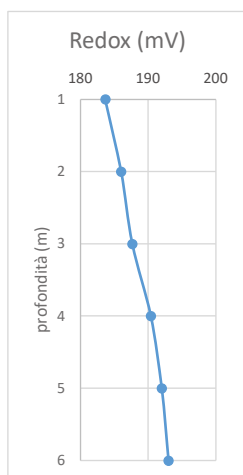
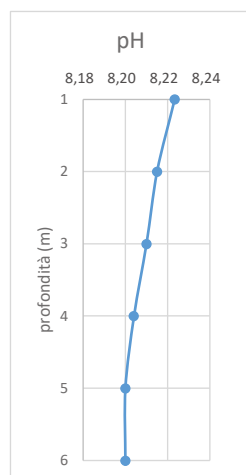
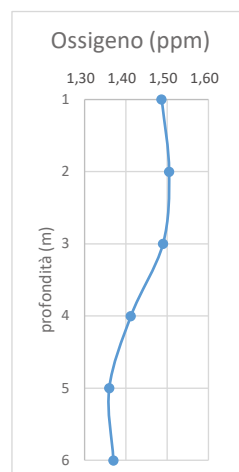
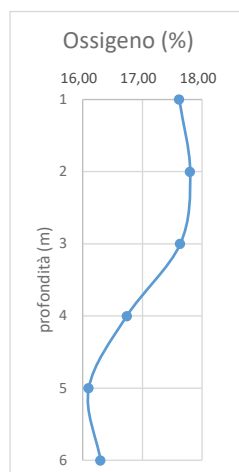
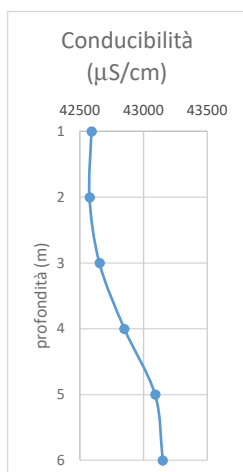
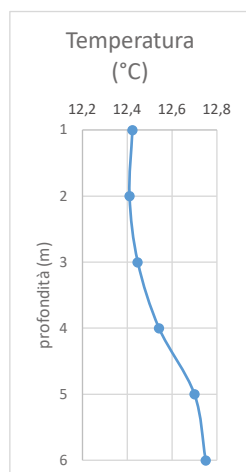


ST08 – 21/02/2019 08:25										
Profondità	Temperatura	Conducibilità	Ossigeno	Ossigeno	pH	Potenziale Red-ox	Torbidità	Clorofilla 'a'	direzione corrente	velocità corrente
m	°C	μS/cm	%	ppm	-	mV	NTU	mg/m ³	-	m/s
1	12,17	41202,1	4,57	0,39	8,38	186,143	2,57	1,87	NW	0,3
2	12,15	41352,9	8,32	0,69	8,34	195,286	1,17	1,27		
3	12,13	41394,3	8,16	0,69	8,33	197,714	1,10	1,56		
4	12,15	41504,3	8,07	0,66	8,32	199,429	1,16	1,83		
5	12,28	41760	7,76	0,66	8,31	201,286	1,10	1,86		
6	12,31	41915,7	7,88	0,67	8,29	205,429	1,00	1,46		
7	12,40	42091,4	7,76	0,66	8,28	206,143	1,07	1,34		
8	12,49	42210	7,49	0,63	8,29	207,286	1,10	1,34		
9	12,44	42202,9	7,46	0,62	8,27	208,286	1,10	1,30		
10	12,56	42482,9	7,59	0,64	8,26	210,143	1,10	1,30		

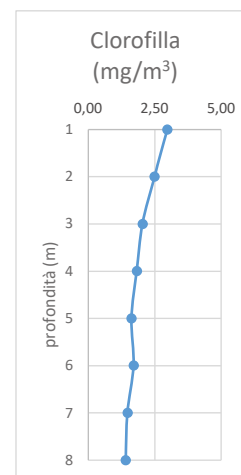
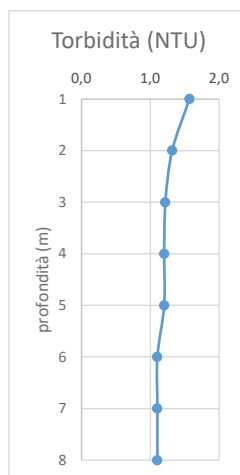
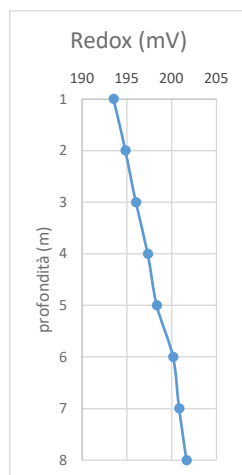
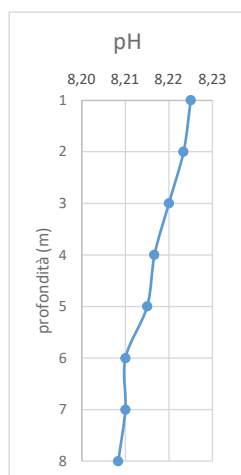
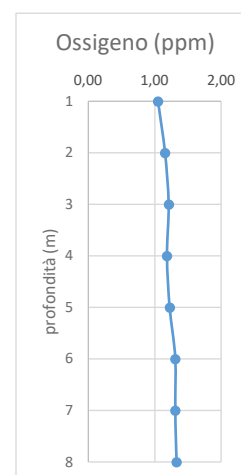
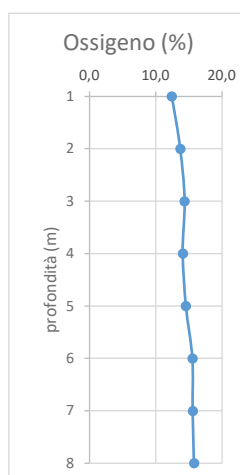
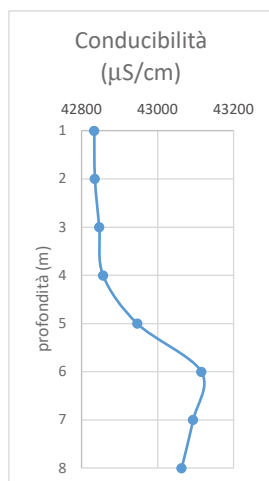
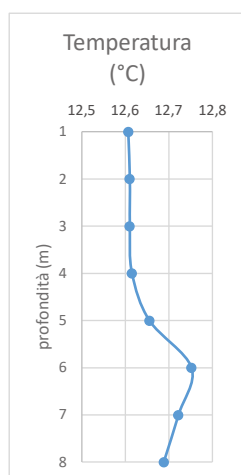




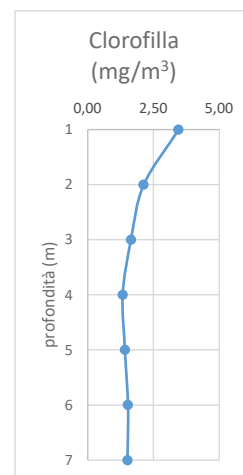
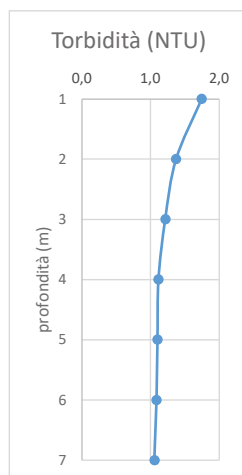
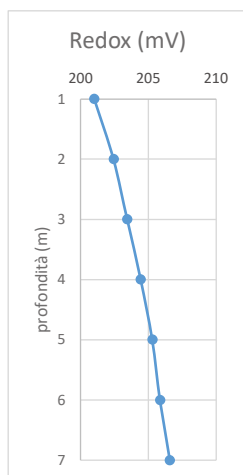
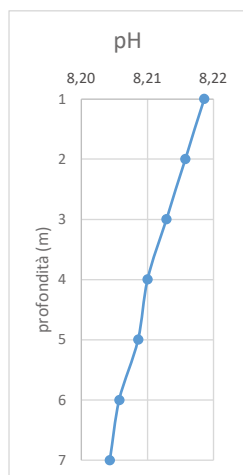
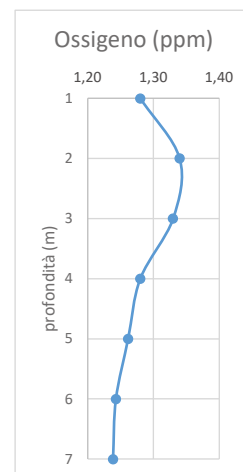
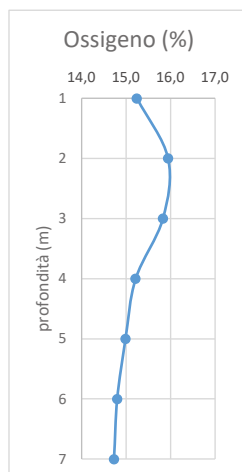
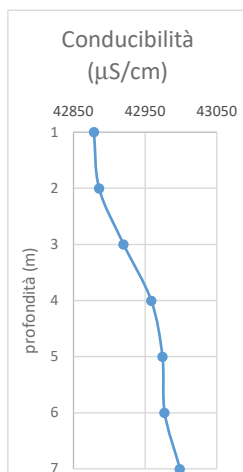
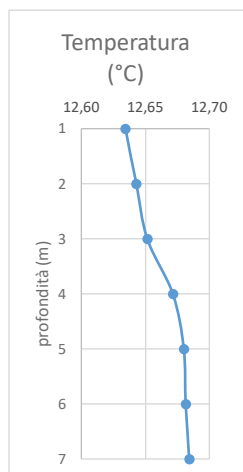
ST02 – 21/02/2019 13:50										
Profondità	Temperatura	Conducibilità	Ossigeno	Ossigeno	pH	Potenziale Red-ox	Torbidità	Clorofilla 'a'	direzione corrente	velocità corrente
m	°C	μS/cm	%	ppm	-	mV	NTU	mg/m ³	-	m/s
1	12,42	42590	17,62	1,49	8,22	183,67	1,20	2,95	N	0,1
2	12,41	42575	17,80	1,51	8,22	186,00	1,25	2,10		
3	12,45	42653,3	17,63	1,49	8,21	187,67	1,23	1,93		
4	12,54	42848	16,74	1,41	8,20	190,40	1,30	1,14		
5	12,70	43090	16,10	1,36	8,20	192,00	1,30	1,30		
6	12,75	43150	16,30	1,37	8,20	193,00	1,30	1,50		



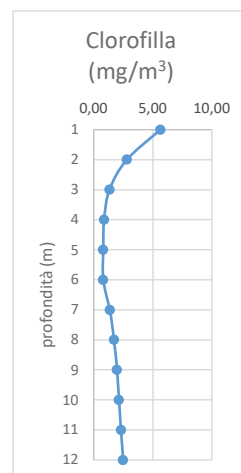
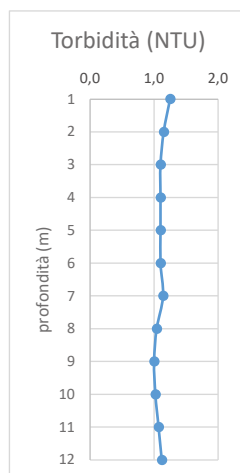
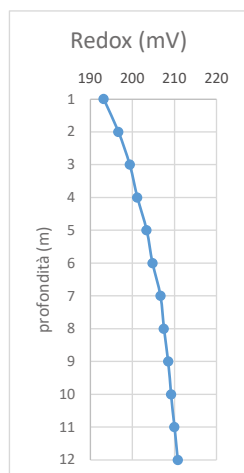
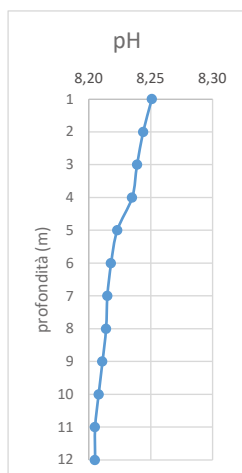
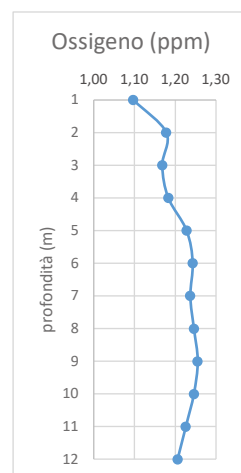
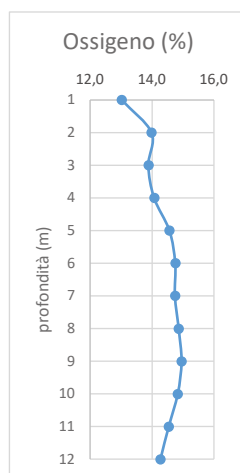
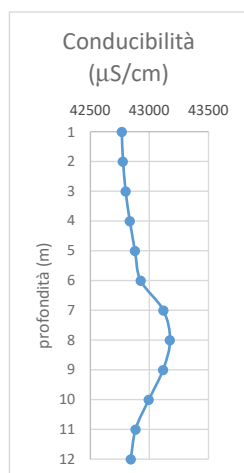
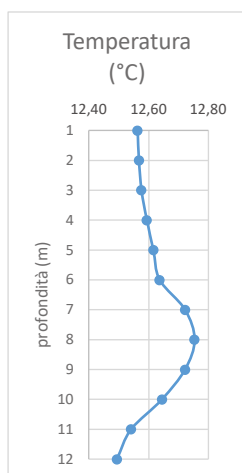
ST03 – 21/01/2019 13:10										
Profondità	Temperatura	Conducibilità	Ossigeno	Ossigeno	pH	Potenziale Red-ox	Torbidità	Clorofilla 'a'	direzione corrente	velocità corrente
m	°C	μS/cm	%	ppm	-	mV	NTU	mg/m ³	-	m/s
1	12,61	42833,3	12,4	1,05	8,23	193,50	1,6	2,97	N	0,1
2	12,61	42835	13,7	1,15	8,22	194,83	1,3	2,48		
3	12,61	42846,7	14,4	1,21	8,22	196,00	1,2	2,03		
4	12,62	42856,7	14,1	1,18	8,22	197,33	1,2	1,82		
5	12,66	42946,7	14,5	1,22	8,22	198,33	1,2	1,62		
6	12,75	43115	15,5	1,31	8,21	200,17	1,1	1,70		
7	12,72	43093,3	15,6	1,31	8,21	200,83	1,1	1,47		
8	12,69	43063,3	15,8	1,33	8,21	201,67	1,1	1,40		



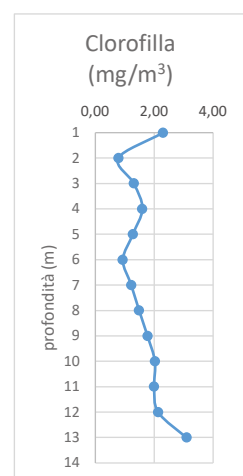
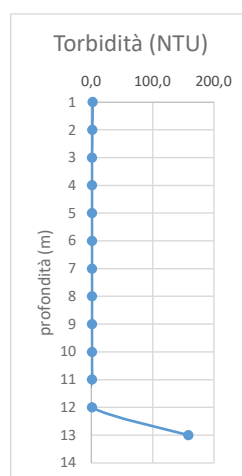
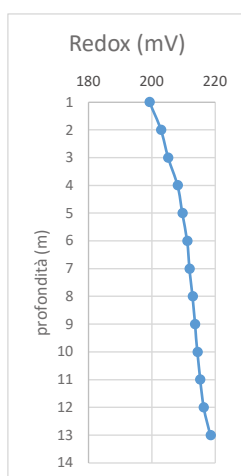
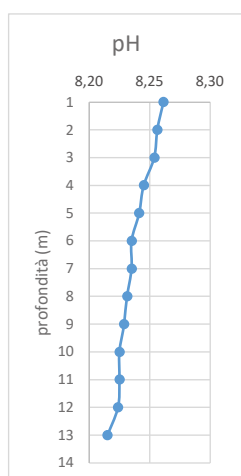
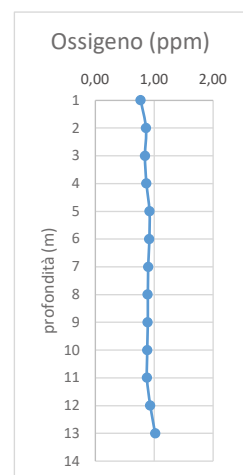
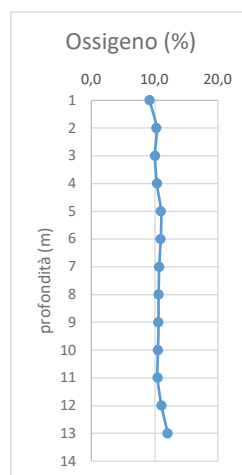
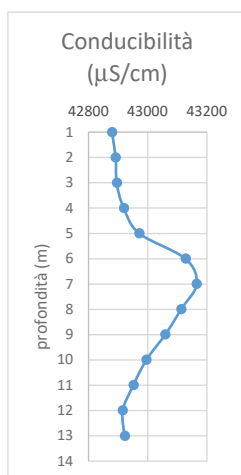
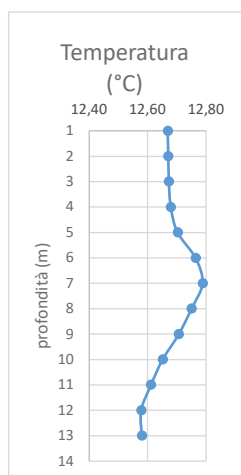
ST04 – 21/02/2019 13:25										
Profondità	Temperatura	Conducibilità	Ossigeno	Ossigeno	pH	Potenziale Red-ox	Torbidità	Clorofilla 'a'	direzione corrente	velocità corrente
m	°C	μS/cm	%	ppm	-	mV	NTU	mg/m ³	-	m/s
1	12,63	42878,6	15,2	1,28	8,22	201,00	1,7	3,46	N	0,1
2	12,64	42885,7	15,9	1,34	8,22	202,43	1,4	2,13		
3	12,65	42920	15,8	1,33	8,21	203,43	1,2	1,64		
4	12,67	42958,6	15,2	1,28	8,21	204,43	1,1	1,33		
5	12,68	42974,3	15,0	1,26	8,21	205,29	1,1	1,41		
6	12,68	42977,1	14,8	1,24	8,21	205,86	1,1	1,53		
7	12,68	42998,6	14,7	1,24	8,20	206,57	1,1	1,51		



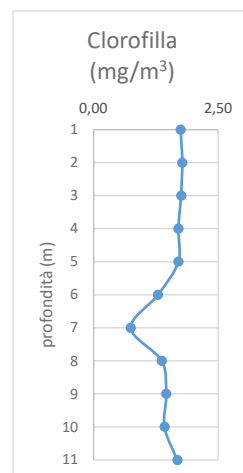
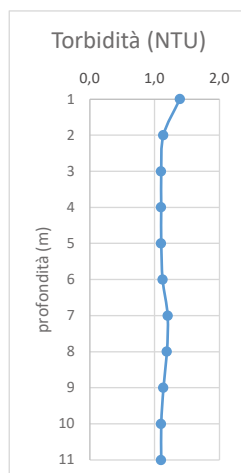
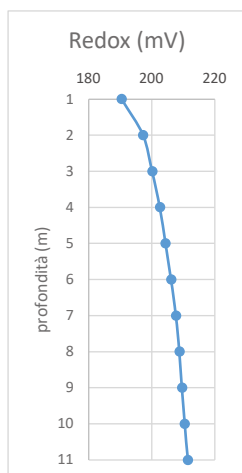
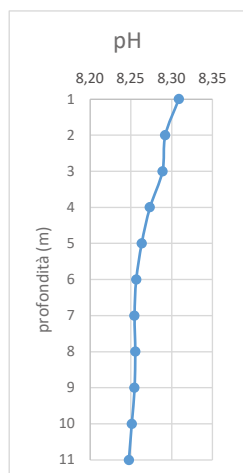
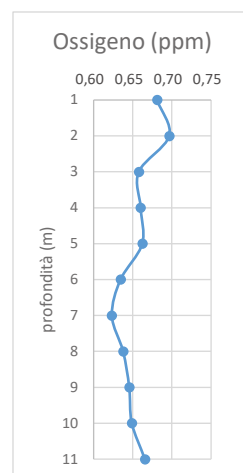
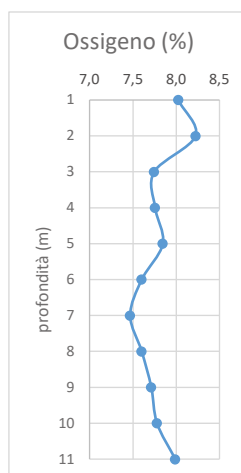
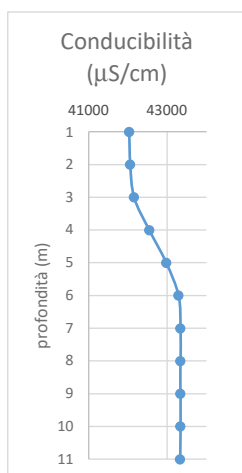
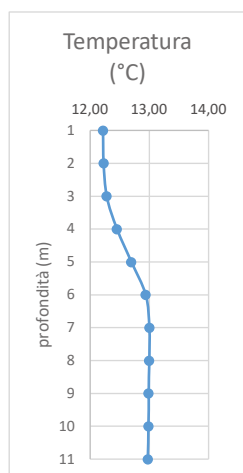
ST05 – 21/01/2019 12:50										
Profondità	Temperatura	Conducibilità	Ossigeno	Ossigeno	pH	Potenziale Red-ox	Torbidità	Clorofilla 'a'	direzione corrente	velocità corrente
m	°C	µS/cm	%	ppm	-	mV	NTU	mg/m ³	-	m/s
1	12,56	42767	13,0	1,10	8,25	193,20	1,3	5,64	NW	0,3
2	12,57	42777	14,0	1,18	8,24	196,70	1,2	2,79		
3	12,58	42800	13,9	1,17	8,24	199,40	1,1	1,33		
4	12,59	42835	14,1	1,18	8,24	201,20	1,1	0,87		
5	12,62	42878	14,6	1,23	8,22	203,40	1,1	0,80		
6	12,64	42927	14,8	1,24	8,22	204,80	1,1	0,80		
7	12,72	43119	14,7	1,24	8,22	206,70	1,1	1,35		
8	12,75	43175	14,9	1,25	8,21	207,50	1,0	1,71		
9	12,72	43116	15,0	1,26	8,21	208,50	1,0	1,96		
10	12,65	42996	14,8	1,25	8,21	209,20	1,0	2,13		
11	12,54	42883	14,5	1,23	8,21	210,00	1,1	2,30		
12	12,49	42843	14,3	1,21	8,21	210,80	1,1	2,48		



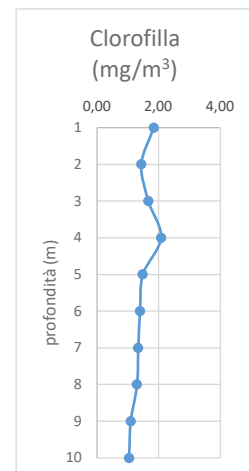
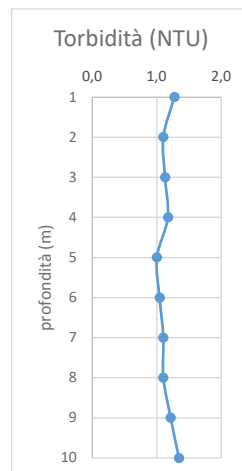
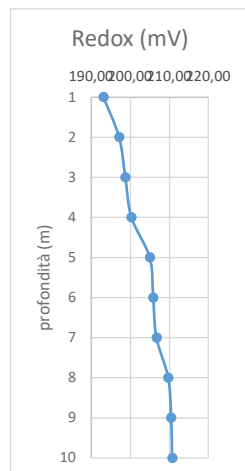
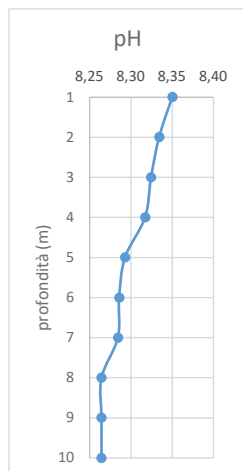
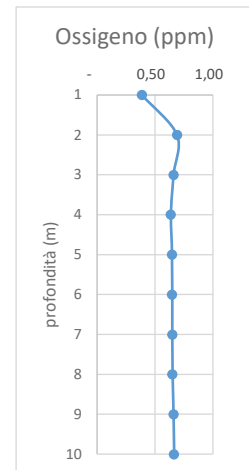
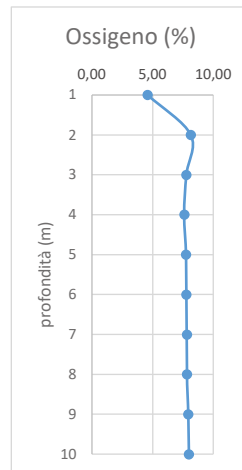
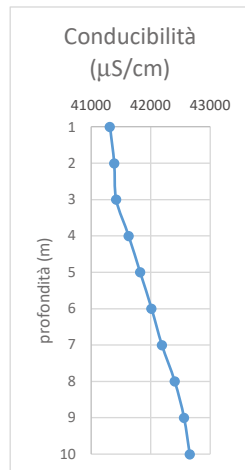
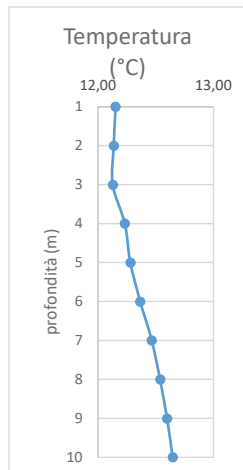
ST06 – 21/02/2019 13:00										
Profondità	Temperatura	Conducibilità	Ossigeno	Ossigeno	pH	Potenziale Red-ox	Torbidità	Clorofilla 'a'	direzione corrente	velocità corrente
m	°C	μS/cm	%	ppm	-	mV	NTU	mg/m ³	-	m/s
1	12,67	42878,8	9,2	0,77	8,26	199,25	2,0	2,30	NW	0,3
2	12,67	42891,3	10,3	0,86	8,26	202,88	1,5	0,79		
3	12,67	42895	10,1	0,85	8,25	205,13	1,0	1,31		
4	12,68	42918,8	10,4	0,87	8,25	208,13	1,0	1,60		
5	12,70	42971,3	11,0	0,92	8,24	209,63	1,0	1,28		
6	12,76	43127,5	11,0	0,92	8,24	211,13	1,0	0,94		
7	12,79	43165	10,7	0,90	8,24	211,88	1,0	1,23		
8	12,75	43112,5	10,6	0,89	8,23	212,88	1,0	1,49		
9	12,71	43058,8	10,6	0,89	8,23	213,63	1,0	1,78		
10	12,65	42995,0	10,5	0,88	8,23	214,38	1,0	2,03		
11	12,61	42951,3	10,5	0,88	8,23	215,25	1,1	2,00		
12	12,58	42915	11,1	0,94	8,22	216,38	1,1	2,14		
13	12,58	42923	12,1	1,02	8,22	218,50	158,5	3,10		



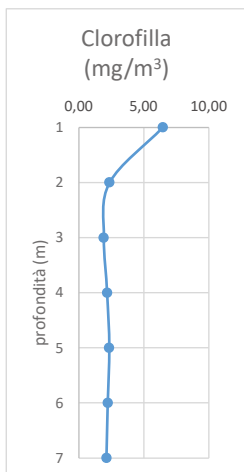
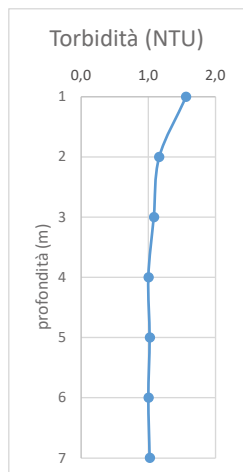
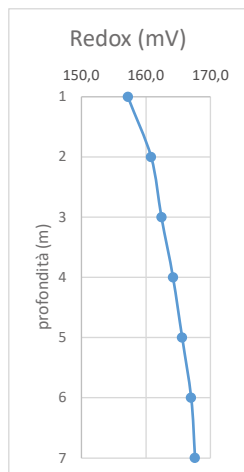
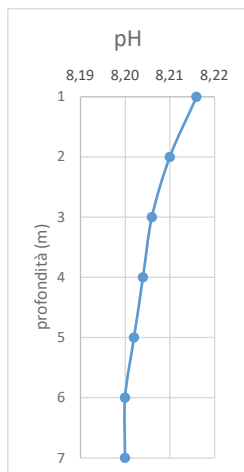
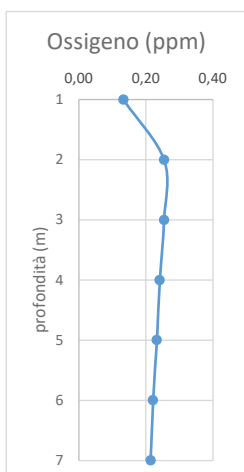
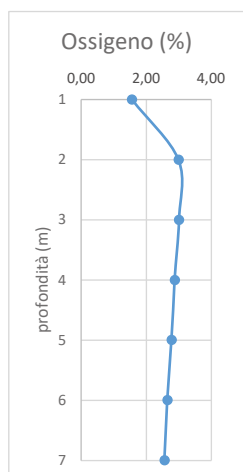
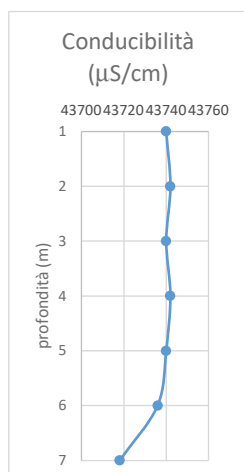
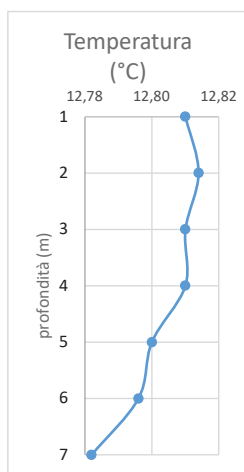
ST07 – 21/02/2019 12:40										
Profondità	Temperatura	Conducibilità	Ossigeno	Ossigeno	pH	Potenziale Red-ox	Torbidità	Clorofilla 'a'	direzione corrente	velocità corrente
m	°C	μS/cm	%	ppm	-	mV	NTU	mg/m ³	-	m/s
1	12,22	42032,2	8,0	0,68	8,31	190,44	1,4	1,74	NW	0,3
2	12,23	42060	8,2	0,70	8,29	197,22	1,1	1,78		
3	12,28	42155,6	7,7	0,66	8,29	200,11	1,1	1,76		
4	12,45	42543,3	7,8	0,66	8,27	202,56	1,1	1,70		
5	12,70	42977,8	7,8	0,66	8,26	204,33	1,1	1,70		
6	12,94	43287,8	7,6	0,63	8,26	206,11	1,1	1,29		
7	13,00	43340	7,5	0,62	8,25	207,67	1,2	0,74		
8	13,00	43336,7	7,6	0,64	8,26	208,78	1,2	1,37		
9	12,99	43336,7	7,7	0,65	8,25	209,56	1,1	1,46		
10	12,99	43338,9	7,8	0,65	8,25	210,44	1,1	1,42		
11	12,98	43328,9	8,0	0,67	8,25	211,44	1,1	1,68		



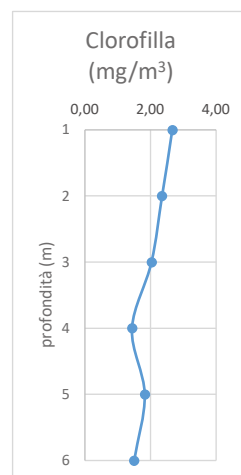
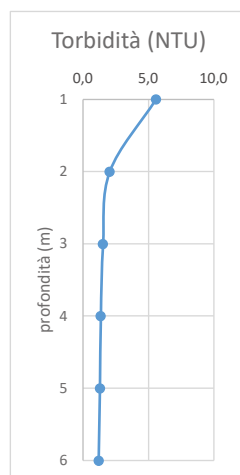
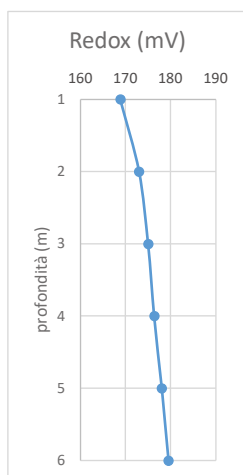
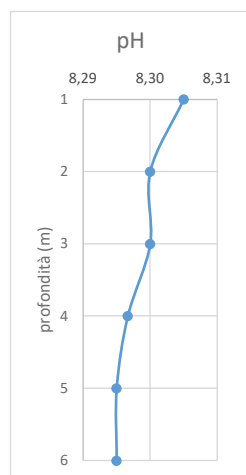
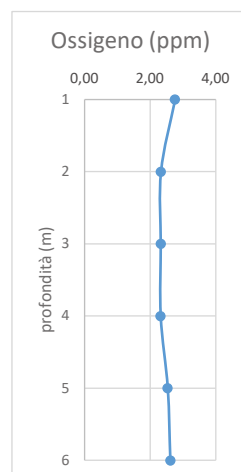
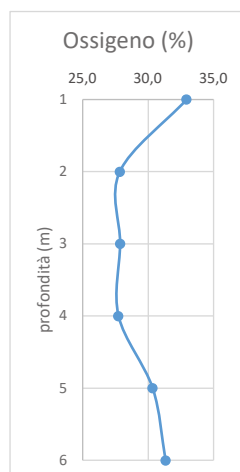
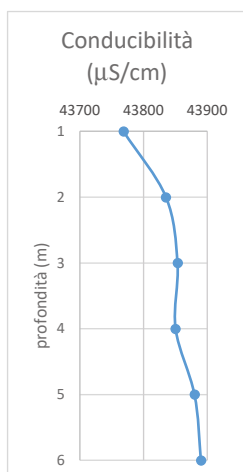
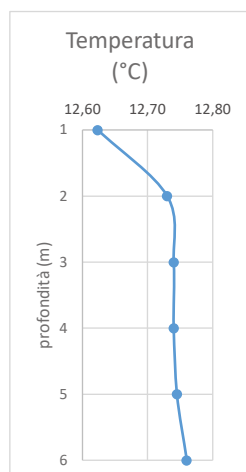
ST08 – 21/02/2019 12:30										
Profondità	Temperatura	Conducibilità	Ossigeno	Ossigeno	pH	Potenziale Red-ox	Torbidità	Clorofilla 'a'	direzione corrente	velocità corrente
m	°C	μS/cm	%	ppm	-	mV	NTU	mg/m ³	-	m/s
1	12,15	41315,7	4,58	0,39	8,35	193,14	1,3	1,84	NW	0,3
2	12,14	41388,6	8,14	0,69	8,33	197,14	1,1	1,44		
3	12,13	41421,4	7,77	0,66	8,32	198,71	1,1	1,67		
4	12,23	41630	7,60	0,64	8,32	200,29	1,2	2,09		
5	12,28	41822,9	7,74	0,65	8,29	205,00	1,0	1,49		
6	12,36	42015,7	7,77	0,65	8,29	205,86	1,0	1,40		
7	12,46	42190	7,81	0,65	8,28	206,71	1,1	1,34		
8	12,54	42404,3	7,82	0,65	8,26	209,71	1,1	1,30		
9	12,60	42560	7,93	0,66	8,26	210,43	1,2	1,10		
10	12,65	42655,7	7,99	0,67	8,26	210,71	1,3	1,04		



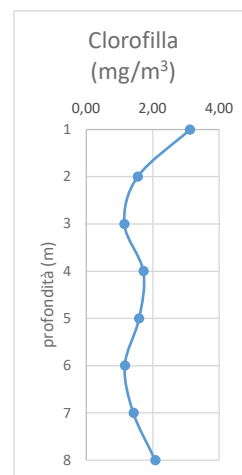
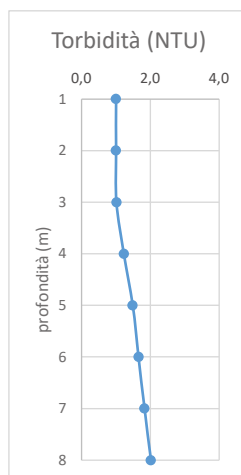
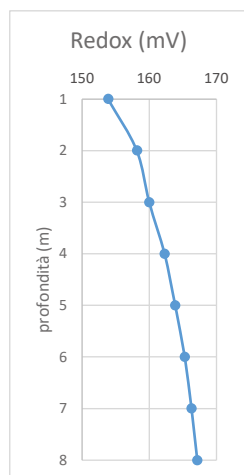
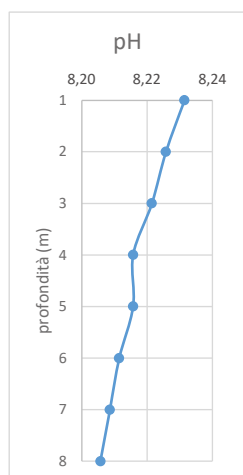
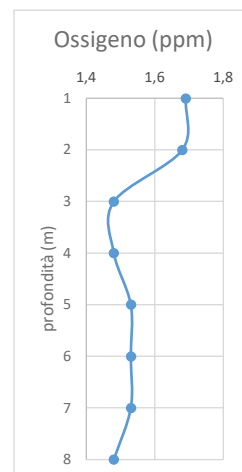
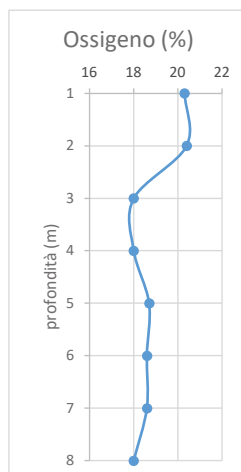
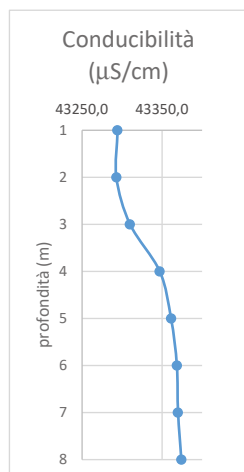
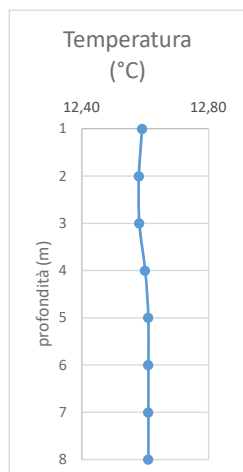
ST01 – 22/02/2019 10:30										
Profondità	Temperatura	Conducibilità	Ossigeno	Ossigeno	pH	Potenziale Red-ox	Torbidità	Clorofilla 'a'	direzione corrente	velocità corrente
m	°C	μS/cm	%	ppm	-	mV	NTU	mg/m ³	-	m/s
1	12,81	43740	1,56	0,13	8,22	157,2	1,6	6,46	N	0,1
2	12,81	43742	2,99	0,25	8,21	160,8	1,2	2,36		
3	12,81	43740	3,00	0,25	8,21	162,4	1,1	1,92		
4	12,81	43742	2,87	0,24	8,20	164,2	1,0	2,18		
5	12,80	43740	2,77	0,23	8,20	165,6	1,0	2,34		
6	12,80	43736	2,64	0,22	8,20	167,0	1,0	2,22		
7	12,78	43718	2,56	0,21	8,20	167,6	1,0	2,12		



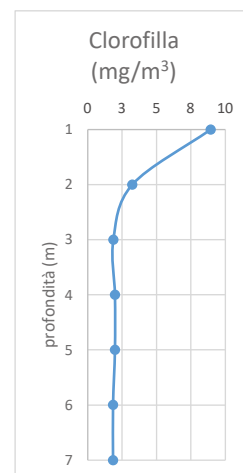
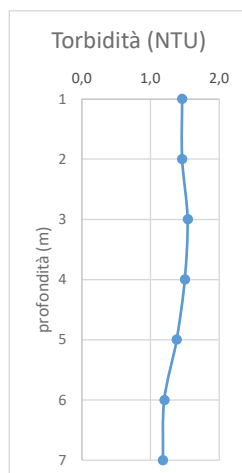
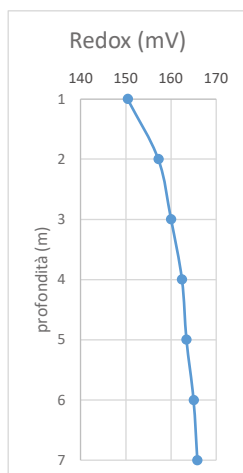
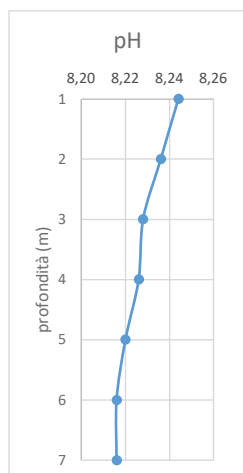
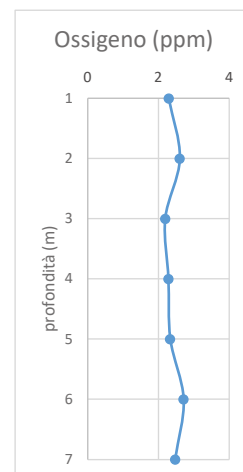
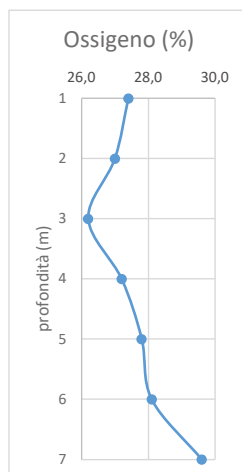
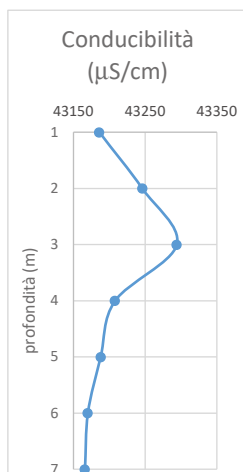
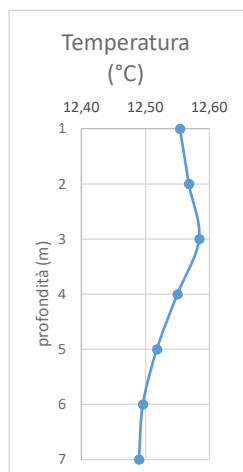
ST02 – 22/02/2019 10:40										
Profondità	Temperatura	Conducibilità	Ossigeno	Ossigeno	pH	Potenziale Red-ox	Torbidità	Clorofilla 'a'	direzione corrente	velocità corrente
m	°C	μS/cm	%	ppm	-	mV	NTU	mg/m ³	-	m/s
1	12,62	43768	33,0	2,76	8,31	168,833333	5,6	2,67	N	0,1
2	12,73	43835	27,9	2,33	8,30	173	2,1	2,35		
3	12,74	43853	27,9	2,33	8,30	175	1,5	2,03		
4	12,74	43850	27,7	2,32	8,30	176,333333	1,4	1,43		
5	12,75	43880	30,4	2,54	8,30	178	1,3	1,83		
6	12,76	43890	31,4	2,62	8,30	179,5	1,2	1,50		



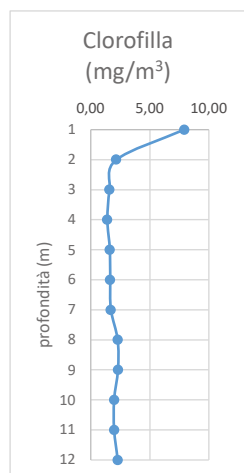
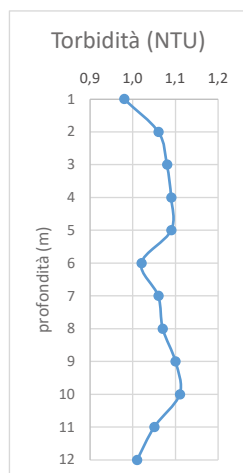
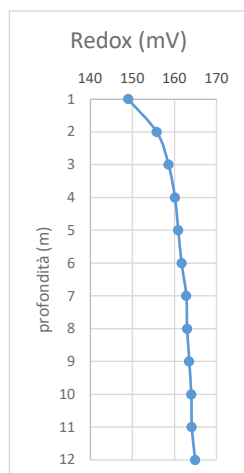
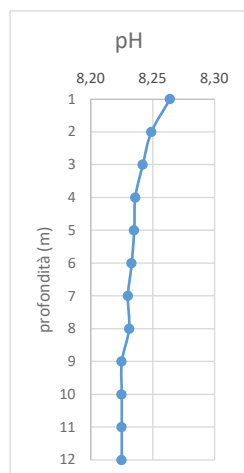
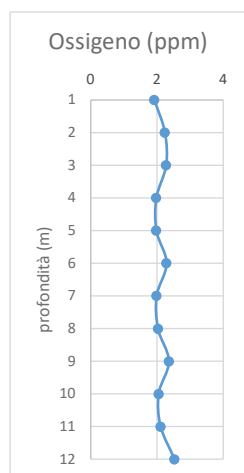
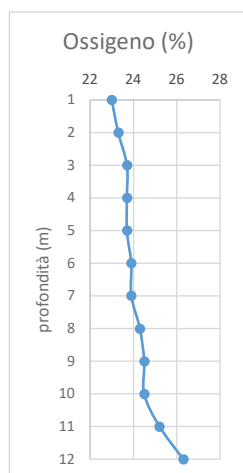
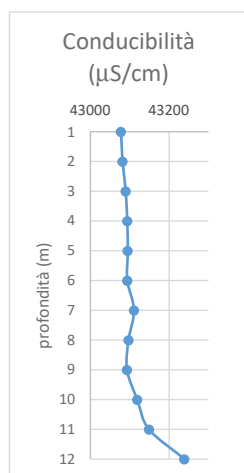
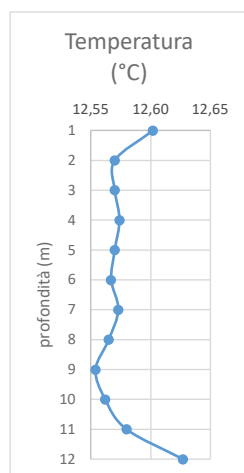
ST03 - 22/02/2019 10:10										
Profondità	Temperatura	Conducibilità	Ossigeno	Ossigeno	pH	Potenziale Red-ox	Torbidità	Clorofilla 'a'	direzione corrente	velocità corrente
m	°C	μS/cm	%	ppm	-	mV	NTU	mg/m ³	-	m/s
1	12,59	43294,3	20,3	1,69	8,23	153,86	1,0	3,11	N	0,1
2	12,58	43292,9	20,4	1,68	8,23	158,14	1,0	1,54		
3	12,58	43310,0	18	1,48	8,22	160,00	1,0	1,14		
4	12,60	43347,1	18	1,48	8,22	162,29	1,2	1,71		
5	12,61	43361,4	18,7	1,53	8,22	163,86	1,5	1,59		
6	12,61	43368,6	18,6	1,53	8,21	165,29	1,7	1,16		
7	12,61	43370,0	18,6	1,53	8,21	166,29	1,8	1,41		
8	12,61	43374,3	18	1,48	8,21	167,14	2,0	2,07		



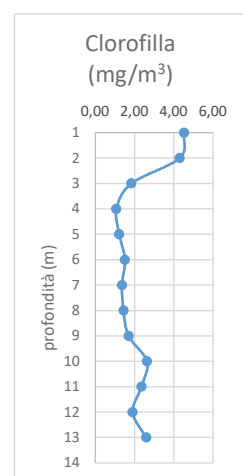
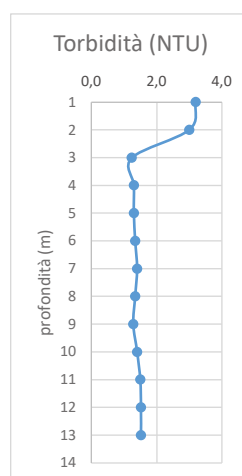
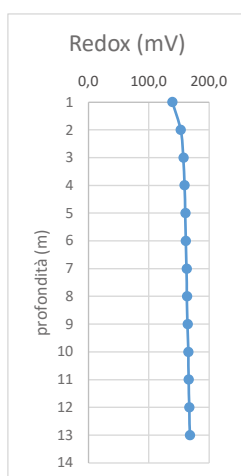
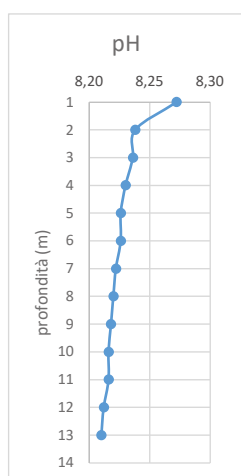
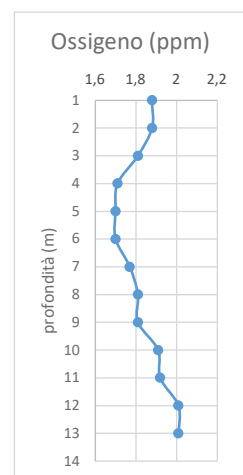
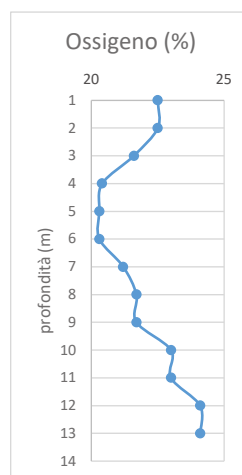
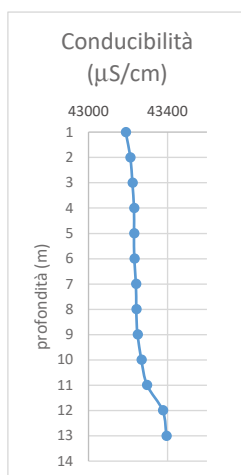
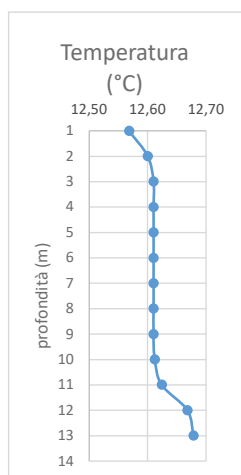
ST04 - 22/02/2019 10:20										
Profondità	Temperatura	Conducibilità	Ossigeno	Ossigeno	pH	Potenziale Red-ox	Torbidità	Clorofilla 'a'	direzione corrente	velocità corrente
m	°C	μS/cm	%	ppm	-	mV	NTU	mg/m ³	-	m/s
1	12,55	43186	27,4	2,29	8,24	150,40	1,5	8,94	N	0,1
2	12,57	43246	27	2,6	8,24	157,20	1,5	3,24		
3	12,58	43294	26,2	2,19	8,23	160,00	1,5	1,86		
4	12,55	43208	27,2	2,28	8,23	162,40	1,5	1,98		
5	12,52	43188	27,8	2,33	8,22	163,40	1,4	1,98		
6	12,50	43170	28,1	2,71	8,22	165,00	1,2	1,84		
7	12,49	43166	29,6	2,47	8,22	165,80	1,2	1,84		



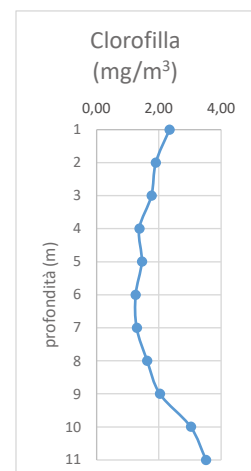
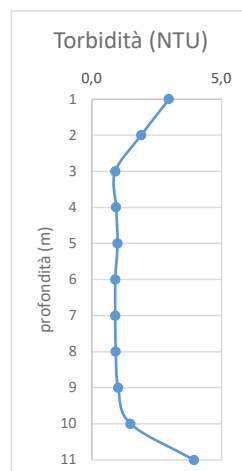
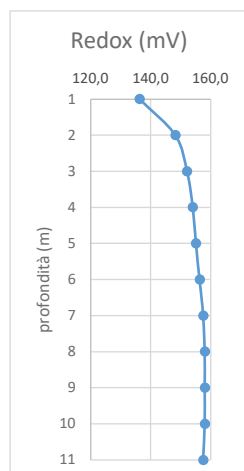
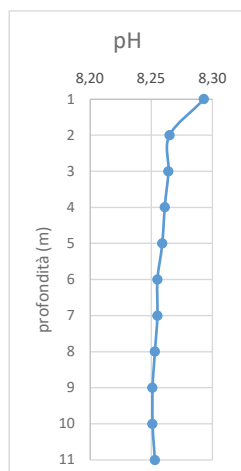
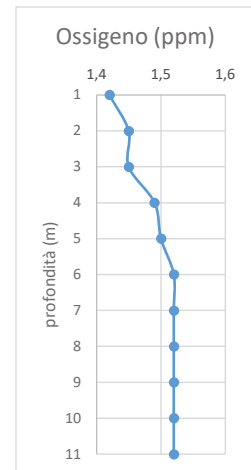
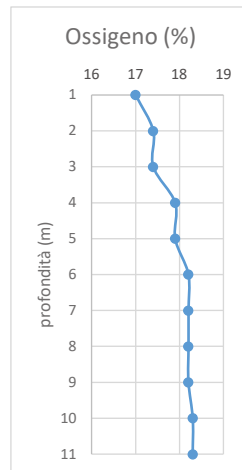
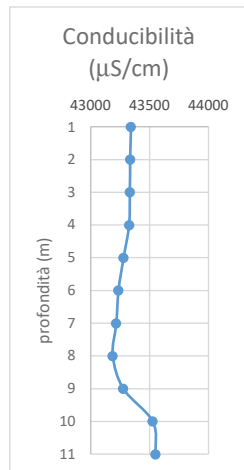
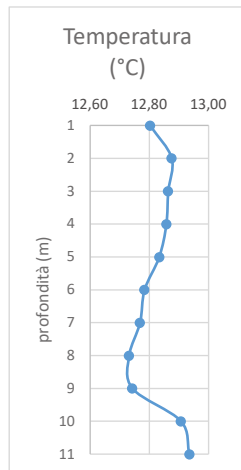
ST05 - 22/02/2019 9:50										
Profondità	Temperatura	Conducibilità	Ossigeno	Ossigeno	pH	Potenziale Red-ox	Torbidità	Clorofilla 'a'	direzione corrente	velocità corrente
m	°C	μS/cm	%	ppm	-	mV	NTU	mg/m ³	-	m/s
1	12,60	43078	23	1,92	8,26	149,00	1,0	7,91	N	0,1
2	12,57	43082	23,3	2,24	8,25	155,80	1,1	2,15		
3	12,57	43090	23,7	2,28	8,24	158,60	1,1	1,58		
4	12,57	43094	23,7	1,98	8,24	160,10	1,1	1,40		
5	12,57	43095	23,7	1,98	8,24	160,90	1,1	1,61		
6	12,57	43094	23,9	2,29	8,23	161,70	1,0	1,64		
7	12,57	43111	23,9	1,99	8,23	162,80	1,1	1,69		
8	12,57	43097	24,3	2,03	8,23	163,00	1,1	2,28		
9	12,55	43093	24,5	2,36	8,23	163,50	1,1	2,30		
10	12,56	43119	24,5	2,05	8,23	164,00	1,1	1,98		
11	12,58	43149	25,2	2,11	8,23	164,10	1,1	1,98		
12	12,63	43239	26,3	2,53	8,23	164,90	1,0	2,28		



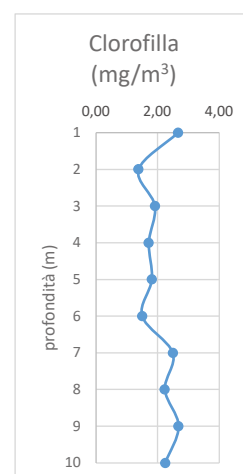
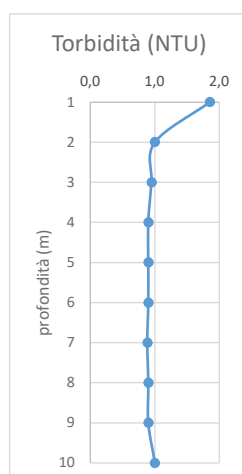
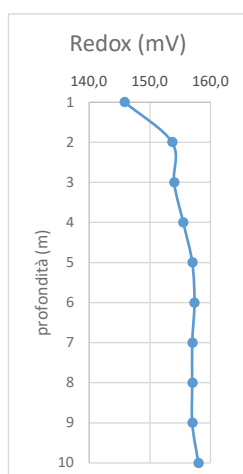
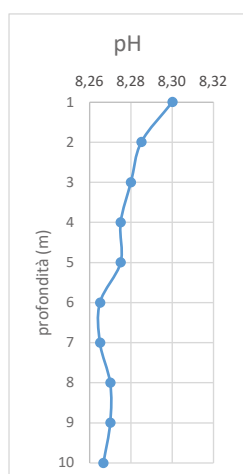
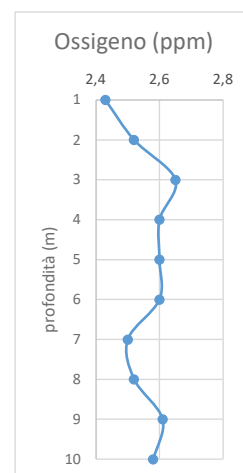
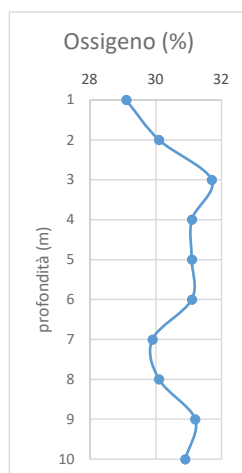
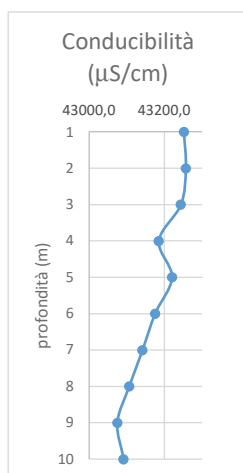
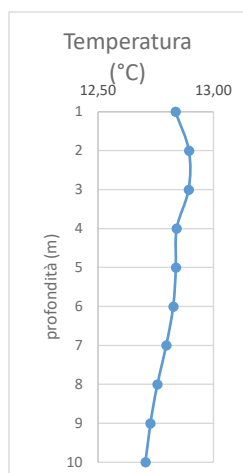
ST06 - 22/02/2019 10:00										
Profondità	Temperatura	Conducibilità	Ossigeno	Ossigeno	pH	Potenziale Red-ox	Torbidità	Clorofilla 'a'	direzione corrente	velocità corrente
m	°C	μS/cm	%	ppm	-	mV	NTU	mg/m ³	-	m/s
1	12,57	43188	22,5	1,88	8,27	139,0	3,2	4,52	N	0,1
2	12,60	43212	22,5	1,88	8,24	152,8	3,0	4,30		
3	12,61	43222	21,6	1,81	8,24	157,2	1,2	1,84		
4	12,61	43230	20,4	1,71	8,23	159,2	1,3	1,08		
5	12,61	43230	20,3	1,7	8,23	160,4	1,3	1,22		
6	12,61	43232	20,3	1,7	8,23	161,2	1,3	1,52		
7	12,61	43240	21,2	1,77	8,22	162,6	1,4	1,36		
8	12,61	43242	21,7	1,81	8,22	163,2	1,3	1,44		
9	12,61	43248	21,7	1,81	8,22	164,0	1,3	1,70		
10	12,61	43268	23	1,91	8,22	165,4	1,4	2,64		
11	12,62	43296	23	1,92	8,22	166,0	1,5	2,36		
12	12,67	43376	24,1	2,01	8,21	167,0	1,5	1,90		
13	12,68	43394	24,1	2,01	8,21	168,0	1,5	2,60		



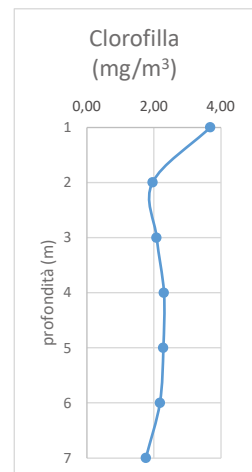
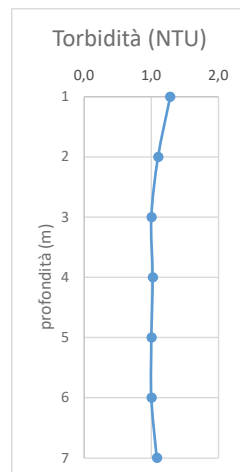
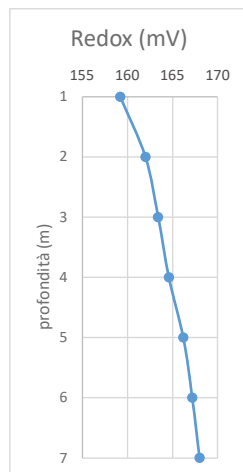
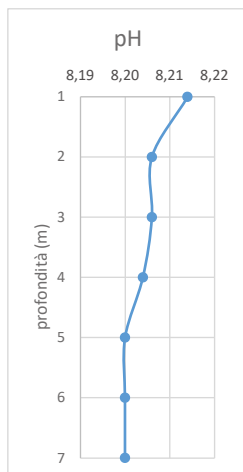
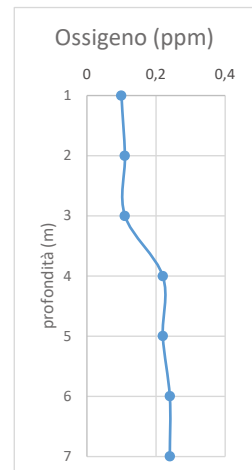
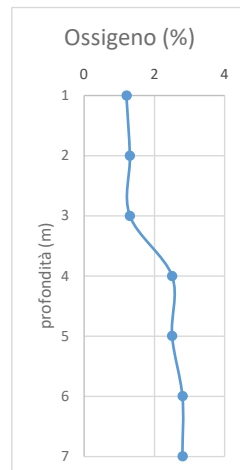
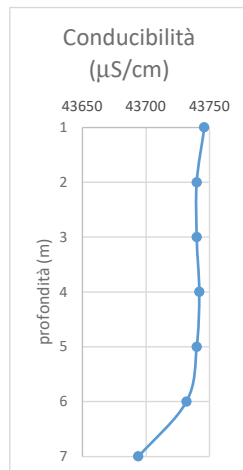
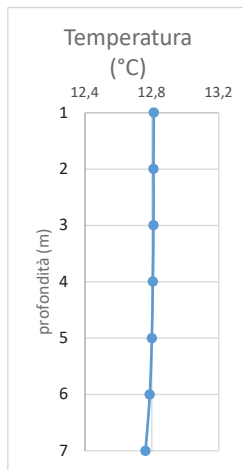
ST07 -22/02/2019 9:40										
Profondità	Temperatura	Conducibilità	Ossigeno	Ossigeno	pH	Potenziale Red-ox	Torbidità	Clorofilla 'a'	direzione corrente	velocità corrente
m	°C	μS/cm	%	ppm	-	mV	NTU	mg/m ³	-	m/s
1	12,80	43342	17	1,42	8,29	136,3	3,0	2,34	N	0,1
2	12,88	43336	17,4	1,45	8,27	148,2	1,9	1,90		
3	12,86	43333	17,4	1,45	8,26	152,1	0,9	1,76		
4	12,86	43327	17,9	1,49	8,26	154,0	0,9	1,37		
5	12,83	43280	17,9	1,5	8,26	155,1	1,0	1,45		
6	12,78	43236	18,2	1,52	8,26	156,3	0,9	1,25		
7	12,77	43217	18,2	1,52	8,26	157,5	0,9	1,29		
8	12,73	43188	18,2	1,52	8,25	158,0	0,9	1,62		
9	12,74	43277	18,2	1,52	8,25	158,0	1,0	2,03		
10	12,91	43527	18,3	1,52	8,25	158,0	1,5	3,02		
11	12,94	43551	18,3	1,52	8,25	157,5	4,0	3,51		



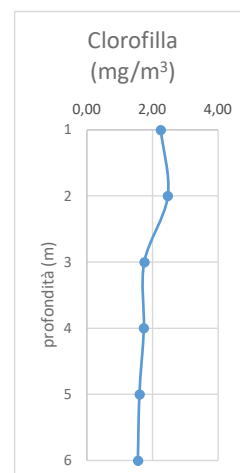
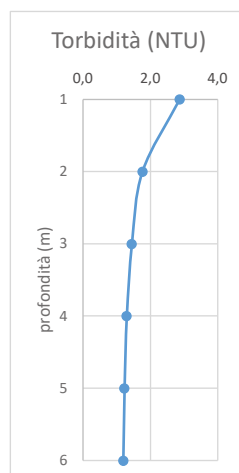
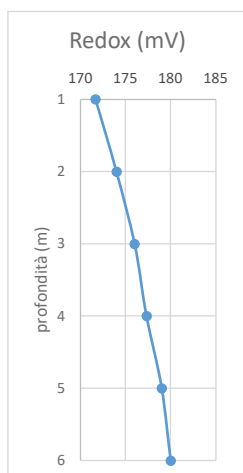
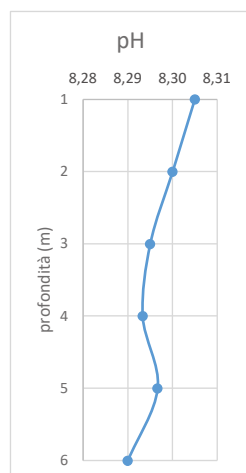
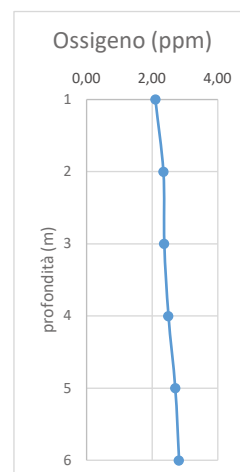
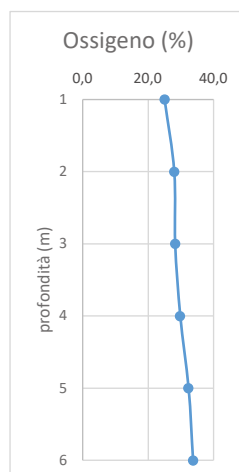
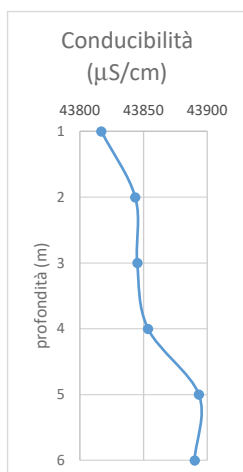
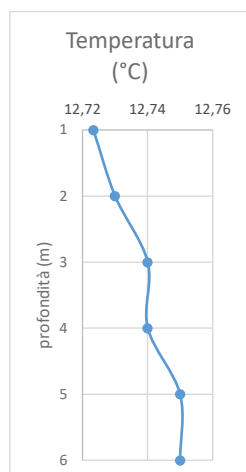
ST08 – 22/02/2019 9:30										
Profondità	Temperatura	Conducibilità	Ossigeno	Ossigeno	pH	Potenziale Red-ox	Torbidità	Clorofilla 'a'	direzione corrente	velocità corrente
m	°C	μS/cm	%	ppm	-	mV	NTU	mg/m ³	-	m/s
1	12,84	43251,7	29,1	2,43	8,30	145,8	1,9	2,67	N	0,1
2	12,89	43256,7	30,1	2,52	8,29	153,7	1,0	1,38		
3	12,89	43243,3	31,7	2,65	8,28	154	1,0	1,92		
4	12,84	43185,0	31,1	2,6	8,28	155,5	0,9	1,72		
5	12,84	43220,0	31,1	2,6	8,28	157	0,9	1,82		
6	12,83	43175,0	31,1	2,6	8,27	157,3	0,9	1,50		
7	12,80	43141,7	29,9	2,5	8,27	157	0,9	2,50		
8	12,76	43106,7	30,1	2,52	8,27	157	0,9	2,23		
9	12,73	43075,0	31,2	2,61	8,27	157	0,9	2,68		
10	12,71	43091,7	30,9	2,58	8,27	158	1,0	2,25		



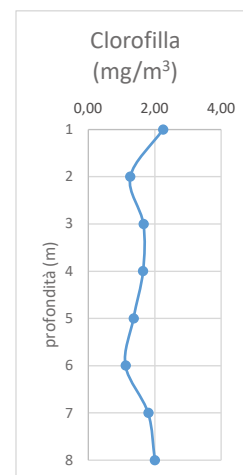
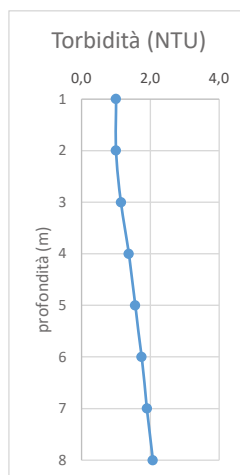
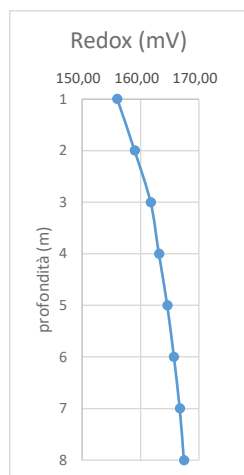
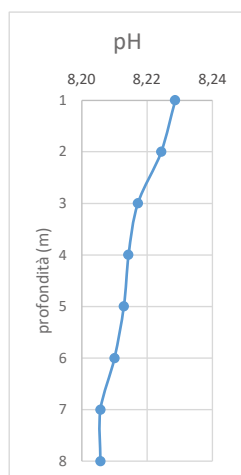
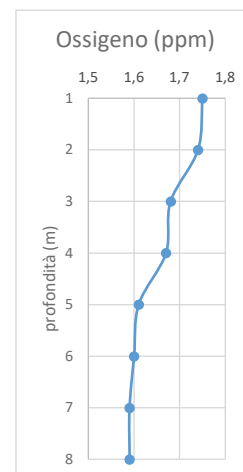
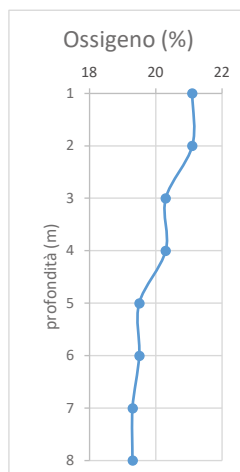
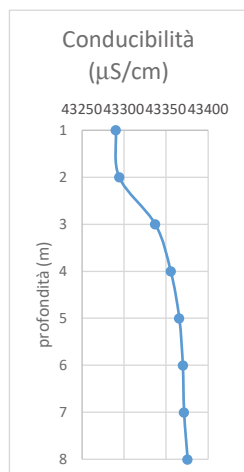
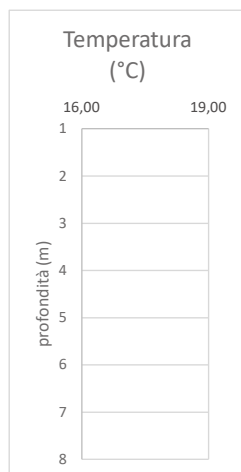
ST01 -22/02/2019 13:30										
Profondità	Temperatura	Conducibilità	Ossigeno	Ossigeno	pH	Potenziale Red-ox	Torbidità	Clorofilla 'a'	direzione corrente	velocità corrente
m	°C	μS/cm	%	ppm	-	mV	NTU	mg/m ³	-	m/s
1	12,81	43746	1,2	0,1	8,21	159,2	1,3	3,68	N	0,1
2	12,81	43740	1,3	0,11	8,21	162,0	1,1	1,96		
3	12,81	43740	1,3	0,11	8,21	163,4	1,0	2,08		
4	12,81	43742	2,5	0,22	8,20	164,6	1,0	2,30		
5	12,80	43740	2,5	0,22	8,20	166,2	1,0	2,28		
6	12,79	43732	2,8	0,24	8,20	167,2	1,0	2,18		
7	12,76	43694	2,8	0,24	8,20	168,0	1,1	1,76		



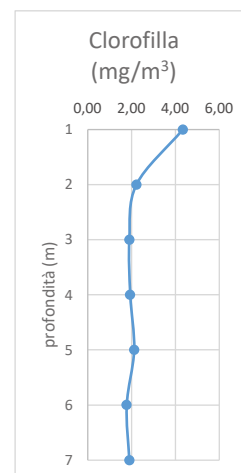
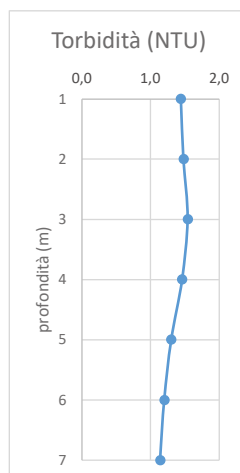
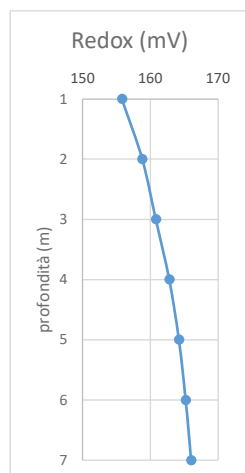
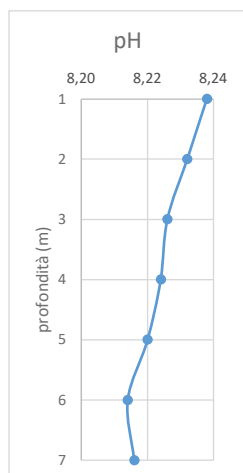
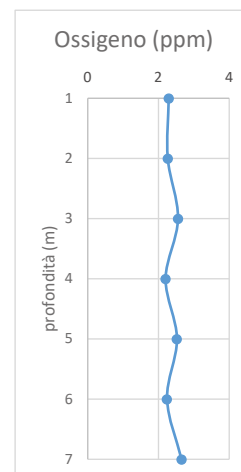
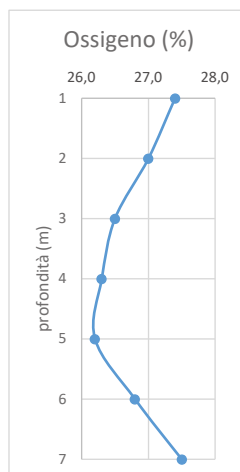
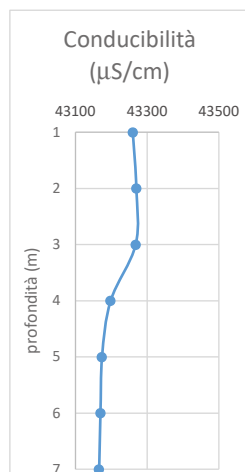
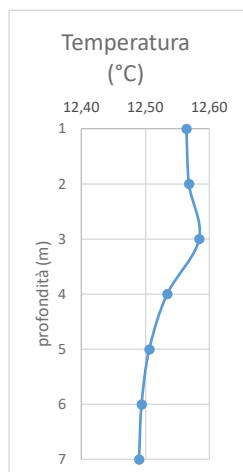
ST02 – 22/02/2019 13:40										
Profondità	Temperatura	Conducibilità	Ossigeno	Ossigeno	pH	Potenziale Red-ox	Torbidità	Clorofilla 'a'	direzione corrente	velocità corrente
m	°C	μS/cm	%	ppm	-	mV	NTU	mg/m ³	-	m/s
1	12,72	43817	25,1	2,10	8,31	171,7	2,9	2,25	N	0,1
2	12,73	43843	28,0	2,34	8,30	174	1,8	2,47		
3	12,74	43845	28,3	2,37	8,30	176	1,5	1,75		
4	12,74	43853	29,8	2,50	8,29	177,3	1,3	1,73		
5	12,75	43893	32,4	2,71	8,30	179	1,2	1,60		
6	12,75	43890	33,8	2,82	8,29	180	1,2	1,55		



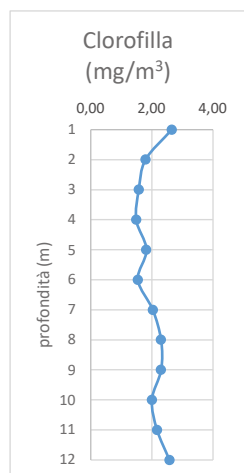
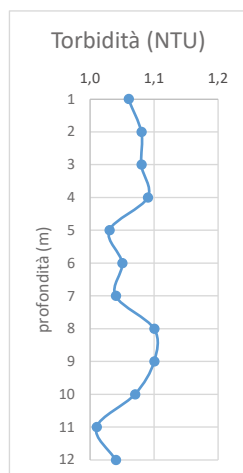
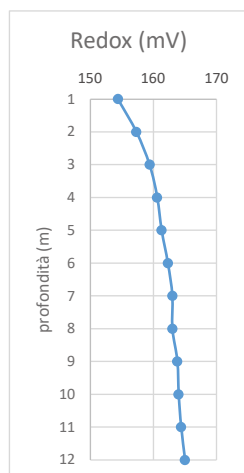
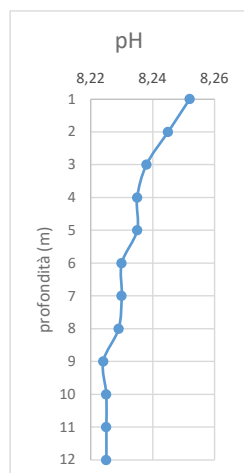
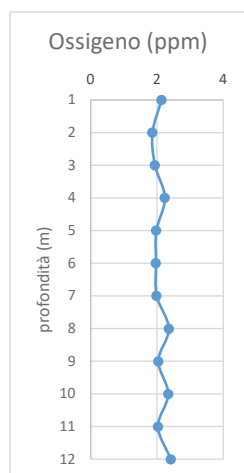
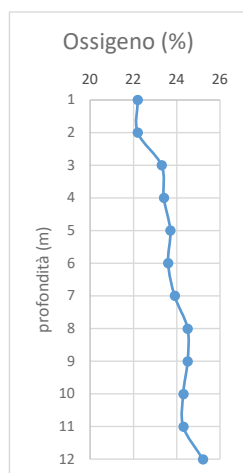
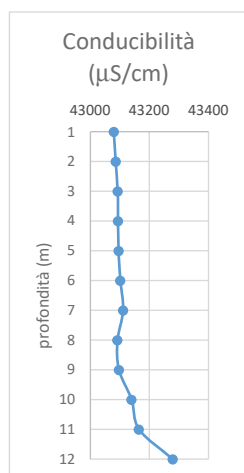
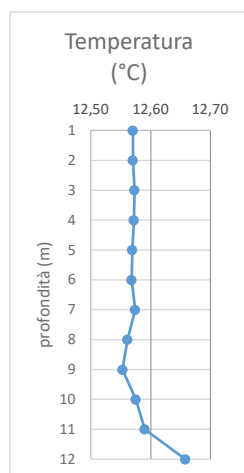
ST03 - 22/02/2019 13:10										
Profondità	Temperatura	Conducibilità	Ossigeno	Ossigeno	pH	Potenziale Red-ox	Torbidità	Clorofilla 'a'	direzione corrente	velocità corrente
m	°C	μS/cm	%	ppm	-	mV	NTU	mg/m ³	-	m/s
1	12,58	43290	21,1	1,75	8,23	156,00	1,0	2,24	N	0,1
2	12,58	43294,3	21,1	1,74	8,22	159,00	1,0	1,26		
3	12,59	43337,1	20,3	1,68	8,22	161,71	1,1	1,66		
4	12,61	43355,7	20,3	1,67	8,21	163,14	1,4	1,64		
5	12,61	43365,7	19,5	1,61	8,21	164,57	1,6	1,36		
6	12,61	43370	19,5	1,6	8,21	165,71	1,7	1,11		
7	12,61	43371,4	19,3	1,59	8,21	166,71	1,9	1,80		
8	12,61	43375,7	19,3	1,59	8,21	167,43	2,1	2,00		



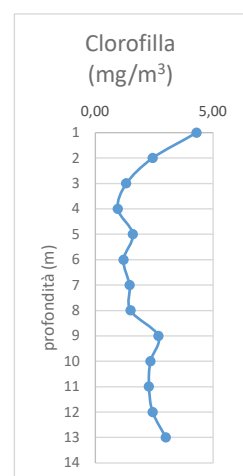
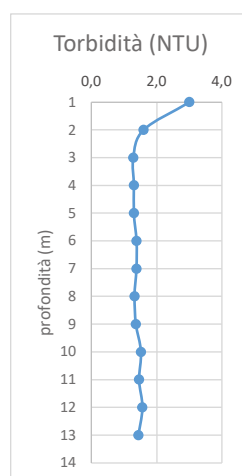
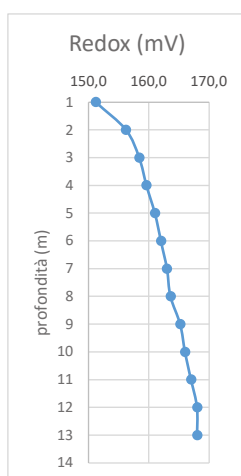
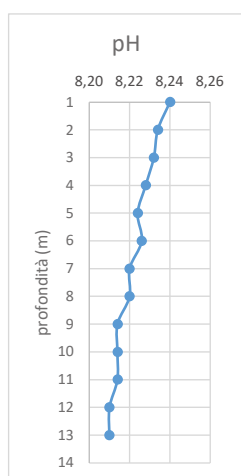
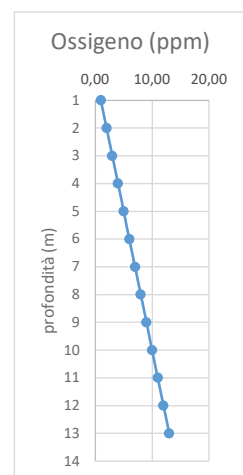
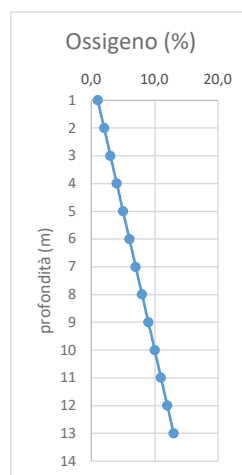
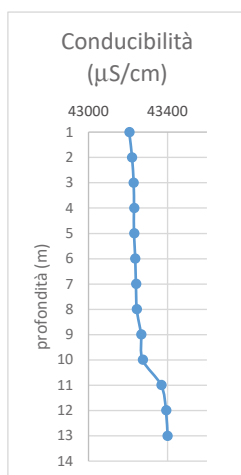
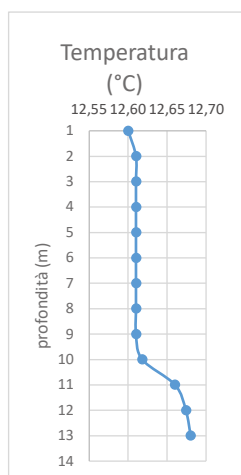
ST04 – 22/02/2019 13:20										
Profondità	Temperatura	Conducibilità	Ossigeno	Ossigeno	pH	Potenziale Red-ox	Torbidità	Clorofilla 'a'	direzione corrente	velocità corrente
m	°C	μS/cm	%	ppm	-	mV	NTU	mg/m ³	-	m/s
1	12,56	43260	27,4	2,29	8,24	155,80	1,4	4,34	N	0,1
2	12,57	43270	27	2,26	8,23	158,80	1,5	2,22		
3	12,58	43268	26,5	2,55	8,23	160,80	1,5	1,90		
4	12,53	43198	26,3	2,2	8,22	162,80	1,5	1,94		
5	12,51	43174	26,2	2,52	8,22	164,20	1,3	2,12		
6	12,49	43170	26,8	2,24	8,21	165,20	1,2	1,78		
7	12,49	43166	27,5	2,65	8,22	166,00	1,1	1,90		



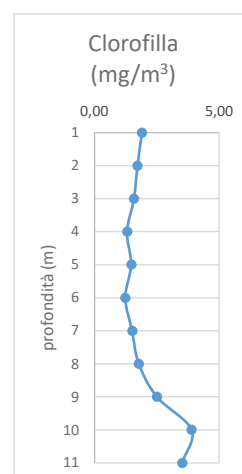
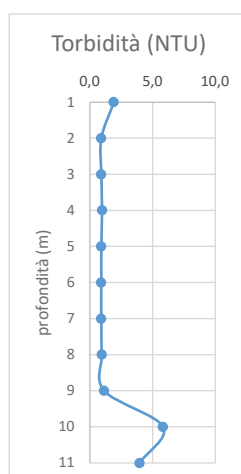
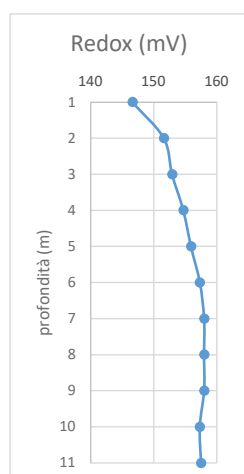
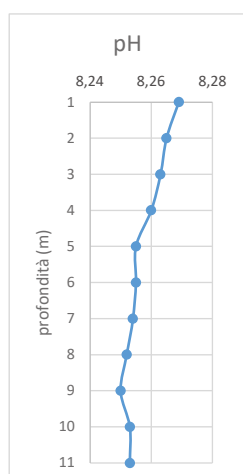
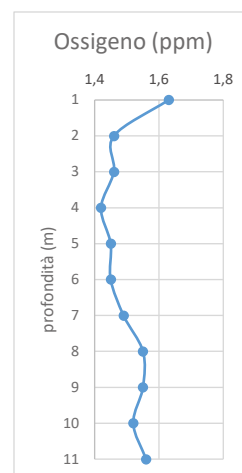
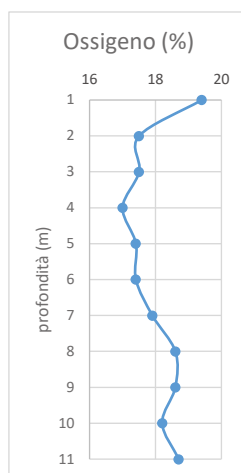
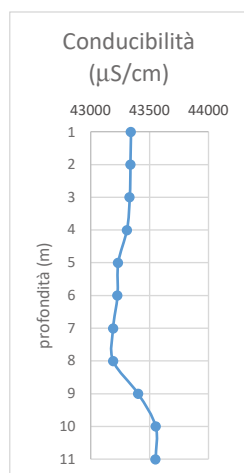
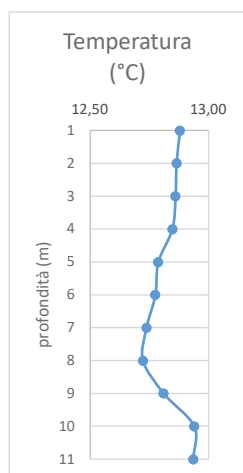
ST05 - 22/02/2019 12:50										
Profondità	Temperatura	Conducibilità	Ossigeno	Ossigeno	pH	Potenziale Red-ox	Torbidità	Clorofilla 'a'	direzione corrente	velocità corrente
m	°C	μS/cm	%	ppm	-	mV	NTU	mg/m ³	-	m/s
1	12,57	43080	22,2	2,14	8,25	154,40	1,1	2,65	N	0,1
2	12,57	43086	22,2	1,86	8,25	157,30	1,1	1,79		
3	12,57	43093	23,3	1,94	8,24	159,40	1,1	1,57		
4	12,57	43094	23,4	2,24	8,24	160,60	1,1	1,49		
5	12,57	43096	23,7	1,98	8,24	161,30	1,0	1,82		
6	12,57	43102	23,6	1,97	8,23	162,30	1,1	1,54		
7	12,57	43111	23,9	1,99	8,23	163,00	1,0	2,03		
8	12,56	43092	24,5	2,36	8,23	163,00	1,1	2,30		
9	12,55	43097	24,5	2,04	8,22	163,80	1,1	2,30		
10	12,58	43140	24,3	2,34	8,23	164,00	1,1	2,00		
11	12,59	43165	24,3	2,03	8,23	164,40	1,0	2,17		
12	12,66	43279	25,2	2,42	8,23	165,00	1,0	2,58		



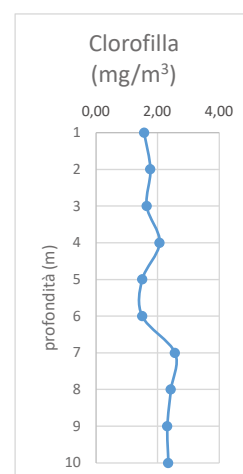
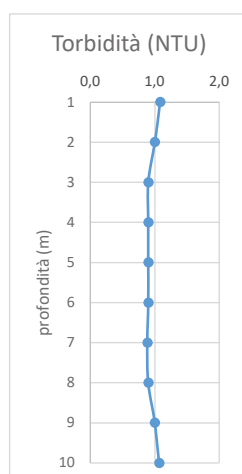
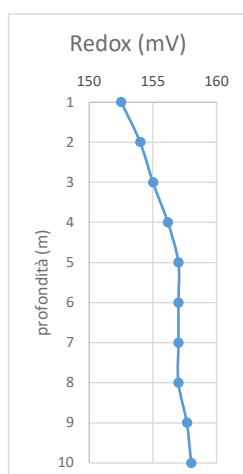
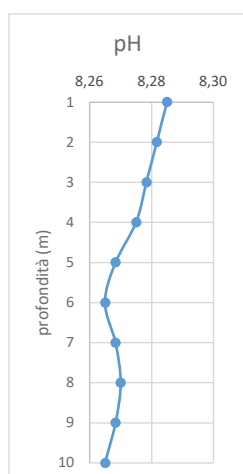
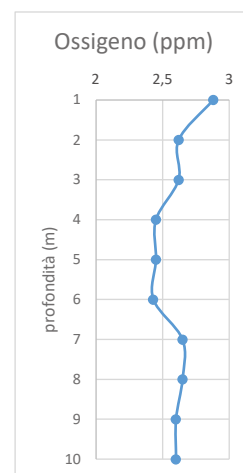
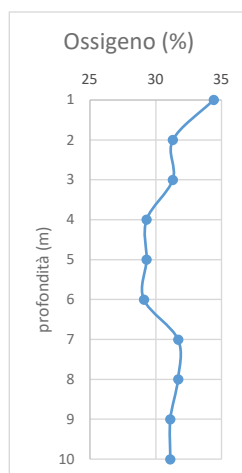
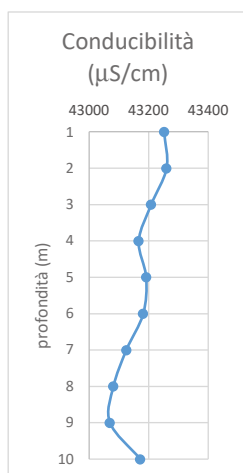
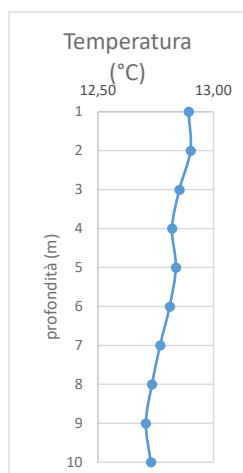
ST06 - 22/02/2019 13:00										
Profondità	Temperatura	Conducibilità	Ossigeno	Ossigeno	pH	Potenziale Red-ox	Torbidità	Clorofilla 'a'	direzione corrente	velocità corrente
m	°C	μS/cm	%	ppm	-	mV	NTU	mg/m ³	-	m/s
1	12,60	43206	23,7	1,98	8,24	151,20	3,0	4,30	N	0,1
2	12,61	43220	23,5	1,96	8,23	156,20	1,6	2,44		
3	12,61	43228	23,5	1,96	8,23	158,40	1,3	1,32		
4	12,61	43230	21,6	1,81	8,23	159,60	1,3	0,96		
5	12,61	43230	21,5	1,8	8,22	161,00	1,3	1,60		
6	12,61	43236	21,5	1,8	8,23	162,00	1,4	1,20		
7	12,61	43240	21,5	1,79	8,22	163,00	1,4	1,46		
8	12,61	43244	20,7	1,73	8,22	163,60	1,3	1,50		
9	12,61	43266	20,7	1,73	8,21	165,20	1,4	2,68		
10	12,62	43274	20,9	1,75	8,21	166,00	1,5	2,34		
11	12,66	43368	20,3	1,7	8,21	167,00	1,5	2,28		
12	12,67	43392	20,7	1,72	8,21	168,00	1,6	2,44		
13	12,68	43400	20,7	1,72	8,21	168,00	1,4	3,00		



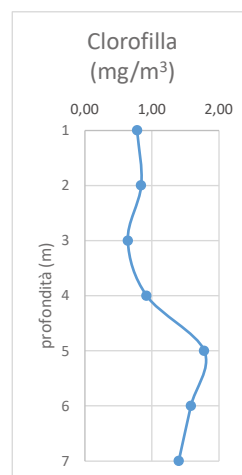
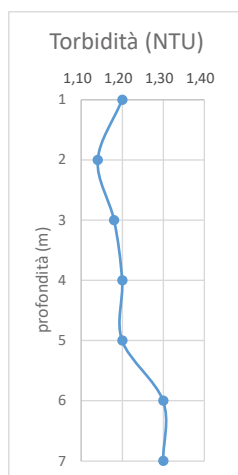
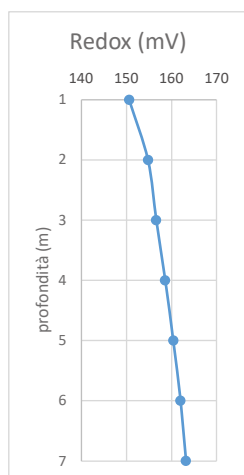
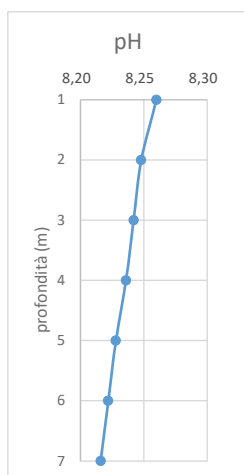
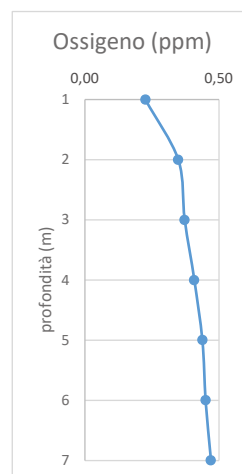
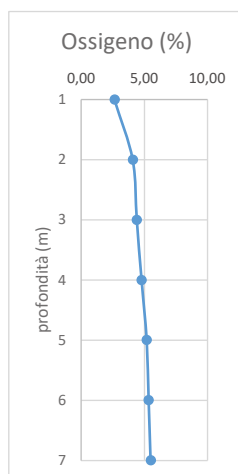
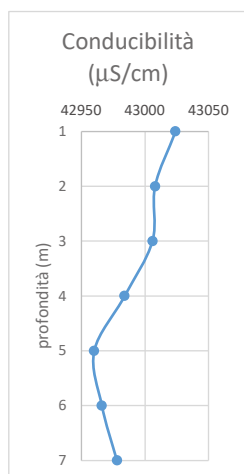
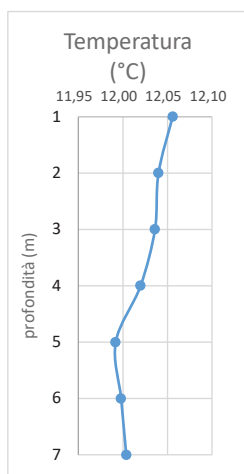
ST07 – 22/02/2019 12:40										
Profondità	Temperatura	Conducibilità	Ossigeno	Ossigeno	pH	Potenziale Red-ox	Torbidità	Clorofilla 'a'	direzione corrente	velocità corrente
m	°C	μS/cm	%	ppm	-	mV	NTU	mg/m ³	-	m/s
1	12,88	43342	19,4	1,63	8,27	146,60	1,9	1,90	N	0,1
2	12,87	43338	17,5	1,46	8,27	151,60	0,9	1,72		
3	12,86	43332	17,5	1,46	8,26	152,90	0,9	1,58		
4	12,85	43309	17	1,42	8,26	154,70	1,0	1,30		
5	12,79	43234	17,4	1,45	8,26	155,90	0,9	1,47		
6	12,78	43228	17,4	1,45	8,26	157,30	0,9	1,23		
7	12,74	43191	17,9	1,49	8,25	158,00	0,9	1,51		
8	12,72	43191	18,6	1,55	8,25	158,00	1,0	1,77		
9	12,81	43404	18,6	1,55	8,25	158,00	1,1	2,50		
10	12,94	43553	18,2	1,52	8,25	157,30	5,8	3,89		
11	12,94	43551	18,7	1,56	8,25	157,50	4,0	3,51		



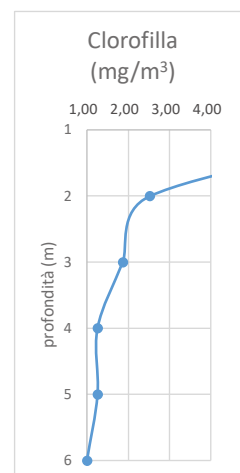
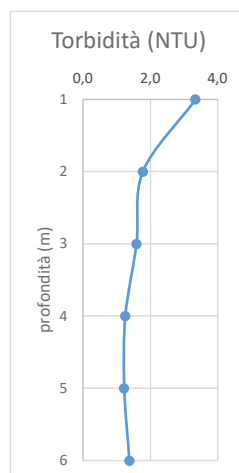
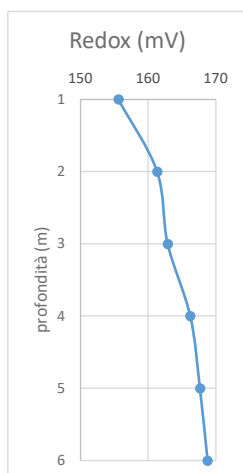
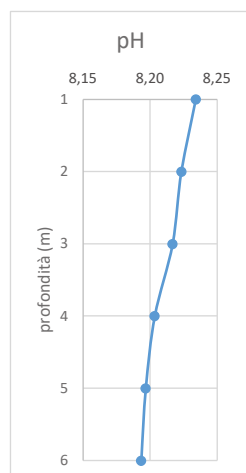
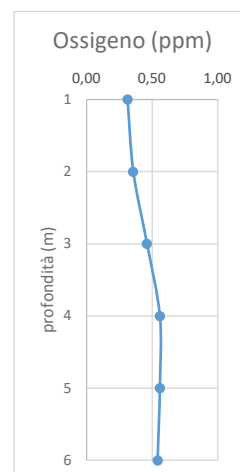
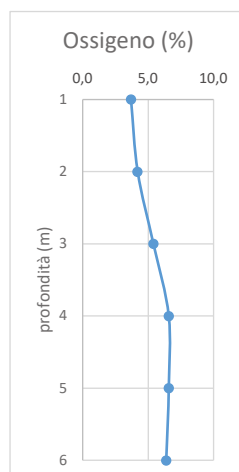
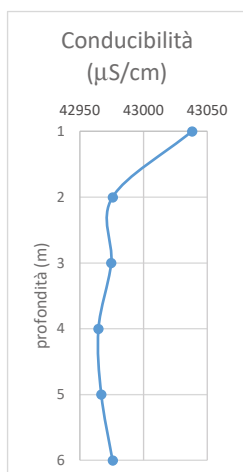
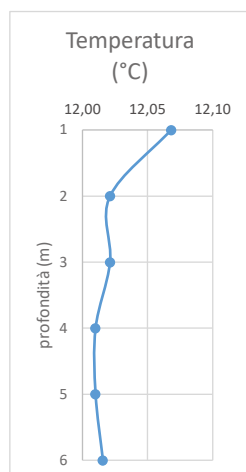
ST08 – 22/02/2019 12:30										
Profondità	Temperatura	Conducibilità	Ossigeno	Ossigeno	pH	Potenziale Red-ox	Torbidità	Clorofilla 'a'	direzione corrente	velocità corrente
m	°C	μS/cm	%	ppm	-	mV	NTU	mg/m ³	-	m/s
1	12,89	43251,7	34,4	2,88	8,29	152,5	1,1	1,57	N	0,1
2	12,90	43260	31,3	2,62	8,28	154	1,0	1,77		
3	12,85	43208,3	31,3	2,62	8,28	155	0,9	1,65		
4	12,82	43166,7	29,3	2,45	8,28	156,2	0,9	2,07		
5	12,84	43191,7	29,3	2,45	8,27	157	0,9	1,50		
6	12,81	43181,7	29,1	2,43	8,27	157	0,9	1,50		
7	12,77	43125	31,7	2,65	8,27	157	0,9	2,57		
8	12,73	43081,7	31,7	2,65	8,27	157	0,9	2,43		
9	12,71	43070	31,1	2,6	8,27	157,7	1,0	2,32		
10	12,73	43171,7	31,1	2,6	8,27	158	1,1	2,35		



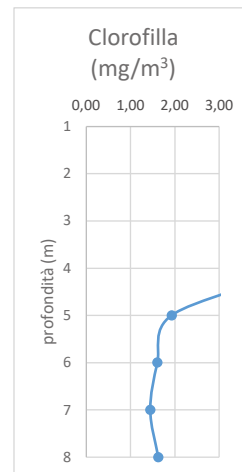
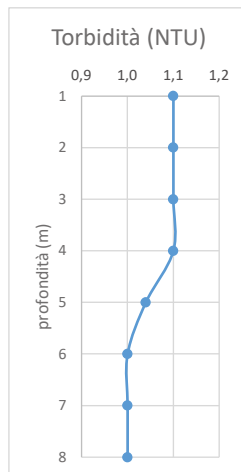
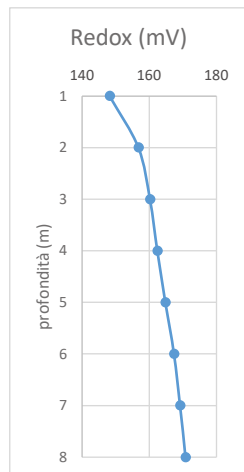
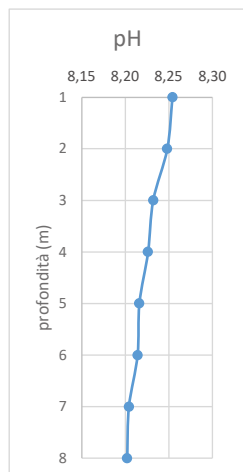
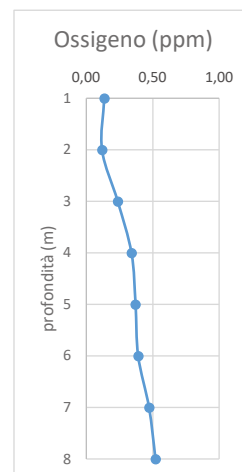
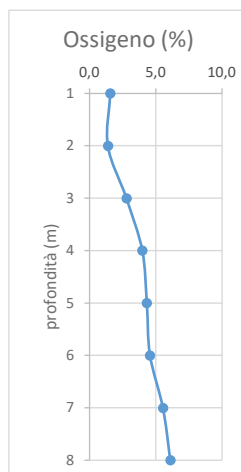
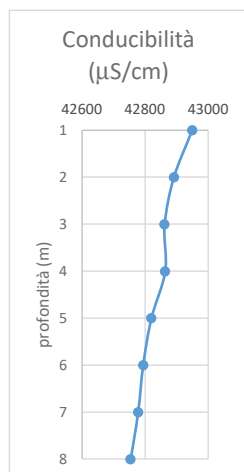
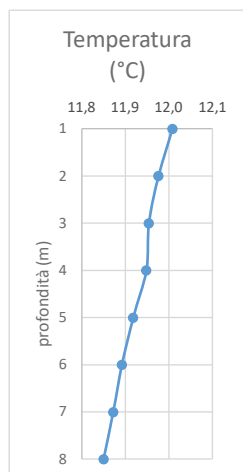
ST01 – 26/02/2019 11:30										
Profondità	Temperatura	Conducibilità	Ossigeno	Ossigeno	pH	Potenziale Red-ox	Torbidità	Clorofilla 'a'	direzione corrente	velocità corrente
m	°C	μS/cm	%	ppm	-	mV	NTU	mg/m ³	-	m/s
1	12,06	43024	2,64	0,23	8,26	150,60	1,20	0,78	N	0,1
2	12,04	43008	4,08	0,35	8,25	154,80	1,14	0,84		
3	12,04	43006	4,40	0,37	8,24	156,60	1,18	0,64		
4	12,02	42984	4,78	0,41	8,24	158,60	1,20	0,92		
5	11,99	42960	5,18	0,44	8,23	160,40	1,20	1,78		
6	12,00	42966	5,34	0,45	8,22	162,00	1,30	1,58		
7	12,00	42978	5,50	0,47	8,22	163,20	1,30	1,40		



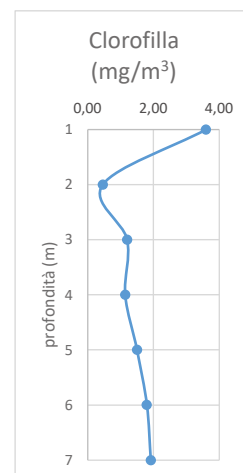
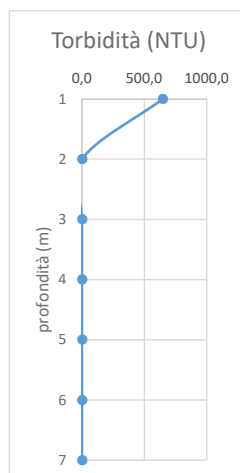
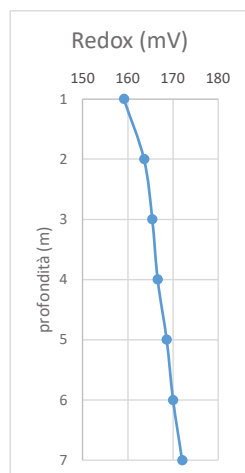
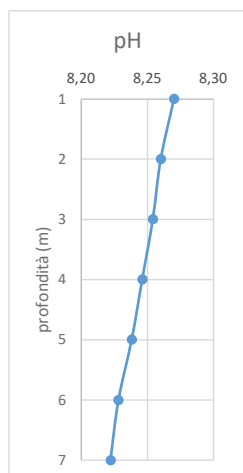
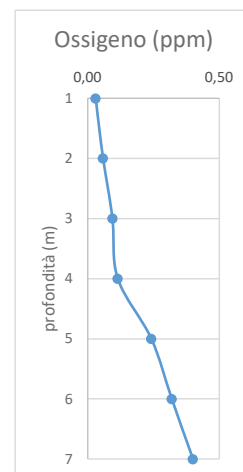
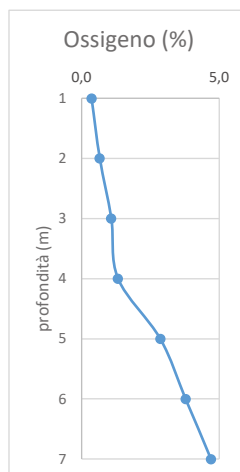
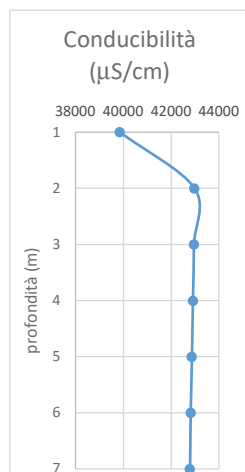
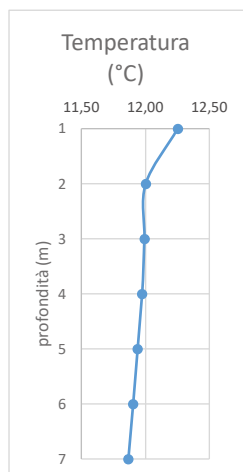
ST02 – 26/02/2019 11:40										
Profondità	Temperatura	Conducibilità	Ossigeno	Ossigeno	pH	Potenziale Red-ox	Torbidità	Clorofilla 'a'	direzione corrente	velocità corrente
m	°C	μS/cm	%	ppm	-	mV	NTU	mg/m ³	-	m/s
1	12,07	43038	3,7	0,31	8,23	155,60	3,3	8,90	N	0,1
2	12,02	42975,6	4,2	0,36	8,22	161,33	1,8	2,52		
3	12,02	42974,4	5,4	0,46	8,22	162,89	1,6	1,87		
4	12,01	42964,4	6,6	0,56	8,20	166,22	1,3	1,26		
5	12,01	42966,7	6,6	0,56	8,20	167,67	1,2	1,26		
6	12,02	42975,6	6,4	0,54	8,19	168,78	1,4	1,00		



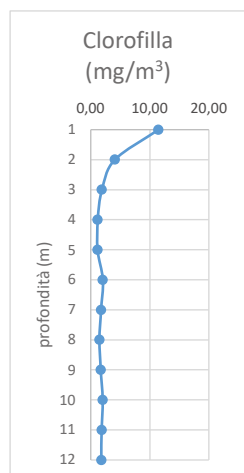
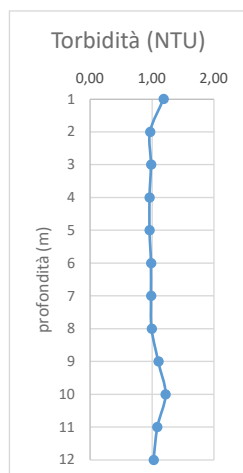
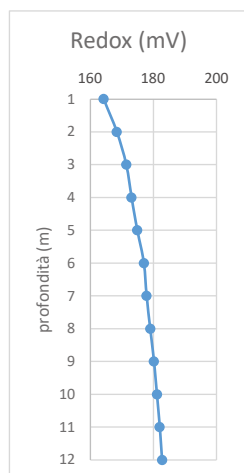
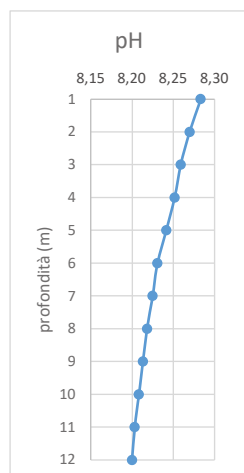
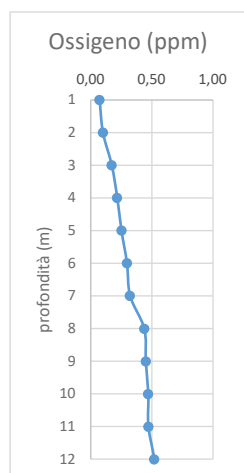
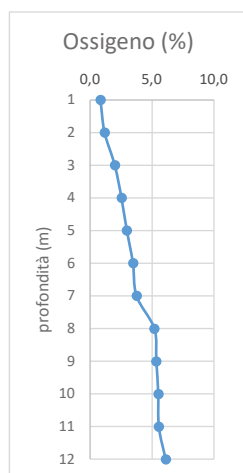
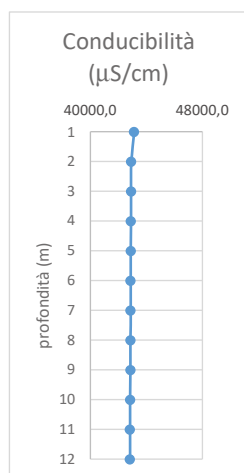
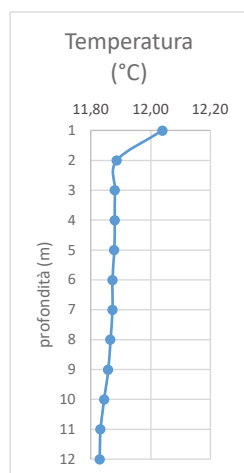
ST03 - 26/02/2019 11:10										
Profondità	Temperatura	Conducibilità	Ossigeno	Ossigeno	pH	Potenziale Red-ox	Torbidità	Clorofilla 'a'	direzione corrente	velocità corrente
m	°C	μS/cm	%	ppm	-	mV	NTU	mg/m ³	-	m/s
1	12,01	42950	1,6	0,13	8,25	148,20	1,1	4,50	N	0,1
2	11,98	42892	1,4	0,12	8,25	156,80	1,1	4,50		
3	11,95	42862	2,8	0,24	8,23	160,20	1,1	4,50		
4	11,95	42864	4,0	0,34	8,23	162,40	1,1	4,50		
5	11,92	42820	4,3	0,37	8,22	164,80	1,0	1,92		
6	11,89	42794	4,6	0,39	8,21	167,40	1,0	1,60		
7	11,87	42778	5,5	0,47	8,20	169,20	1,0	1,44		
8	11,85	42754	6,1	0,52	8,20	170,80	1,0	1,62		



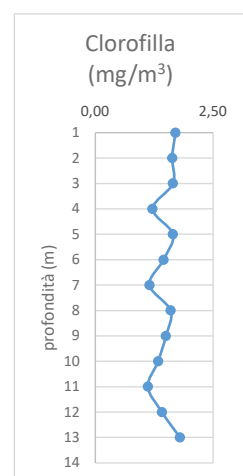
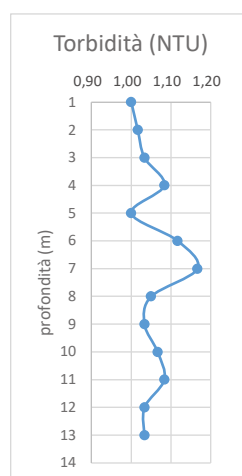
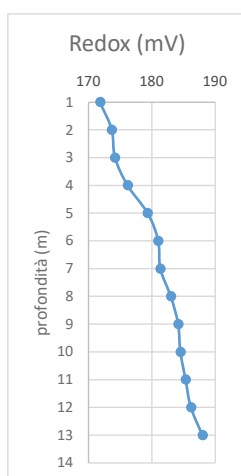
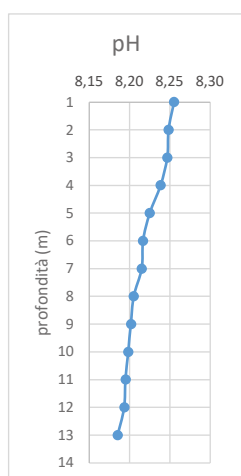
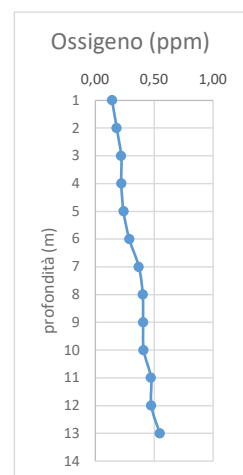
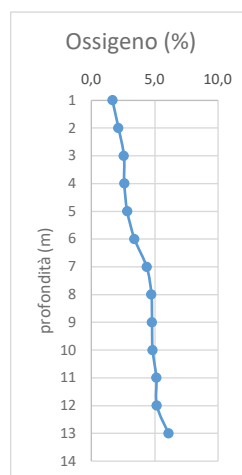
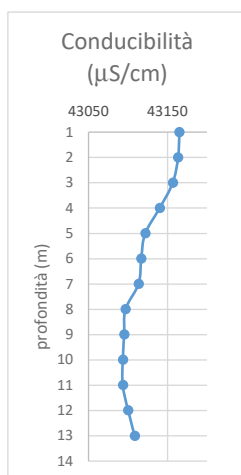
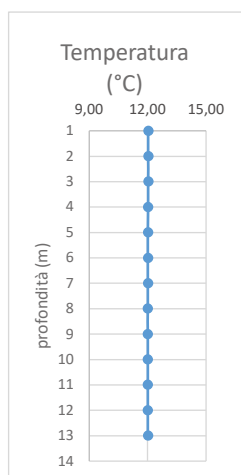
ST04 - 26/02/2019 11:20										
Profondità	Temperatura	Conducibilità	Ossigeno	Ossigeno	pH	Potenziale Red-ox	Torbidità	Clorofilla 'a'	direzione corrente	velocità corrente
m	°C	μS/cm	%	ppm	-	mV	NTU	mg/m ³	-	m/s
1	12,25	39857,5	0,4	0,03	8,27	159,13	646,2	3,60	N	0,1
2	12,00	42980	0,7	0,06	8,26	163,60	1,1	0,46		
3	11,99	42960	1,1	0,09	8,25	165,40	1,1	1,20		
4	11,97	42916	1,3	0,11	8,25	166,60	1,2	1,14		
5	11,94	42874	2,9	0,24	8,24	168,60	1,2	1,50		
6	11,90	42822	3,8	0,32	8,23	170,00	1,2	1,80		
7	11,87	42792	4,7	0,40	8,22	172,00	1,2	1,92		



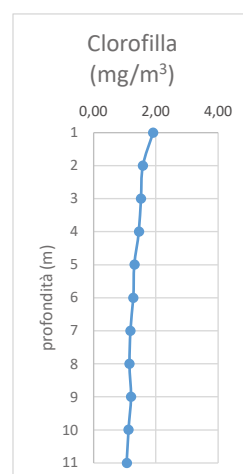
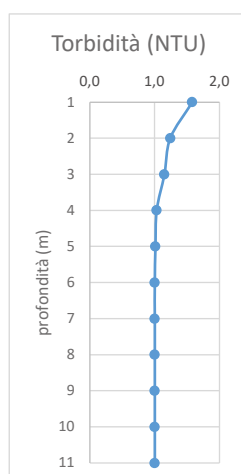
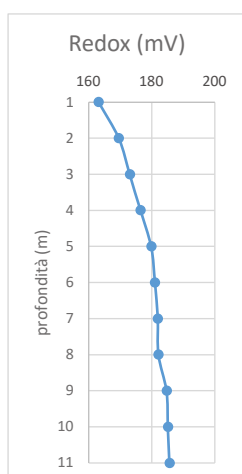
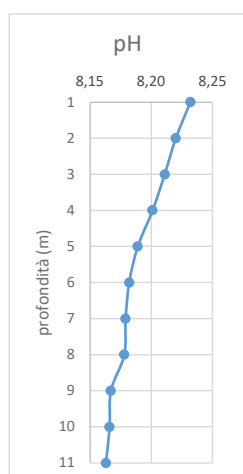
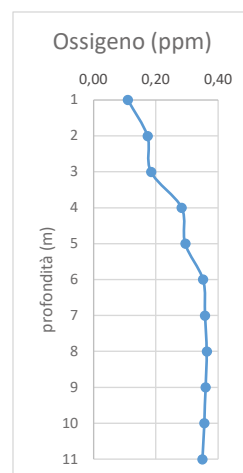
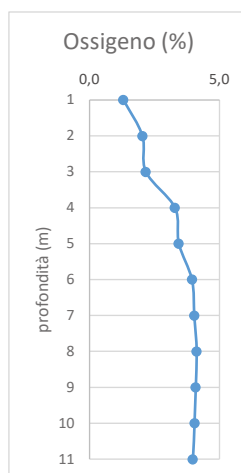
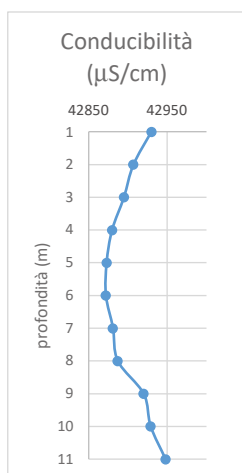
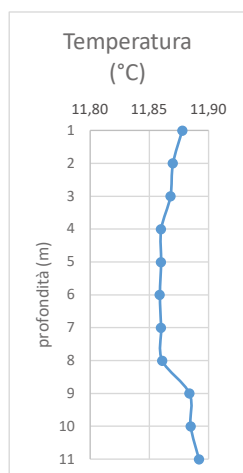
ST05 - 26/02/2019 10:50										
Profondità	Temperatura	Conducibilità	Ossigeno	Ossigeno	pH	Potenziale Red-ox	Torbidità	Clorofilla 'a'	direzione corrente	velocità corrente
m	°C	μS/cm	%	ppm	-	mV	NTU	mg/m ³	-	m/s
1	12,04	43137,5	0,8	0,07	8,28	164,25	1,18	11,46	N	0,1
2	11,89	42930,0	1,2	0,10	8,27	168,42	0,97	4,07		
3	11,88	42910	2,0	0,17	8,26	171,42	1,0	1,87		
4	11,88	42901,7	2,5	0,22	8,25	173,08	1,0	1,18		
5	11,88	42893,3	3,0	0,25	8,24	174,92	1,0	1,14		
6	11,87	42885,8	3,5	0,30	8,23	177,00	1,0	2,04		
7	11,87	42881,7	3,8	0,32	8,23	177,83	1,0	1,75		
8	11,87	42873,3	5,18	0,44	8,22	179,00	1,0	1,47		
9	11,86	42865	5,34	0,45	8,21	180,17	1,1	1,68		
10	11,85	42847,5	5,50	0,47	8,21	181,17	1,2	2,01		
11	11,83	42835,8	5,5	0,47	8,20	182,00	1,1	1,83		
12	11,83	42835,8	6,1	0,52	8,20	182,75	1,0	1,78		



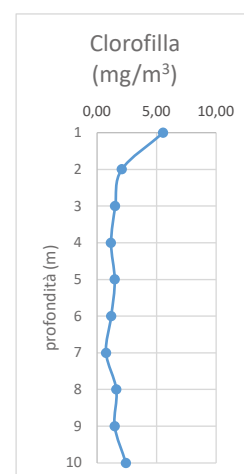
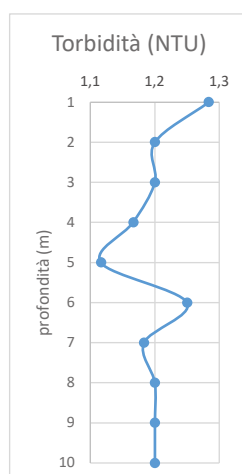
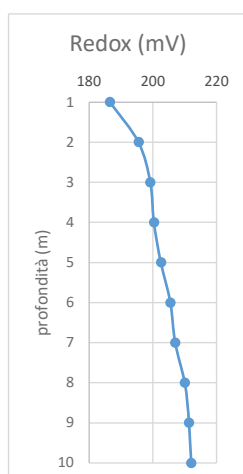
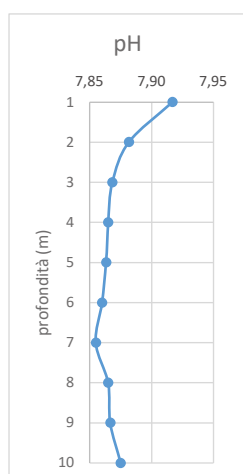
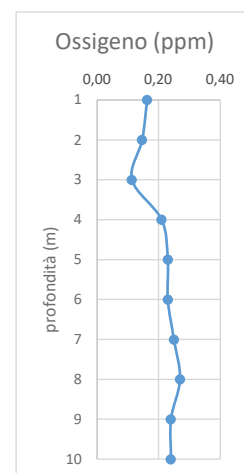
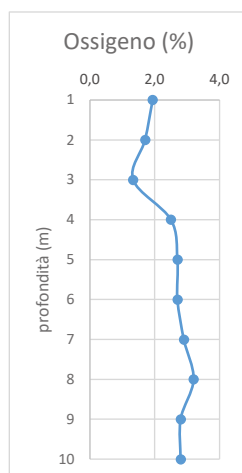
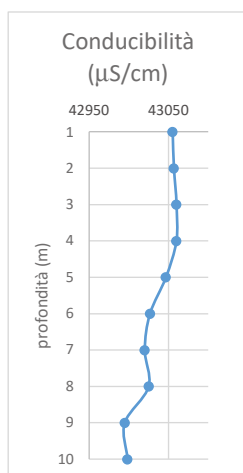
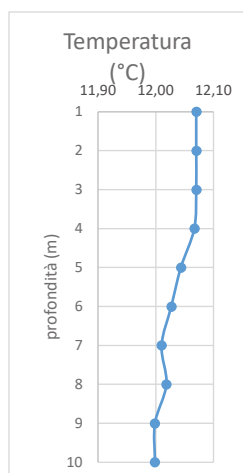
ST06 - 26/02/2019 11:00										
Profondità	Temperatura	Conducibilità	Ossigeno	Ossigeno	pH	Potenziale Red-ox	Torbidità	Clorofilla 'a'	direzione corrente	velocità corrente
m	°C	μS/cm	%	ppm	-	mV	NTU	mg/m ³	-	m/s
1	12,03	43165	1,7	0,14	8,26	171,83	1,00	1,70	N	0,1
2	12,03	43163,3	2,1	0,18	8,25	173,67	1,02	1,63		
3	12,03	43156,7	2,6	0,22	8,25	174,17	1,03	1,65		
4	12,02	43140	2,6	0,22	8,24	176,17	1,08	1,22		
5	12,01	43121,7	2,8	0,24	8,23	179,33	1,00	1,65		
6	12,01	43116,7	3,4	0,29	8,22	181,00	1,12	1,45		
7	12,01	43113,3	4,4	0,37	8,22	181,33	1,17	1,15		
8	12,00	43096,7	4,7	0,40	8,21	183,00	1,05	1,60		
9	12,00	43095	4,8	0,41	8,20	184,17	1,03	1,50		
10	12,00	43093,3	4,8	0,41	8,20	184,50	1,07	1,33		
11	12,00	43093,3	5,1	0,47	8,20	185,33	1,08	1,12		
12	12,00	43100	5,2	0,48	8,19	186,17	1,03	1,42		
13	12,01	43108,3	6,1	0,55	8,19	188,00	1,03	1,80		

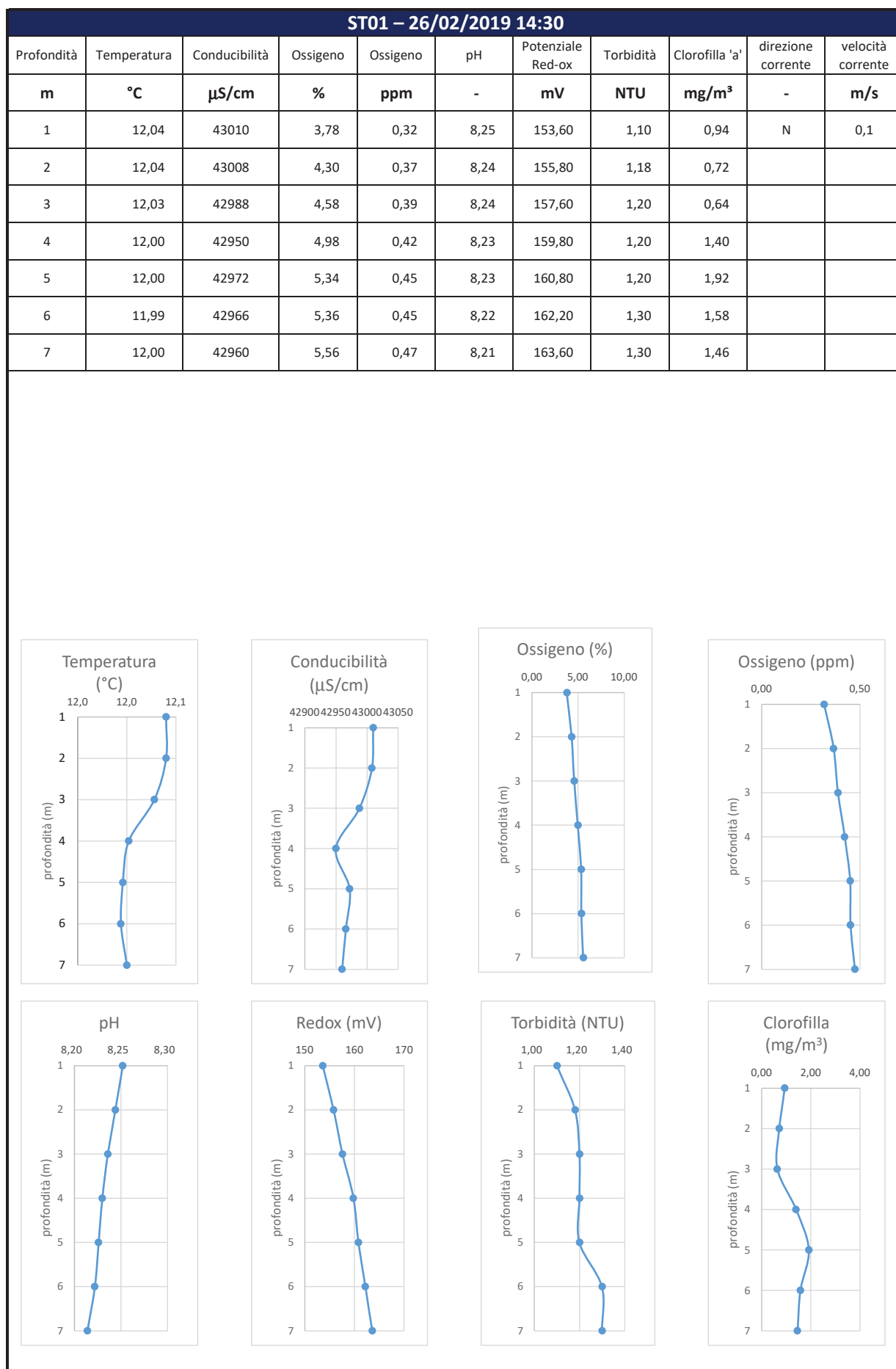


ST07 – 26/02/2019 10:40										
Profondità	Temperatura	Conducibilità	Ossigeno	Ossigeno	pH	Potenziale Red-ox	Torbidità	Clorofilla 'a'	direzione corrente	velocità corrente
m	°C	μS/cm	%	ppm	-	mV	NTU	mg/m ³	-	m/s
1	11,88	42930	1,3	0,11	8,23	163,10	1,6	1,91	N	0,1
2	11,87	42907	2,0	0,17	8,22	169,50	1,2	1,58		
3	11,87	42895	2,2	0,18	8,21	173,00	1,2	1,52		
4	11,86	42880	3,3	0,28	8,20	176,40	1,0	1,45		
5	11,86	42873	3,4	0,29	8,19	179,80	1,0	1,31		
6	11,86	42872	3,9	0,35	8,18	181,00	1,0	1,27		
7	11,86	42881	4,0	0,36	8,18	181,90	1,0	1,18		
8	11,86	42887	4,1	0,36	8,18	182,10	1,0	1,15		
9	11,88	42920	4,1	0,36	8,17	184,70	1,0	1,20		
10	11,89	42929	4,0	0,36	8,17	185,10	1,0	1,12		
11	11,89	42948	4,0	0,35	8,16	185,60	1,0	1,06		

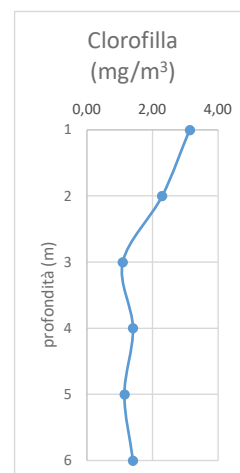
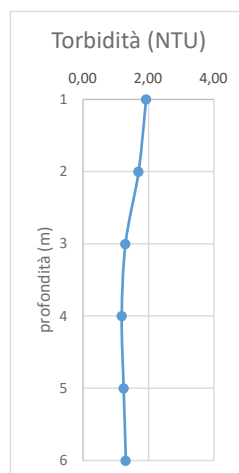
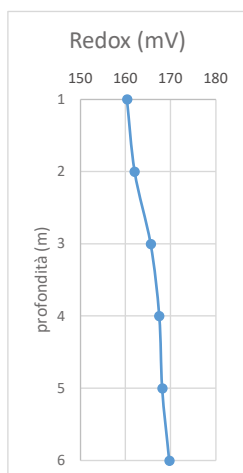
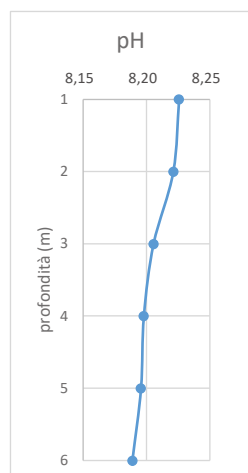
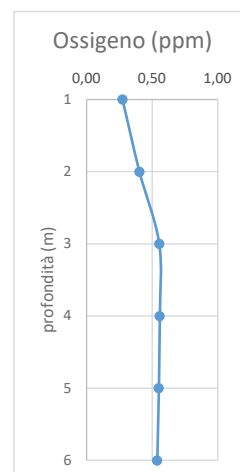
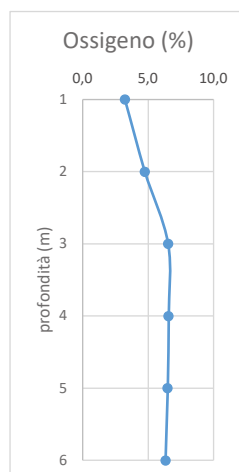
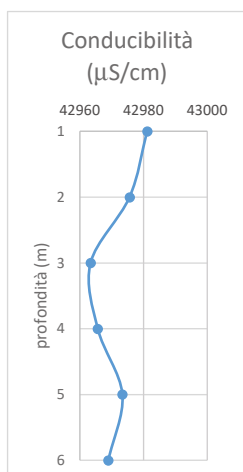
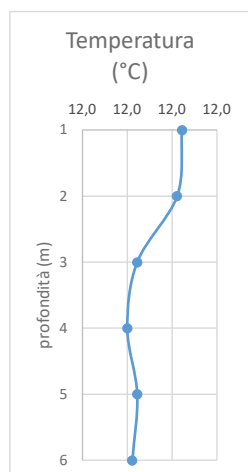


ST08 – 26/02/2019 10:30										
Profondità	Temperatura	Conducibilità	Ossigeno	Ossigeno	pH	Potenziale Red-ox	Torbidità	Clorofilla 'a'	direzione corrente	velocità corrente
m	°C	μS/cm	%	ppm	-	mV	NTU	mg/m ³	-	m/s
1	12,07	43055	1,9	0,16	7,92	186,50	1,3	5,57	N	0,1
2	12,07	43056,7	1,7	0,15	7,88	195,50	1,2	2,08		
3	12,07	43060	1,3	0,11	7,87	199,17	1,2	1,53		
4	12,07	43060	2,5	0,21	7,87	200,33	1,2	1,18		
5	12,04	43046,7	2,7	0,23	7,86	202,50	1,1	1,50		
6	12,03	43026,7	2,7	0,23	7,86	205,50	1,3	1,20		
7	12,01	43020	2,9	0,25	7,86	207,00	1,2	0,77		
8	12,02	43025	3,2	0,27	7,87	210,00	1,2	1,63		
9	12,00	42995	2,8	0,24	7,87	211,33	1,2	1,50		
10	12,00	42998,3	2,8	0,24	7,88	212,00	1,2	2,43		

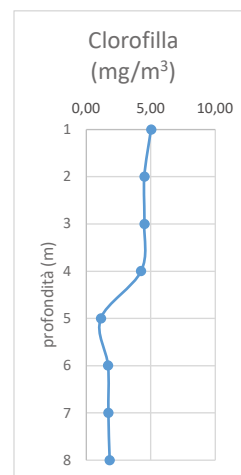
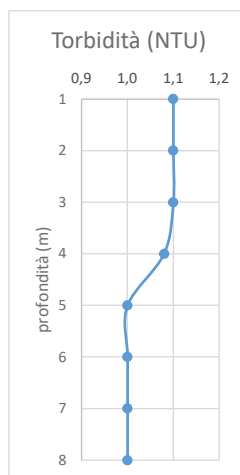
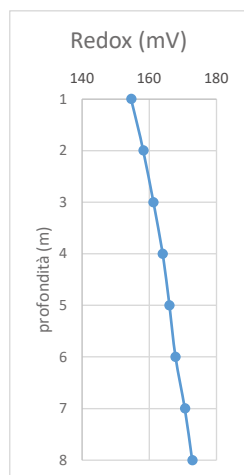
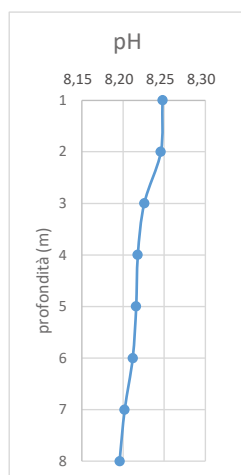
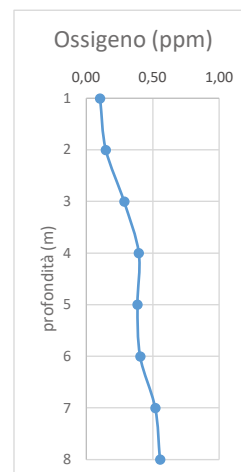
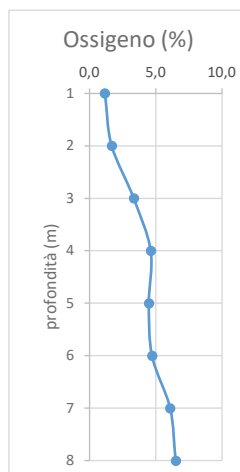
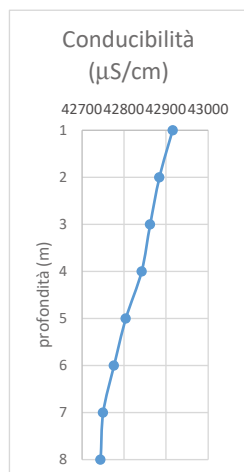
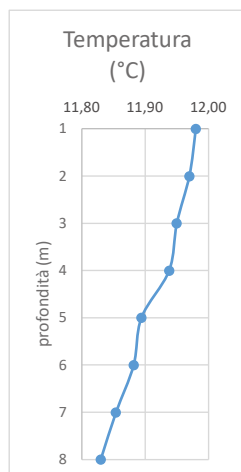




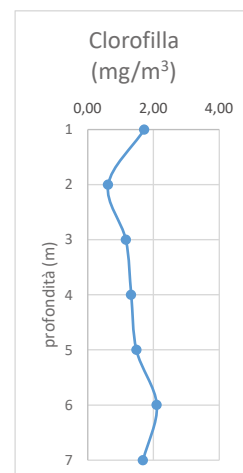
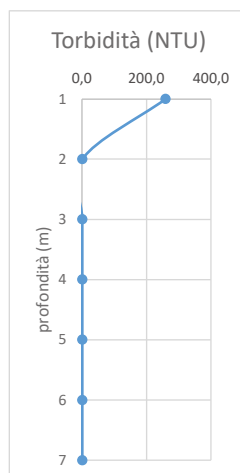
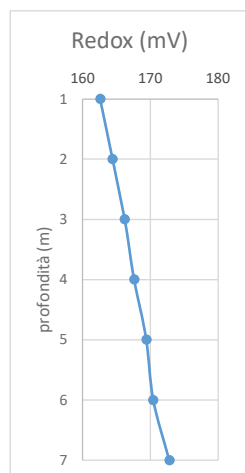
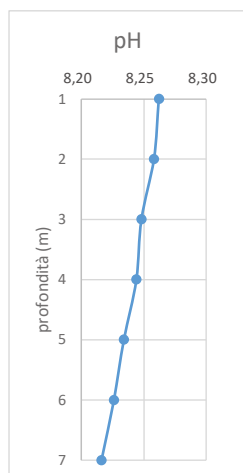
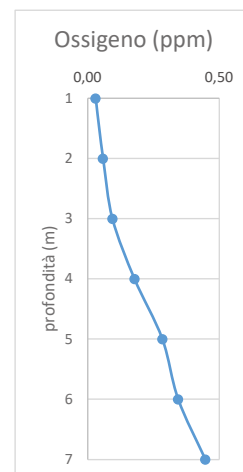
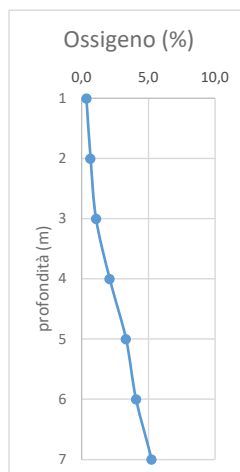
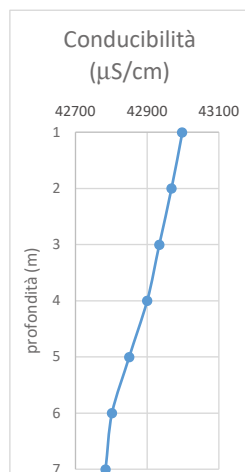
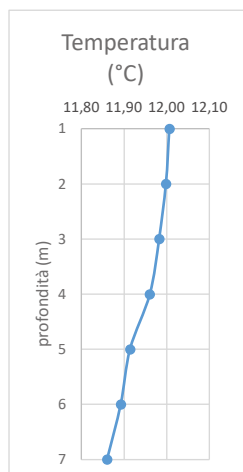
ST02 - 26/02/2019 14:40										
Profondità	Temperatura	Conducibilità	Ossigeno	Ossigeno	pH	Potenziale Red-ox	Torbidità	Clorofilla 'a'	direzione corrente	velocità corrente
m	°C	μS/cm	%	ppm	-	mV	NTU	mg/m ³	-	m/s
1	12,02	42981,1	3,2	0,27	8,23	160,33	1,93	3,13	N	0,1
2	12,02	42975,6	4,8	0,40	8,22	162,00	1,70	2,29		
3	12,01	42963,3	6,5	0,55	8,21	165,56	1,30	1,09		
4	12,01	42965,6	6,6	0,56	8,20	167,44	1,19	1,40		
5	12,01	42973,3	6,5	0,55	8,20	168,11	1,24	1,14		
6	12,01	42968,9	6,3	0,54	8,19	169,67	1,31	1,40		
7										



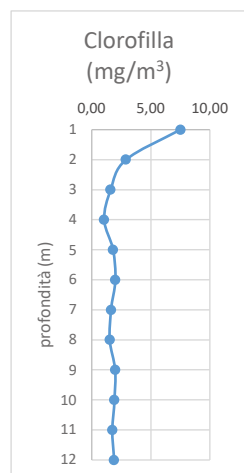
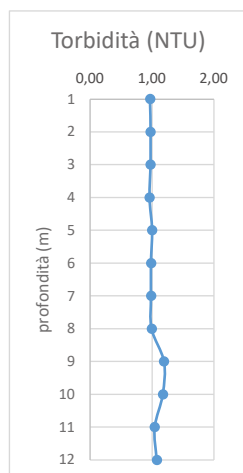
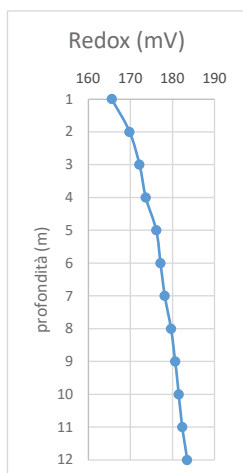
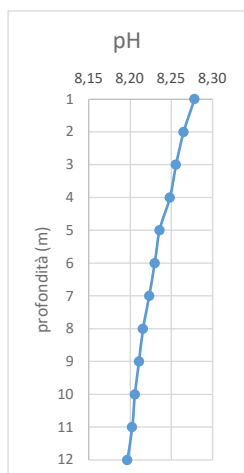
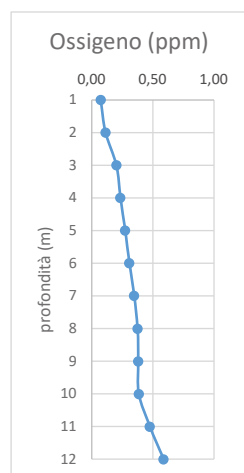
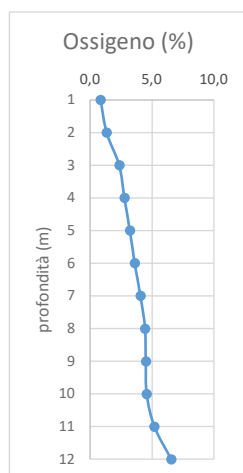
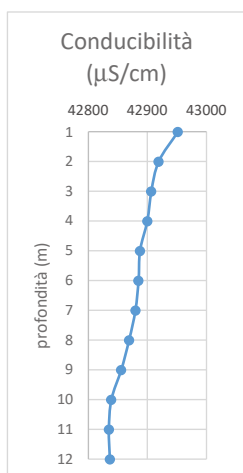
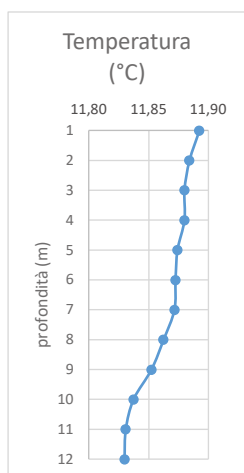
ST03 – 26/02/2019 14:10										
Profondità	Temperatura	Conducibilità	Ossigeno	Ossigeno	pH	Potenziale Red-ox	Torbidità	Clorofilla 'a'	direzione corrente	velocità corrente
m	°C	μS/cm	%	ppm	-	mV	NTU	mg/m ³	-	m/s
1	11,98	42916	1,2	0,10	8,25	154,6	1,1	5,02	N	0,1
2	11,97	42884	1,7	0,15	8,25	158,2	1,1	4,5		
3	11,95	42862	3,3	0,28	8,23	161,2	1,1	4,5		
4	11,938	42842	4,6	0,39	8,22	164	1,1	4,24		
5	11,894	42804	4,5	0,38	8,22	166	1,0	1,12		
6	11,882	42776	4,7	0,40	8,21	167,8	1,0	1,68		
7	11,854	42750	6,1	0,52	8,20	170,6	1,0	1,7		
8	11,83	42744	6,5	0,55	8,20	172,8	1,0	1,8		



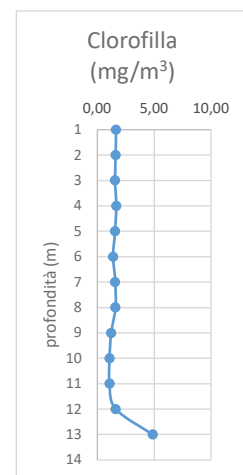
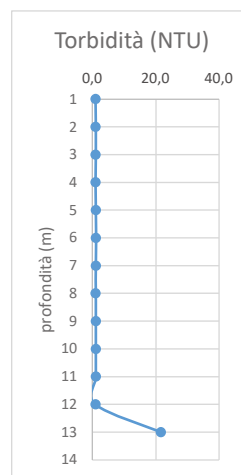
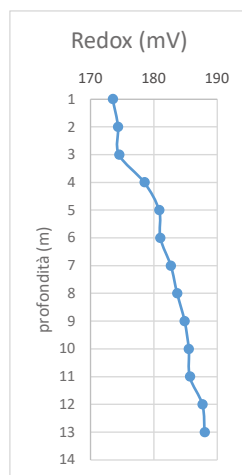
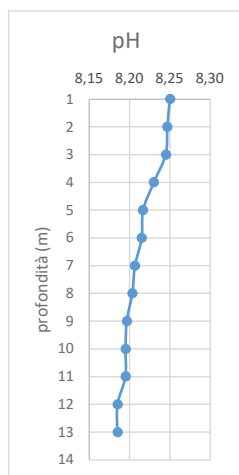
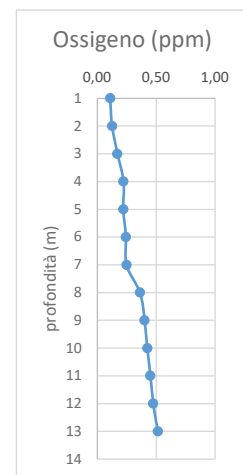
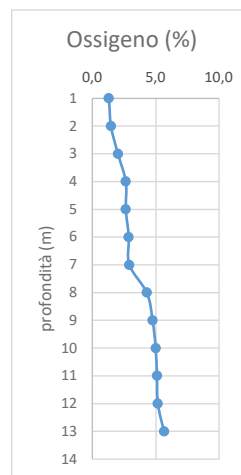
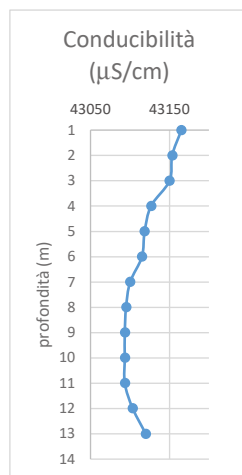
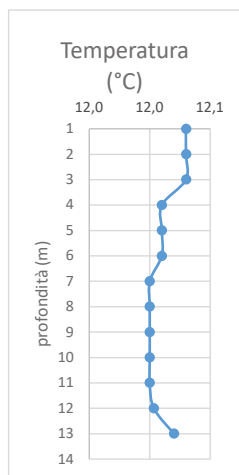
ST04 – 26/02/2019 14:20										
Profondità	Temperatura	Conducibilità	Ossigeno	Ossigeno	pH	Potenziale Red-ox	Torbidità	Clorofilla 'a'	direzione corrente	velocità corrente
m	°C	μS/cm	%	ppm	-	mV	NTU	mg/m ³	-	m/s
1	12,01	42998	0,4	0,03	8,26	162,6	258,7	1,72	N	0,1
2	11,998	42968	0,7	0,06	8,26	164,4	1,1	0,62		
3	11,982	42934	1,1	0,09	8,25	166,2	1,1	1,16		
4	11,96	42900	2,1	0,18	8,24	167,6	1,2	1,32		
5	11,914	42850	3,3	0,28	8,23	169,4	1,2	1,48		
6	11,892	42802	4,1	0,34	8,23	170,4	1,1	2,10		
7	11,86	42784	5,2	0,45	8,22	172,8	1,2	1,68		



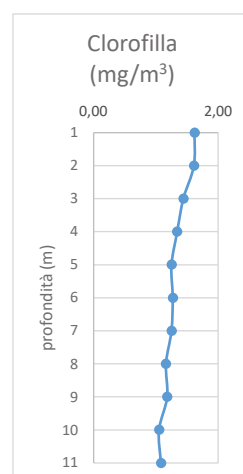
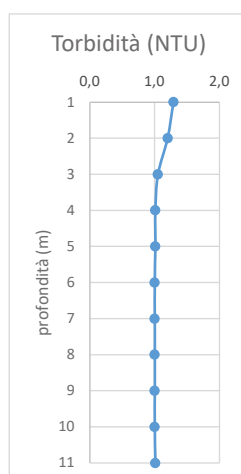
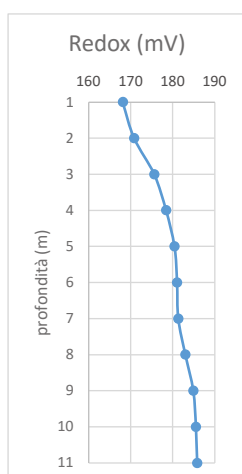
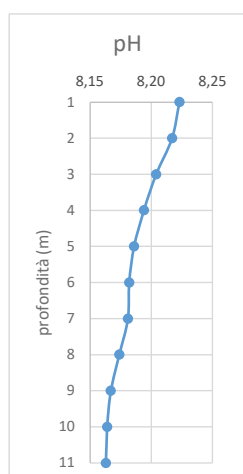
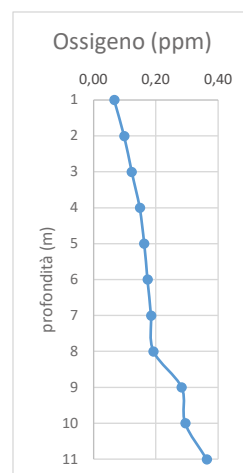
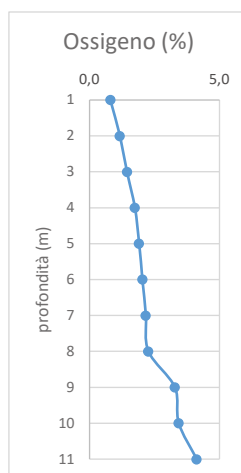
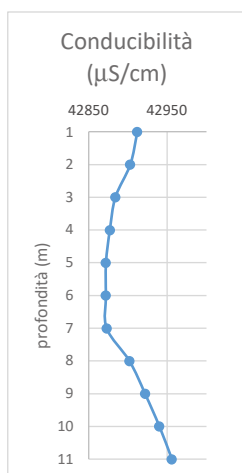
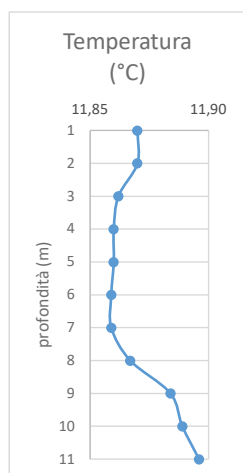
ST05 – 26/02/2019 13:50										
Profondità	Temperatura	Conducibilità	Ossigeno	Ossigeno	pH	Potenziale Red-ox	Torbidità	Clorofilla 'a'	direzione corrente	velocità corrente
m	°C	μS/cm	%	ppm	-	mV	NTU	mg/m ³	-	m/s
1	11,89	42951,7	0,9	0,07	8,28	165,58	0,97	7,50	NW	0,3
2	11,88	42919,2	1,3	0,11	8,27	169,83	0,98	2,88		
3	11,88	42906,7	2,4	0,20	8,26	172,17	1,0	1,59		
4	11,88	42900	2,8	0,24	8,25	173,67	1,0	1,04		
5	11,87	42887,5	3,2	0,27	8,24	176,17	1,0	1,80		
6	11,87	42885	3,6	0,31	8,23	177,17	1,0	1,99		
7	11,87	42880	4,1	0,35	8,22	178,17	1,0	1,63		
8	11,86	42869,2	4,4	0,38	8,22	179,67	1,0	1,52		
9	11,85	42855,8	4,5	0,38	8,21	180,67	1,2	1,98		
10	11,84	42839,2	4,6	0,39	8,21	181,50	1,2	1,92		
11	11,83	42835	5,2	0,48	8,20	182,33	1,0	1,74		
12	11,83	42836,7	6,5	0,59	8,20	183,50	1,1	1,88		



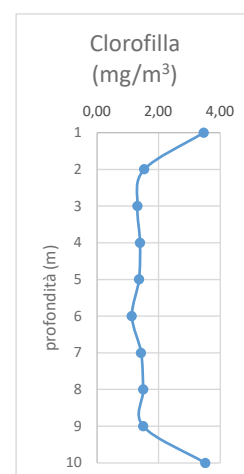
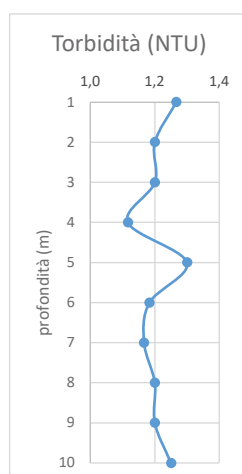
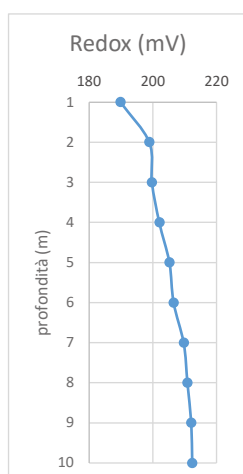
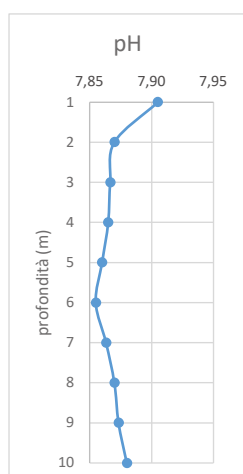
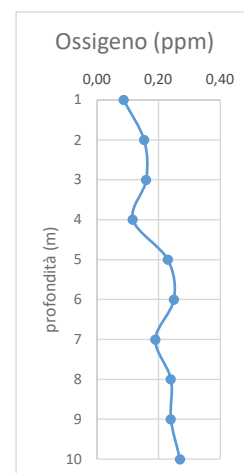
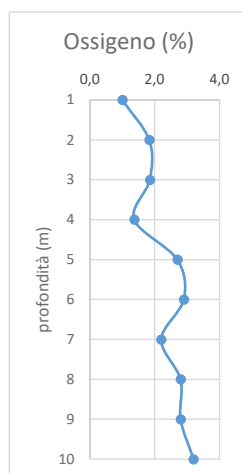
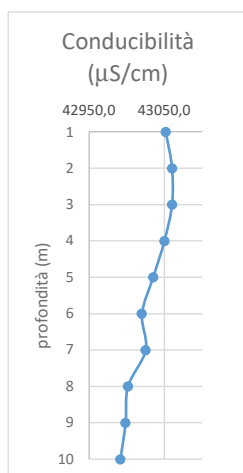
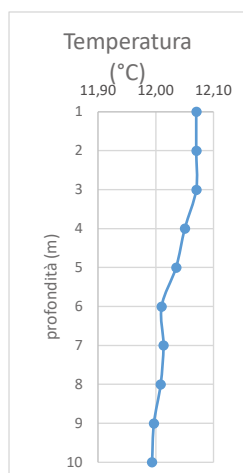
ST06 - 26/02/2019 14:00										
Profondità	Temperatura	Conducibilità	Ossigeno	Ossigeno	pH	Potenziale Red-ox	Torbidità	Clorofilla 'a'	direzione corrente	velocità corrente
m	°C	μS/cm	%	ppm	-	mV	NTU	mg/m ³	-	m/s
1	12,03	43165	1,3	0,11	8,25	173,50	1,0	1,65	NW	0,3
2	12,03	43153	1,5	0,13	8,25	174,33	1,0	1,62		
3	12,03	43150	2,0	0,17	8,25	174,50	1,0	1,57		
4	12,01	43127	2,6	0,22	8,23	178,50	1,0	1,68		
5	12,01	43118	2,6	0,22	8,22	180,83	1,1	1,57		
6	12,01	43115	2,9	0,24	8,22	181,00	1,1	1,40		
7	12,00	43100	2,9	0,25	8,21	182,67	1,1	1,58		
8	12,00	43095	4,3	0,36	8,20	183,67	1,0	1,60		
9	12,00	43093	4,8	0,40	8,20	184,83	1,1	1,23		
10	12,00	43093	5,0	0,43	8,20	185,50	1,1	1,08		
11	12,00	43093	5,1	0,45	8,20	185,67	1,1	1,08		
12	12,00	43103	5,2	0,48	8,19	187,67	1,0	1,63		
13	12,02	43120	5,7	0,52	8,19	188,00	21,7	4,90		

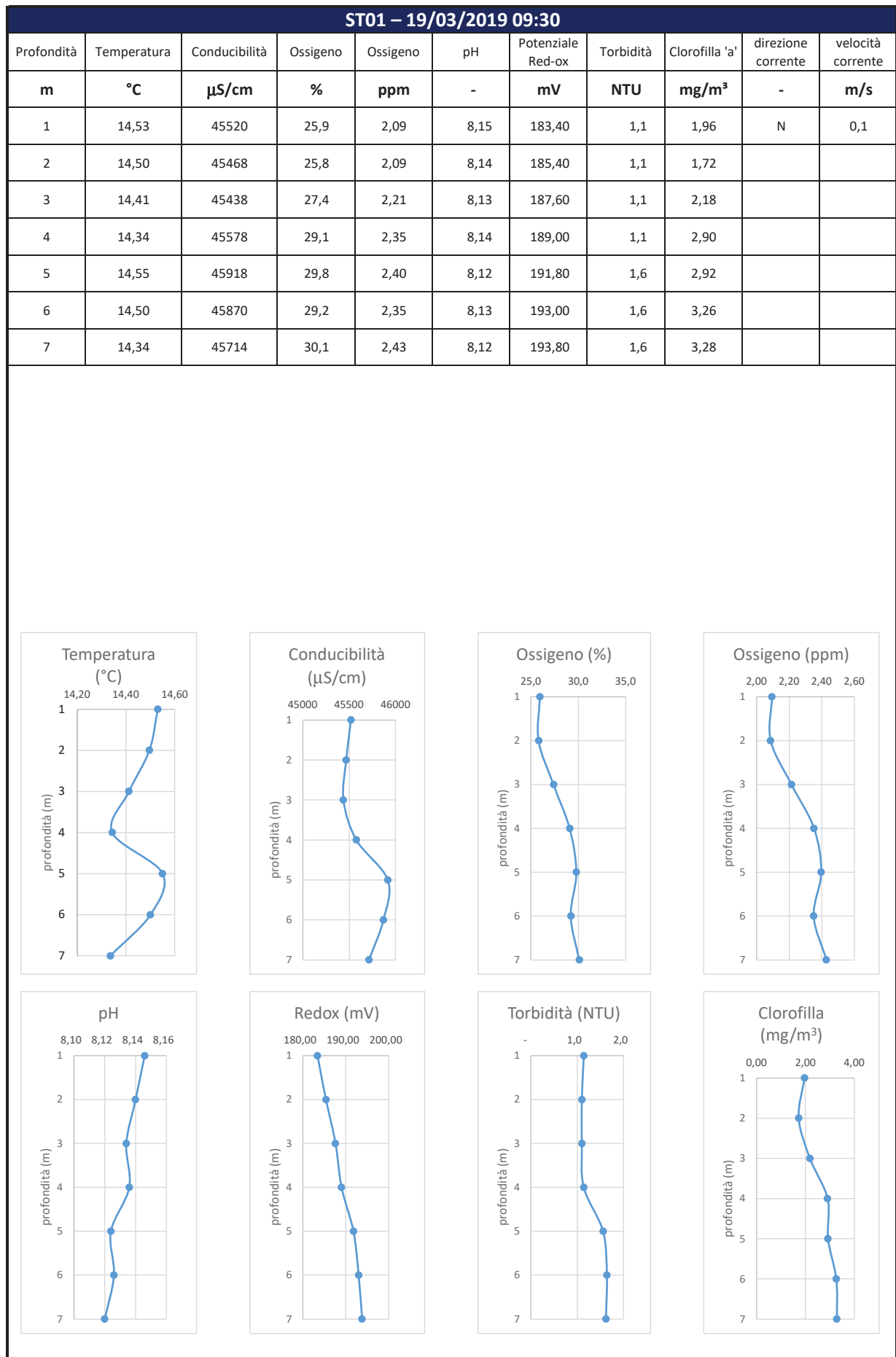


ST07 – 26/02/2019 13:40										
Profondità	Temperatura	Conducibilità	Ossigeno	Ossigeno	pH	Potenziale Red-ox	Torbidità	Clorofilla 'a'	direzione corrente	velocità corrente
m	°C	μS/cm	%	ppm	-	mV	NTU	mg/m ³	-	m/s
1	11,87	42912	0,8	0,07	8,22	168,10	1,3	1,62	NW	0,3
2	11,87	42903	1,2	0,10	8,22	170,80	1,2	1,61		
3	11,86	42884	1,4	0,12	8,20	175,60	1,1	1,44		
4	11,86	42877	1,7	0,15	8,19	178,40	1,0	1,34		
5	11,86	42872	1,9	0,16	8,19	180,40	1,0	1,25		
6	11,86	42872	2,0	0,17	8,18	181,00	1,0	1,27		
7	11,86	42873	2,2	0,18	8,18	181,30	1,0	1,25		
8	11,87	42902	2,3	0,19	8,17	183,00	1,0	1,16		
9	11,88	42922	3,3	0,28	8,17	184,90	1,0	1,18		
10	11,89	42940	3,4	0,29	8,16	185,50	1,0	1,05		
11	11,90	42956	4,1	0,36	8,16	185,80	1,0	1,08		

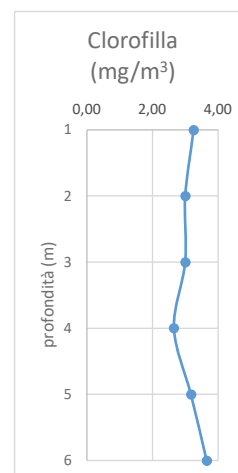
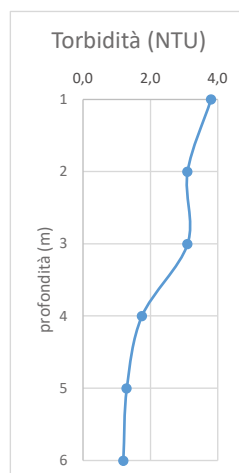
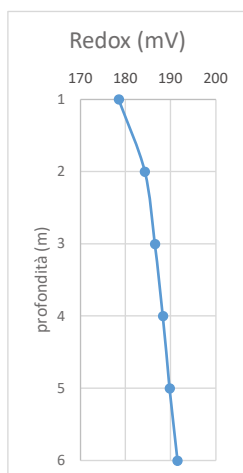
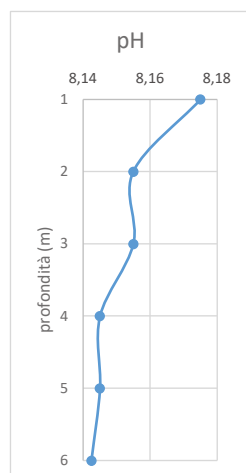
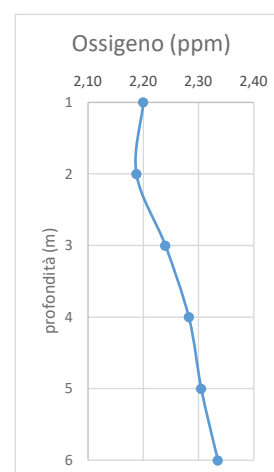
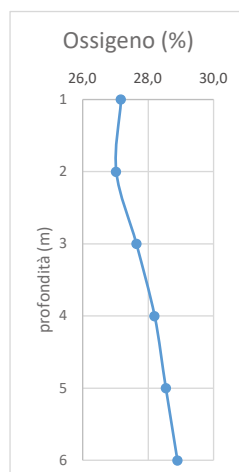
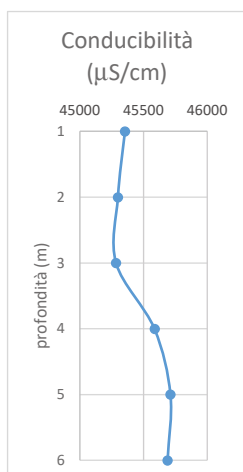
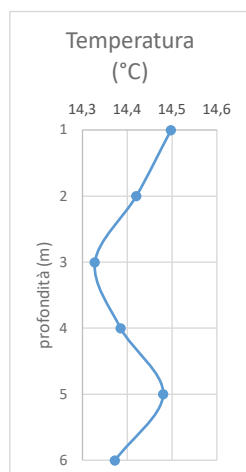


ST08 – 26/02/2019 13:30										
Profondità	Temperatura	Conducibilità	Ossigeno	Ossigeno	pH	Potenziale Red-ox	Torbidità	Clorofilla 'a'	direzione corrente	velocità corrente
m	°C	μS/cm	%	ppm	-	mV	NTU	mg/m ³	-	m/s
1	12,07	43051,7	1,0	0,09	7,91	189,83	1,3	3,47	NW	0,3
2	12,07	43060	1,8	0,15	7,87	198,83	1,2	1,53		
3	12,07	43060	1,9	0,16	7,87	199,67	1,2	1,32		
4	12,05	43050	1,4	0,12	7,87	202,00	1,1	1,40		
5	12,04	43035	2,7	0,23	7,86	205,17	1,3	1,37		
6	12,01	43020	2,9	0,25	7,86	206,50	1,2	1,13		
7	12,01	43025	2,2	0,19	7,86	209,67	1,2	1,43		
8	12,01	43001,7	2,8	0,24	7,87	210,83	1,2	1,50		
9	12,00	42998,3	2,8	0,24	7,87	212,00	1,2	1,50		
10	11,99	42991,7	3,2	0,27	7,88	212,33	1,3	3,52		

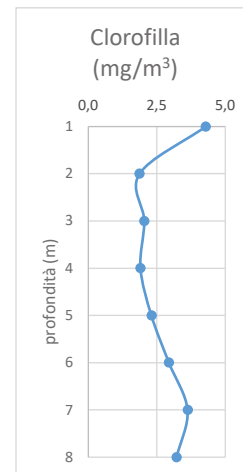
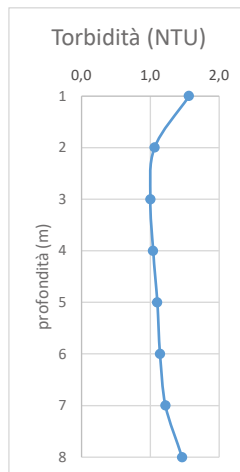
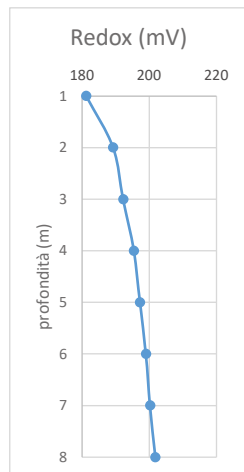
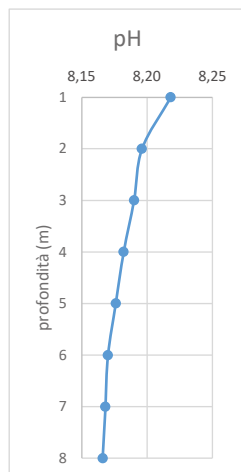
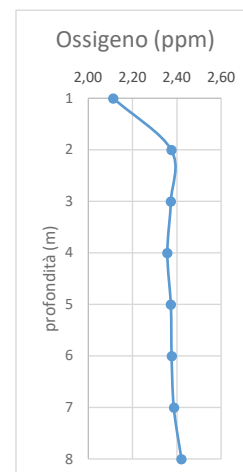
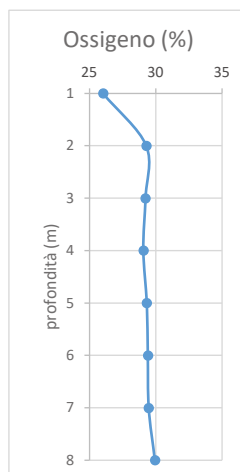
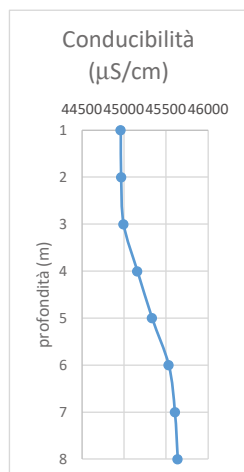
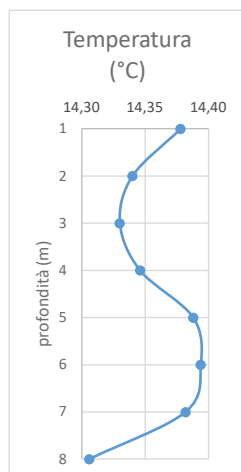




ST02 - 19/03/2019 09:20										
Profondità	Temperatura	Conducibilità	Ossigeno	Ossigeno	pH	Potenziale Red-ox	Torbidità	Clorofilla 'a'	direzione corrente	velocità corrente
m	°C	μS/cm	%	ppm	-	mV	NTU	mg/m ³	-	m/s
1	14,50	45352,5	27,2	2,20	8,18	178,50	3,8	3,25	N	0,1
2	14,42	45298	27,0	2,19	8,16	184,25	3,1	3,00		
3	14,33	45283	27,7	2,24	8,16	186,50	3,1	3,00		
4	14,39	45585	28,2	2,28	8,15	188,25	1,8	2,65		
5	14,48	45710	28,6	2,31	8,15	189,75	1,3	3,18		
6	14,37	45688	28,9	2,34	8,14	191,50	1,2	3,65		

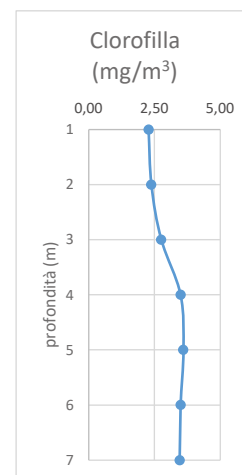
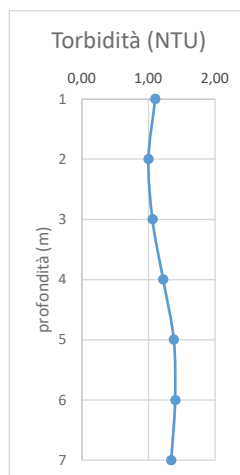
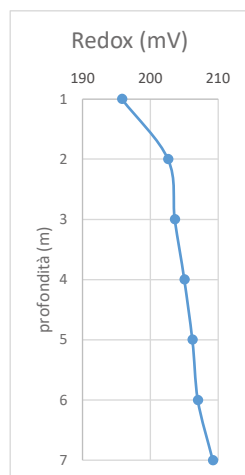
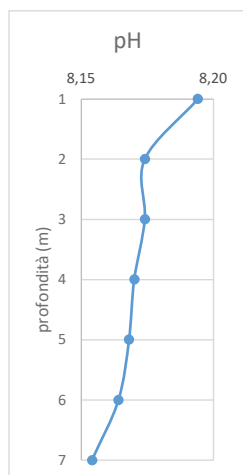
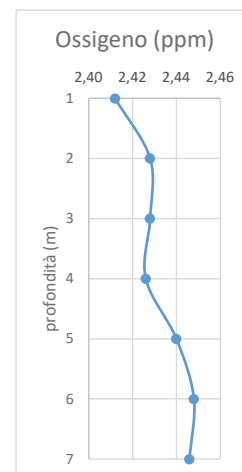
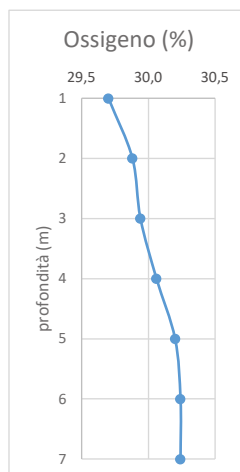
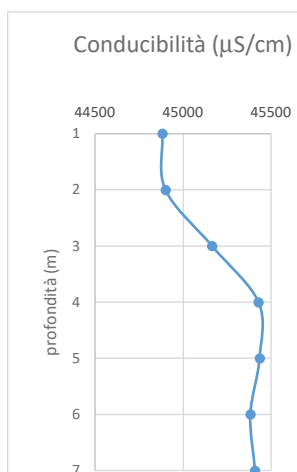
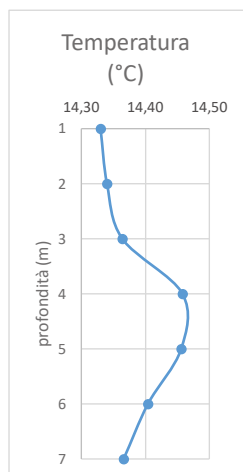


ST03 - 19/03/2019 08:50										
Profondità	Temperatura	Conducibilità	Ossigeno	Ossigeno	pH	Potenziale Red-ox	Torbidità	Clorofilla 'a'	direzione corrente	velocità corrente
m	°C	μS/cm	%	ppm	-	mV	NTU	mg/m ³	-	m/s
1	14,38	44960,00	26,02	2,11	8,22	181,20	1,56	4,28	N	0,1
2	14,34	44966	29,28	2,37	8,20	189,20	1,06	1,86		
3	14,33	44994	29,22	2,37	8,19	192,20	1,00	2,04		
4	14,35	45158	29,06	2,36	8,18	195,40	1,04	1,90		
5	14,39	45334	29,32	2,37	8,18	197,20	1,10	2,30		
6	14,39	45532	29,40	2,38	8,17	199,00	1,14	2,94		
7	14,38	45606	29,46	2,39	8,17	200,20	1,22	3,62		
8	14,31	45638	29,94	2,42	8,17	201,80	1,46	3,22		

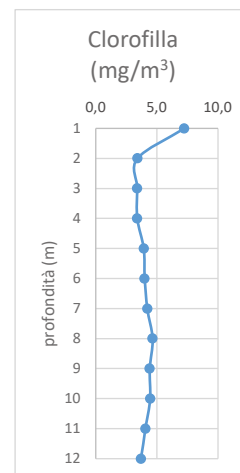
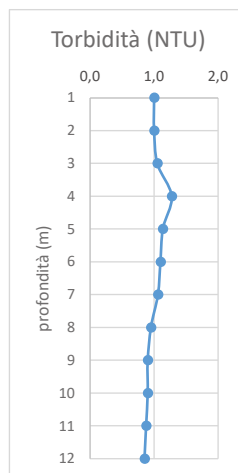
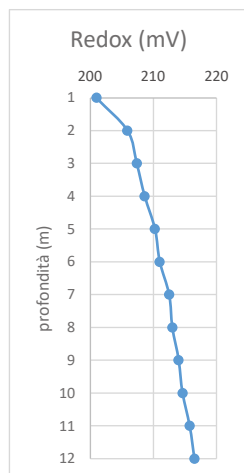
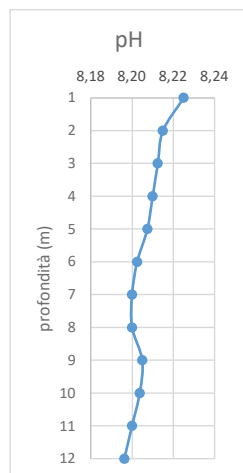
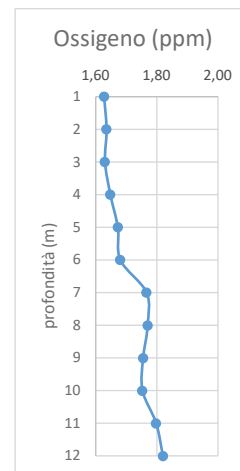
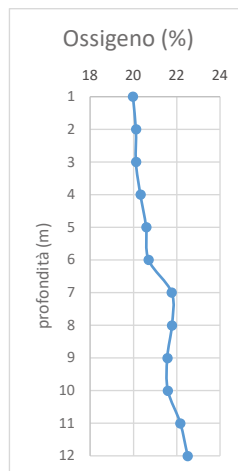
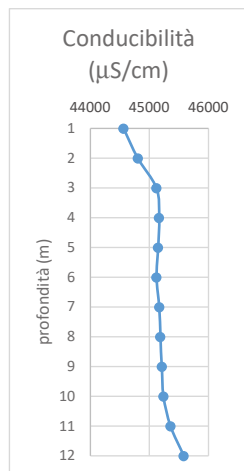
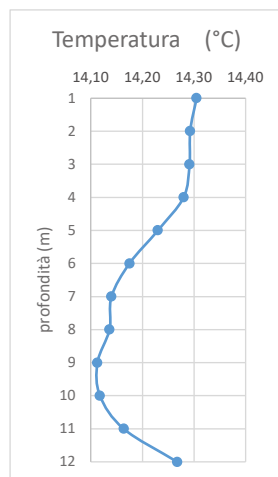


ST04 - 19/03/2019 09:05

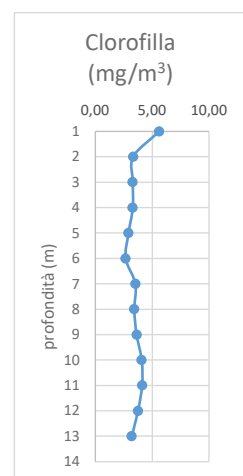
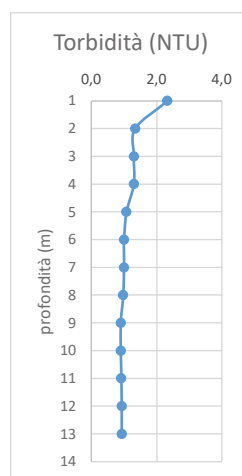
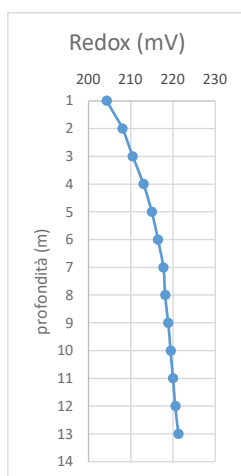
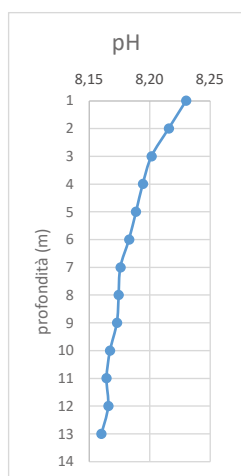
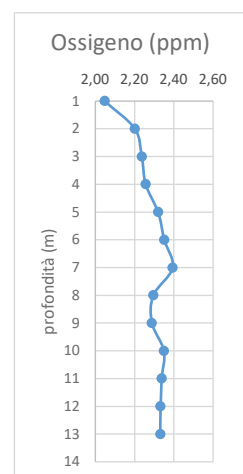
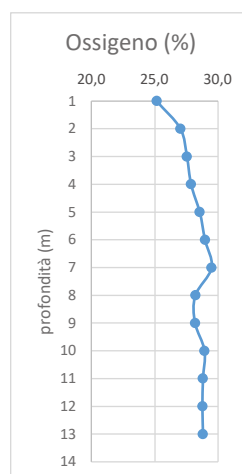
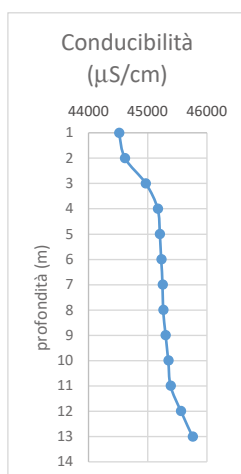
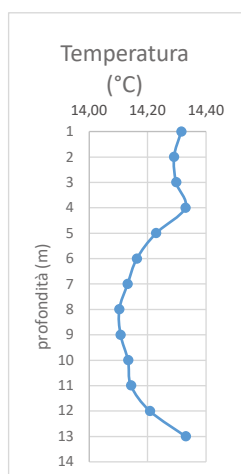
Profondità	Temperatura	Conducibilità	Ossigeno	Ossigeno	pH	Potenziale Red-ox	Torbidità	Clorofilla 'a'	direzione corrente	velocità corrente
m	°C	μS/cm	%	ppm	-	mV	NTU	mg/m ³	-	m/s
1	14,33	44882,00	29,70	2,41	8,19	195,80	1,10	2,28	N	0,1
2	14,34	44900	29,88	2,43	8,17	202,60	1,00	2,38		
3	14,36	45164	29,94	2,43	8,17	203,60	1,06	2,76		
4	14,46	45428	30,06	2,43	8,17	205,00	1,22	3,50		
5	14,46	45434	30,20	2,44	8,17	206,20	1,38	3,60		
6	14,40	45382	30,24	2,45	8,16	207,00	1,40	3,50		
7	14,37	45408	30,24	2,45	8,15	209,20	1,34	3,46		



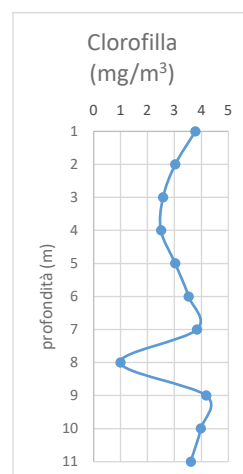
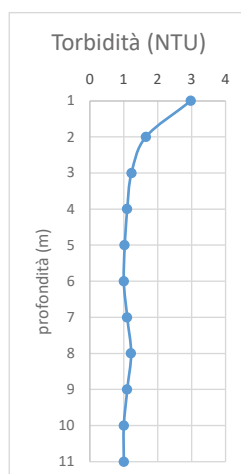
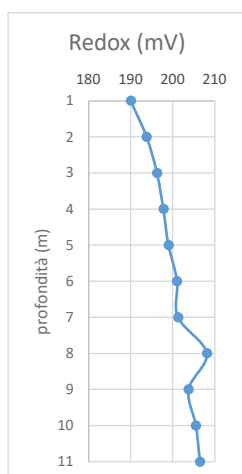
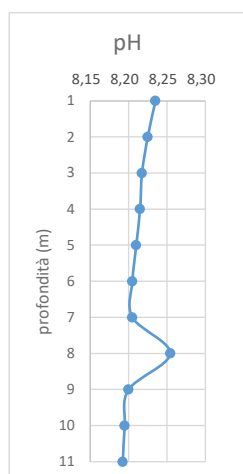
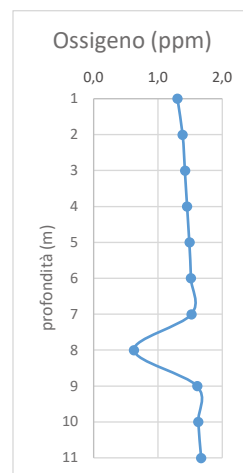
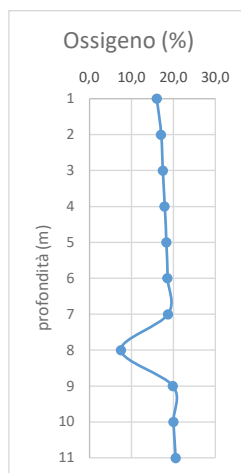
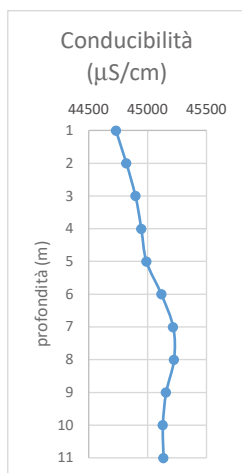
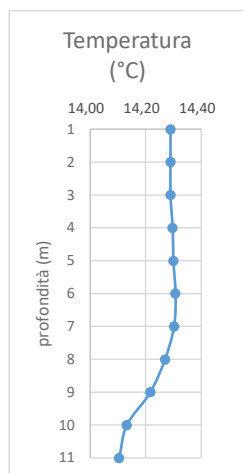
ST05 - 19/03/2019 08:35										
Profondità	Temperatura	Conducibilità	Ossigeno	Ossigeno	pH	Potenziale Red-ox	Torbidità	Clorofilla 'a'	direzione corrente	velocità corrente
m	°C	μS/cm	%	ppm	-	mV	NTU	mg/m ³	-	m/s
1	14,31	44564	19,98	1,63	8,23	201,00	1,00	7,24	NW	0,3
2	14,29	44804	20,11	1,64	8,22	205,88	1,00	3,41		
3	14,29	45120	20,11	1,63	8,21	207,38	1,05	3,39		
4	14,28	45166	20,33	1,65	8,21	208,63	1,28	3,39		
5	14,23	45149	20,59	1,67	8,21	210,25	1,14	3,93		
6	14,18	45121	20,70	1,68	8,20	211,00	1,10	4,00		
7	14,14	45168	21,76	1,77	8,20	212,50	1,06	4,21		
8	14,14	45188	21,78	1,77	8,20	213,00	0,95	4,65		
9	14,11	45210	21,56	1,76	8,21	214,00	0,90	4,41		
10	14,12	45239	21,59	1,75	8,20	214,63	0,90	4,45		
11	14,16	45358	22,16	1,80	8,20	215,75	0,88	4,06		
12	14,27	45581	22,50	1,82	8,20	216,50	0,85	3,70		



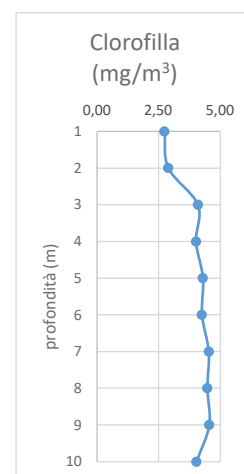
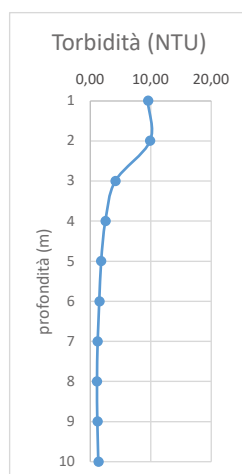
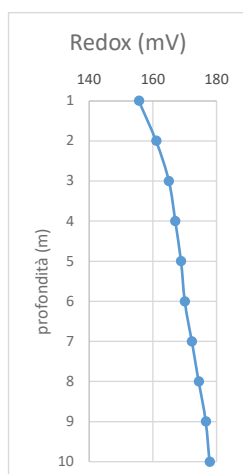
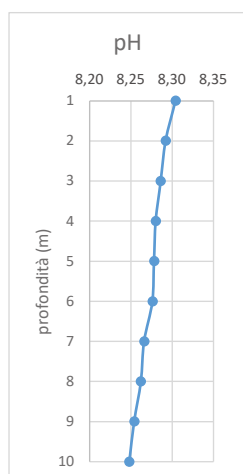
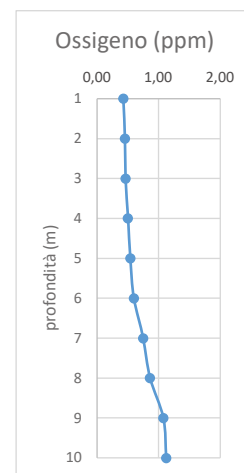
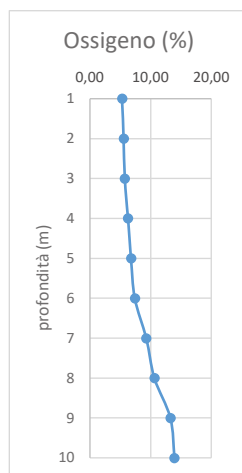
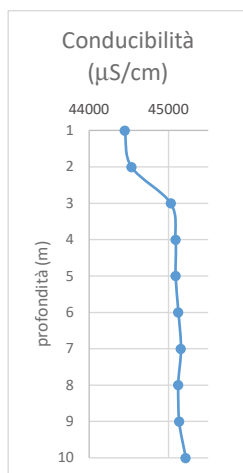
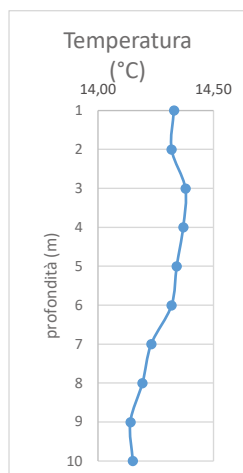
ST06 - 19/03/2019 08:45										
Profondità	Temperatura	Conducibilità	Ossigeno	Ossigeno	pH	Potenziale Red-ox	Torbidità	Clorofilla 'a'	direzione corrente	velocità corrente
m	°C	μS/cm	%	ppm	-	mV	NTU	mg/m ³	-	m/s
1	14,31	44513	25,2	2,05	8,23	204,29	2,33	5,61	NW	0,3
2	14,29	44613	27,0	2,20	8,22	208,00	1,34	3,34		
3	14,30	44966	27,5	2,24	8,20	210,43	1,30	3,30		
4	14,33	45167	27,9	2,26	8,19	213,00	1,30	3,30		
5	14,23	45201	28,6	2,32	8,19	215,00	1,07	2,93		
6	14,16	45227	29,0	2,35	8,18	216,43	1,00	2,67		
7	14,13	45249	29,5	2,39	8,18	217,71	1,00	3,53		
8	14,10	45259	28,2	2,30	8,17	218,14	0,97	3,43		
9	14,11	45300	28,2	2,29	8,17	218,86	0,90	3,64		
10	14,13	45347	28,9	2,35	8,17	219,43	0,90	4,09		
11	14,14	45383	28,8	2,34	8,16	220,00	0,91	4,13		
12	14,21	45559	28,8	2,33	8,17	220,57	0,93	3,76		
13	14,33	45757	28,8	2,33	8,16	221,29	0,93	3,21		

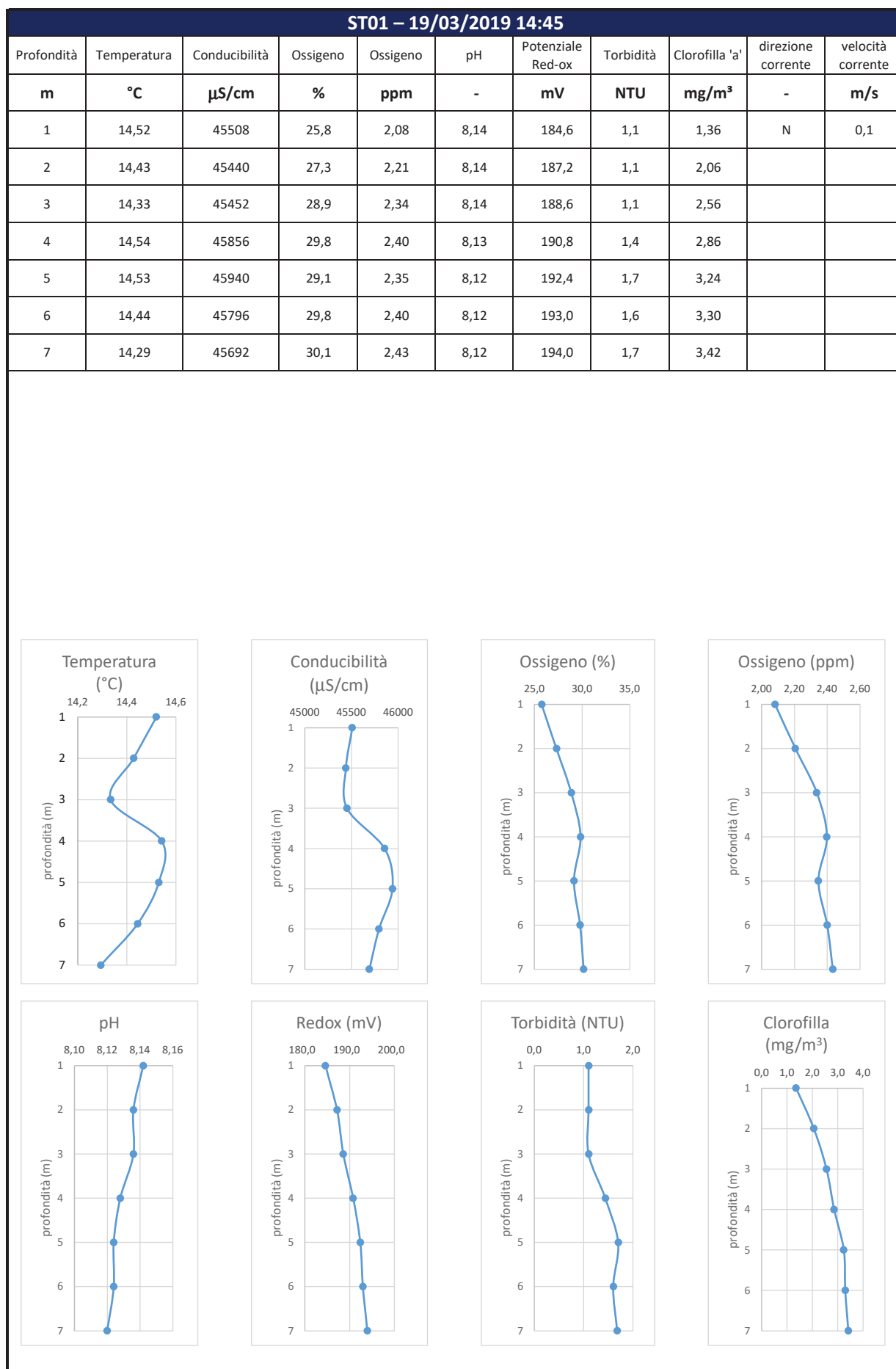


ST07 – 19/03/2019 08:20										
Profondità	Temperatura	Conducibilità	Ossigeno	Ossigeno	pH	Potenziale Red-ox	Torbidità	Clorofilla 'a'	direzione corrente	velocità corrente
m	°C	μS/cm	%	ppm	-	mV	NTU	mg/m ³	-	m/s
1	14,29	44732,5	16,00	1,30	8,24	190,00	2,98	3,78	NW	0,3
2	14,29	44820	17,05	1,38	8,23	193,75	1,65	3,03		
3	14,29	44897,5	17,45	1,42	8,22	196,25	1,23	2,58		
4	14,30	44947,5	17,90	1,45	8,22	197,75	1,10	2,50		
5	14,30	44990	18,30	1,49	8,21	199,00	1,03	3,03		
6	14,31	45117,5	18,58	1,51	8,21	201,00	1,00	3,53		
7	14,30	45217,5	18,70	1,52	8,21	201,25	1,10	3,83		
8	14,27	45225	7,48	0,63	8,25	208,11	1,21	0,99		
9	14,22	45157,5	19,85	1,61	8,20	203,75	1,10	4,18		
10	14,13	45130	19,98	1,63	8,20	205,50	1,00	3,98		
11	14,11	45135	20,50	1,67	8,19	206,50	1,00	3,60		



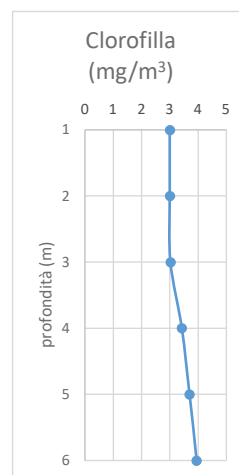
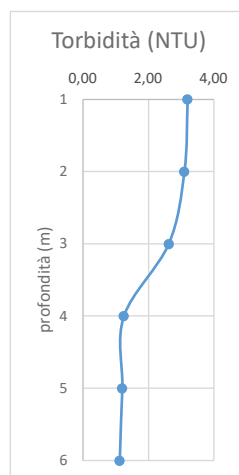
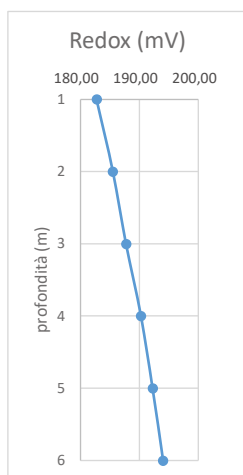
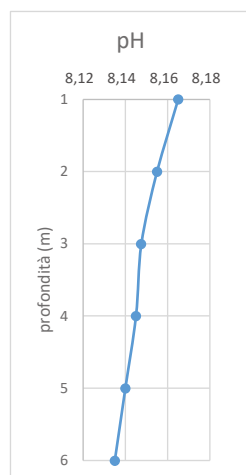
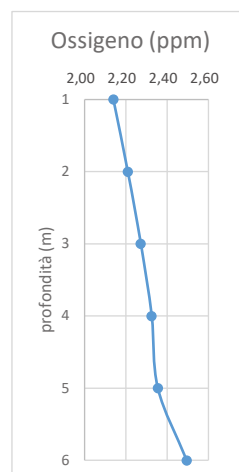
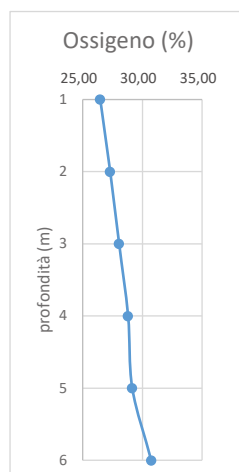
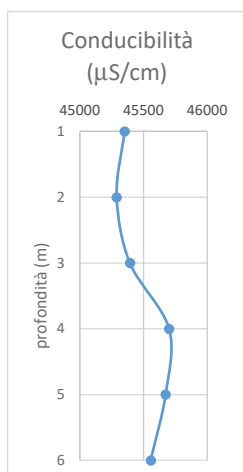
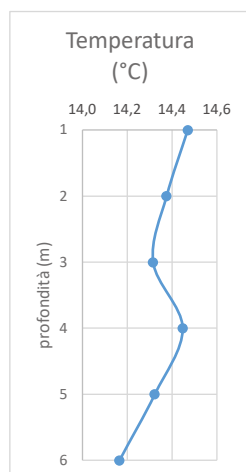
ST08 – 19/03/2019 08:00										
Profondità	Temperatura	Conducibilità	Ossigeno	Ossigeno	pH	Potenziale Red-ox	Torbidità	Clorofilla 'a'	direzione corrente	velocità corrente
m	°C	μS/cm	%	ppm	-	mV	NTU	mg/m ³	-	m/s
1	14,33	44448	5,28	0,43	8,30	155,6	9,54	2,74	NW	0,3
2	14,32	44534	5,54	0,45	8,29	161	9,88	2,90		
3	14,38	45028	5,74	0,47	8,29	165	4,16	4,10		
4	14,37	45088	6,26	0,50	8,28	167	2,52	4,02		
5	14,34	45090	6,76	0,54	8,28	168,8	1,80	4,30		
6	14,32	45124	7,40	0,60	8,28	170	1,52	4,26		
7	14,23	45156	9,26	0,75	8,27	172,2	1,22	4,54		
8	14,19	45122	10,62	0,86	8,26	174,4	1,12	4,48		
9	14,14	45134	13,26	1,08	8,25	176,6	1,18	4,56		
10	14,15	45216	13,90	1,13	8,25	177,8	1,34	4,04		



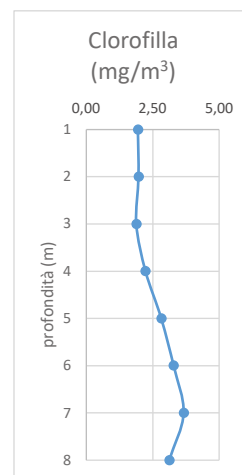
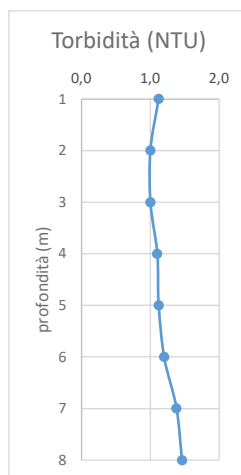
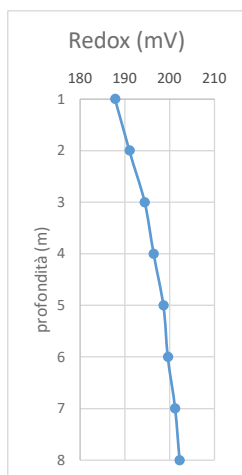
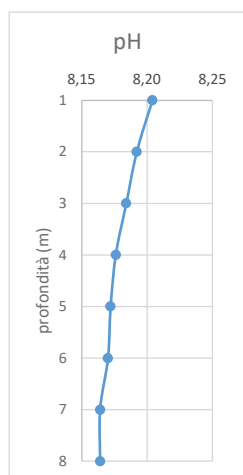
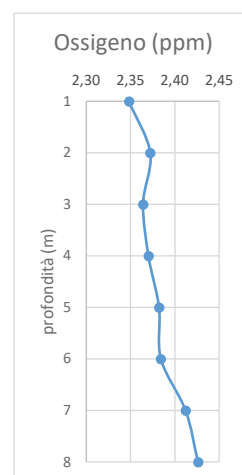
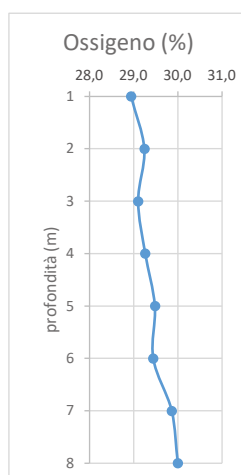
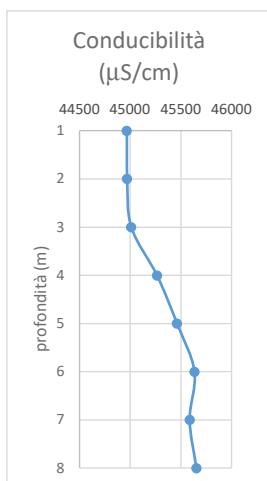
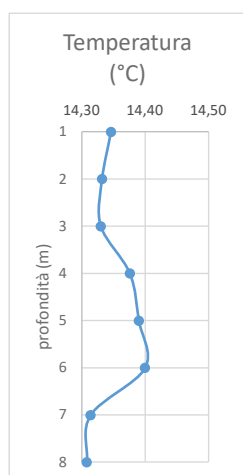


ST02 – 19/03/2019 14:25

Profondità	Temperatura	Conducibilità	Ossigeno	Ossigeno	pH	Potenziale Red-ox	Torbidità	Clorofilla 'a'	direzione corrente	velocità corrente
m	°C	μS/cm	%	ppm	-	mV	NTU	mg/m ³	-	m/s
1	14,47	45350	26,48	2,14	8,17	182,75	3,20	3,00	N	0,1
2	14,38	45287,5	27,30	2,21	8,16	185,50	3,10	3,00		
3	14,32	45392,5	28,05	2,27	8,15	187,75	2,63	3,03		
4	14,45	45700	28,80	2,33	8,15	190,25	1,25	3,43		
5	14,32	45672,5	29,15	2,36	8,14	192,25	1,20	3,70		
6	14,17	45555	30,75	2,50	8,14	194,00	1,13	3,95		

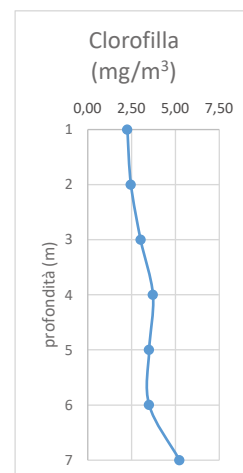
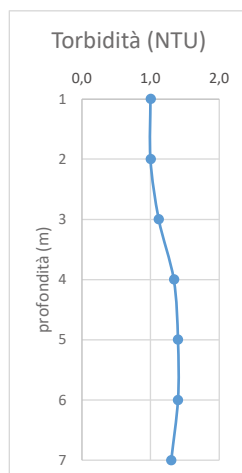
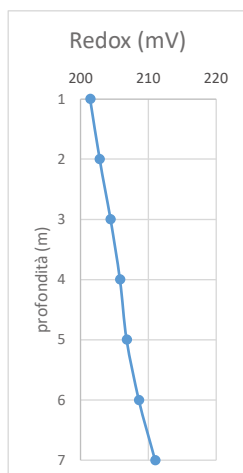
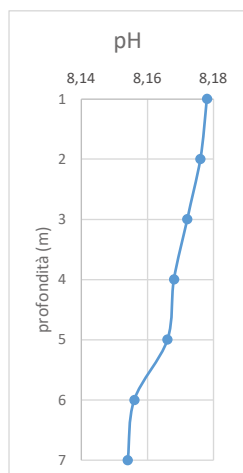
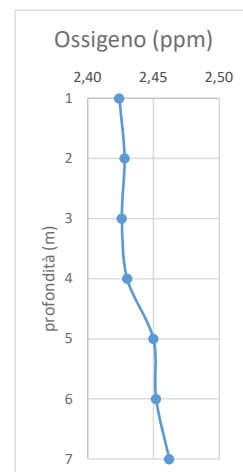
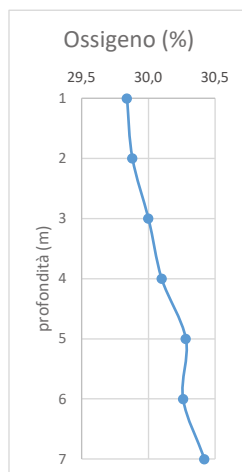
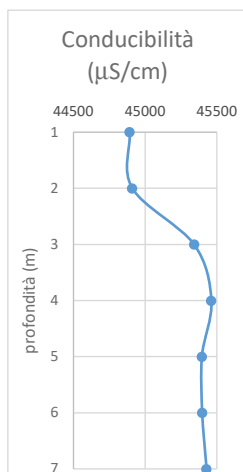
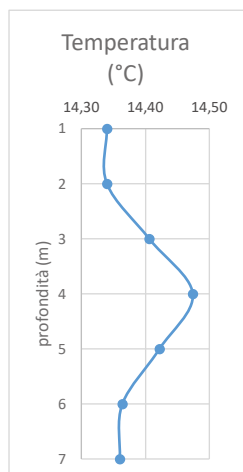


ST03 – 19/03/2019 14:10										
Profondità	Temperatura	Conducibilità	Ossigeno	Ossigeno	pH	Potenziale Red-ox	Torbidità	Clorofilla 'a'	direzione corrente	velocità corrente
m	°C	μS/cm	%	ppm	-	mV	NTU	mg/m ³	-	m/s
1	14,35	44966	28,9	2,35	8,20	187,80	1,1	1,94	N	0,1
2	14,33	44970	29,2	2,37	8,19	191,00	1,0	1,96		
3	14,33	45010	29,1	2,36	8,18	194,40	1,0	1,88		
4	14,38	45264	29,3	2,37	8,18	196,40	1,1	2,22		
5	14,39	45462	29,5	2,38	8,17	198,60	1,1	2,82		
6	14,40	45634	29,4	2,38	8,17	199,60	1,2	3,28		
7	14,31	45586	29,9	2,41	8,16	201,20	1,4	3,66		
8	14,31	45652	30,0	2,43	8,16	202,20	1,5	3,12		

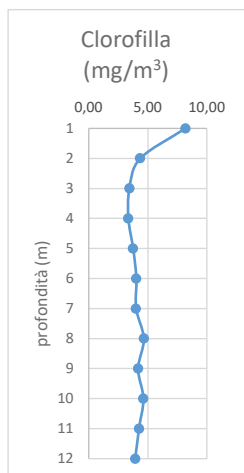
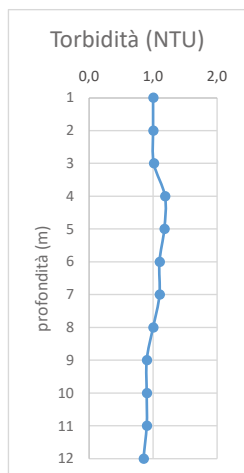
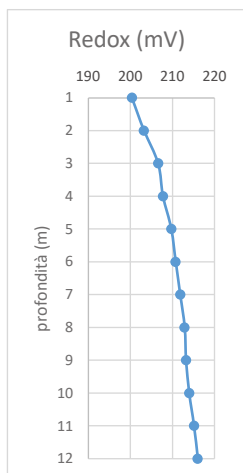
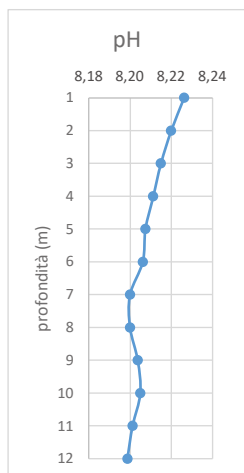
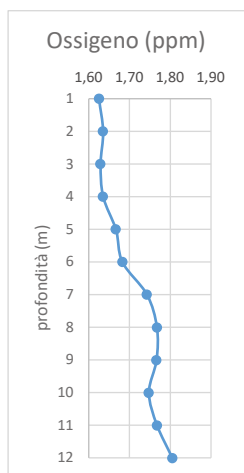
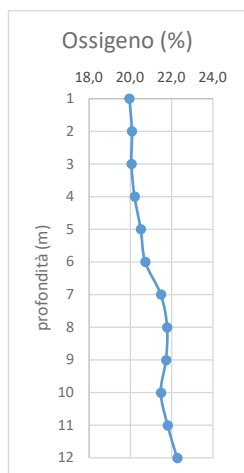
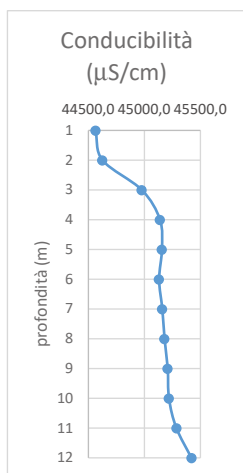
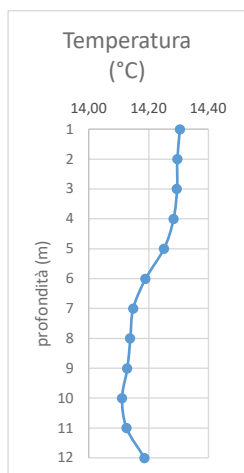


ST04 – 19/03/2019 13:55

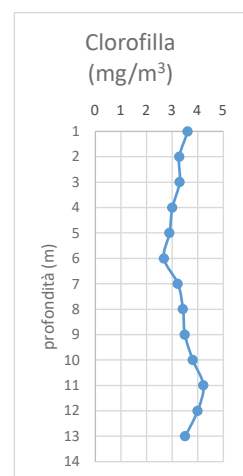
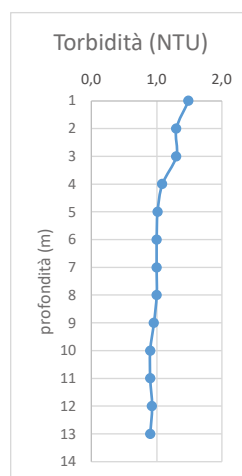
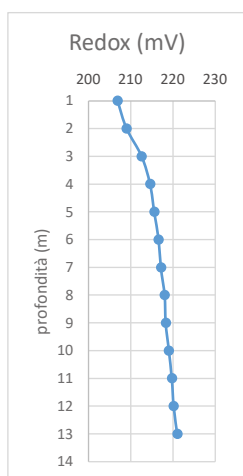
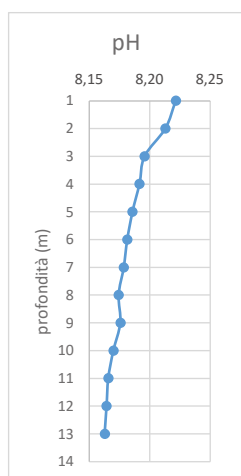
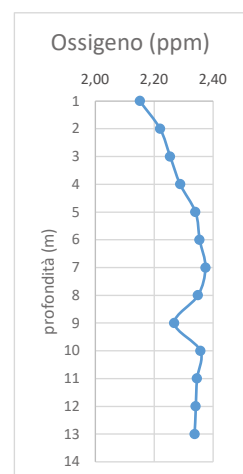
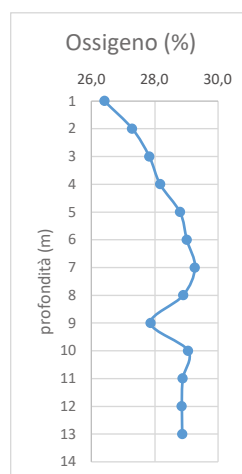
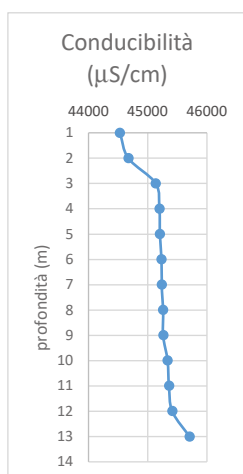
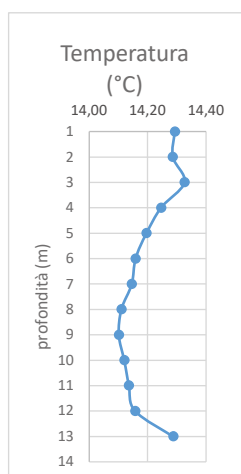
Profondità	Temperatura	Conducibilità	Ossigeno	Ossigeno	pH	Potenziale Red-ox	Torbidità	Clorofilla 'a'	direzione corrente	velocità corrente
m	°C	μS/cm	%	ppm	-	mV	NTU	mg/m ³	-	m/s
1	14,34	44892	29,8	2,42	8,18	201,40	1,0	2,26	N	0,1
2	14,34	44910	29,9	2,43	8,18	202,80	1,0	2,46		
3	14,41	45342	30,0	2,43	8,17	204,40	1,1	3,02		
4	14,47	45462	30,1	2,43	8,17	205,80	1,3	3,72		
5	14,42	45396	30,3	2,45	8,17	206,80	1,4	3,50		
6	14,36	45398	30,3	2,45	8,16	208,60	1,4	3,50		
7	14,36	45428	30,4	2,46	8,15	211,00	1,3	5,24		



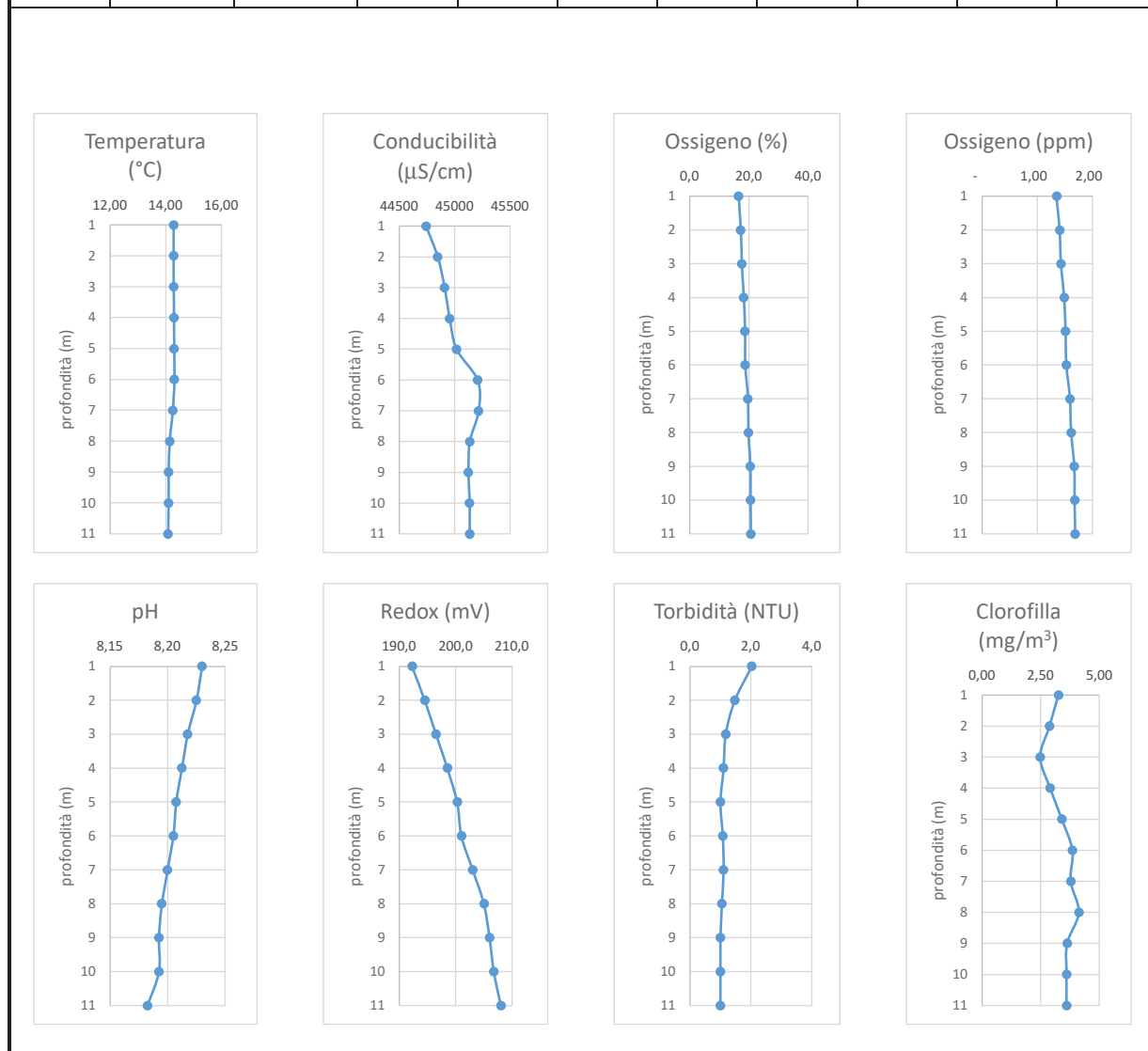
ST05 – 19/03/2019 13:30										
Profondità	Temperatura	Conducibilità	Ossigeno	Ossigeno	pH	Potenziale Red-ox	Torbidità	Clorofilla 'a'	direzione corrente	velocità corrente
m	°C	μS/cm	%	ppm	-	mV	NTU	mg/m ³	-	m/s
1	14,31	44565,0	20,0	1,63	8,23	200,38	1,0	8,19	NW	0,3
2	14,30	44626,3	20,1	1,64	8,22	203,25	1,0	4,35		
3	14,30	44977,5	20,1	1,63	8,22	206,63	1,0	3,44		
4	14,28	45140,0	20,2	1,64	8,21	207,75	1,2	3,35		
5	14,25	45157,5	20,5	1,67	8,21	209,75	1,2	3,75		
6	14,19	45131,3	20,7	1,68	8,21	210,75	1,1	4,03		
7	14,15	45160,0	21,5	1,74	8,20	211,88	1,1	4,00		
8	14,14	45180,0	21,8	1,77	8,20	212,88	1,0	4,66		
9	14,13	45208,8	21,7	1,77	8,20	213,25	0,9	4,18		
10	14,11	45220,0	21,5	1,75	8,21	214,00	0,9	4,63		
11	14,13	45286,3	21,8	1,77	8,20	215,13	0,9	4,25		
12	14,19	45421,3	22,3	1,81	8,20	216,00	0,9	3,93		



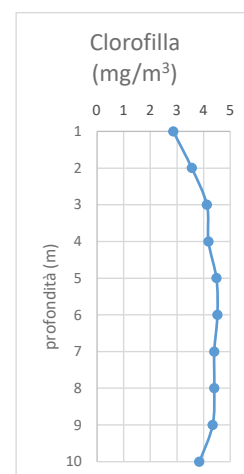
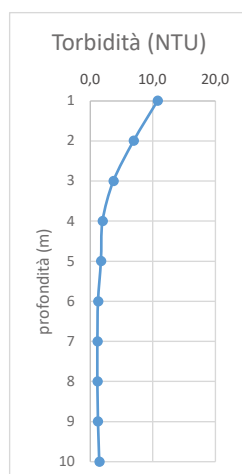
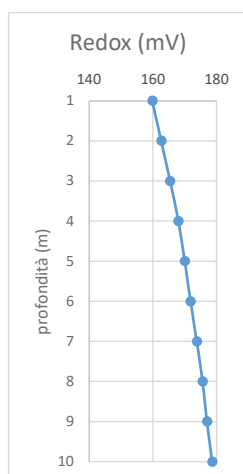
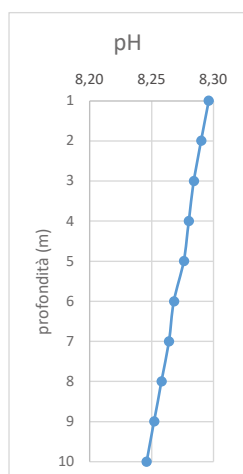
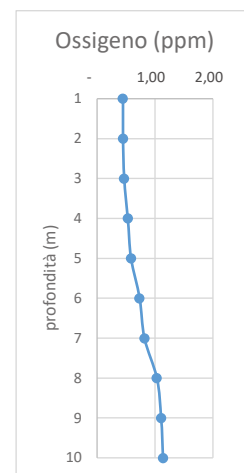
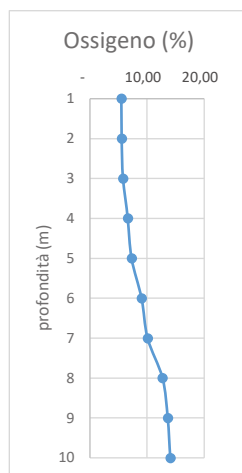
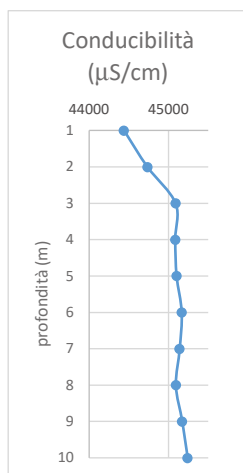
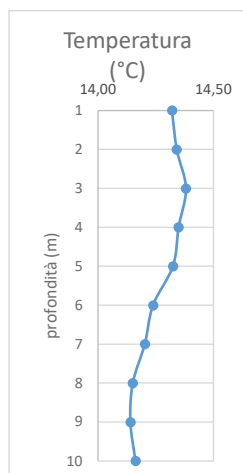
ST06 – 19/03/2019 13:40										
Profondità	Temperatura	Conducibilità	Ossigeno	Ossigeno	pH	Potenziale Red-ox	Torbidità	Clorofilla 'a'	direzione corrente	velocità corrente
m	°C	μS/cm	%	ppm	-	mV	NTU	mg/m ³	-	m/s
1	14,29	44528,57	26,4	2,15	8,22	206,86	1,5	3,61	NW	0,3
2	14,29	44671,43	27,3	2,22	8,21	209,00	1,3	3,29		
3	14,33	45132,86	27,8	2,25	8,20	212,57	1,3	3,30		
4	14,25	45195,71	28,2	2,29	8,19	214,57	1,1	3,01		
5	14,20	45201,43	28,8	2,34	8,19	215,57	1,0	2,90		
6	14,16	45228,57	29,0	2,35	8,18	216,57	1,0	2,69		
7	14,15	45234,29	29,3	2,37	8,18	217,14	1,0	3,23		
8	14,11	45257,14	28,9	2,35	8,17	218,00	1,0	3,43		
9	14,10	45258,57	27,9	2,27	8,18	218,29	1,0	3,50		
10	14,12	45332,86	29,1	2,36	8,17	219,00	0,9	3,81		
11	14,14	45355,71	28,9	2,35	8,17	219,71	0,9	4,23		
12	14,16	45411,43	28,9	2,34	8,16	220,14	0,9	4,00		
13	14,29	45705,71	28,9	2,34	8,16	221,00	0,9	3,51		



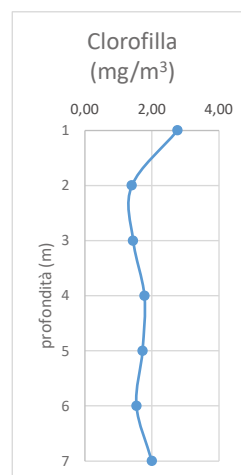
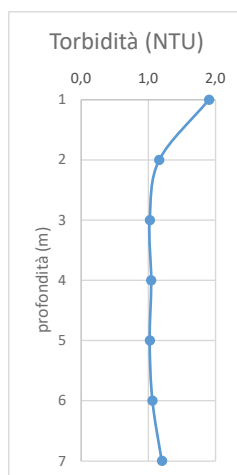
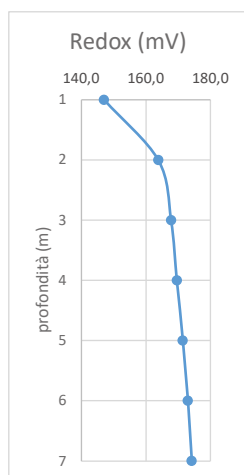
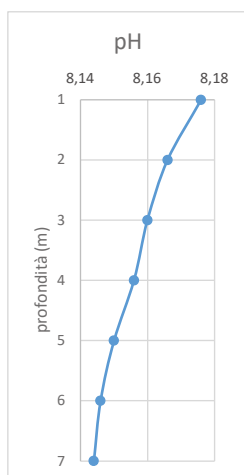
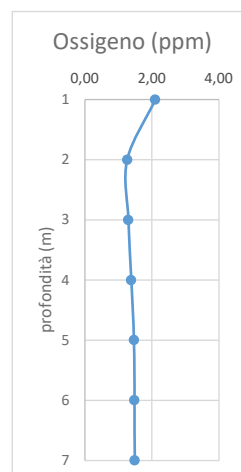
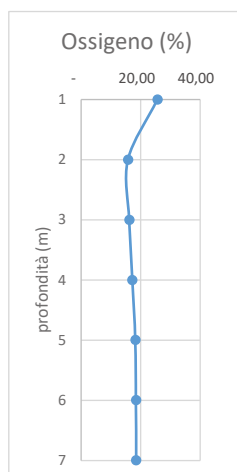
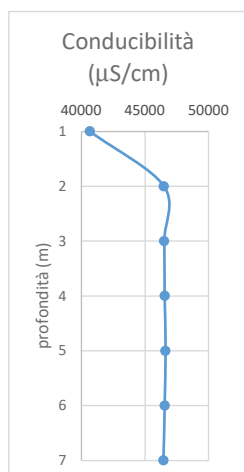
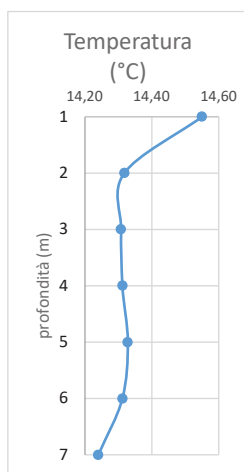
ST07 – 19/03/2019 13:20										
Profondità	Temperatura	Conducibilità	Ossigeno	Ossigeno	pH	Potenziale Red-ox	Torbidità	Clorofilla 'a'	direzione corrente	velocità corrente
m	°C	μS/cm	%	ppm	-	mV	NTU	mg/m ³	-	m/s
1	14,29	44742,5	16,5	1,35	8,23	192,25	2,0	3,25	NW	0,3
2	14,29	44847,5	17,3	1,40	8,23	194,50	1,5	2,88		
3	14,29	44910	17,6	1,43	8,22	196,50	1,2	2,48		
4	14,30	44955	18,3	1,49	8,21	198,50	1,1	2,90		
5	14,30	45017,5	18,7	1,51	8,21	200,25	1,0	3,40		
6	14,31	45207,5	18,8	1,53	8,21	201,00	1,1	3,85		
7	14,26	45217,5	19,7	1,59	8,20	203,00	1,1	3,78		
8	14,15	45137,5	19,9	1,61	8,20	205,00	1,1	4,13		
9	14,11	45125	20,5	1,67	8,19	206,00	1,0	3,63		
10	14,11	45135	20,6	1,68	8,19	206,75	1,0	3,60		
11	14,09	45137,5	20,7	1,69	8,18	208,00	1,0	3,60		



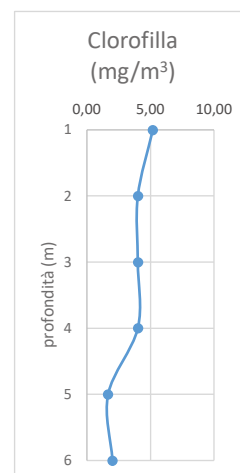
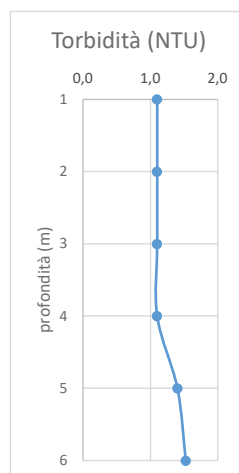
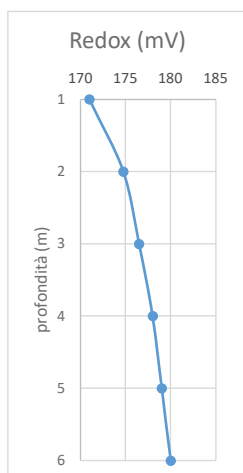
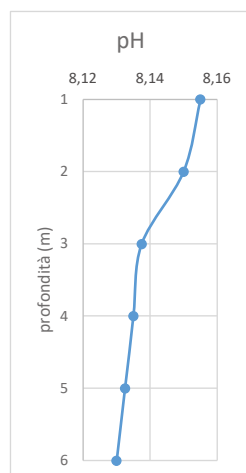
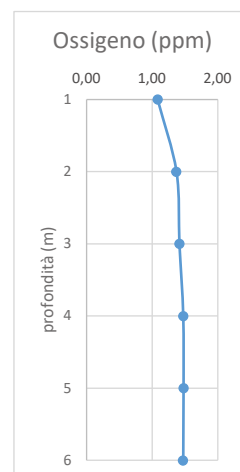
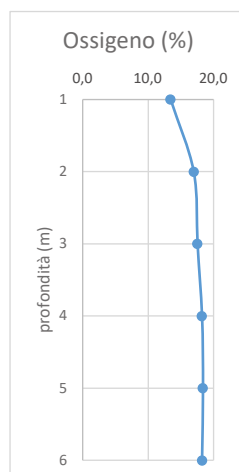
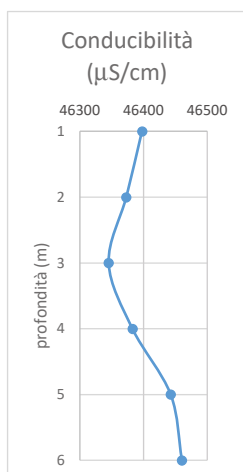
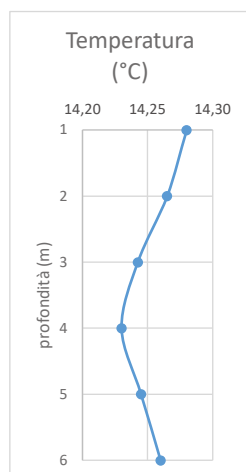
ST08 – 19/03/2019 13:00										
Profondità	Temperatura	Conducibilità	Ossigeno	Ossigeno	pH	Potenziale Red-ox	Torbidità	Clorofilla 'a'	direzione corrente	velocità corrente
m	°C	μS/cm	%	ppm	-	mV	NTU	mg/m ³	-	m/s
1	14,32	44438	5,52	0,45	8,30	159,8	10,8	2,86	NW	0,3
2	14,34	44734	5,56	0,45	8,29	162,6	6,9	3,56		
3	14,38	45090	5,80	0,47	8,28	165,4	3,7	4,12		
4	14,35	45084	6,62	0,53	8,28	168	2,0	4,18		
5	14,32	45102	7,30	0,59	8,28	170	1,7	4,48		
6	14,24	45166	9,06	0,74	8,27	171,8	1,2	4,52		
7	14,20	45140	10,10	0,82	8,26	173,8	1,2	4,40		
8	14,15	45092	12,72	1,03	8,26	175,6	1,2	4,40		
9	14,14	45172	13,64	1,11	8,25	177	1,2	4,34		
10	14,16	45240	14,08	1,14	8,25	178,6	1,5	3,84		



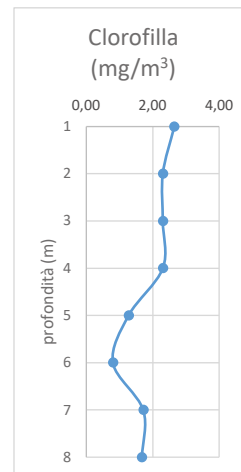
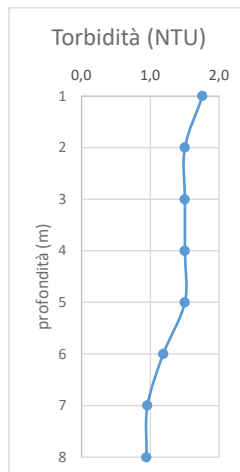
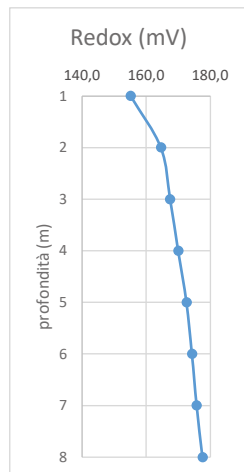
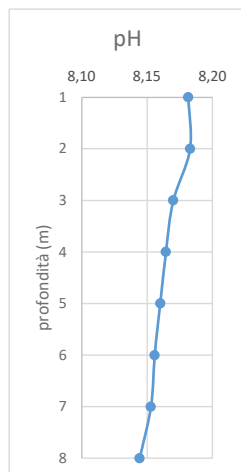
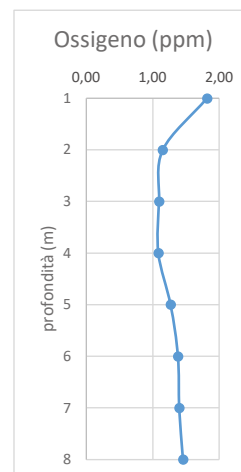
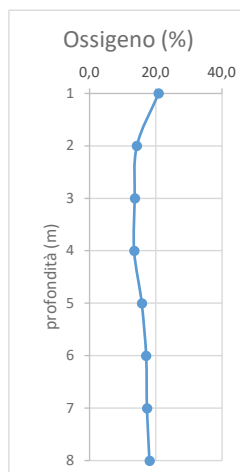
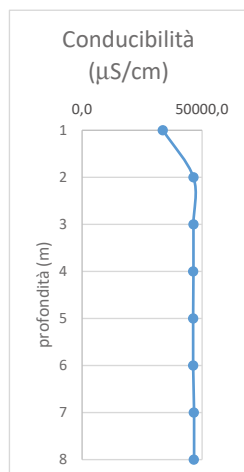
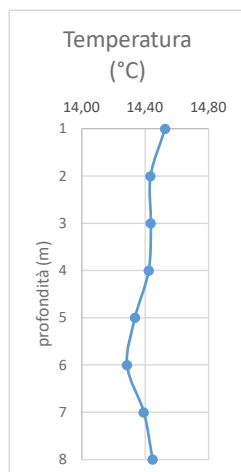
ST01 – 21/03/2019 09:30										
Profondità	Temperatura	Conducibilità	Ossigeno	Ossigeno	pH	Potenziale Red-ox	Torbidità	Clorofilla 'a'	direzione corrente	velocità corrente
m	°C	μS/cm	%	ppm	-	mV	NTU	mg/m ³	-	m/s
1	14,55	40670	25,60	2,10	8,18	147,0	1,9	2,76	N	0,1
2	14,32	46496	15,72	1,26	8,17	163,8	1,2	1,40		
3	14,31	46520	16,16	1,30	8,16	167,8	1,0	1,44		
4	14,31	46560	17,18	1,38	8,16	169,6	1,0	1,78		
5	14,33	46616	18,20	1,46	8,15	171,4	1,0	1,72		
6	14,31	46562	18,40	1,48	8,15	173,0	1,1	1,54		
7	14,24	46458	18,46	1,49	8,14	174,2	1,2	2,00		



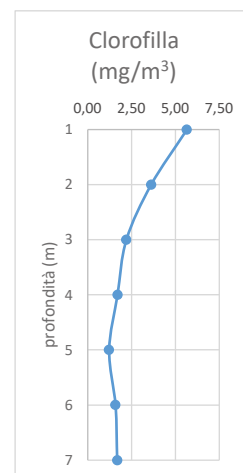
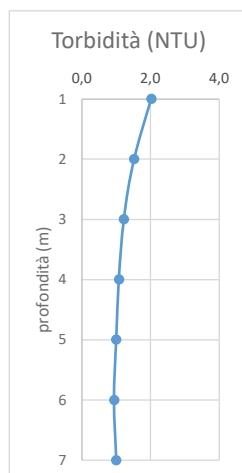
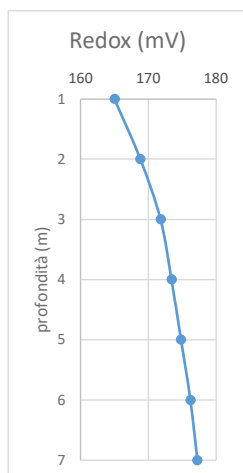
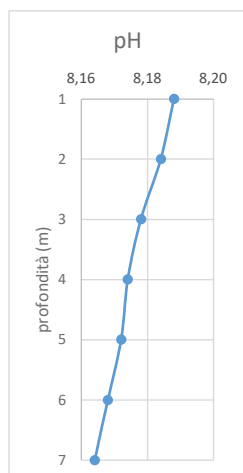
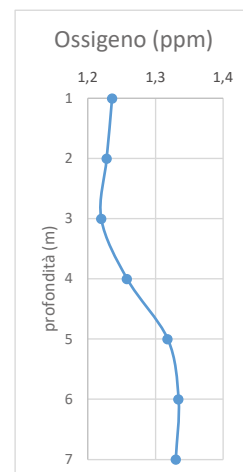
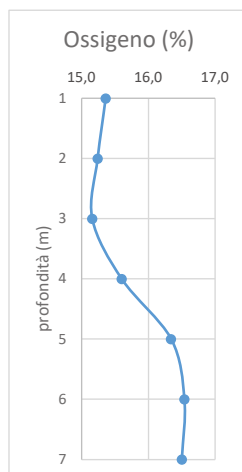
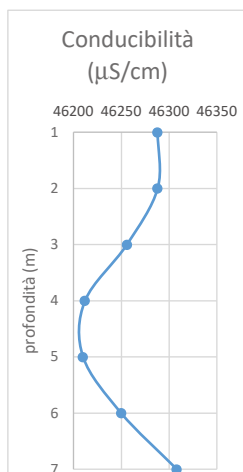
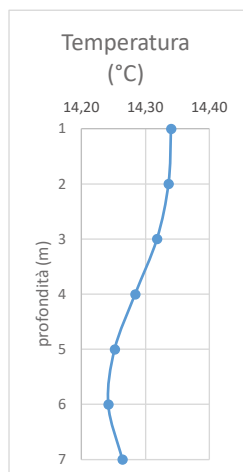
ST02 – 21/03/2019 09:40										
Profondità	Temperatura	Conducibilità	Ossigeno	Ossigeno	pH	Potenziale Red-ox	Torbidità	Clorofilla 'a'	direzione corrente	velocità corrente
m	°C	μS/cm	%	ppm	-	mV	NTU	mg/m ³	-	m/s
1	14,28	46398	13,5	1,09	8,16	171	1,1	5,18	N	0,1
2	14,27	46373	17,0	1,37	8,15	174,75	1,1	4,00		
3	14,24	46345	17,6	1,42	8,14	176,5	1,1	4,00		
4	14,23	46383	18,3	1,48	8,14	178	1,1	4,00		
5	14,25	46443	18,4	1,48	8,13	179	1,4	1,65		
6	14,26	46460	18,3	1,47	8,13	180	1,5	2,00		



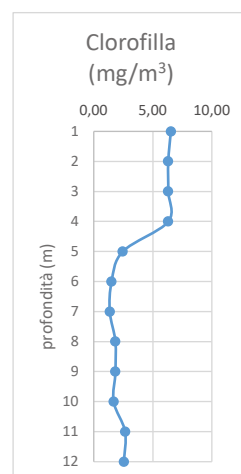
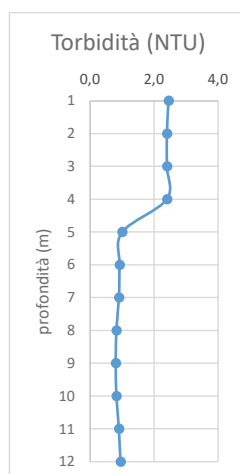
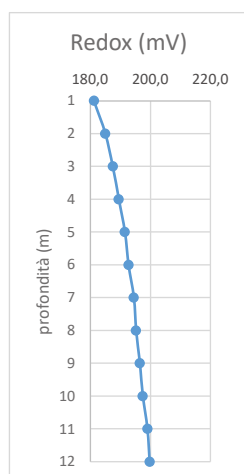
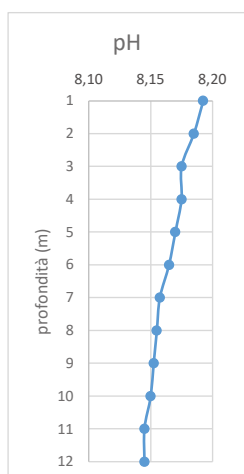
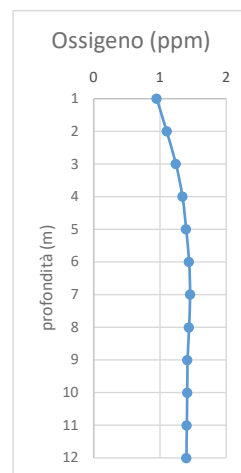
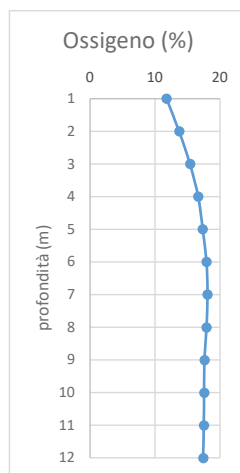
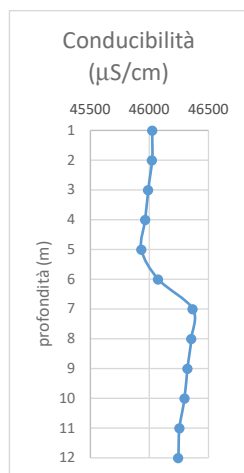
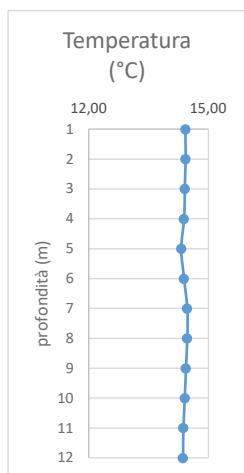
ST03 - 21/03/2019 09:10										
Profondità	Temperatura	Conducibilità	Ossigeno	Ossigeno	pH	Potenziale Red-ox	Torbidità	Clorofilla 'a'	direzione corrente	velocità corrente
m	°C	μS/cm	%	ppm	-	mV	NTU	mg/m ³	-	m/s
1	14,53	33710,4	20,8	1,82	8,18	155,14	1,8	2,64	N	0,1
2	14,43	46452,9	14,3	1,15	8,18	164,57	1,5	2,30		
3	14,44	46452,9	13,6	1,09	8,17	167,43	1,5	2,30		
4	14,42	46420,0	13,5	1,08	8,16	170,00	1,5	2,30		
5	14,34	46307,1	15,8	1,27	8,16	172,57	1,5	1,27		
6	14,29	46367,1	17,1	1,38	8,16	174,29	1,2	0,80		
7	14,39	46645,7	17,3	1,40	8,15	175,71	1,0	1,71		
8	14,45	46677,1	18,1	1,46	8,14	177,57	0,9	1,67		



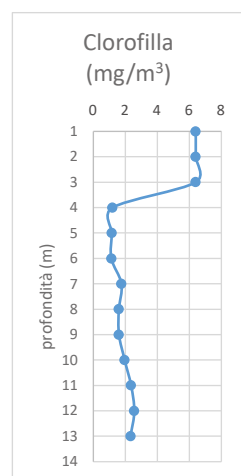
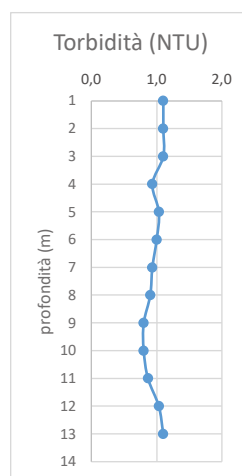
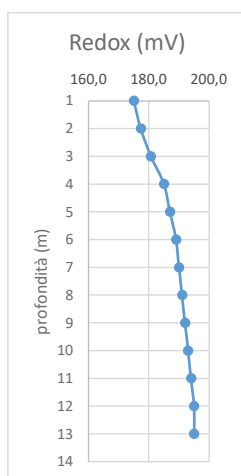
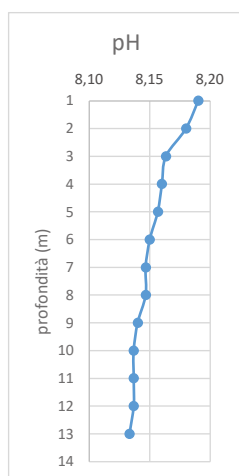
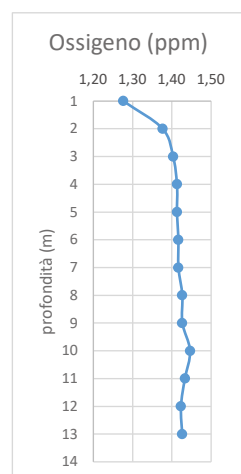
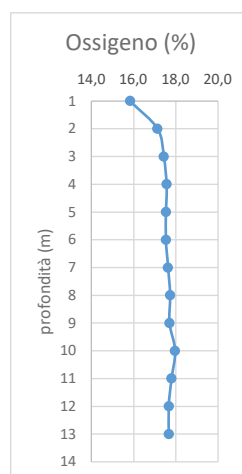
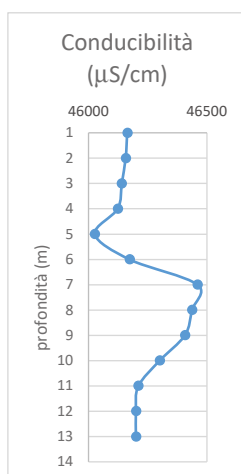
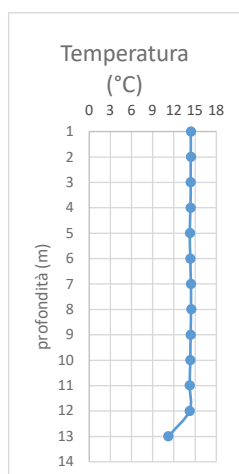
ST04 - 21/03/2019 09:20										
Profondità	Temperatura	Conducibilità	Ossigeno	Ossigeno	pH	Potenziale Red-ox	Torbidità	Clorofilla 'a'	direzione corrente	velocità corrente
m	°C	μS/cm	%	ppm	-	mV	NTU	mg/m ³	-	m/s
1	14,34	46288	15,36	1,236	8,19	165,00	2,0	5,66	N	0,1
2	14,34	46288	15,24	1,228	8,18	168,80	1,5	3,62		
3	14,32	46256	15,16	1,22	8,18	171,80	1,2	2,20		
4	14,28	46212	15,6	1,258	8,17	173,40	1,1	1,70		
5	14,25	46210	16,34	1,318	8,17	174,80	1,0	1,22		
6	14,24	46250	16,54	1,334	8,17	176,20	0,9	1,58		
7	14,26	46308	16,5	1,33	8,16	177,20	1,0	1,68		



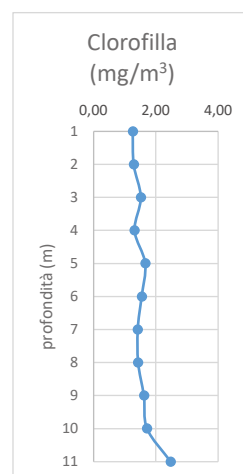
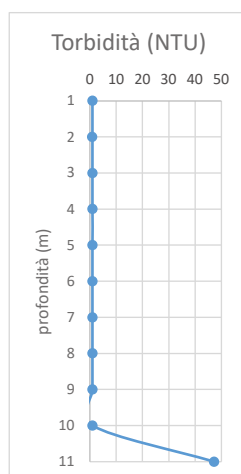
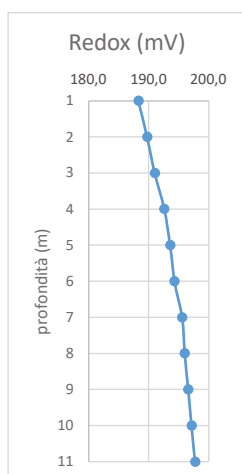
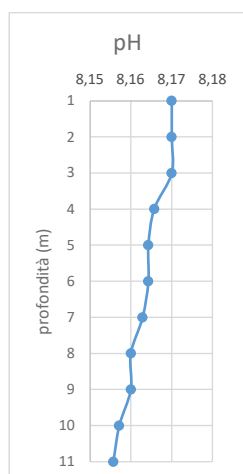
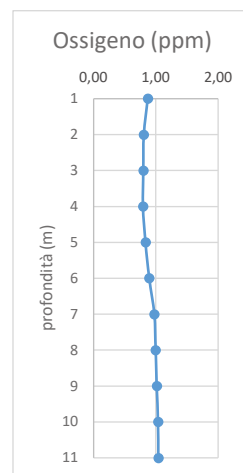
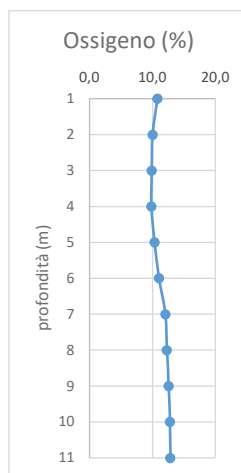
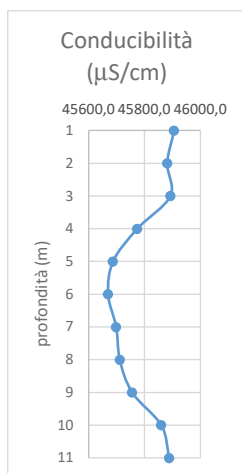
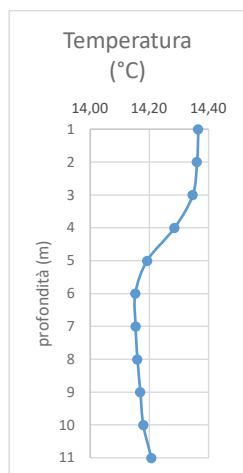
ST05 - 21/03/2019 8:50										
Profondità	Temperatura	Conducibilità	Ossigeno	Ossigeno	pH	Potenziale Red-ox	Torbidità	Clorofilla 'a'	direzione corrente	velocità corrente
m	°C	μS/cm	%	ppm	-	mV	NTU	mg/m ³	-	m/s
1	14,42	46025	11,75	0,95	8,19	181,25	2,5	6,53	N	0,1
2	14,43	46022,5	13,7	1,1025	8,19	185,00	2,4	6,30		
3	14,41	45990	15,375	1,24	8,18	187,50	2,4	6,30		
4	14,39	45965	16,625	1,34	8,18	189,50	2,4	6,30		
5	14,32	45932,5	17,325	1,395	8,17	191,50	1,0	2,45		
6	14,39	46075	17,9	1,44	8,17	192,75	0,9	1,50		
7	14,47	46367,5	18,05	1,455	8,16	194,50	0,9	1,35		
8	14,47	46355	17,9	1,44	8,16	195,25	0,8	1,83		
9	14,44	46322,5	17,6	1,415	8,15	196,50	0,8	1,83		
10	14,41	46297,5	17,55	1,4125	8,15	197,50	0,8	1,68		
11	14,37	46255	17,5	1,405	8,15	199,00	0,9	2,65		
12	14,36	46245	17,4	1,4	8,15	199,75	1,0	2,55		



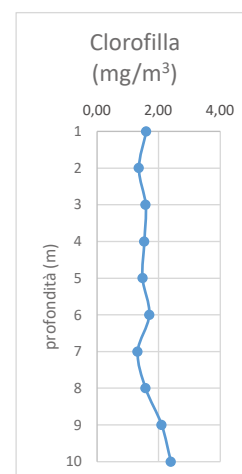
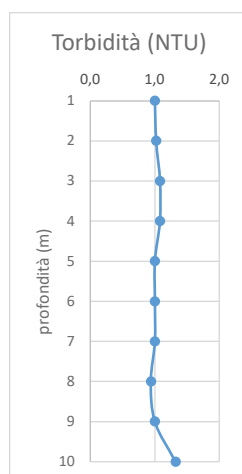
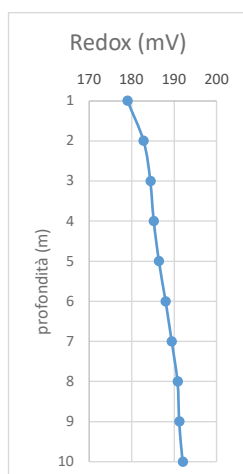
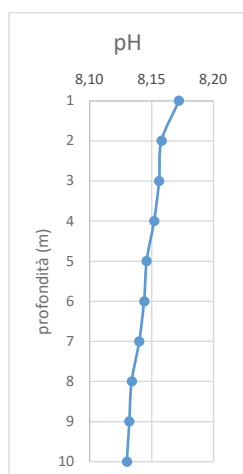
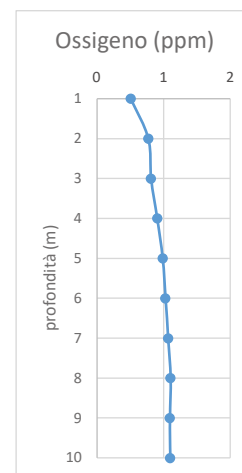
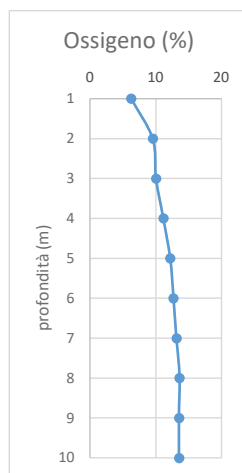
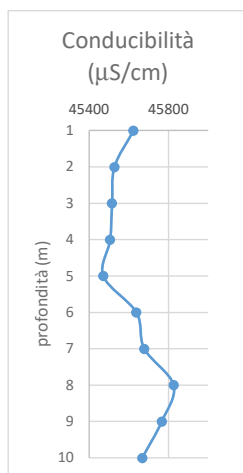
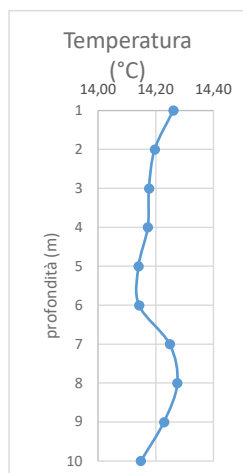
ST06 - 21/03/2019 09:00										
Profondità	Temperatura	Conducibilità	Ossigeno	Ossigeno	pH	Potenziale Red-ox	Torbidità	Clorofilla 'a'	direzione corrente	velocità corrente
m	°C	μS/cm	%	ppm	-	mV	NTU	mg/m ³	-	m/s
1	14,38	46163,3	15,8	1,28	8,19	175,0	1,1	6,40	N	0,1
2	14,39	46156,7	17,1	1,38	8,18	177,3	1,1	6,40		
3	14,36	46140,0	17,4	1,40	8,16	180,7	1,1	6,40		
4	14,34	46123,3	17,6	1,41	8,16	185,0	0,9	1,20		
5	14,24	46026,7	17,5	1,41	8,16	187,0	1,0	1,17		
6	14,31	46173,3	17,5	1,42	8,15	189,0	1,0	1,13		
7	14,40	46460,0	17,6	1,42	8,15	190,0	0,9	1,77		
8	14,42	46436,7	17,7	1,43	8,15	191,0	0,9	1,60		
9	14,36	46406,7	17,7	1,43	8,14	192,0	0,8	1,60		
10	14,31	46300,0	18,0	1,45	8,14	193,0	0,8	1,97		
11	14,22	46210,0	17,8	1,43	8,14	194,0	0,9	2,37		
12	14,19	46200,0	17,7	1,42	8,14	195,0	1,0	2,57		
13	11,18	46200,0	17,67	1,43	8,13	195,0	1,10	2,33		



ST07 -21/03/2019 8:40										
Profondità	Temperatura	Conducibilità	Ossigeno	Ossigeno	pH	Potenziale Red-ox	Torbidità	Clorofilla 'a'	direzione corrente	velocità corrente
m	°C	μS/cm	%	ppm	-	mV	NTU	mg/m ³	-	m/s
1	14,37	45905,7	10,8	0,87	8,17	188,3	1,0	1,26	N	0,1
2	14,36	45881,4	10,0	0,81	8,17	189,7	0,9	1,29		
3	14,35	45892,9	9,9	0,80	8,17	191,0	1,0	1,51		
4	14,29	45774,3	9,8	0,79	8,17	192,6	1,0	1,31		
5	14,19	45687,1	10,3	0,83	8,16	193,6	1,0	1,66		
6	14,15	45670,0	11,0	0,89	8,16	194,3	1,0	1,54		
7	14,15	45698,6	12,0	0,97	8,16	195,6	1,0	1,41		
8	14,16	45711,4	12,3	1,00	8,16	196,0	1,0	1,43		
9	14,17	45755,7	12,6	1,01	8,16	196,6	1,0	1,61		
10	14,18	45860,0	12,8	1,03	8,16	197,1	1,0	1,71		
11	14,21	45888,6	12,8	1,04	8,16	197,7	47,3	2,47		

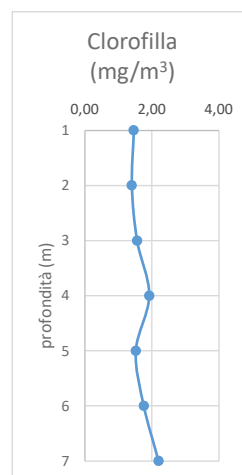
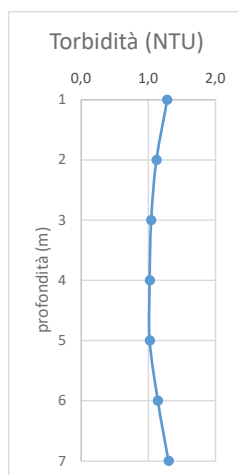
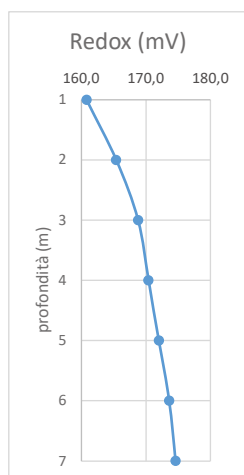
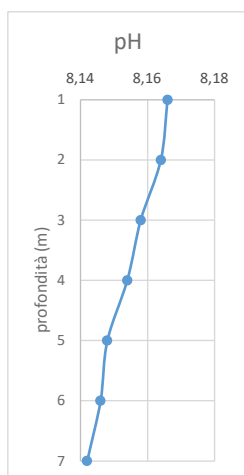
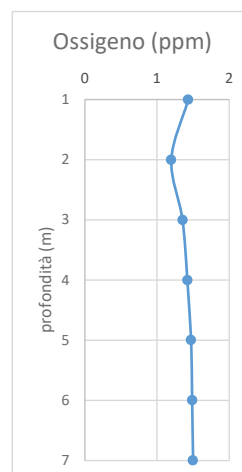
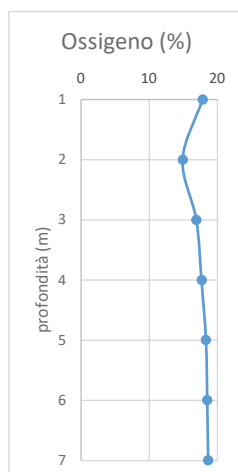
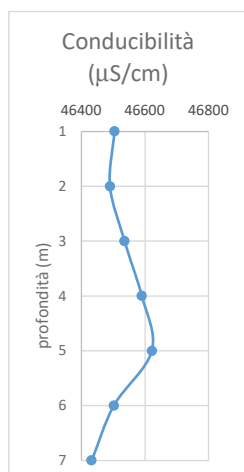
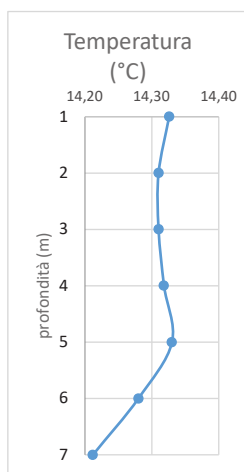


ST08 – 21/03/2019 8:30										
Profondità	Temperatura	Conducibilità	Ossigeno	Ossigeno	pH	Potenziale Red-ox	Torbidità	Clorofilla 'a'	direzione corrente	velocità corrente
m	°C	μS/cm	%	ppm	-	mV	NTU	mg/m ³	-	m/s
1	14,26	45624	6,26	0,506	8,17	179	1,0	1,60	N	0,1
2	14,20	45528	9,54	0,772	8,16	182,8	1,0	1,36		
3	14,18	45516	10,04	0,812	8,16	184,4	1,1	1,58		
4	14,17	45506	11,16	0,904	8,15	185,2	1,1	1,54		
5	14,14	45472	12,2	0,988	8,15	186,4	1,0	1,48		
6	14,14	45638	12,7	1,028	8,14	188	1,0	1,70		
7	14,25	45678	13,16	1,068	8,14	189,4	1,0	1,32		
8	14,27	45826	13,62	1,104	8,13	190,8	0,9	1,58		
9	14,23	45766	13,54	1,094	8,13	191,2	1,0	2,10		
10	14,15	45668	13,54	1,1	8,13	192	1,3	2,40		

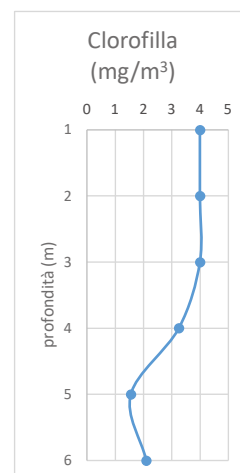
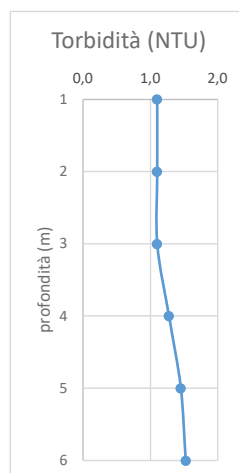
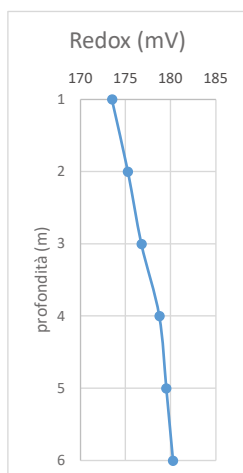
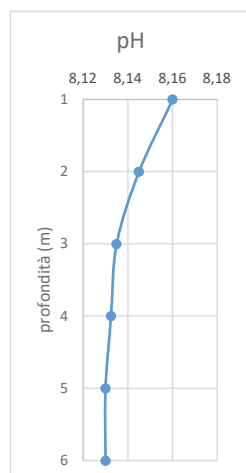
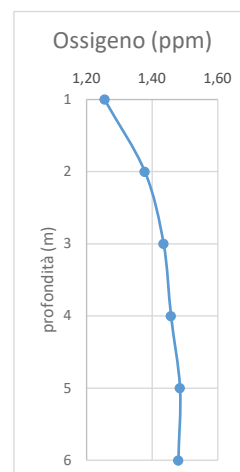
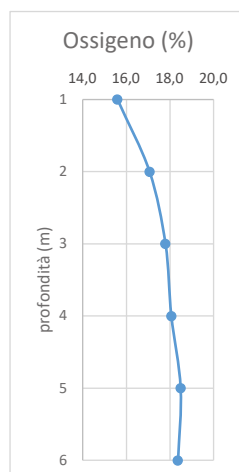
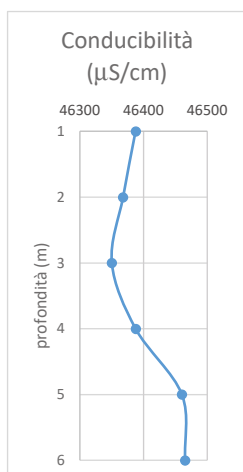
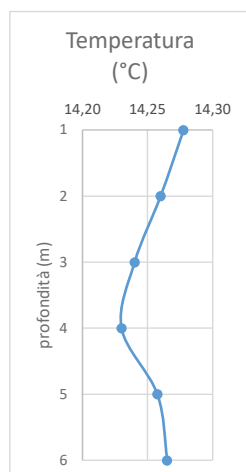


ST01 -21/03/2019 14:30

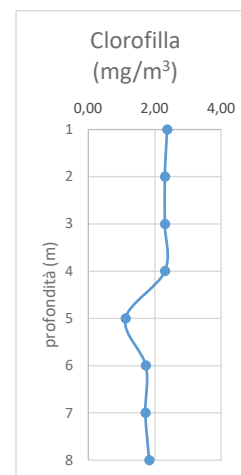
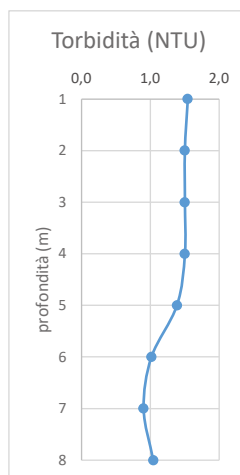
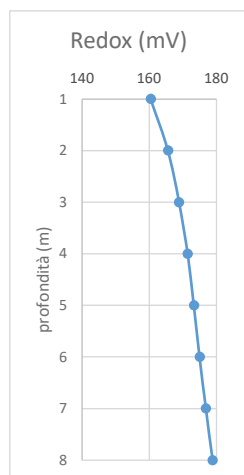
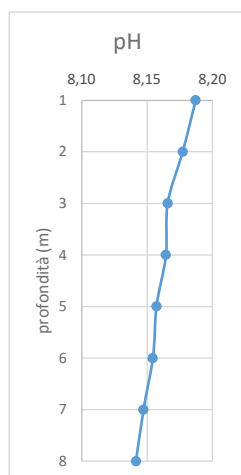
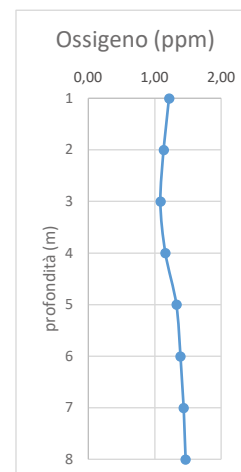
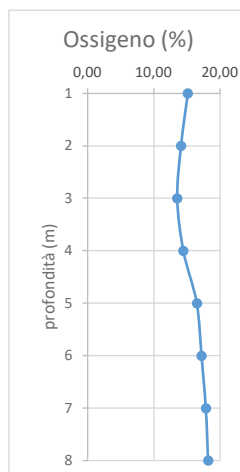
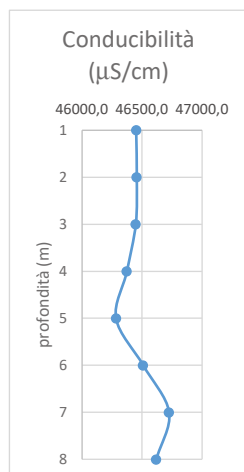
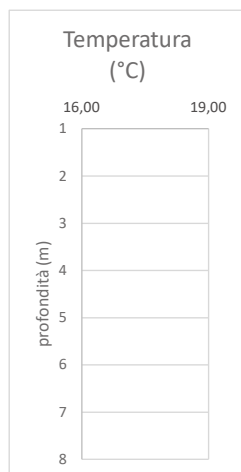
Profondità	Temperatura	Conducibilità	Ossigeno	Ossigeno	pH	Potenziale Red-ox	Torbidità	Clorofilla 'a'	direzione corrente	velocità corrente
m	°C	μS/cm	%	ppm	-	mV	NTU	mg/m ³	-	m/s
1	14,33	46504	17,8	1,432	8,17	160,8	1,3	1,46	N	0,1
2	14,31	46490	14,88	1,198	8,16	165,4	1,1	1,40		
3	14,31	46536	16,88	1,354	8,16	168,8	1,0	1,56		
4	14,32	46590	17,64	1,42	8,15	170,4	1,0	1,92		
5	14,33	46622	18,28	1,472	8,15	172,0	1,0	1,52		
6	14,28	46502	18,48	1,488	8,15	173,6	1,1	1,76		
7	14,21	46432	18,62	1,498	8,14	174,6	1,3	2,20		



ST02 – 21/03/2019 14:40										
Profondità	Temperatura	Conducibilità	Ossigeno	Ossigeno	pH	Potenziale Red-ox	Torbidità	Clorofilla 'a'	direzione corrente	velocità corrente
m	°C	μS/cm	%	ppm	-	mV	NTU	mg/m ³	-	m/s
1	14,28	46388	15,6	1,26	8,16	173,5	1,1	4,00	N	0,1
2	14,26	46368	17,1	1,38	8,15	175,25	1,1	4,00		
3	14,24	46350	17,8	1,44	8,14	176,75	1,1	4,00		
4	14,23	46388	18,1	1,46	8,13	178,75	1,3	3,25		
5	14,26	46460	18,5	1,49	8,13	179,5	1,5	1,55		
6	14,27	46465	18,4	1,48	8,13	180,25	1,5	2,10		

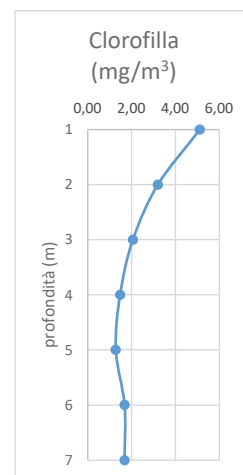
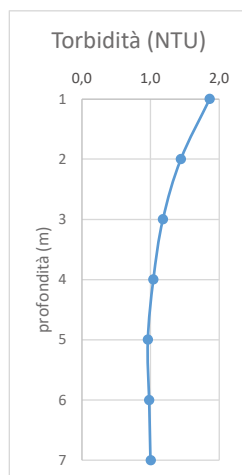
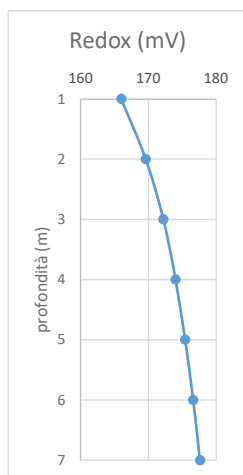
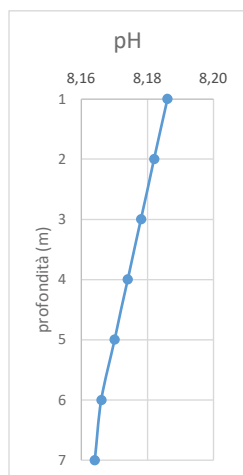
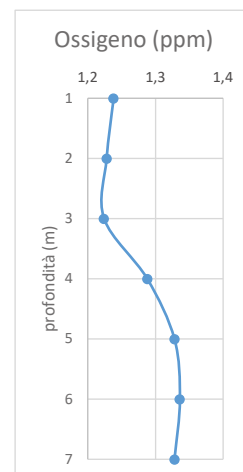
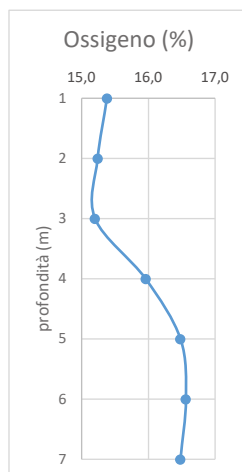
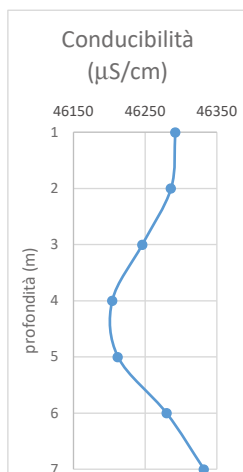
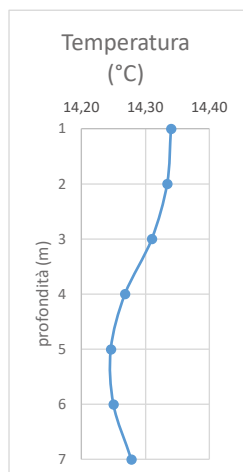


ST03 - 21/03/2019 14:10										
Profondità	Temperatura	Conducibilità	Ossigeno	Ossigeno	pH	Potenziale Red-ox	Torbidità	Clorofilla 'a'	direzione corrente	velocità corrente
m	°C	μS/cm	%	ppm	-	mV	NTU	mg/m ³	-	m/s
1	14,44	46451,4	15,11	1,21	8,19	160,43	1,5	2,37	N	0,1
2	14,44	46455,7	14,09	1,13	8,18	165,57	1,5	2,30		
3	14,43	46447,1	13,51	1,08	8,17	168,86	1,5	2,30		
4	14,39	46372,9	14,43	1,16	8,16	171,43	1,5	2,30		
5	14,30	46282,9	16,47	1,33	8,16	173,29	1,4	1,11		
6	14,33	46508,6	17,17	1,38	8,15	175,00	1,0	1,73		
7	14,47	46725,7	17,83	1,43	8,15	176,86	0,9	1,71		
8	14,39	46618,6	18,19	1,46	8,14	178,86	1,0	1,83		

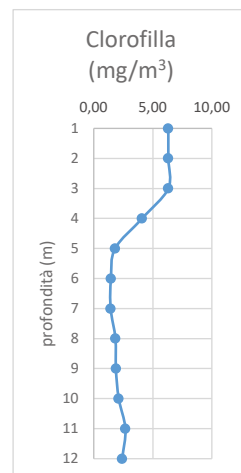
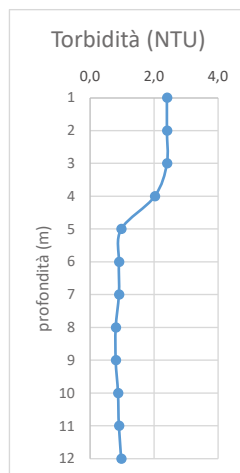
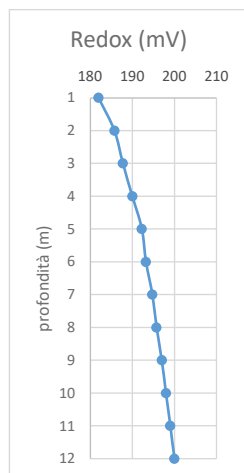
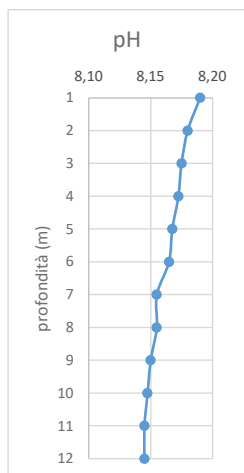
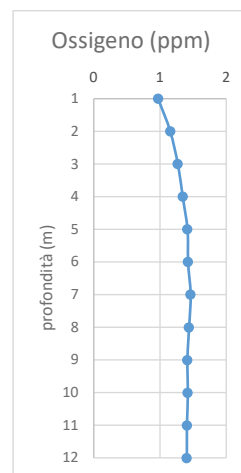
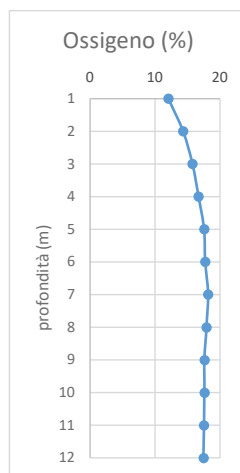
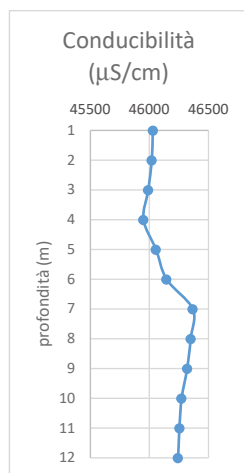
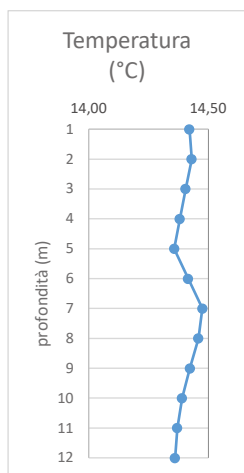


ST04 – 21/03/2019 14:20

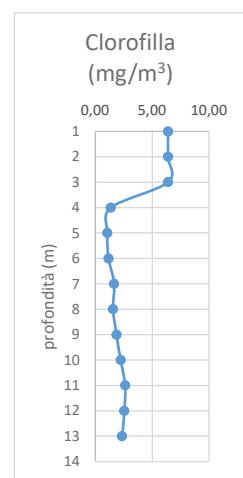
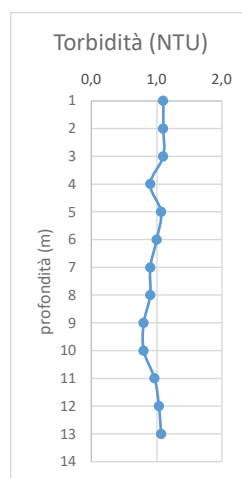
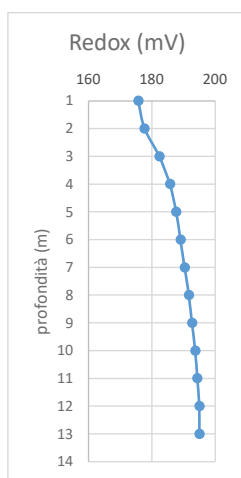
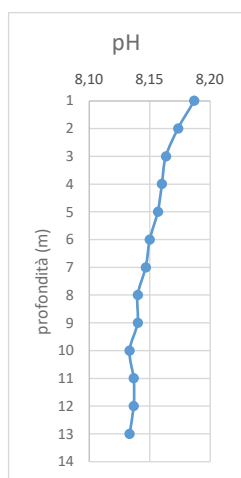
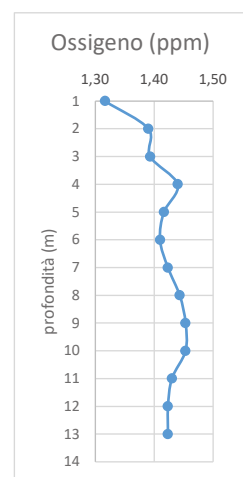
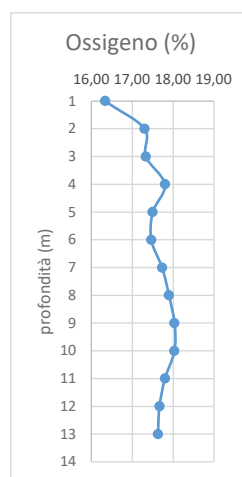
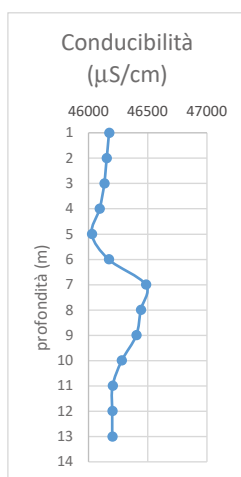
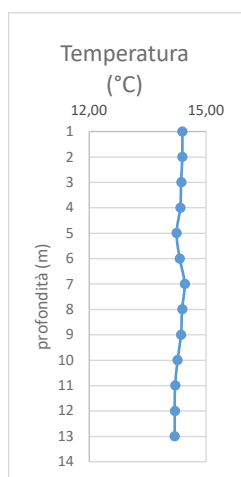
Profondità	Temperatura	Conducibilità	Ossigeno	Ossigeno	pH	Potenziale Red-ox	Torbidità	Clorofilla 'a'	direzione corrente	velocità corrente
m	°C	μS/cm	%	ppm	-	mV	NTU	mg/m ³	-	m/s
1	14,34	46292	15,38	1,238	8,19	166,00	1,9	5,12	N	0,1
2	14,33	46286	15,24	1,228	8,18	169,60	1,4	3,20		
3	14,31	46246	15,2	1,224	8,18	172,20	1,2	2,06		
4	14,27	46204	15,96	1,288	8,17	174,00	1,0	1,48		
5	14,25	46212	16,48	1,328	8,17	175,40	1,0	1,28		
6	14,25	46280	16,56	1,336	8,17	176,60	1,0	1,68		
7	14,28	46332	16,48	1,328	8,16	177,60	1,0	1,68		



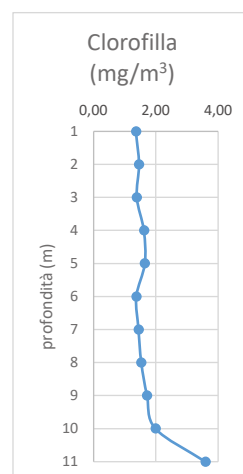
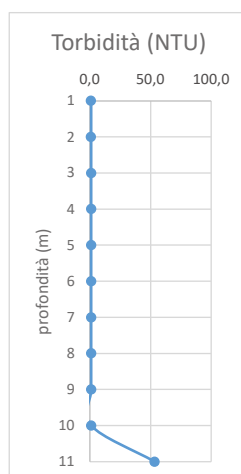
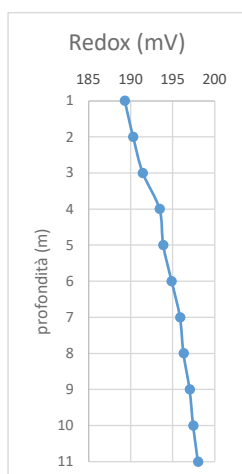
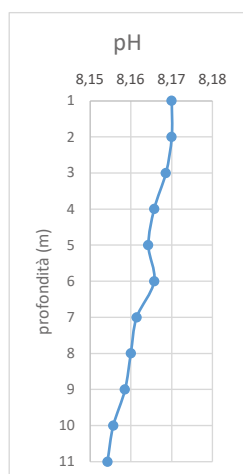
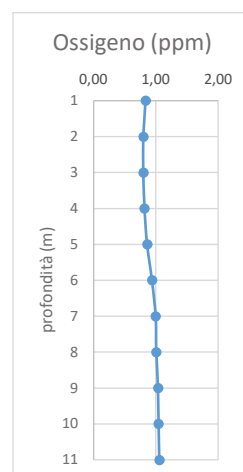
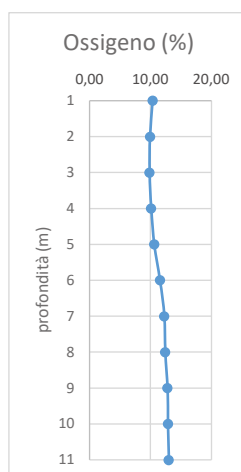
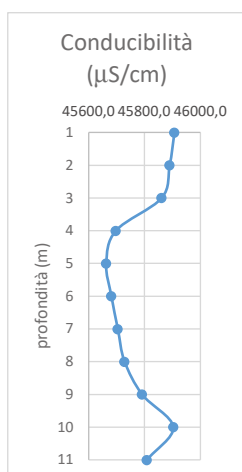
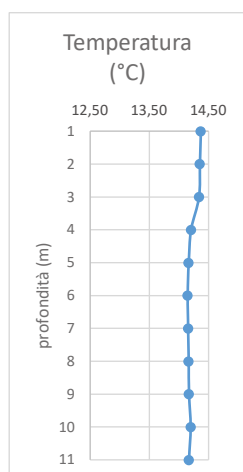
ST05 - 21/03/2019 13:50										
Profondità	Temperatura	Conducibilità	Ossigeno	Ossigeno	pH	Potenziale Red-ox	Torbidità	Clorofilla 'a'	direzione corrente	velocità corrente
m	°C	μS/cm	%	ppm	-	mV	NTU	mg/m ³	-	m/s
1	14,42	46030	12,05	0,9725	8,19	182,00	2,4	6,30	N	0,1
2	14,43	46020	14,325	1,155	8,18	185,75	2,4	6,30		
3	14,41	45990	15,75	1,27	8,18	187,75	2,4	6,30		
4	14,38	45950	16,675	1,345	8,17	190,00	2,0	4,08		
5	14,36	46055	17,55	1,415	8,17	192,25	1,0	1,80		
6	14,42	46145	17,7	1,425	8,17	193,25	0,9	1,45		
7	14,48	46367,5	18,15	1,4625	8,16	194,75	0,9	1,43		
8	14,46	46350	17,9	1,44	8,16	195,75	0,8	1,83		
9	14,42	46320	17,6	1,415	8,15	197,00	0,8	1,88		
10	14,39	46272,5	17,6	1,42	8,15	198,00	0,9	2,10		
11	14,37	46255	17,525	1,4075	8,15	199,00	0,9	2,68		
12	14,36	46242,5	17,45	1,405	8,15	200,00	1,0	2,40		



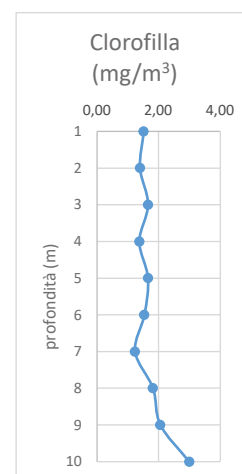
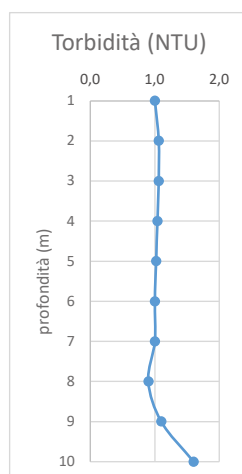
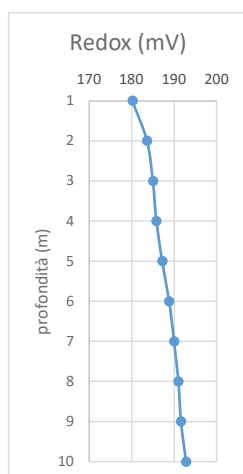
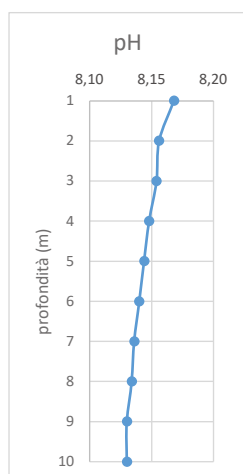
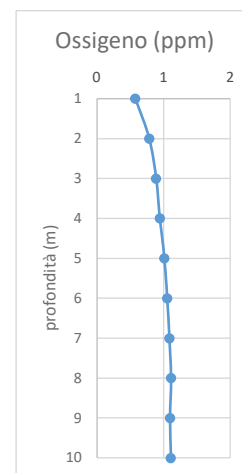
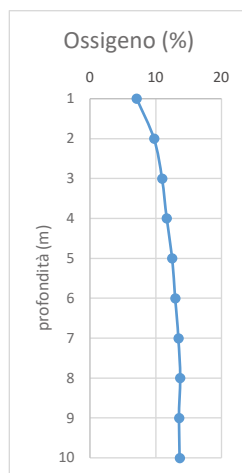
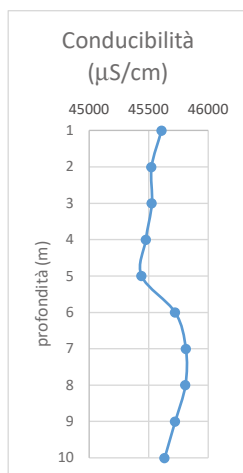
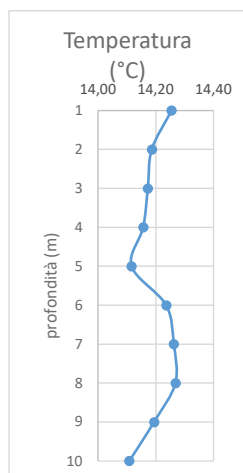
ST06 - 21/03/2019 14:00										
Profondità	Temperatura	Conducibilità	Ossigeno	Ossigeno	pH	Potenziale Red-ox	Torbidità	Clorofilla 'a'	direzione corrente	velocità corrente
m	°C	μS/cm	%	ppm	-	mV	NTU	mg/m ³	-	m/s
1	14,39	46173,3	16,33	1,32	8,19	175,67	1,1	6,40	N	0,1
2	14,39	46153,3	17,30	1,39	8,17	177,67	1,1	6,40		
3	14,36	46133,3	17,33	1,39	8,16	182,33	1,1	6,40		
4	14,33	46093,3	17,80	1,44	8,16	185,67	0,9	1,37		
5	14,24	46026,7	17,50	1,42	8,16	187,67	1,1	1,07		
6	14,32	46170,0	17,47	1,41	8,15	189,00	1,0	1,17		
7	14,45	46483,3	17,73	1,42	8,15	190,33	0,9	1,67		
8	14,38	46440,0	17,90	1,44	8,14	191,67	0,9	1,57		
9	14,35	46403,3	18,03	1,45	8,14	192,67	0,8	1,87		
10	14,26	46280,0	18,03	1,45	8,13	193,67	0,8	2,23		
11	14,20	46203,3	17,80	1,43	8,14	194,33	1,0	2,63		
12	14,19	46200,0	17,67	1,42	8,14	195,00	1,0	2,57		
13	14,19	46200,0	17,63	1,42	8,13	195,00	1,1	2,37		

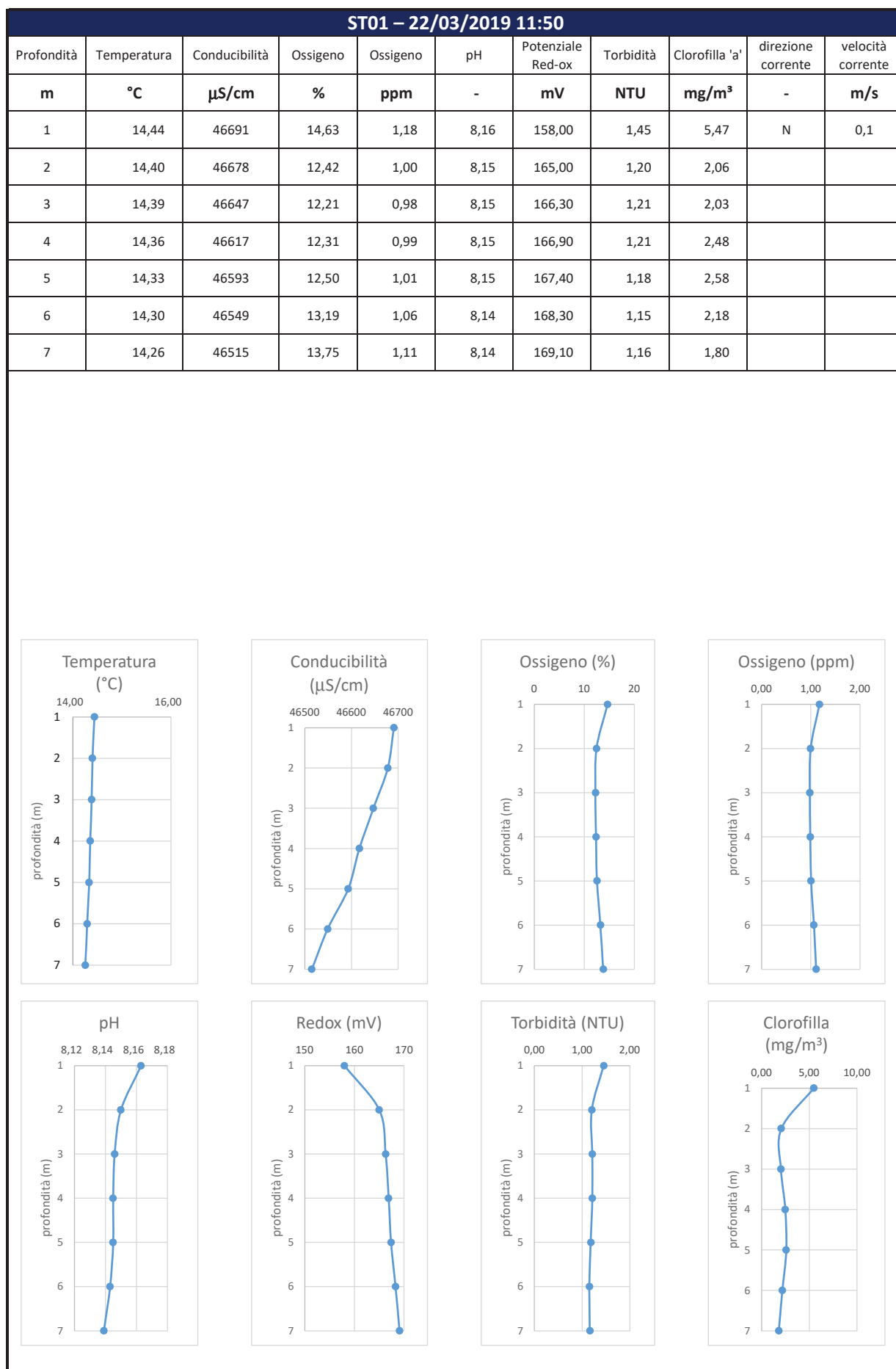


ST07 – 21/03/2019 13:40										
Profondità	Temperatura	Conducibilità	Ossigeno	Ossigeno	pH	Potenziale Red-ox	Torbidità	Clorofilla 'a'	direzione corrente	velocità corrente
m	°C	μS/cm	%	ppm	-	mV	NTU	mg/m ³	-	m/s
1	14,37	45907,1	10,34	0,83	8,17	189,29	0,9	1,36	N	0,1
2	14,36	45890,0	9,91	0,80	8,17	190,29	0,9	1,46		
3	14,34	45861,4	9,86	0,80	8,17	191,43	1,0	1,39		
4	14,21	45697,1	10,10	0,82	8,17	193,43	1,0	1,61		
5	14,17	45662,9	10,61	0,86	8,16	193,86	1,0	1,64		
6	14,15	45681,4	11,57	0,94	8,17	194,86	1,0	1,37		
7	14,16	45704,3	12,27	0,99	8,16	195,86	1,0	1,44		
8	14,16	45728,6	12,41	1,01	8,16	196,29	1,0	1,53		
9	14,17	45791,4	12,80	1,03	8,16	197,00	1,0	1,71		
10	14,20	45902,9	12,87	1,04	8,16	197,43	1,0	1,99		
11	14,17	45808,6	13,01	1,06	8,15	198,00	53,5	3,59		

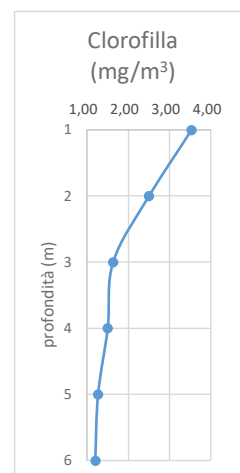
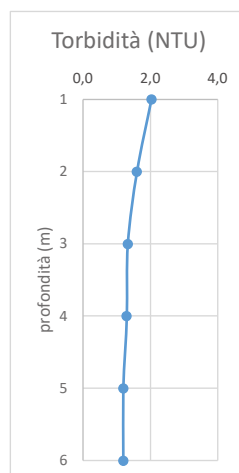
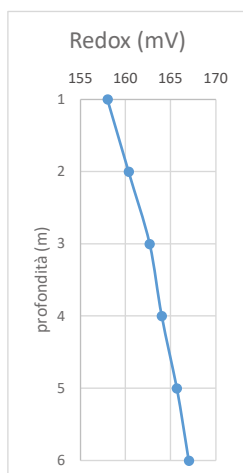
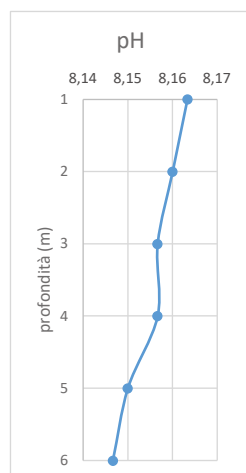
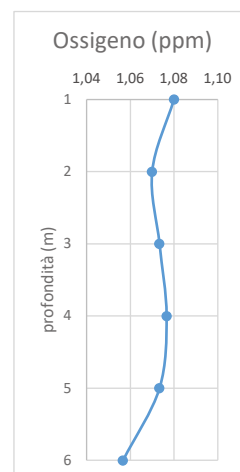
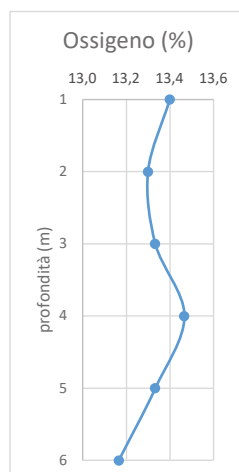
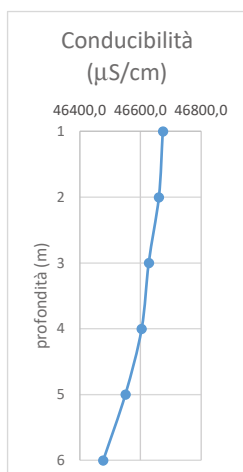
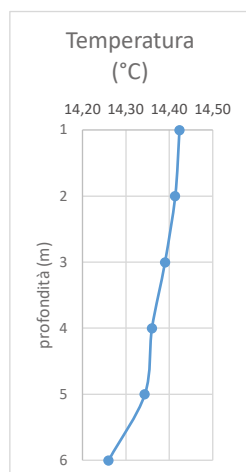


ST08 – 21/03/2019 13:30										
Profondità	Temperatura	Conducibilità	Ossigeno	Ossigeno	pH	Potenziale Red-ox	Torbidità	Clorofilla 'a'	direzione corrente	velocità corrente
m	°C	μS/cm	%	ppm	-	mV	NTU	mg/m ³	-	m/s
1	14,25	45608	7,1	0,576	8,17	180,2	1,0	1,52	N	0,1
2	14,19	45524	9,74	0,786	8,16	183,6	1,1	1,40		
3	14,17	45526	10,96	0,888	8,15	185	1,1	1,66		
4	14,16	45476	11,66	0,944	8,15	185,8	1,0	1,38		
5	14,12	45440	12,5	1,012	8,14	187,2	1,0	1,66		
6	14,24	45722	12,96	1,054	8,14	188,8	1,0	1,54		
7	14,26	45812	13,44	1,088	8,14	190	1,0	1,24		
8	14,27	45808	13,72	1,112	8,13	191	0,9	1,82		
9	14,19	45722	13,54	1,096	8,13	191,6	1,1	2,06		
10	14,11	45634	13,64	1,11	8,13	192,8	1,6	3,00		

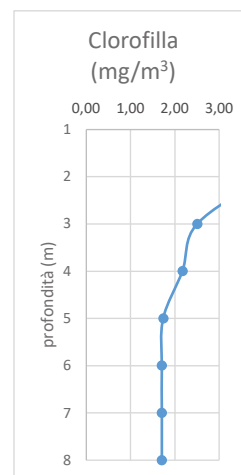
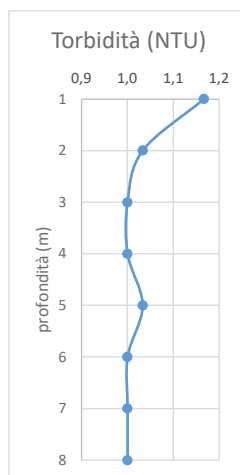
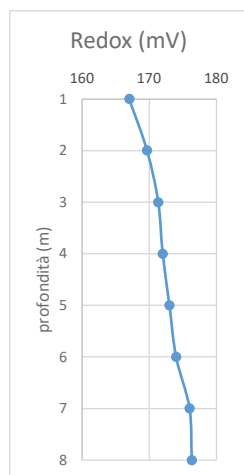
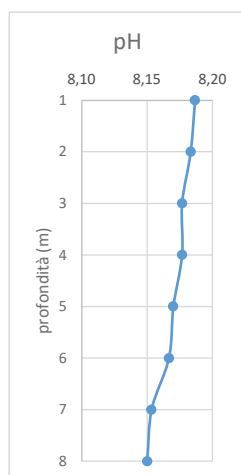
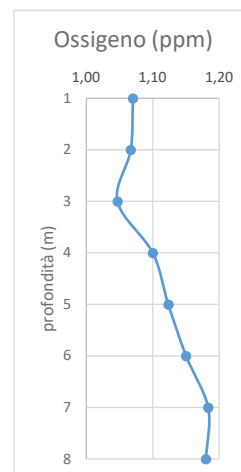
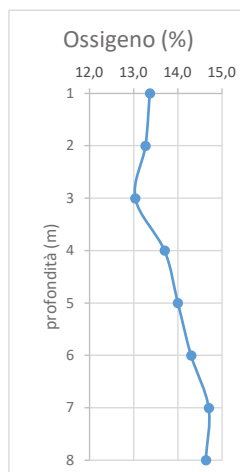
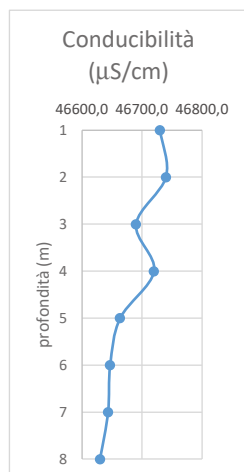
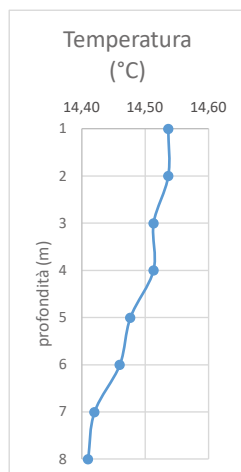




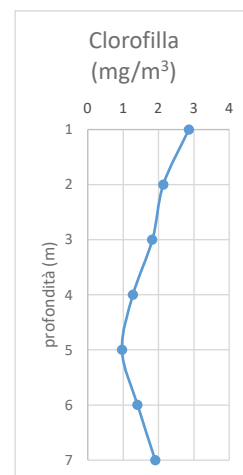
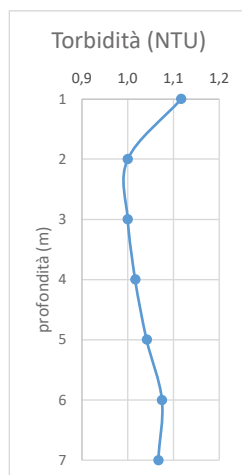
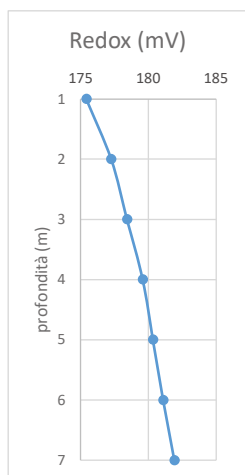
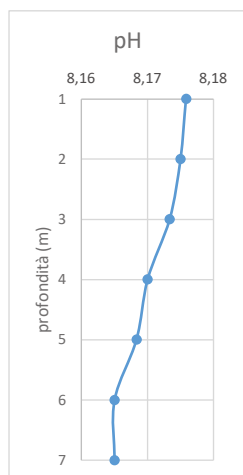
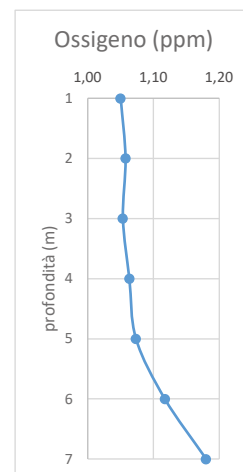
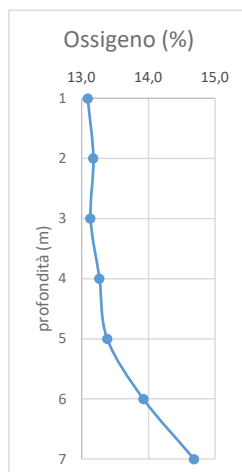
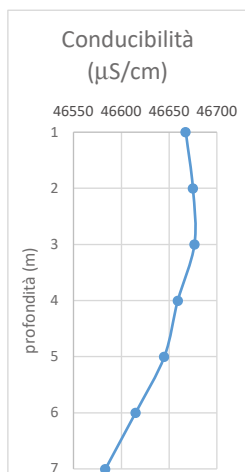
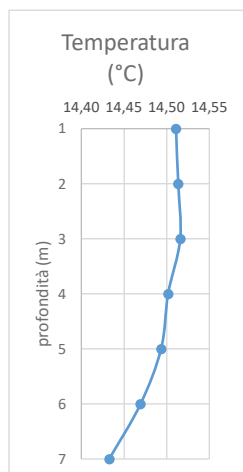
ST02 – 22/03/2019 12:00										
Profondità	Temperatura	Conducibilità	Ossigeno	Ossigeno	pH	Potenziale Red-ox	Torbidità	Clorofilla 'a'	direzione corrente	velocità corrente
m	°C	μS/cm	%	ppm	-	mV	NTU	mg/m ³	-	m/s
1	14,42	46673,3	13,4	1,08	8,16	158,00	2,0	3,53	N	0,1
2	14,41	46660,0	13,3	1,07	8,16	160,33	1,6	2,50		
3	14,39	46626,7	13,3	1,07	8,16	162,67	1,3	1,63		
4	14,36	46603,3	13,5	1,08	8,16	164,00	1,3	1,50		
5	14,34	46550,0	13,3	1,07	8,15	165,67	1,2	1,27		
6	14,26	46476,7	13,2	1,06	8,15	167,00	1,2	1,20		



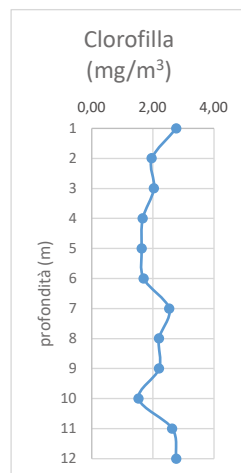
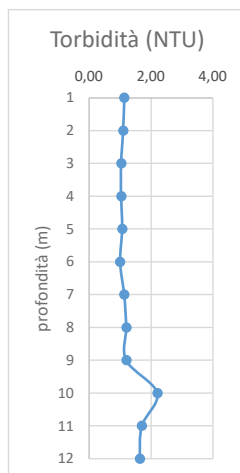
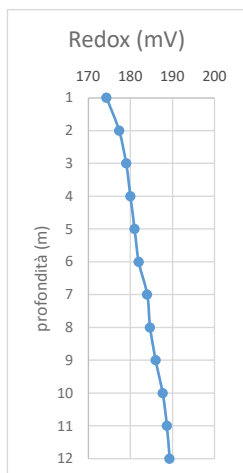
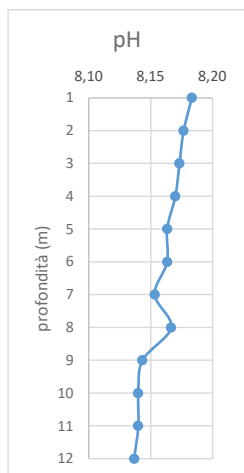
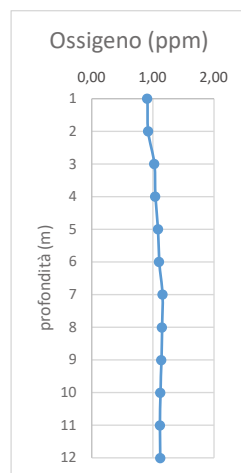
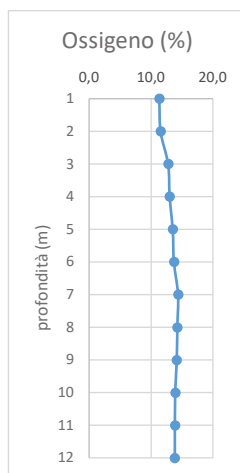
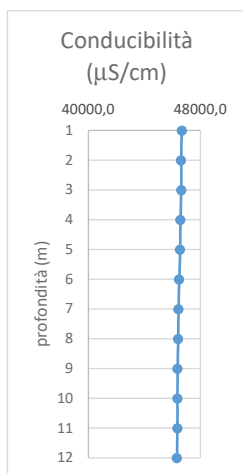
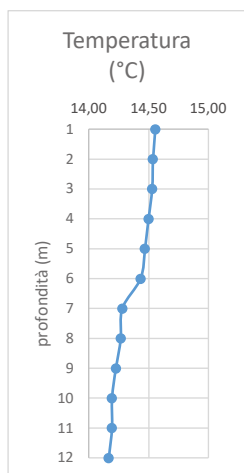
ST03 - 22/03/2019 11:30										
Profondità	Temperatura	Conducibilità	Ossigeno	Ossigeno	pH	Potenziale Red-ox	Torbidità	Clorofilla 'a'	direzione corrente	velocità corrente
m	°C	μS/cm	%	ppm	-	mV	NTU	mg/m ³	-	m/s
1	14,54	46730,0	13,4	1,07	8,19	167,00	1,2	6,27	N	0,1
2	14,54	46740,0	13,3	1,07	8,18	169,67	1,0	4,10		
3	14,51	46690,0	13,0	1,05	8,18	171,33	1,0	2,50		
4	14,51	46720,0	13,7	1,10	8,18	172,00	1,0	2,17		
5	14,48	46663,3	14,0	1,12	8,17	173,00	1,0	1,73		
6	14,46	46646,7	14,3	1,15	8,17	174,00	1,0	1,70		
7	14,42	46643,3	14,7	1,18	8,15	176,00	1,0	1,70		
8	14,41	46630,0	14,6	1,18	8,15	176,33	1,0	1,70		



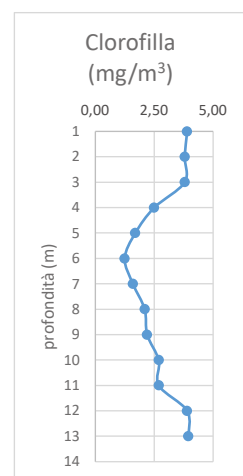
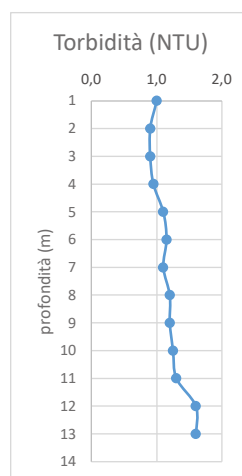
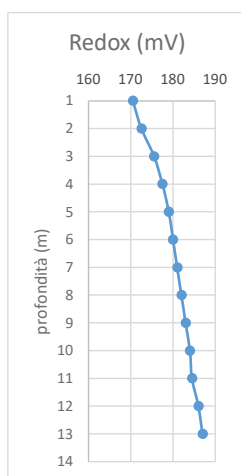
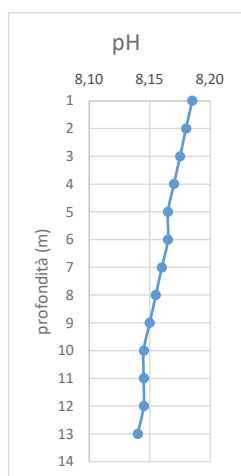
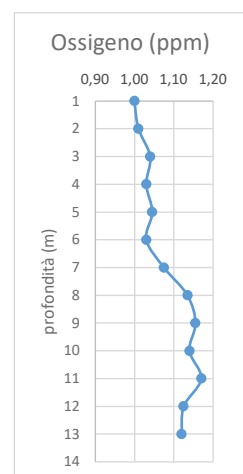
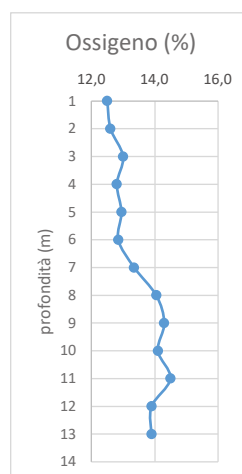
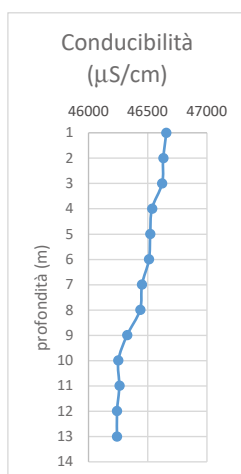
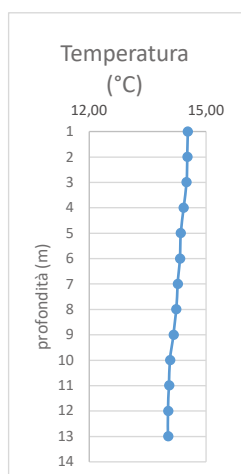
ST04 - 22/03/2019 11:40										
Profondità	Temperatura	Conducibilità	Ossigeno	Ossigeno	pH	Potenziale Red-ox	Torbidità	Clorofilla 'a'	direzione corrente	velocità corrente
m	°C	μS/cm	%	ppm	-	mV	NTU	mg/m ³	-	m/s
1	14,51	46667,5	13,1	1,05	8,18	175,42	1,1	2,86	N	0,1
2	14,51	46675,0	13,2	1,06	8,18	177,25	1,0	2,13		
3	14,52	46676,7	13,1	1,05	8,17	178,42	1,0	1,83		
4	14,50	46659,2	13,3	1,06	8,17	179,58	1,0	1,28		
5	14,49	46645,0	13,4	1,07	8,17	180,33	1,0	0,97		
6	14,47	46615,0	13,9	1,12	8,17	181,08	1,1	1,41		
7	14,43	46583,3	14,7	1,18	8,17	181,92	1,1	1,91		



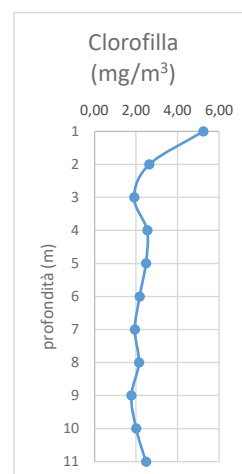
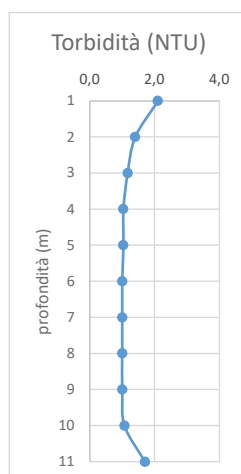
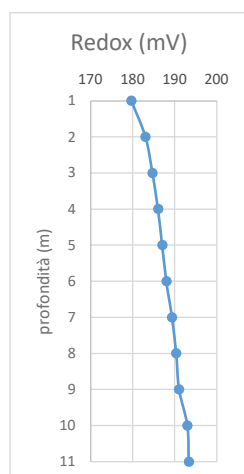
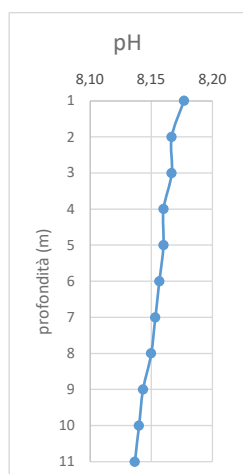
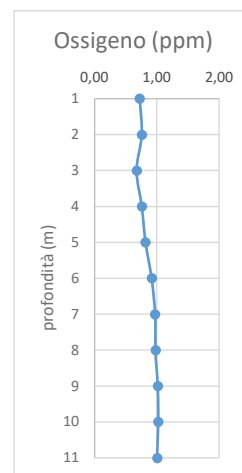
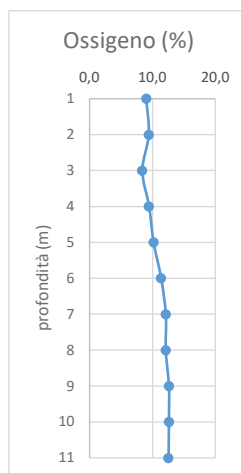
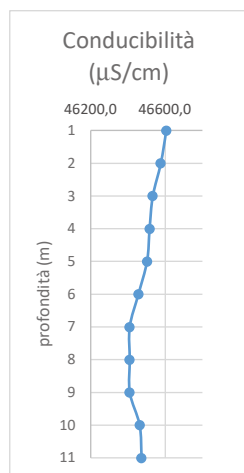
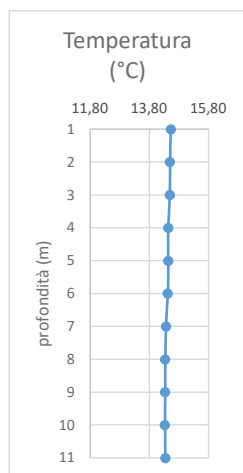
ST05 - 22/03/2019 11:10										
Profondità	Temperatura	Conducibilità	Ossigeno	Ossigeno	pH	Potenziale Red-ox	Torbidità	Clorofilla 'a'	direzione corrente	velocità corrente
m	°C	μS/cm	%	ppm	-	mV	NTU	mg/m ³	-	m/s
1	14,56	46683,3	11,3	0,91	8,18	174,33	1,13	2,77	N	0,1
2	14,54	46630,0	11,5	0,92	8,18	177,33	1,10	1,97		
3	14,53	46643,3	12,8	1,02	8,17	179,00	1,0	2,03		
4	14,50	46580,0	13,0	1,04	8,17	180,00	1,0	1,67		
5	14,47	46556,7	13,5	1,08	8,16	181,00	1,1	1,63		
6	14,43	46490,0	13,7	1,10	8,16	182,00	1,0	1,70		
7	14,28	46440,0	14,4	1,16	8,15	184,00	1,1	2,53		
8	14,27	46420,0	14,23	1,15	8,17	184,67	1,2	2,20		
9	14,23	46373,3	14,13	1,14	8,14	186,00	1,2	2,20		
10	14,19	46370,0	13,90	1,12	8,14	187,67	2,2	1,53		
11	14,19	46363,3	13,9	1,12	8,14	188,67	1,7	2,63		
12	14,17	46326,7	13,8	1,12	8,14	189,33	1,6	2,77		



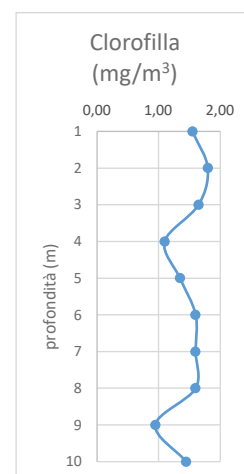
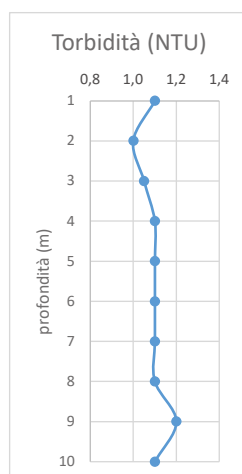
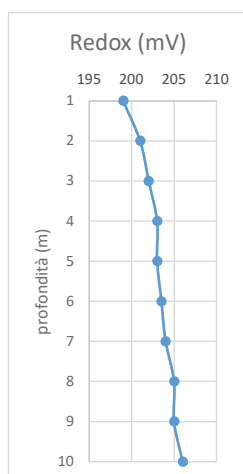
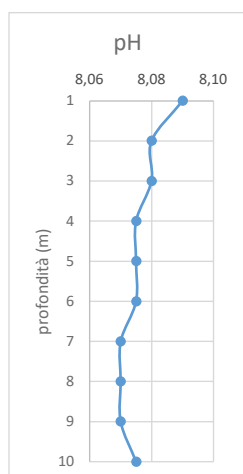
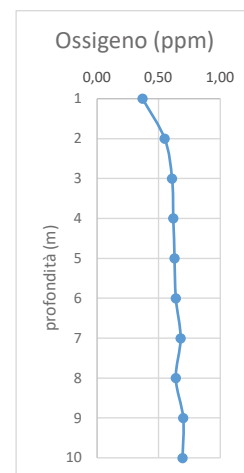
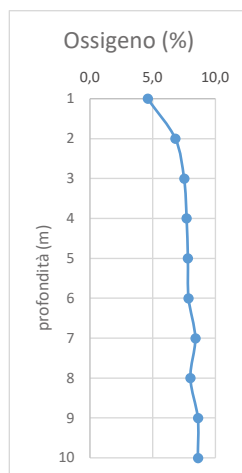
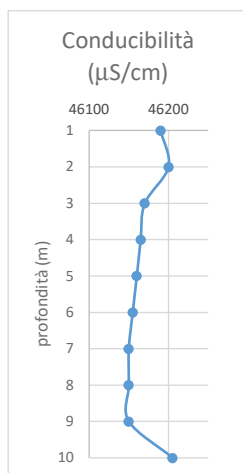
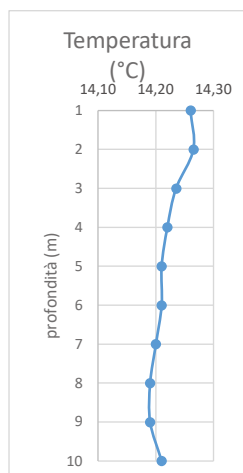
ST06 - 22/03/2019 11:20										
Profondità	Temperatura	Conducibilità	Ossigeno	Ossigeno	pH	Potenziale Red-ox	Torbidità	Clorofilla 'a'	direzione corrente	velocità corrente
m	°C	μS/cm	%	ppm	-	mV	NTU	mg/m ³	-	m/s
1	14,53	46655	12,5	1,00	8,19	170,50	1,00	3,90	N	0,1
2	14,52	46630	12,6	1,01	8,18	172,50	0,90	3,80		
3	14,50	46620	13,0	1,04	8,18	175,50	0,90	3,80		
4	14,42	46535	12,8	1,03	8,17	177,50	0,95	2,50		
5	14,35	46520	13,0	1,05	8,17	179,00	1,10	1,70		
6	14,33	46510	12,9	1,03	8,17	180,00	1,15	1,25		
7	14,27	46450	13,4	1,08	8,16	181,00	1,10	1,60		
8	14,23	46435	14,1	1,14	8,16	182,00	1,20	2,10		
9	14,16	46325	14,3	1,16	8,15	183,00	1,20	2,20		
10	14,07	46250	14,1	1,14	8,15	184,00	1,25	2,70		
11	14,05	46260	14,5	1,17	8,15	184,50	1,30	2,70		
12	14,02	46240	13,9	1,13	8,15	186,00	1,60	3,90		
13	14,02	46240	13,9	1,12	8,14	187,00	1,60	3,95		



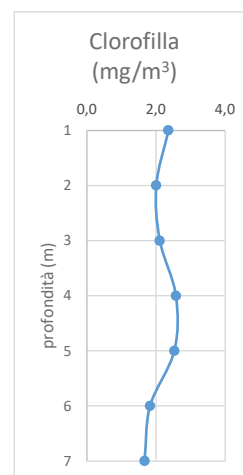
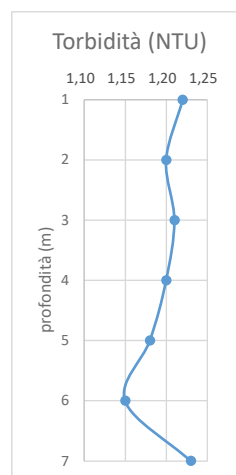
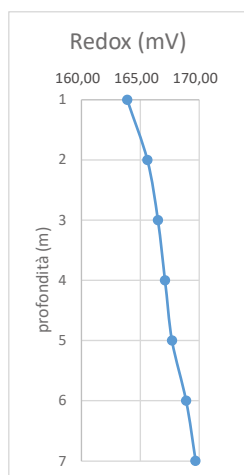
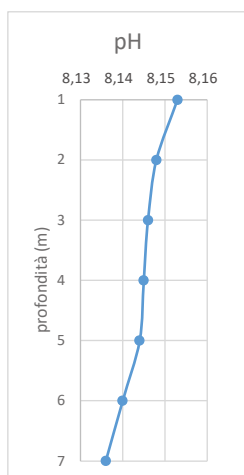
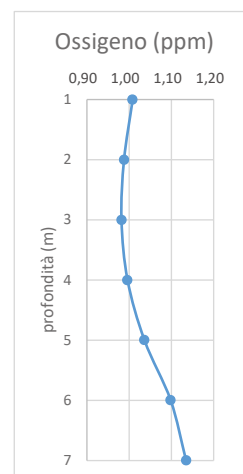
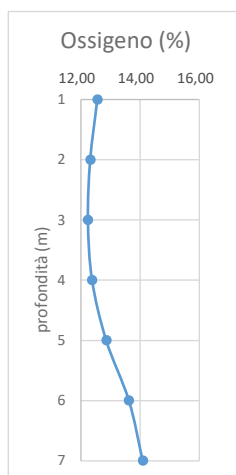
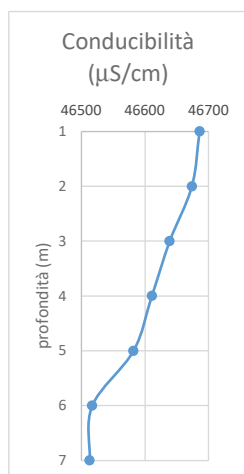
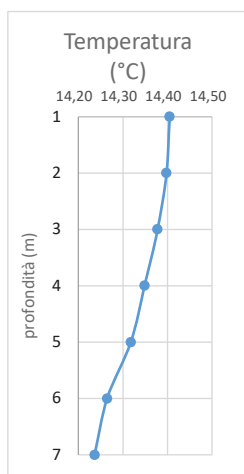
ST07 – 22/03/2019 11:00										
Profondità	Temperatura	Conducibilità	Ossigeno	Ossigeno	pH	Potenziale Red-ox	Torbidità	Clorofilla 'a'	direzione corrente	velocità corrente
m	°C	μS/cm	%	ppm	-	mV	NTU	mg/m ³	-	m/s
1	14,53	46606,7	9,0	0,72	8,18	179,67	2,1	5,23	N	0,1
2	14,50	46576,7	9,4	0,76	8,17	183,00	1,4	2,63		
3	14,50	46533,3	8,4	0,67	8,17	184,67	1,2	1,90		
4	14,44	46516,7	9,4	0,76	8,16	186,00	1,0	2,53		
5	14,44	46503,3	10,2	0,82	8,16	187,00	1,0	2,47		
6	14,43	46456,7	11,4	0,92	8,16	188,00	1,0	2,17		
7	14,37	46410,0	12,1	0,97	8,15	189,33	1,0	1,93		
8	14,34	46410,0	12,1	0,98	8,15	190,33	1,0	2,13		
9	14,34	46410,0	12,6	1,01	8,14	191,00	1,0	1,77		
10	14,33	46463,3	12,6	1,02	8,14	193,00	1,1	2,00		
11	14,35	46473,3	12,5	1,00	8,14	193,33	1,7	2,47		



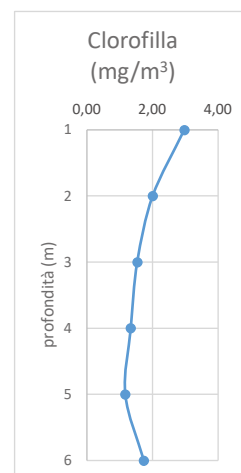
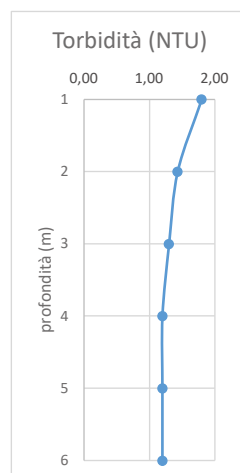
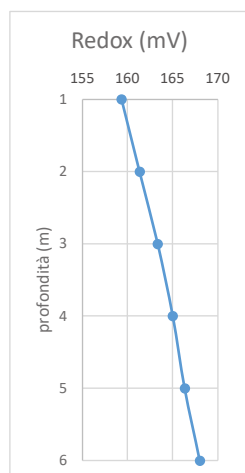
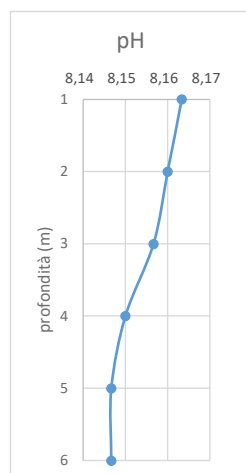
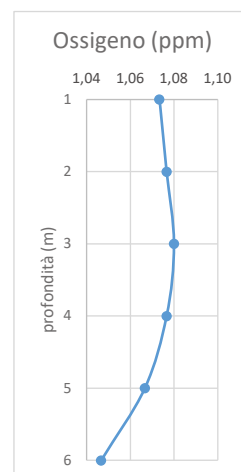
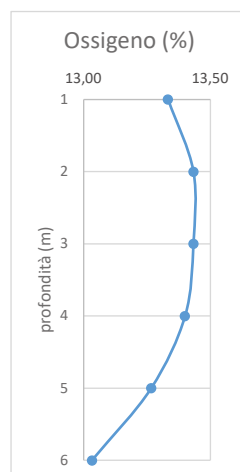
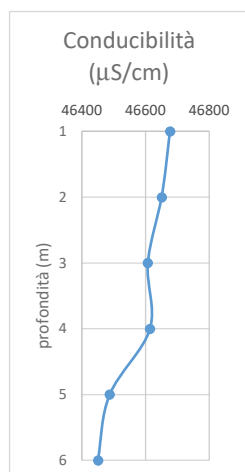
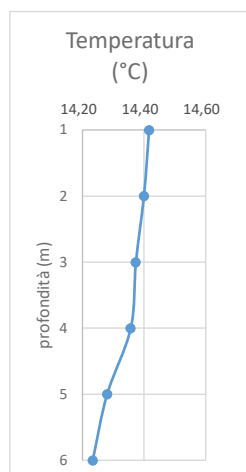
ST08 – 22/03/2019 10:50										
Profondità	Temperatura	Conducibilità	Ossigeno	Ossigeno	pH	Potenziale Red-ox	Torbidità	Clorofilla 'a'	direzione corrente	velocità corrente
m	°C	μS/cm	%	ppm	-	mV	NTU	mg/m ³	-	m/s
1	14,26	46190	4,6	0,37	8,09	199,00	1,1	1,55	N	0,1
2	14,27	46200	6,8	0,55	8,08	201,00	1,0	1,80		
3	14,24	46170	7,5	0,61	8,08	202,00	1,1	1,65		
4	14,22	46165	7,7	0,62	8,08	203,00	1,1	1,10		
5	14,21	46160	7,8	0,63	8,08	203,00	1,1	1,35		
6	14,21	46155	7,9	0,64	8,08	203,50	1,1	1,60		
7	14,20	46150	8,4	0,68	8,07	204,00	1,1	1,60		
8	14,19	46150	8,0	0,64	8,07	205,00	1,1	1,60		
9	14,19	46150	8,6	0,70	8,07	205,00	1,2	0,95		
10	14,21	46205	8,6	0,70	8,08	206,00	1,1	1,45		



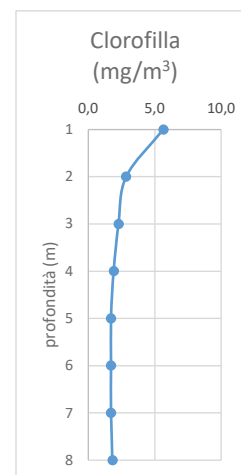
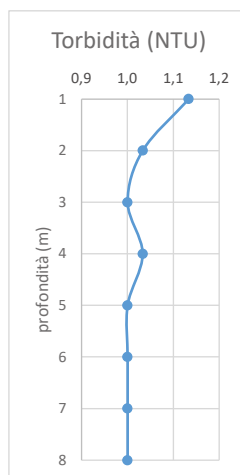
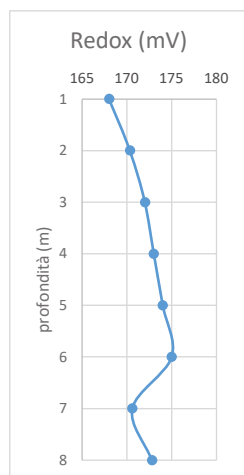
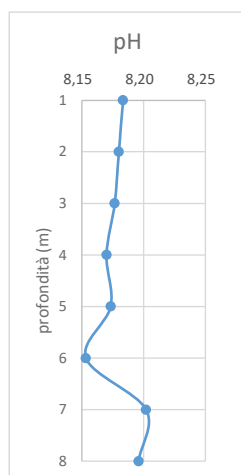
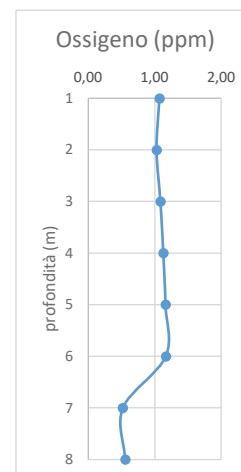
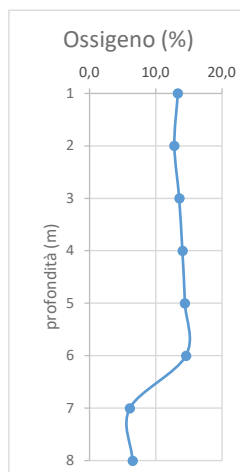
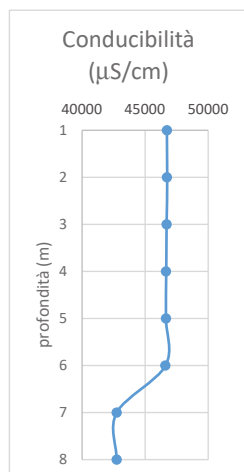
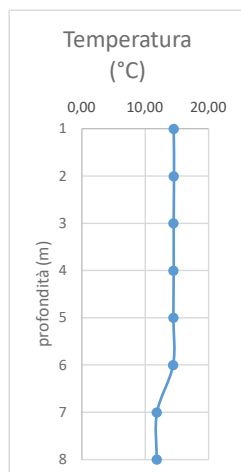
ST01 – 22/03/2019 14:30										
Profondità	Temperatura	Conducibilità	Ossigeno	Ossigeno	pH	Potenziale Red-ox	Torbidità	Clorofilla 'a'	direzione corrente	velocità corrente
m	°C	μS/cm	%	ppm	-	mV	NTU	mg/m ³	-	m/s
1	14,41	46686	12,56	1,01	8,15	163,90	1,22	2,36	N	0,1
2	14,40	46674	12,32	0,99	8,15	165,60	1,20	2,01		
3	14,38	46639	12,24	0,98	8,15	166,50	1,21	2,11		
4	14,35	46611	12,38	1,00	8,15	167,10	1,20	2,58		
5	14,32	46582	12,86	1,04	8,14	167,70	1,18	2,53		
6	14,27	46517	13,62	1,10	8,14	168,90	1,15	1,83		
7	14,24	46513	14,09	1,14	8,14	169,70	1,23	1,67		



ST02 - 22/03/2019 14:40										
Profondità	Temperatura	Conducibilità	Ossigeno	Ossigeno	pH	Potenziale Red-ox	Torbidità	Clorofilla 'a'	direzione corrente	velocità corrente
m	°C	μS/cm	%	ppm	-	mV	NTU	mg/m ³	-	m/s
1	14,42	46677	13,33	1,07	8,16	159,33	1,80	2,97	N	0,1
2	14,40	46650	13,43	1,08	8,16	161,33	1,43	2,00		
3	14,37	46607	13,43	1,08	8,16	163,33	1,30	1,53		
4	14,36	46613	13,40	1,08	8,15	165,00	1,20	1,33		
5	14,28	46487	13,27	1,07	8,15	166,33	1,20	1,17		
6	14,23	46450	13,03	1,05	8,15	168,00	1,20	1,73		
7										

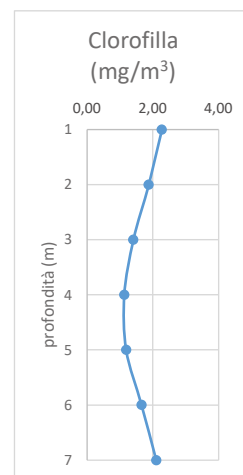
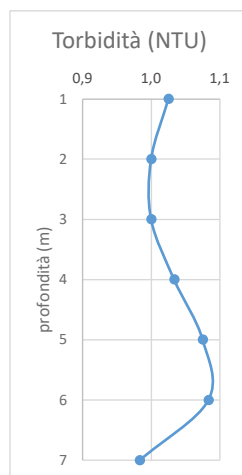
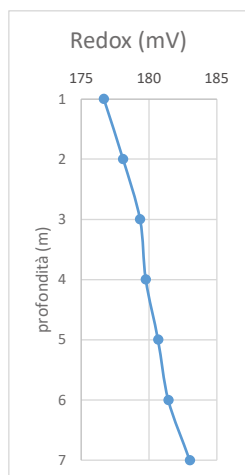
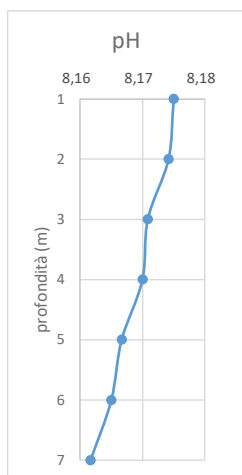
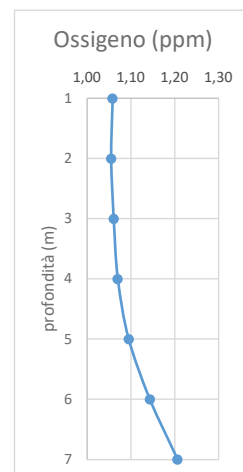
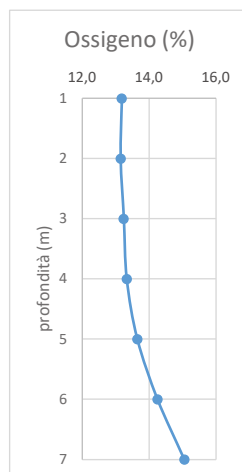
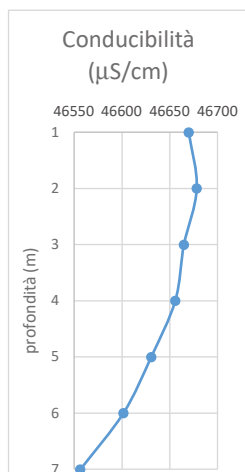
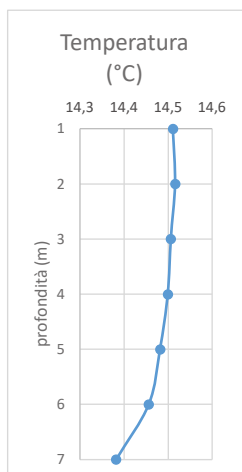


ST03 – 22/03/2019 14:10										
Profondità	Temperatura	Conducibilità	Ossigeno	Ossigeno	pH	Potenziale Red-ox	Torbidità	Clorofilla 'a'	direzione corrente	velocità corrente
m	°C	μS/cm	%	ppm	-	mV	NTU	mg/m ³	-	m/s
1	14,53	46737	13,3	1,07	8,18	168	1,1	5,6	N	0,1
2	14,54	46750	12,8	1,03	8,18	170	1,0	2,8		
3	14,50	46717	13,5	1,08	8,18	172	1,0	2,3		
4	14,49	46673	14,0	1,13	8,17	173	1,0	1,9		
5	14,46	46657	14,4	1,16	8,17	174	1,0	1,7		
6	14,43	46623	14,6	1,17	8,15	175	1	1,7		
7	11,854	42750	6,1	0,52	8,20	170,6	1,0	1,7		
8	11,83	42744	6,5	0,55	8,20	172,8	1,0	1,8		

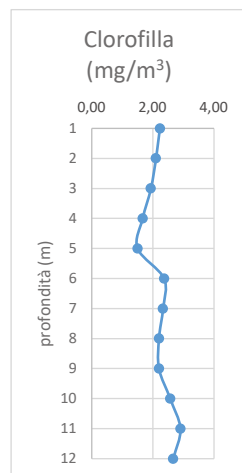
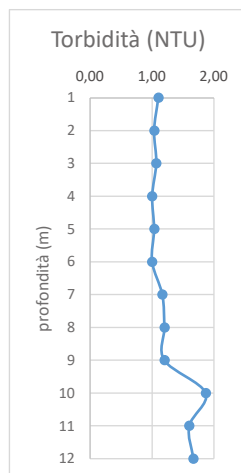
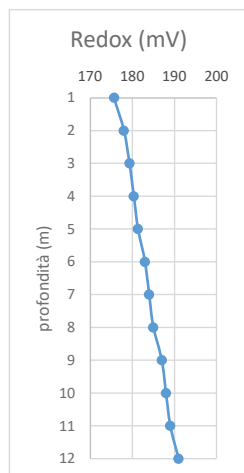
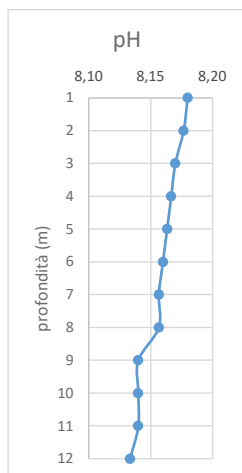
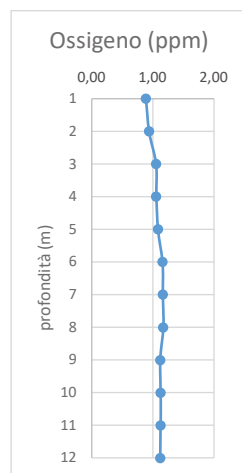
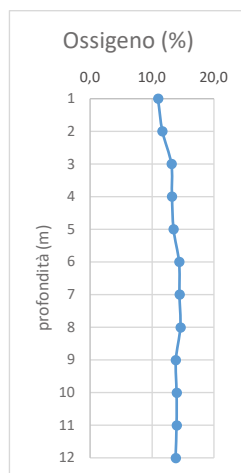
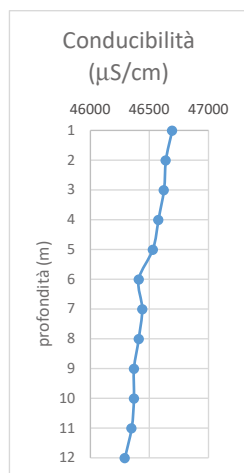
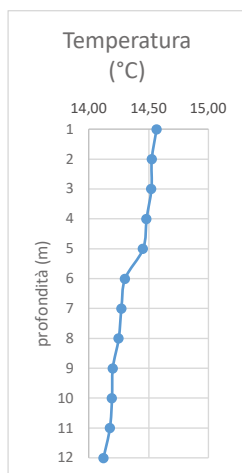


ST04 – 22/03/2019 14:20

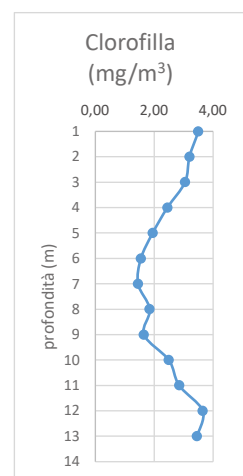
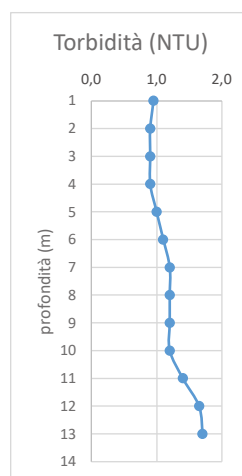
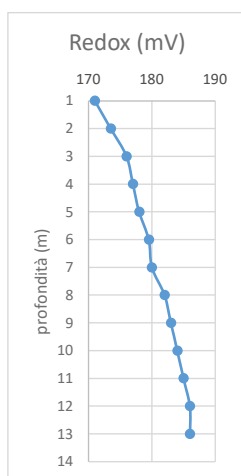
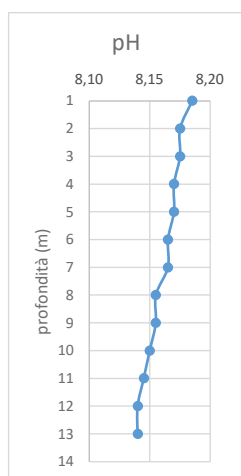
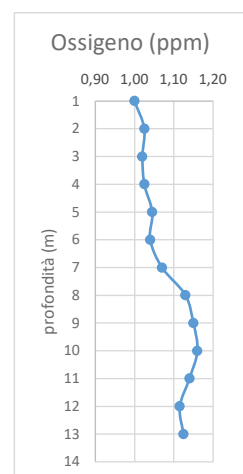
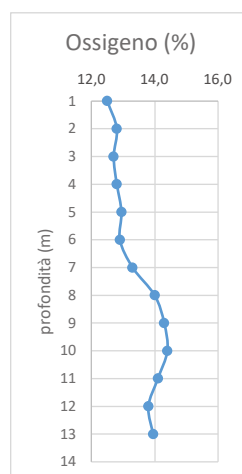
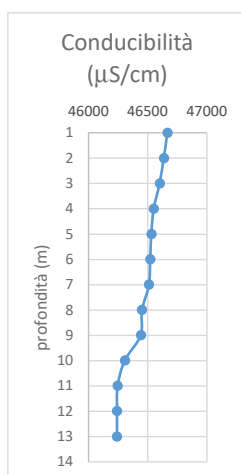
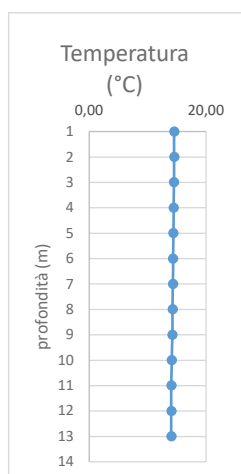
Profondità	Temperatura	Conducibilità	Ossigeno	Ossigeno	pH	Potenziale Red-ox	Torbidità	Clorofilla 'a'	direzione corrente	velocità corrente
m	°C	μS/cm	%	ppm	-	mV	NTU	mg/m ³	-	m/s
1	14,5	46670	13,2	1,06	8,18	176,667	1,0	2,28	N	0,1
2	14,5	46678	13,2	1,06	8,17	178,083	1,0	1,88		
3	14,5	46665	13,2	1,06	8,17	179,333	1,0	1,41		
4	14,5	46656	13,3	1,07	8,17	179,750	1,0	1,13		
5	14,5	46631	13,7	1,10	8,17	180,667	1,1	1,19		
6	14,5	46602	14,3	1,14	8,17	181,417	1,1	1,66		
7	14,4	46557	15,1	1,21	8,16	183,000	1,0	2,11		



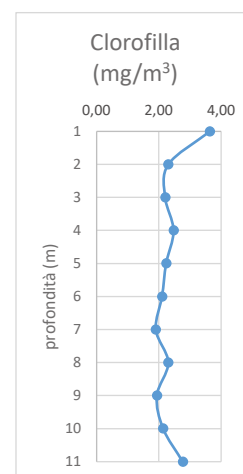
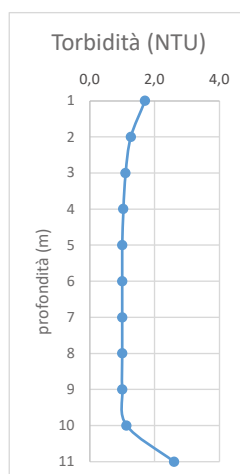
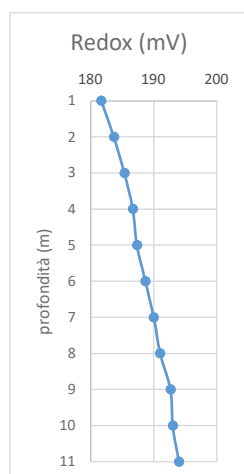
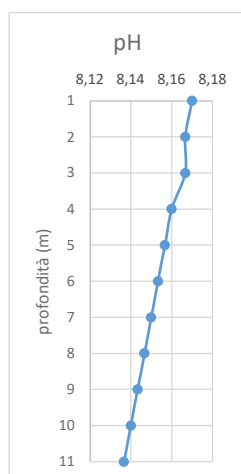
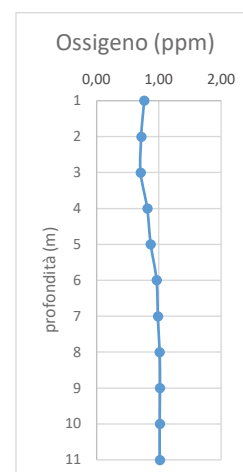
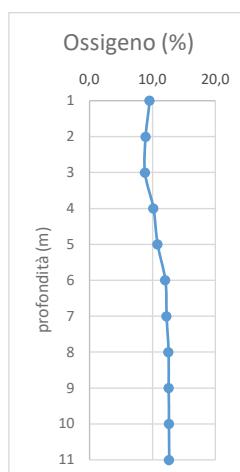
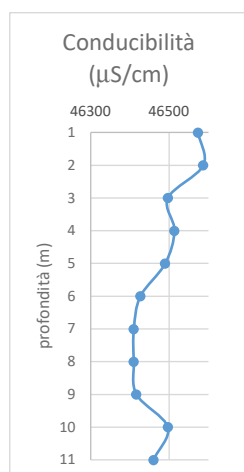
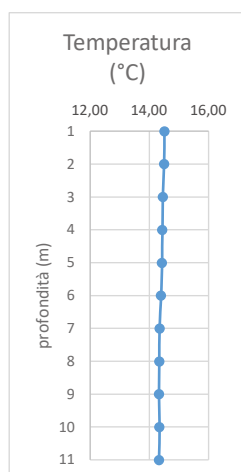
ST05 – 22/03/2019 13:50										
Profondità	Temperatura	Conducibilità	Ossigeno	Ossigeno	pH	Potenziale Red-ox	Torbidità	Clorofilla 'a'	direzione corrente	velocità corrente
m	°C	μS/cm	%	ppm	-	mV	NTU	mg/m ³	-	m/s
1	14,57	46693	11,0	0,89	8,18	175,67	1,10	2,23	NW	0,3
2	14,53	46640	11,7	0,94	8,18	178,00	1,03	2,10		
3	14,52	46623	13,1	1,05	8,17	179,33	1,1	1,93		
4	14,48	46577	13,2	1,06	8,17	180,33	1,0	1,67		
5	14,45	46530	13,5	1,08	8,16	181,33	1,0	1,50		
6	14,30	46410	14,4	1,16	8,16	183,00	1,0	2,37		
7	14,27	46440	14,4	1,16	8,16	184,00	1,2	2,33		
8	14,25	46410	14,6	1,17	8,16	185,00	1,2	2,20		
9	14,20	46370	13,8	1,12	8,14	187,00	1,2	2,20		
10	14,19	46370	14,0	1,13	8,14	188,00	1,9	2,57		
11	14,18	46350	14,0	1,13	8,14	189,00	1,6	2,90		
12	14,12	46293	13,8	1,12	8,13	191,00	1,7	2,67		



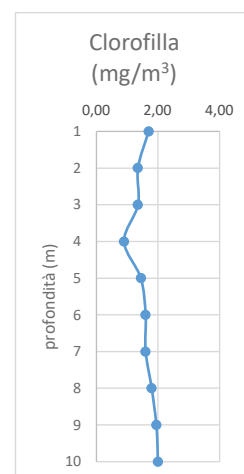
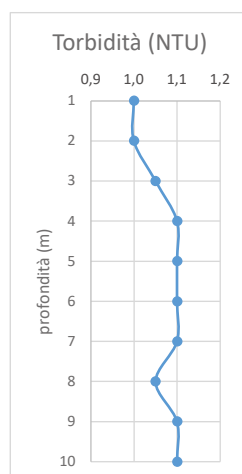
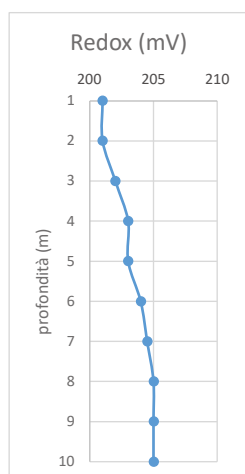
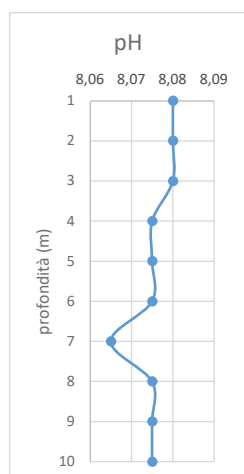
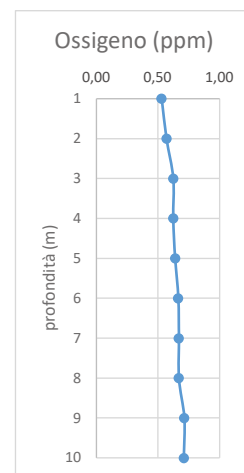
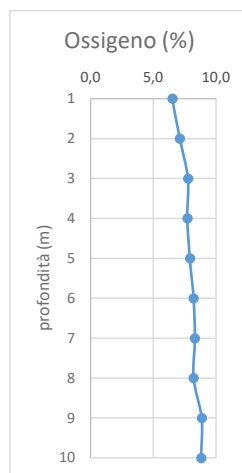
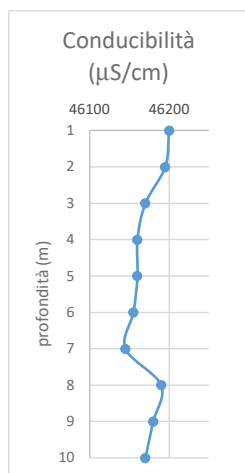
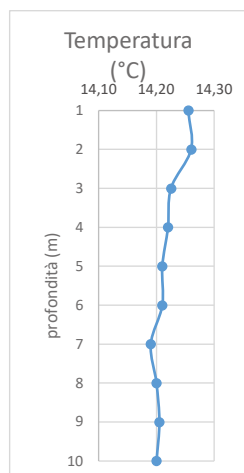
ST06 - 22/03/2019 14:00										
Profondità	Temperatura	Conducibilità	Ossigeno	Ossigeno	pH	Potenziale Red-ox	Torbidità	Clorofilla 'a'	direzione corrente	velocità corrente
m	°C	μS/cm	%	ppm	-	mV	NTU	mg/m ³	-	m/s
1	14,53	46665	12,5	1,00	8,19	171,00	1,0	3,50	NW	0,3
2	14,51	46635	12,8	1,03	8,18	173,50	0,9	3,20		
3	14,49	46600	12,7	1,02	8,18	176,00	0,9	3,05		
4	14,45	46550	12,8	1,03	8,17	177,00	0,9	2,45		
5	14,40	46530	13,0	1,05	8,17	178,00	1,0	1,95		
6	14,34	46520	12,9	1,04	8,17	179,50	1,1	1,55		
7	14,31	46510	13,3	1,07	8,17	180,00	1,2	1,45		
8	14,24	46450	14,0	1,13	8,16	182,00	1,2	1,85		
9	14,22	46440	14,3	1,15	8,16	183,00	1,2	1,65		
10	14,11	46305	14,4	1,16	8,15	184,00	1,2	2,50		
11	14,03	46245	14,1	1,14	8,15	185,00	1,4	2,85		
12	14,02	46240	13,8	1,12	8,14	186,00	1,7	3,65		
13	14,02	46240	14,0	1,13	8,14	186,00	1,7	3,45		



ST07 – 22/03/2019 13:40										
Profondità	Temperatura	Conducibilità	Ossigeno	Ossigeno	pH	Potenziale Red-ox	Torbidità	Clorofilla 'a'	direzione corrente	velocità corrente
m	°C	μS/cm	%	ppm	-	mV	NTU	mg/m ³	-	m/s
1	14,51	46573	9,5	0,76	8,17	181,67	1,7	3,63	NW	0,3
2	14,50	46587	8,9	0,72	8,17	183,67	1,3	2,30		
3	14,46	46497	8,8	0,71	8,17	185,33	1,1	2,20		
4	14,45	46513	10,1	0,81	8,16	186,67	1,0	2,47		
5	14,43	46490	10,8	0,87	8,16	187,33	1,0	2,23		
6	14,40	46427	12,0	0,96	8,15	188,67	1,0	2,10		
7	14,35	46410	12,2	0,98	8,15	190,00	1,0	1,90		
8	14,34	46410	12,5	1,01	8,15	191,00	1,0	2,30		
9	14,33	46417	12,6	1,02	8,14	192,67	1,0	1,93		
10	14,35	46497	12,6	1,01	8,14	193,00	1,1	2,13		
11	14,33	46460	12,6	1,01	8,14	194,00	2,6	2,77		

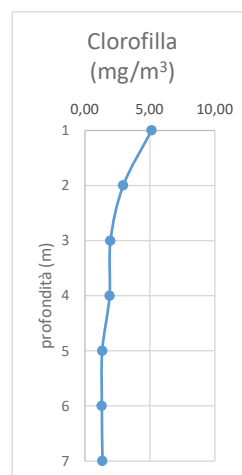
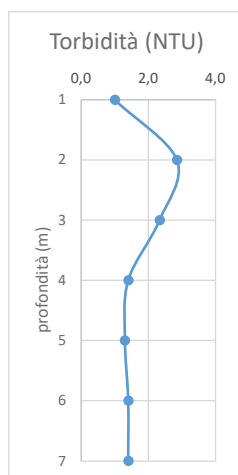
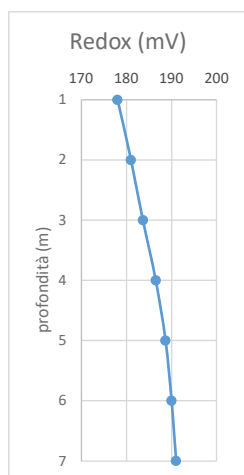
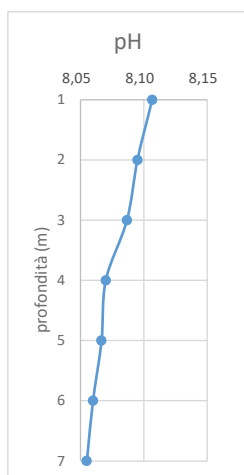
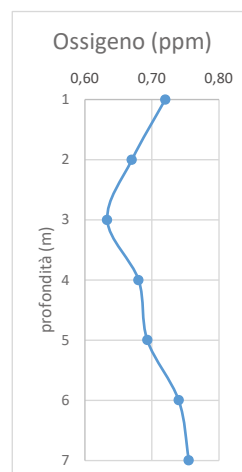
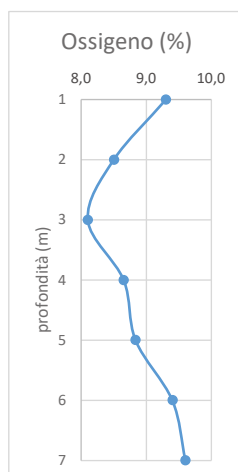
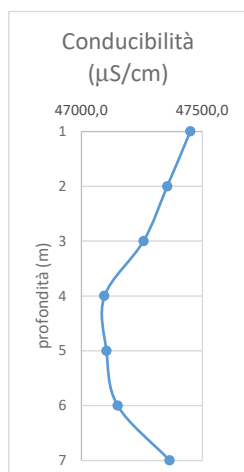
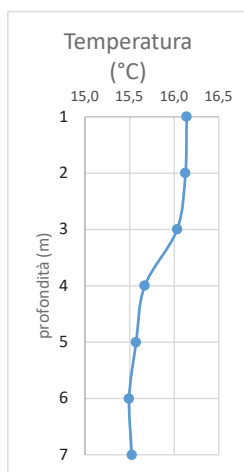


ST08 – 22/03/2019 13:30										
Profondità	Temperatura	Conducibilità	Ossigeno	Ossigeno	pH	Potenziale Red-ox	Torbidità	Clorofilla 'a'	direzione corrente	velocità corrente
m	°C	μS/cm	%	ppm	-	mV	NTU	mg/m ³	-	m/s
1	14,26	46200	6,5	0,53	8,08	201,00	1,0	1,70	NW	0,3
2	14,26	46195	7,1	0,57	8,08	201,00	1,0	1,35		
3	14,23	46170	7,8	0,63	8,08	202,00	1,1	1,35		
4	14,22	46160	7,7	0,63	8,08	203,00	1,1	0,90		
5	14,21	46160	7,9	0,64	8,08	203,00	1,1	1,45		
6	14,21	46155	8,2	0,67	8,08	204,00	1,1	1,60		
7	14,19	46145	8,3	0,67	8,07	204,50	1,1	1,60		
8	14,20	46190	8,2	0,67	8,08	205,00	1,1	1,80		
9	14,21	46180	8,9	0,72	8,08	205,00	1,1	1,95		
10	14,20	46170	8,8	0,71	8,08	205,00	1,1	2,00		

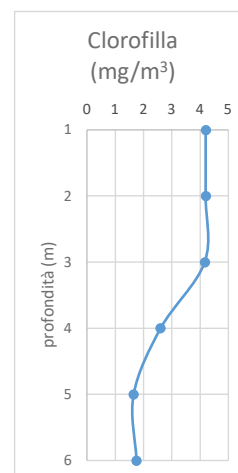
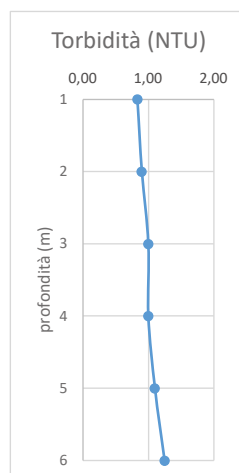
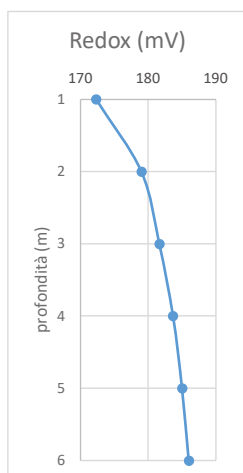
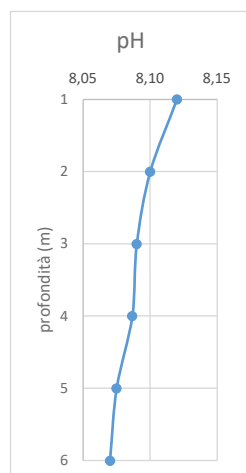
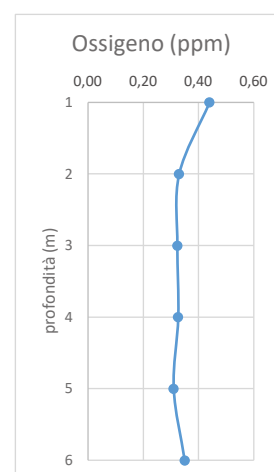
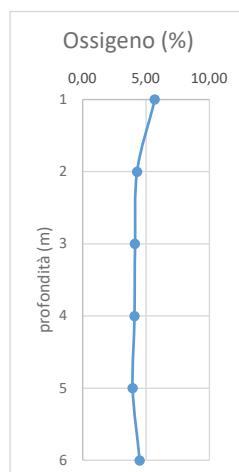
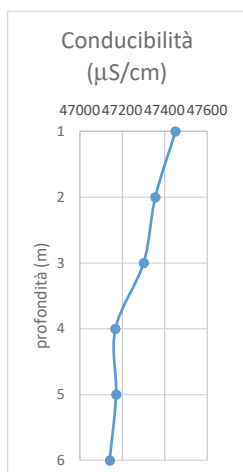
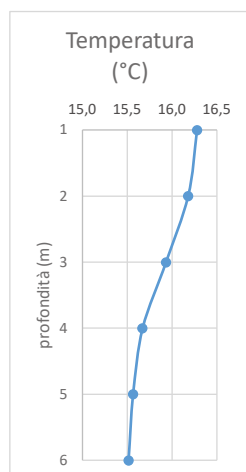


ST01 – 17/04/2019 11:30

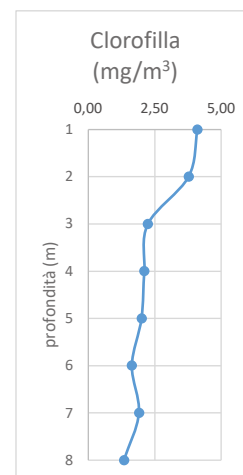
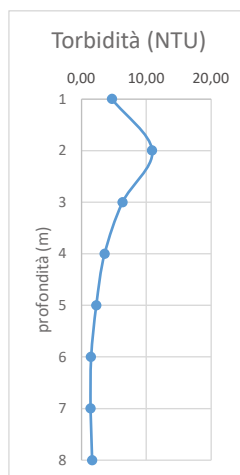
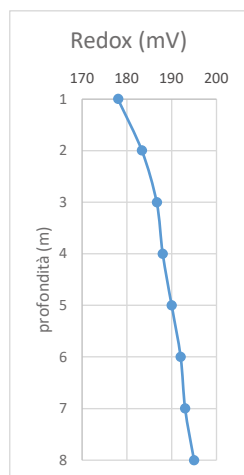
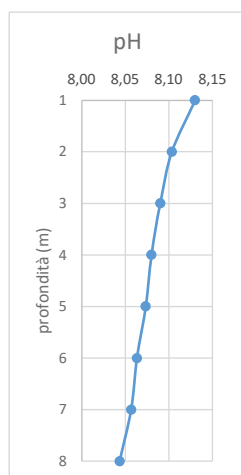
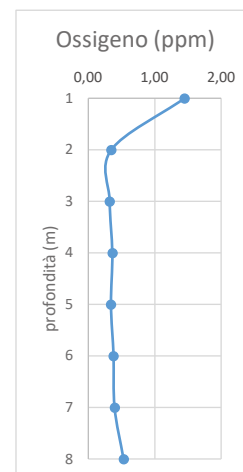
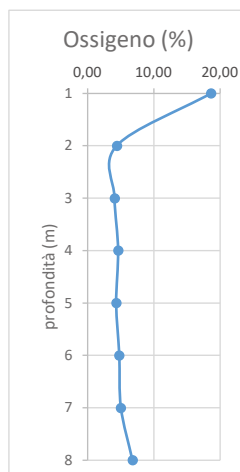
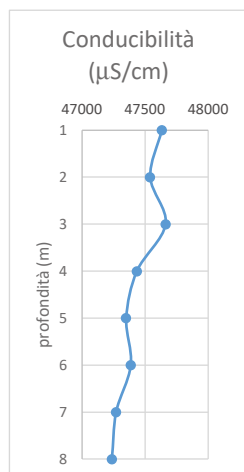
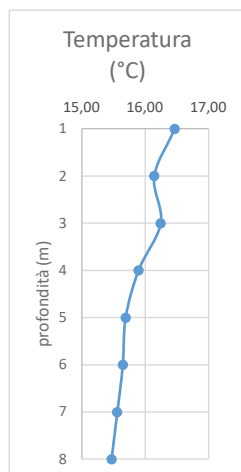
Profondità	Temperatura	Conducibilità	Ossigeno	Ossigeno	pH	Potenziale Red-ox	Torbidità	Clorofilla 'a'	direzione corrente	velocità corrente
m	°C	μS/cm	%	ppm	-	mV	NTU	mg/m ³	-	m/s
1	16,14	47450,0	9,3	0,72	8,11	178,00	1,0	5,13	N	0,1
2	16,13	47355,0	8,5	0,67	8,10	181,00	2,9	2,95		
3	16,03	47256,7	8,1	0,63	8,09	183,67	2,3	1,97		
4	15,67	47095,0	8,7	0,68	8,07	186,50	1,4	1,90		
5	15,57	47103,3	8,8	0,69	8,07	188,67	1,3	1,33		
6	15,50	47150,0	9,4	0,74	8,06	190,00	1,4	1,30		
7	15,53	47365,0	9,6	0,76	8,06	191,00	1,4	1,35		



ST02 - 17/04/2019 11:20										
Profondità	Temperatura	Conducibilità	Ossigeno	Ossigeno	pH	Potenziale Red-ox	Torbidità	Clorofilla 'a'	direzione corrente	velocità corrente
m	°C	μS/cm	%	ppm	-	mV	NTU	mg/m ³	-	m/s
1	16,28	47450,0	5,70	0,44	8,12	172,33	0,83	4,20	N	0,1
2	16,18	47355,0	4,30	0,33	8,10	179,00	0,90	4,20		
3	15,93	47300,0	4,13	0,32	8,09	181,67	1,00	4,17		
4	15,67	47166,7	4,10	0,33	8,09	183,67	1,00	2,60		
5	15,57	47170,0	3,95	0,31	8,08	185,00	1,10	1,65		
6	15,52	47140,0	4,50	0,35	8,07	186,00	1,25	1,75		

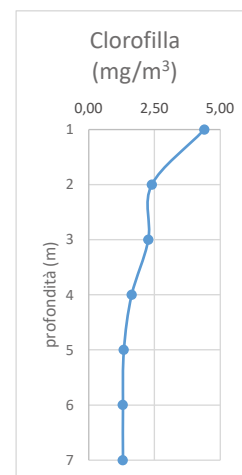
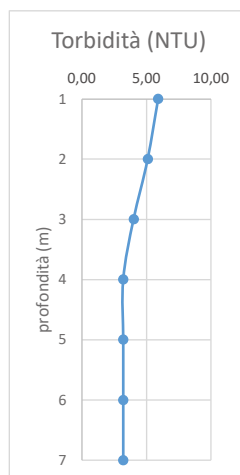
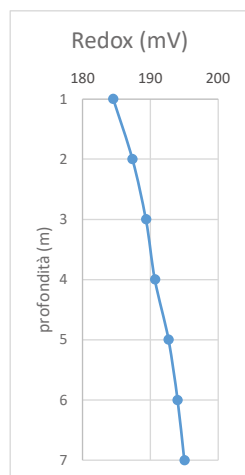
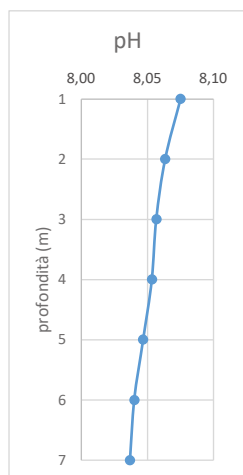
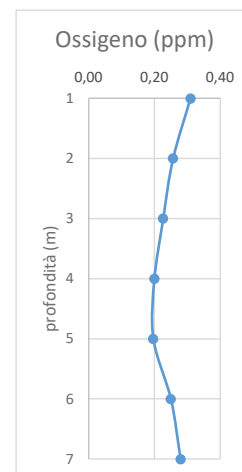
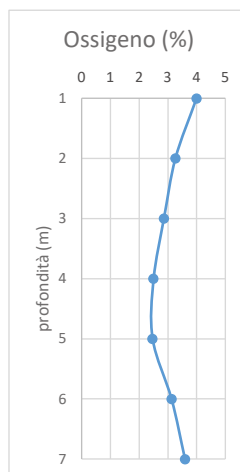
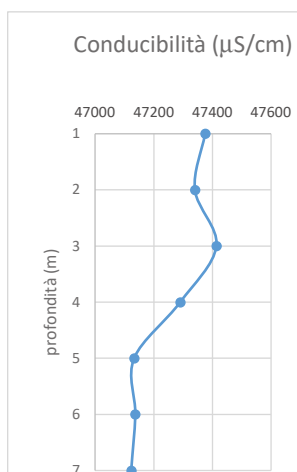
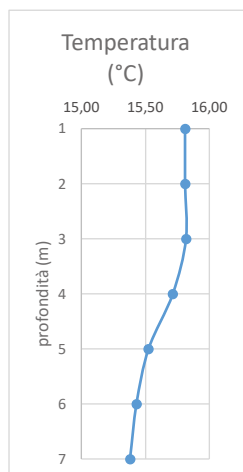


ST03 - 17/04/2019 10:50										
Profondità	Temperatura	Conducibilità	Ossigeno	Ossigeno	pH	Potenziale Red-ox	Torbidità	Clorofilla 'a'	direzione corrente	velocità corrente
m	°C	μS/cm	%	ppm	-	mV	NTU	mg/m ³	-	m/s
1	16,47	47633,3	18,60	1,45	8,13	178,00	4,70	4,10	N	0,1
2	16,14	47540,0	4,40	0,34	8,10	183,33	10,90	3,77		
3	16,25	47663,3	4,07	0,32	8,09	186,67	6,33	2,23		
4	15,90	47435,0	4,60	0,36	8,08	188,00	3,55	2,10		
5	15,69	47350,0	4,30	0,34	8,07	190,00	2,27	2,00		
6	15,65	47386,7	4,77	0,38	8,06	192,00	1,47	1,63		
7	15,56	47270,0	5,00	0,39	8,06	193,00	1,40	1,90		
8	15,47	47236,7	6,77	0,53	8,04	195,00	1,63	1,33		

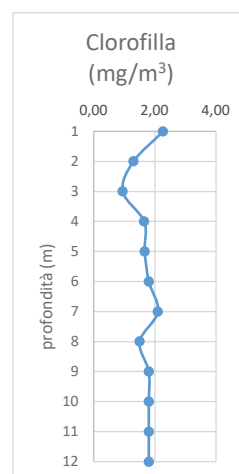
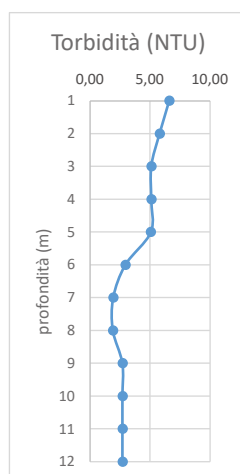
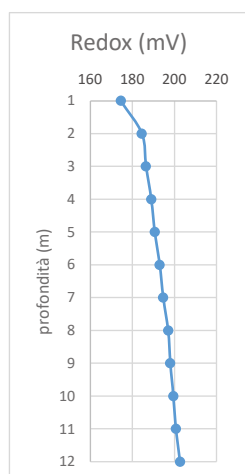
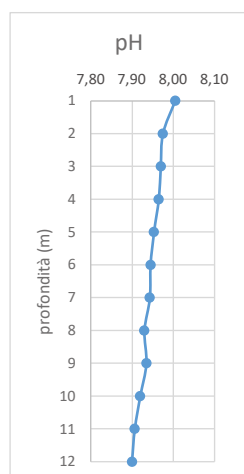
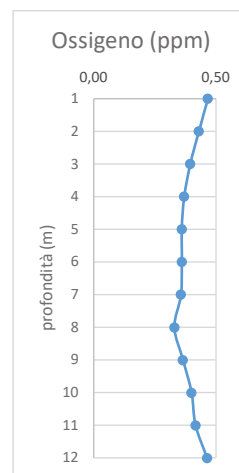
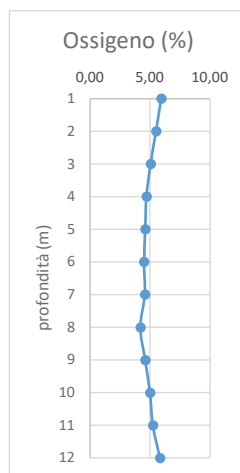
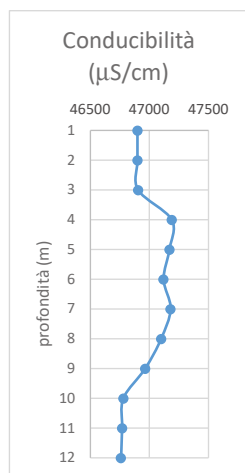
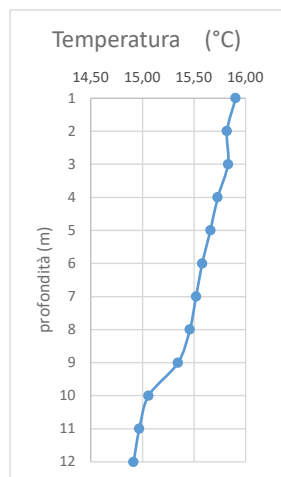


ST04 - 17/04/2019 11:05

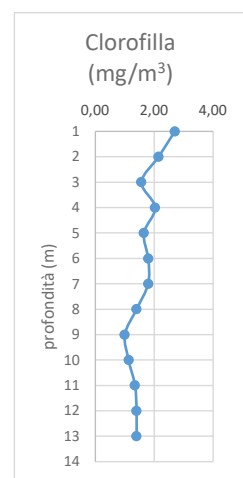
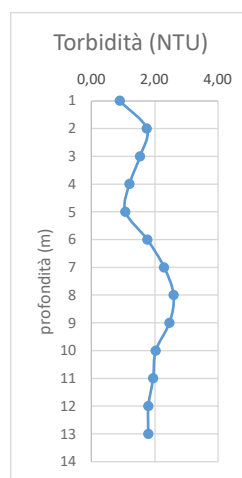
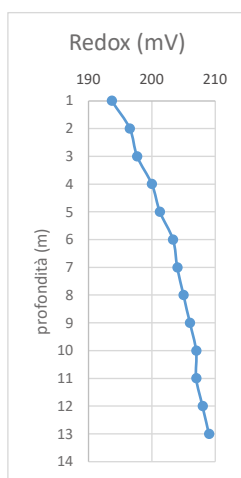
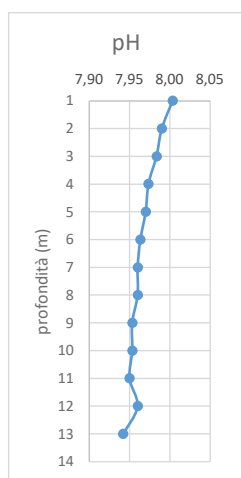
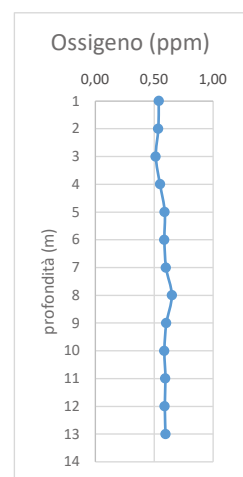
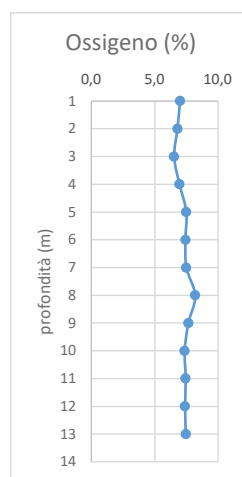
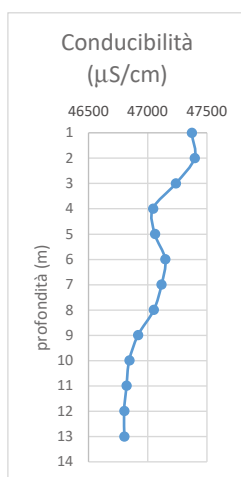
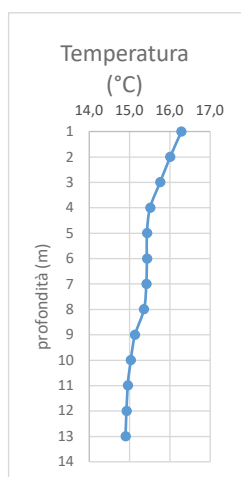
Profondità	Temperatura	Conducibilità	Ossigeno	Ossigeno	pH	Potenziale Red-ox	Torbidità	Clorofilla 'a'	direzione corrente	velocità corrente
m	°C	µS/cm	%	ppm	-	mV	NTU	mg/m ³	-	m/s
1	15,81	47375,0	4,00	0,31	8,08	184,50	5,90	4,40	N	0,1
2	15,81	47340,0	3,27	0,26	8,06	187,33	5,10	2,40		
3	15,82	47413,3	2,87	0,23	8,06	189,33	4,00	2,27		
4	15,71	47290,0	2,50	0,20	8,05	190,67	3,20	1,63		
5	15,52	47133,3	2,47	0,20	8,05	192,67	3,20	1,33		
6	15,43	47136,7	3,13	0,25	8,04	194,00	3,20	1,30		
7	15,38	47123,3	3,60	0,28	8,04	195,00	3,20	1,30		



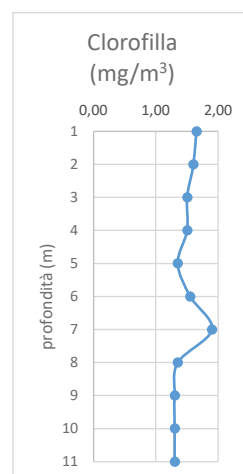
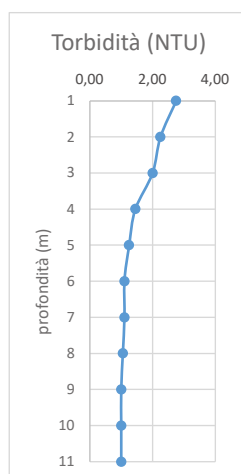
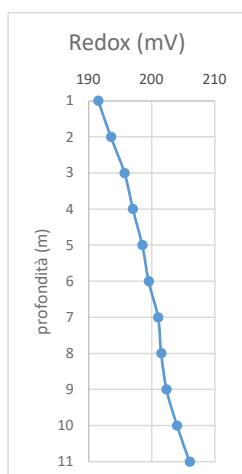
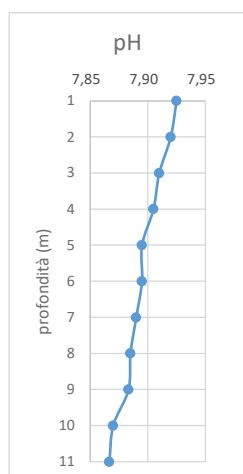
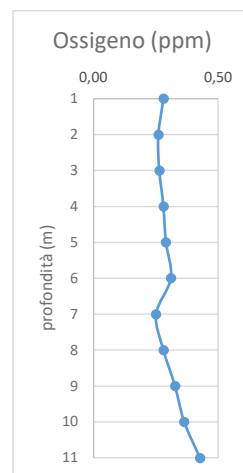
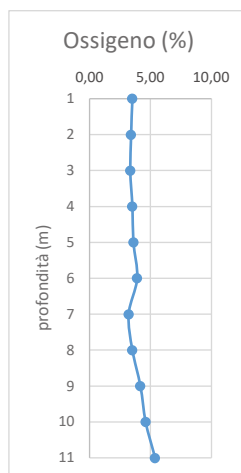
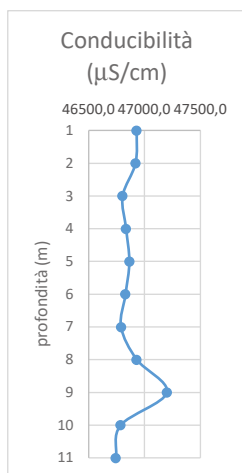
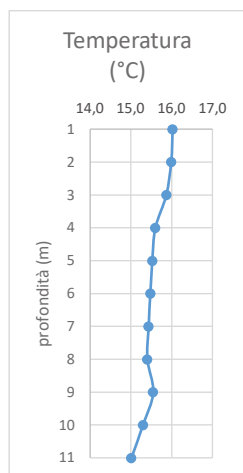
ST05 - 17/04/2019 10:35										
Profondità	Temperatura	Conducibilità	Ossigeno	Ossigeno	pH	Potenziale Red-ox	Torbidità	Clorofilla 'a'	direzione corrente	velocità corrente
m	°C	μS/cm	%	ppm	-	mV	NTU	mg/m ³	-	m/s
1	15,90	46900,0	5,93	0,47	8,01	174,50	6,60	2,27	NW	0,3
2	15,82	46900,0	5,50	0,43	7,98	184,50	5,80	1,30		
3	15,83	46905,0	5,05	0,40	7,97	186,50	5,10	0,95		
4	15,73	47190,0	4,70	0,37	7,97	189,00	5,10	1,65		
5	15,66	47170,0	4,60	0,36	7,95	190,67	5,07	1,67		
6	15,58	47120,0	4,50	0,36	7,95	193,00	2,95	1,80		
7	15,52	47180,0	4,57	0,36	7,94	194,67	1,93	2,10		
8	15,46	47100,0	4,20	0,33	7,93	197,00	1,90	1,50		
9	15,35	46965,0	4,60	0,37	7,94	198,00	2,70	1,80		
10	15,06	46780,0	5,00	0,40	7,92	199,50	2,70	1,80		
11	14,97	46770,0	5,23	0,42	7,91	200,67	2,70	1,80		
12	14,91	46760,0	5,83	0,46	7,90	202,67	2,70	1,80		



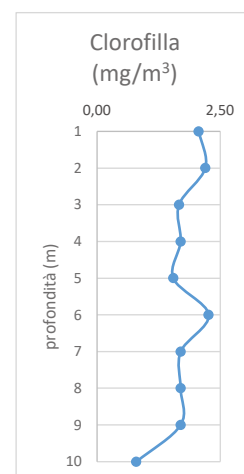
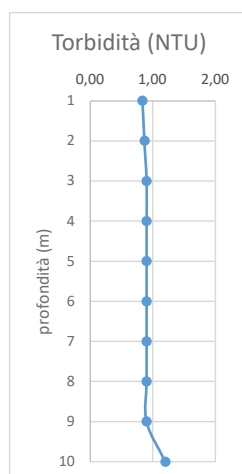
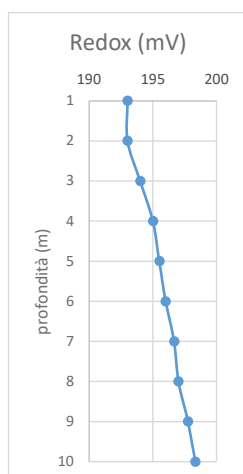
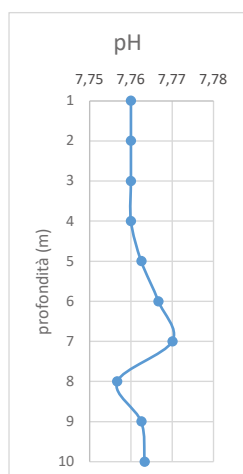
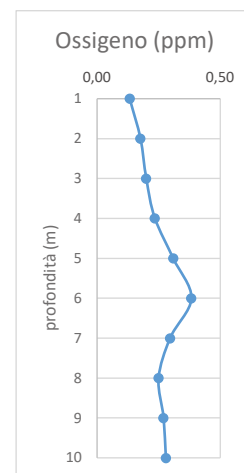
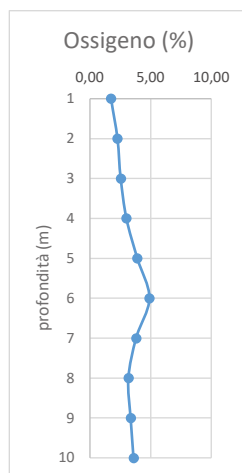
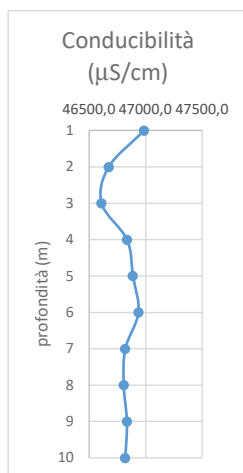
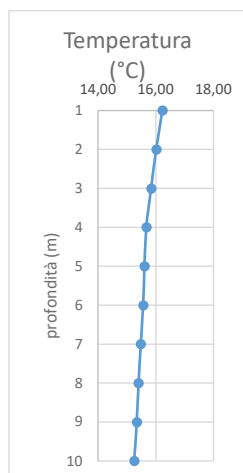
ST06 - 17/04/2019 10:45										
Profondità	Temperatura	Conducibilità	Ossigeno	Ossigeno	pH	Potenziale Red-ox	Torbidità	Clorofilla 'a'	direzione corrente	velocità corrente
m	°C	μS/cm	%	ppm	-	mV	NTU	mg/m ³	-	m/s
1	16,28	47370,0	7,0	0,54	8,00	193,67	0,90	2,70	NW	0,3
2	16,01	47395,0	6,8	0,54	7,99	196,50	1,75	2,15		
3	15,76	47236,7	6,5	0,51	7,98	197,67	1,53	1,57		
4	15,51	47043,3	7,0	0,55	7,97	200,00	1,20	2,03		
5	15,43	47060,0	7,5	0,59	7,97	201,25	1,08	1,65		
6	15,43	47146,7	7,4	0,59	7,96	203,33	1,77	1,80		
7	15,42	47115,0	7,5	0,60	7,96	204,00	2,30	1,80		
8	15,36	47050,0	8,2	0,65	7,96	205,00	2,60	1,40		
9	15,13	46916,7	7,7	0,60	7,95	206,00	2,47	1,00		
10	15,03	46843,3	7,4	0,59	7,95	207,00	2,03	1,13		
11	14,96	46820,0	7,5	0,60	7,95	207,00	1,95	1,35		
12	14,93	46800,0	7,4	0,59	7,96	208,00	1,80	1,40		
13	14,90	46802,0	7,5	0,60	7,94	209,00	1,80	1,40		

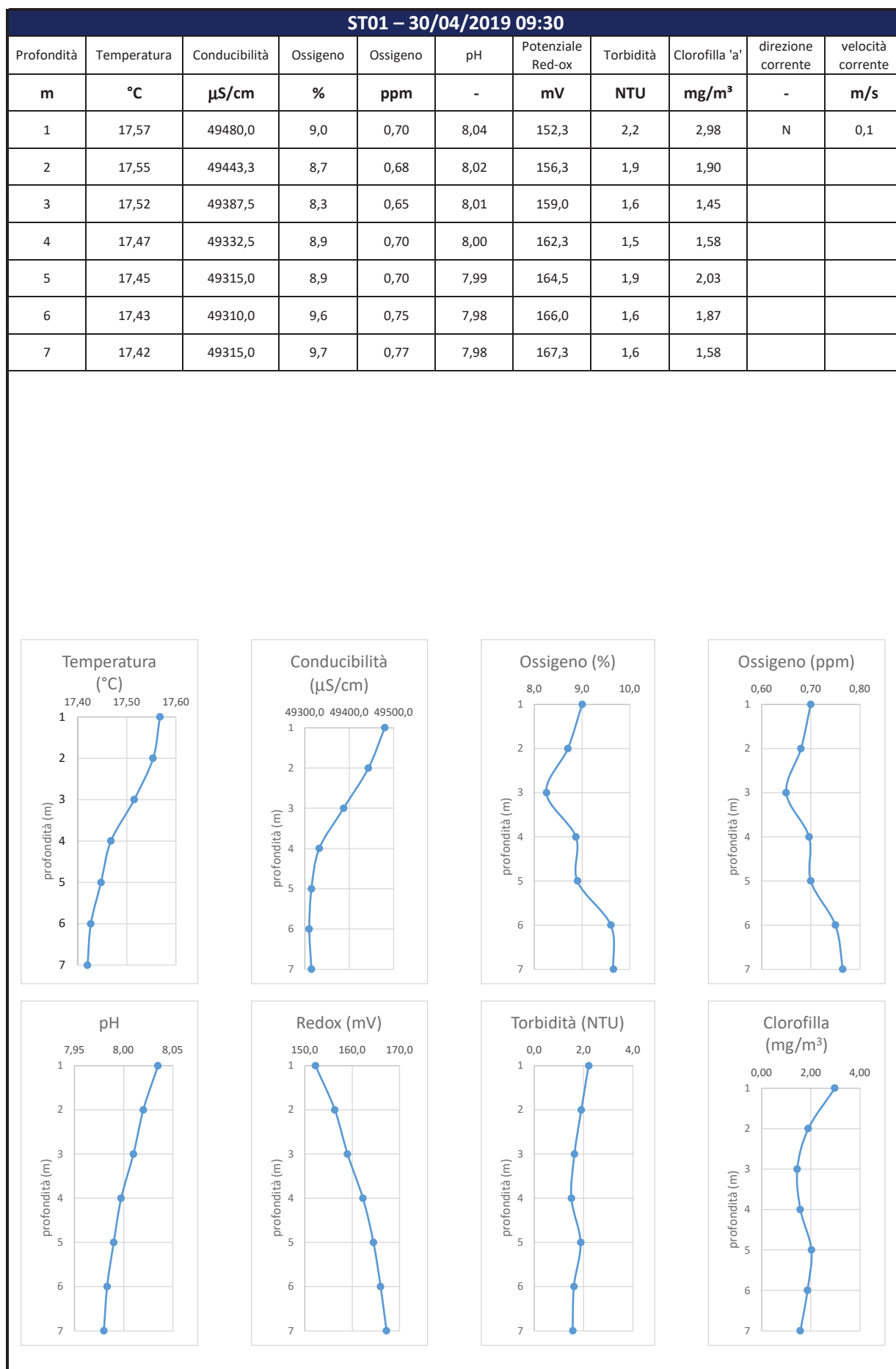


ST07 – 17/04/2019 10:20										
Profondità	Temperatura	Conducibilità	Ossigeno	Ossigeno	pH	Potenziale Red-ox	Torbidità	Clorofilla 'a'	direzione corrente	velocità corrente
m	°C	μS/cm	%	ppm	-	mV	NTU	mg/m ³	-	m/s
1	16,03	46930,0	3,50	0,28	7,93	191,50	2,75	1,65	NW	0,3
2	15,99	46920,0	3,40	0,26	7,92	193,50	2,25	1,60		
3	15,87	46803,3	3,33	0,26	7,91	195,67	2,00	1,50		
4	15,60	46835,0	3,50	0,28	7,91	197,00	1,45	1,50		
5	15,53	46865,0	3,60	0,29	7,90	198,50	1,25	1,35		
6	15,48	46830,0	3,90	0,31	7,90	199,50	1,10	1,55		
7	15,44	46790,0	3,20	0,25	7,89	201,00	1,10	1,90		
8	15,41	46930,0	3,50	0,28	7,89	201,50	1,05	1,35		
9	15,55	47200,0	4,17	0,33	7,88	202,33	1,00	1,30		
10	15,30	46786,7	4,60	0,36	7,87	204,00	1,00	1,30		
11	15,01	46743,3	5,37	0,43	7,87	206,00	1,00	1,30		



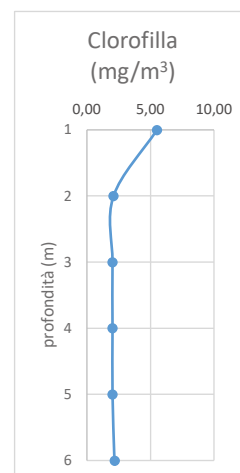
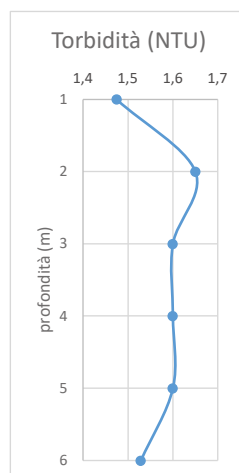
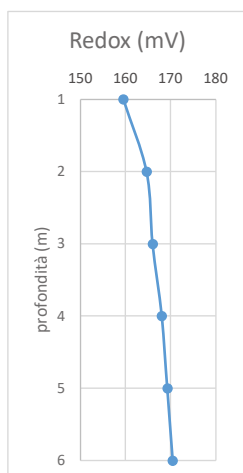
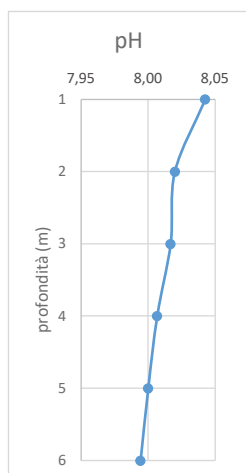
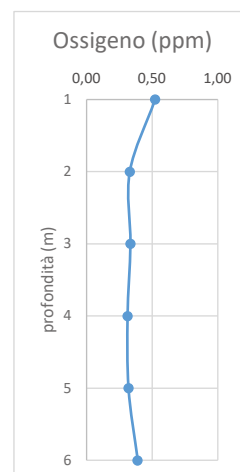
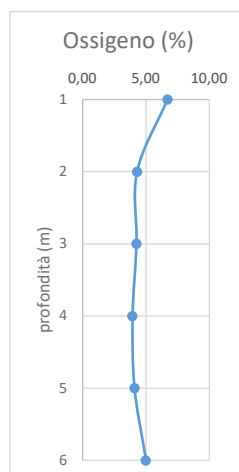
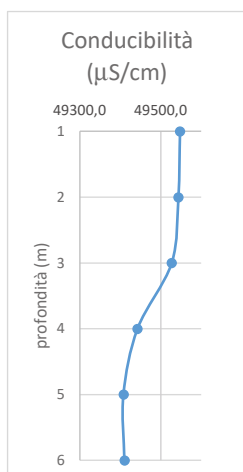
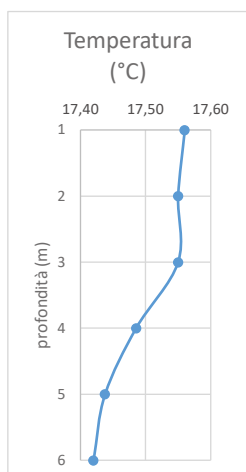
ST08 – 17/04/2019 10:00										
Profondità	Temperatura	Conducibilità	Ossigeno	Ossigeno	pH	Potenziale Red-ox	Torbidità	Clorofilla 'a'	direzione corrente	velocità corrente
m	°C	μS/cm	%	ppm	-	mV	NTU	mg/m ³	-	m/s
1	16,23	46986,7	1,73	0,13	7,76	193	0,83	2,07	NW	0,3
2	16,01	46673,3	2,27	0,18	7,76	193	0,87	2,20		
3	15,84	46610,0	2,53	0,20	7,76	194	0,90	1,67		
4	15,67	46835,0	3,00	0,24	7,76	195	0,90	1,70		
5	15,61	46887,5	3,90	0,31	7,76	195,5	0,90	1,55		
6	15,56	46936,7	4,90	0,38	7,77	196	0,90	2,27		
7	15,48	46820,0	3,80	0,30	7,77	196,7	0,90	1,70		
8	15,40	46806,7	3,17	0,25	7,76	197,0	0,90	1,70		
9	15,34	46835,0	3,35	0,27	7,76	197,8	0,90	1,70		
10	15,25	46820,0	3,60	0,28	7,76	198,3	1,20	0,80		



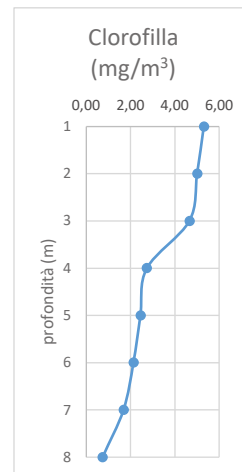
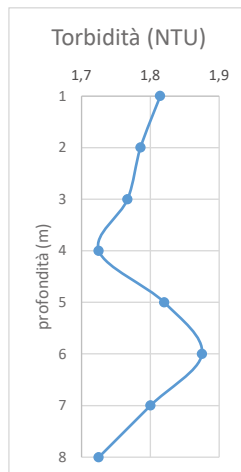
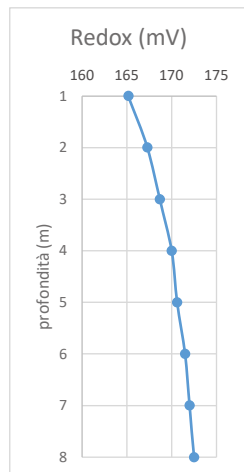
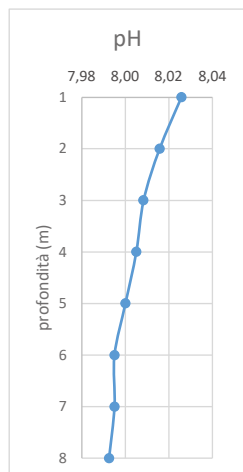
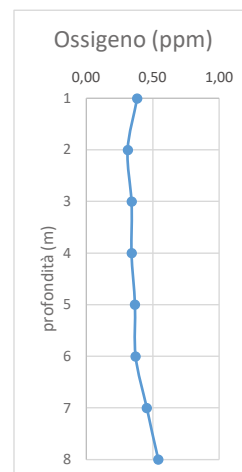
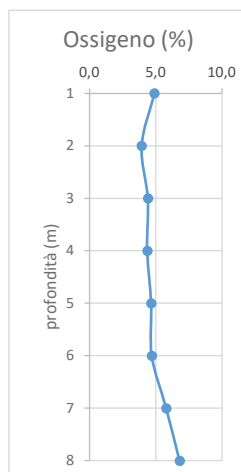
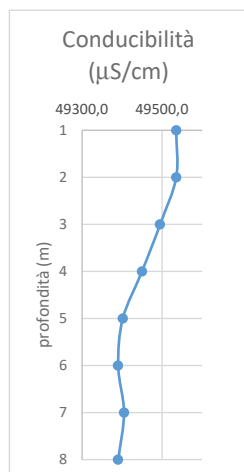
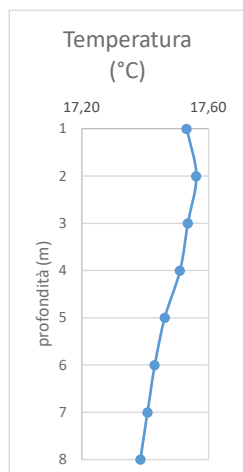


ST02 – 30/04/2019 09:40

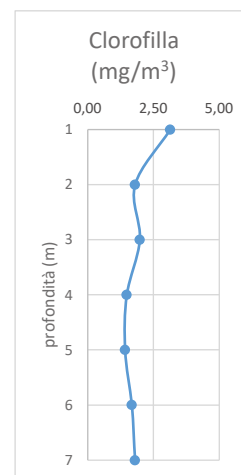
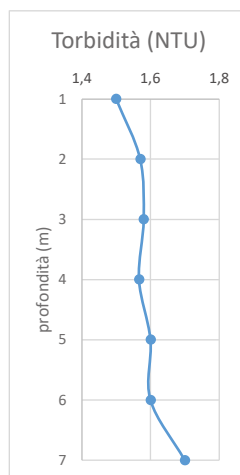
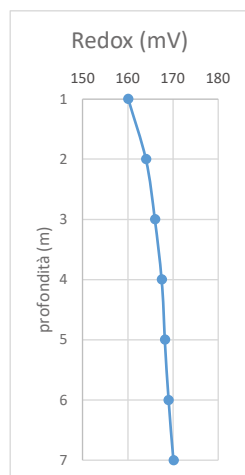
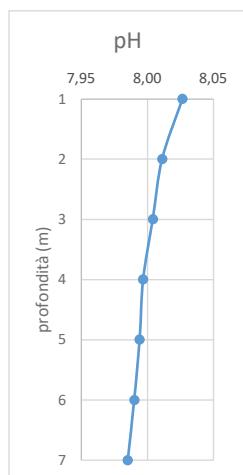
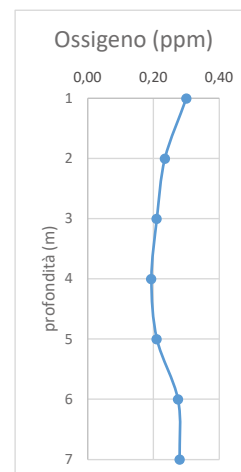
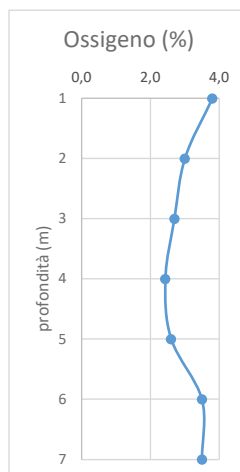
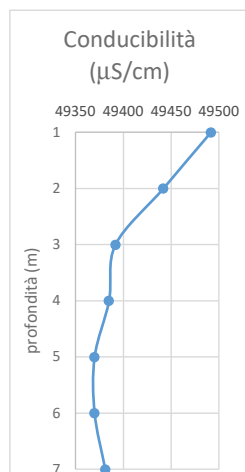
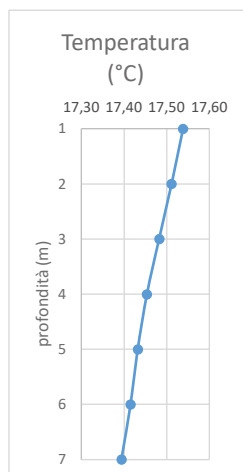
Profondità	Temperatura	Conducibilità	Ossigeno	Ossigeno	pH		Torbidità	Clorofilla 'a'	direzione corrente	velocità corrente
m	°C	μS/cm	%	ppm	-	mV	NTU	mg/m ³	-	m/s
1	17,56	49547,5	6,70	0,52	8,04	159,5	1,5	5,50	N	0,1
2	17,55	49543,3	4,30	0,33	8,02	164,7	1,7	2,08		
3	17,55	49526,7	4,25	0,34	8,02	166	1,6	2,00		
4	17,49	49442,2	3,93	0,31	8,01	168	1,6	2,00		
5	17,44	49407,5	4,10	0,32	8,00	169,25	1,6	2,00		
6	17,42	49410,0	5,00	0,39	7,99	170,4	1,5	2,17		



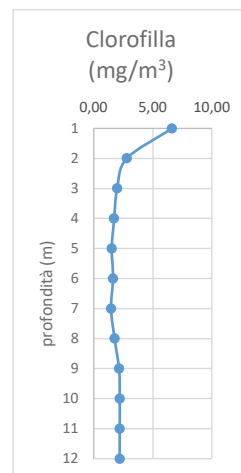
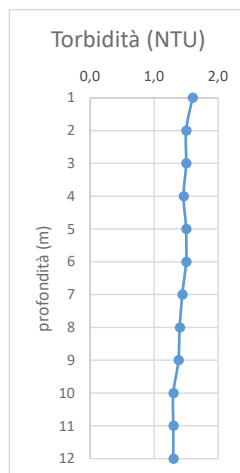
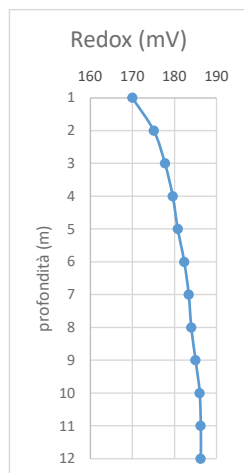
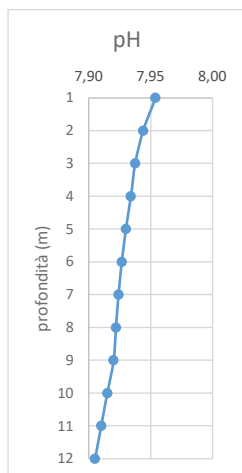
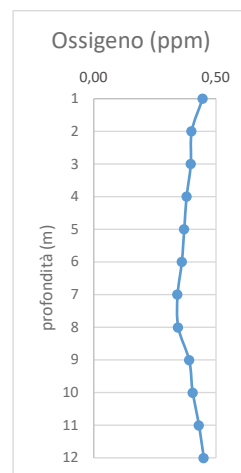
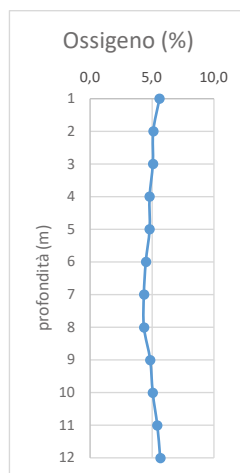
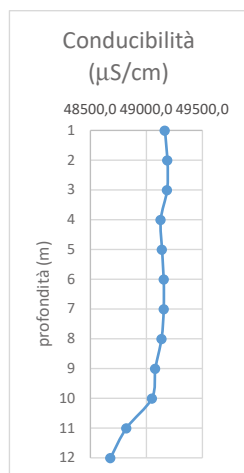
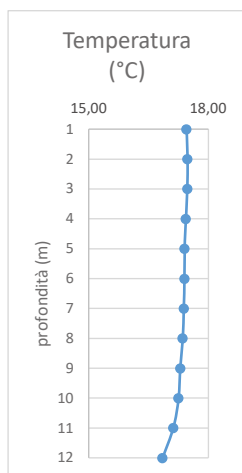
ST03 - 30/04/2019 09:10										
Profondità	Temperatura	Conducibilità	Ossigeno	Ossigeno	pH	Potenziale Red-ox	Torbidità	Clorofilla 'a'	direzione corrente	velocità corrente
m	°C	μS/cm	%	ppm	-	mV	NTU	mg/m ³	-	m/s
1	17,53	49535,7	4,9	0,38	8,03	165,14	1,8	5,30	N	0,1
2	17,56	49535,7	3,9	0,31	8,02	167,29	1,8	5,00		
3	17,54	49495,0	4,4	0,34	8,01	168,67	1,8	4,65		
4	17,51	49450,0	4,4	0,34	8,01	170,00	1,7	2,73		
5	17,46	49402,0	4,7	0,37	8,00	170,60	1,8	2,44		
6	17,43	49390,0	4,7	0,37	8,00	171,50	1,9	2,13		
7	17,41	49405,0	5,8	0,45	8,00	172,00	1,8	1,68		
8	17,39	49390,0	6,8	0,54	7,99	172,50	1,7	0,73		



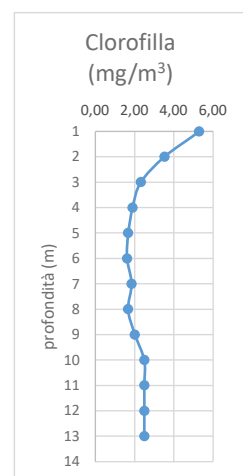
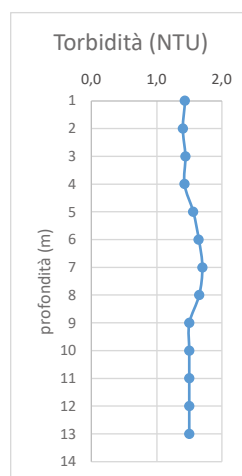
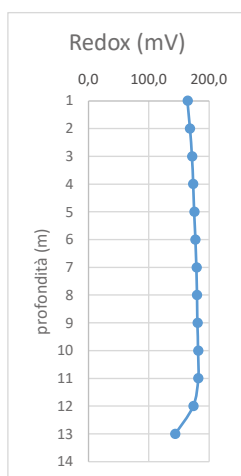
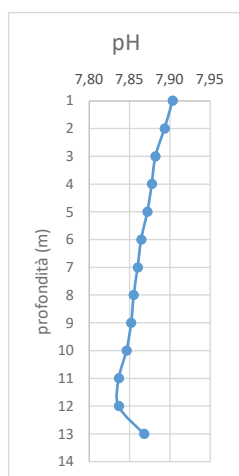
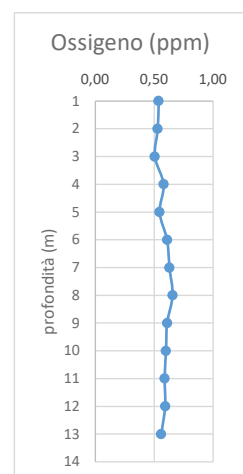
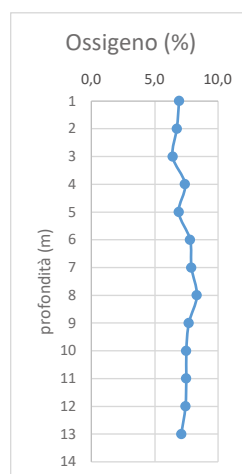
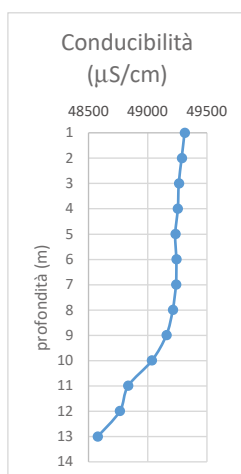
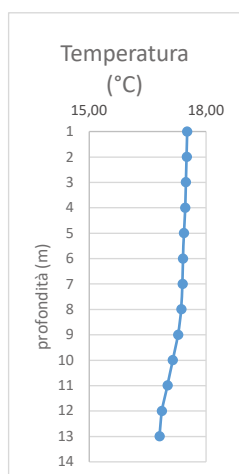
ST04 - 30/04/2019 09:20										
Profondità	Temperatura	Conducibilità	Ossigeno	Ossigeno	pH	Potenziale Red-ox	Torbidità	Clorofilla 'a'	direzione corrente	velocità corrente
m	°C	μS/cm	%	ppm	-	mV	NTU	mg/m ³	-	m/s
1	17,54	49491,8	3,8	0,30	8,03	160,09	1,5	3,14	N	0,1
2	17,51	49442,0	3,0	0,24	8,01	164,00	1,6	1,80		
3	17,48	49392,0	2,7	0,21	8,00	166,00	1,6	1,98		
4	17,45	49385,0	2,4	0,19	8,00	167,50	1,6	1,48		
5	17,43	49370,0	2,6	0,21	7,99	168,20	1,6	1,42		
6	17,42	49370,0	3,5	0,28	7,99	169,00	1,6	1,68		
7	17,39	49381,3	3,5	0,28	7,99	170,13	1,7	1,80		



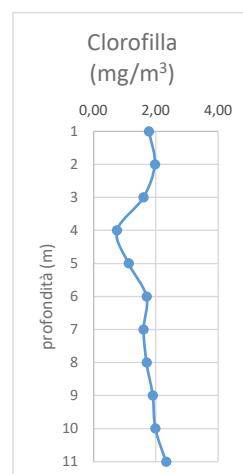
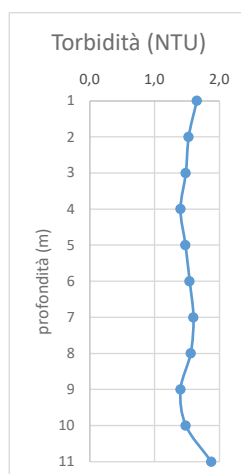
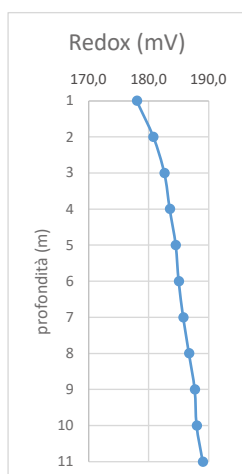
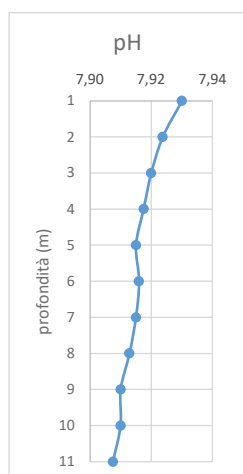
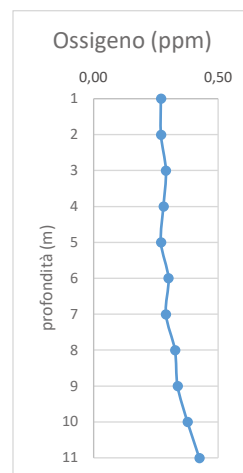
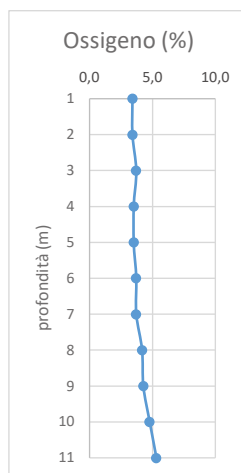
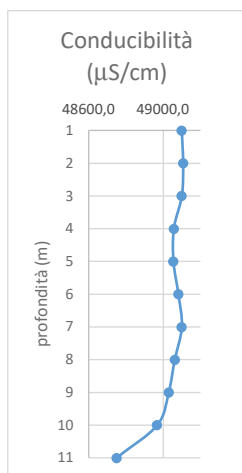
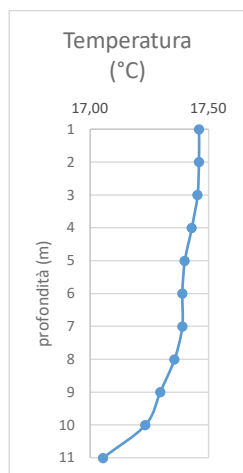
ST05 - 30/04/2019 8:50										
Profondità	Temperatura	Conducibilità	Ossigeno	Ossigeno	pH	Potenziale Red-ox	Torbidità	Clorofilla 'a'	direzione corrente	velocità corrente
m	°C	μS/cm	%	ppm	-	mV	NTU	mg/m ³	-	m/s
1	17,45	49166,0	5,6	0,45	7,95	170,00	1,6	6,62	N	0,1
2	17,48	49188,0	5,1	0,40	7,94	175,10	1,5	2,79		
3	17,47	49185,0	5,1	0,40	7,94	177,75	1,5	1,98		
4	17,44	49128,0	4,8	0,38	7,93	179,60	1,5	1,72		
5	17,40	49140,0	4,8	0,37	7,93	180,80	1,5	1,52		
6	17,40	49155,0	4,5	0,36	7,93	182,33	1,5	1,63		
7	17,38	49156,0	4,4	0,34	7,92	183,40	1,4	1,46		
8	17,36	49136,0	4,4	0,35	7,92	184,00	1,4	1,76		
9	17,30	49080,0	4,9	0,39	7,92	185,00	1,4	2,14		
10	17,25	49050,0	5,1	0,41	7,92	186,00	1,3	2,20		
11	17,12	48822,5	5,4	0,43	7,91	186,25	1,3	2,20		
12	16,85	48680,0	5,7	0,45	7,91	186,25	1,3	2,20		



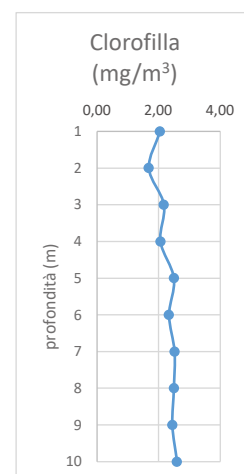
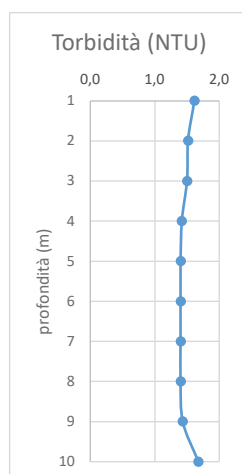
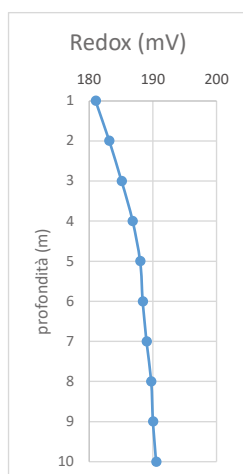
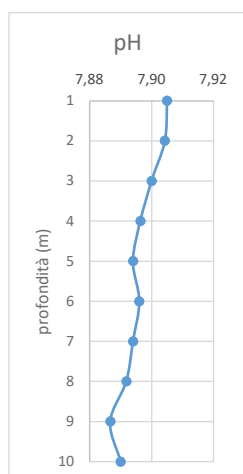
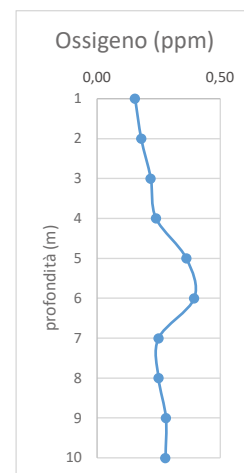
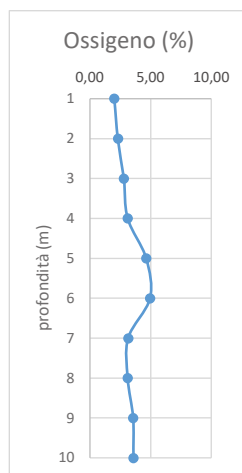
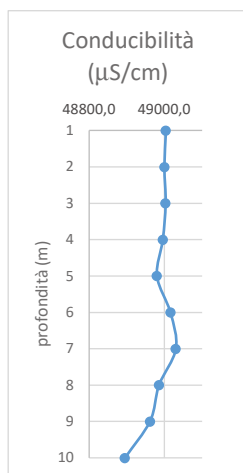
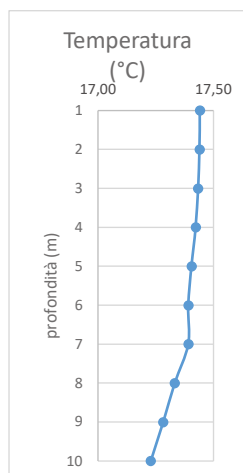
ST06 - 30/04/2019 09:00										
Profondità	Temperatura	Conducibilità	Ossigeno	Ossigeno	pH	Potenziale Red-ox	Torbidità	Clorofilla 'a'	direzione corrente	velocità corrente
m	°C	μS/cm	%	ppm	-	mV	NTU	mg/m ³	-	m/s
1	17,51	49310,0	6,9	0,54	7,90	164,0	1,4	5,30	N	0,1
2	17,50	49286,7	6,8	0,53	7,89	168,2	1,4	3,53		
3	17,48	49262,0	6,4	0,51	7,88	171,6	1,4	2,32		
4	17,46	49252,5	7,4	0,58	7,88	173,5	1,4	1,90		
5	17,43	49232,0	6,9	0,55	7,87	175,2	1,6	1,68		
6	17,40	49241,1	7,8	0,61	7,86	177,2	1,6	1,62		
7	17,39	49237,5	7,9	0,63	7,86	179,0	1,7	1,85		
8	17,36	49210,0	8,3	0,66	7,86	179,8	1,7	1,68		
9	17,28	49156,0	7,7	0,61	7,85	180,6	1,5	2,02		
10	17,14	49033,8	7,5	0,60	7,85	181,6	1,5	2,50		
11	17,01	48833,3	7,5	0,59	7,84	182,0	1,5	2,50		
12	16,86	48763,3	7,4	0,59	7,84	173,7	1,5	2,50		
13	16,80	48576,0	7,1	0,56	7,87	143,6	1,5	2,50		



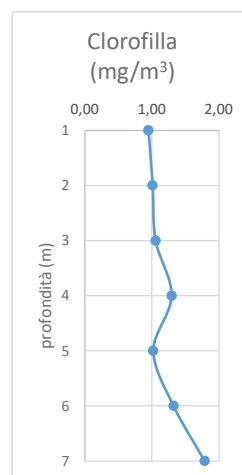
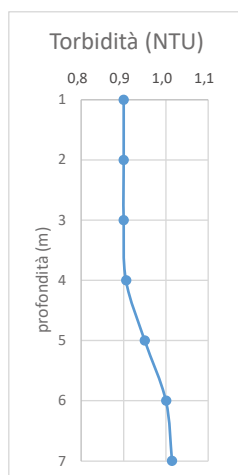
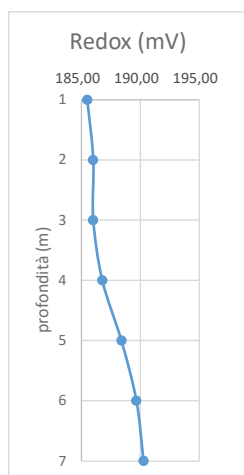
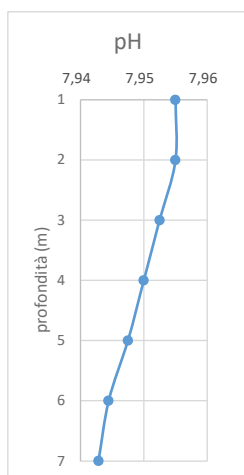
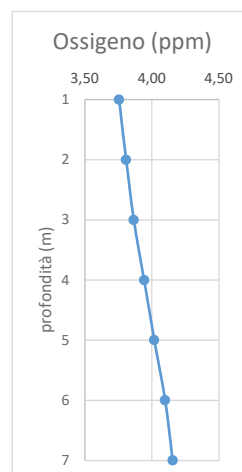
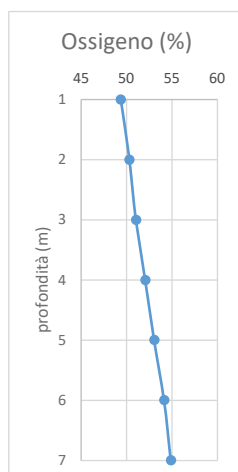
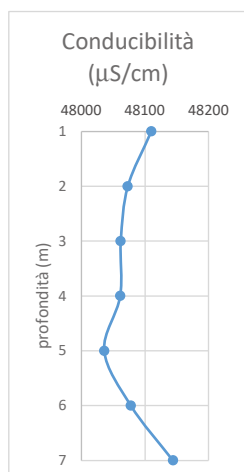
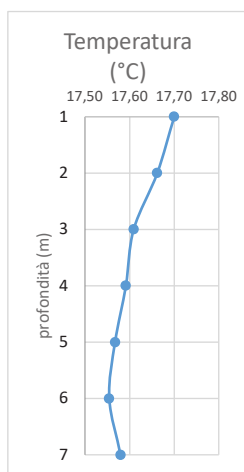
ST07 –30/04/2019 8:40										
Profondità	Temperatura	Conducibilità	Ossigeno	Ossigeno	pH	Potenziale Red-ox	Torbidità	Clorofilla 'a'	direzione corrente	velocità corrente
m	°C	µS/cm	%	ppm	-	mV	NTU	mg/m ³	-	m/s
1	17,46	49100,0	3,4	0,27	7,93	178,0	1,7	1,78	N	0,1
2	17,46	49107,5	3,4	0,27	7,92	180,8	1,5	1,96		
3	17,45	49100,0	3,7	0,29	7,92	182,6	1,5	1,60		
4	17,43	49057,5	3,5	0,28	7,92	183,5	1,4	0,75		
5	17,40	49055,0	3,5	0,27	7,92	184,5	1,5	1,13		
6	17,39	49082,0	3,7	0,30	7,92	185,0	1,5	1,70		
7	17,39	49100,0	3,7	0,29	7,92	185,8	1,6	1,60		
8	17,36	49062,9	4,2	0,33	7,91	186,7	1,6	1,70		
9	17,30	49030,0	4,3	0,34	7,91	187,7	1,4	1,90		
10	17,23	48968,0	4,8	0,38	7,91	188,0	1,5	1,98		
11	17,06	48750,0	5,3	0,42	7,91	189,0	1,9	2,33		



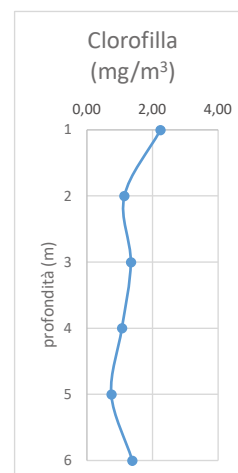
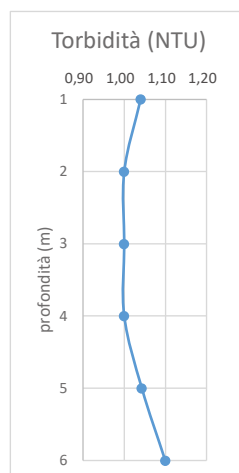
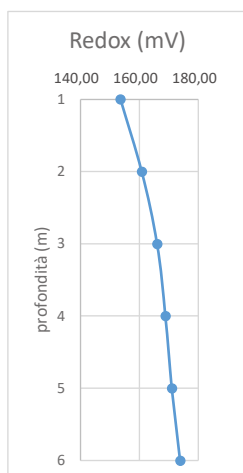
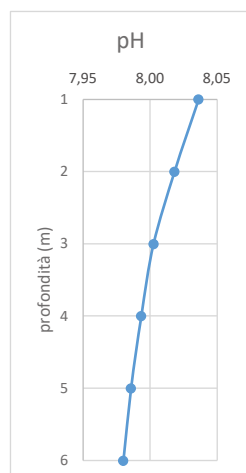
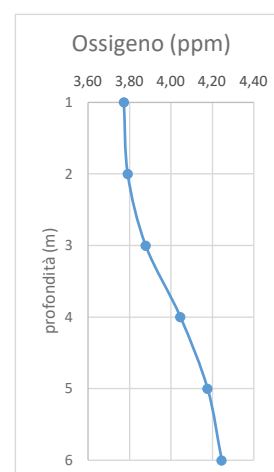
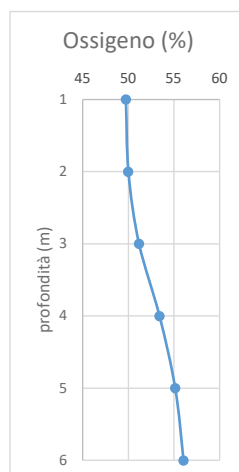
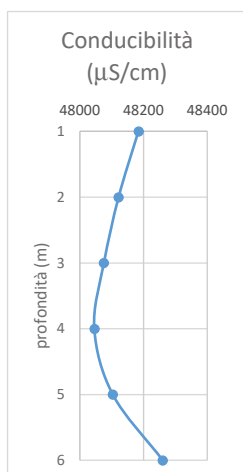
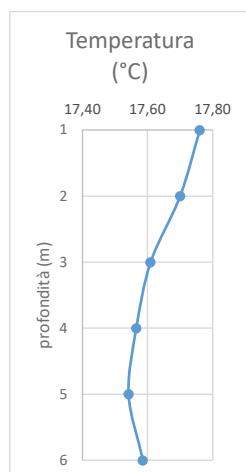
ST08 – 30/04/2019 8:30										
Profondità	Temperatura	Conducibilità	Ossigeno	Ossigeno	pH	Potenziale Red-ox	Torbidità	Clorofilla 'a'	direzione corrente	velocità corrente
m	°C	μS/cm	%	ppm	-	mV	NTU	mg/m ³	-	m/s
1	17,44	49003,8	2,00	0,16	7,91	181	1,6	2,05	N	0,1
2	17,44	49000,0	2,30	0,18	7,90	183,14	1,5	1,69		
3	17,43	49002,7	2,78	0,22	7,90	185,09	1,5	2,17		
4	17,42	48995,5	3,10	0,24	7,90	186,82	1,4	2,06		
5	17,40	48980,0	4,63	0,36	7,89	188	1,4	2,50		
6	17,39	49016,0	4,95	0,40	7,90	188,4	1,4	2,34		
7	17,39	49030,0	3,15	0,25	7,89	189	1,4	2,52		
8	17,33	48985,5	3,10	0,25	7,89	189,73	1,4	2,50		
9	17,28	48961,7	3,55	0,28	7,89	190	1,4	2,45		
10	17,23	48895,0	3,58	0,28	7,89	190,5	1,7	2,60		



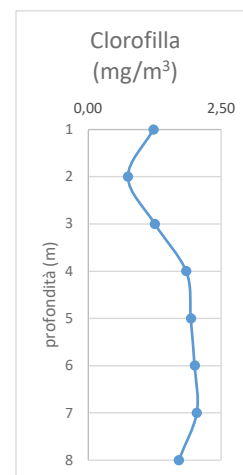
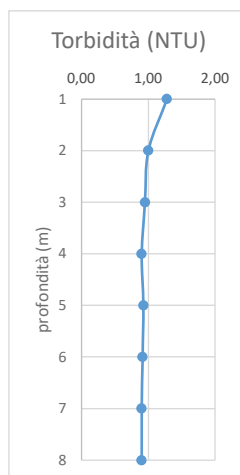
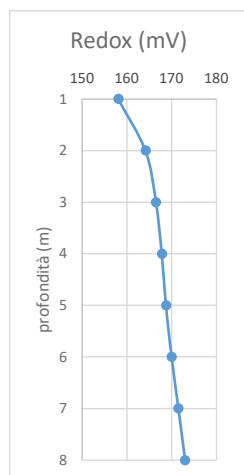
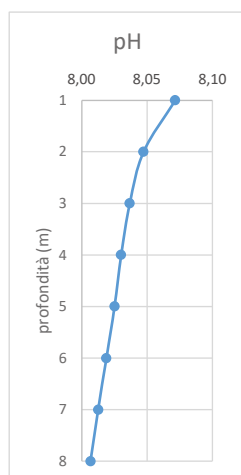
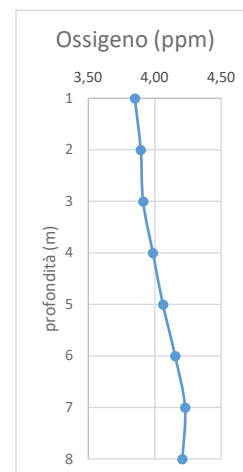
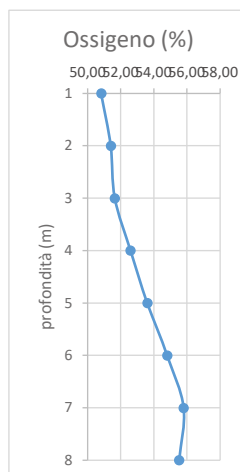
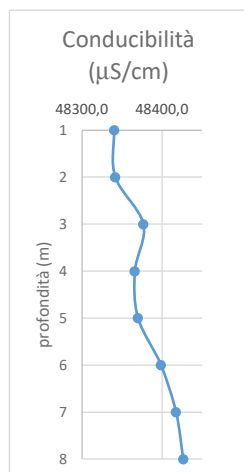
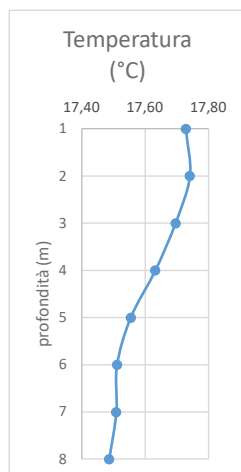
ST01 – 16/05/2019 11:40										
Profondità	Temperatura	Conducibilità	Ossigeno	Ossigeno	pH	Potenziale Red-ox	Torbidità	Clorofilla 'a'	direzione corrente	velocità corrente
m	°C	µS/cm	%	ppm	-	mV	NTU	mg/m ³	-	m/s
1	17,70	48110,0	49,35	3,75	7,96	185,50	0,9	0,95	N	0,1
2	17,66	48073,0	50,29	3,81	7,96	186,00	0,9	1,01		
3	17,61	48061,9	51,03	3,86	7,95	186,00	0,9	1,06		
4	17,59	48061,1	52,03	3,94	7,95	186,78	0,9	1,29		
5	17,57	48036,0	53,03	4,02	7,95	188,40	1,0	1,02		
6	17,55	48077,8	54,11	4,10	7,94	189,67	1,0	1,32		
7	17,58	48144,3	54,87	4,16	7,94	190,29	1,0	1,79		



ST02 - 16/05/2019 11:20										
Profondità	Temperatura	Conducibilità	Ossigeno	Ossigeno	pH	Potenziale Red-ox	Torbidità	Clorofilla 'a'	direzione corrente	velocità corrente
m	°C	μS/cm	%	ppm	-	mV	NTU	mg/m ³	-	m/s
1	17,76	48184,0	49,75	3,77	8,04	153,60	1,04	2,24	N	0,1
2	17,70	48120,9	50,00	3,79	8,02	160,82	1,00	1,14		
3	17,61	48075,0	51,19	3,88	8,00	166,00	1,00	1,34		
4	17,57	48045,0	53,43	4,05	7,99	168,83	1,00	1,07		
5	17,54	48102,9	55,16	4,18	7,99	171,00	1,04	0,74		
6	17,59	48260,0	56,06	4,25	7,98	173,82	1,10	1,38		

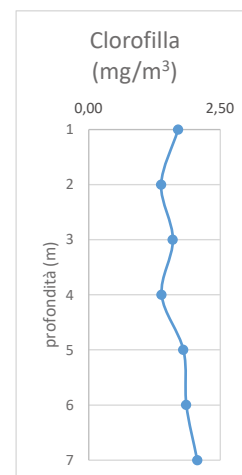
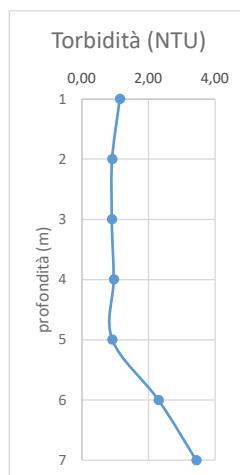
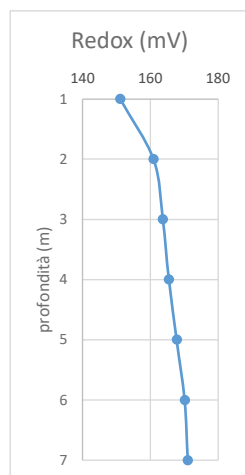
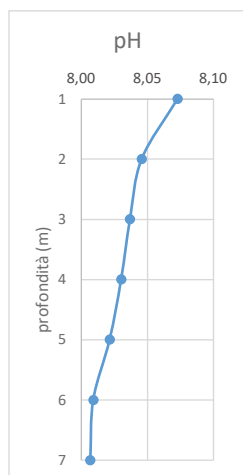
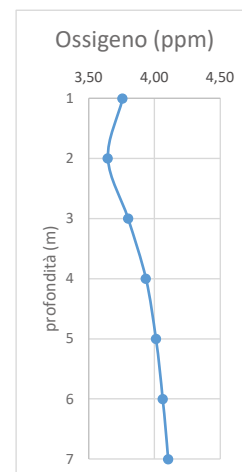
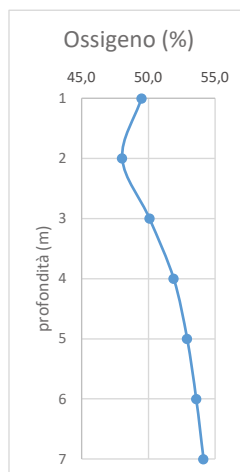
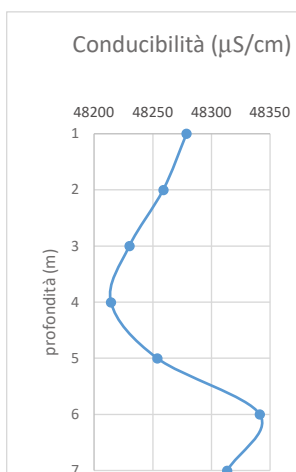
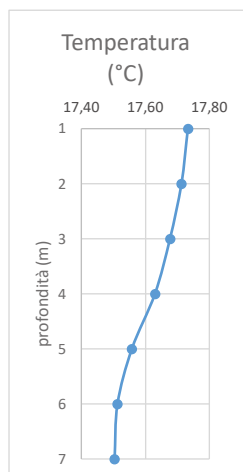


ST03 - 16/05/2019 10:55										
Profondità	Temperatura	Conducibilità	Ossigeno	Ossigeno	pH	Potenziale Red-ox	Torbidità	Clorofilla 'a'	direzione corrente	velocità corrente
m	°C	μS/cm	%	ppm	-	mV	NTU	mg/m ³	-	m/s
1	17,73	48340,0	50,82	3,85	8,07	158,07	1,28	1,22	N	0,1
2	17,74	48341,4	51,39	3,89	8,05	164,14	1,00	0,74		
3	17,70	48376,7	51,63	3,91	8,04	166,50	0,95	1,25		
4	17,63	48366,0	52,58	3,98	8,03	167,80	0,90	1,84		
5	17,56	48370,0	53,60	4,06	8,03	168,75	0,93	1,93		
6	17,51	48398,8	54,80	4,15	8,02	170,00	0,91	2,00		
7	17,51	48417,5	55,79	4,23	8,01	171,50	0,90	2,04		
8	17,49	48426,7	55,52	4,21	8,01	173,00	0,90	1,70		

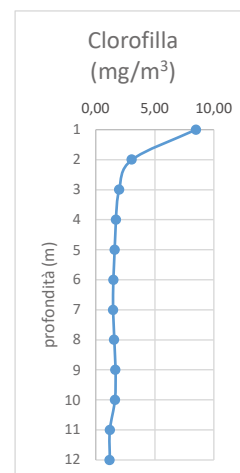
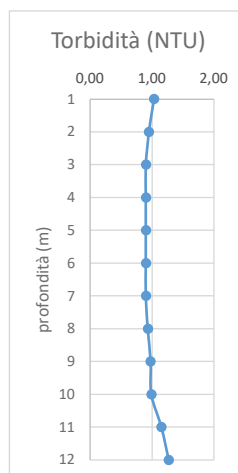
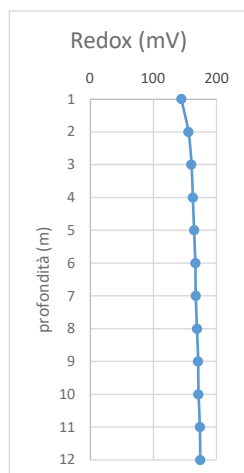
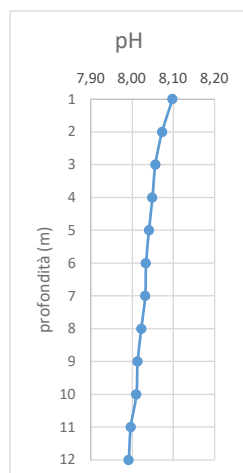
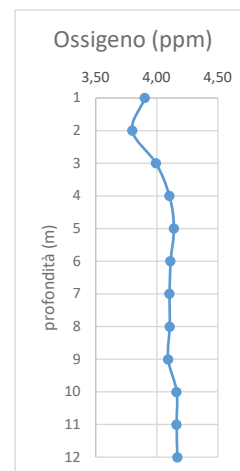
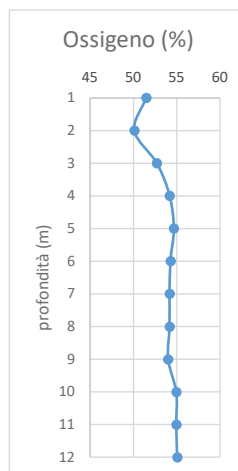
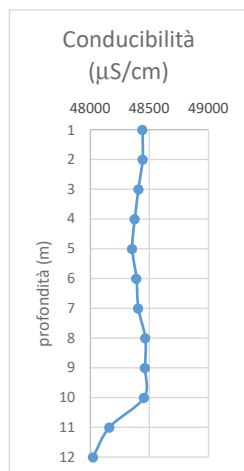
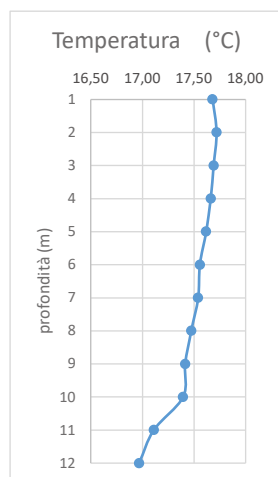


ST04 - 16/05/2019 10:35

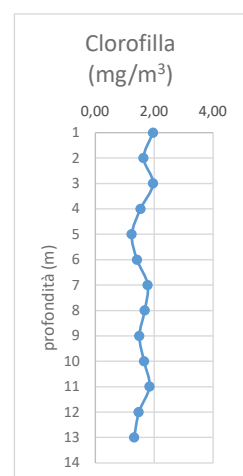
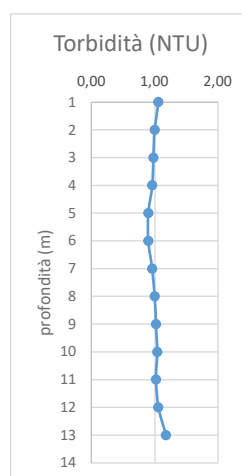
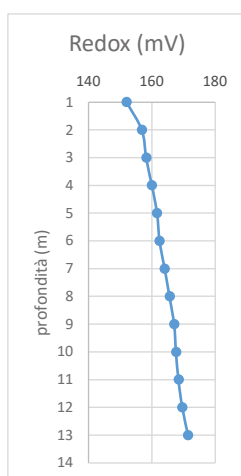
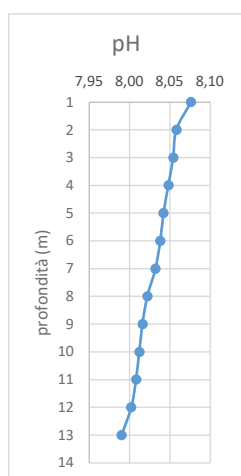
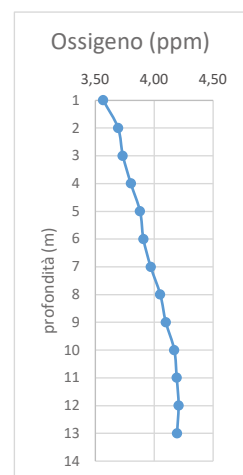
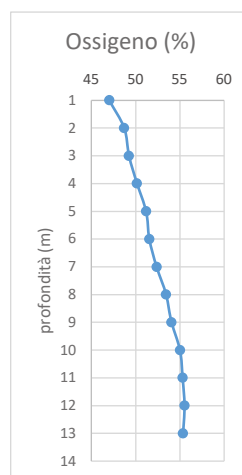
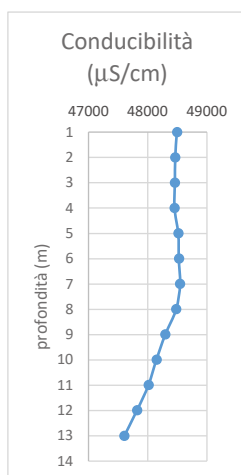
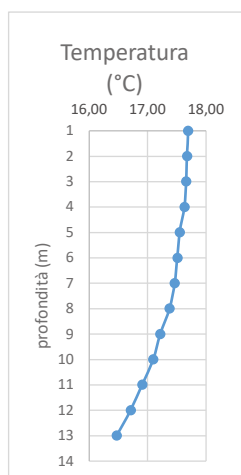
Profondità	Temperatura	Conducibilità	Ossigeno	Ossigeno	pH	Potenziale Red-ox	Torbidità	Clorofilla 'a'	direzione corrente	velocità corrente
m	°C	μS/cm	%	ppm	-	mV	NTU	mg/m ³	-	m/s
1	17,73	48278,7	49,49	3,76	8,07	151,07	1,14	1,70	N	0,1
2	17,71	48258,9	48,03	3,65	8,05	160,89	0,91	1,38		
3	17,68	48230,0	50,09	3,80	8,04	163,67	0,90	1,60		
4	17,63	48214,3	51,89	3,94	8,03	165,43	0,96	1,39		
5	17,56	48253,8	52,90	4,01	8,02	167,75	0,91	1,80		
6	17,51	48341,1	53,58	4,06	8,01	170,11	2,30	1,86		
7	17,50	48313,3	54,12	4,10	8,01	171,00	3,43	2,07		



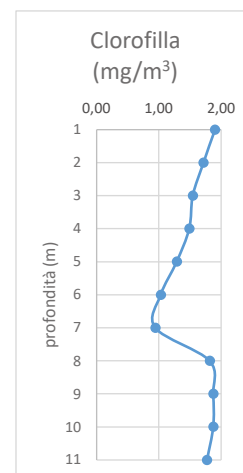
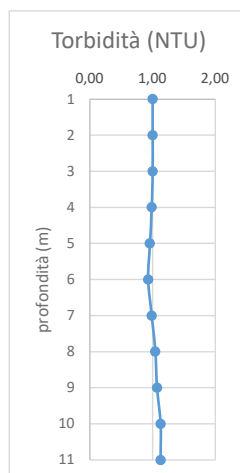
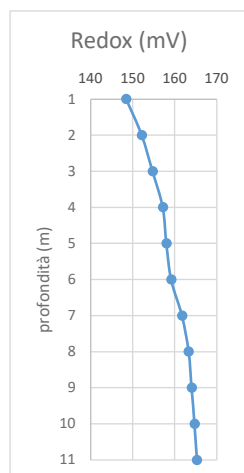
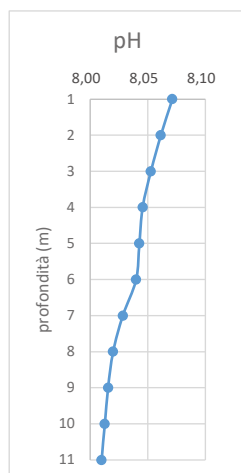
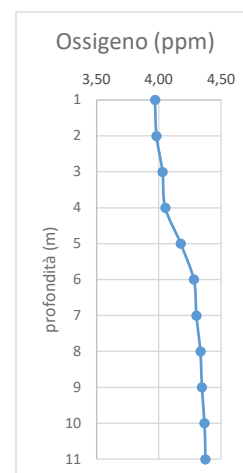
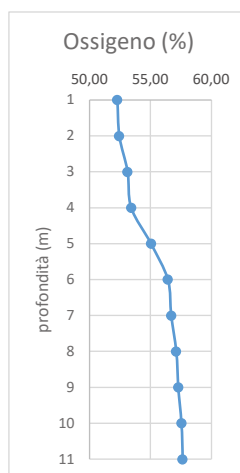
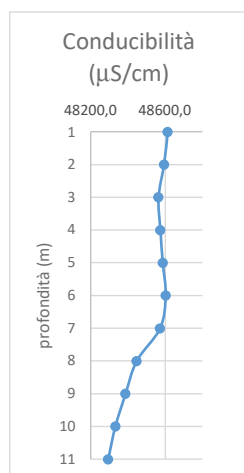
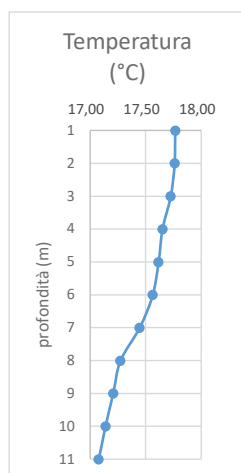
ST05 - 16/05/2019 10:15										
Profondità	Temperatura	Conducibilità	Ossigeno	Ossigeno	pH	Potenziale Red-ox	Torbidità	Clorofilla 'a'	direzione corrente	velocità corrente
m	°C	μS/cm	%	ppm	-	mV	NTU	mg/m ³	-	m/s
1	17,68	48441,3	51,46	3,90	8,10	144,19	1,03	8,48	NW	0,3
2	17,72	48442,5	50,11	3,80	8,07	155,44	0,95	3,05		
3	17,69	48408,1	52,70	3,99	8,06	160,25	0,90	1,98		
4	17,66	48376,3	54,18	4,10	8,05	162,38	0,90	1,71		
5	17,62	48355,6	54,66	4,14	8,04	164,44	0,90	1,61		
6	17,56	48390,6	54,27	4,11	8,03	166,44	0,90	1,49		
7	17,54	48406,9	54,16	4,10	8,03	167,00	0,90	1,47		
8	17,47	48466,3	54,17	4,10	8,02	169,00	0,93	1,56		
9	17,41	48463,1	54,00	4,09	8,01	170,81	0,98	1,66		
10	17,39	48455,6	54,95	4,16	8,01	171,31	0,99	1,63		
11	17,11	48161,9	54,95	4,16	8,00	173,50	1,15	1,19		
12	16,97	48023,1	55,05	4,17	7,99	174,19	1,27	1,18		



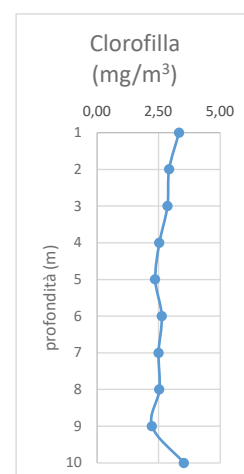
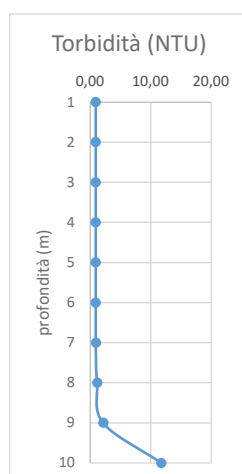
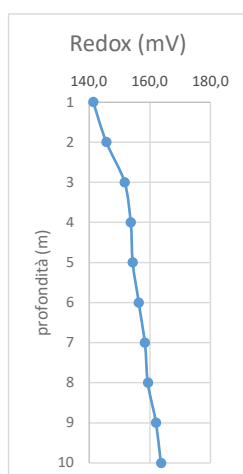
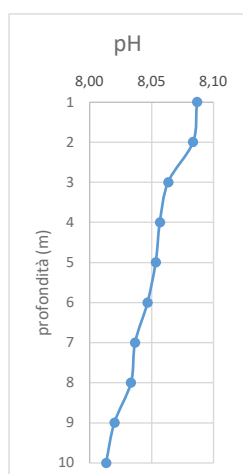
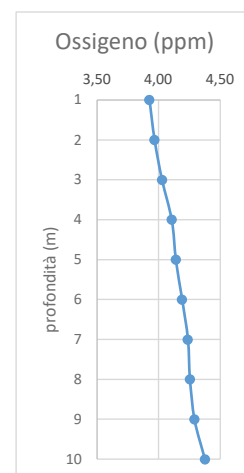
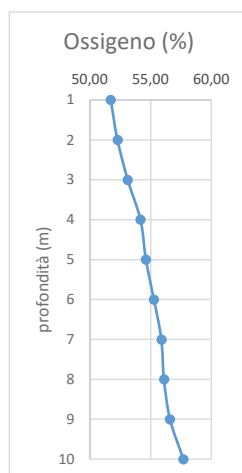
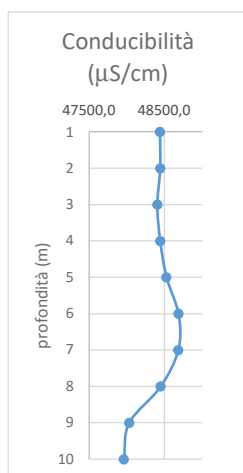
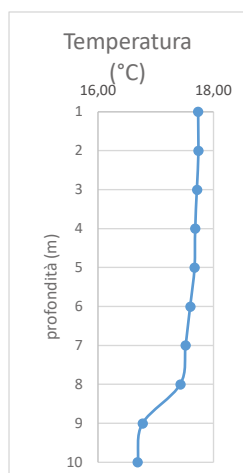
ST06 - 16/05/2019 09:55										
Profondità	Temperatura	Conducibilità	Ossigeno	Ossigeno	pH	Potenziale Red-ox	Torbidità	Clorofilla 'a'	direzione corrente	velocità corrente
m	°C	μS/cm	%	ppm	-	mV	NTU	mg/m ³	-	m/s
1	17,69	48492,0	47,02	3,57	8,08	152,00	1,06	1,96	NW	0,3
2	17,67	48462,0	48,70	3,69	8,06	156,80	1,00	1,64		
3	17,66	48456,0	49,24	3,73	8,05	158,20	0,98	1,96		
4	17,63	48450,0	50,15	3,80	8,05	160,00	0,96	1,54		
5	17,55	48514,0	51,19	3,88	8,04	161,60	0,90	1,24		
6	17,51	48524,0	51,55	3,91	8,04	162,40	0,90	1,42		
7	17,46	48544,0	52,38	3,97	8,03	164,00	0,96	1,78		
8	17,37	48478,0	53,44	4,05	8,02	165,60	1,00	1,68		
9	17,21	48294,0	54,06	4,10	8,02	167,00	1,02	1,50		
10	17,09	48146,0	55,02	4,17	8,01	167,60	1,04	1,66		
11	16,90	48010,0	55,32	4,19	8,01	168,40	1,02	1,84		
12	16,71	47816,0	55,54	4,21	8,00	169,60	1,06	1,48		
13	16,47	47604,0	55,36	4,19	7,99	171,40	1,18	1,32		



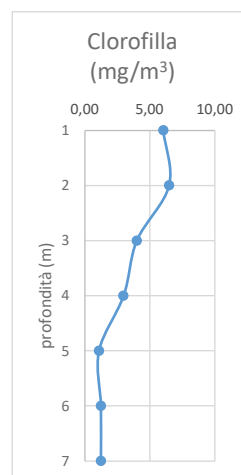
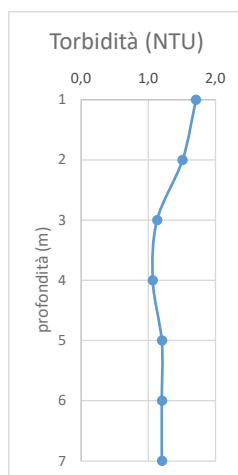
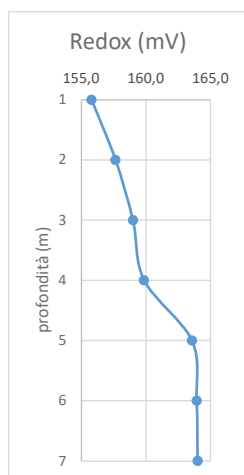
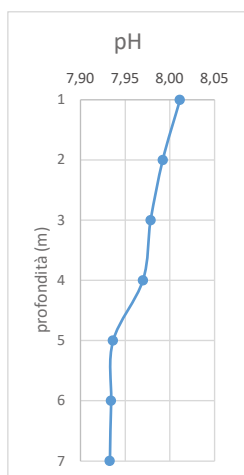
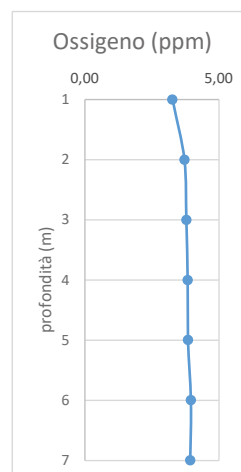
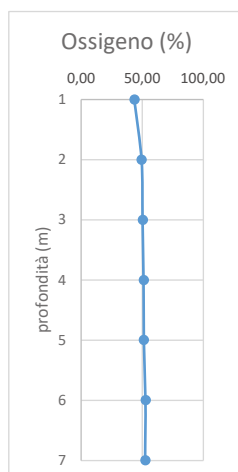
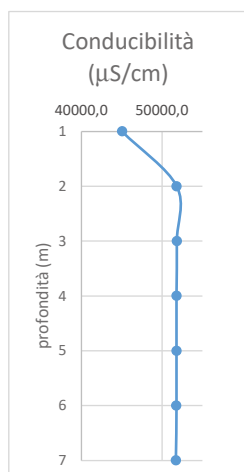
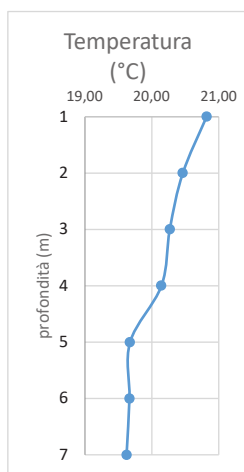
ST07 – 16/05/2019 09:25										
Profondità	Temperatura	Conducibilità	Ossigeno	Ossigeno	pH	Potenziale Red-ox	Torbidità	Clorofilla 'a'	direzione corrente	velocità corrente
m	°C	µS/cm	%	ppm	-	mV	NTU	mg/m ³	-	m/s
1	17,77	48614,3	52,27	3,97	8,07	148,43	1,00	1,90	NW	0,3
2	17,76	48594,3	52,43	3,98	8,06	152,14	1,00	1,71		
3	17,73	48564,3	53,11	4,03	8,05	154,71	1,00	1,54		
4	17,65	48574,3	53,41	4,05	8,05	157,14	0,99	1,49		
5	17,62	48587,1	55,04	4,17	8,04	158,00	0,96	1,29		
6	17,56	48602,9	56,42	4,28	8,04	159,14	0,93	1,03		
7	17,45	48572,9	56,70	4,30	8,03	161,71	0,99	0,94		
8	17,27	48447,1	57,11	4,33	8,02	163,29	1,04	1,81		
9	17,21	48387,1	57,28	4,34	8,02	164,00	1,07	1,87		
10	17,14	48332,9	57,54	4,37	8,01	164,71	1,13	1,87		
11	17,08	48294,3	57,64	4,37	8,01	165,29	1,13	1,77		



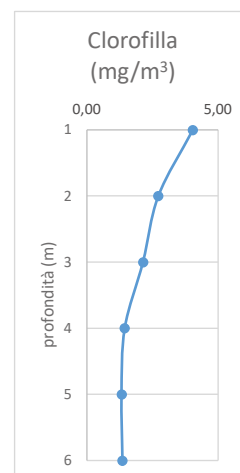
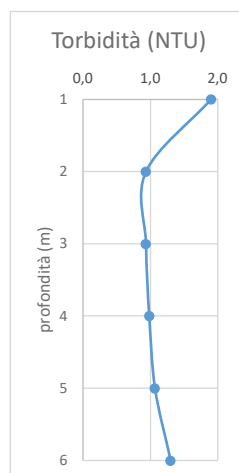
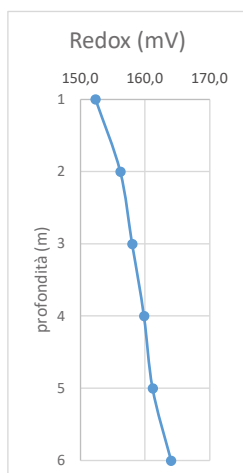
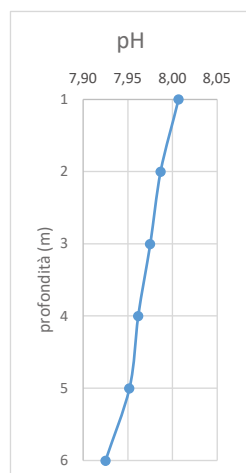
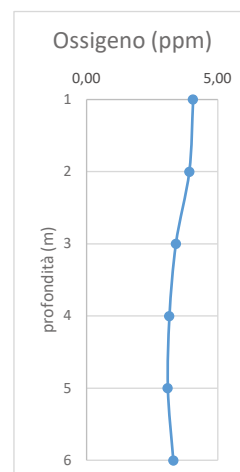
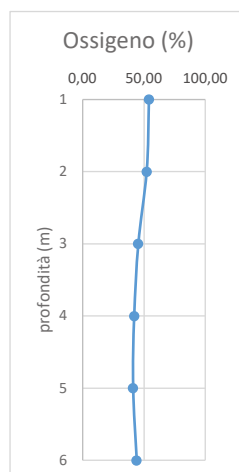
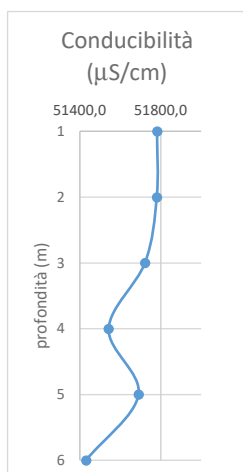
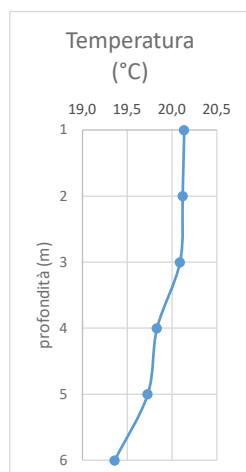
ST08 – 16/05/2019 09:00										
Profondità	Temperatura	Conducibilità	Ossigeno	Ossigeno	pH	Potenziale Red-ox	Torbidità	Clorofilla 'a'	direzione corrente	velocità corrente
m	°C	µS/cm	%	ppm	-	mV	NTU	mg/m ³	-	m/s
1	17,73	48440,0	51,71	3,93	8,09	141,3	0,90	3,33	NW	0,3
2	17,74	48443,3	52,27	3,97	8,08	145,7	0,90	2,93		
3	17,71	48406,7	53,11	4,03	8,06	151,7	0,90	2,87		
4	17,68	48443,3	54,16	4,11	8,06	153,7	0,90	2,53		
5	17,67	48526,7	54,61	4,14	8,05	154,3	0,90	2,37		
6	17,59	48686,7	55,26	4,19	8,05	156,3	0,90	2,63		
7	17,51	48683,3	55,88	4,24	8,04	158,3	0,93	2,50		
8	17,42	48450,0	56,10	4,26	8,03	159,3	1,13	2,53		
9	16,77	48033,3	56,58	4,29	8,02	162,0	2,13	2,23		
10	16,68	47963,3	57,69	4,38	8,01	163,7	11,73	3,53		



ST01 – 30/04/2019 09:30										
Profondità	Temperatura	Conducibilità	Ossigeno	Ossigeno	pH	Potenziale Red-ox	Torbidità	Clorofilla 'a'	direzione corrente	velocità corrente
m	°C	μS/cm	%	ppm	-	mV	NTU	mg/m ³	-	m/s
1	20,82	45046,5	43,53	3,27	8,01	155,8	1,7	6,04	N	0,1
2	20,46	51810,7	49,38	3,71	7,99	157,6	1,5	6,49		
3	20,27	51848,6	50,32	3,78	7,98	159,0	1,1	4,00		
4	20,14	51807,9	51,03	3,83	7,97	159,9	1,1	2,98		
5	19,67	51805,0	51,19	3,85	7,94	163,6	1,2	1,09		
6	19,67	51787,9	52,62	3,95	7,93	163,9	1,2	1,24		
7	19,62	51726,4	52,38	3,93	7,93	164,0	1,2	1,24		

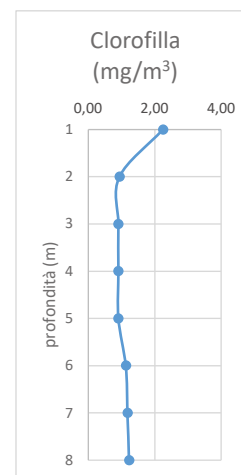
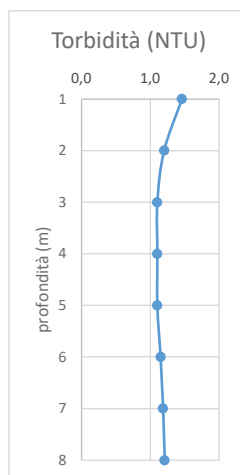
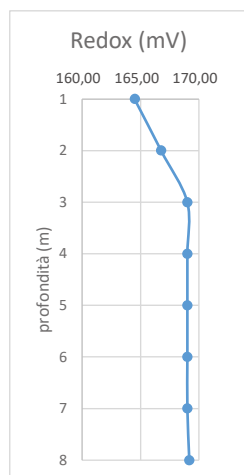
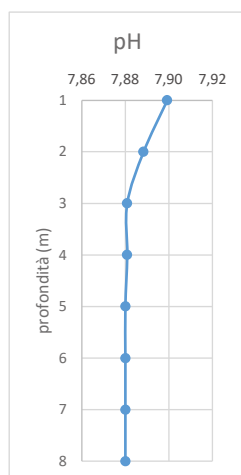
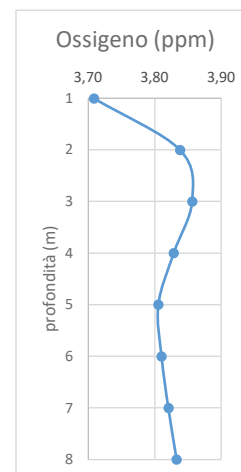
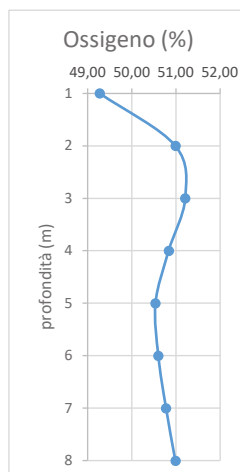
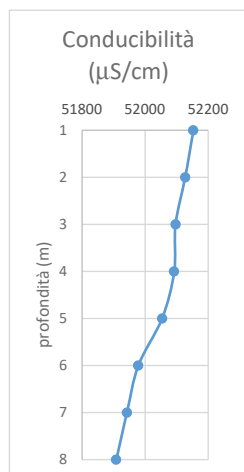
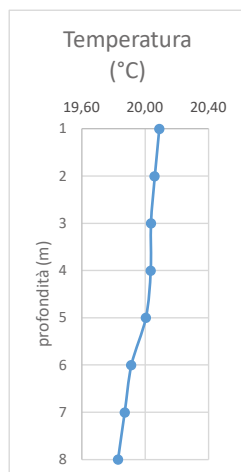


ST02 – 30/05/2019 11:10										
Profondità	Temperatura	Conducibilità	Ossigeno	Ossigeno	pH	Potenziale Red-ox	Torbidità	Clorofilla 'a'	direzione corrente	velocità corrente
m	°C	μS/cm	%	ppm	-	mV	NTU	mg/m ³	-	m/s
1	20,14	51781,7	54,18	4,06	8,01	152,3	1,9	4,03	N	0,1
2	20,12	51780,0	52,25	3,92	7,99	156,2	0,9	2,72		
3	20,09	51721,7	45,34	3,41	7,98	158,0	0,9	2,13		
4	19,83	51541,7	42,05	3,16	7,96	159,8	1,0	1,43		
5	19,73	51690,0	41,19	3,10	7,95	161,2	1,1	1,32		
6	19,36	51430,0	44,01	3,31	7,93	164,0	1,3	1,35		

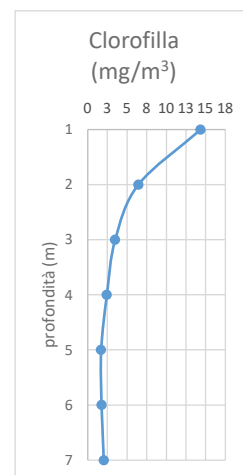
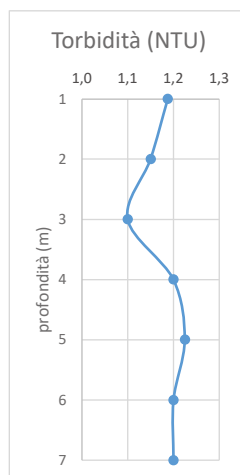
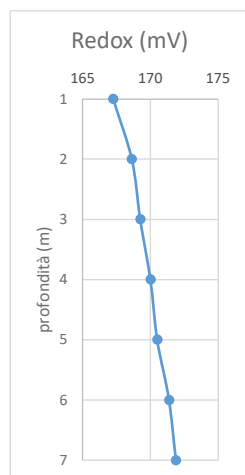
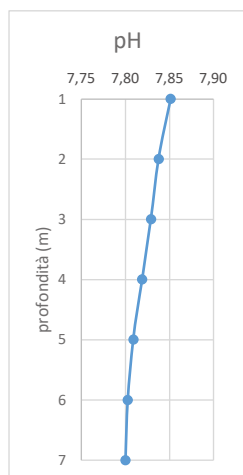
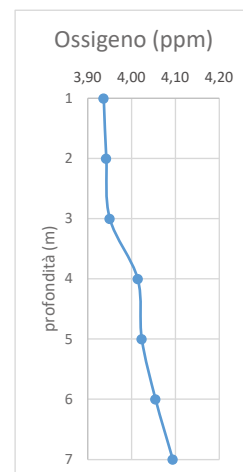
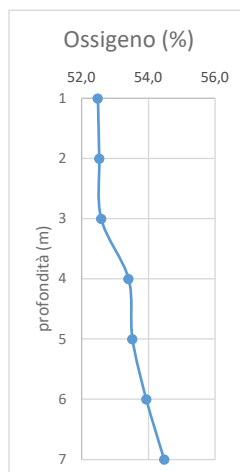
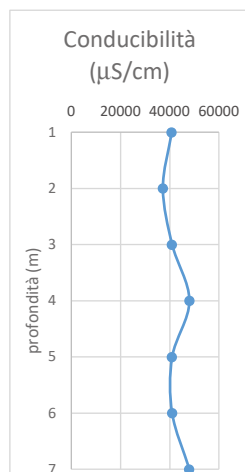
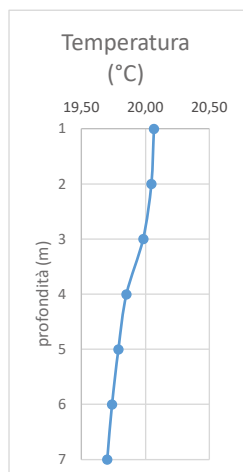


ST03 - 30/05/2019 10:55

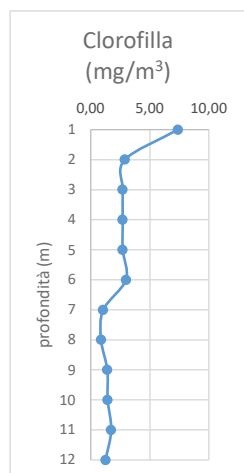
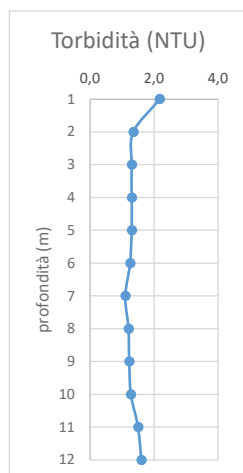
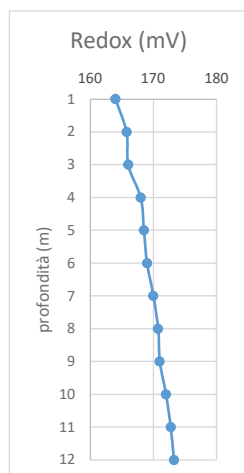
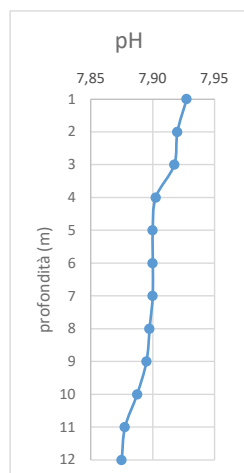
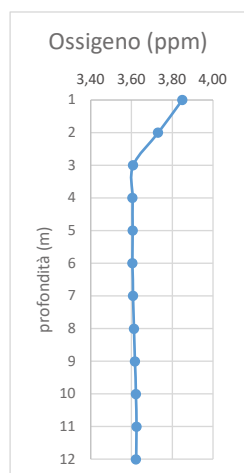
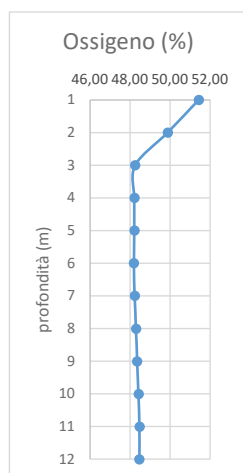
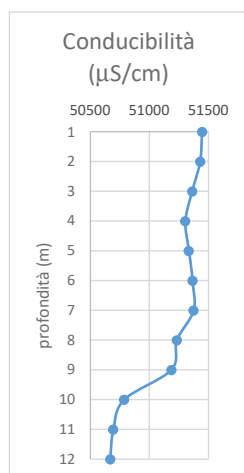
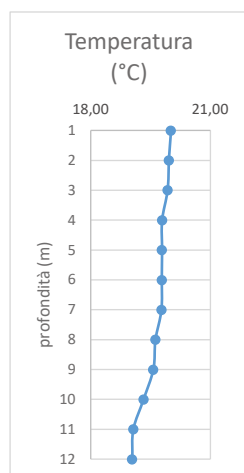
Profondità	Temperatura	Conducibilità	Ossigeno	Ossigeno	pH	Potenziale Red-ox	Torbidità	Clorofilla 'a'	direzione corrente	velocità corrente
m	°C	μS/cm	%	ppm	-	mV	NTU	mg/m ³	-	m/s
1	20,09	52153,3	49,27	3,71	7,90	164,50	1,5	2,24	N	0,1
2	20,06	52127,5	50,99	3,84	7,89	166,75	1,2	0,93		
3	20,04	52096,7	51,21	3,86	7,88	169,00	1,1	0,90		
4	20,04	52092,5	50,83	3,83	7,88	169,00	1,1	0,90		
5	20,01	52054,2	50,53	3,81	7,88	169,00	1,1	0,90		
6	19,91	51978,3	50,60	3,81	7,88	169,00	1,2	1,13		
7	19,87	51942,5	50,77	3,82	7,88	169,00	1,2	1,18		
8	19,83	51908,3	50,99	3,83	7,88	169,17	1,2	1,23		



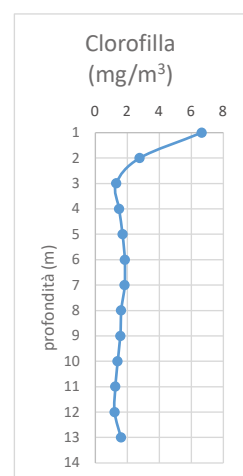
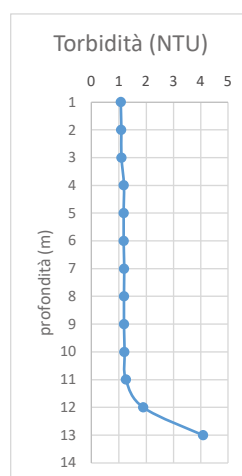
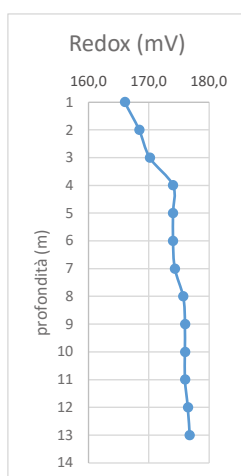
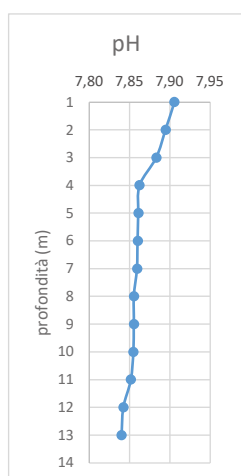
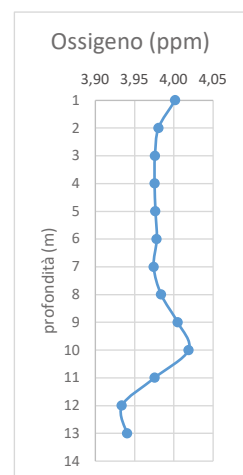
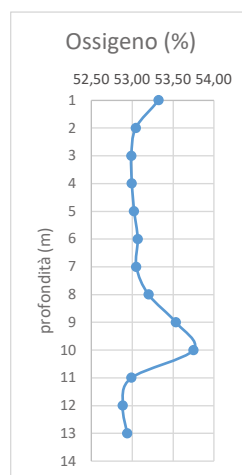
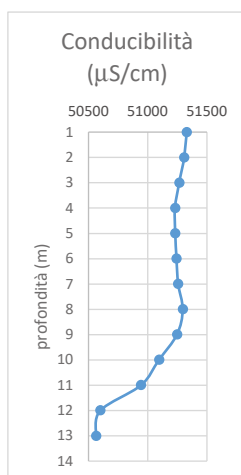
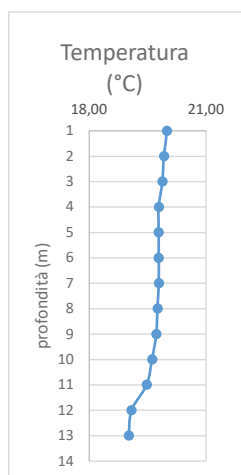
ST04 - 30/05/2019 10:40										
Profondità	Temperatura	Conducibilità	Ossigeno	Ossigeno	pH	Potenziale Red-ox	Torbidità	Clorofilla 'a'	direzione corrente	velocità corrente
m	°C	μS/cm	%	ppm	-	mV	NTU	mg/m ³	-	m/s
1	20,07	40798,8	52,48	3,94	7,85	167,25	1,2	14,38	N	0,1
2	20,05	37260,0	52,53	3,94	7,84	168,63	1,2	6,45		
3	19,98	40973,8	52,58	3,95	7,83	169,25	1,1	3,49		
4	19,85	48080,0	53,41	4,01	7,82	170,00	1,2	2,43		
5	19,79	40981,3	53,52	4,02	7,81	170,50	1,2	1,70		
6	19,74	41003,8	53,94	4,05	7,80	171,38	1,2	1,75		
7	19,70	47996,3	54,47	4,09	7,80	171,88	1,2	2,05		



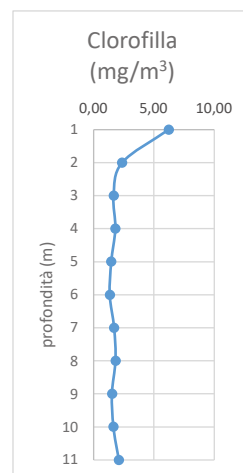
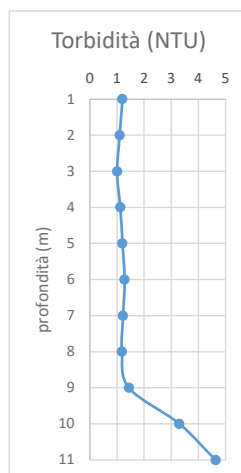
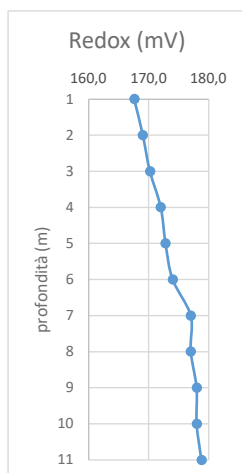
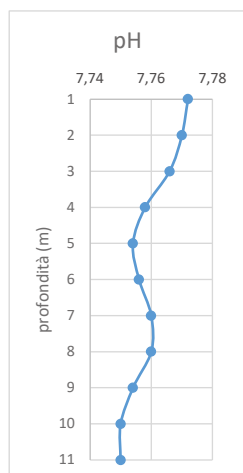
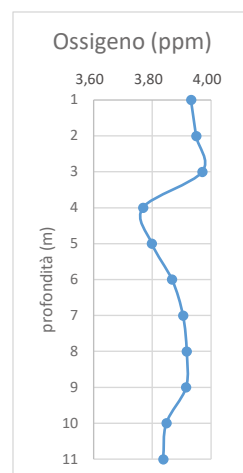
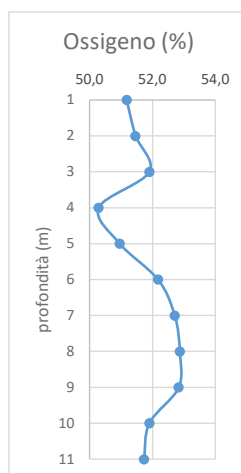
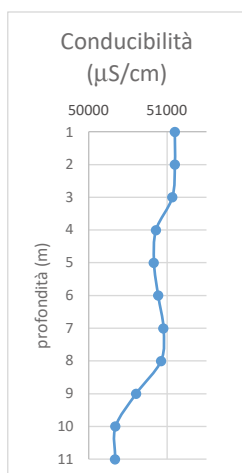
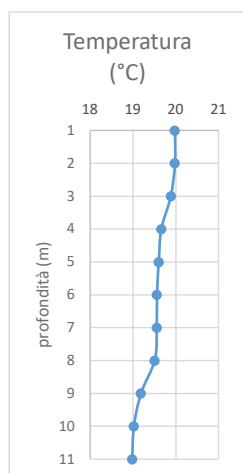
ST05 - 30/05/2019 10:20										
Profondità	Temperatura	Conducibilità	Ossigeno	Ossigeno	pH	Potenziale Red-ox	Torbidità	Clorofilla 'a'	direzione corrente	velocità corrente
m	°C	μS/cm	%	ppm	-	mV	NTU	mg/m ³	-	m/s
1	20,01	51447,5	51,43	3,85	7,93	164,00	2,2	7,38	N	0,1
2	19,96	51430,0	49,88	3,73	7,92	165,75	1,4	2,88		
3	19,93	51362,5	48,26	3,61	7,92	166,00	1,3	2,70		
4	19,79	51305,0	48,21	3,61	7,90	168,00	1,3	2,70		
5	19,79	51335,0	48,22	3,61	7,90	168,50	1,3	2,70		
6	19,78	51365,0	48,19	3,60	7,90	169,00	1,3	2,98		
7	19,77	51375,0	48,23	3,61	7,90	170,00	1,1	1,05		
8	19,62	51232,5	48,30	3,61	7,90	170,75	1,2	0,88		
9	19,57	51187,5	48,35	3,62	7,90	171,00	1,2	1,40		
10	19,33	50787,5	48,42	3,62	7,89	172,00	1,3	1,43		
11	19,07	50695,0	48,47	3,62	7,88	172,75	1,5	1,73		
12	19,04	50670,0	48,47	3,62	7,88	173,25	1,6	1,25		



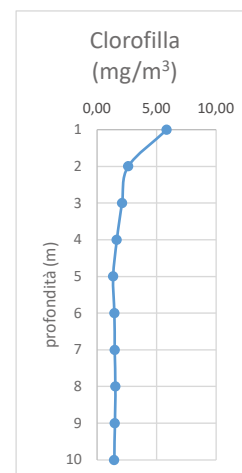
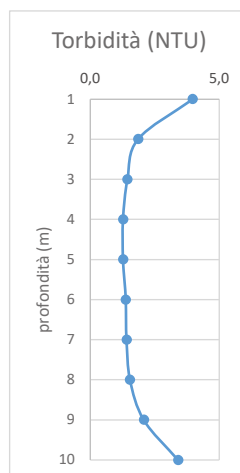
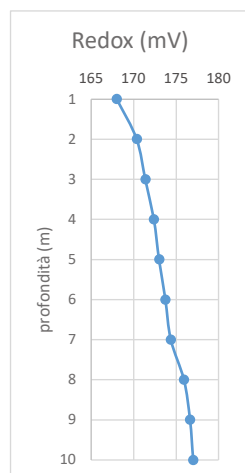
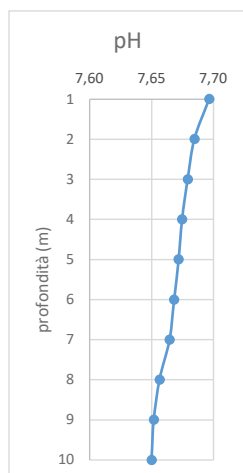
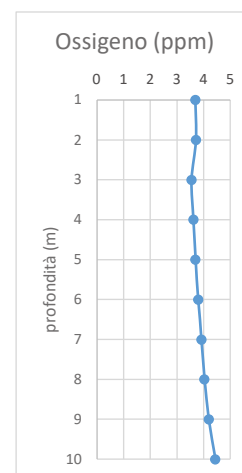
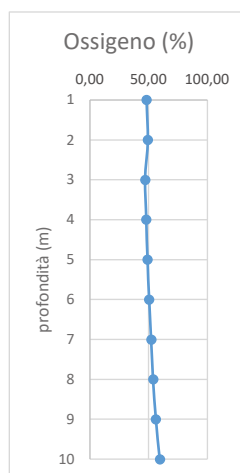
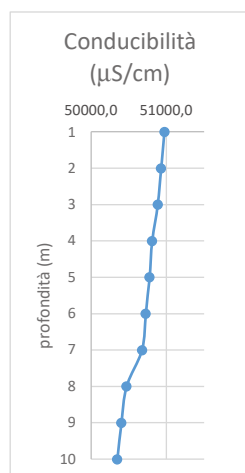
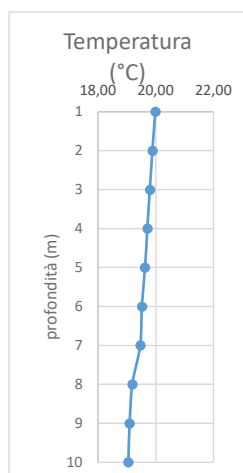
ST06 - 30/05/2019 10:05										
Profondità	Temperatura	Conducibilità	Ossigeno	Ossigeno	pH	Potenziale Red-ox	Torbidità	Clorofilla 'a'	direzione corrente	velocità corrente
m	°C	μS/cm	%	ppm	-	mV	NTU	mg/m ³	-	m/s
1	19,99	51328,5	53,32	4,00	7,91	166,0	1,1	6,65	N	0,1
2	19,92	51306,2	53,04	3,98	7,89	168,4	1,1	2,78		
3	19,87	51265,4	52,99	3,98	7,88	170,2	1,1	1,31		
4	19,78	51230,0	52,99	3,98	7,86	174,0	1,2	1,49		
5	19,78	51231,5	53,02	3,98	7,86	174,0	1,2	1,72		
6	19,78	51242,3	53,07	3,98	7,86	174,0	1,2	1,85		
7	19,78	51255,4	53,05	3,97	7,86	174,3	1,2	1,84		
8	19,75	51294,6	53,20	3,98	7,86	175,7	1,2	1,62		
9	19,72	51246,2	53,53	4,01	7,86	176,0	1,2	1,57		
10	19,61	51093,8	53,75	4,02	7,85	176,0	1,2	1,40		
11	19,47	50941,5	52,99	3,98	7,85	176,0	1,3	1,26		
12	19,08	50598,5	52,88	3,93	7,84	176,5	1,9	1,21		
13	19,02	50563,1	52,9388889	3,94055556	7,84	176,8	4,1	1,61		



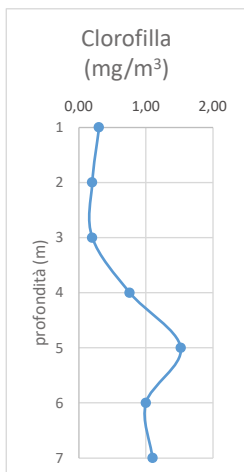
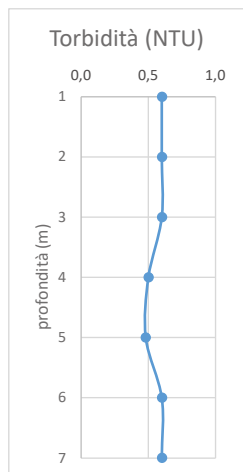
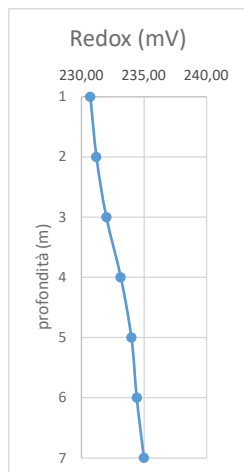
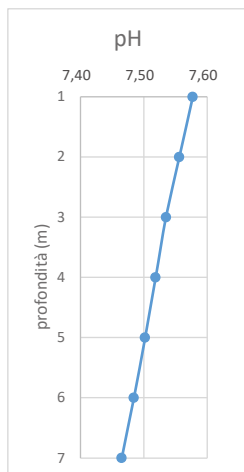
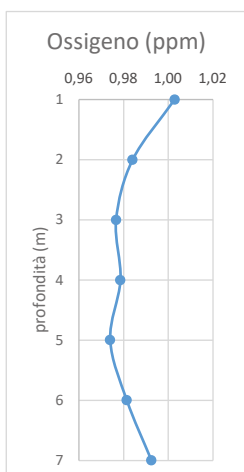
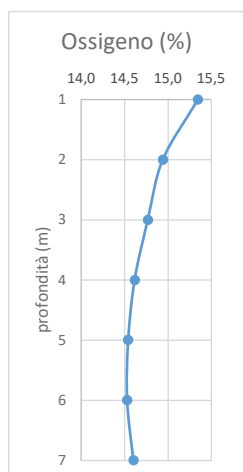
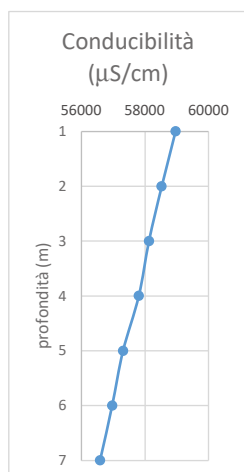
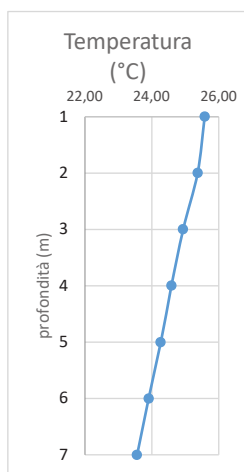
ST07 -30/05/2019 9:50										
Profondità	Temperatura	Conducibilità	Ossigeno	Ossigeno	pH	Potenziale Red-ox	Torbidità	Clorofilla 'a'	direzione corrente	velocità corrente
m	°C	μS/cm	%	ppm	-	mV	NTU	mg/m ³	-	m/s
1	19,98	51098,0	51,2	3,93	7,77	167,6	1,2	6,22	N	0,1
2	19,98	51098,0	51,5	3,95	7,77	169,0	1,1	2,36		
3	19,89	51066,0	51,9	3,97	7,77	170,2	1,0	1,66		
4	19,66	50858,0	50,3	3,77	7,76	172,0	1,1	1,80		
5	19,60	50832,0	51,0	3,80	7,75	172,8	1,2	1,46		
6	19,56	50886,0	52,2	3,87	7,76	174,0	1,3	1,34		
7	19,56	50954,0	52,7	3,90	7,76	177,0	1,2	1,70		
8	19,51	50922,0	52,9	3,92	7,76	177,0	1,2	1,82		
9	19,19	50604,0	52,8	3,91	7,75	178,0	1,4	1,52		
10	19,02	50342,0	51,9	3,85	7,75	178,0	3,3	1,64		
11	18,98	50338,0	51,7	3,84	7,75	178,8	4,6	2,10		



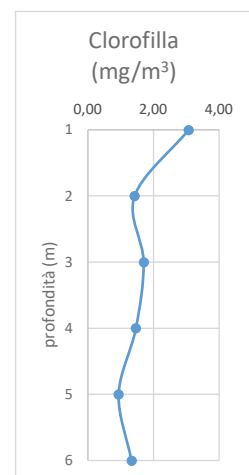
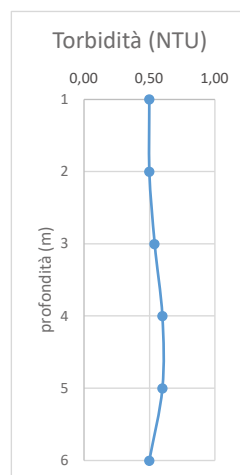
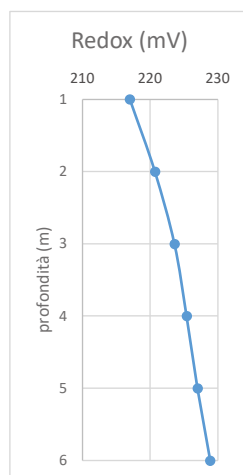
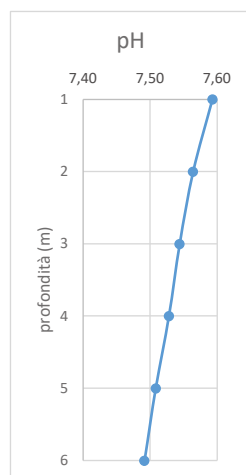
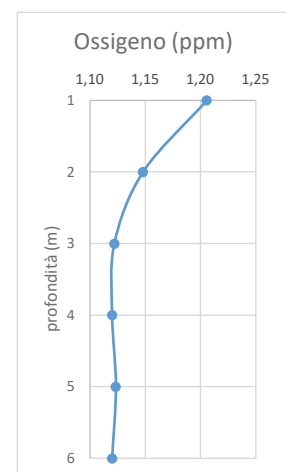
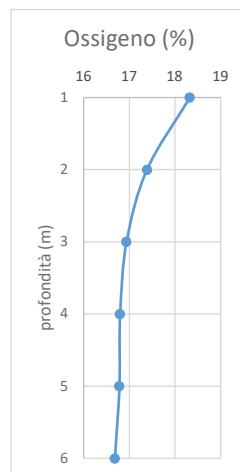
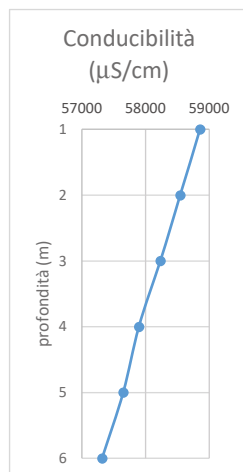
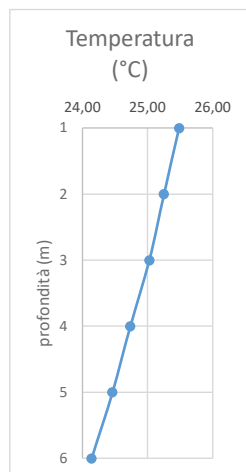
ST08 – 30/05/2019 9:30										
Profondità	Temperatura	Conducibilità	Ossigeno	Ossigeno	pH	Potenziale Red-ox	Torbidità	Clorofilla 'a'	direzione corrente	velocità corrente
m	°C	μS/cm	%	ppm	-	mV	NTU	mg/m ³	-	m/s
1	19,98	50972,7	48,25	3,69	7,70	168,00	4,0	5,86	N	0,1
2	19,88	50930,0	49,26	3,72	7,68	170,36	1,9	2,63		
3	19,79	50884,5	47,06	3,55	7,68	171,36	1,4	2,11		
4	19,70	50810,0	48,02	3,62	7,67	172,36	1,3	1,67		
5	19,62	50776,4	49,04	3,70	7,67	173,00	1,3	1,36		
6	19,52	50724,5	50,43	3,80	7,67	173,73	1,4	1,46		
7	19,46	50676,4	52,17	3,92	7,66	174,36	1,4	1,50		
8	19,18	50470,9	53,81	4,03	7,66	175,91	1,5	1,55		
9	19,09	50402,7	56,14	4,20	7,65	176,64	2,1	1,51		
10	19,05	50347,3	59,48	4,44	7,65	177,00	3,4	1,45		



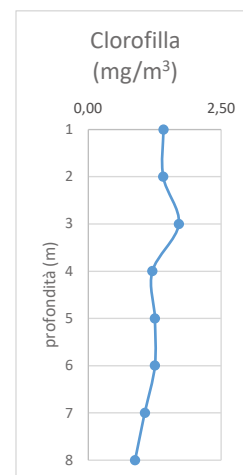
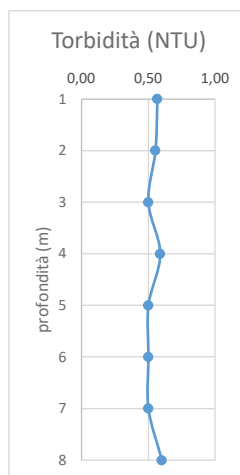
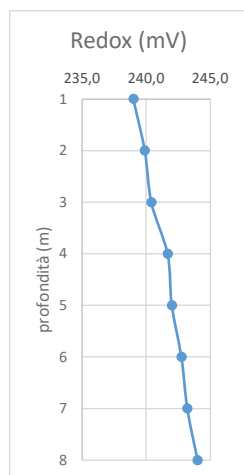
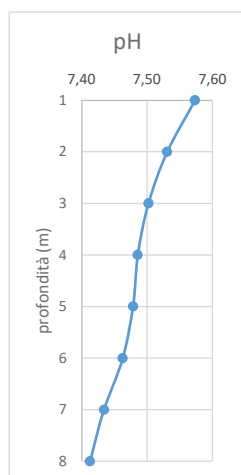
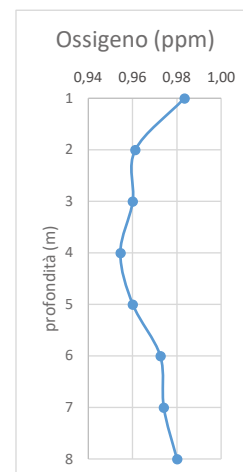
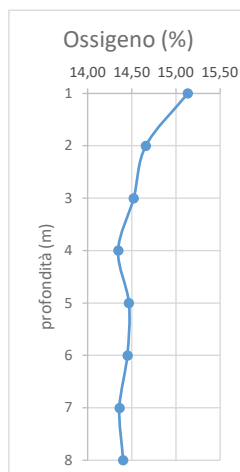
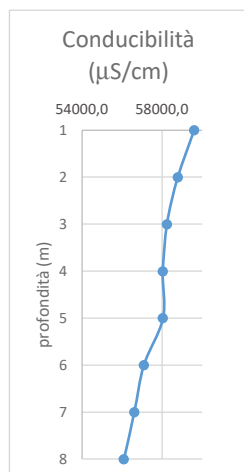
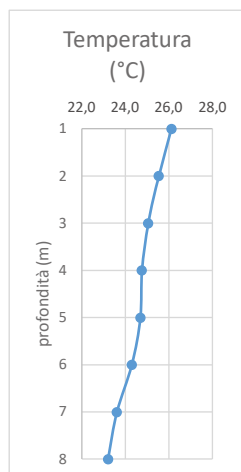
ST01 – 14/06/2019 15:40										
Profondità	Temperatura	Conducibilità	Ossigeno	Ossigeno	pH	Potenziale Red-ox	Torbidità	Clorofilla 'a'	direzione corrente	velocità corrente
m	°C	μS/cm	%	ppm	-	mV	NTU	mg/m ³	-	m/s
1	25,58	58967,1	15,34	1,00	7,58	230,71	0,6	0,30	N	0,1
2	25,37	58526,0	14,94	0,98	7,56	231,20	0,6	0,20		
3	24,93	58126,7	14,77	0,98	7,54	232,00	0,6	0,20		
4	24,59	57808,6	14,61	0,98	7,52	233,14	0,5	0,76		
5	24,26	57312,0	14,54	0,97	7,50	234,00	0,5	1,52		
6	23,90	56968,6	14,53	0,98	7,48	234,43	0,6	1,00		
7	23,56	56585,0	14,60	0,99	7,47	235,00	0,6	1,10		

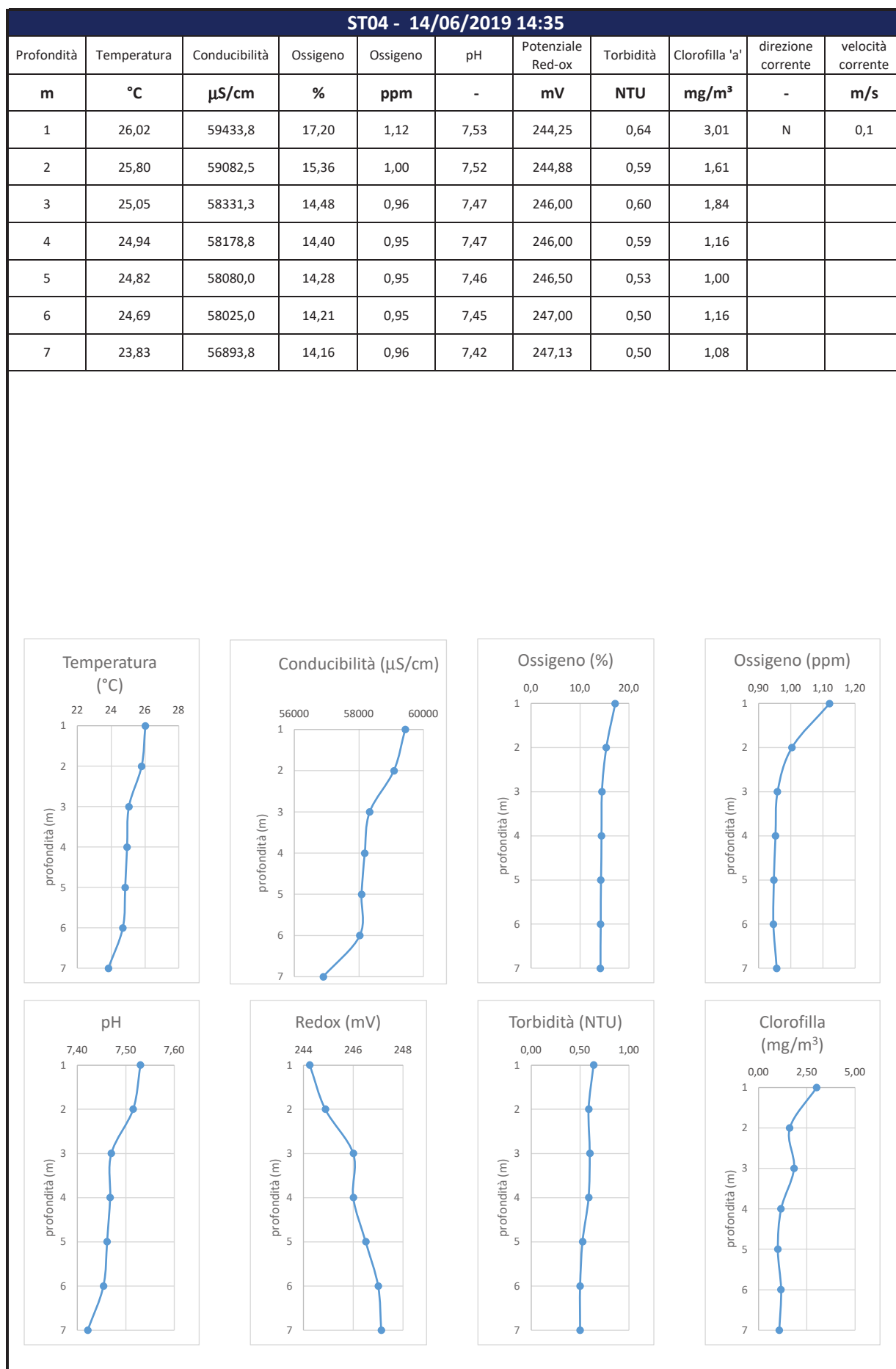


ST02 - 14/06/2019 15:20										
Profondità	Temperatura	Conducibilità	Ossigeno	Ossigeno	pH	Potenziale Red-ox	Torbidità	Clorofilla 'a'	direzione corrente	velocità corrente
m	°C	μS/cm	%	ppm	-	mV	NTU	mg/m ³	-	m/s
1	25,48	58854,3	18,33	1,21	7,59	217,00	0,50	3,07	N	0,1
2	25,25	58543,0	17,39	1,15	7,56	220,70	0,50	1,42		
3	25,03	58230,0	16,94	1,12	7,54	223,60	0,54	1,70		
4	24,73	57894,0	16,80	1,12	7,53	225,40	0,60	1,46		
5	24,46	57648,3	16,78	1,12	7,51	227,00	0,60	0,93		
6	24,14	57317,1	16,69	1,12	7,49	228,86	0,50	1,33		

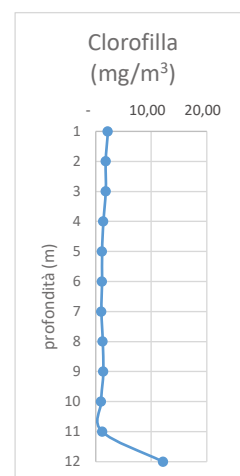
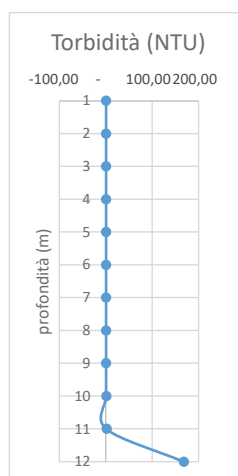
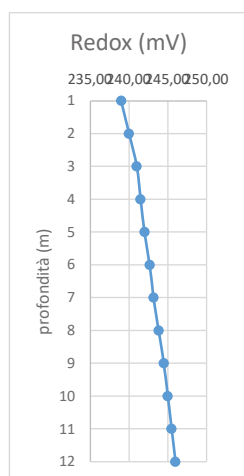
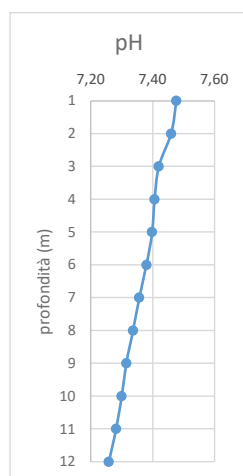
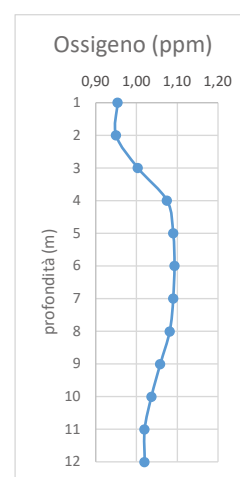
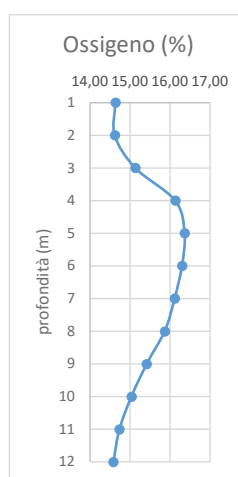
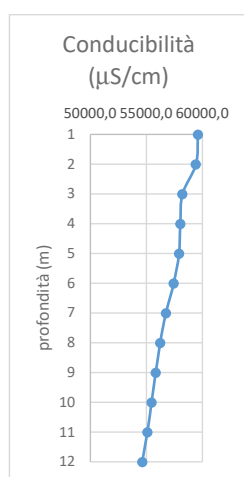
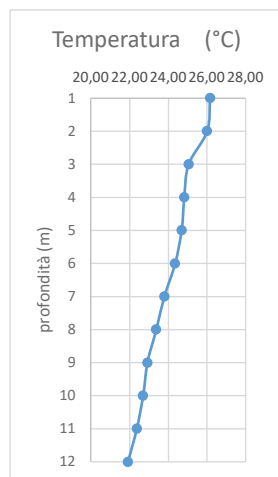


ST03 - 14/06/2019 14:55										
Profondità	Temperatura	Conducibilità	Ossigeno	Ossigeno	pH	Potenziale Red-ox	Torbidità	Clorofilla 'a'	direzione corrente	velocità corrente
m	°C	μS/cm	%	ppm	-	mV	NTU	mg/m ³	-	m/s
1	26,12	59612,2	15,13	0,98	7,57	239,00	0,57	1,41	N	0,1
2	25,53	58795,3	14,66	0,96	7,53	239,88	0,55	1,41		
3	25,05	58250,0	14,52	0,96	7,50	240,40	0,50	1,70		
4	24,76	58042,2	14,34	0,95	7,49	241,67	0,59	1,20		
5	24,69	58046,7	14,47	0,96	7,48	242,00	0,50	1,25		
6	24,30	57095,0	14,45	0,97	7,46	242,75	0,50	1,25		
7	23,61	56612,0	14,36	0,97	7,43	243,20	0,50	1,06		
8	23,21	56092,5	14,40	0,98	7,41	244,00	0,60	0,88		

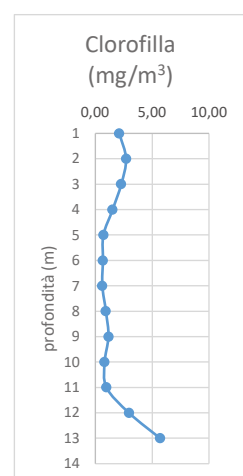
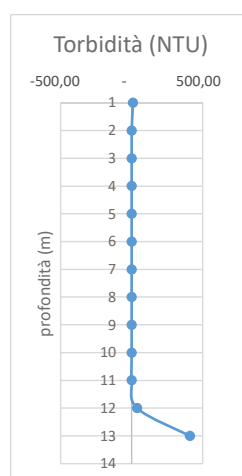
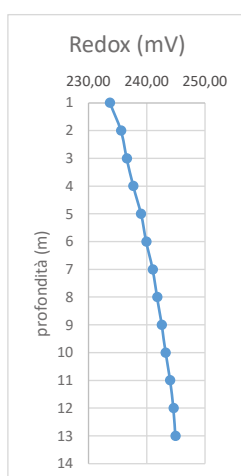
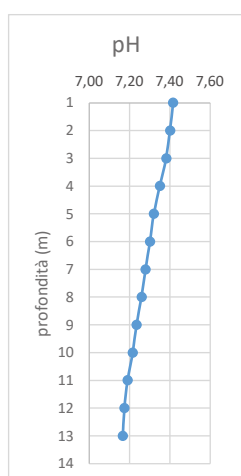
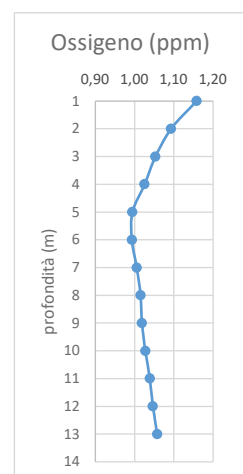
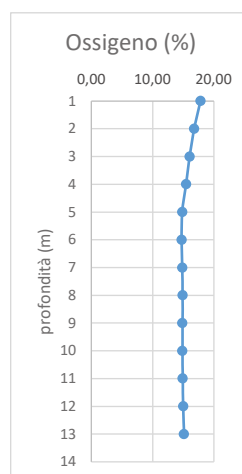
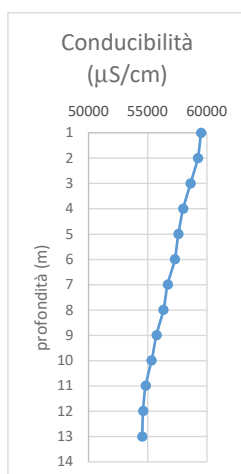
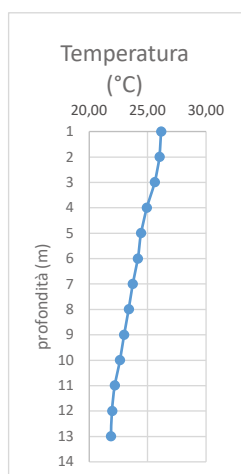




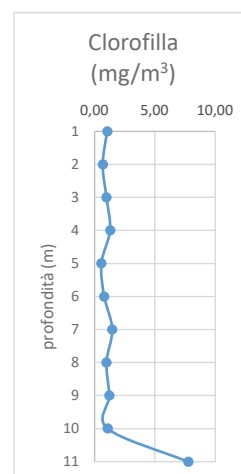
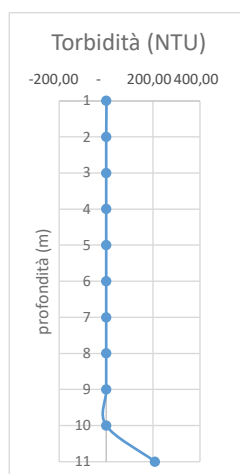
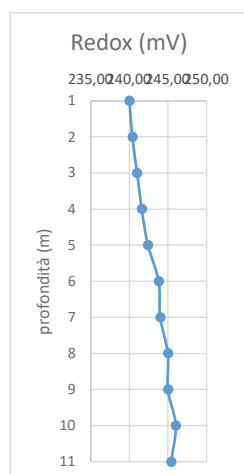
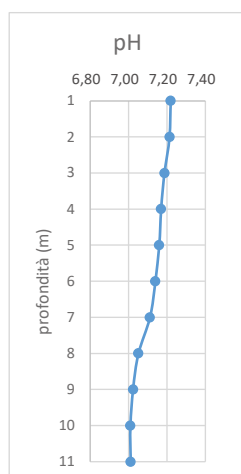
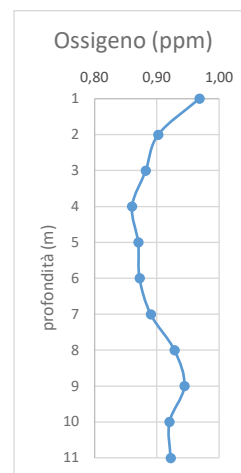
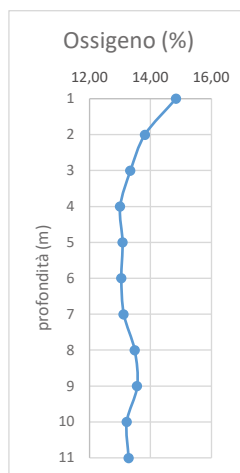
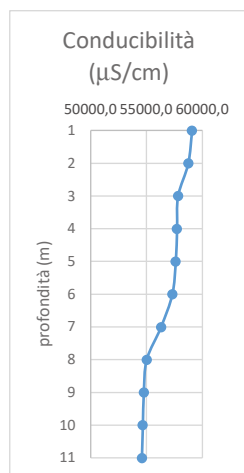
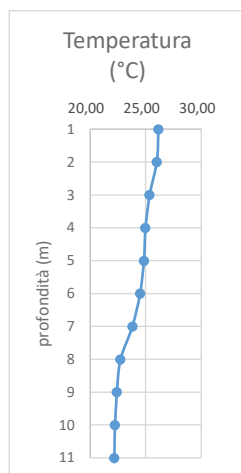
ST05 - 14/06/2019 14:15										
Profondità	Temperatura	Conducibilità	Ossigeno	Ossigeno	pH	Potenziale Red-ox	Torbidità	Clorofilla 'a'	direzione corrente	velocità corrente
m	°C	μS/cm	%	ppm	-	mV	NTU	mg/m ³	-	m/s
1	26,17	59606,7	14,63	0,95	7,48	239,00	0,68	2,17	NW	0,3
2	26,01	59428,3	14,62	0,95	7,46	240,00	0,60	1,80		
3	25,06	58223,3	15,13	1,00	7,42	241,00	0,60	1,80		
4	24,83	58038,3	16,13	1,08	7,41	241,50	0,52	1,37		
5	24,70	57920,0	16,37	1,09	7,40	242,00	0,52	1,12		
6	24,36	57448,3	16,30	1,09	7,38	242,67	0,53	1,12		
7	23,81	56751,7	16,12	1,09	7,36	243,17	0,60	1,00		
8	23,38	56240,0	15,87	1,08	7,34	243,83	0,60	1,23		
9	22,93	55840,0	15,42	1,06	7,32	244,50	0,58	1,35		
10	22,70	55465,0	15,03	1,04	7,30	245,00	0,77	0,95		
11	22,38	55101,7	14,73	1,02	7,28	245,50	1,48	1,15		
12	21,92	54638,3	14,58	1,02	7,26	246,00	167,80	12,12		



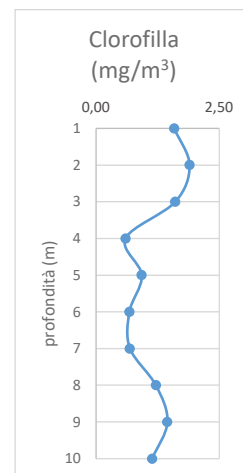
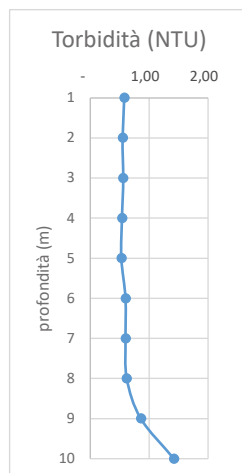
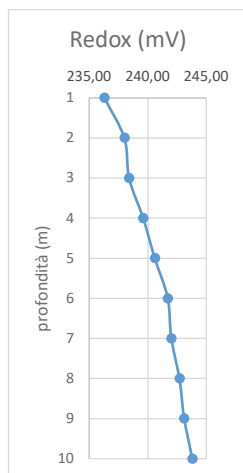
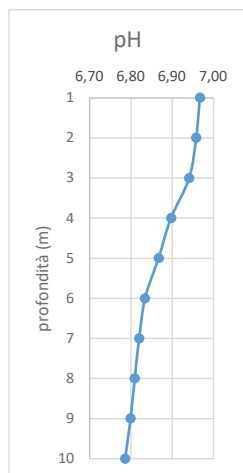
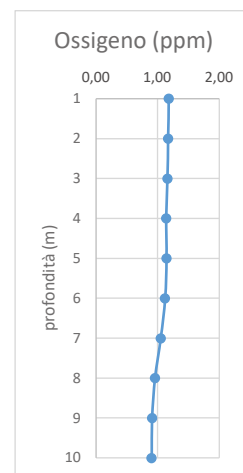
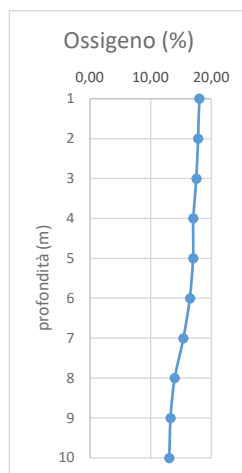
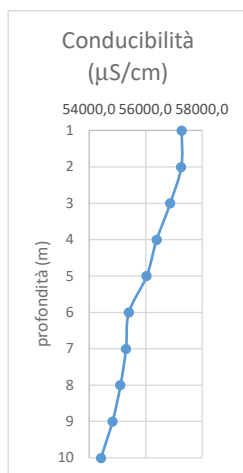
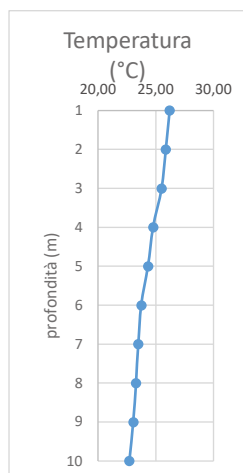
ST06 - 14/06/2019 13:55										
Profondità	Temperatura	Conducibilità	Ossigeno	Ossigeno	pH	Potenziale Red-ox	Torbidità	Clorofilla 'a'	direzione corrente	velocità corrente
m	°C	μS/cm	%	ppm	-	mV	NTU	mg/m ³	-	m/s
1	26,14	59488,9	17,81	1,16	7,42	233,67	9,79	2,11	NW	0,3
2	26,00	59215,6	16,78	1,09	7,40	235,56	0,61	2,72		
3	25,60	58602,2	16,04	1,05	7,38	236,56	0,59	2,28		
4	24,93	57978,9	15,46	1,03	7,35	237,67	0,61	1,52		
5	24,43	57580,0	14,83	0,99	7,32	239,00	0,53	0,72		
6	24,16	57268,9	14,74	0,99	7,30	239,89	0,50	0,68		
7	23,72	56675,6	14,83	1,01	7,28	241,00	0,50	0,62		
8	23,38	56307,8	14,90	1,02	7,26	241,78	0,51	0,93		
9	22,98	55724,4	14,87	1,02	7,23	242,56	0,57	1,17		
10	22,63	55315,6	14,87	1,03	7,22	243,22	0,84	0,82		
11	22,18	54817,8	14,91	1,04	7,19	244,00	1,24	0,99		
12	21,96	54600,0	14,99	1,05	7,17	244,56	39,41	2,97		
13	21,85	54526,7	15,13	1,06	7,17	244,89	411,94	5,71		



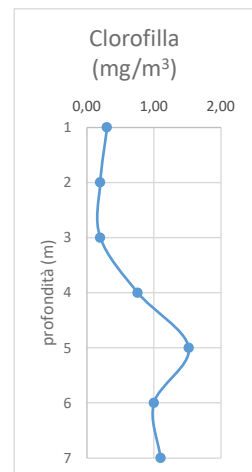
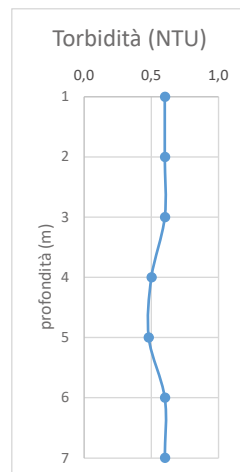
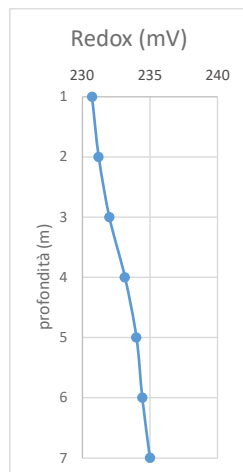
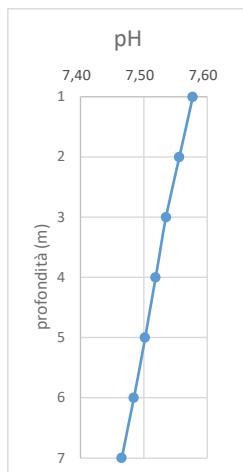
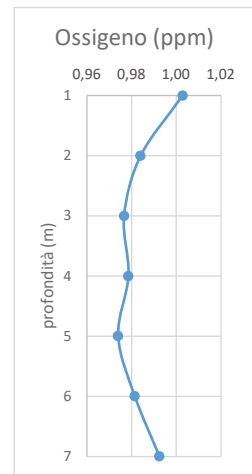
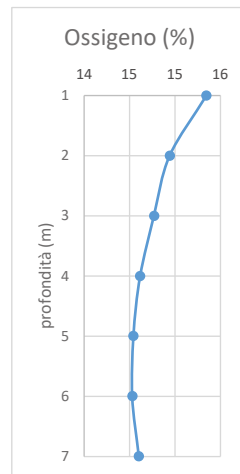
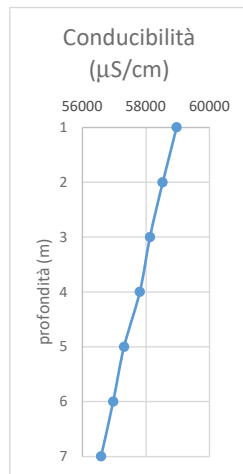
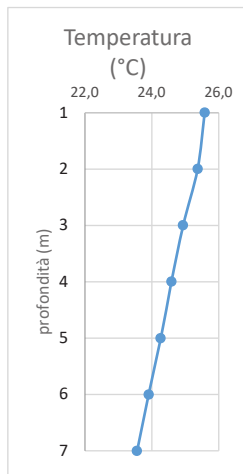
ST07 – 14/06/2019 13:25										
Profondità	Temperatura	Conducibilità	Ossigeno	Ossigeno	pH	Potenziale Red-ox	Torbidità	Clorofilla 'a'	direzione corrente	velocità corrente
m	°C	μS/cm	%	ppm	-	mV	NTU	mg/m ³	-	m/s
1	26,15	59072,0	14,84	0,97	7,22	240,00	1,38	1,04	1,04	0,3
2	26,00	58746,0	13,82	0,90	7,21	240,40	0,60	0,68		
3	25,37	57826,0	13,34	0,88	7,19	241,00	0,60	0,98		
4	24,99	57732,0	13,00	0,86	7,17	241,60	0,60	1,28		
5	24,85	57616,0	13,08	0,87	7,16	242,40	0,62	0,56		
6	24,50	57324,0	13,04	0,87	7,14	243,80	0,54	0,80		
7	23,82	56308,0	13,12	0,89	7,11	244,00	0,60	1,46		
8	22,74	55022,0	13,48	0,93	7,05	245,00	0,74	0,98		
9	22,42	54774,0	13,56	0,94	7,02	245,00	1,06	1,22		
10	22,25	54670,0	13,22	0,92	7,01	246,00	0,94	1,08		
11	22,19	54604,0	13,28	0,92	7,01	245,40	208,70	7,76		



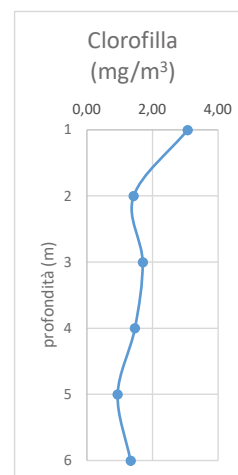
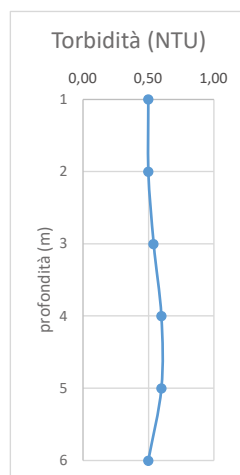
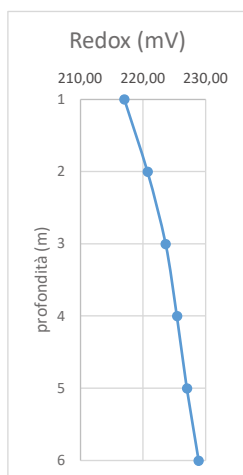
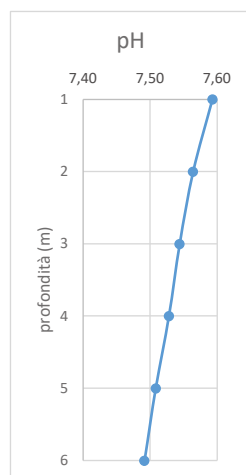
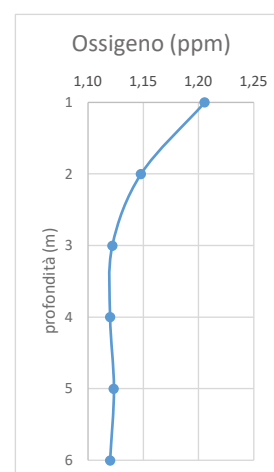
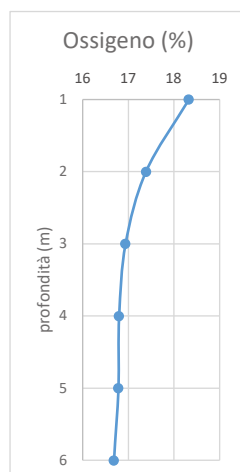
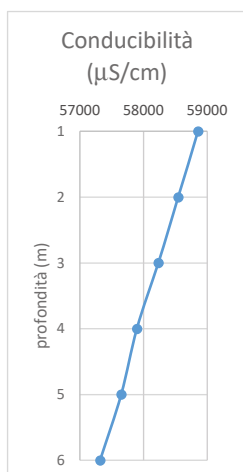
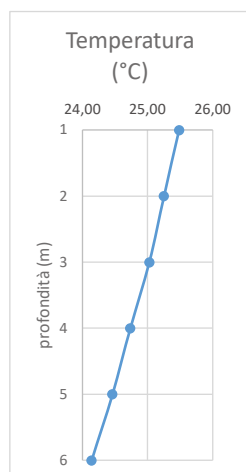
ST08 – 14/06/2019 13:00										
Profondità	Temperatura	Conducibilità	Ossigeno	Ossigeno	pH	Potenziale Red-ox	Torbidità	Clorofilla 'a'	direzione corrente	velocità corrente
m	°C	μS/cm	%	ppm	-	mV	NTU	mg/m ³	-	m/s
1	26,19	57274,0	18,02	1,18	6,97	236,30	0,58	1,59	NW	0,3
2	25,86	57259,0	17,81	1,17	6,96	238,00	0,55	1,90		
3	25,49	56870,0	17,53	1,16	6,94	238,40	0,56	1,61		
4	24,76	56394,0	17,03	1,14	6,90	239,60	0,54	0,60		
5	24,32	56036,0	16,98	1,15	6,87	240,60	0,53	0,93		
6	23,73	55406,0	16,46	1,12	6,83	241,70	0,60	0,68		
7	23,48	55309,0	15,39	1,05	6,82	242,00	0,60	0,69		
8	23,28	55109,0	13,97	0,96	6,81	242,70	0,62	1,22		
9	23,04	54830,0	13,27	0,91	6,80	243,10	0,86	1,45		
10	22,70	54425,0	13,06	0,91	6,79	243,80	1,42	1,14		



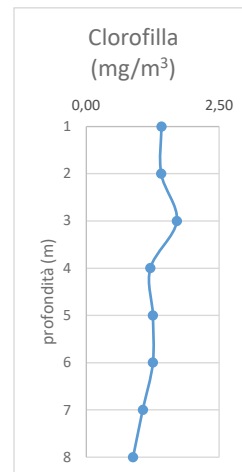
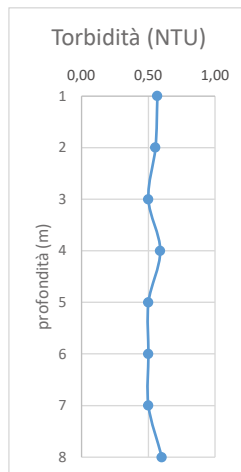
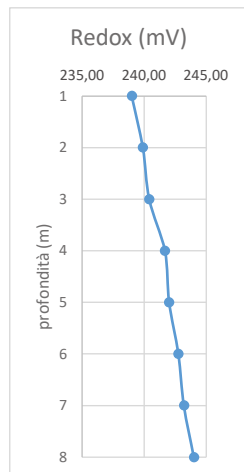
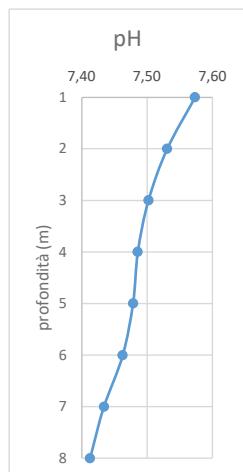
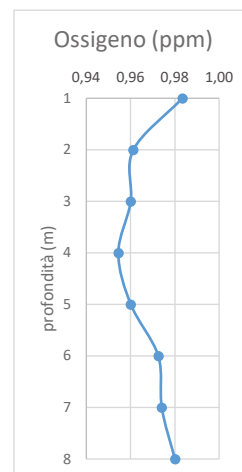
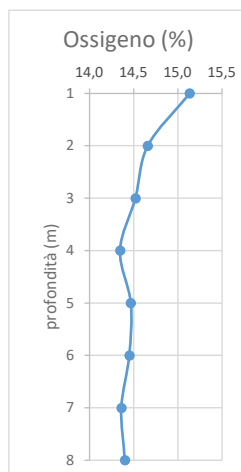
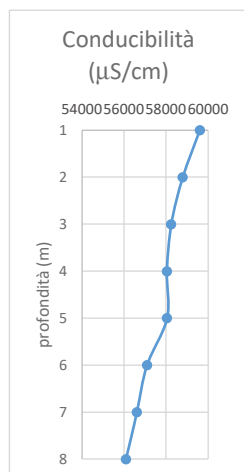
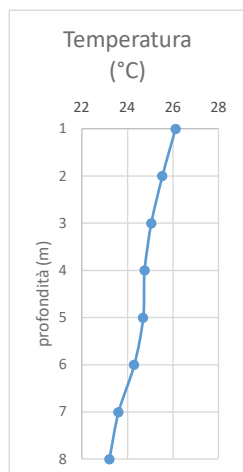
ST01 – 08/07/2019 14:40										
Profondità	Temperatura	Conducibilità	Ossigeno	Ossigeno	pH	Potenziale Red-ox	Torbidità	Clorofilla 'a'	direzione corrente	velocità corrente
m	°C	µS/cm	%	ppm	-	mV	NTU	mg/m ³	-	m/s
1	28,0	63060,0	24,5	1,5	7,76	177	5,2	3,8	N	0,1
2	27,9	62806,7	23,7	1,5	7,70	179,3	5,2	3,8		
3	27,6	62183,3	22,3	1,4	7,65	182,7	0,7	1,0		
4	27,3	62056,7	21,4	1,4	7,61	185,7	0,8	1,0		
5	27,1	61970,0	20,5	1,3	7,60	187,7	0,8	0,8		
6	27,1	61910,0	20,0	1,3	7,58	190	0,8	1,2		
7	27,1	61860,0	20,0	1,3	7,57	190,5	0,8	0,7		



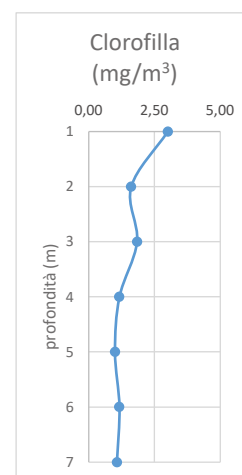
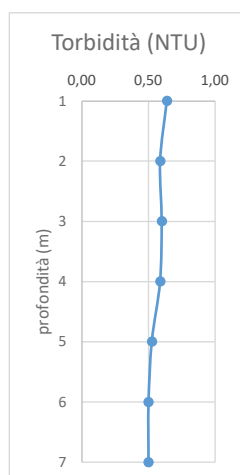
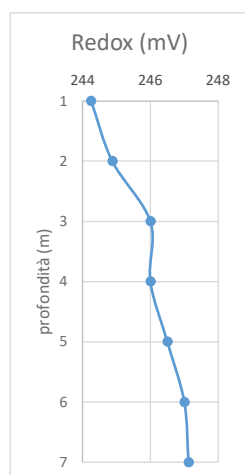
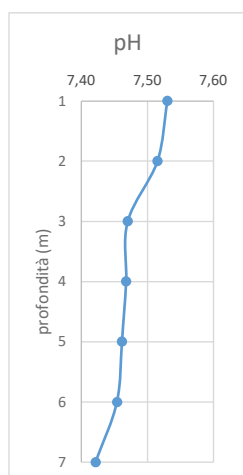
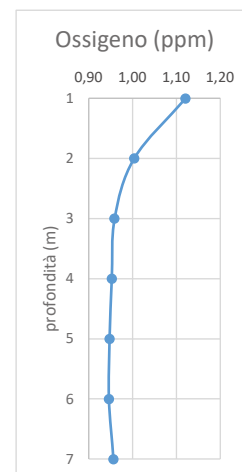
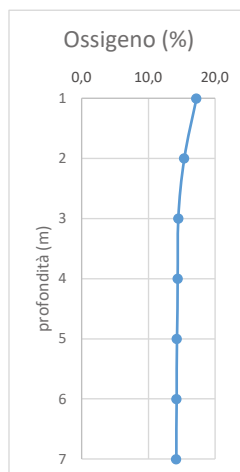
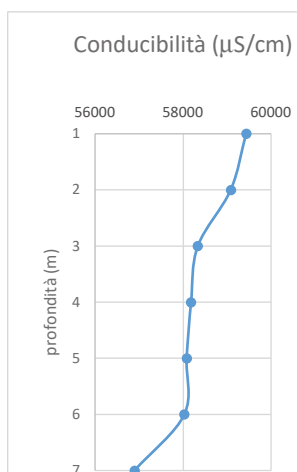
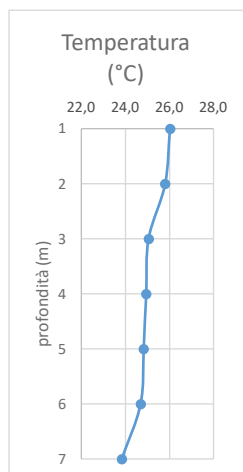
ST02 - 08/07/2019 14:20										
Profondità	Temperatura	Conducibilità	Ossigeno	Ossigeno	pH	Potenziale Red-ox	Torbidità	Clorofilla 'a'	direzione corrente	velocità corrente
m	°C	μS/cm	%	ppm	-	mV	NTU	mg/m ³	-	m/s
1	28,02	63022,5	24,38	1,5	7,7	177,5	5,2	3,8	N	0,1
2	27,83	62762,9	23,11	1,5	7,7	180,3	3,2	1,8		
3	27,44	62176,7	22,17	1,4	7,6	183,5	0,7	0,9		
4	27,18	62035,0	20,80	1,3	7,6	186,5	0,8	0,9		
5	27,10	61956,7	20,10	1,3	7,6	188,7	0,7	0,6		
6	27,07	61900,0	20,00	1,3	7,6	190,0	0,8	1,0		



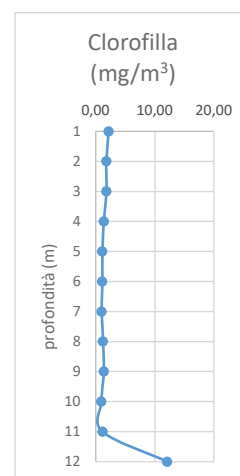
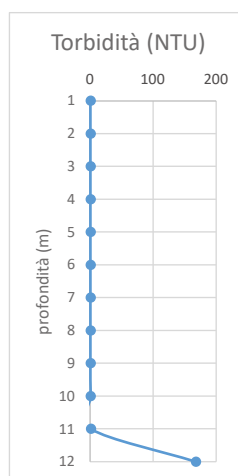
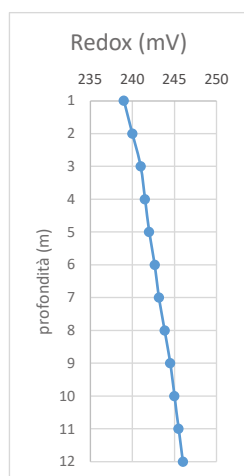
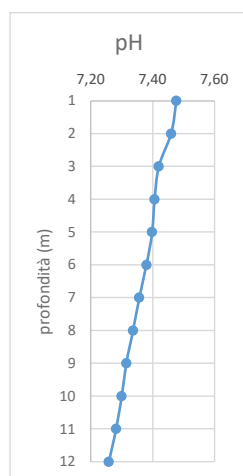
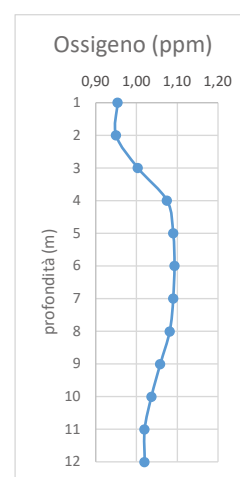
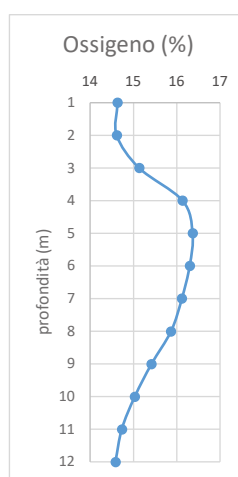
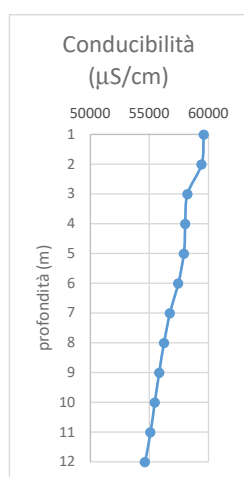
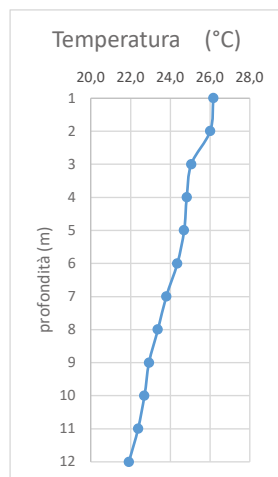
ST03 - 08/07/2019 13:55										
Profondità	Temperatura	Conducibilità	Ossigeno	Ossigeno	pH	Potenziale Red-ox	Torbidità	Clorofilla 'a'	direzione corrente	velocità corrente
m	°C	μS/cm	%	ppm	-	mV	NTU	mg/m ³	-	m/s
1	28,21	63315,0	38,95	2,44	7,61	160,50	4,50	0,50	N	0,1
2	27,82	62757,5	35,65	2,25	7,45	171,75	0,60	0,40		
3	27,54	62350,0	33,83	2,14	7,39	177,75	0,60	0,63		
4	27,29	62107,5	27,63	1,75	7,34	184,50	0,90	0,33		
5	27,21	61982,5	25,55	1,62	7,31	188,50	1,00	0,90		
6	26,99	61747,5	24,05	1,54	7,28	192,00	1,23	1,20		
7	26,88	61637,5	23,33	1,49	7,27	194,50	1,28	1,55		
8	26,81	61545,0	22,70	1,45	7,25	197,50	1,33	0,60		



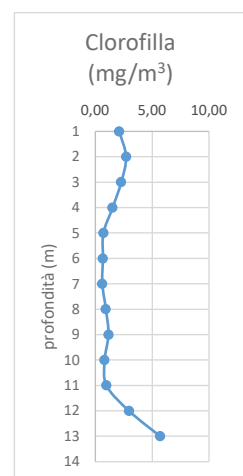
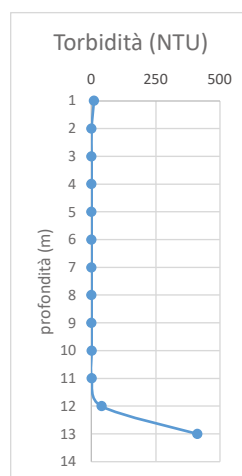
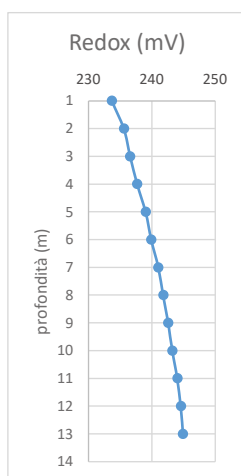
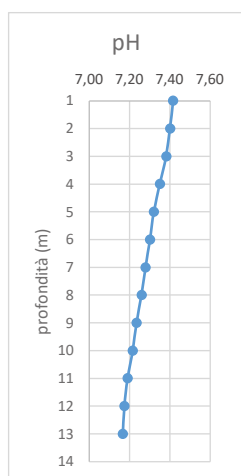
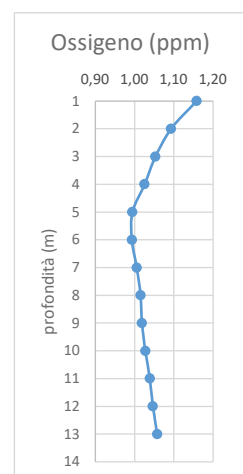
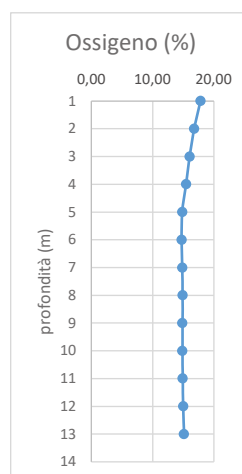
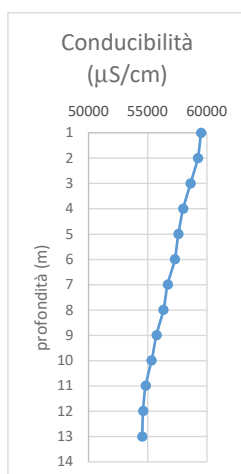
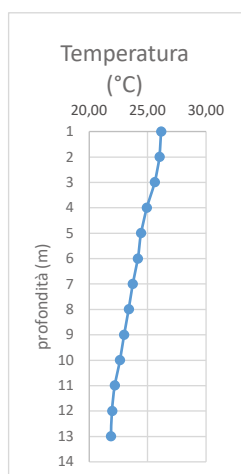
ST04 - 08/07/2019 13:35										
Profondità	Temperatura	Conducibilità	Ossigeno	Ossigeno	pH	Potenziale Red-ox	Torbidità	Clorofilla 'a'	direzione corrente	velocità corrente
m	°C	µS/cm	%	ppm	-	mV	NTU	mg/m ³	-	m/s
1	27,67	62224,0	36,18	2,28	6,51	197,40	0,50	0,86	N	0,1
2	27,58	62174,0	35,26	2,23	6,48	200,60	0,54	0,60		
3	27,51	62080,0	34,18	2,17	6,45	203,80	0,62	0,50		
4	27,39	61962,0	32,14	2,04	6,41	208,20	0,70	0,70		
5	27,20	61718,0	27,82	1,77	6,34	216,60	1,06	1,18		
6	26,95	61484,0	23,72	1,51	6,28	225,60	1,42	0,76		
7	26,90	61438,0	22,94	1,46	6,26	229,00	1,50	0,40		



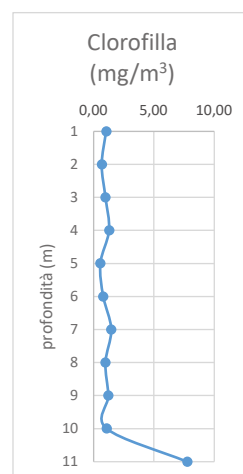
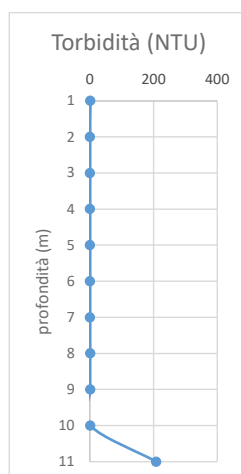
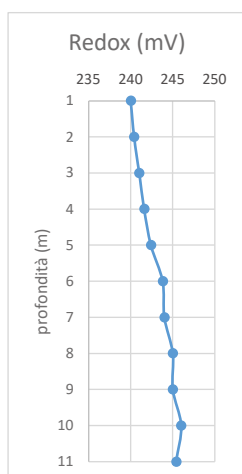
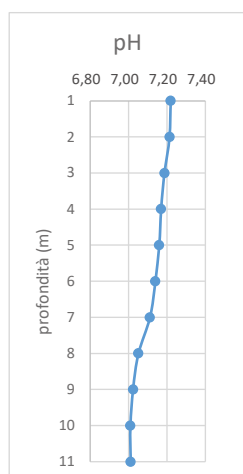
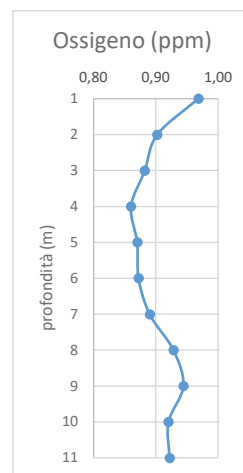
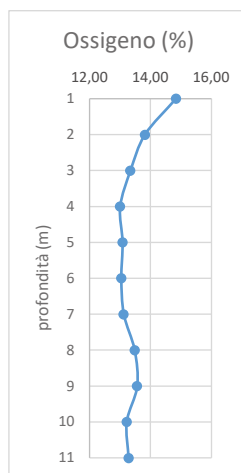
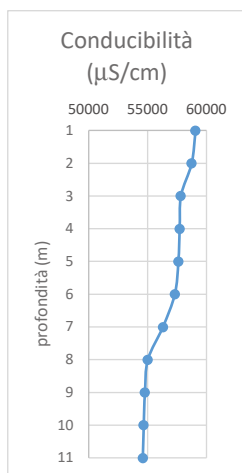
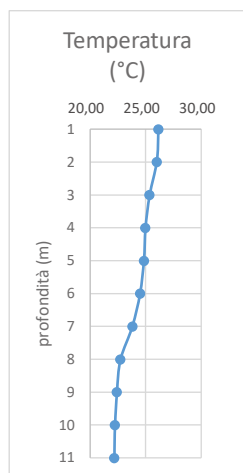
ST05 - 08/07/2019 13:15										
Profondità	Temperatura	Conducibilità	Ossigeno	Ossigeno	pH	Potenziale Red-ox	Torbidità	Clorofilla 'a'	direzione corrente	velocità corrente
m	°C	μS/cm	%	ppm	-	mV	NTU	mg/m ³	-	m/s
1	28,18	63240,0	38,13	2,39	7,56	162,75	3,50	0,40	NW	0,3
2	27,68	62590,0	34,98	2,21	7,41	175,00	0,65	0,43		
3	27,38	62242,5	30,75	1,95	7,36	181,50	0,73	0,60		
4	27,24	62087,5	26,40	1,68	7,32	186,75	0,90	0,85		
5	27,05	61760,0	24,40	1,56	7,29	191,00	1,10	0,95		
6	26,97	61722,5	23,83	1,52	7,28	192,50	1,25	1,23		
7	26,82	61602,5	22,85	1,46	7,25	196,75	1,30	0,85		
8	26,73	61462,5	22,33	1,43	7,24	199,00	1,53	0,13		
9	26,66	61377,5	21,80	1,40	7,23	200,50	1,93	0,48		
10	26,56	61312,5	21,55	1,39	7,22	201,75	7,90	1,45		
11	26,54	61312,5	21,20	1,37	7,22	202,50	12,85	1,95		
12	26,54	61312,5	21,10	1,36	7,22	202,75	16,55	2,15		



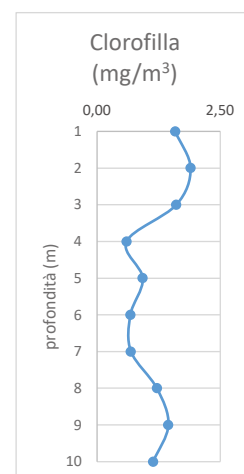
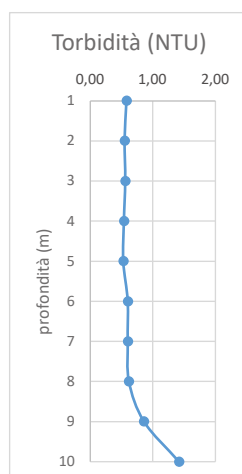
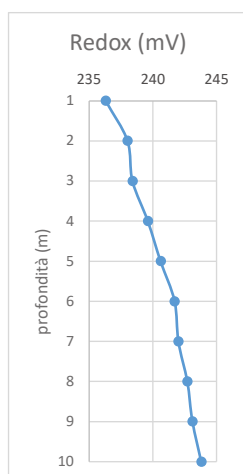
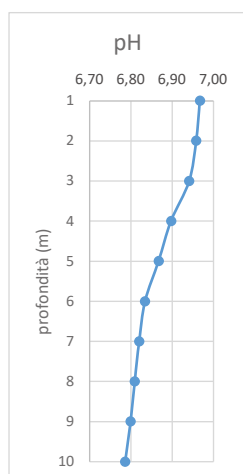
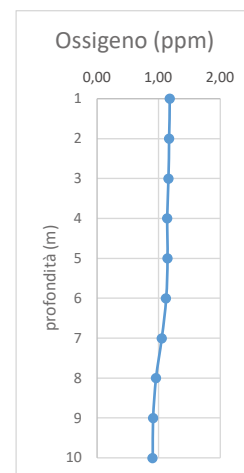
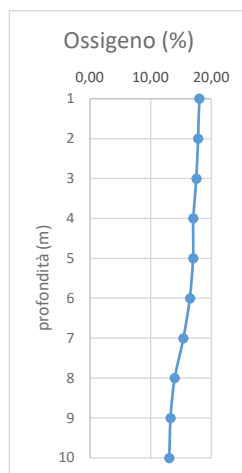
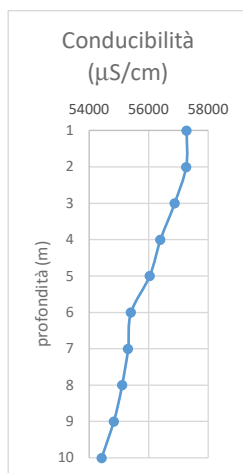
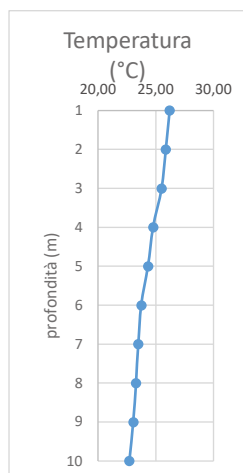
ST06 - 08/07/2019 12:55										
Profondità	Temperatura	Conducibilità	Ossigeno	Ossigeno	pH	Potenziale Red-ox	Torbidità	Clorofilla 'a'	direzione corrente	velocità corrente
m	°C	μS/cm	%	ppm	-	mV	NTU	mg/m ³	-	m/s
1	27,52	61476,7	14,10	0,90	7,32	255,67	1,13	0,90	NW	0,3
2	27,28	61183,3	14,33	0,91	7,27	261,33	1,10	0,67		
3	27,21	61163,3	14,40	0,92	7,24	265,00	1,10	0,60		
4	27,22	61233,3	14,47	0,92	7,22	268,00	1,10	0,63		
5	27,22	61220,0	14,30	0,91	7,21	270,00	1,10	0,90		
6	27,19	61166,7	14,17	0,90	7,19	274,00	1,10	0,93		
7	27,15	61143,3	12,37	0,79	7,17	278,00	1,10	0,20		
8	27,14	61160,0	12,17	0,78	7,16	279,67	1,13	0,67		
9	27,14	61146,7	11,37	0,72	7,15	283,33	1,10	0,00		
10	27,14	61186,7	9,30	0,60	7,14	285,67	1,20	0,57		
11	27,11	61123,3	8,10	0,51	7,14	287,33	1,20	0,87		
12	27,08	61120,0	7,57	0,49	7,13	289,00	1,23	1,00		
13	26,94	60886,7	7,10	0,45	7,12	291,00	1,37	1,57		



ST07 – 08/07/2019 12:25										
Profondità	Temperatura	Conducibilità	Ossigeno	Ossigeno	pH	Potenziale Red-ox	Torbidità	Clorofilla 'a'	direzione corrente	velocità corrente
m	°C	μS/cm	%	ppm	-	mV	NTU	mg/m ³	-	m/s
1	27,45	61940,0	12,95	0,82	7,05	238,50	0,50	9,97	1,04	0,3
2	27,36	61863,3	13,37	0,85	6,96	244,33	0,45	3,17		
3	27,34	61831,7	13,07	0,83	6,94	247,33	0,40	1,35		
4	27,30	61810,0	11,80	0,75	6,92	251,33	0,40	0,82		
5	27,26	61796,7	10,93	0,69	6,90	256,17	0,50	0,72		
6	27,24	61726,7	10,53	0,67	6,90	257,83	0,50	0,35		
7	27,13	61541,7	10,30	0,66	6,89	260,00	0,53	0,37		
8	26,93	61345,0	10,90	0,70	6,87	264,00	0,52	0,47		
9	26,90	61276,7	11,70	0,75	6,87	264,83	0,55	0,50		
10	26,87	61213,3	12,07	0,77	6,87	265,17	0,57	0,63		
11	26,83	61143,3	12,28	0,79	6,87	265,67	0,58	0,72		

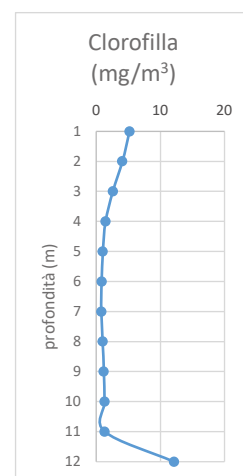
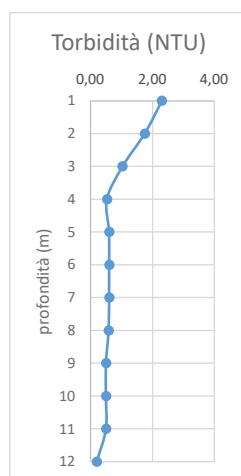
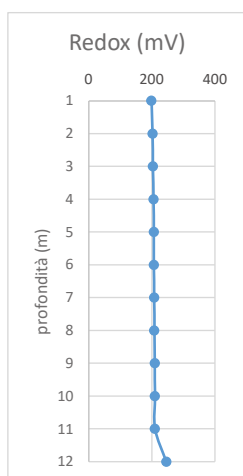
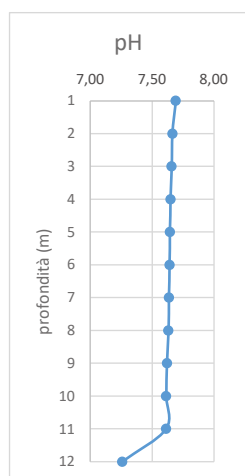
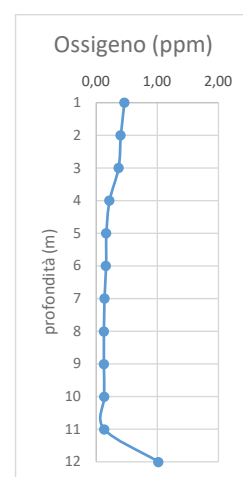
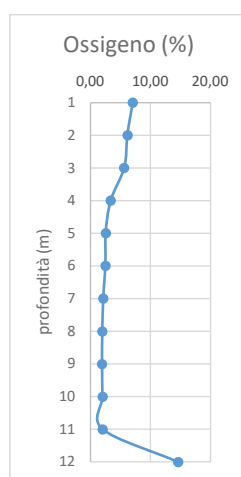
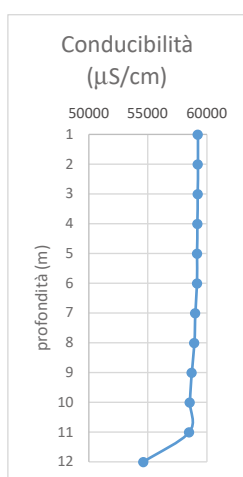
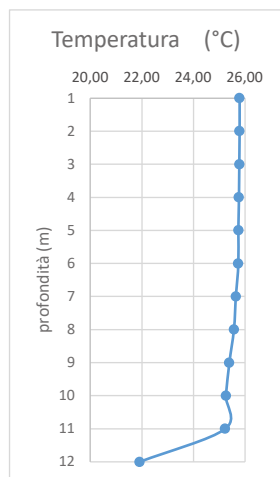


ST08 – 08/07/2019 12:00										
Profondità	Temperatura	Conducibilità	Ossigeno	Ossigeno	pH	Potenziale Red-ox	Torbidità	Clorofilla 'a'	direzione corrente	velocità corrente
m	°C	μS/cm	%	ppm	-	mV	NTU	mg/m ³	-	m/s
1	27,56	61586,7	12,93	0,82	7,34	254,3	1,13	0,80	NW	0,3
2	27,25	61170,0	14,37	0,92	7,26	262,7	1,10	0,60		
3	27,22	61233,3	14,47	0,92	7,22	268,0	1,10	0,63		
4	27,16	61140,0	12,83	0,82	7,17	277,3	1,10	0,33		
5	27,14	61186,7	9,30	0,60	7,14	285,7	1,20	0,57		
6	26,91	60863,3	6,77	0,43	7,12	291,3	1,40	1,93		
7	26,82	60720,0	6,57	0,42	7,11	292,3	1,50	1,80		
8	26,64	60583,3	7,17	0,47	7,10	295,3	1,90	2,13		
9	26,63	60593,3	7,77	0,50	7,09	296,0	2,00	1,90		
10	26,62	60596,7	8,10	0,52	7,09	296,0	2,57	2,00		



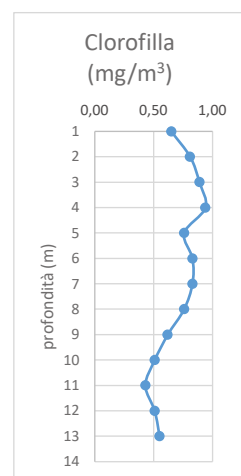
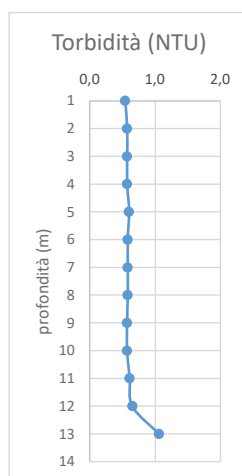
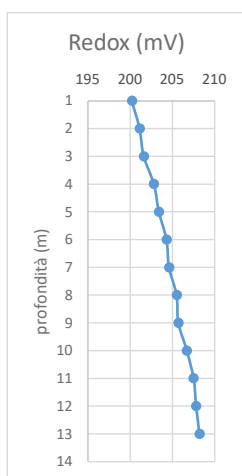
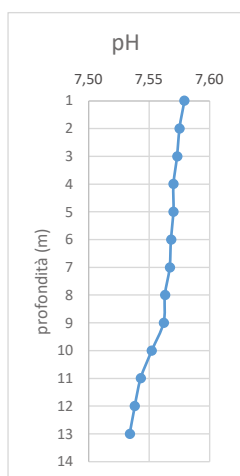
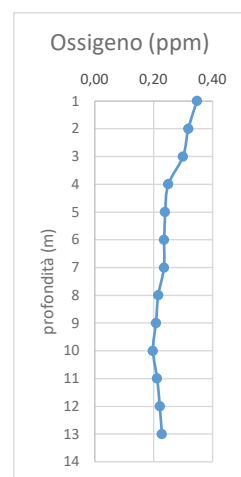
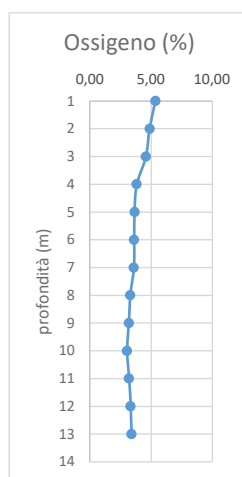
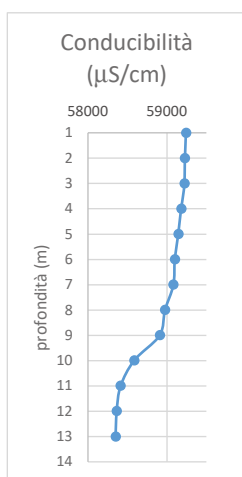
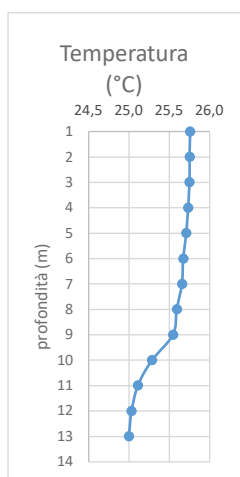
ST05 - 24/07/2019 10:55

Profondità	Temperatura	Conducibilità	Ossigeno	Ossigeno	pH	Potenziale Red-ox	Torbidità	Clorofilla 'a'	direzione corrente	velocità corrente
m	°C	μS/cm	%	ppm	-	mV	NTU	mg/m ³	-	m/s
1	25,79	59242,0	7,03	0,46	7,69	198,8	2,30	5,20	SW	0,2
2	25,79	59245,0	6,14	0,40	7,67	202,2	1,75	4,08		
3	25,78	59228,0	5,60	0,37	7,66	203,4	1,03	2,59		
4	25,76	59205,0	3,34	0,22	7,65	205,2	0,53	1,45		
5	25,75	59177,0	2,53	0,17	7,64	206,3	0,60	1,02		
6	25,74	59164,0	2,47	0,16	7,64	206,5	0,60	0,85		
7	25,65	59025,0	2,11	0,14	7,64	207,6	0,60	0,79		
8	25,57	58944,0	1,95	0,13	7,63	208,0	0,58	1,01		
9	25,39	58724,0	1,92	0,13	7,62	209,3	0,50	1,18		
10	25,26	58565,0	2,00	0,13	7,61	209,7	0,50	1,30		
11	25,23	58508,0	2,02	0,13	7,61	209,8	0,50	1,33		
12	21,92	54638,3	14,58	1,02	7,26	246,0	0,20	12,12		

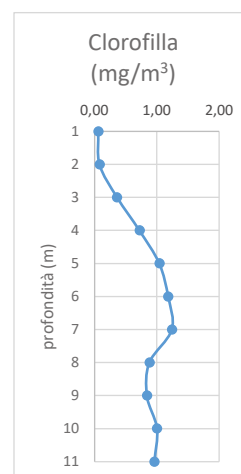
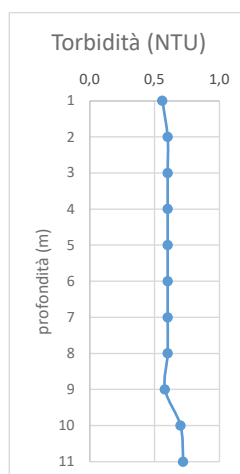
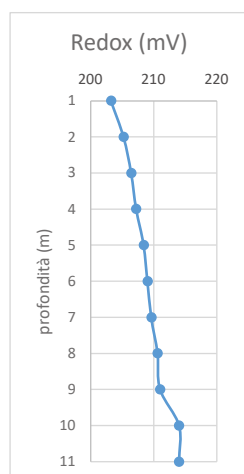
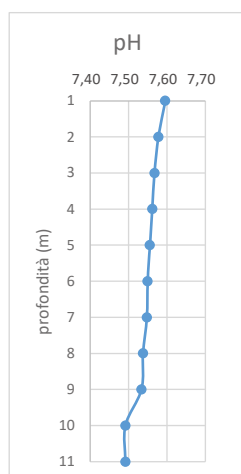
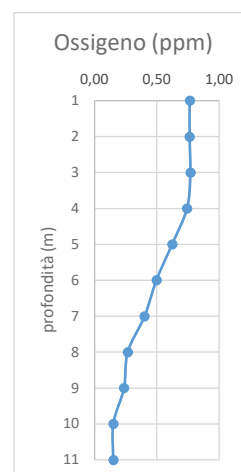
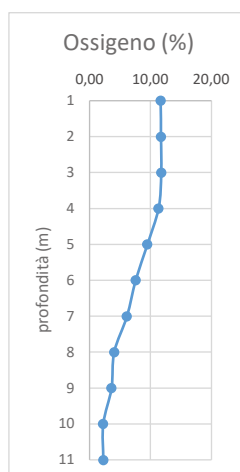
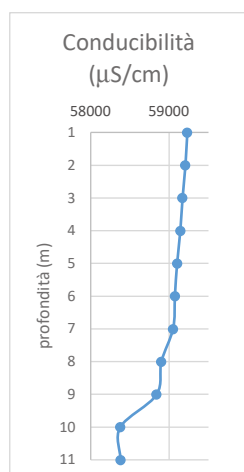
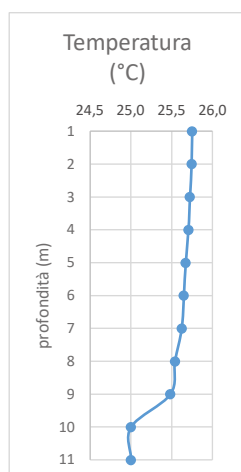


ST06 - 24/07/2019 10:30

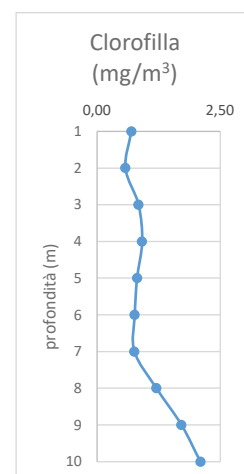
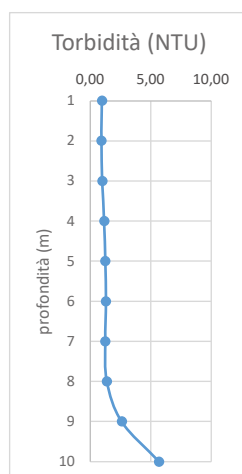
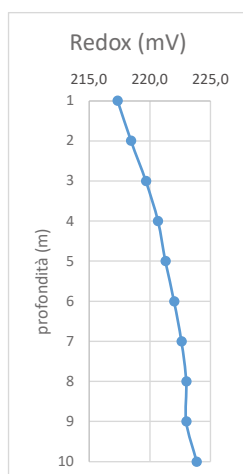
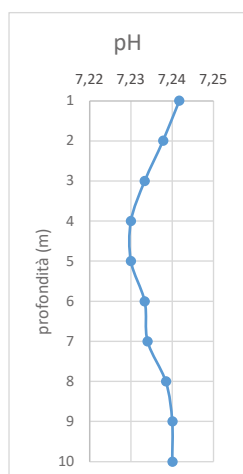
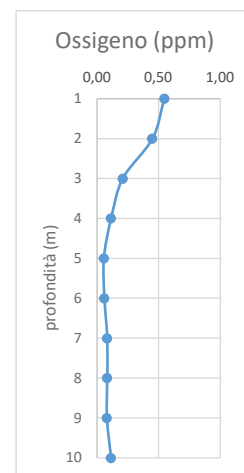
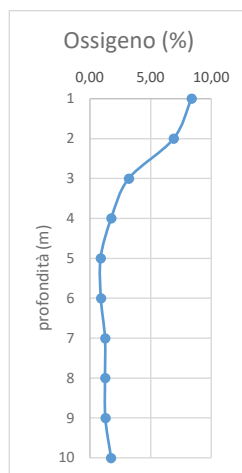
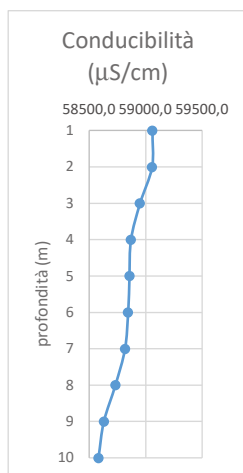
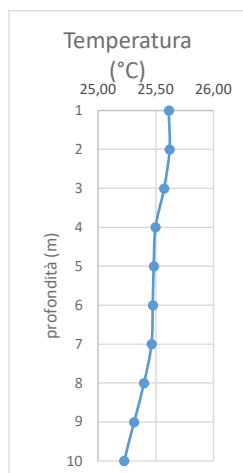
Profondità	Temperatura	Conducibilità	Ossigeno	Ossigeno	pH	Potenziale Red-ox	Torbidità	Clorofilla 'a'	direzione corrente	velocità corrente
m	°C	μS/cm	%	ppm	-	mV	NTU	mg/m ³	-	m/s
1	25,76	59241,0	5,35	0,35	7,58	200,2	0,54	0,65	SW	0,2
2	25,75	59227,0	4,88	0,32	7,58	201,1	0,57	0,81		
3	25,75	59221,0	4,58	0,30	7,57	201,6	0,57	0,89		
4	25,73	59180,0	3,82	0,25	7,57	202,8	0,57	0,94		
5	25,71	59142,0	3,65	0,24	7,57	203,4	0,60	0,76		
6	25,67	59099,0	3,62	0,24	7,57	204,3	0,58	0,83		
7	25,66	59081,0	3,59	0,24	7,57	204,6	0,58	0,83		
8	25,59	58974,0	3,30	0,22	7,56	205,5	0,58	0,76		
9	25,55	58907,0	3,18	0,21	7,56	205,7	0,57	0,62		
10	25,29	58583,0	3,04	0,20	7,55	206,7	0,57	0,51		
11	25,11	58412,0	3,20	0,21	7,54	207,5	0,61	0,43		
12	25,03	58363,0	3,33	0,22	7,54	207,8	0,65	0,51		
13	25,00	58349,0	3,40	0,23	7,53	208,2	1,06	0,55		



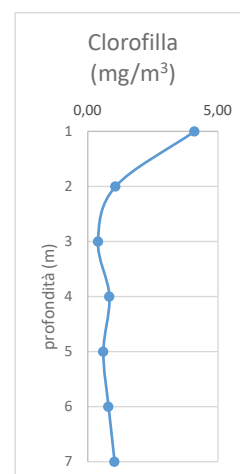
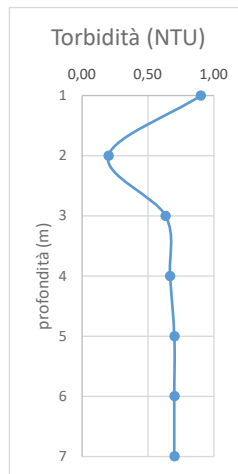
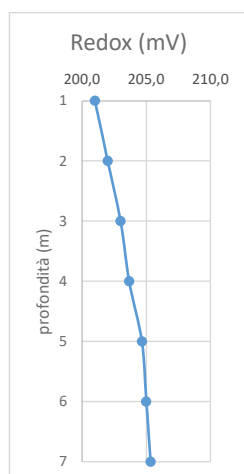
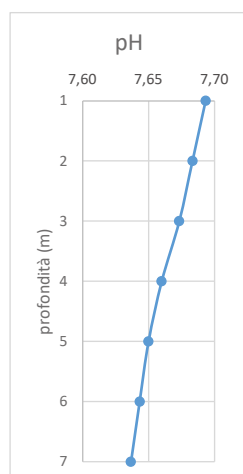
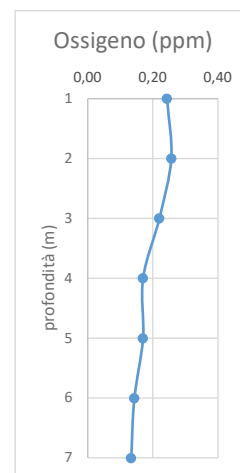
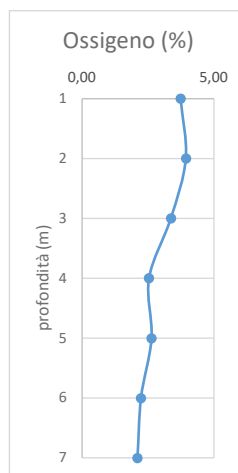
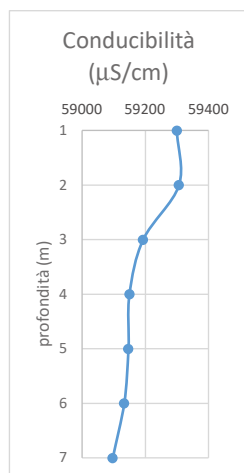
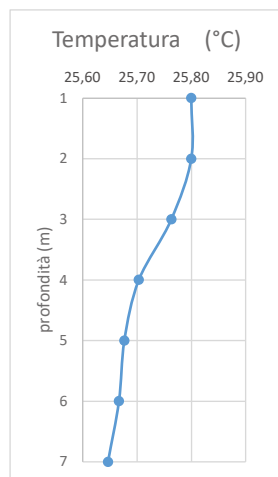
ST07 – 24/07/2019 10:05										
Profondità	Temperatura	Conducibilità	Ossigeno	Ossigeno	pH	Potenziale Red-ox	Torbidità	Clorofilla 'a'	direzione corrente	velocità corrente
m	°C	μS/cm	%	ppm	-	mV	NTU	mg/m ³	-	m/s
1	25,75	59230	11,66	0,76	7,60	203,2	0,56	0,06	SW	0,3
2	25,74	59206	11,72	0,76	7,58	205,2	0,60	0,08		
3	25,72	59170	11,76	0,77	7,57	206,4	0,60	0,36		
4	25,71	59142	11,32	0,74	7,56	207,2	0,60	0,72		
5	25,67	59102	9,48	0,62	7,56	208,4	0,60	1,04		
6	25,65	59074	7,56	0,50	7,55	209,0	0,60	1,18		
7	25,62	59050	6,12	0,40	7,55	209,6	0,60	1,24		
8	25,54	58900	4,04	0,27	7,54	210,6	0,60	0,88		
9	25,48	58840	3,58	0,24	7,53	211,0	0,58	0,84		
10	25,00	58378	2,22	0,15	7,49	214,0	0,70	1,00		
11	25,00	58380	2,24	0,15	7,49	214,0	0,72	0,96		



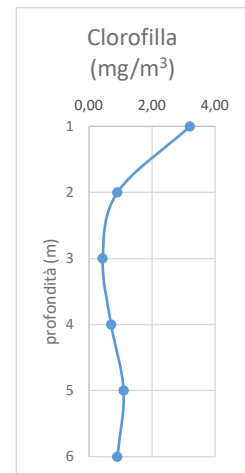
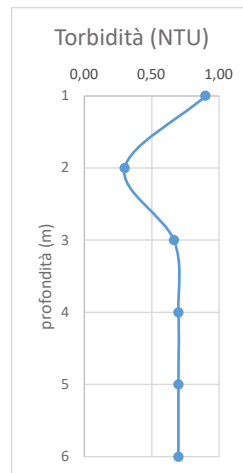
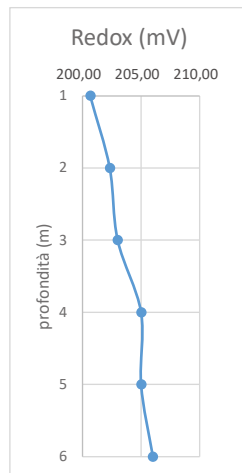
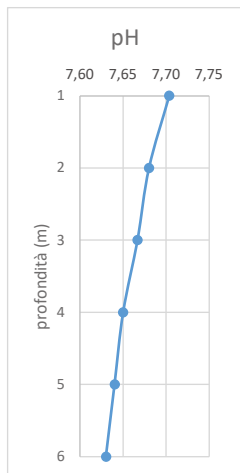
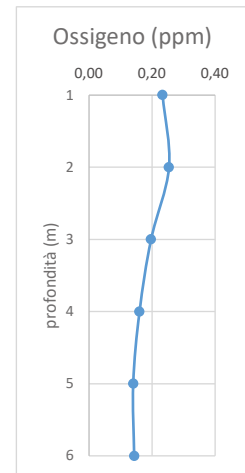
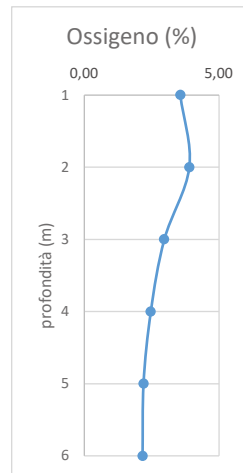
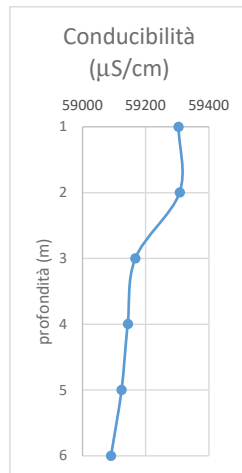
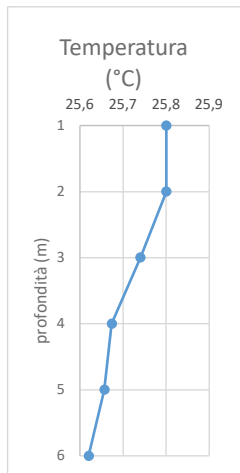
ST08 – 24/07/2019 09:45										
Profondità	Temperatura	Conducibilità	Ossigeno	Ossigeno	pH	Potenziale Red-ox	Torbidità	Clorofilla 'a'	direzione corrente	velocità corrente
m	°C	μS/cm	%	ppm	-	mV	NTU	mg/m ³	-	m/s
1	25,61	59060,0	8,37	0,55	7,24	217,3	0,97	0,70	SW	0,3
2	25,62	59056,7	6,89	0,45	7,24	218,4	0,92	0,58		
3	25,57	58950,0	3,20	0,21	7,23	219,7	0,99	0,84		
4	25,50	58870,0	1,75	0,12	7,23	220,7	1,15	0,92		
5	25,48	58857,1	0,87	0,06	7,23	221,3	1,24	0,81		
6	25,47	58845,0	0,90	0,06	7,23	222,0	1,30	0,77		
7	25,46	58818,0	1,24	0,08	7,23	222,6	1,24	0,76		
8	25,40	58733,8	1,25	0,08	7,24	223,0	1,38	1,21		
9	25,31	58631,4	1,27	0,08	7,24	223,0	2,60	1,71		
10	25,23	58584,3	1,73	0,11	7,24	223,9	5,69	2,10		



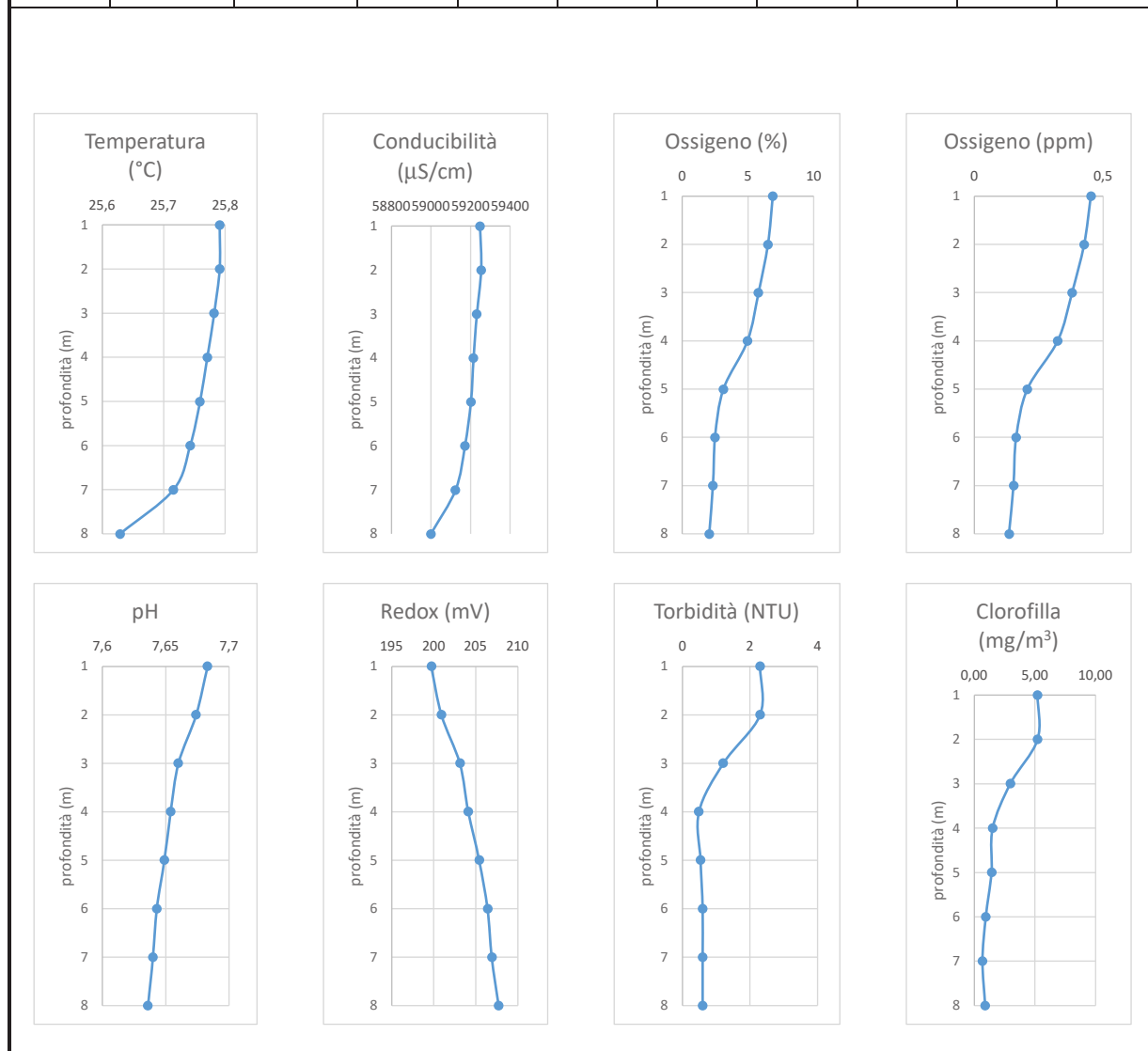
ST01 - 25/07/2019 11:05										
Profondità	Temperatura	Conducibilità	Ossigeno	Ossigeno	pH	Potenziale Red-ox	Torbidità	Clorofilla 'a'	direzione corrente	velocità corrente
m	°C	μS/cm	%	ppm	-	mV	NTU	mg/m ³	-	m/s
1	25,80	59300,0	3,73	0,24	7,69	201,00	0,90	4,10	NW	0,3
2	25,80	59306,7	3,93	0,26	7,68	202,00	0,20	1,07		
3	25,76	59193,3	3,37	0,22	7,67	203,00	0,63	0,40		
4	25,70	59150,0	2,53	0,17	7,66	203,67	0,67	0,83		
5	25,68	59146,7	2,63	0,17	7,65	204,67	0,70	0,60		
6	25,67	59133,3	2,23	0,14	7,64	205,00	0,70	0,80		
7	25,65	59096,7	2,10	0,13	7,64	205,33	0,70	1,03		



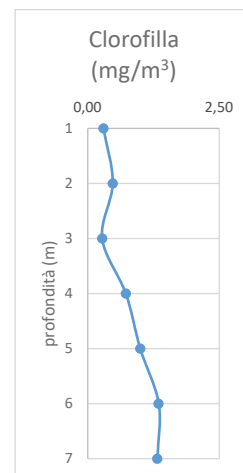
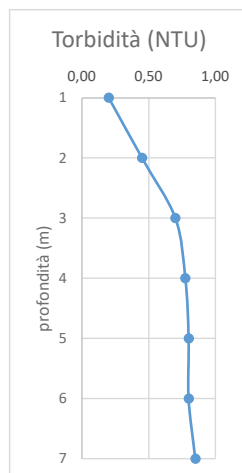
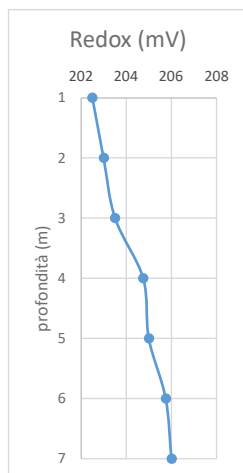
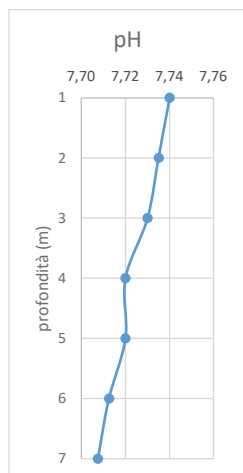
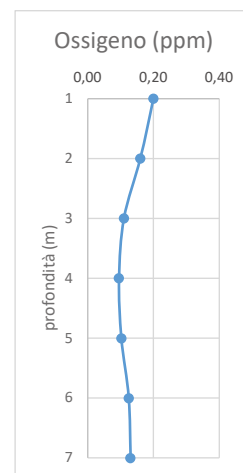
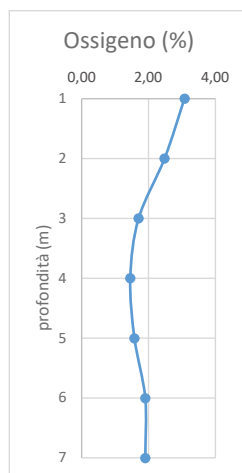
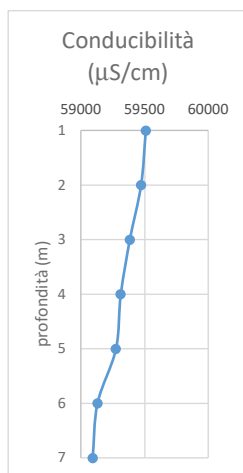
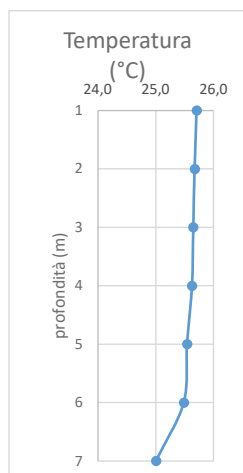
ST02 - 25/07/2019 10:40										
Profondità	Temperatura	Conducibilità	Ossigeno	Ossigeno	pH	Potenziale Red-ox	Torbidità	Clorofilla 'a'	direzione corrente	velocità corrente
m	°C	µS/cm	%	ppm	-	mV	NTU	mg/m ³	-	m/s
1	25,80	59303,3	3,57	0,23	7,70	200,67	0,90	3,20	NW	0,3
2	25,80	59306,7	3,90	0,25	7,68	202,33	0,30	0,90		
3	25,74	59166,7	2,97	0,20	7,67	203,00	0,67	0,43		
4	25,67	59143,3	2,47	0,16	7,65	205,00	0,70	0,70		
5	25,66	59123,3	2,20	0,14	7,64	205,00	0,70	1,10		
6	25,62	59090,0	2,17	0,14	7,63	206,00	0,70	0,90		



ST03 – 25/07/2019 10:10										
Profondità	Temperatura	Conducibilità	Ossigeno	Ossigeno	pH	Potenziale Red-ox	Torbidità	Clorofilla 'a'	direzione corrente	velocità corrente
m	°C	μS/cm	%	ppm	-	mV	NTU	mg/m ³	-	m/s
1	25,791	59248	6,89	0,452	7,683	199,7	2,3	5,2	NW	0,3
2	25,791	59254	6,52	0,426	7,674	200,9	2,3	5,2		
3	25,782	59232	5,8	0,379	7,66	203,1	1,21	2,96		
4	25,771	59215	4,97	0,323	7,654	204,1	0,49	1,5		
5	25,759	59202	3,14	0,205	7,649	205,4	0,54	1,41		
6	25,743	59172	2,5	0,162	7,643	206,4	0,6	0,93		
7	25,716	59124	2,34	0,152	7,64	206,9	0,6	0,66		
8	25,629	59000	2,06	0,134	7,636	207,7	0,6	0,88		

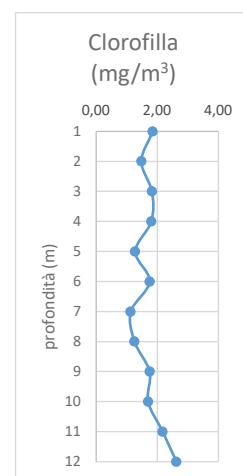
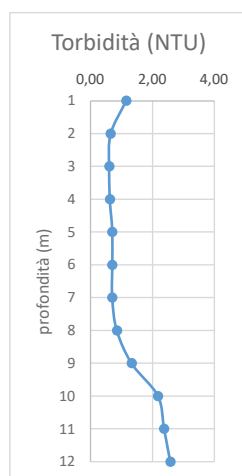
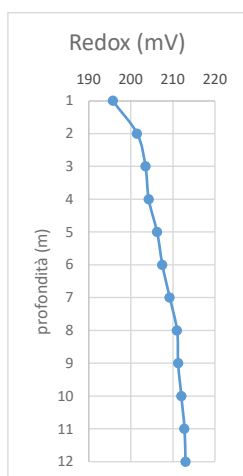
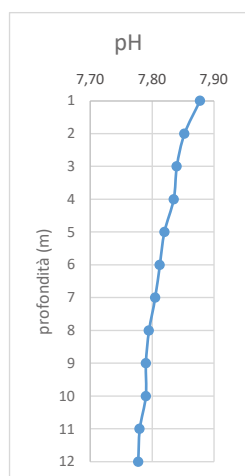
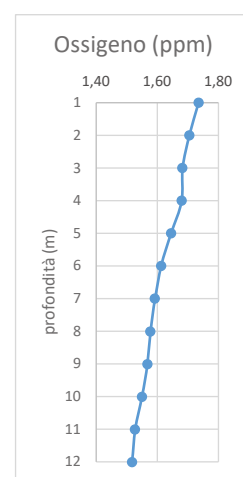
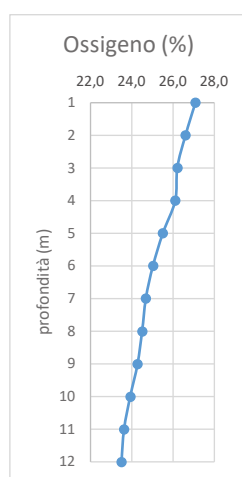
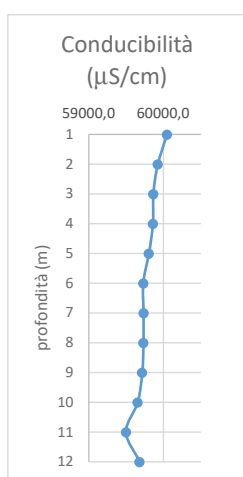
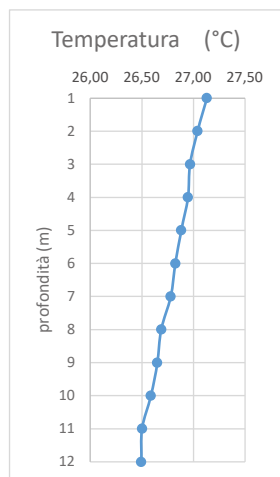


ST04 – 25/07/2019 09:45										
Profondità	Temperatura	Conducibilità	Ossigeno	Ossigeno	pH	Potenziale Red-ox	Torbidità	Clorofilla 'a'	direzione corrente	velocità corrente
m	°C	μS/cm	%	ppm	-	mV	NTU	mg/m ³	-	m/s
1	25,96	59510,0	3,08	0,20	7,74	202,5	0,20	0,30	NW	0,3
2	25,96	59472,5	2,48	0,16	7,74	203,0	0,45	0,48		
3	25,91	59385,0	1,70	0,11	7,73	203,5	0,70	0,28		
4	25,84	59312,5	1,45	0,10	7,72	204,8	0,78	0,73		
5	25,83	59275,0	1,58	0,10	7,72	205,0	0,80	1,00		
6	25,73	59130,0	1,90	0,13	7,71	205,8	0,80	1,35		
7	25,68	59092,5	1,90	0,13	7,71	206,0	0,85	1,33		



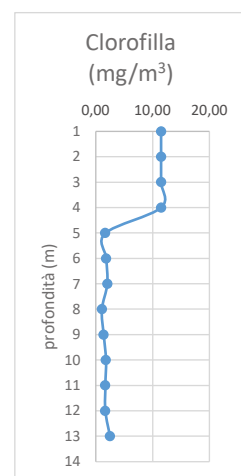
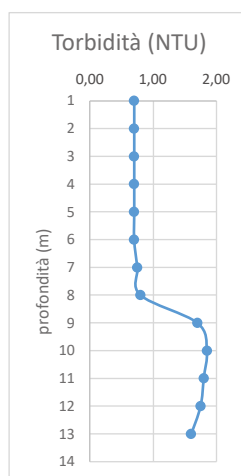
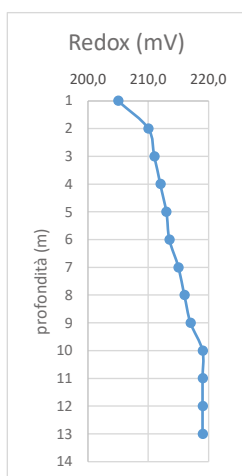
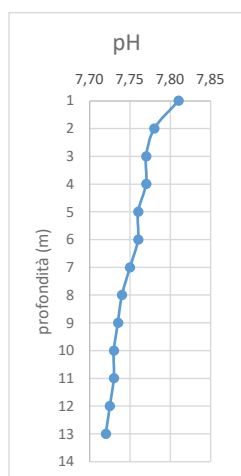
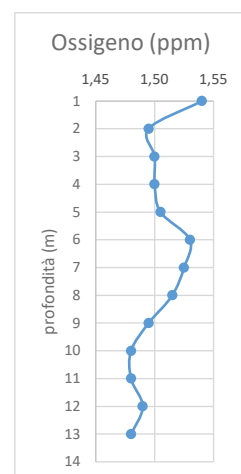
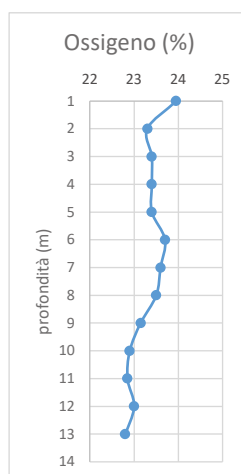
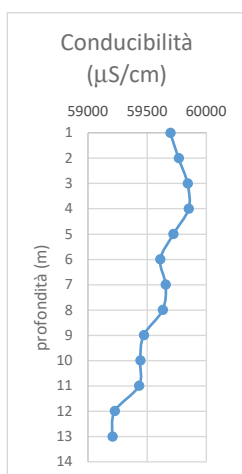
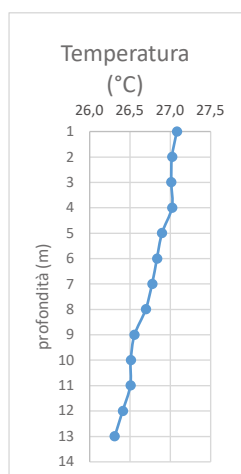
ST05 - 20/08/2019 09:30

Profondità	Temperatura	Conducibilità	Ossigeno	Ossigeno	pH	Potenziale Red-ox	Torbidità	Clorofilla 'a'	direzione corrente	velocità corrente
m	°C	μS/cm	%	ppm	-	mV	NTU	mg/m ³	-	m/s
1	27,13	60047,5	27,08	1,74	7,88	195,75	1,15	1,85	SW	0,2
2	27,04	59925,0	26,60	1,71	7,85	201,50	0,65	1,48		
3	26,97	59865,0	26,20	1,68	7,84	203,50	0,60	1,83		
4	26,95	59860,0	26,10	1,68	7,84	204,25	0,63	1,80		
5	26,88	59805,0	25,50	1,65	7,82	206,25	0,70	1,28		
6	26,83	59730,0	25,03	1,61	7,81	207,50	0,70	1,75		
7	26,78	59735,0	24,68	1,59	7,81	209,25	0,70	1,13		
8	26,69	59732,5	24,50	1,58	7,80	211,00	0,85	1,25		
9	26,65	59715,0	24,28	1,57	7,79	211,25	1,33	1,75		
10	26,59	59655,0	23,93	1,55	7,79	212,00	2,18	1,70		
11	26,50	59500,0	23,63	1,53	7,78	212,75	2,38	2,18		
12	26,50	59682,5	23,50	1,52	7,78	213,00	2,58	2,63		

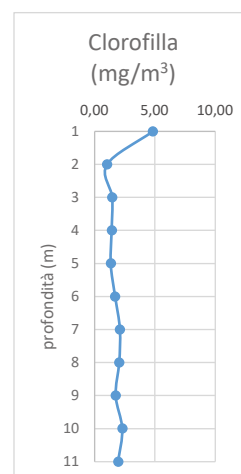
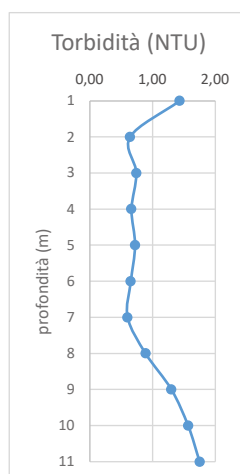
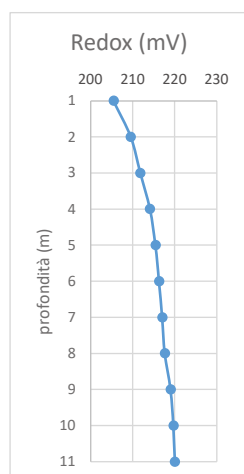
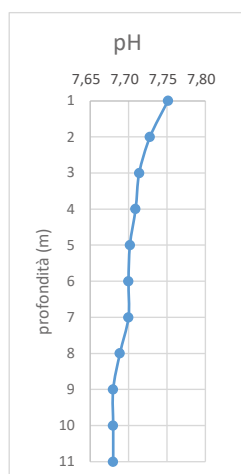
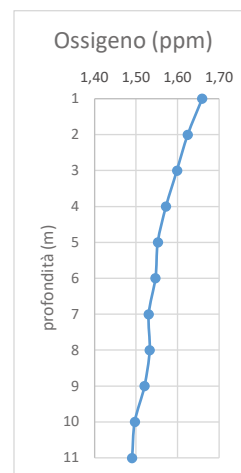
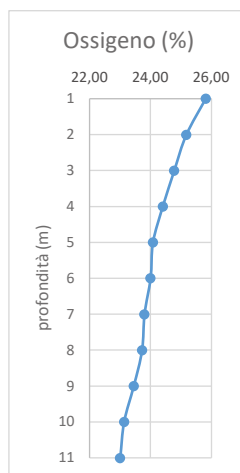
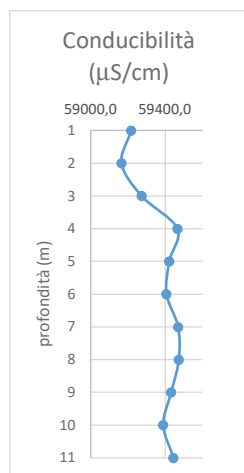
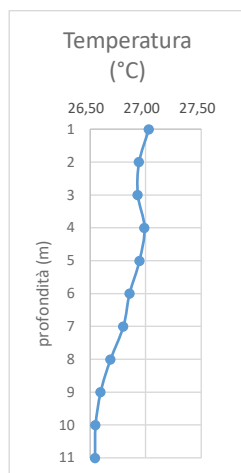


ST06 - 20/08/2019 10:00

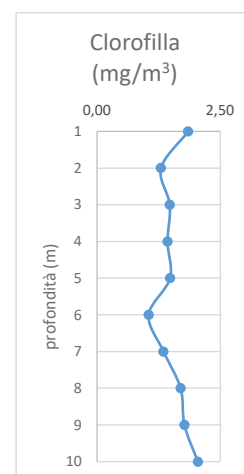
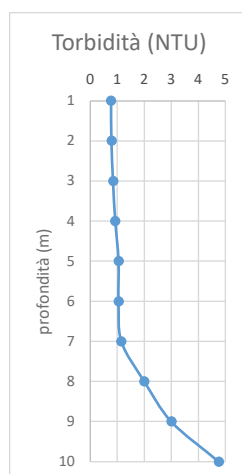
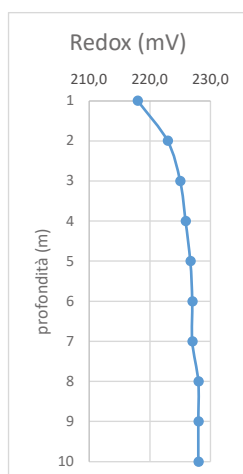
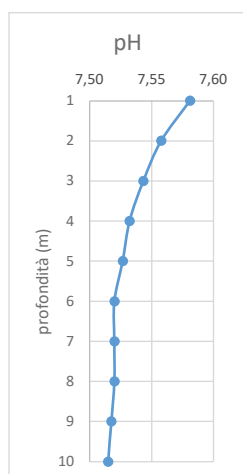
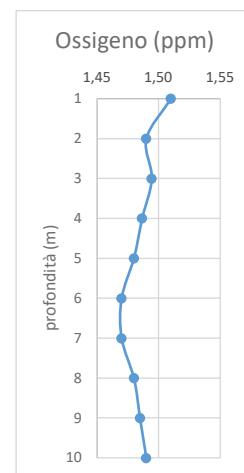
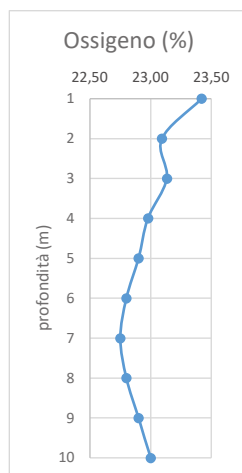
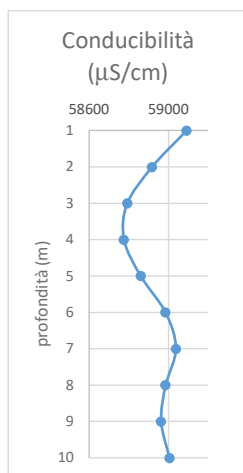
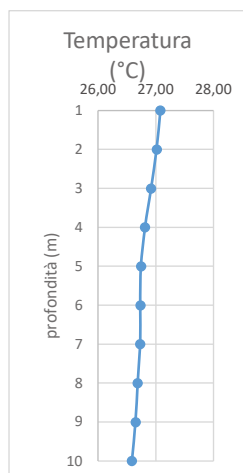
Profondità	Temperatura	Conducibilità	Ossigeno	Ossigeno	pH	Potenziale Red-ox	Torbidità	Clorofilla 'a'	direzione corrente	velocità corrente
m	°C	μS/cm	%	ppm	-	mV	NTU	mg/m ³	-	m/s
1	27,08	59695,0	23,95	1,54	7,81	205,00	0,70	11,50	SW	0,2
2	27,02	59765,0	23,30	1,50	7,78	210,00	0,70	11,50		
3	27,01	59840,0	23,40	1,50	7,77	211,00	0,70	11,50		
4	27,02	59850,0	23,40	1,50	7,77	212,00	0,70	11,50		
5	26,90	59720,0	23,40	1,51	7,76	213,00	0,70	1,70		
6	26,84	59610,0	23,70	1,53	7,76	213,50	0,70	1,85		
7	26,78	59655,0	23,60	1,53	7,75	215,00	0,75	2,05		
8	26,70	59630,0	23,50	1,52	7,74	216,00	0,80	1,10		
9	26,56	59470,0	23,15	1,50	7,74	217,00	1,70	1,40		
10	26,51	59440,0	22,90	1,48	7,73	219,00	1,85	1,80		
11	26,51	59430,0	22,85	1,48	7,73	219,00	1,80	1,70		
12	26,41	59225,0	23,00	1,49	7,73	219,00	1,75	1,70		
13	26,31	59205,0	22,80	1,48	7,72	219,00	1,60	2,55		



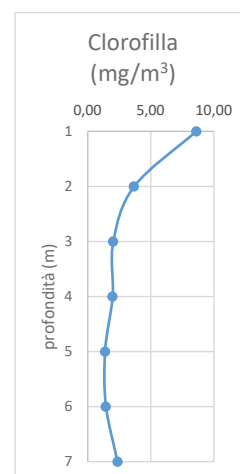
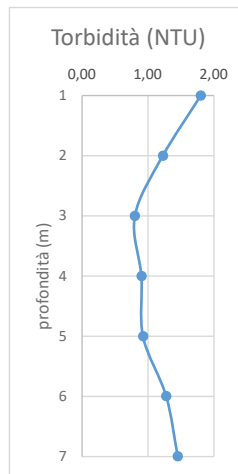
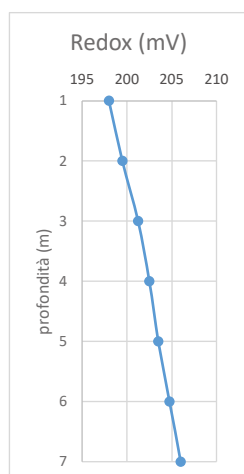
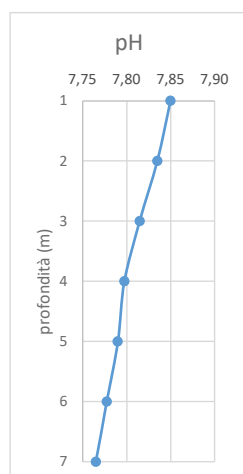
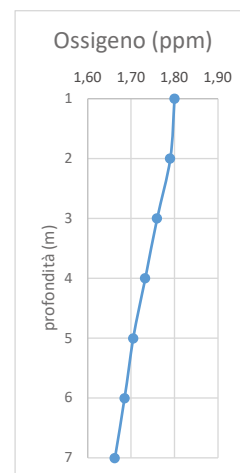
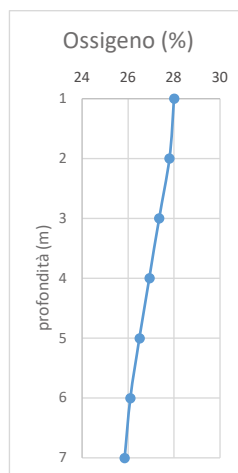
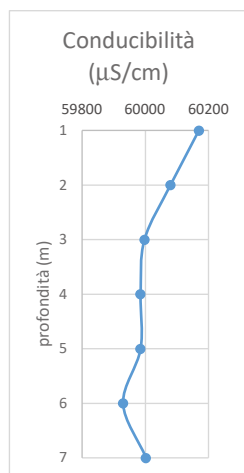
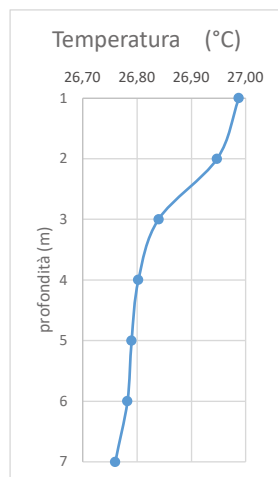
ST07 – 20/08/2019 10:30										
Profondità	Temperatura	Conducibilità	Ossigeno	Ossigeno	pH	Potenziale Red-ox	Torbidità	Clorofilla 'a'	direzione corrente	velocità corrente
m	°C	µS/cm	%	ppm	-	mV	NTU	mg/m ³	-	m/s
1	27,03	59218,6	25,81	1,66	7,75	205,43	1,43	4,83	SW	0,3
2	26,94	59166,0	25,18	1,62	7,73	209,50	0,64	1,03		
3	26,93	59274,0	24,78	1,60	7,71	211,80	0,74	1,46		
4	26,99	59466,2	24,41	1,57	7,71	214,08	0,66	1,42		
5	26,95	59422,0	24,08	1,55	7,70	215,40	0,72	1,34		
6	26,86	59407,5	24,00	1,55	7,70	216,25	0,65	1,70		
7	26,80	59470,0	23,80	1,53	7,70	217,00	0,60	2,10		
8	26,69	59473,8	23,73	1,53	7,69	217,63	0,89	2,04		
9	26,60	59432,5	23,45	1,52	7,68	219,00	1,30	1,75		
10	26,55	59390,0	23,13	1,50	7,68	219,67	1,57	2,30		
11	26,55	59445,0	23,00	1,49	7,68	220,00	1,75	1,95		



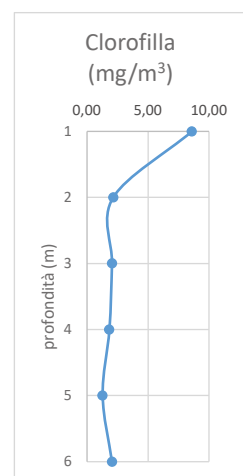
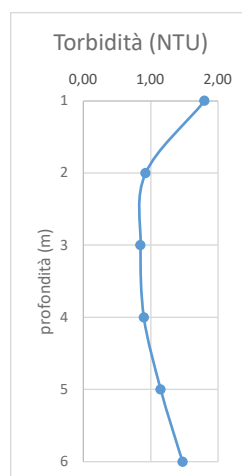
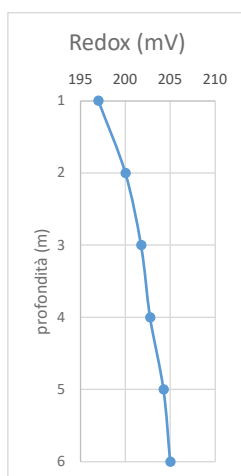
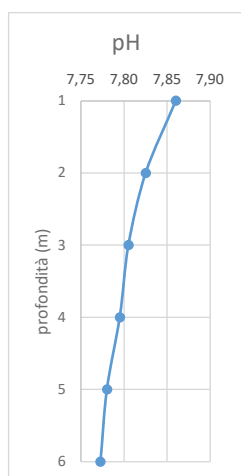
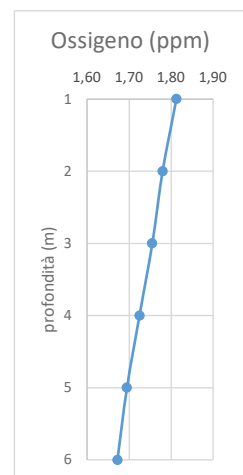
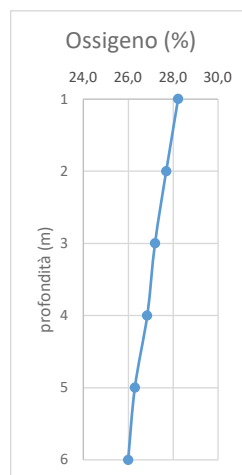
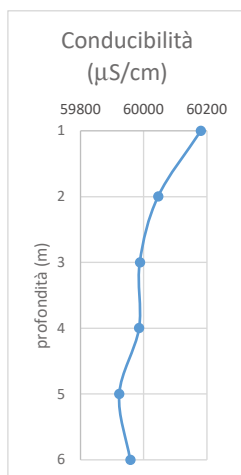
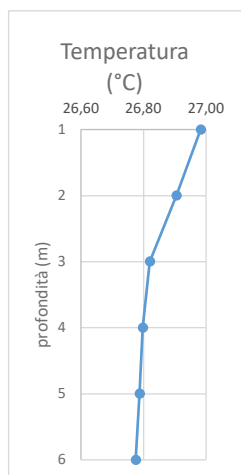
ST08 – 20/08/2019 11:00										
Profondità	Temperatura	Conducibilità	Ossigeno	Ossigeno	pH	Potenziale Red-ox	Torbidità	Clorofilla 'a'	direzione corrente	velocità corrente
m	°C	µS/cm	%	ppm	-	mV	NTU	mg/m ³	-	m/s
1	27,08	59091,0	23,42	1,51	7,58	218,0	0,77	1,85	SW	0,3
2	27,01	58916,9	23,09	1,49	7,56	222,9	0,78	1,30		
3	26,92	58792,2	23,13	1,49	7,54	225,0	0,84	1,48		
4	26,81	58775,6	22,98	1,49	7,53	225,9	0,92	1,43		
5	26,74	58860,0	22,90	1,48	7,53	226,7	1,05	1,48		
6	26,73	58985,0	22,80	1,47	7,52	227,0	1,05	1,05		
7	26,73	59037,5	22,75	1,47	7,52	227,0	1,15	1,35		
8	26,69	58985,0	22,80	1,48	7,52	228,0	2,00	1,70		
9	26,65	58962,5	22,90	1,49	7,52	228,0	3,00	1,78		
10	26,59	59005,0	23,00	1,49	7,52	228,0	4,75	2,05		



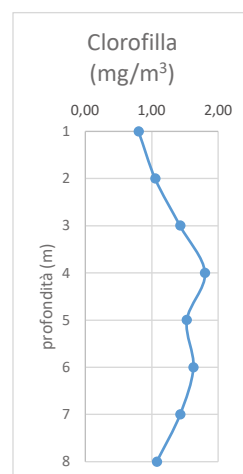
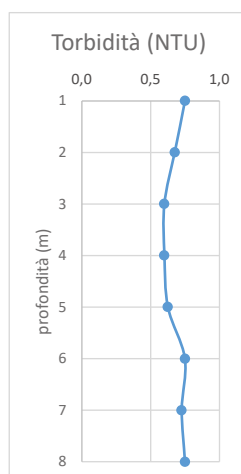
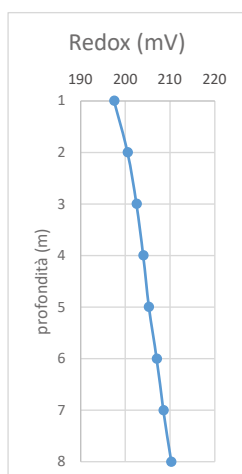
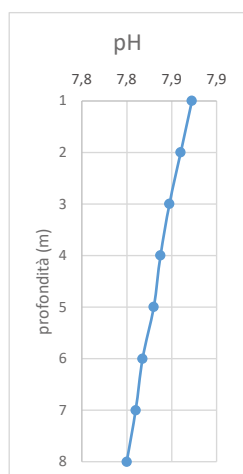
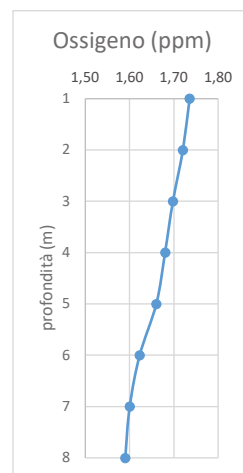
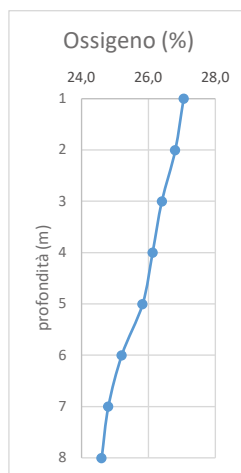
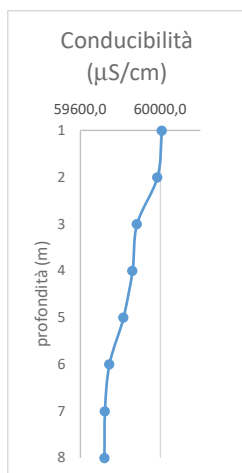
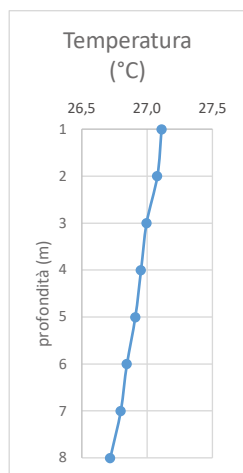
ST01 - 21/08/2019 09:10										
Profondità	Temperatura	Conducibilità	Ossigeno	Ossigeno	pH	Potenziale Red-ox	Torbidità	Clorofilla 'a'	direzione corrente	velocità corrente
m	°C	μS/cm	%	ppm	-	mV	NTU	mg/m ³	-	m/s
1	26,99	60170,0	28,00	1,80	7,85	198,00	1,80	8,60	NW	0,3
2	26,95	60080,0	27,80	1,79	7,84	199,50	1,23	3,68		
3	26,84	59997,5	27,35	1,76	7,82	201,25	0,80	2,03		
4	26,80	59985,0	26,93	1,73	7,80	202,50	0,90	1,98		
5	26,79	59985,0	26,50	1,71	7,79	203,50	0,93	1,38		
6	26,78	59930,0	26,10	1,69	7,78	204,75	1,28	1,45		
7	26,76	60002,5	25,85	1,66	7,77	206,00	1,45	2,38		



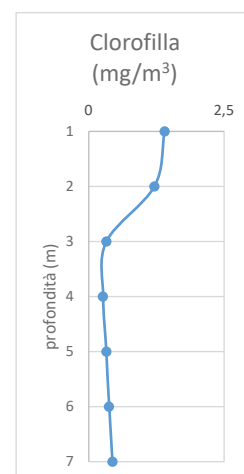
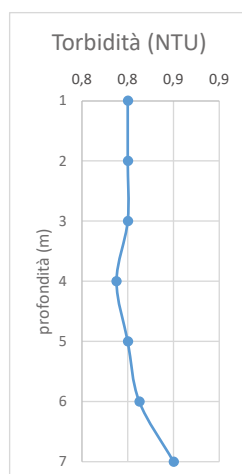
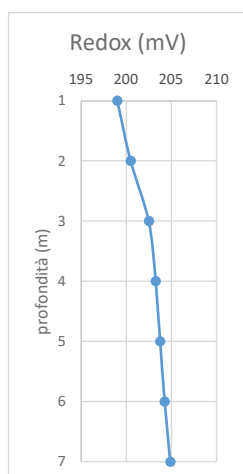
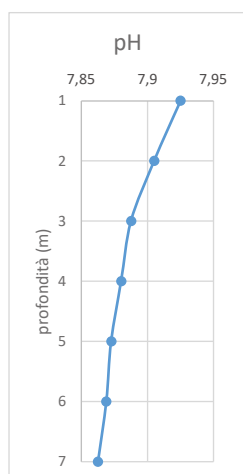
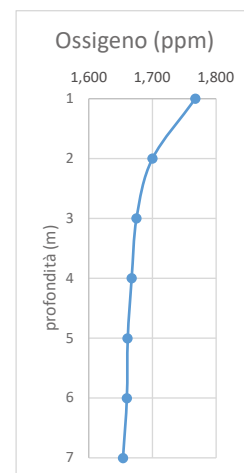
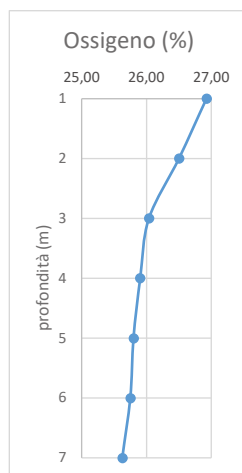
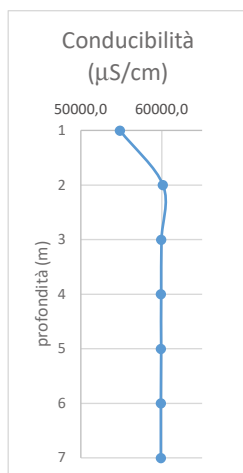
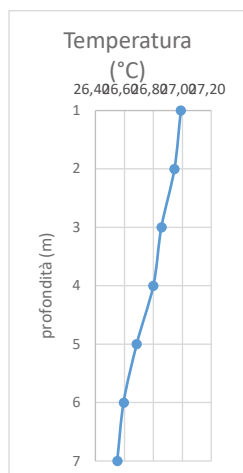
ST02 - 21/08/2019 09:50										
Profondità	Temperatura	Conducibilità	Ossigeno	Ossigeno	pH	Potenziale Red-ox	Torbidità	Clorofilla 'a'	direzione corrente	velocità corrente
m	°C	μS/cm	%	ppm	-	mV	NTU	mg/m ³	-	m/s
1	26,98	60180,0	28,23	1,81	7,86	197,00	1,80	8,60	NW	0,3
2	26,91	60045,0	27,70	1,78	7,83	200,00	0,93	2,15		
3	26,82	59987,5	27,20	1,76	7,81	201,75	0,85	2,05		
4	26,80	59985,0	26,85	1,73	7,80	202,75	0,90	1,83		
5	26,79	59922,5	26,30	1,70	7,78	204,25	1,15	1,28		
6	26,78	59957,5	26,00	1,67	7,77	205,00	1,48	2,05		



ST03 – 21/08/2019 10:20										
Profondità	Temperatura	Conducibilità	Ossigeno	Ossigeno	pH	Potenziale Red-ox	Torbidità	Clorofilla 'a'	direzione corrente	velocità corrente
m	°C	μS/cm	%	ppm	-	mV	NTU	mg/m ³	-	m/s
1	27,1	60007,5	27,1	1,74	7,873	198	0,8	0,8	NW	0,3
2	27,1	59985,0	26,8	1,72	7,860	201	0,7	1,05		
3	27,0	59882,5	26,4	1,70	7,848	203	0,6	1,425		
4	27,0	59860,0	26,1	1,68	7,838	204	0,6	1,8		
5	26,9	59815,0	25,8	1,66	7,830	205	0,6	1,525		
6	26,8	59745,0	25,2	1,62	7,818	207	0,8	1,625		
7	26,8	59722,5	24,8	1,60	7,810	209	0,7	1,425		
8	26,7	59720,0	24,6	1,59	7,800	210	0,8	1,075		

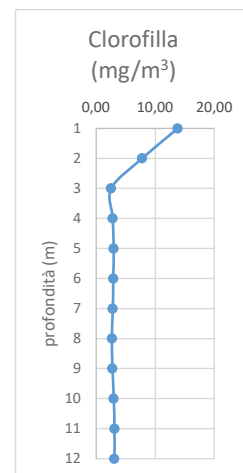
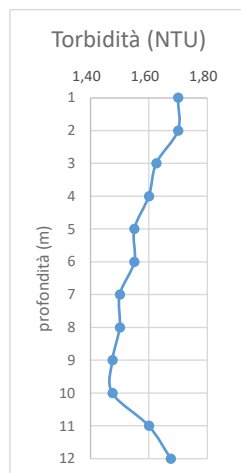
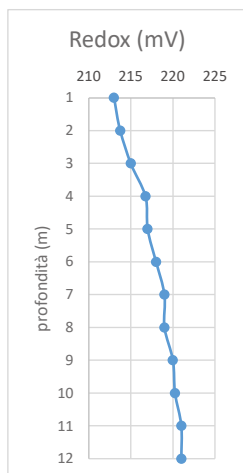
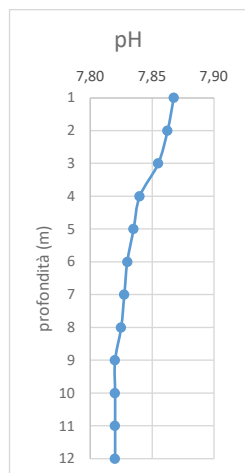
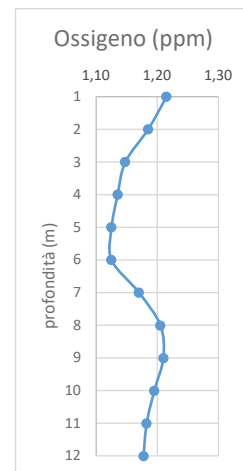
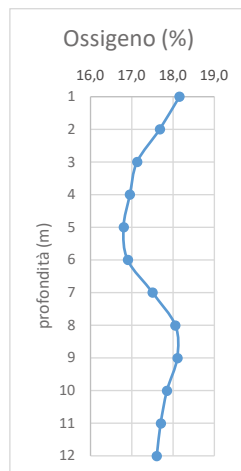
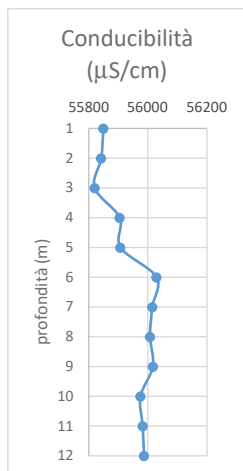
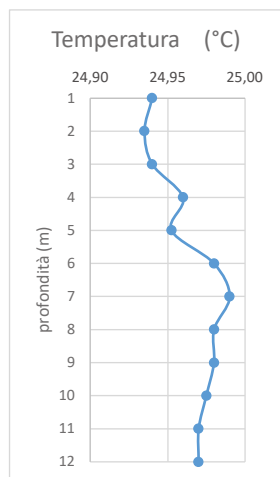


ST04 – 21/08/2019 11:00										
Profondità	Temperatura	Conducibilità	Ossigeno	Ossigeno	pH	Potenziale Red-ox	Torbidità	Clorofilla 'a'	direzione corrente	velocità corrente
m	°C	μS/cm	%	ppm	-	mV	NTU	mg/m ³	-	m/s
1	27,10	54818,8	26,93	1,768	7,925	199	0,800	1,4	NW	0,3
2	27,03	60147,5	26,50	1,700	7,905	200,5	0,800	1,2125		
3	26,90	59951,3	26,04	1,675	7,8875	202,5	0,800	0,325		
4	26,82	59910,0	25,90	1,668	7,88	203,25	0,788	0,2625		
5	26,79	59906,3	25,80	1,661	7,8725	203,75	0,800	0,325		
6	26,77	59901,3	25,75	1,660	7,86875	204,25	0,813	0,375		
7	26,76	59901,3	25,63	1,654	7,8625	204,875	0,850	0,4375		



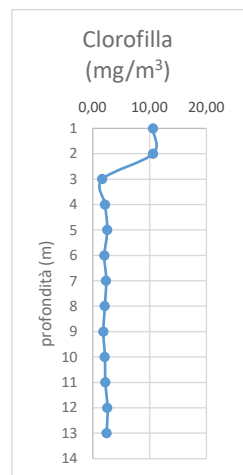
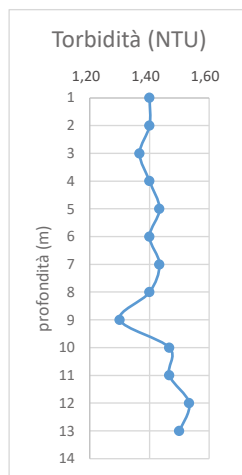
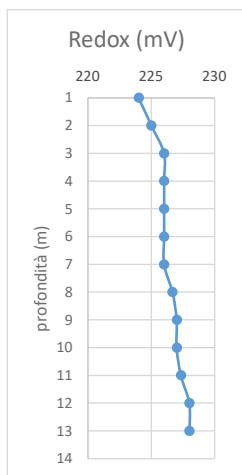
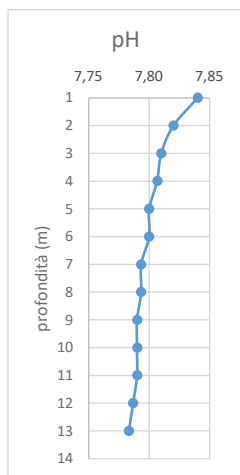
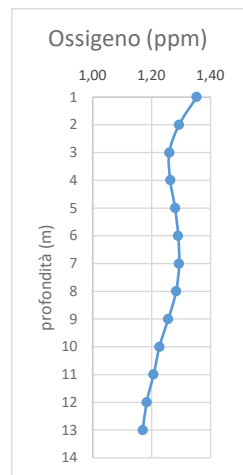
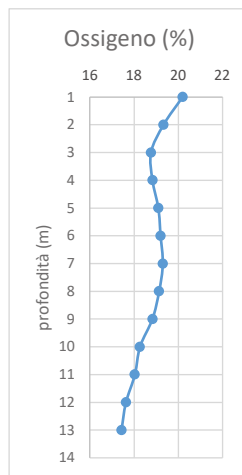
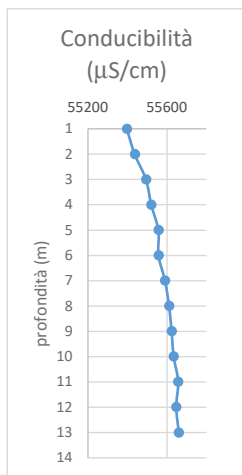
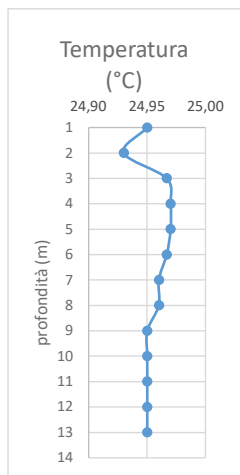
ST05 - 19/09/2019 10:45

Profondità	Temperatura	Conducibilità	Ossigeno	Ossigeno	pH	Potenziale Red-ox	Torbidità	Clorofilla 'a'	direzione corrente	velocità corrente
m	°C	μS/cm	%	ppm	-	mV	NTU	mg/m ³	-	m/s
1	24,94	55850,0	18,15	1,22	7,87	213,00	1,70	13,80	N	0,1
2	24,94	55842,5	17,68	1,19	7,86	213,75	1,70	7,75		
3	24,94	55820,0	17,13	1,15	7,86	215,00	1,63	2,53		
4	24,96	55905,0	16,95	1,14	7,84	216,75	1,60	2,80		
5	24,95	55907,5	16,80	1,13	7,84	217,00	1,55	2,95		
6	24,98	56030,0	16,90	1,13	7,83	218,00	1,55	2,88		
7	24,99	56015,0	17,50	1,17	7,83	219,00	1,50	2,80		
8	24,98	56007,5	18,05	1,21	7,83	219,00	1,50	2,65		
9	24,98	56017,5	18,10	1,21	7,82	220,00	1,48	2,75		
10	24,98	55975,0	17,85	1,20	7,82	220,25	1,48	2,95		
11	24,97	55982,5	17,70	1,18	7,82	221,00	1,60	3,10		
12	24,97	55987,5	17,60	1,18	7,82	221,00	1,68	3,08		

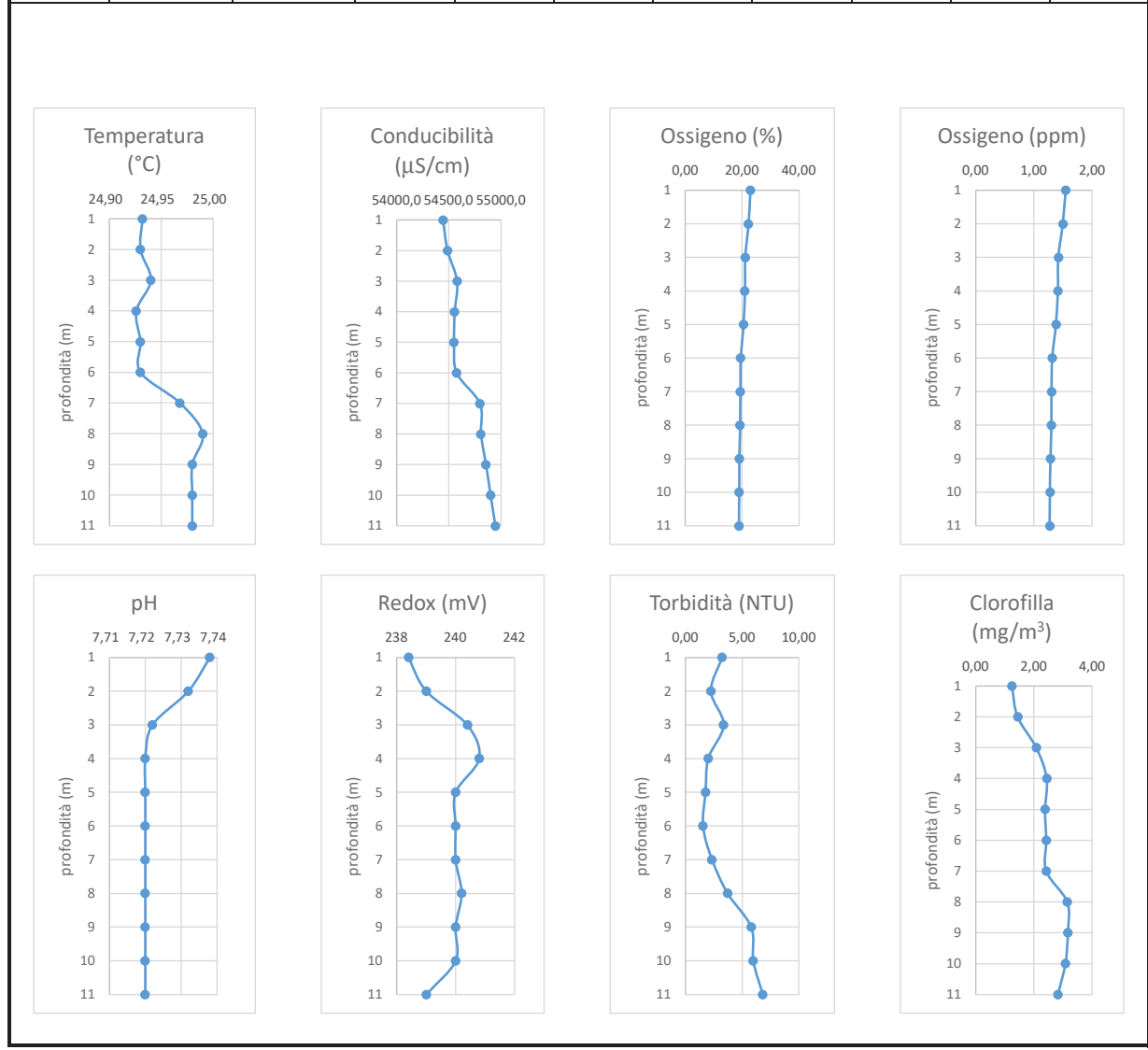


ST06 - 19/09/2019 10:15

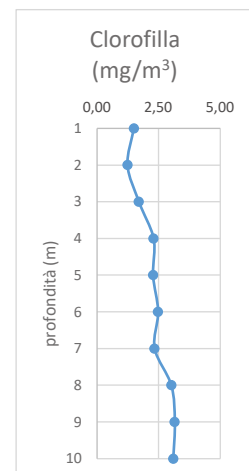
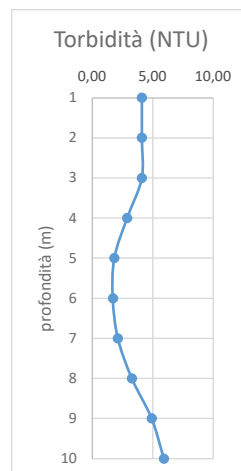
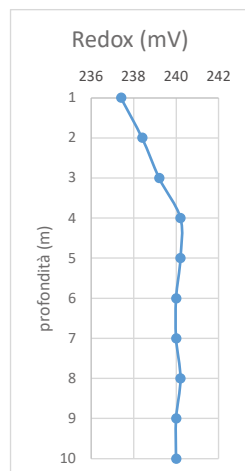
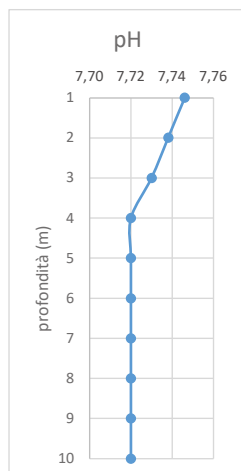
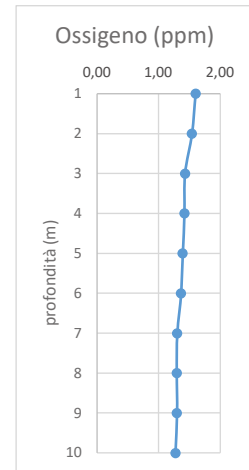
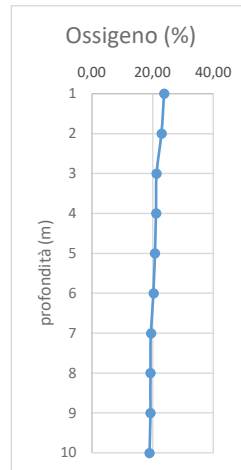
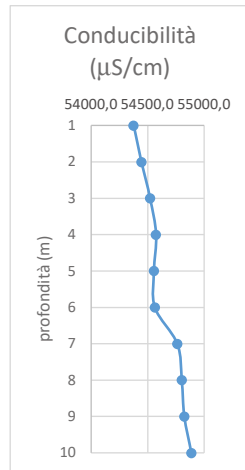
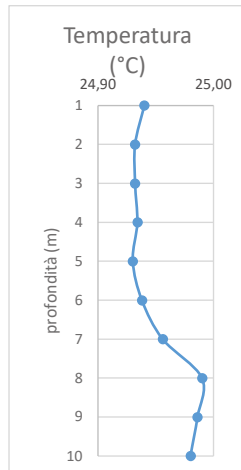
Profondità	Temperatura	Conducibilità	Ossigeno	Ossigeno	pH	Potenziale Red-ox	Torbidità	Clorofilla 'a'	direzione corrente	velocità corrente
m	°C	μS/cm	%	ppm	-	mV	NTU	mg/m ³	-	m/s
1	24,95	55396,7	20,20	1,35	7,84	224,00	1,40	10,60	N	0,1
2	24,93	55436,7	19,33	1,29	7,82	225,00	1,40	10,60		
3	24,97	55493,3	18,77	1,26	7,81	226,00	1,37	1,70		
4	24,97	55520,0	18,83	1,26	7,81	226,00	1,40	2,17		
5	24,97	55556,7	19,10	1,28	7,80	226,00	1,43	2,57		
6	24,97	55556,7	19,20	1,29	7,80	226,00	1,40	2,07		
7	24,96	55590,0	19,30	1,29	7,79	226,00	1,43	2,37		
8	24,96	55610,0	19,13	1,28	7,79	226,67	1,40	2,13		
9	24,95	55623,3	18,83	1,26	7,79	227,00	1,30	1,90		
10	24,95	55633,3	18,27	1,23	7,79	227,00	1,47	2,13		
11	24,95	55656,7	18,03	1,21	7,79	227,33	1,47	2,23		
12	24,95	55646,7	17,63	1,18	7,79	228,00	1,53	2,60		
13	24,95	55660,0	17,43	1,17	7,78	228,00	1,50	2,47		



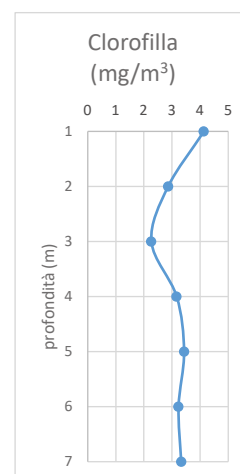
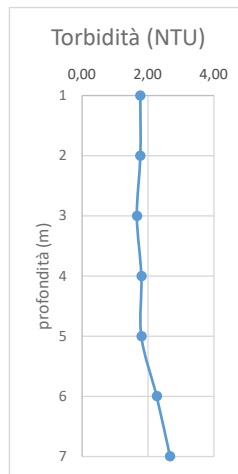
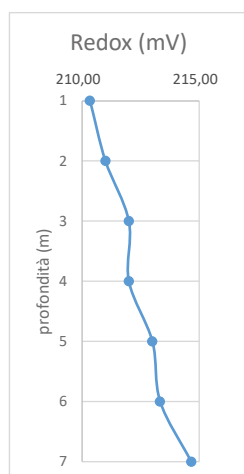
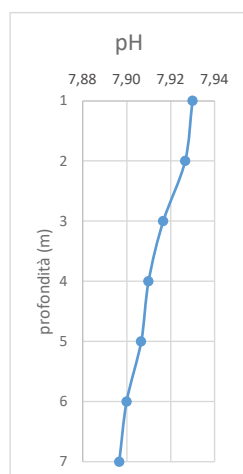
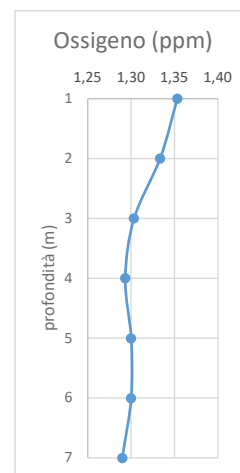
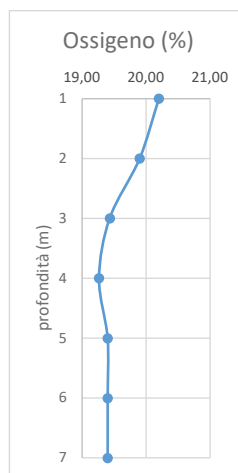
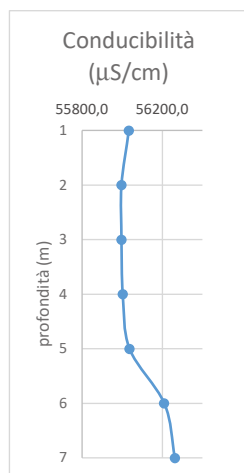
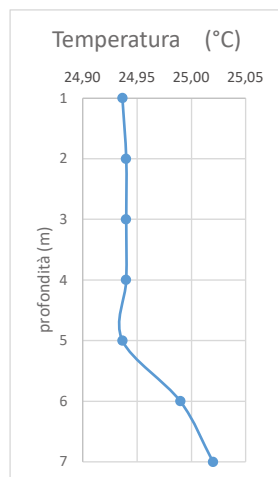
ST07 – 19/09/2019 09:45										
Profondità	Temperatura	Conducibilità	Ossigeno	Ossigeno	pH	Potenziale Red-ox	Torbidità	Clorofilla 'a'	direzione corrente	velocità corrente
m	°C	μS/cm	%	ppm	-	mV	NTU	mg/m ³	-	m/s
1	24,93	54446,0	22,90	1,54	7,74	238,40	3,22	1,24	N	0,1
2	24,93	54488,0	22,24	1,50	7,73	239,00	2,24	1,44		
3	24,94	54580,0	21,10	1,42	7,72	240,40	3,36	2,08		
4	24,93	54556,0	20,94	1,41	7,72	240,80	2,00	2,44		
5	24,93	54550,0	20,48	1,38	7,72	240,00	1,76	2,38		
6	24,93	54576,0	19,50	1,31	7,72	240,00	1,54	2,42		
7	24,97	54798,0	19,38	1,30	7,72	240,00	2,34	2,42		
8	24,99	54808,0	19,28	1,30	7,72	240,20	3,72	3,14		
9	24,98	54856,0	19,04	1,28	7,72	240,00	5,80	3,16		
10	24,98	54900,0	18,94	1,27	7,72	240,00	5,98	3,08		
11	24,98	54946,0	18,90	1,27	7,72	239,00	6,82	2,82		



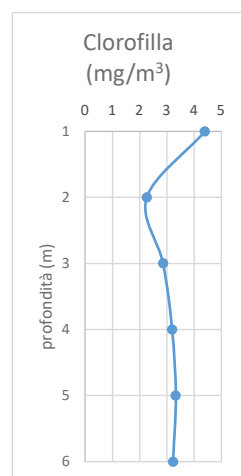
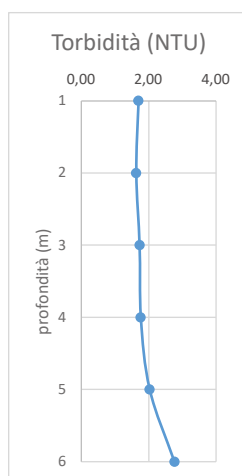
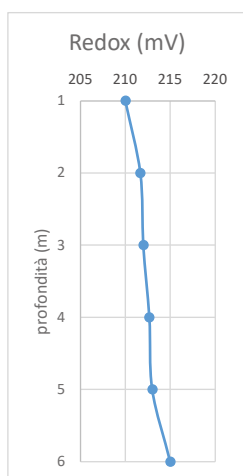
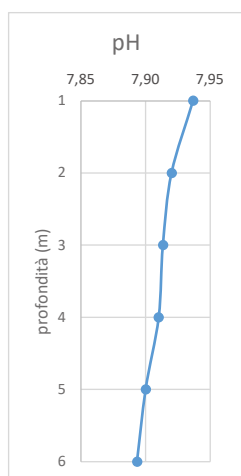
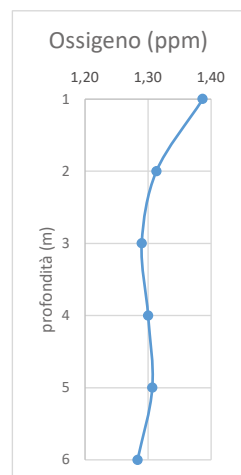
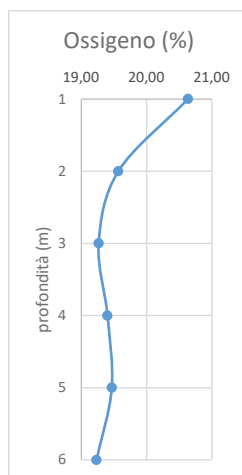
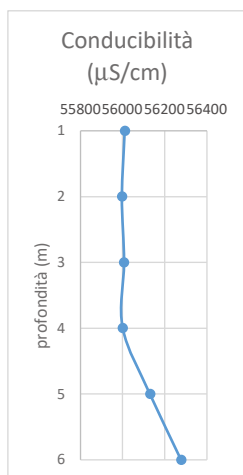
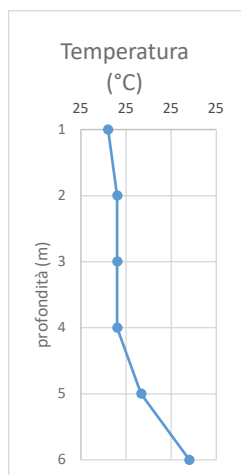
ST08 – 19/09/2019 09:15										
Profondità	Temperatura	Conducibilità	Ossigeno	Ossigeno	pH	Potenziale Red-ox	Torbidità	Clorofilla 'a'	direzione corrente	velocità corrente
m	°C	μS/cm	%	ppm	-	mV	NTU	mg/m ³	-	m/s
1	24,94	54376,0	23,78	1,60	7,75	237,4	4,10	1,50	N	0,1
2	24,93	54446,0	22,90	1,54	7,74	238,4	4,10	1,24		
3	24,93	54522,0	21,30	1,43	7,73	239,2	4,10	1,70		
4	24,93	54574,0	21,12	1,42	7,72	240,2	2,88	2,30		
5	24,93	54556,0	20,74	1,39	7,72	240,2	1,82	2,28		
6	24,94	54564,0	20,28	1,37	7,72	240	1,70	2,48		
7	24,96	54762,0	19,42	1,30	7,72	240	2,12	2,34		
8	24,99	54802,0	19,26	1,30	7,72	240,2	3,28	3,02		
9	24,99	54824,0	19,30	1,30	7,72	240	4,92	3,16		
10	24,98	54886,0	18,96	1,28	7,72	240	5,92	3,10		



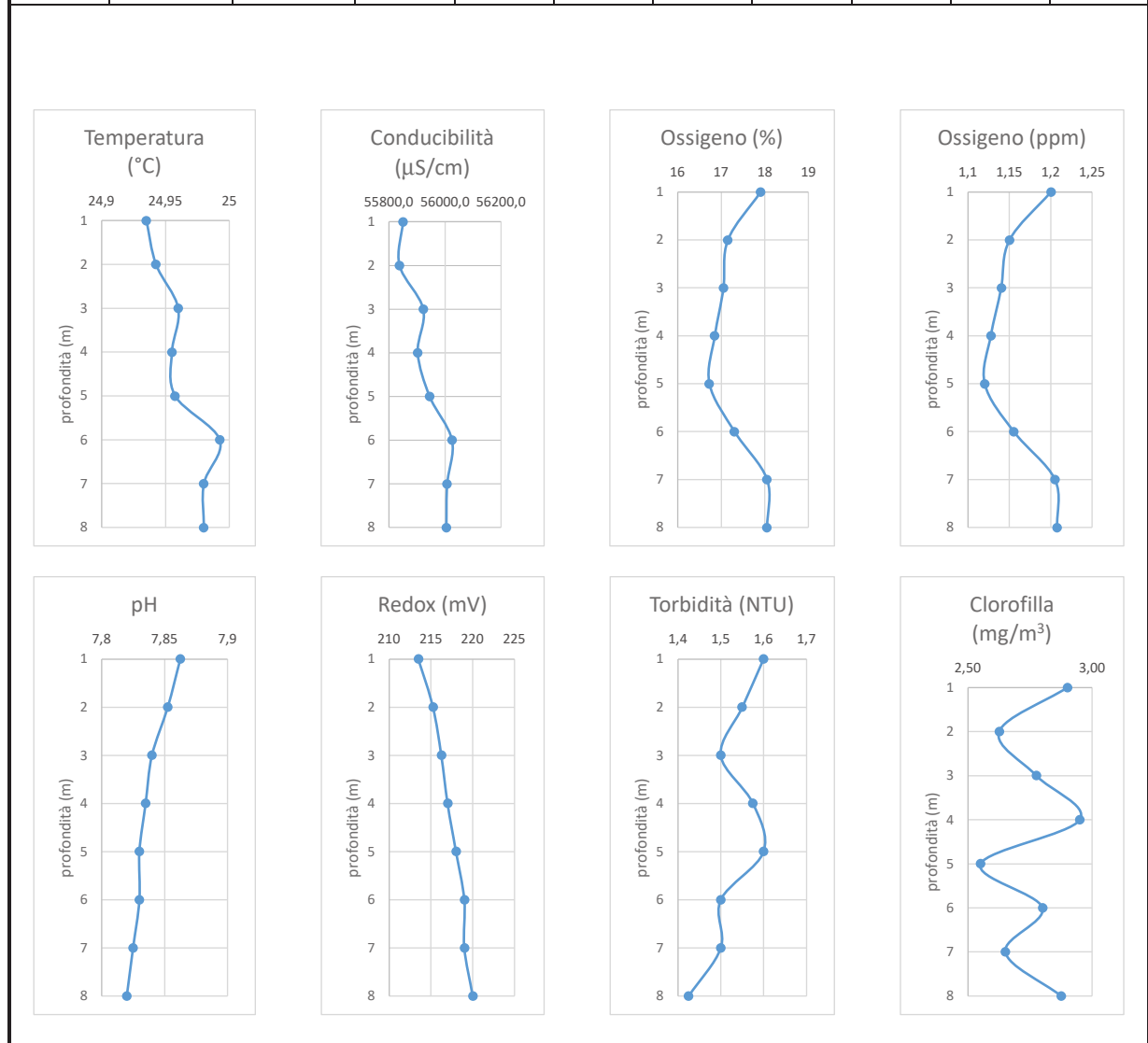
ST01 - 24/09/2019 10:45										
Profondità	Temperatura	Conducibilità	Ossigeno	Ossigeno	pH	Potenziale Red-ox	Torbidità	Clorofilla 'a'	direzione corrente	velocità corrente
m	°C	μS/cm	%	ppm	-	mV	NTU	mg/m ³	-	m/s
1	24,94	56033,3	20,20	1,35	7,93	210,33	1,77	4,13	N	0,1
2	24,94	55996,7	19,90	1,33	7,93	211,00	1,77	2,87		
3	24,94	55996,7	19,43	1,30	7,92	212,00	1,67	2,27		
4	24,94	56003,3	19,27	1,29	7,91	212,00	1,80	3,17		
5	24,94	56036,7	19,40	1,30	7,91	213,00	1,80	3,43		
6	24,99	56210,0	19,40	1,30	7,90	213,33	2,27	3,23		
7	25,02	56263,3	19,40	1,29	7,90	214,67	2,67	3,33		



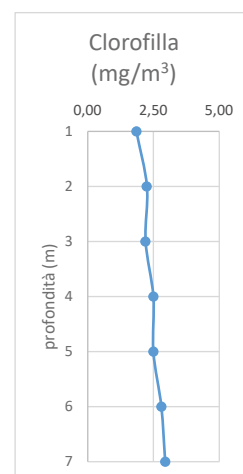
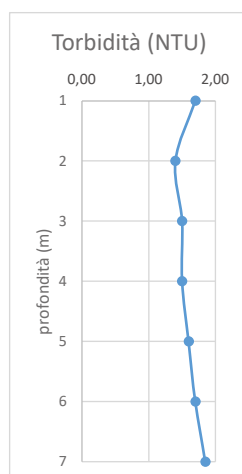
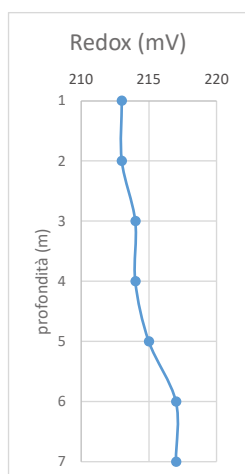
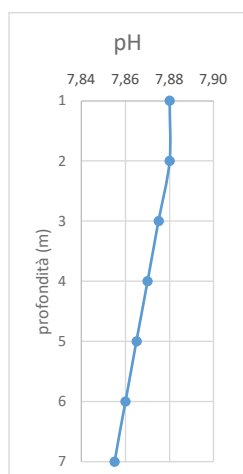
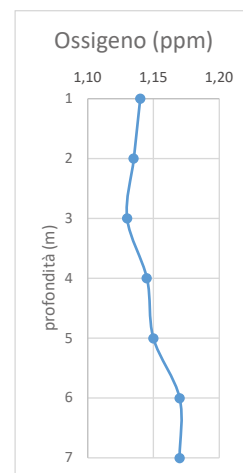
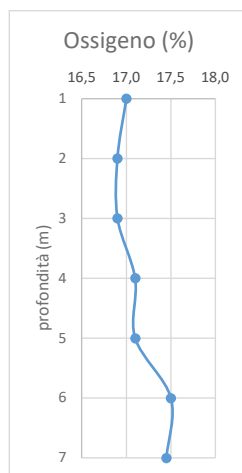
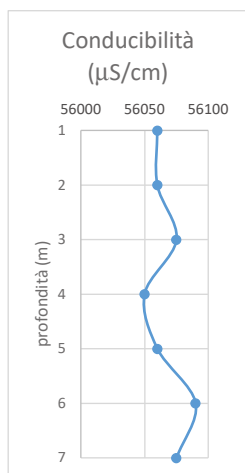
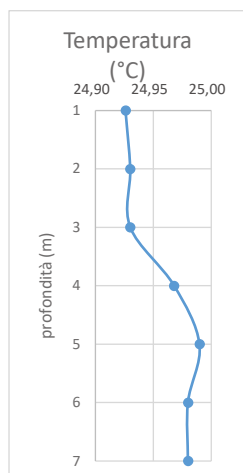
ST02 - 24/09/2019 10:15										
Profondità	Temperatura	Conducibilità	Ossigeno	Ossigeno	pH	Potenziale Red-ox	Torbidità	Clorofilla 'a'	direzione corrente	velocità corrente
m	°C	μS/cm	%	ppm	-	mV	NTU	mg/m ³	-	m/s
1	24,93	56010,0	20,63	1,39	7,94	210,00	1,70	4,40	N	0,1
2	24,94	55996,7	19,57	1,31	7,92	211,67	1,63	2,27		
3	24,94	56006,7	19,27	1,29	7,91	212,00	1,73	2,87		
4	24,94	56000,0	19,40	1,30	7,91	212,67	1,77	3,20		
5	24,97	56130,0	19,47	1,31	7,90	213,00	2,03	3,33		
6	25,02	56276,7	19,23	1,28	7,89	215,00	2,77	3,23		



ST03 – 24/09/2019 09:45										
Profondità	Temperatura	Conducibilità	Ossigeno	Ossigeno	pH	Potenziale Red-ox	Torbidità	Clorofilla 'a'	direzione corrente	velocità corrente
m	°C	μS/cm	%	ppm	-	mV	NTU	mg/m ³	-	m/s
1	24,935	55850,0	17,9	1,2	7,8625	213,5	1,6	2,9	N	0,1
2	24,9425	55837,5	17,15	1,15	7,8525	215,25	1,55	2,625		
3	24,96	55922,5	17,05	1,14	7,84	216,25	1,5	2,775		
4	24,955	55902,5	16,85	1,1275	7,835	217	1,575	2,95		
5	24,9575	55945,0	16,725	1,12	7,83	218	1,6	2,55		
6	24,9925	56025,0	17,3	1,155	7,83	219	1,5	2,8		
7	24,98	56007,5	18,05	1,205	7,825	219	1,5	2,65		
8	24,98	56005,0	18,05	1,2075	7,82	220	1,425	2,875		

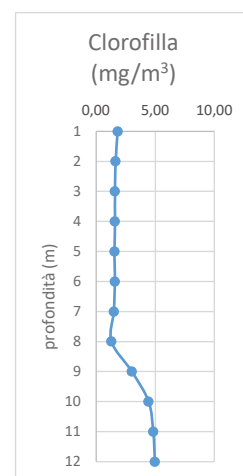
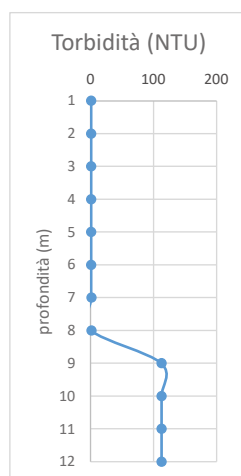
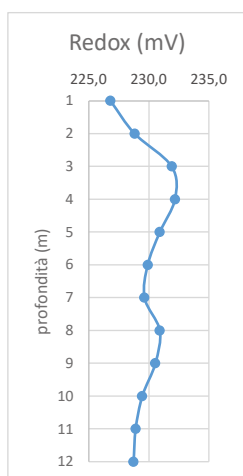
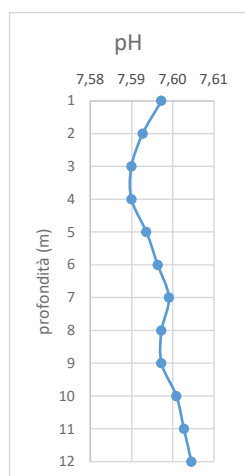
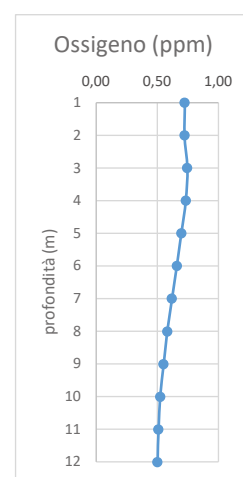
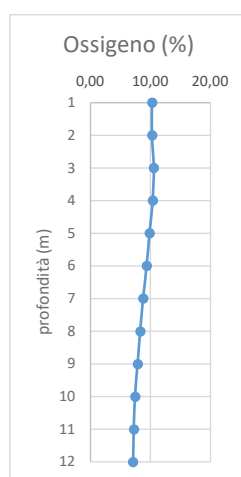
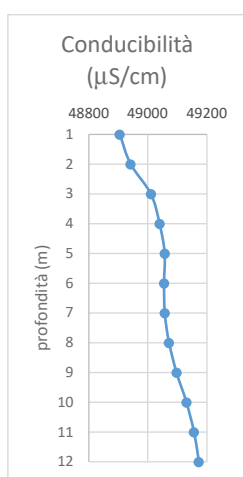
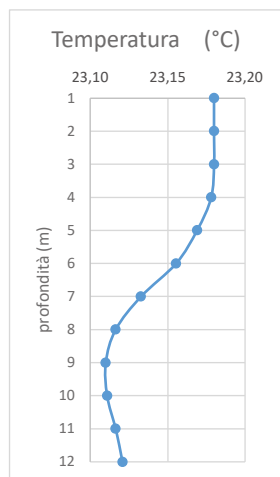


ST04 – 24/09/2019 09:15										
Profondità	Temperatura	Conducibilità	Ossigeno	Ossigeno	pH	Potenziale Red-ox	Torbidità	Clorofilla 'a'	direzione corrente	velocità corrente
m	°C	μS/cm	%	ppm	-	mV	NTU	mg/m ³	-	m/s
1	24,93	56060,0	17,00	1,14	7,88	213	1,70	1,85	N	0,1
2	24,93	56060,0	16,90	1,14	7,88	213	1,40	2,25		
3	24,94	56075,0	16,90	1,13	7,88	214	1,50	2,20		
4	24,94	56050,0	17,10	1,15	7,87	214	1,50	2,50		
5	24,94	56060,0	17,10	1,15	7,87	215	1,60	2,50		
6	24,95	56090,0	17,50	1,17	7,86	217	1,70	2,80		
7	24,95	56075,0	17,45	1,17	7,86	217	1,85	2,95		



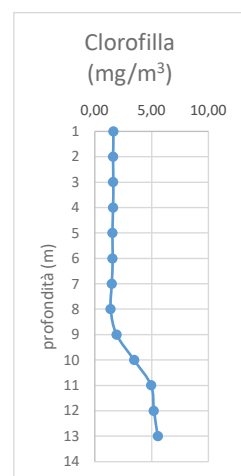
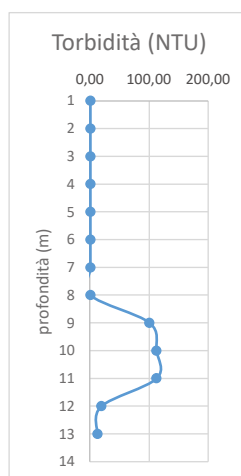
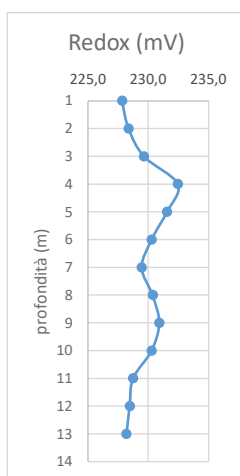
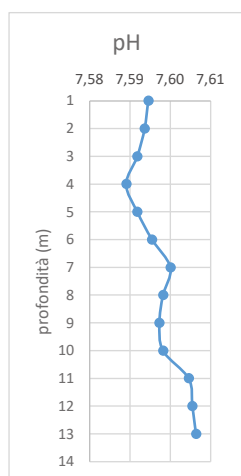
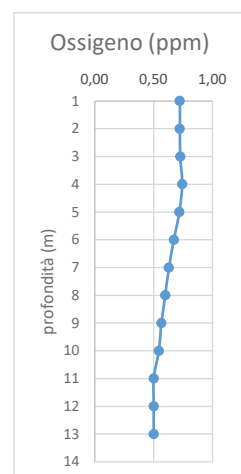
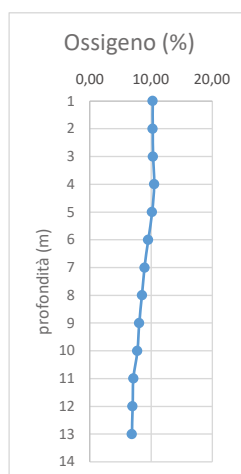
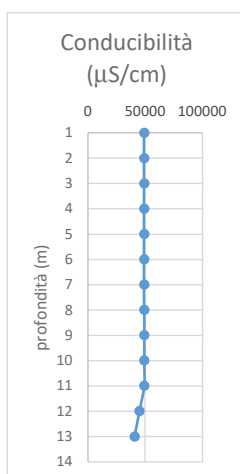
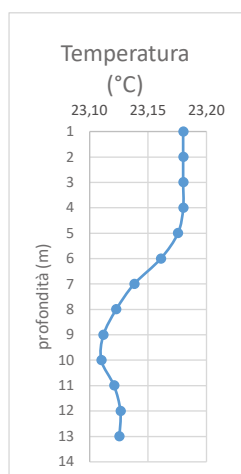
ST05 - 23/10/2019 11:15

Profondità	Temperatura	Conducibilità	Ossigeno	Ossigeno	pH	Potenziale Red-ox	Torbidità	Clorofilla 'a'	direzione corrente	velocità corrente
m	°C	μS/cm	%	ppm	-	mV	NTU	mg/m ³	-	m/s
1	23,18	48905,5	10,27	0,72	7,60	226,82	0,86	1,82	N	0,1
2	23,18	48941,8	10,25	0,72	7,59	228,82	0,89	1,64		
3	23,18	49010,9	10,55	0,75	7,59	231,91	0,92	1,58		
4	23,18	49040,0	10,37	0,73	7,59	232,18	0,94	1,59		
5	23,17	49057,3	9,85	0,70	7,59	230,91	0,96	1,55		
6	23,16	49055,5	9,35	0,66	7,60	229,91	0,99	1,57		
7	23,13	49057,3	8,77	0,62	7,60	229,64	1,03	1,49		
8	23,12	49071,8	8,28	0,58	7,60	230,91	1,07	1,28		
9	23,11	49097,3	7,85	0,55	7,60	230,55	112,54	3,02		
10	23,11	49130,9	7,45	0,52	7,60	229,45	112,64	4,44		
11	23,12	49156,4	7,22	0,51	7,60	228,91	112,68	4,83		
12	23,12	49172,7	7,10	0,50	7,60	228,73	112,69	4,96		

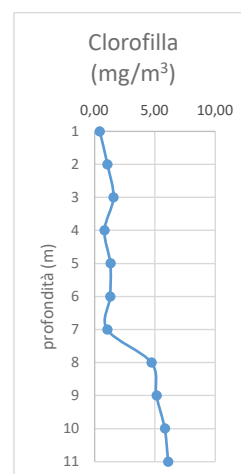
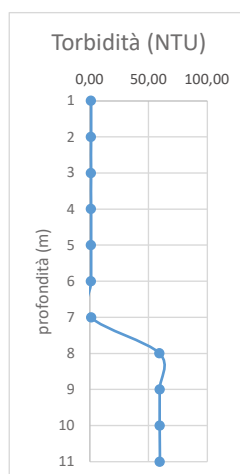
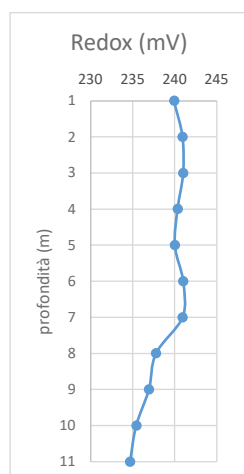
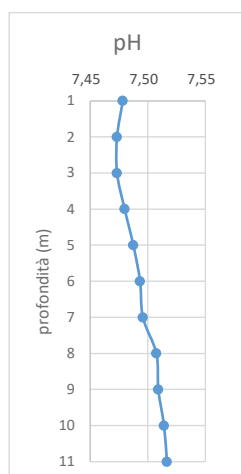
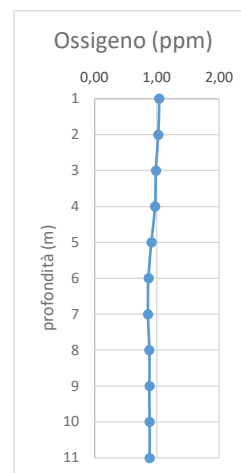
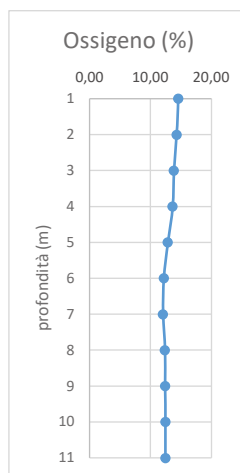
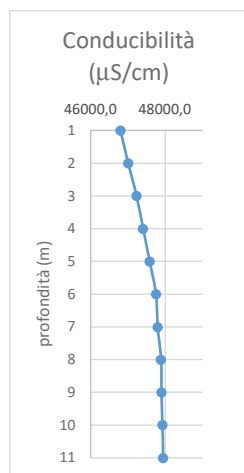
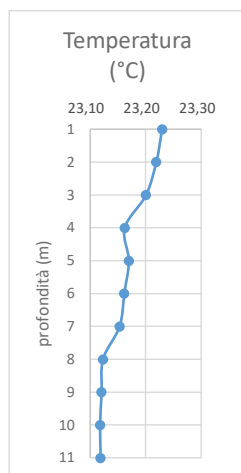


ST06 - 23/10/2019 10:45

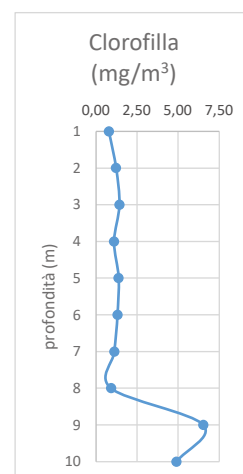
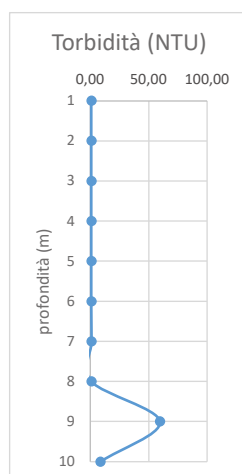
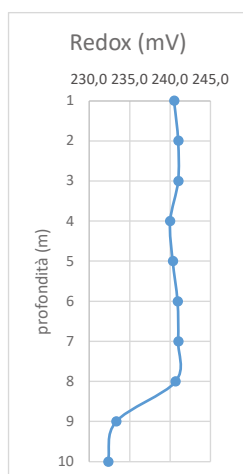
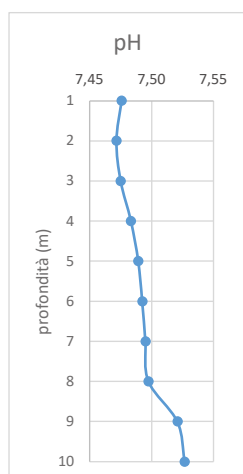
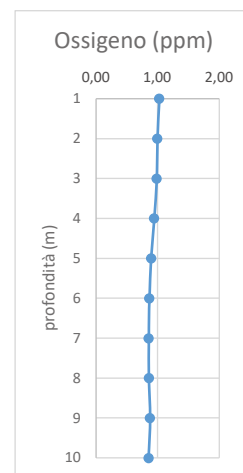
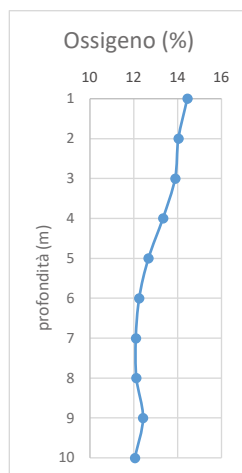
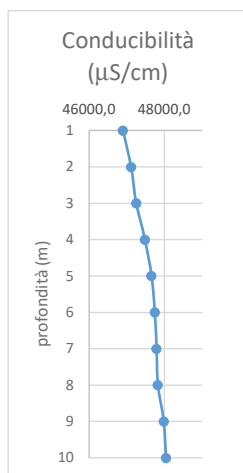
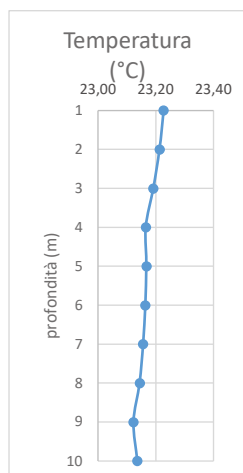
Profondità	Temperatura	Conducibilità	Ossigeno	Ossigeno	pH	Potenziale Red-ox	Torbidità	Clorofilla 'a'	direzione corrente	velocità corrente
m	°C	µS/cm	%	ppm	-	mV	NTU	mg/m ³	-	m/s
1	23,18	48923,6	10,25	0,72	7,59	227,82	0,86	1,65	N	0,1
2	23,18	48930,9	10,25	0,72	7,59	228,36	0,87	1,63		
3	23,18	48960,0	10,32	0,73	7,59	229,64	0,92	1,64		
4	23,18	49027,3	10,51	0,74	7,59	232,45	0,93	1,62		
5	23,18	49050,0	10,15	0,72	7,59	231,55	0,95	1,56		
6	23,16	49057,3	9,53	0,67	7,60	230,27	0,98	1,58		
7	23,14	49057,3	8,93	0,63	7,60	229,45	1,02	1,51		
8	23,12	49063,6	8,50	0,60	7,60	230,36	1,05	1,41		
9	23,11	49084,5	8,06	0,57	7,60	230,91	100,83	1,94		
10	23,11	49106,4	7,75	0,54	7,60	230,27	112,55	3,47		
11	23,12	49172,7	7,10	0,50	7,60	228,73	112,69	4,96		
12	23,13	44934,5	6,97	0,50	7,61	228,45	19,20	5,21		
13	23,13	40598,6	6,86	0,50	7,61	228,18	12,98	5,55		



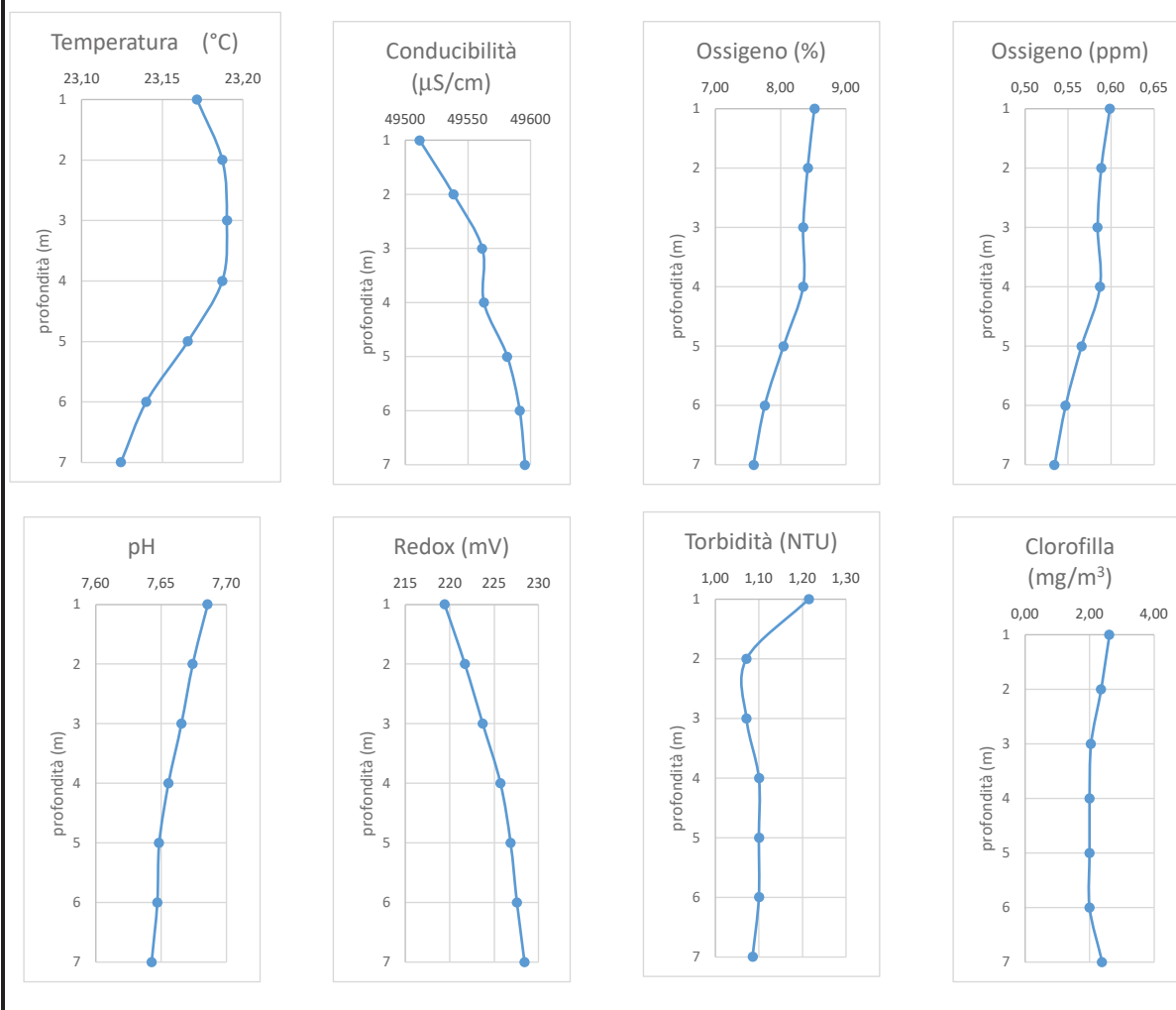
ST07 – 23/10/2019 10:00										
Profondità	Temperatura	Conducibilità	Ossigeno	Ossigeno	pH	Potenziale Red-ox	Torbidità	Clorofilla 'a'	direzione corrente	velocità corrente
m	°C	μS/cm	%	ppm	-	mV	NTU	mg/m ³	-	m/s
1	23,23	46804,2	14,56	1,04	7,48	239,92	0,94	0,42	N	0,1
2	23,22	47010,8	14,30	1,02	7,47	240,92	0,89	1,06		
3	23,20	47234,2	13,84	0,98	7,47	241,00	0,90	1,56		
4	23,16	47410,0	13,64	0,97	7,48	240,33	0,90	0,82		
5	23,17	47585,0	12,86	0,91	7,49	240,00	1,01	1,32		
6	23,16	47757,5	12,18	0,86	7,49	241,00	1,00	1,29		
7	23,15	47800,0	12,07	0,86	7,50	240,92	1,08	1,04		
8	23,12	47890,8	12,38	0,88	7,51	237,75	59,39	4,71		
9	23,12	47903,3	12,41	0,88	7,51	236,92	59,45	5,13		
10	23,12	47929,2	12,44	0,88	7,51	235,42	59,54	5,82		
11	23,12	47945,0	12,45	0,88	7,52	234,67	59,58	6,10		



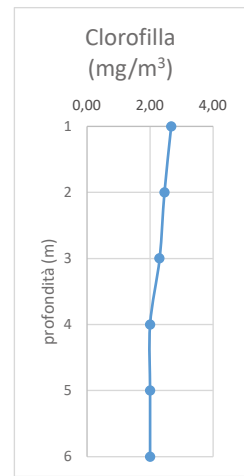
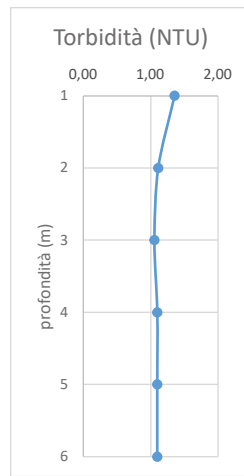
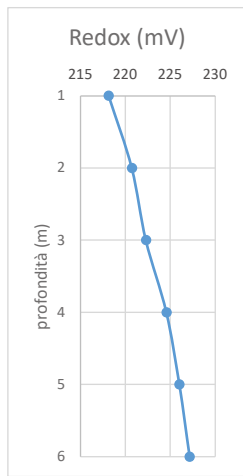
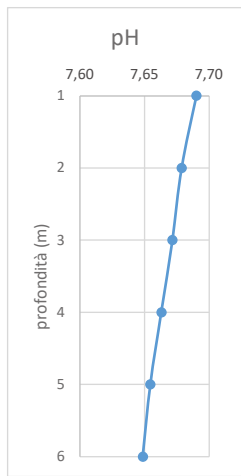
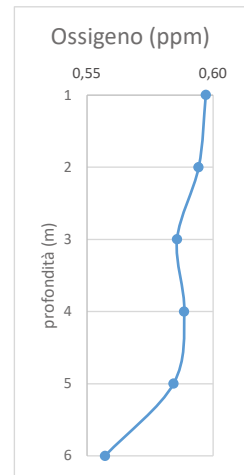
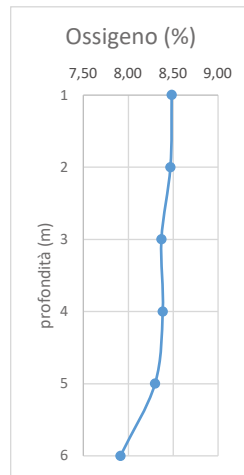
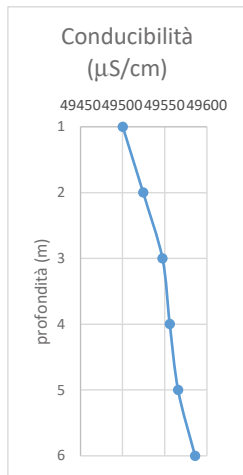
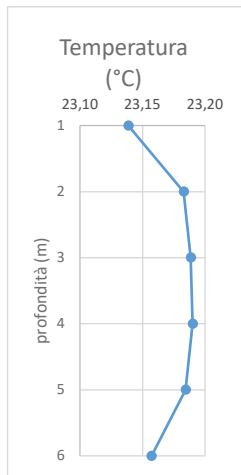
ST08 – 23/10/2019 09:30										
Profondità	Temperatura	Conducibilità	Ossigeno	Ossigeno	pH	Potenziale Red-ox	Torbidità	Clorofilla 'a'	direzione corrente	velocità corrente
m	°C	μS/cm	%	ppm	-	mV	NTU	mg/m ³	-	m/s
1	23,23	46900,8	14,44	1,03	7,48	240,5	0,90	0,79	N	0,1
2	23,21	47116,7	14,03	1,00	7,47	241,0	0,90	1,23		
3	23,19	47252,5	13,88	0,99	7,48	241,0	0,91	1,43		
4	23,17	47482,5	13,33	0,95	7,48	240,0	0,94	1,11		
5	23,17	47655,0	12,67	0,90	7,49	240,3	1,00	1,38		
6	23,16	47745,8	12,24	0,87	7,49	240,9	0,99	1,32		
7	23,16	47790,0	12,09	0,86	7,50	241,0	1,06	1,13		
8	23,14	47825,8	12,12	0,86	7,50	240,7	1,13	0,93		
9	23,12	47980,8	12,42	0,88	7,52	233,3	59,64	6,53		
10	23,14	48041,7	12,05	0,85	7,53	232,3	8,76	4,90		



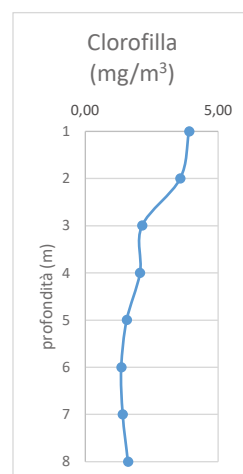
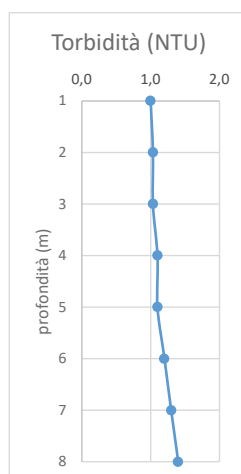
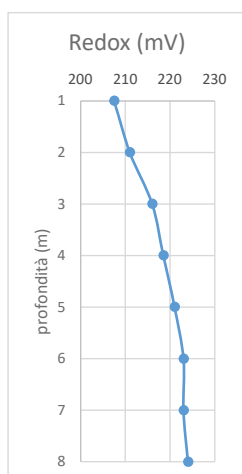
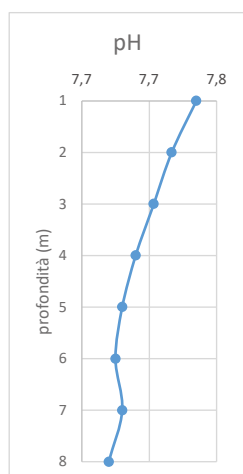
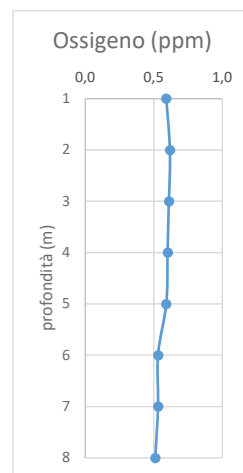
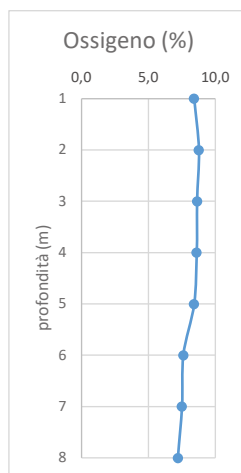
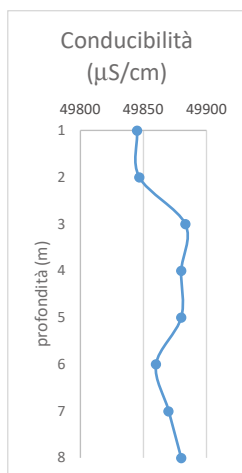
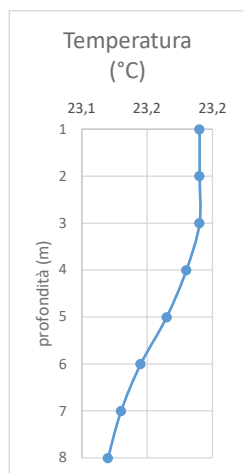
ST01 - 24/10/2019 10:45										
Profondità	Temperatura	Conducibilità	Ossigeno	Ossigeno	pH	Potenziale Red-ox	Torbidità	Clorofilla 'a'	direzione corrente	velocità corrente
m	°C	μS/cm	%	ppm	-	mV	NTU	mg/m ³	-	m/s
1	23,17	49511,4	8,51	0,60	7,69	219,43	1,21	2,61	N	0,1
2	23,19	49538,6	8,41	0,59	7,67	221,71	1,07	2,36		
3	23,19	49561,4	8,34	0,58	7,67	223,71	1,07	2,04		
4	23,19	49562,9	8,34	0,59	7,66	225,71	1,10	2,00		
5	23,17	49581,4	8,04	0,57	7,65	226,86	1,10	2,00		
6	23,14	49591,4	7,76	0,55	7,65	227,57	1,10	2,00		
7	23,12	49595,7	7,59	0,53	7,64	228,43	1,09	2,39		



ST02 - 24/10/2019 10:15										
Profondità	Temperatura	Conducibilità	Ossigeno	Ossigeno	pH	Potenziale Red-ox	Torbidità	Clorofilla 'a'	direzione corrente	velocità corrente
m	°C	µS/cm	%	ppm	-	mV	NTU	mg/m ³	-	m/s
1	23,14	49500,0	8,49	0,60	7,69	218,14	1,36	2,67	N	0,1
2	23,18	49524,3	8,47	0,59	7,68	220,71	1,11	2,46		
3	23,19	49547,1	8,37	0,59	7,67	222,29	1,06	2,30		
4	23,19	49555,7	8,39	0,59	7,66	224,57	1,10	2,00		
5	23,18	49565,7	8,30	0,58	7,65	226,00	1,10	2,00		
6	23,16	49585,7	7,91	0,56	7,65	227,14	1,10	2,00		



ST03 – 24/10/2019 09:45										
Profondità	Temperatura	Conducibilità	Ossigeno	Ossigeno	pH	Potenziale Red-ox	Torbidità	Clorofilla 'a'	direzione corrente	velocità corrente
m	°C	μS/cm	%	ppm	-	mV	NTU	mg/m ³	-	m/s
1	23,2	49845,0	8,4	0,6	7,7	207,5	1,0	3,9	N	0,1
2	23,2	49846,7	8,8	0,6	7,7	211,0	1,0	3,6		
3	23,2	49883,3	8,6	0,6	7,7	216,0	1,0	2,1		
4	23,2	49880,0	8,6	0,6	7,7	218,5	1,1	2,1		
5	23,2	49880,0	8,4	0,6	7,7	221,0	1,1	1,6		
6	23,1	49860,0	7,6	0,5	7,7	223,0	1,2	1,4		
7	23,1	49870,0	7,5	0,5	7,7	223,0	1,3	1,4		
8	23,1	49880,0	7,2	0,5	7,7	224,0	1,4	1,6		



ST04 – 24/10/2019 09:15										
Profondità	Temperatura	Conducibilità	Ossigeno	Ossigeno	pH	Potenziale Red-ox	Torbidità	Clorofilla 'a'	direzione corrente	velocità corrente
m	°C	μS/cm	%	ppm	-	mV	NTU	mg/m ³	-	m/s
1	23,19	49850,0	8,47	0,60	7,73	208,00	1,00	3,80	N	0,1
2	23,19	49854,0	8,74	0,61	7,71	212,00	1,10	3,30		
3	23,19	49882,0	8,62	0,61	7,70	216,60	1,06	2,00		
4	23,18	49885,0	8,50	0,60	7,69	219,25	1,10	1,93		
5	23,16	49880,0	8,10	0,57	7,68	221,50	1,10	1,65		
6	23,14	49856,7	7,57	0,53	7,67	223,00	1,23	1,37		
7	23,13	49865,0	7,35	0,52	7,68	223,00	1,30	1,50		

