



Provincia di Cuneo
S.S. 28 del Colle di Nava
Lavori di realizzazione della Tangenziale di Mondovì con collegamento alla S.S. 28 Dir – 564 e al casello A6 "Torino–Savona" – III Lotto (Variante di Mondovì)

PROGETTO DEFINITIVO

COD. TO08

PROGETTAZIONE: RAGGRUPPAMENTO TEMPORANEO PROGETTISTI	MANDATARIA: 	MANDANTI:  MATILDI+PARTNERS
IL RESPONSABILE DELL'INTEGRAZIONE DELLE PRESTAZIONI SPECIALISTICHE: <i>Ing. Andrea Renso – TECHNITAL Ordine Ingegneri Provincia di Verona n. A2413</i>	IL GEOLOGO: <i>Geol. Emanuele Fresia – TECHNITAL Ordine Geologi Veneto n. A501</i>	IL PROGETTISTA: <i>Ing. Carlo Vittorio Matildi Bologna n. A6457</i> GRUPPO DI PROGETTAZIONE: COORDINAMENTO PROGETTAZIONE E PROGETTAZIONE STRADALE: <i>Ing. Carlo Vittorio Matildi – MATILDI + PARTNERS Ordine Ingegneri Provincia di Bologna n. 6457/A</i> COORDINAMENTO PROGETTAZIONE E COORDINATORE STUDIO DI IMPATTO AMBIENTALE: <i>Ing. Edoardo Piccoli – TECHNITAL Ordine Ingegneri Provincia di Verona n. A3381</i> OPERE D'ARTE MAGGIORI GALLERIA: <i>Ing. Corrado Pesce – TECHNITAL Ordine Ingegneri Provincia di Verona n. A1984</i> OPERE D'ARTE MAGGIORI PONTI E MINORI: <i>Ing. Stefano Isani – MATILDI + PARTNERS Ordine Ingegneri Provincia di Bologna n. A4550</i> GEOTECNICA: <i>Ing. Alessandro Rizzo – TECHNITAL Ordine Ingegneri Provincia di Milano n. A19598</i> IDROLOGIA ED IDRAULICA: <i>Ing. Simone Venturini – TECHNITAL Ordine Ingegneri Provincia di Verona n. A2515</i>
IL COORDINATORE PER LA SICUREZZA IN FASE DI PROGETTAZIONE: <i>Ing. Paolo Barrasso – MATILDI + PARTNERS Ordine Ingegneri Provincia di Bologna n. A9513</i>	VISTO: IL RESP. DEL PROCEDIMENTO: <i>Ing. Giuseppe Danilo Malgeri</i>	
PROTOCOLLO:	DATA:	

09 – PROGETTO STRADALE

09.4 – Intersezioni a rotatoria – Asse secondario

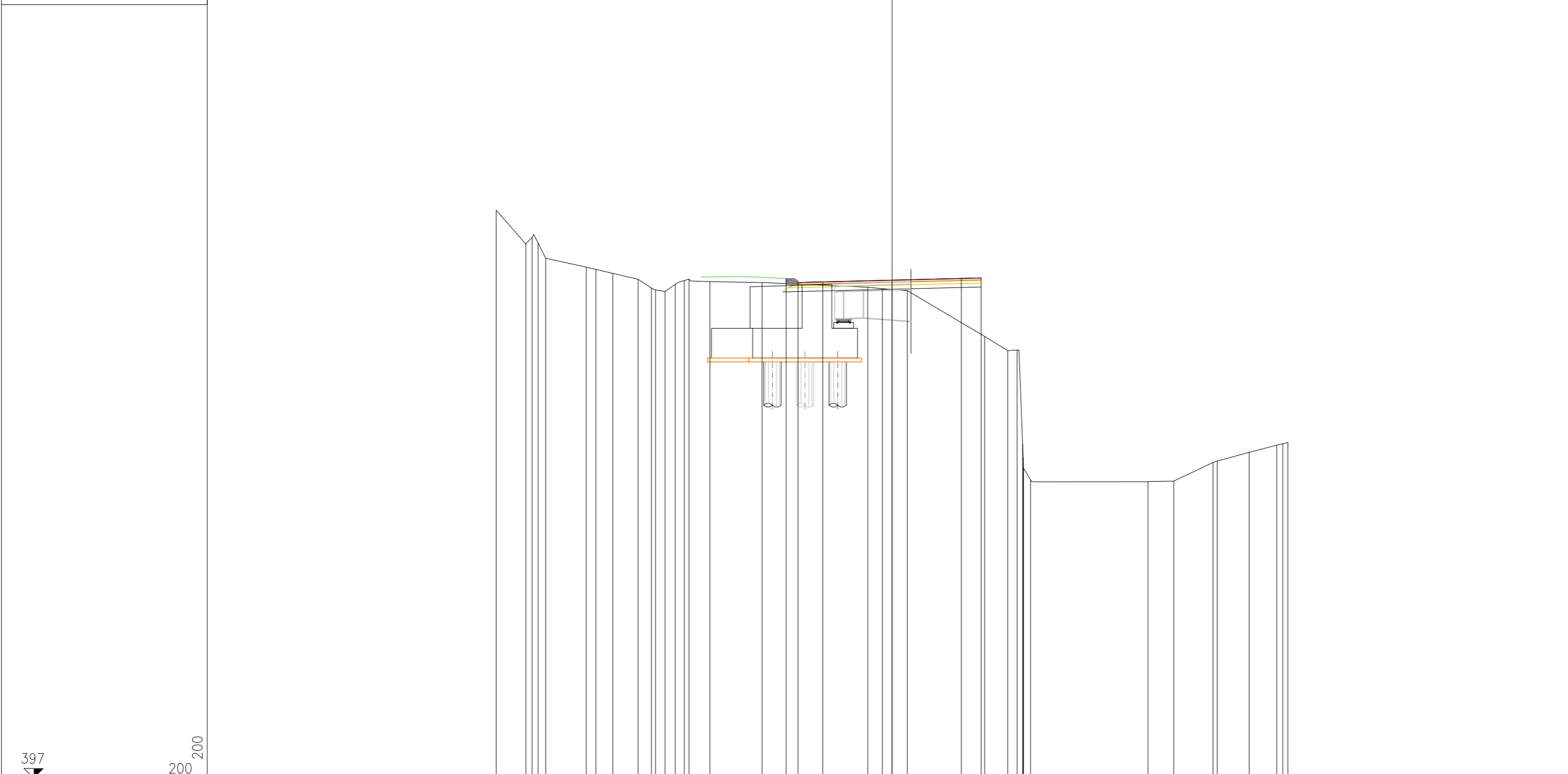
Quaderno delle sezioni trasversali

CODICE PROGETTO	NOME FILE	PROGR. ELAB.	REV.	SCALA:		
DPT000008D16	09_02_V02_PS01_TRA_SZ01_D	09_02				
	CODICE ELAB. V02 PS01 TRA SZ01		D	1:200		
D	Istruttorie CSLP e VIA	Aprile 2021	Matildi+Partners	Barrasso	Isani	Matildi
B	ISTRUTTORIA ANAS	Maggio 2020	Matildi+Partners	Barrasso	Isani	Matildi
A	EMISSIONE	Marzo 2020	Matildi+Partners	Barrasso	Isani	Matildi
REV.	DESCRIZIONE	DATA	SOCIETA'	REDATTO	VERIFICATO	APPROVATO

PROFILO ROTATORIA B

SEZIONE 1

PROGRESSIVA 0.00

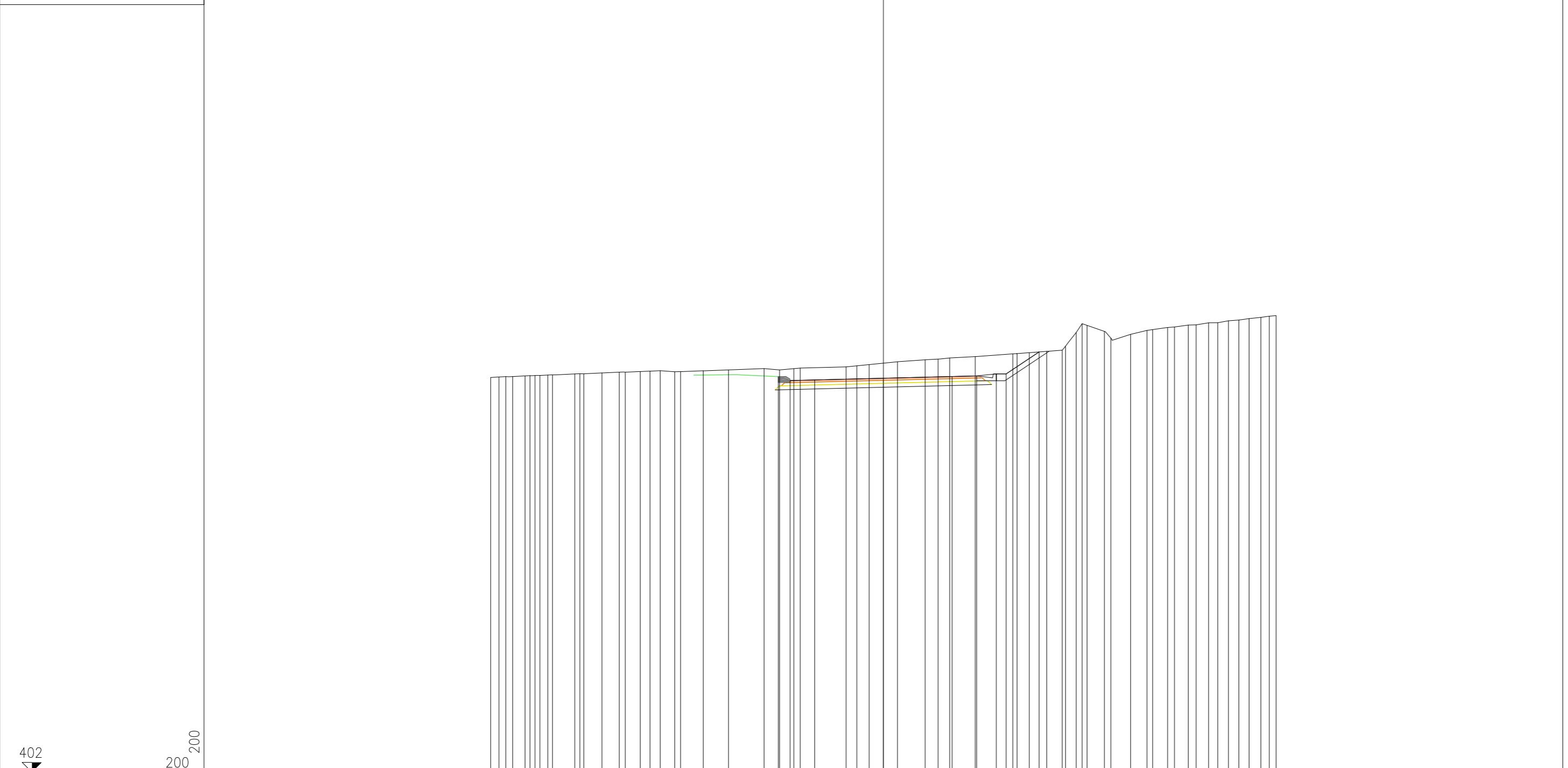


PROGRESSIVE TERREND	PARZIALI TERREND	QUOTE TERREND	PROGRESSIVE PROGETTO	PARZIALI PROGETTO	QUOTE PROGETTO
20.00	1.50	425.71			
18.50	0.32	424.00			
18.18	0.30	424.34			
17.88	0.38	424.05			
17.50	2.05	423.28			
15.45	0.49	422.83			
14.96	0.85	422.72			
14.11	1.28	422.52			
12.83	0.67	422.22			
12.16	0.21	421.78			
11.95	0.48	421.68			
11.47	0.52	421.60			
10.95	0.24	421.97			
10.50	1.06	422.16			
10.26	2.63	422.22			
9.20	5.34	422.10			
6.57	0.74	422.06			
1.23	1.26	422.06			
0.49	3.91	421.81			
0.77	1.16	421.74			
4.68	0.48	421.64			
5.84	0.28	419.33			
6.32	0.02	418.61			
6.60	0.02	418.64			
6.82	0.36	413.88			
6.64	5.93	413.24			
7.00	1.30	412.67			
12.93	1.99	412.08			
14.23	0.21	411.99			
16.22	1.61	412.02			
16.43	1.39	412.96			
18.04	0.31	413.03			
19.43	0.26	413.47			
19.74		413.83			
20.00		413.91			
		413.97			
		422.26			
		422.06			
		422.09			
		422.18			
		422.27			
		422.29			

PROFILO ROTATORIA B


SEZIONE 3

PROGRESSIVA 20.00



PROGRESSIVE TERRENO	PARZIALI TERRENO	QUOTE TERRENO	PROGRESSIVE PROGETTO	PARZIALI PROGETTO	QUOTE PROGETTO
422.11	0.42	422.11			
422.13	0.35	422.13			
422.15	0.35	422.15			
422.16	0.63	422.16			
422.17	0.25	422.17			
422.18	0.26	422.18			
422.19	0.25	422.19			
422.20	0.40	422.20			
422.21	0.24	422.21			
422.22	1.13	422.22			
422.23	0.26	422.23			
422.24	0.20	422.24			
422.25	0.93	422.25			
422.26	15.72	422.26			
422.27	0.88	422.27			
422.28	15.46	422.28			
422.29	15.26	422.29			
422.30	0.30	422.30			
422.31	14.33	422.31			
422.32	13.45	422.32			
422.33	0.77	422.33			
422.34	13.15	422.34			
422.35	0.50	422.35			
422.36	12.38	422.36			
422.37	0.51	422.37			
422.38	11.88	422.38			
422.39	11.37	422.39			
422.40	0.74	422.40			
422.41	10.63	422.41			
422.42	0.30	422.42			
422.43	10.33	422.43			
422.44	9.17	422.44			
422.45	1.16	422.45			
422.46	7.89	422.46			
422.47	1.28	422.47			
422.48	1.81	422.48			
422.49	6.08	422.49			
422.50	5.29	422.50			
422.51	4.56	422.51			
422.52	4.24	422.52			
422.53	0.32	422.53			
422.54	2.34	422.54			
422.55	1.90	422.55			
422.56	1.35	422.56			
422.57	0.73	422.57			
422.58	0.72	422.58			
422.59	2.13	422.59			
422.60	2.79	422.60			
422.61	3.37	422.61			
422.62	4.68	422.62			
422.63	6.59	422.63			
422.64	6.81	422.64			
422.65	7.43	422.65			
422.66	8.32	422.66			
422.67	9.11	422.67			
422.68	9.28	422.68			
422.69	9.82	422.69			
422.70	10.12	422.70			
422.71	10.37	422.71			
422.72	11.26	422.72			
422.73	11.58	422.73			
422.74	12.59	422.74			
422.75	13.42	422.75			
422.76	13.71	422.76			
422.77	14.47	422.77			
422.78	14.82	422.78			
422.79	15.53	422.79			
422.80	15.93	422.80			
422.81	16.56	422.81			
422.82	17.03	422.82			
422.83	17.57	422.83			
422.84	18.10	422.84			
422.85	18.62	422.85			
422.86	19.22	422.86			
422.87	19.65	422.87			
422.88	20.00	422.88			
422.89	0.52	422.89			
422.90	0.60	422.90			
422.91	0.43	422.91			
422.92	0.35	422.92			

PROFILO ROTATORIA B
 SEZIONE 4
 PROGRESSIVA 30.00

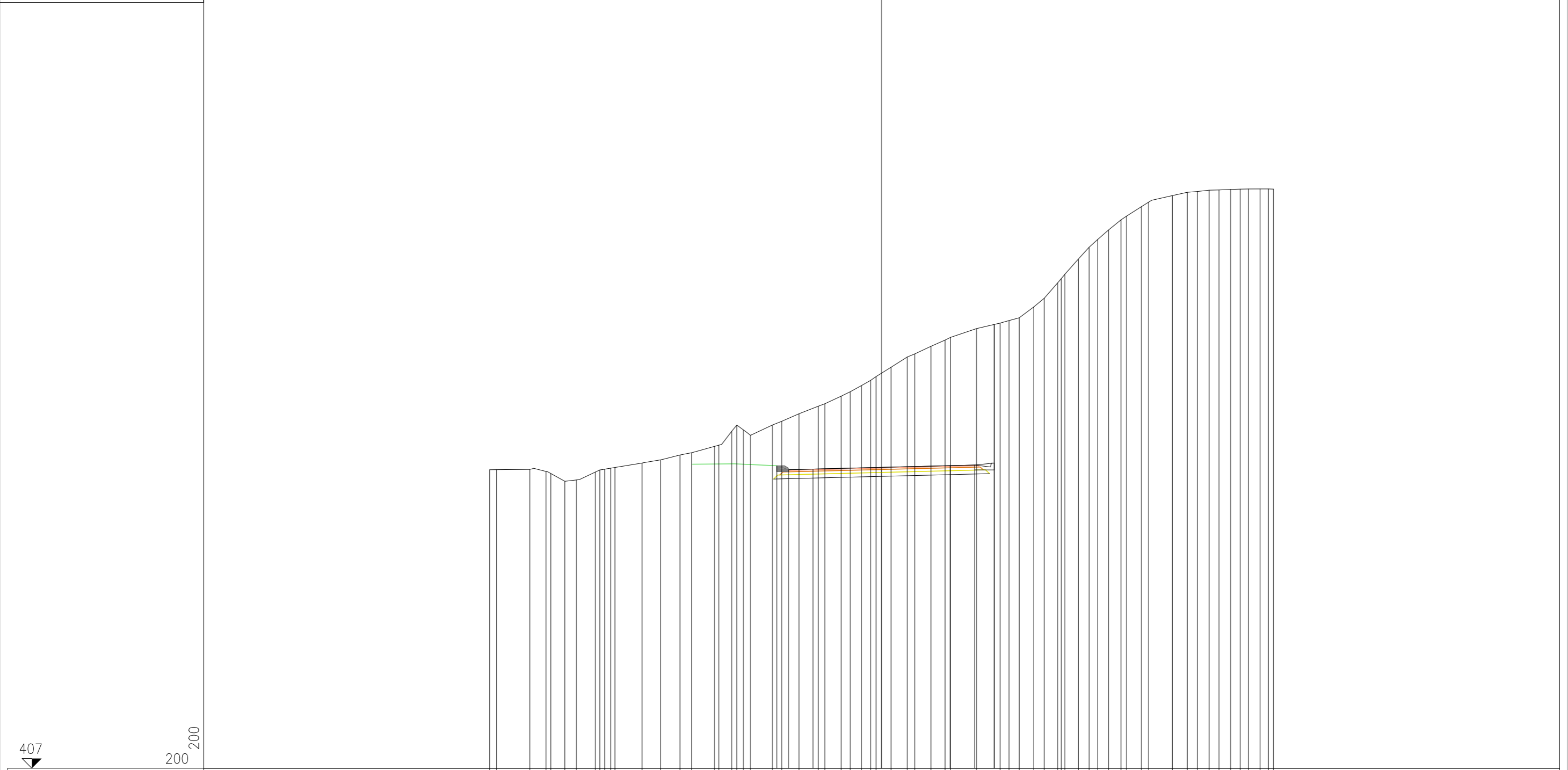


PROGRESSIVE TERRENO	421.93 421.93 421.98 422.00 422.04 422.08 421.98 421.95 421.71 421.61 421.54 421.63 421.83 422.08 422.90 425.59 425.43 425.46 425.59 422.66 422.73 422.91 424.31 424.39 424.54 424.00 424.72 425.64 426.00 426.29 426.61 426.79 427.00 427.16 427.32 427.69 428.00 428.19 428.41 428.77 429.00 429.22 429.31 429.58 429.90 430.00 430.35 430.54 430.74 431.00 431.32 431.41 431.65 432.00 432.28 432.65 432.87 433.00 433.32 433.46 433.65 433.99 434.59 434.86
PARZIALI TERRENO	0.27 0.78 0.25 0.65 0.41 0.25 0.22 0.50 0.23 0.26 0.66 0.39 0.56 0.22 0.96 0.23 0.25 0.75 0.44 0.39 0.39 0.39 0.39 0.77 0.22 0.46 0.66 0.77 0.71 0.6 0.23 0.27 0.68 0.55 0.214 0.33 0.63 0.33 0.33 0.33 0.87 1.23 1.70 2.36 2.86 3.39 3.70 4.34 5.23 5.44 6.31 6.90 7.38 8.46 9.61 10.05 10.96 12.14 12.81 13.87 14.43 14.83 15.75 16.29 16.89 18.22 19.58 20.00
QUOTE TERRENO	421.93 421.93 421.98 422.00 422.04 422.08 421.98 421.95 421.71 421.61 421.54 421.63 421.83 422.08 422.90 425.59 425.43 425.46 425.59 422.66 422.73 422.91 424.31 424.39 424.54 424.00 424.72 425.64 426.00 426.29 426.61 426.79 427.00 427.16 427.32 427.69 428.00 428.19 428.41 428.77 429.00 429.22 429.31 429.58 429.90 430.00 430.35 430.54 430.74 431.00 431.32 431.41 431.65 432.00 432.28 432.65 432.87 433.00 433.32 433.46 433.65 433.99 434.59 434.86
PROGRESSIVE PROGETTO	422.21 422.01 422.04 422.13 422.21 422.24 422.34 422.44 422.44
PARZIALI PROGETTO	0.60 1.25 3.50 3.50 1.25 1.00 5.75 5.75 5.75
QUOTE PROGETTO	422.21 422.01 422.04 422.13 422.21 422.24 422.34 422.44 422.44

PROFILO ROTATORIA B

SEZIONE 6

PROGRESSIVA 50.00

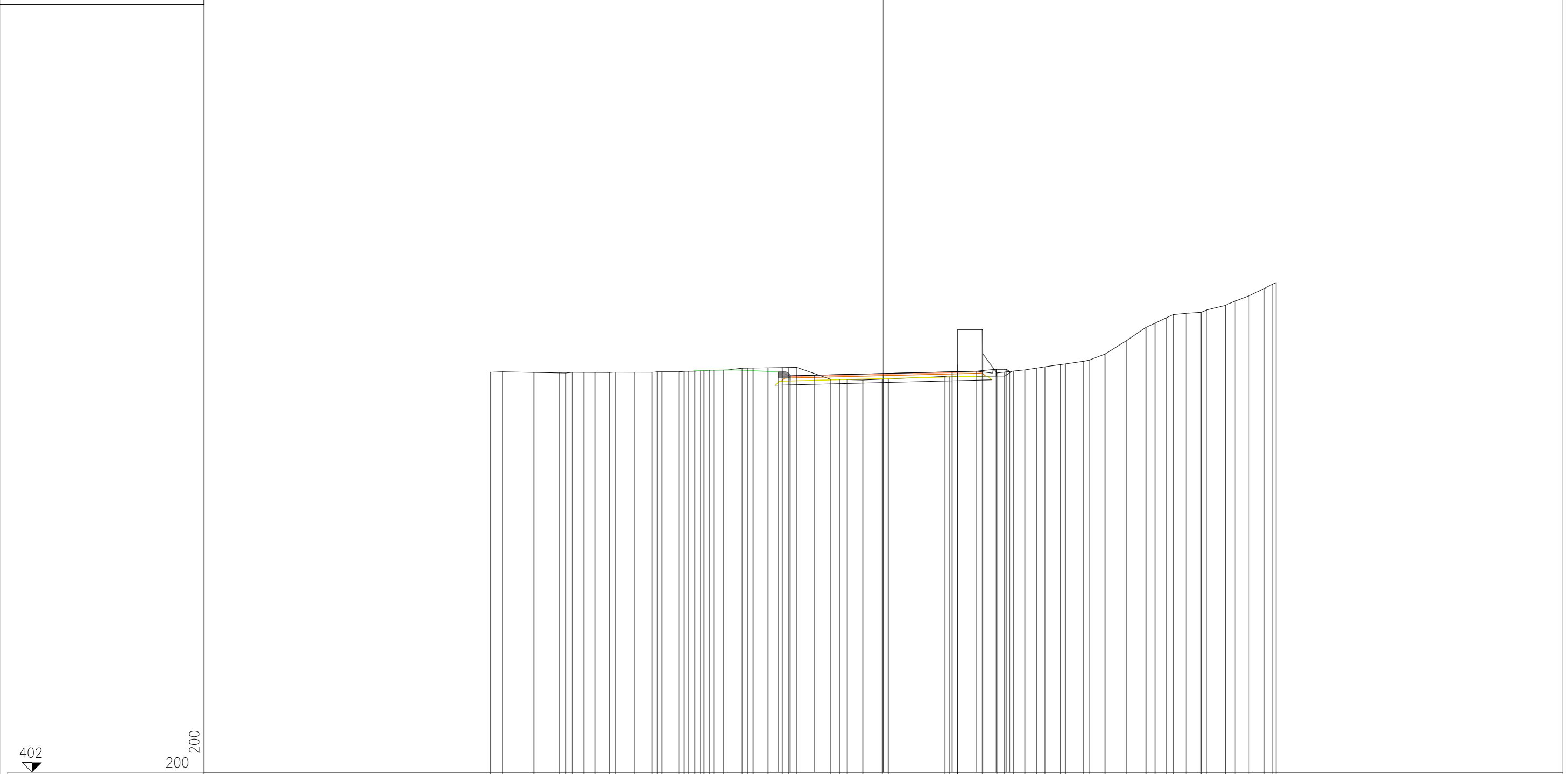


PROGRESSIVE TERRENO	422.24 422.25 422.26 422.16 422.05 421.65 421.72 422.12 422.23 422.27 422.32 422.36 422.58 422.75 423.00 423.11 423.44 423.50 424.20 424.52 424.27 424.00 424.53 424.71 425.10 425.49 425.61 426.00 426.23 426.54 426.80 427.00 427.48 428.00 428.15 428.54 428.86 429.00 429.45 429.73 429.86 430.00 430.55 431.00 431.78 432.00 432.22 433.00 433.60 434.00 434.48 435.00 435.19 435.67 435.90 436.24 436.41 436.45 436.52 436.53 436.55 436.57 436.58 436.58 436.57
PARZIALI TERRENO	0.35 1.70 0.82 0.25 0.72 0.55 0.96 0.23 0.25 0.30 0.22 1.3 0.8 0.95 0.99 0.60 1.17 0.21 0.66 0.26 0.34 0.36 1.1 1.2 0.47 0.88 0.99 0.34 0.83 0.46 0.57 0.47 0.47 0.28 0.77 0.82 0.38 0.83 0.83 0.75 0.28 1.3 1.2 1.2 0.45 0.52 0.74 0.54 0.68 0.19 0.18 0.69 0.55 0.41 0.55 0.64 0.64 0.26 0.76 0.37 1.1 1.1 0.76 0.58 0.60 0.50 0.59 0.45 0.43 0.59 0.42 0.26
QUOTE TERRENO	422.24 422.25 422.26 422.16 422.05 421.65 421.72 422.12 422.23 422.27 422.32 422.36 422.58 422.75 423.00 423.11 423.44 423.50 424.20 424.52 424.27 424.00 424.53 424.71 425.10 425.49 425.61 426.00 426.23 426.54 426.80 427.00 427.48 428.00 428.15 428.54 428.86 429.00 429.45 429.73 429.86 430.00 430.55 431.00 431.78 432.00 432.22 433.00 433.60 434.00 434.48 435.00 435.19 435.67 435.90 436.24 436.41 436.45 436.52 436.53 436.55 436.57 436.58 436.58 436.57
PROGRESSIVE PROGETTO	5.35 4.75 3.50 3.50 0.00 3.50 4.75 5.75 5.75
PARZIALI PROGETTO	0.60 1.25 3.50 3.50 1.25 1.00
QUOTE PROGETTO	422.45 422.25 422.28 422.36 422.45 422.48 429.66 422.58

PROFILO ROTATORIA B


SEZIONE 7

PROGRESSIVA 60.00



PROGRESSIVE TERREND	PARZIALI TERREND	QUOTE TERREND	PROGRESSIVE PROGETTO	PARZIALI PROGETTO	QUOTE PROGETTO
422.38	0.59	422.38			422.39
422.40	1.61	422.40			422.19
422.41	1.29	422.41			422.22
422.42	0.32	422.42			422.31
422.43	0.35	422.43			422.40
422.44	0.59	422.44			422.43
422.45	0.56	422.45			422.53
422.46	0.74	422.46			422.33
422.47	0.29	422.47			422.41
422.48	0.96	422.48			
422.49	0.89	422.49			
422.50	0.28	422.50			
422.51	0.24	422.51			
422.52	0.85	422.52			
422.53	0.28	422.53			
422.54	0.20	422.54			
422.55	0.33	422.55			
422.56	0.27	422.56			
422.57	0.20	422.57			
422.58	0.29	422.58			
422.59	0.21	422.59			
422.60	0.51	422.60			
422.61	0.94	422.61			
422.62	0.29	422.62			
422.63	0.94	422.63			
422.64	0.14	422.64			
422.65	0.85	422.65			
422.66	0.75	422.66			
422.67	0.73	422.67			
422.68	0.31	422.68			
422.69	0.43	422.69			
422.70	1.72	422.70			
422.71	0.46	422.71			
422.72	0.46	422.72			
422.73	0.39	422.73			
422.74	0.79	422.74			
422.75	1.00	422.75			
422.76	0.30	422.76			
422.77	3.14	422.77			
422.78	3.37	422.78			
422.79	3.78	422.79			
422.80	3.78	422.80			
422.81	3.78	422.81			
422.82	5.04	422.82			
422.83	5.06	422.83			
422.84	5.78	422.84			
422.85	6.16	422.85			
422.86	6.62	422.86			
422.87	6.62	422.87			
422.88	7.50	422.88			
422.89	7.80	422.89			
422.90	8.22	422.90			
422.91	9.00	422.91			
422.92	9.27	422.92			
422.93	10.19	422.93			
422.94	10.50	422.94			
422.95	11.29	422.95			
422.96	0.60	422.96			
422.97	0.42	422.97			
422.98	0.78	422.98			
422.99	13.37	422.99			
423.00	13.84	423.00			
423.01	14.41	423.01			
423.02	14.76	423.02			
423.03	15.43	423.03			
423.04	16.18	423.04			
423.05	16.48	423.05			
423.06	17.42	423.06			
423.07	17.92	423.07			
423.08	18.62	423.08			
423.09	19.41	423.09			
423.10	19.82	423.10			
423.11	20.00	423.11			
423.12	0.35	423.12			
423.13	0.67	423.13			
423.14	0.75	423.14			
423.15	0.30	423.15			
423.16	0.94	423.16			
423.17	0.50	423.17			
423.18	0.70	423.18			
423.19	0.79	423.19			
423.20	0.41	423.20			
423.21	0.18	423.21			

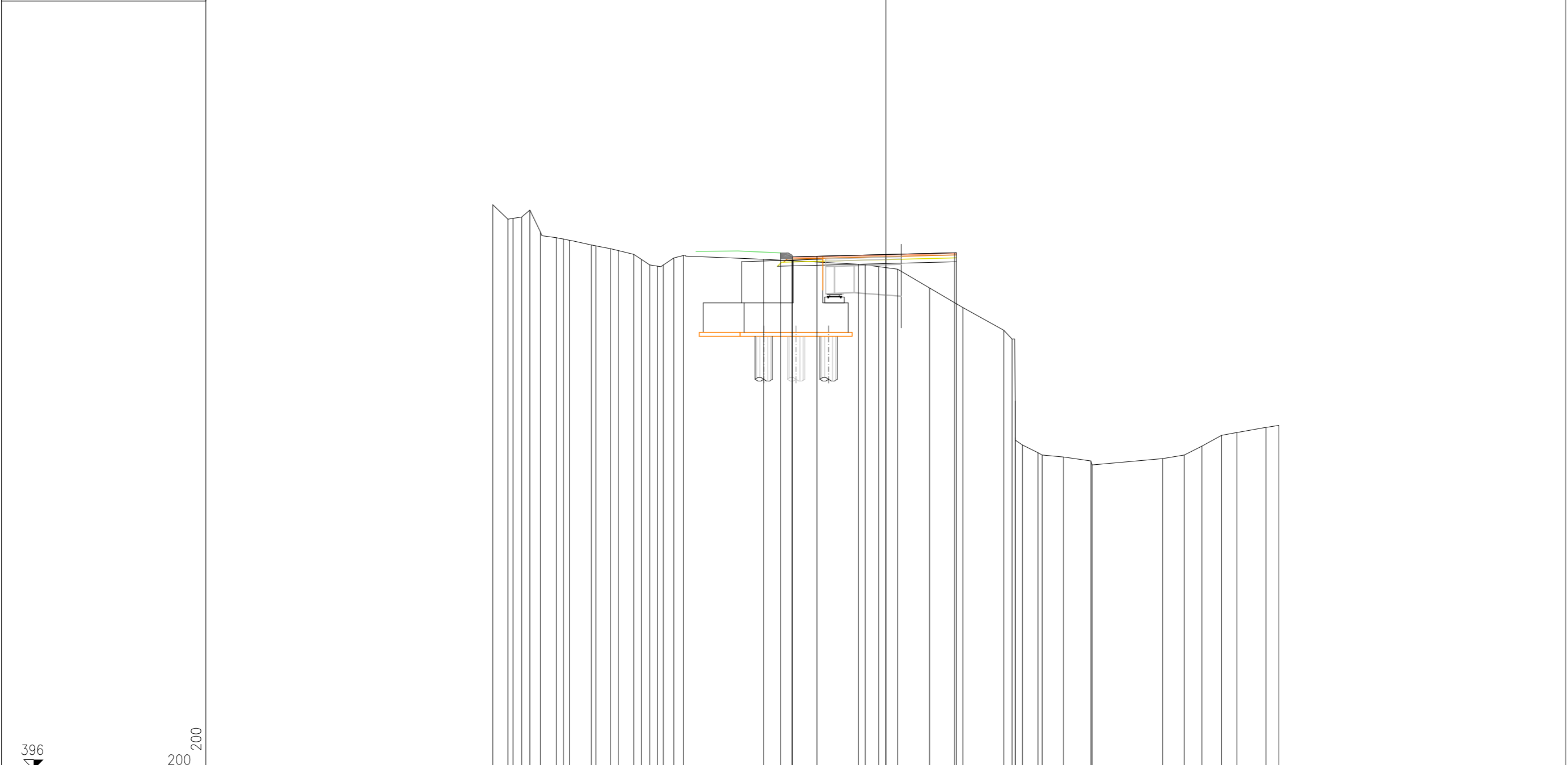
PROFILO ROTATORIA B
SEZIONE 8
PROGRESSIVA 70.00
397
200
200
PROGRESSIVE TERREND
PARZIALI TERREND
QUOTE TERREND
PROGRESSIVE PROGETTO
PARZIALI PROGETTO
QUOTE PROGETTO



PROFILO ROTATORIA B

SEZIONE 9

PROGRESSIVA 80.00



PROGRESSIVE TERRENO	424.74 424.00 424.04 424.11 424.46 423.35 423.06 422.99 422.92 422.69 422.64 422.50 422.40 422.21 421.95 421.67 421.61 421.67 422.03 422.15	20.00 19.23 18.97 18.53 18.11 17.57 16.77 16.41 16.10 14.98 14.75 14.02 13.62 12.83 12.43 12.02 11.62 11.32 10.79 10.30	0.77 0.26 0.44 0.42 0.54 0.80 0.36 0.31 1.12 1.12 0.23 0.73 0.40 0.40 0.79 0.40 0.41 0.41 0.40 0.30 0.53 0.49	4.08 1.45 3.37	421.96 421.88 421.88	6.22 4.77	421.71 421.67 421.58 421.46	0.35 0.69 0.96 1.63	1.40 1.05 0.36 0.60	420.50 419.50	2.23 3.92	418.35 417.90 414.75 412.88 412.51 412.12 412.00 411.90 411.70 411.49	6.00 6.42 6.55 6.59 6.95 7.74 7.95 9.05 10.43 10.49	0.42 0.17 0.36 0.79 0.21 1.10 1.38	411.82 412.00 412.45 413.00 413.15 413.41 413.51	14.08 15.19 16.08 17.08 17.86 19.34 20.00	0.06 3.59 1.11 0.89 1.00 0.78 1.48 0.66	422.28 422.08 422.12	5.35 4.75 3.50	0.60 1.25 3.50	422.20 422.29 422.29	0.00 3.50 0.09	422.20 422.29 422.29
---------------------	------------------------------------------------------------------------------------------------------------------------------------------------------------------------------------------------------	----------------------------------------------------------------------------------------------------------------------------------------------------------------------------------	------------------------------------------------------------------------------------------------------------------------------------------------------------------------------	----------------------	----------------------------	--------------	--------------------------------------	------------------------------	------------------------------	------------------	--------------	--------------------------------------------------------------------------------------------------	--------------------------------------------------------------------------------	------------------------------------------------------	--------------------------------------------------------------------	-------------------------------------------------------------	--------------------------------------------------------------	----------------------------	----------------------	----------------------	----------------------------	----------------------	----------------------------

PROFILO ASSE B1

SEZIONE 4

PROGRESSIVA 45.00

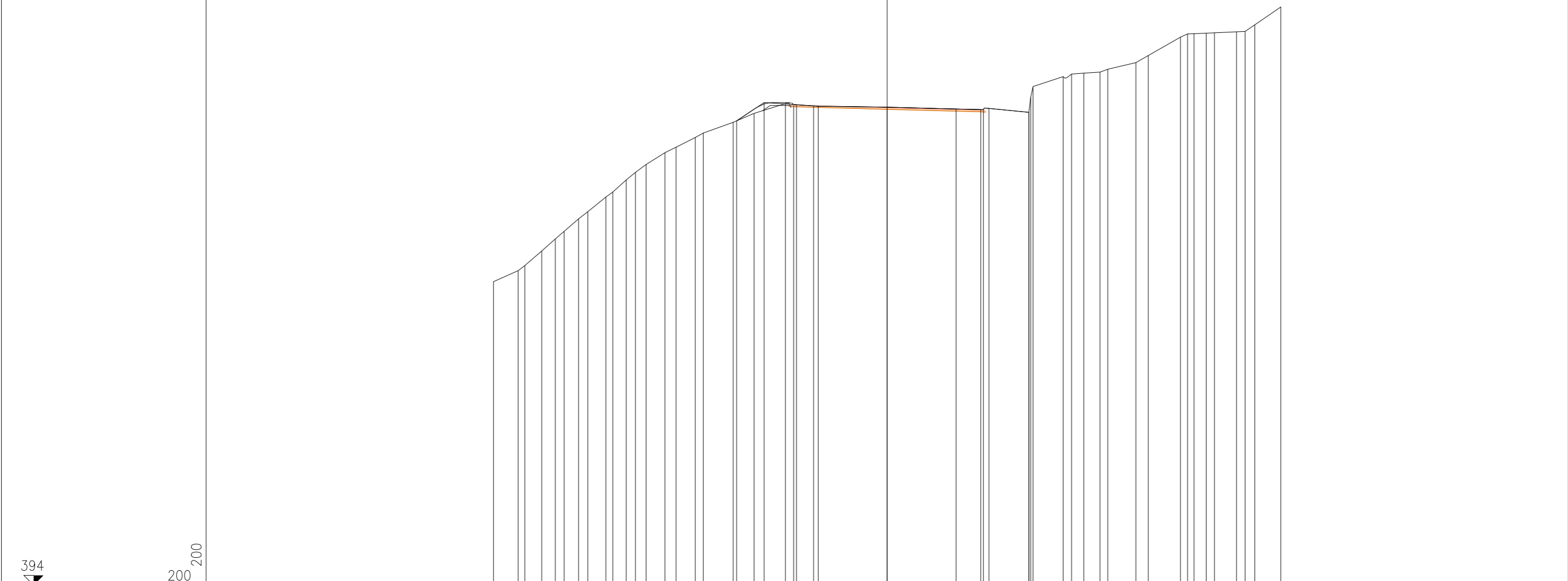


PROGRESSIVE TERRENO	413.02	413.77	414.00	414.87	415.16	416.00	416.95	418.00	418.87	419.88	420.13	420.02	420.19	420.51	420.44	420.39	420.54	420.44	420.35	420.19	420.12	420.00	419.94	420.04	420.04	425.13	426.33	426.23	426.00	426.23	427.00	427.07	427.14	428.00	428.69	429.00	429.31	429.36	429.63							
PARZIALI TERRENO		0.86	0.26	0.84	0.27	0.78	0.88	1.06	0.93	1.00	0.27	0.44	0.85	0.97	1.53	4.40	0.36	4.99	4.16	0.29	0.61	1.14	0.26	0.45	1.38	0.17	0.63	0.36	0.38	4.09	1.41	0.75	1.30	0.29	1.37											
QUOTE TERRENO		20.00	19.14	18.88	18.04	17.77	16.99	16.11	15.05	14.12	12.84	12.57	12.13	11.28	10.31	8.78	4.38	4.02	0.97	5.13	5.42	6.03	7.17	7.43	7.88	9.26	9.43	10.05	10.41	10.79	14.88	16.29	17.04	18.34	18.63	20.00										
PROGRESSIVE PROGETTO																	6.47	6.25	4.75	0.00	3.51	4.76	5.76	6.06																						
PARZIALI PROGETTO																	0.22	1.50	1.25	3.50	3.50	1.25	1.00	0.30																						
QUOTE PROGETTO																	420.39	420.54	420.44	420.35	420.19	420.12	420.00	419.94	420.04	420.04	425.13	426.33	426.23	426.00	426.23	427.00	427.07	427.14	428.00	428.69	429.00	429.31	429.36	429.63						

PROFILO ASSE B1

SEZIONE 8

PROGRESSIVA 105.00




PROGRESSIVE TERRENO		20.00	18.75	18.41	17.55	16.86	16.41	15.68	15.21	14.29	13.94	13.26	12.79	12.25	11.29	10.72	9.75	9.34	7.82	6.76	5.17	4.61	3.74																	
PARZIALI TERRENO	1.25	0.34	0.86	0.69	0.45	0.73	0.47	0.92	0.35	0.68	0.47	0.54	0.96	0.57	0.97	0.41	1.50	1.06	1.39	0.56	0.87	8.63	0.28	2.03	0.09	0.12	1.50	0.43	0.62	0.82	0.40	1.43	1.63	0.36	0.33	0.62	0.42	1.12	0.44	1.32
QUOTE TERRENO		409.44	410.00	410.26	411.00	411.61	412.00	412.64	413.00	413.74	414.00	414.61	415.00	415.40	416.00	416.88	416.77	417.00	417.55	418.00	418.50	418.42	418.39																	
PROGRESSIVE PROGETTO																							7.20																	
PARZIALI PROGETTO																							3.50	4.75	1.25	2.45	3.50	3.50	1.25											
QUOTE PROGETTO																							418.22	418.19	418.05															

PROFILO ASSE B1

SEZIONE 9

PROGRESSIVA 106.67

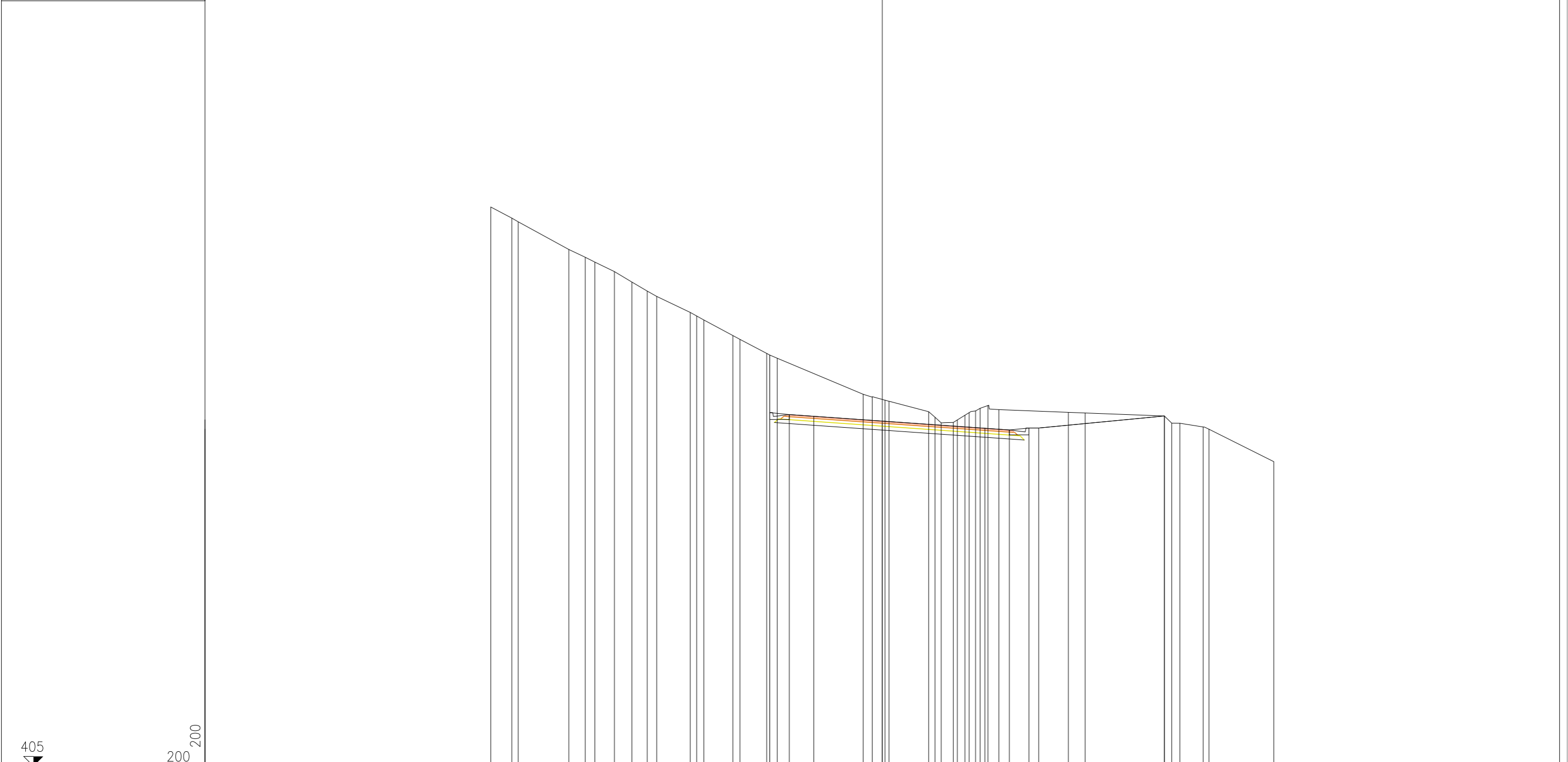


PROGRESSIVE TERREND	409.52 409.80 410.00 410.31 411.00 411.51 412.00 412.82 413.00 414.00 414.27 415.00 415.83 416.00 416.34 416.74 417.00 417.86 418.00 418.27 418.47 418.37 418.35	20.00 19.41 18.96 18.56 17.67 17.13 16.60 15.38 15.13 13.42 13.07 12.17 10.76 10.49 9.89 9.20 8.72 6.90 6.62 5.79 5.13 4.62 3.12	394 200 200	
PARZIALI TERREND	0.59 0.45 0.40 0.89 0.54 0.53 1.22 0.29 1.71 0.35 0.90 1.41 0.27 0.60 0.69 0.48 1.8 0.28 0.83 0.66 0.51 1.50	7.98 2.52 0.23 0.06 0.25 0.01 0.32 0.86 0.31 0.25 1.14 0.78 1.25 0.47 1.17 0.90 0.38 0.78 2.10 1.36		
QUOTE TERREND	409.52 409.80 410.00 410.31 411.00 411.51 412.00 412.82 413.00 414.00 414.27 415.00 415.83 416.00 416.34 416.74 417.00 417.86 418.00 418.27 418.47 418.37 418.35			
PROGRESSIVE PROGETTO				
PARZIALI PROGETTO		4.75 3.50 0.00 3.50 4.75		
QUOTE PROGETTO		418.39 418.35 418.26 418.16 418.13		

PROFILO ASSE B2

SEZIONE 2

PROGRESSIVA 15.00

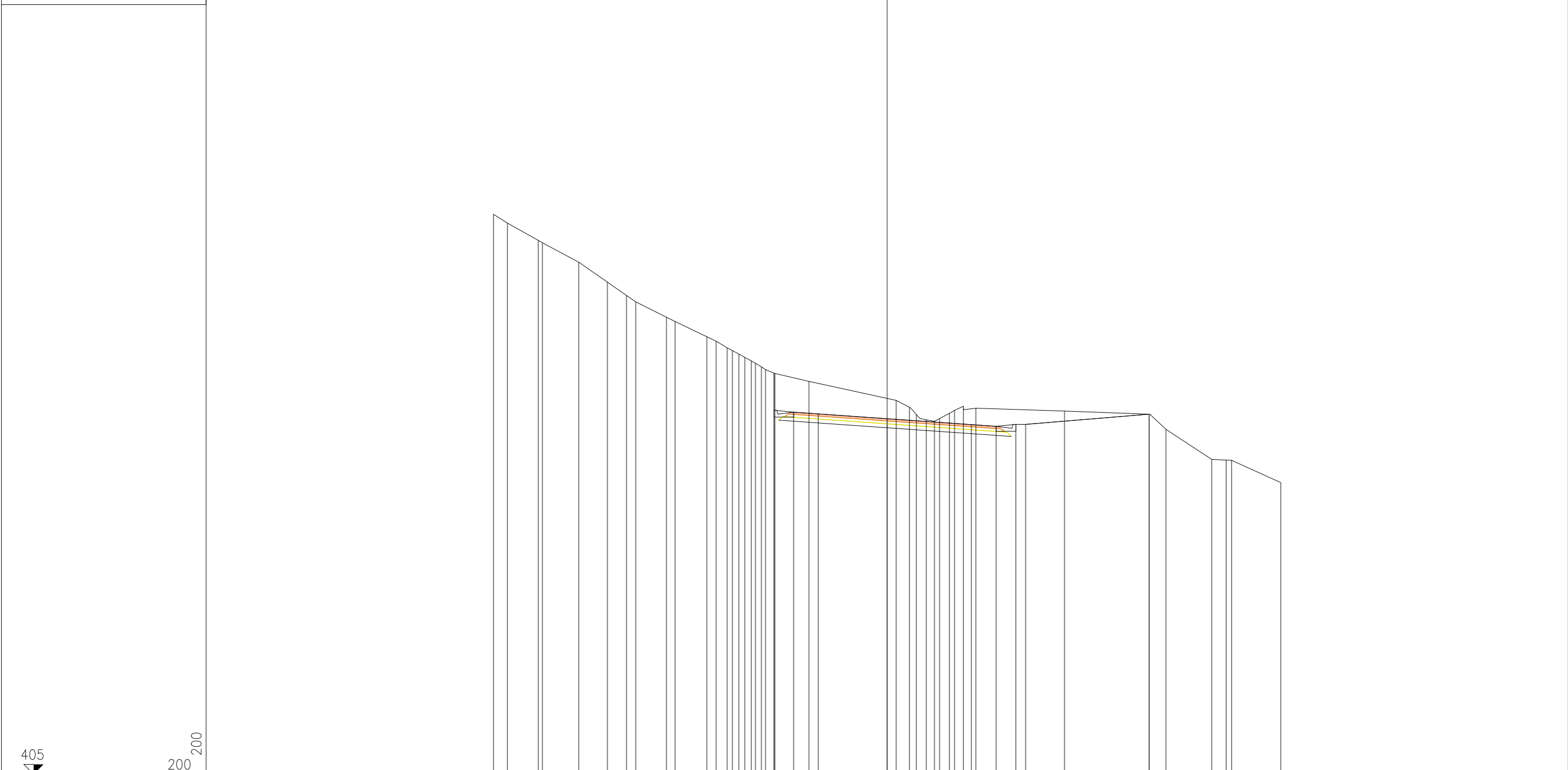


PROGRESSIVE TERRENO	20.00	18.92	18.60	16.01	15.17	14.68	13.68	12.79	12.01	11.52	9.81	9.48	9.12	7.63	7.27	5.90	5.37	0.98	0.51	0.14	0.34	2.37	2.69	3.01	3.63	3.83	4.22	4.44	4.76	5.00	5.40	5.95	9.51	10.36	14.41	14.79	15.20	16.39	16.69	20.00
PARZIALI TERRENO	1.08	0.32	2.59	0.84	0.49	1.00	0.89	0.78	0.49	1.71	0.33	0.36	1.49	0.36	1.37	0.53	4.39	0.37	0.63	0.30	0.16	0.52	0.62	0.20	0.35	0.38	0.22	0.32	0.24	0.40	0.55	3.56	0.85	4.05	0.38	0.41	1.19	0.30	3.31	
QUOTE TERRENO	433.57	433.00	432.81	431.40	431.00	430.75	430.27	429.73	429.27	429.00	428.18	428.00	427.80	427.00	426.81	426.09	425.84	424.00	423.85	423.70	423.64	423.11	422.83	422.54	422.56	422.69	422.93	423.06	423.15	423.28	423.42	423.22	423.08	423.04	422.89	422.53	422.52	422.33	422.22	420.56
PROGRESSIVE PROGETTO																5.75	5.75											5.24	5.24	6.45	7.49	7.99			14.41					
PARZIALI PROGETTO																1.00	1.25	3.50									5.24	1.25	1.00	0.50	6.42									
QUOTE PROGETTO											423.06	426.01	422.96	422.88		422.63												422.26	422.18	422.28	422.28			422.89						

PROFILO ASSE B2

SEZIONE 3

PROGRESSIVA 30.00



	PROGRESSIVE TERREND	PARZIALI TERREND	QUOTE TERREND	PROGRESSIVE PROGETTO	PARZIALI PROGETTO	QUOTE PROGETTO
	433.45 433.00 432.12 432.00 431.01 430.00 429.32 429.00 428.22 428.00 427.23 427.00 426.66 426.52 426.34 426.18 426.00 425.88 425.70 425.56 425.36 424.96 423.06 423.99 423.64 423.27 423.01 422.93 423.07 423.34 423.48 423.70 423.60 423.45 423.29 423.52 420.99 420.96 420.95 419.81	20.00 19.29 -17.72 -17.51 -15.67 -14.21 -13.24 -12.77 -11.21 -10.77 -9.16 -8.69 -8.13 -7.86 -7.53 -7.23 -6.90 -6.69 -6.39 -6.18 -5.70 -3.97 0.46 1.13 1.48 1.99 2.40 2.66 3.16 3.42 3.87 4.51 9.01 13.31 14.16 16.49 17.22 17.50 20.00	0.71 1.57 0.21 1.84 1.46 0.97 0.47 1.56 0.44 1.61 0.47 0.56 0.27 0.33 0.30 0.33 0.33 0.21 0.30 0.21 0.48 1.73 4.43 0.67 0.35 0.51 0.41 0.26 0.50 0.26 0.45 0.64 4.50 4.30 0.85 2.33 0.73 0.28 2.50	433.45 433.00 432.12 432.00 431.01 430.00 429.32 429.00 428.22 428.00 427.23 427.00 426.66 426.52 426.34 426.18 426.00 425.88 425.70 425.56 425.36 424.96 423.06 423.99 423.64 423.27 423.01 422.93 423.07 423.34 423.48 423.70 423.60 423.45 423.29 423.52 420.99 420.96 420.95 419.81	-5.75 -5.75 4.75 3.50 0.00 4.28 4.28 1.26 5.54 1.00 6.54 7.04 6.27 13.31	423.49 425.38 423.39 423.31 423.06 422.76 422.67 422.77 422.77 423.29

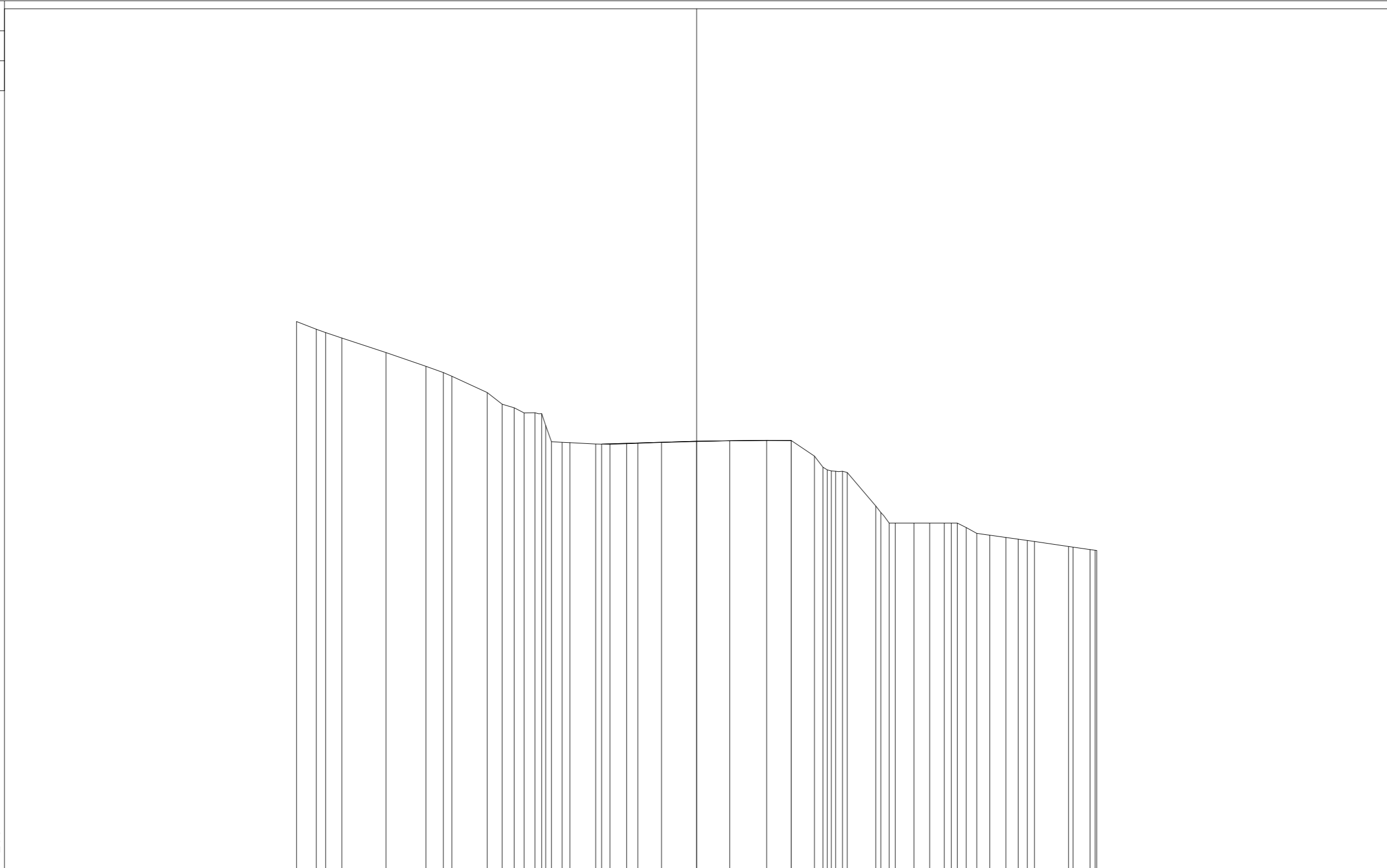
PROFILO ASSE B2

SEZIONE 7

PROGRESSIVA 90.00

404

200 200



PROGRESSIVE
TERREND

PARZIALI
TERREND

QUOTE
TERREND

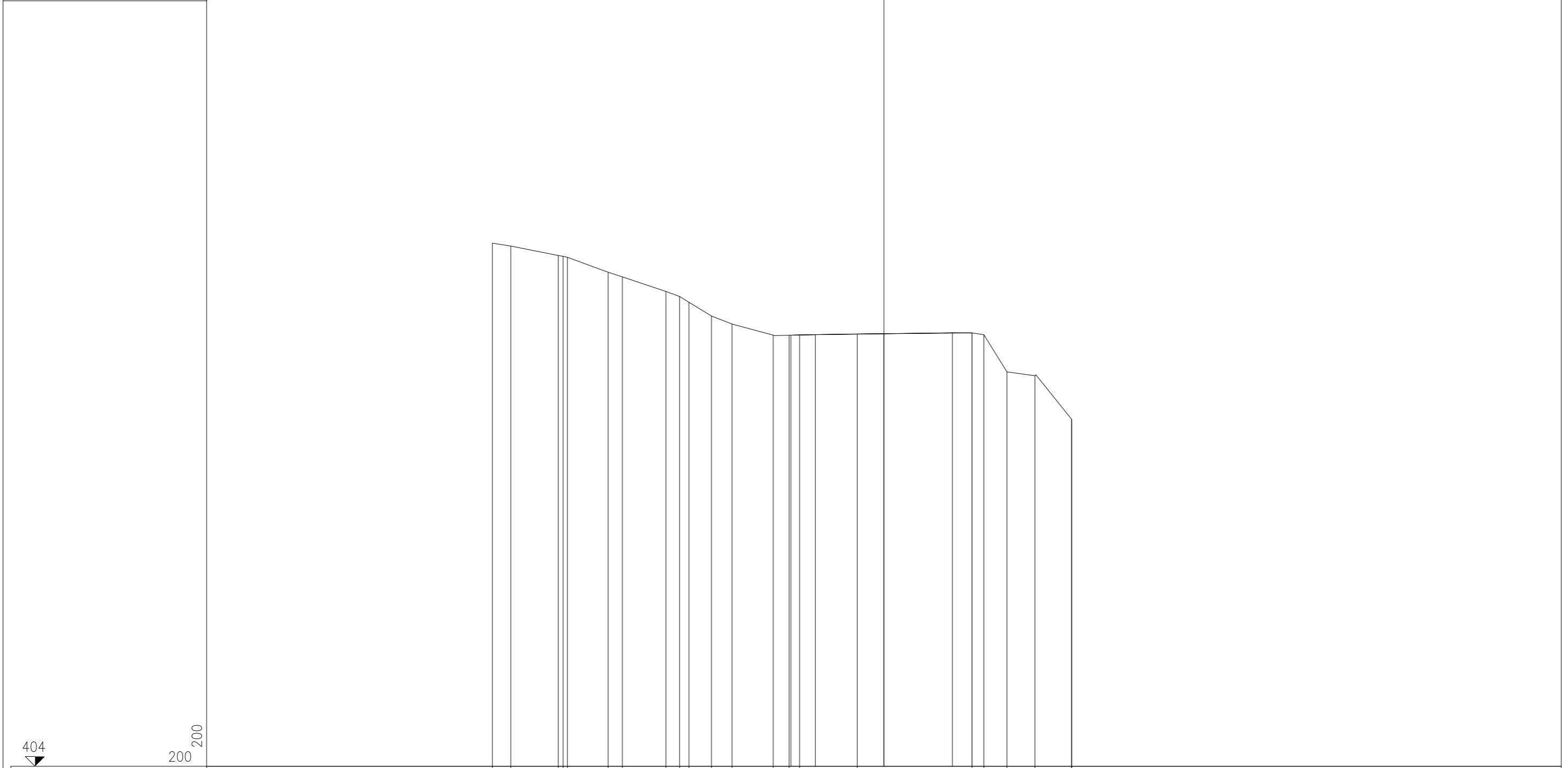
PROGRESSIVE
PROGETTO

PARZIALI
PROGETTO

QUOTE
PROGETTO

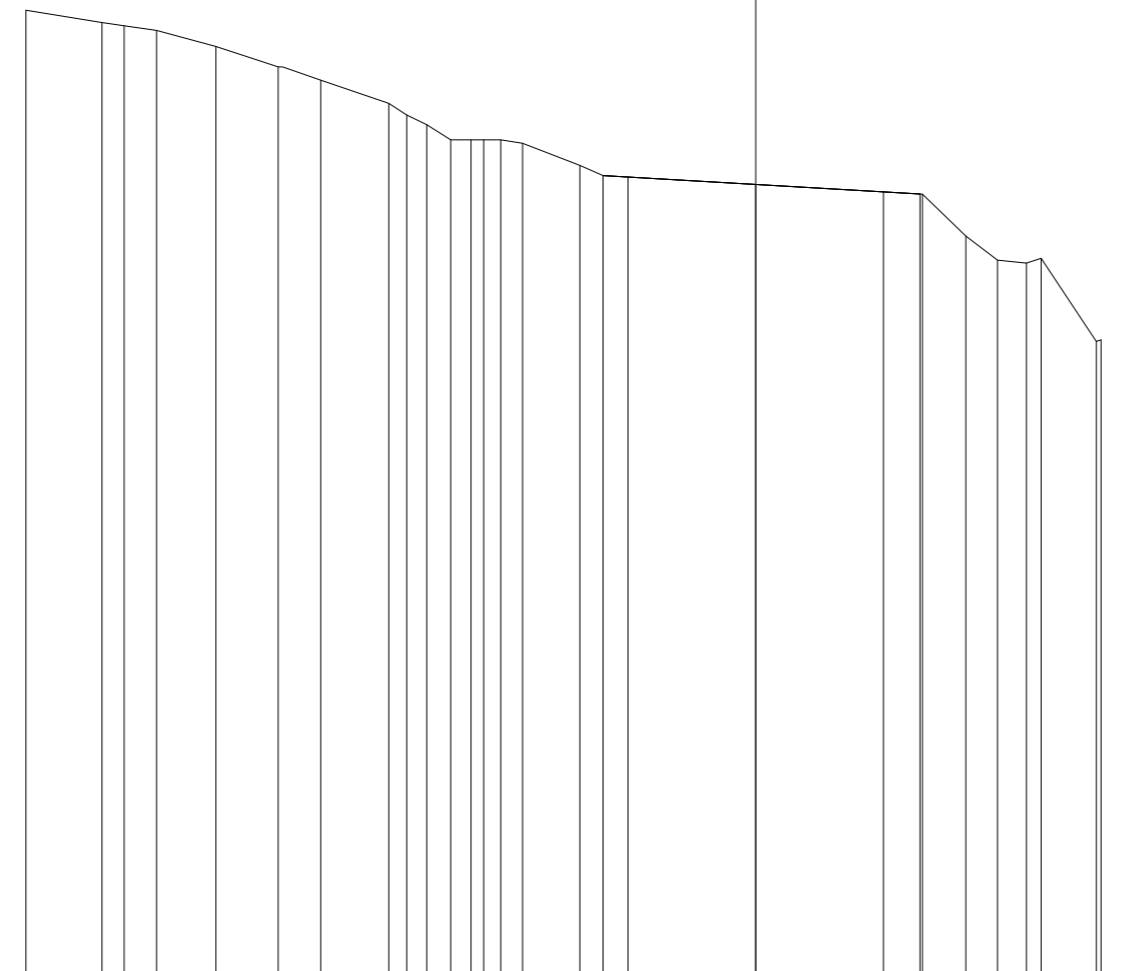
431.55	-20.00	0.99	0.99	425.42
431.17	-19.01	0.46	0.46	425.46
431.00	-18.55	0.81	0.81	425.57
430.73	-17.74	2.21	2.21	425.61
430.00	-15.53	2.00	2.00	425.60
429.31	-13.53	0.87	0.87	
429.00	-12.66	0.42	0.42	
428.82	-12.24	1.77	1.77	
		0.75	0.75	
428.00	-10.47	0.60	0.60	
427.42	-9.72	0.50	0.50	
427.24	-9.12	0.54	0.54	
426.98	-8.62	0.54	0.54	
426.99	-8.08	0.33	0.33	
426.99	-7.75	0.21	0.21	
426.83	-7.54	0.28	0.28	
426.54	-7.26	0.54	0.54	
426.49	-6.72	0.38	0.38	
426.43	-6.34	1.25	1.25	
426.41	-6.05	3.50	3.50	
426.46	-5.05	1.25	1.25	
426.46	-4.33	0.72	0.72	
425.50	-2.94	1.39	1.39	
425.50	-1.76	1.18	1.18	
425.59	1.65	3.41	3.41	
425.59	3.08	3.08	3.08	
425.60	4.73	1.16	1.16	
424.82	5.89	0.42	0.42	
424.37	6.31	0.22	0.22	
424.13	6.53	0.20	0.20	
424.06	6.73	0.22	0.22	
424.06	6.95	0.34	0.34	
424.00	7.29	0.24	0.24	
423.33	7.53	1.40	1.40	
422.00	8.95	0.21	0.21	
421.47	9.21	0.10	0.10	
421.47	9.62	0.61	0.61	
421.47	9.93	0.46	0.46	
421.47	10.86	0.36	0.36	
421.47	11.65	1.70	1.70	
421.47	12.38	0.22	0.22	
421.47	12.73	0.85	0.85	
421.25	13.03	0.26	0.26	
420.96	13.48	0.08	0.08	
420.86	14.00			
420.75	14.65			
420.66	15.46			
420.69	16.07			
420.55	16.53			
420.55	16.89			
420.30	18.59			
420.27	18.81			
420.14	19.66			
420.11	19.92			
420.10	20.00			

PROFILO ASSE B2
 SEZIONE 8
 PROGRESSIVA 105.00



PROGRESSIVE TERRENO	430.72	430.57	430.05	430.05	430.00	429.24	429.00	428.25	428.00	427.70	427.00	426.59	426.02	426.02	426.03	426.08	426.14	426.05	424.15	423.95	421.73	421.47
PARZIALI TERRENO	0.94	2.43	0.24	0.22	2.08	0.73	2.22	0.70	0.48	1.15	1.05	2.11	0.81	0.53	2.95	5.86	0.61	1.17	1.44	1.87	0.01	9.60
QUOTE TERRENO	430.72	430.57	430.05	430.05	430.00	429.24	429.00	428.25	428.00	427.70	427.00	426.59	426.02	426.02	426.03	426.08	426.14	426.05	424.15	423.95	421.73	421.47
PROGRESSIVE PROGETTO													426.02	426.05	426.10	426.14	426.14					
PARZIALI PROGETTO													1.25	3.50	3.50	1.00						
QUOTE PROGETTO													426.02	426.05	426.10	426.14	426.14					

PROFILO ASSE B2
 SEZIONE 9
 PROGRESSIVA 109.10



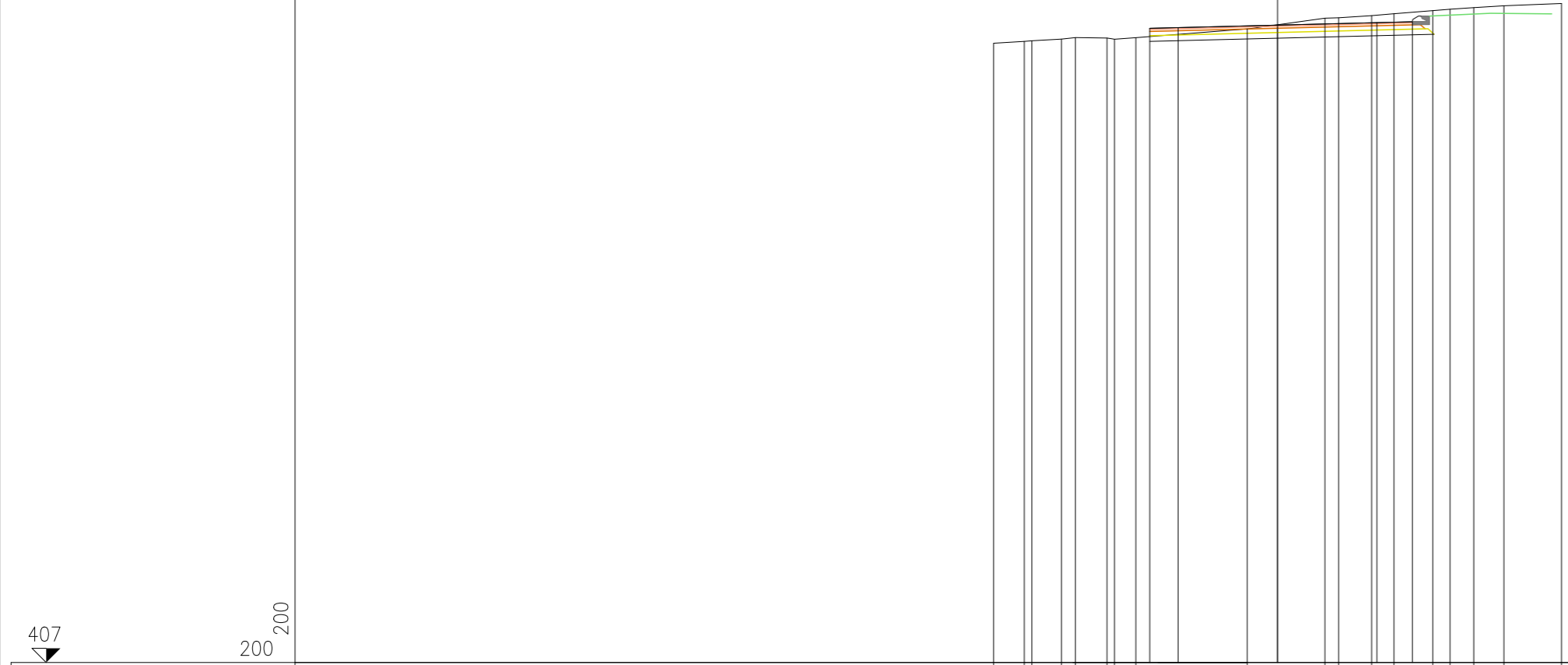
404
 200 200

PROGRESSIVE TERRENO
 PARZIALI TERRENO
 QUOTE TERRENO
 PROGRESSIVE PROGETTO
 PARZIALI PROGETTO
 QUOTE PROGETTO

PROFILO Rotatoria C

SEZIONE 1

PROGRESSIVA 0.00



PROGRESSIVE TERRENO	PROGRESSIVE PROGETTO
428.80	429.33
428.87	429.35
428.89	429.45
428.95	429.53
429.00	429.56
428.99	
428.94	
429.00	
429.31	
429.68	
429.70	
429.77	
429.84	
429.95	
430.00	
430.06	
430.12	
430.20	

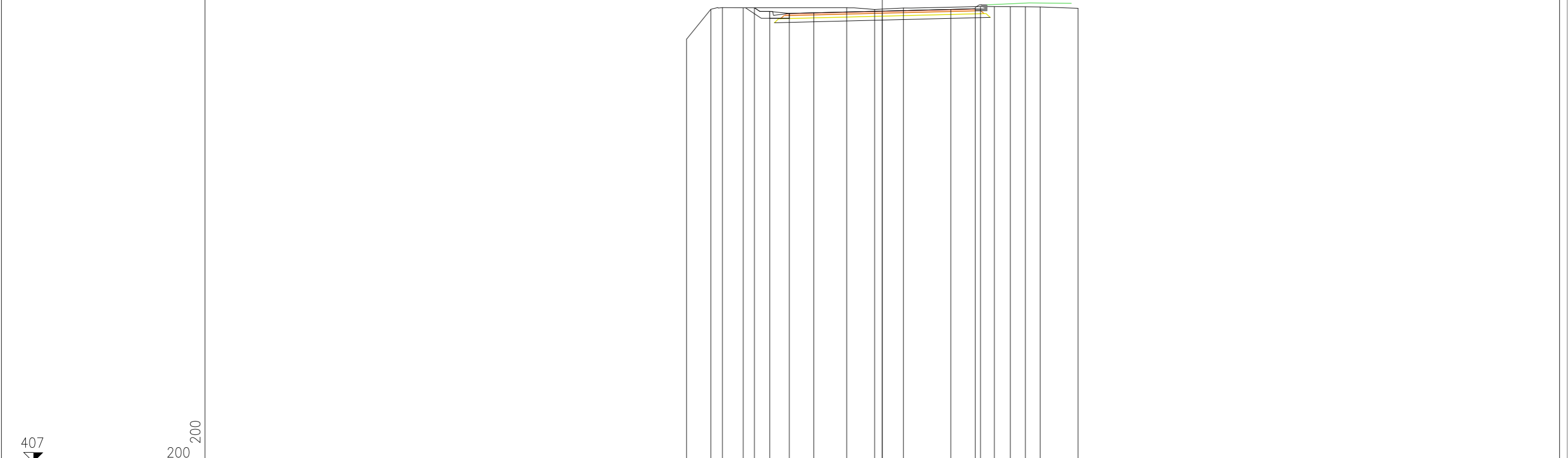
PARZIALI TERRENO	PARZIALI PROGETTO
1.08	1.00
0.27	3.50
1.04	3.50
0.49	3.50
1.11	1.25
0.27	
0.79	
3.92	
2.74	
0.48	
1.16	
0.79	
1.37	
0.61	
0.83	
1.06	
2.03	

QUOTE TERRENO	QUOTE PROGETTO
-10.00	4.50
-8.92	3.50
-8.65	0.00
-7.61	3.50
-7.12	3.50
-6.01	3.50
-5.74	1.25
-4.99	
-1.07	
1.67	
2.15	
3.31	
4.10	
5.47	
6.08	
6.91	
7.97	
10.00	

PROFILO Rotatoria C

SEZIONE 2

PROGRESSIVA 10.00




PROGRESSIVE TERREND	-10.00	-8.76	-8.17	-7.10		-1.82	-0.39	1.08		5.02	5.73	6.54	7.31	8.07	10.00
PARZIALI TERREND	1.24	0.59	1.07	5.28	1.43	1.47	3.94	0.71	0.81	0.77	0.76	1.93			
QUOTE TERREND	428.62	430.15	430.24	430.23		430.23	430.14	430.22		430.29	430.29	430.28	430.28	430.27	430.20
PROGRESSIVE PROGETTO				6.53	5.75	4.75	3.50	0.00		4.75	3.50				
PARZIALI PROGETTO				0.78	1.00	1.25	3.50		3.50	1.25					
QUOTE PROGETTO				430.23	430.04	429.94	429.97	430.06		430.15	430.18				

PROFILO Rotatoria C

SEZIONE 3

PROGRESSIVA 20.00



409

200 200

PROGRESSIVE
TERREND

432.00 -10.00
431.93 9.42
431.86 0.51 -8.91
431.67 6.95
431.60 6.26
431.30 3.89
431.21 2.90
431.13 1.98
431.05 1.18
430.97 0.04
430.90 0.94
430.20 10.00

PARZIALI
TERREND

0.58
1.96
0.69
2.37
0.99
0.92
0.80
1.22
0.90
9.06

QUOTE
TERREND

432.00
431.93
431.86
431.67
431.60
431.30
431.21
431.13
431.05
430.97
430.90
430.20

PROGRESSIVE
PROGETTO

4.50
3.50
1.00
3.50
0.00
3.50
4.75

PARZIALI
PROGETTO

1.00
3.50
3.50
1.25

QUOTE
PROGETTO

430.15
430.18
430.27
430.35
430.39

PROFILO Rotatoria C

SEZIONE 6

PROGRESSIVA 50.00

407

200
200

PROGRESSIVE
TERRENO


PARZIALI
TERRENO

QUOTE
TERRENO

PROGRESSIVE
PROGETTO

PARZIALI
PROGETTO

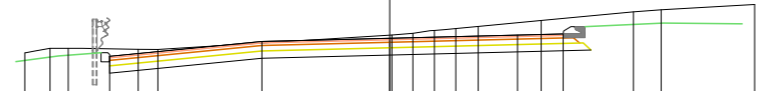
QUOTE
PROGETTO



PROFILO Rotatoria C

SEZIONE 7

PROGRESSIVA 60.00



407

200 200

PROGRESSIVE
TERRENO

PARZIALI
TERRENO

QUOTE
TERRENO

PROGRESSIVE
PROGETTO

PARZIALI
PROGETTO

QUOTE
PROGETTO

428.87	429.00	429.00	428.97	428.97	429.36	429.41	429.49	429.54	429.60	429.76	430.00	430.06	430.20
-10.00	-9.31	-8.81	6.89	6.35	0.06	0.63	1.22	1.81	2.42	4.15	6.68	7.44	10.00
0.69	0.50	1.92	0.54	6.41	0.57	0.59	0.59	0.61	1.73	2.53	0.76	2.56	
7.67				3.50	0.00				3.50	4.75			
			4.17	3.50		3.50			1.25				
428.78			429.19		429.28				429.36	429.39			

PROFILO Rotatoria C

SEZIONE 8

PROGRESSIVA 62.81

407

200 200

PROGRESSIVE
TERREND

PARZIALI
TERREND

QUOTE
TERREND

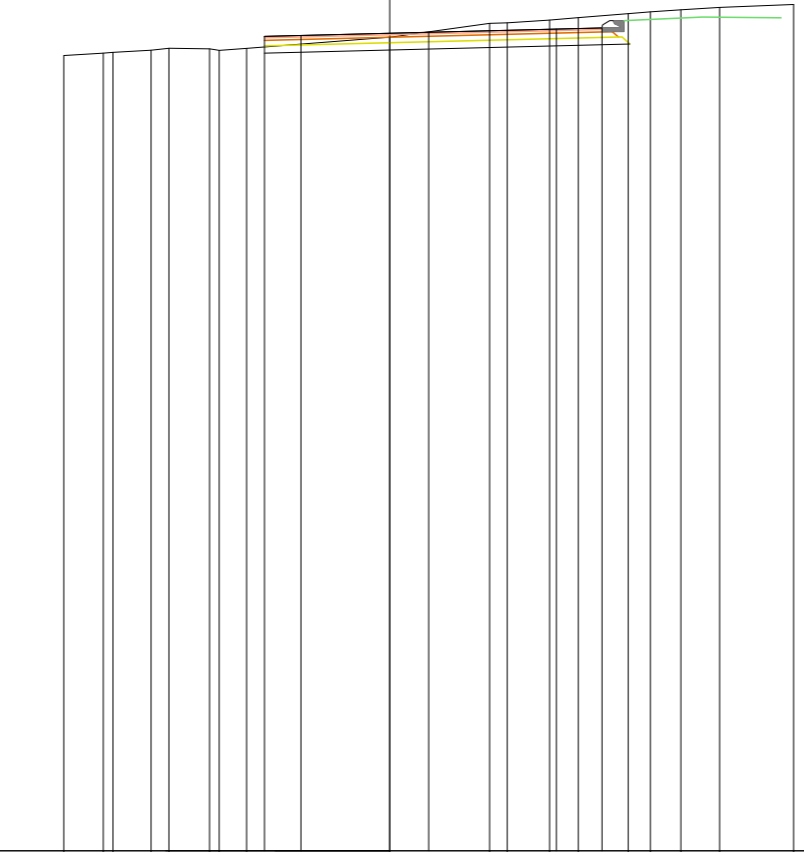
PROGRESSIVE
PROGETTO

PARZIALI
PROGETTO

QUOTE
PROGETTO

428.80	428.87	428.89	428.95	429.00	428.99	428.94	429.00	429.31	429.68	429.70	429.77	429.84	429.95	430.00	430.06	430.12	430.20
--------	--------	--------	--------	--------	--------	--------	--------	--------	--------	--------	--------	--------	--------	--------	--------	--------	--------

1.08	0.27	1.04	0.49	1.11	0.27	0.79	3.92	2.74	0.48	1.16	0.79	1.37	0.61	0.83	1.06	2.03
						4.50	3.50	0.00			3.50	4.75				
						1.00	3.50		3.50		1.25					
429.33	429.35							429.45			429.53	429.56				



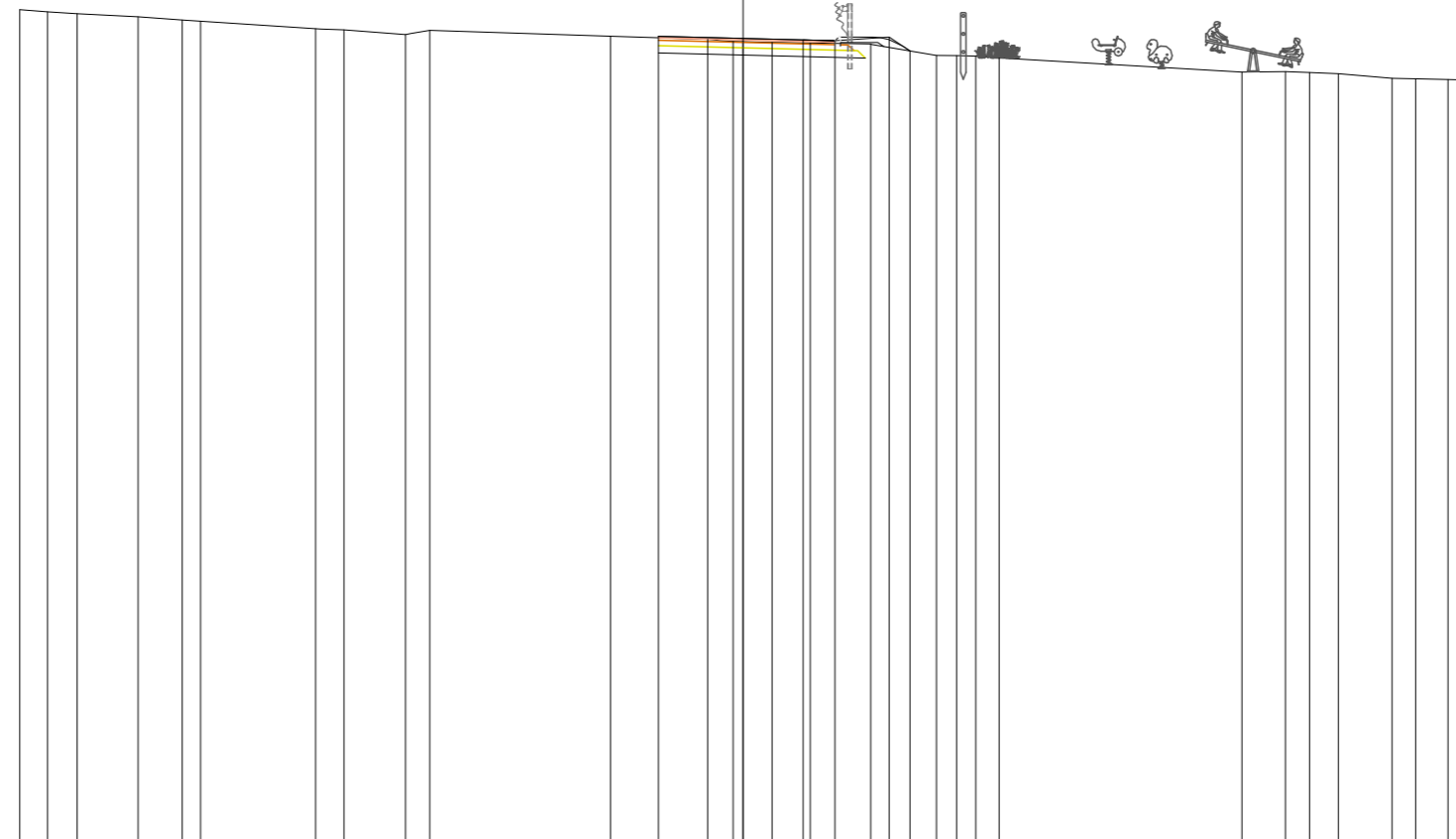
PROFILO asse_c1_dx

SEZIONE 1

PROGRESSIVA 0.00

407

200 200



PROGRESSIVE
TERRENO

20.00
19.23
18.41
16.73
15.51
15.00
11.82
11.03
9.33
8.66
3.67
0.98
0.28
0.80
1.86
3.53
5.35
5.91
6.43
7.08
13.79
14.99
15.66
16.46
17.94
18.60
19.49
20.00

PARZIALI
TERRENO

0.77
0.82
1.68
1.22
0.51
3.18
0.79
1.70
0.67
4.99
2.69
0.70
1.08
1.06
1.67
1.82
0.56
0.52
0.65
6.71
1.20
0.67
0.80
1.48
0.66
0.89
0.51

QUOTE
TERRENO

429.95
429.89
429.84
429.75
429.66
429.63
429.42
429.39
429.26
429.38
429.21
429.13
429.07
429.04
429.03
429.00
428.68
428.68
428.66
428.61
428.22
428.24
428.21
428.18
428.05
428.04
428.02
428.00

PROGRESSIVE
PROGETTO

2.34
0.00
1.66
2.54
4.04
4.62

PARZIALI
PROGETTO

2.34
1.66
0.88
1.50
0.58
0.58

QUOTE
PROGETTO

429.21
429.15
429.11
429.09
429.19
428.81

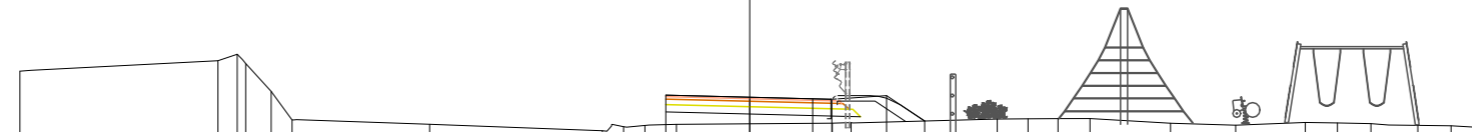
PROFILO asse_c1_dx

SEZIONE 2

PROGRESSIVA 10.00

407

200 200



PROGRESSIVE
TERRENO

429.50 -20.00 429.78 14.57 429.96 14.04 429.71 13.81 428.94 13.11 428.16 12.54 428.04 8.77 427.86 4.04 427.98 3.46 428.01 2.87 428.04 2.01 428.07 2.26 428.08 2.78 428.18 6.78 428.19 7.63 428.20 8.45 428.20 9.32 428.07 11.53 428.02 13.32 428.09 15.22 428.08 16.11 428.06 17.02 428.01 18.31 428.00 19.22 427.96 20.00

PARZIALI
TERRENO

5.43 0.53 0.23 0.70 0.57 3.77 4.73 0.58 0.59 0.86 4.27 0.52 4.00 0.85 0.82 0.87 2.21 1.79 1.90 0.89 0.91 1.29 0.91 0.78

QUOTE
TERRENO

429.50 429.78 429.96 429.71 428.94 428.16 428.04 427.86 427.98 428.01 428.04 428.07 428.08 428.18 428.19 428.20 428.20 428.07 428.02 428.09 428.08 428.06 428.01 428.00 427.96

PROGRESSIVE
PROGETTO

2.30 0.00 1.73 2.25 3.75 4.79

PARZIALI
PROGETTO

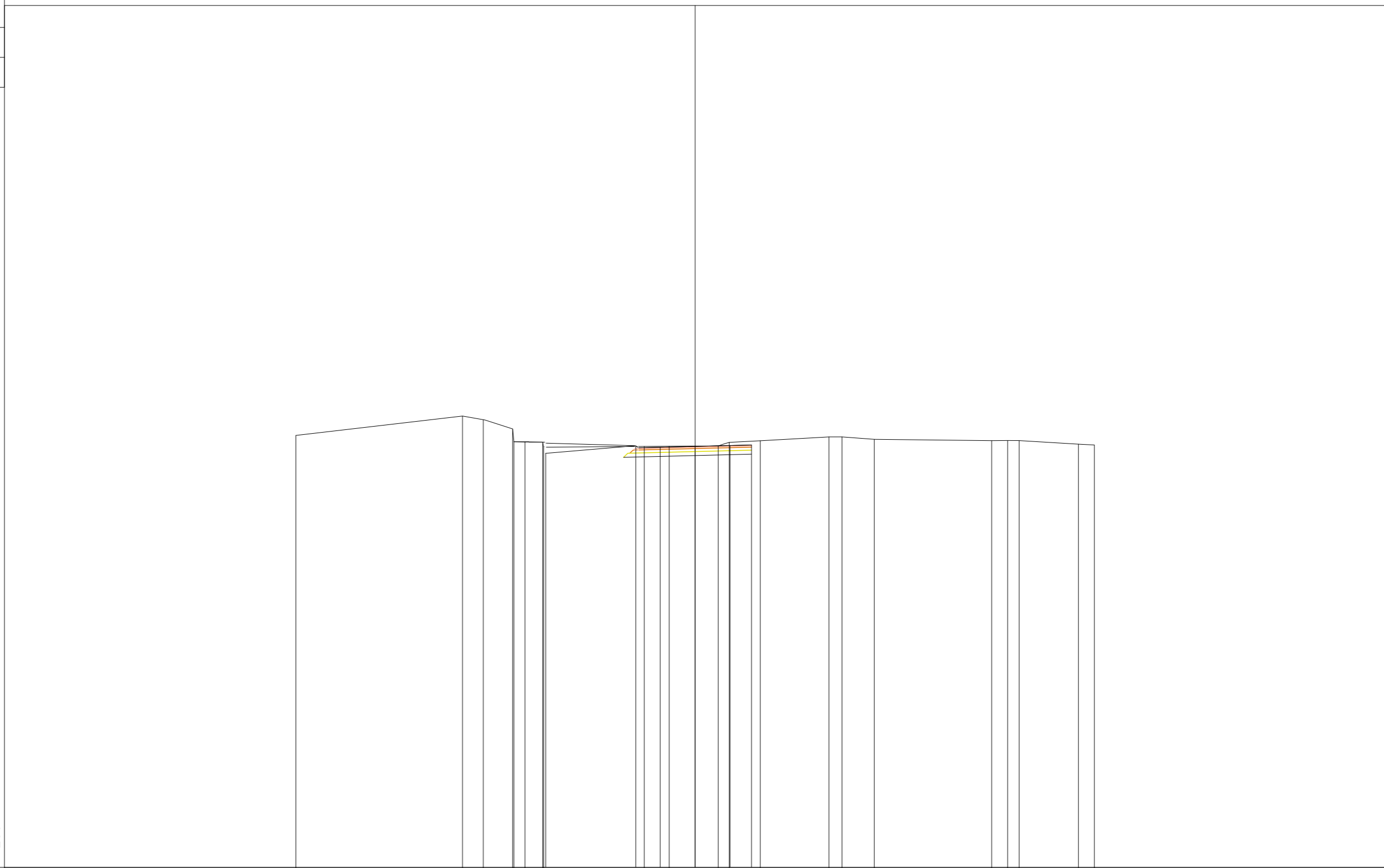
2.30 1.73 0.52 1.50 1.04

QUOTE
PROGETTO

428.84 428.78 428.74 428.73 428.83 428.13

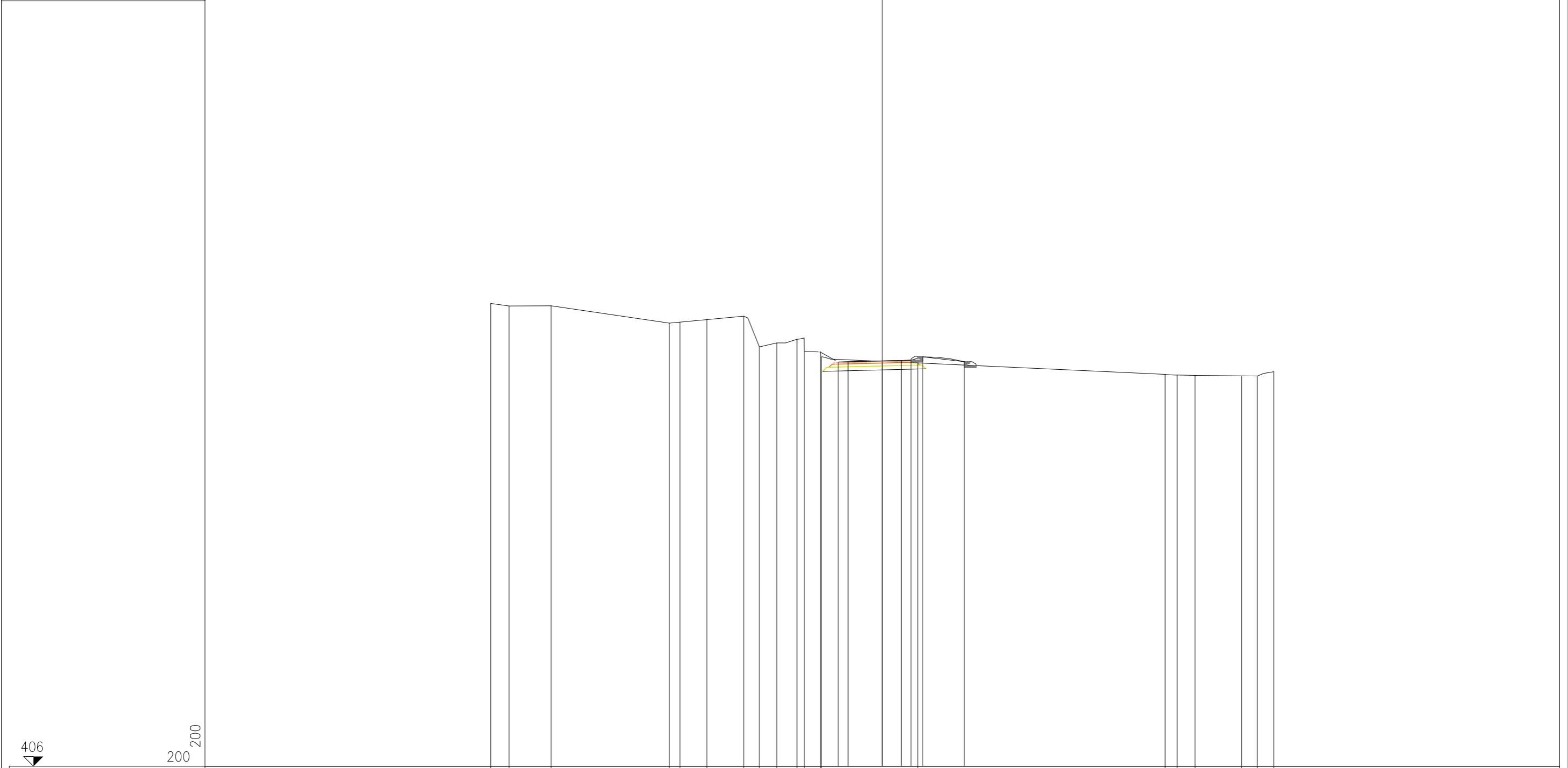
PROFILO asse_c1_sx
SEZIONE 1
PROGRESSIVA 0.00

408
200 200



PROGRESSIVE TERREND	PROGRESSIVE PROGETTO
429.65	429.75
430.62	429.13
430.44	429.06
429.98	429.10
429.33	429.14
429.33	429.17
429.31	
429.07	
7.59	
5.04	4.52
2.55	2.97
1.30	1.75
2.46	1.75
0.55	0.00
1.71	1.75
1.16	1.07
3.26	2.82
6.70	
7.36	
8.97	
5.88	
14.85	
15.65	
16.23	
2.97	
19.20	
20.00	

PROFILO asse_c1_sx
 SEZIONE 4
 PROGRESSIVA 30.00




PROGRESSIVE TERRENO	429.64 429.51 429.52 428.64 428.69 428.82 428.99 427.42 427.63 427.81 427.19 427.17 426.91 426.66 426.71 426.73 426.75 426.92 426.67	20.00 19.06 16.92 10.88 10.34 8.96 7.08 6.28 5.39 4.36 3.97 3.15 3.12 1.81 1.45 15.07 15.98 18.35 19.16 20.00
PARZIALI TERRENO	0.94 2.14 6.04 0.54 1.38 1.88 0.80 0.89 1.03 0.39 0.82 0.03 4.93 12.64 0.62 0.91 2.37 0.81 0.84	
QUOTE TERRENO		
PROGRESSIVE PROGETTO	2.25 -1.75 0.00 0.97 1.47 2.07 4.20	
PARZIALI PROGETTO	0.50 1.75 0.97 0.50 0.60 2.13	
QUOTE PROGETTO		

PROFILO asse_c1_sx
 SEZIONE 5
 PROGRESSIVA 35.58

406

200 200




PROGRESSIVE TERRENO	20.00	18.91	16.78		8.68	8.10	6.83	5.41	4.79	4.46	2.70	2.68	2.43	1.83	1.22		9.62	10.48	11.52	20.00
PARZIALI TERRENO	1.09	2.13		8.10	0.58	1.27	1.42	0.62	0.33	1.76	0.02	0.25	0.60	0.61		10.84	0.86	1.04	8.48	
QUOTE TERRENO	429.84	429.65	429.59		428.06	428.04	427.99	427.94	427.64	426.94	426.75	427.20	426.65	426.53	426.52		426.32	426.42	426.21	425.92
PROGRESSIVE PROGETTO											2.28					0.00		2.75	2.82	
PARZIALI PROGETTO											2.28		2.28		2.75		0.07			
QUOTE PROGETTO											426.50		426.46		426.41		426.41			

PROFILO asse_c2

SEZIONE 2

PROGRESSIVA 15.00



PROGRESSIVE TERRENO	PARZIALI TERRENO	QUOTE TERRENO	PROGRESSIVE PROGETTO	PARZIALI PROGETTO	QUOTE PROGETTO
20.00	0.73	431.63			
19.27	0.61	431.69			
18.66	1.69	431.76			
16.97	1.06	431.90			
15.91	0.70	432.00			
15.21	1.22	432.11			
13.99	0.74	432.49			
13.25	0.66	432.59			
12.59	0.59	432.81			
12.00	0.51	432.99			
11.49	0.51	433.07			
10.97	0.51	432.84			
8.91	2.05	432.63			
6.86	1.71	432.60	6.26	1.51	432.58
5.15	1.85	432.55	4.75	1.50	431.58
3.30	0.85	432.60	3.25	0.50	431.48
2.45	0.85	432.60	2.75	2.75	431.46
1.12	3.57	432.67	0.00		431.37
1.82	0.70	432.74		3.67	431.58
2.79	0.97	432.85			431.48
3.50	0.71	432.89		0.50	431.24
4.91	1.41	432.97		4.17	431.22
5.77	0.86	432.99		5.17	431.32
6.29	0.52	432.87		5.67	431.32
7.81	1.52	432.85		2.29	432.85
10.90	3.09	432.82			
12.29	1.39	432.81			
14.68	2.39	432.79			
15.86	1.18	432.94			
16.34	0.48	433.49			
17.49	1.15	433.61			
20.00	2.51	433.48			

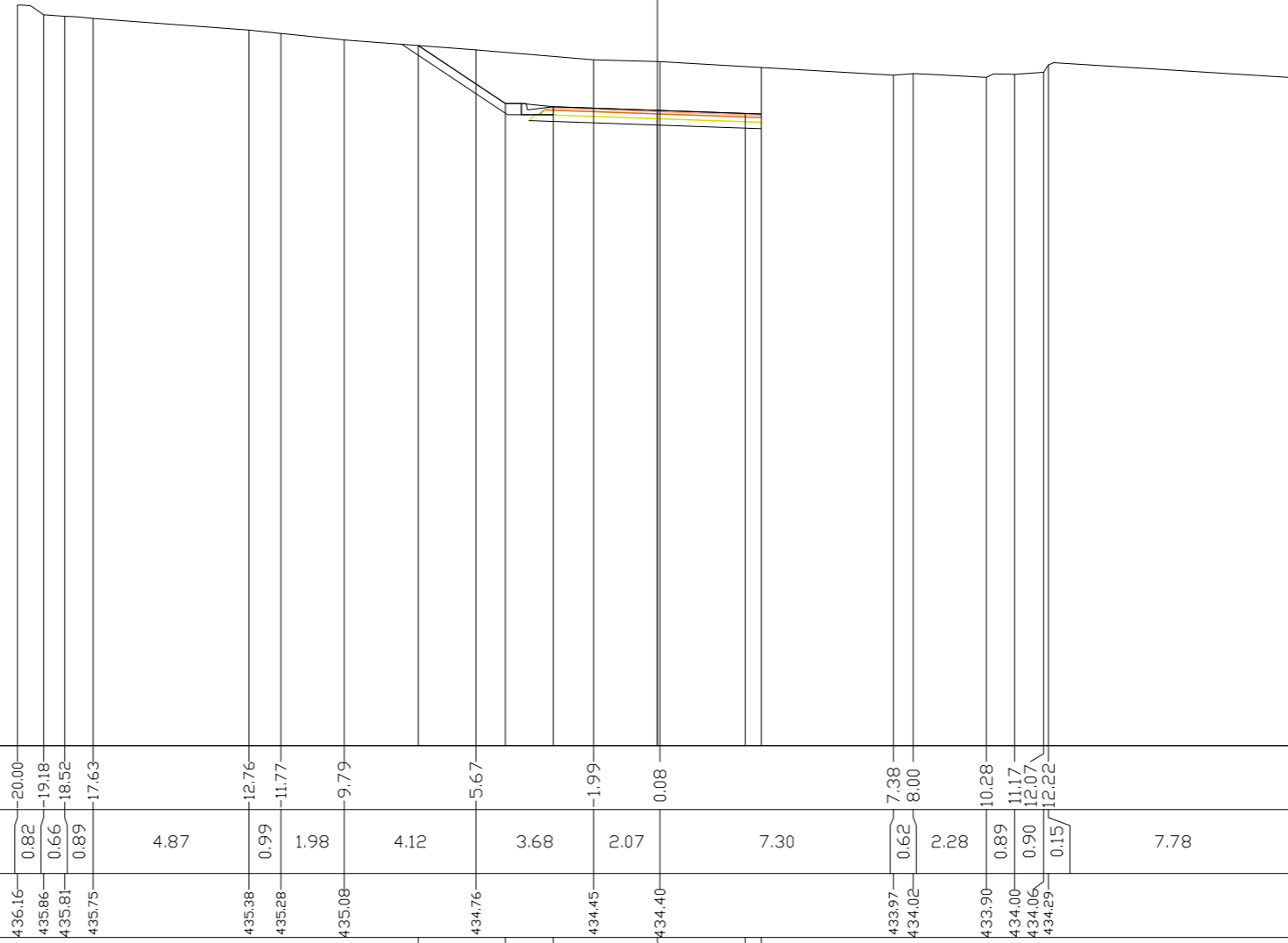
PROFILO asse_c2

SEZIONE 3

PROGRESSIVA 30.00

413

200
200

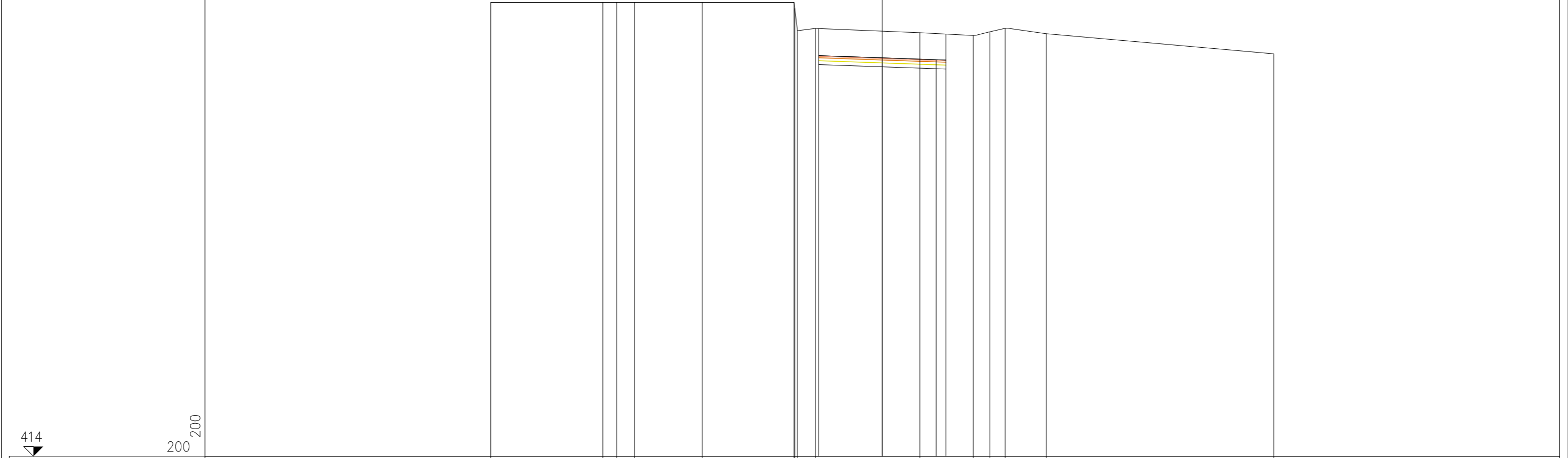


PROGRESSIVE TERREND		20.00		12.76	11.77	9.79		5.67		1.99	0.08		7.38	8.00	10.28	11.17	12.07	12.22		20.00
PARZIALI TERREND		0.82	0.66	0.89	4.87	0.99	1.98	4.12	3.68	2.07	7.30	0.62	2.28	0.89	0.90	0.15				7.78
QUOTE TERREND		436.16	435.86	435.81	435.75	435.38	435.28	435.08	434.76	434.45	434.40	433.97	434.02	433.90	434.00	434.05	434.29		433.89	
PROGRESSIVE PROGETTO								7.47	4.75	3.25	0.00		2.75	3.25						
PARZIALI PROGETTO								2.72	1.50	3.25	2.75		0.50							
QUOTE PROGETTO								434.90	433.09	432.99	432.87	432.78	432.76							

PROFILO asse_c2

SEZIONE 4

PROGRESSIVA 45.00

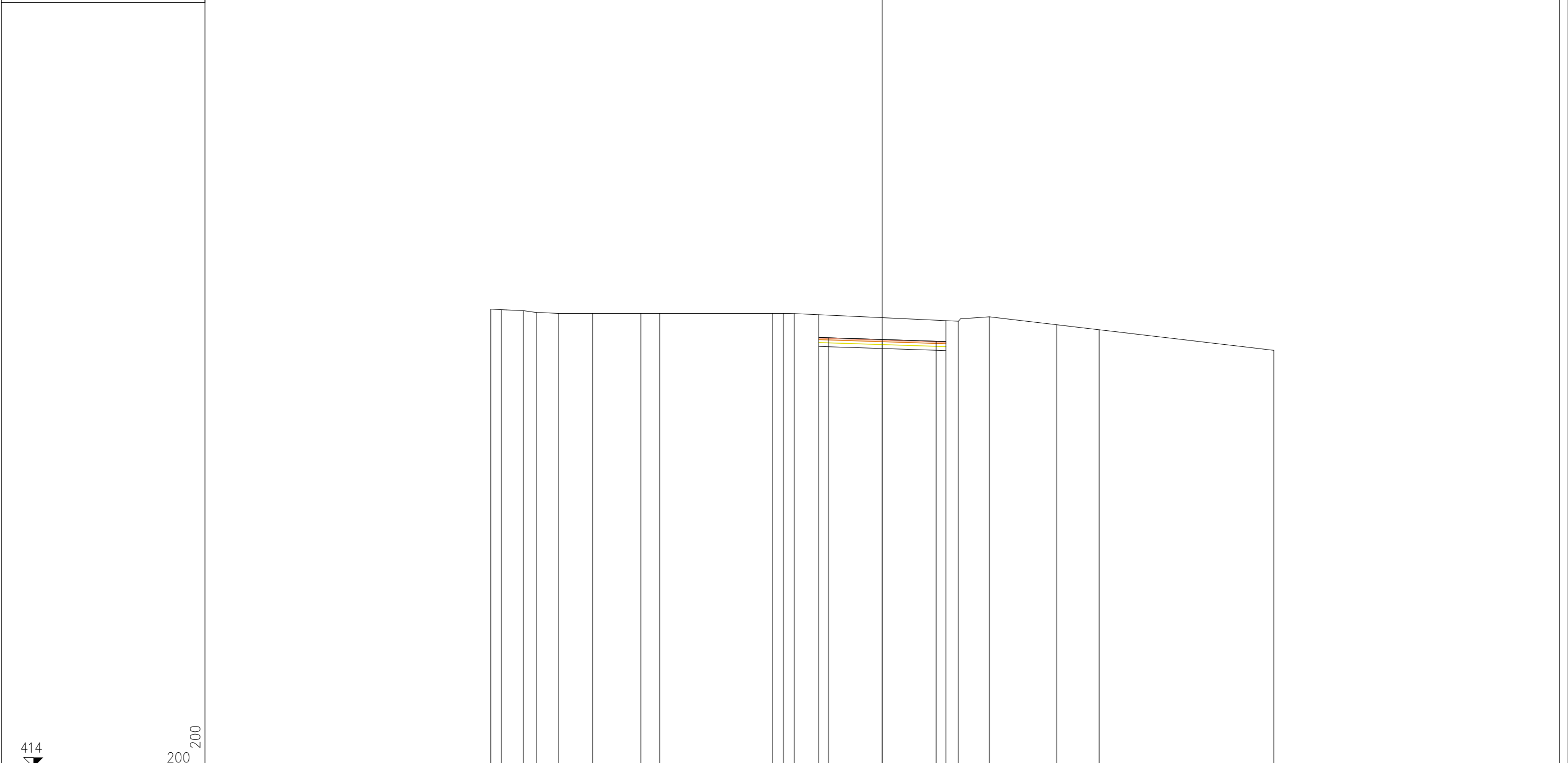


PROGRESSIVE TERRENO	20.00	14.28	13.57	12.65	9.20	4.51	4.47	4.33	3.41	1.92	4.65	5.50	6.28	8.38	20.00
PARZIALI TERRENO	5.72	0.71	0.92	3.45	4.69	0.04	0.14	0.92	5.33	2.73	0.85	0.78	2.10	11.62	
QUOTE TERRENO	437.20	437.20	437.20	437.20	437.20	437.20	436.89	435.76	435.87	435.65	435.51	435.70	435.88	435.60	434.57
PROGRESSIVE PROGETTO						3.25			0.00		2.75	3.25			
PARZIALI PROGETTO						3.25			2.75		0.50				
QUOTE PROGETTO						434.48			434.37		434.27	434.25			

PROFILO asse_c2

SEZIONE 5

PROGRESSIVA 60.00




PROGRESSIVE TERRENO	20.00	19.46	18.33	17.67	16.55	14.80	12.34	11.37	5.61	5.04	4.49	3.89	5.47	8.91	11.08	20.00
PARZIALI TERRENO	0.54	0.88	0.66	1.12	1.75	2.46	0.97	5.76	0.57	0.55	8.38	1.58	3.44	2.17	8.92	
QUOTE TERRENO	437.42	437.39	437.34	437.25	437.20	437.20	437.20	437.20	437.20	437.20	437.19	436.80	437.03	436.62	436.37	435.31
PROGRESSIVE PROGETTO									3.25	2.75	0.00	2.75	3.25			
PARZIALI PROGETTO									0.50	2.75	2.75	0.50				
QUOTE PROGETTO									435.97	435.96	435.87	435.78	435.76			

PROFILO asse_c2


SEZIONE 6

PROGRESSIVA 75.00



PROGRESSIVE TERRENO	20.00	11.65	9.46	7.46	4.68	0.42	1.69	2.22	12.34	13.39
PARZIALI TERRENO	8.35	2.19	2.00	2.78	5.10	1.27	0.53	10.12	1.05	
QUOTE TERRENO	437.80	437.20	437.20	437.20	437.20	437.76	437.92	438.00	435.27	435.10
PROGRESSIVE PROGETTO					5.19	0.00	2.75	4.25		
PARZIALI PROGETTO					0.44	2.75	2.75	1.50	0.50	0.18
QUOTE PROGETTO					437.20	437.37	437.30	437.38	437.38	437.26

PROFILO asse_c2
 SEZIONE 7
 PROGRESSIVA 84.49



PROGRESSIVE TERRENO		20.00		10.84		7.92		5.21		3.57		1.26		4.46	
PARZIALI TERRENO			9.16		2.92		2.71		1.64		2.31		5.72		
QUOTE TERRENO		437.37		438.19		437.98		437.98		438.04		438.16		438.07	
PROGRESSIVE PROGETTO										3.25		0.00		2.75	3.25
PARZIALI PROGETTO											3.25		2.75	0.50	
QUOTE PROGETTO										438.08		438.16		438.09	438.08