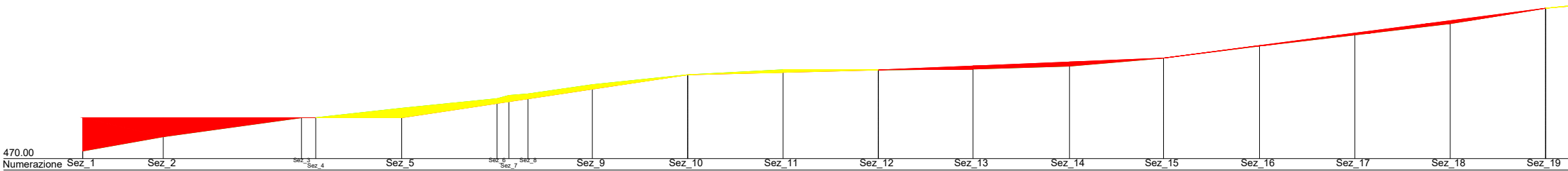

Numerazione	Quote terreno	Progressive	Quote prg. liv.	Quote rosse	Quote progetto
Sez_1	471.60	0.00	478.60	7.00	478.60
Sez_2	474.60	16.90	478.60	4.00	
Sez_3	478.60	45.90	478.60	0.00	
Sez_4	478.60	48.88	478.60	0.00	
Sez_5	480.60	66.92	478.60	-2.00	478.60
Sez_6	482.60	86.92	481.61	-0.99	
Sez_7	483.28	89.40	481.98	-1.30	
Sez_8	483.60	93.40	482.58	-1.02	
Sez_9	485.54	106.90	484.61	-0.93	
Sez_10	487.62	126.90	487.62	0.00	487.62
Sez_11	488.67	146.90	488.13	-0.55	
Sez_12	488.63	166.90	488.63	0.00	488.63
Sez_13	488.82	186.75	489.46	0.64	
Sez_14	489.44	206.99	490.30	0.86	
Sez_15	491.13	226.72	491.13	0.00	491.13
Sez_16	493.66	246.85	493.76	0.09	
Sez_17	495.99	266.85	496.37	0.38	
Sez_18	498.37	286.85	498.98	0.62	
Sez_19	501.60	306.85	501.60	0.00	501.60

Parziali	Dislivelli	Pendenze
16.90	3.00	17.8 %
29.00	4.00	13.8 %
2.98	0.00	0.0 %
18.05	2.00	11.1 %
20.00	2.00	10.0 %
2.48	0.68	27.5 %
4.00	0.32	8.0 %
13.50	1.94	14.4 %
20.00	2.08	10.4 %
20.00	1.05	5.3 %
20.00	-0.04	-0.2 %
19.84	0.18	0.9 %
20.25	0.62	3.1 %
19.73	1.69	8.6 %
20.14	2.54	12.6 %
20.00	2.33	11.7 %
20.00	2.37	11.9 %
20.00	3.23	16.2 %

Planimetria											
19.40	74.00	69.48	6.45	7.20	6.80	6.80	10.99	12.19	10.59	9.19	72.95

Progressive	Parziali	Parziali	Pendenze	Aree
0.00				
	66.92	0.00	0.0 %	
66.92				
	59.98	9.02	15.0 %	
126.90				
	40.00	1.01	2.5 %	
166.90				
	59.81	2.49	4.2 %	
226.72				
	80.14	10.47	13.1 %	
306.85				

Profilo WTG_8 Palazzo SG

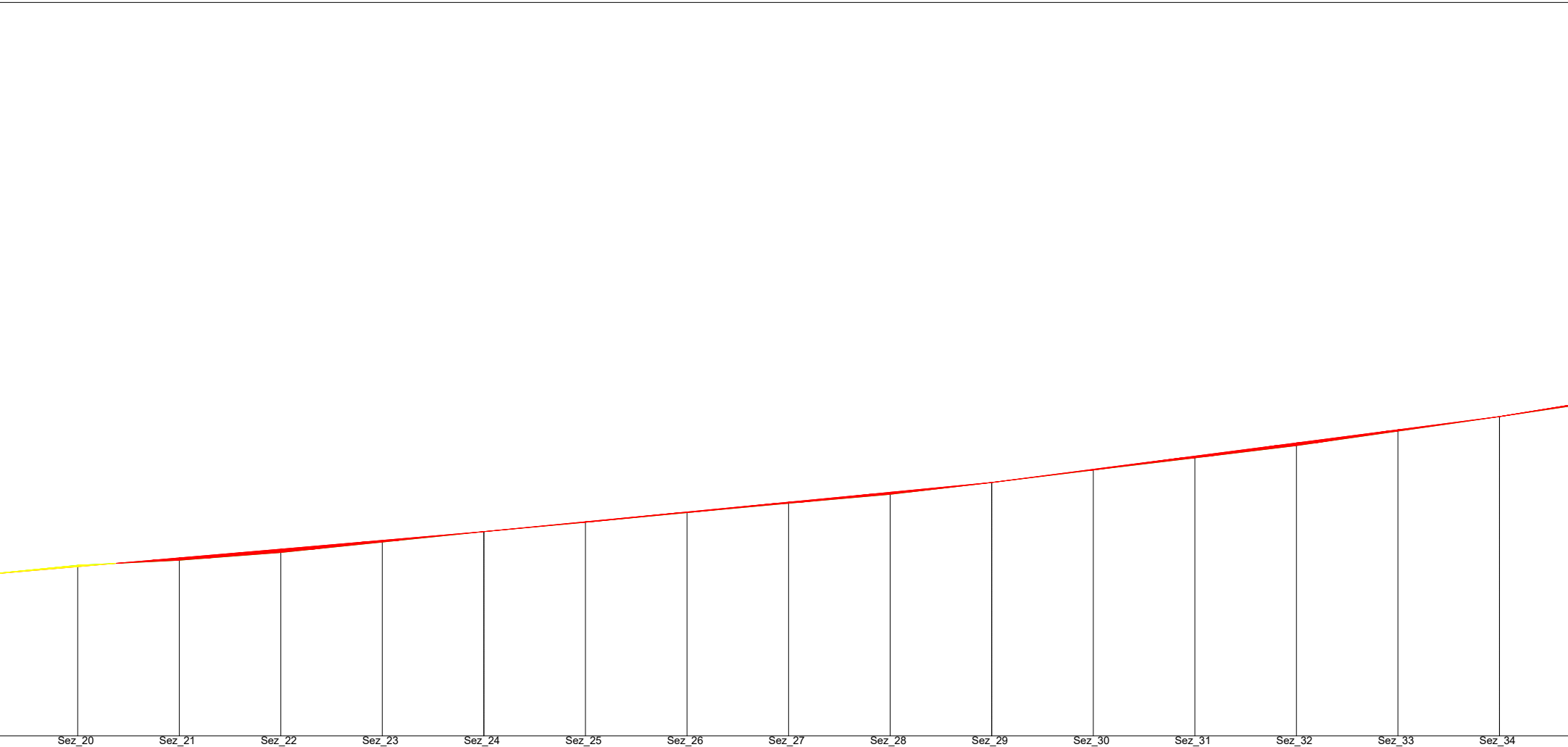

		20.00		2.00	10.0 %	104.14					100.00	8.63	8.6 %
Sez_20	503.60		326.85					503.32	-0.27				
		20.00		1.00	5.0 %				0.00				
Sez_21	504.60		346.85					505.05	0.45				
		20.00		1.52	7.6 %								
Sez_22	506.12		366.85					506.78	0.66				
		20.00		2.05	10.3 %								
Sez_23	508.17		386.85					508.50	0.33				
		20.00		2.05	10.3 %								
Sez_24	510.23		406.85				510.23	510.23	0.00	406.85			
		20.00		1.83	9.2 %	118.21					100.00	9.66	9.7 %
Sez_25	512.06		426.85					512.16	0.10				
		20.00		1.91	9.6 %								
Sez_26	513.97		446.85					514.09	0.12				
		20.00		1.84	9.2 %								
Sez_27	515.81		466.85					516.03	0.21				
		20.00		1.76	8.8 %								
Sez_28	517.57		486.85					517.96	0.39				
		20.00		2.32	11.6 %								
Sez_29	519.89		506.85				519.89	519.89	0.00	506.85			
		20.00		2.46	12.3 %						100.00	12.97	13.0 %
Sez_30	522.36		526.85					522.49	0.13				
		20.00		2.39	11.9 %	103.15							
Sez_31	524.74		546.85					525.08	0.34				
		20.00		2.41	12.0 %								
Sez_32	527.15		566.85					527.68	0.53				
		20.00		2.85	14.3 %								
Sez_33	530.01		586.85					530.27	0.27				
		20.00		2.86	14.3 %								
Sez_34	532.87		606.85				532.87	532.87	0.00	606.85			
		20.00		2.97	14.8 %								

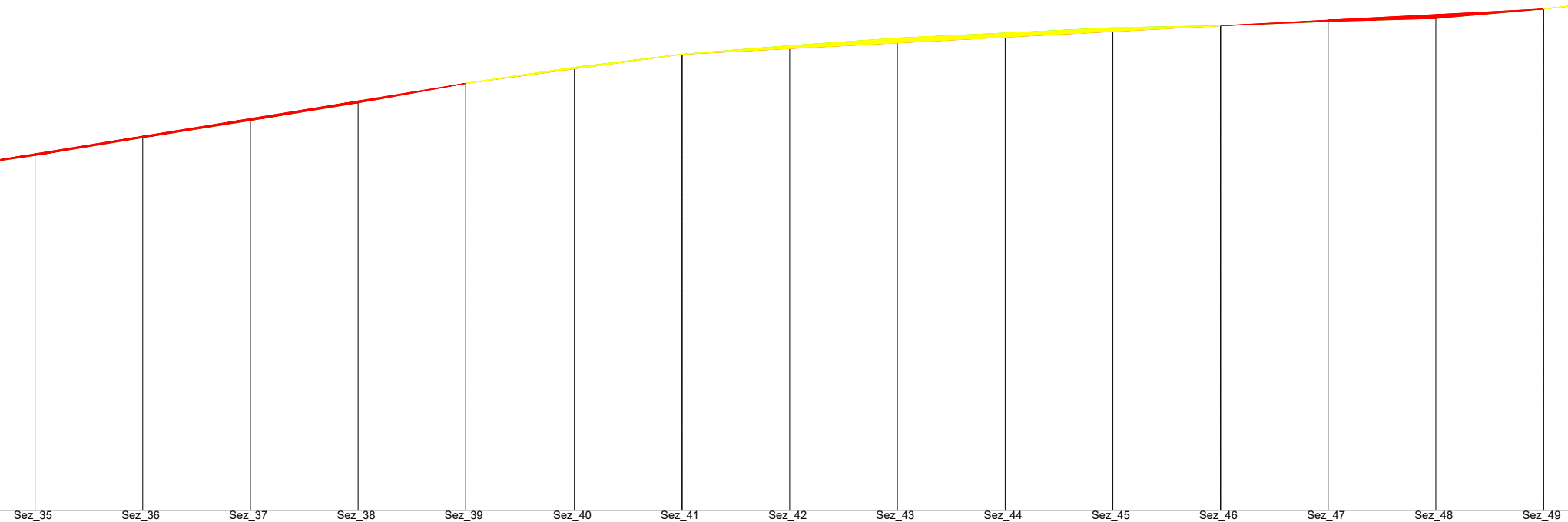

Sez_35	Sez_36	Sez_37	Sez_38	Sez_39	Sez_40	Sez_41	Sez_42	Sez_43	Sez_44	Sez_45	Sez_46	Sez_47	Sez_48	Sez_49
535.83	539.12	542.31	545.60	549.20	552.18	554.60	556.20	557.60	558.53	559.52	559.90	560.70	561.24	563.01
20.00	20.00	20.00	20.00	20.17	19.99	19.99	20.00	20.01	20.00	20.00	20.00	20.00	20.00	
626.85	646.85	666.85	686.85	706.85	727.03	747.02	767.01	787.02	807.03	827.03	847.03	867.03	887.03	907.03
3.29	3.19	3.28	3.61	2.97	2.42	1.60	1.40	0.94	0.99	0.38	0.80	0.54	1.77	
16.5 %	15.9 %	16.4 %	18.0 %	14.7 %	12.1 %	8.0 %	7.0 %	4.7 %	4.9 %	1.9 %	4.0 %	2.7 %	8.8 %	
				549.20		554.60					559.90			563.01
536.13	539.40	542.67	545.94	549.20	551.91	554.60	555.66	556.72	557.78	558.84	559.90	560.94	561.97	563.01
0.30	0.28	0.35	0.34	0.00	-0.27	0.00	-0.54	-0.88	-0.75	-0.68	0.00	0.24	0.73	0.00
				706.85		747.02					847.03			907.03
100.00				40.17		100.01					60.00			
16.34				5.39		5.31					3.11			
16.3 %				13.4 %		5.3 %					5.2 %			

82.12 | 6.29 | 9.80 | 10.80 | 10.40 | 7.20 | 14.79 | 10.86 | 12.60 | 15.80 | 24.60 | 16.60 | 22.00 | 19.00 | 14.80

Area sterro = 518.36 | Area riporto = 388.96

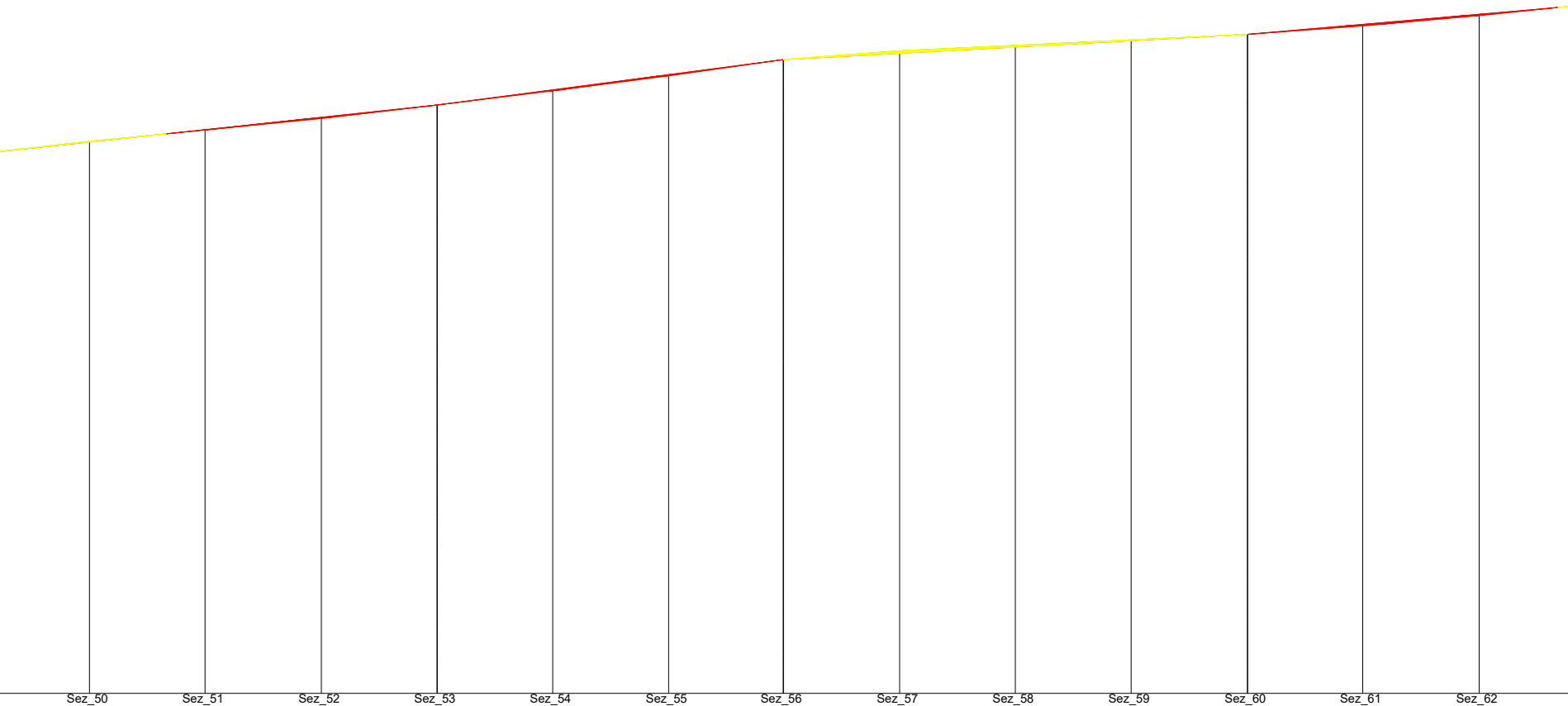

	Sez_50		Sez_51		Sez_52		Sez_53		Sez_54		Sez_55		Sez_56		Sez_57		Sez_58		Sez_59		Sez_60		Sez_61		Sez_62	
	565.25		567.20		569.19		571.51		573.97		576.55		579.35		580.88		581.80		582.75		583.70		585.16		586.95	
20.00		19.96		20.09		19.99		19.97		20.03		19.82		20.07		20.00		20.00		20.10		19.90		20.10		19.99
	927.03		946.99		967.08		987.07		1007.03		1027.06		1046.88		1066.95		1086.95		1106.95		1127.05		1146.95		1167.05	
2.24		1.95		1.99		2.32		2.46		2.58		2.79		1.54		0.92		0.95		0.95		1.46		1.78		2.06
11.2 %		9.8 %		9.9 %		11.6 %		12.3 %		12.9 %		14.1 %		7.6 %		4.6 %		4.7 %		4.7 %		7.3 %		8.9 %		10.3 %

13.20	17.20	17.80	15.20	10.20	9.40	9.40	13.40	15.80	7.62	14.60	18.40	20.00	19.00	12.80	18.60	17.40	

	Sez_50		Sez_51		Sez_52		Sez_53		Sez_54		Sez_55		Sez_56		Sez_57		Sez_58		Sez_59		Sez_60		Sez_61		Sez_62	
							571.51						579.35								583.70					
	565.13		567.25		569.39		571.51		574.13		576.75		579.35		580.44		581.52		582.61		583.70		585.42		587.17	
	-0.11	0.00	0.06		0.20		0.00		0.16		0.20		0.00		-0.45		-0.28		-0.14		0.00		0.26		0.22	0.00
							987.07						1046.88								1127.05					

80.04	59.81	80.17	79.98
8.50	7.83	4.35	6.93
10.6 %	13.1 %	5.4 %	8.7 %

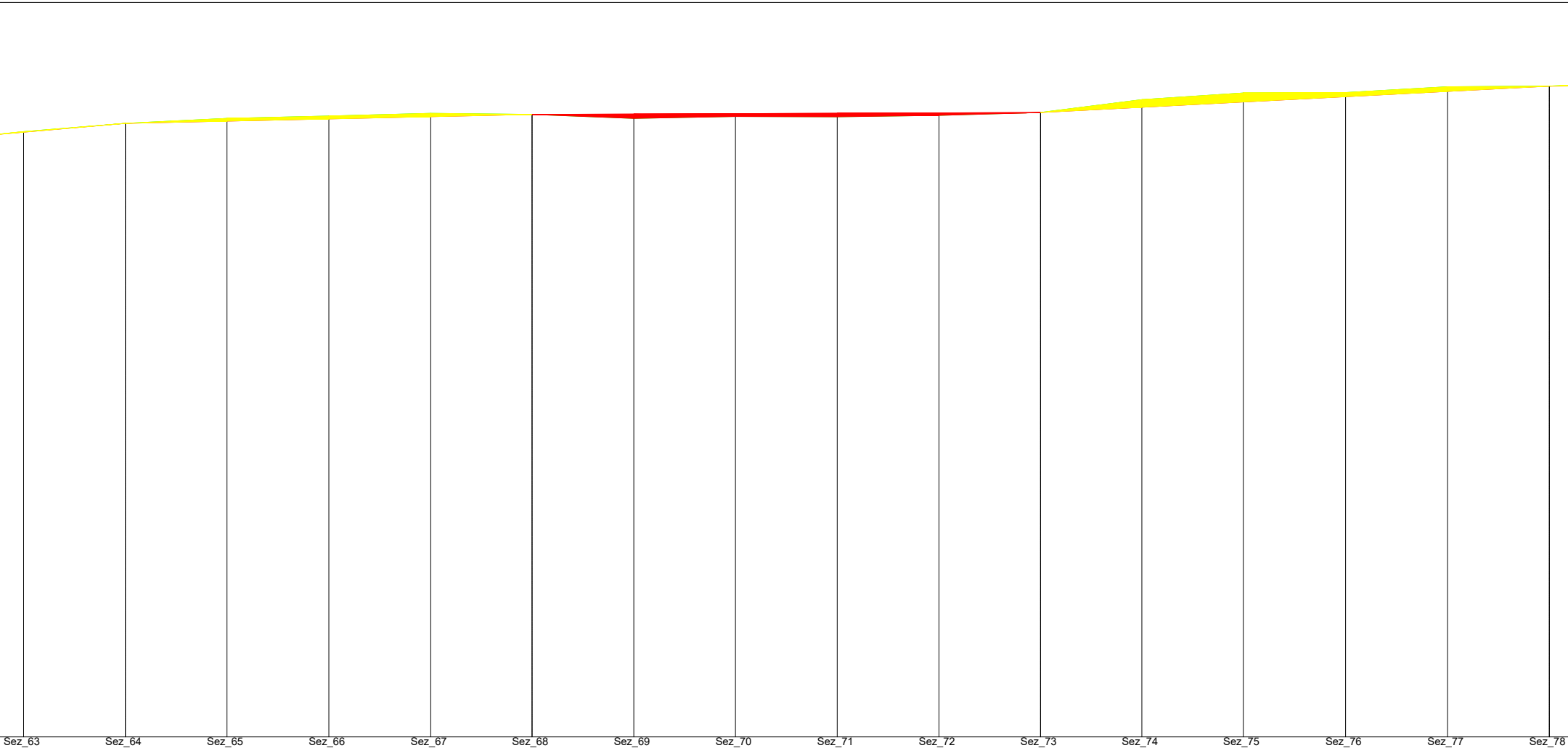

Sez_63	589.00	1187.03		588.90	-0.10	
Sez_64	590.63	1207.03	590.63	590.63	0.00	1207.03
Sez_65	591.60	1227.02		591.07	-0.53	
Sez_66	592.08	1247.03		591.51	-0.57	
Sez_67	592.60	1267.06		591.94	-0.65	
Sez_68	592.38	1286.98	592.38	592.38	0.00	1286.98
Sez_69	591.60	1306.98		592.45	0.86	
Sez_70	591.97	1326.97		592.53	0.56	
Sez_71	591.93	1346.98		592.61	0.68	
Sez_72	592.20	1366.96		592.69	0.49	
Sez_73	592.77	1386.93	592.77	592.77	0.00	1386.93
Sez_74	595.28	1406.85		593.80	-1.48	
Sez_75	596.60	1426.79		594.83	-1.76	
Sez_76	596.69	1446.89		595.88	-0.81	
Sez_77	597.82	1466.95		596.92	-0.90	
Sez_78	597.96	1486.94	597.96	597.96	0.00	1486.94

Sez_63 – Sez_64	20.00	1.63	8.2 %
Sez_64 – Sez_65	19.98	0.96	4.8 %
Sez_65 – Sez_66	20.02	0.48	2.4 %
Sez_66 – Sez_67	20.03	0.52	2.6 %
Sez_67 – Sez_68	19.92	-0.22	-1.1 %
Sez_68 – Sez_69	20.00	-0.78	-3.9 %
Sez_69 – Sez_70	19.98	0.38	1.9 %
Sez_70 – Sez_71	20.01	-0.04	-0.2 %
Sez_71 – Sez_72	19.98	0.27	1.3 %
Sez_72 – Sez_73	19.97	0.57	2.8 %
Sez_73 – Sez_74	19.92	2.51	12.6 %
Sez_74 – Sez_75	19.94	1.32	6.6 %
Sez_75 – Sez_76	20.10	0.09	0.4 %
Sez_76 – Sez_77	20.06	1.13	5.6 %
Sez_77 – Sez_78	19.99	0.14	0.7 %

61.60 | 39.09 | 12.99 | 9.80 | 10.20 | 8.61 | 13.60 | 17.19 | 11.74 | 13.56 | 36.10 | 9.80 | 11.20 | 9.40 | 10.28 | 9.00 | 12.00 | 7.00 | 14.39 | 13.40

1207.03 – 1286.98	79.95	1.74	2.2 %
1286.98 – 1386.93	99.95	0.39	0.4 %
1386.93 – 1486.94	100.00	5.19	5.2 %

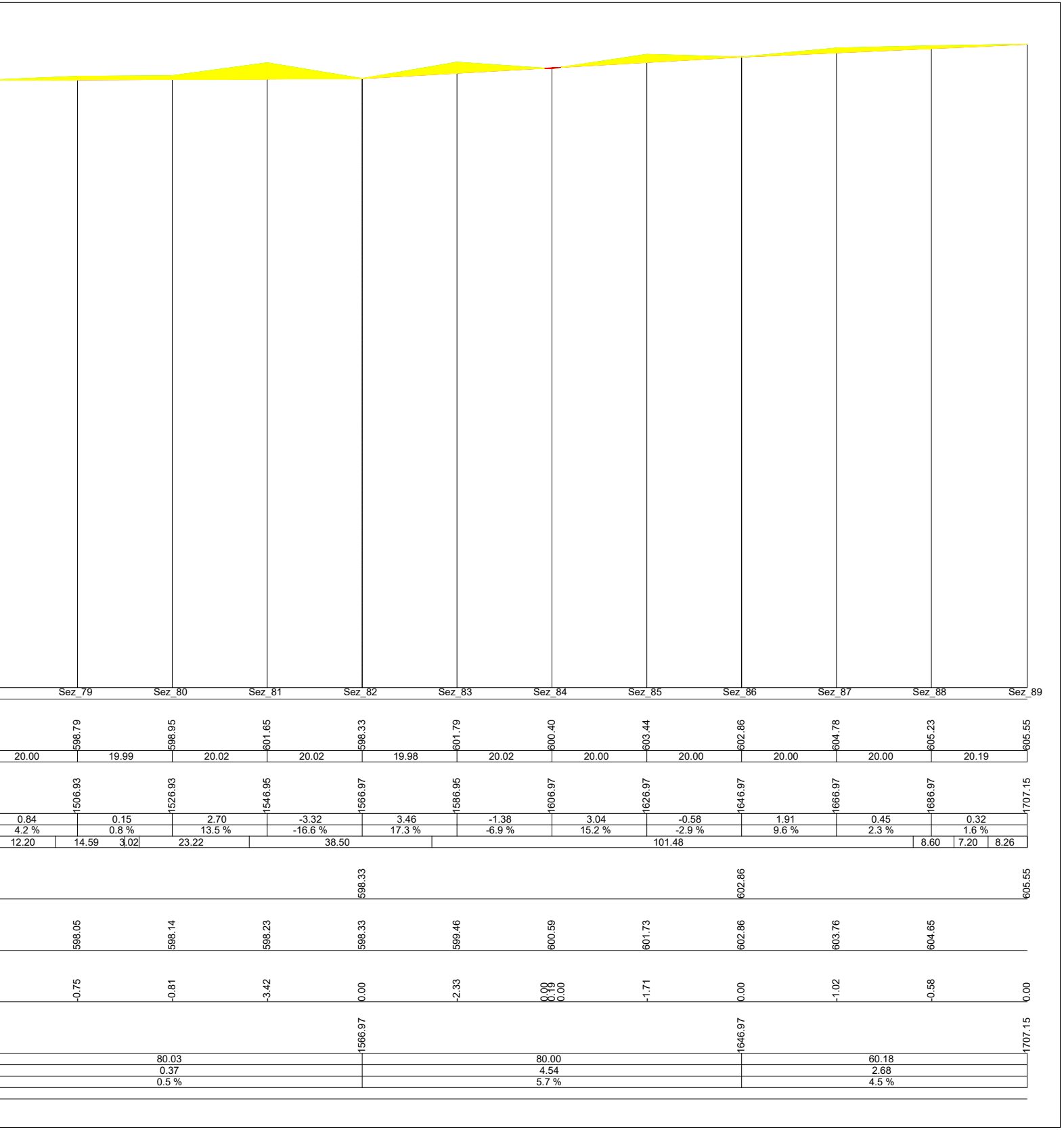
Sez_79
Sez_80
Sez_81
Sez_82
Sez_83
Sez_84
Sez_85
Sez_86
Sez_87
Sez_88
Sez_89
598.79 598.95 601.65 598.33 601.79 600.40 603.44 602.86 604.78 605.23 605.55
20.00 19.99 20.02 20.02 19.98 20.02 20.00 20.00 20.00 20.00 20.19
1506.93 1526.93 1546.95 1566.97 1586.95 1606.97 1626.97 1646.97 1666.97 1686.97 1707.15
0.84 0.15 2.70 -3.32 3.46 -1.38 3.04 -0.58 1.91 0.45 0.32
4.2 % 0.8 % 13.5 % -16.6 % 17.3 % -6.9 % 15.2 % -2.9 % 9.6 % 2.3 % 1.6 %
12.20 14.59 3.02 23.22 38.50 101.48 8.60 7.20 8.26
598.33 602.86 605.55
598.05 598.14 598.23 598.33 599.46 600.59 601.73 602.86 603.76 604.65
-0.75 -0.81 -3.42 0.00 -2.33 0.00 0.19 0.00 -1.71 0.00 -1.02 -0.58 0.00
1566.97 1646.97 1707.15
80.03 80.00 60.18
0.37 4.54 2.68
0.5 % 5.7 % 4.5 %

REGIONE BASILICATA

COMUNE DI FORENZA (PZ)

COMUNE DI PALAZZO SAN GERVASIO (PZ)

Provincia Potenza

PROGETTO DEFINITIVO RELATIVO ALLA REALIZZAZIONE DI UN IMPIANTO EOLICO COSTITUITO DA 13 AEROGENERATORI E DALLE RELATIVE OPERE DI CONNESSIONE ALLA R.T.N.

PROFILI LONGITUDINALI - WTG 08
SCALA 1:500

ELABORATO
A.16.a.14.8

PROPONENTE:

BLUE STONE
renewable III
P.I. 15304181009
Via Vincenzo Bellini,
22 00198 Roma

PROGETTO E SIA:

ATECH
SOCIETÀ DI INGEGNERIA & SERVIZI PER L'INGEGNERIA

Il DIRETTORE TECNICO
Dott. Ing. Orazio Tricarico

Ingegnere Orazio Tricarico
Sez. A - 4985

CONSULENZA:

0	APRILE 2021	B.B.	A.A. - O.T.	A.A. - O.T.	*Progetto definitivo*
EM./REV.	DATA	REDATTO	VERIFICATO	APPROVATO	DESCRIZIONE