PIANTA Scala 1:100

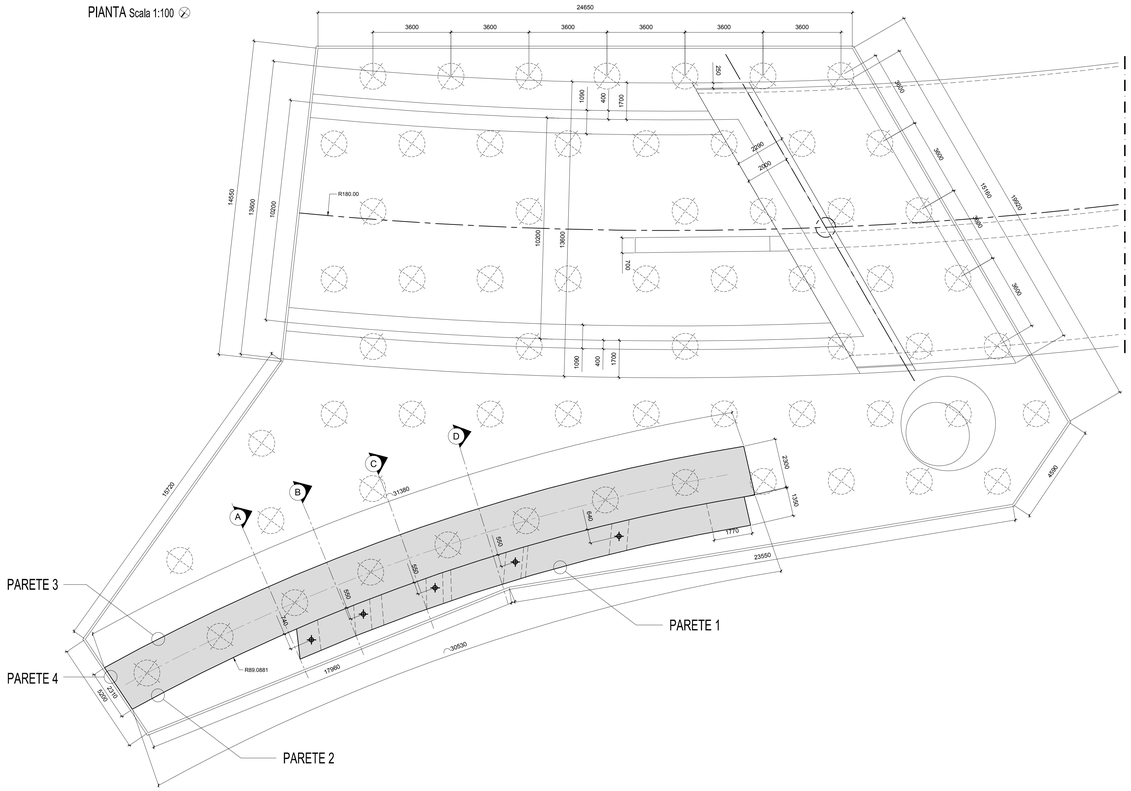

SEZIONE TIPOLOGICA CONNESSIONE STRALLO LATO MURO CON ANCORAGGIO REGOLABILE E ZONA DI TRANSIZIONE
Scala 1:10

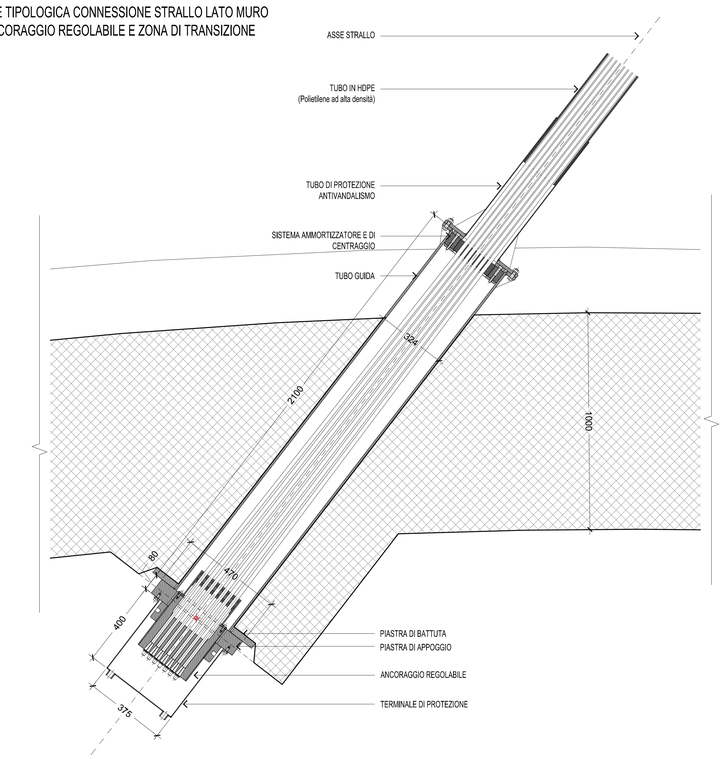

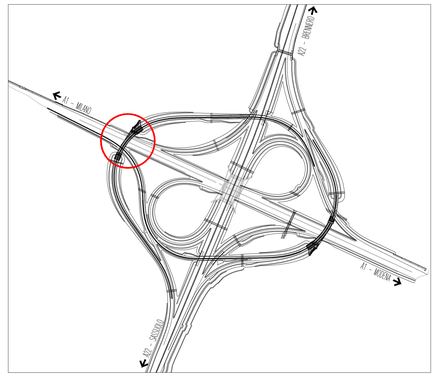

NOTE

- Testo

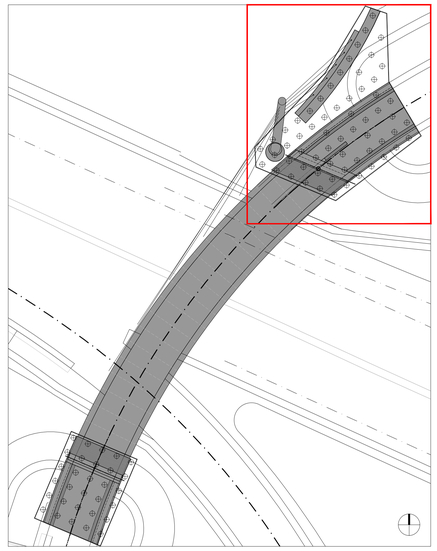

SEZIONE AA Scala 1:100

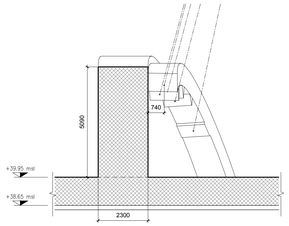

SVILUPPO PARETE 1 Scala 1:100

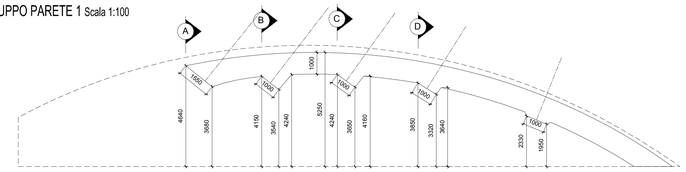

SVILUPPO PARETE 2 Scala 1:100

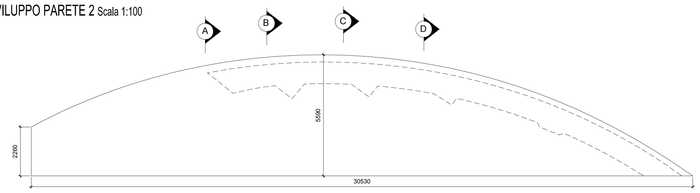

SVILUPPO PARETE 3 Scala 1:100

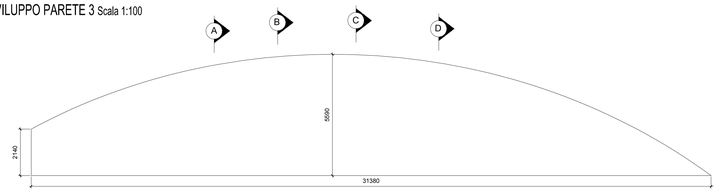

SEZIONE BB Scala 1:100

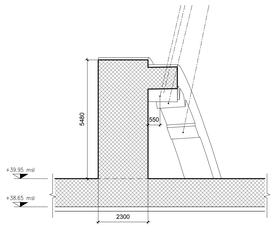

SEZIONE CC Scala 1:100

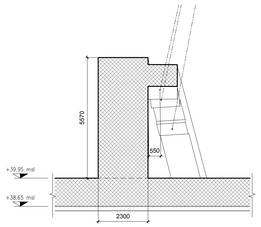

SEZIONE DD Scala 1:100

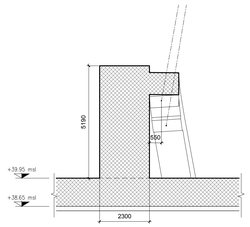

PROSPETTO PARETE 4 Scala 1:100

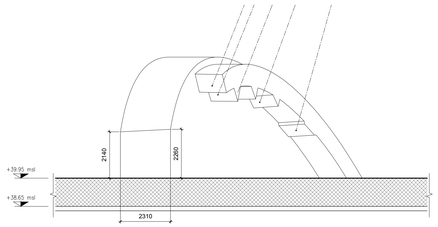

COORDINATE SnA

	X	Y	Z
S1A	645814.947	4947935.454	44.162
S2A	645813.792	4947932.982	43.777
S3A	645811.800	4947930.093	43.861
S4A	645809.588	4947926.908	43.438
S5A	645806.435	4947922.989	42.074

COORDINATE MURO ANCORAGGIO

	X	Y	Z
M.A.1	645821.759	4947942.243	39.950
M.A.2	645819.576	4947942.995	39.950
M.A.3	645804.410	4947916.283	39.950
M.A.4	645802.645	4947917.765	39.950

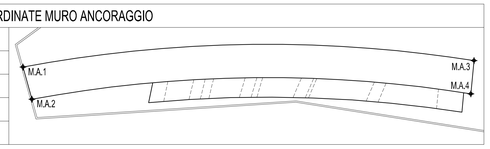

VISTA TRIDIMENSIONALI

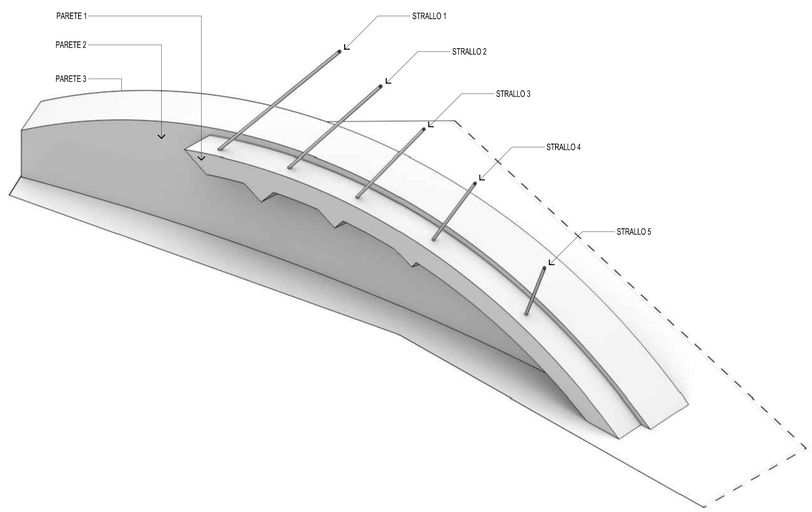

SOCIETA' PER AZIONI AUTOSTRADA DEL BRENNERO – TRENTO

ORDINE DEGLI INGEGNERI DELLA PROV. DI TRENTO
dott.ing. ROBERTO BOSETTI
INSCRIZIONE ALBO N° 1027

IL RESPONSABILE DEL PROCEDIMENTO
dott. ing. Roberto Bosetti

autostrada del brennero

PROGETTO DEFINITIVO PER LA REALIZZAZIONE DELLA TERZA CORSIA NEL TRATTO COMPRESO TRA VERONA NORD (KM 223) E L'INTERSEZIONE CON L'AUTOSTRADA A1 (KM 314)

C — LOTTO 1 - da Campogalliano (km 312+200) al km 313+710

7.2.7.5. — OPERE D'ARTE PRINCIPALI
SOVRAPPASSO PISTA MODENA-SASSUOLO - B02
SPALLE E MURO DI ANCORAGGIO
Carpenteria muro e dettaglio ancoraggio

REVISIONE:	DATA:	DESCRIZIONE:	REDAZIONE:	VERIFICA:	APPROVAZIONE:
0	MAR. 2021	EMISSIONE	D. VESPIER	L. LEARDINI	C. COSTA

DATA PROGETTO: LUGLIO 2009

NUMERO PROGETTO: 31/09

DIREZIONE TECNICA GENERALE

IL DIRETTORE TECNICO GENERALE E PROGETTISTA
ORDINE DEGLI INGEGNERI DELLA PROV. DI BOLZANO
dott. ing. CARLO COSTA
Nr. 891
INGENIEURKAMMER DER PROVINZ BOZEN