

Rev.	Data	Descrizione	Dis.	Contr.	Aprr.
0	30/04/21	EMESSO PER PROCEDURA DI VIA	IAT	SARTEC	SARTEC

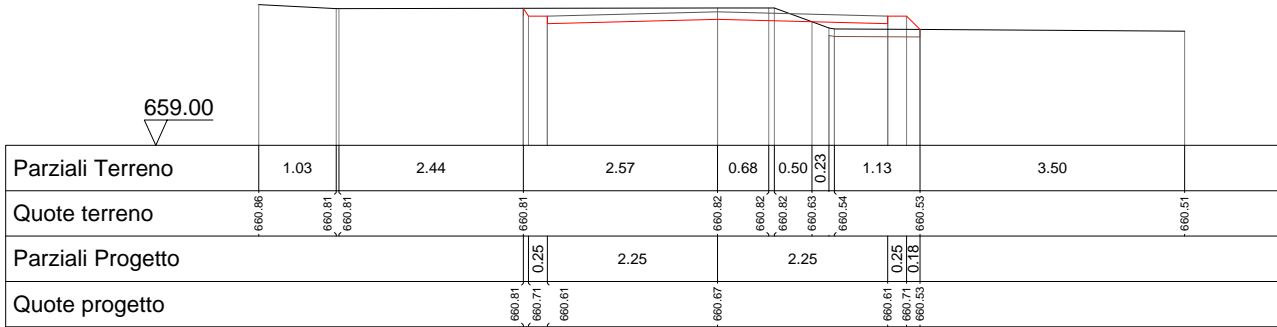
NOME FILE : AM-IAC1.0011_Sezioni trasversali viabilità impianto.dwg		
	PARCO EOLICO ABBILA AMPLIAMENTO DEL PARCO EOLICO DI ULASSAI NEI COMUNI DI ULASSAI E PERDASDEFOGU (NU) PROGETTO DEFINITIVO OPERE CIVILI - Sezioni trasversali rappresentative viabilità di impianto -	
	Disegno eseguito in "Autocad": evitare correzioni a mano.	
	Commessa n° 2021350-ING000 Dis. n° AM-IAC10011 Revisione: 0 Scala: 1:100 Sostituisce il: // Sostituito dal: //	

SEZIONI TRASVERSALI
Profilo longitudinale tratto 1-2
Viabilità di impianto postazione eolica 514

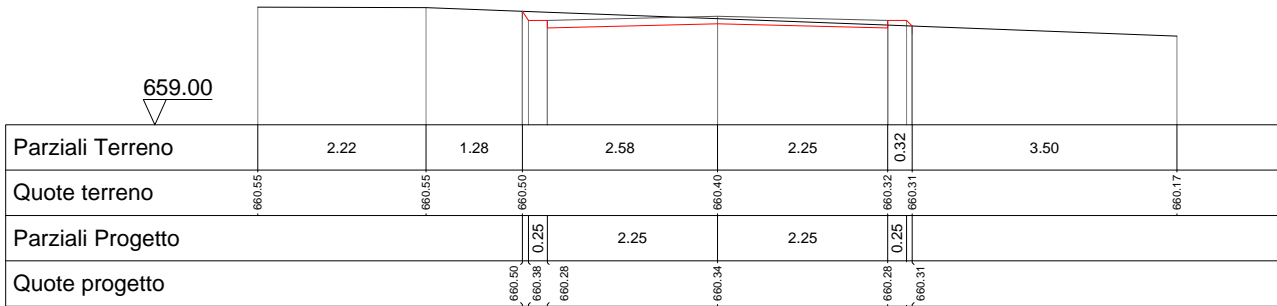
DISEGNI DI RIFERIMENTO

TAVOLA	DESCRIZIONE
AM-IAC10008	Viabilità e piazzole - Planimetria di progetto
AM-IAC10010	Profili longitudinali viabilità di impianto

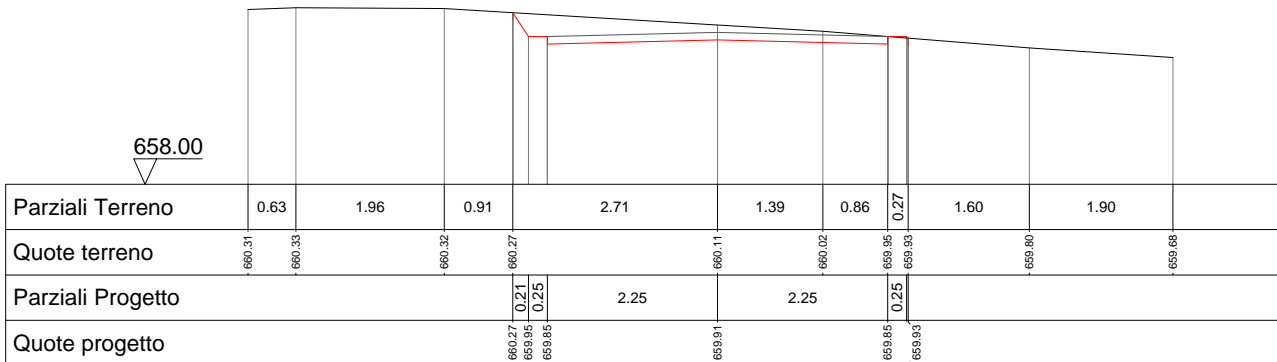
1
0.000



2
20.000

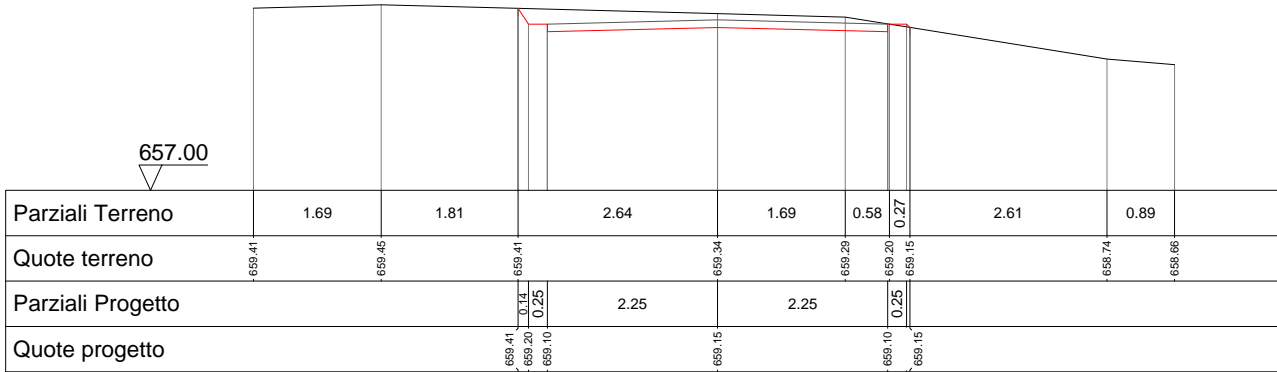


3
40.000



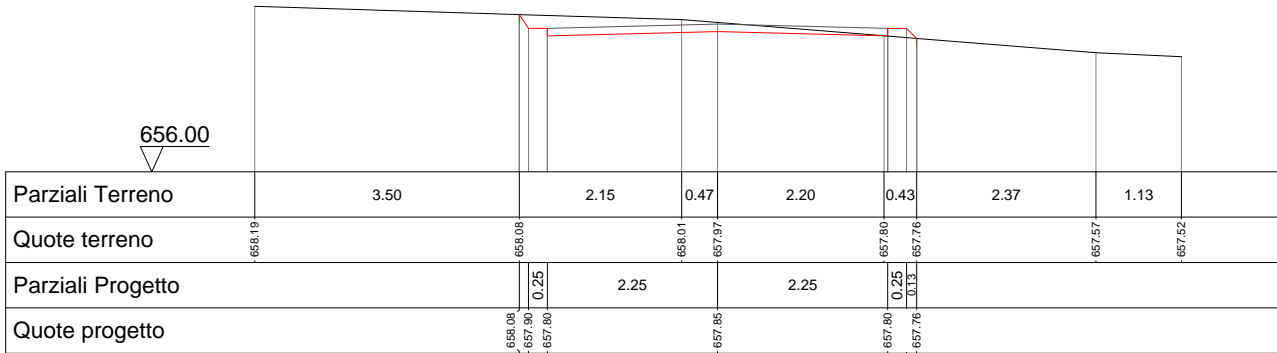
4
60.000

657.00



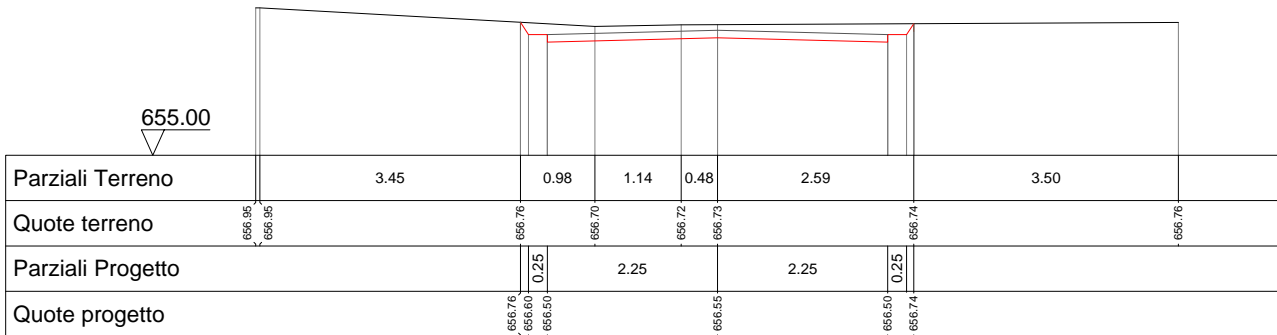
5
80.000

656.00

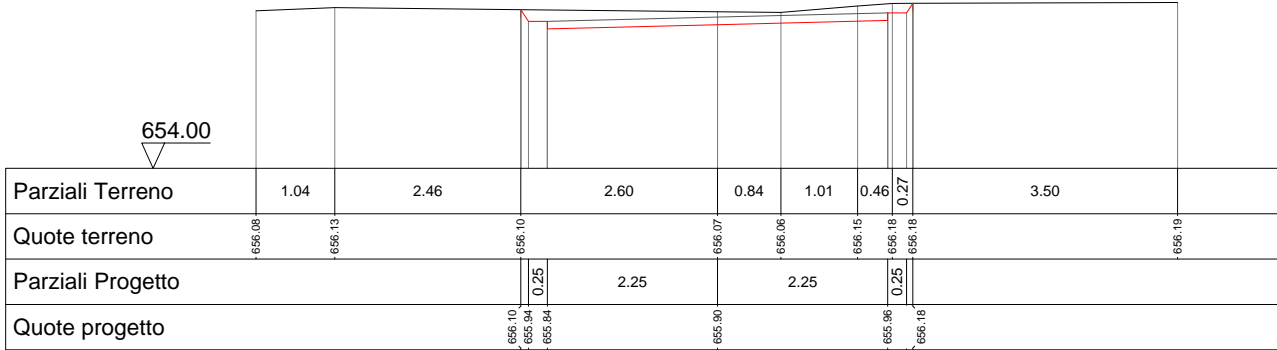


6
100.000

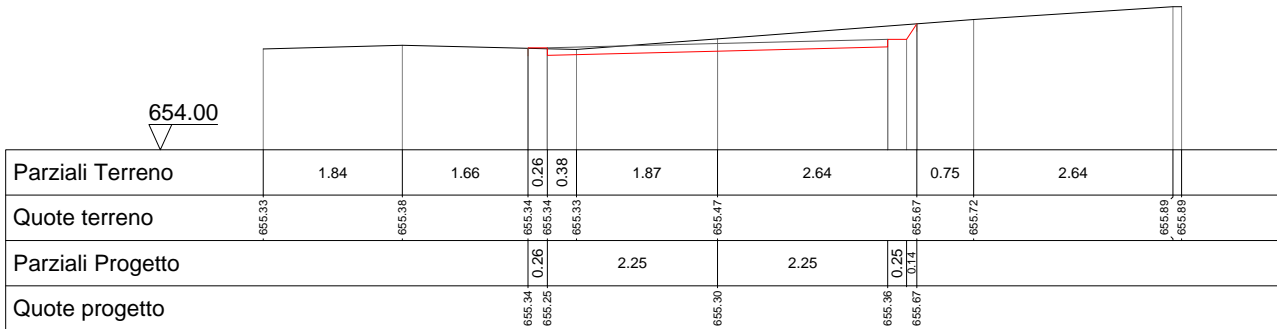
655.00



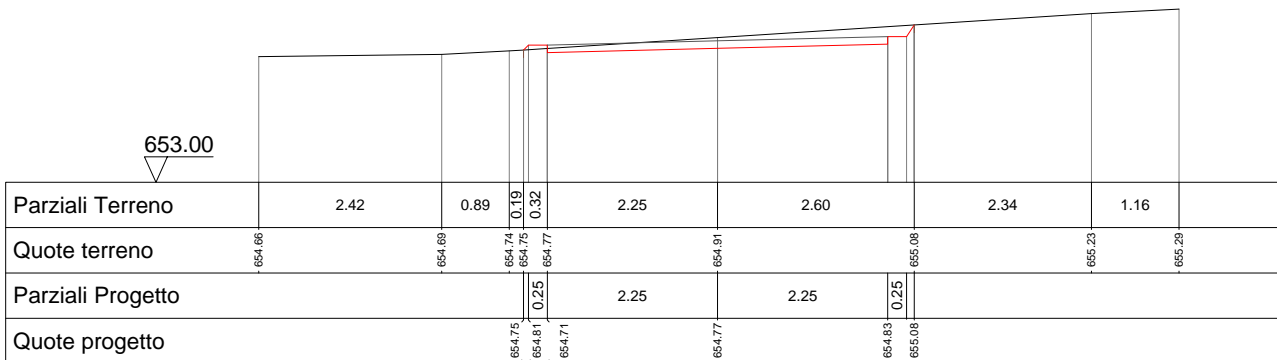
7
110.036



8
120.000

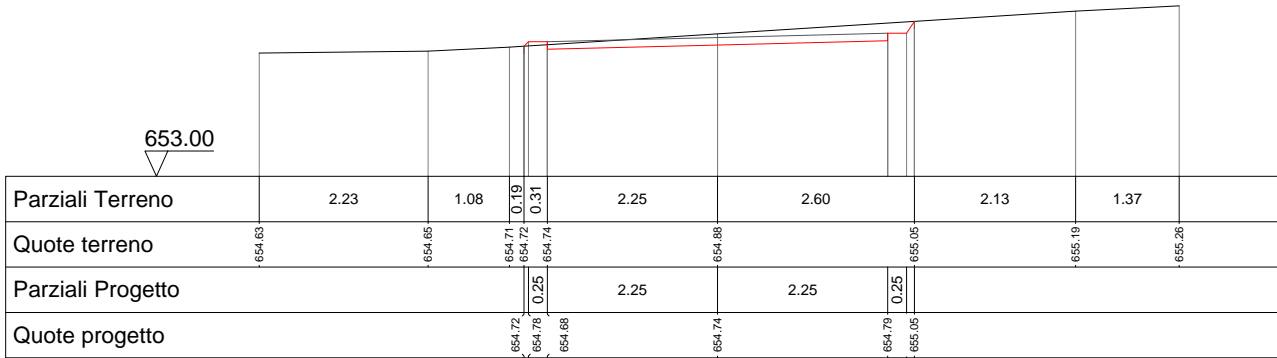


9
129.411



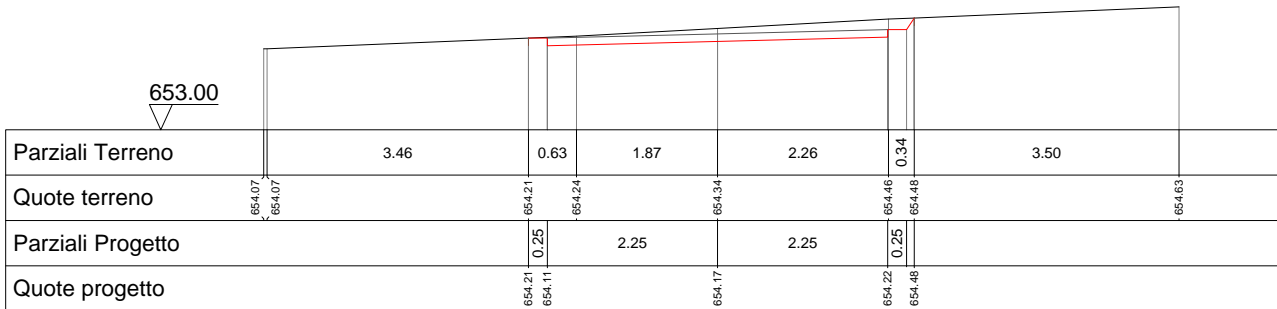
10
130.000

653.00



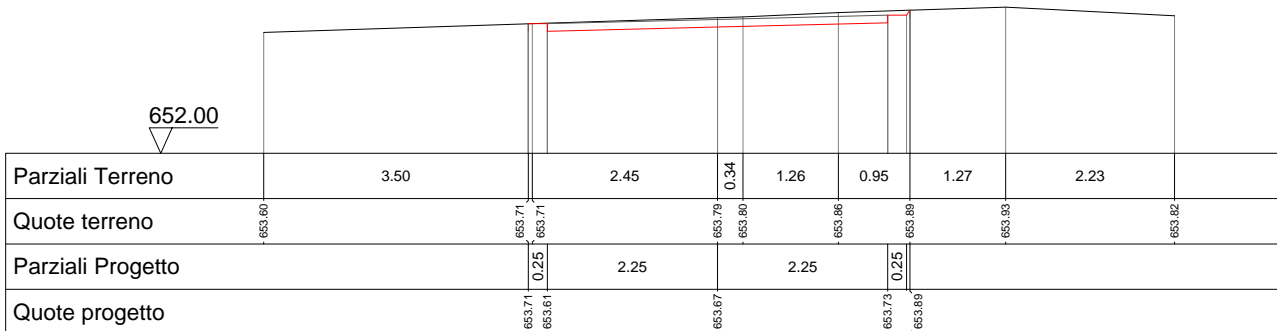
11
140.000

653.00

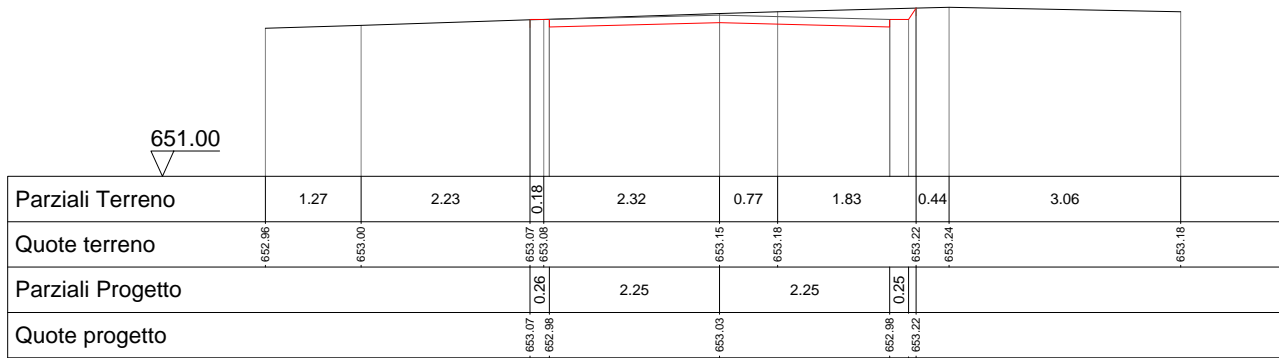


12
148.785

652.00



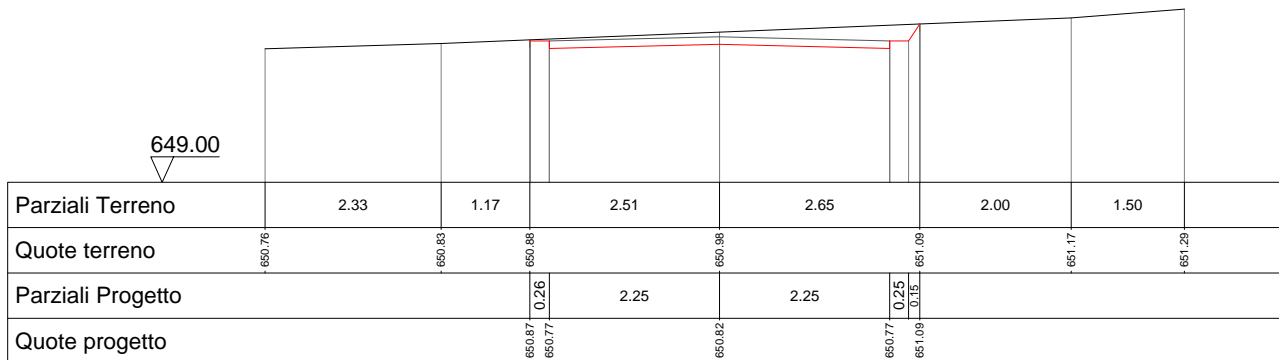
13
160.000



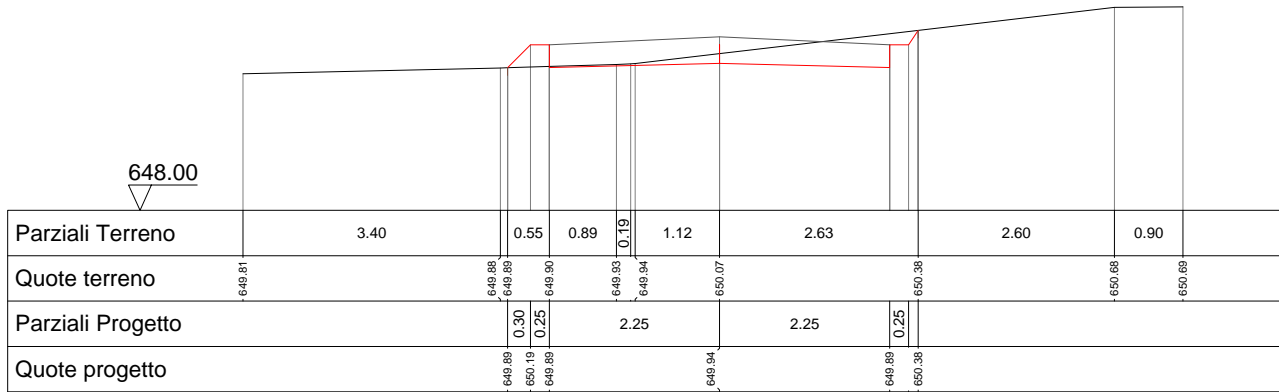
14
180.000



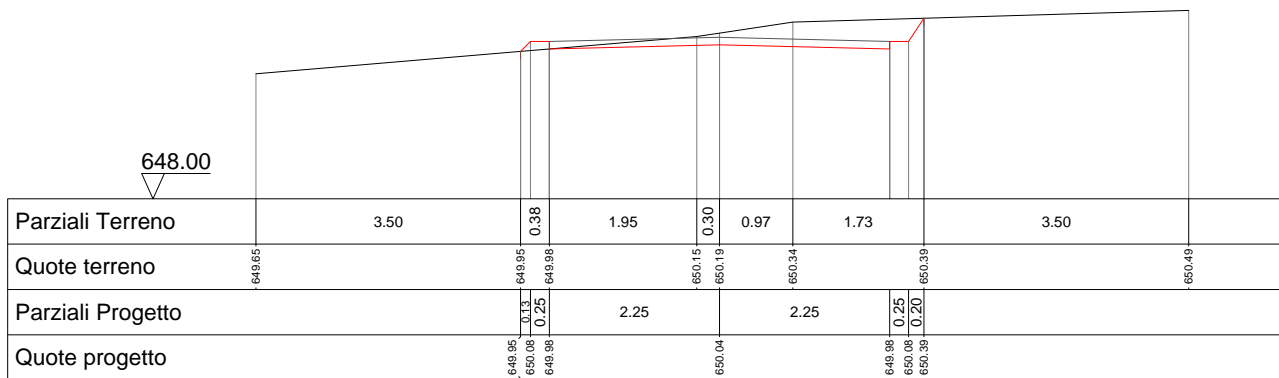
15
200.000



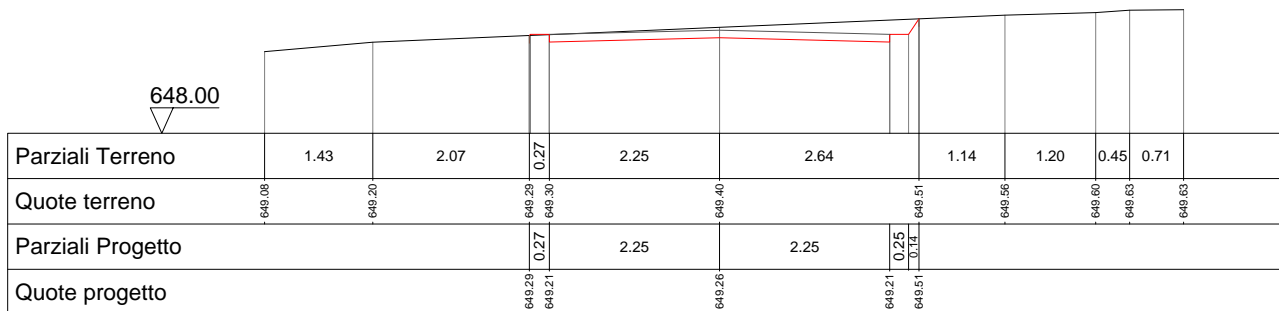
16
220.000



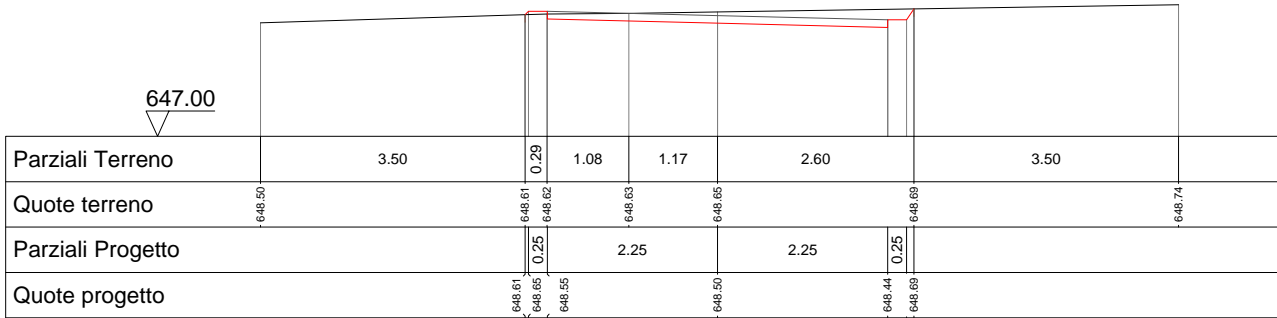
17
240.000



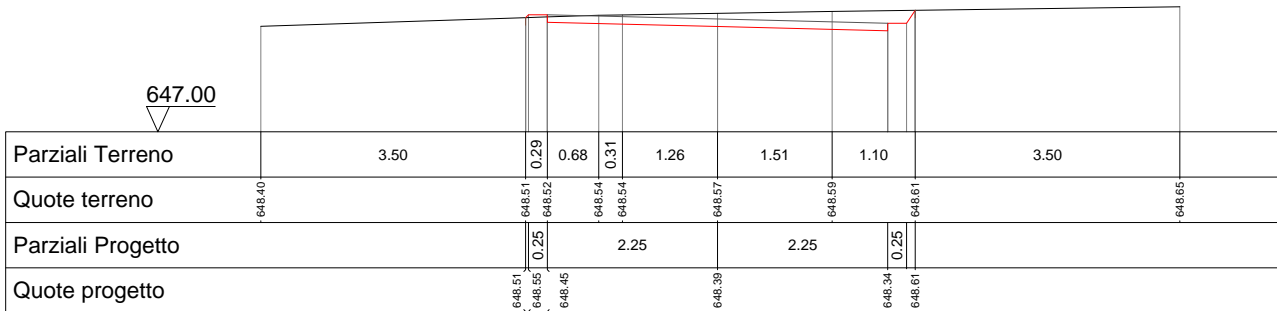
18
260.000



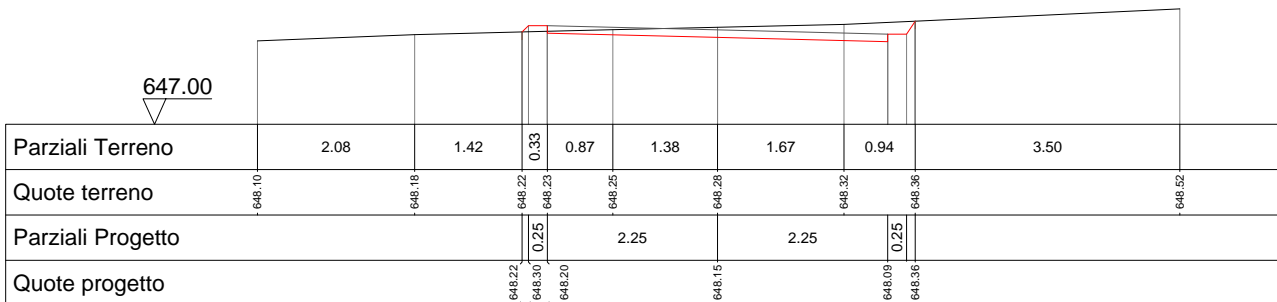
19
275.951



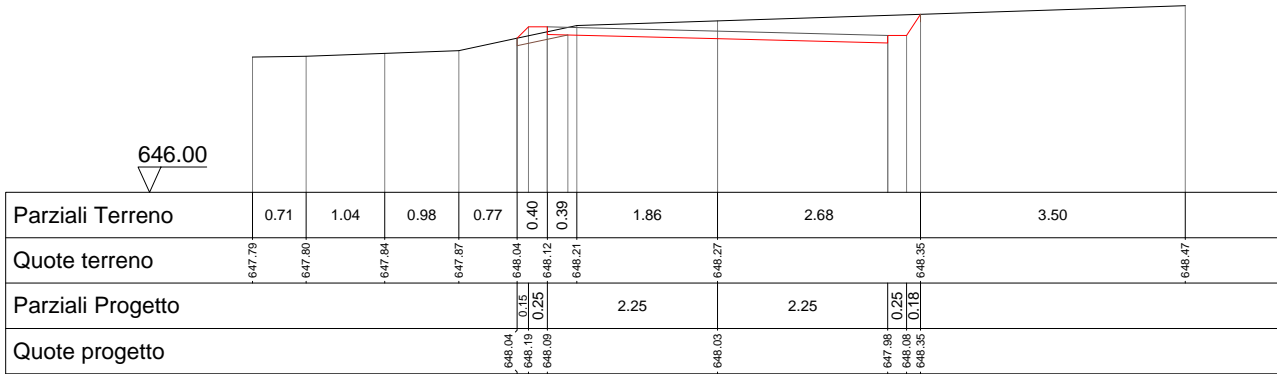
20
280.000



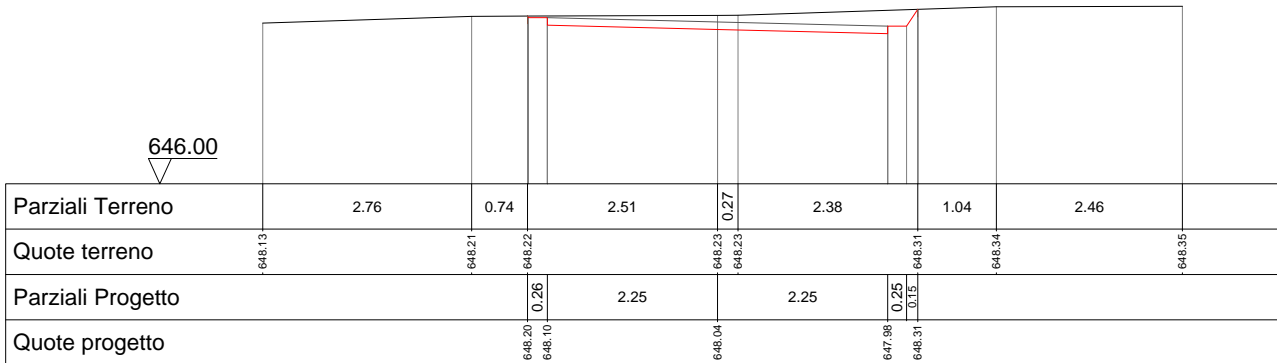
21
290.000



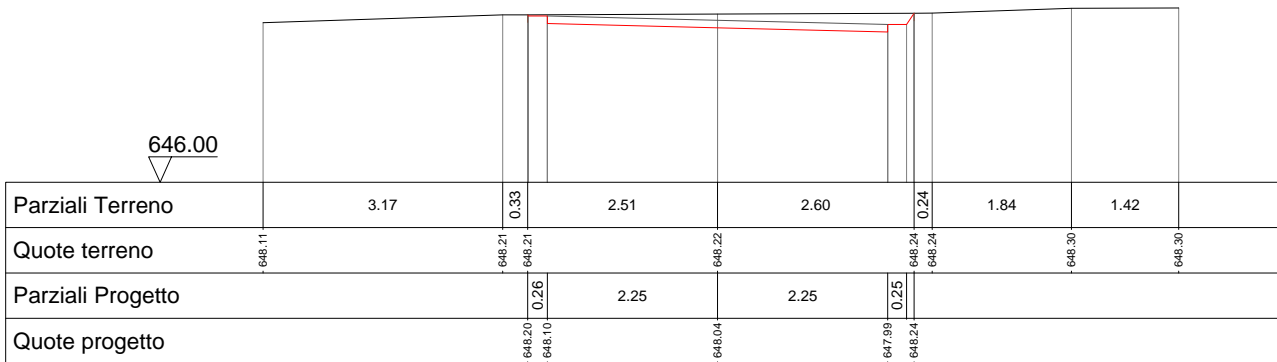
22
300.000



23
308.646



24
310.000



25
320.000

646.00

Parziali Terreno	2.58	0.92	0.30	1.00	1.25	0.80	1.78	3.32	0.18
Quote terreno	648.14	648.12	648.16 648.17	648.20	648.21	648.21	648.22	648.24 648.24	
Parziali Progetto			0.25	2.25		2.25	0.25		
Quote progetto			648.16 648.21 648.11	648.05			648.00 648.22		

26
330.000

647.00

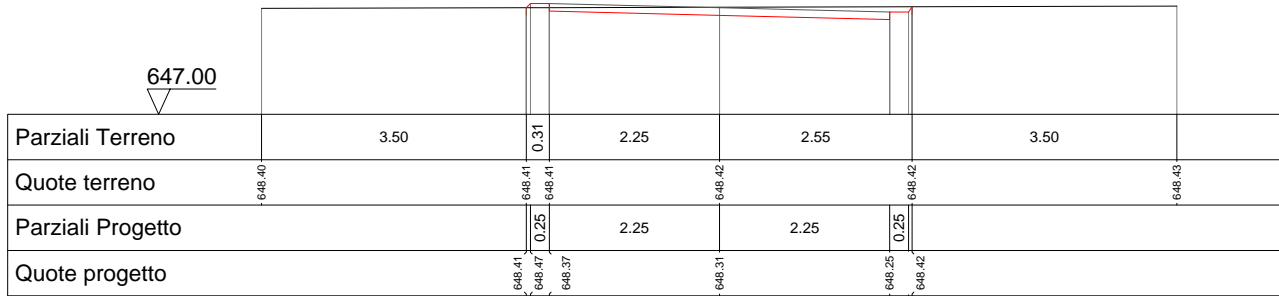
Parziali Terreno	2.90	0.45	2.51	0.32	1.51	0.72	3.50	
Quote terreno	648.37 648.37	648.38	648.37	648.35 648.35	648.31	648.31	648.31	648.31
Parziali Progetto		0.26	2.25		2.25	0.25		
Quote progetto		648.35 648.25	648.19		648.14 648.31			

27
340.000

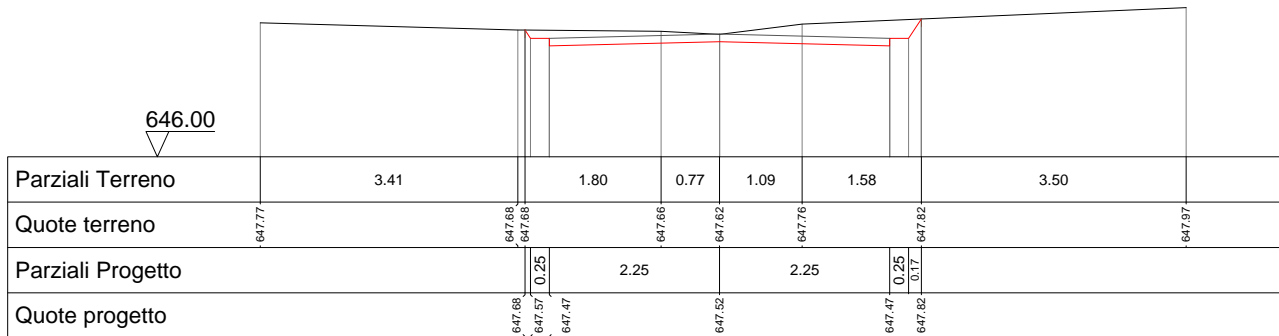
647.00

Parziali Terreno	3.50	0.32	2.25	2.54	2.85	0.63	
Quote terreno	648.40	648.41 648.41	648.41	648.42	648.42	648.43 648.42 648.42	
Parziali Progetto		0.25	2.25	2.25	0.25		
Quote progetto		648.41 648.48 648.38	648.32		648.27 648.42		

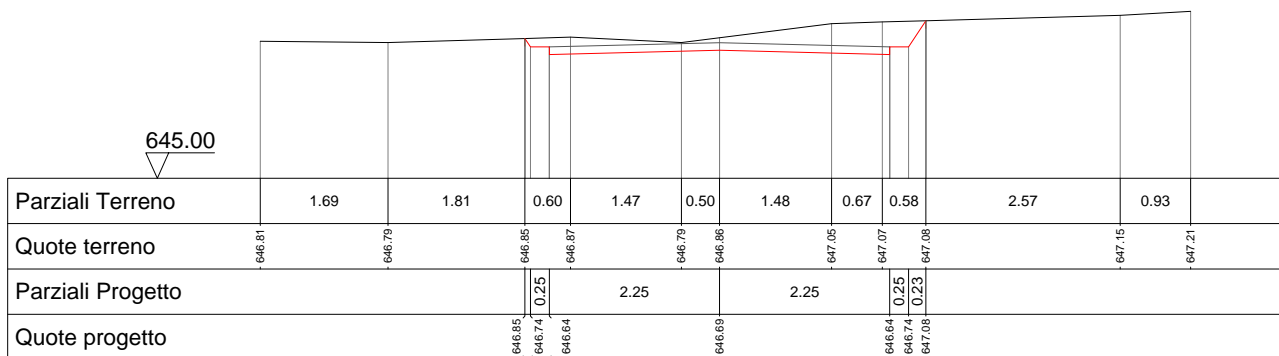
28
341.341



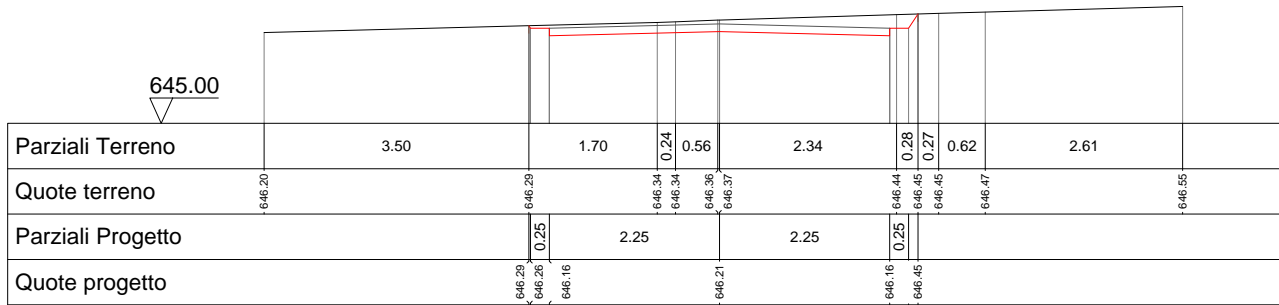
29
360.000



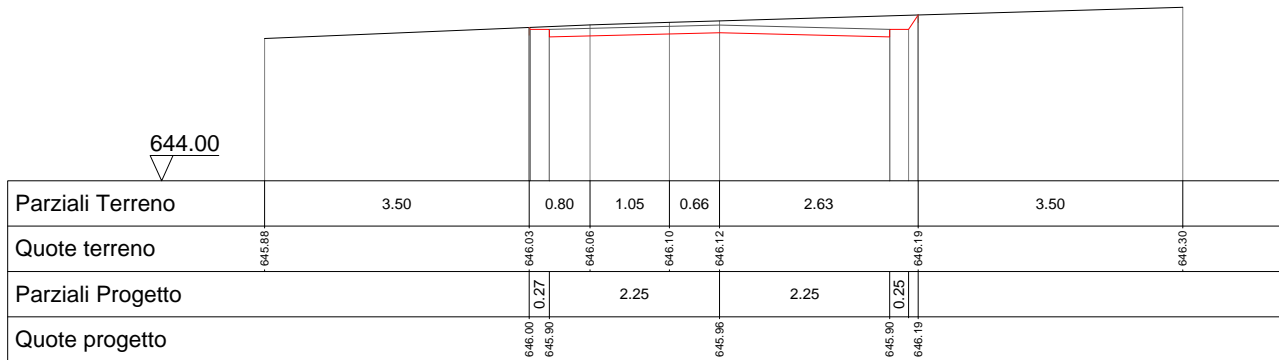
30
380.000



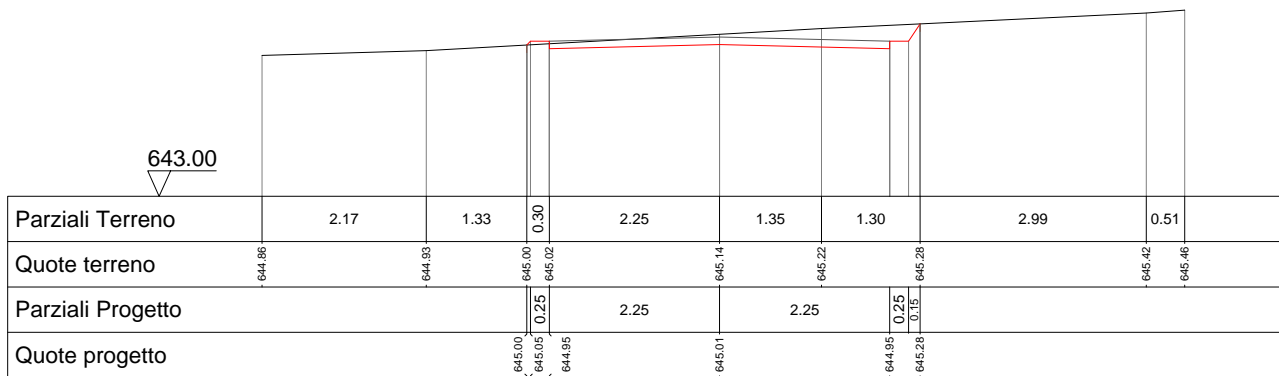
31
400.000



32
420.000

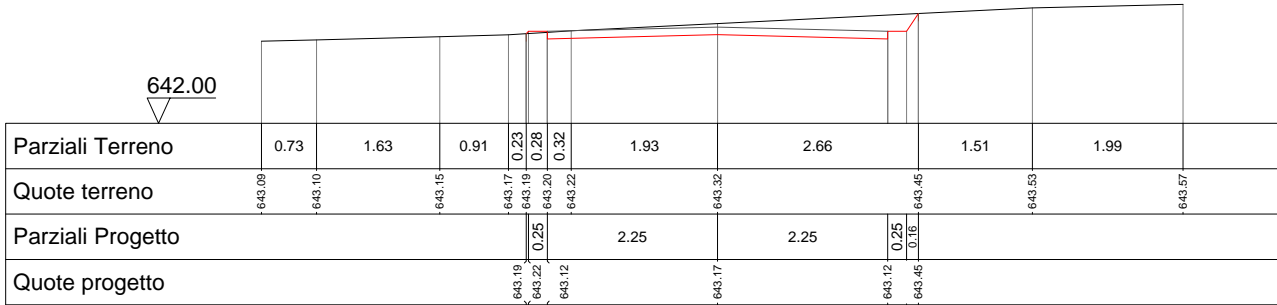


33
440.000



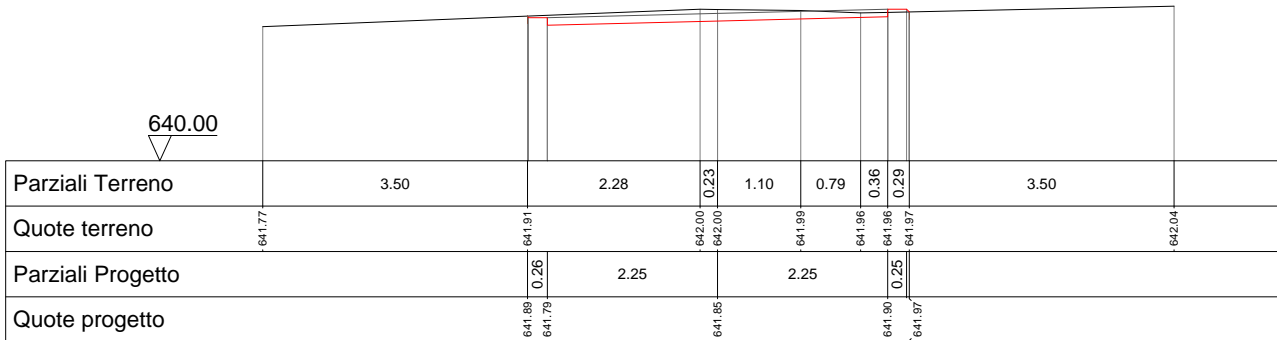
34
460.000

642.00



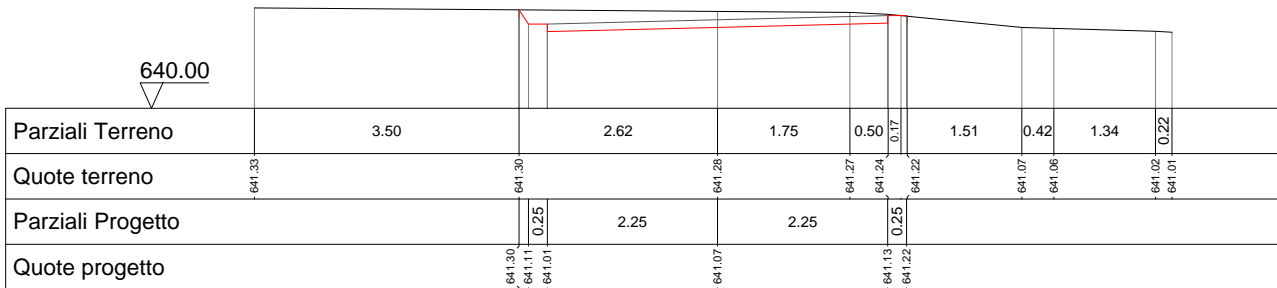
35
473.426

640.00

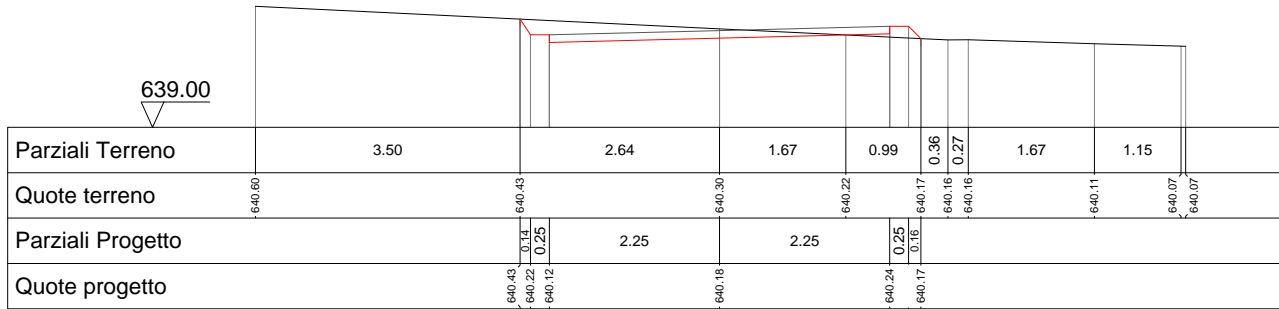


36
480.000

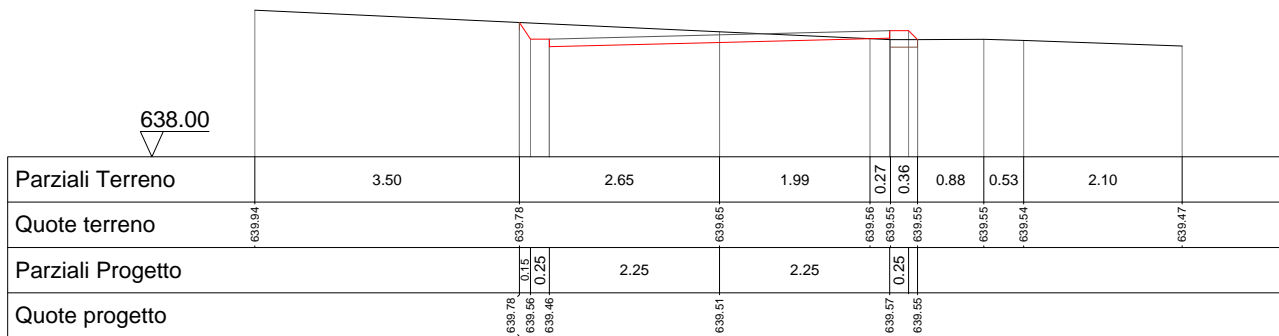
640.00



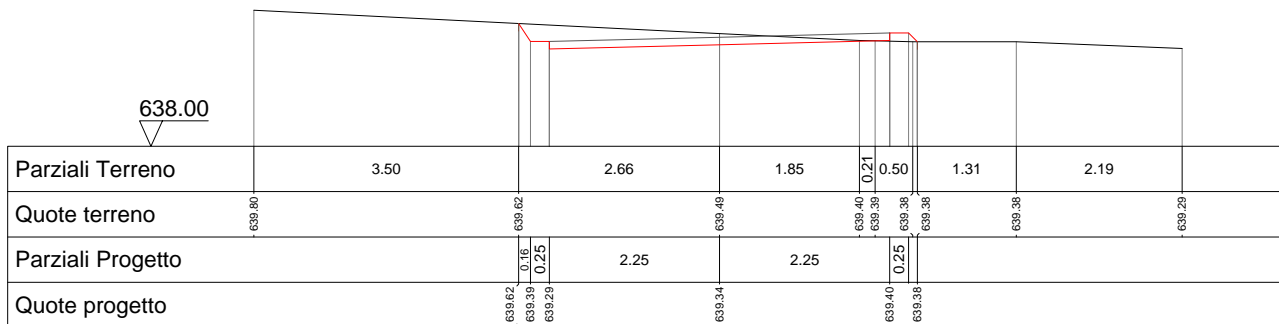
37
490.000



38
500.000

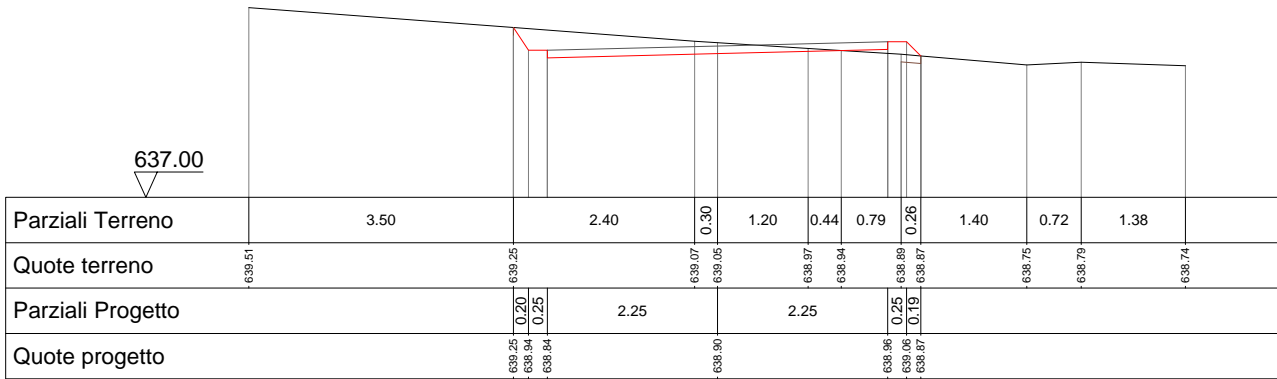


39
502.178



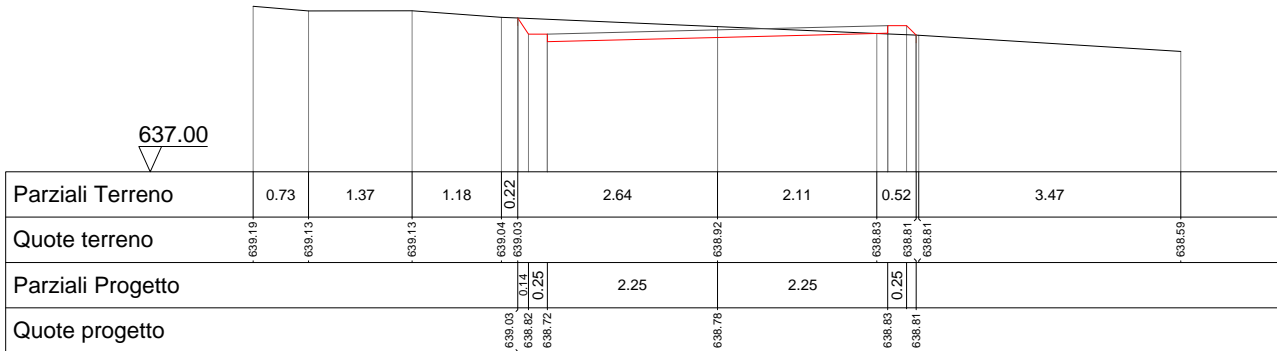
40
510.000

637.00



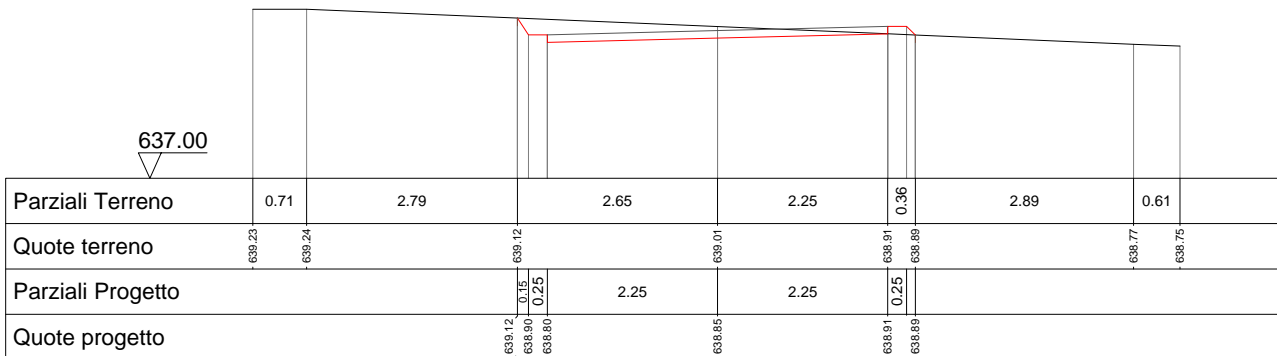
41
520.000

637.00



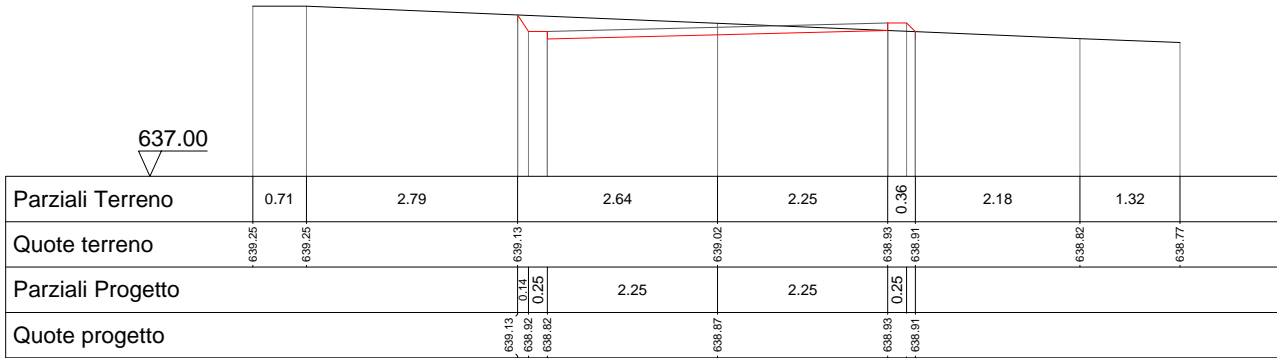
42
530.000

637.00



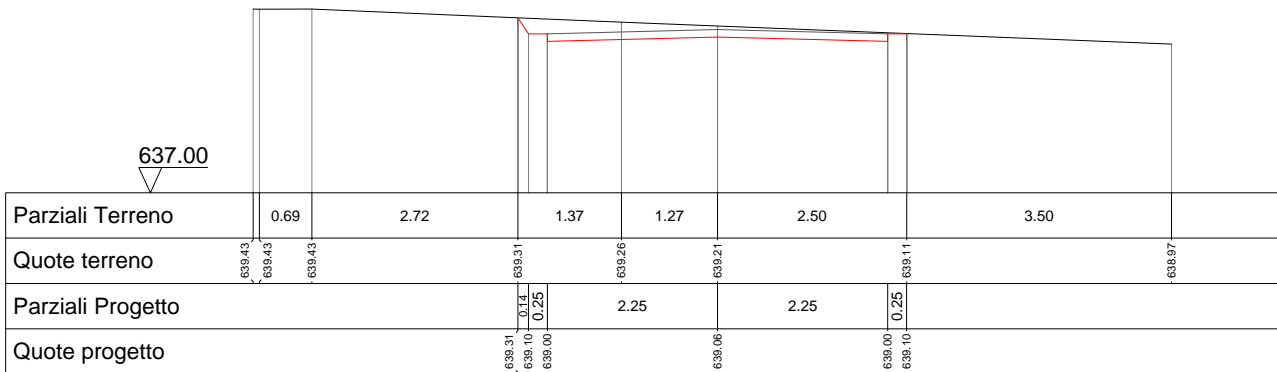
43
530.930

637.00



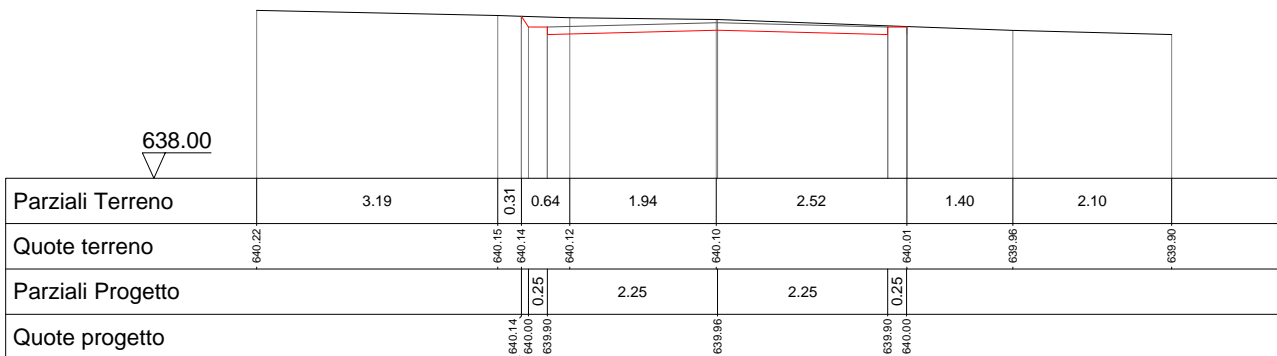
44
540.000

637.00

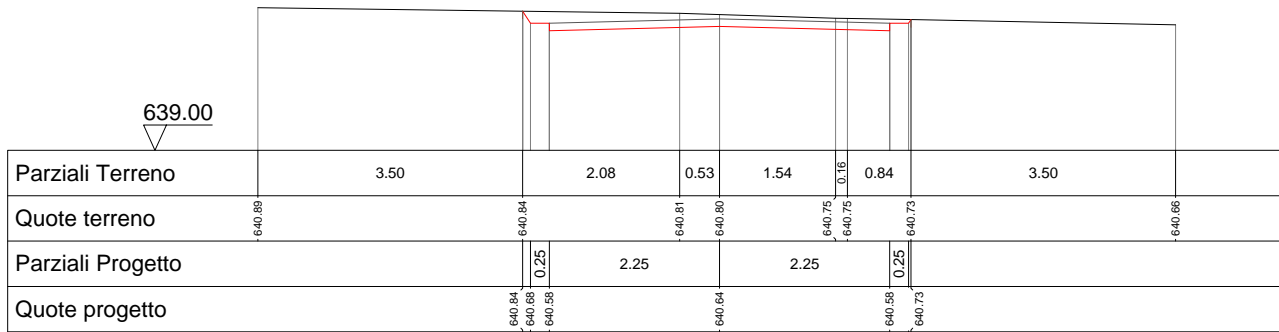


45
560.000

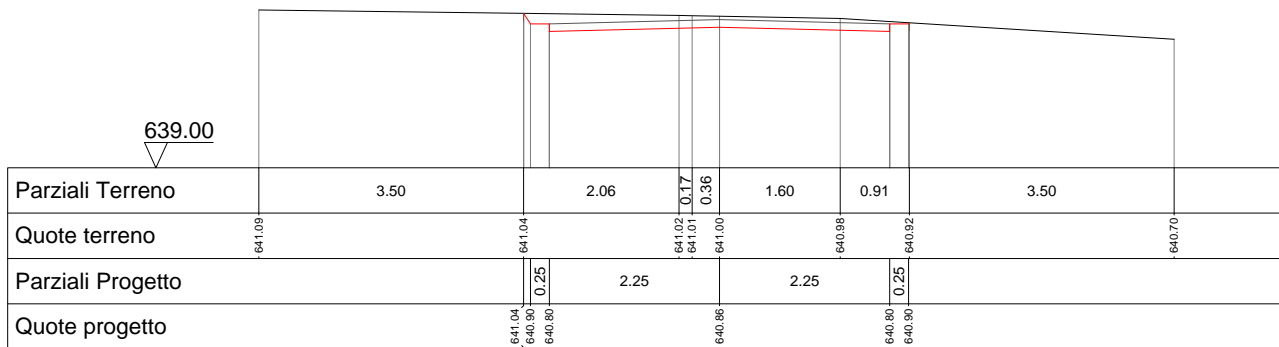
638.00



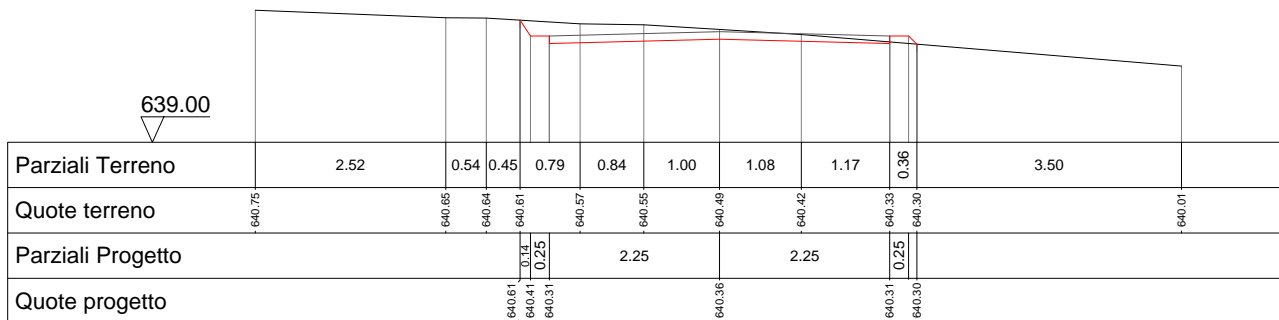
46
580.000



47
600.000

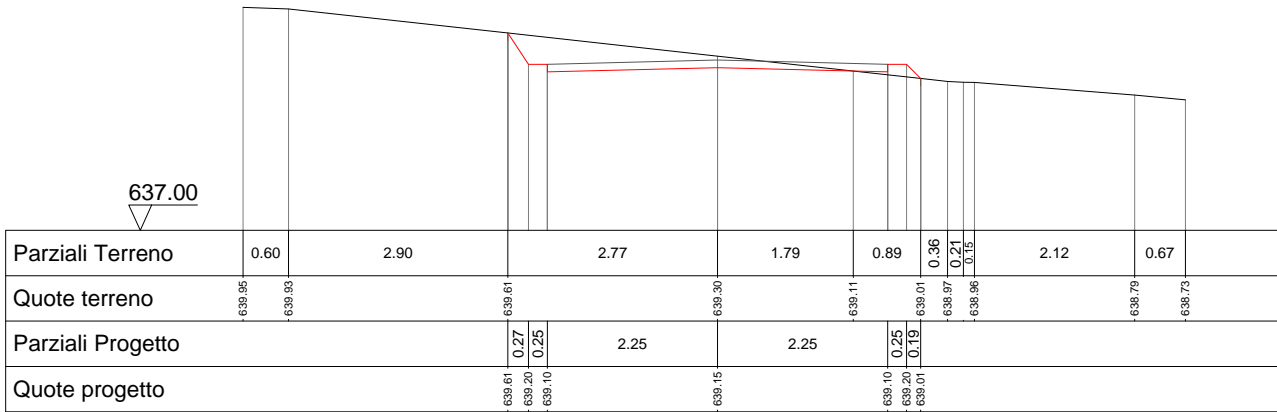


48
620.000



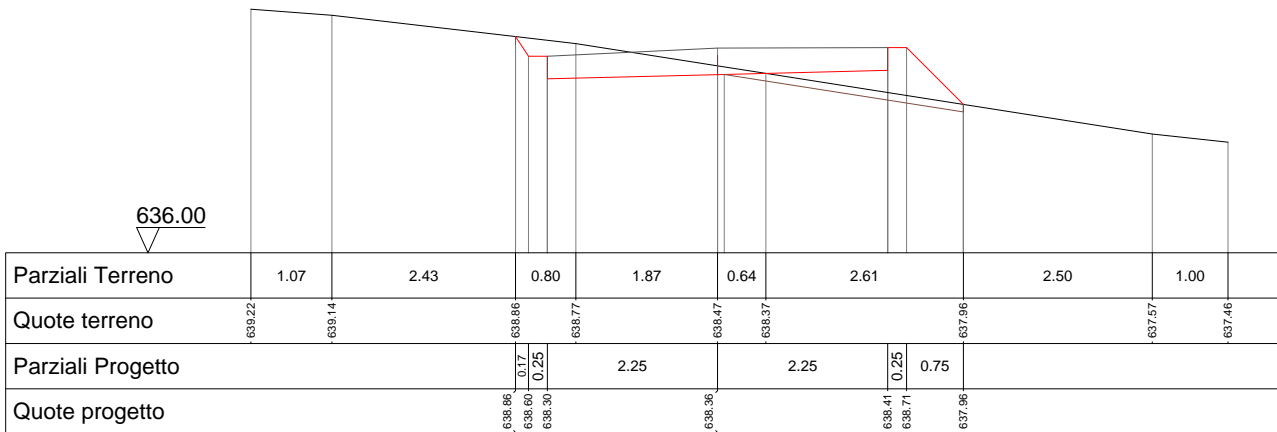
49
640.000

637.00



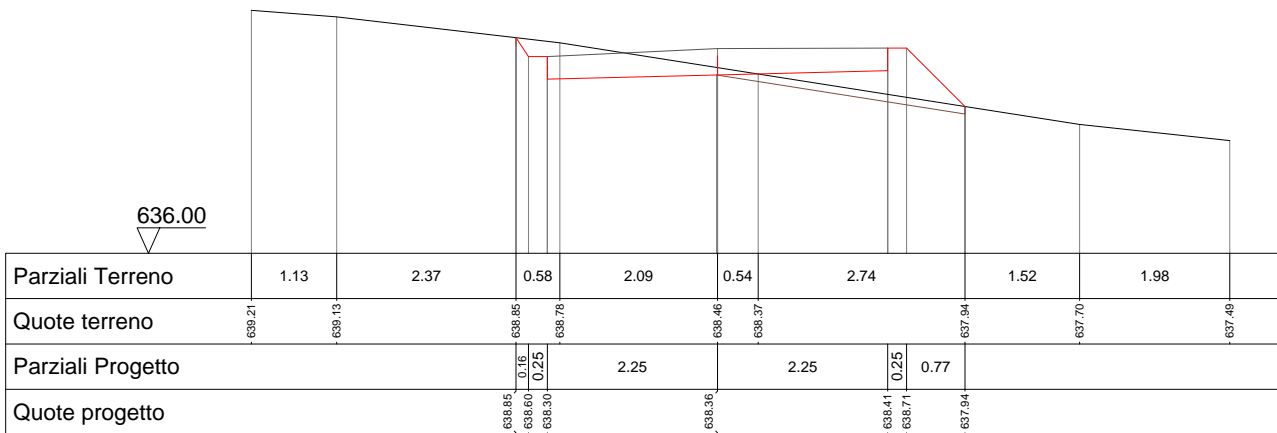
50
659.749

636.00



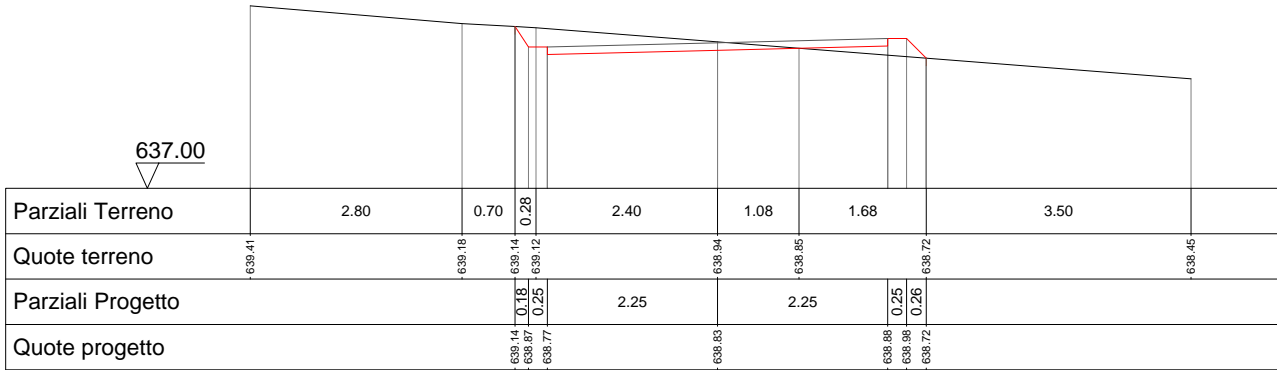
51
660.000

636.00



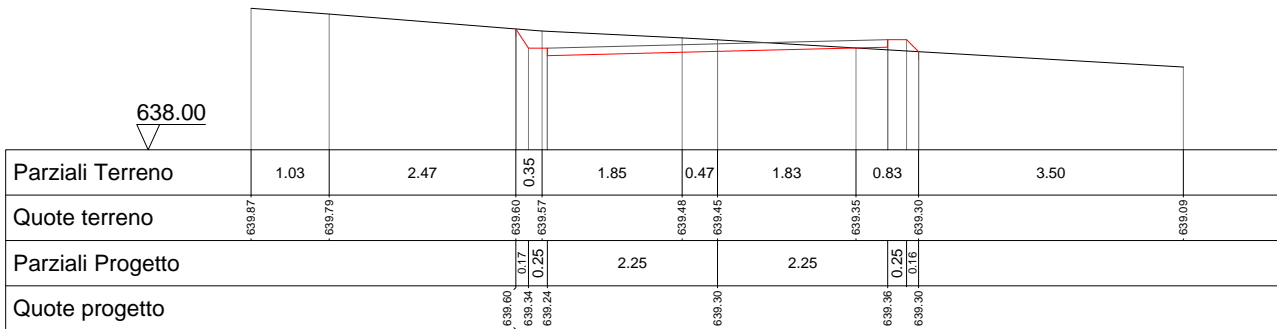
52
670.000

637.00



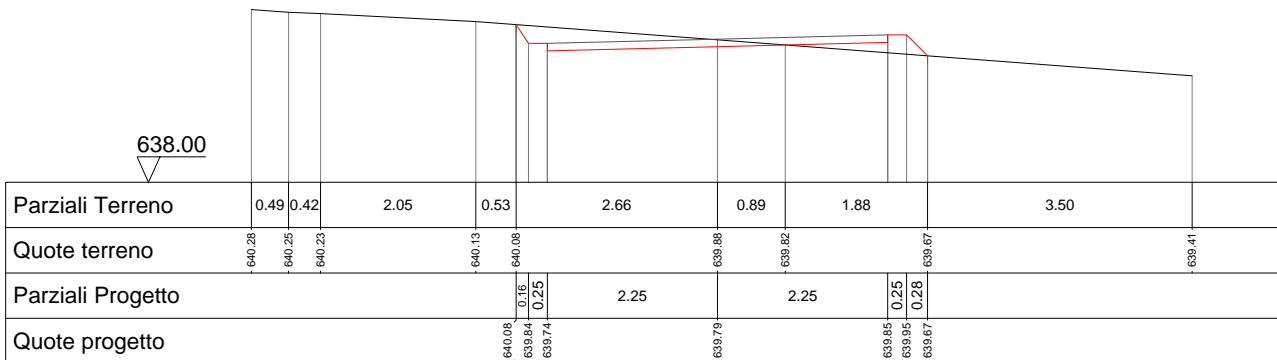
53
680.000

638.00



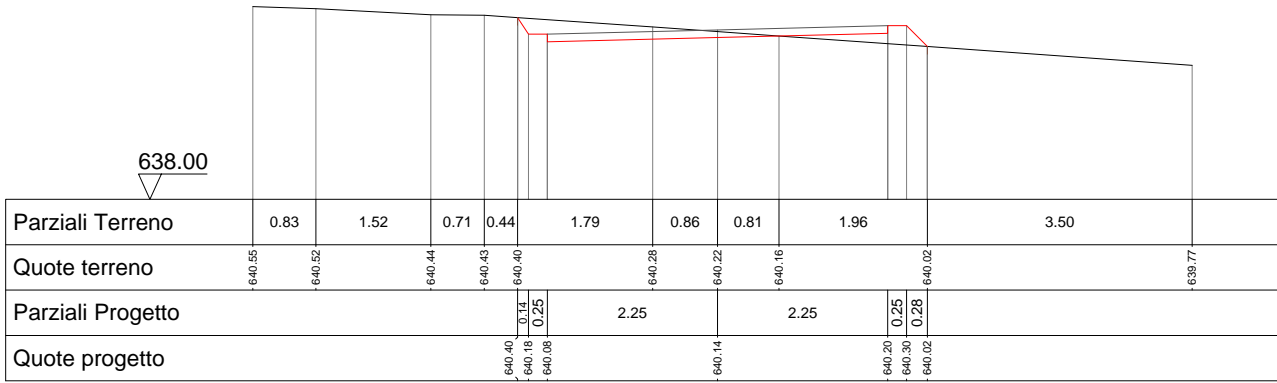
54
690.000

638.00



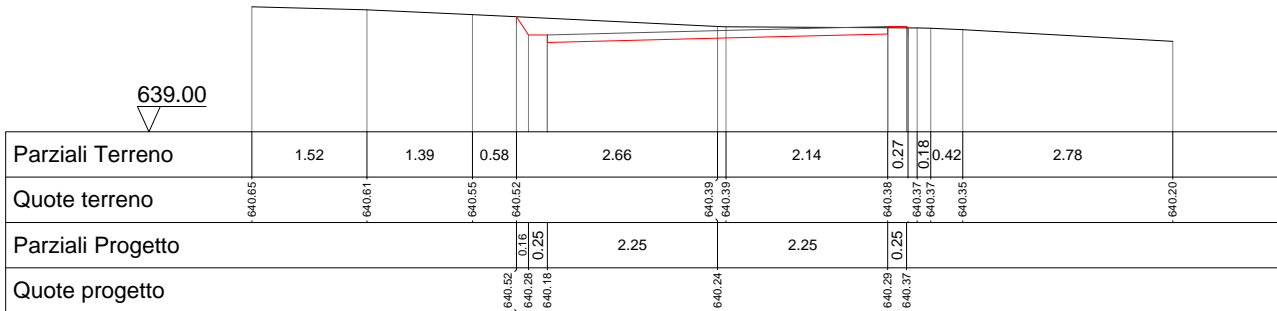
55
700.000

638.00



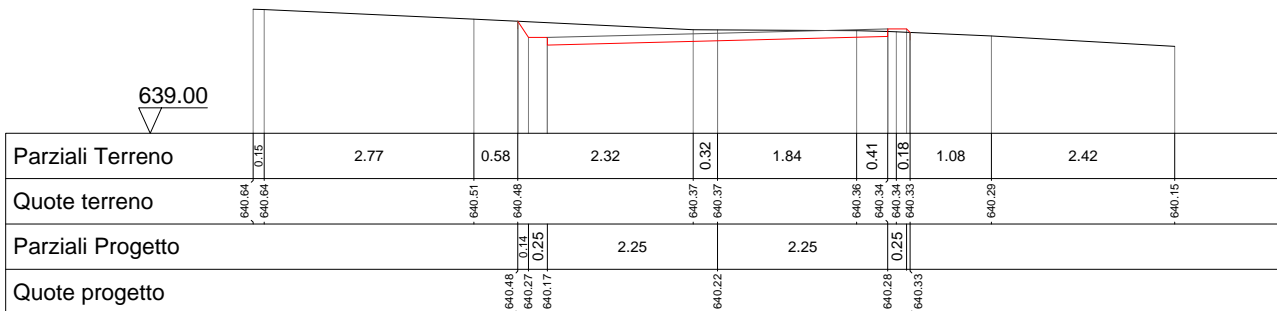
56
710.000

639.00

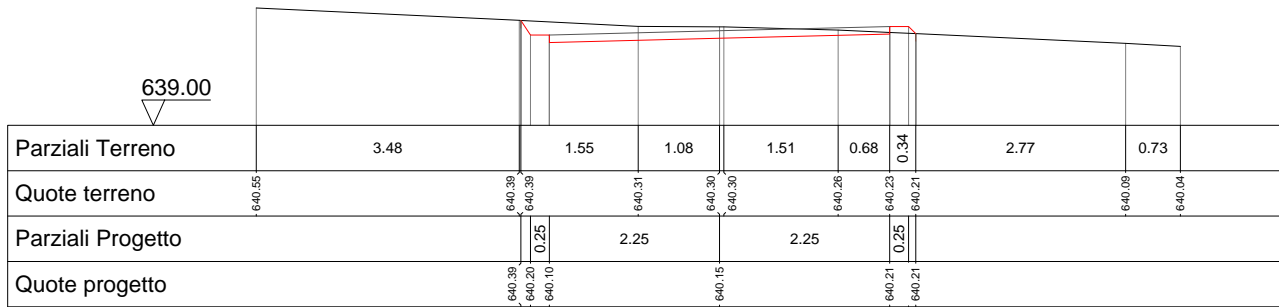


57
712.492

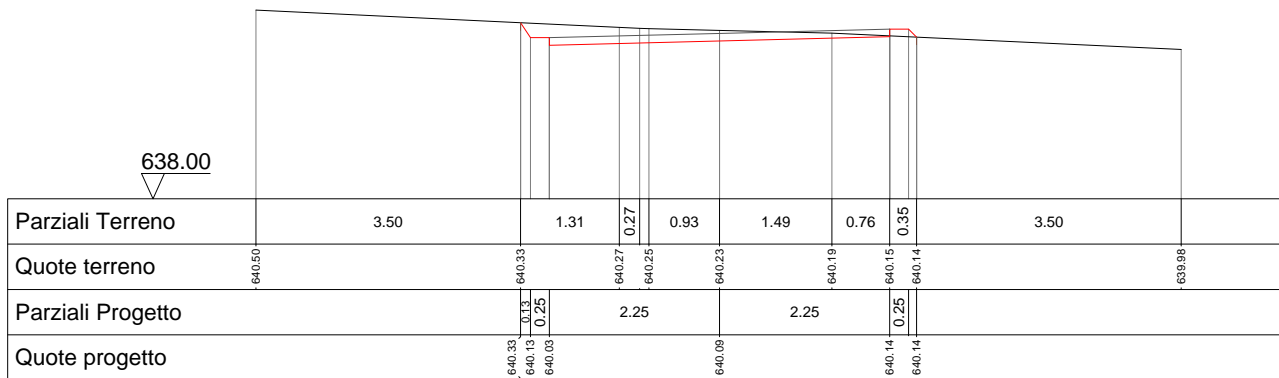
639.00



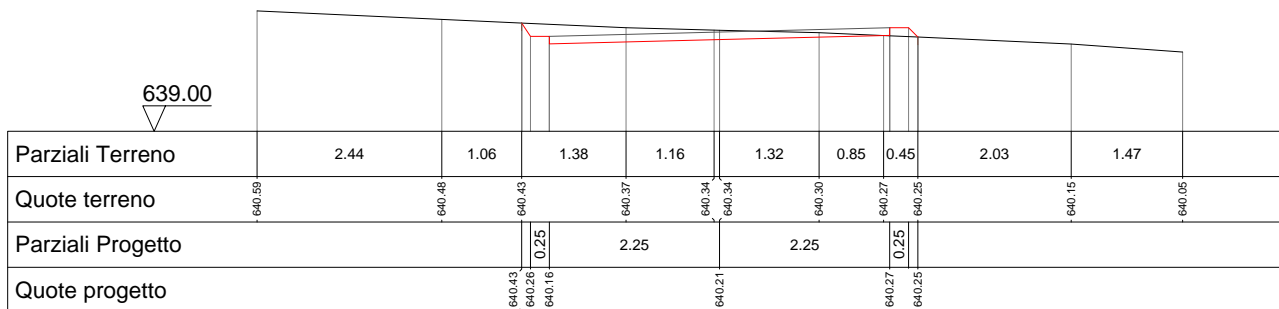
58
720.000



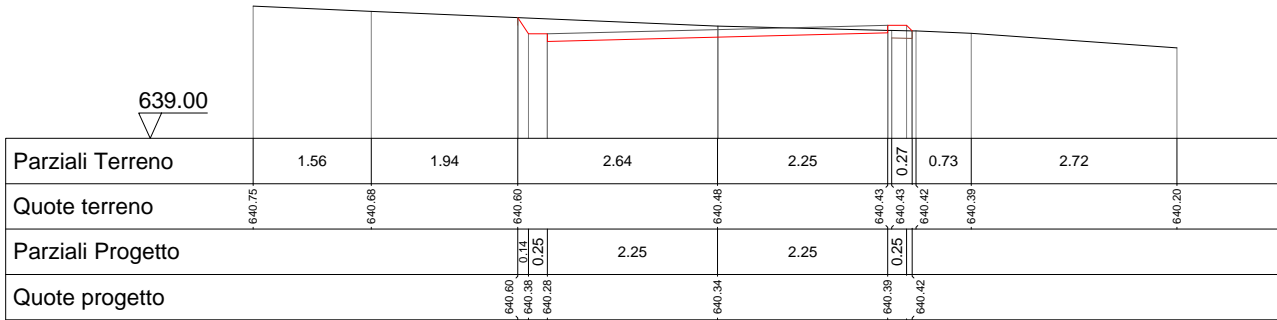
59
730.000



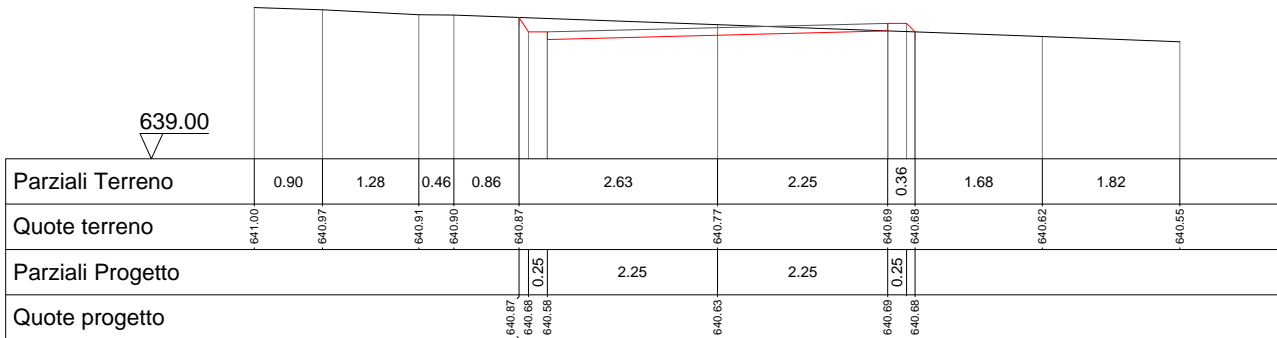
60
740.000



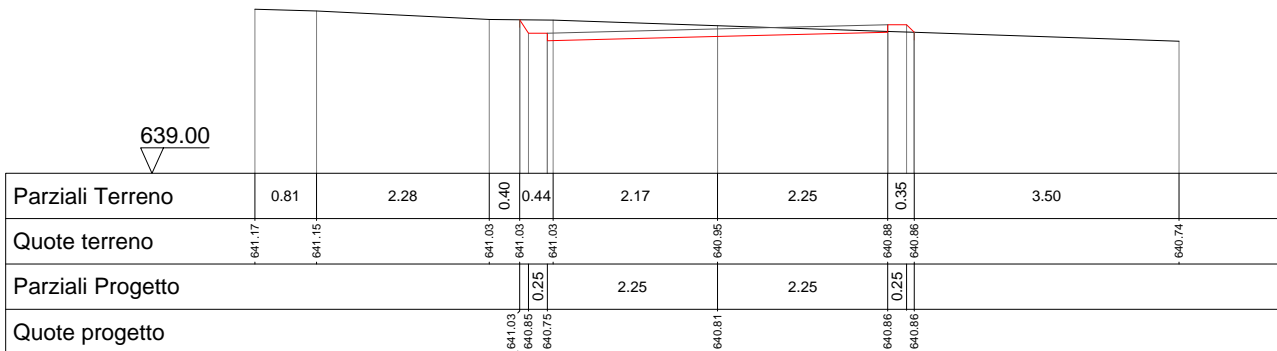
61
750.000



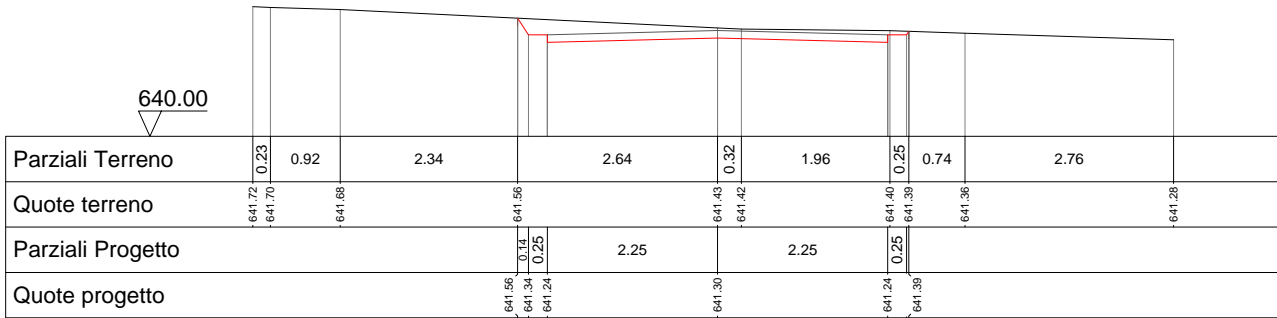
62
760.000



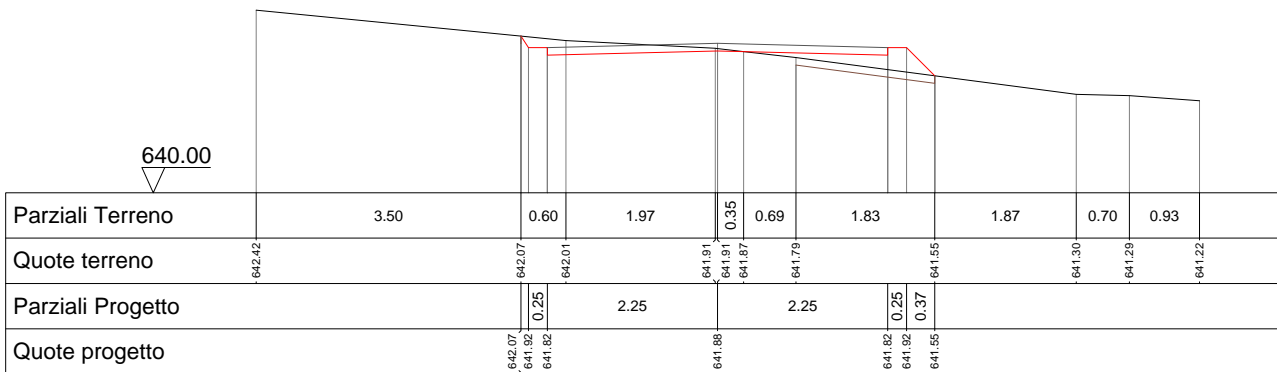
63
765.235



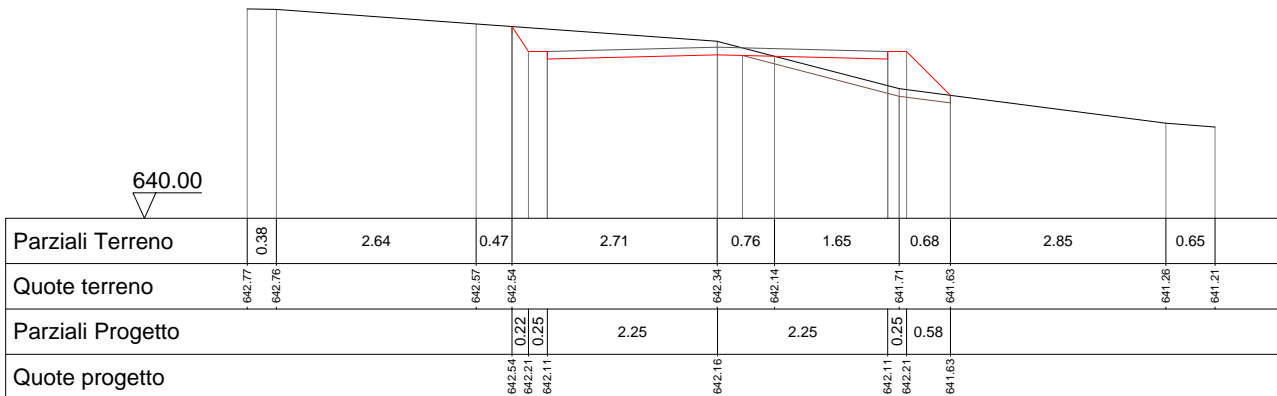
64
780.000



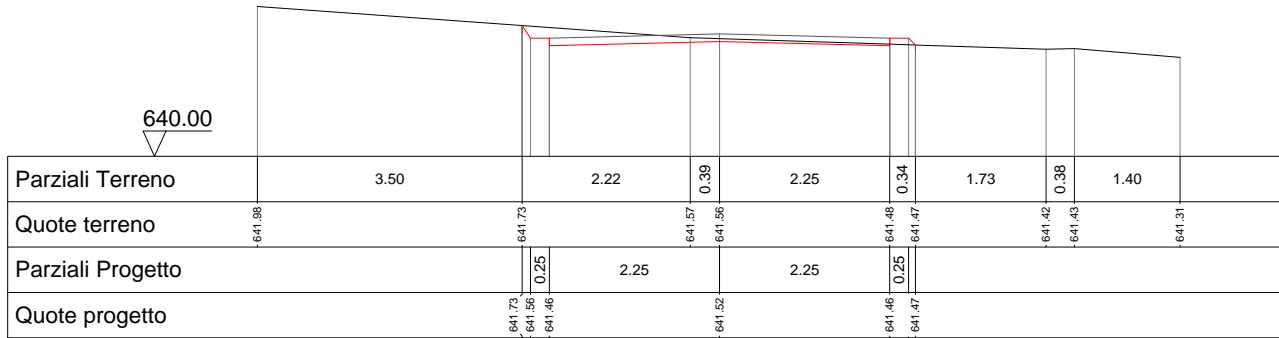
65
800.000



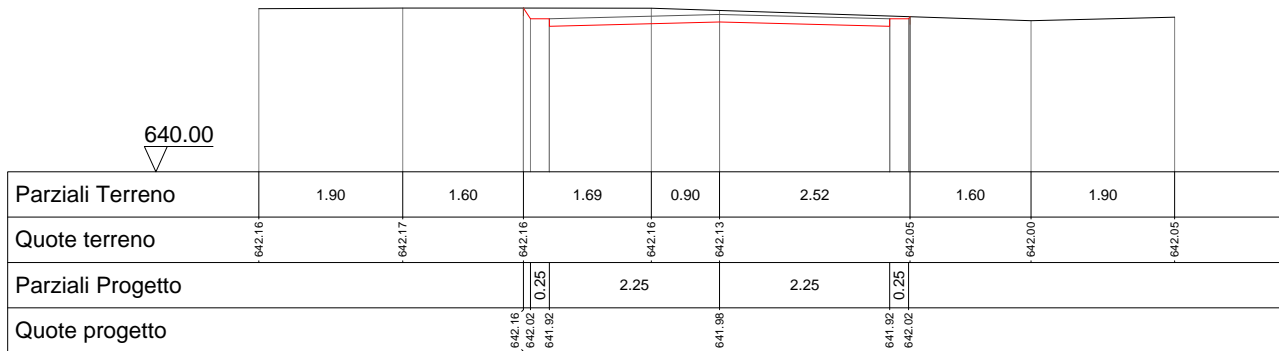
66
820.000



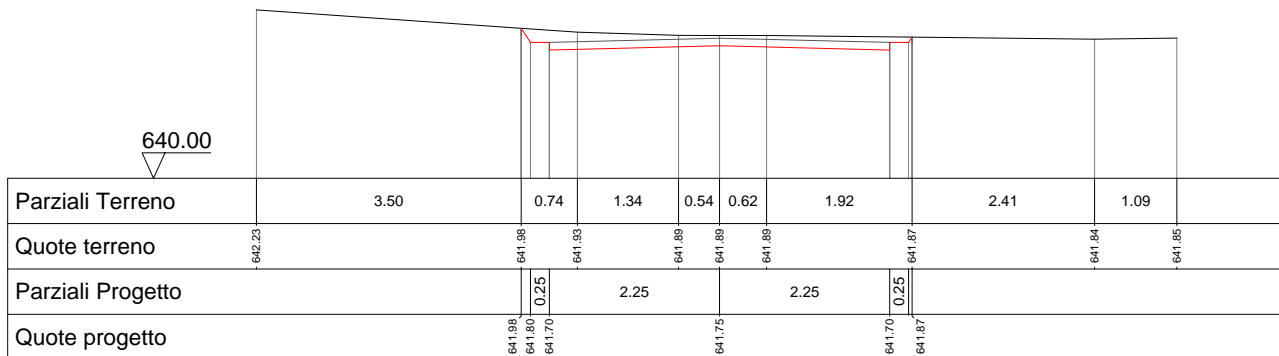
67
840.000



68
860.000

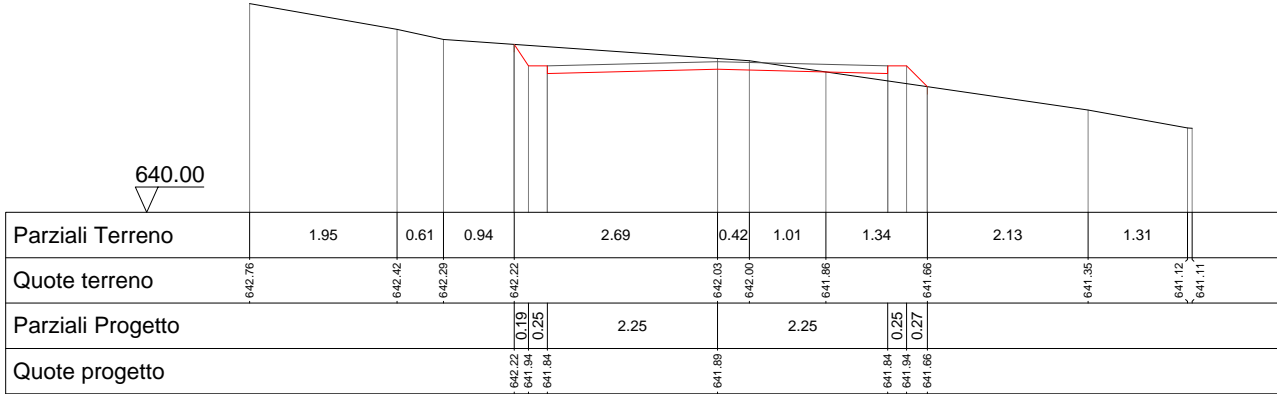


69
880.000



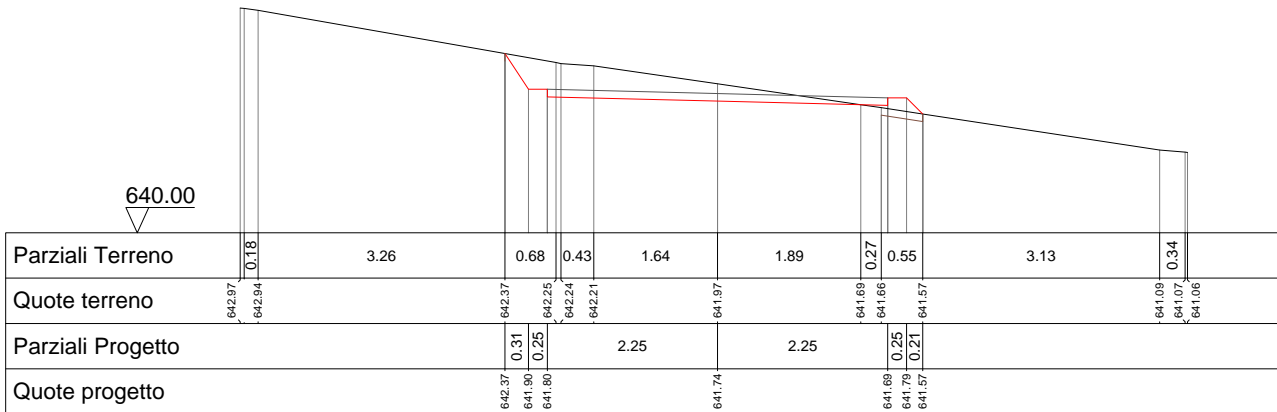
70
900.000

640.00



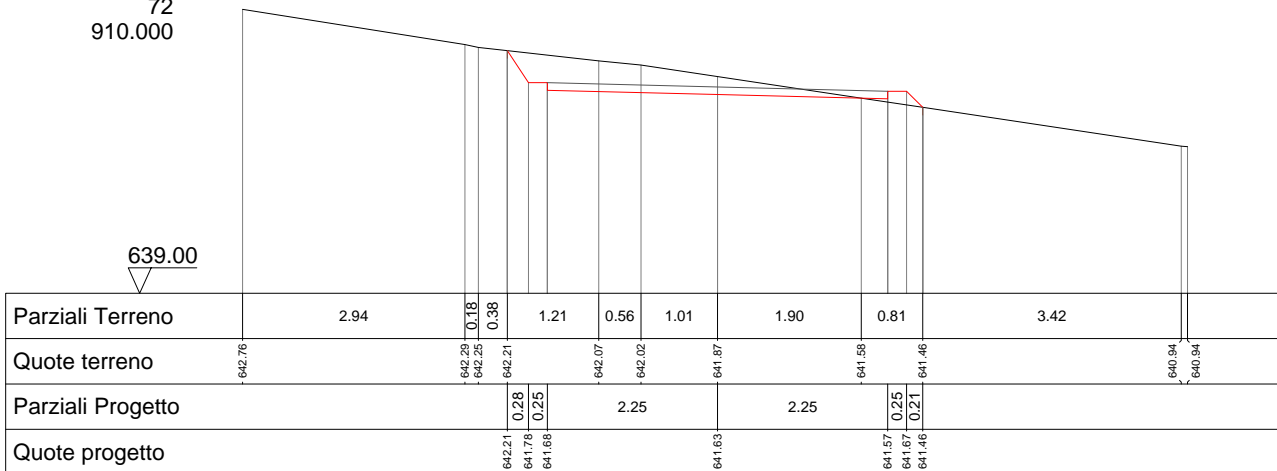
71
907.486

640.00



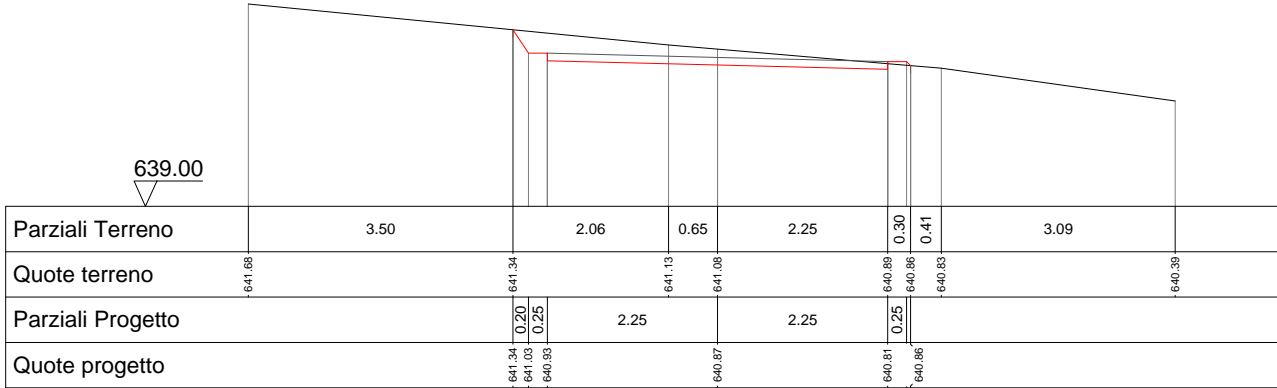
72
910.000

639.00



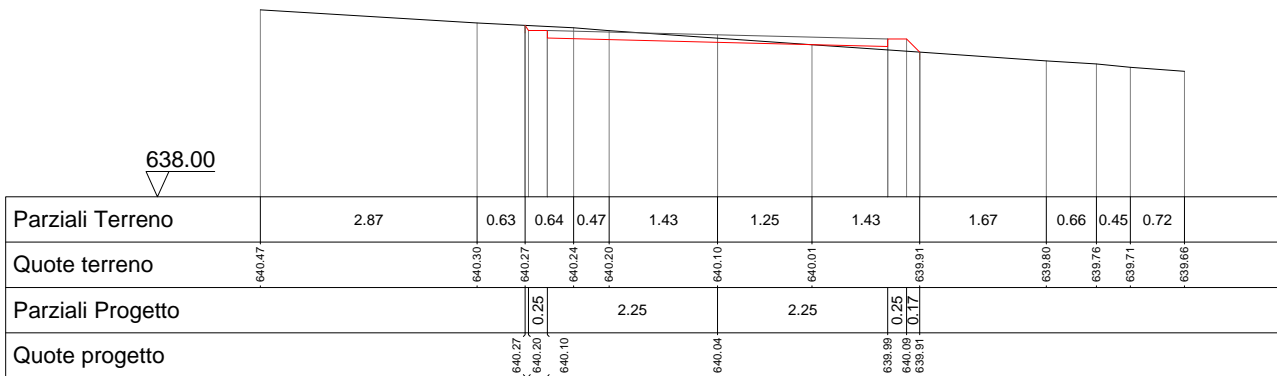
73
920.000

639.00



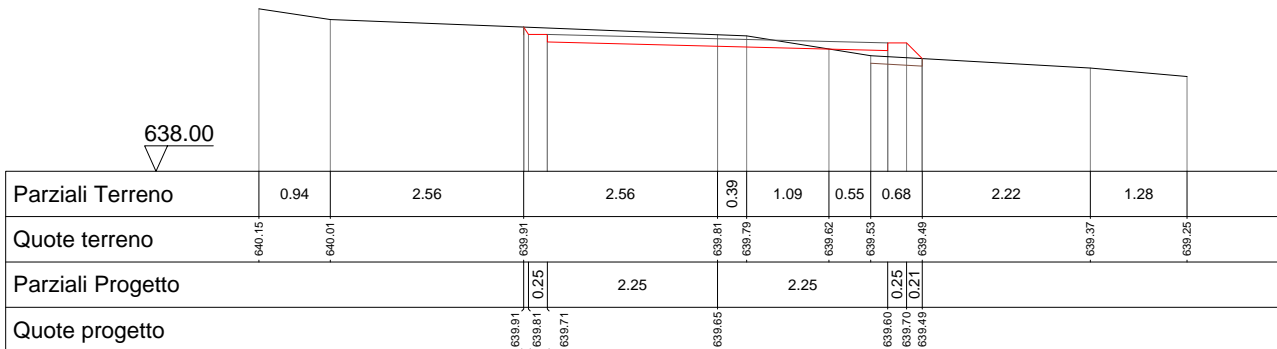
74
930.000

638.00



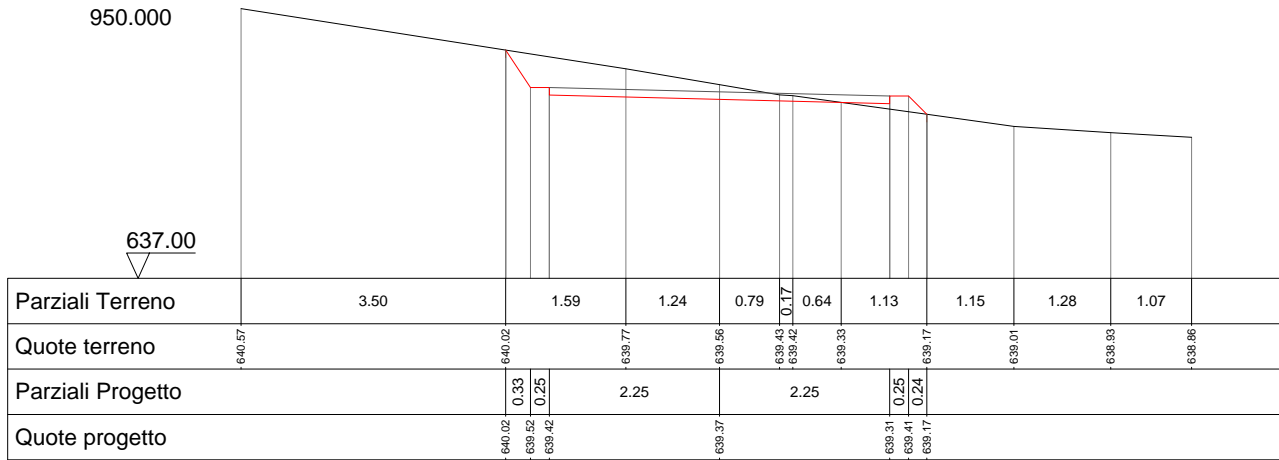
75
940.000

638.00



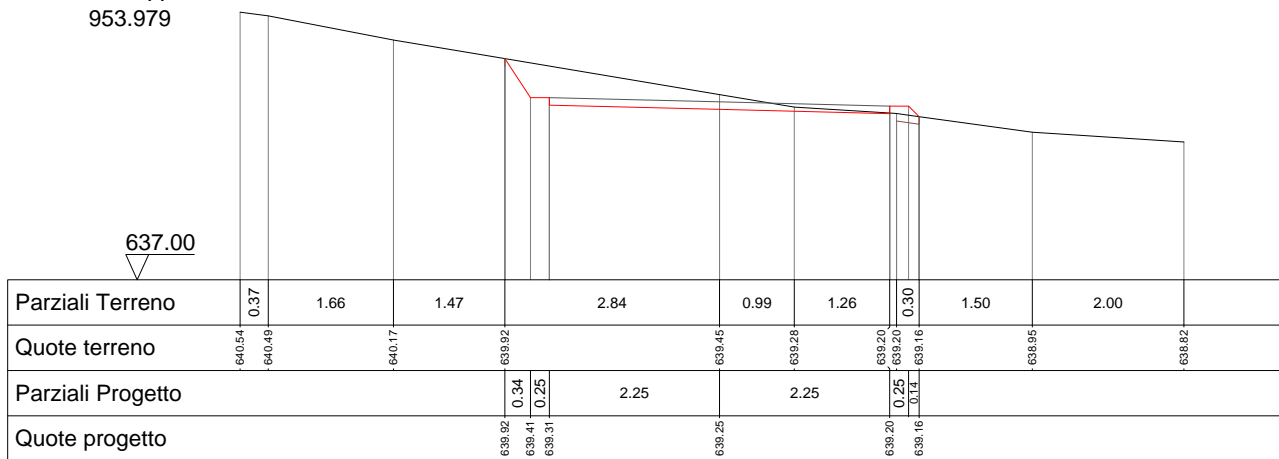
76
950.000

637.00



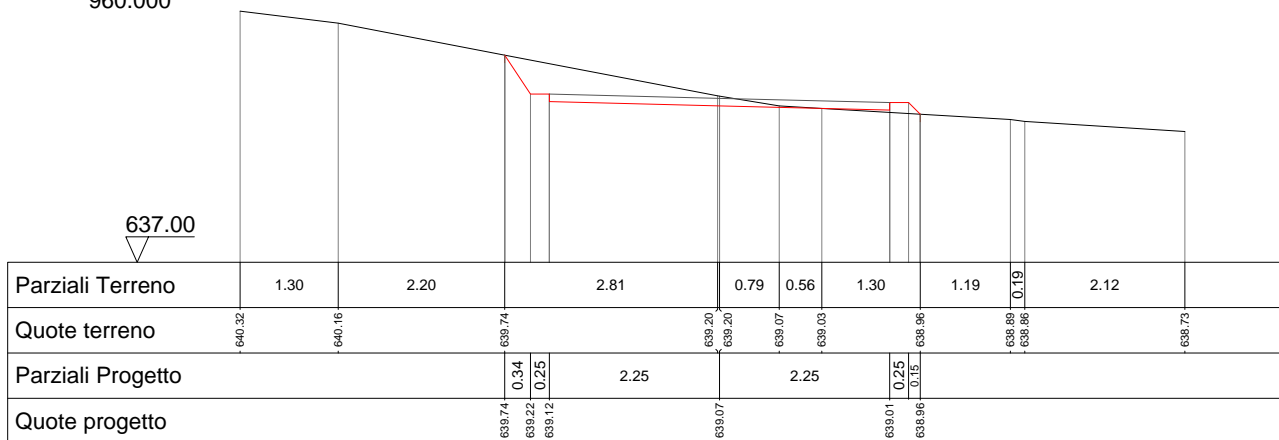
77
953.979

637.00



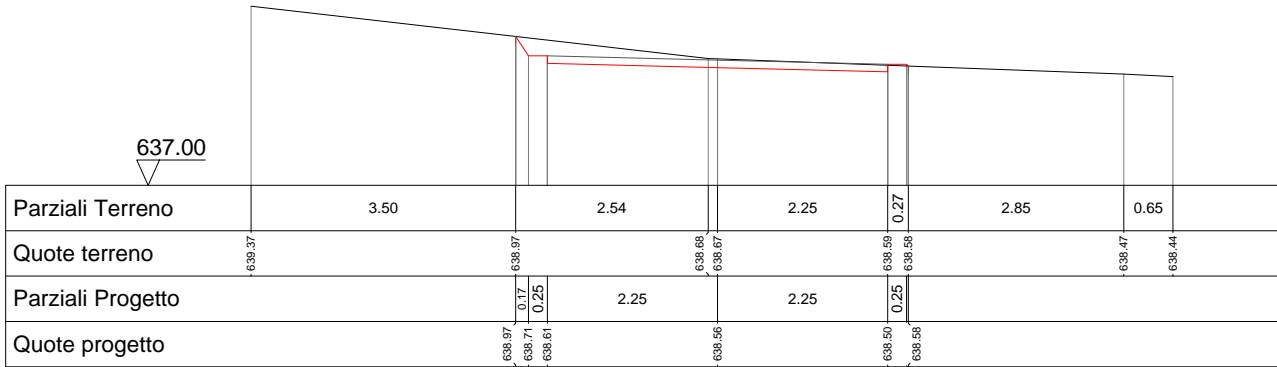
78
960.000

637.00



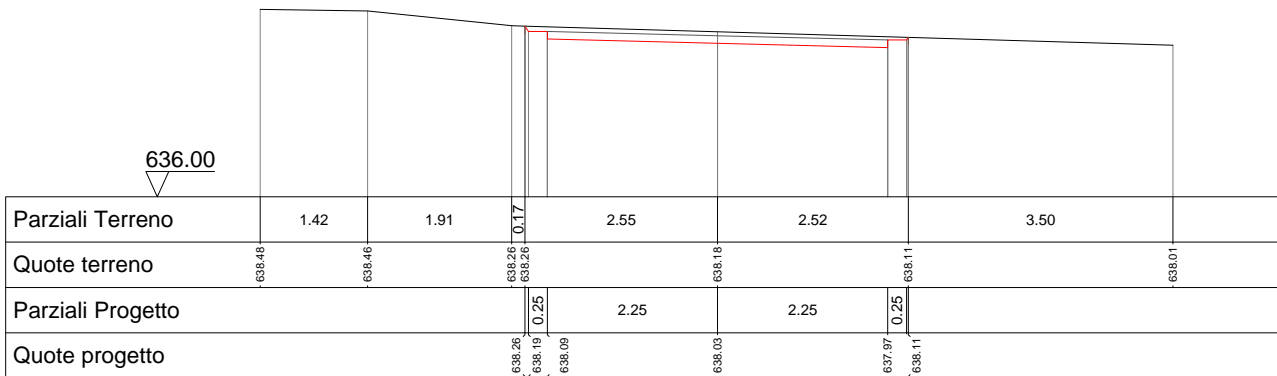
79
970.000

637.00



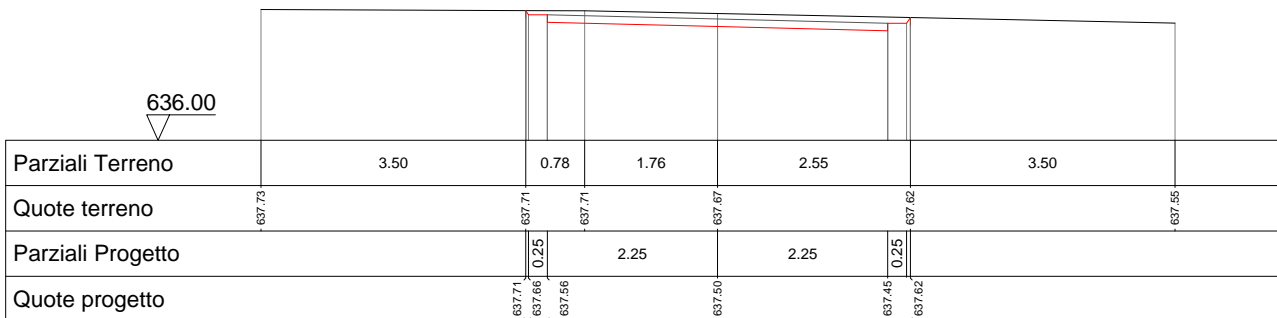
80
980.000

636.00



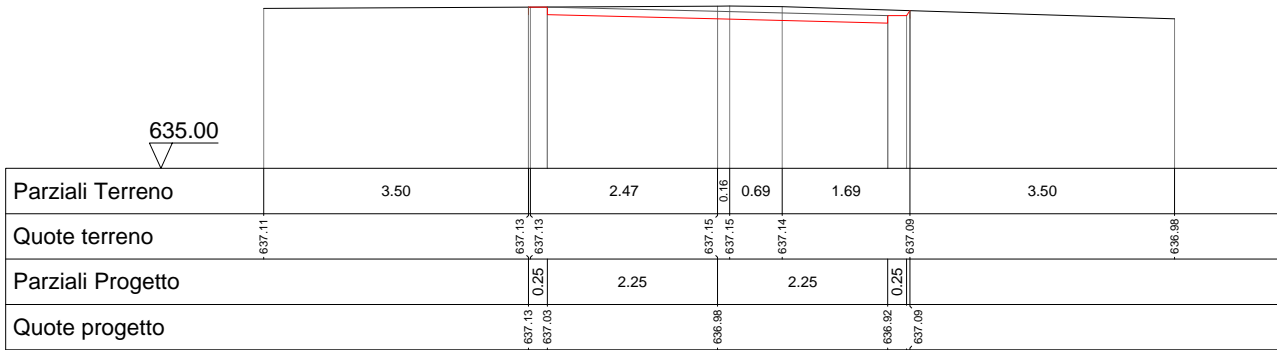
81
990.000

636.00



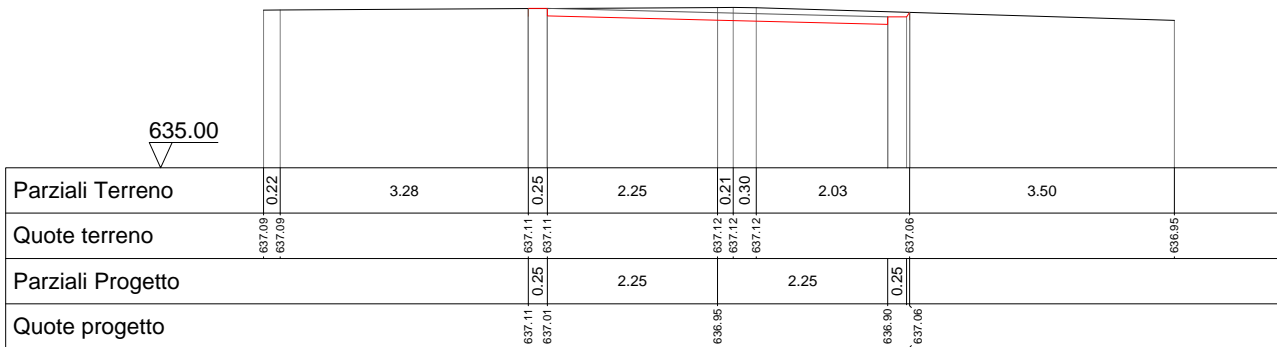
82
1000.000

635.00



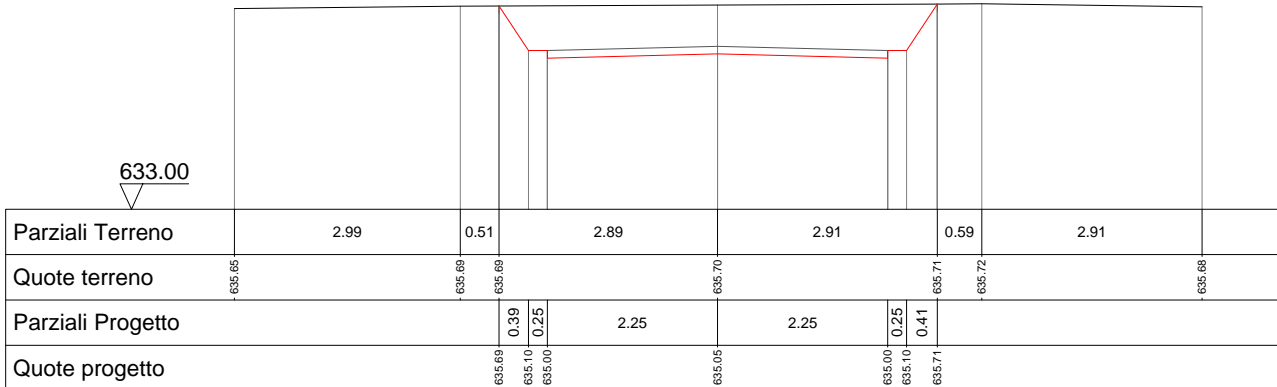
83
1000.472

635.00



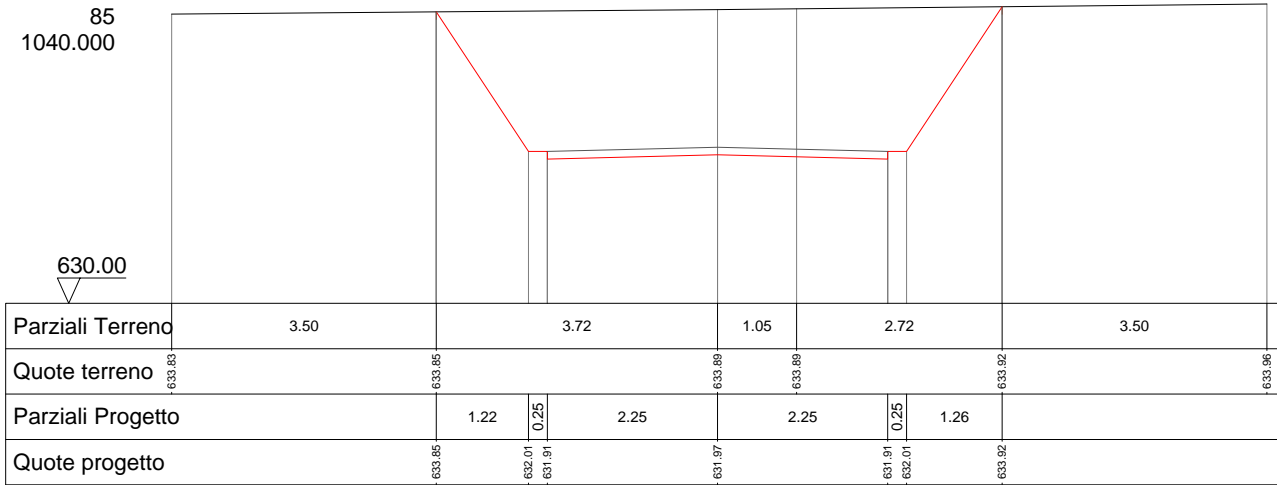
84
1020.000

633.00



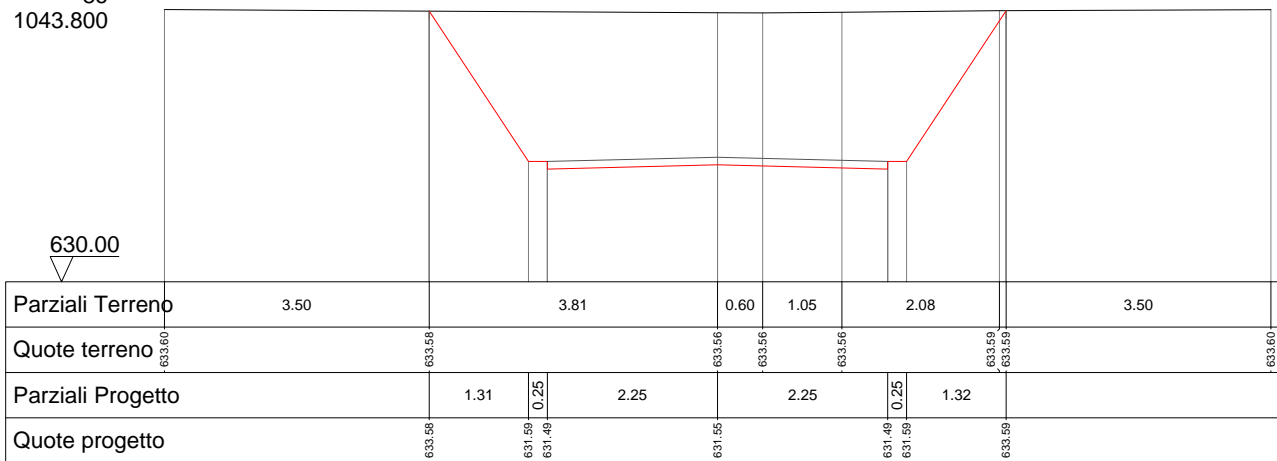
85
1040.000

630.00



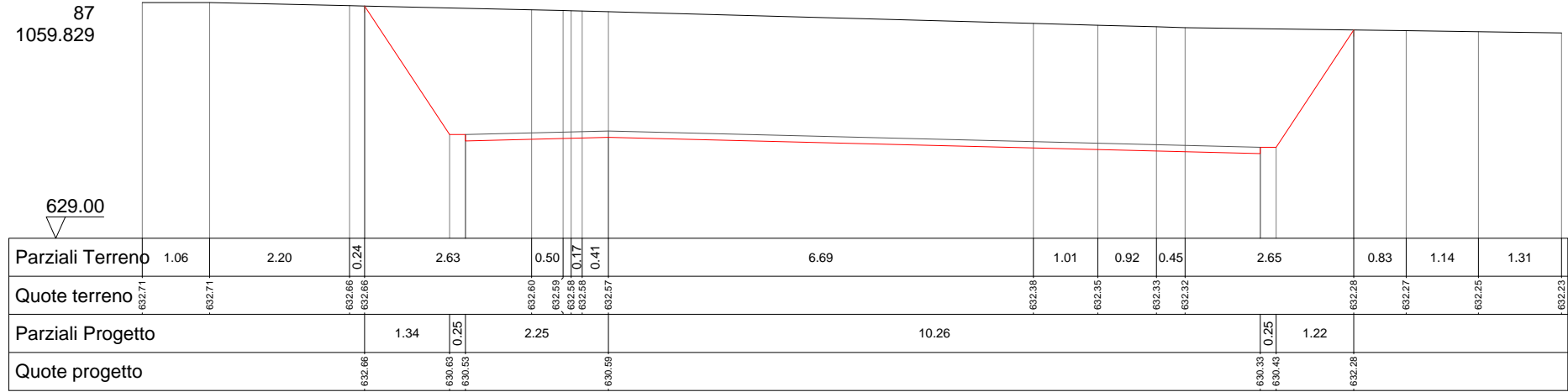
86
1043.800

630.00



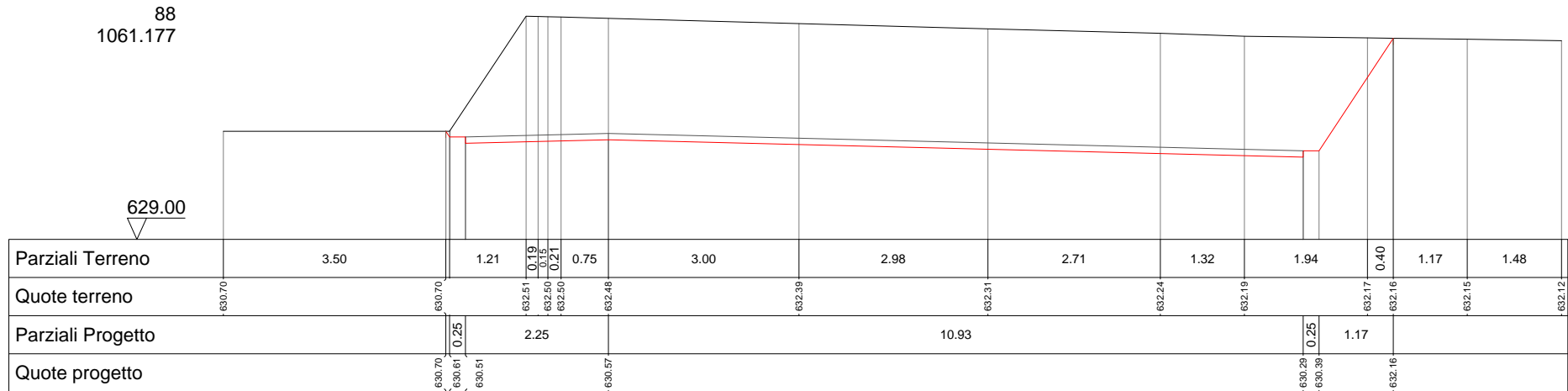
87
1059.829

629.00



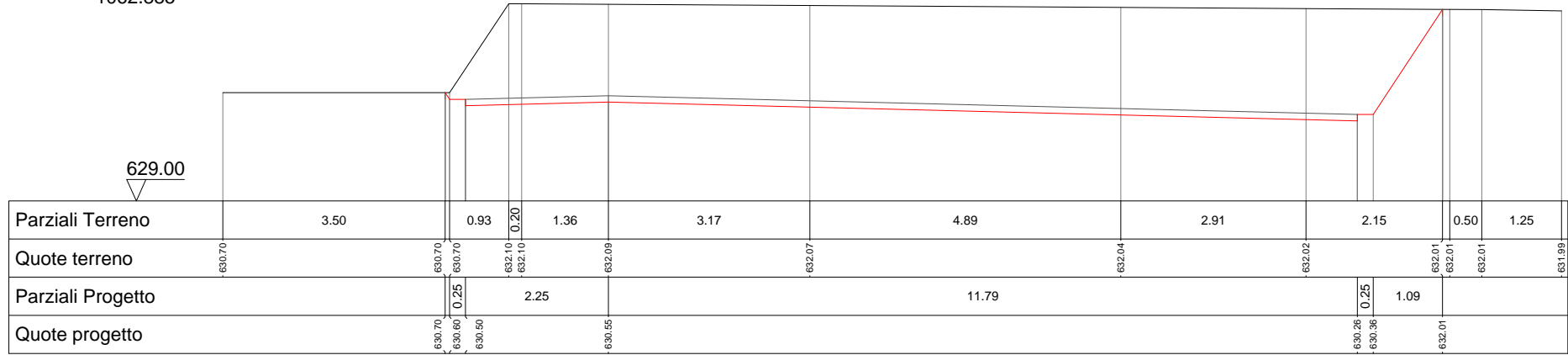
88
1061.177

629.00




89
1062.885

629.00



90
1063.810

629.00



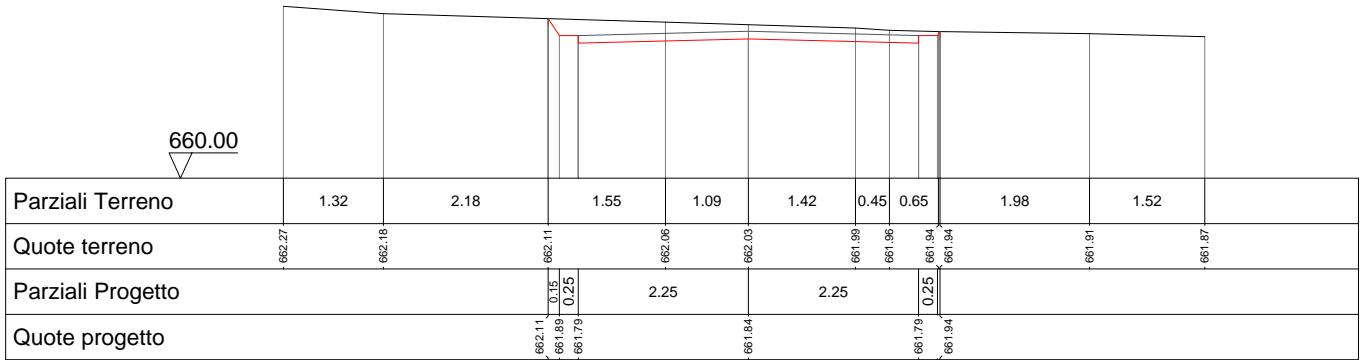
SEZIONI TRASVERSALI
Profilo longitudinale tratto 3-4
Viabilità di impianto postazione eolica 513

DISEGNI DI RIFERIMENTO

TAVOLA	DESCRIZIONE
AM-IAC10008	Viabilità e piazzole - Planimetria di progetto
AM-IAC10010	Profili longitudinali viabilità di impianto

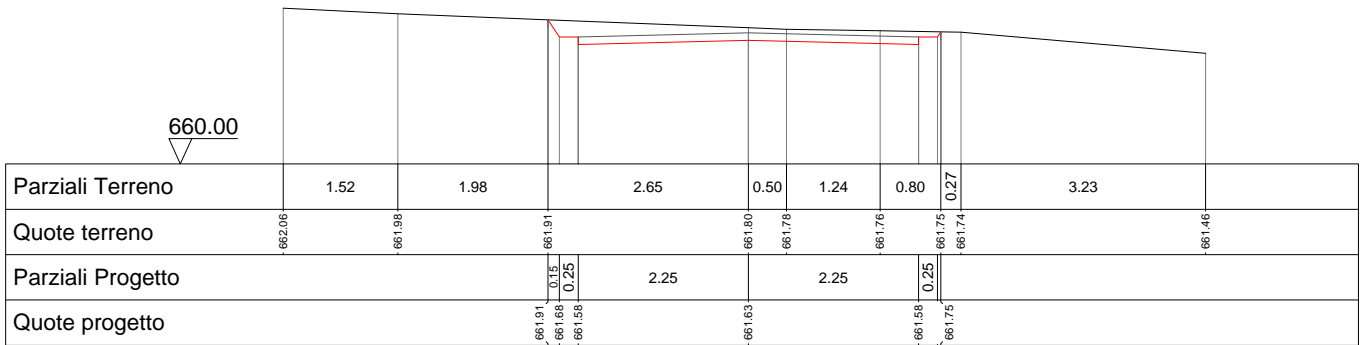
1
0.000

660.00



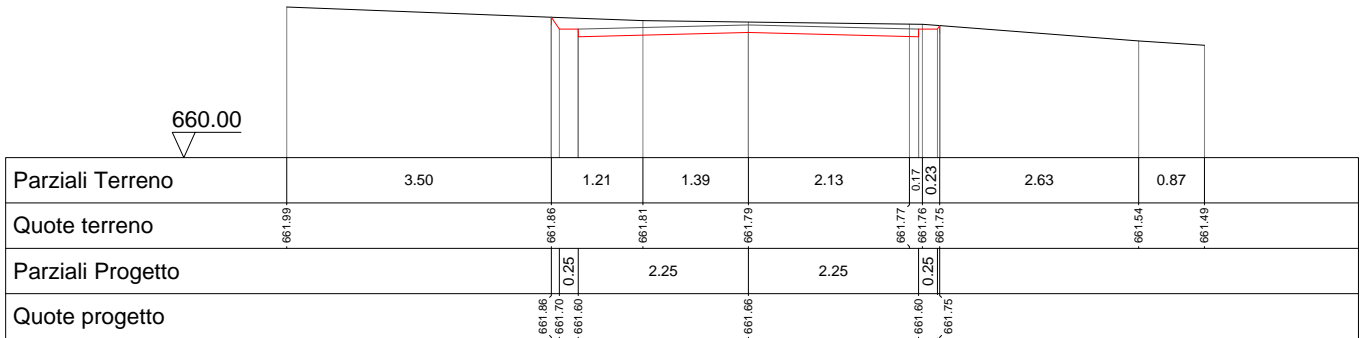
2
20.000

660.00



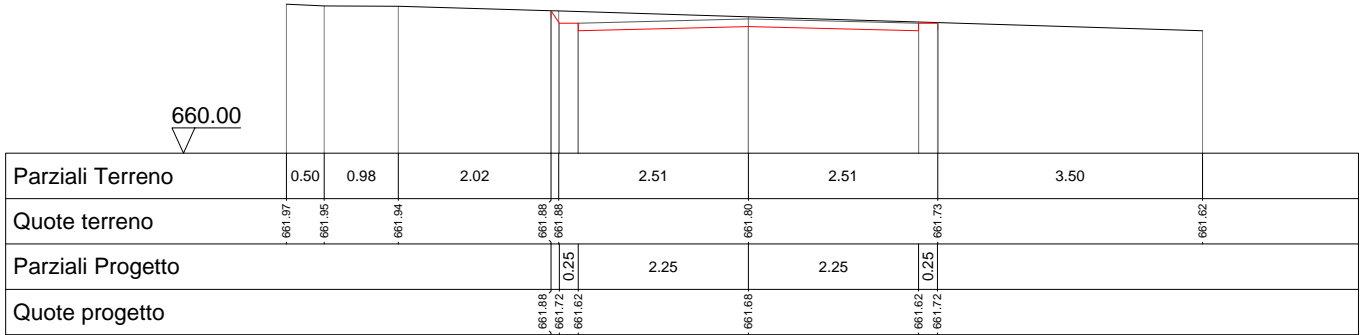
3
40.000

660.00



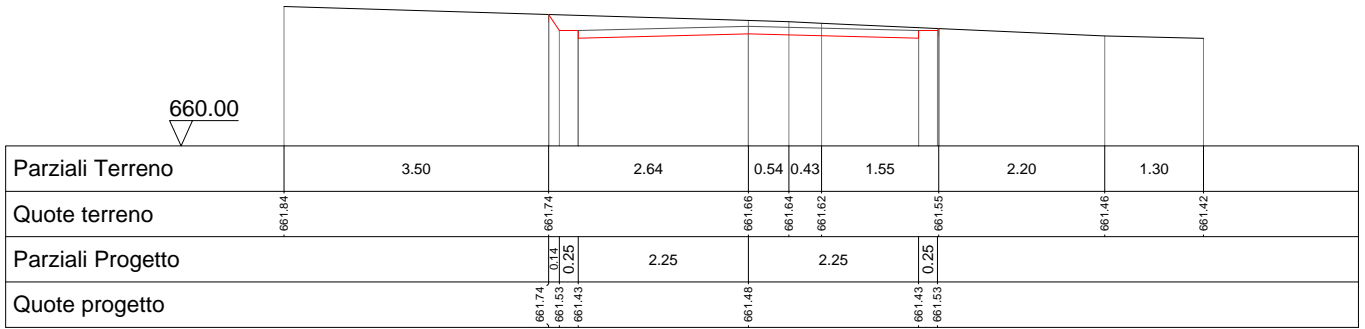
4
60.000

660.00



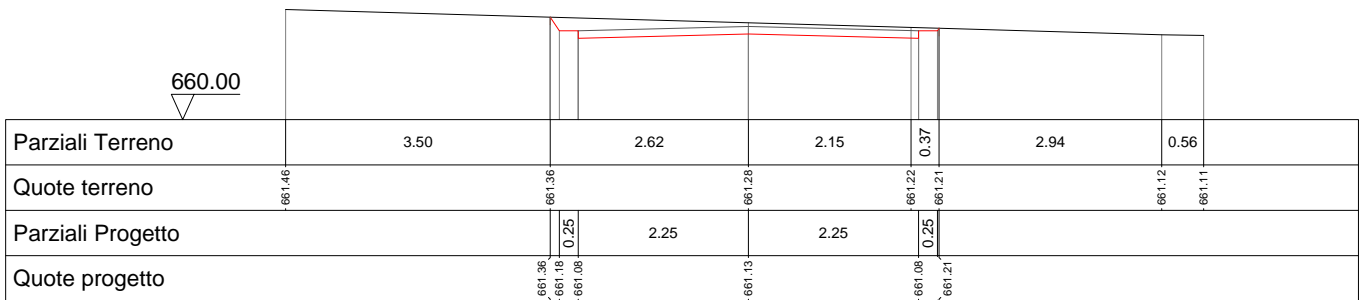
5
80.000

660.00

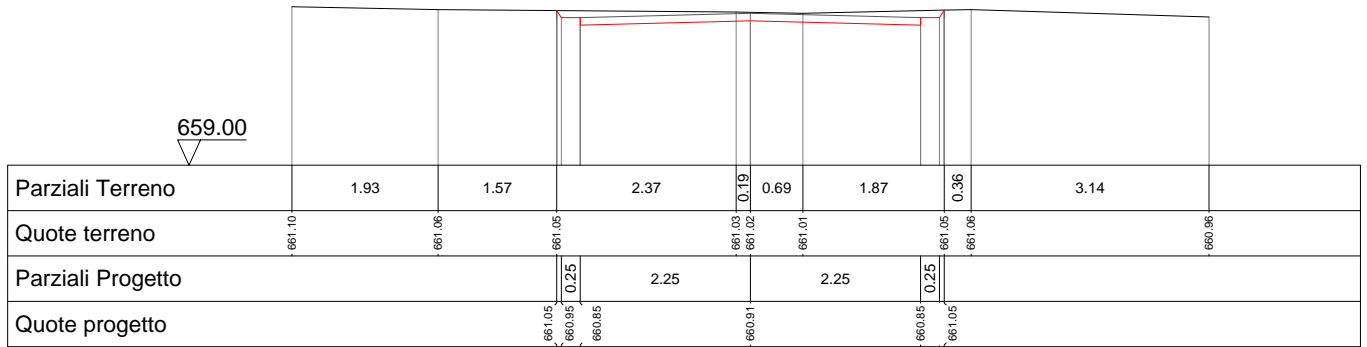


6
100.000

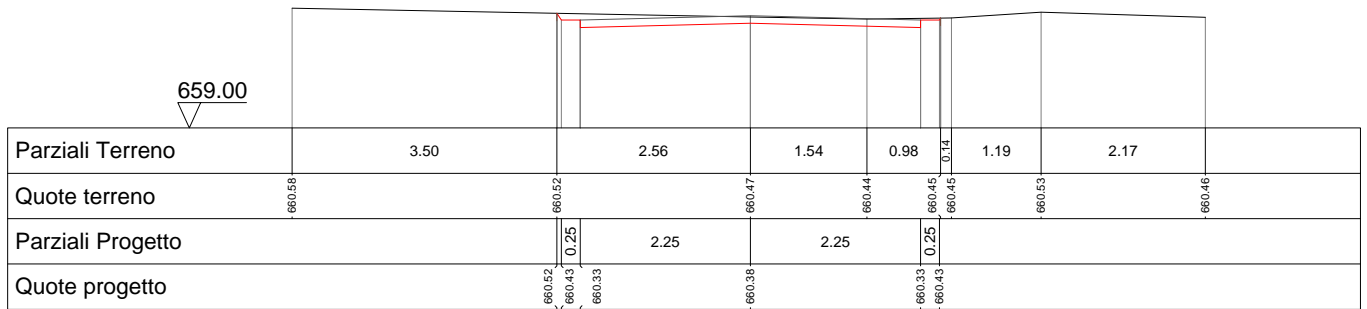
660.00



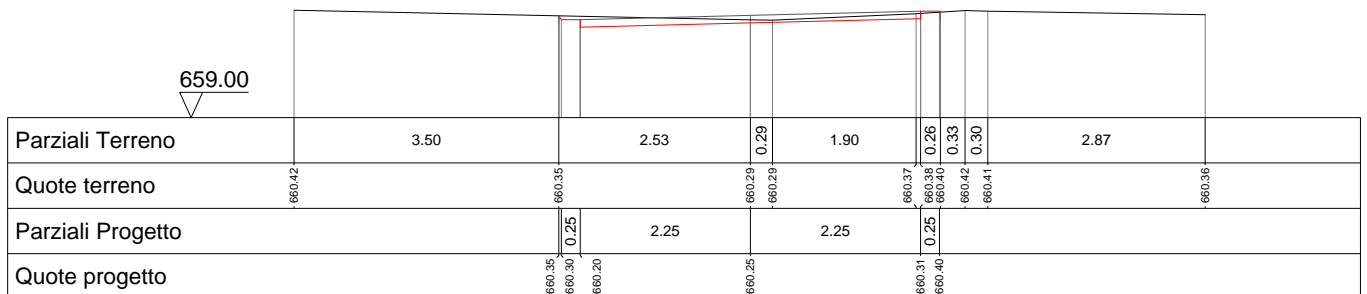
7
120.000



8
140.000



9
144.074



10
150.000

659.00

Parziali Terreno		2.92	0.58	0.64	1.43	0.47	2.25	0.29	3.50	
Quote terreno	660.22		660.15	660.17	660.20		660.22	660.21	660.18	660.14
Parziali Progetto				0.25	2.25		2.25	0.25		
Quote progetto			660.17	660.10	660.00		660.06	660.12	660.18	

11
153.272

658.00

Parziali Terreno		1.44	0.46	1.60	0.55	2.02	2.25	0.23	3.50	
Quote terreno	660.11	660.08	660.10		660.11	660.11		660.08	660.05	660.01
Parziali Progetto				0.25	2.25		2.25	0.25		
Quote progetto			660.11	660.00	659.80		659.95	660.01	660.05	

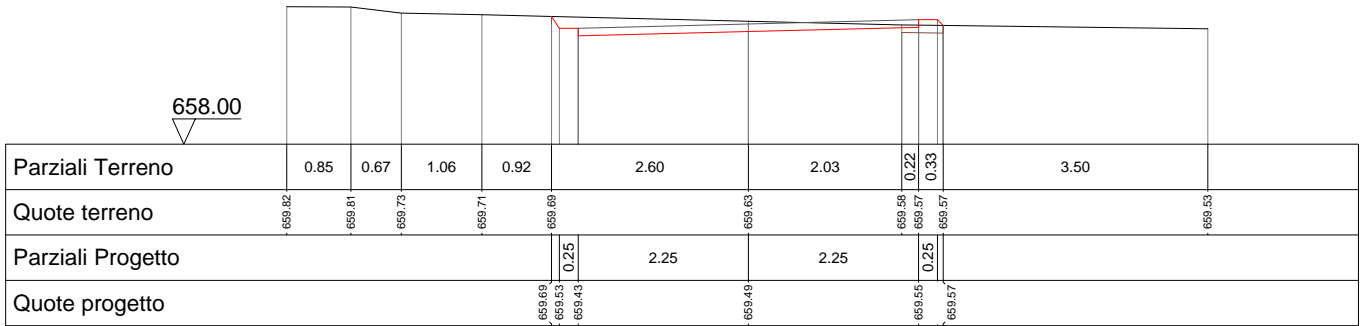
12
160.000

658.00

Parziali Terreno		1.57	0.31	0.49	1.13	1.27	1.33	2.25	0.28	3.50
Quote terreno	659.91	659.90	659.86	659.86	659.83	659.80	659.79	659.77	659.77	659.74
Parziali Progetto					0.25	2.25		2.25	0.25	
Quote progetto			659.83	659.88	659.58		659.64	659.69	659.77	

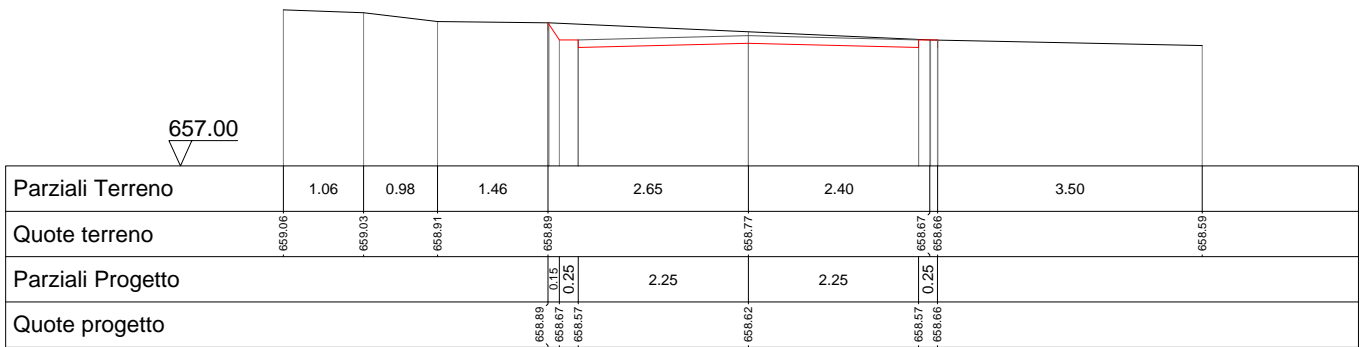
13
162.471

658.00



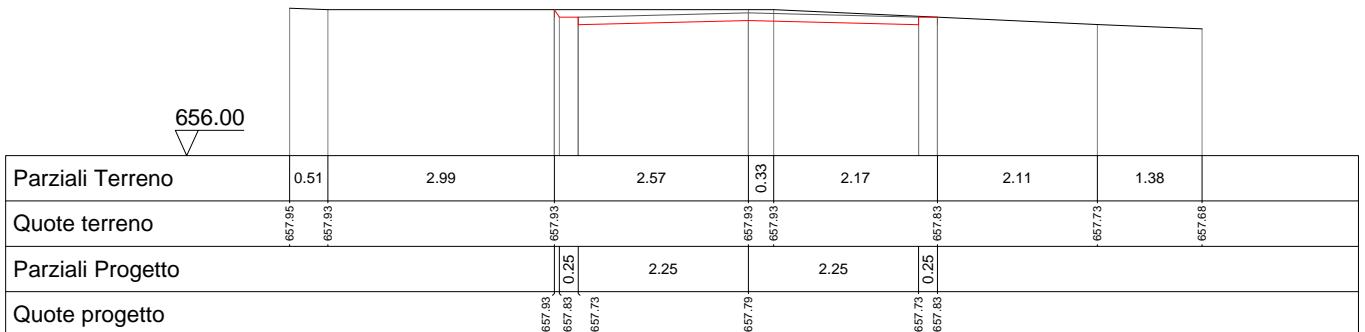
14
180.000

657.00



15
200.000

656.00



16
212.355

655.00

Parziali Terreno	3.50	0.25	2.25	2.33	0.24	3.50
Quote terreno	-657.19	-657.19	-657.19	-657.19	-657.19	-657.03
Parziali Progetto		0.25	2.25	2.25	0.25	
Quote progetto		-657.19	-657.09	-657.04	-656.98	-657.18

17
220.000

655.00

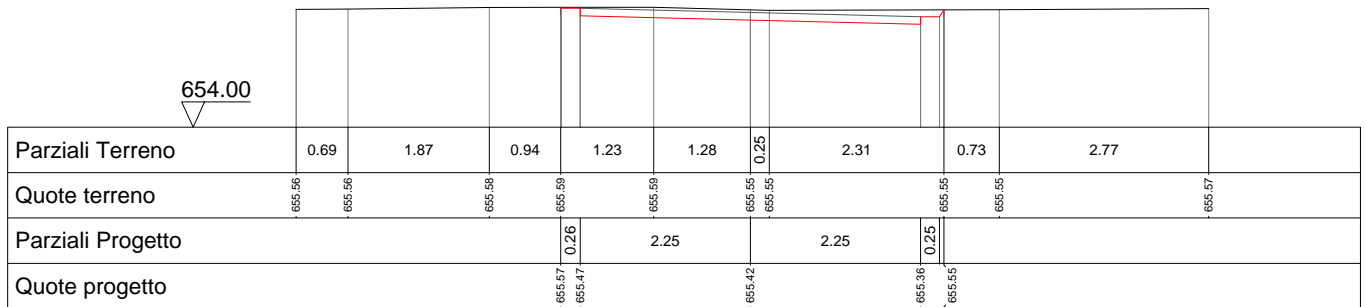
Parziali Terreno	3.42	0.29	2.25	0.52	1.81	0.18	3.50
Quote terreno	-656.70	-656.69	-656.69	-656.71	-656.71	-656.64	-656.64
Parziali Progetto		0.25	2.25		2.25	0.25	
Quote progetto		-656.69	-656.63	-656.57	-656.52	-656.62	-656.62

18
230.000

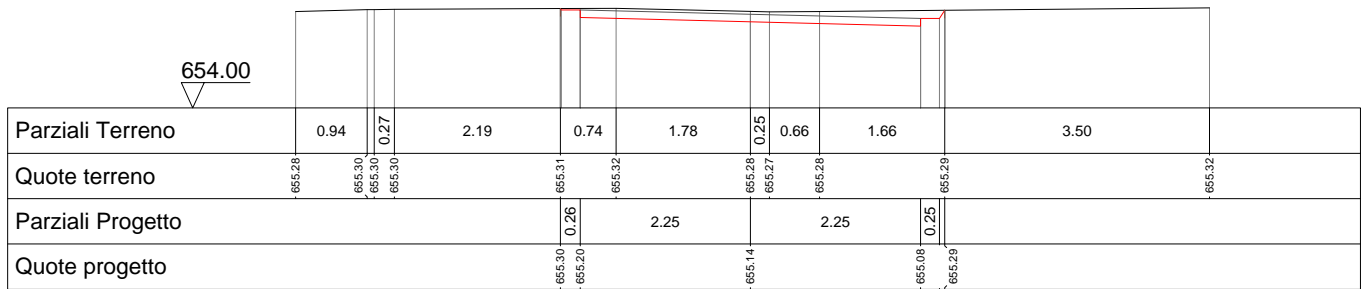
654.00

Parziali Terreno	3.50	0.26	0.37	0.99	0.72	0.17	2.55	3.50
Quote terreno	-656.01	-656.03	-656.03	-656.03	-656.03	-656.00	-656.00	-655.99
Parziali Progetto		0.26		2.25			2.25	0.25
Quote progetto		-656.03	-655.93		-655.98		-655.92	-655.90

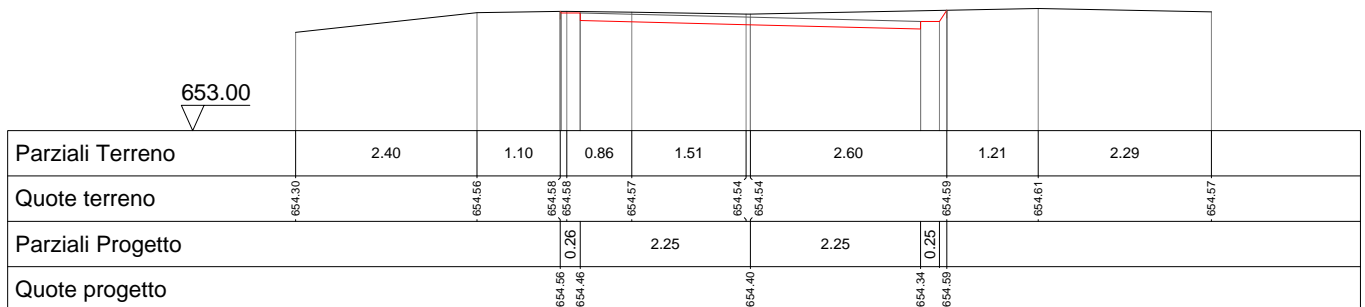
19
236.230



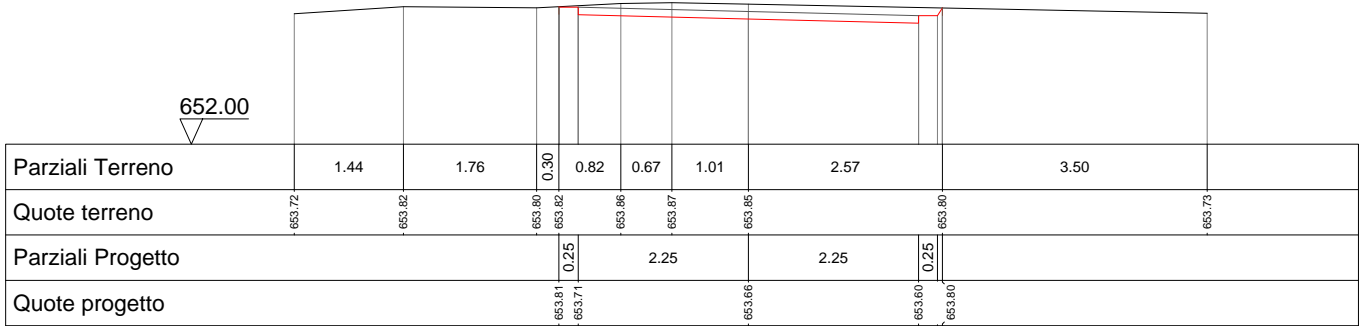
20
240.000



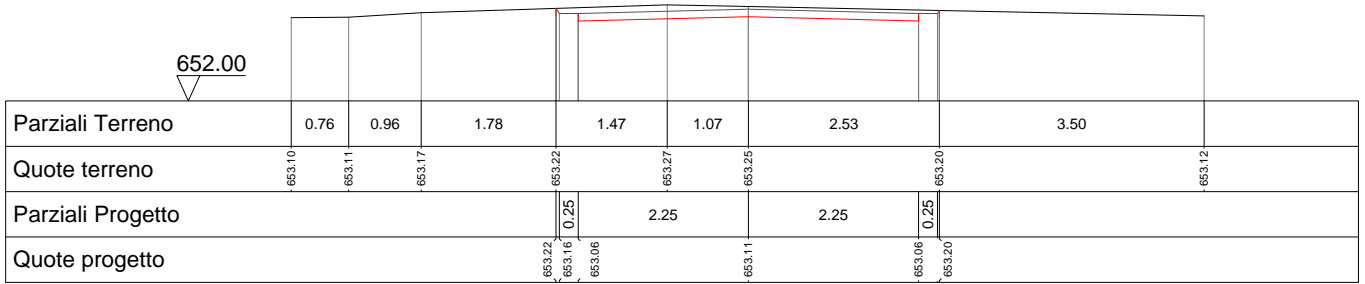
21
250.000



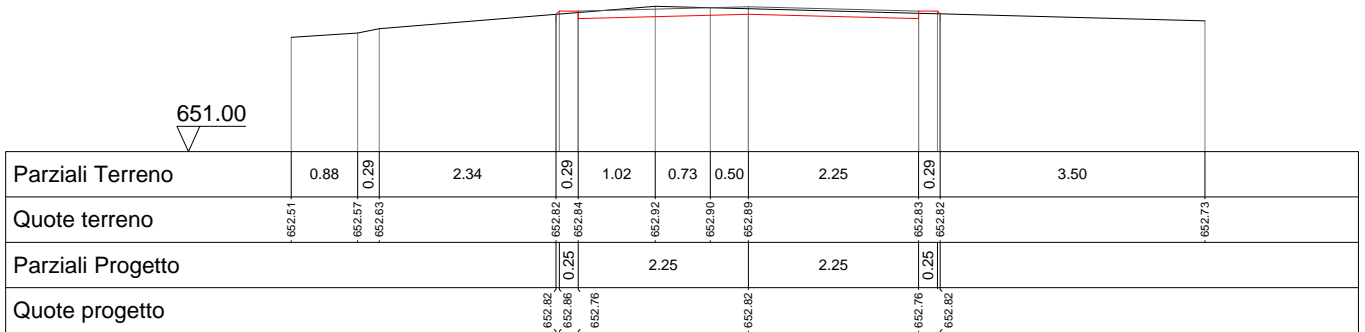
22
260.105



23
280.000

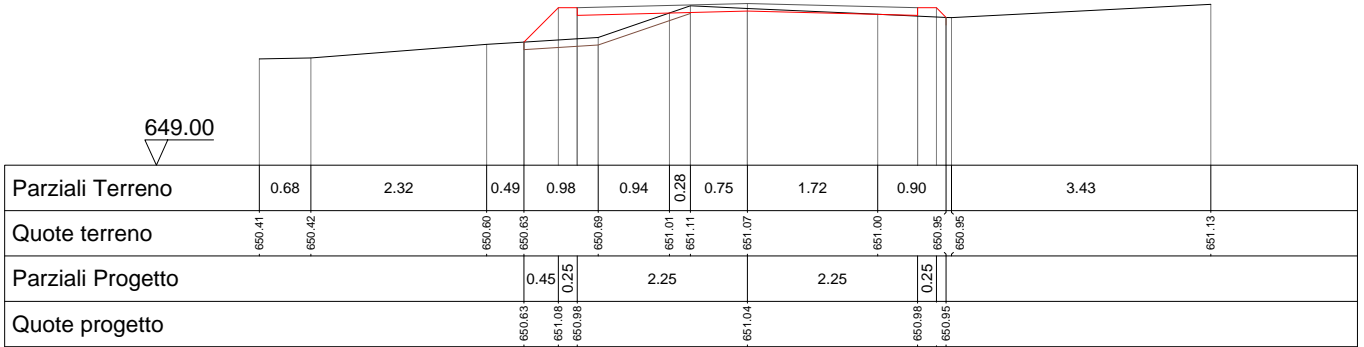


24
300.000



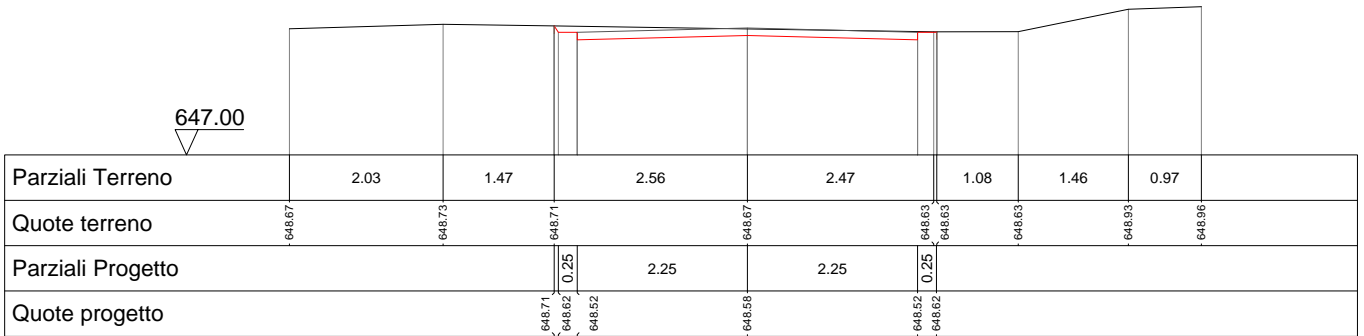
25
320.000

649.00



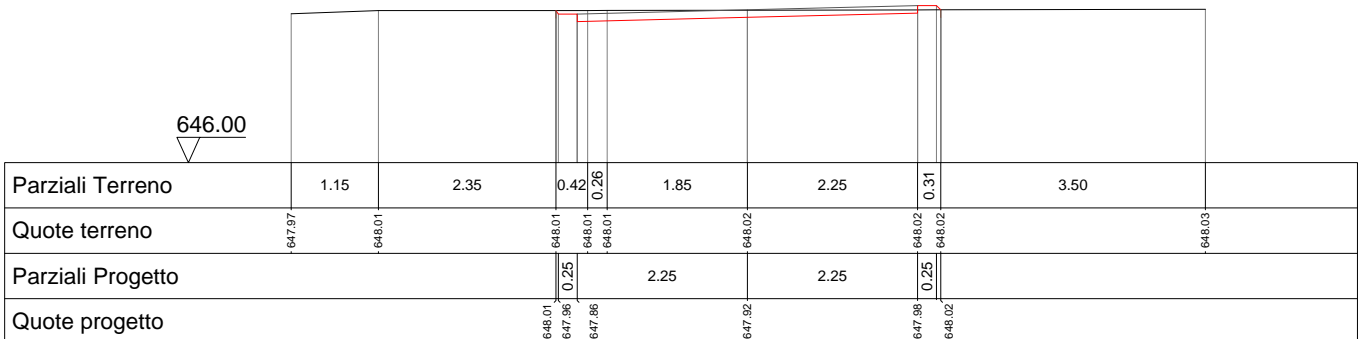
26
340.000

647.00

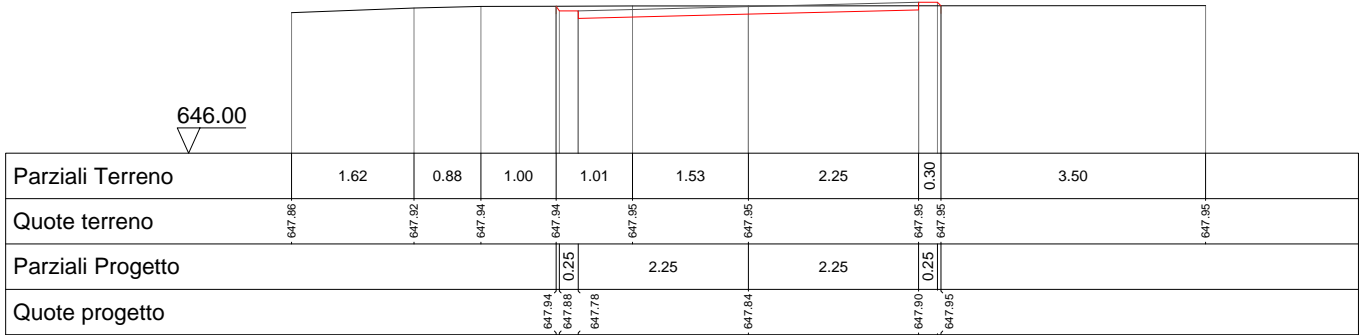


27
356.431

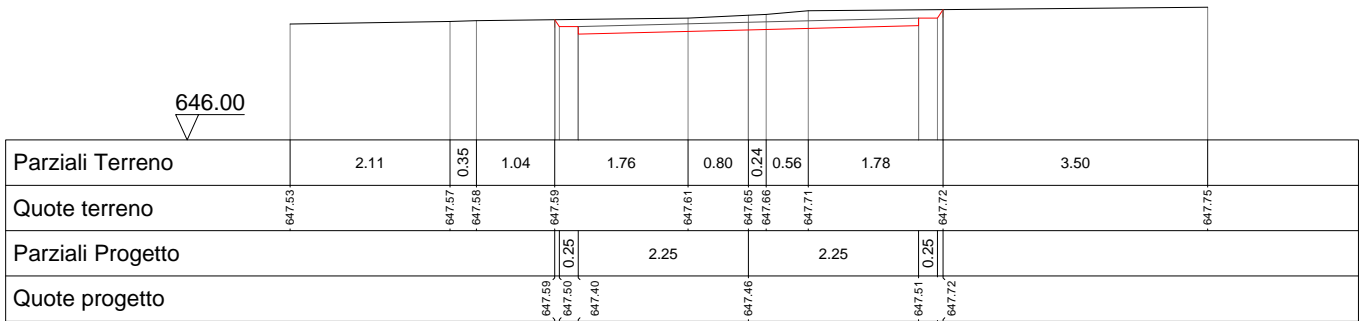
646.00



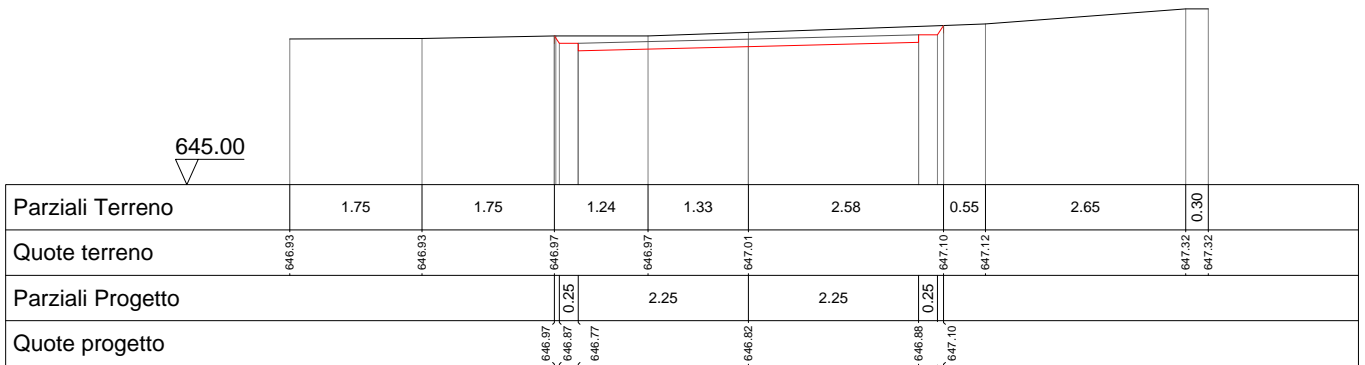
28
360.000



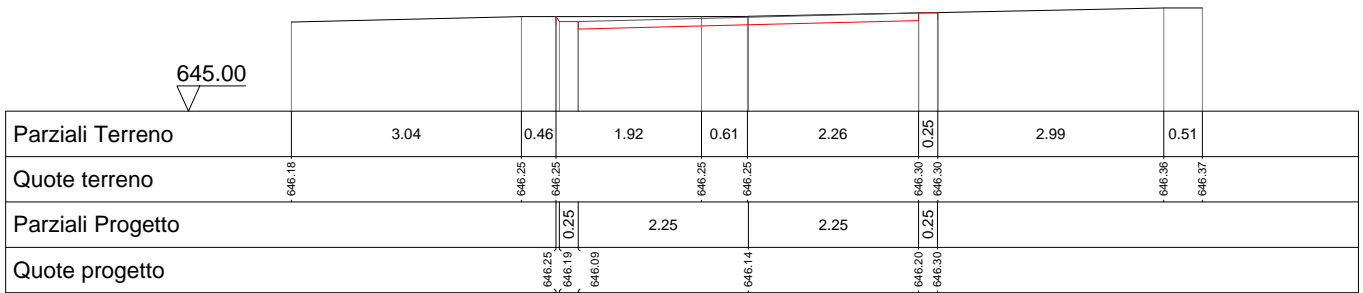
29
370.000



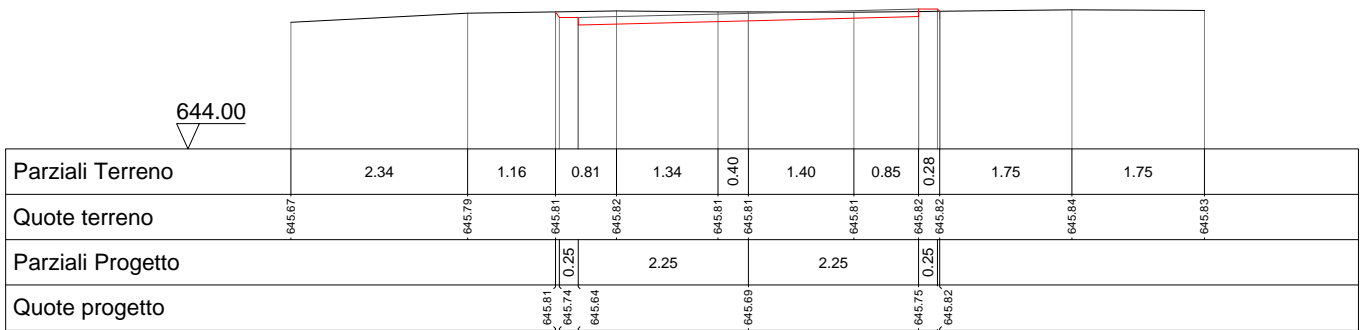
30
380.000



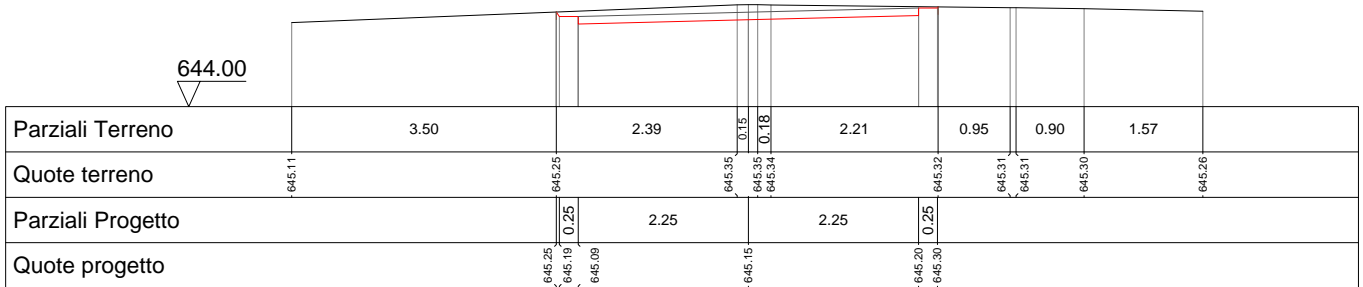
31
390.000



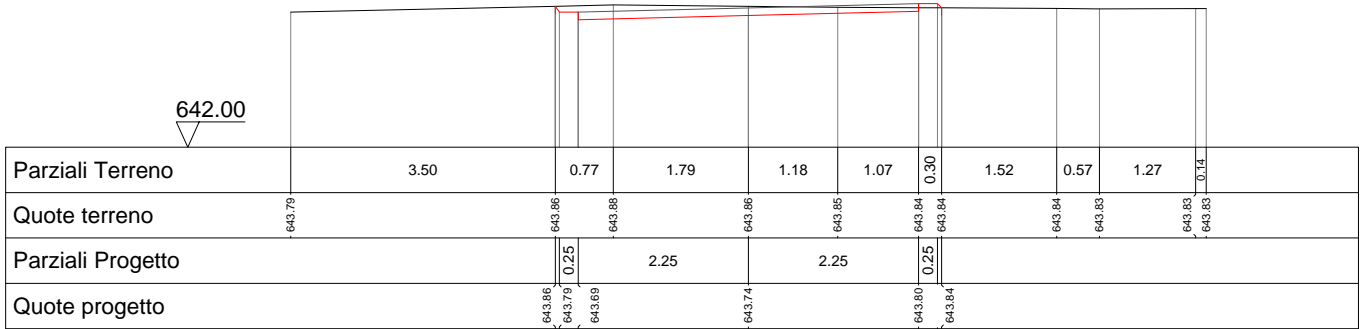
32
394.878



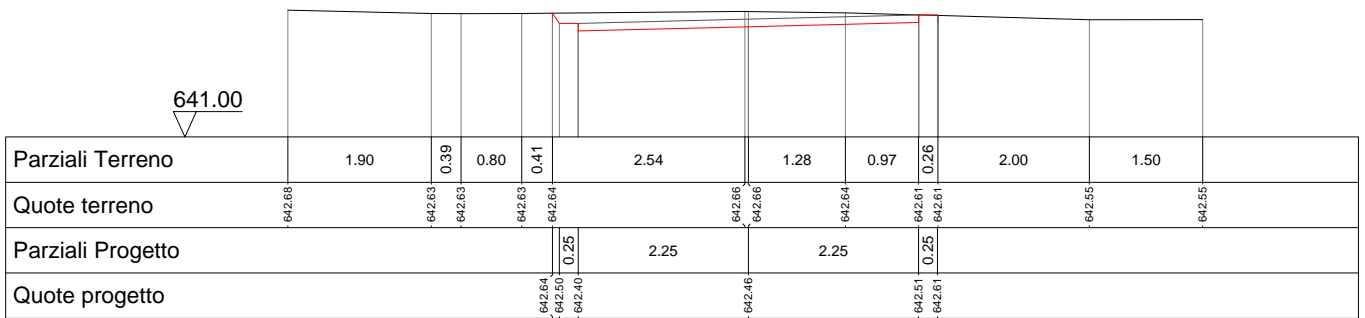
33
400.000



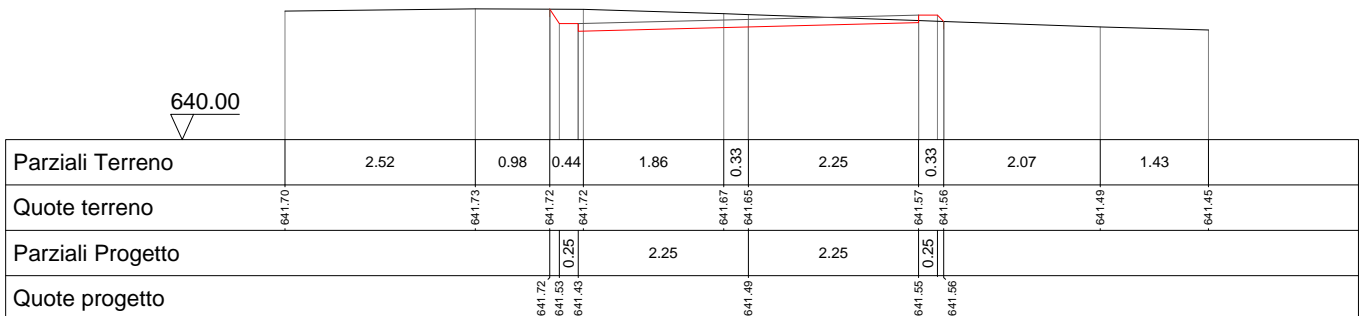
34
410.000



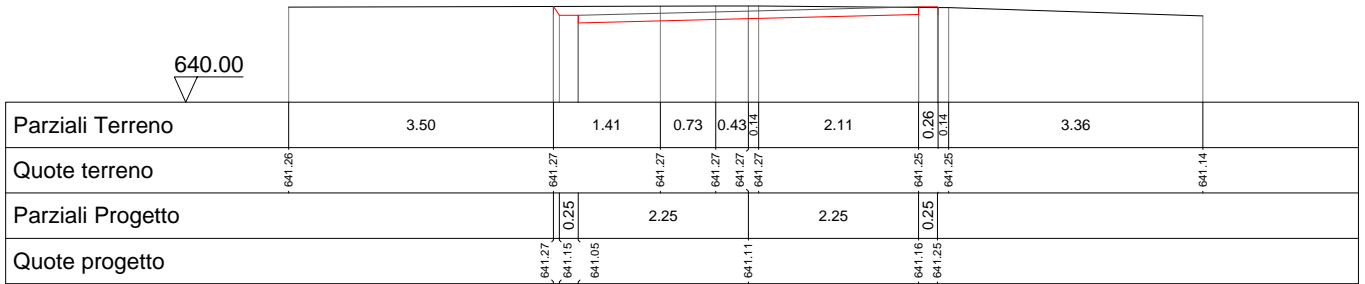
35
420.000



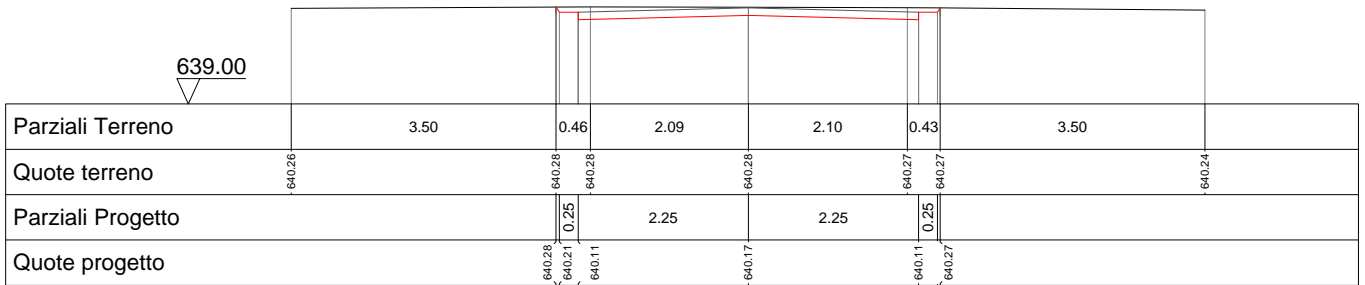
36
430.000



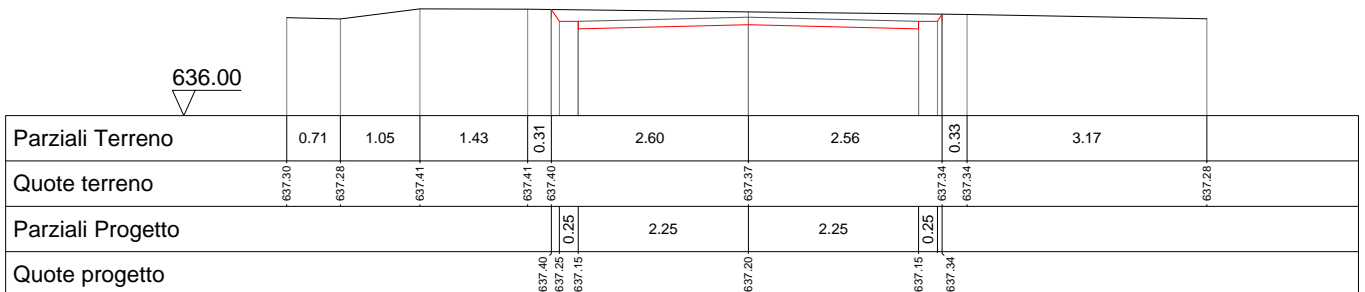
37
433.325



38
440.000

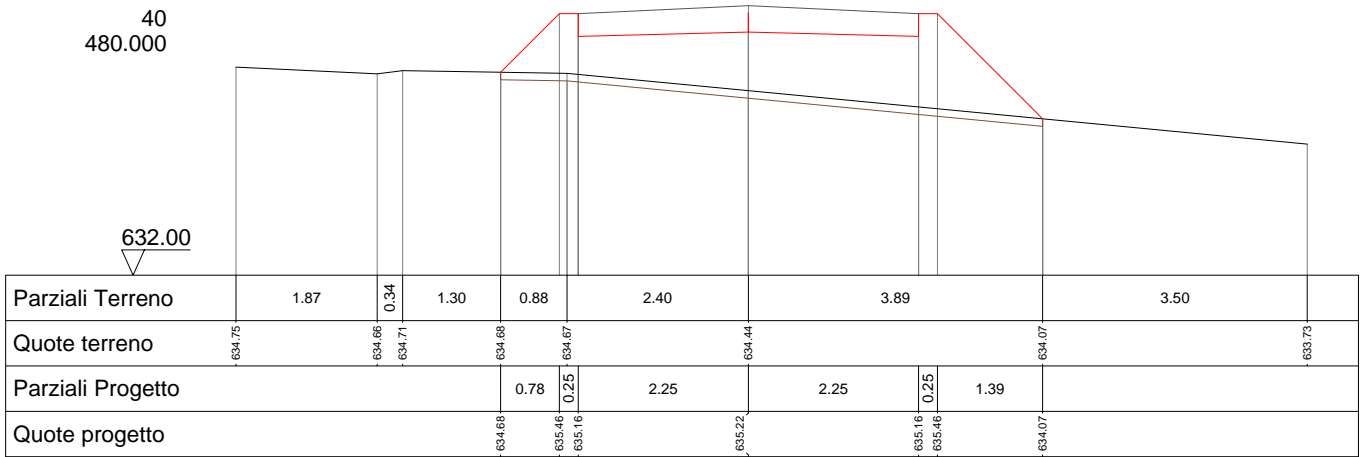


39
460.000



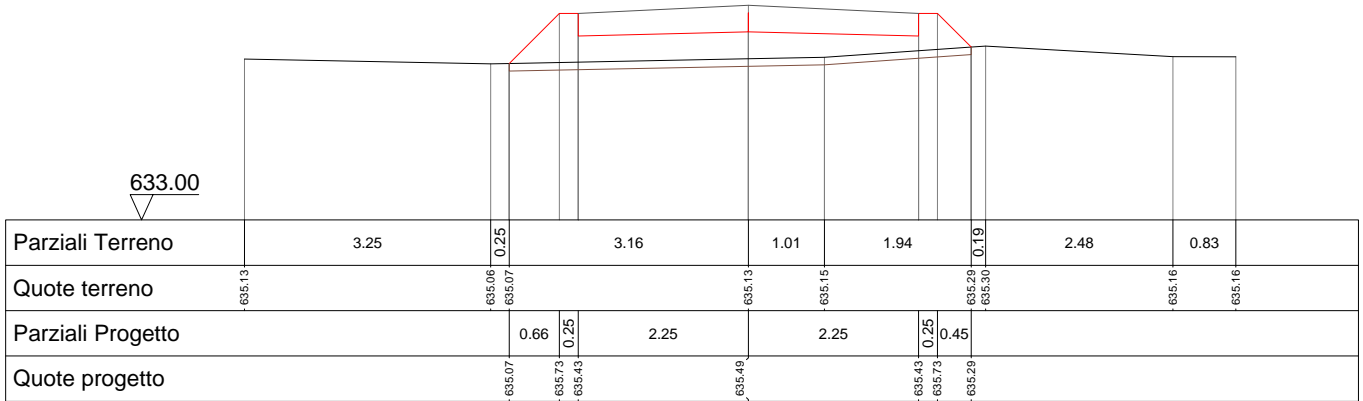
40
480.000

632.00



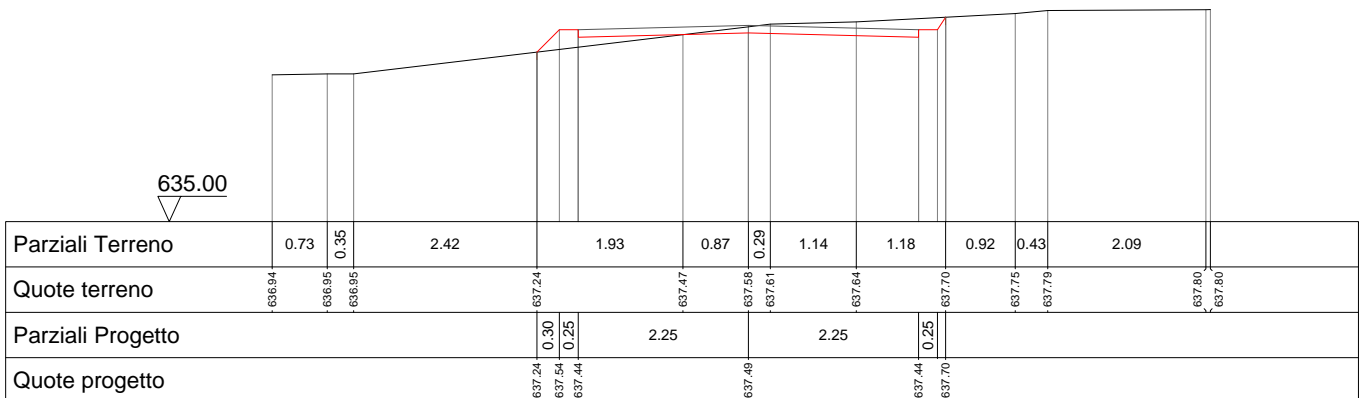
41
500.000

633.00



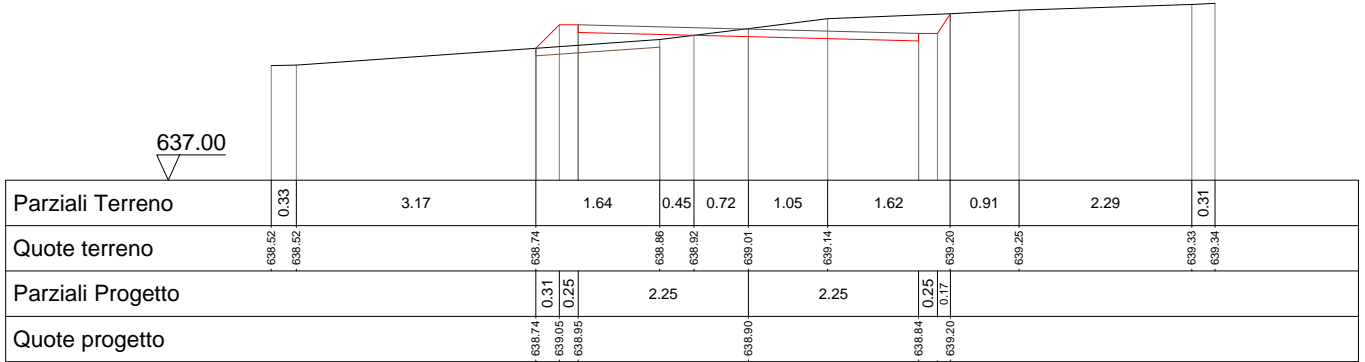
42
520.000

635.00



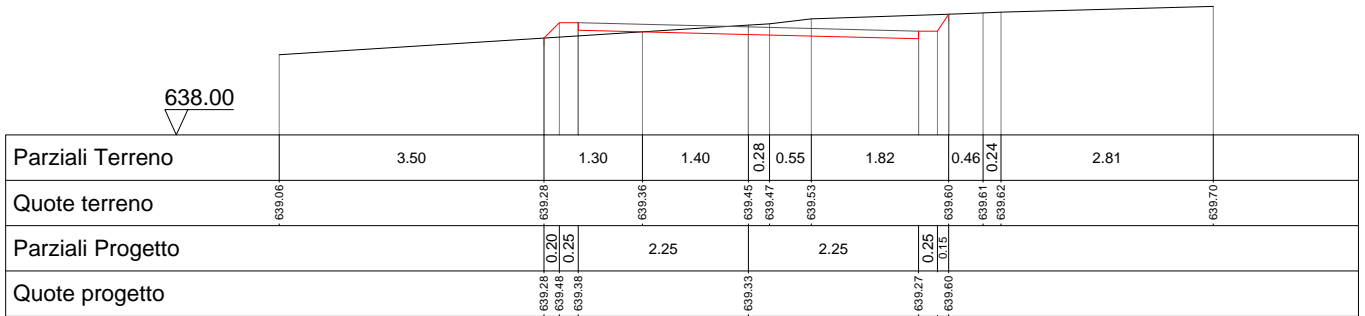
43
535.313

637.00



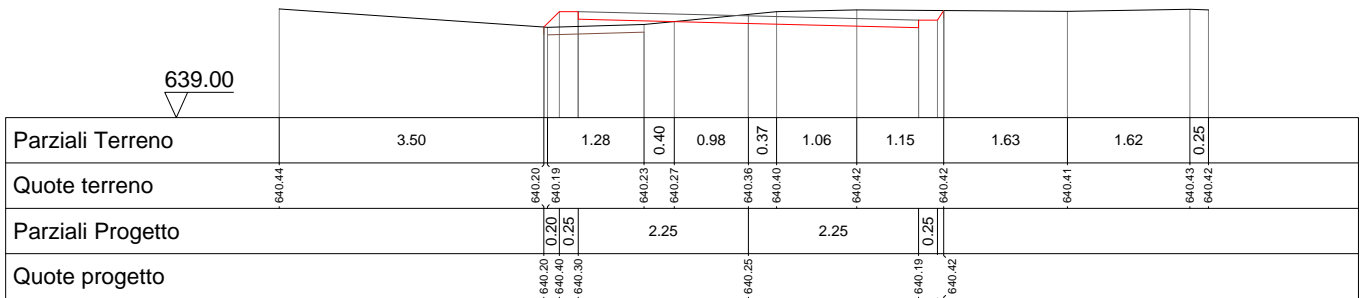
44
540.000

638.00

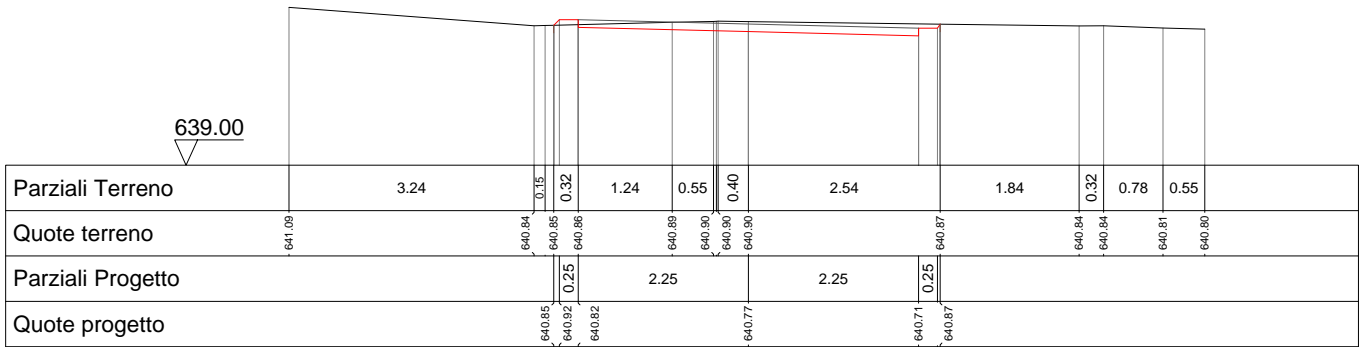


45
550.000

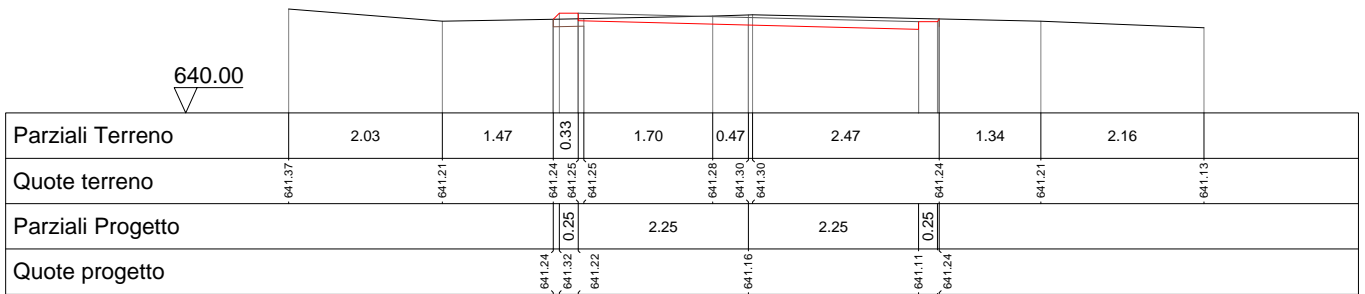
639.00



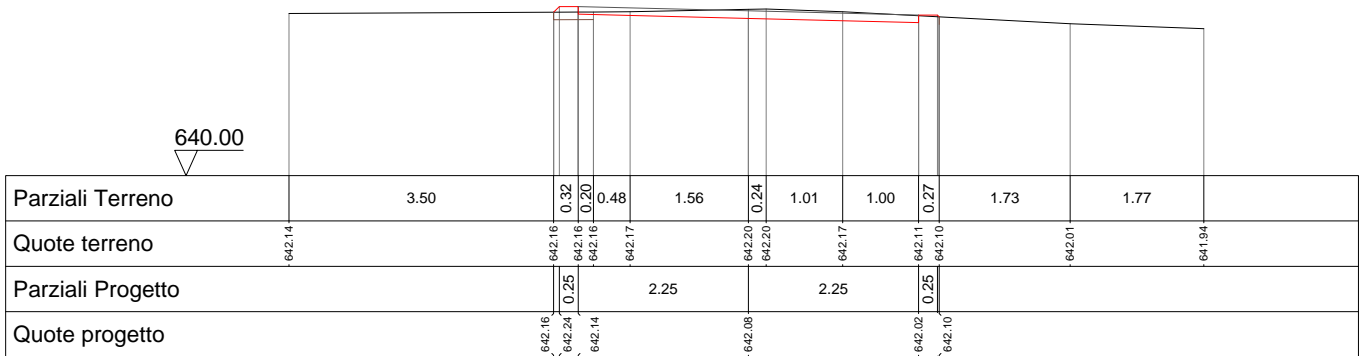
46
555.698



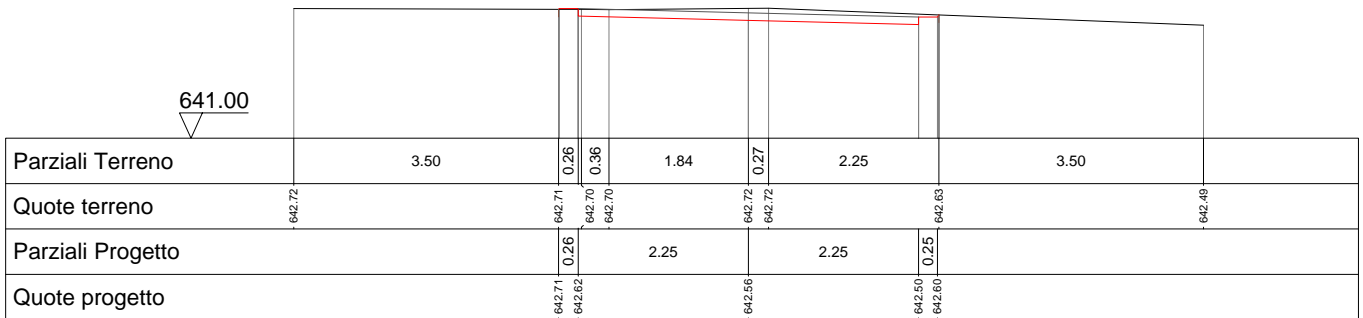
47
560.000



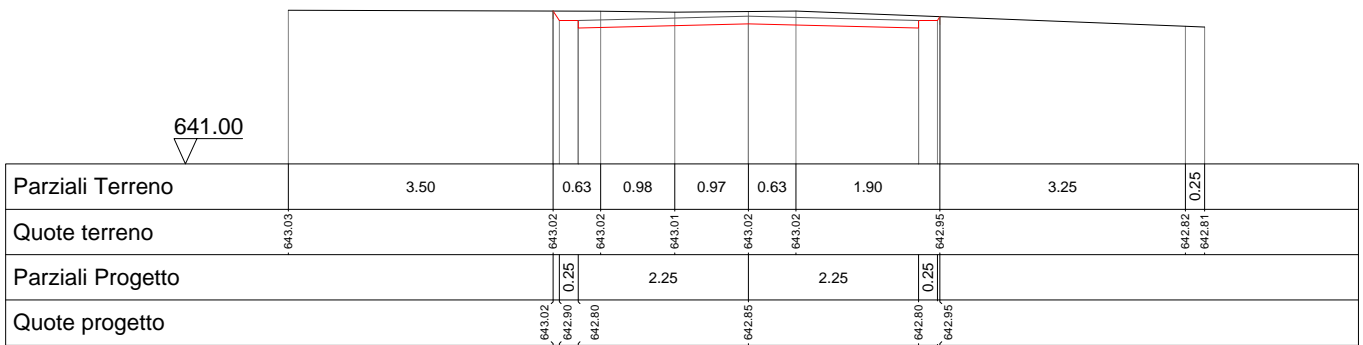
48
570.000



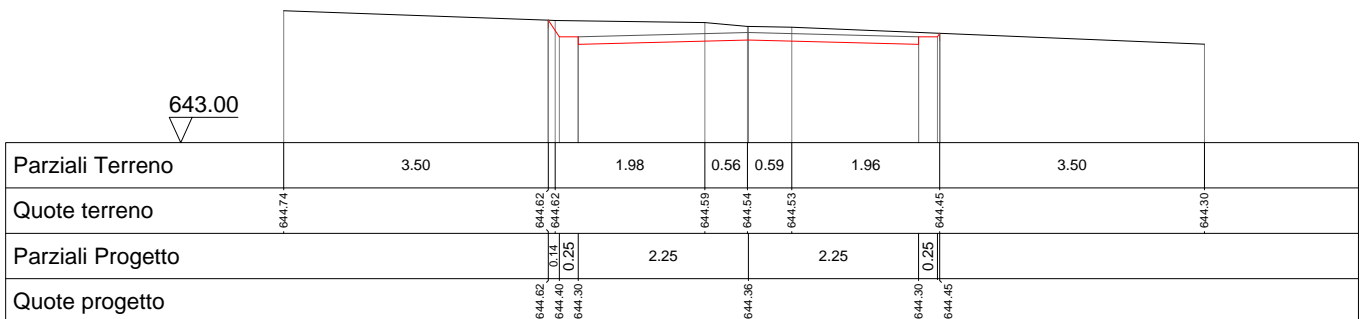
49
576.082



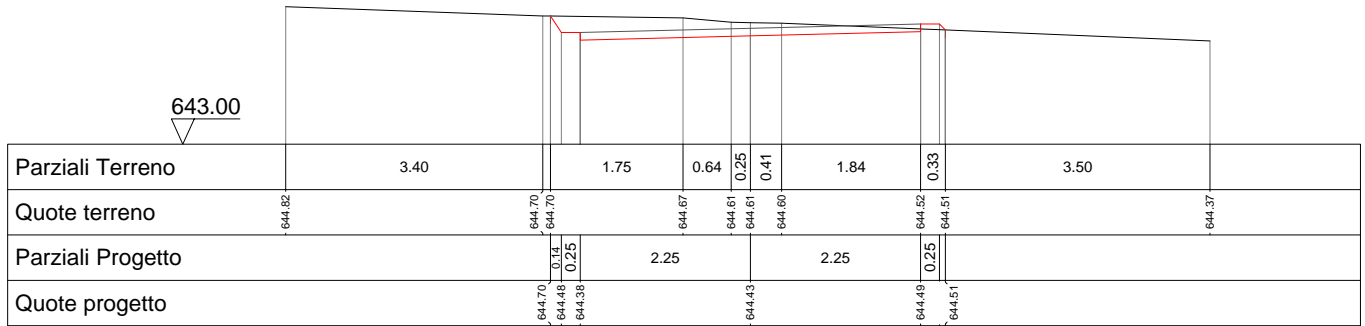
50
580.000



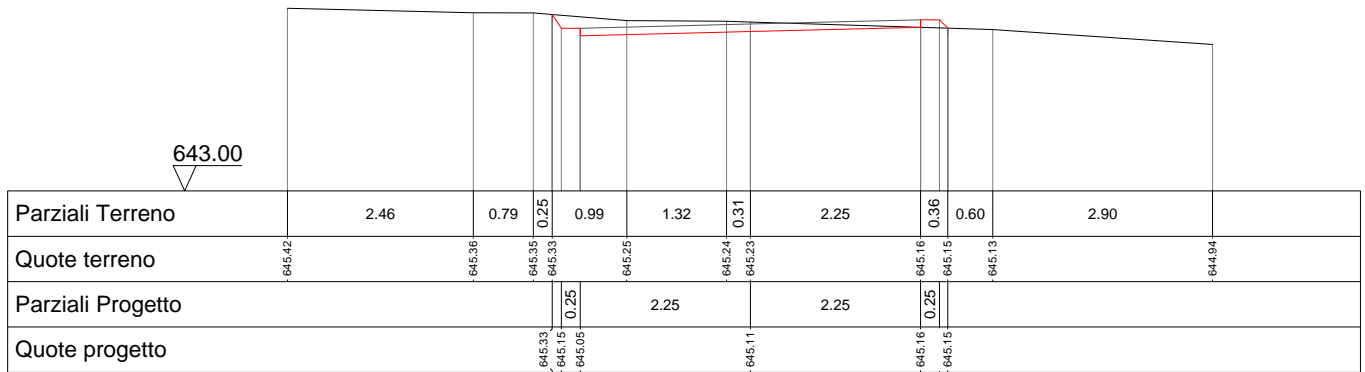
51
600.000



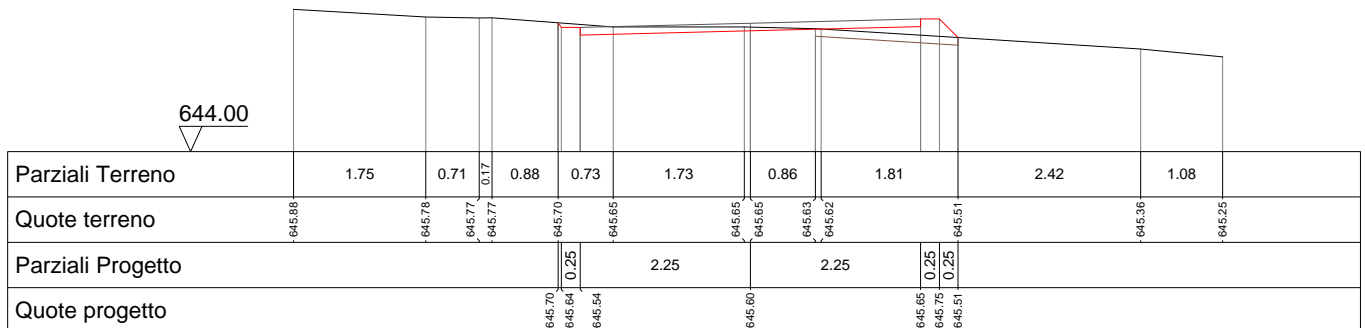
52
601.029



53
610.000

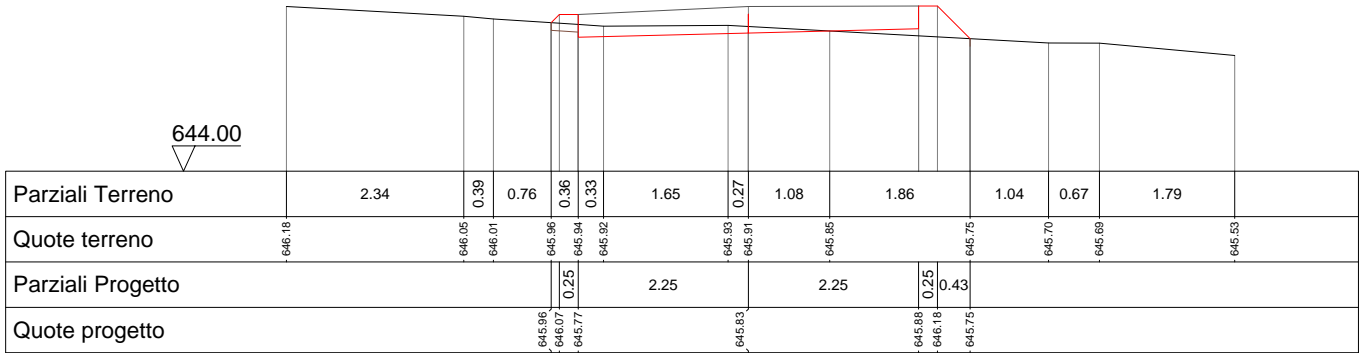


54
615.686



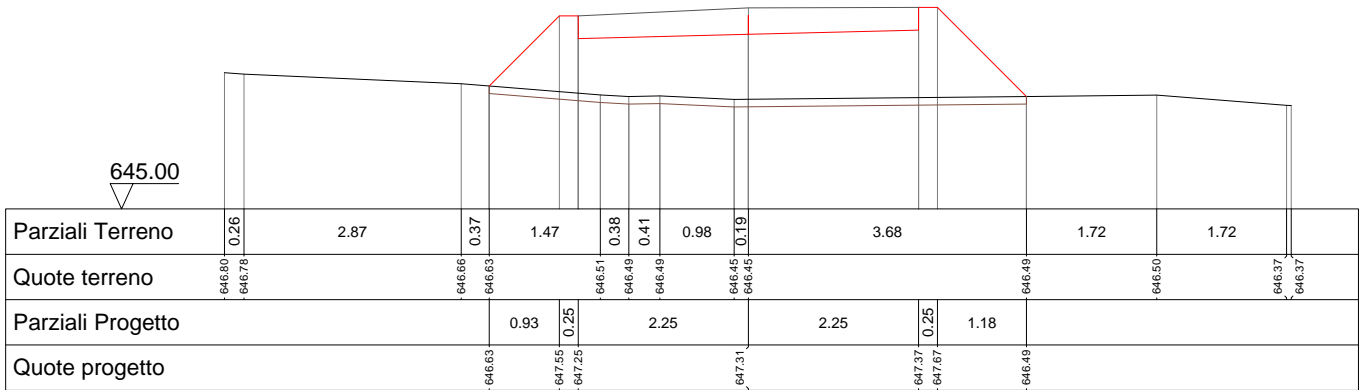
55
620.000

644.00



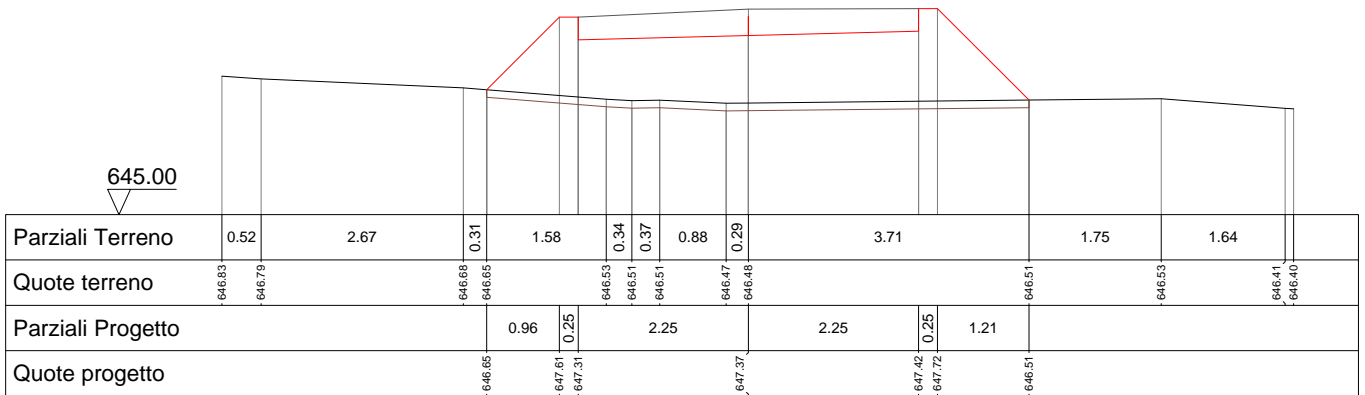
56
630.000

645.00




57
630.344

645.00

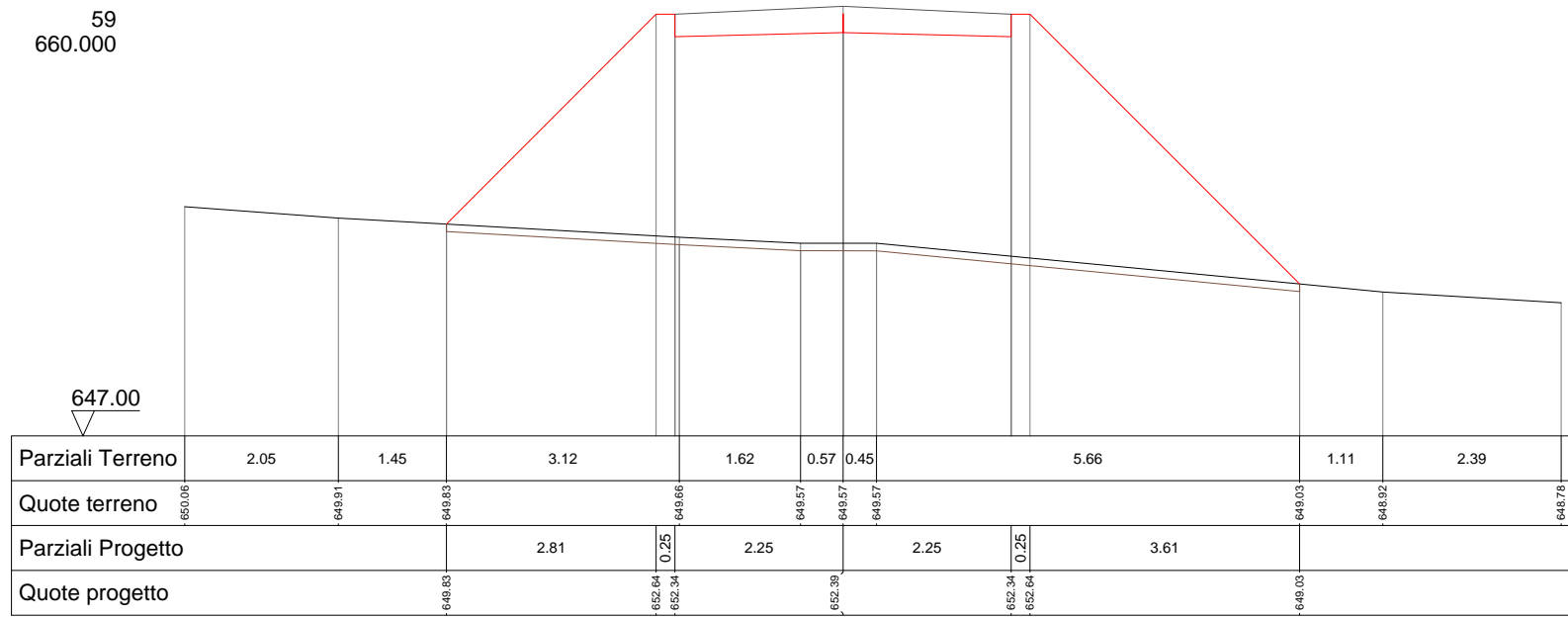


58
640.000

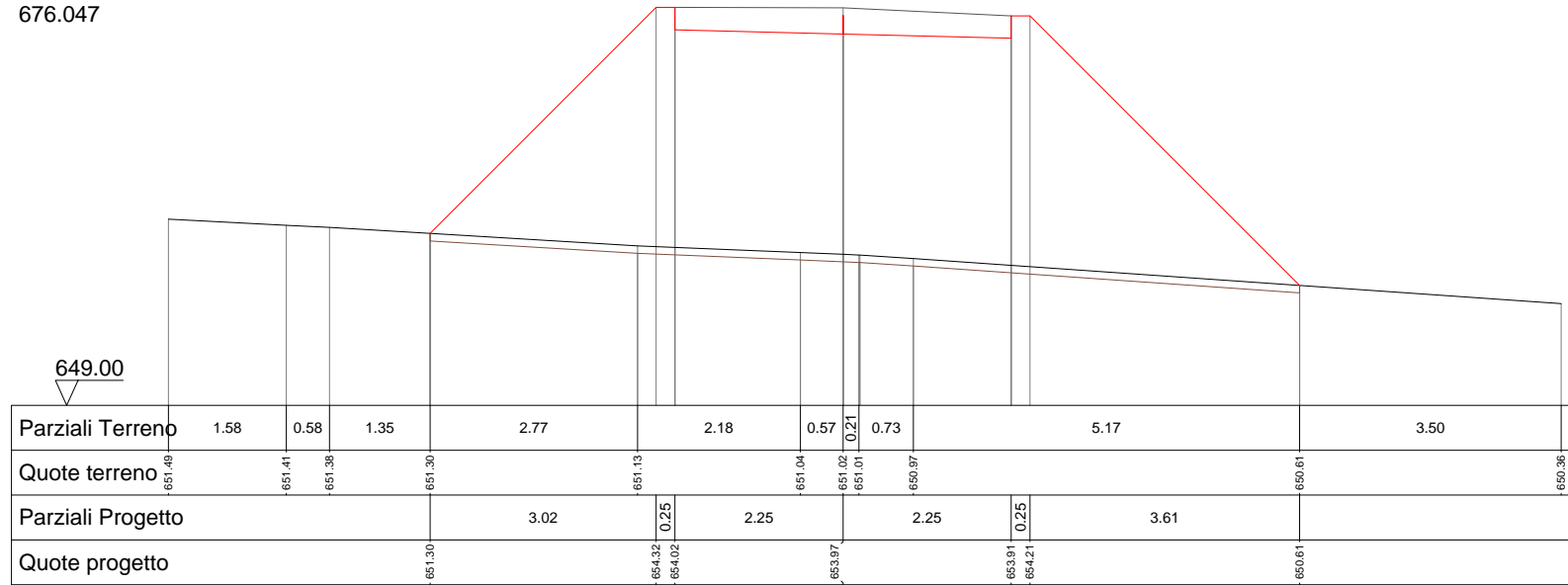


646.00

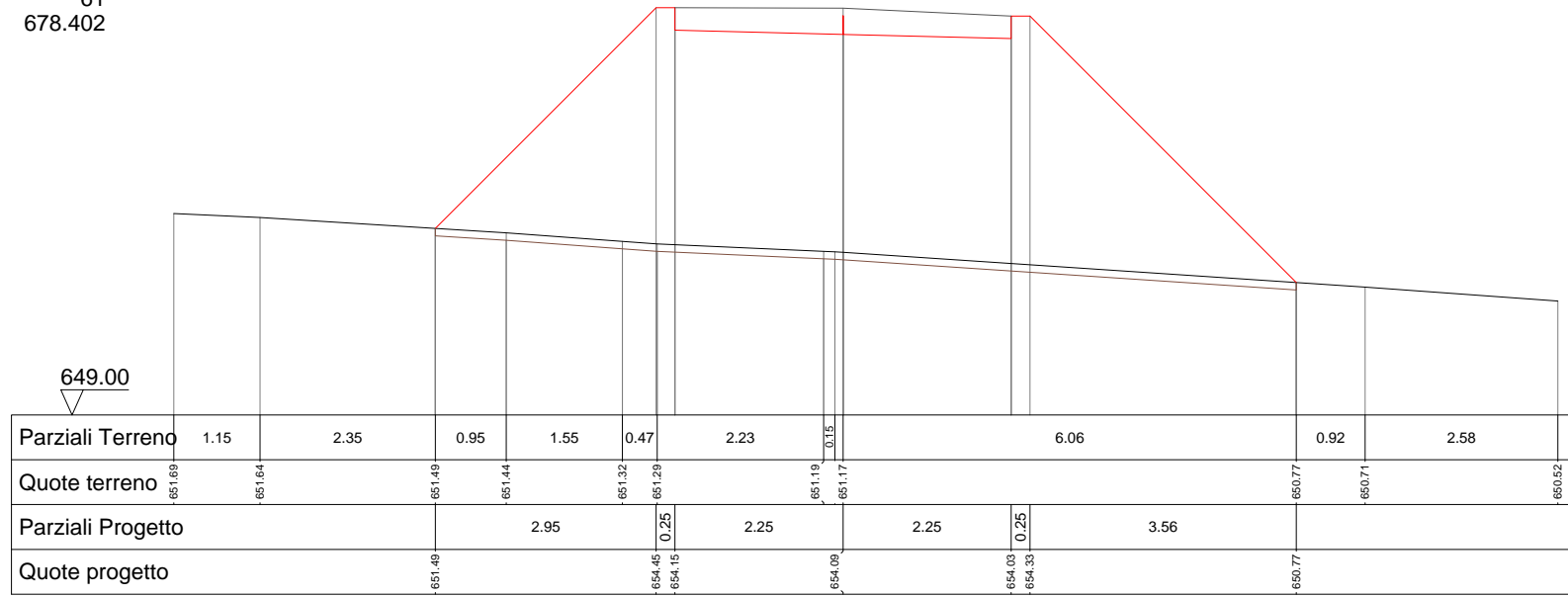
59
660.000



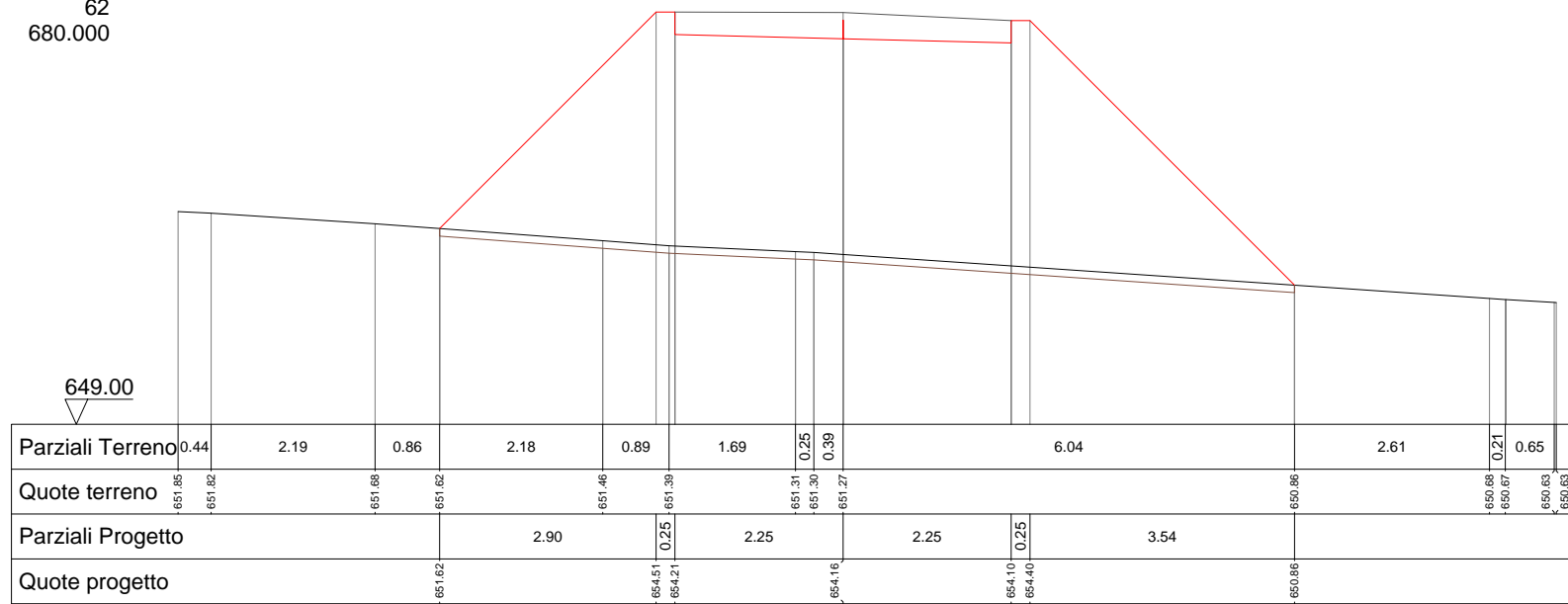
60
676.047



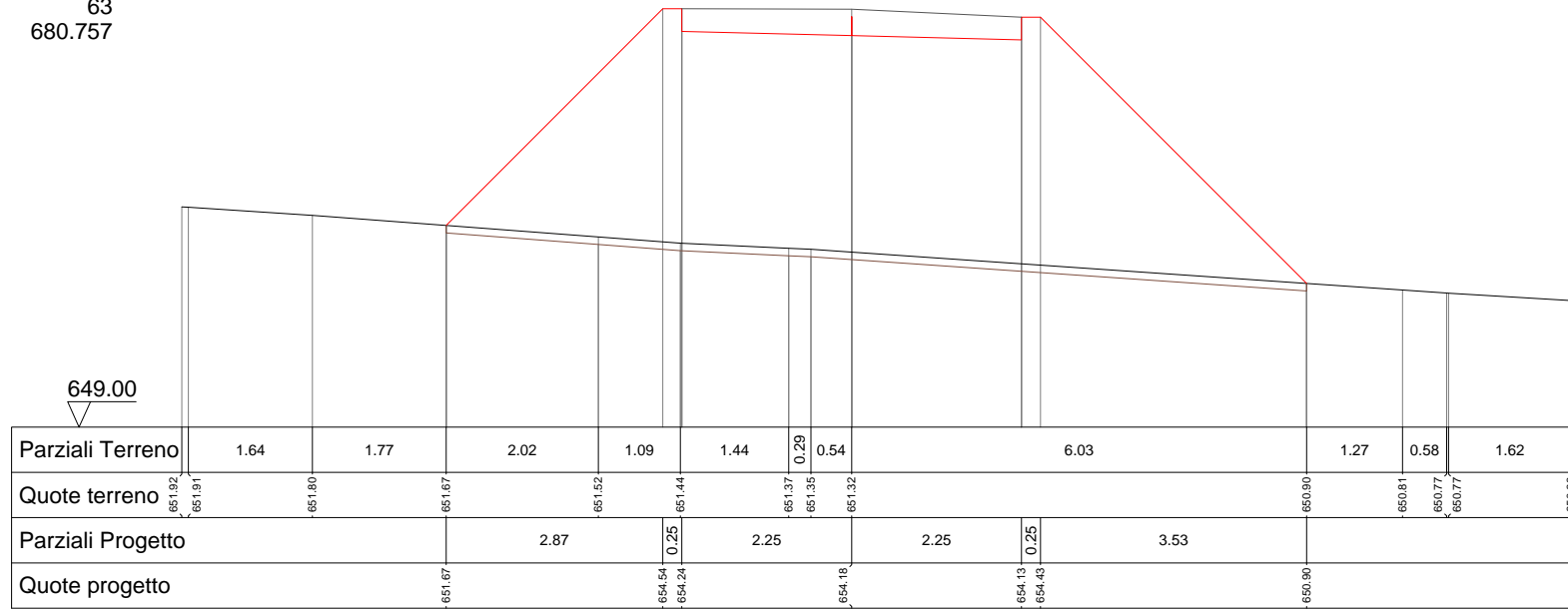
61
678.402



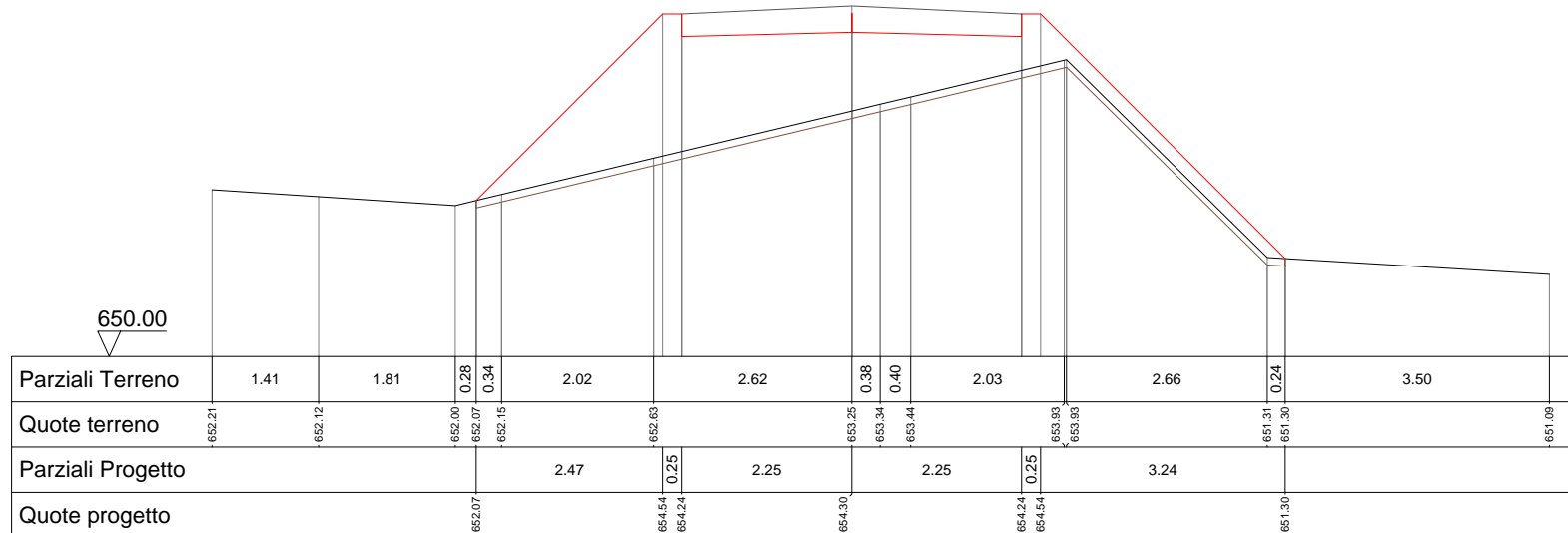
62
680.000



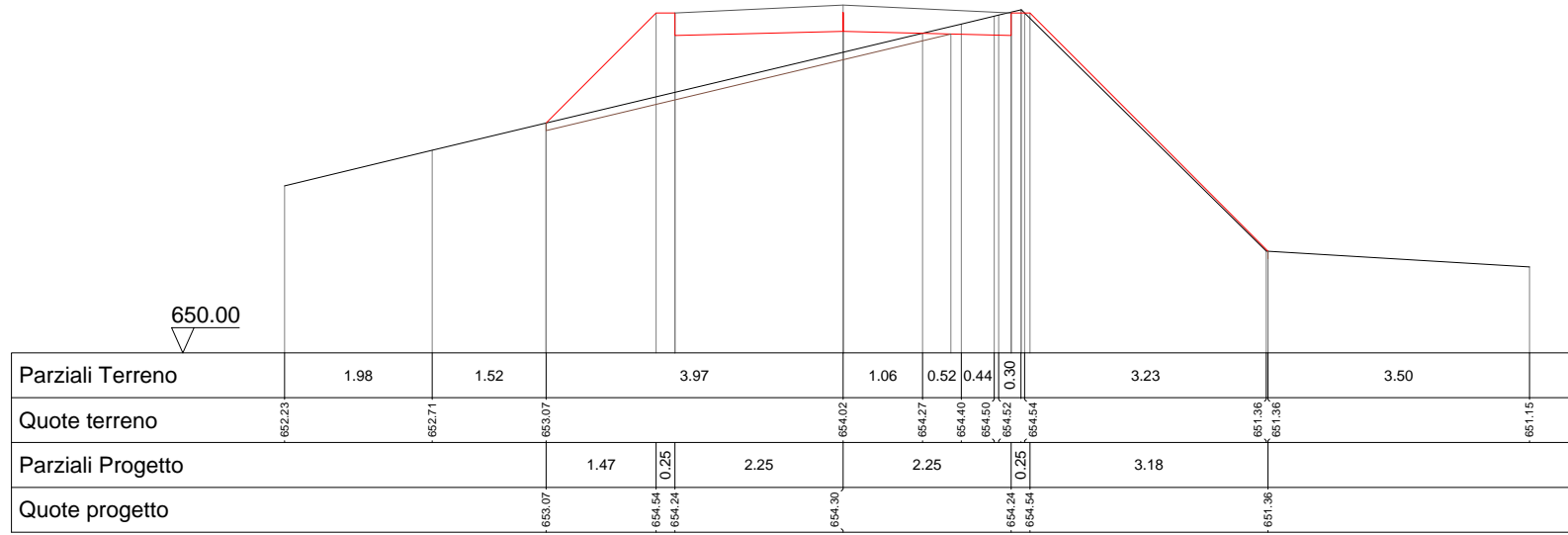
63
680.757



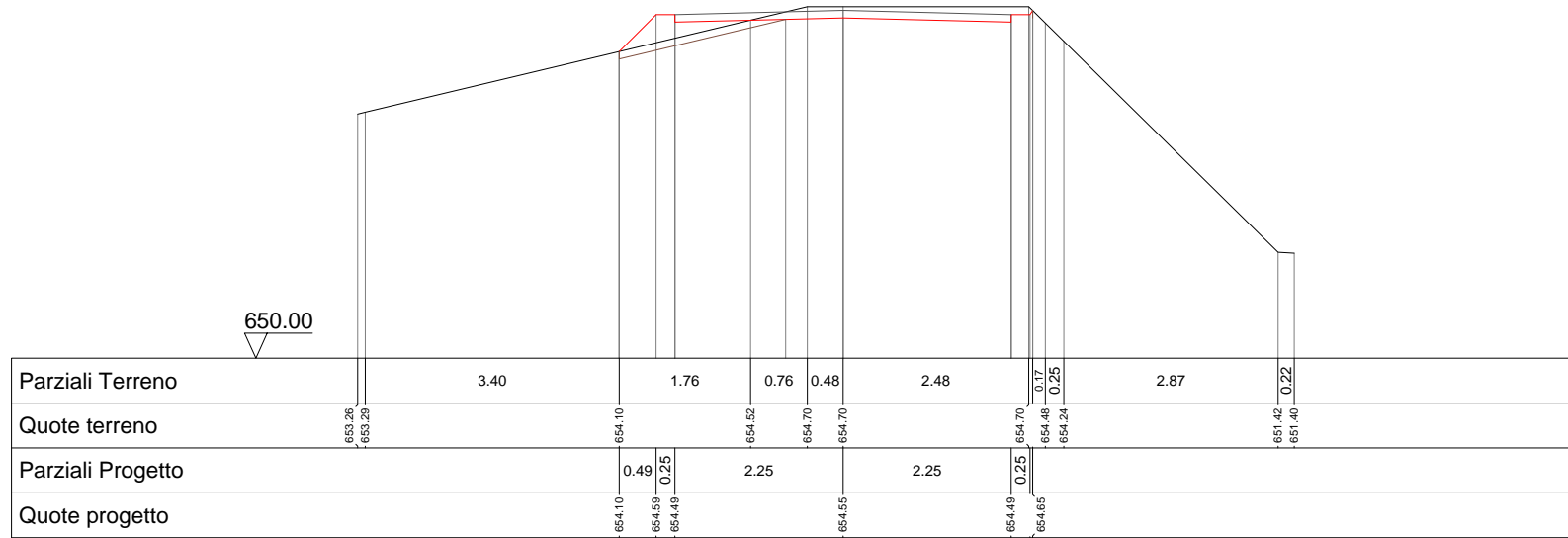
64
686.205



65
686.992



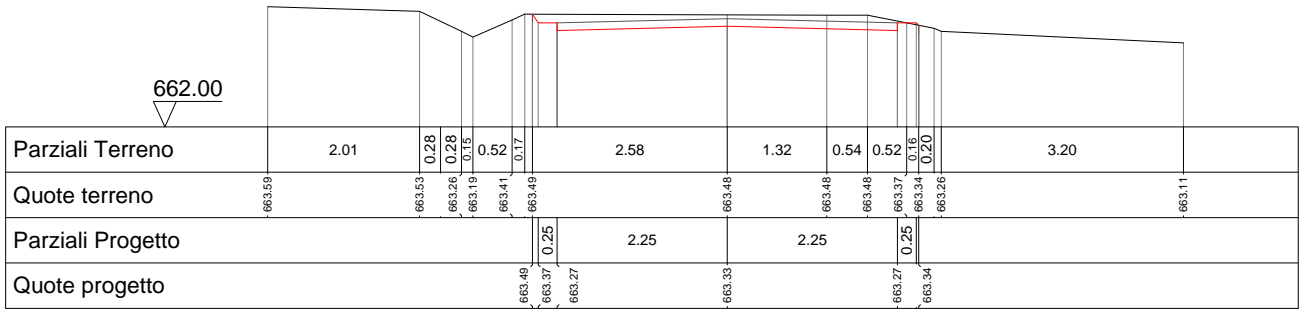
66
687.811



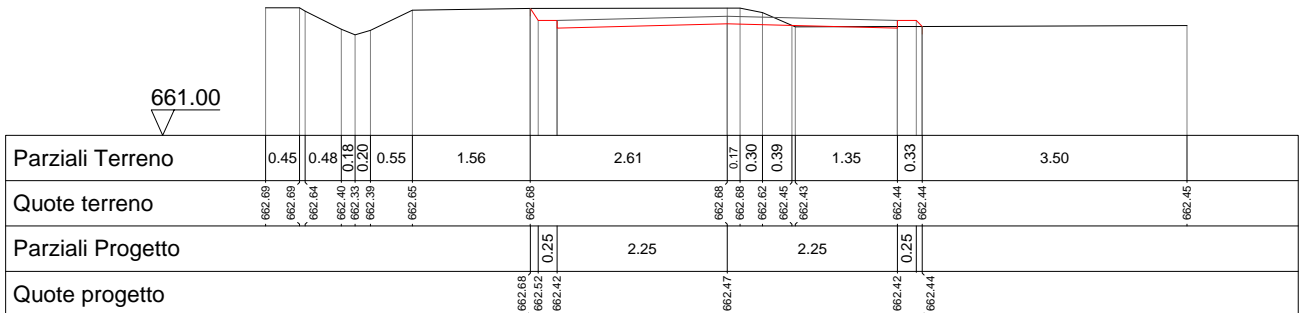
SEZIONI TRASVERSALI
Profilo longitudinale tratto 5-6
Viabilità di impianto postazione eolica 516

DISEGNI DI RIFERIMENTO	
TAVOLA	DESCRIZIONE
AM-IAC10008	Viabilità e piazzole - Planimetria di progetto
AM-IAC10010	Profili longitudinali viabilità di impianto

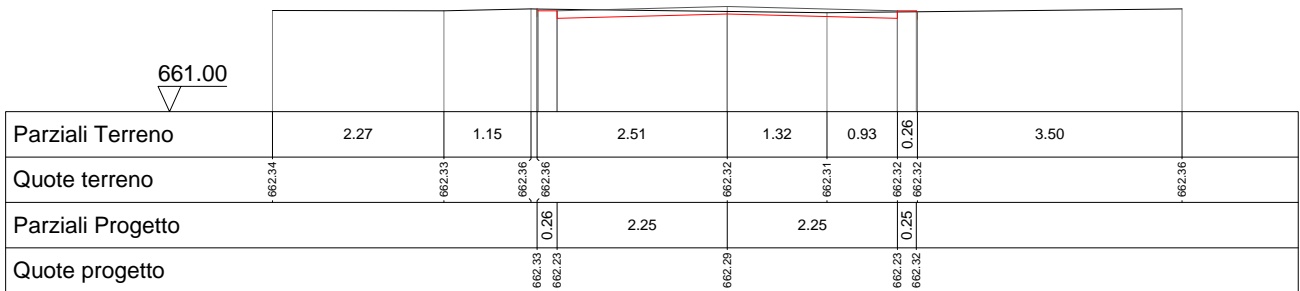
1
0.000



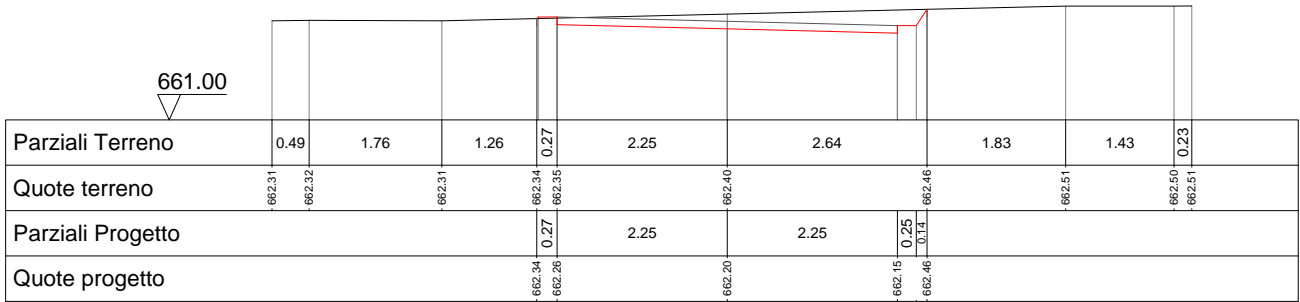
2
20.000



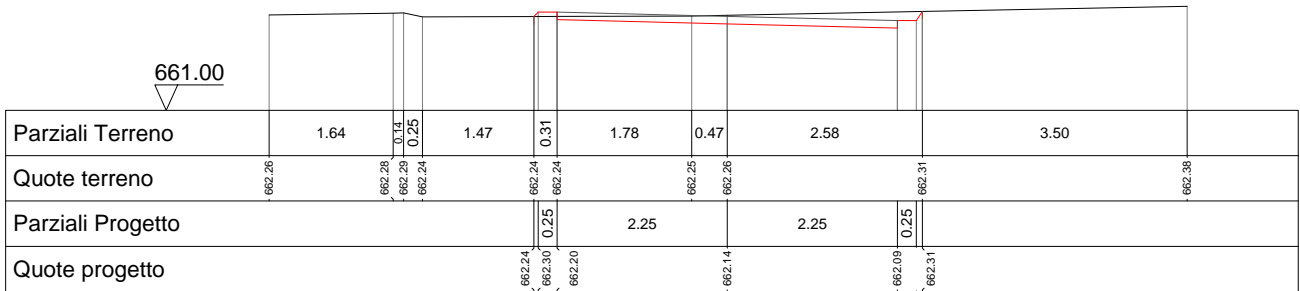
3
40.000



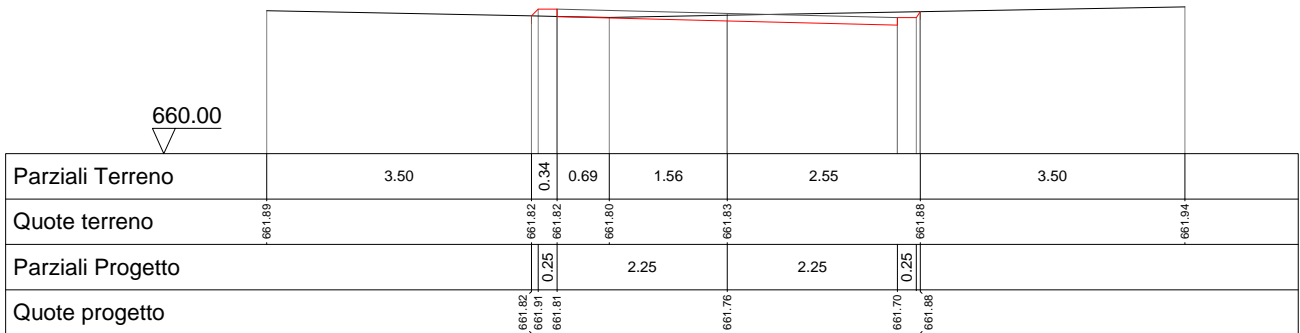
4
47.471



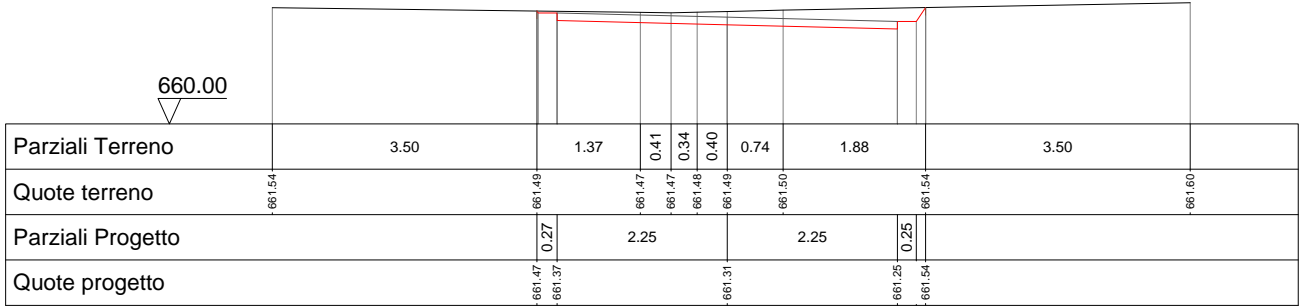
5
50.000



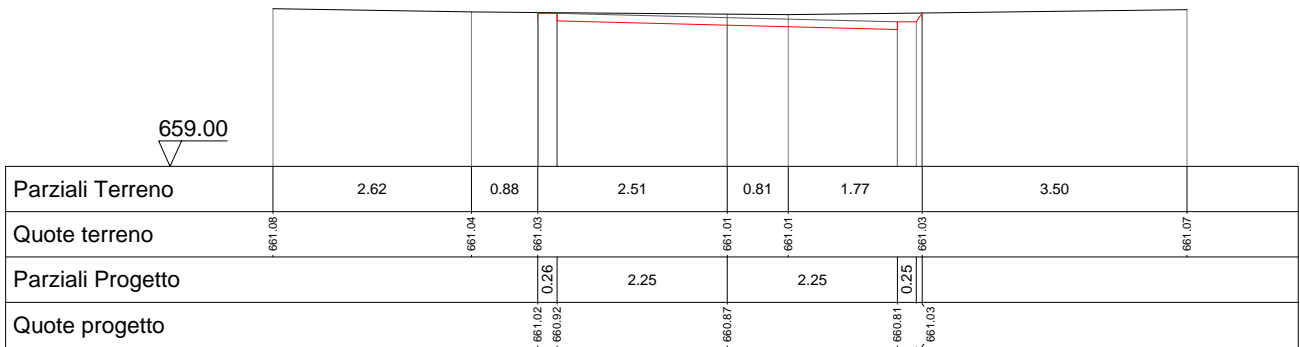
6
60.000



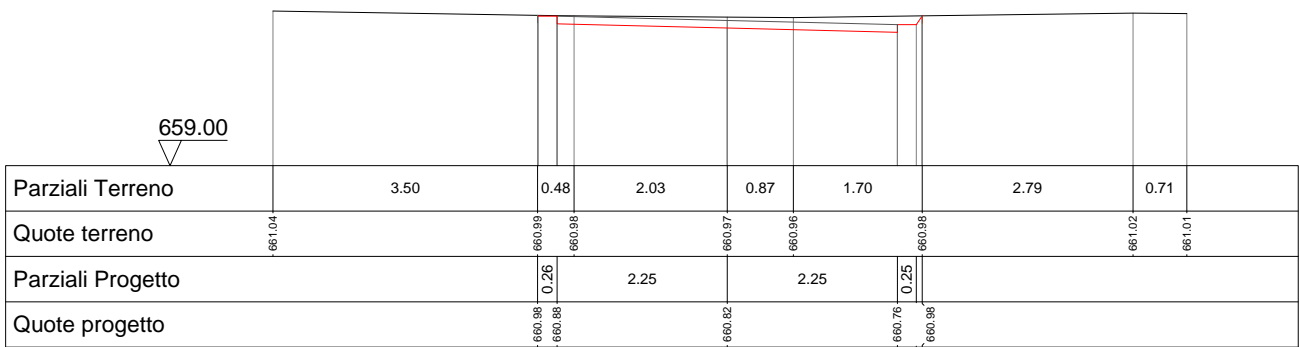
7
70.000



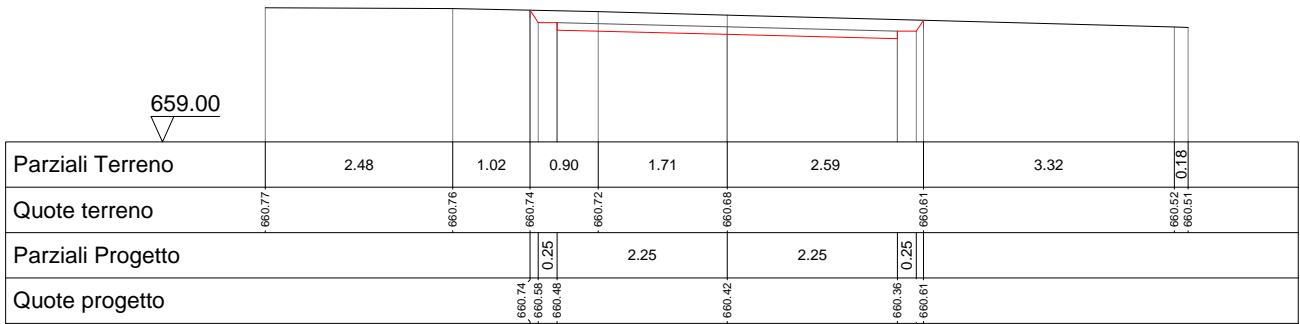
8
80.000



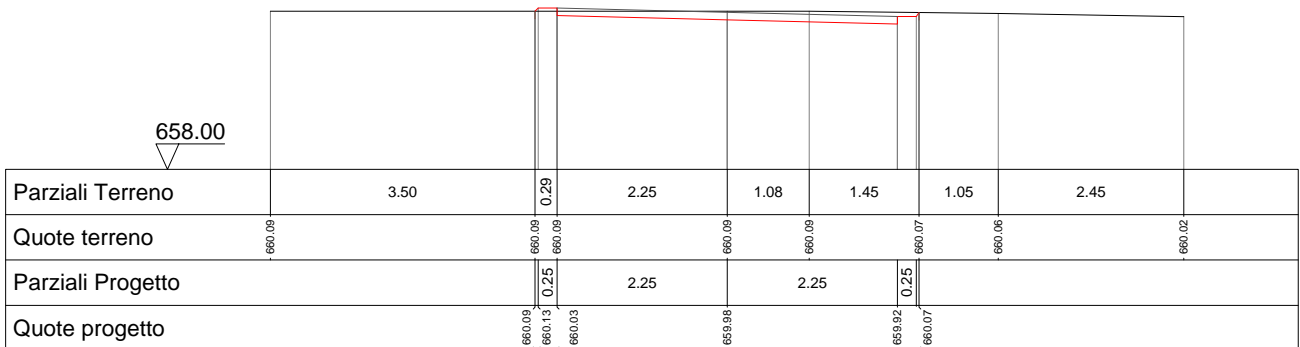
9
81.020



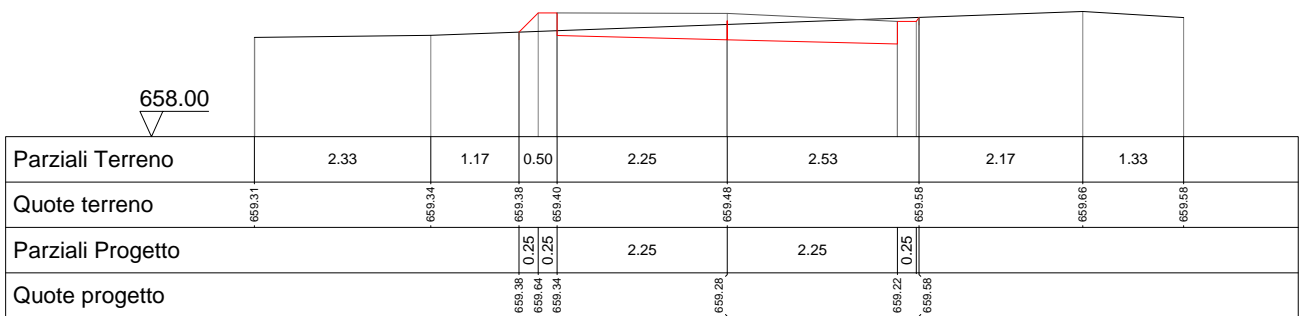
10
90.000



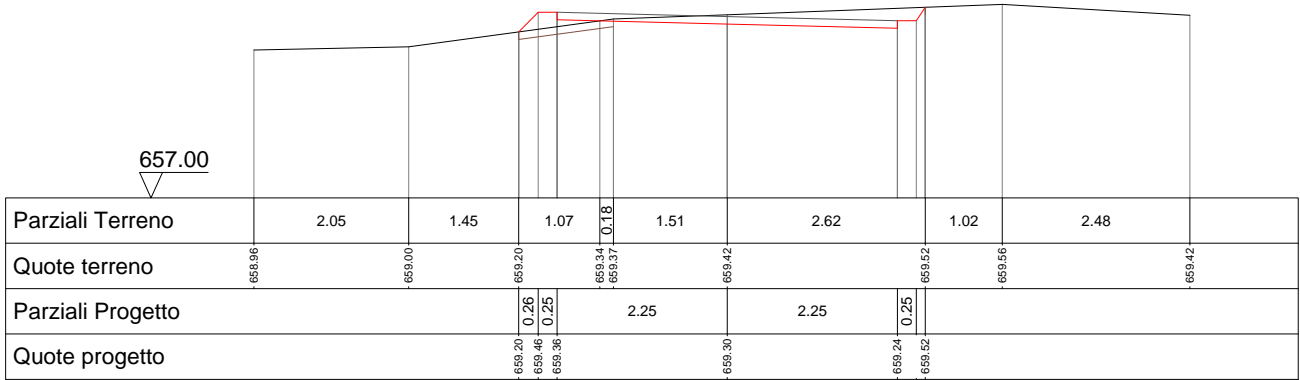
11
100.000



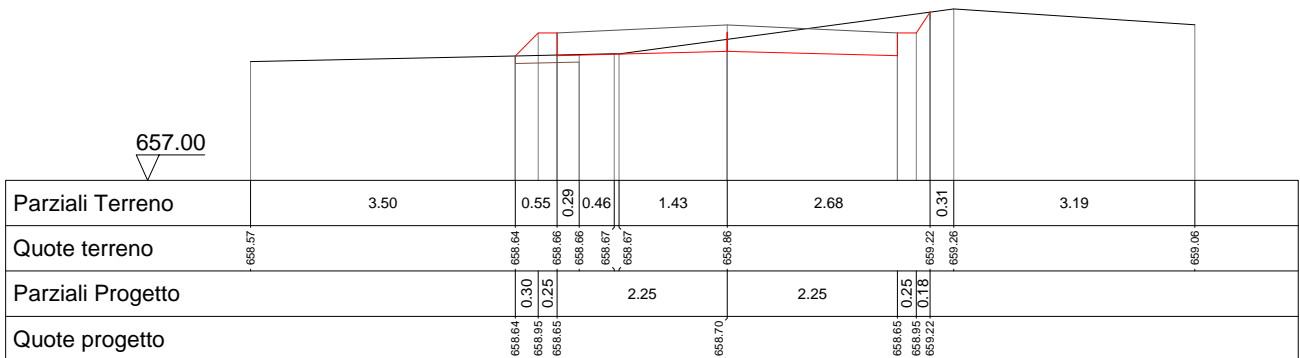
12
110.000



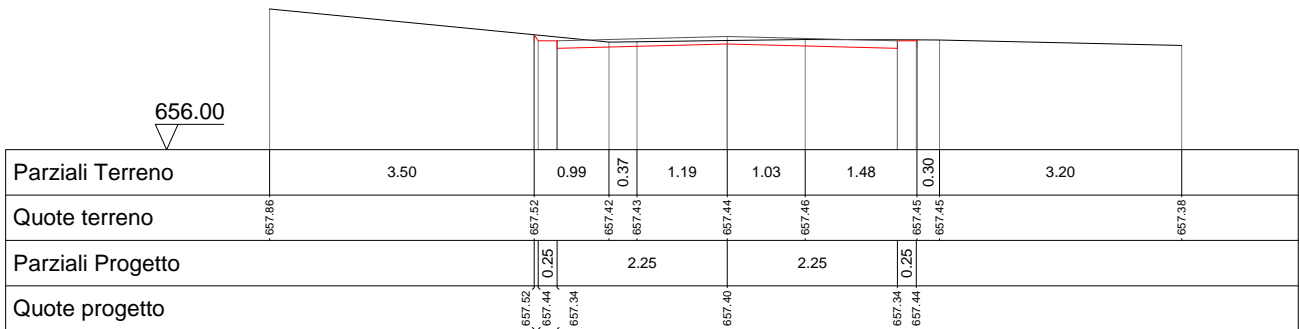
13
114.570



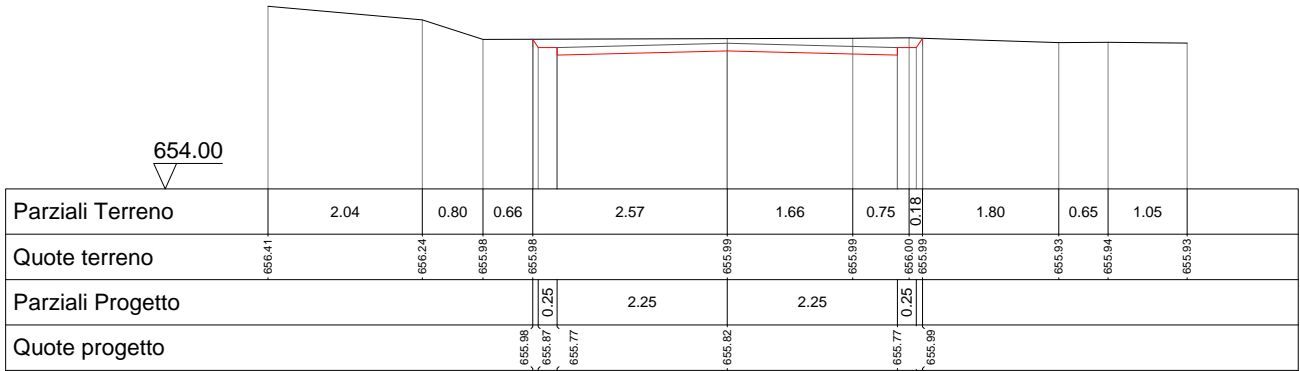
14
120.000



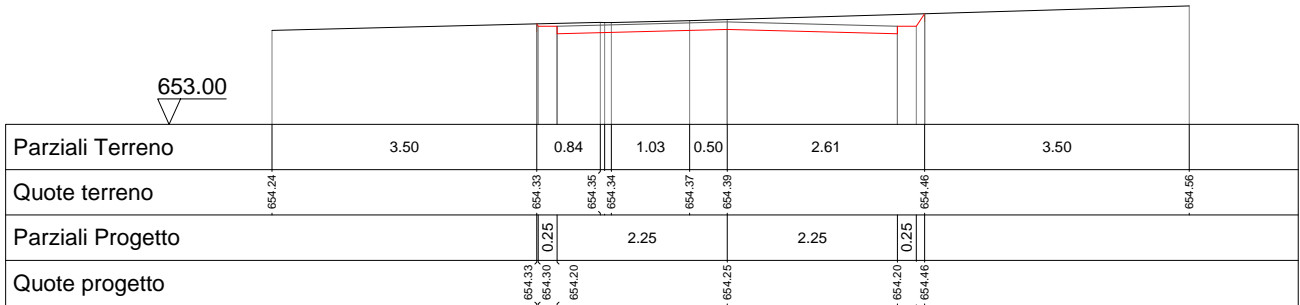
15
140.000



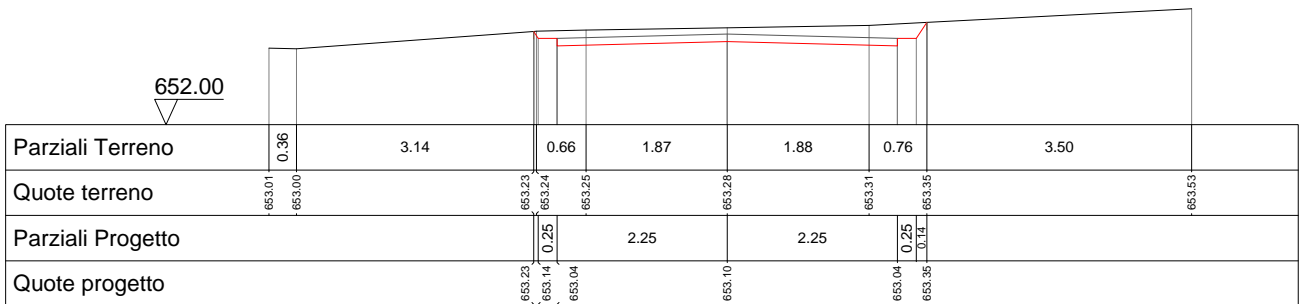
16
160.000



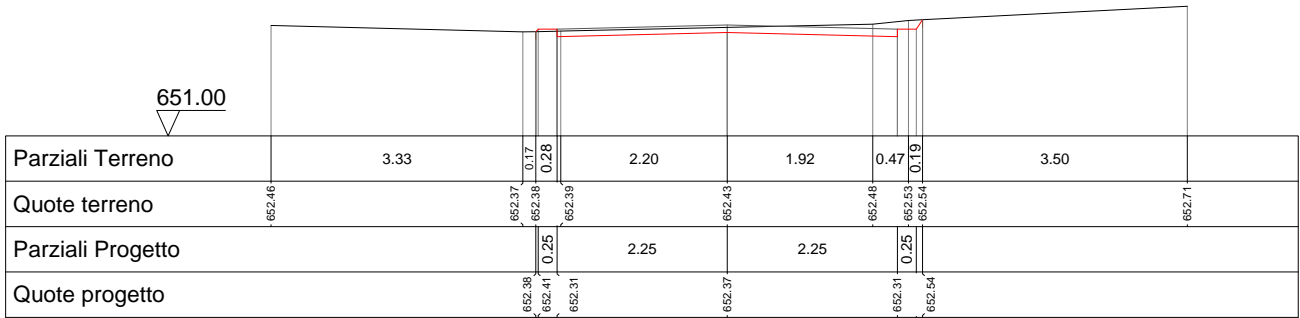
17
180.000



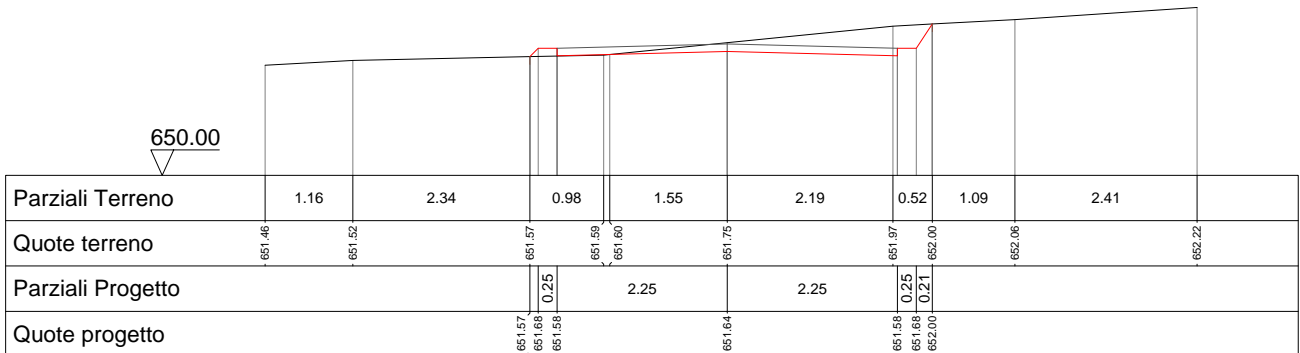
18
200.000



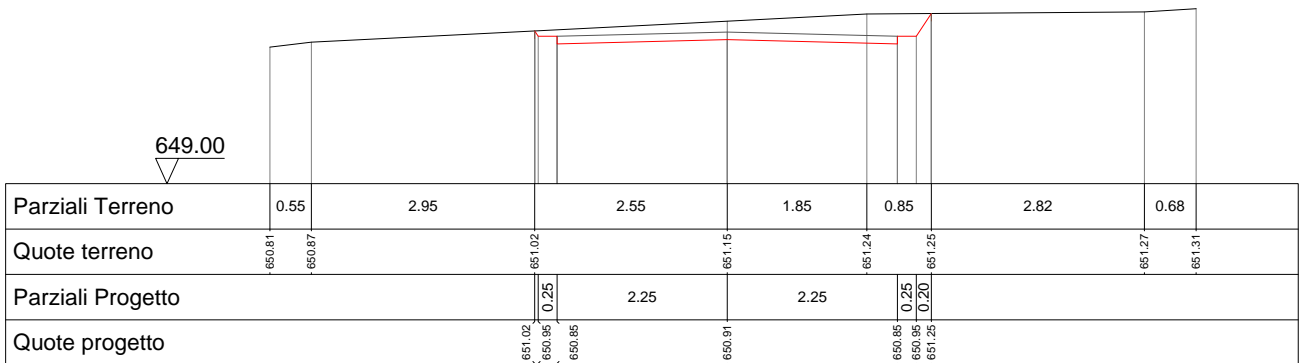
19
220.000



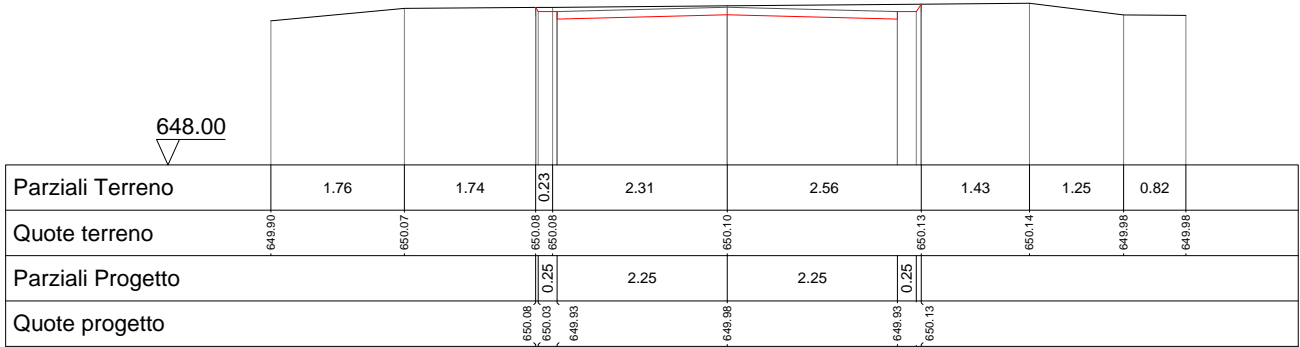
20
240.000



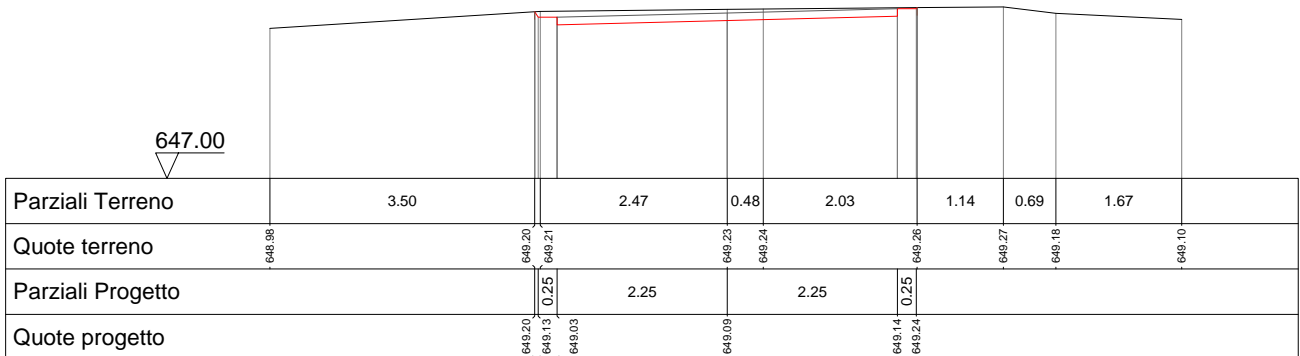
21
260.000



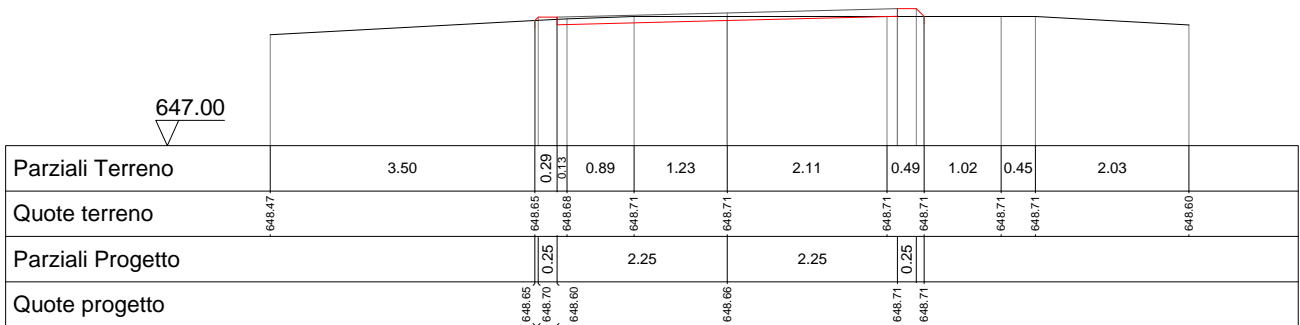
22
280.000



23
292.783

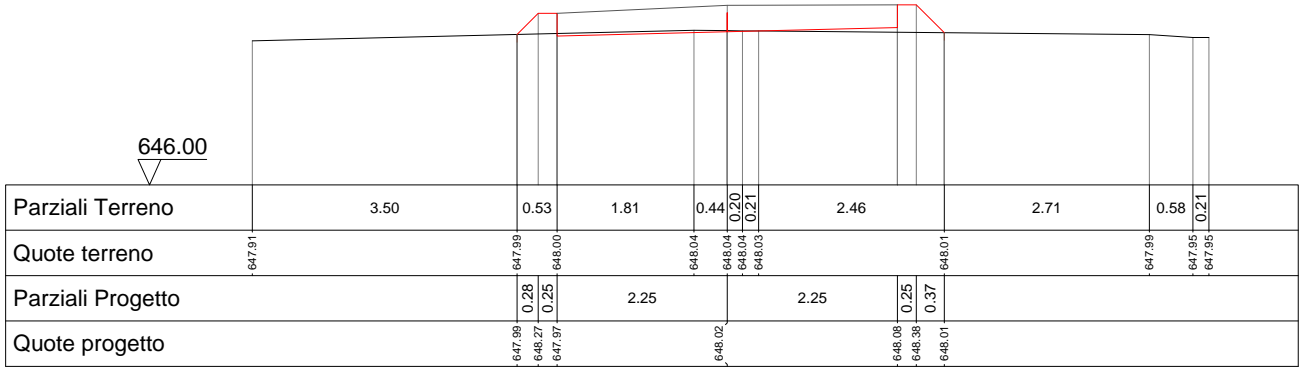


24
300.000



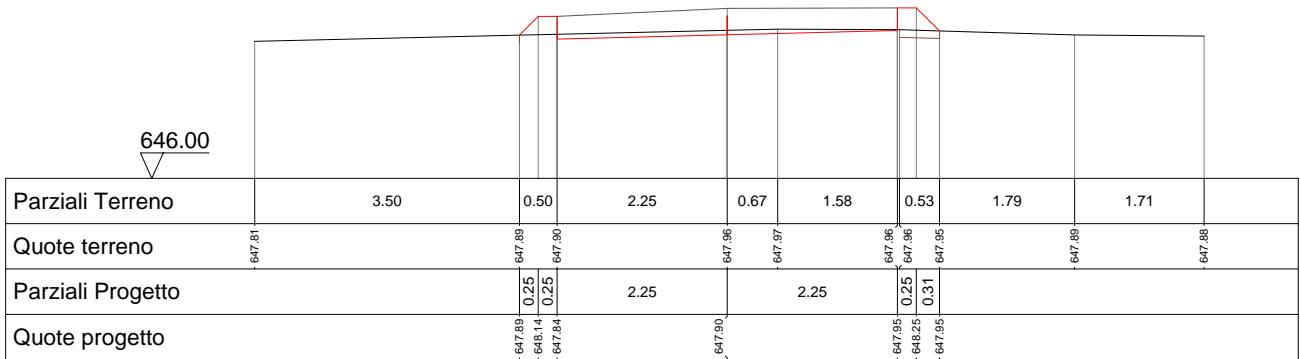
25
310.000

646.00



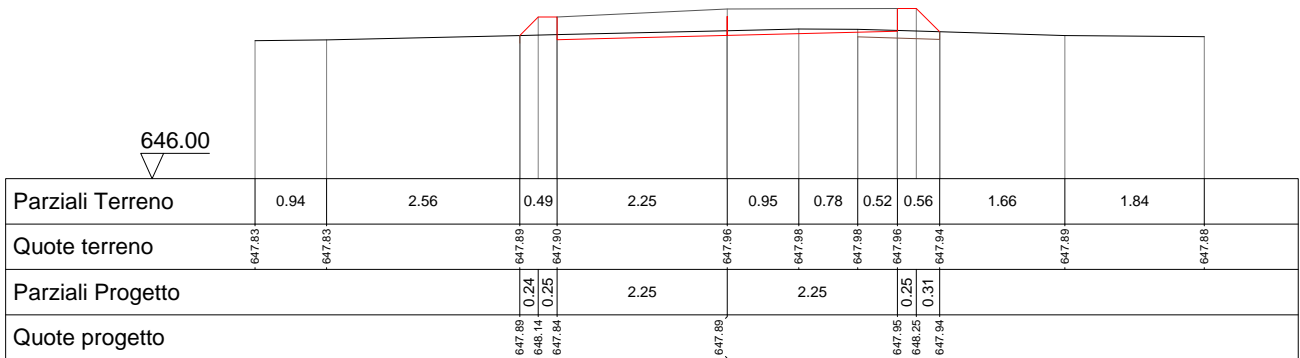
26
318.542

646.00

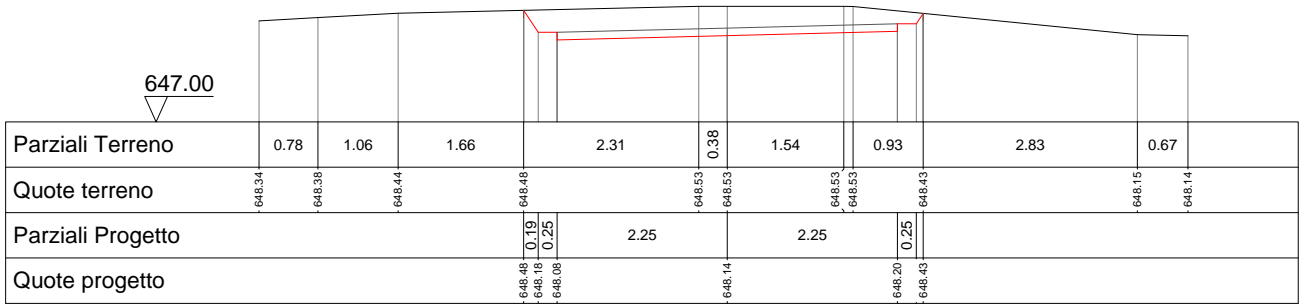


27
320.000

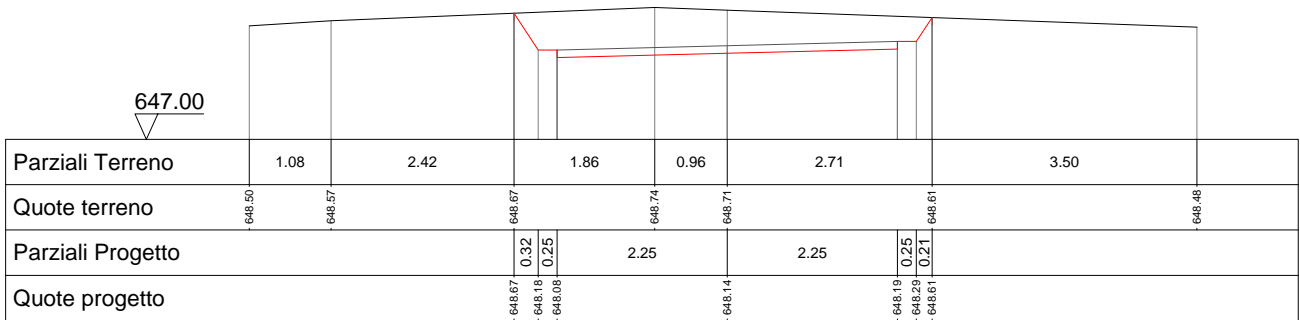
646.00



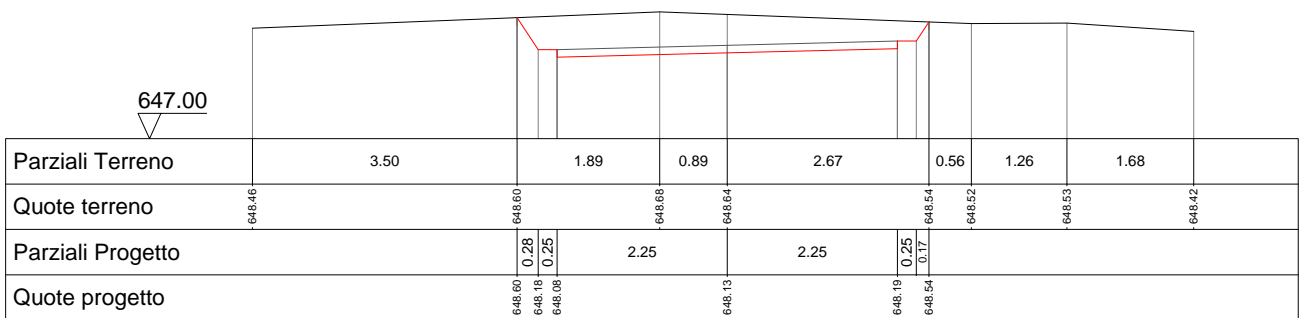
28
330.000



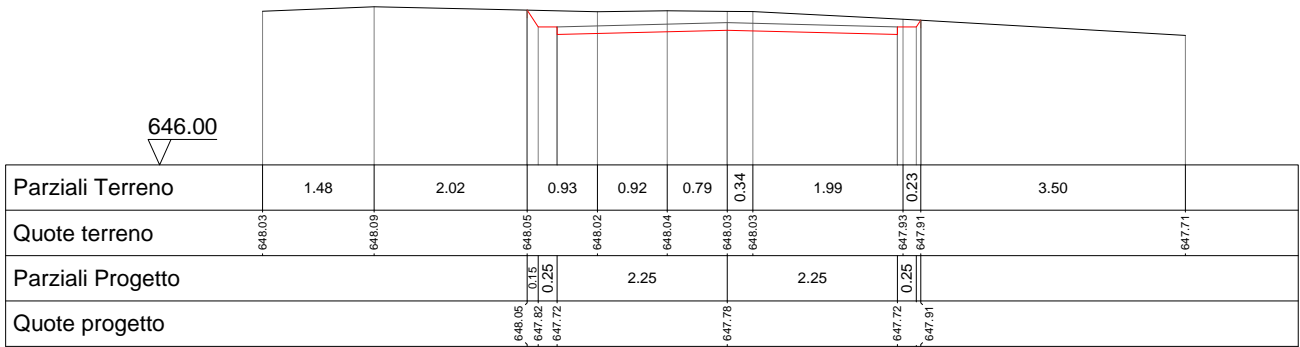
29
340.000



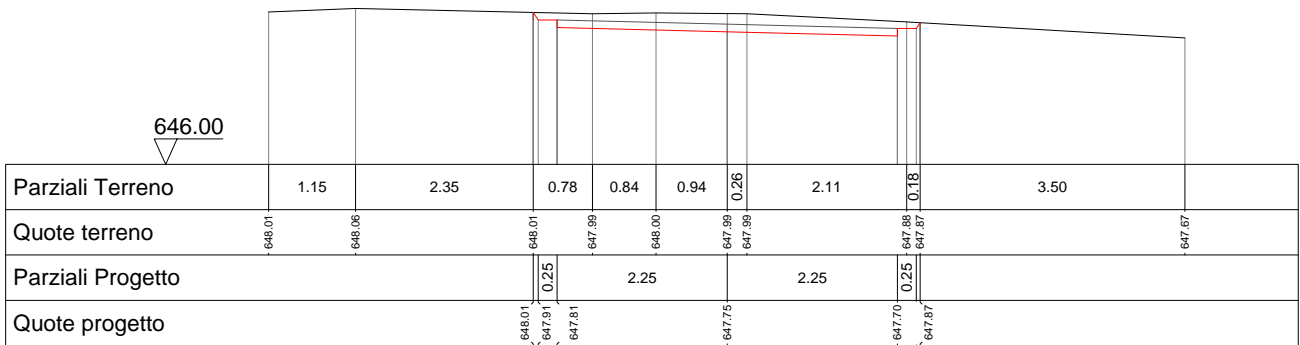
30
344.301



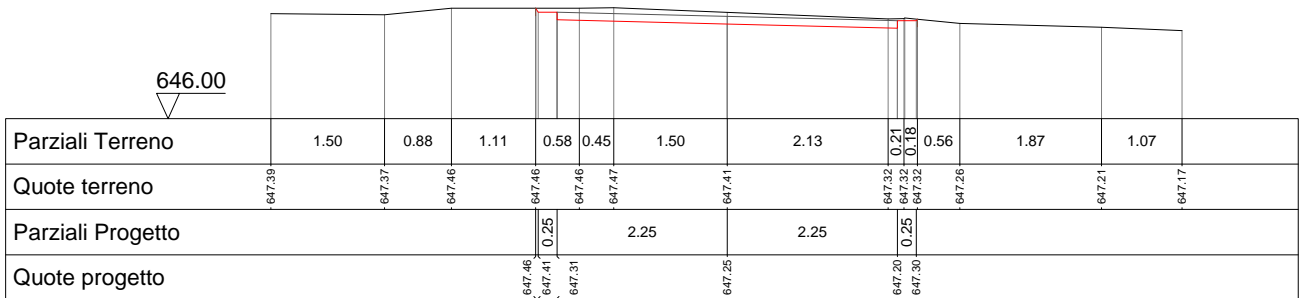
31
360.000



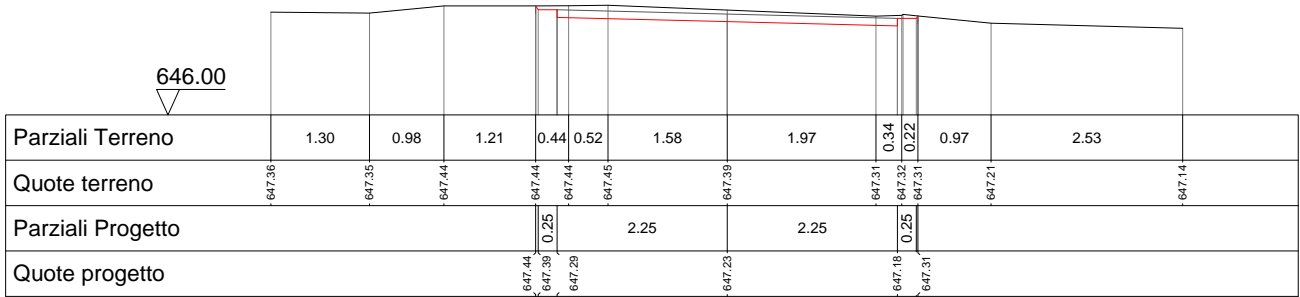
32
360.653



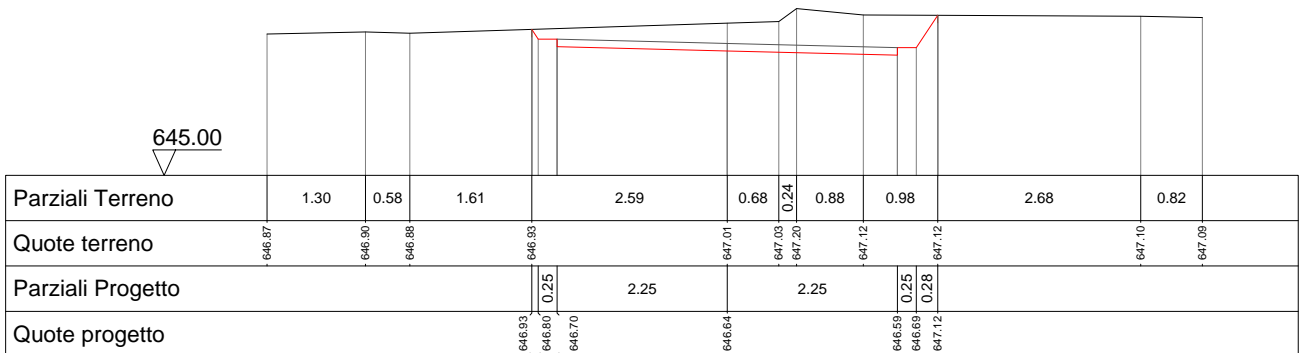
33
369.714



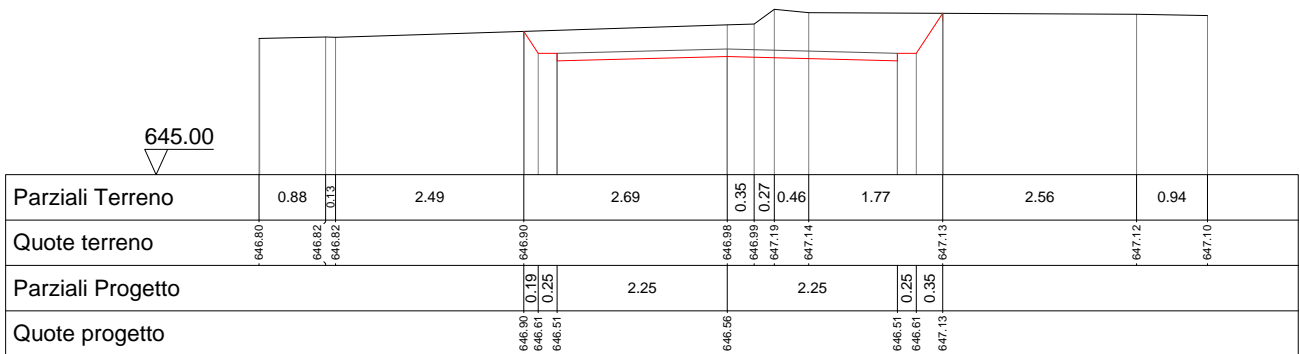
34
370.000



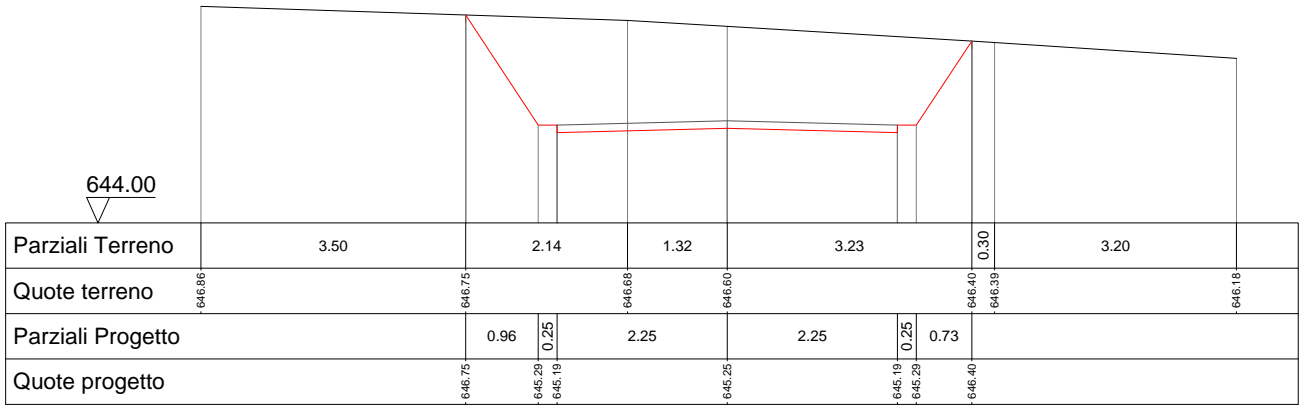
35
378.776



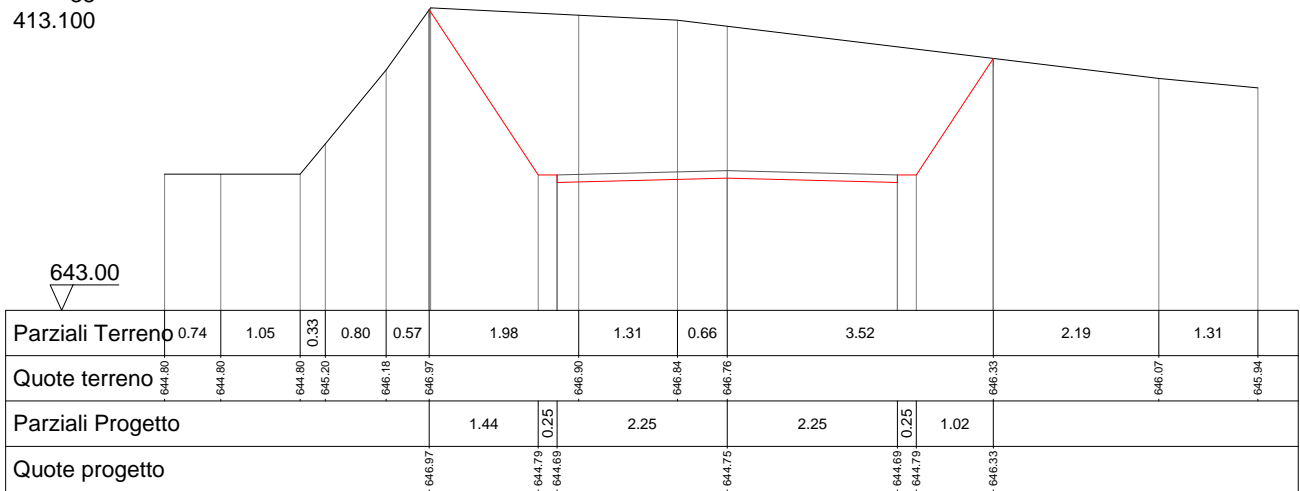
36
380.000



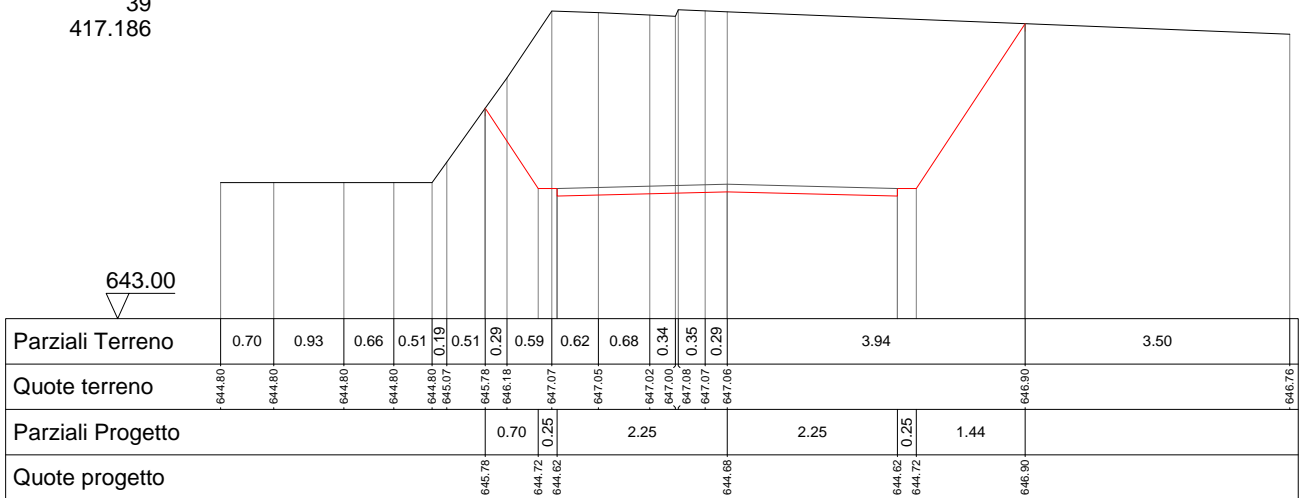
37
400.000



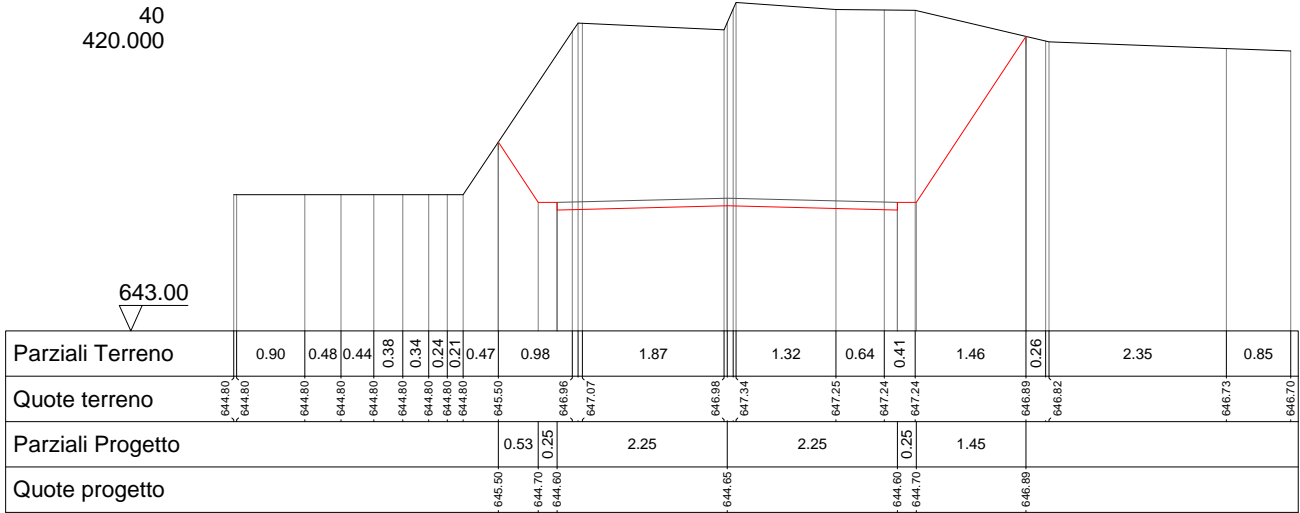
38
413.100



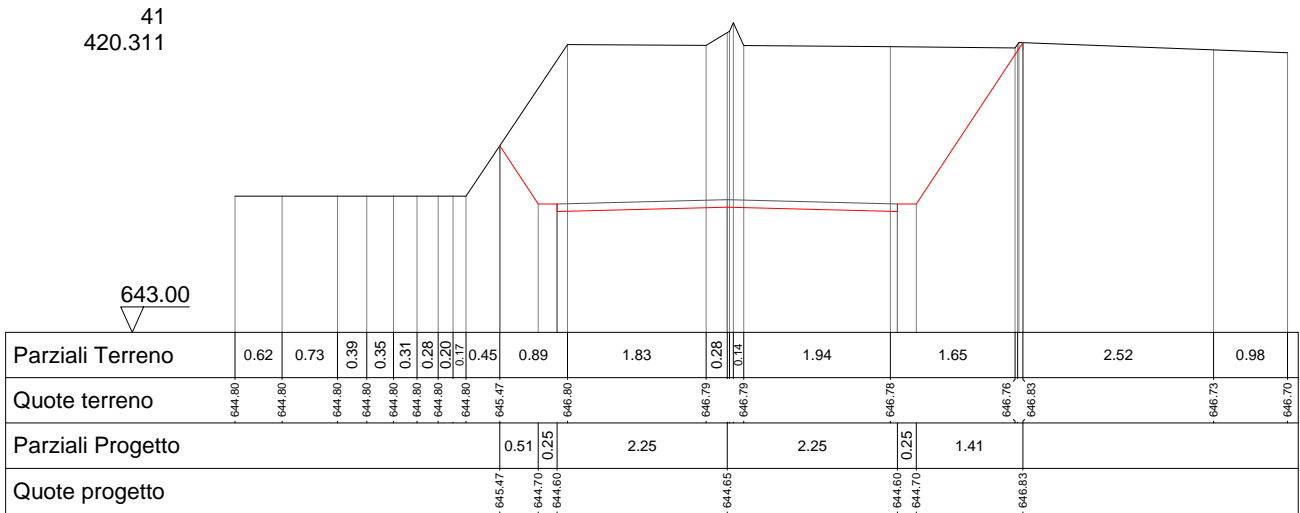
39
417.186



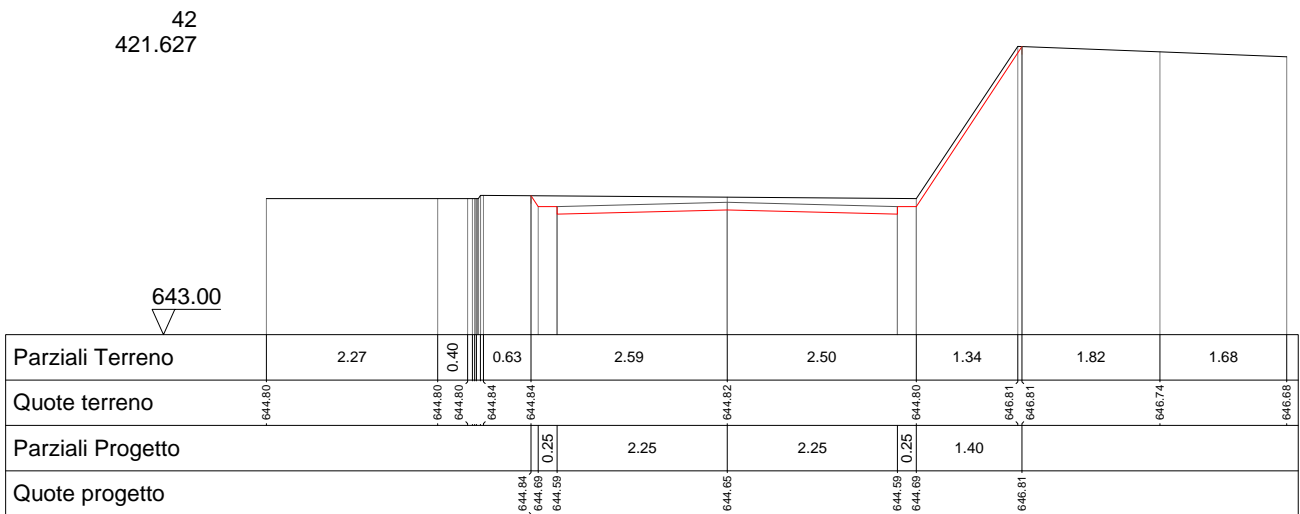
40
420.000



41
420.311



42
421.627

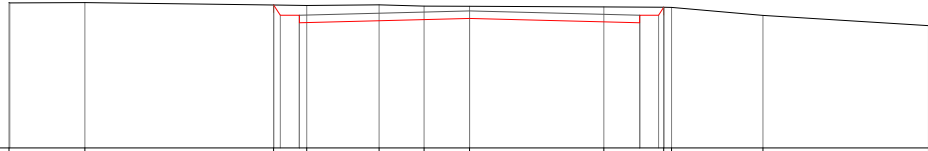


SEZIONI TRASVERSALI
Profilo longitudinale tratto 7-8
Viabilità di impianto postazione eolica 509

DISEGNI DI RIFERIMENTO	
TAVOLA	DESCRIZIONE
AM-IAC10008	Viabilità e piazzole - Planimetria di progetto
AM-IAC10010	Profili longitudinali viabilità di impianto

1
0.000

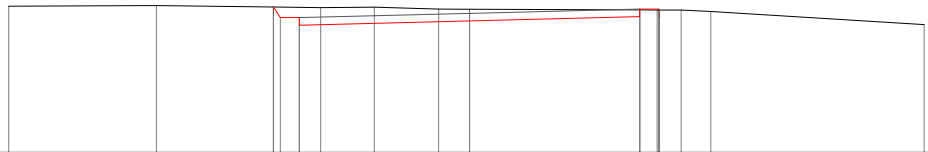
714.00



Parziali Terreno	1.00	2.50	0.44	0.96	0.60	0.60	1.78	0.79	1.21	2.19
Quote terreno	715.92	715.92	715.89	715.88	715.89	715.87	715.87	715.86	715.86	715.86
Parziali Progetto			0.25	2.25	2.25	2.25	0.25			
Quote progetto			715.89	715.75	715.65	715.71	715.71	715.65	715.86	715.86

2
1.556

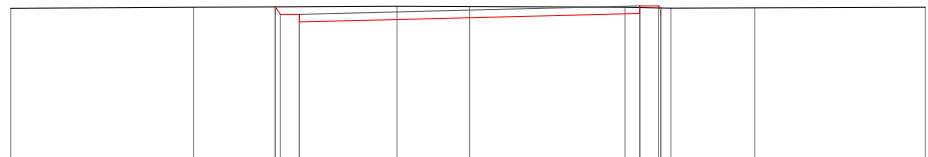
714.00



Parziali Terreno	1.95	1.55	0.63	0.71	0.85	0.41	2.25	0.23	0.29	0.39	2.82
Quote terreno	715.93	715.94	715.92	715.91	715.92	715.89	715.89	715.88	715.88	715.86	715.89
Parziali Progetto			0.25	2.25	2.25	2.25	0.25				
Quote progetto			715.92	715.78	715.68	715.74	715.74	715.79	715.88	715.88	715.86

3
10.000

714.00



Parziali Terreno	2.42	1.08	1.61	0.96	2.06	0.19	0.28	0.14	1.11	2.25
Quote terreno	716.00	716.02	716.02	716.03	716.02	716.02	716.01	716.00	716.01	716.02
Parziali Progetto			0.25	2.25	2.25	0.25				
Quote progetto			716.02	715.92	715.82	715.88	715.88	716.01	716.01	716.02

4
20.000

714.00

Parziali Terreno		1.97		1.53		0.27		1.90		0.35		1.80		0.45		0.34		1.37		2.13
Quote terreno	716.08		716.06		716.07	716.07				716.08	716.08			716.10	716.11	716.11		716.14		716.14
Parziali Progetto					0.27		2.25				2.25			0.25						
Quote progetto					716.07	715.99				716.04				716.10	716.11					

5
25.172

714.00

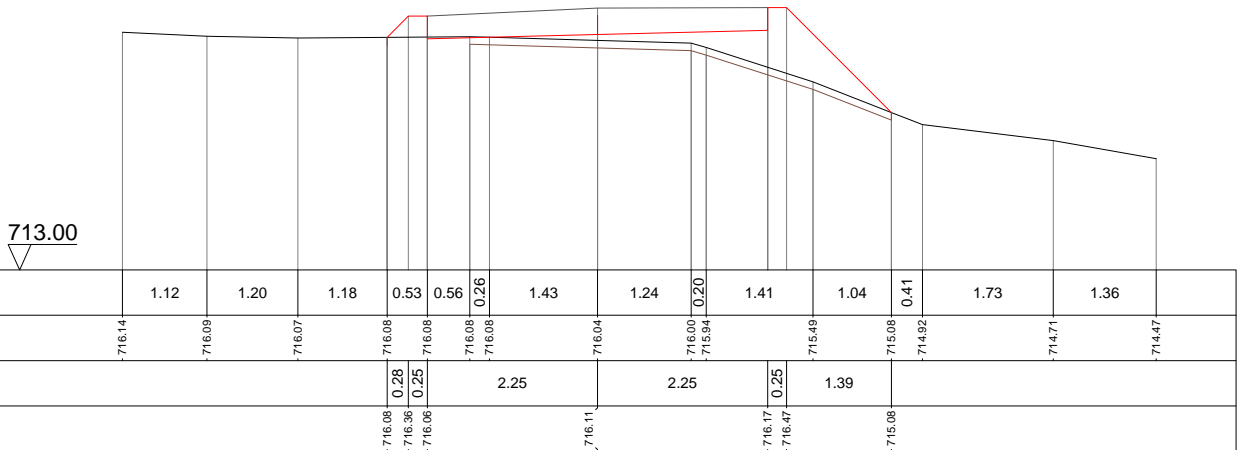
Parziali Terreno		0.43		2.81		0.26		2.01		0.50		2.25		0.43		0.74		2.76
Quote terreno	716.31	716.16		716.14	716.13			716.10	716.09			716.06	716.05	716.05		716.04		716.03
Parziali Progetto				0.26		2.25				2.25		0.25	0.18					
Quote progetto				716.12	715.82			715.88				715.93	716.05					

6
30.000

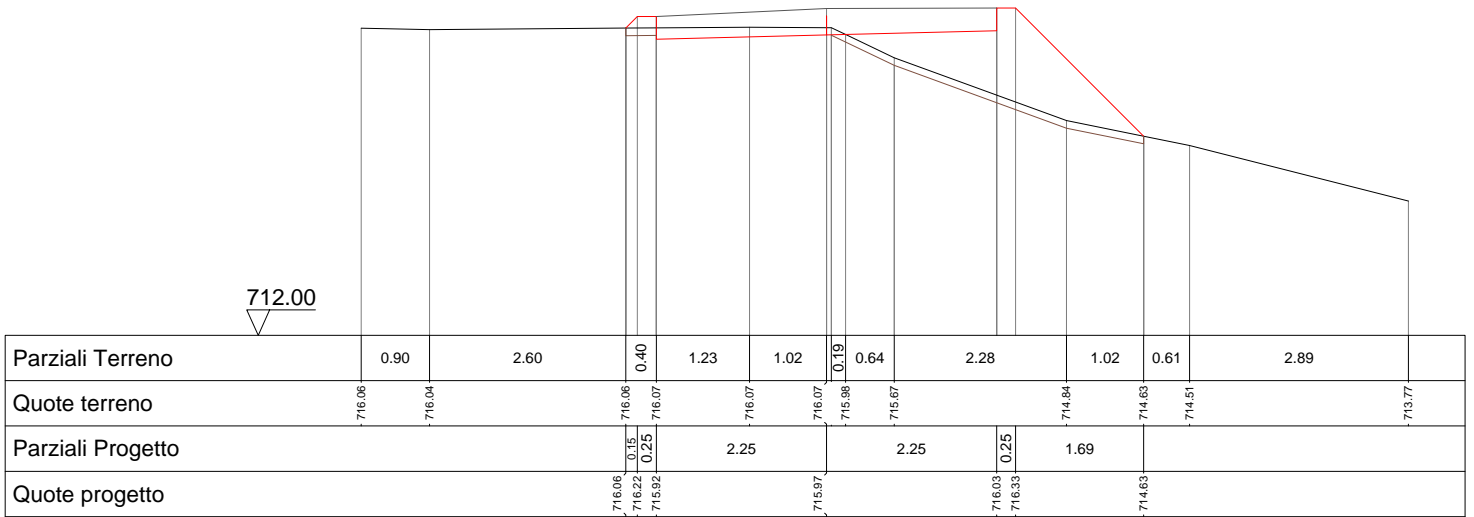
714.00

Parziali Terreno		0.57	0.89	0.47	1.03	0.54	0.30	0.91	1.34	2.25	0.43	3.50	
Quote terreno	716.30	716.19	716.10	716.11	716.16	716.15	716.14	716.13	716.11	716.08	716.08	716.07	715.98
Parziali Progetto					0.25		2.25			2.25	0.25	0.25	
Quote progetto					716.15	716.20	715.90		715.96		716.01	716.07	

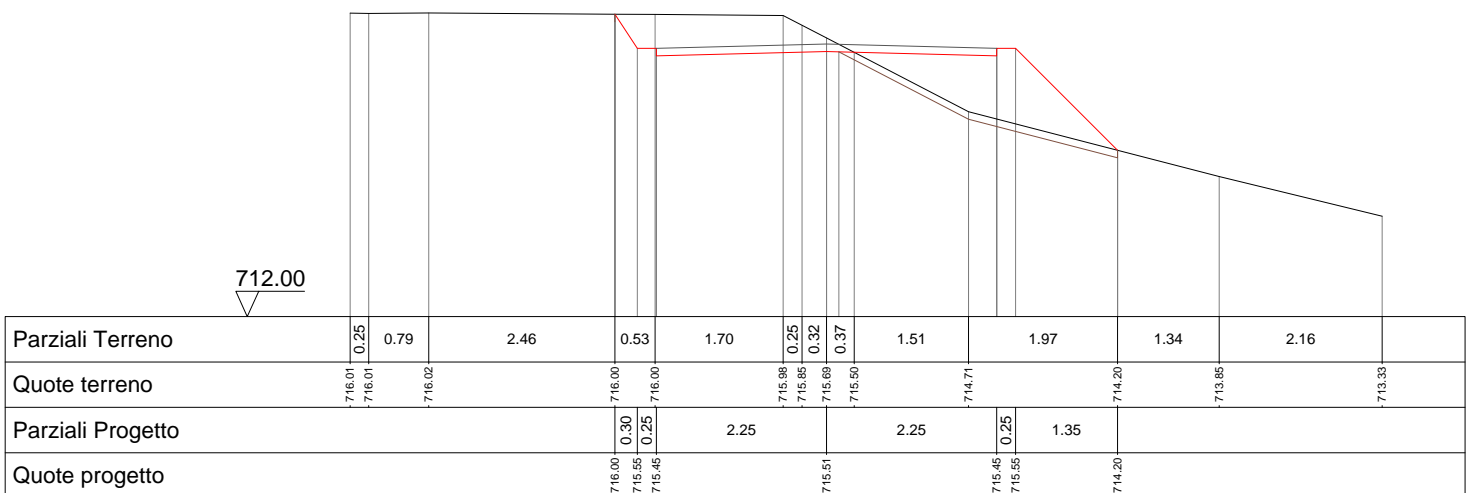
7
40.000



8
48.787

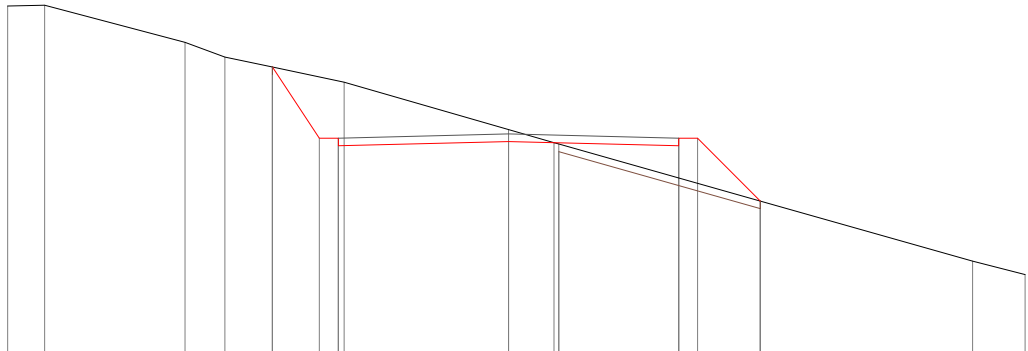


9
60.000



10
80.000

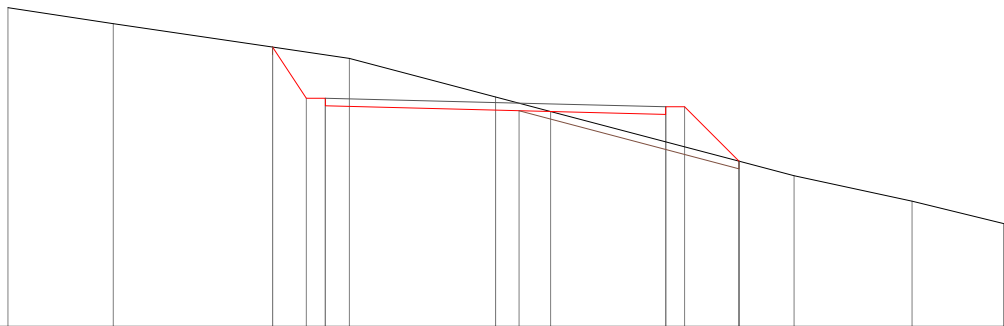
711.00



Parziali Terreno	0.49	1.86	0.53	0.63	0.95	2.17	0.60	2.67	2.81	0.69
Quote terreno	715.61 715.62		715.13 714.94	714.81	714.61		713.98 713.81 713.79		713.03	712.24 712.06
Parziali Progetto				0.62	0.25	2.25		2.25	0.25	0.83
Quote progetto				714.81	713.87 713.77		713.82		713.77 713.87	713.03

11
87.313

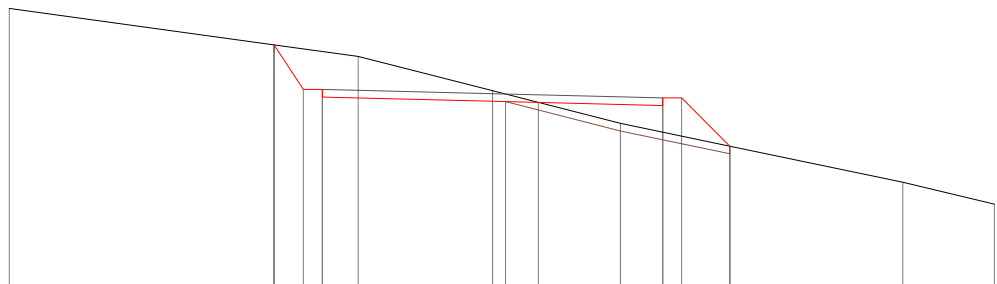
710.00



Parziali Terreno	1.39	2.11	1.02	1.93	0.73	2.49	0.73	1.56	1.21	
Quote terreno	714.21	714.00	713.69	713.54	713.03	712.94	712.18	711.99	711.65	711.36
Parziali Progetto			0.45	0.25	2.25		2.25	0.25	0.72	
Quote progetto			713.69	713.01 712.91		712.86		712.80 712.90	712.18	

12
90.000

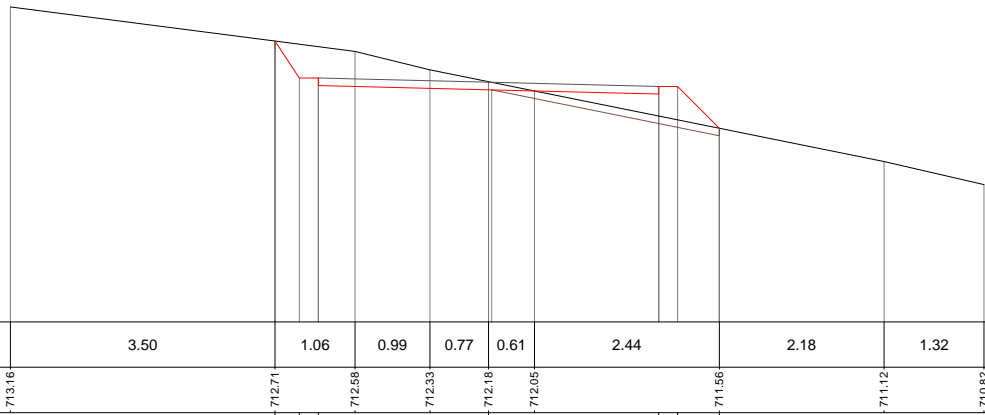
710.00



Parziali Terreno	3.50	1.12	1.77	0.61	1.09	1.45	2.29	1.21	
Quote terreno	713.68	713.20	713.04	712.59	712.44	712.16	711.86	711.38	711.09
Parziali Progetto		0.39	0.25	2.25		2.25	0.25	0.64	
Quote progetto		713.20	712.81 712.51		712.45		712.40 712.50	711.86	

13
92.520

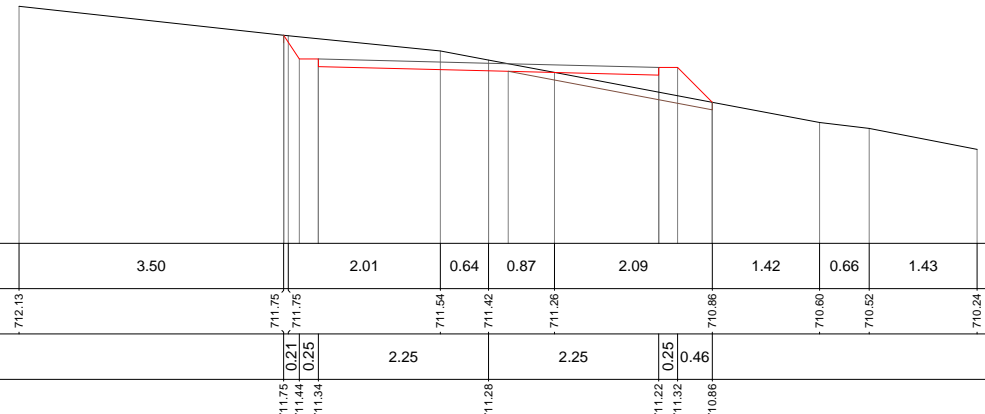
709.00



Parziali Terreno		3.50	1.06	0.99	0.77	0.61	2.44	2.18	1.32	
Quote terreno	713.16		712.71	712.58	712.33	712.18	712.05	711.56	711.12	710.82
Parziali Progetto			0.32	0.25	2.25		2.25	0.25	0.55	
Quote progetto			712.71	712.23	712.13		712.07	712.01	712.11	711.56

14
97.726

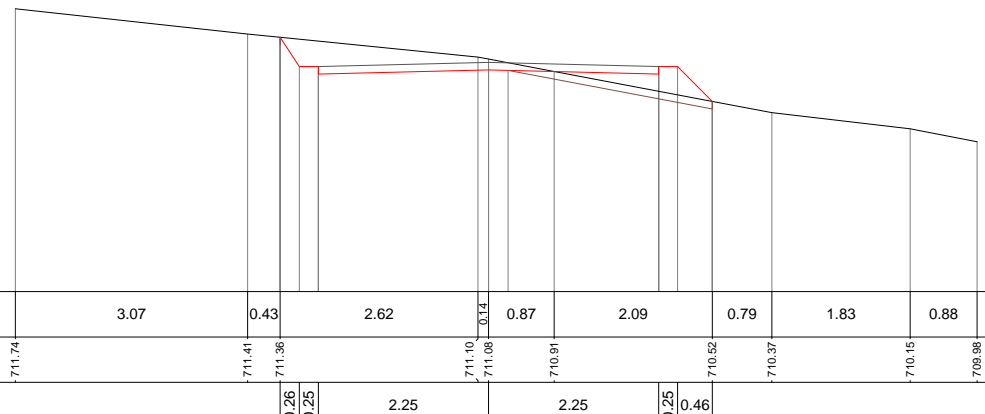
709.00



Parziali Terreno		3.50	2.01	0.64	0.87	2.09	1.42	0.66	1.43		
Quote terreno	712.13		711.75	711.75	711.54	711.42	711.26	710.86	710.60	710.52	710.24
Parziali Progetto			0.21	0.25	2.25		2.25	0.25	0.46		
Quote progetto			711.75	711.44	711.34		711.28	711.22	711.32	710.86	

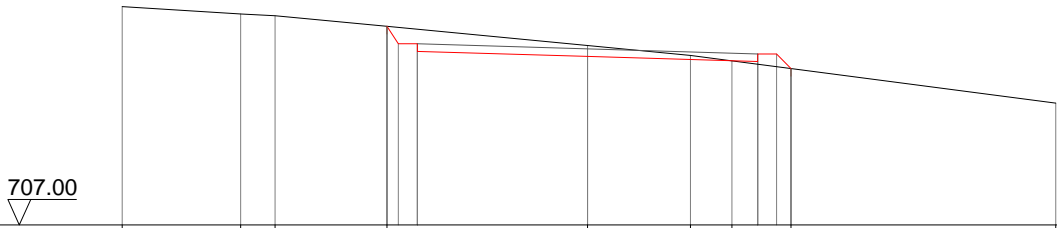
15
100.000

708.00



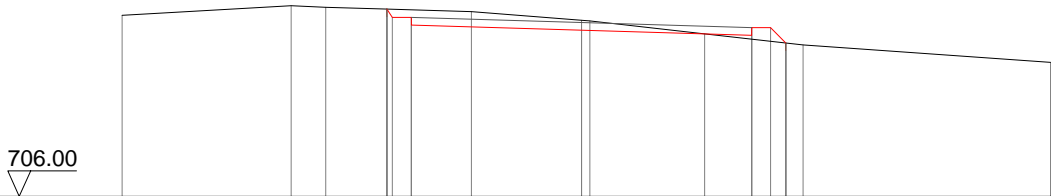
Parziali Terreno		3.07	0.43	2.62	0.14	0.87	2.09	0.79	1.83	0.88	
Quote terreno	711.74		711.41	711.36	711.10	711.08	710.91	710.52	710.37	710.15	709.98
Parziali Progetto			0.26	0.25	2.25		2.25	0.25	0.46		
Quote progetto			711.36	710.98	710.88		710.83	710.88	710.88	710.52	

16
111.067



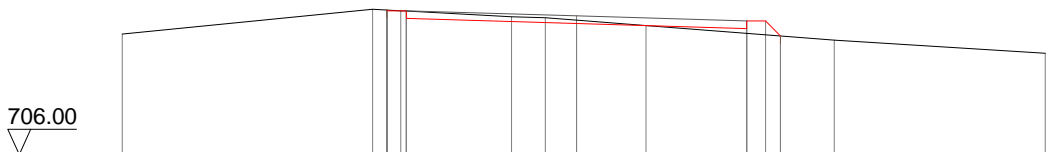
Parziali Terreno	1.57	0.46	1.48	2.65	1.36	0.55	0.78	3.50
Quote terreno	708.89	708.79	708.77	708.63	708.37	708.24	708.17	708.07
Parziali Progetto				2.25		2.25	0.25	
Quote progetto			708.63 708.39 708.29		708.23		708.16 708.26 708.07	

17
120.000



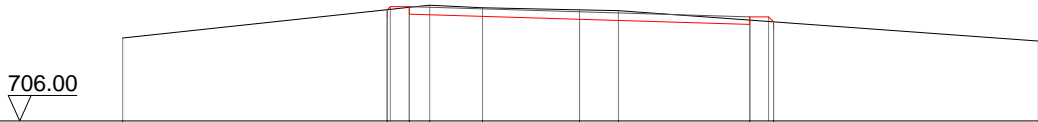
Parziali Terreno	2.23	0.46	0.81	1.12	1.45	1.52	1.07	0.23	3.27		
Quote terreno	708.39	708.52	708.50	708.48	708.44	708.33	708.32	708.15	708.03	708.00	707.77
Parziali Progetto				0.25	2.25		2.25	0.25	0.20	0.23	
Quote progetto			708.48 708.36 708.26			708.20		708.13 708.23 708.03			

18
125.203



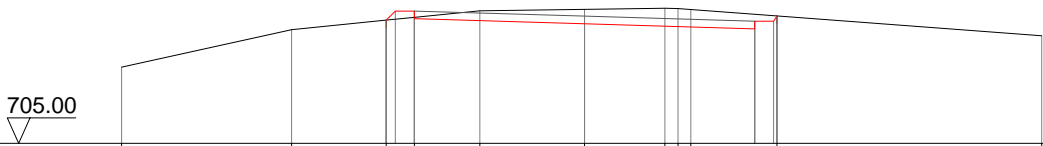
Parziali Terreno	3.31	0.19	0.18	1.39	0.45	0.41	0.92	1.78	0.71	2.79	
Quote terreno	707.59	707.92	707.91	707.90	707.82	707.81	707.78	707.71	707.57	707.51	707.34
Parziali Progetto			0.26	2.25			2.25		0.25	0.20	
Quote progetto		707.90 707.80			707.73			707.67 707.77 707.57			

19
130.000



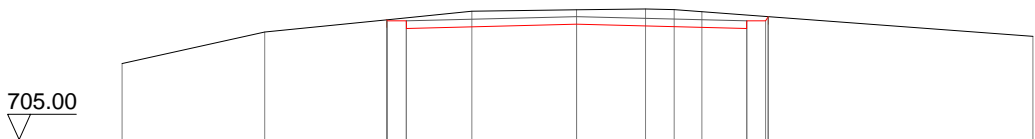
Parziali Terreno		3.50		0.29	0.27	0.70	1.28	0.51	1.74	0.32	3.50	
Quote terreno	707.10		707.47	707.50	707.53	707.50		707.47	707.46	707.33	707.31	707.05
Parziali Progetto			0.25			2.25			2.25		0.25	
Quote progetto			707.47	707.51	707.41			707.34		707.28	707.31	

20
139.339



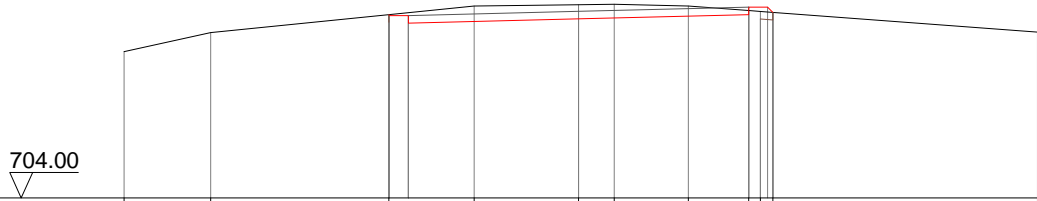
Parziali Terreno		2.25	1.25	0.37	0.87	1.38	1.06	0.17	0.17	1.14	3.50	
Quote terreno	706.01		706.50	706.63	706.67	706.75	706.77	706.79	706.77	706.68		706.42
Parziali Progetto				0.25		2.25			2.25		0.25	
Quote progetto			706.63	706.75	706.65		706.58			706.51	706.65	

21
140.000



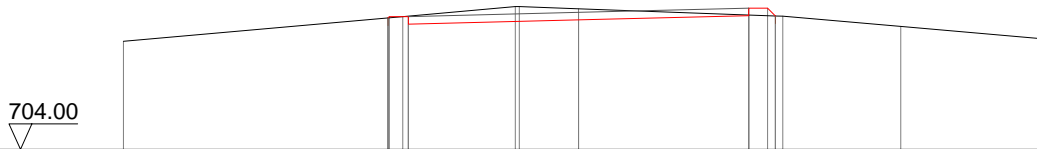
Parziali Terreno		1.89	1.61	1.13	1.38	0.91	0.38	0.37	0.88	3.50	
Quote terreno	706.01		706.42	706.58	706.70	706.72	706.73	706.72	706.65	706.63	706.37
Parziali Progetto				0.26		2.25			2.25		0.25
Quote progetto			706.57	706.47		706.53			706.47	706.63	

22
141.959



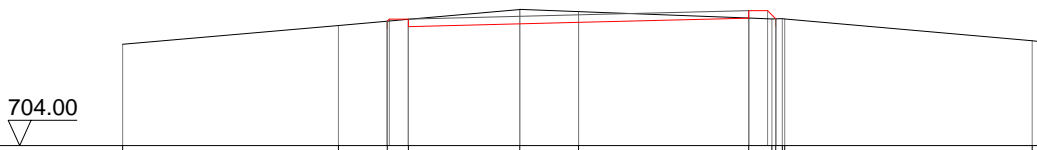
Parziali Terreno		1.14	2.36	1.13	1.38	0.47	0.98	0.80	0.15	0.17	3.50
Quote terreno	705.93	706.19		706.42	706.54	706.56	706.56	706.54	706.48	706.45	706.19
Parziali Progetto				0.26	2.25		2.25		0.25		
Quote progetto				706.41 706.31		706.37			706.42 706.45		

23
150.000



Parziali Terreno		3.50	0.19	1.49	0.78	2.25	0.35	1.56	1.84
Quote terreno	705.43		705.74 705.75	705.89 705.89	705.86		705.78 705.76 705.76	705.62	705.46
Parziali Progetto			0.27	2.25		2.25	0.25		
Quote progetto			705.74 705.65		705.71		705.77 705.76		

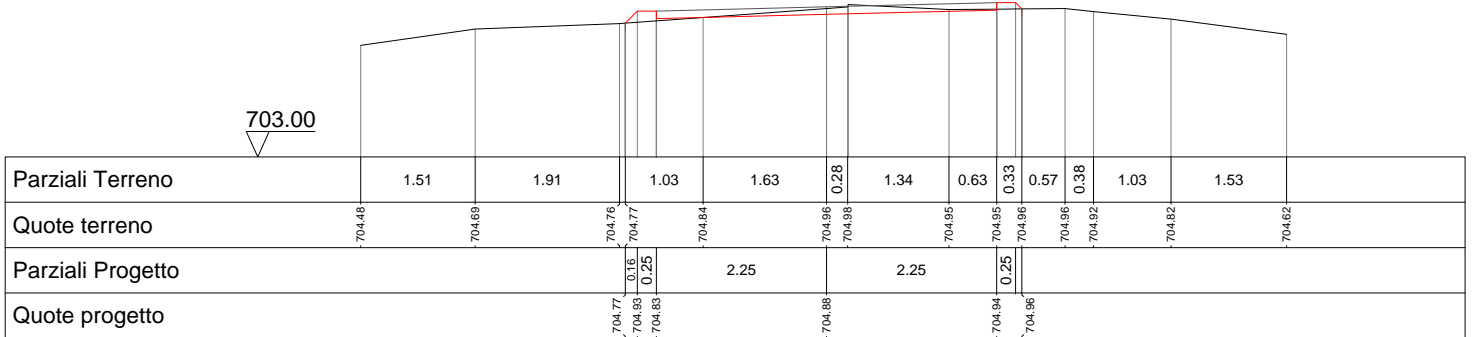
24
150.990



Parziali Terreno		2.85	0.65	0.28	1.47	0.78	2.25	0.31	3.27
Quote terreno	705.34		705.59	705.65 705.67		705.80	705.77	705.69 705.68 705.68	705.39 705.37
Parziali Progetto				0.25	2.25		2.25	0.25	
Quote progetto				705.65 705.67 705.57		705.63		705.69 705.68	

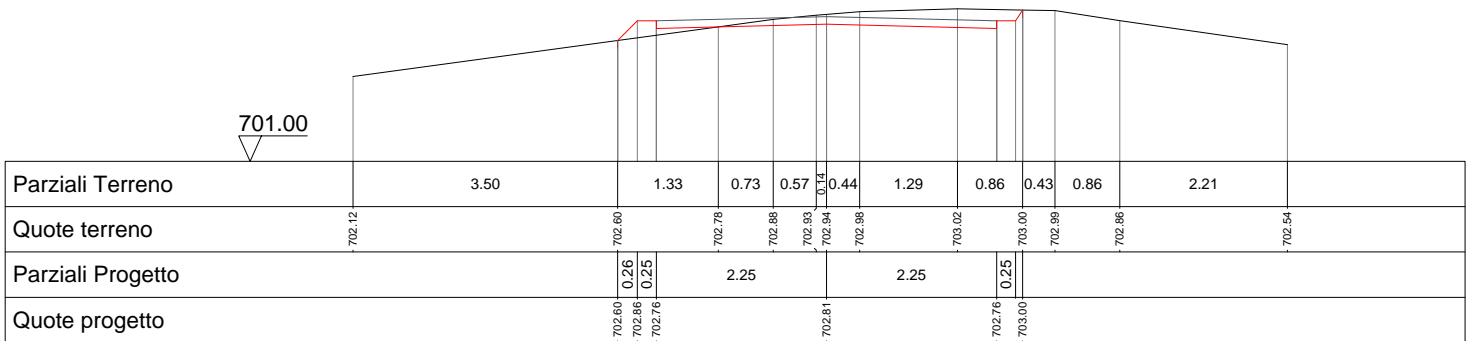
25
160.021

703.00



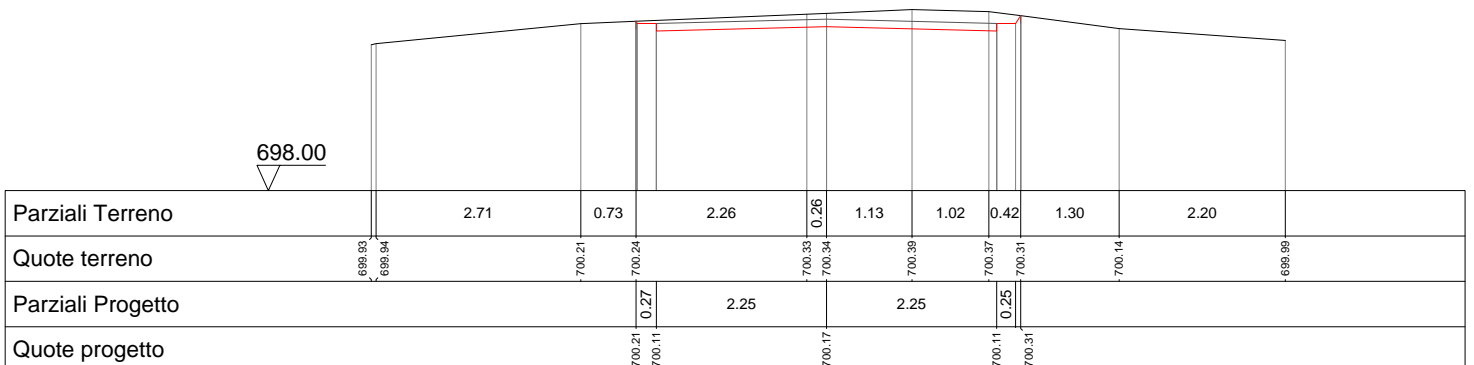
26
180.000

701.00

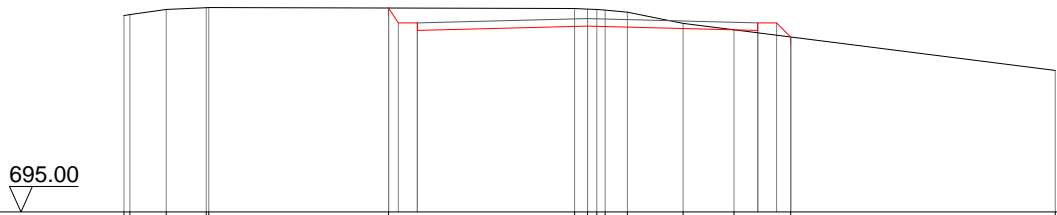


27
200.000

698.00

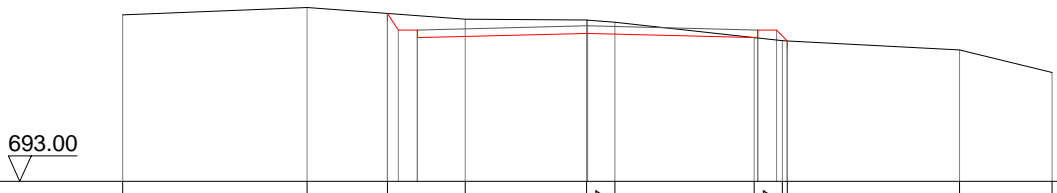


28
220.000



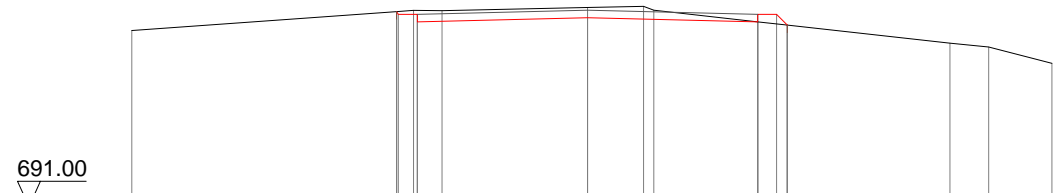
Parziali Terreno		0.48	0.53	2.38		2.46		0.17	0.29	0.74	0.67	0.75	3.50	
Quote terreno	697.60	697.61	697.68	697.70	697.70	697.70	697.69	697.67	697.64	697.49	697.41	697.40	697.31	696.87
Parziali Progetto					0.13	2.25			2.25			0.25		
Quote progetto					697.70	697.40		697.46				697.50	697.31	

29
240.000



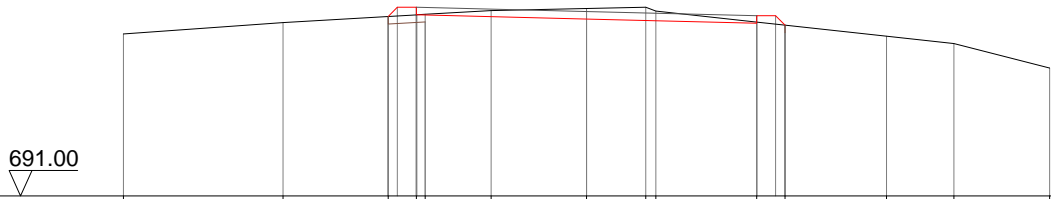
Parziali Terreno		2.44	1.06	1.03	1.61	0.37	1.84	0.37	2.28	1.22			
Quote terreno	695.20	695.30	695.22	695.14	695.13	695.10	694.90	694.86	694.86	694.74	694.44		
Parziali Progetto			0.15	2.25		2.25		0.25					
Quote progetto			695.22	694.90		694.96		694.90	694.86				

30
260.000



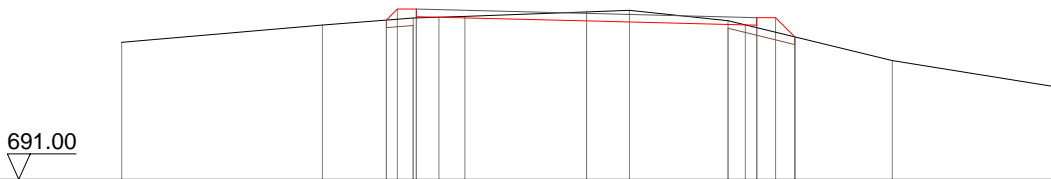
Parziali Terreno		3.50	0.22	0.38	1.92	0.74	0.14	1.37	0.39	2.15	0.51	0.84	
Quote terreno	693.33	693.58	693.60	693.59	693.63	693.65	693.60	693.44	693.40	693.16	693.11	692.90	
Parziali Progetto			0.25	2.25		2.25		0.25					
Quote progetto		693.38	693.54	693.44	693.50	693.40	693.44	693.40	693.40				

31
262.405



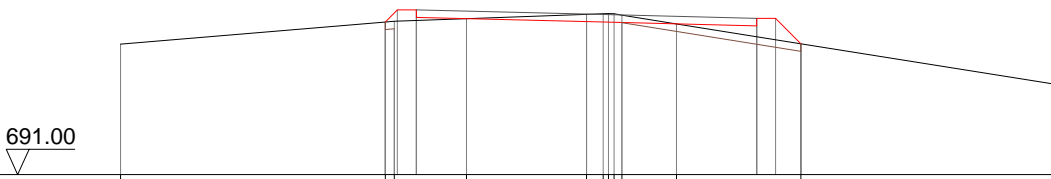
Parziali Terreno		2.11	1.39	0.37	0.87	1.26	0.78	0.13	1.33	0.37	1.34	0.89	1.27	
Quote terreno	693.14		693.29	693.37 693.50 693.39 693.40		693.45	693.48	693.50 693.44		693.30	693.26	693.11	693.01	692.69
Parziali Progetto				0.25	2.25			2.25		0.25				
Quote progetto				693.37 693.50 693.40		693.34				693.28 693.26				

32
267.536



Parziali Terreno		2.65	0.85	0.35	0.34	0.34	1.61	0.57	1.30	0.23	0.65	1.29	2.21
Quote terreno	692.81		693.04	693.11 693.25 693.13	693.14	693.15		693.21	693.24	693.10 693.04	692.88	692.57	692.21
Parziali Progetto				0.15 0.25	0.34	2.25			2.25		0.25 0.26		
Quote progetto				693.11 693.25 693.15		693.09				693.04 693.14	692.88		

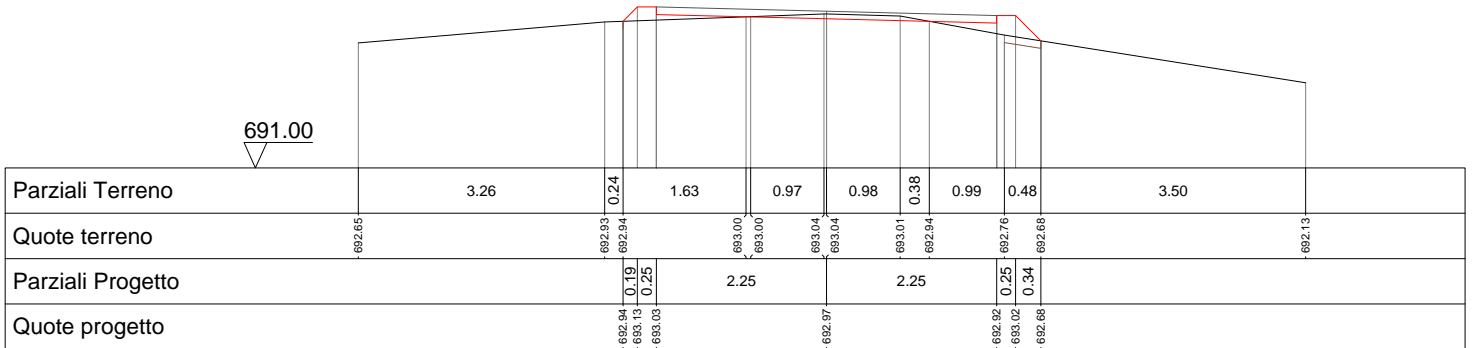
33
270.000



Parziali Terreno		3.50	0.95	1.59	0.22	0.72	1.65	3.50	
Quote terreno	692.72		693.02 693.18 693.03	693.06	693.12	693.11	692.99	692.73	692.17
Parziali Progetto			0.16 0.25	2.25		2.25	0.25 0.34		
Quote progetto			693.02 693.18 693.08		693.02		692.97 693.07	692.73	

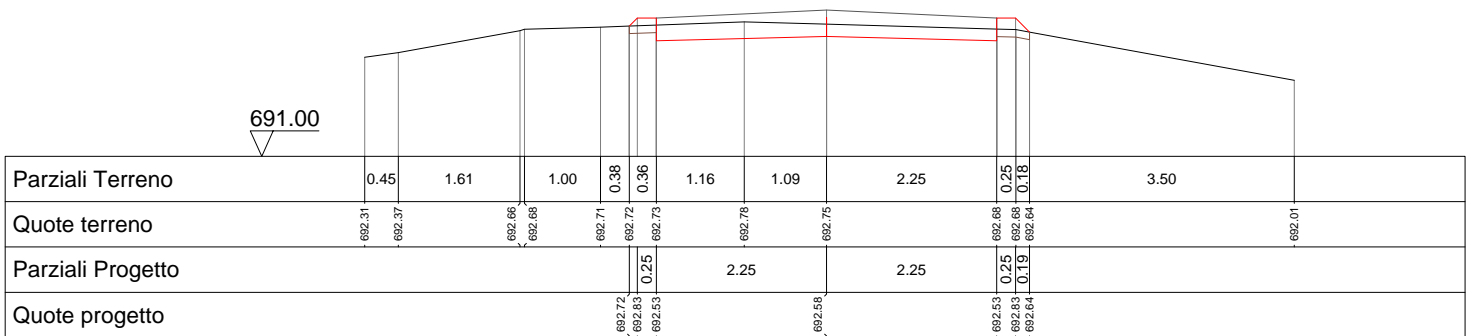
34
272.667

691.00



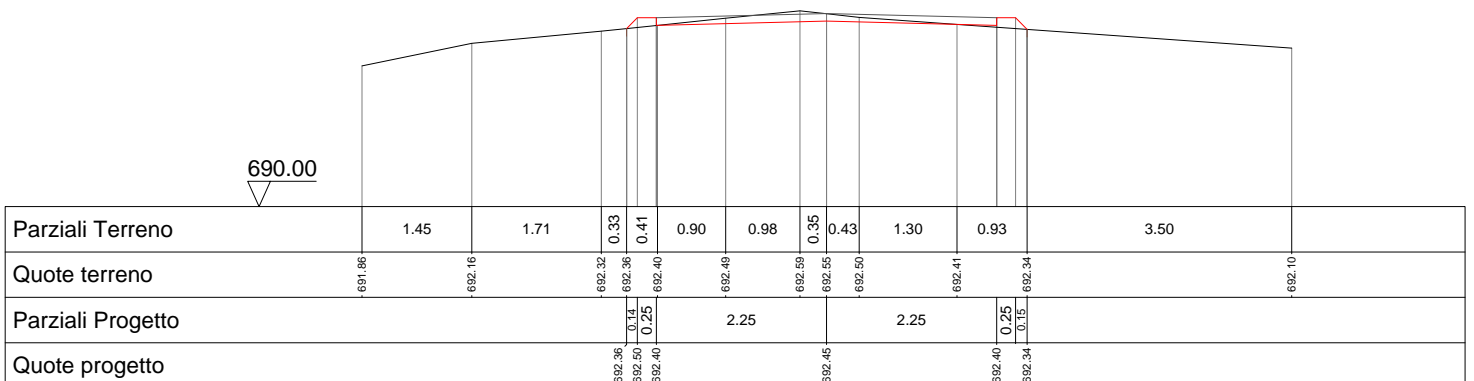
35
280.000

691.00

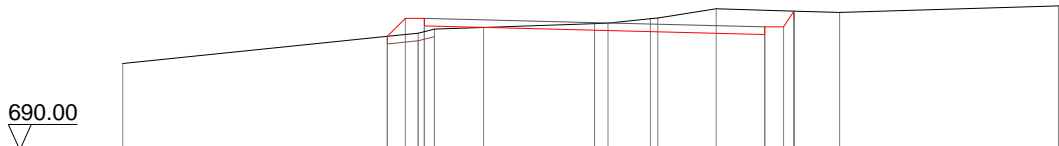


36
300.000

690.00

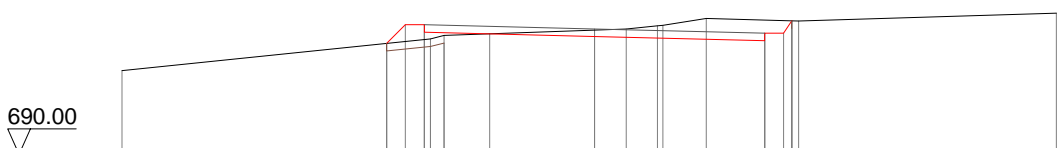


37
316.991



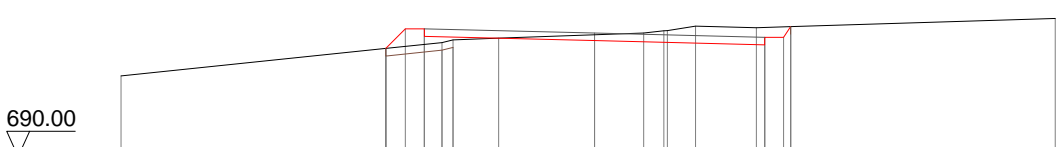
Parziali Terreno	3.50	0.41	0.65	1.47	0.56	0.77	1.03	0.60	2.90			
Quote terreno	691.14	691.50	691.74	691.54	691.60	691.62	691.67	691.68	691.74	691.87	691.82	691.90
Parziali Progetto		0.24	0.25	2.25		2.25		0.25				
Quote progetto		691.50	691.74	691.64		691.58		691.53	691.84			

38
317.736



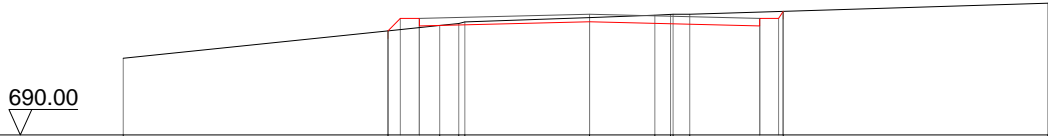
Parziali Terreno	3.50	0.58	0.60	1.39	0.42	0.41	0.57	1.13	3.41				
Quote terreno	691.11	691.47	691.71	691.53	691.57	691.59	691.64	691.66	691.70	691.71	691.80	691.76	691.87
Parziali Progetto		0.25	0.25	2.25		2.25		0.25					
Quote progetto		691.47	691.71	691.61		691.56		691.50	691.76				

39
318.482



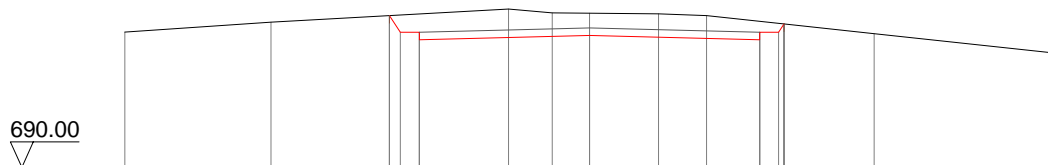
Parziali Terreno	3.50	0.74	0.15	0.60	1.27	0.65	0.27	0.37	0.80	0.45	3.50		
Quote terreno	691.07	691.43	691.69	691.51	691.54	691.57	691.61	691.63	691.67	691.73	691.70	691.72	691.83
Parziali Progetto		0.26	0.25	2.25		2.25		0.25					
Quote progetto		691.43	691.69	691.59		691.53		691.48	691.72				

40
320.000



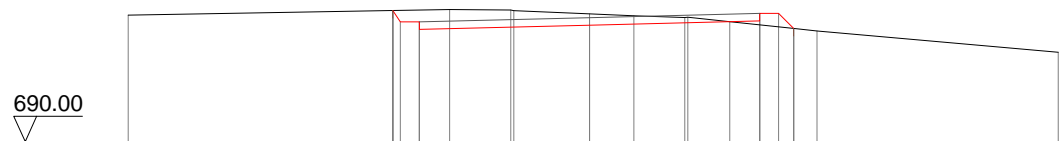
Parziali Terreno		3.50	0.68	0.25	1.65	0.86	0.21	0.22	1.24	3.50
Quote terreno	691.01		691.38 691.54 691.44	691.45 691.49		691.55	691.58 691.60 691.60		691.63	691.74
Parziali Progetto			0.16 0.25	2.25			2.25		0.25	
Quote progetto			691.38 691.54 691.44		691.50				691.44 691.63	

41
340.000



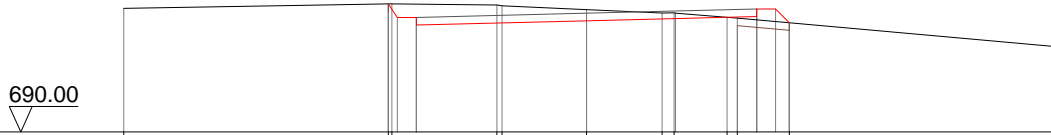
Parziali Terreno		1.93	1.57	1.58	0.58	0.49	0.91	0.64	1.02	1.19	2.31
Quote terreno	691.79	691.92	692.01	692.09	692.04	692.04	692.03	692.01	691.90	691.77	691.52
Parziali Progetto			0.14 0.25	2.25			2.25		0.25		
Quote progetto			692.01 691.79 691.69		691.74				691.69 691.90		

42
348.519



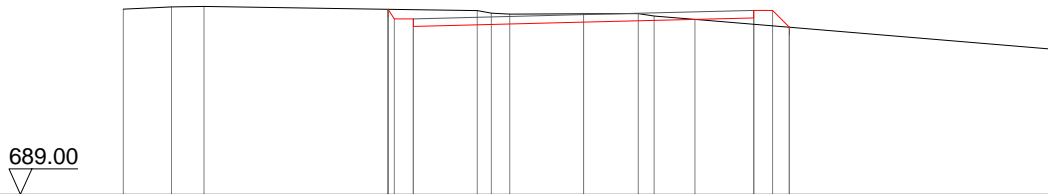
Parziali Terreno		3.50	0.75	0.81	1.00	0.59	0.67	0.56	0.84	0.31	3.19
Quote terreno	691.67		691.73	691.75	691.74 691.73	691.69	691.66	691.64 691.65	691.59	691.50 691.46	691.18
Parziali Progetto			0.25	2.25			2.25		0.25	0.20	
Quote progetto			691.73 691.68 691.48		691.54				691.60 691.70 691.50		

43
350.000



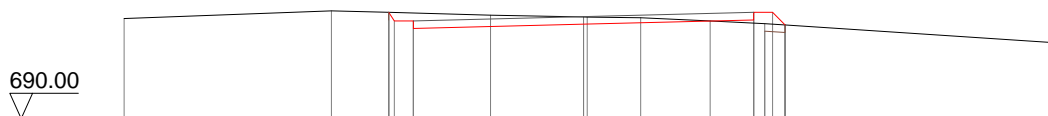
Parziali Terreno		3.50		1.39		1.12		1.00		0.16		0.70		0.14		0.69		3.50	
Quote terreno	691.63			691.69	691.69		691.68	691.67		691.62		691.57	691.57		691.52	691.50		691.44	691.13
Parziali Progetto				0.25		2.25		2.25		2.25		0.25		0.25		0.18			
Quote progetto				691.69	691.51	691.41		691.47		691.47		691.53	691.63	691.44		691.44			

44
356.073



Parziali Terreno		0.64	0.43		2.43		1.18	0.19	0.24		0.97		0.72	0.21	0.54		1.25		3.50
Quote terreno	691.45		691.48	691.48		691.45		691.43	691.40	691.38		691.39	691.36		691.31		691.21		690.92
Parziali Progetto					0.25		2.25		2.25		2.25		2.25		0.25		0.25		
Quote progetto					691.45	691.32	691.22		691.28		691.28		691.33	691.43	691.21	691.21			

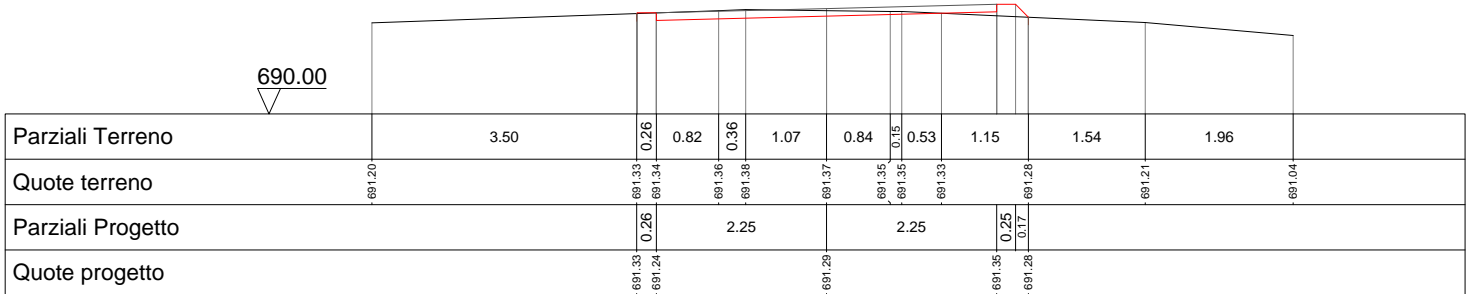
45
360.000



Parziali Terreno		2.74		0.76		1.34		1.23		0.71		0.92		0.72		0.27		3.50
Quote terreno	691.32			691.43	691.41		691.37	691.34	691.34		691.33		691.29		691.26	691.24		691.01
Parziali Progetto				0.25		2.25		2.25		2.25		2.25		0.25		0.17		
Quote progetto				691.41	691.29	691.19		691.25		691.25		691.31	691.43	691.24	691.24			

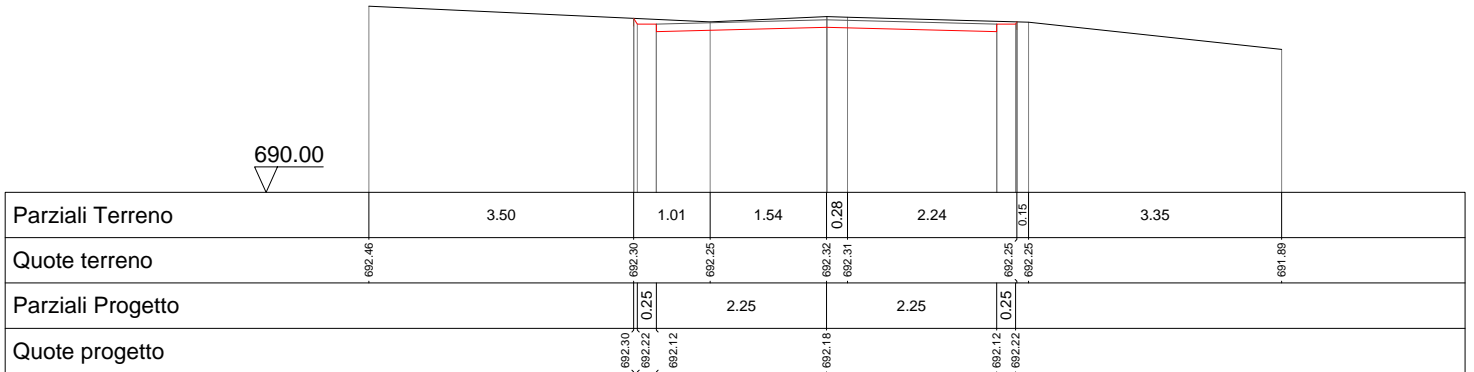
46
363.628

690.00



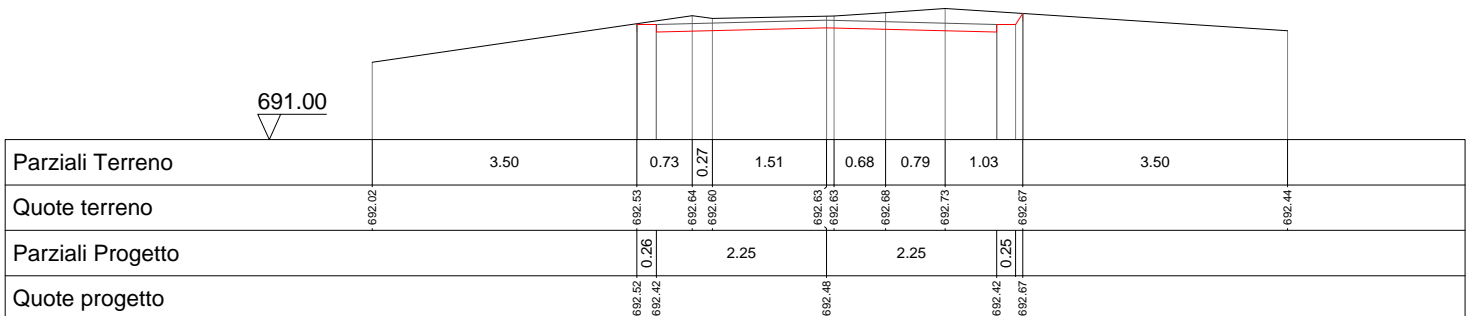
47
380.000

690.00

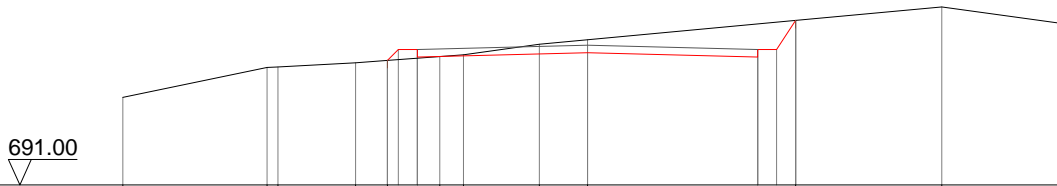


48
400.000

691.00

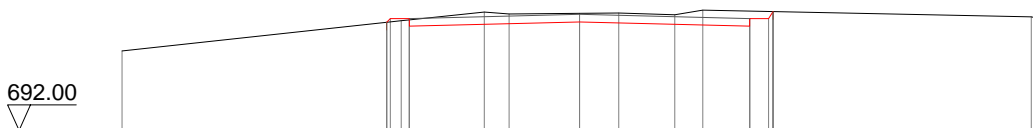


49
420.000



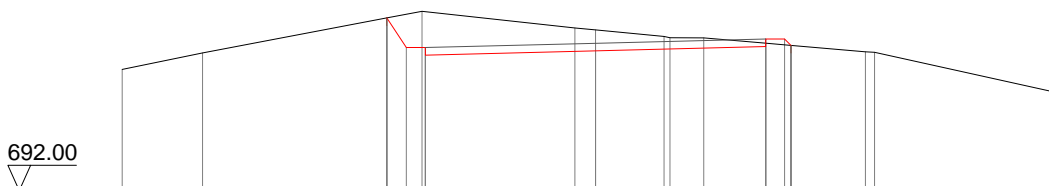
Parziali Terreno		1.91	0.14	1.03	0.42	0.69	0.31	1.00	0.64	2.75	1.93	1.57	
Quote terreno	692.16	692.55	692.56	692.62	692.65	692.70	692.72	692.86	692.92	693.17	693.35	693.14	
Parziali Progetto					0.14	0.25		2.25		2.25			
Quote progetto					692.65	692.70	692.69		692.75		692.69	692.70	693.17

50
440.000



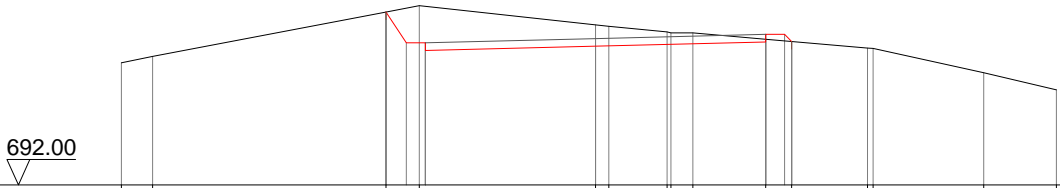
Parziali Terreno		3.50	0.19	0.99	0.33	0.93	0.52	0.74	0.37	0.93	3.41	
Quote terreno	693.05	693.43	693.46	693.56	693.54	693.55	693.53	693.59	693.57	693.50	693.48	
Parziali Progetto			0.25	2.25		2.25			0.25			
Quote progetto			693.43	693.46	693.38		693.43		693.38	693.57		

51
459.403



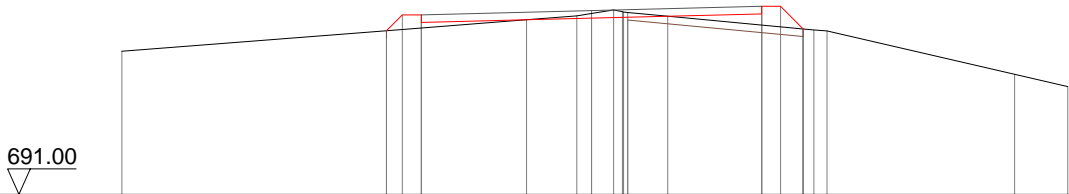
Parziali Terreno		1.06	2.44	0.46	2.02	0.27	0.91	0.45	0.82	0.33	0.98	2.40		
Quote terreno	693.60	693.82	694.28	694.37	694.15	694.13	694.04	694.02	694.02	693.95	693.92	693.84	693.83	693.30
Parziali Progetto			0.26	0.25	2.25		2.25			0.25				
Quote progetto			694.28	693.89	693.79		693.85		693.80	693.92		693.84	693.83	693.30

52
460.000



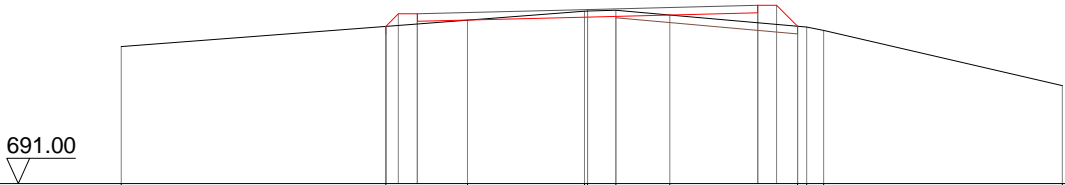
Parziali Terreno	0.41	3.09	0.44	2.33	0.18	0.77	0.29	0.96	0.34	1.00	1.46	0.96
Quote terreno	693.61 693.70		694.29 693.88 693.76		694.12 694.10	694.02 694.01 694.01		693.93 693.90		693.81 693.81	693.48	693.26
Parziali Progetto			0.27 0.25	2.25		2.25		0.25				
Quote progetto			694.29 693.88 693.76		693.83			693.89 693.90				

53
470.000



Parziali Terreno	3.50	1.85	0.66	0.19	0.29	0.53	1.79	0.14	0.17	2.48	0.70
Quote terreno	692.89		693.16		693.31	693.36 693.39 693.40	693.35	693.19 693.17 693.16		692.59	692.42
Parziali Progetto			0.21 0.25		2.25		2.25	0.25 0.30			
Quote progetto			693.16 693.37 693.27		693.33			693.39 693.49 693.19			

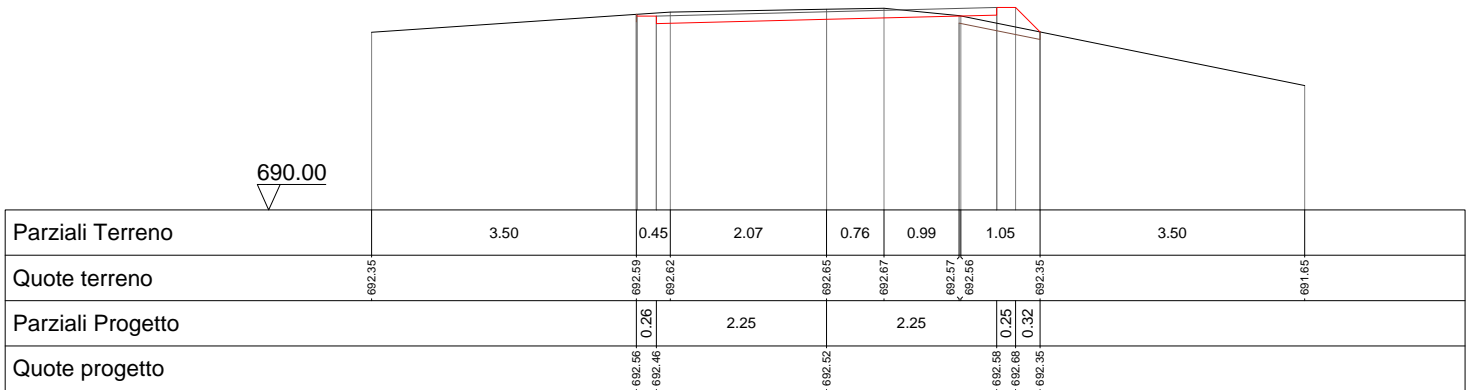
54
471.599



Parziali Terreno	3.50	1.08	1.55	0.38	0.71	1.69	0.22	3.16	
Quote terreno	692.81		693.08		693.16	693.28 693.28 693.29	693.23	693.08 693.49 693.07 693.03	692.30
Parziali Progetto			0.17 0.25		2.25		2.25	0.25 0.28	
Quote progetto			693.08 693.25 693.15		693.20			693.26 693.36 693.08	

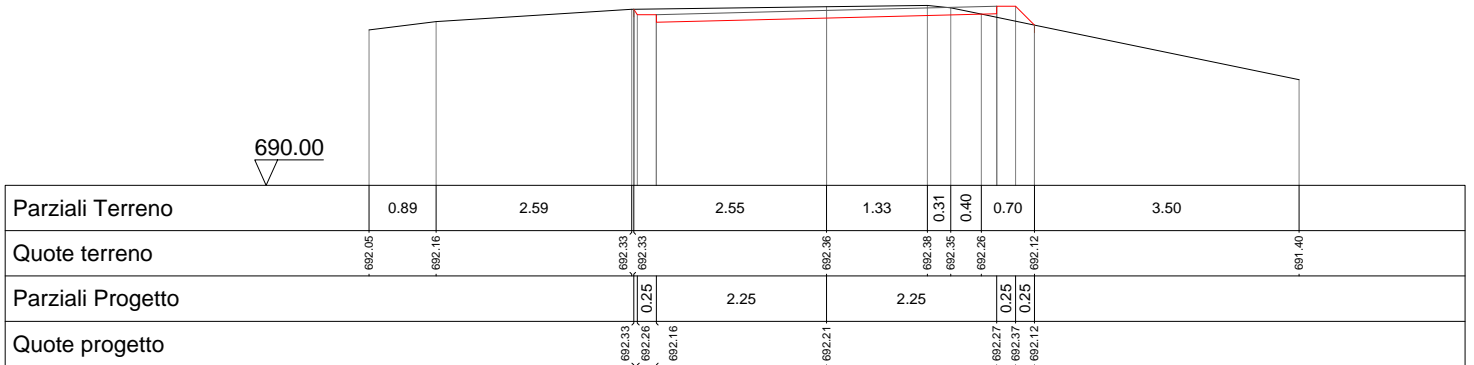
55
480.000

690.00



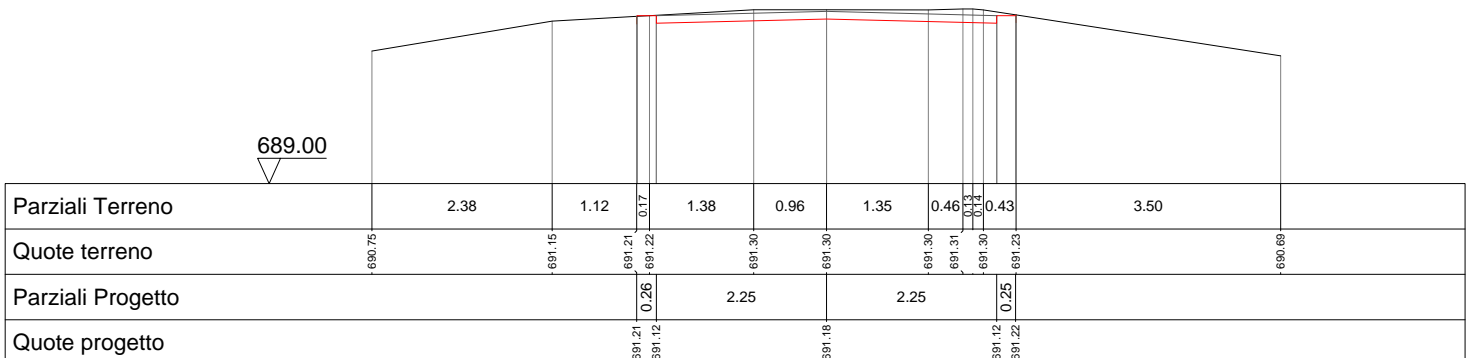
56
483.795

690.00



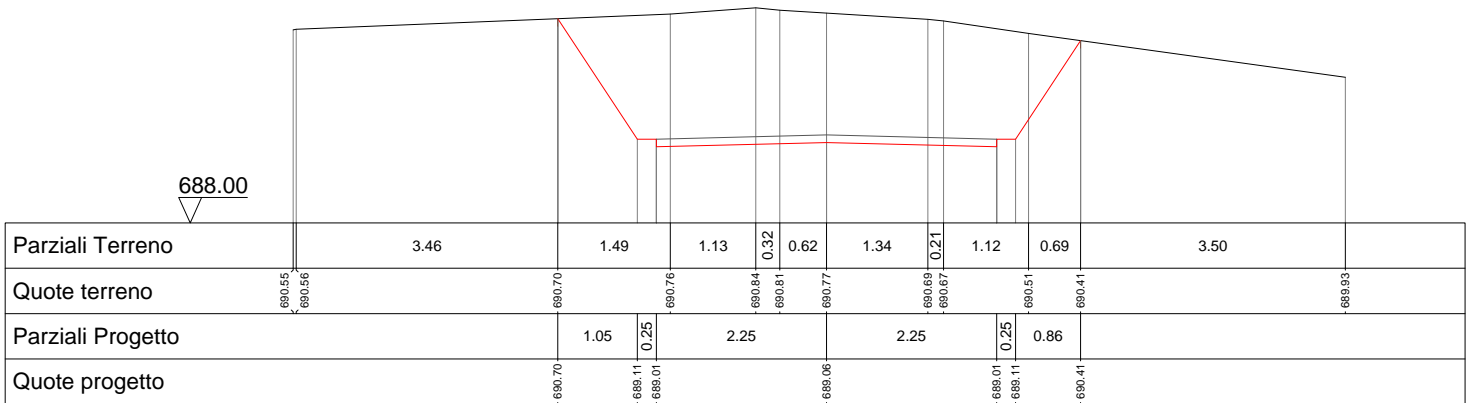
57
500.000

689.00



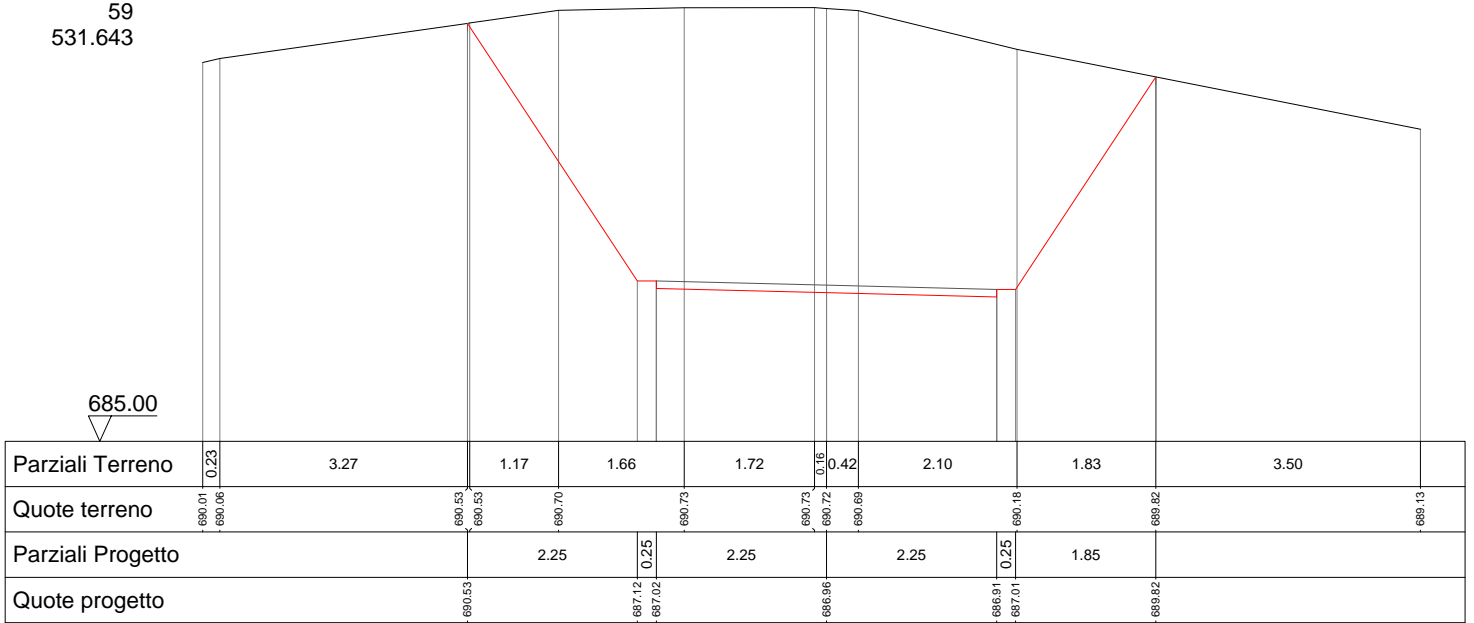
58
520.000

688.00



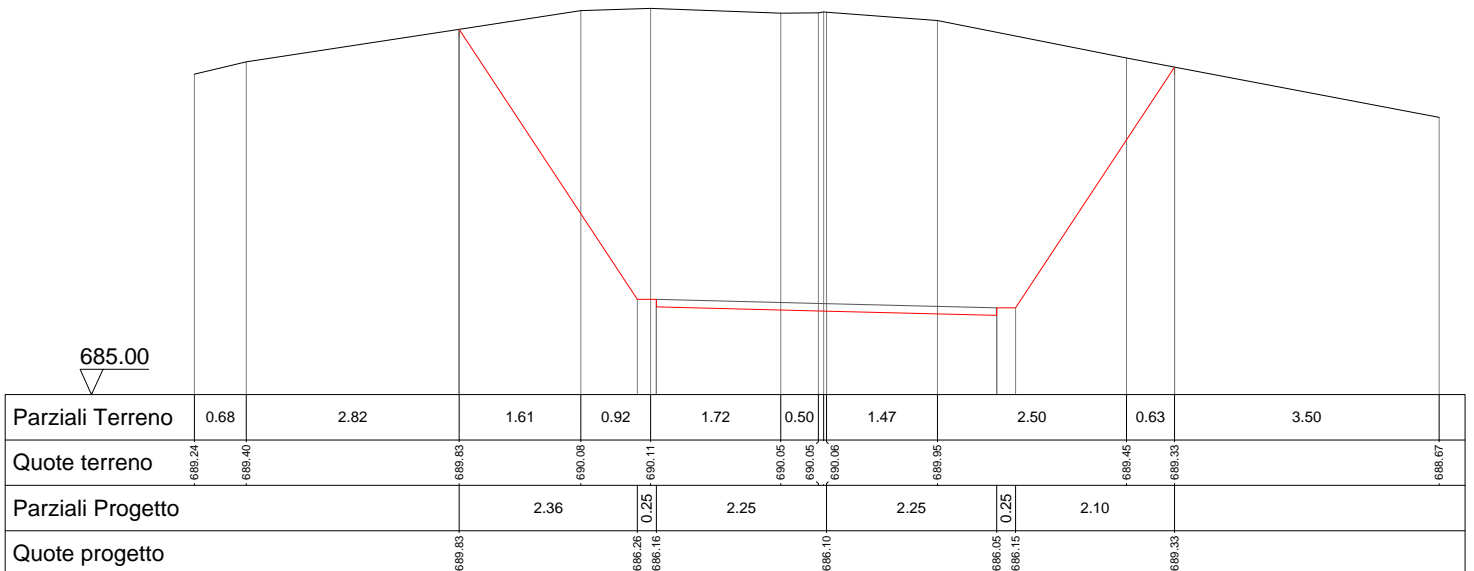
59
531.643

685.00

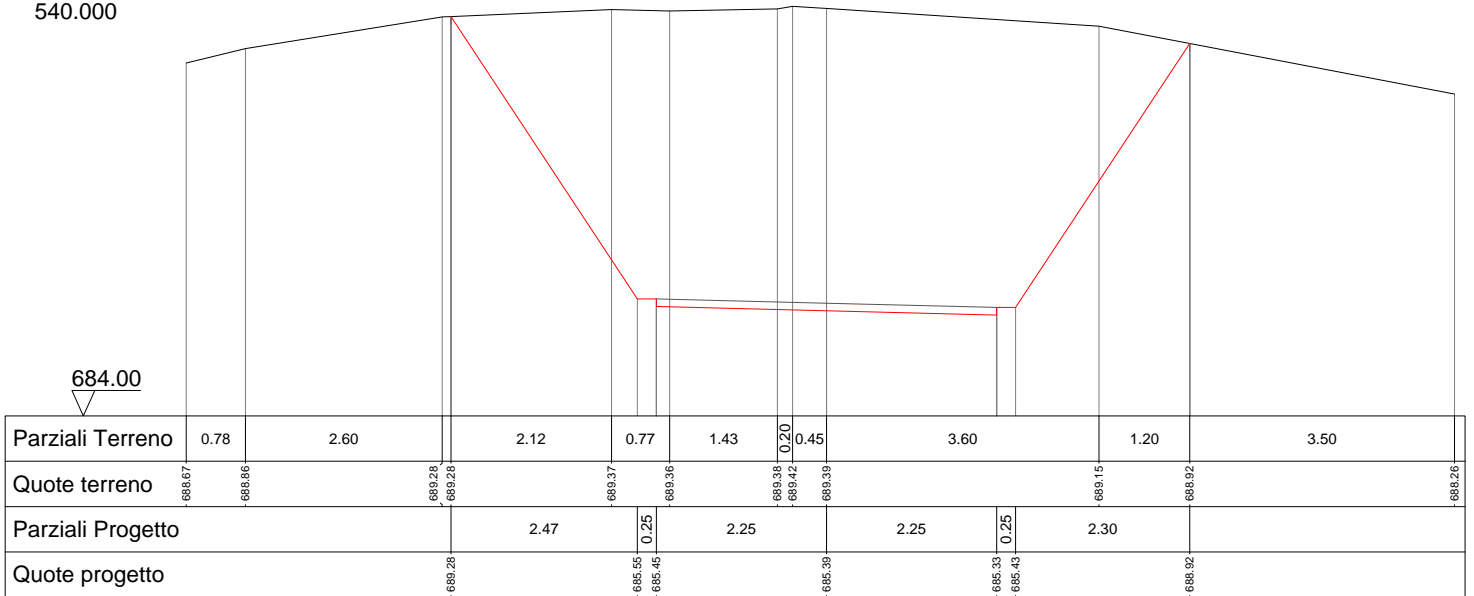


60
536.213

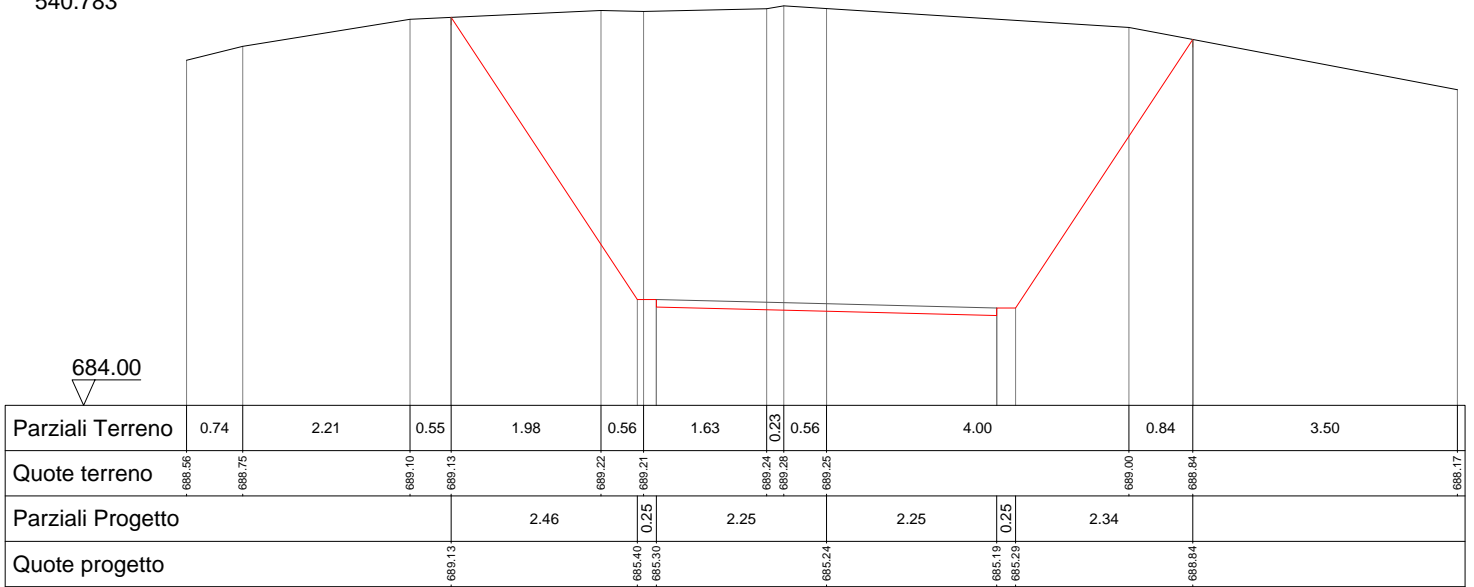
685.00



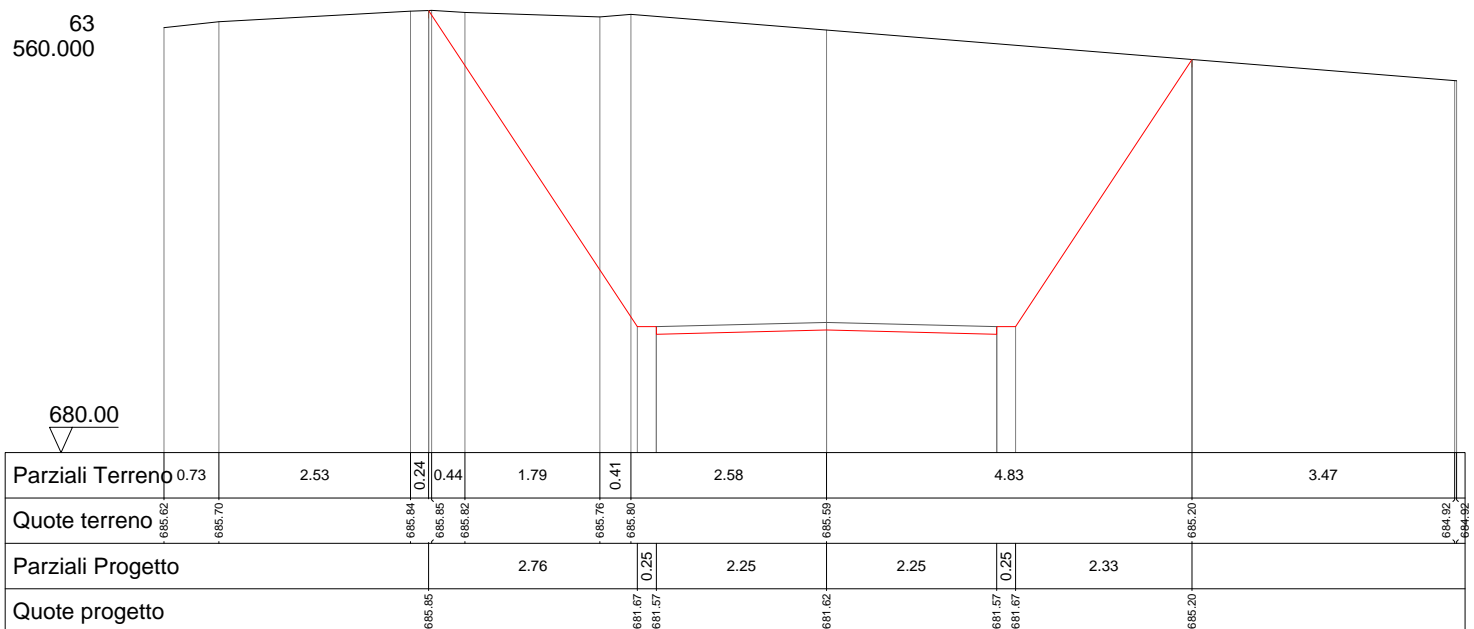
61
540.000



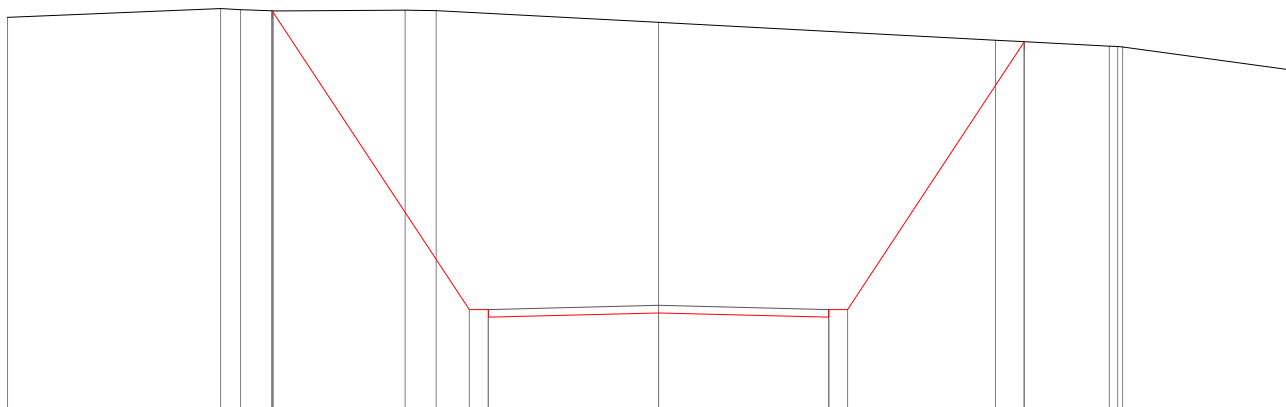
62
540.783



63
560.000

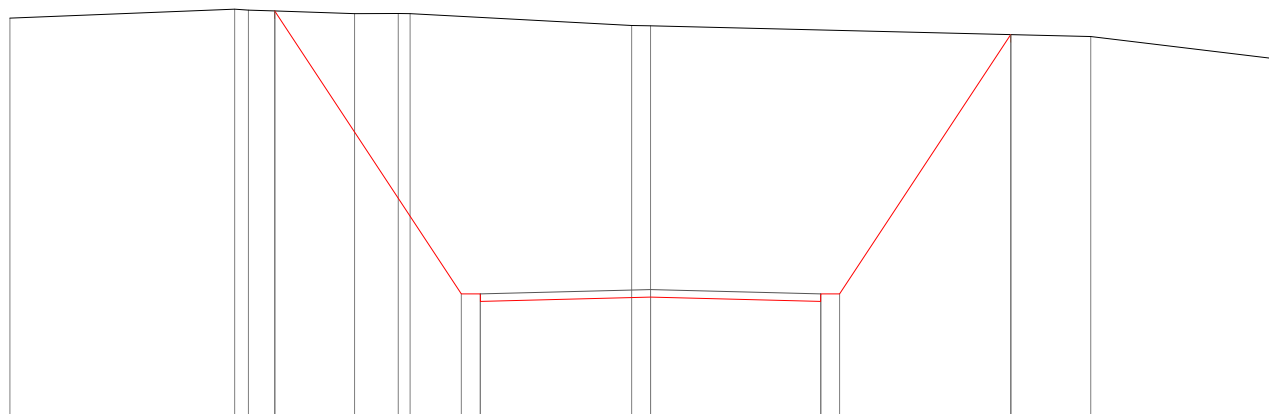


64
580.000



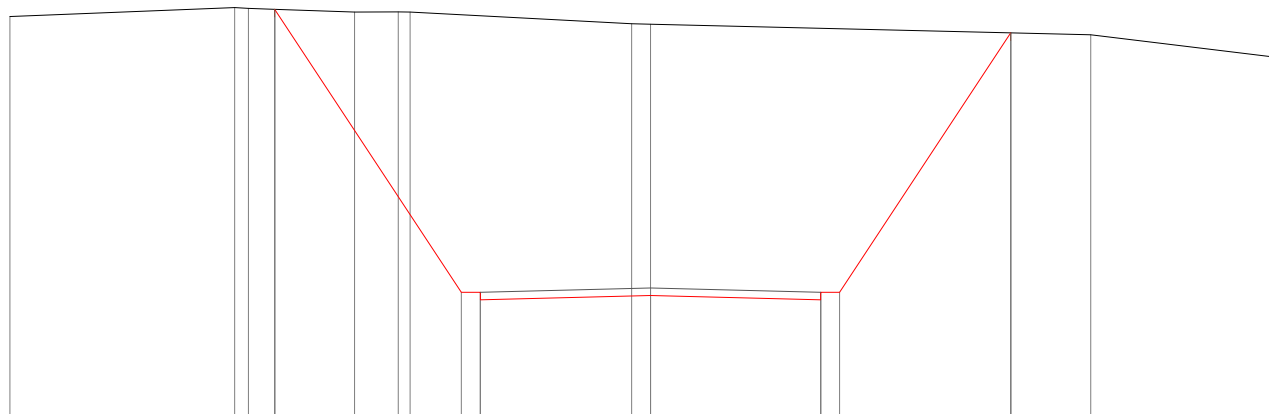
Parziali Terreno	2.82	0.26	0.42	1.76	0.41	2.94	4.46	0.38	1.12	2.20
Quote terreno	682.20	682.32 682.30	682.29	682.30	682.29	682.14	682.14	681.90 681.88	681.82	681.51
Parziali Progetto				2.61	0.25	2.25	2.25	0.25	2.34	
Quote progetto			682.29		678.34 678.24		678.30	678.24 678.34		681.88

65
586.990



Parziali Terreno	2.97	0.18	0.35	1.06	0.58	2.93	0.25	4.76	1.06	2.44
Quote terreno	681.27	681.38 681.37	681.36	681.32	681.33 681.32	681.17	681.16	681.05	681.02	680.73
Parziali Progetto				2.47	0.25	2.25	2.25	0.25	2.26	
Quote progetto			681.36		677.62 677.52		677.57	677.52 677.62		681.05

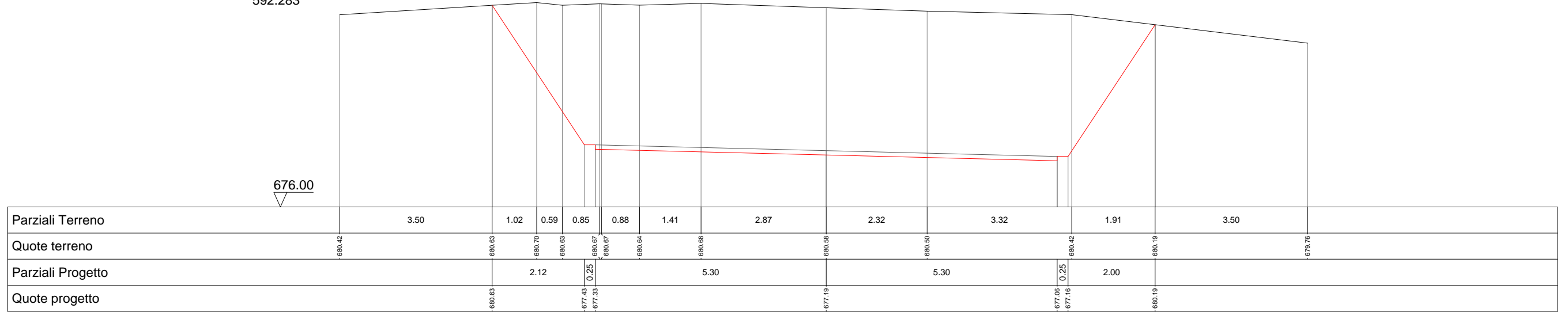
66
586.990



Parziali Terreno	2.97	0.18	0.35	1.06	0.58	2.93	0.25	4.76	1.06	2.44
Quote terreno	681.27	681.38 681.37	681.36	681.32	681.33 681.32	681.17	681.16	681.05	681.02	680.73
Parziali Progetto				2.47	0.25	2.25	2.25	0.25	2.26	
Quote progetto			681.36		677.62 677.52		677.57	677.52 677.62		681.05

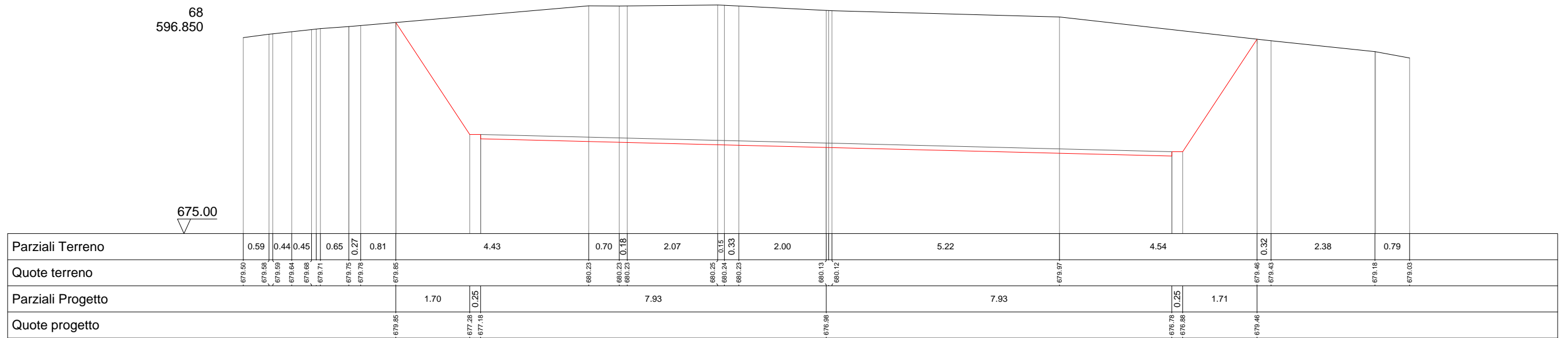
67
592.283

676.00



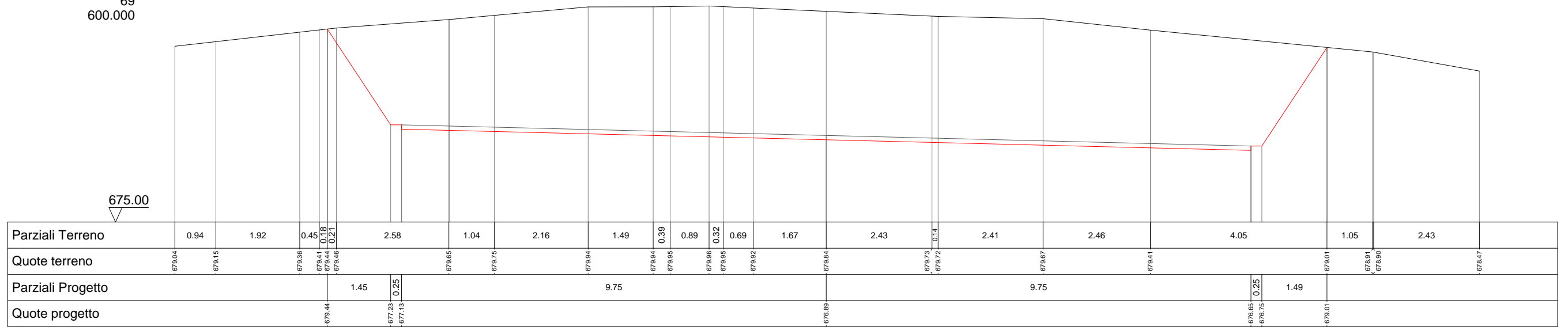
68
596.850

675.00

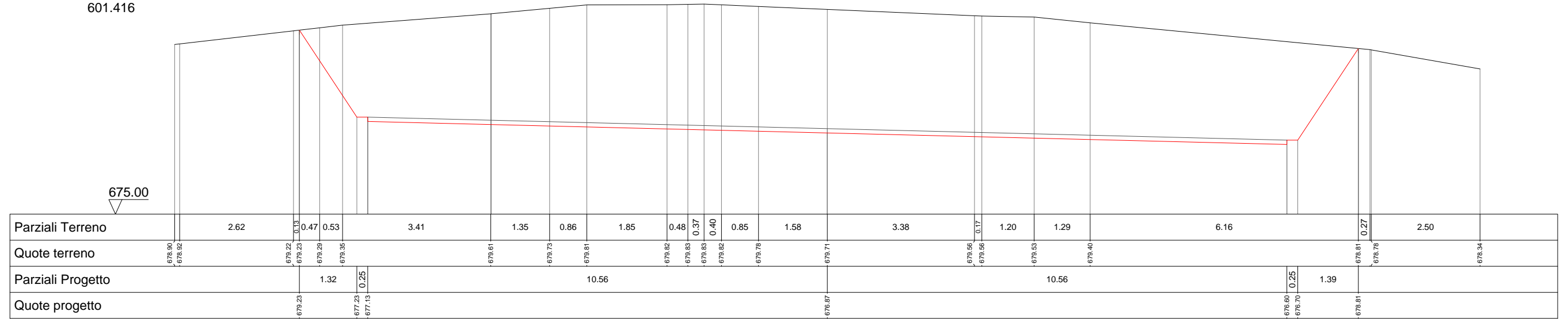


69
600.000

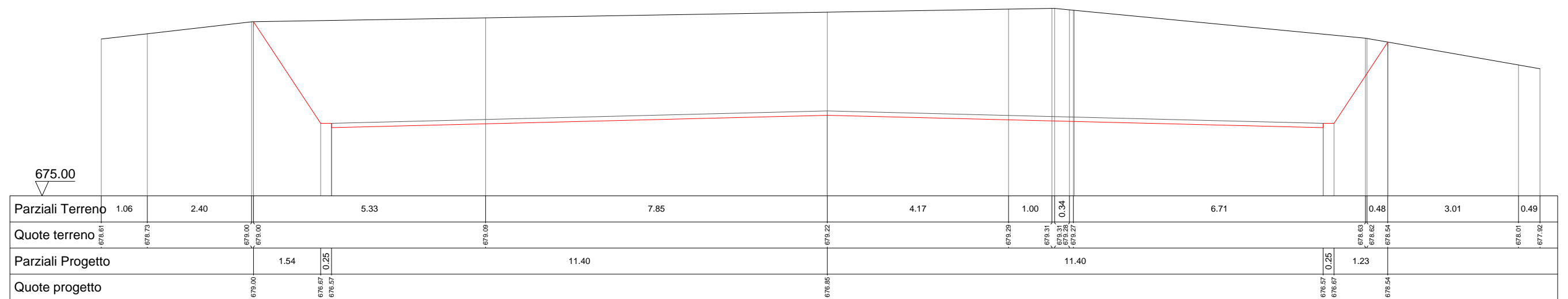
675.00



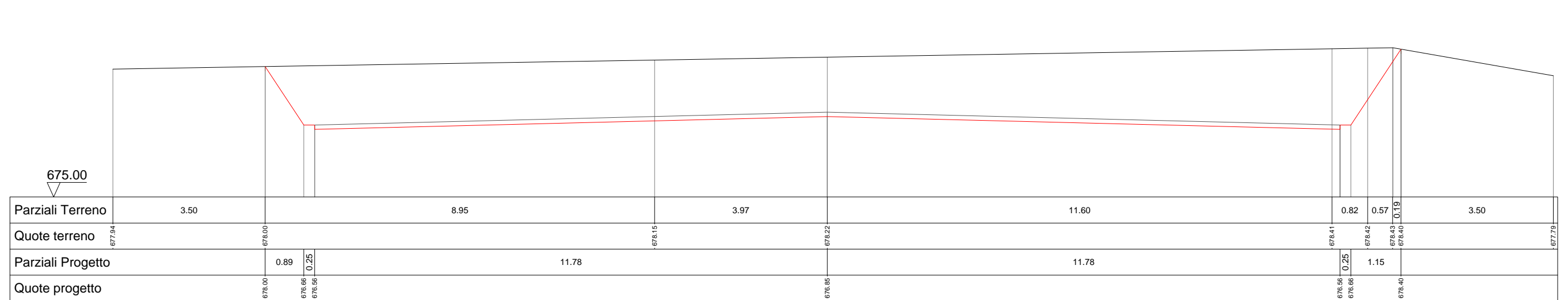
70
601.416



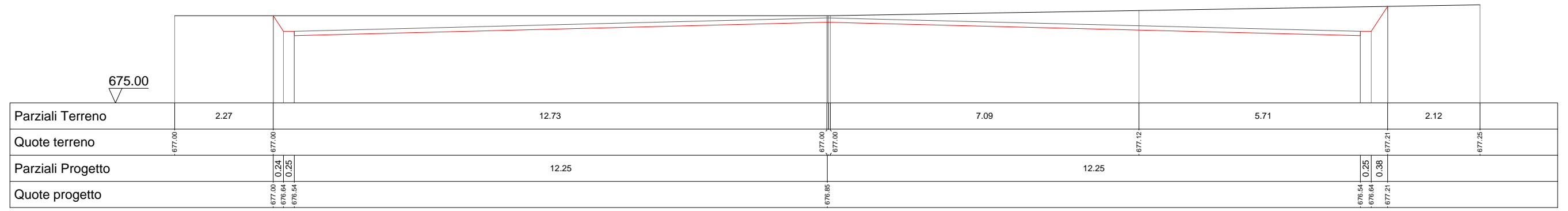
71
602.861



72
603.533



73
604.345



SEZIONI TRASVERSALI
Profilo longitudinale tratto 9-10
Viabilità di impianto postazione eolica 518

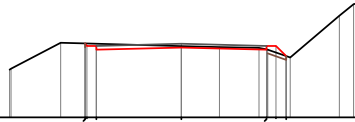
DISEGNI DI RIFERIMENTO

TAVOLA	DESCRIZIONE
AM-IAC10008	Viabilità e piazzole - Planimetria di progetto
AM-IAC10010	Profili longitudinali viabilità di impianto

1
0.000

Scala H 1/200.00
Scala V 1/200.00

765.00

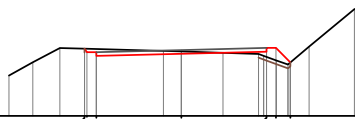


Quote	766.96	766.79	766.85	766.79	766.62
Parziali		2.25		2.25	
Sviluppata Par.		2.25		2.25	0.38
Sviluppata	0.00	-2.54	0.00	2.58	4.83
Progressiva	-0.06	-2.25	0.33	0.00	2.25
Dislivelli			-0.04	0.00	-0.01
					-0.00

2
2.505

Scala H 1/200.00
Scala V 1/200.00

765.00

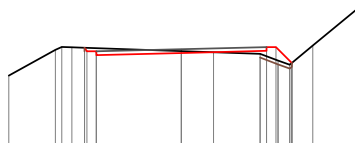


Quote	766.78	766.59	766.64	766.70	766.65	766.42
Parziali		2.25		2.25		
Sviluppata Par.		2.25		2.25	0.38	0.54
Sviluppata	0.00	-2.56	0.00	2.61	4.86	5.03
Progressiva	-0.08	-2.25	0.36	0.00	2.25	2.80
Dislivelli			-0.06	0.00	0.14	0.33
					0.00	-0.00

3
3.945

Scala H 1/200.00
Scala V 1/200.00

764.00

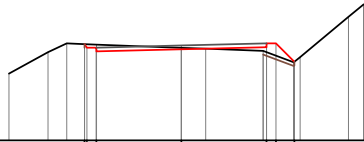


Quote	766.67	766.47	766.53	766.59	766.68	766.28
Parziali		2.25		2.25		
Sviluppata Par.		2.25		2.25	0.42	0.60
Sviluppata	0.00	-2.56	0.00	2.62	4.87	5.13
Progressiva	-0.08	-2.25	0.36	0.00	2.25	2.92
Dislivelli			-0.05	0.00	0.14	0.33
					0.00	-0.00

4
5.386

Scala H 1/200.00
Scala V 1/200.00

764.00

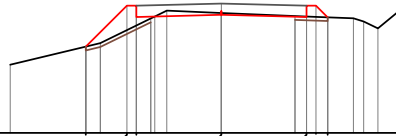


Quote		766.55	766.35	766.41	766.47	766.57	766.08
Parziali			2.25		2.25		
Sviluppata Par.			2.25		2.25		
Sviluppata		0.00	0.36	2.61	4.86	5.13	5.82
Progressiva		0.00	-2.56	0.00	2.25	2.50	2.99
Dislivelli		-0.08	-2.25	-0.04	0.13	-0.32	-0.00

5
20.000

Scala H 1/200.00
Scala V 1/200.00

762.00

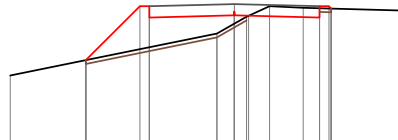


Quote		764.28	765.37	765.07	765.12	765.07	765.06
Parziali		1.08	2.25		2.25		
Sviluppata Par.		1.53	2.26		2.25		
Sviluppata		0.00	1.53	1.78	4.05	6.30	7.12
Progressiva		-0.00	-3.58	-2.50	0.00	2.25	2.81
Dislivelli		0.65	0.53	-0.05	-0.01	0.00	-0.00

6
40.000

Scala H 1/200.00
Scala V 1/200.00

760.00

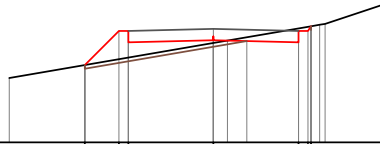


Quote		762.15	763.58	763.28	763.34	763.28	763.52
Parziali		1.43	2.25		2.25		
Sviluppata Par.		2.02	2.26		2.25		
Sviluppata		0.00	2.02	2.27	4.53	6.78	7.26
Progressiva		-0.00	-3.93	-2.50	0.00	2.25	2.56
Dislivelli		1.14	1.09	0.22	-0.25	0.00	0.00

7
60.000

Scala H 1/200.00
Scala V 1/200.00

758.00

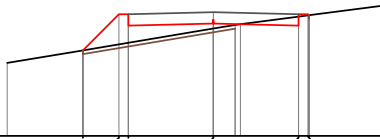


Quote	760.05	760.95	760.65	760.70	760.65	761.07
Parziali	0.90	2.25	2.25			
Sviluppata Par.	1.27	2.26	2.25			
Sviluppata	0.00	1.27	1.52	3.78	6.04	6.58
Progressiva	3.40	2.50	2.25	0.00	2.25	2.58
Dislivelli	0.00	0.75	0.70	0.07	-0.37	-0.00

8
80.000

Scala H 1/200.00
Scala V 1/200.00

755.00

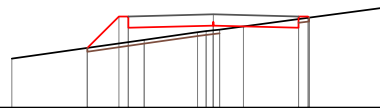


Quote	757.26	758.22	757.92	757.97	757.92	758.19
Parziali	0.95	2.25	2.25			
Sviluppata Par.	1.35	2.26	2.25			
Sviluppata	0.00	1.35	1.60	3.86	6.11	6.54
Progressiva	3.45	2.50	2.25	0.00	2.25	2.53
Dislivelli	0.00	0.79	0.75	0.13	-0.24	0.00

9
100.000

Scala H 1/200.00
Scala V 1/200.00

753.00

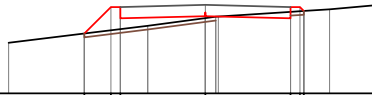


Quote	754.58	755.41	755.11	755.17	755.11	755.38
Parziali	0.83	2.25	2.25			
Sviluppata Par.	1.18	2.26	2.25			
Sviluppata	0.00	1.18	1.43	3.69	5.94	6.37
Progressiva	3.33	2.50	2.25	0.00	2.25	2.53
Dislivelli	0.00	0.71	0.68	0.12	-0.23	0.00

10
120.000

Scala H 1/200.00
Scala V 1/200.00

751.00

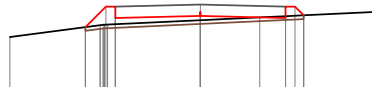


Quote	752.58	753.29	753.04	752.99	753.18
Parziali	0.70	2.25	2.25		
Sviluppata Par.	0.99	2.26	2.25		
Sviluppata	-0.00	-3.20	0.00	3.51	-0.17
Progressiva	0.62	-2.50	0.99	1.24	2.25
Dislivelli	0.58	-2.25	1.24	0.05	2.60

11
140.000

Scala H 1/200.00
Scala V 1/200.00

750.00

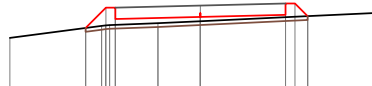


Quote	751.64	751.88	751.93	751.88	751.95
Parziali	0.54	2.25	2.25		
Sviluppata Par.	0.76	2.26	2.25		
Sviluppata	0.00	-3.04	0.00	3.28	-0.05
Progressiva	0.46	-2.25	1.01	1.24	2.73
Dislivelli	0.11	0.00	0.11	0.00	2.73

12
140.221

Scala H 1/200.00
Scala V 1/200.00

750.00

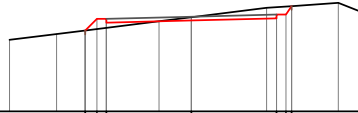


Quote	751.63	751.86	751.92	751.98	751.94
Parziali	0.54	2.25	2.25		
Sviluppata Par.	0.76	2.26	2.25		
Sviluppata	0.00	-3.04	0.00	3.27	-0.07
Progressiva	0.45	-2.25	1.01	1.24	2.84
Dislivelli	0.11	0.00	0.11	0.00	2.84

13
150.000

Scala H 1/200.00
Scala V 1/200.00

749.00

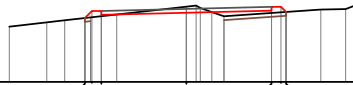


Quote	751.14	751.35	751.40	751.46	751.76
Parziali	0.31	2.25		2.25	
Sviluppata Par.	0.44	2.25		2.25	
Sviluppata	0.00	0.69	2.94	5.19	5.73
Progressiva	-2.81	-2.25	0.00	2.25	2.65
Dislivelli	0.00	0.24	-0.09	-0.30	0.00

14
156.393

Scala H 1/200.00
Scala V 1/200.00

749.00



Quote	750.89	750.78	750.83	750.89	750.85
Parziali		2.25		2.25	
Sviluppata Par.		2.25		2.25	
Sviluppata	0.00	0.51	2.76	5.01	5.48
Progressiva	-2.68	-2.25	0.00	2.25	2.64
Dislivelli	0.00	0.14	-0.16	0.06	0.00

15
160.000

Scala H 1/200.00
Scala V 1/200.00

749.00

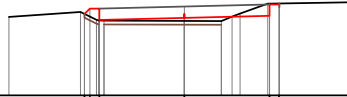


Quote	750.36	750.29	750.35	750.40	750.41
Parziali		2.25		2.25	
Sviluppata Par.		2.26		2.25	
Sviluppata	0.00	0.56	2.84	5.09	5.90
Progressiva	-2.73	-2.25	0.00	2.25	2.80
Dislivelli	0.00	0.18	0.04	0.04	0.00

16
170.000

Scala H 1/200.00
Scala V 1/200.00

747.00

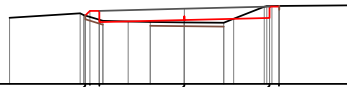


Quote	748.15	748.09	748.05	748.11	748.41
Parziali		2.25		2.25	
Sviluppata Par.		2.26		2.25	
Sviluppata	0.00	2.64	0.00	2.71	4.96
Progressiva	0.31	2.25	0.45	0.00	2.25
Dislivelli	0.00	-0.31	0.08	0.00	-0.32

17
172.565

Scala H 1/200.00
Scala V 1/200.00

747.00

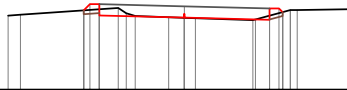


Quote	748.81	748.63	748.69	748.75	748.05
Parziali		2.25		2.25	
Sviluppata Par.		2.26		2.25	
Sviluppata	0.00	2.62	0.00	2.69	4.94
Progressiva	0.24	2.25	0.42	0.00	2.25
Dislivelli	0.00	-0.24	0.06	0.00	-0.31

18
178.858

Scala H 1/200.00
Scala V 1/200.00

746.00

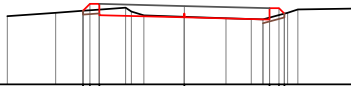


Quote	748.09	747.98	747.90	747.85	748.05
Parziali		2.25		2.25	
Sviluppata Par.		2.28		2.25	
Sviluppata	0.00	2.66	0.00	2.76	5.01
Progressiva	0.14	2.25	0.48	0.00	2.25
Dislivelli	0.00	-0.14	0.01	0.00	-0.11

19
180.000

Scala H 1/200.00
Scala V 1/200.00

746.00

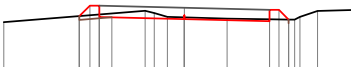


Quote	747.96	747.83	747.77	747.72	747.87
Parziali		2.25		2.25	
Sviluppata Par.		2.28		2.25	
Sviluppata	0.00	0.00	2.79	5.04	5.63
Progressiva	-2.68	-2.25	0.00	2.25	2.64
Dislivelli	0.00	-0.15	-0.02	-0.05	0.00

20
184.393

Scala H 1/200.00
Scala V 1/200.00

746.00

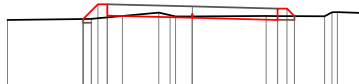


Quote	747.40	747.38	747.32	747.26	747.31
Parziali		0.28	2.25	2.25	
Sviluppata Par.		0.33	2.28	2.25	
Sviluppata	0.00	0.64	2.92	5.17	5.92
Progressiva	-2.78	-2.25	0.00	2.25	2.76
Dislivelli	0.00	-0.24	-0.04	-0.05	0.00

21
189.928

Scala H 1/200.00
Scala V 1/200.00

745.00

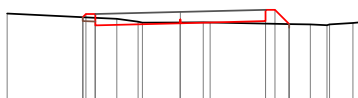


Quote	746.76	746.85	746.79	746.74	746.83
Parziali		0.39	2.25	2.25	
Sviluppata Par.		0.55	2.28	2.25	
Sviluppata	0.00	0.80	3.08	5.33	6.00
Progressiva	-2.89	-2.25	0.00	2.25	2.70
Dislivelli	0.00	-0.35	-0.04	-0.10	0.00

22
197.267

Scala H 1/200.00
Scala V 1/200.00

744.00

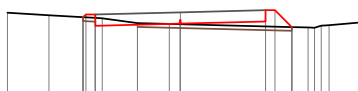


Quote	746.25	746.04	746.09	746.15	746.45	746.07
Parziali		2.25		2.25		
Sviluppata Par.		2.26		2.25		0.33
Sviluppata	0.00	0.37	2.63	4.88	5.27	5.81
Progressiva	-0.00	-2.58	0.00	2.25	2.50	2.88
Dislivelli	-0.10	-2.25	-0.02	0.06	0.37	-0.00

23
200.000

Scala H 1/200.00
Scala V 1/200.00

744.00

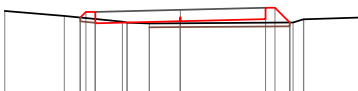


Quote	746.00	745.78	745.83	745.89	746.19	745.74
Parziali		2.25		2.25		
Sviluppata Par.		2.26		2.25		0.45
Sviluppata	0.00	0.35	2.62	4.87	5.26	5.89
Progressiva	0.00	-2.57	0.00	2.25	2.50	2.89
Dislivelli	0.09	-2.25	0.01	0.13	0.43	0.00

24
208.138

Scala H 1/200.00
Scala V 1/200.00

743.00

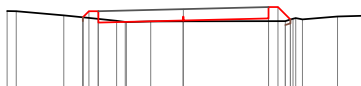


Quote	745.09	744.94	744.89	745.05	745.35	744.86
Parziali		2.25		2.25		
Sviluppata Par.		2.26		2.25		0.39
Sviluppata	0.00	0.46	2.72	4.97	5.26	5.92
Progressiva	-0.00	-2.65	0.00	2.25	2.50	2.89
Dislivelli	-0.19	-2.25	0.06	0.10	0.39	0.00

25
210.000

Scala H 1/200.00
Scala V 1/200.00

743.00

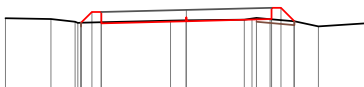


Quote	744.88	744.74	744.80	744.85	744.82
Parziali		2.25		2.25	0.33
Sviluppata Par.		2.26		2.25	0.37
Sviluppata	0.00	0.48	2.74	4.99	5.85
Progressiva	2.86	2.25	0.00	2.25	2.83
Dislivelli	0.00	0.20	0.02	0.07	0.00

26
219.000

Scala H 1/200.00
Scala V 1/200.00

742.00



Quote	743.80	743.78	743.84	743.90	743.86
Parziali		0.28	2.25	2.25	0.36
Sviluppata Par.		0.40	2.26	2.25	0.51
Sviluppata	0.00	0.65	2.92	5.17	5.66
Progressiva	2.79	2.25	0.00	2.25	2.50
Dislivelli	0.00	0.27	-0.02	0.00	0.33

27
220.000

Scala H 1/200.00
Scala V 1/200.00

742.00

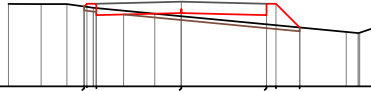


Quote	743.70	743.68	743.74	743.68	743.74
Parziali		0.28	2.25	2.25	
Sviluppata Par.		0.40	2.26	2.25	
Sviluppata	0.00	0.65	2.92	5.17	5.90
Progressiva	2.78	2.25	0.00	2.25	2.75
Dislivelli	0.00	0.27	-0.03	-0.10	0.00

28
240.000

Scala H 1/200.00
Scala V 1/200.00

740.00

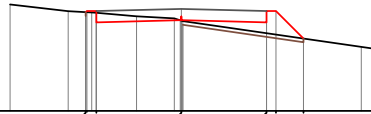


Quote		742.11	741.89	741.94	741.89	742.19	741.56
Parziali			2.25		2.25		
Sviluppata Par.			2.26		2.25		0.63
Sviluppata		0.00	2.57	0.00	2.61	4.87	5.26
Progressiva		0.11	2.25	0.35	0.00	2.25	2.50
Dislivelli		0.00	0.11	0.08	0.00	0.24	0.57

29
260.000

Scala H 1/200.00
Scala V 1/200.00

739.00

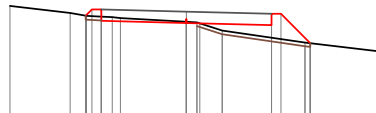


Quote		741.61	741.34	741.40	741.34	741.64	740.92
Parziali			2.25		2.25		
Sviluppata Par.			2.26		2.25		1.03
Sviluppata		0.00	2.53	0.29	2.56	4.81	5.20
Progressiva		0.00	2.25	0.00	0.00	2.25	2.50
Dislivelli		0.00	0.05	0.01	0.00	0.29	0.62

30
262.268

Scala H 1/200.00
Scala V 1/200.00

739.00

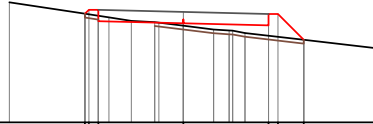


Quote		741.61	741.48	741.42	741.37	741.67	740.89
Parziali			2.25		2.25		
Sviluppata Par.			2.28		2.25		1.10
Sviluppata		0.00	2.66	0.00	2.76	5.01	5.40
Progressiva		0.19	2.25	0.48	0.00	2.25	2.50
Dislivelli		0.00	0.19	-0.03	0.00	0.33	0.67

31
270.000

Scala H 1/200.00
Scala V 1/200.00

739.00

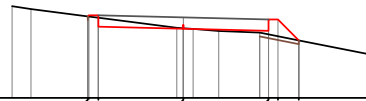


Quote		741.87	741.68	741.62	741.57	741.87	741.18
Parziali			2.25		2.25		0.68
Sviluppata Par.			2.28		2.25		0.96
Sviluppata		0.00	0.40	2.68	4.93	5.32	6.28
Progressiva		-0.00	-2.60	0.00	2.25	2.50	3.18
Dislivelli		0.16	2.25	0.06	0.27	0.60	-0.00

32
274.521

Scala H 1/200.00
Scala V 1/200.00

740.00

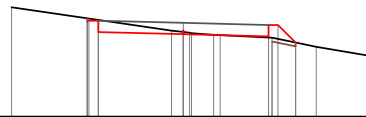


Quote		742.16	741.89	741.83	741.78	742.08	741.52
Parziali			2.25		2.25		0.55
Sviluppata Par.			2.28		2.25		0.78
Sviluppata		0.00	0.29	2.57	4.82	5.21	5.99
Progressiva		0.00	-2.53	0.00	2.25	2.50	3.05
Dislivelli		0.07	-2.25	-0.01	0.09	-0.44	0.00

33
280.000

Scala H 1/200.00
Scala V 1/200.00

740.00

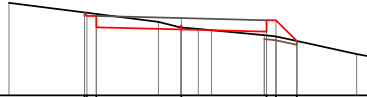


Quote		742.60	742.23	742.18	742.12	742.42	741.96
Parziali			2.25		2.25		0.46
Sviluppata Par.			2.28		2.25		0.66
Sviluppata		0.00	0.33	2.61	4.86	5.25	5.90
Progressiva		0.00	-2.54	0.00	2.25	2.50	2.96
Dislivelli		-0.02	-2.25	-0.06	0.37	-0.37	0.00

34
286.773

Scala H 1/200.00
Scala V 1/200.00

741.00

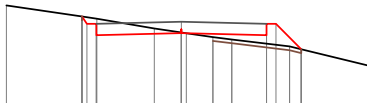


Quote		743.19	742.80	742.74	742.69	742.99	742.44
Parziali			2.25		2.25		0.55
Sviluppata Par.			2.28		2.25		0.78
Sviluppata		0.00	0.36	2.64	4.89	5.28	6.06
Progressiva		2.56	2.25	0.00	2.25	2.50	3.05
Dislivelli		0.00	-0.05	-0.05	0.10	-0.43	-0.00

35
300.000

Scala H 1/200.00
Scala V 1/200.00

742.00

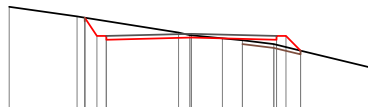


Quote		744.39	743.90	743.95	743.90	744.20	743.53
Parziali			2.25		2.25		0.67
Sviluppata Par.			2.26		2.25		0.95
Sviluppata		0.00	0.49	2.75	5.00	5.99	6.34
Progressiva		2.63	2.25	0.00	2.25	2.50	3.17
Dislivelli		0.00	-0.14	-0.02	0.22	-0.55	-0.00

36
320.000

Scala H 1/200.00
Scala V 1/200.00

743.00

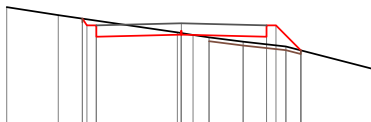


Quote		745.51	744.93	744.98	744.93	745.03	744.64
Parziali			0.32		2.25		0.39
Sviluppata Par.			0.55		2.25		0.55
Sviluppata		0.00	0.83	3.08	5.33	5.60	6.15
Progressiva		2.82	2.25	0.00	2.25	2.50	2.89
Dislivelli		0.00	-0.39	-0.06	0.13	-0.29	0.00

37
340.000

Scala H 1/200.00
Scala V 1/200.00

743.00

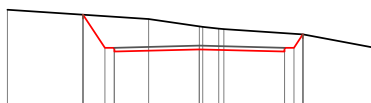


Quote		746.88	745.37	745.43	745.37	745.67	745.01
Parziali			2.25		2.25		0.66
Sviluppata Par.			2.26		2.25		0.93
Sviluppata		0.00	0.00	2.73		4.98	6.30
Progressiva		2.62	2.25	0.00	2.25	2.50	3.16
Dislivelli		-0.00	-0.13	-0.04	0.20	-0.53	0.00

38
360.000

Scala H 1/200.00
Scala V 1/200.00

744.00

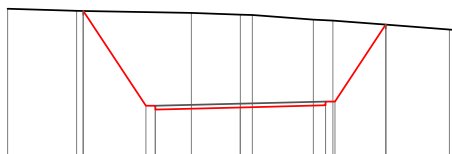


Quote		746.44	745.47	745.52	745.47	745.92
Parziali		0.58	2.25		2.25	
Sviluppata Par.		1.05	2.25		2.25	
Sviluppata		0.00	1.30	3.55	5.80	6.49
Progressiva		3.08	2.25	0.00	2.25	2.73
Dislivelli		0.00	-0.82	-0.61	-0.49	0.00

39
379.147

Scala H 1/200.00
Scala V 1/200.00

743.00

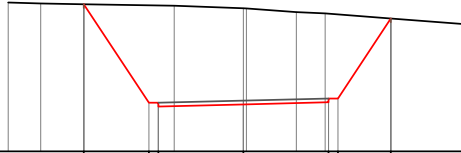


Quote		746.88	744.37	744.27	744.33	744.38	744.48	746.52
Parziali		1.65		2.25		2.25		1.34
Sviluppata Par.		3.00		2.25		2.25		2.44
Sviluppata		0.00	3.00	3.25	5.50	7.75	8.02	10.46
Progressiva		4.15	2.50	2.25	0.00	2.25	2.50	3.84
Dislivelli		-0.00	-2.48	-2.47	-2.45	-2.25	-2.14	0.00

40
380.000

Scala H 1/200.00
Scala V 1/200.00

743.00

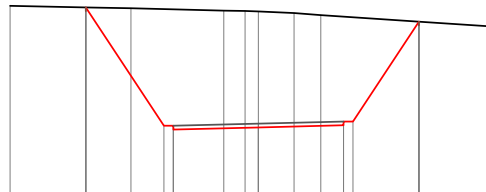


Quote		746.88	744.29	744.19	744.24	744.30	744.40	746.52
Parziali		1.72		2.25		2.25		1.40
Sviluppata Par.		3.12		2.25		2.25		2.54
Sviluppata		0.00	3.12	3.37	5.62	7.87	8.14	10.68
Progressiva		-4.22	-2.50	-2.25	0.00	2.25	2.50	-3.90
Dislivelli		0.00	-2.58	-2.57	-2.54	-2.34	-2.22	0.00

41
384.583

Scala H 1/200.00
Scala V 1/200.00

742.00

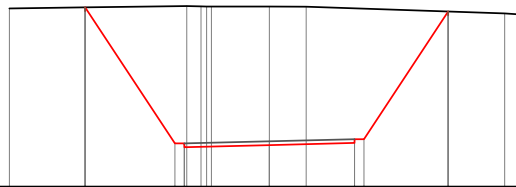


Quote		746.94	743.80	743.70	743.76	743.82	743.92	746.56
Parziali		2.07		2.25		2.25		1.74
Sviluppata Par.		3.75		2.25		2.25		3.17
Sviluppata		0.00	3.75	4.00	6.25	8.50	8.77	11.94
Progressiva		-4.57	-2.50	-2.25	0.00	2.25	2.50	-4.24
Dislivelli		0.00	-3.08	-3.08	-3.07	-2.88	-2.76	0.00

42
390.018

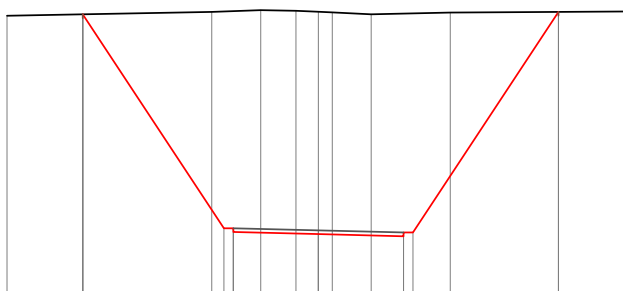
Scala H 1/200.00
Scala V 1/200.00

742.00



Quote		746.74	743.14	743.04	743.10	743.15	743.25	746.63
Parziali		2.38		2.25		2.25		2.23
Sviluppata Par.		4.31		2.25		2.25		4.05
Sviluppata		0.00	4.31	4.56	6.81	9.06	9.33	13.38
Progressiva		-4.88	-2.50	-2.25	0.00	2.25	2.50	-4.73
Dislivelli		0.00	-3.63	-3.63	-3.66	-3.56	-3.45	0.00

46
430.000

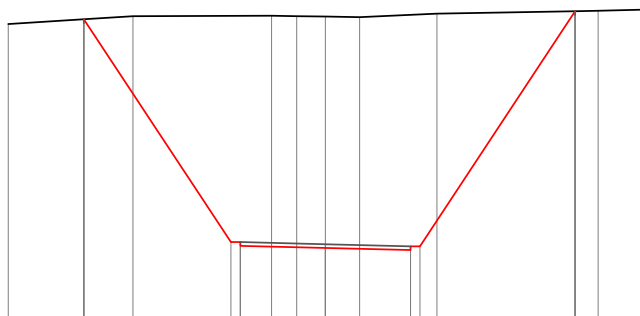


Scala H 1/200.00
Scala V 1/200.00

735.00

Quote		742.43		736.78 736.68		736.62		736.56 736.66		742.50
Parziali			3.73		2.25		2.25		3.85	
Sviluppata Par.			6.78		2.26		2.25		6.99	
Sviluppata		0.00	6.78	7.03	9.28	11.53	11.80	18.79		
Progressiva		-0.00	-6.23	-5.73 -5.74	-2.50 -2.25	0.00	9.28	-5.89 -5.80	2.25 2.50	-11.80
Dislivelli		0.00	+0.00	+6.78	+7.03	+9.28	+11.53	+11.80	+18.79	

47
440.000

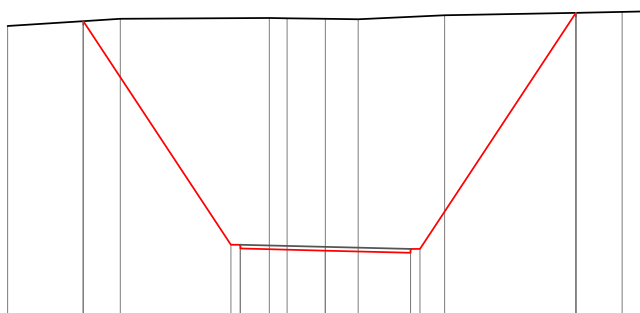


Scala H 1/200.00
Scala V 1/200.00

733.00

Quote		741.01		735.11 735.01		734.86		734.90 735.00		741.22
Parziali			3.89		2.25		2.25		4.10	
Sviluppata Par.			7.06		2.26		2.25		7.45	
Sviluppata		0.00	7.06	7.31	9.57	11.82	12.09	19.54		
Progressiva		-0.00	-6.39	-5.98 -5.98	-2.50 -2.25	0.00	9.57	-6.22 -6.13	2.25 2.50	-12.09
Dislivelli		0.00	+6.39	+7.06	+7.31	+9.57	+11.82	+12.09	+19.54	

48
440.495



Scala H 1/200.00
Scala V 1/200.00

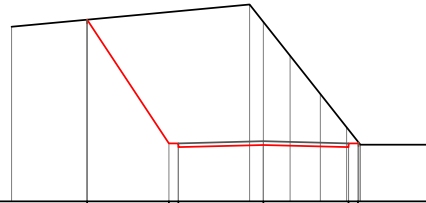
733.00

Quote		740.95		735.03 734.93		734.88		734.82 734.92		741.17
Parziali			3.90		2.25		2.25		4.12	
Sviluppata Par.			7.09		2.26		2.25		7.48	
Sviluppata		0.00	7.09	7.34	9.59	11.84	12.11	19.60		
Progressiva		-0.00	-6.40	-5.99 -5.99	-2.50 -2.25	0.00	9.59	-6.24 -6.15	2.25 2.50	-12.11
Dislivelli		0.00	+6.40	+7.09	+7.34	+9.59	+11.84	+12.11	+19.60	

52
480.000

Scala H 1/200.00
Scala V 1/200.00

729.00
▽

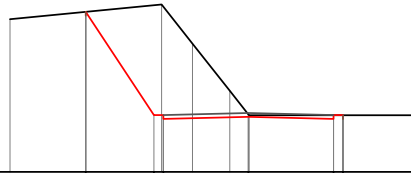


Quote	733.81	730.54	730.44	730.48	730.44	730.54
Parziali	2.16	2.25	2.25			
Sviluppata Par.	3.92	2.25	2.25			
Sviluppata	0.00	3.92	4.17	6.42	8.67	8.94
Progressiva	-4.66	-2.50	-2.25	0.00	2.25	2.50
Dislivelli	0.00	-3.47	-3.50	-3.26	-0.46	-0.05

53
484.011

Scala H 1/200.00
Scala V 1/200.00

729.00
▽



Quote	733.23	730.50	730.40	730.46	730.40	730.50
Parziali	1.80	2.25	2.25			
Sviluppata Par.	3.27	2.25	2.25			
Sviluppata	0.00	3.27	3.52	5.77	8.02	8.29
Progressiva	-4.30	-2.50	-2.25	0.00	2.25	2.50
Dislivelli	0.00	-2.91	-2.87	-0.06	-0.10	0.00

SEZIONI TRASVERSALI
Profilo longitudinale tratto 11-12
Viabilità di impianto postazione eolica 508

DISEGNI DI RIFERIMENTO

TAVOLA	DESCRIZIONE
AM-IAC10008	Viabilità e piazzole - Planimetria di progetto
AM-IAC10010	Profili longitudinali viabilità di impianto

3
10.000

Scala H 1/200.00
Scala V 1/200.00

669.00

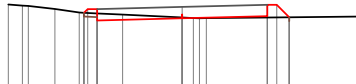


Quote	670.87 670.77	670.83	670.89 670.99
Parziali		2.25	2.25
Sviluppata Par.		2.25	2.25
Sviluppata	0.00 -2.25	2.50	4.75 5.02
Progressiva	-2.50 -2.25	0.00	2.25 2.50
Dislivelli			

4
20.000

Scala H 1/200.00
Scala V 1/200.00

669.00

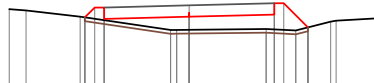


Quote	670.92 670.72	670.78	670.83 670.80
Parziali		2.25	2.25
Sviluppata Par.		2.26	2.25
Sviluppata	0.00 -2.60	2.65	4.90 5.76
Progressiva	0.11 -2.25	0.00	2.25 2.83
Dislivelli	-0.02 -0.11		0.04 0.00

5
25.624

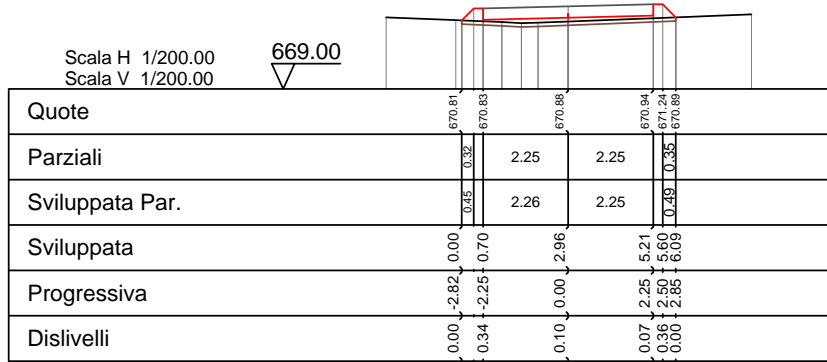
Scala H 1/200.00
Scala V 1/200.00

669.00

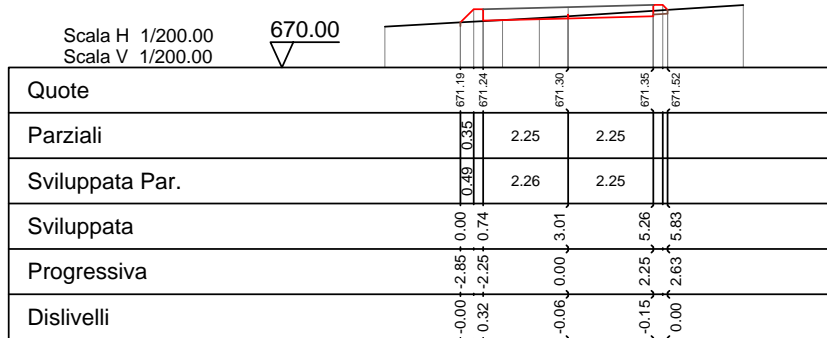


Quote	670.79 670.75	670.81	670.86 671.16 670.52
Parziali		2.25	2.25
Sviluppata Par.		2.26	2.25
Sviluppata	0.00 -2.76	2.88	5.13 5.52
Progressiva	0.34 -2.25	0.00	2.25 2.50
Dislivelli	-0.37 -0.34		0.64 0.90

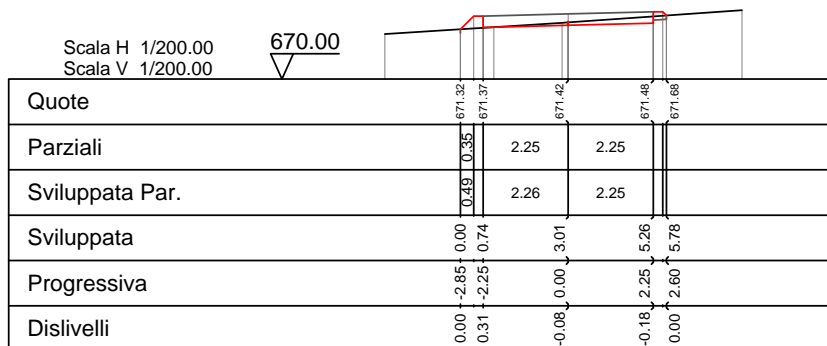
6
30.000



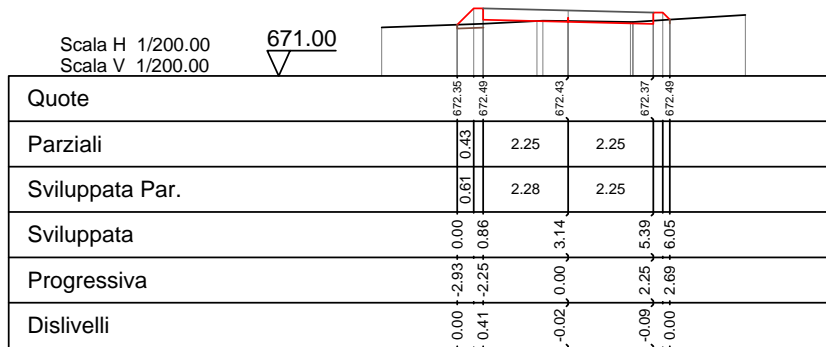
7
40.000



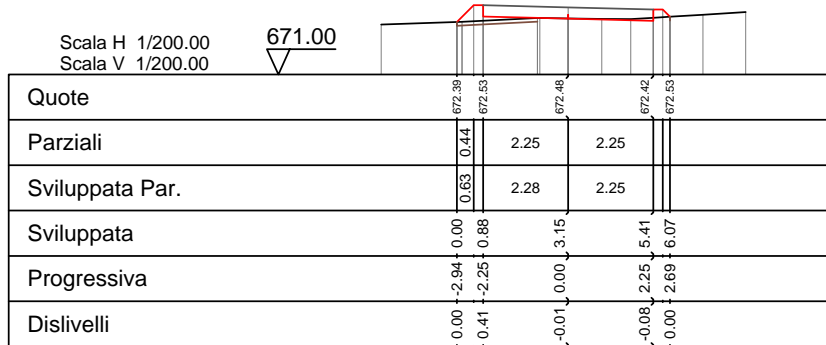
8
42.023



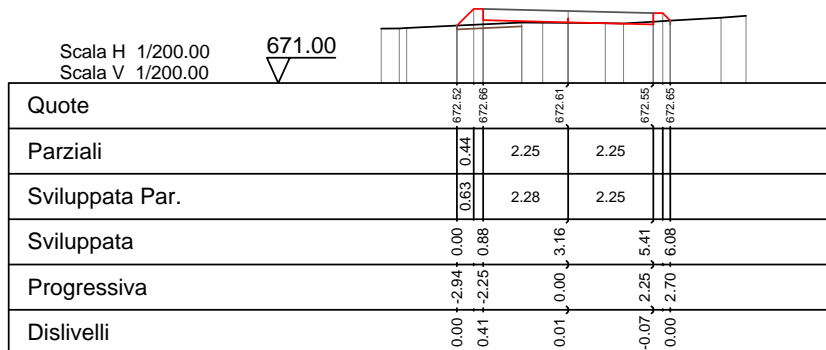
9
59.073



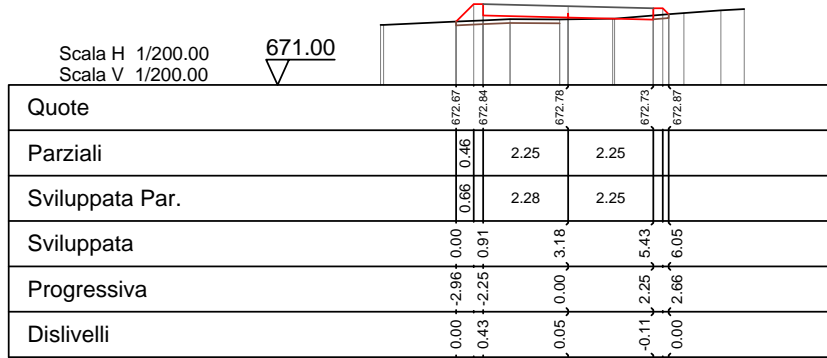
10
60.000



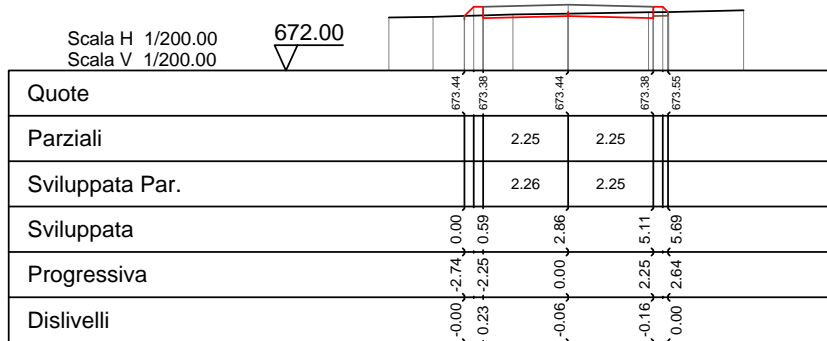
11
62.705



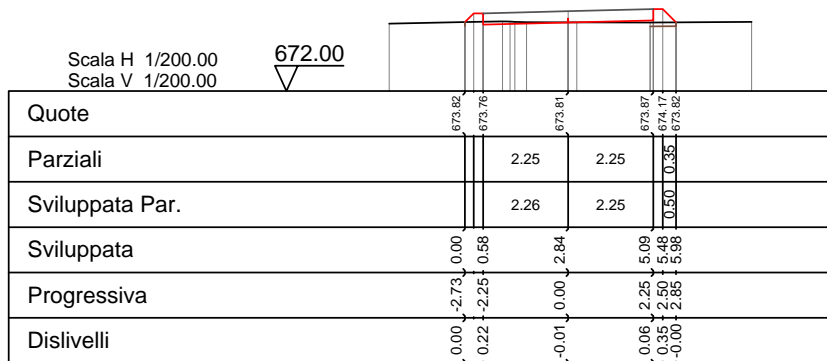
12
66.338



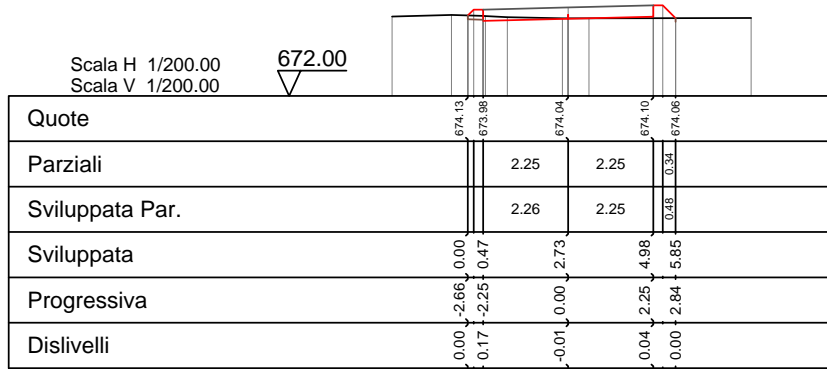
13
80.000



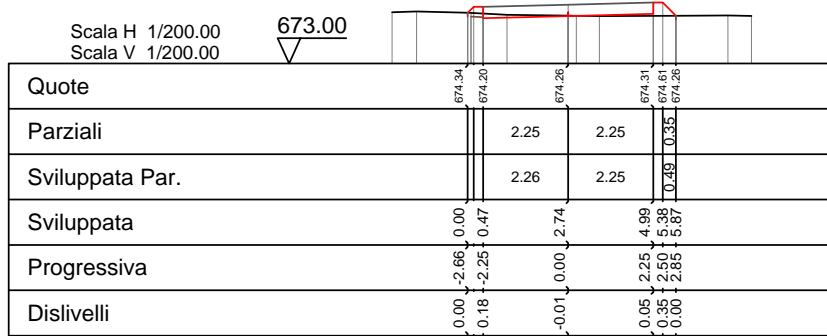
14
86.784



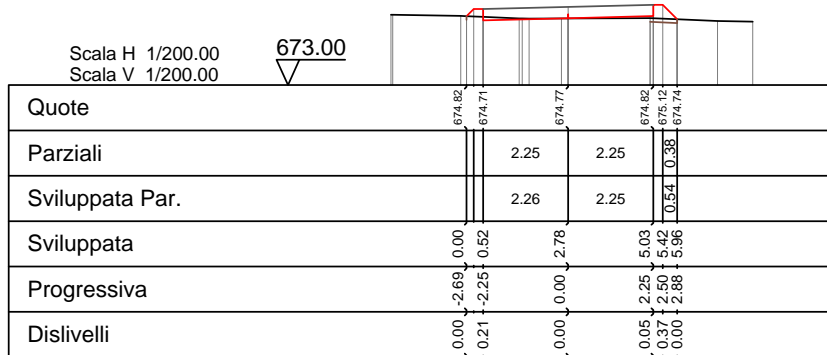
15
90.000



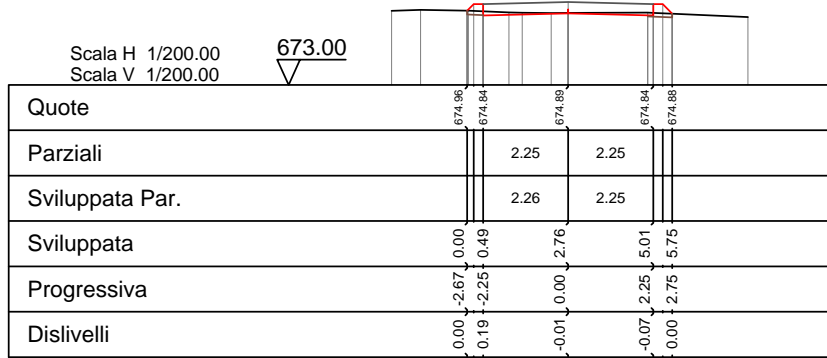
16
92.675



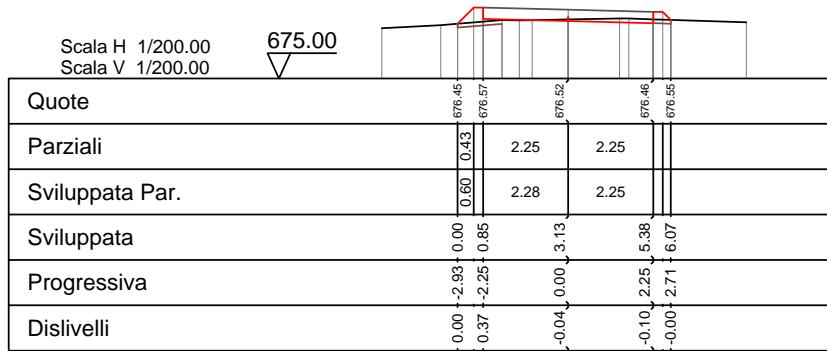
17
98.567



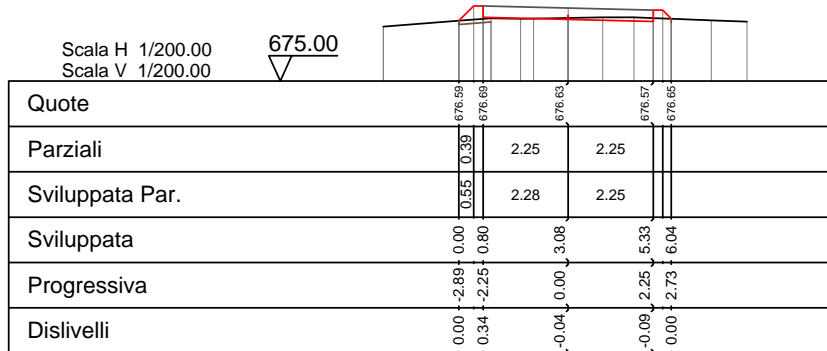
18
100.000



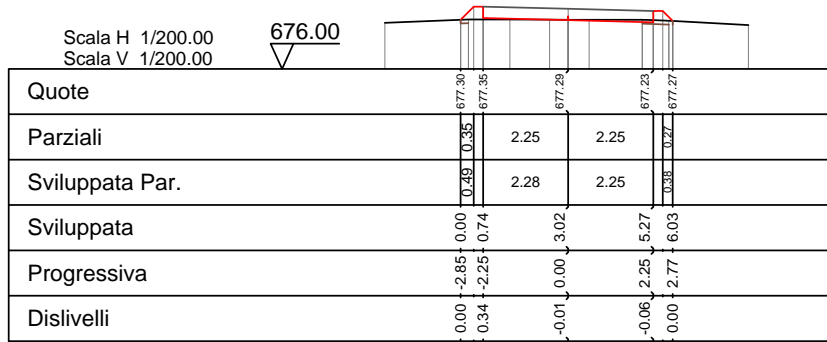
19
118.714



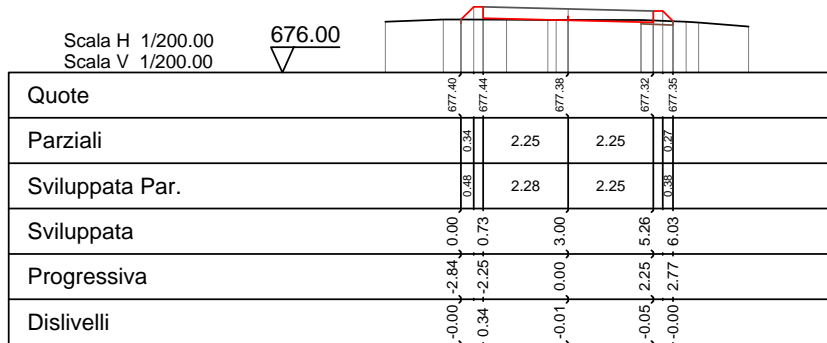
20
120.000



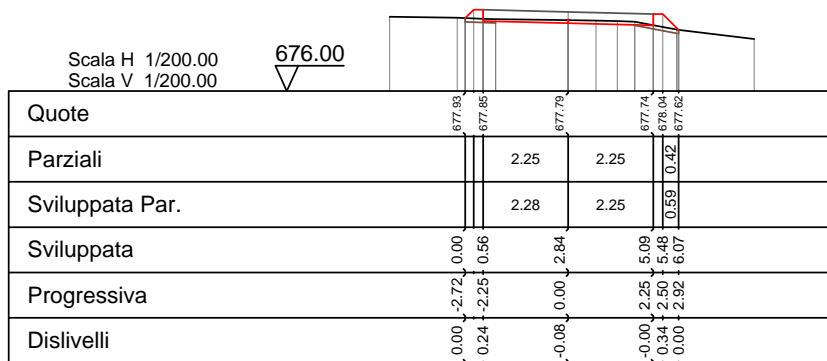
21
128.510



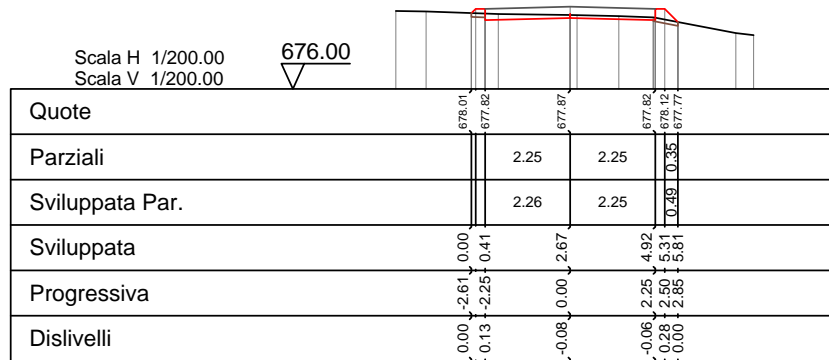
22
130.000



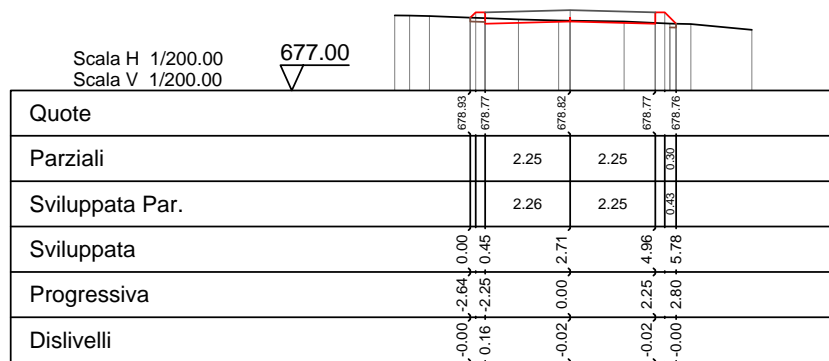
23
138.306



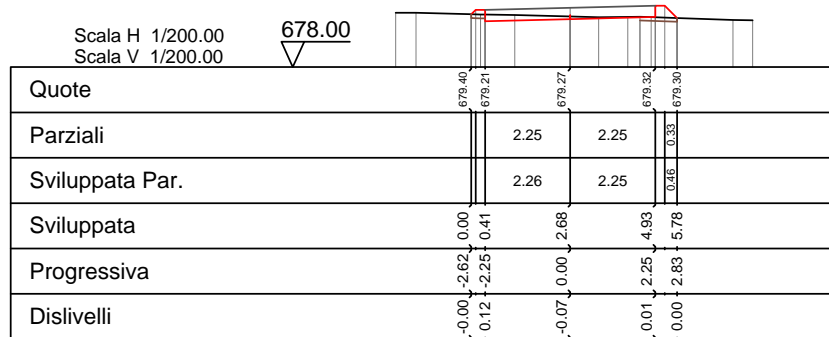
24
140.000



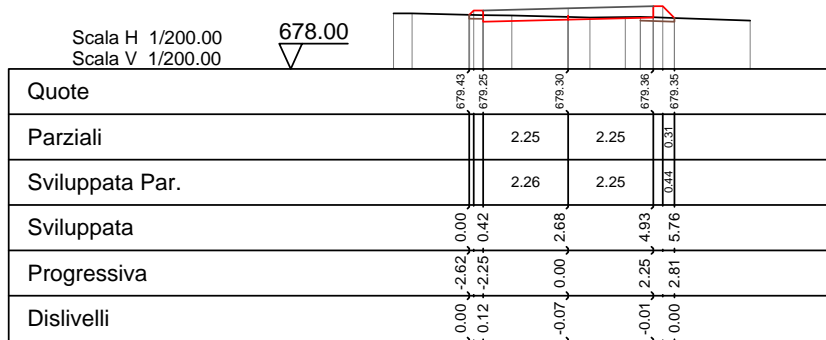
25
160.000



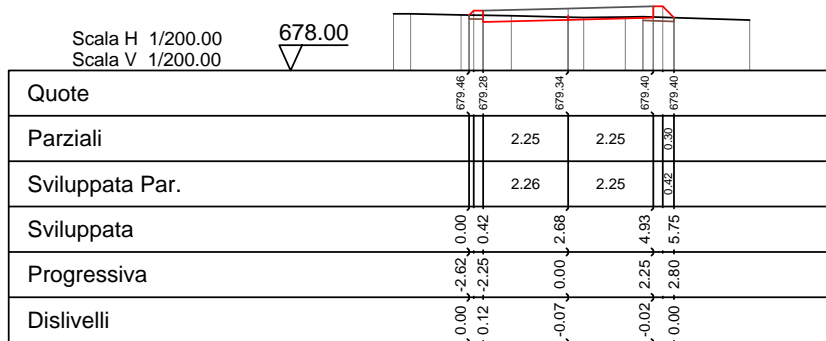
26
169.240



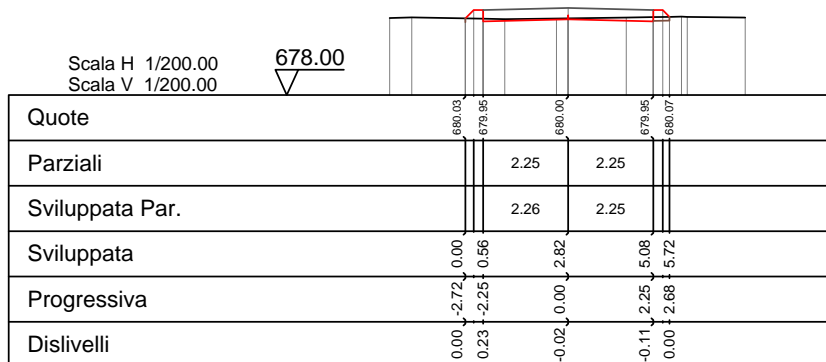
27
169.891



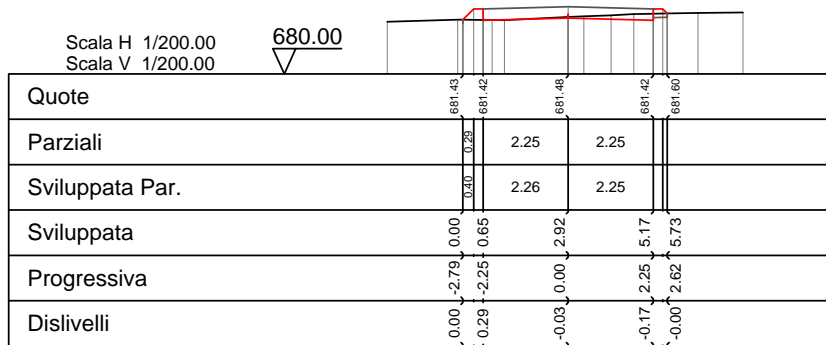
28
170.542



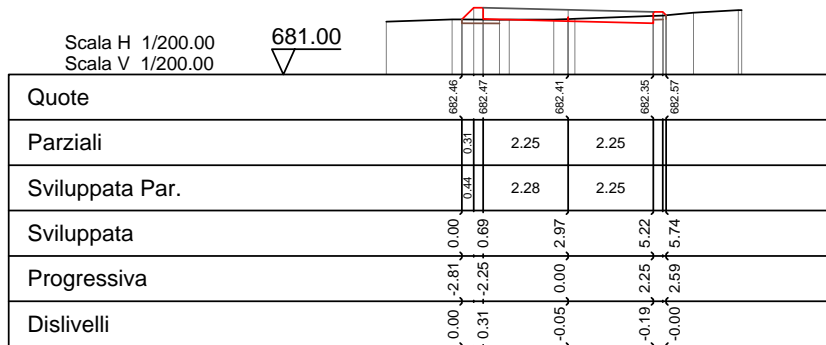
29
180.000



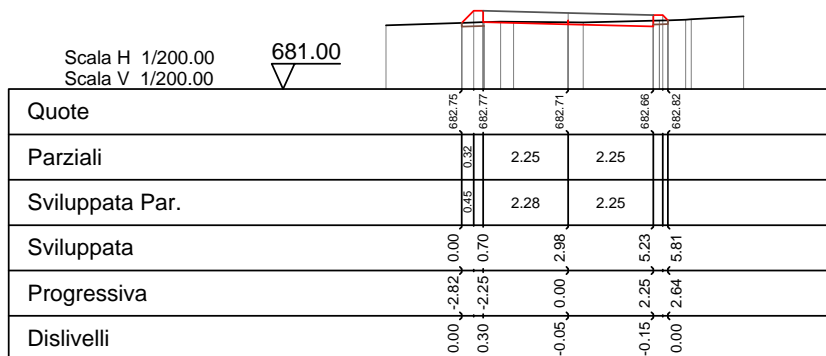
30
200.000



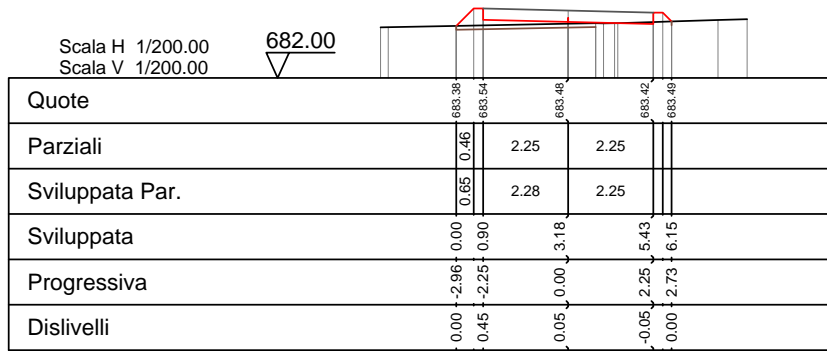
31
215.457



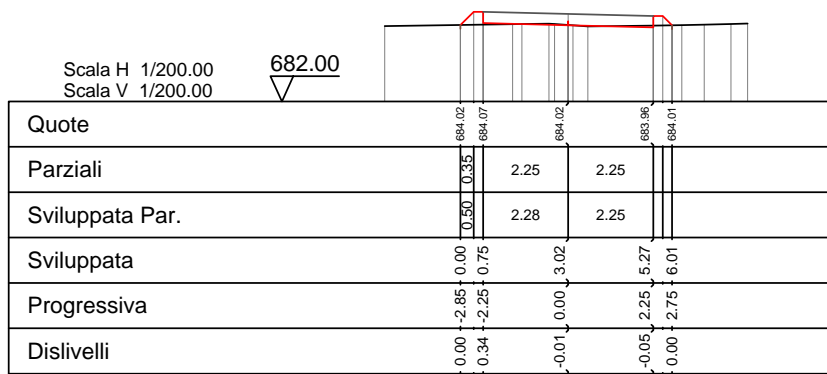
32
220.000



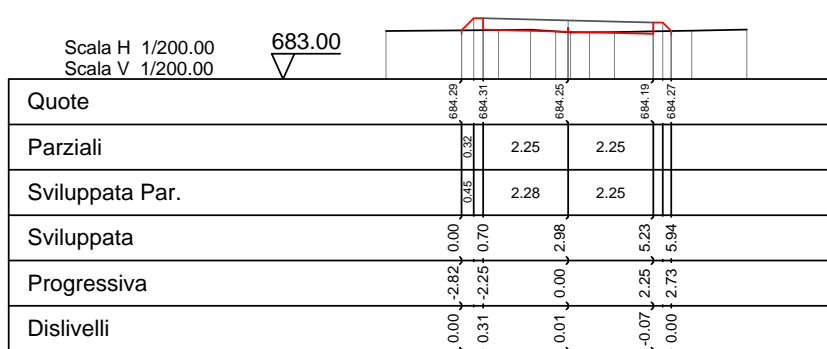
33
230.000



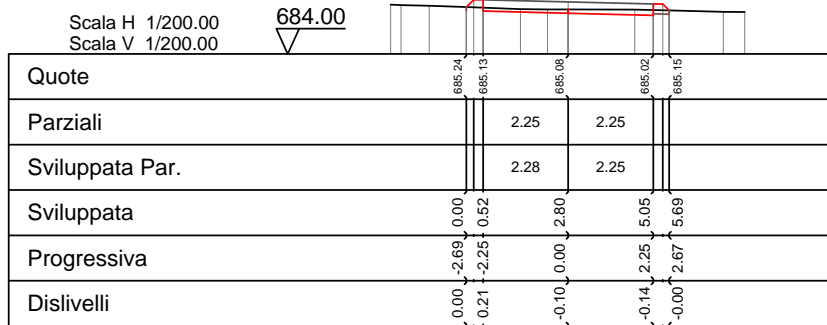
34
236.956



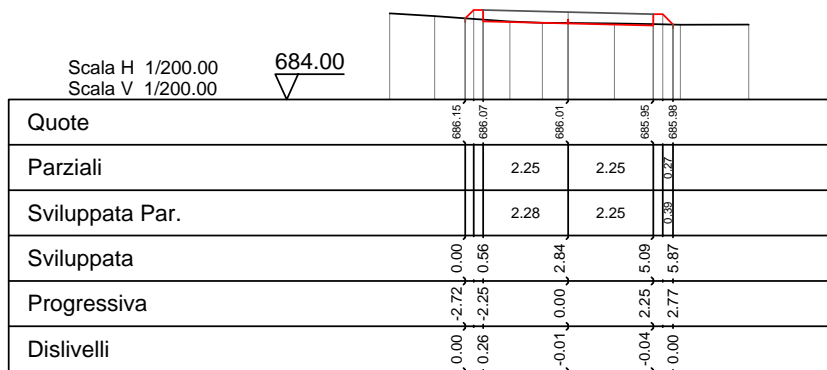
35
240.000



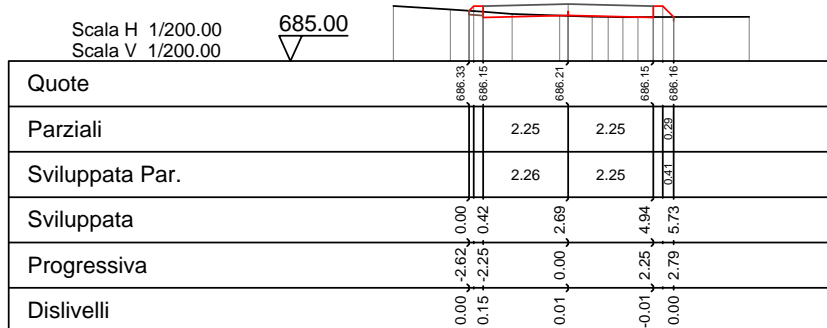
36
250.000



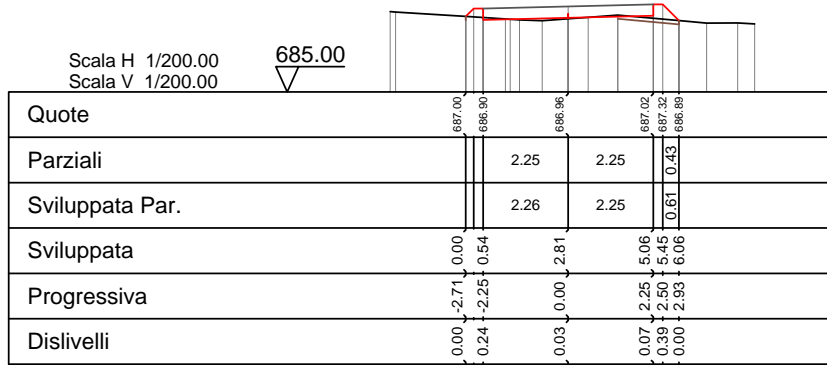
37
258.455



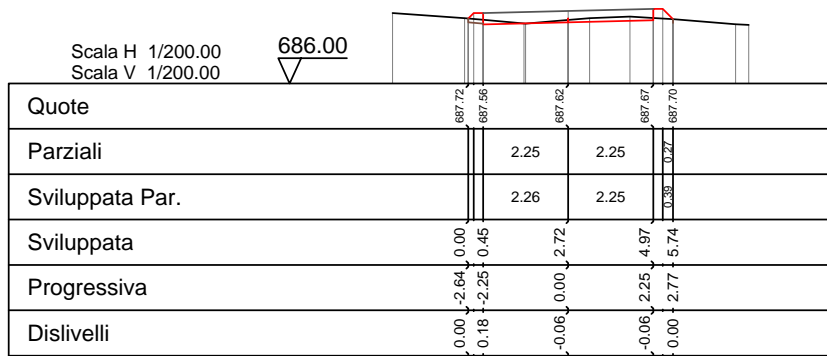
38
260.000



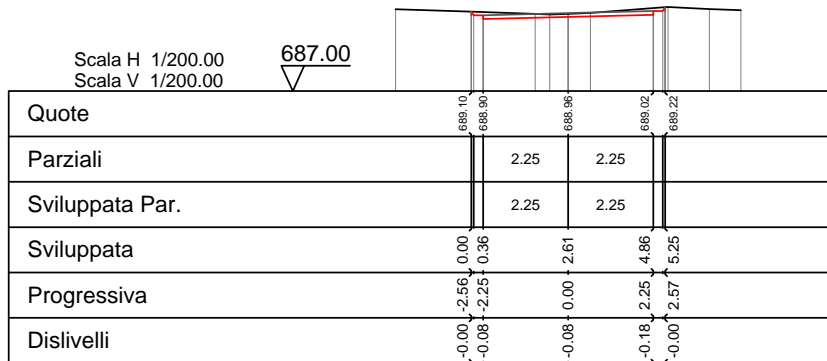
39
265.418



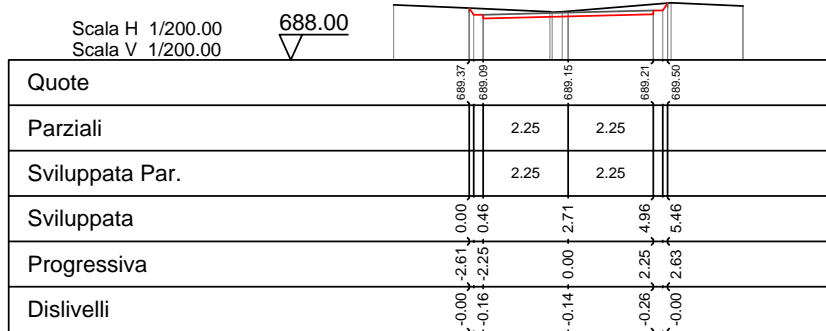
40
270.000



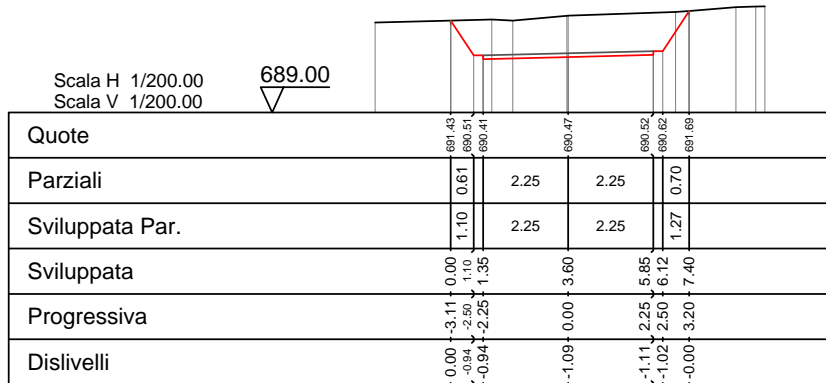
41
278.669



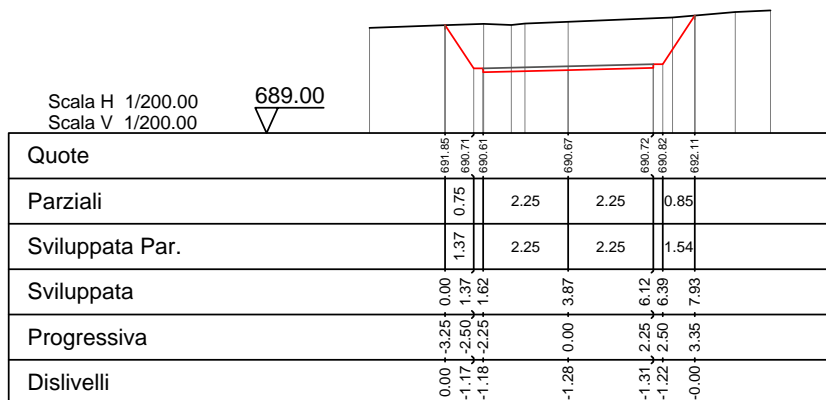
42
280.000



43
290.000



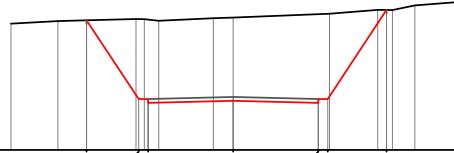
44
291.919



45
300.000

Scala H 1/200.00
Scala V 1/200.00

690.00

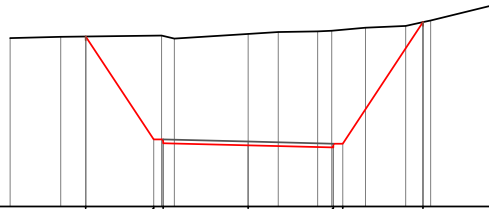


Quote	683.43	691.34	691.24	691.30	691.24	691.34	683.70
Parziali		1.38	2.25	2.25	2.25	1.56	
Sviluppata Par.		2.50	2.25	2.25	2.25	2.83	
Sviluppata	0.00	-0.00	2.50	2.75	5.00	7.25	10.35
Progressiva	0.00	-3.88	-2.50	-2.25	0.00	2.25	4.06
Dislivelli	0.00	-2.12	-2.10	-2.20	0.00	-2.34	0.00

46
308.786

Scala H 1/200.00
Scala V 1/200.00

690.00

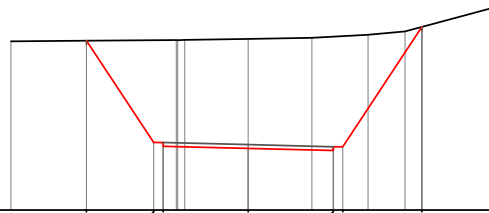


Quote	694.50	691.77	691.67	691.62	691.56	691.66	694.88
Parziali		1.80	2.25	2.25	2.25	2.12	
Sviluppata Par.		3.26	2.26	2.25	2.25	3.85	
Sviluppata	0.00	-4.30	-2.50	0.00	5.77	8.02	12.14
Progressiva	0.00	-2.74	-2.74	-2.95	0.00	2.25	4.62
Dislivelli	0.00	-2.74	-2.74	-2.95	0.00	-3.09	0.00

47
310.000

Scala H 1/200.00
Scala V 1/200.00

690.00

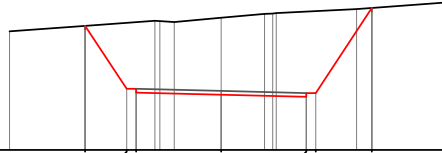


Quote	694.48	691.79	691.69	691.63	691.57	691.67	694.84
Parziali		1.78	2.25	2.25	2.25	2.09	
Sviluppata Par.		3.22	2.26	2.25	2.25	3.80	
Sviluppata	0.00	-4.28	-2.50	0.00	5.73	7.98	12.05
Progressiva	0.00	-2.71	-2.71	-2.90	0.00	2.25	4.59
Dislivelli	0.00	-2.71	-2.71	-2.90	0.00	-3.01	0.00

48
320.000

Scala H 1/200.00
Scala V 1/200.00

690.00

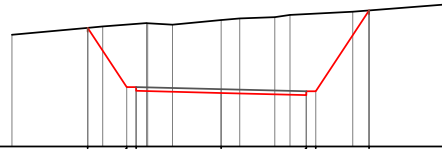


Quote	693.28	691.62	691.62	691.46	691.40	691.50	693.75
Parziali	1.10	2.25	2.25	1.48			
Sviluppata Par.	2.00	2.26	2.25	2.70			
Sviluppata	0.00	2.00	2.25	4.50	6.75	7.02	9.72
Progressiva	-3.60	-2.50	-2.25	0.00	2.25	2.50	3.98
Dislivelli	0.00	-1.75	-1.76	-2.03	-2.25	-2.17	0.00

49
321.001

Scala H 1/200.00
Scala V 1/200.00

690.00

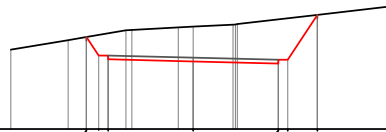


Quote	693.14	691.57	691.47	691.42	691.36	691.46	693.60
Parziali	1.03	2.25	2.25	1.41			
Sviluppata Par.	1.88	2.26	2.25	2.56			
Sviluppata	0.00	1.88	2.13	4.38	6.63	6.90	9.47
Progressiva	-3.53	-2.50	-2.25	0.00	2.25	2.50	3.91
Dislivelli	0.00	-1.65	-1.67	-1.93	-2.14	-2.06	0.00

50
330.000

Scala H 1/200.00
Scala V 1/200.00

689.00

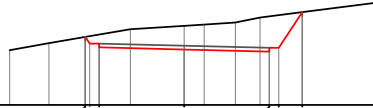


Quote	691.43	690.84	690.79	690.73	690.63	692.02
Parziali	0.32	2.25	2.25	0.78		
Sviluppata Par.	0.59	2.26	2.25	1.42		
Sviluppata	0.00	0.84	3.09	5.34	5.61	7.03
Progressiva	-2.82	-2.25	0.00	2.25	2.50	3.28
Dislivelli	0.00	-0.59	-0.92	-1.17	-1.10	0.00

51
333.217

Scala H 1/200.00
Scala V 1/200.00

689.00

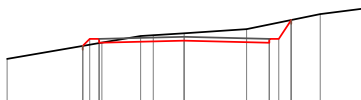


Quote	689.80	689.52	689.47	689.41	689.51	689.46
Parziali		2.25	2.25		0.62	
Sviluppata Par.		2.26	2.25		1.13	
Sviluppata	0.00	0.46	2.72	4.97	5.24	6.37
Progressiva	-2.62	-2.25	0.00	2.25	2.50	3.12
Dislivelli	0.00	-0.24	-0.63	-0.93	-0.87	-0.00

52
340.000

Scala H 1/200.00
Scala V 1/200.00

688.00

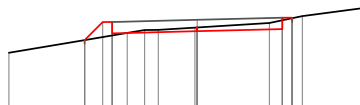


Quote	689.47	689.55	689.61	689.55	689.15
Parziali		2.25	2.25		0.33
Sviluppata Par.		2.25	2.25		0.60
Sviluppata	0.00	0.51	2.76	5.01	5.88
Progressiva	-2.68	-2.25	0.00	2.25	2.83
Dislivelli	0.00	0.11	-0.19	-0.48	-0.00

53
349.093

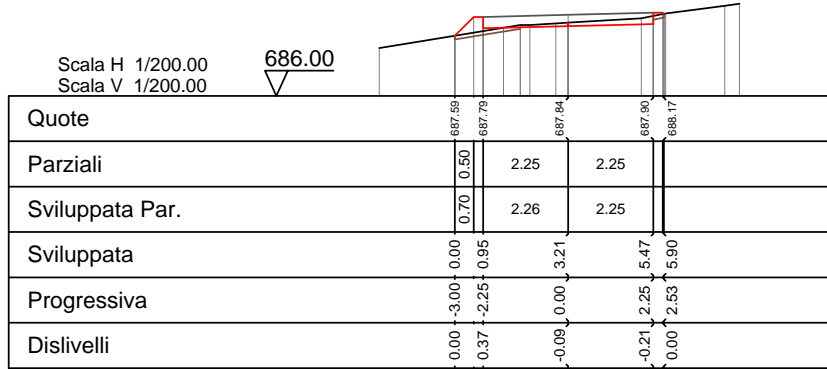
Scala H 1/200.00
Scala V 1/200.00

686.00

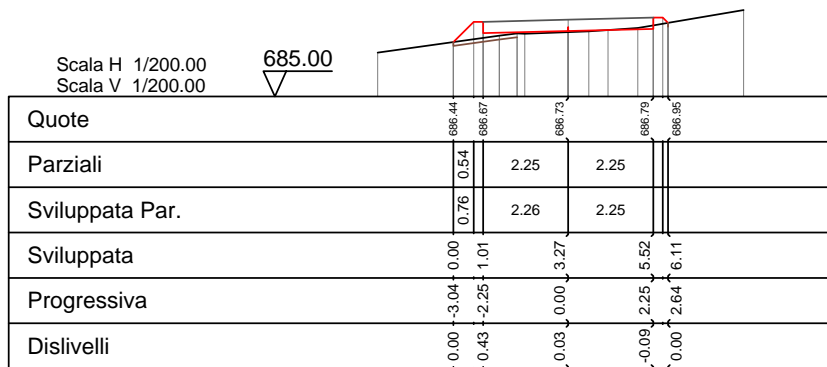


Quote	687.77	687.96	688.01	688.06	688.35
Parziali	0.48	2.25	2.25		
Sviluppata Par.	0.68	2.26	2.25		
Sviluppata	0.00	0.93	3.19	5.44	5.83
Progressiva	-2.98	-2.25	0.00	2.25	2.50
Dislivelli	0.00	0.36	-0.10	-0.23	-0.01

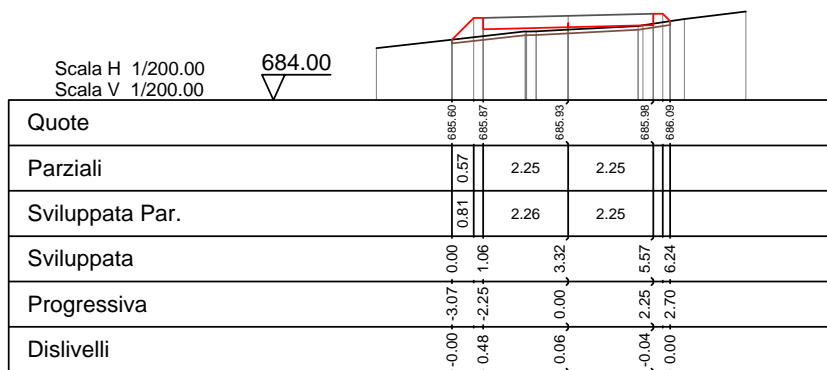
54
350.000



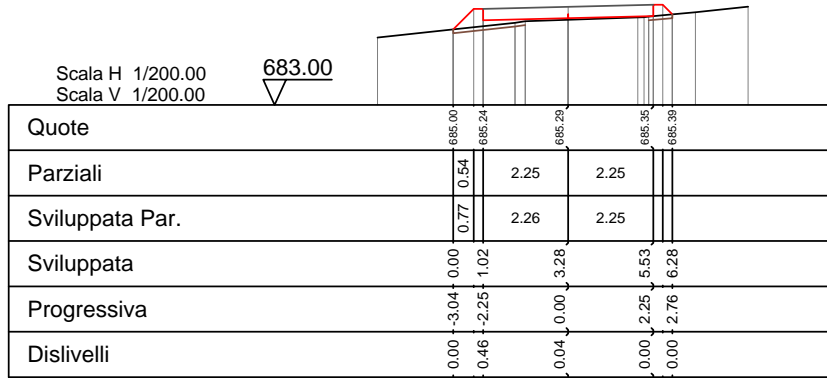
55
356.023



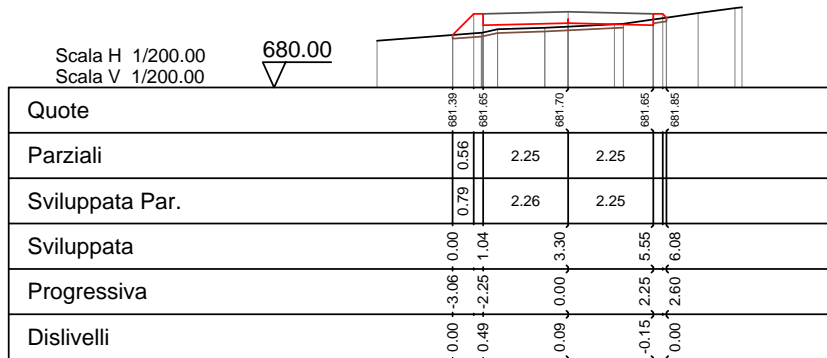
56
360.000



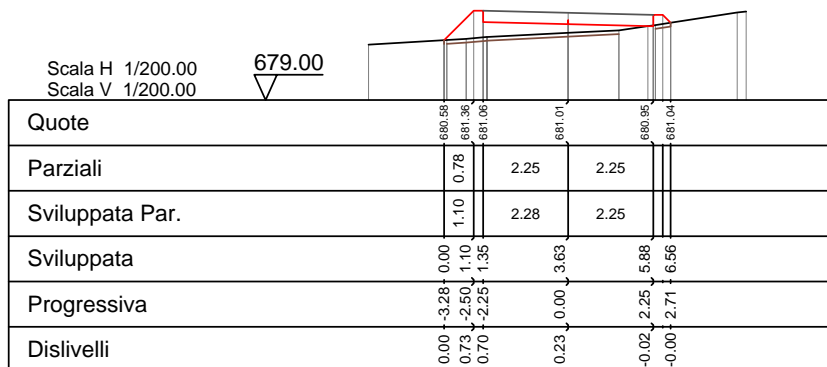
57
362.954



58
380.000



59
383.837



60
385.711

Scala H 1/200.00
Scala V 1/200.00

679.00

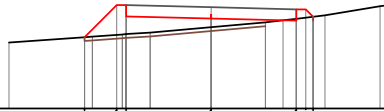


Quote	680.23	681.04	680.74	680.69	680.63	680.72
Parziali	0.81	2.25	2.25			
Sviluppata Par.	1.15	2.28	2.25			
Sviluppata	0.00	1.15	1.40	3.67	5.93	6.61
Progressiva	-3.31	-2.50	-2.25	0.00	2.25	2.71
Dislivelli	0.00	0.76	0.73	0.25	-0.02	0.00

61
387.586

Scala H 1/200.00
Scala V 1/200.00

678.00

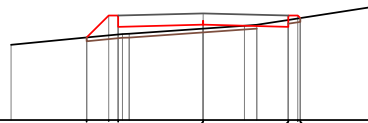


Quote	679.89	680.73	680.43	680.38	680.32	680.42
Parziali	0.85	2.25	2.25			
Sviluppata Par.	1.20	2.28	2.25			
Sviluppata	0.00	1.20	1.45	3.73	5.98	6.65
Progressiva	-3.35	-2.50	-2.25	0.00	2.25	2.70
Dislivelli	0.00	0.79	0.77	0.23	-0.05	0.00

62
400.000

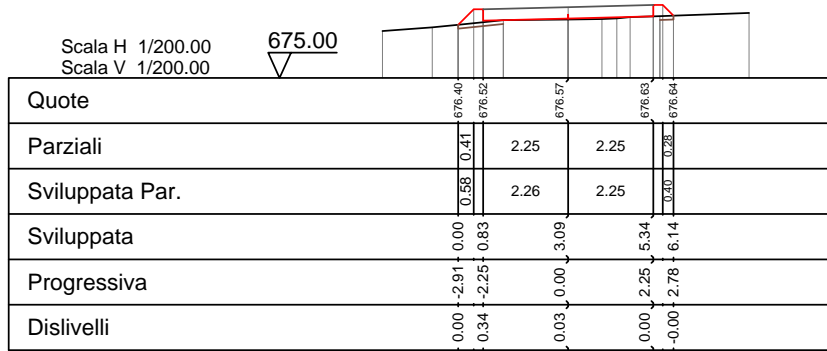
Scala H 1/200.00
Scala V 1/200.00

676.00

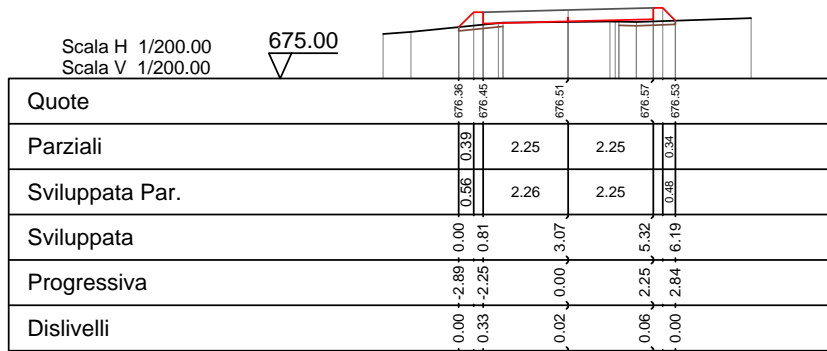


Quote	676.18	676.47	676.52	676.47	676.70
Parziali	0.59	2.25	2.25		
Sviluppata Par.	0.82	2.26	2.25		
Sviluppata	0.00	1.07	3.34	5.59	6.08
Progressiva	-3.08	-2.25	0.00	2.25	2.57
Dislivelli	-0.00	0.50	0.10	-0.18	0.00

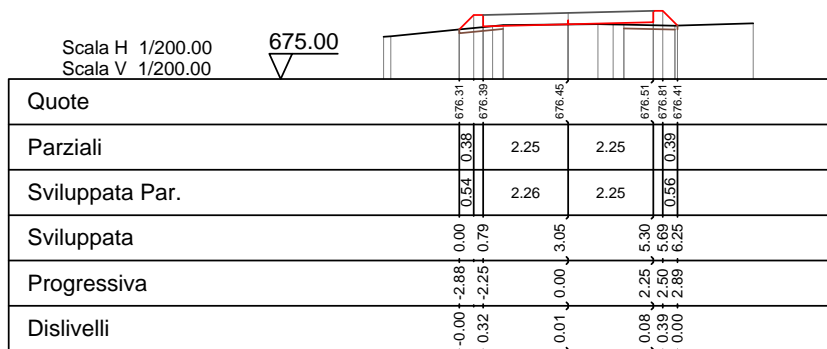
63
420.117



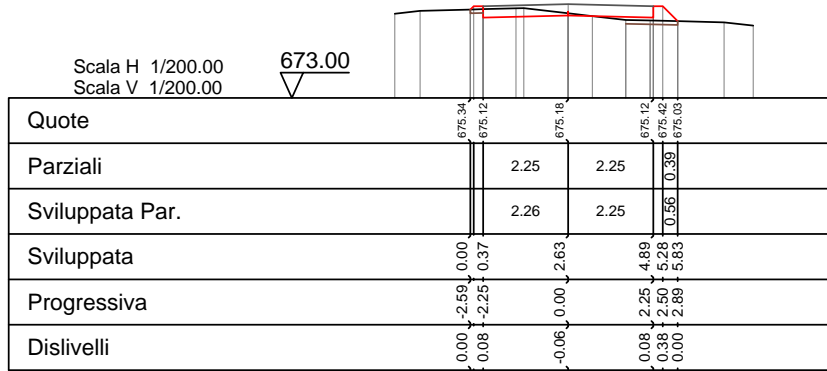
64
420.992



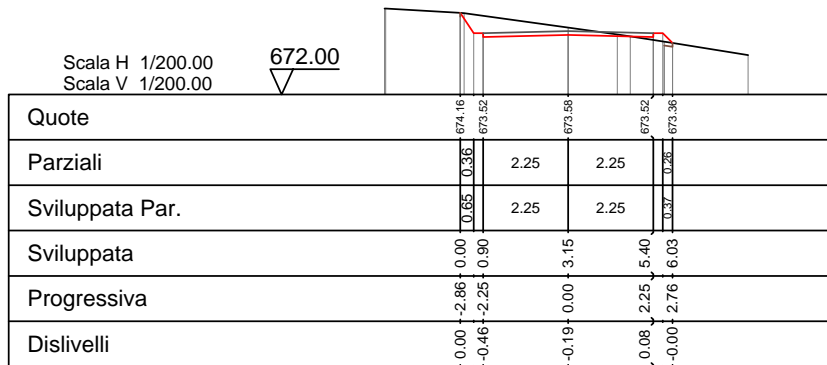
65
421.867



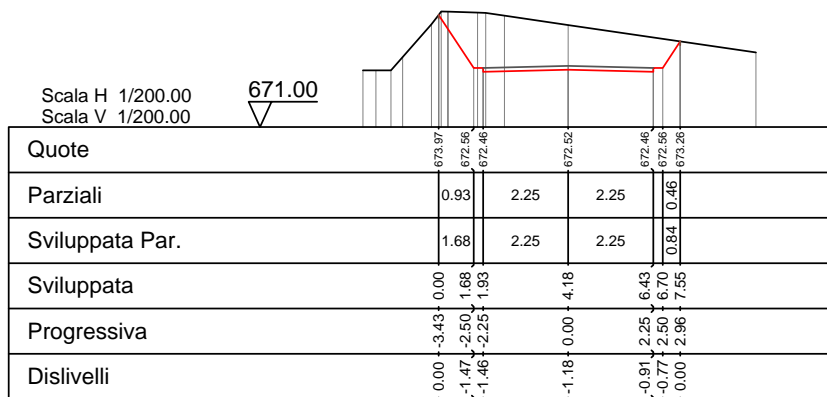
66
440.000



67
460.000



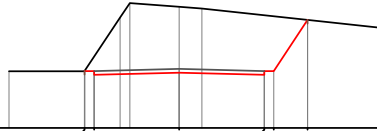
68
480.000



69
500.000

Scala H 1/200.00
Scala V 1/200.00

671.00

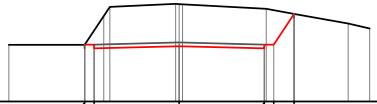


Quote	672.50	672.40	672.46	672.40	672.50	673.96
Parziali		2.25	2.25	0.89		
Sviluppata Par.		2.25	2.25	1.62		
Sviluppata	0.00	0.25	2.50	4.75	5.02	6.64
Progressiva	-2.50	-2.25	0.00	2.25	2.50	3.39
Dislivelli	0.00	-0.38	-1.74	-1.58	-1.46	0.00

70
520.000

Scala H 1/200.00
Scala V 1/200.00

671.00

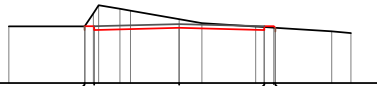


Quote	672.50	672.40	672.46	672.40	672.50	673.32
Parziali		2.25	2.25	0.54		
Sviluppata Par.		2.25	2.25	0.97		
Sviluppata	0.00	0.25	2.50	4.75	5.02	6.00
Progressiva	-2.50	-2.25	0.00	2.25	2.50	3.04
Dislivelli	0.00	-0.37	-1.12	-1.05	-0.91	0.00

71
526.507

Scala H 1/200.00
Scala V 1/200.00

671.00



Quote	672.50	672.40	672.46	672.40	672.46
Parziali		2.25	2.25		
Sviluppata Par.		2.25	2.25		
Sviluppata	0.00	0.25	2.50	4.75	5.08
Progressiva	-2.50	-2.25	0.00	2.25	2.54
Dislivelli	0.00	-0.37	-0.23	-0.08	0.00

SEZIONI TRASVERSALI
Profilo longitudinale tratto 13-14
Viabilità di impianto postazione eolica 523

DISEGNI DI RIFERIMENTO

TAVOLA	DESCRIZIONE
AM-IAC10008	Viabilità e piazzole - Planimetria di progetto
AM-IAC10010	Profili longitudinali viabilità di impianto

1
0.000

Scala H 1/200.00
Scala V 1/200.00

616.00

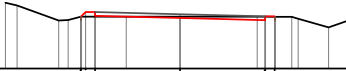


Quote	617.42	617.32	617.38	617.32	617.42
Parziali		2.25		2.25	
Sviluppata Par.		2.25		2.25	
Sviluppata	0.00	0.00	2.50	4.75	5.02
Progressiva	-2.50	-2.25	0.00	2.25	2.50
Dislivelli	0.00	-0.00	-0.04	-0.09	-0.01

2
1.145

Scala H 1/200.00
Scala V 1/200.00

616.00



Quote	617.37	617.39	617.34	617.28	617.37
Parziali		2.25		2.25	
Sviluppata Par.		2.26		2.25	
Sviluppata	0.00	0.00	2.68	4.93	5.20
Progressiva	-2.62	-2.25	0.00	2.25	2.50
Dislivelli	0.00	0.12	-0.03	-0.09	0.01

3
8.305

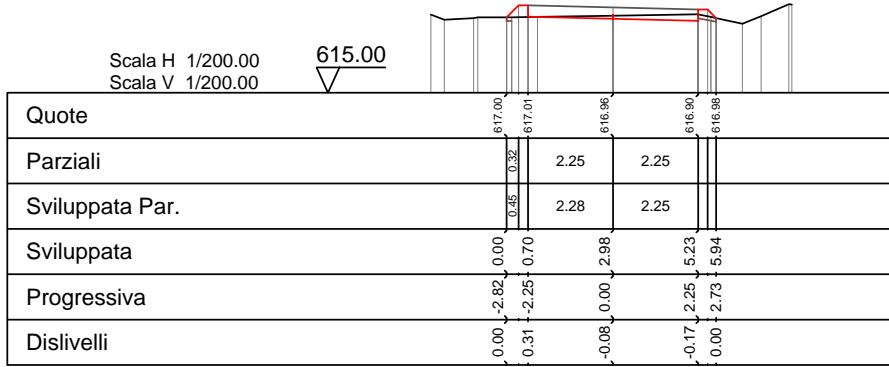
Scala H 1/200.00
Scala V 1/200.00

615.00

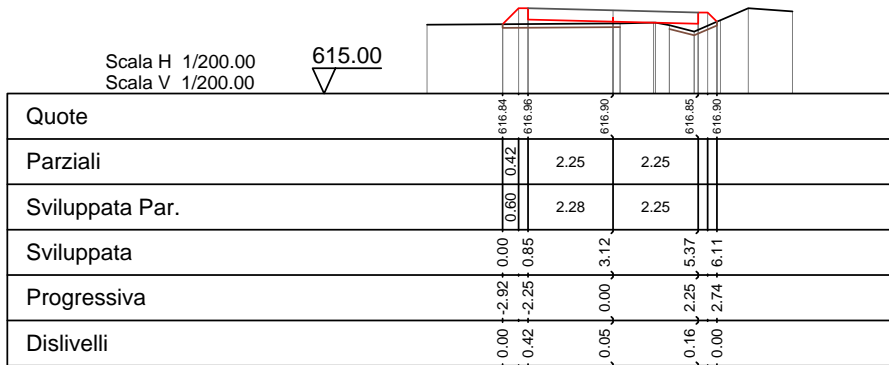


Quote	617.06	617.05	617.00	616.94	617.06
Parziali		0.29		2.25	
Sviluppata Par.		0.31		2.28	
Sviluppata	0.00	0.00	2.94	5.19	5.80
Progressiva	-2.79	-2.25	0.00	2.25	2.65
Dislivelli	0.00	0.29	-0.10	-0.19	-0.00

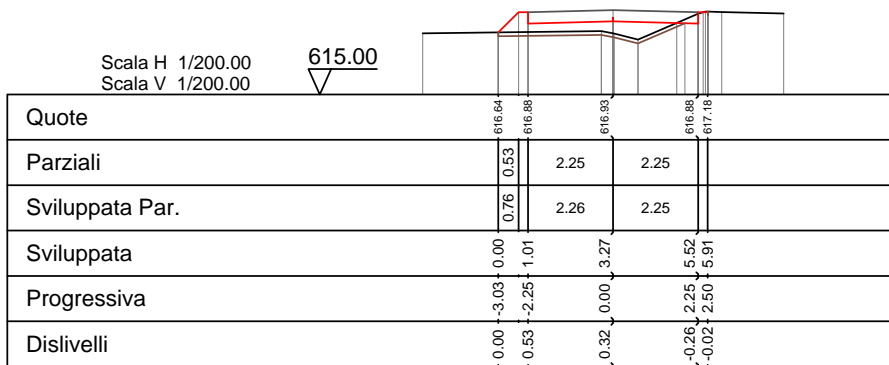
4
10.000



5
15.465



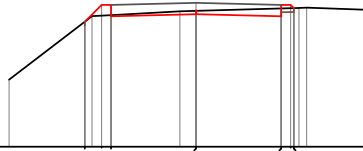
6
20.000



7
40.000

Scala H 1/200.00
Scala V 1/200.00

614.00



Quote	617.31	617.45	617.51	617.45	617.67
Parziali	0.44	2.25	2.25		
Sviluppata Par.	0.63	2.26	2.25		
Sviluppata	0.00	0.88	3.14	5.39	5.90
Progressiva	-2.94	-2.25	0.00	2.25	2.58
Dislivelli	-0.00	-0.27	-0.09	-0.21	0.00

8
52.983

Scala H 1/200.00
Scala V 1/200.00

616.00

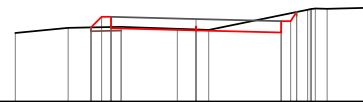


Quote	617.71	617.81	617.75	617.70	617.97
Parziali	0.40	2.25	2.25		
Sviluppata Par.	0.56	2.28	2.25		
Sviluppata	0.00	0.81	3.09	5.34	5.77
Progressiva	-2.90	-2.25	0.00	2.25	2.53
Dislivelli	0.00	0.35	-0.10	-0.24	0.00

9
60.000

Scala H 1/200.00
Scala V 1/200.00

616.00

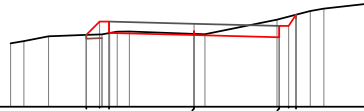


Quote	617.96	617.94	617.88	617.82	618.36
Parziali	0.28	2.25	2.25		
Sviluppata Par.	0.39	2.28	2.25		
Sviluppata	0.00	0.64	2.92	5.17	5.85
Progressiva	-2.76	-2.25	0.00	2.25	2.66
Dislivelli	0.00	0.27	-0.02	-0.46	0.00

10
61.433

Scala H 1/200.00
Scala V 1/200.00

616.00

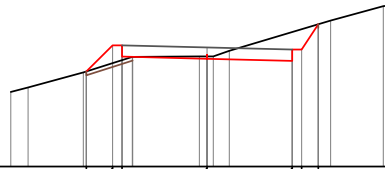


Quote		617.90	617.95	617.90	617.84	616.43
Parziali		0.35	2.25	2.25		
Sviluppata Par.		0.50	2.28	2.25		
Sviluppata		0.00	0.75	3.03	5.28	6.02
Progressiva		-2.85	-2.25	0.00	2.25	2.69
Dislivelli		-0.00	-0.30	-0.03	-0.48	-0.00

11
69.883

Scala H 1/200.00
Scala V 1/200.00

615.00

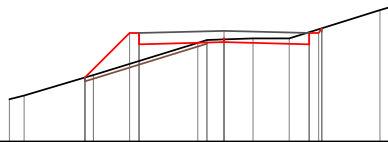


Quote		617.52	618.21	617.95	617.80	616.10
Parziali		0.69	2.25	2.25		
Sviluppata Par.		0.98	2.28	2.25		
Sviluppata		0.00	0.98	3.51	5.76	6.15
Progressiva		-3.19	-2.50	0.00	2.25	2.50
Dislivelli		-0.00	0.47	-0.06	-0.76	-0.54

12
80.000

Scala H 1/200.00
Scala V 1/200.00

615.00

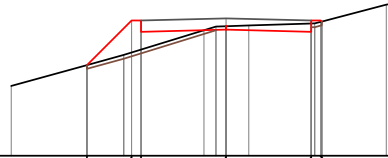


Quote		616.69	617.87	617.63	617.57	617.99
Parziali		1.18	2.25	2.25		
Sviluppata Par.		1.67	2.26	2.25		
Sviluppata		0.00	1.67	4.18	6.43	6.97
Progressiva		-3.68	-2.50	0.00	2.25	2.58
Dislivelli		-0.00	0.82	-0.07	-0.32	0.00

13
100.000

Scala H 1/200.00
Scala V 1/200.00

614.00

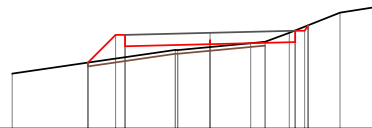


Quote		616.40	617.58	617.28	617.34	617.28	617.55
Parziali		1.18	2.25	2.25			
Sviluppata Par.		1.67	2.26	2.25			
Sviluppata		0.00	1.67	1.92	4.18	6.43	6.87
Progressiva		-3.68	-2.50	-2.25	0.00	2.25	2.53
Dislivelli		0.00	0.85	0.77	-0.09	-0.22	0.00

14
108.818

Scala H 1/200.00
Scala V 1/200.00

615.00

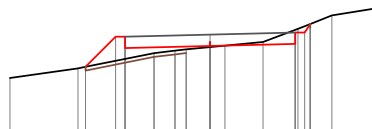


Quote		616.75	617.48	617.18	617.23	617.29	617.73
Parziali		0.73	2.25	2.25			
Sviluppata Par.		1.04	2.26	2.25			
Sviluppata		0.00	1.04	1.29	3.55	5.80	6.36
Progressiva		-3.23	-2.50	-2.25	0.00	2.25	2.60
Dislivelli		0.00	0.63	0.59	0.07	-0.31	0.00

15
110.000

Scala H 1/200.00
Scala V 1/200.00

615.00

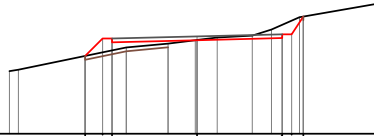


Quote		616.88	617.48	617.18	617.23	617.29	617.82
Parziali		0.79	2.25	2.25			
Sviluppata Par.		1.12	2.26	2.25			
Sviluppata		0.00	1.12	1.37	3.64	5.89	6.55
Progressiva		-3.29	-2.50	-2.25	0.00	2.25	2.65
Dislivelli		0.00	0.64	0.59	0.03	-0.37	-0.00

16
118.710

Scala H 1/200.00
Scala V 1/200.00

615.00

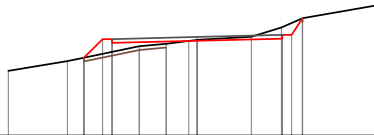


Quote	617.06	617.42	617.46	617.53	618.10
Parziali	0.46	2.25	2.25	0.31	
Sviluppata Par.	0.65	2.25	2.25	0.56	
Sviluppata	0.00	0.90	3.15	5.40	6.23
Progressiva	-2.96	-2.25	0.00	2.25	2.81
Dislivelli	0.00	-0.31	-0.00	-0.35	0.00

17
120.000

Scala H 1/200.00
Scala V 1/200.00

615.00

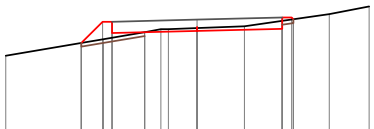


Quote	617.06	617.45	617.51	617.56	618.10
Parziali	0.49	2.25	2.25	0.28	
Sviluppata Par.	0.70	2.25	2.25	0.53	
Sviluppata	0.00	0.95	3.20	5.45	6.24
Progressiva	-2.99	-2.25	0.00	2.25	2.79
Dislivelli	0.00	0.34	-0.02	-0.30	-0.00

18
128.602

Scala H 1/200.00
Scala V 1/200.00

615.00

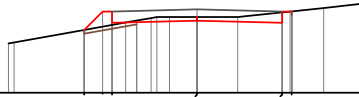


Quote	617.32	617.58	617.63	617.69	617.94
Parziali	0.56	2.25	2.25		
Sviluppata Par.	0.79	2.26	2.25		
Sviluppata	0.00	1.04	3.30	5.56	6.01
Progressiva	-3.06	-2.25	0.00	2.25	2.55
Dislivelli	0.00	0.42	-0.08	-0.21	0.00

19
140.000

Scala H 1/200.00
Scala V 1/200.00

616.00

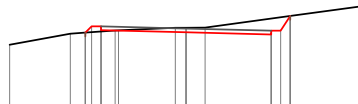


Quote	617.66	617.85	617.91	617.85	618.15
Parziali	0.69	0.49	2.25	2.25	
Sviluppata Par.	0.69	2.26	2.25		
Sviluppata	0.00	0.94	3.20	5.45	5.84
Progressiva	-2.99	-2.25	0.00	2.25	2.50
Dislivelli	0.00	-0.36	-0.10	-0.28	-0.00

20
150.713

Scala H 1/200.00
Scala V 1/200.00

616.00

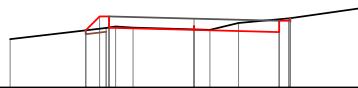


Quote	617.96	618.02	617.97	617.91	618.40
Parziali		2.25	2.25		
Sviluppata Par.		2.26	2.25		
Sviluppata	0.00	0.48	2.74	4.99	5.72
Progressiva	-2.66	-2.25	0.00	2.25	2.76
Dislivelli	0.00	0.14	-0.12	-0.42	0.00

21
160.000

Scala H 1/200.00
Scala V 1/200.00

616.00

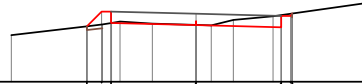


Quote	617.51	617.58	617.52	617.46	617.83
Parziali	0.37	2.25	2.25		
Sviluppata Par.	0.52	2.28	2.25		
Sviluppata	0.00	0.77	3.05	5.30	5.77
Progressiva	-2.87	-2.25	0.00	2.25	2.55
Dislivelli	0.00	0.29	-0.01	-0.34	0.00

22
160.410

Scala H 1/200.00
Scala V 1/200.00

616.00

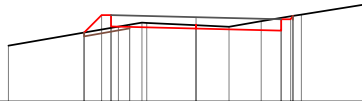


Quote		617.47		617.50		617.44		617.80
Parziali		0.39	2.25		2.25			
Sviluppata Par.		0.55	2.28		2.25			
Sviluppata		0.00	0.80	3.08		5.33	5.79	
Progressiva		-2.89	-2.25	0.00		2.25	2.54	
Dislivelli		-0.00	-0.30	-0.01		-0.32	0.00	

23
170.107

Scala H 1/200.00
Scala V 1/200.00

615.00

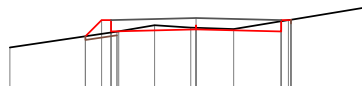


Quote		616.83		616.93		616.88		617.27
Parziali		0.46	2.25		2.25			
Sviluppata Par.		0.65	2.28		2.25			
Sviluppata		0.00	0.90	3.18		5.43	5.93	
Progressiva		-2.96	-2.25	0.00		2.25	2.56	
Dislivelli		0.00	0.34	-0.09		-0.34	0.00	

24
180.000

Scala H 1/200.00
Scala V 1/200.00

615.00

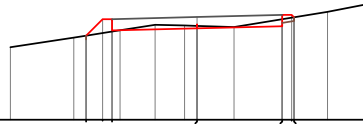


Quote		616.35		616.54		616.48		616.78
Parziali		0.43	2.25		2.25			
Sviluppata Par.		0.60	2.26		2.25			
Sviluppata		0.00	0.85	3.12		5.37	5.76	
Progressiva		-2.93	-2.25	0.00		2.25	2.50	
Dislivelli		0.00	0.33	-0.04		-0.27	-0.01	

25
184.114

Scala H 1/200.00
Scala V 1/200.00

614.00

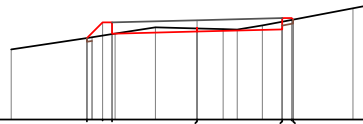


Quote	616.23	616.36	616.42	616.47	616.71
Parziali	0.44	2.25	2.25		
Sviluppata Par.	0.62	2.26	2.25		
Sviluppata	0.00	0.87	3.13	5.38	5.86
Progressiva	-2.94	-2.25	0.00	2.25	2.56
Dislivelli	0.00	-0.33	-0.07	-0.19	0.00

26
187.239

Scala H 1/200.00
Scala V 1/200.00

614.00

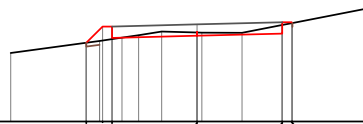


Quote	616.16	616.27	616.33	616.38	616.64
Parziali	0.41	2.25	2.25		
Sviluppata Par.	0.59	2.26	2.25		
Sviluppata	0.00	0.84	3.10	5.35	5.80
Progressiva	-2.91	-2.25	0.00	2.25	2.54
Dislivelli	0.00	0.31	-0.08	-0.20	-0.00

27
190.000

Scala H 1/200.00
Scala V 1/200.00

614.00

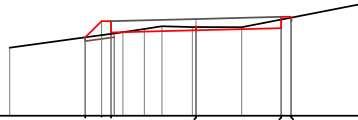


Quote	616.08	616.21	616.27	616.32	616.60
Parziali	0.43	2.25	2.25		
Sviluppata Par.	0.61	2.26	2.25		
Sviluppata	0.00	0.86	3.12	5.37	5.79
Progressiva	-2.93	-2.25	0.00	2.25	2.52
Dislivelli	0.00	0.33	-0.08	-0.23	0.00

28
190.364

Scala H 1/200.00
Scala V 1/200.00

614.00

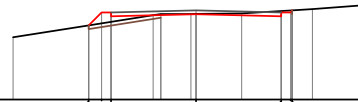


Quote	616.07	616.20	616.26	616.32	616.60
Parziali	0.43	2.25	2.25		
Sviluppata Par.	0.61	2.26	2.25		
Sviluppata	0.00	0.86	3.12	5.37	5.79
Progressiva	-2.93	-2.25	0.00	2.25	2.52
Dislivelli	0.00	-0.34	-0.09	-0.23	0.00

29
200.000

Scala H 1/200.00
Scala V 1/200.00

614.00

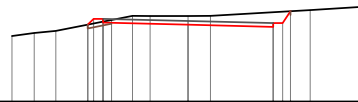


Quote	615.96	616.20	616.26	616.20	616.36
Parziali	0.34	2.25	2.25		
Sviluppata Par.	0.48	2.25	2.25		
Sviluppata	0.00	0.73	2.98	5.23	5.57
Progressiva	-2.84	-2.25	0.00	2.25	2.54
Dislivelli	-0.00	0.25	-0.01	-0.14	0.00

30
207.511

Scala H 1/200.00
Scala V 1/200.00

614.00

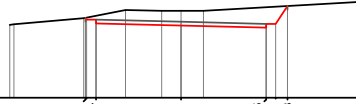


Quote	616.03	616.09	616.03	615.97	616.39
Parziali		2.25	2.25		
Sviluppata Par.		2.26	2.25		
Sviluppata	0.00	0.47	2.73	4.98	5.62
Progressiva	-2.66	-2.25	0.00	2.25	2.71
Dislivelli	-0.00	0.08	-0.23	-0.39	-0.00

31
210.000

Scala H 1/200.00
Scala V 1/200.00

614.00

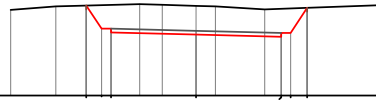


Quote		616.11	615.97	615.91	615.85	616.43
Parziali			2.25	2.25		
Sviluppata Par.			2.26	2.25		
Sviluppata		0.00	0.31	2.56	4.81	5.65
Progressiva		-0.00	-2.53	0.00	2.25	4.81
Dislivelli		-0.10	-2.25	0.31	-0.54	2.25

32
214.951

Scala H 1/200.00
Scala V 1/200.00

614.00

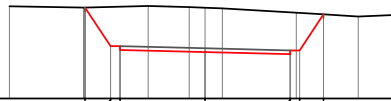


Quote		616.38	616.67	615.61	615.56	616.66
Parziali			0.40	2.25	2.25	
Sviluppata Par.			0.73	2.26	2.25	
Sviluppata		0.00	0.98	3.24	5.49	6.55
Progressiva		-0.00	-2.90	0.00	2.25	5.76
Dislivelli		-0.63	-2.25	-0.76	-0.74	2.50

33
220.000

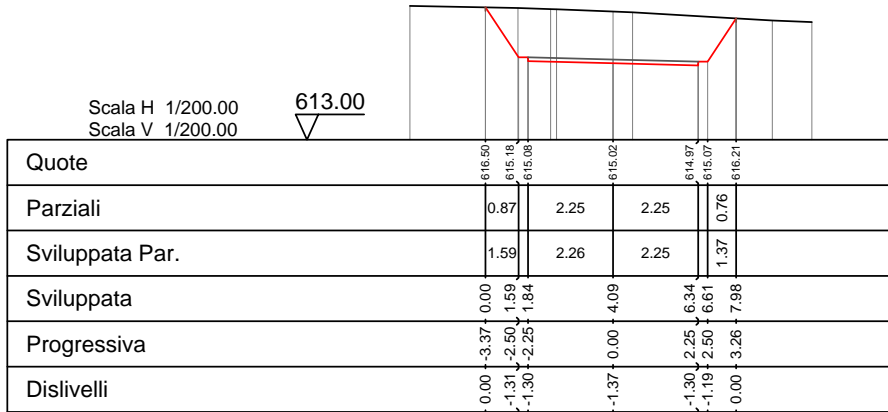
Scala H 1/200.00
Scala V 1/200.00

614.00

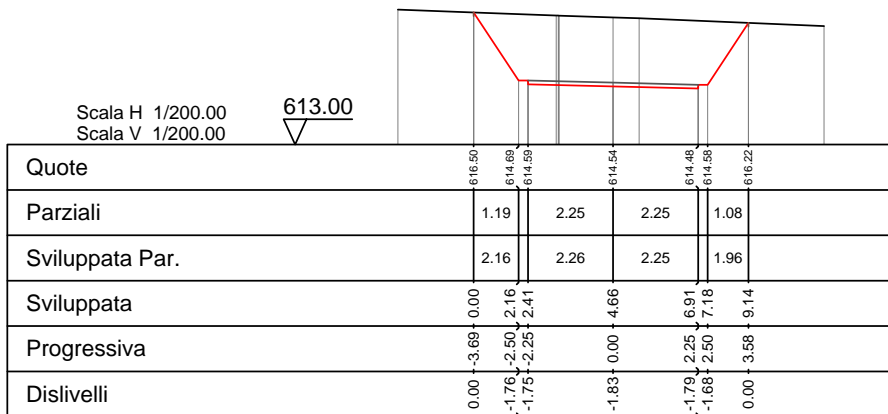


Quote		616.41	615.38	615.23	615.17	615.27
Parziali			0.67	2.25	2.25	
Sviluppata Par.			1.23	2.26	2.25	
Sviluppata		0.00	1.23	3.73	5.98	7.39
Progressiva		-0.00	-3.17	0.00	2.25	6.25
Dislivelli		-1.04	-2.50	-1.17	-0.99	2.50

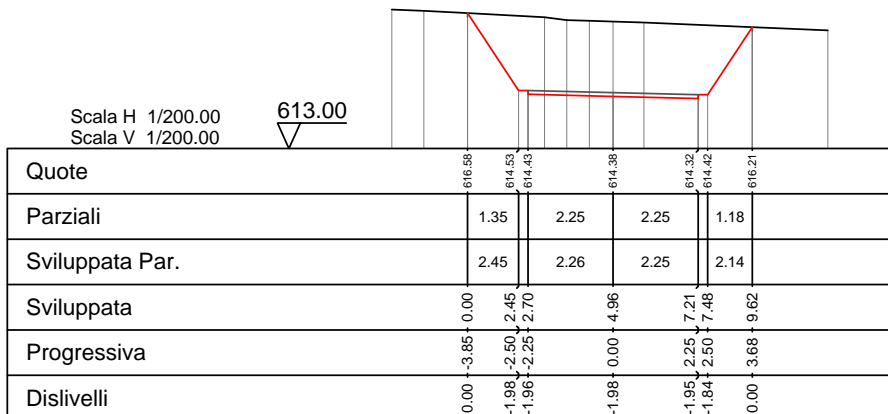
34
222.391



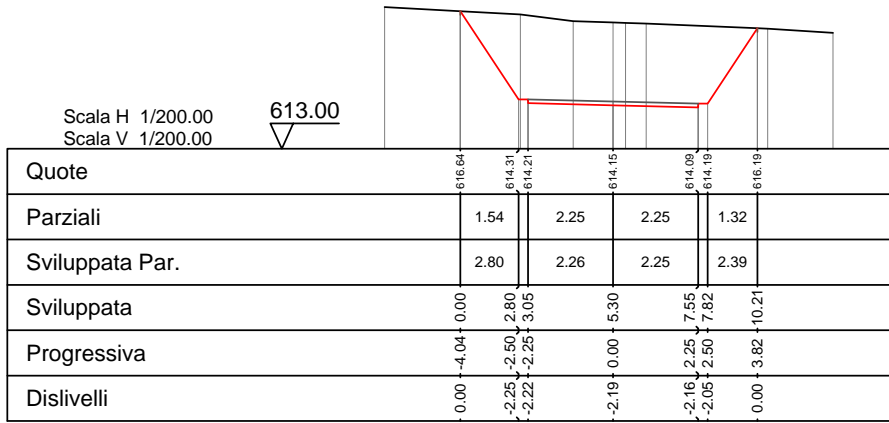
35
228.086



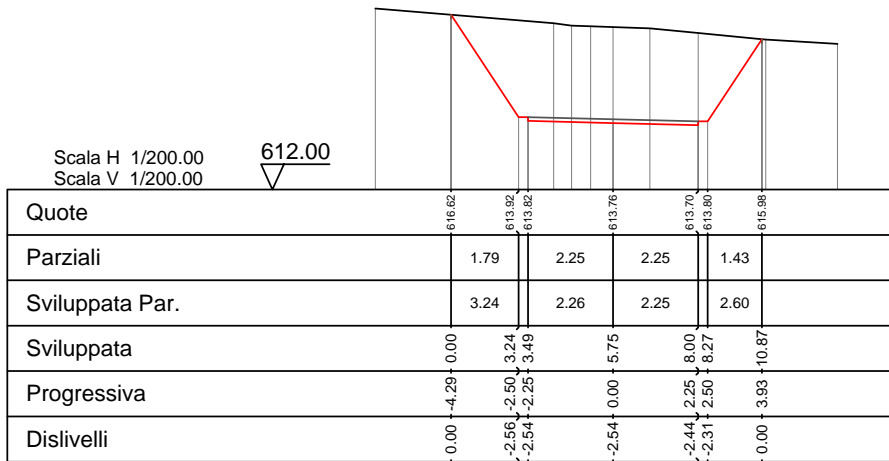
36
230.000



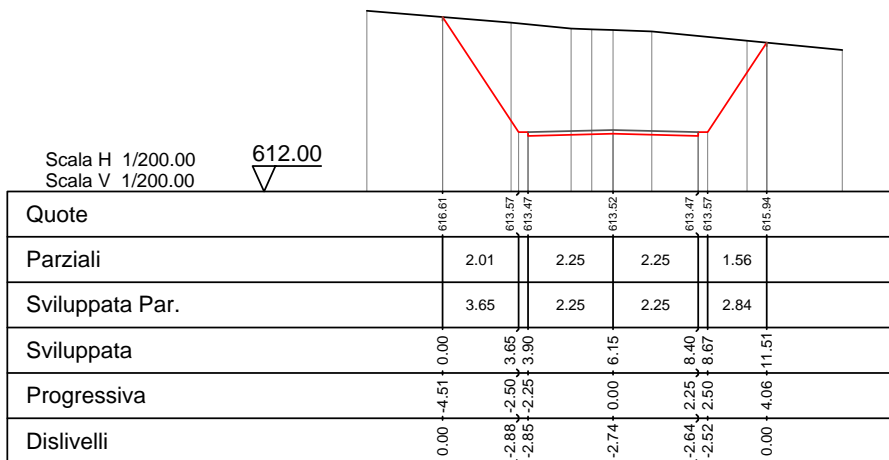
37
232.657



38
237.228



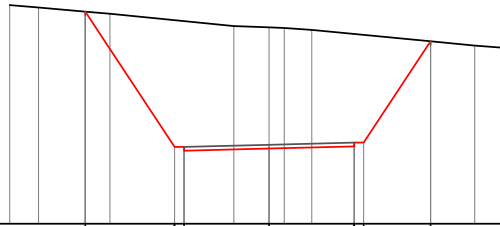
39
240.000



40
246.287

Scala H 1/200.00
Scala V 1/200.00

611.00

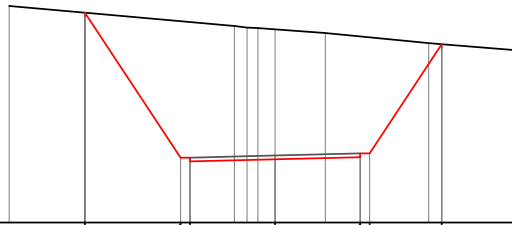


Quote		616.61		613.03		612.99		613.05		613.15		615.83
Parziali			2.36		2.25		2.25		1.77			
Sviluppata Par.			4.29		2.25		2.25		3.21			
Sviluppata		0.00	4.29	4.54	6.79	9.04	9.31	12.52				
Progressiva		-0.00	-4.86	-3.35	-2.50	-2.25	-2.25	-2.97	-2.25	-2.50	-4.27	-12.52
Dislivelli				-3.33	-2.25	0.00	0.00	-2.85	2.25	2.50	4.27	0.00

41
250.000

Scala H 1/200.00
Scala V 1/200.00

611.00

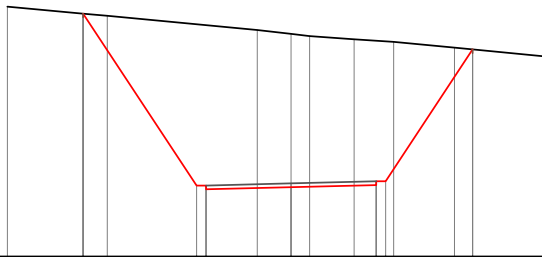


Quote		616.55		612.72		612.67		612.73		612.83		615.72
Parziali			2.53		2.25		2.25		1.91			
Sviluppata Par.			4.59		2.25		2.25		3.46			
Sviluppata		0.00	4.59	4.84	7.09	9.35	9.61	13.07				
Progressiva		-0.00	-5.03	-3.61	-2.50	-2.25	-2.25	-3.19	-2.25	-2.50	-4.41	-13.07
Dislivelli				-3.59	-2.25	0.00	0.00	-3.07	2.25	2.50	4.41	0.00

42
260.000

Scala H 1/200.00
Scala V 1/200.00

610.00

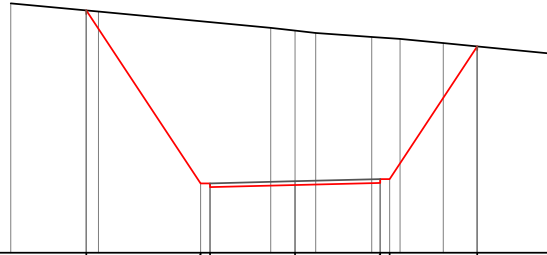


Quote		616.42		611.89		611.83		611.89		611.99		615.48
Parziali			3.00		2.25		2.25		2.30			
Sviluppata Par.			5.45		2.25		2.25		4.18			
Sviluppata		0.00	5.45	5.70	7.95	10.20	10.47	14.65				
Progressiva		-0.00	-5.50	-4.26	-2.50	-2.25	-2.25	-3.82	-2.25	-2.50	-4.80	-14.65
Dislivelli				-4.24	-2.25	0.00	0.00	-3.70	2.25	2.50	4.80	0.00

43
260.526

Scala H 1/200.00
Scala V 1/200.00

610.00

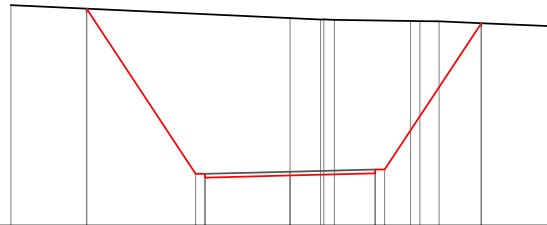


Quote		616.41	611.84	611.74	611.79	611.85	611.95	615.46
Parziali			3.02		2.25		2.25	2.32
Sviluppata Par.			5.48		2.25		2.25	4.21
Sviluppata		0.00	5.48	5.73	7.98	10.23	10.50	14.71
Progressiva		-5.52	-2.50	-2.25	0.00	2.25	2.50	4.82
Dislivelli		0.00	-4.29	-4.27	-4.08	-3.84	-3.73	-0.00

44
270.000

Scala H 1/200.00
Scala V 1/200.00

610.00

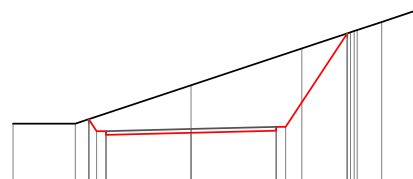


Quote		615.74	611.37	611.27	611.33	611.38	611.48	615.36
Parziali			2.88		2.25		2.25	2.56
Sviluppata Par.			5.23		2.25		2.25	4.64
Sviluppata		0.00	5.23	5.48	7.73	9.98	10.25	14.89
Progressiva		-5.38	-2.50	-2.25	0.00	2.25	2.50	5.06
Dislivelli		0.00	-4.23	-4.22	-4.16	-4.05	-3.94	0.00

45
274.766

Scala H 1/200.00
Scala V 1/200.00

610.00

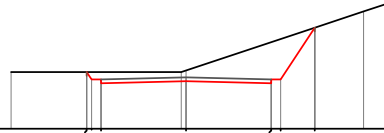


Quote		611.62	611.20	611.26	611.32	611.42	613.89
Parziali				2.25		2.25	1.63
Sviluppata Par.				2.25		2.25	2.96
Sviluppata		0.00	0.63	2.88	5.13	5.40	8.36
Progressiva		-2.71	-2.25	0.00	2.25	2.50	4.13
Dislivelli		0.00	-0.47	-1.26	-1.95	-1.93	-0.00

46
275.432

Scala H 1/200.00
Scala V 1/200.00

610.00



Quote	611.50	611.20	611.26	611.20	611.30	612.67
Parziali		2.25		2.25		0.90
Sviluppata Par.		2.25		2.25		1.64
Sviluppata	0.00	0.00	0.49	2.74	4.99	5.26
Progressiva	-2.63	-2.25	-2.25	0.00	2.25	2.50
Dislivelli	0.00	-0.20	-0.28	0.00	-1.09	-1.07

SEZIONI TRASVERSALI
Profilo longitudinale tratto 15-16
Viabilità di impianto postazione eolica 524

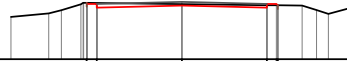
DISEGNI DI RIFERIMENTO

TAVOLA	DESCRIZIONE
AM-IAC10008	Viabilità e piazzole - Planimetria di progetto
AM-IAC10010	Profili longitudinali viabilità di impianto

1
0.000

Scala H 1/200.00
Scala V 1/200.00

627.00




Quote	628.46	628.36	628.42	628.36	628.43
Parziali	0.27	2.25	2.25		
Sviluppata Par.	0.27	2.25	2.25		
Sviluppata	0.00	2.52	0.00	2.52	4.77
Progressiva	-0.03	-2.25	0.00	2.25	5.09
Dislivelli		-0.04		-0.07	0.00

2
1.943

Scala H 1/200.00
Scala V 1/200.00

627.00



Quote	628.44	628.38	628.43	628.49	628.42
Parziali		2.25	2.25		
Sviluppata Par.		2.25	2.25		
Sviluppata	0.00	2.54	0.00	2.55	4.80
Progressiva	-0.00	-2.25	0.00	2.25	5.31
Dislivelli		-0.02		0.06	-0.00

3
10.000

Scala H 1/200.00
Scala V 1/200.00

626.00

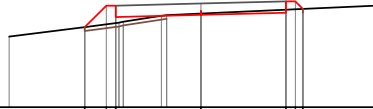


Quote	628.06	628.33	628.38	628.44	628.49
Parziali	0.81	0.57	2.25	2.25	
Sviluppata Par.	0.81	1.06	2.26	2.25	
Sviluppata	0.00	3.07	0.00	3.32	5.57
Progressiva	-0.41	-2.25	0.00	2.25	6.31
Dislivelli		-0.08		-0.05	0.00

4
19.501

Scala H 1/200.00
Scala V 1/200.00

626.00

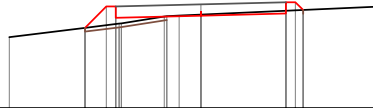


Quote	628.12	628.38	628.44	628.50	628.60
Parziali	0.57	2.25	2.25		
Sviluppata Par.	0.81	2.26	2.25		
Sviluppata	0.00	1.06	3.32	5.57	6.24
Progressiva	-3.07	-2.25	0.00	2.25	2.70
Dislivelli	-0.00	-0.46	-0.04	-0.08	-0.00

5
20.000

Scala H 1/200.00
Scala V 1/200.00

626.00

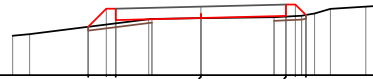


Quote	628.12	628.38	628.45	628.50	628.60
Parziali	0.57	2.25	2.25		
Sviluppata Par.	0.80	2.26	2.25		
Sviluppata	0.00	1.05	3.31	5.56	6.25
Progressiva	-3.07	-2.25	0.00	2.25	2.71
Dislivelli	0.00	-0.46	-0.03	-0.07	-0.00

6
30.000

Scala H 1/200.00
Scala V 1/200.00

627.00

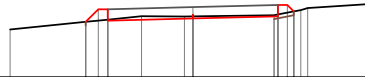


Quote	628.28	628.45	628.51	628.57	628.59
Parziali	0.48	2.25	2.25		
Sviluppata Par.	0.68	2.26	2.25		
Sviluppata	0.00	0.93	3.19	5.44	6.22
Progressiva	-2.98	-2.25	0.00	2.25	2.78
Dislivelli	0.00	-0.39	0.01	0.02	-0.00

7
37.059

Scala H 1/200.00
Scala V 1/200.00

627.00
▽



Quote	628.46	628.50	628.55	628.61	628.74
Parziali	0.33	2.25	2.25		
Sviluppata Par.	0.47	2.26	2.25		
Sviluppata	0.00	0.72	2.98	5.24	5.87
Progressiva	-2.83	-2.25	0.00	2.25	2.67
Dislivelli	0.00	-0.27	-0.05	-0.05	0.00

8
40.000

Scala H 1/200.00
Scala V 1/200.00

627.00
▽

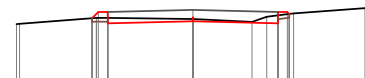


Quote	628.53	628.52	628.57	628.52	628.76
Parziali	0.23	2.25	2.25		
Sviluppata Par.	0.40	2.26	2.25		
Sviluppata	0.00	0.65	2.91	5.16	5.63
Progressiva	-2.78	-2.25	0.00	2.25	2.55
Dislivelli	0.00	-0.23	-0.09	-0.19	-0.00

9
60.000

Scala H 1/200.00
Scala V 1/200.00

627.00
▽



Quote	628.66	628.53	628.58	628.53	628.78
Parziali		2.25	2.25		
Sviluppata Par.		2.26	2.25		
Sviluppata	0.00	0.48	2.74	4.99	5.46
Progressiva	-2.66	-2.25	0.00	2.25	2.55
Dislivelli	-0.00	-0.16	-0.06	-0.21	0.00

10
80.000

Scala H 1/200.00
Scala V 1/200.00

626.00



Quote	627.90	627.83	627.86	627.83	628.26
Parziali		2.25		2.25	
Sviluppata Par.		2.26		2.25	
Sviluppata	0.00	0.57	2.83	5.08	5.63
Progressiva	-2.72	-2.25	0.00	2.25	2.59
Dislivelli	0.00	-0.21	0.01	-0.25	0.00

11
100.000

Scala H 1/200.00
Scala V 1/200.00

626.00



Quote	627.38	627.30	627.36	627.30	627.50
Parziali		2.25		2.25	
Sviluppata Par.		2.26		2.25	
Sviluppata	0.00	0.56	2.82	5.07	5.61
Progressiva	-2.72	-2.25	0.00	2.25	2.60
Dislivelli	0.00	-0.17	-0.08	-0.14	-0.00

12
117.321

Scala H 1/200.00
Scala V 1/200.00

626.00



Quote	627.51	627.50	627.55	627.61	627.68
Parziali		0.28	2.25		2.25
Sviluppata Par.		0.40	2.26		2.25
Sviluppata	0.00	0.65	2.91	5.16	5.87
Progressiva	-2.78	-2.25	0.00	2.25	2.73
Dislivelli	0.00	-0.22	-0.02	0.05	-0.00

13
120.000

Scala H 1/200.00
Scala V 1/200.00

626.00
▽

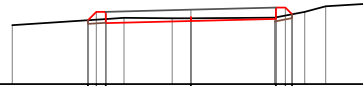


Quote	627.56	627.53	627.59	627.64	627.75
Parziali	0.27	2.25	2.25		
Sviluppata Par.	0.38	2.26	2.25		
Sviluppata	0.00	0.63	0.90	5.15	5.81
Progressiva	-2.77	-2.25	0.00	2.25	2.69
Dislivelli	-0.00	-0.21	-0.03	0.01	-0.00

14
130.000

Scala H 1/200.00
Scala V 1/200.00

626.00
▽

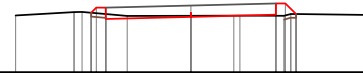


Quote	627.69	627.61	627.67	627.73	627.85
Parziali		2.25	2.25		
Sviluppata Par.		2.26	2.25		
Sviluppata	0.00	0.56	2.83	5.08	5.72
Progressiva	-2.72	-2.25	0.00	2.25	2.68
Dislivelli	0.00	-0.19	-0.07	-0.04	-0.00

15
140.000

Scala H 1/200.00
Scala V 1/200.00

626.00
▽

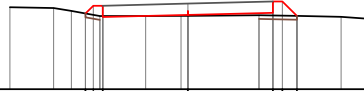


Quote	627.57	627.40	627.46	627.52	627.53
Parziali		2.25	2.25		
Sviluppata Par.		2.26	2.25		
Sviluppata	0.00	0.44	2.70	4.95	5.74
Progressiva	-2.63	-2.25	0.00	2.25	2.78
Dislivelli	0.00	-0.17	-0.03	0.03	-0.00

16
150.000

Scala H 1/200.00
Scala V 1/200.00

625.00

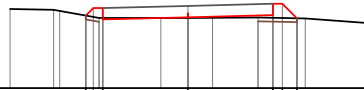


Quote	627.00	626.91	626.97	627.02	627.32	626.94
Parziali		2.25		2.25		
Sviluppata Par.		2.26		2.25	0.54	0.38
Sviluppata	0.00	0.54	2.80	5.05	5.44	5.99
Progressiva	-2.71	-2.25	0.00	2.25	2.50	2.88
Dislivelli	-0.00	-0.27	0.02	0.07	0.38	0.00

17
151.698

Scala H 1/200.00
Scala V 1/200.00

625.00

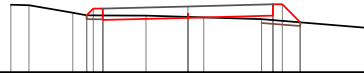


Quote	626.92	626.82	626.88	626.93	627.23	626.85
Parziali		2.25		2.25		
Sviluppata Par.		2.26		2.25	0.54	0.38
Sviluppata	0.00	0.53	2.80	5.05	5.44	5.98
Progressiva	-2.70	-2.25	0.00	2.25	2.50	2.88
Dislivelli	0.00	-0.26	0.02	0.07	0.38	0.00

18
160.000

Scala H 1/200.00
Scala V 1/200.00

625.00

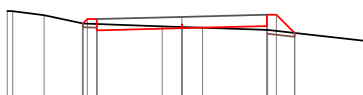


Quote	626.50	626.38	626.43	626.49	626.79	626.32
Parziali		2.25		2.25		
Sviluppata Par.		2.26		2.25	0.67	0.48
Sviluppata	0.00	0.50	2.77	5.02	5.41	6.08
Progressiva	-2.68	-2.25	0.00	2.25	2.50	2.98
Dislivelli	0.00	-0.18	-0.02	0.12	0.44	-0.00

19
170.000

Scala H 1/200.00
Scala V 1/200.00

624.00



Quote	626.03	625.85	625.90	625.96	625.26	625.76
Parziali		2.25		2.25	0.48	
Sviluppata Par.		2.26		2.25	0.68	
Sviluppata	0.00	2.62	0.00	2.68	4.93	6.00
Progressiva	0.00	-2.62	-2.25	0.42	2.50	2.98
Dislivelli	0.00	-0.13	-0.03	0.00	0.10	0.43

20
180.000

Scala H 1/200.00
Scala V 1/200.00

623.00



Quote	625.46	625.28	625.33	625.39	625.69	625.14
Parziali		2.25		2.25	0.55	
Sviluppata Par.		2.26		2.25	0.78	
Sviluppata	0.00	2.62	0.00	2.69	4.94	6.11
Progressiva	0.00	-2.62	-2.25	0.42	2.50	3.05
Dislivelli	0.00	-0.16	0.00	0.16	0.49	0.00

21
186.075

Scala H 1/200.00
Scala V 1/200.00

623.00

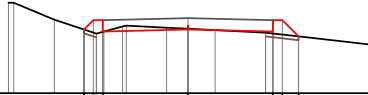


Quote	625.04	624.80	624.86	624.91	625.21	624.68
Parziali		2.25		2.25	0.54	
Sviluppata Par.		2.26		2.25	0.76	
Sviluppata	0.00	2.56	0.00	2.60	4.85	6.00
Progressiva	0.00	-2.56	-2.25	0.34	2.50	3.04
Dislivelli	0.00	-0.11	-0.04	0.00	0.13	0.47

22
200.000

Scala H 1/200.00
Scala V 1/200.00

622.00

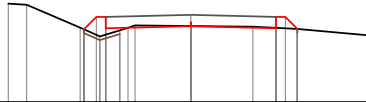


Quote	623.69	623.63	623.69	623.63	623.93	623.50
Parziali		2.25		2.25		0.43
Sviluppata Par.		2.26		2.25		0.61
Sviluppata	0.00	0.60	2.86	5.11	5.50	6.11
Progressiva	-2.75	-2.25	0.00	2.25	2.50	2.93
Dislivelli	0.00	-0.31	-0.02	0.05	-0.38	-0.00

23
220.000

Scala H 1/200.00
Scala V 1/200.00

620.00

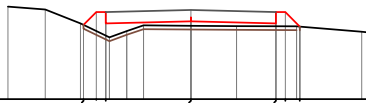


Quote	621.93	621.95	622.01	621.95	621.94
Parziali		0.33	2.25	2.25	0.32
Sviluppata Par.		0.46	2.26	2.25	0.45
Sviluppata	0.00	0.71	2.97	5.23	6.06
Progressiva	-2.83	-2.25	0.00	2.25	2.82
Dislivelli	0.00	-0.47	-0.00	-0.01	-0.00

24
240.000

Scala H 1/200.00
Scala V 1/200.00

618.00

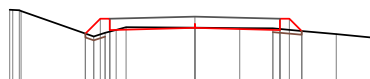


Quote	619.96	620.00	620.06	620.00	620.30	619.92
Parziali		0.34	2.25	2.25	0.38	
Sviluppata Par.		0.48	2.26	2.25	0.54	
Sviluppata	0.00	0.73	2.99	5.24	5.63	6.17
Progressiva	-2.84	-2.25	0.00	2.25	2.50	2.88
Dislivelli	0.00	-0.62	-0.12	0.07	-0.37	0.00

25
260.000

Scala H 1/200.00
Scala V 1/200.00

616.00

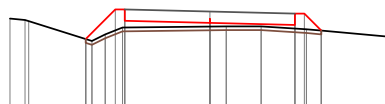


Quote	617.34	617.43	617.49	617.43	617.41
Parziali	0.39	2.25	2.25	0.32	
Sviluppata Par.	0.56	2.26	2.25	0.46	
Sviluppata	0.00	0.81	3.07	5.32	6.17
Progressiva	-2.89	-2.25	0.00	2.25	2.82
Dislivelli	-0.00	-0.34	-0.00	-0.03	-0.00

26
269.166

Scala H 1/200.00
Scala V 1/200.00

614.00

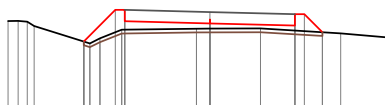


Quote	615.91	616.69	616.34	616.28	616.13
Parziali	0.78	2.25	2.25	0.45	
Sviluppata Par.	1.11	2.28	2.25	0.63	
Sviluppata	0.00	1.11	3.64	5.89	6.91
Progressiva	-3.28	-2.50	0.00	2.25	2.50
Dislivelli	-0.00	0.56	0.10	0.09	0.41

27
270.000

Scala H 1/200.00
Scala V 1/200.00

614.00

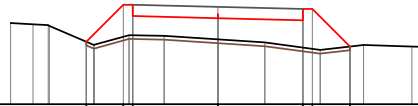


Quote	615.76	616.60	616.24	616.18	616.01
Parziali	0.83	2.25	2.25	0.48	
Sviluppata Par.	1.18	2.28	2.25	0.68	
Sviluppata	0.00	1.18	3.71	5.96	6.35
Progressiva	-3.33	-2.50	0.00	2.25	2.50
Dislivelli	-0.00	0.59	0.14	0.13	0.45

28
280.000

Scala H 1/200.00
Scala V 1/200.00

613.00

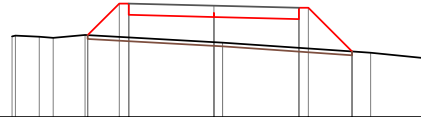


Quote		614.65	615.63	615.33	615.28	615.22	615.52	614.53
Parziali		0.98	2.25	2.25	0.99			
Sviluppata Par.		1.38	2.28	2.25	1.40			
Sviluppata		0.00	3.48	0.00	3.91	6.16	6.55	7.96
Progressiva		-0.00	-3.48	0.00	0.00	2.25	2.50	3.49
Dislivelli		0.00	0.85	-0.81	0.56	0.72	1.05	-0.00

29
290.000

Scala H 1/200.00
Scala V 1/200.00

612.00

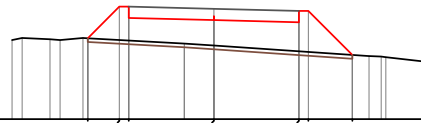


Quote		614.17	615.01	614.71	614.65	614.59	614.89	613.74
Parziali		0.84	2.25	2.25	1.16			
Sviluppata Par.		1.18	2.28	2.25	1.64			
Sviluppata		0.00	3.34	0.00	3.71	5.96	6.35	7.99
Progressiva		0.00	-3.34	-2.50	0.00	2.25	2.50	3.66
Dislivelli		0.00	0.88	0.90	0.66	0.76	1.08	0.00

30
290.724

Scala H 1/200.00
Scala V 1/200.00

612.00

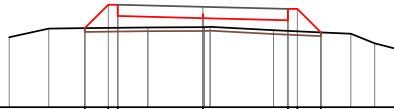


Quote		614.14	614.97	614.67	614.62	614.56	614.86	613.70
Parziali		0.84	2.25	2.25	1.16			
Sviluppata Par.		1.18	2.28	2.25	1.65			
Sviluppata		0.00	3.34	0.00	3.71	5.96	6.35	8.00
Progressiva		0.00	-3.34	-2.50	0.00	2.25	2.50	3.66
Dislivelli		0.00	0.88	0.89	0.67	0.77	1.09	0.00

31
300.000

Scala H 1/200.00
Scala V 1/200.00

612.00

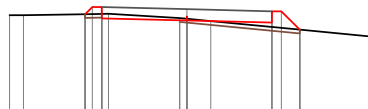


Quote	614.08	614.71	614.41	614.36	614.30	614.60	613.98
Parziali	0.62	2.25	2.25	0.62			
Sviluppata Par.	0.88	2.28	2.25	0.88			
Sviluppata	0.00	0.88	1.13	3.41	5.66	6.05	6.93
Progressiva	-3.12	-2.50	-2.25	0.00	2.25	2.50	3.12
Dislivelli	0.00	0.61	0.61	0.24	0.28	0.59	0.00

32
310.000

Scala H 1/200.00
Scala V 1/200.00

612.00

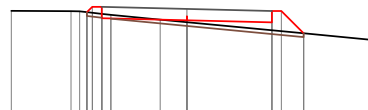


Quote	614.57	614.45	614.40	614.34	614.64	614.15
Parziali		2.25	2.25	0.49		
Sviluppata Par.		2.28	2.25	0.69		
Sviluppata	0.00	0.52	2.79	5.05	5.44	6.12
Progressiva	-2.69	-2.25	0.00	2.25	2.50	2.99
Dislivelli	0.00	0.18	-0.05	0.12	0.44	0.00

33
312.281

Scala H 1/200.00
Scala V 1/200.00

612.00

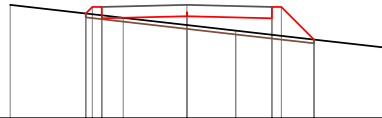


Quote	614.67	614.51	614.45	614.40	614.70	614.11
Parziali		2.25	2.25	0.59		
Sviluppata Par.		2.28	2.25	0.83		
Sviluppata	0.00	0.45	2.73	4.98	5.37	6.20
Progressiva	-2.64	-2.25	0.00	2.25	2.50	3.09
Dislivelli	0.00	0.19	0.05	0.21	0.53	-0.00

34
320.000

Scala H 1/200.00
Scala V 1/200.00

612.00

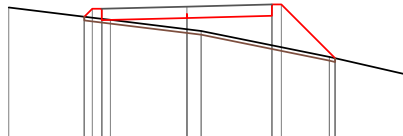


Quote	614.77	614.64	614.70	614.64	614.94	614.08
Parziali		2.25		2.25		0.86
Sviluppata Par.		2.26		2.25		1.22
Sviluppata	0.00	0.00	0.49	2.76	5.01	5.40
Progressiva	0.00	2.67	2.25	0.00	2.25	2.50
Dislivelli	0.00	0.22	0.23	0.44	0.76	0.00

35
334.986

Scala H 1/200.00
Scala V 1/200.00

612.00

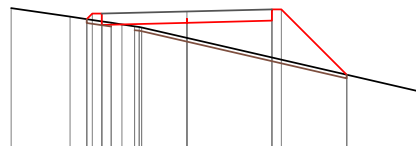


Quote	615.21	615.12	615.18	615.24	615.54	614.11
Parziali		2.25		2.25		1.42
Sviluppata Par.		2.26		2.25		2.01
Sviluppata	0.00	0.00	0.55	2.81	5.06	5.45
Progressiva	0.00	2.71	2.25	0.00	2.25	2.50
Dislivelli	0.00	0.27	0.30	0.78	1.13	0.00

36
340.000

Scala H 1/200.00
Scala V 1/200.00

612.00

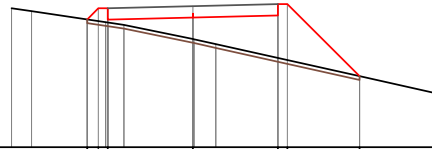


Quote	615.44	615.28	615.34	615.40	615.70	613.97
Parziali		2.25		2.25		1.73
Sviluppata Par.		2.26		2.25		2.44
Sviluppata	0.00	0.00	0.46	2.72	4.97	5.36
Progressiva	0.00	2.65	2.25	0.00	2.25	2.50
Dislivelli	0.00	0.21	0.40	0.97	1.33	0.00

37
342.862

Scala H 1/200.00
Scala V 1/200.00

612.00

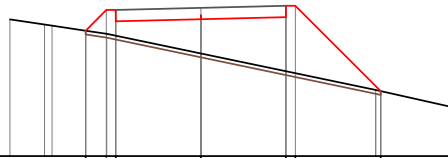


Quote	615.38	615.38	615.43	615.49	615.79	613.88
Parziali	0.29	2.25	2.25	1.91		
Sviluppata Par.	0.42	2.26	2.25	2.70		
Sviluppata	0.00	0.67	2.93	5.18	5.57	8.27
Progressiva	-2.79	-2.25	0.00	2.25	2.50	4.41
Dislivelli	0.00	0.37	0.57	1.13	1.48	0.00

38
350.000

Scala H 1/200.00
Scala V 1/200.00

612.00

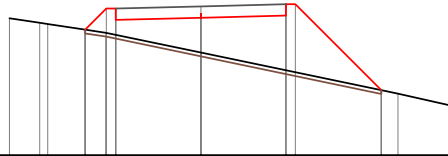


Quote	615.32	615.57	615.62	615.68	615.98	613.72
Parziali	0.55	2.25	2.25	2.26		
Sviluppata Par.	0.77	2.26	2.25	3.19		
Sviluppata	0.00	1.02	3.29	5.54	5.93	9.12
Progressiva	-3.05	-2.25	0.00	2.25	2.50	4.76
Dislivelli	0.00	0.68	0.91	1.43	1.78	0.00

39
350.738

Scala H 1/200.00
Scala V 1/200.00

612.00



Quote	615.32	615.58	615.63	615.69	615.99	613.72
Parziali	0.56	2.25	2.25	2.27		
Sviluppata Par.	0.79	2.26	2.25	3.22		
Sviluppata	0.00	1.04	3.30	5.55	5.95	9.16
Progressiva	-3.06	-2.25	0.00	2.25	2.50	4.77
Dislivelli	-0.00	0.70	0.92	1.45	1.80	0.00

40
356.276

Scala H 1/200.00
Scala V 1/200.00

614.00



Quote	615.80	615.70	615.76	615.70	615.66
Parziali		2.25		2.25	
Sviluppata Par.		2.25		2.25	
Sviluppata	0.00	2.50	0.00	2.50	0.00
Progressiva	0.00	2.25	0.00	2.25	0.00
Dislivelli	0.00	0.00	-0.04	0.03	0.00