PROFILO LONGITUDINALE CIGLIO SINISTRO

SCALA 1:100/1:1000

NOME TRONCO	RAMPA C (SVINCOLO S.S.336 NORD) SX		
LUNGHEZZA (m) MATERIALE/DIAMETRO (mm)		245.41 m PEAD 400 mm	

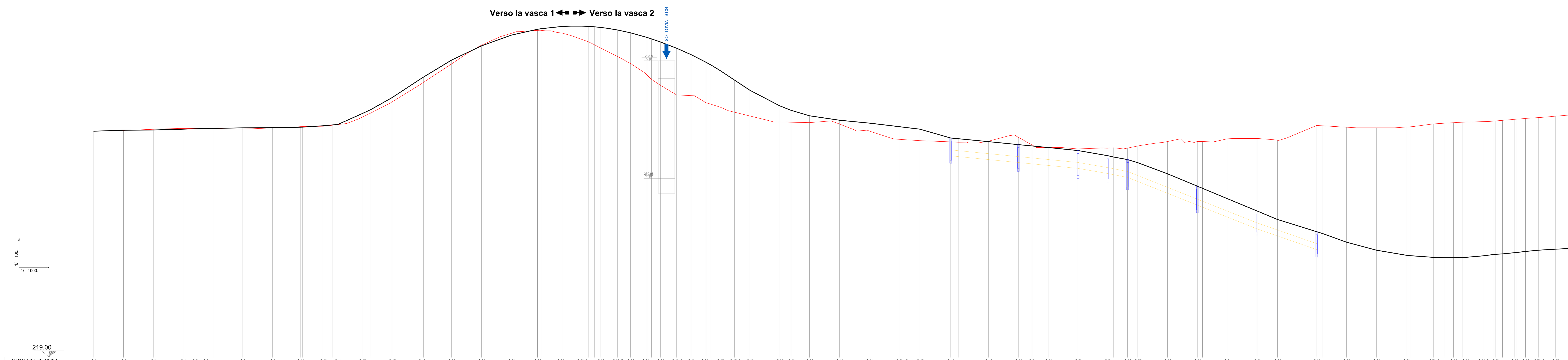

NUMERO SEZIONI	DISTANZE PROGRESSIVE	QUOTE DEL TERRENO	QUOTE DEL PROGETTO	QUOTE CIGLIO SINISTRO	QUOTE SCORRIMENTO COLLETTORE
C-1	0.00	234.15	234.15	234.15	
C-2	19.98	234.20	234.18	234.21	
C-3	39.98	234.27	234.20	234.23	
C-4	59.98	234.33	234.21	234.28	
C-5	67.93	234.34	234.22	234.31	
C-6	75.08	234.33	234.22	234.32	
	79.92	234.32	234.22	234.33	
C-8	99.92	234.30	234.23	234.37	
C-9	119.92	234.39	234.25	234.39	
C-10	138.49 / 139.92	234.45 / 234.46	234.26 / 234.26	234.42 / 234.42	
C-12	153.75	234.48	234.41	234.51	
	159.92	234.55	234.53	234.57	
C-14	163.71	234.59	234.63	234.60	
C-15	179.92	235.09	235.20	235.33	
	185.81	235.37	235.47	235.60	
C-17	199.92	236.11	236.27	236.40	
C-18	219.92 / 220.99	237.35 / 237.42	237.58 / 237.65	237.71 / 237.78	
C-20	239.92	238.67	238.79	238.92	
C-21	259.92 / 260.99	239.92 / 239.97	239.75 / 239.79	239.87 / 239.91	
C-23	279.92	240.71	240.44	240.59	
C-24	297.48 / 299.92	240.91 / 240.91	240.83 / 240.87	240.99 / 241.03	
C-25_A	314.02	240.73	241.02	241.18	
	319.92	240.57	241.05	241.20	
C-26_A	327.17	240.31	241.05	241.20	
	331.84 / 333.97 / 335.82	240.14 / 240.04 / 239.94	241.03 / 241.01 / 241.00	241.18 / 241.17 / 241.15	
C-28	339.92	239.73	240.96	241.11	
	344.26	239.51	240.91	241.06	
C-28_B	351.08	239.17	240.80	240.94	
C-29	359.92	238.69	240.62	240.75	
C-29_A	370.89 / 373.98	237.92 / 237.62	240.32 / 240.22	240.44 / 240.34	
C-31	379.92 / 381.13	237.23 / 237.16	240.01 / 239.97	240.14 / 240.09	
C-32_A	390.77	236.58	239.57	239.72	
C-33	400.47	236.54	239.12	239.29	
C-33_A	410.50 / 413.86	236.06 / 235.96	238.58 / 238.39	238.77 / 238.59	
C-35	419.92	235.76	238.02	238.22	
C-35_A	429.63	235.42	237.38	237.58	
C-36	439.92	235.17	236.70	236.89	
C-37	459.92	234.77	235.65	235.85	
C-38	467.50	234.75	235.35	235.55	
C-39	479.92	234.73	234.99	235.18	
C-40	499.92	234.63	234.69	234.89	
C-41	519.92 / 521.15	234.16 / 234.12	234.49 / 234.48	234.69 / 234.68	
C-43	539.92	233.60	234.30	234.45	
C-44	546.44	233.56	234.23	234.37	
C-45	553.88	233.51	234.16	234.28	
	559.92	233.49	234.10	234.11	
C-47	574.51 / 579.92	233.43 / 233.40	233.96 / 233.90	233.69 / 233.64	232.49 / 232.44
C-49	599.92	233.48	233.71	233.45	232.24
C-50	619.92	233.74	233.51	233.25	232.05
C-51	629.04	233.23	233.42	233.16	231.96
C-52	639.92	233.05	233.32	233.05	231.85
C-53	659.92	232.96	233.11	232.85	231.65
C-54	679.92 / 683.58	233.01 / 233.03	232.77 / 232.68	232.50 / 232.42	231.30 / 231.23
C-56	693.10	233.01	232.43	232.24	231.04
C-57	699.92	233.15	232.22	232.04	230.77
C-58	719.92	233.46	231.48	231.29	239.98
C-59	739.92 / 743.35	233.46 / 233.45	230.64 / 230.50	230.46 / 230.31	229.18 / 229.05
C-61	759.92	233.64	229.81	229.63	238.32
C-62	779.92	233.66	228.98	228.79	227.59
C-63	793.59	233.54	228.41	228.22	227.12
	799.92	233.70	228.15	228.03	236.89
C-65	819.92 / 823.59	234.53 / 234.51	227.32 / 227.16	227.40 / 227.29	226.20
C-67	839.92	234.41	226.54	226.70	
C-68	859.92	234.38	225.95	226.16	
C-69	879.92 / 882.53	234.43 / 234.45	225.56 / 225.52	225.82 / 225.79	
C-70_A	898.34	234.64	225.38	225.68	
	905.31	234.68	225.36	225.65	
C-72	911.60	234.72	225.35	225.65	
C-73_A	917.50 / 920.68	234.75 / 234.76	225.37 / 225.39	225.67 / 225.69	
C-73_B	931.35	234.79	225.48	225.78	
C-74	938.72 / 939.92	234.83 / 234.84	225.57 / 225.59	225.87 / 225.89	
	944.52	234.88	225.65	225.91	
C-75	952.41 / 954.17	234.94 / 234.96	225.75 / 225.77	225.99 / 226.01	
C-76	959.89	235.00	225.84	226.08	
C-76_A	968.71	235.07	225.92	226.16	
C-77	979.94	235.16	226.00	226.23	
C-77_A	993.16 / 997.17	235.26 / 235.29	226.07 / 226.09	226.29 / 226.31	

DISTANZE PARZIALI: 19.98, 20.00, 20.00, 7.95, 7.15, 4.84, 20.00, 20.00, 18.58, 1.42, 13.83, 6.17, 3.79, 16.21, 5.89, 14.11, 20.00, 1.06, 18.92, 20.00, 1.06, 18.92, 17.57, 2.43, 14.10, 5.90, 7.25, 4.67, 2.13, 1.84, 4.10, 4.34, 6.82, 8.84, 10.98, 3.09, 5.93, 1.21, 9.64, 9.70, 10.03, 3.35, 6.06, 9.72, 10.28, 20.00, 7.59, 12.41, 20.00, 20.00, 1.24, 18.76, 6.52, 7.44, 6.04, 14.59, 5.41, 20.00, 20.00, 9.13, 10.87, 20.00, 20.00, 3.66, 9.52, 6.81, 20.00, 20.00, 3.43, 16.57, 20.00, 13.68, 6.32, 20.00, 3.68, 16.32, 20.00, 20.00, 2.62, 15.80, 6.97, 6.28, 5.91, 3.18, 10.67, 7.38, 1.19, 4.60, 7.89, 1.76, 5.72, 8.82, 11.22, 13.23, 4.01

ETTOMETRICHE: HM. 0 – HM. 1 – HM. 2 – HM. 3 – HM. 4 – HM. 5 – HM. 6 – HM. 7 – HM. 8 – HM. 9

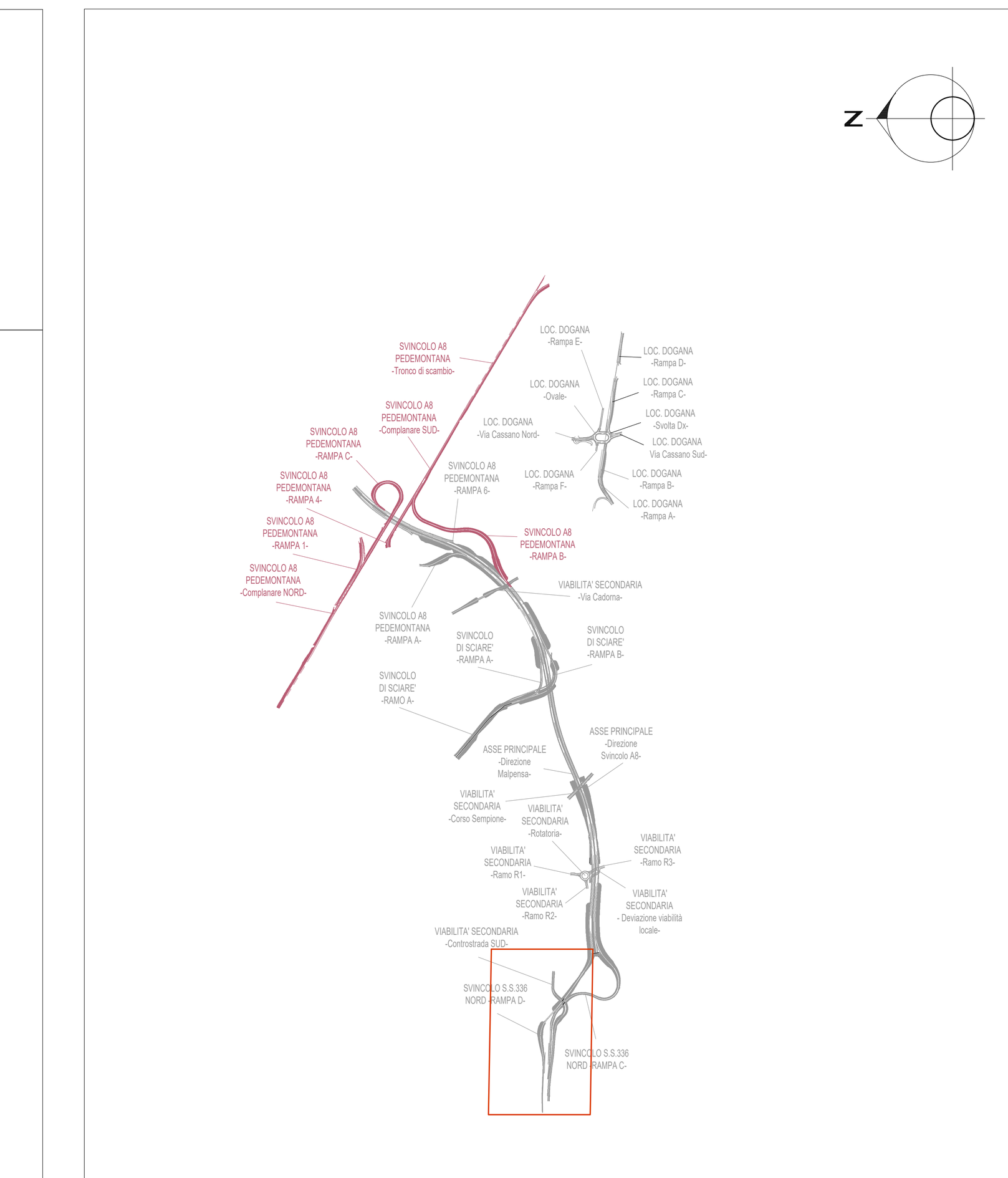

LEGENDA	
	COLLETTORE IN ACCIAIO Ø250 mm
	COLLETTORE IN ACCIAIO Ø400 mm
	COLLETTORE IN ACCIAIO Ø500 mm
	COLLETTORE IN ACCIAIO Ø600 mm
	COLLETTORE IN ACCIAIO Ø800 mm
	COLLETTORE IN PEAD Ø250 mm
	COLLETTORE IN PEAD Ø400 mm
	COLLETTORE IN PEAD Ø500 mm
	COLLETTORE IN PEAD Ø630 mm
	COLLETTORE IN PEAD Ø800 mm
	COLLETTORE IN PEAD Ø1000 mm
	COLLETTORE IN PEAD Ø1200 mm
	POZZETTO PREFABBRICATO IN C.A.
	CADITOIA VIADOTTO

PROFILO LONGITUDINALE CIGLIO DESTRO

SCALA 1:100/1:1000

NOME TRONCO	RAMPA C (SVINCOLO S.S.336 NORD) DX									
LUNGHEZZA (m) MATERIALE/DIAMETRO (mm)	39.98 m PEAD 250 mm	98.51 m PEAD 500 mm	41.42 m PEAD 400 mm	280 m PEAD 250 mm	114.62 m PEAD 400 mm		40 m PEAD 400 mm	38.18 m PEAD 500 mm	7.22 m PEAD 630 mm	91.86 m PEAD 500 m

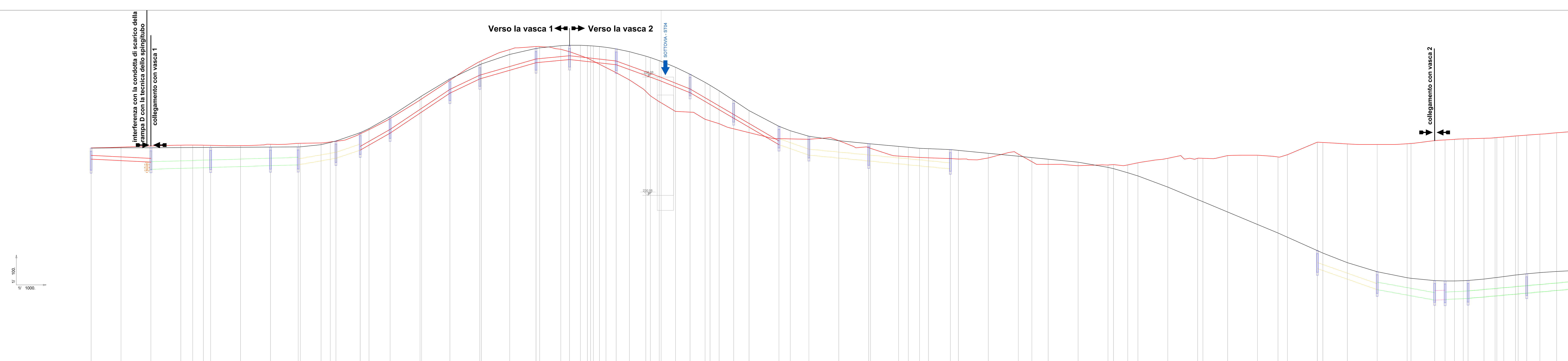

NUMERO SEZIONI	DISTANZE PROGRESSIVE	QUOTE DEL TERRENO	QUOTE DEL PROGETTO	QUOTE CIGLIO DESTRO	QUOTE SCORRIMENTO COLLETTORE
C-1	0.00	234.15	234.15	234.13	233.40
C-2	19.98	234.20	234.18	234.16	233.30
C-3	39.98	234.27	234.20	234.16	232.72
C-4	59.98	234.33	234.21	234.17	232.78
C-5	67.93	234.34	234.22	234.17	232.81
C-6	75.08	234.33	234.22	234.18	232.83
	79.92	234.32	234.22	234.18	232.84
C-8	99.92	234.30	234.23	234.19	232.90
C-9	119.92	234.39	234.25	234.20	232.96
C-10	138.49 / 139.92	234.45 / 234.46	234.26 / 234.26	234.21 / 234.22	233.02 / 233.04
C-12	153.75	234.48	234.41	234.36	233.28
	159.92	234.55	234.53	234.51	233.39
C-14	163.71	234.59	234.63	234.61	233.46
C-15	179.92	235.09	235.20	235.16	234.00
C-16	185.81	235.37	235.47	235.44	234.33
C-17	199.92	236.11	236.27	236.23	235.13
C-18	219.92 / 220.99	237.35 / 237.42	237.58 / 237.65	237.54 / 237.61	236.47 / 236.54
C-20	239.92	238.67	238.79	238.75	237.80
C-21	259.92 / 260.99	239.92 / 239.97	239.75 / 239.79	239.71 / 239.75	238.76 / 238.79
C-23	279.92	240.71	240.44	240.39	239.33
C-24	297.48 / 299.92	240.91 / 240.91	240.83 / 240.87	240.79 / 240.83	239.84 / 239.86
C-25_A	314.02	240.73	241.02	240.98	239.99
	319.92	240.57	241.05	241.00	2310.05
C-26_A	327.17	240.31	241.05	241.00	239.97
	331.84 / 333.97 / 335.82	240.14 / 240.04 / 239.94	241.03 / 241.01 / 241.00	240.98 / 240.97 / 240.95	239.92 / 239.89 / 239.87
C-28	339.92	239.73	240.96	240.92	239.83
	344.26	239.51	240.91	240.86	239.78
C-28_B	351.08	239.17	240.80	240.76	239.70
C-29	359.92	238.69	240.62	240.58	239.38
C-29_A	370.89 / 373.98	237.92 / 237.62	240.32 / 240.22	240.28 / 240.18	238.98 / 238.87
C-31	379.92 / 381.13	237.23 / 237.16	240.01 / 239.97	239.97 / 239.93	238.66 / 238.61
C-32_A	390.77	236.58	239.57	239.53	238.22
C-33	400.47	236.54	239.12	239.07	237.83
C-33_A	410.50 / 413.86	236.06 / 235.96	238.58 / 238.39	238.53 / 238.33	237.25 / 237.05
C-35	419.92	235.76	238.02	237.96	236.70
C-35_A	429.63	235.42	237.38	237.32	236.13
C-36	439.92	235.17	236.70	236.64	235.53
C-37	459.92	234.77	235.65	235.59	234.37
C-38	467.50	234.75	235.35	235.29	234.10
C-39	479.92	234.73	234.99	234.93	233.67
C-40	499.92	234.63	234.69	234.63	233.47
C-41	519.92 / 521.15	234.16 / 234.12	234.49 / 234.48	234.43 / 234.42	233.28 / 233.27
C-43	539.92	233.60	234.30	234.25	233.08
C-44	546.44	233.56	234.23	234.19	233.02
C-45	553.88	233.51	234.16	234.12	232.95
	559.92	233.49	234.10	234.10	232.89
C-47	574.51 / 579.92	233.43 / 233.40	233.96 / 233.90	234.04 / 233.98	232.75
C-49	599.92	233.48	233.71	233.79	
C-50	619.92	233.74	233.51	233.59	
C-51	629.04	233.23	233.42	233.50	
C-52	639.92	233.05	233.32	233.40	
C-53	659.92	232.96	233.11	233.19	
C-54	679.92 / 683.58	233.01 / 233.03	232.77 / 232.68	232.85 / 232.76	
C-56	693.10	233.01	232.43	232.49	
C-57	699.92	233.15	232.22	232.28	
C-58	719.92	233.46	231.48	231.53	
C-59	739.92 / 743.35	233.46 / 233.45	230.64 / 230.50	230.70 / 230.56	
C-61	759.92	233.64	229.81	229.87	
C-62	779.92	233.66	228.98	229.04	
C-63	793.59	233.54	228.41	228.47	
	799.92	233.70	228.15	228.18	
C-65	819.92 / 823.59	234.53 / 234.51	227.32 / 227.16	227.29 / 227.13	226.09 / 225.96
C-67	839.92	234.41	226.54	226.49	225.39
C-68	859.92	234.38	225.95	225.88	224.68
C-69	879.92 / 882.53	234.43 / 234.45	225.56 / 225.52	225.48 / 225.44	224.32 / 224.27
C-70_A	898.34	234.64	225.38	225.29	223.99
	905.31	234.68	225.36	225.26	224.02
C-72	911.60	234.72	225.35	225.26	224.05
C-73_A	917.50 / 920.68	234.75 / 234.76	225.37 / 225.39	225.28 / 225.30	224.08 / 224.10
C-73_B	931.35	234.79	225.48	225.39	224.19
C-74	938.72 / 939.92	234.83 / 234.84	225.57 / 225.59	225.48 / 225.50	224.26 / 224.27
	944.52	234.88	225.65	225.56	224.31
C-75	952.41 / 954.17	234.94 / 234.96	225.75 / 225.77	225.66 / 225.68	224.38 / 224.40
C-76	959.89	235.00	225.84	225.74	224.45
C-76_A	968.71	235.07	225.92	225.82	224.53
C-77	979.94	235.16	226.00	225.90	224.63
C-77_A	993.16 / 997.17	235.26 / 235.29	226.07 / 226.09	225.96 / 225.98	224.75 / 224.78

DISTANZE PARZIALI: 19.98, 20.00, 20.00, 7.95, 7.15, 4.84, 20.00, 20.00, 18.58, 1.42, 13.83, 6.17, 3.79, 16.21, 5.89, 14.11, 20.00, 1.06, 18.92, 20.00, 1.06, 18.92, 17.57, 2.43, 14.10, 5.90, 7.25, 4.67, 2.13, 1.84, 4.10, 4.34, 6.82, 8.84, 10.98, 3.09, 5.93, 1.21, 9.64, 9.70, 10.03, 3.35, 6.06, 9.72, 10.28, 20.00, 7.59, 12.41, 20.00, 20.00, 1.24, 18.76, 6.52, 7.44, 6.04, 14.59, 5.41, 20.00, 20.00, 9.13, 10.87, 20.00, 20.00, 3.66, 9.52, 6.81, 20.00, 20.00, 3.43, 16.57, 20.00, 13.68, 6.32, 20.00, 3.68, 16.32, 20.00, 20.00, 2.62, 15.80, 6.97, 6.28, 5.91, 3.18, 10.67, 7.38, 1.19, 4.60, 7.89, 1.76, 5.72, 8.82, 11.22, 13.23, 4.01

ETTOMETRICHE: HM. 0 – HM. 1 – HM. 2 – HM. 3 – HM. 4 – HM. 5 – HM. 6 – HM. 7 – HM. 8 – HM. 9

ANAS S.p.A.

Direzione Progettazione e Realizzazione Lavori

NUOVA S.S. 341 "GALLARATESE" - TRATTO DA SAMARATE A CONFINE CON LA PROVINCIA DI NOVARA - TRATTO NORD

STRALCIO FUNZIONALE DAL KM 6+500 (SVINCOLO S.S. 336 NORD) AL KM 8+844 (SVINCOLO AUTOSTRADA A8) "BRETELLA DI GALLARATE"

PROGETTO ESECUTIVO

STUDIO CORONA – Ing. Renato Vaira (Ordine degli Ingg. di Torino e Provincia n° 4663 W)
Ingegneria del Territorio s.r.l. – Ing. Valerio Bajetti (Ordine degli Ingg. di Roma e provincia n° A-26211)
ING. RENATO DEL PRETE – Ing. Renato Del Prete (Ordine degli Ingg. di Bari e provincia n° 5073)
ECOPLAN – Arch. Nicoletta Frattini (Ordine degli Arch. di Torino e provincia n° A-8433)
E&G Engineering & Graphics S.r.l. – Ing. Gabriele Incecchi (Ordine degli Ingg. di Roma e provincia n° A-12102)
CONSORZIO UNING – Società designata GA&M – Prof. Ing. Matteo Ranieri (Ordine degli Ingg. di Bari e provincia n° 1137)
SETAC Srl Servizi & Engineering Trasporti Ambiente Costruzioni – Prof. Ing. Luigi Monterisi (Ordine degli Ingg. di Bari e provincia n° 1771)
ARKE' INGEGNERIA s.r.l. – Ing. Gioacchino Angarano (Ordine degli Ingg. di Bari e provincia n° 5970)
DOTT. GEOL. DANILO GALLO – Dott. Geol. Danilo Gallo (Ordine dei Geologi della Regione Puglia n° 588)

VISTO: IL RESPONSABILE DEL PROCEDIMENTO	RESPONSABILE INTEGRAZIONE DELLE PRESTAZIONI SPECIALISTICHE	IL PROGETTISTA FIRMATARIO DELLA PRESTAZIONE	GEOLOGO	COORDINATORE DELLA SICUREZZA IN FASE DI PROGETTAZIONE
Dott. Ing. Giancarlo LUONGO	Ing. Renato DEL PRETE	Ing. Valerio BAJETTI	Prof. Ing. Geol. Luigi MONTERISI	Ing. Gaetano RANIERI

FB031

F-PROGETTO IDRAULICO

FB - RACCOLTA ACQUE DI PIATTAFORMA

Profilo smaltimento acque di piattaforma
Svincolo SS366 NORD RAMPA C

CODICE PROGETTO			NOME FILE	REVISIONE	SCALA:
PROGETTO	LIV. PROG.	N. PROG.	FB031-P00ID02IDRFP23_A.dwg		
MI533	E	1801	CODICE ELAB. P00ID02IDRFP23	A	1:1000/1:100

REV.	DESCRIZIONE	DATA	REDATTO	VERIFICATO	APPROVATO
C					
B					
A	EMISSIONE	Maggio 2021	ING. NICOLA DEL DUCA	ING. VALERIO BAJETTI	ING. RENATO DEL PRETE