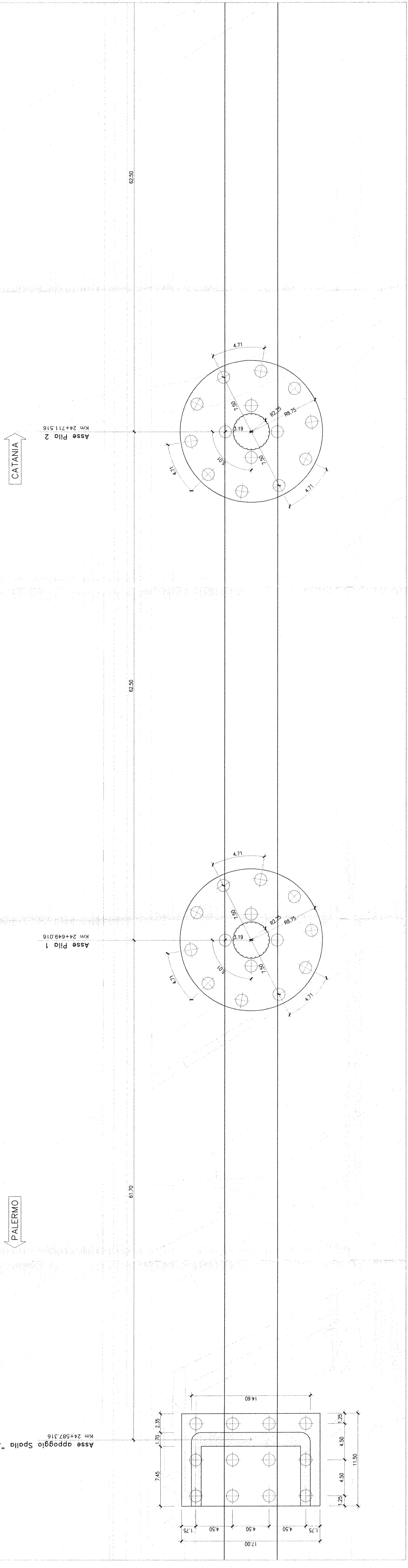
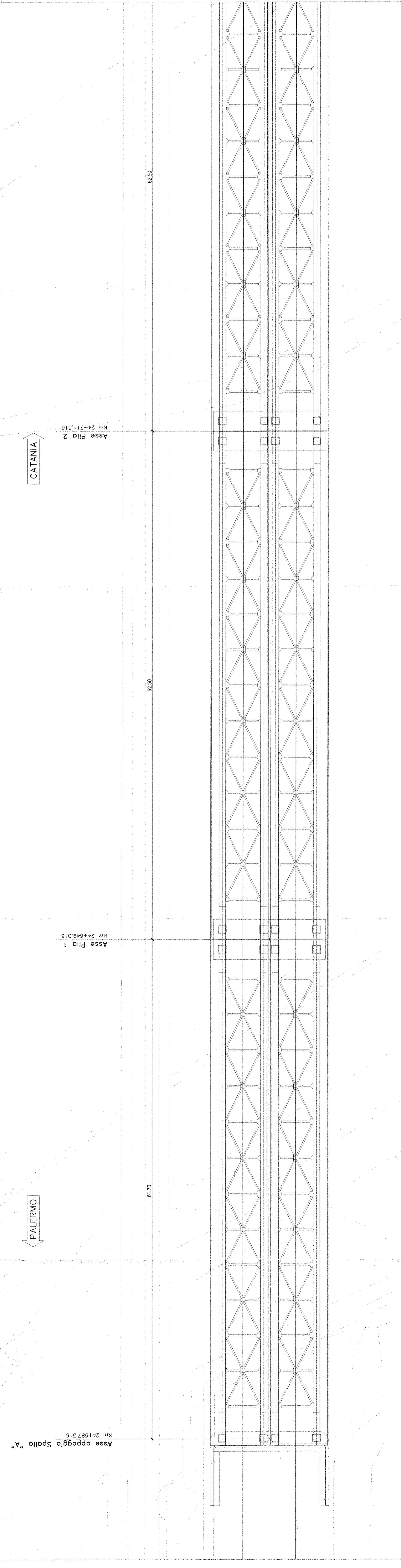


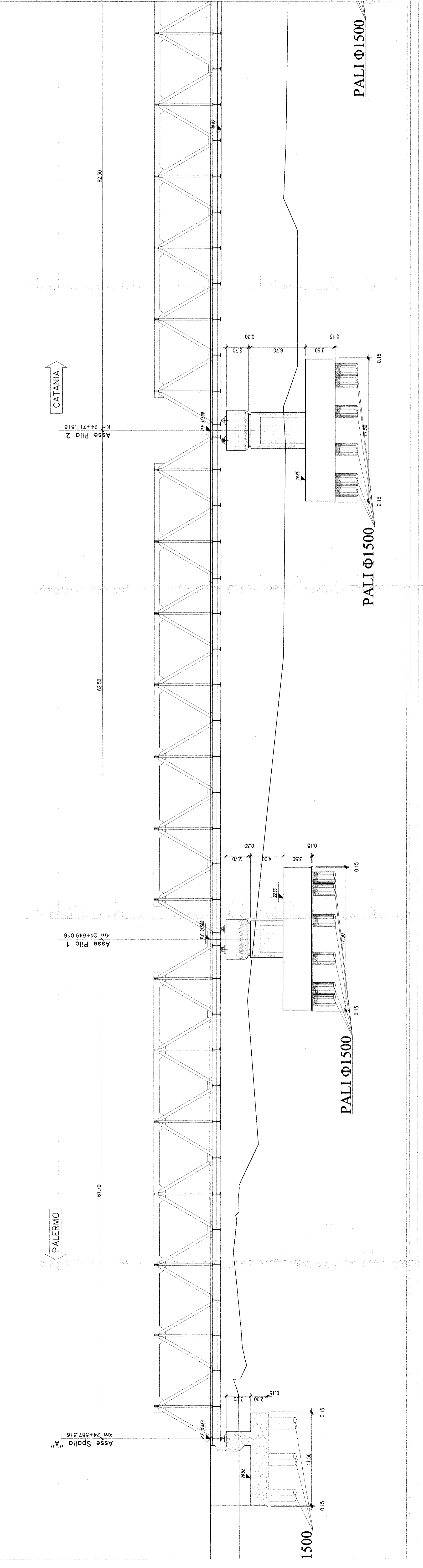
PIANTA FONDAZIONI da 'Sp.A' a 'P.2'
Scala 1:200



PIANTA IMPALCATO da 'Sp.A' a 'P.2'
Scala 1:200



SEZIONE LONGITUDINALE da 'Sp.A' a 'P.2'
Scala 1:200



SEZIONE TIPO
Scala 1:100

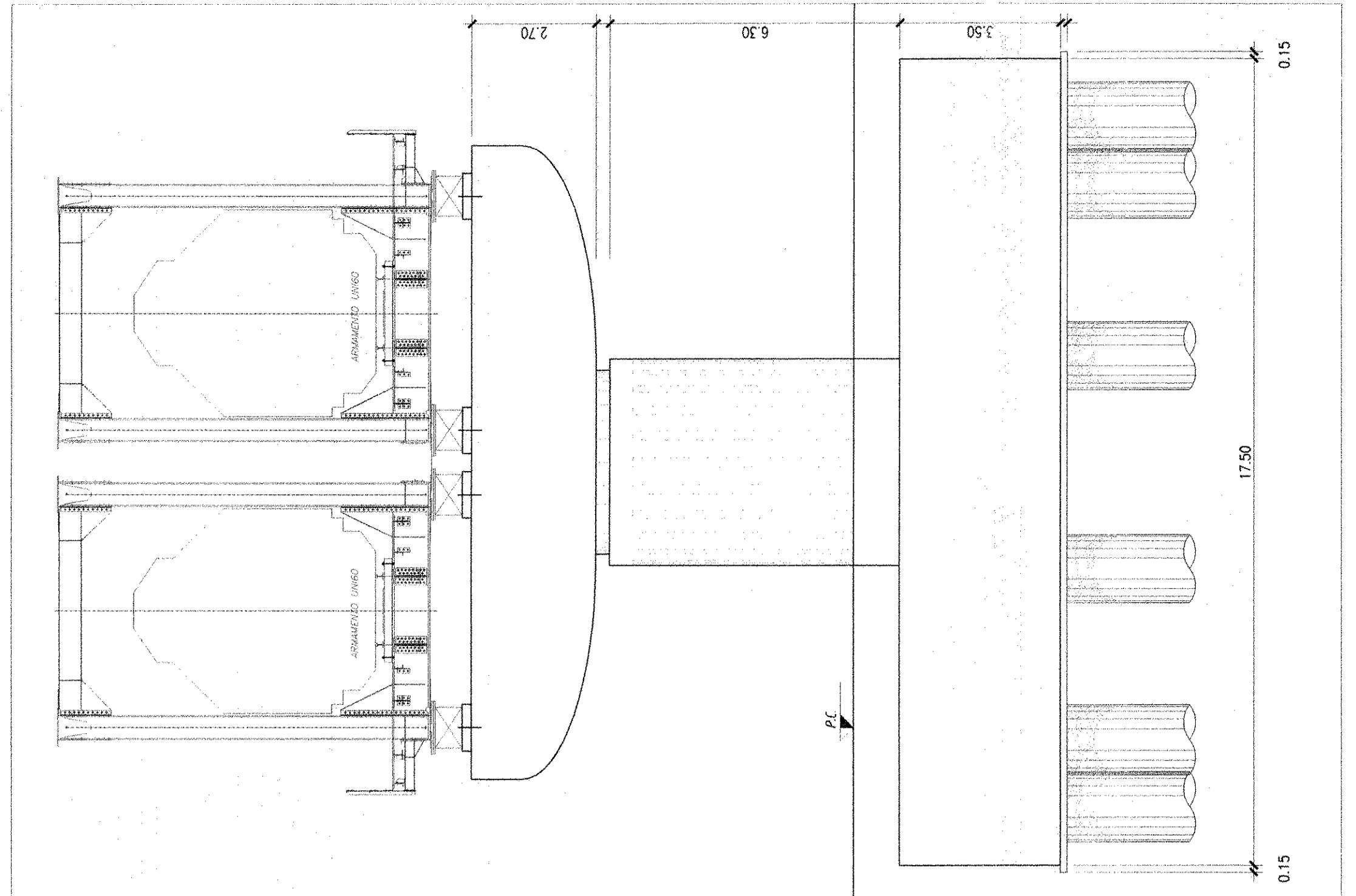


TABELLA MATERIALI

CALCESTRUZZO		ACCIAIO	
Descrizione	Quantità (m³)	Descrizione	Quantità (t)
1. C18/20	120.00	1. Acciaio S235	120.00
2. C20/25	100.00	2. Acciaio S355	100.00
3. C25/30	80.00	3. Acciaio S420	80.00
4. C30/37	60.00	4. Acciaio S500	60.00
5. C35/45	40.00	5. Acciaio S550	40.00
6. C40/50	20.00	6. Acciaio S600	20.00
7. C45/55	10.00	7. Acciaio S690	10.00
8. C50/60	5.00	8. Acciaio S700	5.00
9. C55/65	2.50	9. Acciaio S750	2.50
10. C60/70	1.25	10. Acciaio S800	1.25
11. C65/75	0.625	11. Acciaio S850	0.625
12. C70/80	0.3125	12. Acciaio S900	0.3125
13. C75/85	0.15625	13. Acciaio S950	0.15625
14. C80/90	0.078125	14. Acciaio S1000	0.078125
15. C85/95	0.0390625	15. Acciaio S1050	0.0390625
16. C90/100	0.01953125	16. Acciaio S1100	0.01953125
17. C95/105	0.009765625	17. Acciaio S1150	0.009765625
18. C100/110	0.0048828125	18. Acciaio S1200	0.0048828125
19. C105/115	0.00244140625	19. Acciaio S1250	0.00244140625
20. C110/120	0.001220703125	20. Acciaio S1300	0.001220703125
21. C115/125	0.0006103515625	21. Acciaio S1350	0.0006103515625
22. C120/130	0.00030517578125	22. Acciaio S1400	0.00030517578125
23. C125/135	0.000152587890625	23. Acciaio S1450	0.000152587890625
24. C130/140	0.0000762939453125	24. Acciaio S1500	0.0000762939453125
25. C135/145	0.00003814697265625	25. Acciaio S1550	0.00003814697265625
26. C140/150	0.000019073486328125	26. Acciaio S1600	0.000019073486328125
27. C145/155	0.0000095367431640625	27. Acciaio S1650	0.0000095367431640625
28. C150/160	0.00000476837158203125	28. Acciaio S1700	0.00000476837158203125
29. C155/165	0.000002384185791015625	29. Acciaio S1750	0.000002384185791015625
30. C160/170	0.0000011920928955078125	30. Acciaio S1800	0.0000011920928955078125
31. C165/175	0.00000059604644775390625	31. Acciaio S1850	0.00000059604644775390625
32. C170/180	0.000000298023223876953125	32. Acciaio S1900	0.000000298023223876953125
33. C175/185	0.0000001490116119384765625	33. Acciaio S1950	0.0000001490116119384765625
34. C180/190	0.00000007450580596923828125	34. Acciaio S2000	0.00000007450580596923828125
35. C185/195	0.000000037252902984619140625	35. Acciaio S2050	0.000000037252902984619140625
36. C190/200	0.0000000186264514923095703125	36. Acciaio S2100	0.0000000186264514923095703125
37. C195/205	0.0000000093132257461147890625	37. Acciaio S2150	0.0000000093132257461147890625
38. C200/210	0.00000000465661287305739453125	38. Acciaio S2200	0.00000000465661287305739453125
39. C205/215	0.000000002328306436528697265625	39. Acciaio S2250	0.000000002328306436528697265625
40. C210/220	0.0000000011641532182643486328125	40. Acciaio S2300	0.0000000011641532182643486328125
41. C215/225	0.000000000582076609132174343765625	41. Acciaio S2350	0.000000000582076609132174343765625
42. C220/230	0.0000000002910383045660871718828125	42. Acciaio S2400	0.0000000002910383045660871718828125
43. C225/235	0.00000000014551915228304358594140625	43. Acciaio S2450	0.00000000014551915228304358594140625
44. C230/240	0.000000000072759576141521792923828125	44. Acciaio S2500	0.000000000072759576141521792923828125
45. C235/245	0.0000000000363797880707608964619140625	45. Acciaio S2550	0.0000000000363797880707608964619140625
46. C240/250	0.00000000001818989403538044823095703125	46. Acciaio S2600	0.00000000001818989403538044823095703125
47. C245/255	0.0000000000090949470176902241154619140625	47. Acciaio S2650	0.0000000000090949470176902241154619140625
48. C250/260	0.0000000000045474735088451120576923828125	48. Acciaio S2700	0.0000000000045474735088451120576923828125
49. C255/265	0.0000000000022737367544225560286964619140625	49. Acciaio S2750	0.0000000000022737367544225560286964619140625
50. C260/270	0.00000000000113686837721127776284823095703125	50. Acciaio S2800	0.00000000000113686837721127776284823095703125
51. C265/275	0.0000000000005684341885588888814141154619140625	51. Acciaio S2850	0.0000000000005684341885588888814141154619140625
52. C270/280	0.0000000000002842170942794444407076923828125	52. Acciaio S2900	0.0000000000002842170942794444407076923828125
53. C275/285	0.000000000000142108547114722220354619140625	53. Acciaio S2950	0.000000000000142108547114722220354619140625
54. C280/290	0.000000000000071054273557361110176923828125	54. Acciaio S3000	0.000000000000071054273557361110176923828125
55. C285/295	0.0000000000000355271367786805550884823095703125	55. Acciaio S3050	0.0000000000000355271367786805550884823095703125
56. C290/300	0.0000000000000177635683893402775441154619140625	56. Acciaio S3100	0.0000000000000177635683893402775441154619140625
57. C295/305	0.00000000000000888178419471701110176923828125	57. Acciaio S3150	0.00000000000000888178419471701110176923828125
58. C300/310	0.000000000000004440892097358505550884823095703125	58. Acciaio S3200	0.000000000000004440892097358505550884823095703125
59. C305/315	0.000000000000002220446048679277775441154619140625	59. Acciaio S3250	0.000000000000002220446048679277775441154619140625
60. C310/320	0.00000000000000111022302433963888814141154619140625	60. Acciaio S3300	0.00000000000000111022302433963888814141154619140625
61. C315/325	0.00000000000000055511151216931944407076923828125	61. Acciaio S3350	0.00000000000000055511151216931944407076923828125
62. C320/330	0.00000000000000027755575608471701110176923828125	62. Acciaio S3400	0.00000000000000027755575608471701110176923828125
63. C325/335	0.0000000000000001387778780423550884823095703125	63. Acciaio S3450	0.0000000000000001387778780423550884823095703125
64. C330/340	0.0000000000000000693889390211775441154619140625	64. Acciaio S3500	0.0000000000000000693889390211775441154619140625
65. C335/345	0.00000000000000003469446951058877275441154619140625	65. Acciaio S3550	0.00000000000000003469446951058877275441154619140625
66. C340/350	0.0000000000000000173472347552943888814141154619140625	66. Acciaio S3600	0.0000000000000000173472347552943888814141154619140625
67. C345/355	0.0000000000000000086736173776471944407076923828125	67. Acciaio S3650	0.0000000000000000086736173776471944407076923828125
68. C350/360	0.00000000000000000433680868882371701110176923828125	68. Acciaio S3700	0.00000000000000000433680868882371701110176923828125
69. C355/365	0.0000000000000000021684043444117505550884823095703125	69. Acciaio S3750	0.0000000000000000021684043444117505550884823095703125
70. C360/370	0.00000000000000000108420217220587775441154619140625	70. Acciaio S3800	0.00000000000000000108420217220587775441154619140625
71. C365/375	0.00000000000000000054210108610293888814141154619140625	71. Acciaio S3850	0.00000000000000000054210108610293888814141154619140625
72. C370/380	0.00000000000000000027105054305146944407076923828125	72. Acciaio S3900	0.00000000000000000027105054305146944407076923828125
73. C375/385	0.00000000000000000013552527152573471944407076923828125	73. Acciaio S3950	0.00000000000000000013552527152573471944407076923828125
74. C380/390	0.000000000000000000067762635762871944407076923828125	74. Acciaio S4000	0.000000000000000000067762635762871944407076923828125
75. C385/395	0.0000000000000000000338813178814393573471944407076923828125	75. Acciaio S4050	0.0000000000000000000338813178814393573471944407076923828125
76. C390/400	0.00000000000000000001694065894071967871944407076923828125	76. Acciaio S4100	0.00000000000000000001694065894071967871944407076923828125
77. C395/405	0.000000000000000000008470329470388393573471944407076923828125	77. Acciaio S4150	0.000000000000000000008470329470388393573471944407076923828125
78. C400/410	0.0000000000000000000042351647351941967871944407076923828125	78. Acciaio S4200	0.0000000000000000000042351647351941967871944407076923828125
79. C405/415	0.00000000000000000000211758236767597088393573471944407076923828125	79. Acciaio S4250	0.00000000000000000000211758236767597088393573471944407076923828125
80. C410/420	0.0000000000000000000010587911838379871944407076923828125	80. Acciaio S4300	0.0000000000000000000010587911838379871944407076923828125
81. C415/425	0.00000000000000000000052939559191967871944407076923828125	81. Acciaio S4350	0.00000000000000000000052939559191967871944407076923828125
82. C420/430	0.0000000000000000000002646977959598393573471944407076923828125	82. Acciaio S4400	0.0000000000000000000002646977959598393573471944407076923828125
83. C425/435	0.00000000000000000000013234889797991967871944407076923828125	83. Acciaio S4450	0.00000000000000000000013234889797991967871944407076923828125
84. C430/440	0.0000000000000000000000661744489899598393573471944407076923828125	84. Acciaio S4500	0.0000000000000000000000661744489899598393573471944407076923828125
85. C435/445	0.000000000000000000000033087224494979871944407076923828125	85. Acciaio S4550	0.000000000000000000000033087224494979871944407076923828125
86. C440/450	0.0000000000000000000000165436122474893573471944407076923828125	86. Acciaio S4600	0.0000000000000000000000165436122474893573471944407076923828125
87. C445/455	0.000000000000000000000008271806123744893573471944407076923828125	87. Acciaio S4650	0.000000000000000000000008271806123744893573471944407076923828125
88. C450/460	0.0000000000000000000000041359030618722474893573471944407076923828125	88. Acciaio S4700	0.0000000000000000000000041359030618722474893573471944407076923828125
89. C455/465	0.00000000000000000000000206795153093618722474893573471944407076923828125	89. Acciaio S4750	0.00000000000000000000000206795153093618722474893573471944407076923828125
90. C460/470	0.00000000000000000000000103397576546818722474893573471944407076923828125	90. Acciaio S4800	0.00000000000000000000000103397576546818722474893573471944407076923828125
91. C465/475	0.000000000000000000000000516987882734093618722474893573471944407076923828125	91. Acciaio S4850	0.000000000000000000000000516987882734093618722474893573471944407076923828125
92. C470/480	0.000000000000000000000000258493941367093618722474893573471944407076923828125	92. Acciaio S4900	0.0000000000000000000000002584939413670936187224748935