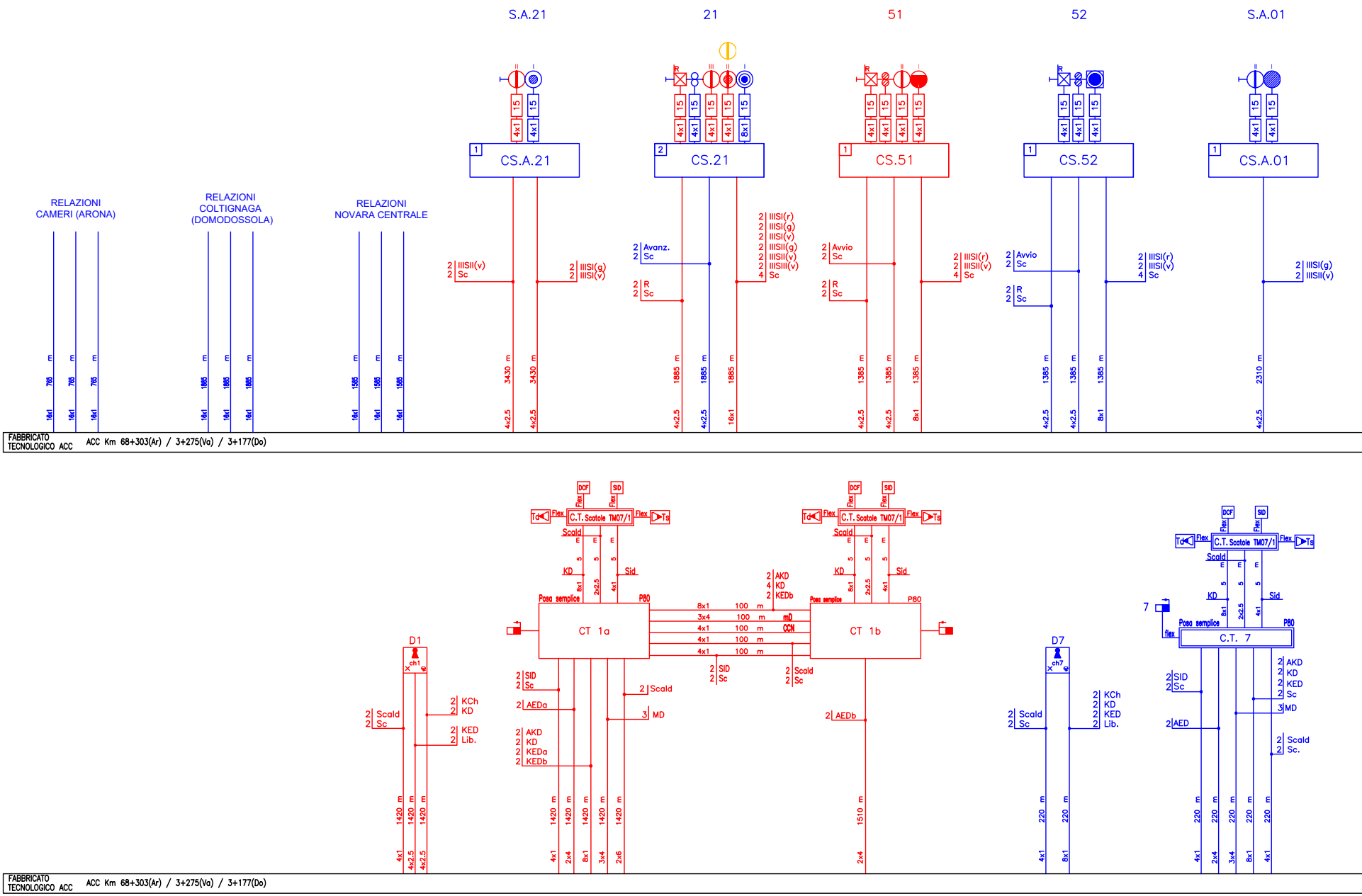
S.A.21
21
51
52
S.A.01
CS.A.21
CS.21
CS.51
CS.52
CS.A.01
RELAZIONI CAMERI (ARONA)
RELAZIONI COLTIGNAGA (DOMODOSSOLA)
RELAZIONI NOVARA CENTRALE
2 IIISII(v) 2 Sc
2 IIISI(g) 2 IIISI(v)
2 Avanz. 2 Sc
2 R 2 Sc
2 IIISI(r) 2 IIISI(g) 2 IIISI(v) 2 IIISII(g) 2 IIISII(v) 2 IIISIII(v) 4 Sc
2 Avvio 2 Sc
2 IIISI(r) 2 IIISII(v) 4 Sc
2 IIISI(r) 2 IIISI(v) 4 Sc
2 IIISI(g) 2 IIISII(v)
3430 m
1885 m
1385 m
2310 m
765 m
1585 m
FABBRICATO TECNOLOGICO ACC
ACC Km 68+303(Ar) / 3+275(Va) / 3+177(Do)
C.T. Scatole TM07/1
DCF
SID
Flex
Td
Ts
Scald
KD
Sid
Posa semplice
P80
CT 1a
CT 1b
C.T. 7
7
D1
D7
8x1 100 m
3x4 100 m
4x1 100 m
2 AKD 4 KD 2 KEDb
mD
CCN
2 SID 2 Sc
2 Scald 2 Sc
2 AEDa
2 AEDb
2 AED
3 MD
2 AKD 2 KD 2 KEDa 2 KEDb
2 KCh 2 KD
2 KED 2 Lib.
2 KCh 2 KD 2 KED 2 Lib.
2 AKD 2 KD 2 KED 2 Sc
1420 m
1510 m
220 m
FABBRICATO TECNOLOGICO ACC
ACC Km 68+303(Ar) / 3+275(Va) / 3+177(Do)

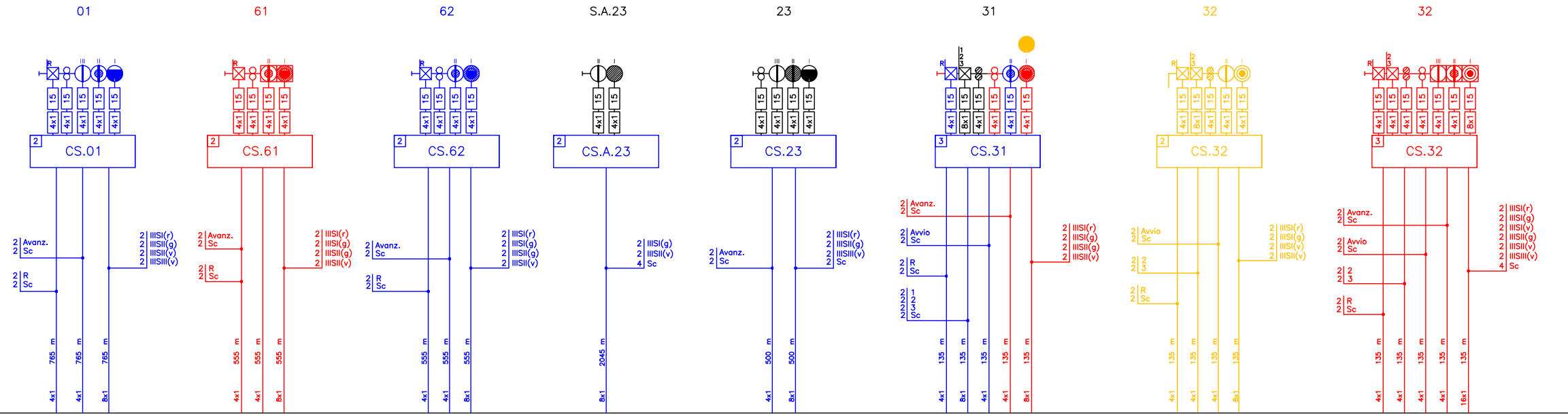

01
61
62
S.A.23
23
31
32
32
CS.01
CS.61
CS.62
CS.A.23
CS.23
CS.31
CS.32
CS.32
Avanz.
Sc
R
Sc
Avvio
IIISI(r)
IIISI(g)
IIISII(g)
IIISII(v)
IIISIII(v)
15
4x1
8x1
16x1
765 m
555 m
2045 m
500 m
135 m

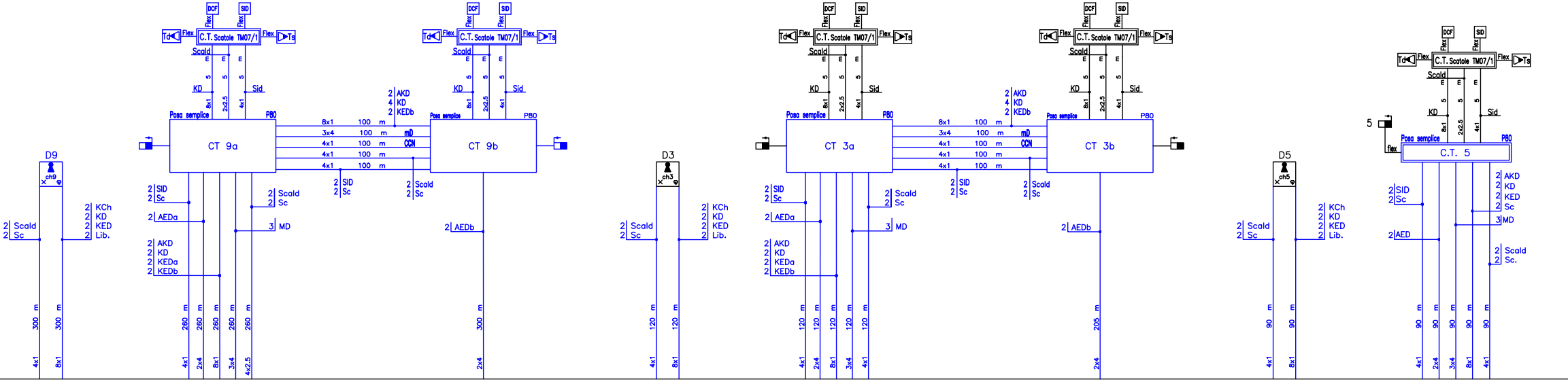

D9
D3
D5
CT 9a
CT 9b
CT 3a
CT 3b
C.T. 5
C.T. Scatole TM07/1
DCF
SID
Flex
Td
Ts
Scald
KD
Sid
Posa semplice
P80
8x1
3x4
4x1
100 m
mD
CCN
AKD
KD
KEDb
SID
Sc
Scald
AEDa
AEDb
AED
MD
KEDa
KCh
KED
Lib.
300 m
260 m
120 m
205 m
90 m
2x4
4x2.5
2x2.5
5
flex

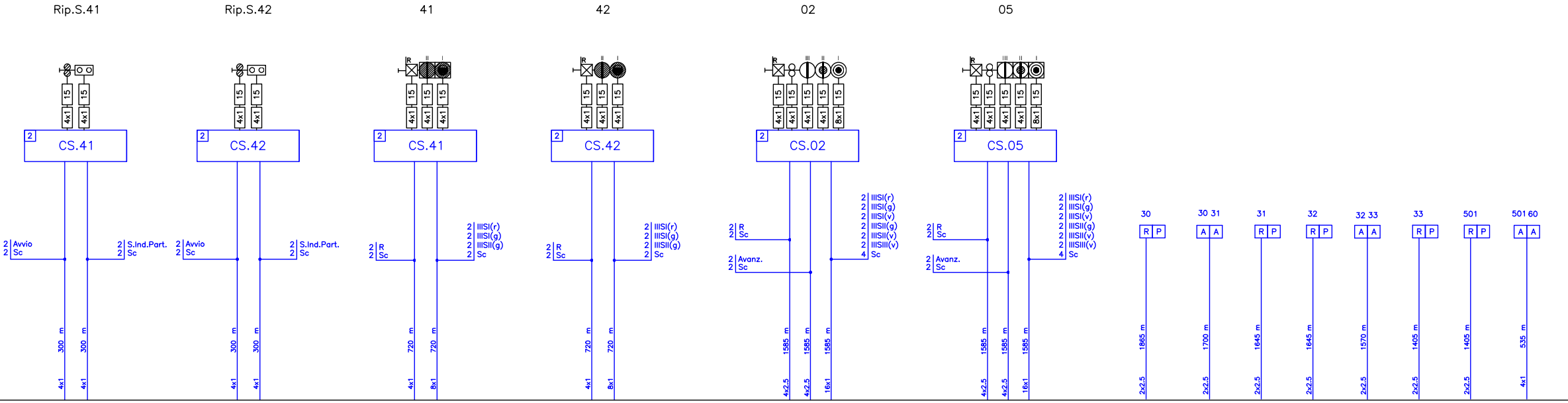
Rip.S.41
Rip.S.42
41
42
02
05
CS.41
CS.42
CS.41
CS.42
CS.02
CS.05
2 Avvio
2 Sc
2 S.Ind.Part.
2 Sc
2 R
2 Sc
2 Avanz.
2 Sc
2 IIISI(r)
2 IIISI(g)
2 IIISI(v)
2 IIISII(g)
2 IIISII(v)
2 IIISIII(v)
4 Sc
15
4x1
8x1
30
30 31
31
32
32 33
33
501
501 60
R P
A A
300 m
720 m
1585 m
1865 m
1700 m
1645 m
1570 m
1405 m
535 m
4x1
8x1
16x1
4x2.5
2x2.5

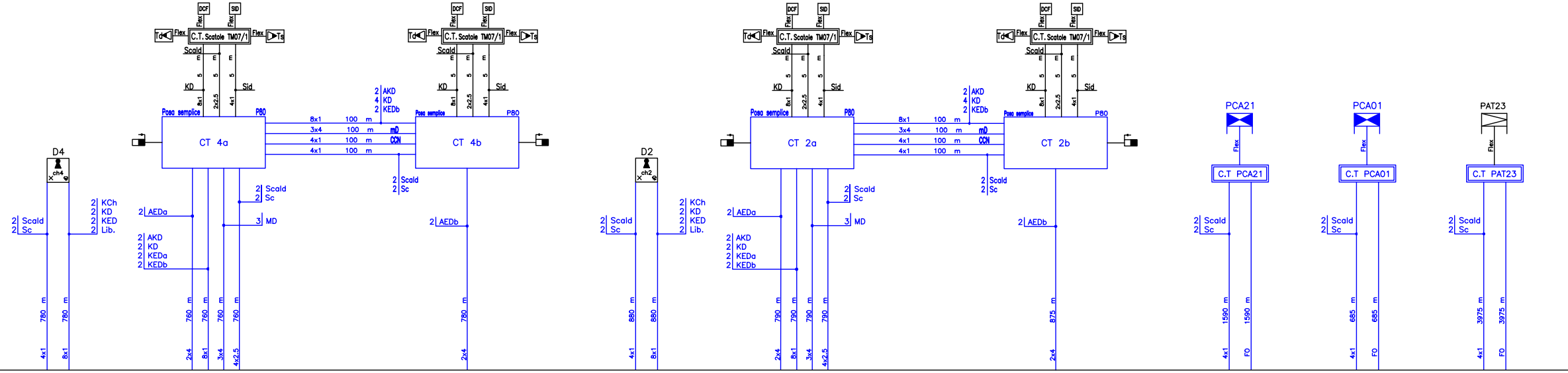
D4
D2
ch4
ch2
CT 4a
CT 4b
CT 2a
CT 2b
C.T. Scatole TM07/1
DCF
SID
Td
Ts
Flex
Scald
KD
Sid
Posa semplice
P80
8x1 100 m
3x4 100 m
4x1 100 m
4x1 100 m
mD
CCN
2 AKD
4 KD
2 KEDb
2 Scald
2 Sc
2 AEDa
2 AEDb
2 AKD
2 KD
2 KEDa
2 KEDb
3 MD
2 KCh
2 KD
2 KED
2 Lib.
PCA21
PCA01
PAT23
C.T PCA21
C.T PCA01
C.T PAT23
780 m
760 m
880 m
790 m
875 m
1590 m
685 m
3975 m
4x1
8x1
2x4
3x4
4x2.5
FO

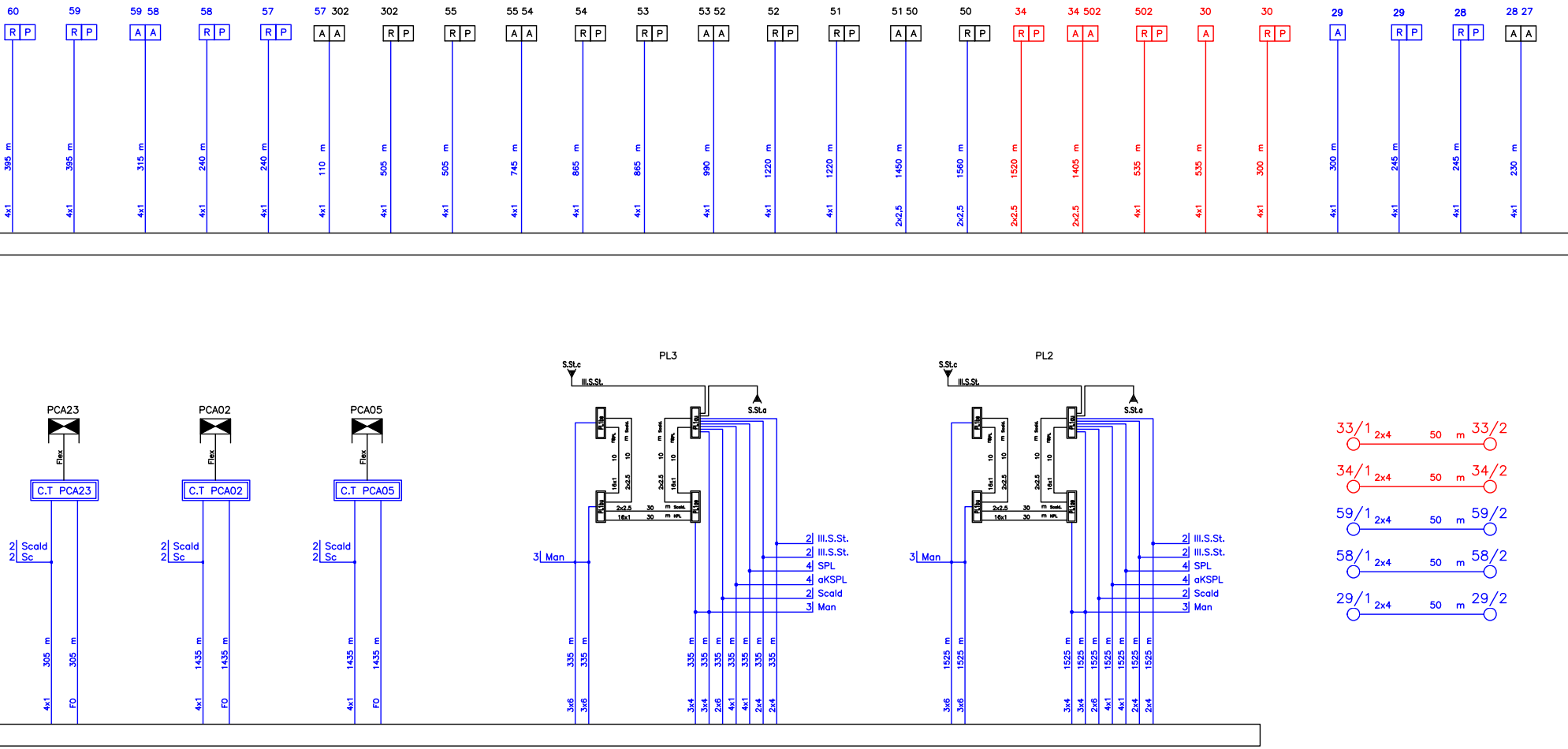
60
R P
395 m
4x1
59
R P
395 m
4x1
59 58
A A
315 m
4x1
58
R P
240 m
4x1
57
R P
240 m
4x1
57 302
A A
110 m
4x1
302
R P
505 m
4x1
55
R P
505 m
4x1
55 54
A A
745 m
4x1
54
R P
865 m
4x1
53
R P
865 m
4x1
53 52
A A
990 m
4x1
52
R P
1220 m
4x1
51
R P
1220 m
4x1
51 50
A A
1450 m
2x2,5
50
R P
1560 m
2x2,5
34
R P
1520 m
2x2,5
34 502
A A
1405 m
2x2,5
502
R P
535 m
4x1
30
A
535 m
4x1
30
R P
300 m
4x1
29
A
300 m
4x1
29
R P
245 m
4x1
28
R P
245 m
4x1
28 27
A A
230 m
4x1
PCA23
Flex
C.T PCA23
2 Scald
2 Sc
305 m
4x1
305 m
FO
PCA02
Flex
C.T PCA02
2 Scald
2 Sc
1435 m
4x1
1435 m
FO
PCA05
Flex
C.T PCA05
2 Scald
2 Sc
1435 m
4x1
1435 m
FO
PL3
S.St.c
III.S.St.
S.St.a
PL1be
PL1bu
PL1au
PL1ab
m Scald.
10
2x2.5
KPL
10
16x1
2x2.5 30 m Scald.
16x1 30 m KPL
3 Man
2 III.S.St.
2 III.S.St.
4 SPL
4 aKSPL
2 Scald
3 Man
335 m
3x6
335 m
3x6
335 m
3x4
335 m
3x4
335 m
2x6
335 m
4x1
335 m
4x1
335 m
2x4
335 m
2x4
PL2
S.St.c
III.S.St.
S.St.a
PL1be
PL1bu
PL1au
PL1ab
m Scald.
10
2x2.5
KPL
10
16x1
2x2.5 30 m Scald.
16x1 30 m KPL
3 Man
2 III.S.St.
2 III.S.St.
4 SPL
4 aKSPL
2 Scald
3 Man
1525 m
3x6
1525 m
3x6
1525 m
3x4
1525 m
3x4
1525 m
2x6
1525 m
4x1
1525 m
4x1
1525 m
2x4
1525 m
2x4
33/1 2x4 50 m 33/2
34/1 2x4 50 m 34/2
59/1 2x4 50 m 59/2
58/1 2x4 50 m 58/2
29/1 2x4 50 m 29/2

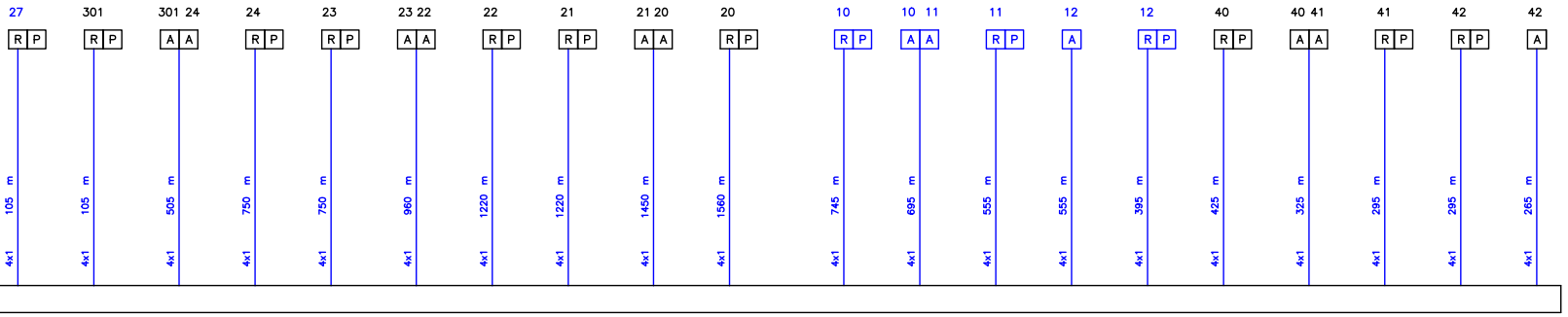
27
R P
105 m
4x1
301
R P
105 m
4x1
301 24
A A
505 m
4x1
24
R P
750 m
4x1
23
R P
750 m
4x1
23 22
A A
960 m
4x1
22
R P
1220 m
4x1
21
R P
1220 m
4x1
21 20
A A
1450 m
4x1
20
R P
1560 m
4x1
10
R P
745 m
4x1
10 11
A A
695 m
4x1
11
R P
555 m
4x1
12
A
555 m
4x1
12
R P
395 m
4x1
40
R P
425 m
4x1
40 41
A A
325 m
4x1
41
R P
295 m
4x1
42
R P
295 m
4x1
42
A
265 m
4x1

TABELLA RIEPILOGATIVA CAVI NUOVI

4x1	6.605m
8x1	3.620m
16x1	2.020m
2x2.5	2.935m
4x2.5	14.355m
2x4	3.030m
3x4	1.520m
2x6	1.420m

*Nota : Gli enti indicati nel piano cavi potrebbero subire modifiche in relazione al reale stato dell'impianto (piano cavi di input non ricevuto)

COMMITTENTE:

RFI
RETE FERROVIARIA ITALIANA
GRUPPO FERROVIE DELLO STATO ITALIANE

PROGETTAZIONE:

ITALFERR
GRUPPO FERROVIE DELLO STATO ITALIANE

U.O. TECNOLOGIE NORD

PROGETTO DEFINITIVO

NODO DI NOVARA
1^ FASE PRG DI VIGNALE
Appalto 1

ACC VIGNALE (Fase 1C)

Piano Cavi R/G (Fase 1C)

SCALA:
-:---

COMMESSA	LOTTO	FASE	ENTE	TIPO DOC.	OPERA/DISCIPLINA	PROGR.	REV.
NM0Y	01	D	58	PX	AC02C2	001	A

Rev.	Descrizione	Redatto	Data	Verificato	Data	Approvato	Data	Autorizzato Data
A	Prima Emissione	G. Bartoletti	Febbraio 2021	M. Fasoglio	Febbraio 2021	F. Perrone	Febbraio 2021	M. Gambaro Febbraio 2021 GAMBARO MARIO

File: NM0Y00D58PXAS02C2001A PIANO CAVI IS IN R-G (FASE 1C).DWG