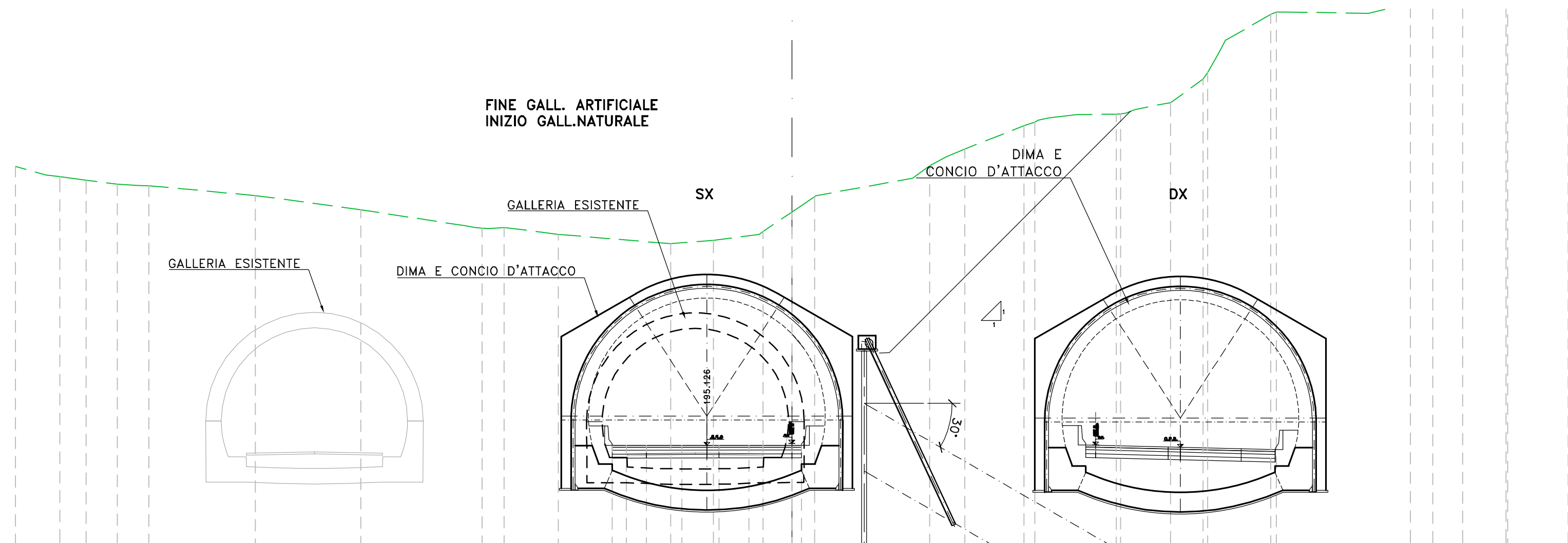
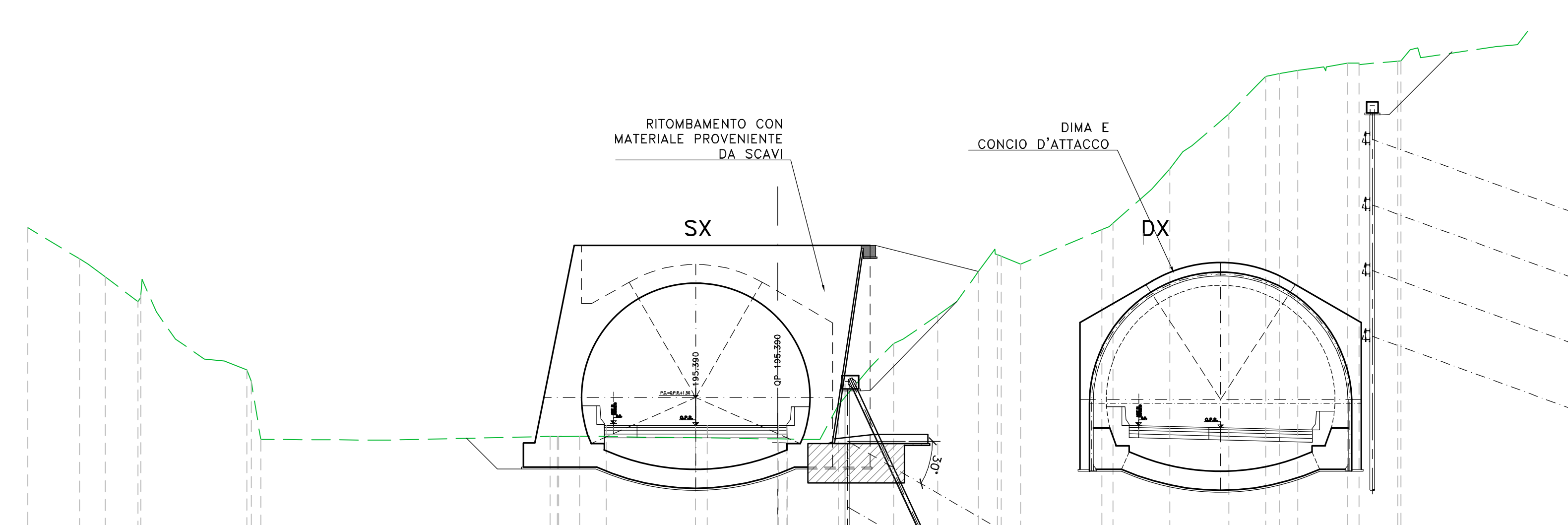


Sez. SX\_GN2\_B1  
 Progr.: 4+931.80  
 Scala : 1:200  
 Q.Rif. : 190.00



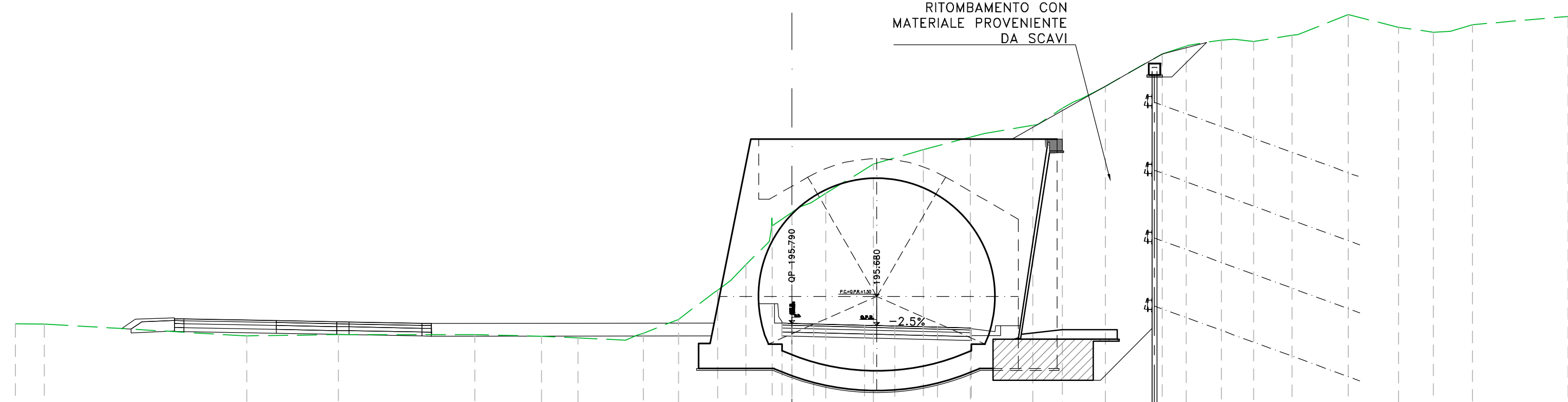
|                           |                    |
|---------------------------|--------------------|
| PROGRESSIVE TERRENO       | 209.51 -40.86      |
| QUOTE TERRENO             | 209.06 -38.45      |
| DISTANZE PARZIALI TERRENO | 0.93 208.97 -37.71 |
| PROGRESSIVE PROGETTO      | 1.33 208.80 -36.36 |
| QUOTE PROGETTO            | 1.08 208.59 -34.76 |
|                           | 3.33 208.52 -33.69 |
|                           | 5.49 208.50 -33.13 |
|                           | 5.43 208.00 -27.64 |
|                           | 5.32 207.27 -22.21 |
|                           | 5.32 206.45 -16.88 |
|                           | 0.37 206.36 -16.31 |
|                           | 2.79 206.39 -14.62 |
|                           | 206.00 -12.03      |
|                           | 195.13 -9.25       |
|                           | 195.12 -8.53       |
|                           | 195.12 -7.50       |
|                           | 195.12 -6.66       |
|                           | 195.13 -4.38       |
|                           | 195.13 -3.75       |
|                           | 195.13 -2.21       |
|                           | 195.13 0.00        |
|                           | 195.13 0.50        |
|                           | 207.94 1.17        |
|                           | 0.89 208.51 7.11   |
|                           | 0.84 210.00 7.95   |
|                           | 0.97 210.40 8.91   |
|                           | 3.05 211.60 11.97  |
|                           | 0.95 211.78 12.52  |
|                           | 212.00 13.27       |
|                           | 2.00 212.20 15.33  |
|                           | 0.31 212.20 16.94  |
|                           | 212.43 17.69       |
|                           | 1.84 212.79 19.50  |
|                           | 1.67 214.00 21.19  |
|                           | 0.33 214.34 21.42  |
|                           | 2.33 216.00 22.35  |
|                           | 0.77 217.45 24.96  |
|                           | 217.59 29.71       |
|                           | 217.92 31.87       |
|                           | 1.15 217.78 33.03  |
|                           | 217.88 34.57       |
|                           | 2.24 217.99 36.81  |
|                           | 0.98 218.03 36.89  |
|                           | 1.54 218.83 38.99  |
|                           | 1.01 218.70 40.00  |

Sez. SX\_GN2\_B  
 Progr.: 4+966.80  
 Scala : 1:200  
 Q.Rif. : 190.00



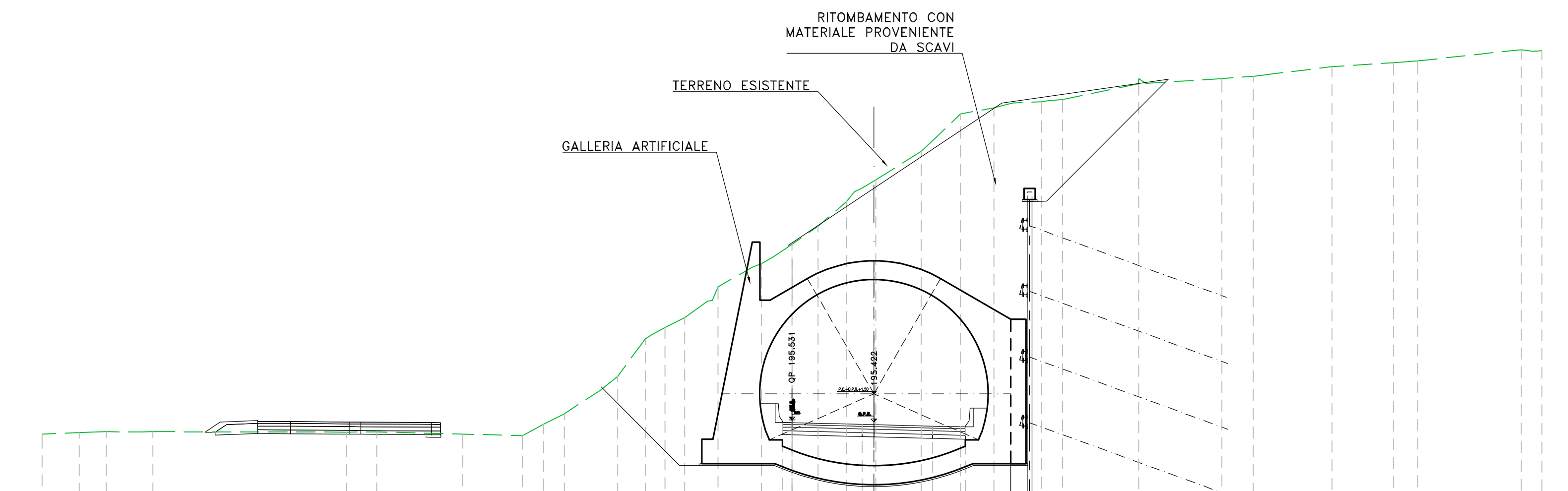
|                           |                    |
|---------------------------|--------------------|
| PROGRESSIVE TERRENO       | 205.94 -40.80      |
| QUOTE TERRENO             | 204.28 -37.24      |
| DISTANZE PARZIALI TERRENO | 0.97 203.31 -35.86 |
| PROGRESSIVE PROGETTO      | 1.74 202.00 -34.12 |
| QUOTE PROGETTO            | 0.97 202.18 -33.98 |
|                           | 1.03 203.18 -33.80 |
|                           | 1.06 198.45 -28.50 |
|                           | 2.79 197.75 -28.07 |
|                           | 194.66 -27.57      |
|                           | 6.42 194.61 -21.15 |
|                           | 9.01 194.82 -12.13 |
|                           | 194.81 -11.74      |
|                           | 1.11 194.83 -10.56 |
|                           | 10.36 195.39 -9.14 |
|                           | 195.39 -4.38       |
|                           | 195.39 -3.75       |
|                           | 0.00 194.68 0.00   |
|                           | 0.51 194.65 2.25   |
|                           | 0.52 196.48 3.23   |
|                           | 1.68 196.48 4.91   |
|                           | 0.31 200.00 6.70   |
|                           | 1.84 201.28 8.47   |
|                           | 1.00 202.00 9.55   |
|                           | 1.18 203.60 10.71  |
|                           | 0.83 204.80 11.59  |
|                           | 1.62 204.91 11.72  |
|                           | 204.00 12.95       |
|                           | 205.84 17.29       |
|                           | 2.06 206.16 17.69  |
|                           | 0.16 206.07 20.92  |
|                           | 0.58 210.31 22.09  |
|                           | 1.98 212.00 24.07  |
|                           | 1.53 212.00 24.07  |
|                           | 0.32 214.00 26.03  |
|                           | 0.99 214.16 26.75  |
|                           | 214.33 27.74       |
|                           | 1.14 214.72 30.40  |
|                           | 2.08 214.61 31.09  |
|                           | 0.18 214.84 33.24  |

Sez. DX\_GN02\_B  
 Progr.: 5+035.00  
 Scala : 1:200  
 Q.Rif. : 190.00



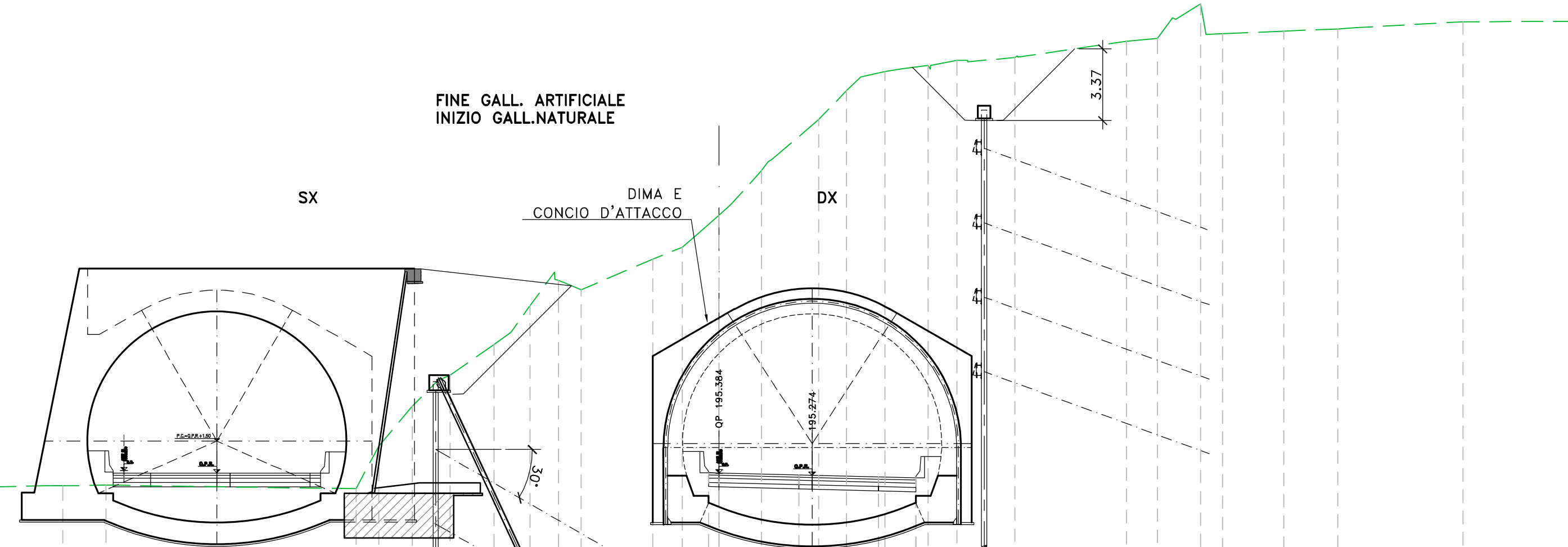
|                           |                     |
|---------------------------|---------------------|
| PROGRESSIVE TERRENO       | 185.77 -40.00       |
| QUOTE TERRENO             | 185.76 -38.51       |
| DISTANZE PARZIALI TERRENO | 10.43 185.15 -28.08 |
| PROGRESSIVE PROGETTO      | 185.72 -23.36       |
| QUOTE PROGETTO            | 185.22 -16.34       |
|                           | 185.13 -12.90       |
|                           | 185.05 -11.03       |
|                           | 184.93 -8.56        |
|                           | 185.28 -7.64        |
|                           | 186.00 -5.84        |
|                           | 187.49 -3.92        |
|                           | 0.77 188.82 -2.37   |
|                           | 0.84 200.81 -1.01   |
|                           | 0.30 201.51 0.00    |
|                           | 0.97 202.00 0.99    |
|                           | 0.77 202.40 1.78    |
|                           | 2.45 204.00 4.21    |
|                           | 185.70 3.73         |
|                           | 185.58 4.00         |
|                           | 185.58 4.00         |
|                           | 195.56 9.25         |
|                           | 2.50 206.00 12.42   |
|                           | 1.38 206.88 13.83   |
|                           | 0.38 207.19 14.31   |
|                           | 1.27 208.00 16.16   |
|                           | 2.62 209.68 19.07   |
|                           | 1.24 210.07 20.32   |
|                           | 0.85 210.36 22.13   |
|                           | 1.02 210.31 23.80   |
|                           | 1.97 210.63 25.77   |
|                           | 2.59 211.70 28.67   |
|                           | 2.58 211.05 31.26   |
|                           | 1.80 210.79 33.06   |
|                           | 0.35 210.83 33.84   |
|                           | 1.14 211.18 35.07   |
|                           | 4.93 211.61 40.00   |

Sez. DX\_251  
 Progr.: 5+000.00  
 Scala : 1:200  
 Q.Rif. : 190.00



|                           |                     |
|---------------------------|---------------------|
| PROGRESSIVE TERRENO       | 184.91 -40.00       |
| QUOTE TERRENO             | 185.00 -38.02       |
| DISTANZE PARZIALI TERRENO | 0.93 195.04 -36.57  |
| PROGRESSIVE PROGETTO      | 1.86 195.02 -34.08  |
| QUOTE PROGETTO            | 10.32 195.03 -22.14 |
|                           | 1.62 195.02 -23.76  |
|                           | 4.59 194.92 -17.55  |
|                           | 3.17 194.83 -14.38  |
|                           | 1.13 195.44 -13.25  |
|                           | 1.90 196.00 -12.15  |
|                           | 0.36 197.24 -10.25  |
|                           | 1.13 198.00 -9.29   |
|                           | 0.34 199.36 -8.19   |
|                           | 1.06 200.60 -6.77   |
|                           | 1.21 201.13 -5.72   |
|                           | 0.31 202.49 -4.54   |
|                           | 1.83 204.00 -1.63   |
|                           | 0.85 205.04 0.00    |
|                           | 0.88 205.04 0.00    |
|                           | 1.39 206.00 1.39    |
|                           | 1.51 207.11 2.90    |
|                           | 0.43 208.00 3.67    |
|                           | 0.89 208.48 4.47    |
|                           | 2.43 210.00 6.99    |
|                           | 0.89 210.00 6.99    |
|                           | 1.30 212.00 8.99    |
|                           | 1.78 212.31 10.77   |
|                           | 1.34 212.64 13.31   |
|                           | 0.31 212.76 14.43   |
|                           | 4.07 213.60 18.50   |
|                           | 4.05 213.88 22.93   |
|                           | 0.89 214.00 24.61   |
|                           | 214.12 25.50        |
|                           | 3.51 214.51 28.81   |
|                           | 3.26 214.73 32.07   |
|                           | 1.31 214.82 33.38   |
|                           | 5.52 215.42 38.90   |
|                           | 0.64 215.34 38.90   |

Sez. DX\_GN02\_B1  
 Progr.: 4+980.00  
 Scala : 1:200  
 Q.Rif. : 190.00



|                           |                     |
|---------------------------|---------------------|
| PROGRESSIVE TERRENO       | 194.60 -40.00       |
| QUOTE TERRENO             | 194.79 -31.71       |
| DISTANZE PARZIALI TERRENO | 0.71 194.78 -30.87  |
| PROGRESSIVE PROGETTO      | 2.03 194.81 -28.85  |
| QUOTE PROGETTO            | 11.77 194.64 -17.08 |
|                           | 1.08 196.65 -16.01  |
|                           | 1.50 198.53 -14.43  |
|                           | 0.37 200.00 8.26    |
|                           | 2.07 201.43 -10.38  |
|                           | 0.91 203.25 -8.89   |
|                           | 1.15 204.32 -7.29   |
|                           | 0.85 204.00 -6.49   |
|                           | 3.97 205.43 -4.13   |
|                           | 1.38 206.00 -1.74   |
|                           | 0.39 206.51 0.00    |
|                           | 1.44 207.00 0.56    |
|                           | 0.30 207.50 1.11    |
|                           | 2.19 212.00 4.69    |
|                           | 1.35 213.58 5.99    |
|                           | 0.37 214.00 6.66    |
|                           | 1.15 214.40 8.64    |
|                           | 1.19 214.55 9.83    |
|                           | 1.25 214.78 11.18   |
|                           | 2.33 214.91 13.91   |
|                           | 5.13 215.68 19.17   |
|                           | 0.73 216.78 21.51   |
|                           | 1.17 217.43 22.64   |
|                           | 0.73 218.03 23.64   |
|                           | 2.87 218.16 26.55   |
|                           | 3.54 218.26 28.09   |
|                           | 0.87 218.31 29.97   |
|                           | 9.03 218.59 35.00   |
|                           | 9.00 218.61 40.00   |

**Sanas**  
 GRUPPO FS ITALIANE  
 Direzione Progettazione e Realizzazione Lavori

S.S.131 "Carlo Felice"  
 Completamento itinerario Sassari - Olbia.  
 Potenziamento e messa in sicurezza S.S.131  
 dal km 192+500 al km 209+500.  
 2° Lotto dal km 202+000 al km 209+500

PROGETTO DEFINITIVO  
 COD. CA357

PROGETTISTA:  
 RESPONSABILE DELL'INTEGRAZIONE DELLE PRESTAZIONI SPECIALISTICHE: GRUPPO DI PROGETTAZIONE  
 RESPONSABILE SIA:  
 VISTO: IL RESPONSABILE DEL PROCEDIMENTO:

OPERE D'ARTE MAGGIORI  
 GALLERIE - GALLERIA NATURALE CHIGHIZZU GN02  
 GALLERIA ARTIFICIALE - IMBOCCO LATO SASSARI

Sezioni trasversali

| PROGETTO   | UV          | PROG. | ANNO    | REVISIONE  | SCALA:    |
|------------|-------------|-------|---------|------------|-----------|
| DP/CA/0357 | D           | 20    |         | A          | 1:200     |
| D          |             |       |         |            |           |
| C          |             |       |         |            |           |
| B          |             |       |         |            |           |
| A          |             |       |         |            |           |
| EMISSIONE  |             |       |         |            |           |
| REV.       | DESCRIZIONE | DATA  | REDATTO | VERIFICATO | APPROVATO |