**PROFILO LONGITUDINALE ASSE - 3/4**
SCALA 1:100/1:1000

| NOME TRONCO | Asse principale - Asse centrale | | | | | |
|---|---|---|---|---|---|---|
| LUNGHEZZA ( m ) MATERIALE/DIAMETRO ( mm) | 249.76 m ACCIAIO 400 mm | 150.59 m PEAD 500 mm | 50.00 m PEAD 630 mm | 97.00 m PEAD 800 mm | 153.00 m ACCIAIO 800 mm | 125.08 m PEAD 630 mm |

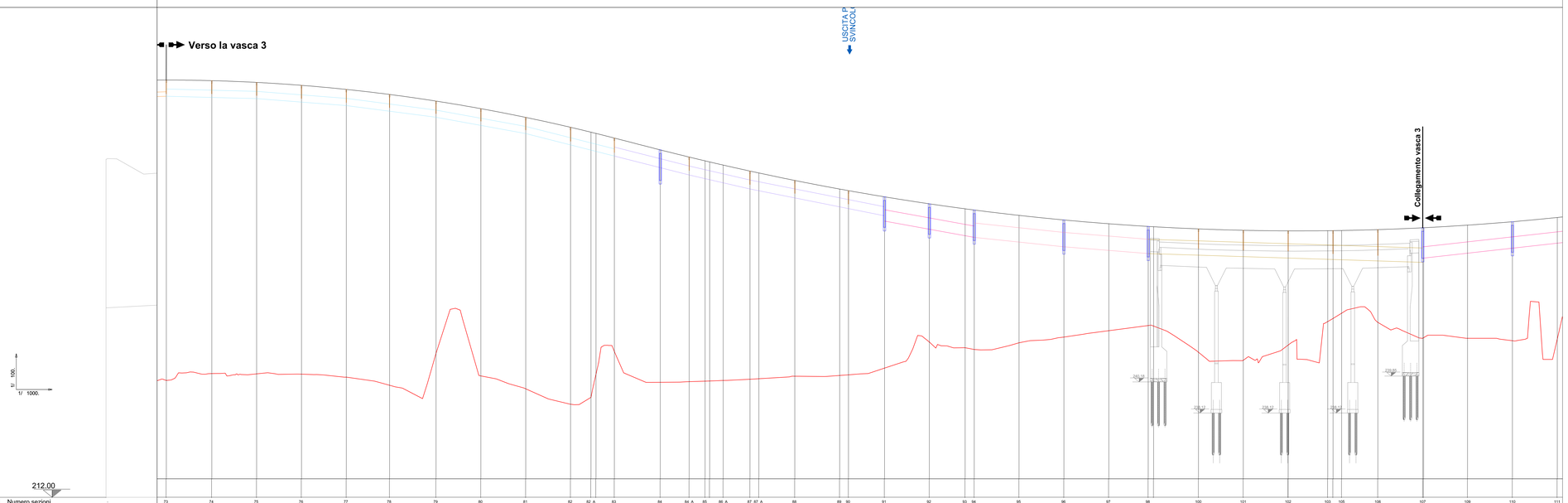


| Numero sezioni | 73 | 74 | 75 | 76 | 77 | 78 | 79 | 80 | 81 | 82 | 82_A | 83 | 84 | 84_A | 85 | 86_A | 87 | 87_A | 88 | 89 | 90 | 91 | 92 | 93 | 94 | 95 | 96 | 97 | 98 | 99 | 100 | 101 | 102 | 103 | 104 | 105 | 106 | 107 | 108 | 109 | 110 | 111 |
|---|---|---|---|---|---|---|---|---|---|---|---|---|---|---|---|---|---|---|---|---|---|---|---|---|---|---|---|---|---|---|---|---|---|---|---|---|---|---|---|---|---|---|
| Distanze progressive in asse (6660.00) | 7674.65 | 7700.00 | 7725.00 | 7750.00 | 7775.00 | 7799.10 | 7825.00 | 7850.00 | 7875.00 | 7900.00 | 7911.35 / 7914.14 | 7924.41 | 7950.00 | 7966.11 | 7975.00 / 7977.61 | 7985.07 | 8000.00 | 8004.97 | 8025.00 | 8050.00 | 8054.89 | 8075.00 | 8100.00 | 8119.93 | 8125.00 | 8150.00 | 8175.00 | 8200.00 | 8222.00 / 8225.00 | 8250.00 | 8275.00 | 8300.00 | 8322.04 / 8325.04 | 8329.80 | 8350.00 | 8375.00 / 8378.00 | 8400.00 | 8425.00 | 8450.00 |
| Distanze parziali | | 25.35 | 25.00 | 25.00 | 25.00 | 24.10 | 25.90 | 25.00 | 25.00 | 25.00 | 11.35 / 2.79 | 10.26 | 25.59 | 16.11 | 8.89 / 2.61 | 7.56 | 14.93 | 4.97 | 20.03 | 25.00 | 4.89 | 20.10 | 25.00 | 19.93 | 5.07 | 25.00 | 25.00 | 25.00 | 22.00 | 3.00 | 25.00 | 25.00 | 25.00 | 22.04 | 3.76 / 3.20 | 20.20 | 25.00 | 3.00 | 24.50 | 25.00 | 25.00 |
| Quote del terreno (230.82) | 239.94 | 240.32 | 240.30 | 240.29 | 240.12 | 239.87 | 241.46 | 240.19 | 239.47 | 238.63 | 239.06 / 240.25 | 241.95 | 239.83 | 239.87 | 239.90 / 239.81 | 239.94 | 240.01 | 240.04 | 240.18 | 240.22 / 240.25 | 240.63 | 242.08 | 241.16 | 241.06 | 242.04 | 242.35 | 242.71 | 243.00 / 242.97 | 241.81 | 241.07 | 241.91 | 243.23 / 243.20 | 243.88 | 243.17 | 242.72 / 242.69 | 242.29 | 242.15 | 242.25 |
| Quote del progetto (222.85) | 256.61 | 256.64 | 256.54 | 256.38 | 256.15 | 255.87 | 255.50 | 255.08 | 254.59 | 254.04 | 253.77 / 253.70 | 253.44 | 252.78 | 252.38 | 252.17 / 252.11 | 251.94 | 251.60 | 251.49 | 251.08 | 250.60 / 250.51 | 250.17 | 249.79 | 249.50 | 249.43 | 248.13 | 248.89 | 248.67 | 248.52 / 248.50 | 248.38 | 248.30 | 248.27 | 248.28 / 248.25 | 248.29 | 248.34 | 248.44 / 248.41 | 248.59 | 248.79 | 249.02 |
| Ettometriche | HM. 58 | | HM. 77 | | | HM. 78 | | | | HM. 79 | | | HM. 80 | | | | | | | | | HM. 81 | | | | | | HM. 82 | | | | | | HM. 83 | | | | | HM. 84 | | | |
| Quote scorrimento collettore | 255.77 | 255.77 | 255.64 | 255.45 | 255.25 | 254.94 | 254.60 | 254.15 | 253.69 | 253.04 | 252.77 / 252.70 | 252.44 | 251.79 | 251.38 | 251.18 / 251.12 | 250.95 | 250.60 | 250.50 | 250.11 | 249.61 / 249.51 | 248.82 | 248.38 | 248.00 | 247.93 | 247.65 | 247.39 | 247.19 | 247.01 / 247.00 | 246.80 | 246.69 | 246.73 | 246.61 / 246.60 | 246.55 | 246.50 | 246.60 / 246.56 | 247.03 | 247.31 | 247.59 |

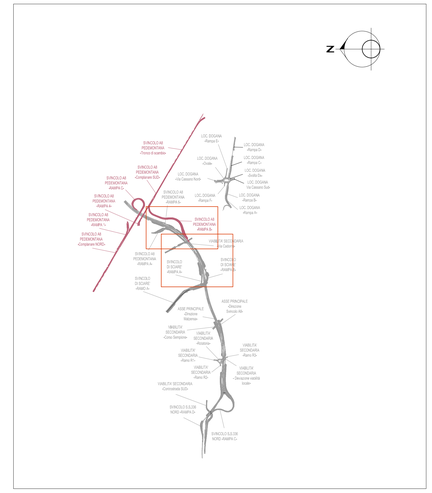


| LEGENDA | |
|---|---|
| | COLLETTORE IN ACCIAIO Ø250 mm |
| | COLLETTORE IN ACCIAIO Ø400 mm |
| | COLLETTORE IN ACCIAIO Ø500 mm |
| | COLLETTORE IN ACCIAIO Ø600 mm |
| | COLLETTORE IN ACCIAIO Ø800 mm |
| | COLLETTORE IN PEAD Ø250 mm |
| | COLLETTORE IN PEAD Ø400 mm |
| | COLLETTORE IN PEAD Ø500 mm |
| | COLLETTORE IN PEAD Ø630 mm |
| | COLLETTORE IN PEAD Ø800 mm |
| | COLLETTORE IN PEAD Ø1000 mm |
| | COLLETTORE IN PEAD Ø1200 mm |
| | POZZETTO PREFABBRICATO IN C.A. |
| | CADITOIA VIADOTTO |

**PROFILO LONGITUDINALE ASSE - 4/4**
SCALA 1:100/1:1000

| NOME TRONCO | ncipale - Asse centrale | Asse principale - Asse centrale | | | |
|---|---|---|---|---|---|
| LUNGHEZZA ( m ) MATERIALE/DIAMETRO ( mm) | n | 125.08 m PEAD 630 mm | 175.25 m PEAD 500 mm | 124.75 m PEAD 400 mm | 45.21 m PEAD 250 mm |

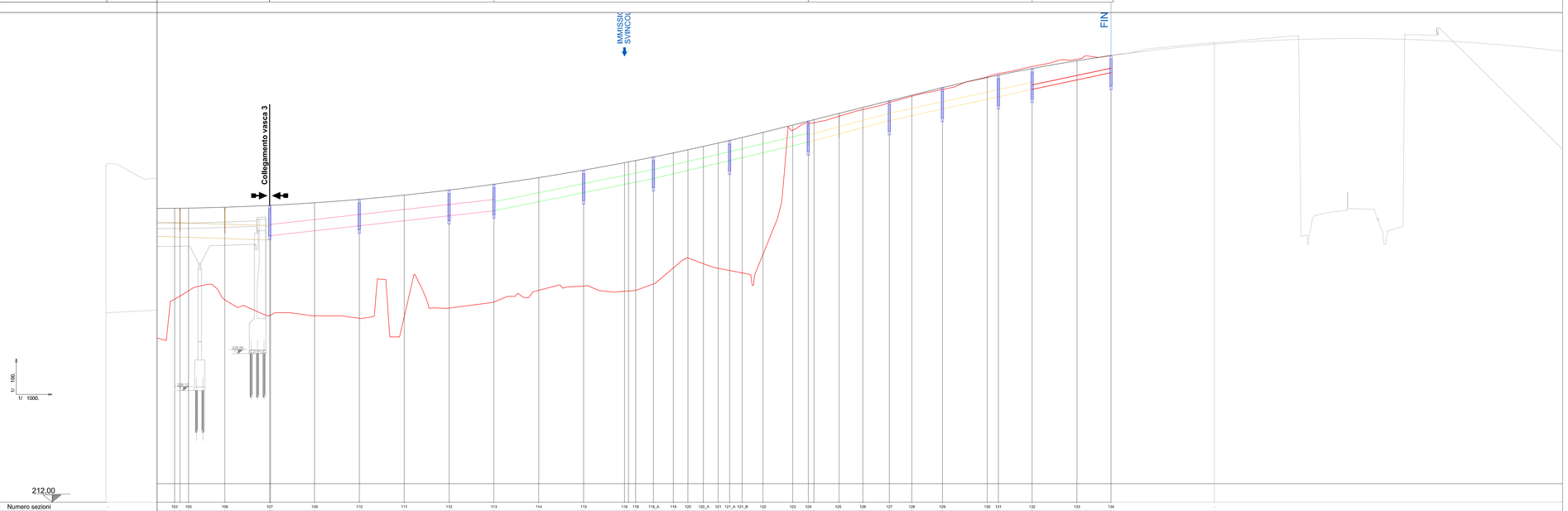


| Numero sezioni | 103 | 105 | 106 | 107 | 109 | 110 | 111 | 112 | 113 | 114 | 115 | 116 | 118 | 118_A | 119 | 120 | 120_A | 121 | 121_A | 121_B | 122 | 123 | 124 | 125 | 126 | 127 | 128 | 129 | 130 | 131 | 132 | 133 | 134 |
|---|---|---|---|---|---|---|---|---|---|---|---|---|---|---|---|---|---|---|---|---|---|---|---|---|---|---|---|---|---|---|---|---|---|
| Distanze progressive in asse (6601.50) | 8522.04 / 8525.04 | 8529.80 | 8550.00 | 8575.00 / 8578.00 | 8600.00 | 8625.00 | 8650.00 | 8675.00 | 8700.00 | 8725.00 | 8750.00 | 8772.79 / 8775.41 | 8779.21 | 8788.61 | 8800.00 | 8808.15 | 8816.79 | 8825.00 | 8831.35 | 8838.17 | 8850.00 | 8866.67 | 8875.25 / 8878.41 | 8892.38 | 8905.54 | 8920.42 | 8932.62 | 8950.00 | 8975.00 / 8978.00 | 8981.00 | 8990.00 | 8999.00 | 8625.00 |
| Distanze parziali | 04 | 20.20 | 25.00 | 24.50 | 25.00 | 25.00 | 25.00 | 25.00 | 25.00 | 25.00 | 22.79 | 2.62 / 2.62 | 9.90 | 11.09 | 8.15 | 8.63 | 8.22 | 4.34 | 7.00 | 11.63 | 16.57 | 8.68 | 8.68 / 3.16 | 13.97 | 13.26 | 14.79 | 12.50 | 17.08 | 25.00 | 4.34 | 18.80 | 25.00 | 18.98 |
| Quote del terreno (230.82) | 243.22 / 243.19 | 243.08 | 243.17 | 243.52 / 243.52 | 243.29 | 242.15 | 242.25 | 242.72 | 243.06 | 243.31 | 243.95 | 243.95 / 243.95 | 243.71 | 244.06 | 244.06 | 245.04 | 245.24 | 244.94 | 244.92 | 244.73 | 252.62 | 252.62 / 252.62 | 253.41 | 253.78 | 254.18 | 254.53 | 254.90 | 255.41 | 255.73 | 255.70 | 256.18 | 256.59 | 256.90 |
| Quote del progetto (222.85) | 248.28 / 248.28 | 248.29 | 248.34 | 248.41 / 248.41 | 248.59 | 248.78 | 249.02 | 249.30 | 249.62 | 249.99 | 250.41 | 250.93 / 250.93 | 250.94 | 251.14 | 251.37 | 251.54 | 251.73 | 251.92 | 252.06 | 252.23 | 252.51 | 252.92 | 253.14 | 253.90 | 254.27 | 254.59 | 255.01 | 255.57 | 255.70 | 255.70 | 256.07 | 256.51 | 256.79 |
| Ettometriche | HM. 58 | | HM. 84 | | | | | HM. 85 | | | | | HM. 86 | | | | | | | | HM. 87 | | | | | | | HM. 88 | | | | | | HM. 89 | HM. 90 |
| Quote scorrimento collettore | 248.61 / 248.60 | 248.58 | 248.50 | 248.52 / 248.75 | 247.03 | 247.31 | 247.59 | 247.86 | 248.14 | 248.65 | 248.76 | 249.62 / 249.74 | 249.74 | 249.94 | 250.20 | 250.39 | 250.60 | 250.79 | 250.94 | 251.10 | 251.38 | 251.77 | 251.97 / 251.95 | 252.42 | 252.78 | 253.17 | 253.45 | 253.82 | 254.38 | 254.56 | 254.91 | 255.44 | 255.84 |

| | | | | |
|---|---|---|---|---|
| C | | | | |
| B | | | | |
| A | EMISSIONE | Maggio 2021 | ING. NICOLA DEL DUCA | ING. VALERIO BAJETTI | ING. RENATO DEL PRETE |
| REV. | DESCRIZIONE | DATA | REDATTO | VERIFICATO | APPROVATO |

ANAS S.p.A.
Direzione Progettazione e Realizzazione Lavori

**NUOVA S.S. 341 "GALLARATESE" - TRATTO DA SAMARATE A CONFINE CON LA PROVINCIA DI NOVARA - TRATTO NORD**

**STRALCIO FUNZIONALE DAL KM 6+500 (SVINCOLO S.S. 336 NORD) AL KM 8+844 (SVINCOLO AUTOSTRADA A8) "BRETELLA DI GALLARATE"**

## PROGETTO ESECUTIVO

| | | | | |
|---|---|---|---|---|
| STUDIO CORONA — Ing. Renato Vaira | Ing. Valerio Bajetti | ING. RENATO DEL PRETE — Ing. Renato Del Prete | ECOPLAN — Arch. Nicoletta Frattini | Ing. Gabriele Incecchi |
| | Prof. Ing. Matteo Ranieri | SETAC — Prof. Ing. Luigi Monterisi | ARKE' INGEGNERIA — Ing. Gioacchino Angarano | DOTT. GEOL. DANILO GALLO — Dott. Geol. Danilo Gallo |

| VISTO: IL RESPONSABILE DEL PROCEDIMENTO | RESPONSABILE INTEGRAZIONE DELLE PRESTAZIONI SPECIALISTICHE | IL PROGETTISTA FIRMATARIO DELLA PRESTAZIONE | GEOLOGO | COORDINATORE DELLA SICUREZZA IN FASE DI PROGETTAZIONE |
|---|---|---|---|---|
| Dott. Ing. Giancarlo LUONGO | Ing. Fabrizio RAMETTA | Ing. Valerio BAJETTI | Prof. Ing. Prof. Luigi MONTERISI | Ing. Gaetano RANIERI |

FB 014

**F-PROGETTO IDRAULICO**

**FB - RACCOLTA ACQUE DI PIATTAFORMA**
Profilo smaltimento acque di piattaforma
Asse Principale- TAV. 6 di 6

| CODICE PROGETTO | NOME FILE | REVISIONE | SCALA: |
|---|---|---|---|
| PROGETTO M I 5 3 3 — LIV. PROG. E — N. PROG. 1 8 0 1 | CODICE ELAB. F B 0 1 4 - P 0 0 I D 0 2 I D R F P 0 6 .dwg | A | 1:1000/1:100 |