

NUOVA S.S. 341 "GALLARATESE" - TRATTO DA SAMARATE A CONFINE
CON LA PROVINCIA DI NOVARA - TRATTO NORD

STRALCIO FUNZIONALE DAL KM 6+500 (SVINCOLO S.S. 336 NORD)
AL KM 8+844 (SVINCOLO AUTOSTRADA A8)
"BRETELLA DI GALLARATE"

PROGETTO ESECUTIVO

 Ing. Renato Vaira (Ordine degli Ingg. di Torino e Provincia n° 4663 W)	 Ing. Valerio Bajetti Ordine degli Ingg. di Roma e provincia n° A-26211	ING. RENATO DEL PRETE Ing. Renato Del Prete Ordine degli Ingg. di Bari e provincia n° 5073	 Arch. Nicoletta Frattini Ordine degli Arch. di Torino e provincia n° A-8433	 Ing. Gabriele Incecchi Ordine degli Ingg. di Roma e provincia n° A-12102
	 Società designata: GA&M Prof. Ing. Matteo Ranieri Ordine degli Ingg. di Bari e provincia n° 1137	 Servizi & Engineering Trasporti Ambiente Costruzioni Prof. Ing. Luigi Monterisi Ordine degli Ingg. di Bari e provincia n° 1771	 Via Imperatore Traiano n. 4 - 20124 (Mi) Ing. Gioacchino Angarano Ordine degli Ingg. di Bari e provincia n° 5970	DOTT. GEOL. DANILLO GALLO Dott. Geol. Danilo Gallo Ordine dei Geologi della Regione Puglia n° 588

VISTO: IL RESPONSABILE DEL PROCEDIMENTO Dott. Ing. Giancarlo LUONGO	RESPONSABILE INTEGRAZIONE DELLE PRESTAZIONI SPECIALISTICHE  Ing. Renato DEL PRETE	IL PROGETTISTA FIRMATARIO DELLA PRESTAZIONE  Ing. Valerio BAJETTI	GEOLOGO  Prof. Ing. Geol. Luigi MONTERISI	COORDINATORE DELLA SICUREZZA IN FASE DI PROGETTAZIONE  Ing. Gaetano RANIERI
--	--	--	--	--

ID 021	I - PROGETTO STRUTTURALE: MURI DI SOSTEGNO ID - OS62 MURI DI SOSTEGNO - in sinistra da progr. 8+058,15 a progr. 8+222,65 Sezioni trasversali			
	CODICE PROGETTO PROGETTO LIV. PROG. N. PROG. M 1533 E 1801	NOME FILE ID021-P01OS04STRSZ01_A.dwg	REVISIONE A	SCALA: 1:200

CODICE ELAB. P01OS04STRSZ01	CODICE FILE A	CODICE SCALA 1:200
C		
B		
A	EMISSIONE	MARZO 2021
REV.	DESCRIZIONE	DATA
		REDATTO
		VERIFICATO
		APPROVATO

RIP. 296.78
SCA. 0.00

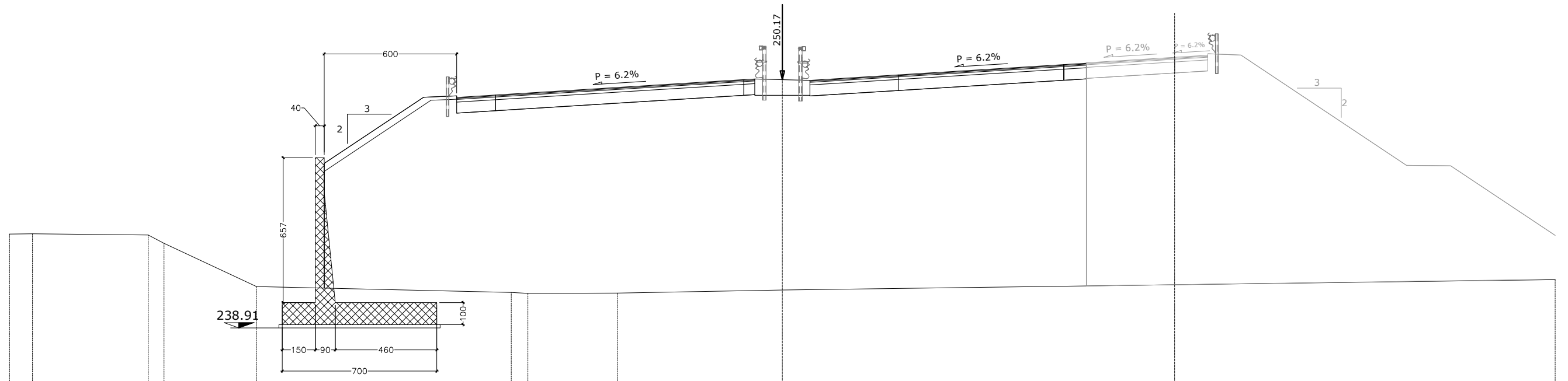
SEZ.NUM. 91

PROGR. 8075.00
PARZ. 20.10

RAMPA B
SVINCOLO DI SCIARE'

ASSE PRINCIPALE

MURO DI SOSTEGNO OS62
CONCIO B



Terreno	Dist. parziali	1.04	5.24	0.72	4.18	3.07	4.50	1.50	1.75	0.72	0.75	4.05	5.72	0.50	1.25	1.25	0.50	3.50	7.50	1.02	3.99	1.50	1.50	7.50	2.00	4.73		
	Dist. progressive	243.17	243.18	243.12	242.74	240.79	240.71	240.61	240.58	240.54	240.52	240.48	240.49	240.53	240.53	240.54	240.55	240.55	240.57	240.62	240.63	240.63	240.72	240.75	240.75	240.95	240.99	241.10
Quote Terreno		-243.17	-243.18	-243.12	-242.74	-240.79	-240.71	-240.61	-240.58	-240.54	-240.52	-240.48	-240.49	-240.53	-240.53	-240.54	-240.55	-240.55	-240.57	-240.62	-240.63	-240.63	-240.72	-240.75	-240.75	-240.95	-240.99	-241.10
Progetto	Dist. parziali						4.50	1.50	1.75			11.25		0.50	1.25	1.25	0.50	3.50	7.50	1.02	4.00	1.50	1.50	7.50	2.00			
	Dist. progressive						240.71	249.37	249.43	249.47			250.17	250.17	250.17	250.17	250.17	250.14	250.38	250.85	250.81	250.81	251.18	251.27	251.34	251.28	246.28	246.26
Quote Progetto							-240.71	-249.37	-249.43	-249.47			-250.17	-250.17	-250.17	-250.17	-250.14	-250.38	-250.85	-250.81	-250.81	-251.18	-251.27	-251.34	-251.28	-246.28	-246.26	

RIP. 231.24
SCA. 0.00

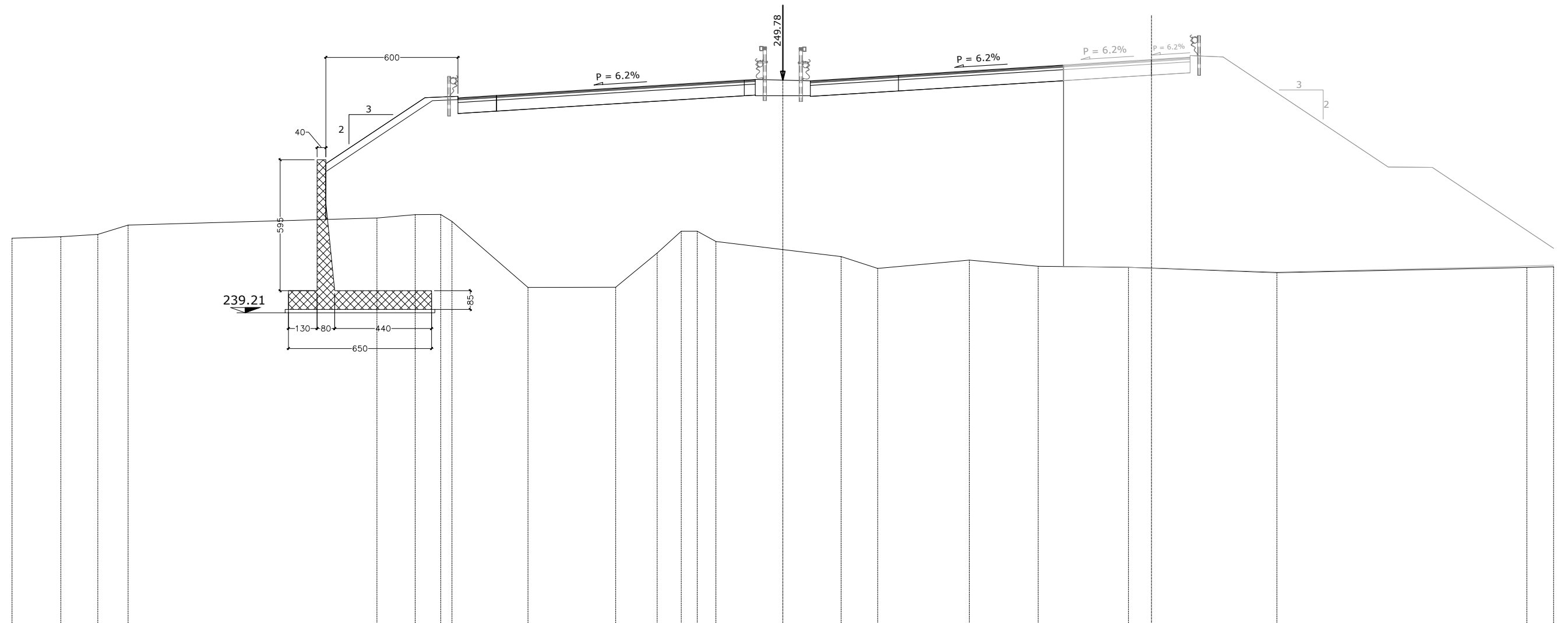
SEZ.NUM. 92

PROGR. 8100.00
PARZ. 25.00

RAMPA B
SVINCOLO DI SCIARE'

ASSE PRINCIPALE

MURO DI SOSTEGNO OS62
CONCIO D



Terreno	Dist. parziali	2.22	1.68	1.38	8.98	2.32	1.73	0.45	0.71	0.51	1.75	1.43	3.98	1.88	1.10	0.73	0.85	1.29	0.50	1.25	1.25	0.50	0.90	1.66	0.95	3.22	3.13	1.15	2.94	1.05	1.75	1.50	2.44	5.06	2.00	4.29	1.22		
	Dist. progressive	35.00	32.78	31.11	29.73	20.75	18.43	16.70	16.25	15.54	14.75	13.00	11.57	7.59	5.71	4.61	3.88	3.04	1.75	1.25	0.00	1.25	1.75	2.65	4.30	5.25	8.47	11.60	12.75	15.69	16.74	18.49	19.99	22.43	27.49	29.49	33.78	35.00	
Quote Terreno		-242.59	-242.66	-242.77	-243.19	-243.45	-243.51	-243.66	-243.67	-243.68	-243.35	-241.60	-240.36	-240.37	-241.92	-242.91	-242.91	-242.45	-242.29	-242.23	-242.08	-241.93	-241.87	-241.76	-241.22	-241.31	-241.60	-241.32	-241.31	-241.28	-241.24	-241.17	-241.12	-241.03	-241.13	-241.18	-241.26	-241.30	
Progetto	Dist. parziali					4.50	1.50	1.75					11.25						3.50					7.50			3.99	1.75	1.50		7.50		2.00						
	Dist. progressive					20.75	16.25	14.75	13.00					7.59	5.71	4.61	3.88	3.04	1.75	1.25	0.00	1.25	1.75	2.65	4.30	5.25	8.47	11.60	12.75	15.69	16.74	18.49	19.99	22.43	27.49	29.49	33.78	35.00	
Quote Progetto						-243.45	-248.98	-249.04	-249.08	-249.78	-249.78	-249.78	-250.00	-249.78	-249.78	-250.14	-250.00	-250.00	-250.00	-249.78	-249.78	-249.78	-249.78	-250.14	-250.00	-250.00	-250.00	-250.71	-250.31	-250.46	-250.71	-250.83	-250.83	-250.83	-250.83	-245.83	-245.81	-245.81	-245.81

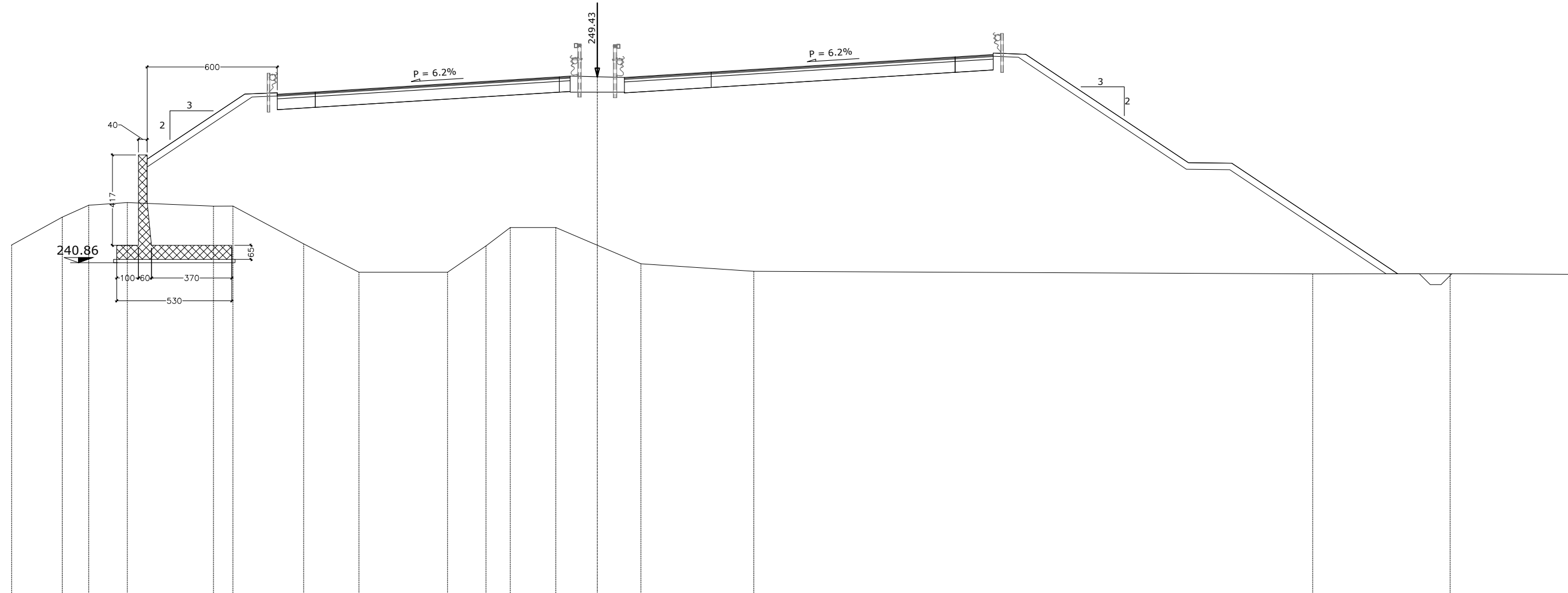
RIP. 387.17
SCA. 0.00

SEZ.NUM. 94

PROGR. 8125.00
PARZ. 5.07

ASSE PRINCIPALE

MURO DI SOSTEGNO OS62
CONCIO G



Terreno	Dist. parziali	2.33	1.22	1.78	0.92	3.06	0.90	0.55	1.50	1.21	0.54	2.01	4.08	1.77	1.12	2.10	0.50	1.25	1.25	0.50	3.24	1.97	9.28	1.75	1.50	7.50	2.00	3.73	3.92	1.00	0.50	0.50	0.47	5.60			
	Dist. progressive	241.67	242.96	243.51	243.63	243.59	243.47	243.47	243.18	242.37	241.73	240.42	240.42	241.63	242.48	242.48	242.20	241.13	240.81	240.81	240.42	240.46	240.42	240.41	240.40	240.37	240.36	240.34	240.35	240.35	240.35	240.35	240.32	240.32			
Progetto	Dist. parziali					4.50	1.50	1.75		11.25							1.25	1.25	0.50	3.50		11.25	1.75	1.50	7.50	2.00	7.65	1.00	0.50	0.50	0.50	0.47					
	Dist. progressive					20.75	16.25	14.75	13.00		249.43	249.43	249.43	249.43	249.43	249.43	249.43	249.43	249.43	249.43	249.43	249.43	249.43	249.43	249.43	249.43	249.43	249.43	249.43	249.43	249.43	249.43	249.43	249.43	249.43		
	Quote Progetto					243.59	248.64	248.70	248.73		249.43	249.43	249.43	249.43	249.43	249.43	249.43	249.43	249.43	249.43	249.43	249.43	249.43	249.43	249.43	249.43	249.43	249.43	249.43	249.43	249.43	249.43	249.43	249.43	249.43		
	Quote Terreno					241.67	242.96	243.51	243.63	243.59	243.47	243.47	243.18	242.37	241.73	240.42	240.42	241.63	242.48	242.48	242.20	241.13	240.81	240.81	240.42	240.46	240.42	240.41	240.40	240.37	240.36	240.34	240.35	240.35	240.35	240.32	240.32

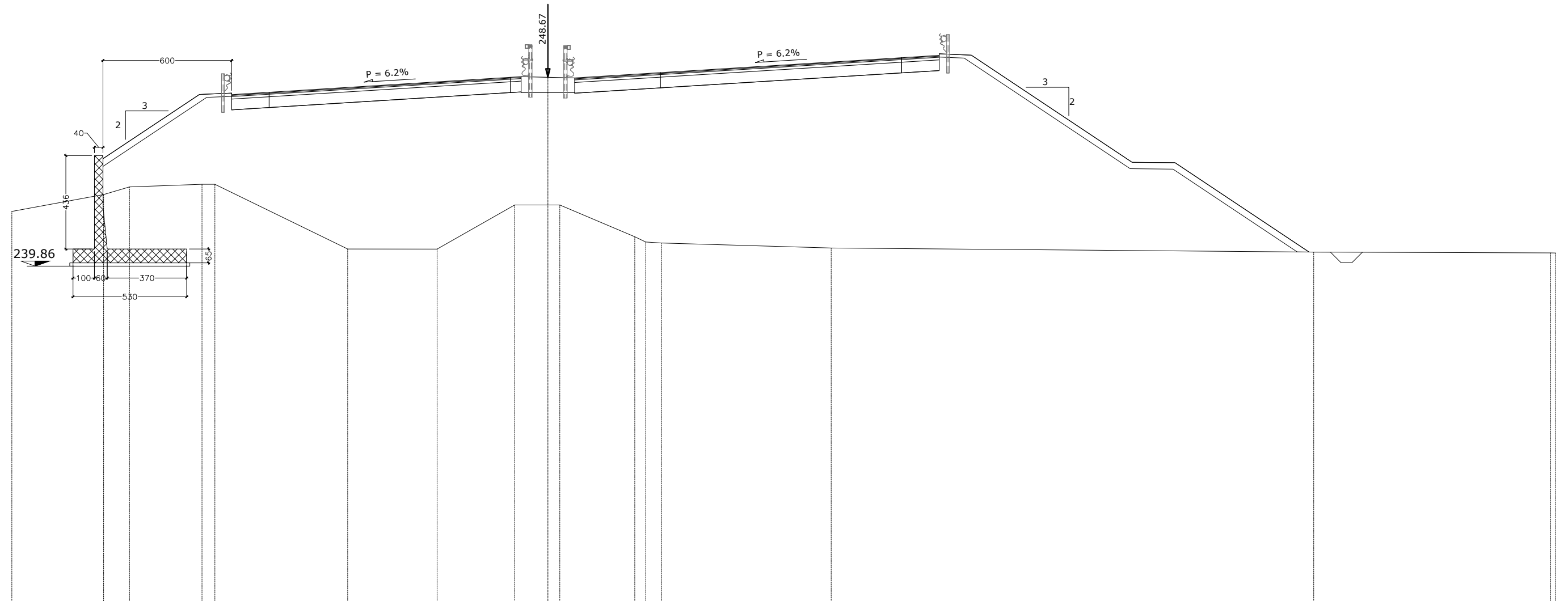
RIP. 325.70
SCA. 0.00

SEZ.NUM. 97

PROGR. 8200.00
PARZ. 25.00

MURO DI SOSTEGNO OS62
CONCIO 0

ASSE PRINCIPALE



Terreno	Dist. parziali	4.25	0.20	3.27	0.60	0.78	1.75	3.66	4.17	3.42	0.40	1.25	0.55	0.70	0.50	2.30	0.51	0.68	0.68	7.91	3.29	1.75	1.50	7.50	2.00	6.25	0.42	0.58	0.50	0.49	8.78	0.25					
	Dist. progressive	-242.41	-25.00	-20.75	-20.72	-19.52	-16.25	-16.13	-15.53	-14.75	-13.00	-9.34	-5.17	-1.75	-1.55	-1.25	-0.00	-0.55	-0.70	-0.50	-2.30	-4.05	-4.57	-5.25	-13.21	-16.50	-18.25	-19.75	-27.25	-29.25	-35.50	-35.92	-36.50	-37.00	-37.50	-37.99	-47.00
Quote Terreno		-242.41	-25.00	-20.75	-20.72	-19.52	-16.25	-16.13	-15.53	-14.75	-13.00	-9.34	-5.17	-1.75	-1.55	-1.25	-0.00	-0.55	-0.70	-0.50	-2.30	-4.05	-4.57	-5.25	-13.21	-16.50	-18.25	-19.75	-27.25	-29.25	-35.50	-35.92	-36.50	-37.00	-37.50	-37.99	-47.00
Progetto	Dist. parziali			4.50	1.50	1.75		11.25			0.50	1.25	1.25	0.50	3.50		11.25			1.75	1.50		7.50	2.00	6.25	1.00	0.50	0.50	0.49								
	Dist. progressive			20.75	16.25	14.75	13.00				1.75	1.25	0.00	1.25	0.00	5.25		11.25			16.50	18.25	19.75	27.25	29.25	35.50	36.50	37.00	37.50	37.99							
Quote Progetto				243.19	244.87	247.87	247.86	247.97			248.67	248.67	248.67	248.67	248.67	248.67	248.67	248.67	248.67	248.67	249.58	249.98	249.76	249.70	244.70	244.68	240.52	240.51	240.01	240.51	240.51	240.51	240.51	240.48	240.47		

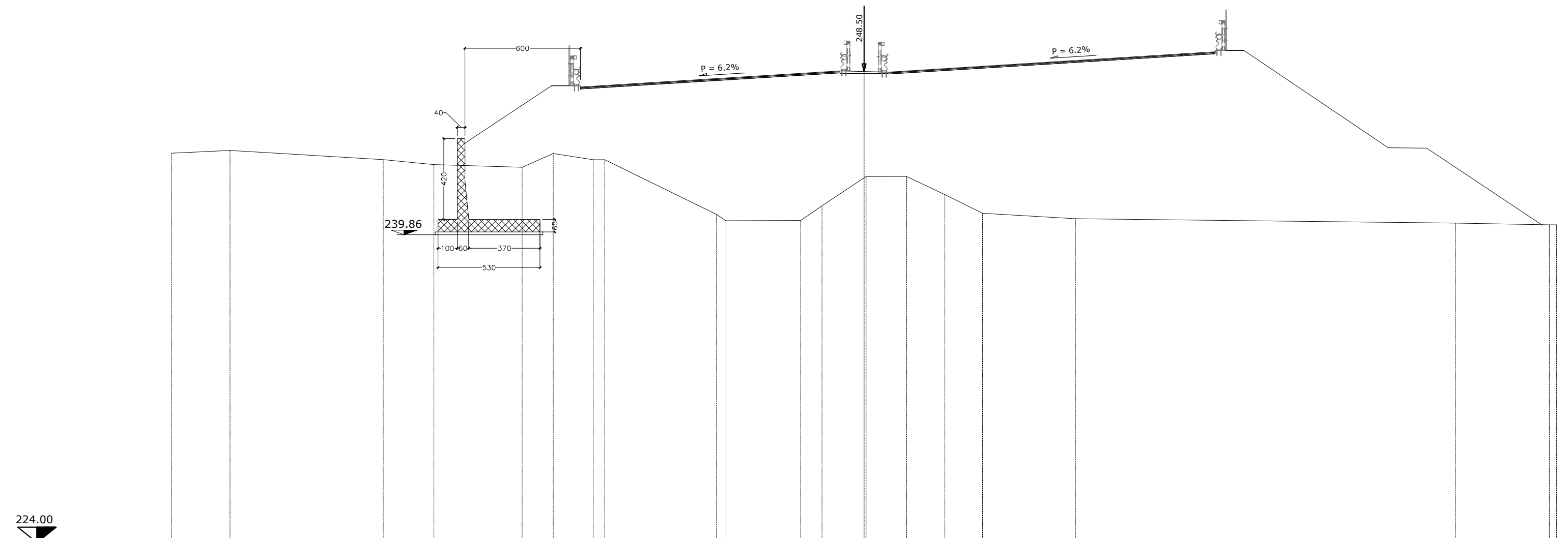
RIP. 244.49
SCA. 0.00

SEZ.NUM. 99

PROGR. 8225.00
PARZ. 3.00

MURO DI SOSTEGNO OS62
CONCIO R

VIADOTTO VI04
ASSE PRINCIPALE



Terreno	Dist. parziali	3.03	7.97	2.63	4.59	1.53	1.41	0.67	0.60	0.48	5.33	0.49	3.89	1.11	0.44	0.50	1.25	1.15	0.46	1.99	1.05	0.90	4.83	5.52	1.75	1.50	11.00	4.88	0.38	
	Dist. progressive	36.00	32.97	25.00	22.36	17.78	16.25	16.16	14.75	14.08	13.48	7.67	7.18	3.29	2.19	1.75	1.25	0.10	0.25	0.50	4.20	5.25	6.15	10.98	16.50	18.25	19.75	30.75	35.62	36.00
Quote Terreno		-244.25	-244.40	-243.92	-243.66	-243.52	-244.20	-244.24	-244.02	-243.91	-243.91	-241.07	-240.74	-240.75	-241.52	-241.81	-242.14	-242.97	-243.04	-243.04	-242.10	-241.58	-241.13	-240.85	-240.78	-240.76	-240.74	-240.62	-240.53	-240.55
Progetto	Dist. parziali						1.50	1.75			11.25				0.50	1.25	1.25	0.50	3.50			11.25		1.75	1.50					
	Dist. progressive						16.25	14.75			13.00				1.75	1.25	0.00	1.25	1.75	5.25			16.50		18.25	19.75				
Quote Progetto							-247.76	-247.69	-247.76		-247.80				-248.50	-248.50	-248.50	-248.50	-248.50	-248.72			-249.42		-249.53	-249.60	-249.60			