## Sezione longitudinale in asse trave
SCALA 1:25_1

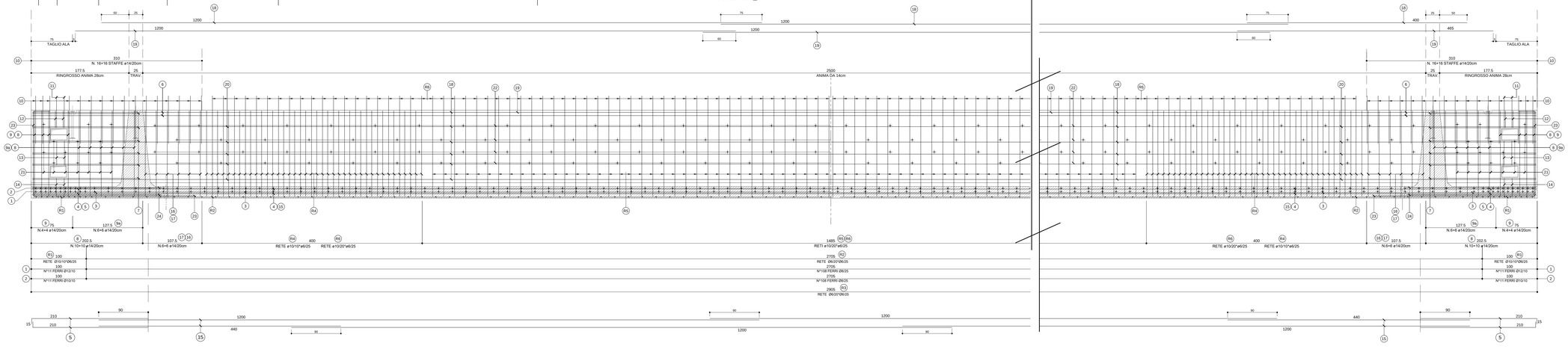


## ARMATURA DI PRECOMPRESSIONE
N. 52 TREFOLI DA 0.6"
PESO TREFOLI 1646.6 Kg

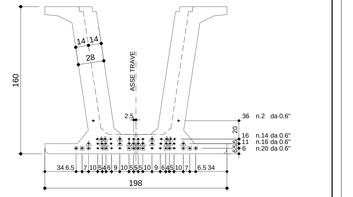


GUAINE ANTI-ADERENZA (ZONA D'APPOGGIO)

| TIPO | N° | Lungh. |
|---|---|---|
| | 16+18 | 150cm |
| | 8+8 | 300cm |
| | 6+6 | 400cm |

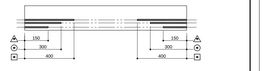

### CARATTERISTICHE DEI MATERIALI

CALCESTRUZZO — 28 gg Rck ≥ C 45/55; SFORMO ≥ C 35/45

FERRO — B 450C

TREFOLI — ROTTURA fptk >1860 MPa; SNERVAM. fp(0.1)k >1670 MPa; TENSIONE c.po 1373 MPa; 0.6"= 190900 Kg

## VISTA FRONTALE
SCALA 1:20_1

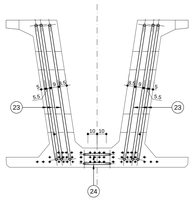

## SEZIONE A-A
SCALA 1:20_1

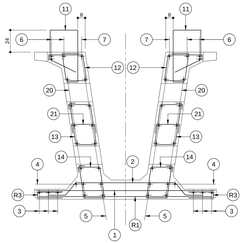

## SEZIONE B-B
SCALA 1:20_1

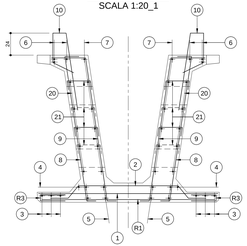

## SEZIONE D-D
SCALA 1:20_1

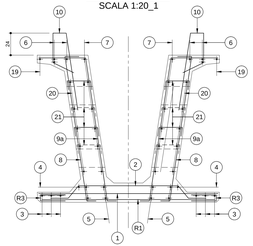

## SEZIONE E-E
SCALA 1:20_1

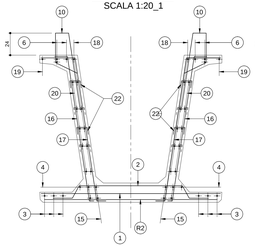

## SEZIONE C-C
SCALA 1:20_1

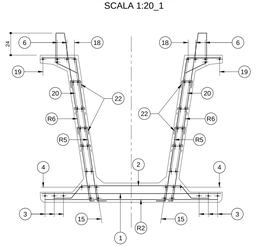

## SEZIONE F-F
SCALA 1:20_1

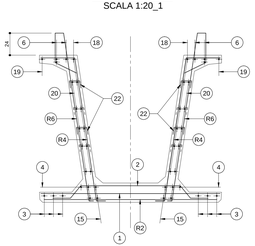

## Armatura traverso
SCALA 1:20_1

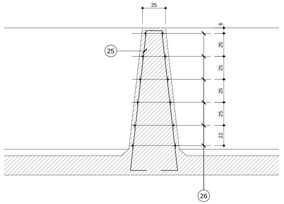

| POSIZIONE | 1 | | 2 | | 3 | 4 | 5 | 6 | 7 | 8 | 9 | 9a | 10 | 11 | 12 | 13 | 14 | 14 | 15 | 16 | 17 | 18 | 19 | 20 | 21 | 22 | 23 | 24 | 25 | 26 |
|---|---|---|---|---|---|---|---|---|---|---|---|---|---|---|---|---|---|---|---|---|---|---|---|---|---|---|---|---|---|---|
| Ø (mm) | 12 | 8 | 10 | 8 | 10 | 14 | 14 | 14 | 14 | 14 | 14 | 14 | 14 | 14 | 14 | 14 | 14 | 14 | 14 | 14 | 14 | 12 | 10 | 12 | 8 | 8 | 26 | 22 | 10 | 10 |
| N. FERRI | 11*2 | 108 | 11*2 | 108 | 3+3 | 3+3 | (2+2)*2 | 3+3 | (6+6)*2 | (10+10)*2 | (4+4)*2 | (6+6)*2 | (16+16)*2 | (2+2)*2 | (2+2)*2 | (2+2)*2 | (2+2)*2 | 2+2 | (6+6)*2 | (6+6)*2 | 6+6 | 1+1 | 5+5 | (15+15)*2 | 124+124 | (3+3)*2 | 2*2 | 4+4 | (6+6)*2 |
| PASSO (cm) | 1/10 | 1/25 | 1/10 | 1/25 | - | - | - | - | - | 1/20 | 1/20 | 1/20 | 1/20 | - | - | - | - | - | 1/20 | 1/20 | - | - | - | 1/40 | 1/80 | - | - | - | 1/25 |
| LUNGH. (m) | 1.89 | | 1.80 | | 12.00*2+6.15 | 12.00*2+6.75 | 2.25 | 12.00*2+6.75 | 2.10 | 1.90 | 2.10 | 2.25 | 1.80 | 1.59 | 1.50 | 1.56 | 1.34 | 12.00*2+4.30 | 1.85 | 2.10 | 12.00*2+4.00 | 12.00*2+4.00 | 12.00*2+6.45 | 12.00*2+6.45 | 0.40 | 0.27 | 4.80 | 5.50 | 3.50 | 2.045 |
| SAGOMA | 189 | | 108 / 17 / 8 / 17 / 15; α= 158° 85 | 100ø12 / 675 / SOVRAPP. 30%L3/4TE | 100ø12 / 610 / SOVRAPP. 30%L3/4TE | 100ø12 / 675 / SOVRAPP. 30%L3/4TE | 210 / LATO TELA ø14 | 100ø12 / 675 / SOVRAPP. 30%L3/4TE | 195 / LATO TELA ø14 | 12 / 35 / 55 / 55 / 35 / 12; α= 87°-40 β= 98°-85 | 35 / 55 / 55 / 35; α= 87°-40 | 35 / 55 / 55 / 35; α= 87°-40 | 14 / 35 / 55 / 55 / 35 / 14; α= 110° β= 98°-60 | 36; α= 110° β | 76 / 30 / 30 / 76; α= 98°-60 | 14 / 32 / 32 / 14; α= 87°-60 β= 98°-60 | 14 / 32 / 32 / 14; α= 87°-60 β= 98°-60 | 100ø12 / 400 / SOVRAPP. 30%L3/4TE | 14 / 35 / 55 / 55 / 35 / 14; α= 98°-60 | 100ø12 / 400 / SOVRAPP. 30%L3/4TE | 100ø12 / 400 / SOVRAPP. 30%L3/4TE | 100ø12 / 640 / SOVRAPP. 30%L3/4TE | 25 / 8 / 8 / 25; α= 98°-60 | 25 / 8 / 8 / 25; α= 98°-60 | 30 / 150 / 300 | 260 / 30 / 250 | 252 / 14 / 14 / 252; α= 87°-60 β= 98°-60 | 35 / 35; VARI: 20-49 |
| NOTE | | | | | | | | | | | | | | | | | | | | | | | | | DISPOSTI A QUINCONCE | DISPOSTI A QUINCONCE | | | | |
| PESO (Kg) | 117.6 | | 101.3 | | 111.7 | 223.2 | 21.8 | 223.2 | 44.8 | 92.0 | 40.7 | 65.3 | 139.4 | 15.4 | 14.5 | 15.1 | 13.0 | 137.0 | 53.7 | 61.0 | 298.7 | 35.4 | 270.7 | 9.5 | 26.5 | 240.4 | 65.7 | 17.3 | 30.3 | |

PESO TOTALE ACCIAIO Kg 2485

| RETI | R1 | R2 | R3 | R4 | R5 | R6 |
|---|---|---|---|---|---|---|
| Ø Trasv. (mm) | 10/10 | 6/20 | 6/20 | 10/10 | 10/20 | 10/20 |
| Ø Long. (mm) | 6/25 | 6/25 | 6/25 | 6/25 | 6/25 | 6/25 |
| SVILUPPO (m) | 1.89 | 1.89 | 0.60 | 2.10 | 2.10 | 2.46 |
| LUNGH. (m) | 2*1.00 | 27.05 | 2*28.95 | 2*2*4.00 | 2*14.85 | 2*22.85 |
| SAGOMA | 189 | 189 | 8 / 27 / 27 | 8 / 35 / 55 / 55 / 35 / 8; α= 98°-60 | 8 / 35 / 55 / 55 / 35 / 8; α= 98°-60 | 8 / 32 / 32 / 8; α= 87°-46 β= 118°-46 |
| NOTE | | | | VEDI DETTAGLIO | VEDI DETTAGLIO | VEDI DETTAGLIO |
| PESO (Kg) | 26.7 | 102.2 | 69.5 | 237.2 | 247.6 | 446.3 |

PESO TOTALE RETI Kg 1130

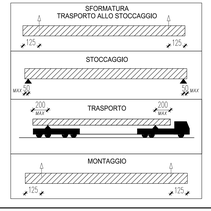


## DETTAGLIO RETI R4-R5
SCALA 1:20_1

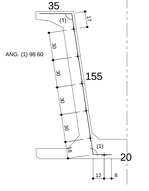


## DETTAGLIO RETE R6
SCALA 1:20_1

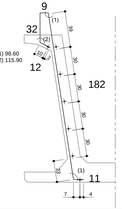


ANAS S.p.A.
Direzione Progettazione e Realizzazione Lavori

**VARIANTE ALLA S.S.1 AURELIA (AURELIA BIS)**
**VIABILITA' DI ACCESSO ALL' HUB PORTUALE DI LA SPEZIA**
**INTERCONNESSIONE TRA I CASELLI DELLA A-12 E IL PORTO DI LA SPEZIA**
**3° LOTTO TRA FELETTINO E IL RACCORDO AUTOSTRADALE**

**PROGETTO ESECUTIVO DI STRALCIO E COMPLETAMENTO C - 3° TRATTO**

**PROGETTO ESECUTIVO** — **GE265**

CESI — Shaping a Better Energy Future — Mandatarie
TECHINT Engineering & Construction — Mandatarie
ICEC — Mandataria

| VISTO: IL RESPONSABILE DEL PROCEDIMENTO | RESPONSABILE DELL'INTEGRAZIONE DELLE PRESTAZIONI SPECIALISTICHE | PROGETTISTA SPECIALISTA | IL COORDINATORE DELLA SICUREZZA IN FASE DI PROGETTAZIONE |
|---|---|---|---|
| Ing. Fabrizio CARDONE | Ing. Alessandro RODINO | Ing. Paolo Alberto COLETTI | Dott. Domenico TRIMBOLI |

# OPERE MAGGIORI
**SVINCOLO DI MELARA**
**VIADOTTO RAMPA 'S'**
**IMPALCATO - ARMATURA TRAVE S09a-S09b**

| CODICE PROGETTO | | | NOME FILE | REVISIONE | SCALA: |
|---|---|---|---|---|---|
| PROGETTO | LIV. PROG. | N. PROG. | 0000_V04VI14STRAR10_A | | |
| DPGE0265 | E | 20 | CODICE ELAB. V04VI14STRAR10 | A | VARIE |

| REV. | DESCRIZIONE | DATA | REDATTO | VERIFICATO | APPROVATO |
|---|---|---|---|---|---|
| C | | | | | |
| B | | | | | |
| A | EMISSIONE | Marzo 2021 | G. Naretto | A. Rodino | D. Morgera |