



INTERVENTI PER IL DRAGAGGIO DI 2,3 M m³ DI SEDIMENTI IN AREA MOLO POLISETTORIALE PER LA REALIZZAZIONE DI UN PRIMO LOTTO DELLA CASSA DI COLMATA FUNZIONALE ALL'AMPLIAMENTO DEL V SPORGENTE DEL PORTO DI TARANTO

Progetto Esecutivo

MARGINAMENTO A MARE

Allegati alla relazione di calcolo strutturale allineamento "BC"

SCALA:

CODICE PROGETTO		CODICE ELABORATO							REV	REP
PUG102		PE	STR	MM	00	00	RE	02	B	514

REVISIONI	REV	DATA	DESCRIZIONE	REDATTO	CONTROLLATO	APPROVATO
	B	Maggio 2016	Nota A.P. Prot. U. 0006807 22/04/2016	Lotti ing/iLS studio		
	A	Gennaio 2016	Emissione	Lotti ing/iLS studio		

Progettisti indicati - R.T.P.:

MANDATARIA **LSTTÀ** *SpA* ingegneria
MANDANTE **ingLuigiSeverini.studio**
Ingegneria Italiana

IL PROGETTISTA



Impresa:



IL RESPONSABILE DEL PROCEDIMENTO

INDICE

1	ALLEGATI DI CALCOLO (MODELLO GLOBALE PARATIA)	1
1.1	TABULATI DI INPUT ED OUTPUT SEZIONE 5 (C.D.)	1
1.1.1	Riepilogo deformazioni	1
1.1.2	Riepilogo spinte	10
1.1.3	Riepilogo sollecitazioni	20
1.1.4	Grafici	30
1.2	TABULATI DI INPUT ED OUTPUT SEZIONE 5 (C.N.D.)	31
1.2.1	Riepilogo deformazioni	31
1.2.2	Riepilogo spinte	42
1.2.3	Riepilogo sollecitazioni	52
1.2.4	Grafici	67
1.3	TABULATI DI INPUT ED OUTPUT SEZIONE 6 (C.D.)	68
1.3.1	Riepilogo deformazioni	68
1.3.2	Riepilogo spinte	78
1.3.3	Riepilogo sollecitazioni	88
1.3.4	Grafici	100
1.4	TABULATI DI INPUT ED OUTPUT SEZIONE 6 (C.N.D.)	101
1.4.1	Riepilogo deformazioni	101
1.4.2	Riepilogo spinte	111
1.4.3	Riepilogo sollecitazioni	126
1.4.4	Grafici	144
1.5	TABULATI DI INPUT ED OUTPUT SEZIONE 7 (C.D.)	145
1.5.1	Riepilogo deformazioni	145
1.5.2	Riepilogo spinte	156
1.5.3	Riepilogo sollecitazioni	172
1.5.4	Grafici	189
1.6	TABULATI DI INPUT ED OUTPUT SEZIONE 7 (C.N.D.)	190
1.6.1	Riepilogo deformazioni	190
1.6.2	Riepilogo spinte	199
1.6.3	Riepilogo sollecitazioni	215

1.6.4	Grafici.....	228
1.7	TABULATI DI INPUT ED OUTPUT SEZIONE 8 (C.D.).....	229
1.7.1	Riepilogo deformazioni	229
1.7.2	Riepilogo spinte	235
1.7.3	Riepilogo sollecitazioni.....	244
1.7.4	Grafici.....	253
1.8	TABULATI DI INPUT ED OUTPUT SEZIONE 8 (C.N.D.).....	254
1.8.1	Riepilogo deformazioni	254
1.8.2	Riepilogo spinte	259
1.8.3	Riepilogo sollecitazioni.....	265
1.8.4	Grafici.....	274
2	ALLEGATI DI CALCOLO (MODELLO DIAFRAMMI).....	275
2.1	TABULATI DI INPUT ED OUTPUT SEZIONE 5	275
2.2	TABULATI DI INPUT ED OUTPUT SEZIONE 6	515
2.3	TABULATI DI INPUT ED OUTPUT SEZIONE 7	759
2.4	TABULATI DI INPUT ED OUTPUT SEZIONE 8	1111
2.5	TABULATI DI INPUT ED OUTPUT GARGAME MODELLO 1.....	1355
2.6	TABULATI DI INPUT ED OUTPUT GARGAME MODELLO 2.....	1378

1 ALLEGATI DI CALCOLO (MODELLO GLOBALE PARATIA)

1.1 TABULATI DI INPUT ED OUTPUT SEZIONE 5 (C.D.)

1.1.1 Riepilogo deformazioni

FASE	2	3	4	5	6	7
Y	Ux	Uy	Ux	Uy	Ux	Uy
[m]	[m]	[m]	[m]	[m]	[m]	[m]
3.50	0.000	0.000	0.000	0.000	0.000	0.000
3.23	0.000	0.000	0.000	0.000	0.000	0.000
2.95	0.000	0.000	0.000	0.000	0.000	0.000
2.68	0.000	0.000	0.000	0.000	0.000	0.000
2.40	0.000	0.000	0.000	0.000	0.000	0.000
2.40	0.000	0.000	0.000	0.000	0.000	0.000
2.30	0.000	0.000	0.000	0.000	0.000	0.000
2.20	0.000	0.000	0.000	0.000	0.000	0.000
2.10	0.000	0.000	0.000	0.000	0.000	0.000
2.00	0.000	0.000	0.000	0.000	0.000	0.000
2.00	0.080	0.003	0.165	0.003	0.042	0.003
1.88	0.080	0.003	0.164	0.003	0.041	0.003
1.75	0.079	0.003	0.163	0.003	0.041	0.003
1.63	0.079	0.003	0.161	0.003	0.041	0.003
1.50	0.078	0.003	0.160	0.003	0.041	0.003
1.50	0.078	0.003	0.160	0.003	0.041	0.003
1.31	0.077	0.003	0.159	0.003	0.040	0.003
1.13	0.077	0.003	0.157	0.003	0.040	0.003
0.94	0.076	0.003	0.155	0.003	0.040	0.003
0.75	0.075	0.003	0.154	0.003	0.039	0.003
0.75	0.075	0.003	0.154	0.003	0.039	0.003
0.56	0.074	0.003	0.152	0.003	0.039	0.003
0.38	0.074	0.003	0.150	0.003	0.039	0.003
0.19	0.073	0.003	0.149	0.003	0.038	0.003
0.00	0.072	0.003	0.147	0.003	0.038	0.003
0.00	0.072	0.003	0.147	0.003	0.038	0.003
-0.25	0.071	0.003	0.145	0.003	0.038	0.003
-0.50	0.070	0.003	0.143	0.003	0.037	0.003
-0.75	0.069	0.003	0.140	0.003	0.037	0.003
-1.00	0.068	0.003	0.138	0.003	0.036	0.003
-1.00	0.068	0.003	0.138	0.003	0.036	0.003
-1.28	0.067	0.003	0.136	0.003	0.036	0.003
-1.55	0.066	0.003	0.133	0.003	0.035	0.003
-1.83	0.065	0.003	0.131	0.003	0.035	0.003
-2.10	0.064	0.003	0.129	0.003	0.034	0.003
-2.10	0.064	0.003	0.129	0.003	0.034	0.003
-2.33	0.063	0.003	0.127	0.003	0.034	0.003
-2.55	0.062	0.003	0.125	0.003	0.034	0.003
-2.78	0.061	0.003	0.123	0.003	0.033	0.003
-3.00	0.060	0.003	0.121	0.003	0.033	0.003
-3.00	0.060	0.003	0.121	0.003	0.033	0.003
-3.23	0.059	0.003	0.119	0.003	0.032	0.003
-3.46	0.058	0.003	0.117	0.003	0.032	0.003
-3.69	0.058	0.003	0.115	0.003	0.032	0.003
-3.92	0.057	0.003	0.113	0.003	0.031	0.003
-3.92	0.057	0.003	0.113	0.003	0.031	0.003
-4.15	0.056	0.003	0.111	0.003	0.031	0.003
-4.38	0.055	0.003	0.109	0.003	0.031	0.003
-4.60	0.054	0.003	0.107	0.003	0.030	0.003
-4.83	0.053	0.003	0.105	0.003	0.030	0.003
-4.83	0.053	0.003	0.105	0.003	0.030	0.003
-5.06	0.052	0.003	0.103	0.003	0.029	0.003



Autorità Portuale di Taranto
 Interventi per il dragaggio di 2,3 M m³ di sedimenti in area Molo Polisettoriale e per la realizzazione di un primo lotto della cassa di colmata funzionale all'ampliamento del V Sporgente del Porto di Taranto

Allegati alla relazione di calcolo strutturale allineamento "BC"

Data 05/2016
 Rev. B
 c.d.c.: C296A
 514B



-5.29	0.051	0.003	0.101	0.003	0.029	0.003	-0.020	-0.004	0.006	-0.003	-0.040	-0.004
-5.52	0.050	0.003	0.099	0.003	0.029	0.003	-0.019	-0.004	0.006	-0.003	-0.039	-0.004
-5.75	0.049	0.003	0.097	0.003	0.028	0.003	-0.019	-0.004	0.006	-0.003	-0.038	-0.004
-5.75	0.049	0.003	0.097	0.003	0.028	0.003	-0.019	-0.004	0.006	-0.003	-0.038	-0.004
-5.98	0.049	0.003	0.095	0.003	0.028	0.003	-0.018	-0.004	0.006	-0.003	-0.037	-0.004
-6.21	0.048	0.003	0.093	0.003	0.027	0.003	-0.018	-0.004	0.006	-0.003	-0.036	-0.004
-6.44	0.047	0.003	0.091	0.003	0.027	0.003	-0.017	-0.004	0.006	-0.003	-0.035	-0.004
-6.67	0.046	0.003	0.089	0.003	0.027	0.003	-0.016	-0.004	0.006	-0.003	-0.034	-0.004
-6.67	0.046	0.003	0.089	0.003	0.027	0.003	-0.016	-0.004	0.006	-0.003	-0.034	-0.004
-6.90	0.045	0.003	0.087	0.003	0.026	0.003	-0.016	-0.004	0.006	-0.003	-0.033	-0.004
-7.13	0.044	0.003	0.085	0.003	0.026	0.003	-0.015	-0.004	0.006	-0.003	-0.032	-0.004
-7.35	0.043	0.003	0.083	0.003	0.025	0.003	-0.015	-0.004	0.006	-0.003	-0.031	-0.004
-7.58	0.042	0.003	0.082	0.003	0.025	0.003	-0.014	-0.004	0.006	-0.003	-0.030	-0.004
-7.58	0.042	0.003	0.082	0.003	0.025	0.003	-0.014	-0.004	0.006	-0.003	-0.030	-0.004
-7.81	0.042	0.003	0.080	0.003	0.025	0.003	-0.014	-0.004	0.005	-0.003	-0.030	-0.004
-8.04	0.041	0.003	0.078	0.003	0.024	0.003	-0.013	-0.004	0.005	-0.003	-0.029	-0.004
-8.27	0.040	0.003	0.076	0.003	0.024	0.003	-0.012	-0.004	0.005	-0.003	-0.028	-0.004
-8.50	0.039	0.003	0.074	0.003	0.023	0.003	-0.012	-0.004	0.005	-0.003	-0.027	-0.004
-8.50	0.039	0.003	0.074	0.003	0.023	0.003	-0.012	-0.004	0.005	-0.003	-0.027	-0.004
-8.74	0.038	0.003	0.072	0.003	0.023	0.003	-0.011	-0.004	0.005	-0.003	-0.026	-0.004
-8.98	0.037	0.003	0.070	0.003	0.023	0.003	-0.011	-0.004	0.005	-0.003	-0.025	-0.004
-9.22	0.036	0.003	0.069	0.003	0.022	0.003	-0.010	-0.004	0.005	-0.003	-0.024	-0.004
-9.46	0.036	0.003	0.067	0.003	0.022	0.003	-0.010	-0.004	0.005	-0.003	-0.023	-0.004
-9.46	0.036	0.003	0.067	0.003	0.022	0.003	-0.010	-0.004	0.005	-0.003	-0.023	-0.004
-9.71	0.035	0.003	0.065	0.003	0.021	0.003	-0.009	-0.004	0.005	-0.003	-0.022	-0.004
-9.95	0.034	0.003	0.063	0.003	0.021	0.003	-0.009	-0.004	0.005	-0.003	-0.021	-0.004
-10.19	0.033	0.003	0.061	0.003	0.021	0.003	-0.008	-0.004	0.005	-0.003	-0.020	-0.004
-10.43	0.032	0.003	0.060	0.003	0.020	0.003	-0.008	-0.004	0.005	-0.003	-0.019	-0.004
-10.43	0.032	0.003	0.060	0.003	0.020	0.003	-0.008	-0.004	0.005	-0.003	-0.019	-0.004
-10.67	0.031	0.003	0.058	0.003	0.020	0.003	-0.007	-0.004	0.005	-0.003	-0.018	-0.004
-10.91	0.031	0.003	0.056	0.003	0.020	0.003	-0.007	-0.004	0.005	-0.003	-0.017	-0.004
-11.15	0.030	0.003	0.055	0.003	0.019	0.003	-0.006	-0.004	0.005	-0.003	-0.017	-0.004
-11.39	0.029	0.003	0.053	0.003	0.019	0.003	-0.006	-0.004	0.005	-0.003	-0.016	-0.004
-11.39	0.029	0.003	0.053	0.003	0.019	0.003	-0.006	-0.004	0.005	-0.003	-0.016	-0.004
-11.63	0.028	0.003	0.051	0.003	0.018	0.003	-0.005	-0.004	0.005	-0.003	-0.015	-0.004
-11.88	0.028	0.003	0.050	0.003	0.018	0.003	-0.005	-0.004	0.005	-0.003	-0.014	-0.004
-12.12	0.027	0.003	0.048	0.003	0.018	0.003	-0.004	-0.004	0.005	-0.003	-0.013	-0.004
-12.36	0.026	0.003	0.047	0.003	0.017	0.003	-0.004	-0.004	0.006	-0.003	-0.013	-0.004
-12.36	0.026	0.003	0.047	0.003	0.017	0.003	-0.004	-0.004	0.006	-0.003	-0.013	-0.004
-12.60	0.026	0.003	0.045	0.003	0.017	0.003	-0.003	-0.004	0.006	-0.003	-0.012	-0.004
-12.84	0.025	0.003	0.044	0.003	0.017	0.003	-0.003	-0.004	0.006	-0.003	-0.011	-0.004
-13.08	0.024	0.003	0.042	0.003	0.016	0.003	-0.003	-0.004	0.006	-0.003	-0.010	-0.004
-13.32	0.024	0.003	0.041	0.003	0.016	0.003	-0.002	-0.004	0.006	-0.003	-0.010	-0.004
-13.32	0.024	0.003	0.041	0.003	0.016	0.003	-0.002	-0.004	0.006	-0.003	-0.010	-0.004
-13.56	0.023	0.003	0.040	0.003	0.016	0.003	-0.002	-0.004	0.006	-0.003	-0.009	-0.004
-13.80	0.022	0.003	0.038	0.003	0.015	0.003	-0.002	-0.004	0.006	-0.003	-0.008	-0.004
-14.04	0.022	0.003	0.037	0.003	0.015	0.003	-0.001	-0.004	0.006	-0.003	-0.008	-0.004
-14.29	0.021	0.003	0.036	0.003	0.015	0.003	-0.001	-0.004	0.006	-0.003	-0.007	-0.004
-14.29	0.021	0.003	0.036	0.003	0.015	0.003	-0.001	-0.004	0.006	-0.003	-0.007	-0.004
-14.53	0.021	0.003	0.034	0.003	0.015	0.003	-0.001	-0.004	0.006	-0.003	-0.006	-0.004
-14.77	0.020	0.003	0.033	0.003	0.014	0.003	0.000	-0.004	0.006	-0.003	-0.006	-0.004
-15.01	0.019	0.003	0.032	0.003	0.014	0.003	0.000	-0.004	0.006	-0.003	-0.005	-0.004
-15.25	0.019	0.003	0.031	0.003	0.014	0.003	0.000	-0.004	0.006	-0.003	-0.005	-0.004
-15.25	0.019	0.003	0.031	0.003	0.014	0.003	0.000	-0.004	0.006	-0.003	-0.005	-0.004
-15.49	0.018	0.003	0.030	0.003	0.013	0.003	0.001	-0.004	0.006	-0.003	-0.004	-0.004
-15.73	0.018	0.003	0.029	0.003	0.013	0.003	0.001	-0.004	0.006	-0.003	-0.004	-0.004
-15.97	0.017	0.003	0.028	0.003	0.013	0.003	0.001	-0.004	0.006	-0.003	-0.003	-0.004
-16.21	0.017	0.003	0.027	0.003	0.013	0.003	0.001	-0.004	0.006	-0.003	-0.003	-0.004
-16.21	0.017	0.003	0.027	0.003	0.013	0.003	0.001	-0.004	0.006	-0.003	-0.003	-0.004
-16.46	0.017	0.003	0.026	0.003	0.012	0.003	0.002	-0.004	0.006	-0.003	-0.002	-0.004
-16.70	0.016	0.003	0.025	0.003	0.012	0.003	0.002	-0.004	0.006	-0.003	-0.002	-0.004
-16.94	0.016	0.003	0.024	0.003	0.012	0.003	0.002	-0.004	0.006	-0.003	-0.002	-0.004
-17.18	0.015	0.003	0.023	0.003	0.012	0.003	0.002	-0.004	0.006	-0.003	-0.001	-0.004
-17.18	0.015	0.003	0.023	0.003	0.012	0.003	0.002	-0.004	0.006	-0.003	-0.001	-0.004
-17.42	0.015	0.003	0.022	0.003	0.011	0.003	0.002	-0.004	0.006	-0.003	-0.001	-0.004



Autorità Portuale di Taranto
 Interventi per il dragaggio di 2,3 M m³ di sedimenti in area Molo Polisettoriale e per la realizzazione di un primo lotto della cassa di colmata funzionale all'ampliamento del V Sporgente del Porto di Taranto

Allegati alla relazione di calcolo strutturale allineamento "BC"

Data 05/2016
 Rev. B
 c.d.c.: C296A
 514B



-17.66	0.014	0.003	0.022	0.003	0.011	0.003	0.003	-0.004	0.006	-0.003	0.000	-0.004
-17.90	0.014	0.003	0.021	0.003	0.011	0.003	0.003	-0.004	0.006	-0.003	0.000	-0.004
-18.14	0.014	0.003	0.020	0.003	0.011	0.003	0.003	-0.004	0.006	-0.003	0.000	-0.004
-18.14	0.014	0.003	0.020	0.003	0.011	0.003	0.003	-0.004	0.006	-0.003	0.000	-0.004
-18.38	0.013	0.003	0.019	0.003	0.011	0.003	0.003	-0.004	0.006	-0.003	0.000	-0.004
-18.63	0.013	0.003	0.019	0.003	0.010	0.003	0.003	-0.004	0.006	-0.003	0.001	-0.004
-18.87	0.013	0.003	0.018	0.003	0.010	0.003	0.003	-0.004	0.006	-0.003	0.001	-0.004
-19.11	0.012	0.003	0.017	0.003	0.010	0.003	0.004	-0.004	0.006	-0.003	0.001	-0.004
-19.11	0.012	0.003	0.017	0.003	0.010	0.003	0.004	-0.004	0.006	-0.003	0.001	-0.004
-19.35	0.012	0.003	0.017	0.003	0.010	0.003	0.004	-0.004	0.006	-0.003	0.002	-0.004
-19.59	0.012	0.003	0.016	0.003	0.010	0.003	0.004	-0.004	0.006	-0.003	0.002	-0.004
-19.83	0.011	0.003	0.015	0.003	0.009	0.003	0.004	-0.004	0.006	-0.003	0.002	-0.004
-20.07	0.011	0.003	0.015	0.003	0.009	0.003	0.004	-0.004	0.006	-0.003	0.002	-0.004
-20.07	0.011	0.003	0.015	0.003	0.009	0.003	0.004	-0.004	0.006	-0.003	0.002	-0.004
-20.31	0.011	0.003	0.014	0.003	0.009	0.003	0.004	-0.004	0.006	-0.003	0.002	-0.004
-20.55	0.011	0.003	0.014	0.003	0.009	0.003	0.004	-0.004	0.006	-0.003	0.002	-0.004
-20.79	0.010	0.003	0.013	0.003	0.009	0.003	0.004	-0.004	0.006	-0.003	0.003	-0.004
-21.04	0.010	0.003	0.013	0.003	0.009	0.003	0.004	-0.004	0.006	-0.003	0.003	-0.003
-21.04	0.010	0.003	0.013	0.003	0.009	0.003	0.004	-0.004	0.006	-0.003	0.003	-0.003
-21.28	0.010	0.003	0.013	0.003	0.008	0.003	0.004	-0.004	0.006	-0.003	0.003	-0.003
-21.52	0.010	0.003	0.012	0.003	0.008	0.003	0.004	-0.004	0.006	-0.003	0.003	-0.003
-21.76	0.009	0.003	0.012	0.003	0.008	0.003	0.004	-0.004	0.006	-0.003	0.003	-0.003
-22.00	0.009	0.003	0.011	0.003	0.008	0.003	0.004	-0.004	0.006	-0.003	0.003	-0.003
-22.00	0.009	0.003	0.011	0.003	0.008	0.003	0.004	-0.004	0.006	-0.003	0.003	-0.003
-22.23	0.009	0.003	0.011	0.003	0.008	0.003	0.004	-0.004	0.006	-0.003	0.003	-0.003
-22.46	0.009	0.003	0.011	0.003	0.008	0.003	0.004	-0.004	0.006	-0.003	0.003	-0.003
-22.69	0.009	0.003	0.010	0.003	0.007	0.003	0.004	-0.004	0.006	-0.003	0.003	-0.003
-22.92	0.008	0.003	0.010	0.003	0.007	0.003	0.004	-0.004	0.006	-0.003	0.004	-0.003
-22.92	0.008	0.003	0.010	0.003	0.007	0.003	0.004	-0.004	0.006	-0.003	0.004	-0.003
-23.15	0.008	0.003	0.010	0.003	0.007	0.003	0.004	-0.004	0.005	-0.003	0.004	-0.003
-23.38	0.008	0.003	0.009	0.003	0.007	0.003	0.004	-0.004	0.005	-0.003	0.004	-0.003
-23.60	0.008	0.003	0.009	0.003	0.007	0.003	0.004	-0.004	0.005	-0.003	0.004	-0.003
-23.83	0.008	0.003	0.009	0.003	0.007	0.003	0.004	-0.004	0.005	-0.003	0.004	-0.003
-23.83	0.008	0.003	0.009	0.003	0.007	0.003	0.004	-0.004	0.005	-0.003	0.004	-0.003
-24.06	0.008	0.003	0.009	0.003	0.007	0.003	0.004	-0.004	0.005	-0.003	0.004	-0.003
-24.29	0.007	0.003	0.008	0.003	0.007	0.003	0.004	-0.004	0.005	-0.003	0.004	-0.003
-24.52	0.007	0.003	0.008	0.003	0.007	0.003	0.004	-0.004	0.005	-0.003	0.004	-0.003
-24.75	0.007	0.003	0.008	0.003	0.006	0.003	0.004	-0.004	0.005	-0.003	0.004	-0.003
-24.75	0.007	0.003	0.008	0.003	0.006	0.003	0.004	-0.004	0.005	-0.003	0.004	-0.003
-24.98	0.007	0.003	0.008	0.003	0.006	0.003	0.004	-0.004	0.005	-0.003	0.004	-0.003
-25.21	0.007	0.003	0.008	0.003	0.006	0.003	0.004	-0.004	0.005	-0.003	0.004	-0.003
-25.44	0.007	0.003	0.007	0.003	0.006	0.003	0.004	-0.004	0.005	-0.003	0.004	-0.003
-25.67	0.007	0.003	0.007	0.003	0.006	0.003	0.004	-0.004	0.005	-0.003	0.004	-0.003
-25.67	0.007	0.003	0.007	0.003	0.006	0.003	0.004	-0.004	0.005	-0.003	0.004	-0.003
-25.90	0.007	0.003	0.007	0.003	0.006	0.003	0.004	-0.004	0.005	-0.003	0.004	-0.003
-26.13	0.006	0.003	0.007	0.003	0.006	0.003	0.004	-0.004	0.005	-0.003	0.004	-0.003
-26.35	0.006	0.003	0.007	0.003	0.006	0.003	0.004	-0.004	0.005	-0.003	0.004	-0.003
-26.58	0.006	0.003	0.007	0.003	0.006	0.003	0.004	-0.004	0.005	-0.003	0.004	-0.003
-26.58	0.006	0.003	0.007	0.003	0.006	0.003	0.004	-0.004	0.005	-0.003	0.004	-0.003
-26.81	0.006	0.003	0.007	0.003	0.006	0.003	0.004	-0.004	0.005	-0.003	0.004	-0.003
-27.04	0.006	0.003	0.006	0.003	0.006	0.003	0.004	-0.004	0.005	-0.003	0.004	-0.003
-27.27	0.006	0.003	0.006	0.003	0.005	0.003	0.004	-0.004	0.005	-0.003	0.004	-0.003
-27.50	0.006	0.003	0.006	0.003	0.005	0.003	0.004	-0.004	0.005	-0.003	0.004	-0.003
-27.50	0.006	0.003	0.006	0.003	0.005	0.003	0.004	-0.004	0.005	-0.003	0.004	-0.003
-27.74	0.006	0.003	0.006	0.003	0.005	0.003	0.004	-0.004	0.005	-0.003	0.004	-0.003
-27.98	0.006	0.003	0.006	0.003	0.005	0.003	0.004	-0.004	0.005	-0.003	0.004	-0.003
-28.22	0.006	0.003	0.006	0.003	0.005	0.003	0.004	-0.004	0.005	-0.003	0.004	-0.003
-28.45	0.005	0.003	0.006	0.003	0.005	0.003	0.004	-0.004	0.005	-0.003	0.004	-0.003
-28.45	0.005	0.003	0.006	0.003	0.005	0.003	0.004	-0.004	0.005	-0.003	0.004	-0.003
-28.69	0.005	0.003	0.006	0.003	0.005	0.003	0.004	-0.004	0.004	-0.003	0.004	-0.003
-28.93	0.005	0.003	0.006	0.003	0.005	0.003	0.004	-0.004	0.004	-0.003	0.004	-0.003
-29.17	0.005	0.003	0.006	0.003	0.005	0.003	0.004	-0.004	0.004	-0.003	0.004	-0.003
-29.41	0.005	0.003	0.005	0.003	0.005	0.003	0.004	-0.004	0.004	-0.003	0.004	-0.003
-29.41	0.005	0.003	0.005	0.003	0.005	0.003	0.004	-0.004	0.004	-0.003	0.004	-0.003
-29.65	0.005	0.003	0.005	0.003	0.005	0.003	0.004	-0.004	0.004	-0.003	0.004	-0.003



Autorità Portuale di Taranto
 Interventi per il dragaggio di 2,3 M m³ di sedimenti in area Molo Polisettoriale e per la realizzazione di un primo lotto della cassa di colmata funzionale all'ampliamento del V Sporgente del Porto di Taranto

Allegati alla relazione di calcolo strutturale allineamento "BC"

Data 05/2016
 Rev. B
 c.d.c.: C296A
 514B



-29.89	0.005	0.003	0.005	0.003	0.005	0.003	0.004	-0.004	0.004	-0.003	0.004	-0.003
-30.13	0.005	0.003	0.005	0.003	0.005	0.003	0.004	-0.004	0.004	-0.003	0.004	-0.003
-30.36	0.005	0.003	0.005	0.003	0.005	0.003	0.004	-0.004	0.004	-0.003	0.004	-0.003
-30.36	0.005	0.003	0.005	0.003	0.005	0.003	0.004	-0.004	0.004	-0.003	0.004	-0.003
-30.60	0.005	0.003	0.005	0.003	0.005	0.003	0.004	-0.004	0.004	-0.003	0.003	-0.003
-30.84	0.005	0.003	0.005	0.003	0.005	0.003	0.004	-0.004	0.004	-0.003	0.003	-0.003
-31.08	0.005	0.003	0.005	0.003	0.004	0.003	0.004	-0.004	0.004	-0.003	0.003	-0.003
-31.32	0.005	0.003	0.005	0.003	0.004	0.003	0.004	-0.004	0.004	-0.003	0.003	-0.003
-31.32	0.005	0.003	0.005	0.003	0.004	0.003	0.004	-0.004	0.004	-0.003	0.003	-0.003
-31.56	0.005	0.003	0.005	0.003	0.004	0.003	0.004	-0.004	0.004	-0.003	0.003	-0.003
-31.80	0.005	0.003	0.005	0.003	0.004	0.003	0.004	-0.004	0.004	-0.003	0.003	-0.003
-32.03	0.005	0.003	0.005	0.003	0.004	0.003	0.004	-0.004	0.004	-0.003	0.003	-0.003
-32.27	0.005	0.003	0.005	0.003	0.004	0.003	0.004	-0.004	0.004	-0.003	0.003	-0.003
-32.27	0.005	0.003	0.005	0.003	0.004	0.003	0.004	-0.004	0.004	-0.003	0.003	-0.003
-32.51	0.005	0.003	0.005	0.003	0.004	0.003	0.003	-0.004	0.004	-0.003	0.003	-0.003
-32.75	0.005	0.003	0.005	0.003	0.004	0.003	0.003	-0.004	0.004	-0.003	0.003	-0.003
-32.99	0.005	0.003	0.005	0.003	0.004	0.003	0.003	-0.004	0.004	-0.003	0.003	-0.003
-33.23	0.004	0.003	0.005	0.003	0.004	0.003	0.003	-0.004	0.004	-0.003	0.003	-0.003
-33.23	0.004	0.003	0.005	0.003	0.004	0.003	0.003	-0.004	0.004	-0.003	0.003	-0.003
-33.47	0.004	0.003	0.005	0.003	0.004	0.003	0.003	-0.004	0.004	-0.003	0.003	-0.003
-33.70	0.004	0.003	0.005	0.003	0.004	0.003	0.003	-0.004	0.004	-0.003	0.003	-0.003
-33.94	0.004	0.003	0.005	0.003	0.004	0.003	0.003	-0.004	0.004	-0.003	0.003	-0.003
-34.18	0.004	0.003	0.005	0.003	0.004	0.003	0.003	-0.004	0.004	-0.003	0.003	-0.003
-34.18	0.004	0.003	0.005	0.003	0.004	0.003	0.003	-0.004	0.004	-0.003	0.003	-0.003
-34.42	0.004	0.003	0.005	0.003	0.004	0.003	0.003	-0.004	0.004	-0.003	0.003	-0.003
-34.66	0.004	0.003	0.005	0.003	0.004	0.003	0.003	-0.004	0.004	-0.003	0.003	-0.003
-34.90	0.004	0.003	0.005	0.003	0.004	0.003	0.003	-0.004	0.004	-0.003	0.003	-0.003
-35.14	0.004	0.003	0.005	0.003	0.004	0.003	0.003	-0.004	0.004	-0.003	0.003	-0.003
-35.14	0.004	0.003	0.005	0.003	0.004	0.003	0.003	-0.004	0.004	-0.003	0.003	-0.003
-35.38	0.004	0.003	0.005	0.003	0.004	0.003	0.003	-0.004	0.004	-0.003	0.003	-0.003
-35.61	0.004	0.003	0.005	0.003	0.004	0.003	0.003	-0.004	0.004	-0.003	0.003	-0.003
-35.85	0.004	0.003	0.005	0.003	0.004	0.003	0.003	-0.004	0.004	-0.003	0.003	-0.003
-36.09	0.004	0.003	0.005	0.003	0.004	0.003	0.003	-0.004	0.004	-0.003	0.003	-0.003
-36.09	0.004	0.003	0.005	0.003	0.004	0.003	0.003	-0.004	0.004	-0.003	0.003	-0.003
-36.33	0.004	0.003	0.005	0.003	0.004	0.003	0.003	-0.004	0.004	-0.003	0.003	-0.003
-36.57	0.004	0.003	0.005	0.003	0.004	0.003	0.003	-0.004	0.004	-0.003	0.003	-0.003
-36.81	0.004	0.003	0.005	0.003	0.004	0.003	0.003	-0.004	0.004	-0.003	0.003	-0.003
-37.05	0.004	0.003	0.004	0.003	0.004	0.003	0.003	-0.004	0.004	-0.003	0.003	-0.003
-37.05	0.004	0.003	0.004	0.003	0.004	0.003	0.003	-0.004	0.004	-0.003	0.003	-0.003
-37.28	0.004	0.003	0.004	0.003	0.004	0.003	0.003	-0.004	0.003	-0.003	0.003	-0.003
-37.52	0.004	0.003	0.004	0.003	0.004	0.003	0.003	-0.004	0.003	-0.003	0.003	-0.003
-37.76	0.004	0.003	0.004	0.003	0.004	0.003	0.003	-0.004	0.003	-0.003	0.003	-0.003
-38.00	0.004	0.003	0.004	0.003	0.004	0.003	0.003	-0.004	0.003	-0.003	0.003	-0.003



Autorità Portuale di Taranto

Interventi per il dragaggio di 2,3 M m³ di sedimenti in area Molo Polisettoriale e per la realizzazione di un primo lotto della cassa di colmanta funzionale all'ampliamento del V Sporgente del Porto di Taranto

Allegati alla relazione di calcolo strutturale allineamento "BC"

Data 05/2016
Rev. B
c.d.c.: C296A
514B



Autorità Portuale di Taranto

Interventi per il dragaggio di 2,3 M m³ di sedimenti in area Molo Polisettoriale e per la realizzazione di un primo lotto della cassa di colmata funzionale all'ampliamento del V Sporgente del Porto di Taranto

Allegati alla relazione di calcolo strutturale allineamento "BC"

Data 05/2016
Rev. B
c.d.c.: C296A
514B

8		11		12		13		14		15	
Ux	Uy	Ux	Uy	Ux	Uy	Ux	Uy	Ux	Uy	Ux	Uy
[m]	[m]	[m]	[m]	[m]	[m]	[m]	[m]	[m]	[m]	[m]	[m]
0.000	0.000	0.000	0.000	0.000	0.000	0.000	0.000	0.000	0.000	0.000	0.000
0.000	0.000	0.000	0.000	0.000	0.000	0.000	0.000	0.000	0.000	0.000	0.000
0.000	0.000	0.000	0.000	0.000	0.000	0.000	0.000	0.000	0.000	0.000	0.000
0.000	0.000	0.000	0.000	0.000	0.000	0.000	0.000	0.000	0.000	0.000	0.000
0.000	0.000	0.000	0.000	0.000	0.000	0.000	0.000	0.000	0.000	0.000	0.000
0.000	0.000	0.000	0.000	0.000	0.000	0.000	0.000	0.000	0.000	0.000	0.000
0.000	0.000	0.000	0.000	0.000	0.000	0.000	0.000	0.000	0.000	0.000	0.000
0.000	0.000	0.000	0.000	0.000	0.000	0.000	0.000	0.000	0.000	0.000	0.000
0.000	0.000	0.000	0.000	0.000	0.000	0.000	0.000	0.000	0.000	0.000	0.000
0.000	0.000	0.000	0.000	0.000	0.000	0.000	0.000	0.000	0.000	0.000	0.000
0.000	0.000	0.000	0.000	0.000	0.000	0.000	0.000	0.000	0.000	0.000	0.000
0.000	0.000	0.000	0.000	0.000	0.000	0.000	0.000	0.000	0.000	0.000	0.000
0.000	0.000	0.000	0.000	0.000	0.000	0.000	0.000	0.000	0.000	0.000	0.000
-0.114	-0.004	-0.121	-0.006	-0.093	-0.005	-0.141	-0.006	-0.164	-0.006	-0.084	-0.005
-0.113	-0.004	-0.120	-0.006	-0.092	-0.005	-0.140	-0.006	-0.163	-0.006	-0.083	-0.005
-0.113	-0.004	-0.119	-0.006	-0.091	-0.005	-0.139	-0.006	-0.162	-0.006	-0.083	-0.005
-0.112	-0.004	-0.118	-0.006	-0.091	-0.005	-0.138	-0.006	-0.161	-0.006	-0.082	-0.005
-0.111	-0.004	-0.118	-0.006	-0.090	-0.005	-0.137	-0.006	-0.160	-0.006	-0.081	-0.005
-0.111	-0.004	-0.118	-0.006	-0.090	-0.005	-0.137	-0.006	-0.160	-0.006	-0.081	-0.005
-0.110	-0.004	-0.117	-0.006	-0.089	-0.005	-0.136	-0.006	-0.159	-0.006	-0.080	-0.005
-0.109	-0.004	-0.115	-0.006	-0.088	-0.005	-0.135	-0.006	-0.158	-0.006	-0.079	-0.005
-0.108	-0.004	-0.114	-0.006	-0.087	-0.005	-0.134	-0.006	-0.157	-0.006	-0.078	-0.005
-0.107	-0.004	-0.113	-0.006	-0.087	-0.005	-0.132	-0.006	-0.155	-0.006	-0.077	-0.005
-0.107	-0.004	-0.113	-0.006	-0.087	-0.005	-0.132	-0.006	-0.155	-0.006	-0.077	-0.005
-0.106	-0.004	-0.112	-0.006	-0.086	-0.005	-0.131	-0.006	-0.154	-0.006	-0.076	-0.005
-0.105	-0.004	-0.111	-0.006	-0.085	-0.005	-0.130	-0.006	-0.153	-0.006	-0.075	-0.005
-0.104	-0.004	-0.110	-0.006	-0.084	-0.005	-0.129	-0.006	-0.151	-0.006	-0.074	-0.005
-0.102	-0.004	-0.109	-0.006	-0.083	-0.005	-0.127	-0.006	-0.150	-0.006	-0.073	-0.005
-0.102	-0.004	-0.109	-0.006	-0.083	-0.005	-0.127	-0.006	-0.150	-0.006	-0.073	-0.005
-0.101	-0.004	-0.107	-0.006	-0.082	-0.005	-0.126	-0.006	-0.148	-0.006	-0.072	-0.005
-0.099	-0.004	-0.106	-0.006	-0.080	-0.005	-0.124	-0.006	-0.147	-0.006	-0.071	-0.005
-0.098	-0.004	-0.104	-0.006	-0.079	-0.005	-0.122	-0.006	-0.145	-0.006	-0.069	-0.005
-0.096	-0.004	-0.103	-0.006	-0.078	-0.005	-0.120	-0.006	-0.143	-0.006	-0.068	-0.005
-0.096	-0.004	-0.103	-0.006	-0.078	-0.005	-0.120	-0.006	-0.143	-0.006	-0.068	-0.005
-0.095	-0.004	-0.101	-0.006	-0.077	-0.005	-0.119	-0.006	-0.141	-0.006	-0.067	-0.005
-0.093	-0.004	-0.099	-0.006	-0.075	-0.005	-0.117	-0.006	-0.139	-0.006	-0.065	-0.005
-0.092	-0.004	-0.098	-0.006	-0.074	-0.005	-0.115	-0.006	-0.137	-0.006	-0.064	-0.005
-0.090	-0.004	-0.096	-0.006	-0.073	-0.005	-0.113	-0.006	-0.136	-0.006	-0.062	-0.005
-0.090	-0.004	-0.096	-0.006	-0.073	-0.005	-0.113	-0.006	-0.136	-0.006	-0.062	-0.005
-0.089	-0.004	-0.095	-0.006	-0.071	-0.005	-0.111	-0.006	-0.134	-0.006	-0.061	-0.005
-0.087	-0.004	-0.093	-0.006	-0.070	-0.005	-0.110	-0.006	-0.132	-0.006	-0.060	-0.005
-0.086	-0.004	-0.092	-0.006	-0.069	-0.005	-0.108	-0.006	-0.131	-0.006	-0.059	-0.005
-0.085	-0.004	-0.091	-0.006	-0.068	-0.005	-0.107	-0.006	-0.129	-0.006	-0.058	-0.005
-0.085	-0.004	-0.091	-0.006	-0.068	-0.005	-0.107	-0.006	-0.129	-0.006	-0.058	-0.005
-0.083	-0.004	-0.089	-0.006	-0.067	-0.005	-0.105	-0.006	-0.128	-0.006	-0.056	-0.005
-0.082	-0.004	-0.088	-0.006	-0.066	-0.005	-0.104	-0.006	-0.126	-0.006	-0.055	-0.005
-0.081	-0.004	-0.087	-0.006	-0.065	-0.005	-0.102	-0.006	-0.125	-0.006	-0.054	-0.005
-0.079	-0.004	-0.085	-0.006	-0.064	-0.005	-0.101	-0.006	-0.123	-0.006	-0.053	-0.005
-0.079	-0.004	-0.085	-0.006	-0.064	-0.005	-0.101	-0.006	-0.123	-0.006	-0.053	-0.005
-0.078	-0.004	-0.084	-0.006	-0.063	-0.005	-0.099	-0.006	-0.121	-0.006	-0.052	-0.005
-0.077	-0.004	-0.082	-0.006	-0.062	-0.005	-0.098	-0.006	-0.120	-0.006	-0.050	-0.005
-0.075	-0.004	-0.081	-0.006	-0.060	-0.005	-0.096	-0.006	-0.118	-0.006	-0.049	-0.005
-0.074	-0.004	-0.080	-0.006	-0.059	-0.005	-0.095	-0.006	-0.117	-0.006	-0.048	-0.005
-0.074	-0.004	-0.080	-0.006	-0.059	-0.005	-0.095	-0.006	-0.117	-0.006	-0.048	-0.005
-0.073	-0.004	-0.078	-0.006	-0.058	-0.005	-0.093	-0.006	-0.115	-0.006	-0.047	-0.005



Autorità Portuale di Taranto
Interventi per il dragaggio di 2,3 M m³ di sedimenti in area Molo Polisetoriale e per la realizzazione di un primo lotto della cassa di colmata funzionale all'ampliamento del V Sporgente del Porto di Taranto

Allegati alla relazione di calcolo strutturale allineamento "BC"

Data 05/2016
Rev. B
c.d.c.: C296A
514B



-0.071	-0.004	-0.077	-0.006	-0.057	-0.005	-0.091	-0.006	-0.114	-0.006	-0.046	-0.005
-0.070	-0.004	-0.076	-0.006	-0.056	-0.005	-0.090	-0.006	-0.112	-0.006	-0.044	-0.005
-0.069	-0.004	-0.074	-0.006	-0.055	-0.005	-0.088	-0.006	-0.110	-0.006	-0.043	-0.005
-0.069	-0.004	-0.074	-0.006	-0.055	-0.005	-0.088	-0.006	-0.110	-0.006	-0.043	-0.005
-0.067	-0.004	-0.073	-0.006	-0.054	-0.005	-0.087	-0.006	-0.109	-0.006	-0.042	-0.005
-0.066	-0.004	-0.072	-0.006	-0.053	-0.005	-0.085	-0.006	-0.107	-0.006	-0.041	-0.005
-0.065	-0.004	-0.070	-0.006	-0.052	-0.005	-0.084	-0.006	-0.106	-0.006	-0.040	-0.005
-0.063	-0.004	-0.069	-0.006	-0.051	-0.005	-0.082	-0.006	-0.104	-0.006	-0.039	-0.005
-0.063	-0.004	-0.069	-0.006	-0.051	-0.005	-0.082	-0.006	-0.104	-0.006	-0.039	-0.005
-0.062	-0.004	-0.068	-0.006	-0.050	-0.005	-0.081	-0.006	-0.103	-0.006	-0.037	-0.005
-0.061	-0.004	-0.066	-0.006	-0.048	-0.005	-0.079	-0.006	-0.101	-0.006	-0.036	-0.005
-0.059	-0.004	-0.065	-0.006	-0.047	-0.005	-0.078	-0.006	-0.100	-0.006	-0.035	-0.005
-0.058	-0.004	-0.064	-0.006	-0.046	-0.005	-0.076	-0.006	-0.098	-0.006	-0.034	-0.005
-0.058	-0.004	-0.064	-0.006	-0.046	-0.005	-0.076	-0.006	-0.098	-0.006	-0.034	-0.005
-0.057	-0.004	-0.062	-0.006	-0.045	-0.005	-0.075	-0.006	-0.097	-0.006	-0.033	-0.005
-0.056	-0.004	-0.061	-0.006	-0.044	-0.005	-0.073	-0.006	-0.095	-0.006	-0.032	-0.005
-0.054	-0.004	-0.060	-0.006	-0.043	-0.005	-0.072	-0.006	-0.094	-0.006	-0.031	-0.005
-0.053	-0.004	-0.059	-0.006	-0.042	-0.005	-0.071	-0.006	-0.092	-0.006	-0.029	-0.005
-0.053	-0.004	-0.059	-0.006	-0.042	-0.005	-0.071	-0.006	-0.092	-0.006	-0.029	-0.005
-0.052	-0.004	-0.057	-0.006	-0.041	-0.005	-0.069	-0.006	-0.091	-0.006	-0.028	-0.005
-0.050	-0.004	-0.056	-0.006	-0.040	-0.005	-0.068	-0.006	-0.089	-0.006	-0.027	-0.005
-0.049	-0.004	-0.055	-0.006	-0.039	-0.005	-0.066	-0.006	-0.088	-0.006	-0.026	-0.005
-0.048	-0.004	-0.053	-0.006	-0.038	-0.005	-0.065	-0.006	-0.086	-0.006	-0.025	-0.005
-0.048	-0.004	-0.053	-0.006	-0.038	-0.005	-0.065	-0.006	-0.086	-0.006	-0.025	-0.005
-0.047	-0.004	-0.052	-0.006	-0.037	-0.005	-0.063	-0.006	-0.085	-0.006	-0.024	-0.005
-0.045	-0.004	-0.051	-0.006	-0.036	-0.005	-0.062	-0.006	-0.083	-0.006	-0.023	-0.005
-0.044	-0.004	-0.049	-0.006	-0.035	-0.005	-0.060	-0.006	-0.082	-0.006	-0.022	-0.005
-0.043	-0.004	-0.048	-0.006	-0.034	-0.005	-0.059	-0.006	-0.080	-0.006	-0.021	-0.005
-0.043	-0.004	-0.048	-0.006	-0.034	-0.005	-0.059	-0.006	-0.080	-0.006	-0.021	-0.005
-0.042	-0.004	-0.047	-0.006	-0.033	-0.005	-0.057	-0.006	-0.079	-0.006	-0.019	-0.005
-0.040	-0.004	-0.046	-0.006	-0.032	-0.005	-0.056	-0.006	-0.077	-0.006	-0.018	-0.005
-0.039	-0.004	-0.045	-0.006	-0.031	-0.005	-0.054	-0.006	-0.076	-0.006	-0.017	-0.005
-0.038	-0.004	-0.043	-0.006	-0.030	-0.005	-0.053	-0.006	-0.074	-0.006	-0.016	-0.005
-0.038	-0.004	-0.043	-0.006	-0.030	-0.005	-0.053	-0.006	-0.074	-0.006	-0.016	-0.005
-0.037	-0.004	-0.042	-0.006	-0.029	-0.005	-0.052	-0.006	-0.073	-0.006	-0.015	-0.005
-0.036	-0.004	-0.041	-0.006	-0.028	-0.005	-0.050	-0.006	-0.072	-0.006	-0.014	-0.005
-0.035	-0.004	-0.040	-0.006	-0.027	-0.005	-0.049	-0.006	-0.070	-0.006	-0.013	-0.005
-0.034	-0.004	-0.039	-0.006	-0.026	-0.005	-0.048	-0.006	-0.069	-0.006	-0.012	-0.005
-0.034	-0.004	-0.039	-0.006	-0.026	-0.005	-0.048	-0.006	-0.069	-0.006	-0.012	-0.005
-0.032	-0.004	-0.038	-0.006	-0.025	-0.005	-0.046	-0.006	-0.067	-0.006	-0.011	-0.005
-0.031	-0.004	-0.036	-0.006	-0.024	-0.005	-0.045	-0.006	-0.066	-0.006	-0.010	-0.005
-0.030	-0.004	-0.035	-0.006	-0.023	-0.005	-0.044	-0.006	-0.065	-0.006	-0.010	-0.005
-0.029	-0.004	-0.034	-0.006	-0.023	-0.005	-0.043	-0.006	-0.064	-0.006	-0.009	-0.005
-0.029	-0.004	-0.034	-0.006	-0.023	-0.005	-0.043	-0.006	-0.064	-0.006	-0.009	-0.005
-0.028	-0.004	-0.033	-0.006	-0.022	-0.005	-0.041	-0.006	-0.062	-0.006	-0.008	-0.005
-0.027	-0.004	-0.032	-0.006	-0.021	-0.005	-0.040	-0.006	-0.061	-0.006	-0.007	-0.005
-0.026	-0.004	-0.031	-0.006	-0.020	-0.005	-0.039	-0.006	-0.060	-0.006	-0.006	-0.005
-0.025	-0.004	-0.030	-0.006	-0.019	-0.005	-0.038	-0.006	-0.059	-0.006	-0.005	-0.005
-0.025	-0.004	-0.030	-0.006	-0.019	-0.005	-0.038	-0.006	-0.059	-0.006	-0.005	-0.005
-0.024	-0.004	-0.029	-0.006	-0.019	-0.005	-0.037	-0.006	-0.057	-0.006	-0.005	-0.005
-0.023	-0.004	-0.028	-0.006	-0.018	-0.005	-0.036	-0.006	-0.056	-0.006	-0.004	-0.005
-0.023	-0.004	-0.027	-0.006	-0.017	-0.005	-0.035	-0.006	-0.055	-0.006	-0.003	-0.005
-0.022	-0.004	-0.027	-0.006	-0.016	-0.005	-0.034	-0.006	-0.054	-0.006	-0.002	-0.005
-0.022	-0.004	-0.027	-0.006	-0.016	-0.005	-0.034	-0.006	-0.054	-0.006	-0.002	-0.005
-0.021	-0.004	-0.026	-0.006	-0.016	-0.005	-0.032	-0.006	-0.053	-0.006	-0.002	-0.005
-0.020	-0.004	-0.025	-0.006	-0.015	-0.005	-0.031	-0.006	-0.052	-0.006	-0.001	-0.005
-0.019	-0.004	-0.024	-0.006	-0.015	-0.005	-0.030	-0.006	-0.051	-0.006	0.000	-0.005
-0.018	-0.004	-0.023	-0.006	-0.014	-0.005	-0.030	-0.006	-0.050	-0.006	0.000	-0.005
-0.018	-0.004	-0.023	-0.006	-0.014	-0.005	-0.030	-0.006	-0.050	-0.006	0.000	-0.005
-0.018	-0.004	-0.022	-0.006	-0.013	-0.005	-0.029	-0.006	-0.049	-0.006	0.001	-0.005
-0.017	-0.004	-0.022	-0.006	-0.013	-0.005	-0.028	-0.006	-0.048	-0.006	0.002	-0.005
-0.016	-0.004	-0.021	-0.006	-0.012	-0.005	-0.027	-0.006	-0.047	-0.006	0.002	-0.005
-0.015	-0.004	-0.020	-0.006	-0.012	-0.005	-0.026	-0.006	-0.046	-0.006	0.003	-0.005
-0.015	-0.004	-0.020	-0.006	-0.012	-0.005	-0.026	-0.006	-0.046	-0.006	0.003	-0.005
-0.015	-0.004	-0.019	-0.006	-0.011	-0.005	-0.025	-0.006	-0.045	-0.006	0.003	-0.005



Autorità Portuale di Taranto
 Interventi per il dragaggio di 2,3 M m³ di sedimenti in area Molo Polisettoriale e per la realizzazione di un primo lotto della cassa di colmata funzionale all'ampliamento del V Sporgente del Porto di Taranto

Allegati alla relazione di calcolo strutturale allineamento "BC"

Data 05/2016
 Rev. B
 c.d.c.: C296A
 514B

1.1.2 Riepilogo spinte

FASE Y [m]	2		3		4		5		6		7	
	Mare [kPa]	Vasca [kPa]	Mare [kPa]	Vasca [kPa]	Mare [kPa]	Vasca [kPa]	Mare [kPa]	Vasca [kPa]	Mare [kPa]	Vasca [kPa]	Mare [kPa]	Vasca [kPa]
3.50	0.00	0.00	0.00	0.00	0.00	0.00	0.00	0.00	0.00	0.00	0.00	0.00
3.23	0.00	0.00	0.00	0.00	0.00	0.00	0.00	0.00	0.00	0.00	0.00	0.00
2.95	0.00	0.00	0.00	0.00	0.00	0.00	0.00	0.00	0.00	0.00	0.00	0.00
2.68	0.00	0.00	0.00	0.00	0.00	0.00	0.00	0.00	0.00	0.00	0.00	0.00
2.40	0.00	0.00	0.00	0.00	0.00	0.00	0.00	0.00	0.00	0.00	0.00	0.00
2.40	0.00	0.00	0.00	0.00	0.00	0.00	0.00	0.00	0.00	0.00	0.00	0.00
2.30	0.00	0.00	0.00	0.00	0.00	0.00	0.00	0.00	0.00	0.00	0.00	0.00
2.20	0.00	0.00	0.00	0.00	0.00	0.00	0.00	0.00	0.00	0.00	0.00	0.00
2.10	0.00	0.00	0.00	0.00	0.00	0.00	0.00	0.00	0.00	0.00	0.00	0.00
2.00	0.00	0.00	0.00	0.00	0.00	0.00	0.00	0.00	0.00	0.00	0.00	0.00
2.00	0.00	0.00	-3.80	0.00	0.00	0.00	0.00	0.00	-3.80	0.00	0.00	0.00
1.88	0.00	0.00	-4.96	0.00	0.00	0.00	0.00	0.00	-4.96	0.00	0.00	0.00
1.75	0.00	0.00	-6.12	0.00	0.00	0.00	0.00	0.00	-6.12	0.00	0.00	0.00
1.63	0.00	0.00	-7.28	0.00	0.00	0.00	0.00	0.00	-7.28	0.00	0.00	0.00
1.50	0.00	0.00	-8.44	0.00	0.00	0.00	0.00	0.00	-8.44	0.00	0.00	0.00
1.50	0.00	0.00	-8.44	0.00	0.00	0.00	0.00	-7.21	-8.44	-16.47	0.00	-3.63
1.31	0.00	0.00	-10.17	0.00	0.00	0.00	0.00	-8.47	-10.17	-16.77	0.00	-4.43
1.13	0.00	0.00	-11.91	0.00	0.00	0.00	0.00	-9.85	-11.91	-16.43	0.00	-5.54
0.94	0.00	0.00	-13.65	0.00	0.00	0.00	0.00	-11.04	-13.65	-16.22	0.00	-6.65
0.75	0.00	0.00	-15.39	0.00	0.00	0.00	0.00	-12.19	-15.39	-16.41	0.00	-7.80
0.75	0.00	0.00	-15.39	0.00	0.00	0.00	0.00	-12.19	-15.39	-16.41	0.00	-7.80
0.56	0.00	0.00	-17.13	0.00	0.00	0.00	0.00	-13.51	-17.13	-16.95	0.00	-9.16
0.38	0.00	0.00	-18.86	0.00	0.00	0.00	0.00	-14.80	-18.86	-17.61	0.00	-10.47
0.19	0.00	0.00	-20.60	0.00	0.00	0.00	0.00	-16.02	-20.60	-18.33	0.00	-11.72
0.00	0.00	0.00	-22.34	0.00	0.00	0.00	0.00	-17.23	-22.34	-19.11	0.00	-12.95
0.00	0.00	0.00	-22.34	0.00	0.00	0.00	0.00	-17.23	-22.34	-19.11	0.00	-12.95
-0.25	-2.50	0.00	-24.66	0.00	-2.50	-2.50	-2.50	-18.89	-24.66	-20.29	-2.50	-17.10
-0.50	-5.00	0.00	-26.99	0.00	-5.00	-5.00	-5.00	-20.59	-26.99	-21.58	-5.00	-21.29
-0.75	-7.50	0.00	-29.31	0.00	-7.50	-7.50	-7.50	-22.24	-29.31	-22.90	-7.50	-25.42
-1.00	-10.00	0.00	-31.63	0.00	-10.00	-10.00	-10.00	-23.91	-31.63	-24.29	-10.00	-29.55
-1.00	-10.00	0.00	-31.63	0.00	-10.00	-10.00	-10.00	-23.91	-31.63	-24.29	-10.00	-29.55
-1.28	-12.75	0.00	-34.19	0.00	-12.75	-12.75	-12.75	-25.76	-34.19	-25.86	-12.75	-34.11
-1.55	-15.50	0.00	-36.74	0.00	-15.50	-15.50	-15.50	-27.63	-36.74	-27.50	-15.50	-38.68
-1.83	-18.25	0.00	-39.29	0.00	-18.25	-18.25	-18.25	-29.52	-39.29	-29.18	-18.25	-43.28
-2.10	-21.00	0.00	-41.85	0.00	-21.00	-21.00	-21.00	-31.40	-41.85	-30.89	-21.00	-47.89
-2.10	-21.00	0.00	-41.85	0.00	-21.00	-21.00	-21.00	-31.40	-41.85	-30.89	-21.00	-47.89
-2.33	-23.25	0.00	-43.94	0.00	-23.25	-20.95	-23.25	-32.94	-43.94	-32.30	-23.25	-49.37
-2.55	-25.50	0.00	-46.03	0.00	-25.50	-20.89	-25.50	-34.49	-46.03	-33.73	-25.50	-50.86
-2.78	-27.75	0.00	-48.12	0.00	-27.75	-20.84	-27.75	-36.02	-48.12	-35.17	-27.75	-52.41
-3.00	-30.00	0.00	-50.21	0.00	-30.00	-20.78	-30.00	-37.34	-50.21	-36.40	-30.00	-53.86
-3.00	-30.00	0.00	-50.21	0.00	-30.00	-20.78	-30.00	-37.34	-50.21	-36.40	-30.00	-53.86
-3.23	-32.29	-2.29	-52.34	-2.29	-32.29	-23.02	-32.29	-40.16	-52.34	-39.13	-32.29	-56.66
-3.46	-34.58	-4.58	-54.47	-4.58	-34.58	-25.26	-34.58	-42.88	-54.47	-41.78	-34.58	-59.34
-3.69	-36.88	-6.88	-56.60	-6.88	-36.88	-27.49	-36.88	-45.58	-56.60	-44.42	-36.88	-61.96
-3.92	-39.17	-9.17	-58.73	-9.17	-39.17	-29.73	-39.17	-48.30	-58.73	-47.08	-39.17	-64.57
-3.92	-39.17	-9.17	-58.73	-9.17	-39.17	-29.73	-39.17	-48.30	-58.73	-47.08	-39.17	-64.57
-4.15	-41.46	-11.46	-60.86	-11.46	-41.46	-31.97	-41.46	-51.04	-60.86	-49.79	-41.46	-67.20



Autorità Portuale di Taranto
 Interventi per il dragaggio di 2,3 M m³ di sedimenti in area Molo Polisettoriale e per la realizzazione di un primo lotto della cassa di colmanta funzionale all'ampliamento del V Sporgente del Porto di Taranto

Allegati alla relazione di calcolo strutturale allineamento "BC"

Data 05/2016
 Rev. B
 c.d.c.: C296A
 514B



-4.38	-43.75	-13.75	-62.98	-13.75	-43.75	-34.20	-43.75	-53.80	-62.98	-52.53	-43.75	-69.85
-4.60	-46.04	-16.04	-65.11	-16.04	-46.04	-36.44	-46.04	-56.79	-65.11	-55.49	-46.04	-72.52
-4.83	-48.33	-18.33	-67.24	-18.33	-48.33	-38.68	-48.33	-59.90	-67.24	-58.61	-48.33	-75.19
-4.83	-48.33	-18.33	-67.24	-18.33	-48.33	-38.68	-48.33	-59.90	-67.24	-58.61	-48.33	-75.19
-5.06	-50.63	-20.63	-69.37	-20.63	-50.63	-40.91	-50.63	-62.95	-69.37	-61.67	-50.63	-78.05
-5.29	-52.92	-22.92	-71.50	-22.92	-52.92	-43.15	-52.92	-65.95	-71.50	-64.69	-52.92	-80.87
-5.52	-55.21	-25.21	-73.63	-25.21	-55.21	-45.39	-55.21	-68.87	-73.63	-67.66	-55.21	-83.73
-5.75	-57.50	-27.50	-75.76	-27.50	-57.50	-47.62	-57.50	-71.74	-75.76	-70.59	-57.50	-86.65
-5.75	-57.50	-27.50	-75.76	-27.50	-57.50	-47.62	-57.50	-71.74	-75.76	-70.59	-57.50	-86.65
-5.98	-59.79	-29.79	-77.89	-29.79	-59.79	-49.86	-59.79	-74.55	-77.89	-73.49	-59.79	-89.68
-6.21	-62.08	-32.08	-80.02	-32.08	-62.08	-52.10	-62.08	-77.30	-80.02	-76.34	-62.08	-92.66
-6.44	-64.38	-34.38	-82.15	-34.38	-64.38	-54.33	-64.38	-79.92	-82.15	-79.09	-64.38	-95.50
-6.67	-66.67	-36.67	-84.27	-36.67	-66.67	-56.57	-66.67	-82.38	-84.27	-81.73	-66.67	-98.18
-6.67	-66.67	-36.67	-84.27	-36.67	-66.67	-56.57	-66.67	-82.38	-84.27	-81.73	-66.67	-98.18
-6.90	-68.96	-38.96	-86.40	-38.96	-68.96	-58.81	-68.96	-84.64	-86.40	-84.20	-68.96	-100.62
-7.13	-71.25	-41.25	-88.53	-41.25	-71.25	-61.04	-71.25	-86.98	-88.53	-86.80	-71.25	-103.47
-7.35	-73.54	-43.54	-90.66	-43.54	-73.54	-63.28	-73.54	-89.60	-90.66	-89.74	-73.54	-106.40
-7.58	-75.83	-45.83	-92.79	-45.83	-75.83	-65.52	-75.83	-92.18	-92.79	-92.74	-75.83	-109.15
-7.58	-75.83	-45.83	-92.79	-45.83	-75.83	-65.52	-75.83	-92.18	-92.79	-92.74	-75.83	-109.15
-7.81	-78.13	-48.13	-94.92	-48.13	-78.13	-67.75	-78.13	-94.65	-94.92	-95.74	-78.13	-111.44
-8.04	-80.42	-50.42	-97.05	-50.42	-80.42	-69.99	-80.42	-93.33	-97.05	-95.13	-80.42	-110.52
-8.27	-82.71	-52.71	-99.18	-52.71	-82.71	-72.23	-82.71	-90.62	-99.18	-93.46	-82.71	-108.12
-8.50	-85.00	-55.00	-101.31	-55.00	-85.00	-74.46	-85.00	-91.51	-101.31	-146.62	-85.00	-102.71
-8.50	-85.00	-55.00	-101.31	-55.00	-85.00	-74.46	-85.00	-91.51	-101.31	-146.62	-85.00	-102.71
-8.50	-85.00	-80.15	-85.00	-102.07	-103.93	-56.96	-126.92	-104.24	-93.03	-159.35	-133.98	-95.97
-8.74	-87.41	-80.73	-87.41	-97.61	-105.45	-59.04	-121.85	-93.30	-93.12	-141.77	-127.56	-83.65
-8.98	-89.82	-84.70	-89.82	-99.68	-108.23	-62.73	-123.74	-95.01	-96.42	-139.93	-128.91	-84.23
-9.22	-92.23	-90.90	-92.23	-106.38	-110.93	-68.21	-128.47	-99.84	-101.57	-142.09	-133.78	-88.92
-9.46	-94.64	-96.74	-94.64	-113.44	-113.42	-73.98	-133.46	-103.60	-107.06	-142.91	-138.89	-92.67
-9.46	-94.64	-96.74	-94.64	-113.44	-113.43	-73.98	-133.46	-103.60	-107.06	-142.91	-138.89	-92.67
-9.71	-97.05	-101.90	-97.05	-118.19	-115.21	-79.47	-137.26	-107.28	-111.89	-143.92	-142.53	-96.33
-9.95	-99.46	-106.70	-99.46	-124.35	-116.73	-84.81	-141.85	-110.94	-117.23	-145.20	-147.30	-100.03
-10.19	-101.88	-109.89	-101.88	-129.45	-118.20	-89.12	-145.74	-112.33	-122.13	-143.54	-151.25	-101.83
-10.43	-104.29	-117.17	-104.29	-137.20	-119.72	-96.56	-149.79	-116.17	-127.08	-145.49	-155.61	-105.57
-10.43	-104.29	-117.17	-104.29	-137.20	-119.72	-96.56	-149.79	-116.17	-127.08	-145.49	-155.61	-105.57
-10.67	-106.70	-124.48	-106.70	-143.75	-121.28	-104.23	-153.40	-119.49	-131.70	-146.78	-159.34	-108.98
-10.91	-109.11	-131.36	-109.11	-150.13	-122.91	-111.63	-156.87	-122.92	-136.13	-148.41	-163.12	-112.47
-11.15	-111.52	-137.73	-111.52	-155.98	-124.55	-118.67	-159.60	-126.54	-139.95	-150.59	-166.16	-116.18
-11.39	-113.93	-143.94	-113.93	-161.96	-126.19	-125.58	-161.40	-129.98	-143.01	-152.71	-168.16	-119.79
-11.39	-113.93	-143.94	-113.93	-161.96	-126.19	-125.58	-161.40	-129.98	-143.01	-152.71	-168.16	-119.79
-11.63	-118.40	-150.02	-116.34	-168.10	-130.67	-132.39	-166.70	-133.29	-148.84	-154.61	-173.53	-123.34
-11.88	-123.36	-156.03	-118.75	-174.16	-135.69	-139.14	-172.12	-136.49	-154.83	-156.26	-178.86	-126.82
-12.12	-128.12	-162.02	-121.16	-180.26	-140.31	-145.85	-176.41	-139.81	-159.97	-158.05	-182.87	-130.39
-12.36	-132.78	-168.01	-123.57	-186.39	-144.74	-152.55	-180.48	-143.25	-164.90	-159.99	-186.79	-134.05
-12.36	-132.78	-168.01	-123.57	-186.39	-144.74	-152.55	-180.48	-143.25	-164.90	-159.99	-186.79	-134.05
-12.60	-137.39	-173.70	-125.98	-192.44	-149.08	-159.01	-184.32	-146.61	-169.61	-161.91	-190.53	-137.68
-12.84	-142.06	-178.89	-128.39	-198.43	-153.44	-165.02	-188.14	-149.73	-174.29	-163.64	-194.30	-141.12
-13.08	-146.88	-183.58	-130.80	-204.29	-157.95	-170.53	-192.13	-152.62	-179.07	-165.21	-198.30	-144.33
-13.32	-151.82	-188.11	-135.82	-210.10	-162.57	-175.85	-196.25	-155.47	-183.96	-166.85	-202.47	-147.52
-13.32	-151.82	-188.12	-135.82	-210.10	-162.58	-175.85	-196.25	-155.47	-183.96	-166.85	-202.47	-147.52
-13.56	-156.87	-192.62	-141.11	-215.83	-167.28	-181.11	-200.38	-158.48	-188.86	-168.76	-206.58	-150.75
-13.80	-162.02	-197.13	-145.95	-221.48	-172.09	-186.35	-204.59	-161.54	-193.83	-170.82	-210.76	-154.04



Autorità Portuale di Taranto
 Interventi per il dragaggio di 2,3 M³ di sedimenti in area Molo Polisettoriale e per la realizzazione di un primo lotto della cassa di colmata funzionale all'ampliamento del V Sporgente del Porto di Taranto

Allegati alla relazione di calcolo strutturale allineamento "BC"

Data 05/2016
 Rev. B
 c.d.c.: C296A
 514B

-14.04	-167.32	-201.62	-150.56	-226.97	-177.02	-191.56	-208.88	-164.68	-198.87	-173.02	-214.99	-157.28
-14.29	-172.78	-206.10	-155.09	-232.47	-182.10	-196.74	-213.32	-167.97	-204.03	-175.43	-219.34	-160.49
-14.29	-172.78	-206.10	-155.09	-232.47	-182.10	-196.74	-213.32	-167.97	-204.03	-175.43	-219.34	-160.49
-14.53	-178.40	-210.60	-159.57	-237.86	-187.32	-201.92	-217.95	-171.57	-209.37	-178.24	-223.86	-163.75
-14.77	-184.04	-215.13	-164.07	-243.26	-192.53	-207.10	-222.46	-175.43	-214.59	-181.40	-228.27	-166.99
-15.01	-189.69	-219.68	-168.64	-248.51	-197.73	-212.29	-226.83	-180.18	-219.66	-185.55	-232.53	-170.19
-15.25	-195.35	-224.26	-173.26	-253.75	-202.90	-217.49	-231.12	-185.69	-224.63	-190.46	-236.73	-173.35
-15.25	-195.35	-224.26	-173.26	-253.75	-202.90	-217.49	-231.12	-185.69	-224.63	-190.46	-236.73	-173.35
-15.49	-200.99	-228.86	-177.95	-258.45	-208.03	-222.69	-235.29	-191.97	-229.47	-196.35	-240.85	-177.14
-15.73	-206.63	-233.48	-182.72	-262.94	-213.15	-227.90	-239.38	-198.91	-234.20	-202.93	-244.91	-181.65
-15.97	-212.24	-238.15	-187.65	-266.42	-218.23	-233.13	-243.32	-206.15	-238.77	-209.68	-248.87	-188.59
-16.21	-217.82	-242.84	-192.70	-269.39	-223.29	-238.37	-247.20	-213.44	-243.23	-216.43	-252.79	-196.88
-16.21	-217.82	-242.84	-192.70	-269.39	-223.30	-238.37	-247.20	-213.44	-243.24	-216.43	-252.79	-196.88
-16.46	-223.37	-247.57	-197.97	-271.46	-228.33	-243.63	-250.99	-220.77	-247.57	-223.19	-256.62	-205.40
-16.70	-228.88	-252.34	-203.44	-273.78	-233.34	-248.90	-254.73	-228.11	-251.82	-229.93	-260.41	-213.91
-16.94	-234.34	-257.15	-209.31	-276.37	-238.32	-254.20	-258.45	-235.46	-256.04	-236.67	-264.07	-222.38
-17.18	-239.76	-262.00	-215.42	-279.12	-243.28	-259.52	-262.18	-242.81	-260.23	-243.40	-267.67	-230.82
-17.18	-239.76	-262.00	-215.42	-279.12	-243.28	-259.52	-262.18	-242.81	-260.23	-243.40	-267.67	-230.82
-17.42	-245.14	-266.90	-221.94	-282.07	-248.21	-264.88	-265.92	-250.16	-264.40	-250.12	-271.18	-239.21
-17.66	-250.48	-271.84	-228.74	-285.15	-253.11	-270.26	-269.68	-257.50	-268.56	-256.84	-274.65	-247.56
-17.90	-255.76	-276.85	-235.72	-288.42	-257.99	-275.68	-273.45	-264.84	-272.68	-263.57	-278.05	-255.88
-18.14	-261.00	-281.90	-242.72	-291.81	-262.84	-281.13	-277.24	-272.17	-276.79	-270.30	-281.43	-264.16
-18.14	-261.00	-281.90	-242.72	-291.81	-262.84	-281.13	-277.24	-272.18	-276.79	-270.30	-281.43	-264.16
-18.38	-266.19	-287.02	-249.66	-295.38	-267.66	-286.62	-281.03	-279.51	-280.87	-277.06	-284.83	-272.40
-18.63	-271.33	-292.20	-256.53	-299.07	-272.46	-292.15	-284.82	-286.85	-284.93	-283.83	-288.26	-280.61
-18.87	-276.42	-297.44	-263.28	-302.94	-277.22	-297.74	-288.66	-294.20	-289.03	-290.64	-291.73	-288.80
-19.11	-281.46	-302.75	-269.92	-306.94	-281.95	-303.37	-292.55	-301.56	-293.15	-297.47	-295.24	-296.96
-19.11	-281.46	-302.75	-269.92	-306.94	-281.95	-303.37	-292.55	-301.56	-293.15	-297.47	-295.24	-296.96
-19.35	-286.43	-308.14	-276.42	-311.10	-286.64	-309.05	-296.48	-308.93	-297.28	-304.35	-298.77	-305.10
-19.59	-291.36	-313.58	-282.79	-315.40	-291.31	-314.78	-300.45	-316.33	-301.43	-311.28	-302.33	-313.22
-19.83	-296.23	-319.12	-288.99	-319.87	-295.93	-320.58	-304.44	-323.78	-305.58	-318.29	-305.94	-321.34
-20.07	-301.04	-324.72	-295.06	-324.48	-300.53	-326.42	-308.46	-331.26	-309.73	-325.35	-309.57	-329.46
-20.07	-301.04	-324.72	-295.06	-324.48	-300.53	-326.42	-308.46	-331.26	-309.73	-325.35	-309.57	-329.46
-20.31	-305.78	-330.40	-300.96	-329.24	-305.07	-332.33	-312.50	-338.79	-313.88	-332.50	-313.24	-337.58
-20.55	-310.46	-336.15	-306.72	-334.14	-309.58	-338.28	-316.54	-346.40	-318.02	-339.74	-316.94	-345.72
-20.79	-315.06	-341.98	-312.29	-339.19	-314.03	-344.29	-320.58	-354.11	-322.12	-347.10	-320.68	-353.91
-21.04	-319.56	-347.86	-317.69	-344.36	-318.41	-350.33	-324.56	-361.93	-326.15	-354.60	-324.40	-362.17
-21.04	-319.56	-347.86	-317.69	-344.36	-318.41	-350.33	-324.56	-361.93	-326.15	-354.60	-324.40	-362.17
-21.28	-324.00	-353.68	-322.92	-349.52	-322.73	-356.29	-328.54	-369.83	-330.15	-362.18	-328.24	-370.44
-21.52	-328.33	-359.58	-327.96	-354.81	-326.99	-362.31	-332.40	-377.93	-333.99	-369.96	-331.98	-378.83
-21.76	-332.31	-365.12	-332.55	-359.79	-330.92	-367.96	-335.86	-386.44	-337.40	-378.07	-335.50	-387.59
-22.00	-348.05	-367.27	-349.13	-361.29	-346.24	-370.41	-352.11	-393.65	-353.98	-384.46	-352.23	-395.42
-22.00	-331.19	-367.27	-332.26	-361.29	-329.37	-370.41	-335.24	-393.65	-337.11	-384.46	-335.36	-395.42
-22.23	-379.22	-378.14	-381.64	-370.55	-376.57	-382.01	-382.85	-411.58	-385.49	-402.27	-382.16	-413.79
-22.46	-375.10	-384.41	-378.22	-376.29	-372.35	-388.42	-377.53	-419.45	-380.21	-410.42	-376.27	-421.86
-22.69	-374.39	-391.34	-378.06	-382.85	-371.58	-395.40	-376.21	-427.19	-378.89	-418.42	-374.58	-429.71
-22.92	-374.53	-398.50	-378.66	-389.72	-371.69	-402.58	-375.96	-434.83	-378.60	-426.29	-374.03	-437.40
-22.92	-374.53	-398.50	-378.66	-389.72	-371.69	-402.58	-375.96	-434.83	-378.60	-426.29	-374.03	-437.40
-23.15	-375.27	-405.87	-379.75	-396.92	-372.41	-409.94	-376.43	-442.49	-379.01	-434.19	-374.26	-445.10
-23.38	-376.31	-413.36	-381.09	-404.30	-373.45	-417.41	-377.28	-450.14	-379.80	-442.06	-374.92	-452.76
-23.60	-377.60	-420.99	-382.60	-411.88	-374.75	-425.00	-378.48	-457.77	-380.92	-449.89	-375.98	-460.39
-23.83	-379.00	-428.69	-384.17	-419.58	-376.18	-432.65	-379.86	-465.38	-382.20	-457.71	-377.23	-467.98

**Autorità Portuale di Taranto**

Interventi per il dragaggio di 2,3 M m³ di sedimenti in area Molo Polisettoriale e per la realizzazione di un primo lotto della cassa di colmata funzionale all'ampliamento del V Sporgente del Porto di Taranto

Allegati alla relazione di calcolo strutturale allineamento "BC"

Data 05/2016
Rev. B
c.d.c.: C296A
514B

-23.83	-379.00	-428.69	-384.17	-419.58	-376.18	-432.65	-379.86	-465.38	-382.20	-457.71	-377.23	-467.98
-24.06	-380.51	-436.48	-385.79	-427.41	-377.73	-440.37	-381.42	-472.96	-383.66	-465.50	-378.71	-475.53
-24.29	-382.07	-444.33	-387.43	-435.32	-379.35	-448.15	-383.09	-480.52	-385.22	-473.26	-380.31	-483.06
-24.52	-383.69	-452.25	-389.06	-443.34	-381.02	-455.99	-384.88	-488.03	-386.90	-480.98	-382.06	-490.53
-24.75	-385.33	-460.20	-390.68	-451.41	-382.73	-463.86	-386.74	-495.50	-388.64	-488.65	-383.91	-497.94
-24.75	-385.33	-460.20	-390.68	-451.41	-382.73	-463.86	-386.74	-495.50	-388.64	-488.65	-383.91	-497.94
-24.98	-386.99	-468.19	-392.28	-459.55	-384.46	-471.76	-388.69	-502.90	-390.45	-496.25	-385.84	-505.28
-25.21	-388.66	-476.21	-393.86	-467.72	-386.22	-479.68	-390.70	-510.22	-392.32	-503.77	-387.87	-512.54
-25.44	-390.34	-484.23	-395.41	-475.92	-387.98	-487.61	-392.80	-517.41	-394.28	-511.17	-389.99	-519.66
-25.67	-392.00	-492.26	-396.92	-484.13	-389.75	-495.54	-394.96	-524.48	-396.28	-518.44	-392.18	-526.66
-25.67	-392.00	-492.26	-396.93	-484.13	-389.75	-495.54	-394.96	-524.48	-396.28	-518.44	-392.18	-526.66
-25.90	-393.66	-500.26	-398.39	-492.33	-391.51	-503.44	-397.20	-531.34	-398.35	-525.51	-394.46	-533.45
-26.13	-395.32	-508.23	-399.84	-500.49	-393.29	-511.30	-399.55	-537.97	-400.52	-532.36	-396.87	-540.00
-26.35	-396.90	-516.11	-401.17	-508.59	-395.00	-519.07	-401.99	-544.20	-402.76	-538.83	-399.37	-546.16
-26.58	-398.14	-523.95	-402.13	-516.64	-396.39	-526.79	-404.23	-550.02	-404.78	-544.92	-401.69	-551.89
-26.58	-398.14	-523.95	-402.13	-516.64	-396.39	-526.79	-404.23	-550.02	-404.78	-544.92	-401.69	-551.89
-26.81	-399.21	-531.72	-402.85	-524.66	-397.64	-534.43	-406.58	-555.24	-406.86	-550.44	-404.14	-557.02
-27.04	-399.67	-539.21	-402.87	-532.42	-398.33	-541.76	-408.81	-559.39	-408.75	-554.97	-406.50	-561.05
-27.27	-393.39	-547.24	-395.88	-540.85	-392.43	-549.54	-404.62	-561.95	-404.06	-558.13	-402.48	-563.40
-27.50	-396.57	-479.06	-399.81	-468.55	-396.03	-482.31	-432.03	-487.97	-427.85	-483.04	-425.33	-489.89
-27.50	-703.42	-479.06	-706.66	-468.55	-702.88	-482.31	-738.88	-487.97	-734.71	-483.04	-732.18	-489.89
-27.74	-673.99	-487.73	-678.33	-476.46	-673.04	-491.26	-703.11	-496.65	-699.68	-491.54	-696.24	-498.98
-27.98	-676.57	-504.32	-681.80	-492.77	-675.21	-508.03	-700.92	-515.33	-698.49	-510.00	-695.15	-518.01
-28.22	-685.75	-520.63	-691.53	-509.06	-684.12	-524.43	-706.47	-533.45	-704.65	-528.01	-701.08	-536.35
-28.45	-695.86	-536.09	-702.03	-524.60	-694.04	-539.94	-714.66	-550.35	-713.29	-544.84	-709.68	-553.39
-28.45	-695.86	-536.09	-702.03	-524.60	-694.04	-539.94	-714.66	-550.36	-713.29	-544.84	-709.68	-553.39
-28.69	-702.15	-551.25	-708.46	-539.89	-700.23	-555.11	-718.58	-566.76	-717.53	-561.22	-713.85	-569.88
-28.93	-710.48	-566.12	-716.88	-554.94	-708.47	-569.97	-725.50	-582.70	-724.70	-577.16	-721.04	-585.87
-29.17	-717.56	-580.70	-723.93	-569.75	-715.52	-584.51	-731.23	-598.16	-730.60	-592.65	-726.98	-601.32
-29.41	-722.69	-595.13	-728.95	-584.42	-720.66	-598.88	-735.38	-613.33	-734.87	-607.87	-731.22	-616.46
-29.41	-722.69	-595.13	-728.95	-584.42	-720.66	-598.88	-735.38	-613.33	-734.87	-607.87	-731.22	-616.46
-29.65	-730.69	-609.36	-736.82	-598.92	-728.67	-613.03	-742.60	-628.15	-742.19	-622.76	-738.70	-631.23
-29.89	-737.58	-623.42	-743.52	-613.28	-735.60	-627.01	-748.83	-642.72	-748.50	-637.42	-745.11	-645.73
-30.13	-744.34	-637.26	-750.06	-627.44	-742.41	-640.75	-754.97	-656.92	-754.65	-651.73	-751.37	-659.85
-30.36	-751.16	-650.91	-756.64	-641.44	-749.29	-654.29	-761.16	-670.87	-760.82	-665.79	-757.67	-673.70
-30.36	-751.16	-650.91	-756.64	-641.44	-749.29	-654.29	-761.16	-670.87	-760.82	-665.79	-757.68	-673.70
-30.60	-757.78	-664.30	-763.00	-655.19	-755.98	-667.56	-767.16	-684.46	-766.82	-679.50	-763.82	-687.17
-30.84	-764.34	-677.49	-769.28	-668.77	-762.61	-680.62	-773.16	-697.79	-772.81	-692.95	-769.97	-700.39
-31.08	-770.92	-690.36	-775.58	-682.04	-769.27	-693.36	-779.28	-710.71	-778.90	-706.01	-776.25	-713.18
-31.32	-777.46	-702.97	-781.84	-695.06	-775.89	-705.83	-785.43	-723.32	-785.02	-718.76	-782.55	-725.67
-31.32	-777.46	-702.97	-781.84	-695.06	-775.89	-705.83	-785.43	-723.32	-785.02	-718.76	-782.55	-725.67
-31.56	-783.88	-715.24	-787.96	-707.75	-782.39	-717.95	-791.53	-735.52	-791.08	-731.11	-788.81	-737.74
-31.80	-790.30	-727.18	-794.10	-720.12	-788.89	-729.75	-797.70	-747.35	-797.21	-743.09	-795.13	-749.45
-32.03	-796.66	-738.66	-800.16	-732.04	-795.33	-741.08	-803.87	-758.66	-803.34	-754.55	-801.45	-760.63
-32.27	-802.95	-749.78	-806.17	-743.59	-801.70	-752.05	-810.02	-769.57	-809.45	-765.61	-807.74	-771.42
-32.27	-802.95	-749.78	-806.18	-743.59	-801.70	-752.05	-810.02	-769.57	-809.45	-765.61	-807.74	-771.42
-32.51	-809.17	-760.39	-812.12	-754.60	-808.00	-762.51	-816.13	-779.93	-815.52	-776.11	-814.00	-781.65
-32.75	-815.33	-770.71	-818.01	-765.33	-814.24	-772.68	-822.21	-789.97	-821.56	-786.31	-820.23	-791.57
-32.99	-821.45	-780.61	-823.86	-775.59	-820.43	-782.43	-828.27	-799.54	-827.58	-796.03	-826.43	-801.03
-33.23	-827.49	-790.25	-829.64	-785.55	-826.54	-791.92	-834.26	-808.84	-833.54	-805.48	-832.56	-810.22

**Autorità Portuale di Taranto**

Interventi per il dragaggio di 2,3 M m³ di sedimenti in area Molo Polisettoriale e per la realizzazione di un primo lotto della cassa di colmata funzionale all'ampliamento del V Sporgente del Porto di Taranto

Allegati alla relazione di calcolo strutturale allineamento "BC"

Data 05/2016
Rev. B
c.d.c.: C296A
514B

-33.23	-827.49	-790.25	-829.64	-785.55	-826.54	-791.92	-834.27	-808.84	-833.54	-805.48	-832.56	-810.22
-33.47	-833.62	-799.65	-835.52	-795.21	-832.73	-801.17	-840.36	-817.87	-839.60	-814.66	-838.79	-819.14
-33.70	-839.65	-808.91	-841.30	-804.70	-838.82	-810.29	-846.35	-826.74	-845.56	-823.67	-844.90	-827.91
-33.94	-845.55	-818.05	-846.97	-814.07	-844.78	-819.30	-852.21	-835.47	-851.40	-832.54	-850.89	-836.54
-34.18	-851.36	-827.16	-852.55	-823.45	-850.65	-828.27	-857.97	-844.13	-857.14	-841.35	-856.78	-845.11
-34.18	-851.37	-827.16	-852.55	-823.45	-850.65	-828.27	-857.97	-844.13	-857.14	-841.35	-856.78	-845.12
-34.42	-857.04	-836.29	-858.00	-832.79	-856.37	-837.28	-863.57	-852.80	-862.73	-850.16	-862.51	-853.70
-34.66	-862.62	-845.41	-863.38	-842.20	-862.00	-846.28	-869.08	-861.43	-868.23	-858.93	-868.14	-862.25
-34.90	-868.03	-854.51	-868.57	-851.62	-867.44	-855.26	-874.37	-870.00	-873.52	-867.65	-873.55	-870.75
-35.14	-873.57	-863.55	-873.92	-861.03	-873.02	-864.19	-879.78	-878.50	-878.94	-876.29	-879.08	-879.18
-35.14	-873.57	-863.55	-873.92	-861.03	-873.02	-864.20	-879.78	-878.50	-878.94	-876.29	-879.08	-879.18
-35.38	-878.52	-872.50	-878.68	-870.39	-878.01	-873.04	-884.55	-886.85	-883.73	-884.79	-883.99	-887.47
-35.61	-883.76	-881.41	-883.73	-879.64	-883.28	-881.85	-889.58	-895.14	-888.78	-893.22	-889.14	-895.70
-35.85	-888.58	-890.30	-888.38	-888.76	-888.12	-890.65	-894.12	-903.33	-893.35	-901.57	-893.82	-903.84
-36.09	-893.10	-899.07	-892.74	-897.90	-892.67	-899.33	-898.30	-911.35	-897.58	-909.76	-898.15	-911.81
-36.09	-893.10	-899.07	-892.74	-897.90	-892.67	-899.33	-898.30	-911.35	-897.58	-909.76	-898.15	-911.81
-36.33	-896.58	-907.67	-896.06	-906.85	-896.17	-907.84	-901.39	-919.10	-900.72	-917.69	-901.38	-919.52
-36.57	-899.47	-917.20	-898.76	-916.85	-899.07	-917.29	-903.78	-927.73	-903.19	-926.50	-903.94	-928.11
-36.81	-900.53	-927.54	-899.60	-927.36	-900.15	-927.55	-904.31	-937.02	-903.80	-936.00	-904.65	-937.36
-37.05	-894.84	-938.87	-893.70	-938.68	-894.47	-938.81	-898.15	-947.14	-897.72	-946.35	-898.68	-947.45
-37.05	-894.84	-938.87	-893.70	-938.68	-894.47	-938.81	-898.15	-947.14	-897.72	-946.35	-898.68	-947.45
-37.28	-895.61	-948.46	-894.01	-947.78	-895.24	-948.32	-897.62	-955.15	-897.39	-954.65	-898.44	-955.44
-37.52	-891.71	-960.24	-889.86	-958.97	-891.34	-960.01	-892.30	-965.05	-892.29	-964.90	-893.46	-965.32
-37.76	-871.89	-981.27	-869.76	-979.01	-871.53	-980.93	-871.26	-983.42	-871.42	-983.73	-872.76	-983.64
-38.00	-824.02	-1016.48	-821.27	-1010.28	-823.71	-1016.00	-823.18	-1014.37	-823.34	-1015.41	-824.95	-1014.54

8		11		12		13		14		15	
Mare [kPa]	Vasca [kPa]	Mare [kPa]	Vasca [kPa]	Mare [kPa]	Vasca [kPa]	Mare [kPa]	Vasca [kPa]	Mare [kPa]	Vasca [kPa]	Mare [kPa]	Vasca [kPa]
0.00	0.00	0.00	0.00	0.00	0.00	0.00	0.00	0.00	0.00	0.00	0.00
0.00	0.00	0.00	0.00	0.00	0.00	0.00	0.00	0.00	0.00	0.00	0.00
0.00	0.00	0.00	0.00	0.00	0.00	0.00	0.00	0.00	0.00	0.00	0.00
0.00	0.00	0.00	0.00	0.00	0.00	0.00	0.00	0.00	0.00	0.00	0.00
0.00	0.00	0.00	0.00	0.00	0.00	0.00	0.00	0.00	0.00	0.00	0.00
0.00	0.00	0.00	0.00	0.00	0.00	0.00	0.00	0.00	0.00	0.00	0.00
0.00	0.00	0.00	0.00	0.00	0.00	0.00	0.00	0.00	0.00	0.00	0.00
0.00	0.00	0.00	0.00	0.00	0.00	0.00	0.00	0.00	0.00	0.00	0.00
0.00	0.00	0.00	0.00	0.00	0.00	0.00	0.00	0.00	0.00	0.00	0.00
0.00	0.00	0.00	0.00	0.00	0.00	0.00	0.00	0.00	0.00	0.00	0.00
0.00	0.00	0.00	0.00	-20.49	0.00	0.00	0.00	0.00	0.00	0.00	0.00
0.00	0.00	0.00	0.00	-21.58	0.00	0.00	0.00	0.00	0.00	0.00	0.00
0.00	0.00	0.00	0.00	-22.67	0.00	0.00	0.00	0.00	0.00	0.00	0.00
0.00	0.00	0.00	0.00	-23.76	0.00	0.00	0.00	0.00	0.00	0.00	0.00
0.00	0.00	0.00	0.00	-24.85	0.00	0.00	0.00	0.00	0.00	0.00	0.00
0.00	-5.34	0.00	-10.35	-24.85	-4.32	0.00	0.00	0.00	0.00	0.00	0.00
0.00	-6.36	0.00	-10.94	-26.49	-10.97	0.00	-1.19	0.00	-7.62	0.00	-2.32
0.00	-7.83	0.00	-12.50	-28.12	-21.98	0.00	-4.06	0.00	-14.47	0.00	-7.62
0.00	-8.71	0.00	-12.12	-29.76	-24.57	0.00	-4.44	0.00	-14.57	0.00	-6.83
0.00	-9.61	0.00	-11.85	-31.39	-23.47	0.00	-4.74	0.00	-14.27	0.00	-6.26
0.00	-9.61	0.00	-11.85	-31.39	-23.47	0.00	-4.74	0.00	-14.27	0.00	-6.26
0.00	-10.66	0.00	-11.99	-33.03	-22.43	0.00	-5.36	0.00	-14.63	0.00	-6.28
0.00	-11.75	0.00	-12.36	-34.66	-21.88	0.00	-6.16	0.00	-15.23	0.00	-6.68
0.00	-12.74	0.00	-12.80	-36.30	-21.65	0.00	-7.09	0.00	-15.90	0.00	-7.32
0.00	-13.68	0.00	-13.29	-37.93	-21.60	0.00	-8.08	0.00	-16.60	0.00	-8.11
0.00	-13.68	0.00	-13.29	-37.93	-21.60	0.00	-8.08	0.00	-16.60	0.00	-8.11
-2.50	-16.82	-2.50	-15.95	-40.11	-23.70	-2.50	-13.84	-2.50	-19.50	-2.50	-11.17
-5.00	-19.93	-5.00	-18.65	-42.30	-25.95	-5.00	-19.57	-5.00	-22.42	-5.00	-14.22
-7.50	-22.94	-7.50	-21.33	-44.48	-28.27	-7.50	-25.03	-7.50	-25.28	-7.50	-17.17
-10.00	-25.98	-10.00	-24.09	-46.66	-30.73	-10.00	-30.56	-10.00	-28.20	-10.00	-20.15
-10.00	-25.98	-10.00	-24.09	-46.66	-30.73	-10.00	-30.56	-10.00	-28.20	-10.00	-20.15
-12.75	-29.53	-12.75	-27.39	-49.06	-33.77	-12.75	-36.83	-12.75	-31.64	-12.75	-23.57
-15.50	-32.96	-15.50	-30.60	-51.46	-36.74	-15.50	-42.97	-15.50	-34.95	-15.50	-26.97
-18.25	-36.33	-18.25	-33.77	-53.86	-39.73	-18.25	-49.05	-18.25	-38.21	-18.25	-30.25
-21.00	-39.70	-21.00	-36.95	-56.26	-42.74	-21.00	-55.13	-21.00	-41.46	-21.00	-33.49
-21.00	-39.70	-21.00	-36.96	-56.27	-42.74	-21.00	-55.13	-21.00	-41.46	-21.00	-33.49
-23.25	-42.44	-23.25	-39.56	-58.23	-45.24	-23.25	-60.10	-23.25	-44.11	-23.25	-36.07
-25.50	-45.14	-25.50	-42.15	-60.19	-47.72	-25.50	-65.02	-25.50	-46.71	-25.50	-38.57
-27.75	-48.12	-27.75	-45.06	-62.16	-50.54	-27.75	-70.18	-27.75	-49.64	-27.75	-41.15
-30.00	-51.43	-30.00	-48.35	-64.12	-53.76	-30.00	-75.70	-30.00	-52.94	-30.00	-44.23
-30.00	-51.43	-30.00	-48.35	-64.12	-53.76	-30.00	-75.70	-30.00	-52.94	-30.00	-44.23
-32.29	-54.20	-32.29	-51.07	-66.12	-56.42	-32.29	-78.72	-32.29	-55.65	-32.29	-47.10
-34.58	-56.97	-34.58	-53.80	-68.12	-59.09	-34.58	-81.71	-34.58	-58.36	-34.58	-50.00
-36.88	-59.68	-36.88	-56.45	-70.12	-61.69	-36.88	-84.58	-36.88	-60.97	-36.88	-52.81
-39.17	-62.32	-39.17	-59.03	-72.12	-64.24	-39.17	-87.37	-39.17	-63.53	-39.17	-55.55
-39.17	-62.32	-39.17	-59.03	-72.12	-64.24	-39.17	-87.37	-39.17	-63.53	-39.17	-55.55
-41.46	-64.91	-41.46	-61.58	-74.13	-66.76	-41.46	-90.05	-41.46	-66.02	-41.46	-58.19



Autorità Portuale di Taranto

Interventi per il dragaggio di 2,3 M³ di sedimenti in area Molo Polisettoriale e per la realizzazione di un primo lotto della cassa di colmata funzionale all'ampliamento del V Sporgente del Porto di Taranto

Allegati alla relazione di calcolo strutturale allineamento "BC"

Data 05/2016
Rev. B
c.d.c.: C296A
514B



-43.75	-67.46	-43.75	-64.09	-76.13	-69.26	-43.75	-92.69	-43.75	-68.48	-43.75	-60.79
-46.04	-70.03	-46.04	-66.61	-78.13	-71.77	-46.04	-95.28	-46.04	-70.91	-46.04	-63.33
-48.33	-72.51	-48.33	-69.04	-80.13	-74.21	-48.33	-97.84	-48.33	-73.26	-48.33	-65.78
-48.33	-72.51	-48.33	-69.04	-80.13	-74.21	-48.33	-97.84	-48.33	-73.26	-48.33	-65.78
-50.63	-75.18	-50.63	-71.75	-82.13	-76.94	-50.63	-100.53	-50.63	-75.85	-50.63	-68.40
-52.92	-77.70	-52.92	-74.31	-84.13	-79.53	-52.92	-103.00	-52.92	-78.28	-52.92	-70.63
-55.21	-80.40	-55.21	-77.06	-86.13	-82.32	-55.21	-105.69	-55.21	-80.88	-55.21	-72.98
-57.50	-83.23	-57.50	-79.91	-88.13	-85.22	-57.50	-108.51	-57.50	-83.57	-57.50	-75.42
-57.50	-83.23	-57.50	-79.91	-88.13	-85.22	-57.50	-108.51	-57.50	-83.57	-57.50	-75.42
-59.79	-86.26	-59.79	-82.95	-90.13	-88.33	-59.79	-111.59	-59.79	-86.43	-59.79	-78.12
-62.08	-89.37	-62.08	-86.06	-92.13	-91.53	-62.08	-114.75	-62.08	-89.34	-62.08	-80.92
-64.38	-92.56	-64.38	-89.36	-94.13	-94.93	-64.38	-118.18	-64.38	-92.41	-64.38	-84.13
-66.67	-95.50	-66.67	-92.36	-96.13	-98.06	-66.67	-121.33	-66.67	-95.16	-66.67	-87.10
-66.67	-95.50	-66.67	-92.36	-96.13	-98.06	-66.67	-121.33	-66.67	-95.16	-66.67	-87.10
-68.96	-98.51	-68.96	-95.43	-98.13	-101.29	-68.96	-124.53	-68.96	-97.97	-68.96	-90.07
-71.25	-102.38	-71.25	-99.44	-100.13	-105.49	-71.25	-128.48	-71.25	-101.68	-71.25	-94.34
-73.54	-106.03	-73.54	-103.33	-102.13	-109.61	-73.54	-132.23	-73.54	-105.22	-73.54	-98.72
-75.83	-109.22	-75.83	-106.79	-104.13	-113.35	-75.83	-135.48	-75.83	-108.30	-75.83	-102.65
-75.83	-109.22	-75.83	-106.79	-104.13	-113.35	-75.83	-135.48	-75.83	-108.30	-75.83	-102.65
-78.13	-111.15	-78.13	-109.07	-106.14	-115.97	-78.13	-137.83	-78.13	-110.14	-78.13	-105.49
-80.42	-110.61	-80.42	-109.01	-108.14	-116.35	-80.42	-138.00	-80.42	-109.57	-80.42	-106.16
-82.71	-109.88	-82.71	-109.07	-110.14	-116.99	-82.71	-138.27	-82.71	-109.04	-82.71	-107.38
-85.00	-104.53	-85.00	-106.45	-112.14	-134.59	-85.00	-128.74	-85.00	-103.63	-85.00	-108.30
-139.32	-117.26	-140.93	-119.18	-114.03	-147.32	-142.92	-109.05	-141.81	-116.36	-124.98	-121.03
-132.75	-110.10	-133.79	-112.53	-112.15	-136.33	-135.61	-103.23	-134.35	-110.99	-121.89	-113.04
-134.05	-111.52	-134.88	-114.31	-115.02	-137.26	-136.54	-104.64	-134.91	-112.91	-124.58	-114.24
-139.40	-115.92	-140.28	-119.03	-120.56	-141.92	-142.14	-108.81	-140.04	-117.70	-130.48	-118.50
-145.32	-119.28	-146.28	-122.60	-126.40	-144.96	-148.41	-112.14	-145.87	-121.35	-136.77	-121.71
-145.32	-119.28	-146.28	-122.60	-126.40	-144.96	-148.41	-112.14	-145.87	-121.35	-136.77	-121.71
-149.11	-122.78	-150.07	-126.25	-130.57	-148.19	-152.22	-115.53	-149.29	-125.10	-141.05	-125.04
-154.42	-126.39	-155.49	-130.02	-135.90	-151.62	-157.88	-119.03	-154.48	-128.95	-146.70	-128.54
-158.64	-128.33	-159.82	-132.00	-140.34	-152.71	-162.39	-121.09	-158.59	-131.05	-151.31	-130.35
-163.21	-131.98	-164.55	-135.78	-145.07	-156.23	-167.32	-124.57	-163.17	-134.91	-156.24	-133.95
-163.21	-131.98	-164.55	-135.78	-145.07	-156.23	-167.32	-124.57	-163.17	-134.91	-156.24	-133.95
-167.36	-135.44	-168.76	-139.33	-149.35	-159.45	-171.87	-127.89	-167.31	-138.56	-160.65	-137.34
-171.61	-138.94	-173.08	-142.92	-153.69	-162.76	-176.47	-131.23	-171.57	-142.25	-165.13	-140.79
-175.16	-142.64	-176.69	-146.73	-157.46	-166.49	-180.33	-134.76	-175.19	-146.16	-168.94	-144.45
-177.64	-146.26	-179.24	-150.46	-160.36	-170.18	-183.18	-138.25	-177.81	-150.00	-171.74	-148.05
-177.64	-146.26	-179.24	-150.46	-160.36	-170.18	-183.18	-138.25	-177.81	-150.01	-171.74	-148.05
-183.39	-149.82	-185.04	-154.14	-165.96	-173.69	-189.02	-141.75	-183.35	-153.80	-177.56	-151.61
-188.98	-153.31	-190.67	-157.75	-171.46	-177.01	-194.68	-145.22	-188.64	-157.53	-183.23	-155.10
-193.18	-156.85	-194.89	-161.42	-175.82	-180.33	-198.96	-148.80	-192.56	-161.33	-187.60	-158.67
-197.43	-160.45	-199.21	-165.18	-180.25	-183.71	-203.39	-152.47	-196.70	-165.21	-192.04	-162.32
-197.43	-160.45	-199.21	-165.18	-180.25	-183.71	-203.39	-152.47	-196.70	-165.21	-192.04	-162.32
-201.54	-164.02	-203.39	-168.89	-184.56	-187.04	-207.68	-156.17	-200.68	-169.06	-196.34	-165.93
-205.67	-167.43	-207.59	-172.44	-188.90	-190.17	-211.99	-159.76	-204.63	-172.74	-200.65	-169.38
-209.96	-170.62	-211.95	-175.75	-193.38	-193.02	-216.45	-163.20	-208.76	-176.20	-205.11	-172.61
-214.42	-173.80	-216.49	-179.05	-198.02	-195.87	-221.09	-166.64	-213.07	-179.63	-209.73	-175.84
-214.42	-173.80	-216.49	-179.05	-198.02	-195.87	-221.09	-166.64	-213.07	-179.63	-209.73	-175.84
-218.75	-177.00	-220.90	-182.37	-202.58	-198.77	-225.57	-170.12	-217.20	-183.09	-214.24	-179.10
-223.17	-180.23	-225.39	-185.72	-207.21	-201.70	-230.14	-173.63	-221.43	-186.57	-218.83	-182.40
-227.60	-183.42	-229.90	-189.01	-211.87	-204.58	-234.71	-177.09	-225.68	-190.00	-223.42	-185.64
-232.15	-186.58	-234.53	-192.28	-216.65	-207.45	-239.40	-180.53	-230.07	-193.38	-228.14	-188.87



Autorità Portuale di Taranto

Interventi per il dragaggio di 2,3 M m³ di sedimenti in area Molo Polisettoriale e per la realizzazione di un primo lotto della cassa di colmata funzionale all'ampliamento del V Sporgente del Porto di Taranto

Allegati alla relazione di calcolo strutturale allineamento "BC"

Data 05/2016
Rev. B
c.d.c.: C296A
514B

-232.15	-186.58	-234.53	-192.28	-216.65	-207.45	-239.40	-180.53	-230.07	-193.39	-228.14	-188.87
-236.83	-189.77	-239.29	-195.56	-221.57	-210.36	-244.20	-183.99	-234.56	-196.79	-232.99	-192.14
-241.39	-192.92	-243.93	-198.80	-226.38	-213.22	-248.90	-187.39	-238.92	-200.13	-237.72	-195.36
-245.79	-196.13	-248.42	-202.10	-231.08	-216.18	-253.43	-190.84	-243.14	-203.51	-242.31	-198.65
-250.14	-199.41	-252.86	-205.46	-235.73	-219.20	-257.93	-194.34	-247.31	-206.93	-246.85	-202.01
-250.14	-199.41	-252.86	-205.46	-235.73	-219.20	-257.93	-194.34	-247.31	-206.93	-246.85	-202.01
-254.41	-202.71	-257.23	-208.85	-240.32	-222.28	-262.34	-197.81	-251.49	-210.35	-251.31	-205.41
-258.63	-205.89	-261.56	-212.12	-244.89	-225.23	-266.74	-201.21	-255.58	-213.62	-255.75	-208.71
-262.76	-209.22	-265.80	-215.57	-249.38	-228.40	-271.04	-204.86	-259.65	-217.01	-260.09	-212.19
-266.86	-212.62	-270.02	-219.11	-253.85	-231.67	-275.33	-208.56	-263.72	-220.46	-264.41	-215.76
-266.86	-212.62	-270.02	-219.11	-253.85	-231.67	-275.33	-208.56	-263.72	-220.46	-264.41	-215.76
-270.89	-216.08	-274.17	-222.69	-258.26	-235.00	-279.55	-212.26	-267.77	-223.91	-268.66	-219.38
-274.88	-219.52	-278.30	-226.25	-262.66	-238.29	-283.75	-216.00	-271.82	-227.27	-272.89	-222.99
-278.81	-222.91	-282.36	-229.78	-267.00	-241.57	-287.90	-219.76	-275.85	-230.54	-277.05	-226.59
-282.69	-226.30	-286.40	-233.39	-271.31	-244.92	-292.02	-223.51	-279.89	-233.85	-281.19	-230.27
-282.70	-226.30	-286.40	-233.39	-271.31	-244.92	-292.02	-223.51	-279.89	-233.85	-281.19	-230.27
-286.54	-229.98	-290.39	-237.27	-275.59	-248.58	-296.10	-227.20	-283.93	-237.32	-285.28	-234.25
-290.34	-234.17	-294.36	-241.34	-279.85	-252.43	-300.16	-230.74	-287.98	-240.88	-289.34	-238.43
-294.09	-241.44	-298.27	-248.14	-284.06	-259.28	-304.18	-235.34	-292.04	-245.96	-293.35	-245.29
-297.82	-250.11	-302.17	-256.85	-288.25	-268.17	-308.17	-240.72	-296.11	-251.80	-297.33	-254.01
-297.82	-250.12	-302.17	-256.85	-288.25	-268.17	-308.17	-240.72	-296.11	-251.80	-297.33	-254.01
-301.50	-259.74	-306.03	-266.95	-292.41	-278.50	-312.15	-248.60	-300.21	-260.00	-301.28	-264.02
-305.17	-269.31	-309.87	-277.00	-296.55	-288.64	-316.10	-257.68	-304.31	-269.14	-305.21	-273.91
-308.78	-278.79	-313.67	-286.95	-300.66	-298.55	-320.02	-267.41	-308.38	-278.63	-309.09	-283.64
-312.38	-288.20	-317.46	-296.79	-304.75	-308.26	-323.94	-277.23	-312.47	-288.15	-312.96	-293.22
-312.38	-288.20	-317.46	-296.79	-304.75	-308.26	-323.94	-277.23	-312.47	-288.15	-312.96	-293.22
-315.97	-297.54	-321.23	-306.53	-308.83	-317.78	-327.85	-287.06	-316.64	-297.68	-316.81	-302.64
-319.55	-306.83	-325.01	-316.22	-312.92	-327.16	-331.76	-296.89	-320.99	-307.19	-320.65	-311.96
-323.14	-316.09	-328.79	-325.86	-317.01	-336.42	-335.71	-306.73	-325.60	-316.70	-324.51	-321.19
-326.74	-325.34	-332.61	-335.47	-321.13	-345.59	-339.69	-316.57	-330.32	-326.21	-328.38	-330.33
-326.74	-325.34	-332.61	-335.47	-321.13	-345.59	-339.69	-316.57	-330.32	-326.21	-328.38	-330.33
-330.40	-334.55	-336.48	-345.05	-325.32	-354.64	-343.76	-326.39	-335.30	-335.70	-332.32	-339.38
-334.09	-343.76	-340.41	-354.60	-329.56	-363.61	-347.89	-336.21	-340.41	-345.19	-336.30	-348.35
-337.92	-352.99	-344.50	-364.15	-333.96	-372.49	-352.27	-346.05	-346.03	-354.72	-340.44	-357.24
-341.79	-362.28	-348.66	-373.73	-338.46	-381.33	-356.77	-355.96	-351.95	-364.31	-344.67	-366.09
-341.79	-362.28	-348.66	-373.73	-338.46	-381.33	-356.77	-355.96	-351.95	-364.31	-344.67	-366.09
-346.03	-371.60	-353.29	-383.32	-343.41	-390.06	-361.88	-365.89	-358.80	-373.95	-349.36	-374.83
-350.31	-380.92	-358.00	-392.86	-348.49	-398.65	-367.17	-375.83	-366.11	-383.62	-354.14	-383.42
-355.53	-390.84	-364.10	-402.89	-355.03	-407.45	-374.61	-386.42	-377.06	-394.05	-360.37	-392.26
-381.16	-401.25	-393.78	-413.19	-384.15	-415.93	-410.70	-397.37	-427.37	-405.33	-389.78	-400.37
-364.29	-401.25	-376.92	-413.19	-367.29	-415.93	-393.84	-397.37	-410.50	-405.33	-372.91	-400.37
-416.02	-422.25	-430.54	-434.21	-420.26	-436.68	-448.69	-419.47	-463.34	-427.96	-426.45	-421.86
-406.19	-432.52	-419.64	-443.71	-410.07	-445.90	-436.21	-429.95	-448.49	-437.84	-415.78	-432.09
-401.77	-442.00	-414.44	-452.70	-405.38	-454.65	-429.65	-439.44	-440.22	-446.65	-410.67	-441.54
-399.02	-451.42	-411.08	-461.65	-402.45	-463.37	-425.10	-448.69	-434.30	-455.17	-407.33	-450.91
-399.02	-451.42	-411.08	-461.65	-402.45	-463.37	-425.10	-448.69	-434.30	-455.17	-407.33	-450.91
-397.40	-460.40	-408.96	-470.26	-400.72	-471.78	-421.93	-457.96	-430.18	-463.59	-405.20	-459.92
-396.49	-469.23	-407.62	-478.75	-399.75	-480.06	-419.63	-467.14	-427.16	-471.97	-403.83	-468.78
-396.23	-477.83	-407.03	-487.01	-399.49	-488.12	-418.18	-476.22	-425.24	-480.30	-403.17	-477.41

**Autorità Portuale di Taranto**

Interventi per il dragaggio di 2,3 M m³ di sedimenti in area Molo Polisettoriale e per la realizzazione di un primo lotto della cassa di colmata funzionale all'ampliamento del V Sporgente del Porto di Taranto

Allegati alla relazione di calcolo strutturale allineamento "BC"

Data 05/2016
Rev. B
c.d.c.: C296A
514B

-396.34	-486.27	-406.85	-495.10	-399.63	-496.03	-417.19	-485.24	-423.91	-488.54	-402.89	-485.89
-396.34	-486.27	-406.85	-495.10	-399.63	-496.03	-417.19	-485.25	-423.91	-488.54	-402.89	-485.89
-396.85	-494.48	-407.11	-502.96	-400.19	-503.72	-416.72	-493.87	-423.21	-496.97	-403.03	-494.16
-397.62	-502.61	-407.67	-510.73	-401.04	-511.33	-416.60	-502.32	-422.95	-505.26	-403.43	-502.35
-398.68	-510.57	-408.57	-518.33	-402.20	-518.77	-416.86	-510.50	-423.15	-513.38	-404.13	-510.41
-399.94	-518.41	-409.68	-525.79	-403.57	-526.09	-417.38	-518.52	-423.68	-521.25	-405.01	-518.36
-399.94	-518.41	-409.68	-525.79	-403.57	-526.09	-417.38	-518.53	-423.68	-521.25	-405.01	-518.36
-401.43	-526.08	-411.05	-533.06	-405.18	-533.24	-418.19	-526.33	-424.56	-528.77	-406.10	-526.18
-403.10	-533.60	-412.63	-540.18	-406.98	-540.24	-419.25	-533.95	-425.72	-536.02	-407.36	-533.88
-405.00	-540.89	-414.46	-547.04	-409.02	-547.01	-420.59	-541.28	-427.23	-542.92	-408.82	-541.39
-407.06	-547.97	-416.47	-553.68	-411.23	-553.56	-422.15	-548.37	-428.98	-549.50	-410.39	-548.74
-407.06	-547.97	-416.47	-553.68	-411.23	-553.56	-422.15	-548.37	-428.98	-549.50	-410.40	-548.74
-409.35	-554.75	-418.73	-559.99	-413.66	-559.80	-423.97	-555.12	-431.03	-555.67	-412.13	-555.86
-411.88	-561.20	-421.24	-565.94	-416.33	-565.71	-426.07	-561.50	-433.38	-561.41	-414.05	-562.71
-414.66	-567.09	-424.02	-571.29	-419.22	-571.06	-428.47	-567.25	-436.03	-566.40	-416.09	-569.13
-417.28	-572.38	-426.62	-576.00	-421.91	-575.81	-430.67	-572.33	-438.51	-570.57	-417.84	-575.08
-417.28	-572.39	-426.62	-576.00	-421.91	-575.81	-430.67	-572.33	-438.51	-570.57	-417.84	-575.08
-420.21	-576.86	-429.49	-579.84	-424.80	-579.75	-433.17	-576.53	-440.81	-573.75	-419.64	-580.41
-423.22	-579.91	-432.44	-582.19	-427.66	-582.33	-435.84	-579.21	-442.71	-575.35	-421.21	-584.67
-417.90	-580.46	-426.18	-581.87	-421.15	-582.58	-428.74	-579.06	-435.46	-573.95	-413.20	-587.19
-437.37	-489.94	-448.38	-490.30	-430.90	-493.88	-442.62	-485.31	-437.67	-475.03	-406.12	-507.26
-744.22	-489.94	-755.23	-490.30	-737.75	-493.88	-749.48	-485.32	-744.52	-475.03	-712.97	-507.26
-699.15	-497.21	-705.91	-497.49	-693.59	-498.38	-695.46	-492.89	-674.27	-475.42	-666.07	-513.41
-701.50	-516.94	-708.21	-517.40	-701.05	-514.80	-698.85	-514.53	-681.24	-494.18	-674.60	-530.19
-707.41	-536.80	-713.34	-537.57	-710.11	-531.86	-703.18	-536.56	-686.13	-514.32	-684.58	-547.34
-719.01	-555.57	-725.48	-556.76	-725.41	-548.33	-715.89	-557.41	-700.80	-533.70	-700.17	-563.81
-719.01	-555.57	-725.48	-556.76	-725.41	-548.33	-715.89	-557.41	-700.80	-533.70	-700.17	-563.81
-723.04	-573.58	-728.76	-575.58	-731.19	-564.79	-718.67	-577.72	-702.49	-552.71	-706.94	-580.08
-732.07	-591.03	-737.87	-593.90	-742.42	-581.07	-728.13	-597.46	-712.67	-571.29	-718.81	-596.09
-738.13	-607.85	-743.79	-611.57	-749.88	-597.02	-733.81	-616.51	-718.78	-589.38	-727.10	-611.69
-742.05	-624.26	-747.72	-628.79	-755.00	-612.78	-737.61	-635.11	-723.85	-607.14	-733.18	-627.02
-742.05	-624.26	-747.72	-628.79	-755.00	-612.78	-737.61	-635.12	-723.85	-607.15	-733.18	-627.02
-750.45	-640.19	-756.19	-645.43	-764.37	-628.21	-745.63	-652.86	-732.12	-624.50	-743.28	-641.95
-757.13	-655.77	-762.98	-661.69	-771.78	-643.46	-751.89	-670.03	-738.89	-641.53	-751.55	-656.65
-763.69	-670.88	-769.87	-677.44	-779.05	-658.44	-758.27	-686.47	-745.86	-658.16	-759.69	-671.03
-770.41	-685.65	-777.09	-692.83	-786.49	-673.21	-765.02	-702.39	-753.17	-674.50	-767.98	-685.16
-770.41	-685.65	-777.09	-692.83	-786.49	-673.22	-765.02	-702.39	-753.17	-674.50	-767.98	-685.16
-776.98	-699.96	-784.26	-707.73	-793.70	-687.69	-771.81	-717.67	-760.51	-690.46	-776.07	-698.96
-783.48	-713.95	-791.43	-722.28	-800.80	-701.94	-778.60	-732.49	-767.88	-706.16	-784.03	-712.51
-790.10	-727.44	-798.68	-736.31	-807.85	-715.83	-785.53	-746.64	-775.36	-721.51	-791.93	-725.69
-796.94	-740.57	-806.04	-749.96	-814.95	-729.44	-792.63	-760.32	-782.83	-736.67	-799.86	-738.56
-796.94	-740.57	-806.04	-749.96	-814.95	-729.44	-792.63	-760.32	-782.83	-736.67	-799.86	-738.56
-803.32	-753.21	-812.97	-763.09	-821.53	-742.66	-799.54	-773.39	-790.18	-751.26	-807.26	-751.04
-809.84	-765.44	-820.02	-775.80	-828.20	-755.53	-806.58	-785.96	-797.62	-765.29	-814.70	-763.17
-816.38	-777.08	-827.01	-787.89	-834.76	-767.88	-813.65	-797.83	-805.09	-778.52	-822.00	-774.79
-822.91	-788.28	-833.91	-799.52	-841.22	-779.84	-820.69	-809.19	-812.54	-791.19	-829.15	-786.02
-822.92	-788.28	-833.91	-799.52	-841.22	-779.84	-820.69	-809.19	-812.54	-791.19	-829.15	-786.02
-829.46	-798.87	-840.68	-810.53	-847.56	-791.23	-827.72	-819.87	-819.95	-803.10	-836.12	-796.70
-836.03	-809.11	-847.29	-821.16	-853.74	-802.30	-834.64	-830.15	-827.31	-814.59	-842.89	-807.08
-842.68	-818.84	-853.93	-831.27	-859.97	-812.89	-841.62	-839.86	-834.65	-825.48	-849.64	-816.99

**Autorità Portuale di Taranto**

Interventi per il dragaggio di 2,3 M³ di sedimenti in area Molo Polisettoriale e per la realizzazione di un primo lotto della cassa di colmanta funzionale all'ampliamento del V Sporgente del Porto di Taranto

Allegati alla relazione di calcolo strutturale allineamento "BC"

Data 05/2016
Rev. B
c.d.c.: C296A
514B

-849.24	-828.26	-860.59	-841.06	-866.22	-823.19	-848.62	-849.23	-842.00	-836.01	-856.35	-826.63
-849.24	-828.26	-860.59	-841.06	-866.22	-823.19	-848.62	-849.23	-842.00	-836.01	-856.35	-826.63
-855.56	-837.38	-867.65	-850.54	-872.88	-833.21	-856.00	-858.27	-849.41	-846.19	-863.40	-836.00
-861.39	-846.32	-874.73	-859.83	-879.59	-843.06	-863.42	-867.11	-856.77	-856.17	-870.44	-845.22
-866.91	-855.10	-881.69	-868.95	-886.21	-852.74	-870.72	-875.77	-864.12	-865.96	-877.34	-854.30
-872.32	-863.79	-888.44	-877.98	-892.66	-862.36	-877.85	-884.34	-871.47	-875.66	-884.03	-863.32
-872.32	-863.79	-888.45	-877.98	-892.66	-862.36	-877.85	-884.34	-871.47	-875.66	-884.03	-863.32
-877.67	-872.49	-894.76	-887.00	-898.73	-871.97	-884.57	-892.90	-878.71	-885.36	-890.31	-872.35
-882.98	-881.14	-900.77	-895.97	-904.55	-881.53	-891.04	-901.41	-885.96	-895.04	-896.32	-881.35
-888.09	-889.74	-906.31	-904.88	-909.92	-891.04	-897.04	-909.87	-892.75	-904.69	-901.86	-890.31
-893.35	-898.27	-911.92	-913.72	-915.34	-900.48	-903.11	-918.27	-899.28	-914.32	-907.47	-899.21
-893.35	-898.27	-911.92	-913.73	-915.35	-900.48	-903.11	-918.27	-899.28	-914.32	-907.47	-899.21
-897.95	-906.68	-916.91	-922.45	-920.16	-909.81	-908.58	-926.57	-906.37	-923.89	-912.49	-908.00
-902.82	-915.04	-921.72	-931.13	-924.72	-919.09	-913.79	-934.82	-914.03	-933.48	-917.27	-916.74
-907.18	-923.36	-925.73	-939.77	-928.39	-928.33	-918.13	-943.05	-921.52	-943.14	-921.22	-925.44
-911.18	-931.54	-929.28	-948.29	-931.59	-937.45	-922.01	-951.19	-928.68	-952.79	-924.74	-934.02
-911.18	-931.54	-929.29	-948.29	-931.60	-937.45	-922.01	-951.19	-928.68	-952.79	-924.74	-934.02
-914.02	-939.52	-931.69	-956.60	-933.64	-946.38	-924.75	-959.12	-934.66	-962.33	-927.15	-942.41
-916.14	-948.44	-933.37	-965.92	-934.94	-956.31	-926.74	-968.09	-939.80	-973.07	-928.85	-951.75
-916.33	-958.18	-933.08	-976.12	-934.25	-967.12	-926.76	-977.96	-943.40	-985.01	-928.61	-961.92
-909.62	-968.87	-925.68	-987.34	-926.42	-978.98	-919.71	-988.89	-938.31	-998.27	-921.36	-973.08
-909.62	-968.87	-925.68	-987.34	-926.42	-978.98	-919.72	-988.89	-938.31	-998.27	-921.36	-973.08
-908.75	-977.70	-924.35	-996.74	-924.73	-989.09	-918.68	-998.04	-937.77	-1010.16	-920.20	-982.43
-902.80	-988.73	-917.69	-1008.57	-917.67	-1001.65	-912.29	-1009.67	-928.76	-1025.16	-913.74	-994.07
-880.33	-1009.01	-894.00	-1030.32	-893.55	-1024.14	-888.92	-1031.36	-900.73	-1052.00	-890.60	-1015.14
-829.69	-1043.57	-841.64	-1067.33	-840.71	-1062.03	-836.89	-1068.54	-843.32	-1097.42	-839.28	-1050.47



Autorità Portuale di Taranto

Interventi per il dragaggio di 2,3 M m³ di sedimenti in area Molo Polisettoriale e per la realizzazione di un primo lotto della cassa di colmanta funzionale all'ampliamento del V Sporgente del Porto di Taranto

Allegati alla relazione di calcolo strutturale allineamento "BC"

Data 05/2016
Rev. B
c.d.c.: C296A
514B

1.1.3 Riepilogo sollecitazioni

3		4		4		5		5		6		6		7		7		8	
M	N	Q	M	N	Q	M	N	Q	M	N	Q	M	N	Q	M	N	Q	M	N
[kNm/m]	[kN/m]	[kN/m]	[kNm/m]	[kN/m]	[kN/m]	[kNm/m]	[kN/m]	[kN/m]	[kNm/m]	[kN/m]	[kNm/m]	[kNm/m]	[kN/m]	[kN/m]	[kNm/m]	[kN/m]	[kN/m]	[kNm/m]	[kN/m]
0.00	0.00	0.00	0.00	0.00	0.00	0.00	0.00	0.00	0.00	0.00	0.00	0.00	0.00	0.00	0.00	0.00	0.00	0.00	0.00
0.00	0.00	0.00	0.00	0.00	0.00	0.00	0.00	0.00	0.00	0.00	0.00	0.00	0.00	0.00	0.00	0.00	0.00	0.00	0.00
0.00	0.00	0.00	0.00	0.00	0.00	0.00	0.00	0.00	0.00	0.00	0.00	0.00	0.00	0.00	0.00	0.00	0.00	0.00	0.00
0.00	0.00	0.00	0.00	0.00	0.00	0.00	0.00	0.00	0.00	0.00	0.00	0.00	0.00	0.00	0.00	0.00	0.00	0.00	0.00
0.00	0.00	0.00	0.00	0.00	0.00	0.00	0.00	0.00	0.00	0.00	0.00	0.00	0.00	0.00	0.00	0.00	0.00	0.00	0.00
0.00	0.00	0.00	0.00	0.00	0.00	0.00	0.00	0.00	0.00	0.00	0.00	0.00	0.00	0.00	0.00	0.00	0.00	0.00	0.00
0.00	0.00	0.00	0.00	0.00	0.00	0.00	0.00	0.00	0.00	0.00	0.00	0.00	0.00	0.00	0.00	0.00	0.00	0.00	0.00
0.00	0.00	0.00	0.00	0.00	0.00	0.00	0.00	0.00	0.00	0.00	0.00	0.00	0.00	0.00	0.00	0.00	0.00	0.00	0.00
0.00	0.00	0.00	0.00	0.00	0.00	0.00	0.00	0.00	0.00	0.00	0.00	0.00	0.00	0.00	0.00	0.00	0.00	0.00	0.00
0.00	0.00	0.00	0.00	0.00	0.00	0.00	0.00	0.00	0.00	0.00	0.00	0.00	0.00	0.00	0.00	0.00	0.00	0.00	0.00
0.00	0.00	0.00	0.00	0.00	0.00	0.00	0.00	0.00	0.00	0.00	0.00	0.00	0.00	0.00	0.00	0.00	0.00	0.00	0.00
-0.03	0.00	0.00	0.00	0.00	0.00	0.00	0.00	0.00	0.00	-0.55	-0.03	0.00	0.00	0.00	0.00	0.00	0.00	0.00	0.00
-0.14	0.00	0.00	0.00	0.00	0.00	0.00	0.00	0.00	0.00	-1.24	-0.14	0.00	0.00	0.00	0.00	0.00	0.00	0.00	0.00
-0.35	0.00	0.00	0.00	0.00	0.00	0.00	0.00	0.00	0.00	-2.07	-0.35	0.00	0.00	0.00	0.00	0.00	0.00	0.00	0.00
-0.67	0.00	0.00	0.00	0.00	0.00	0.00	0.00	0.00	0.00	-3.05	-0.67	0.00	0.00	0.00	0.00	0.00	0.00	0.00	0.00
-0.67	0.00	0.00	0.00	0.00	0.00	0.00	0.00	0.00	0.00	-3.08	-0.67	0.00	0.02	0.00	0.00	0.00	0.00	0.00	0.02
-1.40	0.00	0.00	0.00	0.00	-0.24	1.47	0.13	0.49	0.00	-1.65	-1.10	-0.12	0.75	0.07	-0.26	1.09	0.00	0.00	0.00
-2.48	0.00	0.00	0.00	0.00	-0.51	3.18	0.57	0.98	0.00	-0.60	-1.31	-0.27	1.68	0.29	-0.56	2.41	0.00	0.00	0.00
-3.99	0.00	0.00	0.00	0.00	-0.83	5.14	1.34	1.47	0.00	0.07	-1.35	-0.45	2.82	0.71	-0.92	3.95	0.00	0.00	0.00
-5.97	0.00	0.00	0.00	0.00	-1.18	7.32	2.51	1.95	0.00	0.38	-1.31	-0.67	4.17	1.36	-1.32	5.68	0.00	0.00	0.00
-5.97	0.00	0.00	0.00	0.00	-1.18	7.32	2.51	1.95	0.00	0.41	-1.31	-0.67	4.17	1.36	-1.31	5.67	0.00	0.00	0.00
-8.49	0.00	0.00	0.00	0.00	-1.57	9.73	4.10	2.38	0.00	0.48	-1.22	-0.93	5.77	2.29	-1.75	7.57	0.00	0.00	0.00
-11.61	0.00	0.00	0.00	0.00	-1.99	12.38	6.17	2.76	0.00	0.36	-1.14	-1.22	7.61	3.54	-2.23	9.67	0.00	0.00	0.00
-15.40	0.00	0.00	0.00	0.00	-2.45	15.27	8.76	3.08	0.00	0.04	-1.10	-1.55	9.69	5.16	-2.75	11.97	0.00	0.00	0.00
-19.90	0.00	0.00	0.00	0.00	-2.95	18.39	11.91	3.34	0.00	-0.48	-1.13	-1.92	12.00	7.19	-3.31	14.45	0.00	0.00	0.00
-19.90	0.00	0.00	0.00	0.00	-2.95	18.39	11.91	3.35	0.00	-0.47	-1.13	-1.92	12.00	7.19	-3.31	14.44	0.00	0.00	0.00
-27.14	0.00	0.00	0.00	0.00	-3.67	22.59	17.04	3.62	0.00	-1.42	-1.36	-2.48	15.44	10.61	-4.10	17.95	0.00	0.00	0.00
-35.92	0.00	0.00	0.00	0.00	-4.46	26.59	23.19	3.79	0.00	-2.63	-1.87	-3.09	19.30	14.95	-4.92	21.61	0.00	0.00	0.00
-46.39	0.00	0.00	0.00	0.00	-5.32	30.38	30.31	3.88	0.00	-4.10	-2.70	-3.78	23.58	20.30	-5.77	25.40	0.00	0.00	0.00
-58.68	0.00	0.00	0.00	0.00	-6.23	33.95	38.36	3.87	0.00	-5.82	-3.94	-4.53	28.26	26.77	-6.65	29.33	0.00	0.00	0.00
-58.68	0.00	0.00	0.00	0.00	-6.24	33.96	38.36	3.87	0.00	-5.81	-3.94	-4.53	28.27	26.77	-6.65	29.32	0.00	0.00	0.00
-74.48	0.00	-0.01	0.00	0.00	-7.32	37.65	48.21	3.75	0.00	-7.97	-5.82	-5.43	33.87	35.30	-7.66	33.84	0.00	0.00	0.00
-92.88	0.00	-0.04	-0.01	0.00	-8.49	41.11	59.05	3.53	0.00	-10.38	-8.34	-6.40	39.97	45.45	-8.71	38.55	0.00	0.00	0.00
-114.06	0.00	-0.09	-0.03	0.00	-9.74	44.33	70.80	3.19	0.00	-13.05	-11.56	-7.46	46.55	57.33	-9.80	43.43	0.00	0.00	0.00
-138.20	0.00	-0.16	-0.06	0.00	-11.07	47.31	83.41	2.75	0.00	-15.96	-15.54	-8.60	53.61	71.09	-10.92	48.49	0.00	0.00	0.00
-138.20	0.00	-0.17	-0.06	0.00	-11.07	47.31	83.41	2.75	0.00	-15.96	-15.54	-8.60	53.62	71.09	-10.92	48.50	0.00	0.00	0.00
-160.30	0.00	-0.49	-0.12	0.00	-12.22	49.57	94.31	2.31	0.00	-18.51	-19.41	-9.59	59.51	83.82	-11.87	52.75	0.00	0.00	0.00
-184.64	0.00	-1.34	-0.32	0.00	-13.43	51.67	105.70	1.79	0.00	-21.21	-23.88	-10.64	65.24	97.86	-12.84	57.13	0.00	0.00	0.00
-211.30	0.00	-2.70	-0.76	0.00	-14.68	53.61	117.55	1.21	0.00	-24.05	-28.97	-11.74	70.80	113.17	-13.85	61.64	0.00	0.00	0.00
-240.40	0.00	-4.57	-1.57	0.00	-16.00	55.39	129.81	0.55	0.00	-27.04	-34.72	-12.90	76.20	129.71	-14.89	66.29	0.00	0.00	0.00
-240.40	0.00	-4.58	-1.57	0.00	-15.99	55.37	129.81	0.56	0.00	-27.06	-34.72	-12.90	76.19	129.71	-14.89	66.32	0.00	0.00	0.00
-272.62	0.00	-6.76	-2.87	0.00	-17.36	57.12	142.70	-0.16	0.00	-30.14	-41.27	-14.11	81.67	147.79	-16.00	71.28	0.00	0.00	0.00
-307.49	0.00	-8.95	-4.67	0.00	-18.75	58.98	156.00	-0.91	0.00	-33.11	-48.52	-15.35	87.23	167.14	-17.13	76.36	0.00	0.00	0.00
-344.97	0.00	-11.15	-6.97	0.00	-20.15	60.92	169.74	-1.68	0.00	-35.96	-56.44	-16.60	92.89	187.79	-18.29	81.54	0.00	0.00	0.00
-385.05	0.00	-13.36	-9.78	0.00	-21.56	62.97	183.93	-2.49	0.00	-38.68	-64.99	-17.86	98.62	209.72	-19.46	86.81	0.00	0.00	0.00
-385.05	0.00	-13.36	-9.78	0.00	-21.56	62.98	183.93	-2.49	0.00	-38.68	-64.99	-17.86	98.62	209.72	-19.46	86.80	0.00	0.00	0.00
-427.73	0.00	-15.59	-13.10	0.00	-22.99	65.11	198.60	-3.33	0.00	-41.29	-74.16	-19.13	104.42	232.98	-20.66	92.14	0.00	0.00	0.00



Autorità Portuale di Taranto
Interventi per il dragaggio di 2,3 M m³ di sedimenti in area Molo Polisettoriale e per la realizzazione di un primo lotto della cassa di colmata funzionale all'ampliamento del V Sporgente del Porto di Taranto

Allegati alla relazione di calcolo strutturale allineamento "BC"

Data 05/2016
Rev. B
c.d.c.: C296A
514B



-473.03	0.00	-17.82	-16.93	-24.44	67.36	213.78	-4.20	-43.75	-83.91	-20.42	110.31	257.59	-21.87	97.55
-520.91	0.00	-20.06	-21.27	-25.91	69.75	229.49	-5.10	-46.04	-94.20	-21.72	116.29	283.56	-23.09	103.02
-571.34	0.00	-22.31	-26.12	-27.40	72.28	245.76	-6.05	-48.16	-105.00	-23.04	122.35	310.89	-24.33	108.54
-571.34	0.00	-22.31	-26.12	-27.40	72.29	245.76	-6.05	-48.15	-105.00	-23.04	122.36	310.89	-24.33	108.53
-624.34	0.00	-24.57	-31.49	-28.93	75.04	262.64	-7.04	-50.01	-116.24	-24.38	128.53	339.63	-25.58	114.12
-679.93	0.00	-26.85	-37.39	-30.48	77.94	280.17	-8.07	-51.67	-127.90	-25.74	134.84	369.81	-26.84	119.78
-738.07	0.00	-29.13	-43.80	-32.05	81.00	298.38	-9.14	-53.13	-139.92	-27.12	141.27	401.46	-28.13	125.51
-798.72	0.00	-31.42	-50.74	-33.65	84.21	317.30	-10.24	-54.40	-152.24	-28.52	147.84	434.57	-29.43	131.32
-798.72	0.00	-31.42	-50.74	-33.65	84.19	317.30	-10.24	-54.41	-152.24	-28.52	147.84	434.57	-29.43	131.35
-861.90	0.00	-33.72	-58.20	-35.27	87.53	336.97	-11.38	-55.50	-164.83	-29.95	154.58	469.21	-30.76	137.31
-927.65	0.00	-36.04	-66.20	-36.90	90.96	357.43	-12.55	-56.42	-177.66	-31.41	161.47	505.43	-32.14	143.48
-995.91	0.00	-38.36	-74.72	-38.55	94.48	378.68	-13.75	-57.20	-190.69	-32.90	168.52	543.25	-33.56	149.83
-1066.64	0.00	-40.69	-83.78	-40.21	98.09	400.74	-14.98	-57.82	-203.87	-34.40	175.69	582.68	-35.02	156.39
-1066.64	0.00	-40.69	-83.78	-40.21	98.09	400.74	-14.98	-57.81	-203.87	-34.40	175.71	582.68	-35.03	156.43
-1139.88	0.00	-43.03	-93.37	-41.87	101.66	423.62	-16.22	-58.38	-217.18	-35.91	182.87	623.75	-36.50	163.03
-1215.64	0.00	-45.39	-103.50	-43.53	105.27	447.34	-17.48	-58.82	-230.62	-37.44	190.17	666.51	-38.05	169.98
-1293.88	0.00	-47.75	-114.18	-45.20	108.92	471.88	-18.76	-59.12	-244.13	-39.00	197.62	710.95	-39.68	177.27
-1374.56	0.00	-50.12	-125.39	-46.87	112.62	497.26	-20.06	-59.25	-257.70	-40.57	205.20	757.09	-41.37	184.88
-1374.56	0.00	-50.12	-125.39	-46.82	112.32	497.26	-20.02	-59.52	-257.70	-40.53	204.93	757.09	-41.33	184.66
-1457.71	0.00	-52.50	-137.14	-48.59	116.58	523.50	-21.43	-58.97	-271.26	-42.18	212.97	804.98	-43.09	192.56
-1543.35	0.00	-54.90	-149.45	-50.21	119.92	550.63	-22.73	-59.12	-284.78	-43.71	220.20	854.64	-44.70	199.80
-1631.44	0.00	-57.30	-162.31	-51.67	122.28	578.40	-23.89	-60.02	-298.42	-45.09	226.52	905.86	-46.17	206.37
-1721.93	0.00	-59.71	-175.72	-52.96	123.58	606.59	-24.91	-61.72	-312.35	-46.33	231.86	958.39	-47.48	212.25
-1721.93	0.09	-59.64	-175.72	-53.05	124.23	606.59	-24.09	-56.84	-312.35	-46.40	232.01	958.39	-47.42	211.95
-1817.98	1.78	-71.02	-191.47	-53.35	117.36	635.70	-23.06	-44.59	-324.55	-45.68	221.50	1013.04	-46.28	206.52
-1913.49	3.18	-82.05	-209.93	-53.82	110.46	663.17	-22.28	-33.43	-333.94	-44.97	210.83	1065.17	-45.12	201.05
-2008.33	4.30	-92.64	-231.00	-54.47	103.55	688.97	-21.73	-23.24	-340.75	-44.32	200.05	1114.71	-43.95	195.48
-2102.32	5.16	-102.69	-254.55	-55.30	96.65	713.10	-21.41	-13.94	-345.21	-43.78	189.20	1161.62	-42.74	189.75
-2102.32	5.18	-102.62	-254.55	-55.28	96.46	713.10	-21.40	-14.09	-345.21	-43.78	189.01	1161.62	-42.68	189.48
-2195.24	5.83	-111.65	-280.39	-56.29	89.41	735.50	-21.29	-5.77	-347.58	-43.47	178.05	1205.86	-41.39	183.36
-2286.97	6.27	-119.83	-308.32	-57.41	82.03	756.18	-21.35	1.41	-348.08	-43.28	166.76	1247.44	-40.00	176.80
-2377.27	6.52	-127.21	-338.12	-58.60	74.24	775.03	-21.55	7.30	-347.01	-43.17	155.07	1286.24	-38.51	169.75
-2465.92	6.57	-133.83	-369.59	-59.83	65.96	791.94	-21.88	11.78	-344.68	-43.14	142.95	1322.17	-36.91	162.20
-2465.92	6.59	-133.66	-369.59	-59.86	66.13	791.94	-21.88	12.05	-344.68	-43.16	143.06	1322.17	-36.99	162.30
-2552.68	6.66	-138.45	-402.41	-61.20	57.92	806.89	-22.34	15.97	-341.29	-43.21	130.92	1355.19	-35.57	154.66
-2637.32	6.67	-141.87	-436.23	-62.67	49.76	819.87	-22.94	19.30	-337.03	-43.41	118.76	1385.29	-34.31	146.89
-2719.58	6.63	-143.95	-470.72	-64.27	41.71	830.90	-23.68	22.09	-332.02	-43.75	106.65	1412.46	-33.21	139.05
-2799.22	6.54	-144.70	-505.53	-66.01	33.81	839.99	-24.58	24.41	-326.41	-44.24	94.65	1436.72	-32.27	131.20
-2799.22	6.54	-144.76	-505.53	-66.01	33.90	839.99	-24.57	24.49	-326.41	-44.25	94.77	1436.72	-32.28	131.33
-2876.08	6.40	-144.57	-540.40	-67.83	26.06	847.23	-25.56	26.36	-320.26	-44.85	82.84	1458.13	-31.46	123.44
-2949.95	6.23	-143.93	-575.19	-69.63	17.77	852.52	-26.60	27.25	-313.78	-45.46	70.55	1476.63	-30.64	115.12
-3020.61	6.04	-142.84	-609.77	-71.42	9.09	855.76	-27.66	27.21	-307.20	-46.08	57.98	1492.13	-29.83	106.47
-3087.80	5.82	-141.27	-644.02	-73.21	0.10	856.88	-28.77	26.30	-300.73	-46.73	45.22	1504.57	-29.04	97.58
-3087.80	5.82	-141.30	-644.02	-73.21	0.12	856.88	-28.77	26.33	-300.73	-46.73	45.24	1504.57	-29.04	97.59
-3151.34	5.57	-139.07	-677.82	-75.03	-8.86	855.83	-29.93	24.85	-294.55	-47.44	32.56	1513.95	-28.31	88.65
-3211.04	5.31	-136.49	-711.04	-76.85	-18.05	852.59	-31.12	22.63	-288.81	-48.17	19.77	1520.26	-27.62	79.51
-3266.67	5.07	-133.60	-743.61	-78.65	-27.45	847.11	-32.33	19.67	-283.70	-48.93	6.84	1523.47	-26.95	70.15
-3318.01	4.84	-130.42	-775.43	-80.44	-37.09	839.33	-33.57	15.95	-279.39	-49.71	-6.24	1523.55	-26.31	60.55
-3318.01	4.85	-130.47	-775.43	-80.43	-37.12	839.33	-33.57	15.95	-279.39	-49.71	-6.28	1523.55	-26.30	60.52
-3365.03	4.65	-127.18	-806.49	-82.19	-47.08	829.19	-34.81	11.45	-276.07	-50.48	-19.62	1520.43	-25.66	50.60
-3407.72	4.48	-123.80	-836.75	-83.92	-57.32	816.61	-36.07	6.25	-273.93	-51.27	-33.19	1514.07	-25.03	40.39
-3446.03	4.33	-120.33	-866.18	-85.64	-67.84	801.53	-37.34	0.36	-273.11	-52.06	-46.99	1504.40	-24.40	29.89



Autorità Portuale di Taranto

Interventi per il dragaggio di 2,3 M m³ di sedimenti in area Molo Polisettoriale e per la realizzazione di un primo lotto della cassa di colmata funzionale all'ampliamento del V Sporgente del Porto di Taranto

Allegati alla relazione di calcolo strutturale allineamento "BC"

Data 05/2016
Rev. B
c.d.c.: C296A
514B



-3479.88	4.20	-116.79	-894.76	-87.33	-78.62	783.88	-38.63	-6.21	-273.81	-52.86	-61.01	1491.39	-23.77	19.09
-3479.88	4.20	-116.80	-894.76	-87.34	-78.58	783.88	-38.64	-6.14	-273.81	-52.85	-61.02	1491.39	-23.77	19.09
-3509.24	4.09	-113.28	-922.48	-89.03	-89.72	763.61	-39.95	-13.44	-276.16	-53.64	-75.37	1474.96	-23.13	7.91
-3534.05	4.00	-109.76	-949.37	-90.73	-100.95	740.62	-41.29	-21.17	-280.32	-54.42	-90.00	1455.03	-22.48	-3.60
-3554.27	3.93	-106.25	-975.42	-92.47	-112.23	714.92	-42.68	-29.26	-286.39	-55.18	-104.90	1431.54	-21.83	-15.43
-3569.84	3.88	-102.74	-1000.60	-94.25	-123.47	686.51	-44.12	-37.64	-294.45	-55.92	-120.06	1404.43	-21.16	-27.55
-3569.84	3.87	-102.73	-1000.60	-94.28	-123.32	686.51	-44.14	-37.48	-294.45	-55.95	-119.94	1404.43	-21.16	-27.54
-3580.73	3.83	-99.21	-1024.94	-96.19	-134.12	655.48	-45.68	-45.70	-304.48	-56.65	-135.45	1373.66	-20.50	-39.88
-3586.95	3.80	-95.67	-1048.43	-98.24	-144.21	621.90	-47.36	-53.45	-316.45	-57.43	-150.70	1339.14	-19.83	-52.47
-3588.52	3.78	-92.09	-1071.07	-100.46	-153.56	585.99	-49.17	-60.72	-330.22	-58.34	-165.53	1301.01	-19.16	-65.28
-3585.52	3.77	-88.49	-1092.83	-102.84	-162.14	547.93	-51.12	-67.48	-345.68	-59.39	-179.81	1259.38	-18.48	-78.29
-3585.52	3.76	-88.48	-1092.83	-102.85	-162.12	547.93	-51.12	-67.46	-345.68	-59.43	-179.65	1259.38	-18.48	-78.28
-3578.07	3.76	-84.82	-1113.72	-105.41	-169.83	507.91	-53.22	-73.64	-362.69	-60.78	-192.56	1214.50	-17.81	-91.42
-3566.34	3.75	-81.10	-1133.72	-108.14	-176.68	466.11	-55.47	-79.21	-381.13	-62.38	-204.34	1166.63	-17.14	-104.70
-3550.52	3.74	-77.31	-1152.83	-111.05	-182.66	422.77	-57.87	-84.19	-400.85	-64.23	-214.97	1116.05	-16.47	-118.11
-3530.82	3.73	-73.45	-1170.99	-114.13	-187.77	378.12	-60.43	-88.55	-421.67	-66.32	-224.44	1063.08	-15.79	-131.65
-3530.82	3.73	-73.44	-1170.99	-114.13	-187.77	378.12	-60.43	-88.55	-421.67	-66.32	-224.44	1063.08	-15.81	-131.53
-3507.41	3.72	-69.48	-1188.22	-117.38	-192.00	332.33	-63.13	-92.30	-443.48	-68.65	-232.73	1007.96	-15.09	-145.34
-3480.51	3.70	-65.40	-1204.48	-120.81	-195.37	285.61	-66.00	-95.44	-466.13	-71.21	-239.85	950.96	-14.44	-158.86
-3450.32	3.67	-61.20	-1219.75	-124.41	-197.88	238.18	-69.03	-97.95	-489.46	-74.01	-245.79	892.38	-13.90	-171.90
-3417.08	3.62	-56.88	-1233.98	-128.19	-199.52	190.27	-72.21	-99.83	-513.30	-77.03	-250.54	832.55	-13.52	-184.30
-3417.08	3.62	-56.86	-1233.98	-128.19	-199.53	190.27	-72.22	-99.83	-513.30	-77.03	-250.55	832.55	-13.55	-184.12
-3380.99	3.56	-52.38	-1247.15	-132.14	-200.32	142.07	-75.57	-101.07	-537.52	-80.28	-254.12	771.71	-13.52	-194.90
-3342.23	3.48	-47.72	-1259.22	-136.27	-200.26	93.76	-79.09	-101.66	-561.98	-83.76	-256.54	710.12	-13.78	-204.26
-3300.98	3.38	-42.87	-1270.15	-140.57	-199.35	45.57	-82.78	-101.60	-586.50	-87.46	-257.82	648.08	-14.34	-212.20
-3257.46	3.26	-37.83	-1279.88	-145.05	-197.59	-2.28	-86.63	-100.89	-610.91	-91.39	-257.95	585.90	-15.18	-218.72
-3257.46	3.26	-37.81	-1279.88	-145.05	-197.59	-2.28	-86.64	-100.88	-610.91	-91.39	-257.96	585.90	-15.18	-218.73
-3211.78	3.10	-32.54	-1288.36	-149.71	-195.01	-49.61	-90.67	-99.52	-635.08	-95.54	-256.99	523.83	-16.32	-223.86
-3164.06	2.91	-27.01	-1295.55	-154.55	-191.59	-96.24	-94.89	-99.48	-658.84	-99.92	-254.91	462.09	-17.73	-227.61
-3114.44	2.68	-21.20	-1301.36	-159.58	-187.34	-141.94	-99.29	-94.75	-682.03	-104.52	-251.74	400.98	-19.42	-230.00
-3063.06	2.40	-15.13	-1305.75	-164.78	-182.27	-186.50	-103.88	-91.35	-704.47	-109.34	-247.48	340.80	-21.39	-231.01
-3063.06	2.39	-15.11	-1305.75	-164.79	-182.26	-186.50	-103.89	-91.33	-704.47	-109.35	-247.49	340.80	-21.39	-231.02
-3009.96	2.07	-8.72	-1308.63	-170.19	-176.35	-229.73	-108.66	-87.23	-726.01	-114.40	-242.15	281.77	-23.64	-230.68
-2955.19	1.67	-1.97	-1309.92	-175.79	-169.58	-271.45	-113.64	-82.36	-746.47	-119.69	-235.75	224.13	-26.16	-229.01
-2898.82	1.19	5.14	-1309.55	-181.59	-161.94	-311.44	-118.83	-76.72	-765.66	-125.21	-228.27	168.17	-28.97	-226.03
-2840.92	0.63	12.61	-1307.42	-187.60	-153.42	-349.46	-124.23	-70.32	-783.40	-130.98	-219.73	114.16	-32.07	-221.74
-2840.92	0.60	12.64	-1307.42	-187.62	-153.36	-349.46	-124.25	-70.25	-783.40	-131.00	-219.69	114.16	-32.09	-221.75
-2781.47	-0.05	20.51	-1303.43	-193.84	-143.95	-385.31	-129.86	-63.04	-799.48	-137.00	-210.10	62.34	-35.46	-216.19
-2720.44	-0.87	28.82	-1297.49	-200.34	-133.46	-418.78	-135.75	-54.82	-813.71	-143.31	-199.35	12.95	-39.18	-209.42
-2657.85	-1.89	37.54	-1289.50	-207.12	-121.86	-449.58	-141.93	-45.56	-825.83	-149.94	-187.41	-33.70	-43.26	-201.48
-2593.71	-3.11	46.67	-1279.36	-214.19	-109.10	-477.44	-148.40	-35.23	-835.59	-156.89	-174.25	-77.31	-47.72	-192.39
-2593.71	-4.17	48.81	-1279.36	-215.25	-107.17	-477.44	-149.42	-33.29	-835.59	-157.97	-172.38	-77.31	-48.77	-190.42
-2531.89	-1.38	48.95	-1268.21	-217.96	-101.93	-501.45	-151.91	-30.81	-842.99	-161.25	-166.55	-116.19	-51.51	-191.04
-2470.61	1.36	51.35	-1256.75	-220.45	-93.93	-523.94	-154.19	-25.52	-849.50	-164.27	-157.80	-153.42	-54.99	-187.45
-2409.48	4.06	55.86	-1244.50	-222.71	-83.37	-544.32	-156.26	-17.62	-854.49	-167.02	-146.36	-188.33	-59.19	-179.96
-2348.11	6.72	62.33	-1231.00	-224.74	-70.48	-561.98	-158.12	-7.33	-857.39	-169.50	-132.45	-220.31	-64.08	-168.89
-2348.11	6.73	62.19	-1231.00	-224.74	-70.70	-561.98	-158.12	-7.54	-857.39	-169.51	-132.68	-220.31	-63.92	-169.24
-2286.17	9.38	70.06	-1215.87	-226.54	-56.33	-576.56	-159.75	4.30	-857.80	-171.73	-117.24	-248.97	-68.34	-155.90
-2223.30	12.03	79.40	-1198.77	-228.11	-40.42	-587.68	-161.19	17.75	-855.30	-173.72	-100.21	-273.92	-72.36	-140.36
-2159.21	14.65	90.19	-1179.37	-229.48	-22.99	-594.98	-162.43	32.79	-849.54	-175.47	-81.63	-294.80	-75.98	-122.69
-2093.60	17.27	102.43	-1157.33	-230.62	-4.07	-598.10	-163.47	49.37	-840.15	-176.98	-61.52	-311.22	-79.21	-102.95



Autorità Portuale di Taranto
Interventi per il dragaggio di 2,3 M m³ di sedimenti in area Molo Polisettoriale e per la realizzazione di un primo lotto della cassa di colmata funzionale all'ampliamento del V Sporgente del Porto di Taranto

Allegati alla relazione di calcolo strutturale allineamento "BC"

Data 05/2016
Rev. B
c.d.c.: C296A
514B



-2093.60	17.27	102.42	-1157.33	-230.62	-4.10	-598.10	-163.48	49.35	-840.15	-176.98	-61.55	-311.22	-79.23	-103.03
-2026.14	19.88	116.07	-1132.32	-231.56	16.20	-596.75	-164.32	67.39	-826.81	-178.27	-40.04	-322.89	-82.10	-81.49
-1956.47	22.49	131.13	-1104.02	-232.29	37.85	-590.57	-164.98	86.85	-809.16	-179.33	-17.18	-329.47	-84.64	-58.28
-1884.27	25.09	147.61	-1072.10	-232.81	60.84	-579.29	-165.46	107.72	-786.89	-180.18	7.03	-330.66	-86.85	-33.44
-1809.26	27.69	165.49	-1036.26	-233.14	85.13	-562.59	-165.75	129.97	-759.68	-180.81	32.53	-326.15	-88.73	-7.00
-1809.26	27.69	165.50	-1036.26	-233.14	85.11	-562.59	-165.75	129.95	-759.68	-180.82	32.52	-326.15	-88.74	-7.05
-1731.06	30.29	184.79	-996.16	-233.27	110.67	-540.19	-165.86	153.55	-727.23	-181.24	59.28	-315.66	-90.31	20.85
-1649.29	32.88	205.50	-951.46	-233.21	137.46	-511.77	-165.80	178.44	-689.20	-181.47	87.26	-298.88	-91.60	50.08
-1563.64	35.48	227.63	-901.84	-232.95	165.43	-477.08	-165.56	204.61	-645.33	-181.49	116.40	-275.57	-92.59	80.60
-1473.80	38.07	251.16	-847.02	-232.51	194.57	-435.86	-165.15	232.01	-595.33	-181.32	146.69	-245.45	-93.30	112.36
-1473.80	38.06	251.17	-847.02	-232.52	194.53	-435.86	-165.15	231.98	-595.33	-181.32	146.65	-245.45	-93.31	112.28
-1379.38	40.65	276.11	-786.64	-231.89	224.79	-387.85	-164.58	260.59	-538.93	-180.95	178.03	-208.28	-93.75	145.17
-1279.98	43.23	302.46	-720.36	-231.10	256.01	-332.76	-163.85	290.26	-475.82	-180.41	210.35	-163.78	-93.93	178.93
-1175.30	45.79	330.21	-647.88	-230.13	288.16	-270.41	-162.96	320.96	-405.79	-179.68	243.56	-111.78	-93.86	213.50
-1065.02	48.34	359.32	-568.91	-229.00	321.19	-200.62	-161.92	352.63	-328.64	-178.79	277.63	-52.08	-93.55	248.80
-1065.02	48.32	359.54	-568.91	-229.02	321.23	-200.62	-161.94	352.69	-328.64	-178.81	277.66	-52.08	-93.59	248.80
-948.73	50.86	389.82	-483.10	-227.73	354.86	-123.18	-160.75	385.06	-244.14	-177.74	312.29	15.49	-93.04	284.44
-826.02	53.30	422.10	-390.09	-226.36	389.27	-37.92	-159.50	418.39	-152.08	-176.59	347.63	91.10	-92.41	320.48
-696.36	55.63	456.70	-289.42	-224.94	424.67	55.35	-158.20	452.93	-52.24	-175.38	383.89	174.92	-91.71	357.20
-559.18	57.63	486.13	-180.57	-223.92	451.72	156.81	-157.49	479.44	55.62	-174.77	412.03	267.14	-92.25	384.07
-559.18	57.84	493.96	-180.57	-223.46	461.28	156.81	-156.86	488.90	55.62	-174.11	421.28	267.14	-90.95	394.87
-420.05	63.09	441.34	-69.99	-217.37	400.35	258.36	-151.72	427.79	163.76	-168.72	362.91	359.49	-84.55	333.97
-292.32	67.66	399.53	30.31	-211.87	353.36	348.24	-146.98	380.27	260.12	-163.79	318.05	440.68	-79.35	287.77
-175.49	71.50	360.35	120.94	-207.25	310.37	427.37	-143.11	336.51	345.59	-159.78	277.07	511.63	-76.32	245.30
-69.08	74.73	323.46	202.48	-203.32	270.96	496.65	-139.92	296.13	421.00	-156.50	239.59	573.20	-75.12	206.42
-69.08	74.90	322.97	202.48	-203.06	270.21	496.65	-139.67	295.42	421.00	-156.24	238.84	573.20	-74.51	205.46
27.27	78.25	287.53	275.27	-198.83	232.88	556.62	-136.19	257.05	486.87	-152.65	203.42	625.91	-72.57	168.70
114.06	81.43	253.70	339.83	-194.61	197.74	607.97	-132.75	220.81	543.85	-149.10	170.12	670.45	-70.74	134.08
191.65	84.44	221.55	396.52	-190.41	164.83	651.20	-129.34	186.75	592.45	-145.59	139.01	707.30	-69.04	101.76
260.42	87.28	191.16	445.71	-186.24	134.22	686.83	-125.97	154.96	633.17	-142.12	110.14	736.98	-67.46	71.86
260.42	87.23	191.36	445.71	-186.28	134.37	686.83	-126.02	155.12	633.17	-142.16	110.30	736.98	-67.52	72.13
320.93	89.80	162.94	487.95	-182.23	106.08	715.47	-122.79	125.64	666.62	-138.83	83.71	760.08	-66.23	44.78
373.61	92.18	136.18	523.61	-178.16	79.75	737.61	-119.57	98.13	693.28	-135.51	59.02	777.08	-64.98	19.52
418.88	94.36	111.09	553.09	-174.09	55.38	753.70	-116.38	72.58	713.62	-132.20	36.23	788.41	-63.79	-3.66
457.13	96.35	87.67	576.77	-170.01	32.97	764.20	-113.20	49.02	728.09	-128.90	15.35	794.52	-62.65	-24.77
457.13	96.34	87.62	576.77	-170.01	32.90	764.20	-113.20	48.95	728.09	-128.90	15.27	794.52	-62.64	-24.86
488.84	98.10	65.77	595.03	-165.92	12.32	769.56	-110.05	27.25	737.14	-125.62	-3.83	795.85	-61.55	-44.09
514.41	99.62	45.42	608.27	-161.82	-6.56	770.22	-106.92	7.29	741.23	-122.34	-21.29	792.82	-60.49	-61.60
534.26	100.90	26.57	616.84	-157.72	-23.75	766.57	-103.81	-10.96	740.76	-119.07	-37.14	785.82	-59.46	-77.39
548.77	101.94	9.20	621.08	-153.60	-39.27	759.01	-100.73	-27.49	736.14	-115.81	-51.38	775.23	-58.46	-91.49
548.77	101.93	9.14	621.08	-153.60	-39.36	759.01	-100.73	-27.58	736.14	-115.81	-51.47	775.23	-58.45	-91.61
558.34	102.71	-6.85	621.33	-149.46	-53.38	747.93	-97.66	-42.56	727.74	-112.55	-64.27	761.39	-57.43	-104.21
563.35	103.21	-21.61	617.90	-145.31	-66.08	733.64	-94.62	-56.19	715.93	-109.30	-75.83	744.65	-56.41	-115.51
564.14	103.42	-35.15	611.11	-141.15	-77.50	716.48	-91.61	-68.49	701.02	-106.06	-86.17	725.29	-55.40	-125.51
561.04	103.34	-47.49	601.23	-136.97	-87.65	696.76	-88.62	-79.46	683.35	-102.82	-95.30	703.62	-54.39	-134.25
561.04	103.33	-47.55	601.23	-136.97	-87.72	696.76	-88.62	-79.54	683.35	-102.82	-95.38	703.62	-54.38	-134.34
554.39	102.95	-58.85	588.52	-132.78	-96.81	674.72	-85.66	-89.42	663.17	-99.60	-103.51	679.88	-53.37	-142.05
544.45	102.25	-69.25	573.21	-128.56	-104.99	650.62	-82.72	-98.34	640.75	-96.37	-110.81	654.28	-52.33	-148.93
531.51	101.25	-78.76	555.53	-124.30	-112.28	624.67	-79.79	-106.32	616.30	-93.13	-117.27	627.05	-51.27	-155.00
515.82	99.93	-87.38	535.69	-120.02	-118.69	597.10	-76.88	-113.38	590.08	-89.88	-122.92	598.38	-50.19	-160.30
515.82	99.93	-87.41	535.69	-120.00	-118.73	597.10	-76.87	-113.42	590.08	-89.87	-122.95	598.38	-50.17	-160.30



Autorità Portuale di Taranto
Interventi per il dragaggio di 2,3 M m³ di sedimenti in area Molo Polisettoriale e per la realizzazione di un primo lotto della cassa di colmata funzionale all'ampliamento del V Sporgente del Porto di Taranto

Allegati alla relazione di calcolo strutturale allineamento "BC"

Data 05/2016
Rev. B
c.d.c.: C296A
514B



497.62	98.32	-95.30	513.88	-115.65	-124.43	568.08	-73.94	-119.73	562.25	-86.59	-127.95	568.44	-49.03	-165.02
477.12	96.41	-102.47	490.26	-111.21	-129.46	537.77	-70.98	-125.32	532.99	-83.24	-132.32	537.36	-47.78	-168.98
454.53	94.20	-108.91	465.02	-106.68	-133.80	506.34	-67.98	-130.19	502.48	-79.84	-136.06	505.32	-46.43	-172.19
430.08	91.70	-114.63	438.34	-102.06	-137.45	473.97	-64.94	-134.32	470.91	-76.37	-139.17	472.47	-44.98	-174.62
430.08	91.70	-114.61	438.34	-102.05	-137.44	473.97	-64.93	-134.31	470.91	-76.36	-139.16	472.47	-44.97	-174.62
403.98	88.90	-119.58	410.39	-97.32	-140.39	440.81	-61.83	-137.71	438.45	-72.81	-141.62	438.97	-43.40	-176.26
376.42	85.79	-123.73	381.34	-92.45	-142.58	407.02	-58.67	-140.32	405.25	-69.17	-143.37	404.94	-41.71	-177.09
347.66	82.39	-127.05	351.39	-87.44	-144.01	372.80	-55.42	-142.12	371.53	-65.42	-144.40	370.58	-39.88	-177.11
317.95	78.68	-129.54	320.76	-82.30	-144.67	338.35	-52.11	-143.12	337.48	-61.57	-144.71	336.08	-37.92	-176.31
317.95	78.67	-129.57	320.76	-82.29	-144.69	338.35	-52.10	-143.15	337.48	-61.56	-144.73	336.08	-37.91	-176.33
287.52	74.66	-131.19	289.64	-76.97	-144.55	303.83	-48.67	-143.32	303.30	-57.57	-144.28	301.59	-35.79	-174.69
256.59	70.30	-131.95	258.22	-71.48	-143.60	269.42	-45.16	-142.65	269.15	-53.47	-143.07	267.28	-33.54	-172.18
225.44	65.57	-131.81	226.72	-65.84	-141.83	235.34	-41.56	-141.13	235.27	-49.24	-141.09	233.35	-31.15	-168.78
194.32	60.47	-130.75	195.38	-60.04	-139.22	201.80	-37.88	-138.73	201.86	-44.91	-138.30	200.01	-28.62	-164.47
194.32	60.46	-130.55	195.38	-60.03	-139.01	201.80	-37.87	-138.53	201.86	-44.90	-138.10	200.01	-28.62	-164.24
163.50	55.00	-128.66	164.43	-54.02	-135.64	169.01	-34.06	-135.35	169.16	-40.41	-134.60	167.45	-25.93	-159.09
133.27	49.17	-125.03	134.11	-47.77	-130.61	137.19	-30.10	-130.48	137.40	-35.73	-129.49	135.89	-23.05	-152.13
104.12	42.95	-119.52	104.89	-41.27	-123.78	106.80	-25.99	-123.80	107.01	-30.86	-122.64	105.77	-19.98	-143.22
76.56	36.37	-112.01	77.23	-34.53	-115.04	78.27	-21.72	-115.17	78.47	-25.81	-113.93	77.51	-16.72	-132.21
76.56	36.45	-110.22	77.23	-34.44	-113.31	78.27	-21.64	-113.42	78.47	-25.72	-112.20	77.51	-16.66	-130.37
51.47	29.37	-100.51	52.01	-27.56	-102.46	52.45	-17.32	-102.66	52.61	-20.59	-101.43	51.94	-13.34	-117.07
29.30	21.82	-85.39	29.67	-20.38	-86.34	29.77	-12.82	-86.58	29.88	-15.23	-85.48	29.49	-9.84	-97.97
11.60	13.84	-63.54	11.78	-12.90	-63.70	11.75	-8.12	-63.94	11.80	-9.64	-63.10	11.65	-6.18	-71.75
0.00	5.45	-33.68	0.00	-5.12	-33.29	0.00	-3.23	-33.47	0.00	-3.82	-33.05	0.00	-2.37	-37.08



Autorità Portuale di Taranto

Interventi per il dragaggio di 2,3 M m³ di sedimenti in area Molo Polisettoriale e per la realizzazione di un primo lotto della cassa di colmata funzionale all'ampliamento del V Sporgente del Porto di Taranto

Allegati alla relazione di calcolo strutturale allineamento "BC"

Data 05/2016
Rev. B
c.d.c.: C296A
514B



8	11	11	11	12	12	12	13	13	13	14	14	14	15	15	15
M	N	Q	M	N	Q	M	N	Q	M	N	Q	M	N	Q	M
[kNm/m]	[kN/m]	[kN/m]	[kNm/m]	[kN/m]	[kN/m]	[kNm/m]	[kN/m]	[kN/m]	[kNm/m]	[kN/m]	[kN/m]	[kNm/m]	[kN/m]	[kN/m]	[kNm/m]
0.00	0.00	0.00	0.00	0.00	0.00	0.00	0.00	0.00	0.00	0.00	0.00	0.00	0.00	0.00	0.00
0.00	0.00	0.00	0.00	0.00	0.00	0.00	0.00	0.00	0.00	0.00	0.00	0.00	0.00	0.00	0.00
0.00	0.00	0.00	0.00	0.00	0.00	0.00	0.00	0.00	0.00	0.00	0.00	0.00	0.00	0.00	0.00
0.00	0.00	0.00	0.00	0.00	0.00	0.00	0.00	0.00	0.00	0.00	0.00	0.00	0.00	0.00	0.00
0.00	0.00	0.00	0.00	0.00	0.00	0.00	0.00	0.00	0.00	0.00	0.00	0.00	0.00	0.00	0.00
0.00	0.00	0.00	0.00	0.00	0.00	0.00	0.00	0.00	0.00	0.00	0.00	0.00	0.00	0.00	0.00
0.00	0.00	0.00	0.00	0.00	0.00	0.00	0.00	0.00	0.00	0.00	0.00	0.00	0.00	0.00	0.00
0.00	0.00	0.00	0.00	0.00	0.00	0.00	0.00	0.00	0.00	0.00	0.00	0.00	0.00	0.00	0.00
0.00	0.01	0.02	0.00	0.00	0.00	0.00	0.00	0.00	0.00	0.00	0.00	0.00	0.00	0.00	0.00
0.00	0.46	1.99	0.18	0.00	-2.63	-0.16	0.00	0.00	0.00	0.00	0.00	0.00	0.00	0.00	0.00
0.00	0.94	4.15	0.76	0.00	-5.40	-0.66	0.00	0.00	0.00	0.00	0.00	0.00	0.00	0.00	0.00
0.00	1.44	6.42	1.75	0.00	-8.31	-1.52	0.00	0.00	0.00	0.00	0.00	0.00	0.00	0.00	0.00
0.00	1.94	8.73	3.17	0.00	-11.35	-2.75	0.00	0.00	0.00	0.00	0.00	0.00	0.00	0.00	0.00
0.00	1.93	8.71	3.17	0.02	-11.26	-2.75	-0.01	0.05	0.00	-0.07	-0.17	0.00	0.05	0.05	0.00
0.10	2.42	10.92	5.01	0.33	-14.77	-5.21	-0.03	0.09	0.01	0.15	0.85	0.04	-0.07	0.19	0.01
0.42	2.92	13.21	7.27	0.98	-16.97	-8.20	-0.13	0.54	0.06	0.36	2.80	0.38	-0.11	1.01	0.12
1.02	3.42	15.57	9.97	1.90	-18.20	-11.52	-0.30	1.29	0.23	0.56	5.39	1.13	-0.09	2.25	0.41
1.92	3.91	18.01	13.11	2.99	-18.80	-14.99	-0.52	2.24	0.56	0.75	8.37	2.42	-0.05	3.67	0.97
1.92	3.89	18.01	13.11	2.92	-19.15	-14.99	-0.51	2.20	0.56	0.75	8.22	2.42	-0.06	3.59	0.97
3.16	4.41	21.35	18.03	3.85	-20.95	-18.74	-0.72	3.13	1.05	0.94	10.91	4.21	-0.07	4.72	1.75
4.77	4.84	24.74	23.79	4.77	-23.15	-22.87	-0.97	4.21	1.74	1.12	13.71	6.52	-0.05	5.94	2.74
6.80	5.20	28.17	30.41	5.68	-25.73	-27.45	-1.25	5.46	2.64	1.30	16.63	9.36	-0.03	7.25	3.98
9.27	5.47	31.65	37.88	6.57	-28.67	-32.54	-1.57	6.87	3.79	1.47	19.67	12.76	0.02	8.68	5.47
9.27	5.48	31.65	37.88	6.58	-28.65	-32.54	-1.57	6.87	3.79	1.45	19.67	12.76	0.02	8.69	5.47
13.31	5.69	35.62	47.13	7.71	-32.77	-40.22	-2.06	9.31	5.80	1.52	23.87	18.20	0.00	10.79	7.90
18.26	5.81	39.70	57.48	8.76	-36.88	-48.93	-2.58	12.54	8.52	1.48	28.17	24.71	-0.07	13.02	10.88
24.13	5.84	43.92	68.98	9.72	-40.97	-58.66	-3.13	16.55	12.14	1.36	32.57	32.30	-0.19	15.38	14.43
30.97	5.78	48.24	81.65	10.60	-45.01	-69.41	-3.70	21.31	16.85	1.14	37.06	41.00	-0.35	17.86	18.58
30.97	5.78	48.25	81.65	10.60	-45.01	-69.41	-3.70	21.30	16.85	1.15	37.06	41.00	-0.34	17.86	18.58
39.65	5.68	51.87	92.91	11.47	-49.30	-82.37	-4.38	27.46	23.53	0.79	42.17	51.89	-0.54	20.75	23.88
49.60	5.52	55.58	104.99	12.23	-53.44	-96.51	-5.10	34.54	32.04	0.33	47.44	64.21	-0.76	23.81	30.00
60.87	5.30	59.41	117.93	12.91	-57.42	-111.76	-5.85	42.56	42.62	-0.25	52.86	78.00	-0.99	27.03	36.99
73.50	5.02	63.36	131.74	13.49	-61.23	-128.07	-6.64	51.48	55.53	-0.93	58.42	93.30	-1.23	30.41	44.89
73.50	5.01	63.40	131.74	13.49	-61.23	-128.07	-6.64	51.49	55.53	-0.93	58.43	93.30	-1.23	30.40	44.89
84.89	4.64	67.65	146.75	13.90	-64.23	-142.19	-7.31	59.46	68.00	-1.56	63.07	106.96	-1.42	33.25	52.04
97.25	4.22	72.01	162.75	14.25	-67.10	-156.97	-8.00	68.03	82.33	-2.26	67.81	121.69	-1.61	36.17	59.85
110.61	3.75	76.45	179.77	14.54	-69.82	-172.38	-8.72	77.22	98.66	-3.04	72.66	137.49	-1.79	39.15	68.33
125.00	3.22	80.98	197.80	14.77	-72.36	-188.37	-9.47	87.02	117.12	-3.90	77.65	154.39	-1.97	42.19	77.47
125.00	3.23	80.97	197.80	14.76	-72.33	-188.37	-9.48	87.05	117.12	-3.90	77.68	154.39	-1.98	42.23	77.47
140.76	2.66	85.56	216.88	14.90	-74.64	-205.21	-10.30	97.54	138.27	-4.88	82.99	172.80	-2.20	45.56	87.53
157.68	2.06	90.19	237.02	14.99	-76.81	-222.57	-11.15	108.19	161.84	-5.92	88.39	192.44	-2.44	49.02	98.37
175.77	1.41	94.88	258.23	15.02	-78.83	-240.41	-12.02	119.00	187.88	-7.03	93.87	213.33	-2.70	52.61	110.01
195.06	0.73	99.62	280.51	15.00	-80.71	-258.69	-12.93	129.94	216.39	-8.21	99.43	235.47	-2.98	56.32	122.49
195.06	0.73	99.61	280.51	15.01	-80.71	-258.69	-12.92	129.93	216.39	-8.20	99.43	235.47	-2.98	56.31	122.49
215.55	0.01	104.41	303.88	14.94	-82.48	-277.39	-13.84	140.97	247.43	-9.44	105.03	258.89	-3.27	60.11	135.82



Autorità Portuale di Taranto
 Interventi per il dragaggio di 2,3 M m³ di sedimenti in area Molo Polisettoriale e per la realizzazione di un primo lotto della cassa di colmata funzionale all'ampliamento del V Sporgente del Porto di Taranto

Allegati alla relazione di calcolo strutturale allineamento "BC"

Data 05/2016
 Rev. B
 c.d.c.: C296A
 514B

237.29	-0.75	109.29	328.37	14.84	-84.12	-296.48	-14.78	152.09	281.01	-10.69	110.68	283.61	-3.56	63.98	150.05
260.28	-1.54	114.25	353.98	14.69	-85.66	-315.94	-15.72	163.29	317.16	-11.94	116.37	309.63	-3.86	67.91	165.16
284.51	-2.38	119.30	380.74	14.50	-87.07	-335.73	-16.68	174.56	355.86	-13.21	122.08	336.95	-4.16	71.90	181.18
284.51	-2.38	119.32	380.74	14.50	-87.08	-335.73	-16.67	174.55	355.86	-13.20	122.07	336.95	-4.15	71.87	181.18
310.02	-3.26	124.52	408.67	14.27	-88.36	-355.83	-17.64	185.90	397.15	-14.48	127.83	365.58	-4.45	75.95	198.11
336.83	-4.21	129.93	437.83	14.00	-89.49	-376.22	-18.62	197.33	441.07	-15.76	133.63	395.54	-4.72	80.02	215.99
364.94	-5.22	135.55	468.25	13.70	-90.47	-396.85	-19.61	208.82	487.62	-17.06	139.48	426.84	-4.97	84.09	234.79
394.36	-6.29	141.37	499.97	13.35	-91.28	-417.67	-20.61	220.38	536.78	-18.37	145.39	459.47	-5.19	88.16	254.53
394.36	-6.30	141.42	499.97	13.34	-91.25	-417.67	-20.61	220.41	536.78	-18.38	145.41	459.47	-5.20	88.19	254.53
425.13	-7.40	147.30	533.03	12.94	-91.83	-438.65	-21.64	232.13	588.62	-19.71	151.43	493.48	-5.40	92.31	275.20
457.31	-8.59	153.56	567.51	12.48	-92.11	-459.74	-22.71	244.08	643.19	-21.08	157.61	528.89	-5.63	96.58	296.85
490.92	-9.89	160.20	603.46	11.94	-92.10	-480.86	-23.82	256.26	700.53	-22.49	163.95	565.74	-5.88	101.01	319.49
526.00	-11.27	167.21	640.96	11.35	-91.78	-501.93	-24.98	268.67	760.66	-23.94	170.46	604.05	-6.16	105.62	343.16
526.00	-11.22	167.02	640.96	11.34	-91.73	-501.93	-24.99	268.71	760.66	-23.95	170.50	604.05	-6.18	105.71	343.16
562.59	-12.69	174.37	680.08	10.71	-91.27	-522.90	-26.17	281.24	823.65	-25.39	176.99	643.85	-6.48	110.32	367.89
600.75	-14.03	181.20	720.84	9.98	-90.31	-543.72	-27.42	294.14	889.59	-26.90	183.80	685.20	-6.90	115.38	393.75
640.54	-15.24	187.50	763.11	9.15	-88.86	-564.27	-28.75	307.40	958.53	-28.48	190.91	728.14	-7.44	120.92	420.83
682.02	-16.32	193.28	806.74	8.23	-86.91	-584.41	-30.15	321.00	1030.51	-30.12	198.32	772.72	-8.11	126.92	449.21
682.02	-16.06	193.07	806.74	8.28	-87.09	-584.41	-30.11	320.82	1030.51	-30.08	198.12	772.72	-8.06	126.75	449.21
725.24	-14.35	187.93	852.65	7.27	-84.68	-604.08	-31.57	334.72	1105.62	-31.78	205.78	819.00	-8.82	133.18	478.99
770.23	-12.67	182.85	897.35	6.37	-82.62	-623.25	-32.92	348.15	1183.89	-33.34	212.79	866.99	-9.49	139.28	510.23
816.79	-10.99	177.78	940.83	5.60	-80.90	-641.99	-34.16	361.11	1265.19	-34.75	219.15	916.50	-10.05	145.07	542.82
864.76	-9.30	172.63	983.06	4.95	-79.52	-660.36	-35.29	373.60	1349.36	-36.02	224.86	967.38	-10.50	150.58	576.70
864.76	-9.24	172.33	983.06	5.55	-77.73	-660.36	-35.12	372.78	1349.36	-35.92	224.41	967.38	-9.72	150.82	576.70
915.19	-7.48	166.82	1023.94	7.28	-71.72	-678.36	-33.47	365.00	1438.27	-34.69	218.69	1020.77	-7.39	148.88	612.82
964.33	-5.63	160.86	1063.46	9.03	-66.10	-694.97	-31.81	357.21	1525.34	-33.51	213.18	1072.84	-5.11	146.56	648.45
1012.14	-3.70	154.42	1101.48	10.82	-60.82	-710.26	-30.14	349.30	1610.52	-32.36	207.80	1123.59	-2.86	143.87	683.47
1058.56	-1.67	147.47	1137.87	12.67	-55.83	-724.31	-28.42	341.18	1693.74	-31.21	202.44	1173.03	-0.61	140.79	717.78
1058.56	-1.74	147.57	1137.87	12.70	-56.05	-724.31	-28.35	340.87	1693.74	-31.14	202.12	1173.03	-0.57	140.57	717.78
1103.50	0.37	140.52	1172.59	14.63	-51.51	-737.27	-26.54	332.31	1774.87	-29.94	196.48	1221.07	1.73	137.00	751.24
1146.93	2.30	133.36	1205.61	16.64	-47.53	-749.19	-24.60	323.19	1853.91	-28.65	190.47	1267.73	4.07	132.86	783.79
1188.72	4.06	126.13	1236.90	18.70	-44.17	-760.24	-22.55	313.52	1930.69	-27.29	184.06	1312.89	6.46	128.13	815.27
1228.74	5.62	118.90	1266.43	20.81	-41.53	-770.55	-20.38	303.29	2005.03	-25.83	177.21	1356.43	8.90	122.77	845.52
1228.74	5.61	119.04	1266.43	20.75	-41.38	-770.55	-20.40	303.37	2005.03	-25.84	177.30	1356.43	8.84	122.89	845.52
1266.94	7.04	111.77	1294.25	22.94	-38.87	-780.22	-18.17	292.89	2076.89	-24.37	170.40	1398.34	11.35	117.36	874.47
1303.29	8.46	104.11	1320.28	24.96	-36.53	-789.31	-15.89	282.15	2146.22	-22.89	163.43	1438.59	13.67	111.63	902.08
1337.77	9.86	96.14	1344.43	26.80	-34.33	-797.84	-13.58	271.23	2212.95	-21.39	156.41	1477.15	15.81	105.77	928.30
1370.34	11.22	87.95	1366.62	28.44	-32.20	-805.86	-11.23	260.16	2276.98	-19.90	149.42	1514.00	17.74	99.81	953.07
1370.34	11.22	87.95	1366.62	28.44	-32.09	-805.86	-11.29	260.30	2276.98	-19.93	149.55	1514.00	17.74	99.94	953.07
1401.05	12.49	79.74	1386.83	29.95	-30.01	-813.33	-9.12	249.11	2338.38	-18.44	142.56	1549.21	19.53	93.89	976.44
1429.82	13.71	71.33	1405.05	31.43	-28.38	-820.37	-6.95	237.48	2397.05	-16.90	135.28	1582.71	21.28	87.40	998.30
1456.54	14.89	62.72	1421.21	32.87	-27.14	-827.05	-4.80	225.51	2452.88	-15.31	127.80	1614.43	22.98	80.56	1018.56
1481.13	16.03	53.89	1435.27	34.25	-26.23	-833.48	-2.69	213.27	2505.76	-13.70	120.20	1644.32	24.63	73.43	1037.12
1481.13	16.03	53.85	1435.27	34.25	-26.23	-833.48	-2.69	213.28	2505.76	-13.70	120.20	1644.32	24.63	73.44	1037.12
1503.58	17.15	44.71	1447.15	35.54	-25.47	-839.71	-0.66	200.97	2555.69	-12.10	112.63	1672.38	26.18	66.23	1053.96
1523.86	18.24	35.28	1456.80	36.78	-25.03	-845.79	1.33	188.45	2602.64	-10.47	104.96	1698.61	27.66	58.79	1069.04
1541.91	19.31	25.57	1464.15	37.96	-24.93	-851.80	3.27	175.73	2646.55	-8.83	97.18	1722.99	29.07	51.09	1082.29
1557.66	20.36	15.57	1469.11	39.08	-25.20	-857.84	5.17	162.79	2687.35	-7.17	89.27	1745.46	30.42	43.13	1093.65
1557.66	20.37	15.57	1469.11	39.09	-25.22	-857.84	5.18	162.75	2687.35	-7.16	89.24	1745.46	30.43	43.10	1093.65
1571.06	21.41	5.19	1471.62	40.17	-25.94	-863.99	7.07	149.53	2724.99	-5.45	81.11	1765.99	31.73	34.79	1103.05
1582.03	22.45	-5.52	1471.59	41.22	-27.06	-870.37	8.94	136.03	2759.42	-3.70	72.80	1784.55	32.98	26.16	1110.40
1590.51	23.48	-16.54	1468.93	42.23	-28.61	-877.08	10.78	122.27	2790.57	-1.92	64.29	1801.08	34.18	17.21	1115.64
1596.42	24.50	-27.85	1463.59	43.20	-30.57	-884.20	12.61	108.25	2818.35	-0.10	55.59	1815.53	35.33	7.95	1118.68



1596.42	24.50	-27.84	1463.59	43.21	-30.58	-884.20	12.61	108.24	2818.35	-0.10	55.58	1815.53	35.34	7.95
1599.68	25.51	-39.38	1455.49	44.15	-33.05	-891.86	14.44	93.88	2842.72	1.78	46.60	1827.85	36.45	-1.72
1600.21	26.50	-51.17	1444.58	45.08	-35.99	-900.17	16.26	79.21	2863.59	3.71	37.37	1837.98	37.53	-11.75
1597.92	27.48	-63.18	1430.80	45.98	-39.36	-909.25	18.09	64.25	2880.89	5.69	27.92	1845.86	38.57	-22.12
1592.75	28.45	-75.39	1414.10	46.85	-43.17	-919.19	19.90	49.03	2894.55	7.70	18.26	1851.43	39.58	-32.80
1592.75	28.45	-75.38	1414.10	46.86	-43.16	-919.19	19.90	49.04	2894.55	7.70	18.27	1851.43	39.58	-32.79
1584.63	29.39	-87.72	1394.45	47.70	-47.33	-930.08	21.71	33.59	2904.51	9.75	8.45	1854.65	40.55	-43.73
1573.50	30.32	-100.20	1371.80	48.52	-51.87	-942.04	23.51	17.92	2910.72	11.84	-1.57	1855.48	41.48	-54.92
1559.31	31.23	-112.81	1346.12	49.32	-56.76	-955.12	25.30	2.05	2913.14	13.97	-11.76	1853.88	42.37	-66.36
1542.01	32.13	-125.55	1317.39	50.09	-61.99	-969.43	27.08	-13.99	2911.70	16.13	-22.12	1849.80	43.22	-78.02
1542.01	32.11	-125.46	1317.39	50.09	-61.97	-969.43	27.08	-13.98	2911.70	16.13	-22.13	1849.80	43.22	-78.01
1521.56	33.02	-138.40	1285.60	50.83	-67.45	-985.02	28.83	-30.14	2906.39	18.31	-32.61	1843.21	44.03	-89.81
1497.92	33.86	-151.13	1250.68	51.54	-73.19	-1001.97	30.58	-46.42	2897.16	20.53	-43.27	1834.06	44.81	-101.77
1471.06	34.58	-163.50	1212.74	52.23	-79.19	-1020.33	32.30	-62.80	2883.99	22.79	-54.11	1822.32	45.55	-113.87
1440.97	35.16	-175.35	1171.90	52.89	-85.45	-1040.17	34.02	-79.26	2866.87	25.08	-65.11	1807.96	46.25	-126.10
1440.97	35.12	-175.15	1171.90	52.87	-85.35	-1040.17	34.01	-79.25	2866.87	25.07	-65.07	1807.96	46.23	-126.01
1407.60	35.32	-185.31	1128.43	53.54	-91.94	-1061.53	35.72	-95.84	2845.78	27.41	-76.31	1790.92	46.93	-138.44
1370.91	35.20	-193.98	1082.67	54.13	-98.43	-1084.49	37.42	-112.49	2820.66	29.75	-87.57	1771.16	47.55	-150.66
1331.03	34.74	-201.17	1035.00	54.62	-104.65	-1108.98	39.09	-129.13	2791.53	32.08	-98.77	1748.70	48.06	-162.53
1288.09	33.96	-206.86	985.80	54.98	-110.44	-1134.91	40.72	-145.70	2758.41	34.36	-109.82	1723.55	48.46	-173.89
1288.09	33.96	-206.88	985.80	54.95	-110.23	-1134.91	40.69	-145.50	2758.41	34.33	-109.65	1723.55	48.44	-173.69
1242.38	32.86	-211.13	935.40	55.02	-114.29	-1162.00	42.18	-161.47	2721.39	36.45	-119.96	1695.86	48.57	-183.39
1194.23	31.45	-213.97	884.12	54.82	-116.93	-1189.90	43.38	-176.15	2680.66	38.32	-129.04	1665.81	48.47	-191.65
1143.99	29.74	-215.38	832.32	54.34	-118.14	-1218.27	44.31	-189.53	2636.55	39.92	-136.86	1633.73	48.12	-198.50
1092.04	27.71	-215.38	780.38	53.60	-117.94	-1246.75	44.93	-201.53	2589.39	41.24	-143.39	1599.93	47.54	-203.92
1092.04	27.71	-215.40	780.38	53.60	-117.97	-1246.75	44.93	-201.51	2589.39	41.25	-143.40	1599.93	47.54	-203.95
1038.67	25.37	-214.01	728.61	52.60	-116.45	-1275.02	45.25	-212.06	2539.53	42.28	-148.58	1564.72	46.72	-208.02
984.21	22.74	-211.27	677.31	51.34	-113.66	-1302.79	45.26	-221.18	2487.26	43.06	-152.54	1528.39	45.66	-210.77
929.02	19.82	-207.19	626.83	49.81	-109.60	-1329.73	44.97	-228.88	2432.98	43.58	-155.28	1491.26	44.37	-212.22
873.43	16.61	-201.79	577.52	48.03	-104.29	-1355.54	44.39	-235.15	2377.03	43.85	-156.82	1453.62	42.84	-212.37
873.43	16.59	-201.83	577.52	48.03	-104.32	-1355.54	44.39	-235.16	2377.03	43.86	-156.86	1453.62	42.84	-212.40
817.77	13.09	-195.13	529.66	45.99	-97.81	-1379.92	43.50	-240.02	2319.74	43.88	-157.27	1415.75	41.08	-211.29
762.32	9.26	-187.33	483.53	43.69	-90.18	-1402.60	42.32	-243.53	2261.41	43.69	-156.66	1377.88	39.09	-208.99
707.43	5.07	-178.47	439.41	41.15	-81.44	-1423.32	40.84	-245.70	2202.40	43.29	-155.04	1340.28	36.88	-205.52
653.45	0.52	-168.61	397.56	38.36	-71.60	-1441.78	39.06	-246.53	2143.06	42.68	-152.46	1303.20	34.44	-200.88
653.45	-0.49	-166.75	397.56	38.34	-71.66	-1441.78	39.04	-246.59	2143.06	42.65	-152.59	1303.20	34.42	-200.95
600.65	-3.39	-167.99	359.13	35.30	-60.79	-1457.76	36.97	-246.12	2083.66	41.96	-149.10	1266.84	31.76	-195.22
549.31	-6.98	-164.95	320.90	31.95	-49.15	-1471.03	34.55	-244.63	2024.48	40.99	-145.23	1231.35	28.81	-188.64
499.75	-11.23	-157.95	283.81	28.28	-36.81	-1481.41	31.77	-242.19	1965.76	39.74	-141.14	1196.82	25.56	-181.30
452.26	-16.13	-147.30	248.78	24.27	-23.86	-1488.73	28.61	-238.90	1907.77	38.19	-136.98	1163.30	21.98	-173.24
452.26	-16.03	-147.66	248.78	23.23	-22.06	-1488.73	27.57	-237.26	1907.77	37.30	-136.21	1163.30	20.90	-171.44
408.47	-20.65	-134.71	216.39	20.53	-20.28	-1493.66	26.49	-246.29	1852.28	38.17	-146.83	1130.77	18.53	-174.63
365.02	-24.86	-119.55	187.21	17.13	-14.43	-1497.71	24.64	-250.52	1795.26	38.38	-152.28	1096.41	15.45	-173.43
322.84	-28.68	-102.26	161.75	13.07	-4.81	-1499.99	22.08	-250.27	1737.78	37.97	-152.94	1061.33	11.70	-168.16
282.81	-32.11	-82.88	140.50	8.36	8.26	-1499.65	18.82	-245.90	1680.86	36.96	-149.18	1026.64	7.28	-159.16
282.81	-32.12	-82.98	140.50	8.46	7.91	-1499.65	18.92	-246.31	1680.86	36.92	-149.66	1026.64	7.37	-159.52
245.52	-35.20	-61.83	123.88	4.01	23.17	-1496.13	14.95	-239.34	1625.18	34.86	-143.27	993.03	3.22	-148.12
211.53	-37.95	-39.04	112.29	-0.04	40.50	-1488.87	10.55	-229.79	1571.37	32.01	-134.33	961.17	-0.56	-134.43
181.34	-40.37	-14.66	106.10	-3.69	59.84	-1477.42	5.89	-217.71	1520.03	28.39	-122.91	931.64	-3.94	-118.50
155.45	-42.46	11.27	105.68	-6.96	81.13	-1461.30	1.12	-203.17	1471.77	24.01	-109.08	905.02	-6.95	-100.39



Autorità Portuale di Taranto

Interventi per il dragaggio di 2,3 M³ di sedimenti in area Molo Polisettoriale e per la realizzazione di un primo lotto della cassa di colmata funzionale all'ampliamento del V Sporgente del Porto di Taranto

Allegati alla relazione di calcolo strutturale allineamento "BC"

Data 05/2016
Rev. B
c.d.c.: C296A
514B

155.45	-42.47	11.21	105.68	-6.97	81.04	-1461.30	1.30	-203.27	1471.77	24.19	-109.20	905.02	-6.96	-100.48	-236.10
134.28	-44.26	38.54	111.36	-9.90	104.00	-1440.13	-2.69	-186.56	1427.07	18.92	-93.26	881.79	-9.63	-80.48	-256.87
118.23	-45.76	67.13	123.45	-12.49	128.50	-1413.51	-6.29	-167.90	1386.41	13.48	-75.39	862.42	-11.98	-58.71	-272.85
107.68	-46.97	96.94	142.23	-14.77	154.49	-1381.11	-9.49	-147.36	1350.24	8.06	-55.63	847.37	-14.01	-35.20	-283.65
103.02	-47.89	127.90	167.96	-16.72	181.93	-1342.60	-12.30	-124.97	1319.01	2.84	-34.03	837.07	-15.72	-9.99	-288.85
103.02	-47.90	127.81	167.96	-16.73	181.87	-1342.60	-12.31	-125.05	1319.01	2.92	-34.13	837.07	-15.73	-10.04	-288.85
104.58	-48.55	159.81	200.90	-18.38	210.63	-1297.66	-14.76	-101.01	1293.08	-1.73	-10.93	831.88	-17.15	16.74	-288.12
112.68	-48.95	192.57	241.27	-19.74	240.57	-1245.97	-16.88	-75.49	1272.83	-5.97	13.64	832.16	-18.29	45.00	-281.06
127.63	-49.11	226.01	289.23	-20.83	271.65	-1187.28	-18.66	-48.52	1258.59	-9.80	39.53	838.23	-19.14	74.68	-267.38
149.72	-49.02	260.07	344.90	-21.63	303.82	-1121.38	-20.11	-20.17	1250.69	-13.20	66.68	850.38	-19.72	105.76	-246.73
149.72	-49.06	260.08	344.90	-21.63	303.73	-1121.38	-20.12	-20.27	1250.69	-13.19	66.55	850.38	-19.73	105.70	-246.73
179.19	-48.74	294.31	408.41	-22.17	336.87	-1048.01	-21.25	9.32	1249.42	-16.18	94.76	868.84	-20.05	138.08	-218.83
216.32	-48.35	328.86	479.82	-22.45	370.72	-966.92	-22.11	39.85	1255.04	-18.71	123.70	893.87	-20.12	171.58	-183.36
261.28	-47.92	364.01	559.22	-22.50	405.23	-878.01	-22.68	71.26	1267.76	-20.79	153.29	925.60	-19.96	206.14	-140.09
314.23	-48.41	388.75	646.73	-22.31	440.32	-781.15	-22.98	103.47	1287.76	-22.42	183.46	964.16	-19.56	241.72	-88.80
314.23	-47.47	400.08	646.73	-22.35	440.37	-781.15	-23.02	103.48	1287.76	-22.50	183.47	964.16	-19.59	241.84	-88.80
375.31	-38.68	337.05	733.23	-21.92	475.60	-676.22	-23.05	136.02	1315.19	-23.57	213.69	1009.66	-18.96	278.03	-29.26
444.63	-31.71	289.34	807.91	-21.43	511.24	-563.14	-23.01	169.04	1350.14	-24.41	244.27	1062.13	-18.26	315.37	38.72
522.29	-27.22	245.53	871.66	-20.90	547.63	-441.80	-22.93	202.86	1392.75	-25.18	275.48	1121.69	-17.51	354.23	115.44
608.42	-24.91	205.52	925.40	-21.69	574.78	-312.06	-23.63	226.56	1443.21	-25.64	295.85	1188.47	-18.20	385.85	201.22
608.42	-24.23	204.43	925.40	-20.34	585.09	-312.06	-22.81	237.80	1443.21	-26.02	307.62	1188.47	-16.72	394.96	201.22
694.00	-22.78	166.69	969.62	-12.93	527.19	-180.65	-12.45	176.09	1491.15	-14.75	246.87	1253.16	-10.36	348.50	288.78
768.12	-21.58	131.28	1005.13	-6.84	481.64	-60.29	-4.37	129.91	1527.59	-4.58	200.89	1306.52	-5.08	313.02	367.70
831.67	-20.63	98.38	1032.50	-3.13	438.12	49.44	0.92	88.01	1553.51	4.84	158.14	1349.31	-2.08	279.39	438.36
885.48	-19.89	68.14	1052.30	-1.51	396.60	148.98	3.75	50.40	1569.94	13.45	118.84	1382.28	-1.08	247.56	501.19
885.48	-19.94	68.38	1052.30	-0.86	395.72	148.98	4.29	49.20	1569.94	13.63	117.55	1382.28	-0.46	246.73	501.19
930.08	-19.54	40.86	1065.29	-0.04	355.27	238.54	6.51	14.22	1577.45	21.89	80.66	1405.89	-0.20	215.84	556.35
966.16	-19.25	15.54	1071.98	0.56	316.24	318.65	7.71	-18.13	1576.93	29.31	46.00	1420.95	-0.11	186.12	604.29
994.27	-19.06	-7.60	1072.88	0.96	278.82	389.64	7.97	-47.65	1569.02	35.75	13.77	1428.04	-0.16	157.78	645.31
1014.93	-18.97	-28.56	1068.52	1.20	243.23	451.87	7.40	-74.16	1554.43	41.10	-15.82	1427.74	-0.33	130.99	679.72
1014.93	-18.96	-28.68	1068.52	1.15	243.58	451.87	7.55	-73.93	1554.43	41.02	-15.62	1427.74	-0.37	131.31	679.72
1028.83	-18.96	-47.79	1059.37	1.10	210.18	505.96	6.96	-97.32	1533.95	44.97	-42.49	1420.76	-0.76	106.38	708.04
1036.46	-19.04	-65.19	1045.85	0.98	178.61	552.33	6.28	-118.18	1508.18	47.91	-66.97	1407.65	-1.18	82.96	730.61
1038.32	-19.17	-80.90	1028.38	0.78	148.90	591.38	5.51	-136.54	1477.73	49.83	-89.07	1388.98	-1.63	61.04	747.77
1034.88	-19.37	-94.94	1007.37	0.51	121.05	623.54	4.65	-152.43	1443.21	50.76	-108.81	1365.32	-2.11	40.65	759.87
1034.88	-19.36	-95.05	1007.37	0.51	120.99	623.54	4.66	-152.58	1443.21	50.78	-108.91	1365.32	-2.11	40.59	759.87
1026.62	-19.58	-107.60	983.17	0.16	94.87	649.26	3.72	-166.41	1405.12	50.75	-126.60	1337.19	-2.64	21.54	767.25
1013.97	-19.83	-118.85	956.12	-0.24	70.41	668.95	2.73	-178.40	1363.93	49.80	-142.33	1305.06	-3.19	3.80	770.25
997.35	-20.11	-128.80	926.54	-0.70	47.62	683.00	1.70	-188.56	1320.10	47.96	-156.14	1269.40	-3.78	-12.65	769.17
977.17	-20.41	-137.50	894.74	-1.21	26.50	691.81	0.63	-196.94	1274.08	45.21	-168.03	1230.69	-4.38	-27.81	764.31
977.17	-20.40	-137.57	894.74	-1.21	26.42	691.81	0.64	-197.08	1274.08	45.22	-168.12	1230.69	-4.38	-27.89	764.31
953.79	-20.70	-145.22	860.99	-1.74	6.88	695.76	-0.43	-203.94	1226.22	42.10	-178.16	1189.35	-4.99	-41.84	755.98
927.54	-20.99	-151.95	825.51	-2.31	-11.21	695.21	-1.51	-209.54	1176.85	39.05	-186.68	1145.78	-5.61	-54.71	744.43
898.75	-21.26	-157.79	788.52	-2.90	-27.87	690.52	-2.59	-213.91	1126.29	36.07	-193.73	1100.35	-6.25	-66.50	729.94
867.74	-21.52	-162.76	750.27	-3.52	-43.12	682.02	-3.68	-217.07	1074.85	33.17	-199.34	1053.43	-6.91	-77.23	712.78
867.74	-21.51	-162.82	750.27	-3.52	-43.18	682.02	-3.67	-217.17	1074.85	33.17	-199.45	1053.43	-6.90	-77.28	712.78
834.75	-21.73	-167.16	710.89	-4.15	-57.18	670.03	-4.74	-219.41	1022.75	30.35	-203.94	1005.29	-7.56	-87.09	693.15
800.01	-21.88	-170.98	670.53	-4.79	-70.05	654.82	-5.78	-220.90	970.19	27.61	-207.48	956.17	-8.22	-96.08	671.27

763.72	-21.96	-174.28	629.31	-5.42	-81.82	636.67	-6.78	-221.66	917.36	24.97	-210.11	906.32	-8.88	-104.26	647.35
726.09	-21.97	-177.06	587.39	-6.06	-92.51	615.85	-7.76	-221.73	864.45	22.43	-211.85	855.97	-9.52	-111.65	621.58
726.09	-21.96	-177.02	587.39	-6.05	-92.57	615.85	-7.75	-221.79	864.45	22.44	-211.90	855.97	-9.52	-111.70	621.58
687.27	-21.86	-179.24	544.88	-6.66	-102.40	592.58	-8.66	-221.41	811.58	20.01	-212.98	805.27	-10.15	-118.49	594.11
647.39	-21.63	-180.73	501.90	-7.23	-111.50	567.04	-9.50	-220.70	758.81	17.72	-213.43	754.37	-10.74	-124.77	565.06
606.66	-21.26	-181.47	458.66	-7.75	-119.86	539.41	-10.26	-219.66	706.24	15.57	-213.29	703.43	-11.28	-130.53	534.58
565.27	-20.75	-181.42	415.36	-8.23	-127.47	509.89	-10.93	-218.29	653.99	13.55	-212.55	652.62	-11.78	-135.77	502.80
565.27	-20.74	-181.39	415.36	-8.21	-127.44	509.89	-10.92	-218.26	653.99	13.56	-212.56	652.62	-11.77	-135.73	502.80
523.40	-20.05	-180.57	372.16	-8.61	-134.29	478.65	-11.48	-216.54	602.12	11.68	-211.28	602.04	-12.19	-140.39	469.85
481.21	-19.21	-178.76	329.25	-8.91	-140.22	445.87	-11.90	-214.29	550.69	9.96	-209.39	551.83	-12.51	-144.31	435.86
438.92	-18.21	-175.95	286.90	-9.11	-145.21	411.79	-12.18	-211.52	499.86	8.40	-206.87	502.14	-12.71	-147.47	401.02
396.75	-17.05	-172.08	245.36	-9.20	-149.24	376.64	-12.32	-208.18	449.78	6.99	-203.70	453.14	-12.80	-149.83	365.54
396.75	-17.05	-171.83	245.36	-9.19	-149.20	376.64	-12.31	-208.14	449.78	6.99	-203.71	453.14	-12.79	-149.79	365.54
354.86	-15.69	-166.93	204.92	-9.15	-152.27	340.66	-12.27	-204.25	400.57	5.75	-199.77	405.00	-12.74	-151.37	329.59
313.44	-14.13	-160.00	165.85	-9.00	-154.16	304.06	-12.08	-199.57	352.36	4.65	-195.35	357.84	-12.55	-151.96	293.37
272.73	-12.36	-150.91	128.71	-8.73	-154.82	267.16	-11.73	-194.07	305.37	3.67	-190.44	311.79	-12.23	-151.50	257.13
232.96	-10.40	-139.52	94.01	-8.35	-154.21	230.27	-11.22	-187.70	259.81	2.83	-185.04	266.98	-11.78	-149.96	221.15
232.96	-10.36	-137.58	94.01	-8.35	-153.96	230.27	-11.23	-187.44	259.81	2.82	-184.78	266.98	-11.78	-149.72	221.15
194.36	-8.30	-123.70	62.75	-7.82	-152.07	193.73	-10.52	-180.20	215.92	2.15	-178.97	223.56	-11.16	-147.11	185.70
157.17	-6.11	-103.57	35.45	-7.14	-147.93	157.87	-9.62	-171.10	173.95	1.63	-171.64	181.69	-10.34	-142.49	151.10
121.89	-3.79	-75.82	13.91	-6.30	-141.39	123.30	-8.52	-159.98	134.40	1.27	-162.63	141.76	-9.33	-135.72	117.85
88.99	-1.36	-39.05	0.00	-5.30	-132.30	90.59	-7.22	-146.72	97.77	1.05	-151.83	104.21	-8.12	-126.65	86.51
88.99	0.00	0.00	0.00	-5.26	-130.35	90.59	-7.18	-144.77	97.77	1.07	-149.37	104.21	-8.03	-124.76	86.51
59.38	0.00	0.00	0.00	-4.23	-118.52	60.80	-5.80	-129.17	64.99	0.89	-136.32	70.01	-6.73	-113.21	58.02
33.56	0.00	0.00	0.00	-3.10	-100.17	34.53	-4.29	-107.44	36.59	0.79	-115.44	39.75	-5.21	-95.58	32.94
13.18	0.00	0.00	0.00	-1.90	-73.93	13.61	-2.66	-78.18	14.30	0.71	-85.16	15.64	-3.45	-70.51	12.99
0.00	0.00	0.00	0.00	-0.63	-38.39	0.00	-0.93	-40.00	0.00	0.60	-43.87	0.00	-1.43	-36.67	0.00

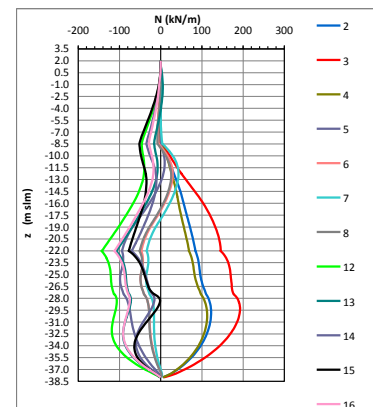
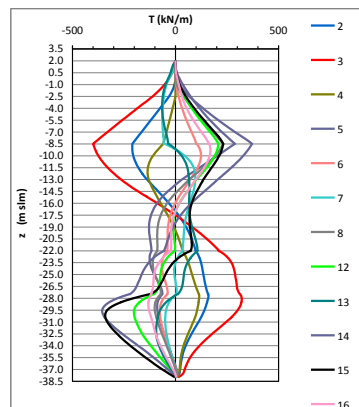
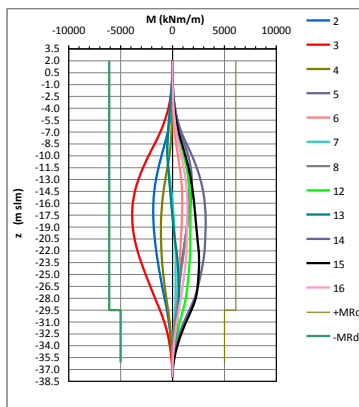
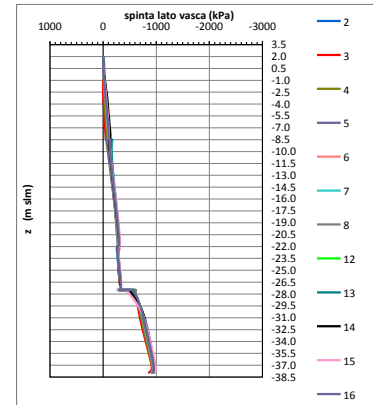
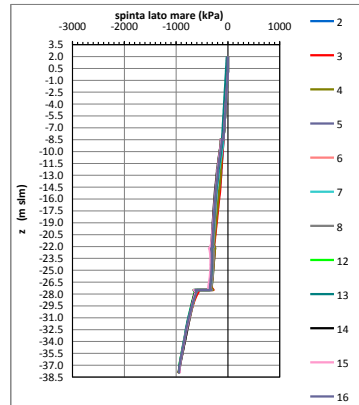
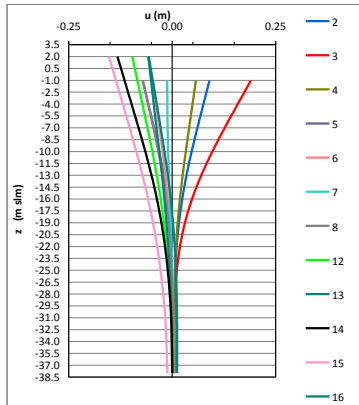


Autorità Portuale di Taranto
Interventi per il dragaggio di 2,3 M m³ di sedimenti in area Molo Polisettoriale e per la realizzazione di un primo lotto della cassa di colmata funzionale all'ampliamento del V Sporgente del Porto di Taranto

Allegati alla relazione di calcolo strutturale allineamento "BC"

Data 05/2016
Rev. B
c.d.c.: C296A
514B

1.1.4 Grafici



1.2 TABULATI DI INPUT ED OUTPUT SEZIONE 5 (C.N.D.)

1.2.1 Riepilogo deformazioni



Autorità Portuale di Taranto

Interventi per il dragaggio di 2,3 M m³ di sedimenti in area Molo Polisettoriale e per la realizzazione di un primo lotto della cassa di colmata funzionale all'ampliamento del V Sporgente del Porto di Taranto

Allegati alla relazione di calcolo strutturale allineamento "BC"

Data 05/2016
Rev. B
c.d.c.: C296A
514B



FASE	2		3		4		5		6		7	
Y	Ux	Uy	Ux	Uy	Ux	Uy	Ux	Uy	Ux	Uy	Ux	Uy
[m]	[m]	[m]	[m]	[m]	[m]	[m]	[m]	[m]	[m]	[m]	[m]	[m]
3.50	0.000	0.000	0.000	0.000	0.000	0.000	0.000	0.000	0.000	0.000	0.000	0.000
3.23	0.000	0.000	0.000	0.000	0.000	0.000	0.000	0.000	0.000	0.000	0.000	0.000
2.95	0.000	0.000	0.000	0.000	0.000	0.000	0.000	0.000	0.000	0.000	0.000	0.000
2.68	0.000	0.000	0.000	0.000	0.000	0.000	0.000	0.000	0.000	0.000	0.000	0.000
2.40	0.000	0.000	0.000	0.000	0.000	0.000	0.000	0.000	0.000	0.000	0.000	0.000
2.40	0.000	0.000	0.000	0.000	0.000	0.000	0.000	0.000	0.000	0.000	0.000	0.000
2.30	0.000	0.000	0.000	0.000	0.000	0.000	0.000	0.000	0.000	0.000	0.000	0.000
2.20	0.000	0.000	0.000	0.000	0.000	0.000	0.000	0.000	0.000	0.000	0.000	0.000
2.10	0.000	0.000	0.000	0.000	0.000	0.000	0.000	0.000	0.000	0.000	0.000	0.000
2.00	0.000	0.000	0.000	0.000	0.000	0.000	0.000	0.000	0.000	0.000	0.000	0.000
2.00	0.070	0.000	0.151	0.000	0.038	0.000	-0.099	-0.003	-0.050	-0.002	-0.136	-0.002
1.88	0.069	0.000	0.150	0.000	0.038	0.000	-0.098	-0.003	-0.050	-0.002	-0.135	-0.002
1.75	0.069	0.000	0.149	0.000	0.038	0.000	-0.097	-0.003	-0.050	-0.002	-0.134	-0.002
1.63	0.068	0.000	0.148	0.000	0.038	0.000	-0.097	-0.003	-0.049	-0.002	-0.133	-0.002
1.50	0.068	0.000	0.147	0.000	0.037	0.000	-0.096	-0.003	-0.049	-0.002	-0.133	-0.002
1.50	0.068	0.000	0.147	0.000	0.037	0.000	-0.096	-0.003	-0.049	-0.002	-0.133	-0.002
1.31	0.067	0.000	0.145	0.000	0.037	0.000	-0.095	-0.003	-0.049	-0.002	-0.131	-0.002
1.13	0.066	0.000	0.143	0.000	0.037	0.000	-0.094	-0.003	-0.048	-0.002	-0.130	-0.002
0.94	0.066	0.000	0.142	0.000	0.036	0.000	-0.093	-0.003	-0.048	-0.002	-0.129	-0.002
0.75	0.065	0.000	0.140	0.000	0.036	0.000	-0.092	-0.003	-0.048	-0.002	-0.127	-0.002
0.75	0.065	0.000	0.140	0.000	0.036	0.000	-0.092	-0.003	-0.048	-0.002	-0.127	-0.002
0.56	0.064	0.000	0.139	0.000	0.036	0.000	-0.091	-0.003	-0.047	-0.002	-0.126	-0.002
0.38	0.064	0.000	0.137	0.000	0.035	0.000	-0.090	-0.003	-0.047	-0.002	-0.125	-0.002
0.19	0.063	0.000	0.136	0.000	0.035	0.000	-0.090	-0.003	-0.047	-0.002	-0.123	-0.002
0.00	0.062	0.000	0.134	0.000	0.035	0.000	-0.089	-0.003	-0.046	-0.002	-0.122	-0.002
0.00	0.062	0.000	0.134	0.000	0.035	0.000	-0.089	-0.003	-0.046	-0.002	-0.122	-0.002
-0.25	0.061	0.000	0.132	0.000	0.034	0.000	-0.087	-0.003	-0.046	-0.002	-0.120	-0.002
-0.50	0.061	0.000	0.130	0.000	0.034	0.000	-0.086	-0.003	-0.045	-0.002	-0.119	-0.002
-0.75	0.060	0.000	0.128	0.000	0.034	0.000	-0.085	-0.003	-0.045	-0.002	-0.117	-0.002
-1.00	0.059	0.000	0.126	0.000	0.033	0.000	-0.084	-0.003	-0.044	-0.002	-0.115	-0.002
-1.00	0.059	0.000	0.126	0.000	0.033	0.000	-0.084	-0.003	-0.044	-0.002	-0.115	-0.002
-1.28	0.058	0.000	0.123	0.000	0.033	0.000	-0.082	-0.003	-0.044	-0.002	-0.113	-0.002
-1.55	0.057	0.000	0.121	0.000	0.032	0.000	-0.081	-0.003	-0.043	-0.002	-0.111	-0.002
-1.83	0.056	0.000	0.119	0.000	0.032	0.000	-0.080	-0.003	-0.043	-0.002	-0.109	-0.002
-2.10	0.055	0.000	0.117	0.000	0.031	0.000	-0.078	-0.003	-0.042	-0.002	-0.107	-0.002
-2.10	0.055	0.000	0.117	0.000	0.031	0.000	-0.078	-0.003	-0.042	-0.002	-0.107	-0.002
-2.33	0.054	0.000	0.115	0.000	0.031	0.000	-0.077	-0.003	-0.042	-0.002	-0.106	-0.002
-2.55	0.053	0.000	0.113	0.000	0.031	0.000	-0.076	-0.003	-0.041	-0.002	-0.104	-0.002
-2.78	0.052	0.000	0.111	0.000	0.030	0.000	-0.075	-0.003	-0.041	-0.002	-0.103	-0.002
-3.00	0.052	0.000	0.109	0.000	0.030	0.000	-0.074	-0.003	-0.040	-0.002	-0.101	-0.002
-3.00	0.052	0.000	0.109	0.000	0.030	0.000	-0.074	-0.003	-0.040	-0.002	-0.101	-0.002
-3.23	0.051	0.000	0.107	0.000	0.029	0.000	-0.073	-0.003	-0.040	-0.002	-0.099	-0.002
-3.46	0.050	0.000	0.105	0.000	0.029	0.000	-0.071	-0.003	-0.039	-0.002	-0.098	-0.002
-3.69	0.049	0.000	0.103	0.000	0.029	0.000	-0.070	-0.003	-0.039	-0.002	-0.096	-0.002
-3.92	0.048	0.000	0.101	0.000	0.028	0.000	-0.069	-0.003	-0.039	-0.002	-0.095	-0.002
-3.92	0.048	0.000	0.101	0.000	0.028	0.000	-0.069	-0.003	-0.039	-0.002	-0.095	-0.002
-4.15	0.047	0.000	0.100	0.000	0.028	0.000	-0.068	-0.003	-0.038	-0.002	-0.093	-0.002



Autorità Portuale di Taranto
 Interventi per il dragaggio di 2,3 M m³ di sedimenti in area Molo Polisettoriale e per la realizzazione di un primo lotto della cassa di colmanta funzionale all'ampliamento del V Sporgente del Porto di Taranto

Allegati alla relazione di calcolo strutturale allineamento "BC"

Data 05/2016
 Rev. B
 c.d.c.: C296A
 514B



-4.38	0.047	0.000	0.098	0.000	0.027	0.000	-0.067	-0.003	-0.038	-0.002	-0.091	-0.002
-4.60	0.046	0.000	0.096	0.000	0.027	0.000	-0.066	-0.003	-0.037	-0.002	-0.090	-0.002
-4.83	0.045	0.000	0.094	0.000	0.027	0.000	-0.065	-0.003	-0.037	-0.002	-0.088	-0.002
-4.83	0.045	0.000	0.094	0.000	0.027	0.000	-0.065	-0.003	-0.037	-0.002	-0.088	-0.002
-5.06	0.044	0.000	0.092	0.000	0.026	0.000	-0.064	-0.003	-0.036	-0.002	-0.087	-0.002
-5.29	0.043	0.000	0.090	0.000	0.026	0.000	-0.063	-0.003	-0.036	-0.002	-0.085	-0.002
-5.52	0.042	0.000	0.088	0.000	0.026	0.000	-0.061	-0.003	-0.035	-0.002	-0.084	-0.002
-5.75	0.042	0.000	0.086	0.000	0.025	0.000	-0.060	-0.003	-0.035	-0.002	-0.082	-0.002
-5.75	0.042	0.000	0.086	0.000	0.025	0.000	-0.060	-0.003	-0.035	-0.002	-0.082	-0.002
-5.98	0.041	0.000	0.085	0.000	0.025	0.000	-0.059	-0.003	-0.035	-0.002	-0.080	-0.002
-6.21	0.040	0.000	0.083	0.000	0.024	0.000	-0.058	-0.003	-0.034	-0.002	-0.079	-0.002
-6.44	0.039	0.000	0.081	0.000	0.024	0.000	-0.057	-0.003	-0.034	-0.002	-0.077	-0.002
-6.67	0.038	0.000	0.079	0.000	0.024	0.000	-0.056	-0.003	-0.033	-0.002	-0.076	-0.002
-6.67	0.038	0.000	0.079	0.000	0.024	0.000	-0.056	-0.003	-0.033	-0.002	-0.076	-0.002
-6.90	0.038	0.000	0.077	0.000	0.023	0.000	-0.055	-0.003	-0.033	-0.002	-0.074	-0.002
-7.13	0.037	0.000	0.076	0.000	0.023	0.000	-0.054	-0.003	-0.032	-0.002	-0.073	-0.002
-7.35	0.036	0.000	0.074	0.000	0.023	0.000	-0.053	-0.003	-0.032	-0.002	-0.071	-0.002
-7.58	0.035	0.000	0.072	0.000	0.022	0.000	-0.052	-0.003	-0.031	-0.002	-0.070	-0.002
-7.58	0.035	0.000	0.072	0.000	0.022	0.000	-0.052	-0.003	-0.031	-0.002	-0.070	-0.002
-7.81	0.035	0.000	0.070	0.000	0.022	0.000	-0.050	-0.003	-0.031	-0.002	-0.068	-0.002
-8.04	0.034	0.000	0.069	0.000	0.021	0.000	-0.049	-0.003	-0.030	-0.002	-0.067	-0.002
-8.27	0.033	0.000	0.067	0.000	0.021	0.000	-0.048	-0.003	-0.030	-0.002	-0.065	-0.002
-8.50	0.032	0.000	0.065	0.000	0.021	0.000	-0.047	-0.003	-0.029	-0.002	-0.064	-0.002
-8.50	0.032	0.000	0.065	0.000	0.021	0.000	-0.047	-0.003	-0.029	-0.002	-0.064	-0.002
-8.74	0.031	0.000	0.063	0.000	0.020	0.000	-0.046	-0.003	-0.029	-0.002	-0.062	-0.002
-8.98	0.031	0.000	0.062	0.000	0.020	0.000	-0.045	-0.003	-0.028	-0.002	-0.060	-0.002
-9.22	0.030	0.000	0.060	0.000	0.019	0.000	-0.044	-0.003	-0.028	-0.002	-0.059	-0.002
-9.46	0.029	0.000	0.058	0.000	0.019	0.000	-0.043	-0.003	-0.027	-0.002	-0.057	-0.002
-9.46	0.029	0.000	0.058	0.000	0.019	0.000	-0.043	-0.003	-0.027	-0.002	-0.057	-0.002
-9.71	0.028	0.000	0.056	0.000	0.019	0.000	-0.042	-0.003	-0.027	-0.002	-0.056	-0.002
-9.95	0.028	0.000	0.055	0.000	0.018	0.000	-0.041	-0.003	-0.026	-0.002	-0.054	-0.002
-10.19	0.027	0.000	0.053	0.000	0.018	0.000	-0.040	-0.003	-0.026	-0.002	-0.053	-0.002
-10.43	0.026	0.000	0.051	0.000	0.018	0.000	-0.039	-0.003	-0.025	-0.002	-0.051	-0.002
-10.43	0.026	0.000	0.051	0.000	0.018	0.000	-0.039	-0.003	-0.025	-0.002	-0.051	-0.002
-10.67	0.025	0.000	0.050	0.000	0.017	0.000	-0.038	-0.003	-0.025	-0.002	-0.050	-0.002
-10.91	0.025	0.000	0.048	0.000	0.017	0.000	-0.037	-0.003	-0.024	-0.002	-0.048	-0.002
-11.15	0.024	0.000	0.047	0.000	0.016	0.000	-0.036	-0.003	-0.024	-0.002	-0.047	-0.002
-11.39	0.023	0.000	0.045	0.000	0.016	0.000	-0.035	-0.003	-0.023	-0.002	-0.046	-0.002
-11.39	0.023	0.000	0.045	0.000	0.016	0.000	-0.035	-0.003	-0.023	-0.002	-0.046	-0.002
-11.63	0.023	0.000	0.044	0.000	0.016	0.000	-0.034	-0.003	-0.023	-0.002	-0.044	-0.002
-11.88	0.022	0.000	0.042	0.000	0.015	0.000	-0.033	-0.003	-0.022	-0.002	-0.043	-0.002
-12.12	0.021	0.000	0.041	0.000	0.015	0.000	-0.032	-0.003	-0.021	-0.002	-0.041	-0.002
-12.36	0.021	0.000	0.039	0.000	0.015	0.000	-0.031	-0.003	-0.021	-0.002	-0.040	-0.002
-12.36	0.021	0.000	0.039	0.000	0.015	0.000	-0.031	-0.003	-0.021	-0.002	-0.040	-0.002
-12.60	0.020	0.000	0.038	0.000	0.014	0.000	-0.030	-0.003	-0.020	-0.002	-0.039	-0.002
-12.84	0.020	0.000	0.037	0.000	0.014	0.000	-0.029	-0.003	-0.020	-0.002	-0.037	-0.002
-13.08	0.019	0.000	0.035	0.000	0.014	0.000	-0.028	-0.003	-0.019	-0.002	-0.036	-0.002
-13.32	0.019	0.000	0.034	0.000	0.013	0.000	-0.027	-0.003	-0.019	-0.002	-0.035	-0.002
-13.32	0.019	0.000	0.034	0.000	0.013	0.000	-0.027	-0.003	-0.019	-0.002	-0.035	-0.002
-13.56	0.018	0.000	0.033	0.000	0.013	0.000	-0.026	-0.003	-0.018	-0.002	-0.034	-0.002



Autorità Portuale di Taranto

Interventi per il dragaggio di 2,3 M m³ di sedimenti in area Molo Polisettoriale e per la realizzazione di un primo lotto della cassa di colmanta funzionale all'ampliamento del V Sporgente del Porto di Taranto

Allegati alla relazione di calcolo strutturale allineamento "BC"

Data 05/2016
Rev. B
c.d.c.: C296A
514B



-13.80	0.017	0.000	0.032	0.000	0.013	0.000	-0.025	-0.003	-0.018	-0.002	-0.033	-0.002
-14.04	0.017	0.000	0.030	0.000	0.013	0.000	-0.024	-0.003	-0.017	-0.002	-0.031	-0.002
-14.29	0.016	0.000	0.029	0.000	0.012	0.000	-0.023	-0.003	-0.017	-0.002	-0.030	-0.002
-14.29	0.016	0.000	0.029	0.000	0.012	0.000	-0.023	-0.003	-0.017	-0.002	-0.030	-0.002
-14.53	0.016	0.000	0.028	0.000	0.012	0.000	-0.023	-0.003	-0.016	-0.002	-0.029	-0.002
-14.77	0.016	0.000	0.027	0.000	0.012	0.000	-0.022	-0.003	-0.016	-0.002	-0.028	-0.002
-15.01	0.015	0.000	0.026	0.000	0.011	0.000	-0.021	-0.003	-0.015	-0.002	-0.027	-0.002
-15.25	0.015	0.000	0.025	0.000	0.011	0.000	-0.020	-0.003	-0.015	-0.002	-0.026	-0.002
-15.25	0.015	0.000	0.025	0.000	0.011	0.000	-0.020	-0.003	-0.015	-0.002	-0.026	-0.002
-15.49	0.014	0.000	0.024	0.000	0.011	0.000	-0.019	-0.003	-0.014	-0.002	-0.025	-0.002
-15.73	0.014	0.000	0.023	0.000	0.011	0.000	-0.019	-0.003	-0.014	-0.002	-0.024	-0.002
-15.97	0.013	0.000	0.022	0.000	0.010	0.000	-0.018	-0.003	-0.013	-0.002	-0.023	-0.002
-16.21	0.013	0.000	0.021	0.000	0.010	0.000	-0.017	-0.003	-0.013	-0.002	-0.022	-0.002
-16.21	0.013	0.000	0.021	0.000	0.010	0.000	-0.017	-0.003	-0.013	-0.002	-0.022	-0.002
-16.46	0.013	0.000	0.020	0.000	0.010	0.000	-0.017	-0.003	-0.012	-0.002	-0.021	-0.002
-16.70	0.012	0.000	0.020	0.000	0.010	0.000	-0.016	-0.003	-0.012	-0.002	-0.020	-0.002
-16.94	0.012	0.000	0.019	0.000	0.010	0.000	-0.015	-0.003	-0.011	-0.002	-0.019	-0.002
-17.18	0.012	0.000	0.018	0.000	0.009	0.000	-0.015	-0.003	-0.011	-0.002	-0.018	-0.002
-17.18	0.012	0.000	0.018	0.000	0.009	0.000	-0.015	-0.003	-0.011	-0.002	-0.018	-0.002
-17.42	0.011	0.000	0.017	0.000	0.009	0.000	-0.014	-0.003	-0.011	-0.002	-0.017	-0.002
-17.66	0.011	0.000	0.017	0.000	0.009	0.000	-0.013	-0.003	-0.010	-0.002	-0.017	-0.002
-17.90	0.011	0.000	0.016	0.000	0.009	0.000	-0.013	-0.003	-0.010	-0.002	-0.016	-0.002
-18.14	0.010	0.000	0.015	0.000	0.009	0.000	-0.012	-0.003	-0.009	-0.002	-0.015	-0.002
-18.14	0.010	0.000	0.015	0.000	0.009	0.000	-0.012	-0.003	-0.009	-0.002	-0.015	-0.002
-18.38	0.010	0.000	0.015	0.000	0.008	0.000	-0.012	-0.003	-0.009	-0.002	-0.014	-0.002
-18.63	0.010	0.000	0.014	0.000	0.008	0.000	-0.011	-0.003	-0.009	-0.002	-0.014	-0.002
-18.87	0.010	0.000	0.013	0.000	0.008	0.000	-0.011	-0.003	-0.008	-0.002	-0.013	-0.002
-19.11	0.009	0.000	0.013	0.000	0.008	0.000	-0.010	-0.003	-0.008	-0.002	-0.012	-0.002
-19.11	0.009	0.000	0.013	0.000	0.008	0.000	-0.010	-0.003	-0.008	-0.002	-0.012	-0.002
-19.35	0.009	0.000	0.012	0.000	0.008	0.000	-0.010	-0.003	-0.007	-0.002	-0.012	-0.002
-19.59	0.009	0.000	0.012	0.000	0.008	0.000	-0.009	-0.003	-0.007	-0.002	-0.011	-0.002
-19.83	0.009	0.000	0.011	0.000	0.008	0.000	-0.009	-0.003	-0.007	-0.002	-0.011	-0.002
-20.07	0.008	0.000	0.011	0.000	0.007	0.000	-0.008	-0.003	-0.006	-0.002	-0.010	-0.002
-20.07	0.008	0.000	0.011	0.000	0.007	0.000	-0.008	-0.003	-0.006	-0.002	-0.010	-0.002
-20.31	0.008	0.000	0.011	0.000	0.007	0.000	-0.008	-0.003	-0.006	-0.002	-0.010	-0.002
-20.55	0.008	0.000	0.010	0.000	0.007	0.000	-0.008	-0.003	-0.006	-0.002	-0.009	-0.002
-20.79	0.008	0.000	0.010	0.000	0.007	0.000	-0.007	-0.003	-0.006	-0.002	-0.009	-0.002
-21.04	0.008	0.000	0.010	0.000	0.007	0.000	-0.007	-0.003	-0.005	-0.002	-0.008	-0.002
-21.04	0.008	0.000	0.010	0.000	0.007	0.000	-0.007	-0.003	-0.005	-0.002	-0.008	-0.002
-21.28	0.008	0.000	0.009	0.000	0.007	0.000	-0.007	-0.003	-0.005	-0.002	-0.008	-0.002
-21.52	0.007	0.000	0.009	0.000	0.007	0.000	-0.006	-0.003	-0.005	-0.002	-0.007	-0.002
-21.76	0.007	0.000	0.009	0.000	0.006	0.000	-0.006	-0.003	-0.005	-0.002	-0.007	-0.002
-22.00	0.007	0.000	0.008	0.000	0.006	0.000	-0.006	-0.003	-0.004	-0.002	-0.006	-0.002
-22.00	0.007	0.000	0.008	0.000	0.006	0.000	-0.006	-0.003	-0.004	-0.002	-0.006	-0.002
-22.23	0.007	0.000	0.008	0.000	0.006	0.000	-0.005	-0.003	-0.004	-0.002	-0.006	-0.002
-22.46	0.007	0.000	0.008	0.000	0.006	0.000	-0.005	-0.003	-0.004	-0.002	-0.006	-0.002
-22.69	0.007	0.000	0.007	0.000	0.006	0.000	-0.005	-0.003	-0.004	-0.002	-0.005	-0.002
-22.92	0.006	0.000	0.007	0.000	0.006	0.000	-0.005	-0.003	-0.003	-0.002	-0.005	-0.002
-22.92	0.006	0.000	0.007	0.000	0.006	0.000	-0.005	-0.003	-0.003	-0.002	-0.005	-0.002
-23.15	0.006	0.000	0.007	0.000	0.006	0.000	-0.004	-0.003	-0.003	-0.002	-0.005	-0.002



Autorità Portuale di Taranto

Interventi per il dragaggio di 2,3 M m³ di sedimenti in area Molo Polisettoriale e per la realizzazione di un primo lotto della cassa di colmanta funzionale all'ampliamento del V Sporgente del Porto di Taranto

Allegati alla relazione di calcolo strutturale allineamento "BC"

Data 05/2016
Rev. B
c.d.c.: C296A
514B



-23.38	0.006	0.000	0.007	0.000	0.006	0.000	-0.004	-0.003	-0.003	-0.002	-0.004	-0.002
-23.60	0.006	0.000	0.007	0.000	0.006	0.000	-0.004	-0.003	-0.003	-0.002	-0.004	-0.002
-23.83	0.006	0.000	0.006	0.000	0.006	0.000	-0.004	-0.003	-0.003	-0.002	-0.004	-0.002
-23.83	0.006	0.000	0.006	0.000	0.006	0.000	-0.004	-0.003	-0.003	-0.002	-0.004	-0.002
-24.06	0.006	0.000	0.006	0.000	0.005	0.000	-0.003	-0.003	-0.003	-0.002	-0.004	-0.002
-24.29	0.006	0.000	0.006	0.000	0.005	0.000	-0.003	-0.003	-0.002	-0.002	-0.004	-0.002
-24.52	0.006	0.000	0.006	0.000	0.005	0.000	-0.003	-0.003	-0.002	-0.002	-0.003	-0.002
-24.75	0.006	0.000	0.006	0.000	0.005	0.000	-0.003	-0.003	-0.002	-0.002	-0.003	-0.002
-24.75	0.006	0.000	0.006	0.000	0.005	0.000	-0.003	-0.003	-0.002	-0.002	-0.003	-0.002
-24.98	0.005	0.000	0.006	0.000	0.005	0.000	-0.003	-0.003	-0.002	-0.002	-0.003	-0.002
-25.21	0.005	0.000	0.006	0.000	0.005	0.000	-0.003	-0.003	-0.002	-0.002	-0.003	-0.002
-25.44	0.005	0.000	0.005	0.000	0.005	0.000	-0.003	-0.003	-0.002	-0.002	-0.003	-0.002
-25.67	0.005	0.000	0.005	0.000	0.005	0.000	-0.002	-0.003	-0.002	-0.002	-0.002	-0.002
-25.67	0.005	0.000	0.005	0.000	0.005	0.000	-0.002	-0.003	-0.002	-0.002	-0.002	-0.002
-25.90	0.005	0.000	0.005	0.000	0.005	0.000	-0.002	-0.003	-0.002	-0.002	-0.002	-0.002
-26.13	0.005	0.000	0.005	0.000	0.005	0.000	-0.002	-0.003	-0.002	-0.002	-0.002	-0.002
-26.35	0.005	0.000	0.005	0.000	0.005	0.000	-0.002	-0.003	-0.001	-0.002	-0.002	-0.002
-26.58	0.005	0.000	0.005	0.000	0.005	0.000	-0.002	-0.003	-0.001	-0.002	-0.002	-0.002
-26.58	0.005	0.000	0.005	0.000	0.005	0.000	-0.002	-0.003	-0.001	-0.002	-0.002	-0.002
-26.81	0.005	0.000	0.005	0.000	0.005	0.000	-0.002	-0.003	-0.001	-0.002	-0.002	-0.002
-27.04	0.005	0.000	0.005	0.000	0.004	0.000	-0.002	-0.003	-0.001	-0.002	-0.002	-0.002
-27.27	0.005	0.000	0.005	0.000	0.004	0.000	-0.002	-0.003	-0.001	-0.002	-0.002	-0.002
-27.50	0.005	0.000	0.005	0.000	0.004	0.000	-0.002	-0.003	-0.001	-0.002	-0.002	-0.002
-27.50	0.005	0.000	0.005	0.000	0.004	0.000	-0.002	-0.003	-0.001	-0.002	-0.002	-0.002
-27.74	0.005	0.000	0.005	0.000	0.004	0.000	-0.002	-0.003	-0.001	-0.002	-0.002	-0.002
-27.98	0.004	0.000	0.004	0.000	0.004	0.000	-0.001	-0.003	-0.001	-0.002	-0.001	-0.002
-28.22	0.004	0.000	0.004	0.000	0.004	0.000	-0.001	-0.003	-0.001	-0.002	-0.001	-0.002
-28.45	0.004	0.000	0.004	0.000	0.004	0.000	-0.001	-0.003	-0.001	-0.002	-0.001	-0.002
-28.45	0.004	0.000	0.004	0.000	0.004	0.000	-0.001	-0.003	-0.001	-0.002	-0.001	-0.002
-28.69	0.004	0.000	0.004	0.000	0.004	0.000	-0.001	-0.003	-0.001	-0.002	-0.001	-0.002
-28.93	0.004	0.000	0.004	0.000	0.004	0.000	-0.001	-0.003	-0.001	-0.002	-0.001	-0.002
-29.17	0.004	0.000	0.004	0.000	0.004	0.000	-0.001	-0.003	-0.001	-0.002	-0.001	-0.002
-29.41	0.004	0.000	0.004	0.000	0.004	0.000	-0.001	-0.003	-0.001	-0.002	-0.001	-0.002
-29.41	0.004	0.000	0.004	0.000	0.004	0.000	-0.001	-0.003	-0.001	-0.002	-0.001	-0.002
-29.65	0.004	0.000	0.004	0.000	0.004	0.000	-0.001	-0.003	-0.001	-0.002	-0.001	-0.002
-29.89	0.004	0.000	0.004	0.000	0.004	0.000	-0.001	-0.003	-0.001	-0.002	-0.001	-0.002
-30.13	0.004	0.000	0.004	0.000	0.004	0.000	-0.001	-0.003	-0.001	-0.002	-0.001	-0.002
-30.36	0.004	0.000	0.004	0.000	0.004	0.000	-0.001	-0.003	-0.001	-0.002	-0.001	-0.002
-30.36	0.004	0.000	0.004	0.000	0.004	0.000	-0.001	-0.003	-0.001	-0.002	-0.001	-0.002
-30.60	0.004	0.000	0.004	0.000	0.004	0.000	-0.001	-0.003	-0.001	-0.002	-0.001	-0.002
-30.84	0.004	0.000	0.004	0.000	0.004	0.000	-0.001	-0.003	-0.001	-0.002	-0.001	-0.002
-31.08	0.004	0.000	0.004	0.000	0.004	0.000	-0.001	-0.003	-0.001	-0.002	-0.001	-0.002
-31.32	0.004	0.000	0.004	0.000	0.004	0.000	-0.001	-0.003	-0.001	-0.002	-0.001	-0.002
-31.32	0.004	0.000	0.004	0.000	0.004	0.000	-0.001	-0.003	-0.001	-0.002	-0.001	-0.002
-31.56	0.004	0.000	0.004	0.000	0.004	0.000	-0.001	-0.003	-0.001	-0.002	-0.001	-0.002
-31.80	0.004	0.000	0.004	0.000	0.004	0.000	-0.001	-0.003	-0.001	-0.002	-0.001	-0.002
-32.03	0.004	0.000	0.004	0.000	0.003	0.000	-0.001	-0.003	0.000	-0.002	-0.001	-0.002
-32.27	0.004	0.000	0.004	0.000	0.003	0.000	-0.001	-0.003	0.000	-0.002	-0.001	-0.002
-32.27	0.004	0.000	0.004	0.000	0.003	0.000	-0.001	-0.003	0.000	-0.002	-0.001	-0.002
-32.51	0.004	0.000	0.004	0.000	0.003	0.000	-0.001	-0.003	0.000	-0.002	-0.001	-0.002



Autorità Portuale di Taranto
 Interventi per il dragaggio di 2,3 M m³ di sedimenti in area Molo Polisettoriale e per la realizzazione di un primo lotto della cassa di colmata funzionale all'ampliamento del V Sporgente del Porto di Taranto

Allegati alla relazione di calcolo strutturale allineamento "BC"

Data 05/2016
 Rev. B
 c.d.c.: C296A
 514B



-32.75	0.004	0.000	0.004	0.000	0.003	0.000	-0.001	-0.003	0.000	-0.002	-0.001	-0.002
-32.99	0.004	0.000	0.004	0.000	0.003	0.000	-0.001	-0.003	0.000	-0.002	-0.001	-0.002
-33.23	0.004	0.000	0.004	0.000	0.003	0.000	-0.001	-0.003	0.000	-0.002	-0.001	-0.002
-33.23	0.004	0.000	0.004	0.000	0.003	0.000	-0.001	-0.003	0.000	-0.002	-0.001	-0.002
-33.47	0.003	0.000	0.004	0.000	0.003	0.000	-0.001	-0.003	0.000	-0.002	-0.001	-0.002
-33.70	0.003	0.000	0.004	0.000	0.003	0.000	-0.001	-0.003	0.000	-0.002	-0.001	-0.002
-33.94	0.003	0.000	0.004	0.000	0.003	0.000	-0.001	-0.003	0.000	-0.002	-0.001	-0.002
-34.18	0.003	0.000	0.004	0.000	0.003	0.000	-0.001	-0.003	0.000	-0.002	-0.001	-0.002
-34.18	0.003	0.000	0.004	0.000	0.003	0.000	-0.001	-0.003	0.000	-0.002	-0.001	-0.002
-34.42	0.003	0.000	0.004	0.000	0.003	0.000	-0.001	-0.003	0.000	-0.002	-0.001	-0.002
-34.66	0.003	0.000	0.004	0.000	0.003	0.000	-0.001	-0.003	0.000	-0.002	-0.001	-0.002
-34.90	0.003	0.000	0.003	0.000	0.003	0.000	-0.001	-0.003	0.000	-0.002	-0.001	-0.002
-35.14	0.003	0.000	0.003	0.000	0.003	0.000	-0.001	-0.003	0.000	-0.002	-0.001	-0.002
-35.14	0.003	0.000	0.003	0.000	0.003	0.000	-0.001	-0.003	0.000	-0.002	-0.001	-0.002
-35.38	0.003	0.000	0.003	0.000	0.003	0.000	-0.001	-0.003	0.000	-0.002	-0.001	-0.002
-35.61	0.003	0.000	0.003	0.000	0.003	0.000	-0.001	-0.003	0.000	-0.002	-0.001	-0.002
-35.85	0.003	0.000	0.003	0.000	0.003	0.000	-0.001	-0.003	0.000	-0.002	-0.001	-0.002
-36.09	0.003	0.000	0.003	0.000	0.003	0.000	-0.001	-0.003	0.000	-0.002	-0.001	-0.002
-36.09	0.003	0.000	0.003	0.000	0.003	0.000	-0.001	-0.003	0.000	-0.002	-0.001	-0.002
-36.33	0.003	0.000	0.003	0.000	0.003	0.000	-0.001	-0.003	0.000	-0.002	-0.001	-0.002
-36.57	0.003	0.000	0.003	0.000	0.003	0.000	0.000	-0.003	0.000	-0.002	-0.001	-0.002
-36.81	0.003	0.000	0.003	0.000	0.003	0.000	0.000	-0.003	0.000	-0.002	-0.001	-0.002
-37.05	0.003	0.000	0.003	0.000	0.003	0.000	0.000	-0.003	0.000	-0.002	0.000	-0.002
-37.05	0.003	0.000	0.003	0.000	0.003	0.000	0.000	-0.003	0.000	-0.002	0.000	-0.002
-37.28	0.003	0.000	0.003	0.000	0.003	0.000	0.000	-0.003	0.000	-0.002	0.000	-0.002
-37.52	0.003	0.000	0.003	0.000	0.003	0.000	0.000	-0.003	0.000	-0.002	0.000	-0.002
-37.76	0.003	0.000	0.003	0.000	0.003	0.000	0.000	-0.003	0.000	-0.002	0.000	-0.002
-38.00	0.003	0.000	0.003	0.000	0.003	0.000	0.000	-0.003	0.000	-0.002	0.000	-0.002



Autorità Portuale di Taranto
 Interventi per il dragaggio di 2,3 M m³ di sedimenti in area Molo Polisettoriale e per la realizzazione di un primo lotto della cassa di colmanta funzionale all'ampliamento del V Sporgente del Porto di Taranto

Allegati alla relazione di calcolo strutturale allineamento "BC"

Data 05/2016
 Rev. B
 c.d.c.: C296A
 514B



-0.137	-0.003	-0.169	0.000	-0.144	-0.001	-0.177	-0.001	-0.215	-0.001	-0.131	-0.002
-0.135	-0.003	-0.167	0.000	-0.142	-0.001	-0.175	-0.001	-0.213	-0.001	-0.129	-0.002
-0.133	-0.003	-0.165	0.000	-0.140	-0.001	-0.172	-0.001	-0.210	-0.001	-0.127	-0.002
-0.133	-0.003	-0.165	0.000	-0.140	-0.001	-0.172	-0.001	-0.210	-0.001	-0.127	-0.002
-0.131	-0.003	-0.162	0.000	-0.138	-0.001	-0.170	-0.001	-0.208	-0.001	-0.125	-0.002
-0.129	-0.003	-0.160	0.000	-0.136	-0.001	-0.168	-0.001	-0.205	-0.001	-0.123	-0.002
-0.127	-0.003	-0.158	0.000	-0.134	-0.001	-0.165	-0.001	-0.203	-0.001	-0.121	-0.002
-0.125	-0.003	-0.156	0.000	-0.132	-0.001	-0.163	-0.001	-0.200	-0.001	-0.119	-0.002
-0.125	-0.003	-0.156	0.000	-0.132	-0.001	-0.163	-0.001	-0.200	-0.001	-0.119	-0.002
-0.123	-0.003	-0.154	0.000	-0.130	-0.001	-0.161	-0.001	-0.198	-0.001	-0.117	-0.002
-0.121	-0.003	-0.151	0.000	-0.129	-0.001	-0.158	-0.001	-0.195	-0.001	-0.115	-0.002
-0.119	-0.003	-0.149	0.000	-0.127	-0.001	-0.156	-0.001	-0.193	-0.001	-0.113	-0.002
-0.117	-0.003	-0.147	0.000	-0.125	-0.001	-0.154	-0.001	-0.190	-0.001	-0.111	-0.002
-0.117	-0.003	-0.147	0.000	-0.125	-0.001	-0.154	-0.001	-0.190	-0.001	-0.111	-0.002
-0.115	-0.003	-0.145	0.000	-0.123	-0.001	-0.152	-0.001	-0.188	-0.001	-0.109	-0.002
-0.113	-0.003	-0.143	0.000	-0.121	-0.001	-0.149	-0.001	-0.185	-0.001	-0.107	-0.002
-0.111	-0.003	-0.140	0.000	-0.119	-0.001	-0.147	-0.001	-0.183	-0.001	-0.105	-0.002
-0.109	-0.003	-0.138	0.000	-0.117	-0.001	-0.145	-0.001	-0.180	-0.001	-0.103	-0.002
-0.109	-0.003	-0.138	0.000	-0.117	-0.001	-0.145	-0.001	-0.180	-0.001	-0.103	-0.002
-0.107	-0.003	-0.136	0.000	-0.115	-0.001	-0.142	-0.001	-0.178	-0.001	-0.101	-0.002
-0.105	-0.003	-0.134	0.000	-0.113	-0.001	-0.140	-0.001	-0.175	-0.001	-0.100	-0.002
-0.103	-0.003	-0.132	0.000	-0.111	-0.001	-0.138	-0.001	-0.173	-0.001	-0.098	-0.002
-0.101	-0.003	-0.130	0.000	-0.110	-0.001	-0.136	-0.001	-0.170	-0.001	-0.096	-0.002
-0.101	-0.003	-0.130	0.000	-0.110	-0.001	-0.136	-0.001	-0.170	-0.001	-0.096	-0.002
-0.099	-0.003	-0.128	0.000	-0.108	-0.001	-0.133	-0.001	-0.168	-0.001	-0.094	-0.002
-0.097	-0.003	-0.125	0.000	-0.106	-0.001	-0.131	-0.001	-0.165	-0.001	-0.092	-0.002
-0.095	-0.003	-0.123	0.000	-0.104	-0.001	-0.129	-0.001	-0.163	-0.001	-0.090	-0.002
-0.093	-0.003	-0.121	0.000	-0.102	-0.001	-0.126	-0.001	-0.160	-0.001	-0.088	-0.002
-0.093	-0.003	-0.121	0.000	-0.102	-0.001	-0.126	-0.001	-0.160	-0.001	-0.088	-0.002
-0.091	-0.003	-0.119	0.000	-0.100	-0.001	-0.124	-0.001	-0.158	-0.001	-0.086	-0.002
-0.089	-0.003	-0.117	0.000	-0.098	-0.001	-0.122	-0.001	-0.155	-0.001	-0.084	-0.002
-0.087	-0.003	-0.114	0.000	-0.096	-0.001	-0.119	-0.001	-0.153	-0.001	-0.082	-0.002
-0.085	-0.003	-0.112	0.000	-0.094	-0.001	-0.117	-0.001	-0.150	-0.001	-0.080	-0.002
-0.085	-0.003	-0.112	0.000	-0.094	-0.001	-0.117	-0.001	-0.150	-0.001	-0.080	-0.002
-0.083	-0.003	-0.110	0.000	-0.092	-0.001	-0.115	-0.001	-0.148	-0.001	-0.078	-0.002
-0.081	-0.003	-0.108	0.000	-0.091	-0.001	-0.112	-0.001	-0.145	-0.001	-0.076	-0.002
-0.079	-0.003	-0.106	0.000	-0.089	-0.001	-0.110	-0.001	-0.143	-0.001	-0.074	-0.002
-0.077	-0.003	-0.104	0.000	-0.087	-0.001	-0.108	-0.001	-0.140	-0.001	-0.072	-0.002
-0.077	-0.003	-0.104	0.000	-0.087	-0.001	-0.108	-0.001	-0.140	-0.001	-0.072	-0.002
-0.075	-0.003	-0.102	0.000	-0.085	-0.001	-0.106	-0.001	-0.138	-0.001	-0.071	-0.002
-0.073	-0.003	-0.100	0.000	-0.083	-0.001	-0.104	-0.001	-0.136	-0.001	-0.069	-0.002
-0.071	-0.003	-0.098	0.000	-0.081	-0.001	-0.102	-0.001	-0.133	-0.001	-0.067	-0.002
-0.069	-0.003	-0.096	0.000	-0.080	-0.001	-0.099	-0.001	-0.131	-0.001	-0.065	-0.002
-0.069	-0.003	-0.096	0.000	-0.080	-0.001	-0.099	-0.001	-0.131	-0.001	-0.065	-0.002
-0.068	-0.003	-0.094	0.000	-0.078	-0.001	-0.097	-0.001	-0.129	-0.001	-0.063	-0.002
-0.066	-0.003	-0.092	0.000	-0.076	-0.001	-0.095	-0.001	-0.126	-0.001	-0.062	-0.002
-0.064	-0.003	-0.090	0.000	-0.075	-0.001	-0.093	-0.001	-0.124	-0.001	-0.060	-0.002
-0.062	-0.003	-0.088	0.000	-0.073	-0.001	-0.091	-0.001	-0.122	-0.001	-0.058	-0.002
-0.062	-0.003	-0.088	0.000	-0.073	-0.001	-0.091	-0.001	-0.122	-0.001	-0.058	-0.002
-0.060	-0.003	-0.086	0.000	-0.071	-0.001	-0.089	-0.001	-0.119	-0.001	-0.057	-0.002
-0.059	-0.003	-0.084	0.000	-0.070	-0.001	-0.087	-0.001	-0.117	-0.001	-0.055	-0.002
-0.057	-0.003	-0.082	0.000	-0.068	-0.001	-0.085	-0.001	-0.115	-0.001	-0.053	-0.002



Autorità Portuale di Taranto
 Interventi per il dragaggio di 2,3 M m³ di sedimenti in area Molo Polisettoriale e per la realizzazione di un primo lotto della cassa di colmata funzionale all'ampliamento del V Sporgente del Porto di Taranto

Allegati alla relazione di calcolo strutturale allineamento "BC"

Data 05/2016
 Rev. B
 c.d.c.: C296A
 514B



-0.055	-0.003	-0.080	0.000	-0.066	-0.001	-0.083	-0.001	-0.113	-0.001	-0.052	-0.002
-0.055	-0.003	-0.080	0.000	-0.066	-0.001	-0.083	-0.001	-0.113	-0.001	-0.052	-0.002
-0.054	-0.003	-0.079	0.000	-0.065	-0.001	-0.081	-0.001	-0.111	-0.001	-0.050	-0.002
-0.052	-0.003	-0.077	0.000	-0.063	-0.001	-0.079	-0.001	-0.109	-0.001	-0.049	-0.002
-0.050	-0.003	-0.075	0.000	-0.062	-0.001	-0.077	-0.001	-0.107	-0.001	-0.047	-0.002
-0.049	-0.003	-0.073	0.000	-0.060	-0.001	-0.076	-0.001	-0.105	-0.001	-0.046	-0.002
-0.049	-0.003	-0.073	0.000	-0.060	-0.001	-0.076	-0.001	-0.105	-0.001	-0.046	-0.002
-0.047	-0.003	-0.072	0.000	-0.059	-0.001	-0.074	-0.001	-0.103	-0.001	-0.044	-0.002
-0.046	-0.003	-0.070	0.000	-0.057	-0.001	-0.072	-0.001	-0.101	-0.001	-0.043	-0.002
-0.044	-0.003	-0.068	0.000	-0.056	-0.001	-0.070	-0.001	-0.099	-0.001	-0.041	-0.002
-0.043	-0.003	-0.067	0.000	-0.055	-0.001	-0.069	-0.001	-0.097	-0.001	-0.040	-0.002
-0.043	-0.003	-0.067	0.000	-0.055	-0.001	-0.069	-0.001	-0.097	-0.001	-0.040	-0.002
-0.042	-0.003	-0.065	0.000	-0.053	-0.001	-0.067	-0.001	-0.095	-0.001	-0.039	-0.002
-0.040	-0.003	-0.064	0.000	-0.052	-0.001	-0.065	-0.001	-0.093	-0.001	-0.037	-0.002
-0.039	-0.003	-0.062	0.000	-0.051	-0.001	-0.064	-0.001	-0.091	-0.001	-0.036	-0.002
-0.038	-0.003	-0.061	0.000	-0.049	-0.001	-0.062	-0.001	-0.089	-0.001	-0.035	-0.002
-0.038	-0.003	-0.061	0.000	-0.049	-0.001	-0.062	-0.001	-0.089	-0.001	-0.035	-0.002
-0.036	-0.003	-0.059	0.000	-0.048	-0.001	-0.061	-0.001	-0.088	-0.001	-0.034	-0.002
-0.035	-0.003	-0.058	0.000	-0.047	-0.001	-0.059	-0.001	-0.086	-0.001	-0.032	-0.002
-0.034	-0.003	-0.057	0.000	-0.046	-0.001	-0.058	-0.001	-0.084	-0.001	-0.031	-0.002
-0.033	-0.003	-0.055	0.000	-0.045	-0.001	-0.056	-0.001	-0.083	-0.001	-0.030	-0.002
-0.033	-0.003	-0.055	0.000	-0.045	-0.001	-0.056	-0.001	-0.083	-0.001	-0.030	-0.002
-0.031	-0.003	-0.054	0.000	-0.044	-0.001	-0.055	-0.001	-0.081	-0.001	-0.029	-0.002
-0.030	-0.003	-0.053	0.000	-0.042	-0.001	-0.053	-0.001	-0.079	-0.001	-0.028	-0.002
-0.029	-0.003	-0.051	0.000	-0.041	-0.001	-0.052	-0.001	-0.078	-0.001	-0.027	-0.002
-0.028	-0.003	-0.050	0.000	-0.040	-0.001	-0.051	-0.001	-0.076	-0.001	-0.026	-0.002
-0.028	-0.003	-0.050	0.000	-0.040	-0.001	-0.051	-0.001	-0.076	-0.001	-0.026	-0.002
-0.027	-0.003	-0.049	0.000	-0.039	-0.001	-0.049	-0.001	-0.075	-0.001	-0.025	-0.002
-0.026	-0.003	-0.048	0.000	-0.038	-0.001	-0.048	-0.001	-0.073	-0.001	-0.024	-0.002
-0.025	-0.003	-0.047	0.000	-0.038	-0.001	-0.047	-0.001	-0.072	-0.001	-0.023	-0.002
-0.024	-0.003	-0.046	0.000	-0.037	-0.001	-0.046	-0.001	-0.071	-0.001	-0.022	-0.002
-0.024	-0.003	-0.046	0.000	-0.037	-0.001	-0.046	-0.001	-0.071	-0.001	-0.022	-0.002
-0.023	-0.003	-0.045	0.000	-0.036	-0.001	-0.045	-0.001	-0.069	-0.001	-0.021	-0.002
-0.022	-0.003	-0.044	0.000	-0.035	-0.001	-0.044	-0.001	-0.068	-0.001	-0.021	-0.002
-0.022	-0.003	-0.043	0.000	-0.034	-0.001	-0.042	-0.001	-0.067	-0.001	-0.020	-0.002
-0.021	-0.003	-0.042	0.000	-0.033	-0.001	-0.041	-0.001	-0.065	-0.001	-0.019	-0.002
-0.021	-0.003	-0.042	0.000	-0.033	-0.001	-0.041	-0.001	-0.065	-0.001	-0.019	-0.002
-0.020	-0.003	-0.041	0.000	-0.033	-0.001	-0.040	-0.001	-0.064	-0.001	-0.018	-0.002
-0.019	-0.003	-0.040	0.000	-0.032	-0.001	-0.039	-0.001	-0.063	-0.001	-0.018	-0.002
-0.019	-0.003	-0.039	0.000	-0.031	-0.001	-0.039	-0.001	-0.062	-0.001	-0.017	-0.002
-0.018	-0.003	-0.038	0.000	-0.031	-0.001	-0.038	-0.001	-0.061	-0.001	-0.016	-0.002
-0.018	-0.003	-0.038	0.000	-0.031	-0.001	-0.038	-0.001	-0.061	-0.001	-0.016	-0.002
-0.017	-0.003	-0.037	0.000	-0.030	-0.001	-0.037	-0.001	-0.060	-0.001	-0.016	-0.002
-0.017	-0.003	-0.037	0.000	-0.029	-0.001	-0.036	-0.001	-0.059	-0.001	-0.015	-0.002
-0.016	-0.003	-0.036	0.000	-0.029	-0.001	-0.035	-0.001	-0.058	-0.001	-0.015	-0.002
-0.016	-0.003	-0.035	0.000	-0.028	-0.001	-0.034	-0.001	-0.057	-0.001	-0.014	-0.002
-0.016	-0.003	-0.035	0.000	-0.028	-0.001	-0.034	-0.001	-0.057	-0.001	-0.014	-0.002
-0.015	-0.003	-0.035	0.000	-0.028	-0.001	-0.034	-0.001	-0.056	-0.001	-0.014	-0.002
-0.014	-0.003	-0.034	0.000	-0.027	-0.001	-0.033	-0.001	-0.055	-0.001	-0.013	-0.002
-0.014	-0.003	-0.033	0.000	-0.027	-0.001	-0.032	-0.001	-0.054	-0.001	-0.013	-0.002
-0.014	-0.003	-0.033	0.000	-0.026	-0.001	-0.032	-0.001	-0.053	-0.001	-0.012	-0.002



Autorità Portuale di Taranto

Interventi per il dragaggio di 2,3 M m³ di sedimenti in area Molo Polisettoriale e per la realizzazione di un primo lotto della cassa di colmanta funzionale all'ampliamento del V Sporgente del Porto di Taranto

Allegati alla relazione di calcolo strutturale allineamento "BC"

Data 05/2016
Rev. B
c.d.c.: C296A
514B



-0.014	-0.003	-0.033	0.000	-0.026	-0.001	-0.032	-0.001	-0.053	-0.001	-0.012	-0.002
-0.013	-0.003	-0.032	0.000	-0.026	-0.001	-0.031	-0.001	-0.052	-0.001	-0.012	-0.002
-0.013	-0.003	-0.032	0.000	-0.025	-0.001	-0.030	-0.001	-0.052	-0.001	-0.012	-0.002
-0.012	-0.003	-0.031	0.000	-0.025	-0.001	-0.030	-0.001	-0.051	-0.001	-0.011	-0.002
-0.012	-0.003	-0.031	0.000	-0.025	-0.001	-0.029	-0.001	-0.050	-0.001	-0.011	-0.002
-0.012	-0.003	-0.031	0.000	-0.025	-0.001	-0.029	-0.001	-0.050	-0.001	-0.011	-0.002
-0.012	-0.003	-0.030	0.000	-0.024	-0.001	-0.029	-0.001	-0.049	-0.001	-0.011	-0.002
-0.011	-0.003	-0.030	0.000	-0.024	-0.001	-0.028	-0.001	-0.049	-0.001	-0.010	-0.002
-0.011	-0.003	-0.029	0.000	-0.024	-0.001	-0.027	-0.001	-0.048	-0.001	-0.010	-0.002
-0.011	-0.003	-0.029	0.000	-0.023	-0.001	-0.027	-0.001	-0.047	-0.001	-0.010	-0.002
-0.011	-0.003	-0.029	0.000	-0.023	-0.001	-0.027	-0.001	-0.047	-0.001	-0.010	-0.002
-0.010	-0.003	-0.028	0.000	-0.023	-0.001	-0.026	-0.001	-0.046	-0.001	-0.010	-0.002
-0.010	-0.003	-0.028	0.000	-0.023	-0.001	-0.026	-0.001	-0.046	-0.001	-0.009	-0.002
-0.010	-0.003	-0.027	0.000	-0.023	-0.001	-0.026	-0.001	-0.045	-0.001	-0.009	-0.002
-0.009	-0.003	-0.027	0.000	-0.022	-0.001	-0.025	-0.001	-0.044	-0.001	-0.009	-0.002
-0.009	-0.003	-0.027	0.000	-0.022	-0.001	-0.025	-0.001	-0.044	-0.001	-0.009	-0.002
-0.009	-0.003	-0.027	0.000	-0.022	-0.001	-0.025	-0.001	-0.044	-0.001	-0.009	-0.002
-0.009	-0.003	-0.026	0.000	-0.022	-0.001	-0.024	-0.001	-0.043	-0.001	-0.009	-0.002
-0.009	-0.003	-0.026	0.000	-0.022	-0.001	-0.024	-0.001	-0.043	-0.001	-0.009	-0.002
-0.009	-0.003	-0.026	0.000	-0.022	-0.001	-0.024	-0.001	-0.042	-0.001	-0.008	-0.002
-0.009	-0.003	-0.026	0.000	-0.022	-0.001	-0.024	-0.001	-0.042	-0.001	-0.008	-0.002
-0.008	-0.003	-0.025	0.000	-0.021	-0.001	-0.023	-0.001	-0.042	-0.001	-0.008	-0.002
-0.008	-0.003	-0.025	0.000	-0.021	-0.001	-0.023	-0.001	-0.041	-0.001	-0.008	-0.002
-0.008	-0.003	-0.025	0.000	-0.021	-0.001	-0.022	-0.001	-0.040	-0.001	-0.008	-0.002
-0.008	-0.003	-0.025	0.000	-0.021	-0.001	-0.022	-0.001	-0.040	-0.001	-0.008	-0.002
-0.008	-0.003	-0.024	0.000	-0.021	-0.001	-0.022	-0.001	-0.040	-0.001	-0.008	-0.002
-0.008	-0.003	-0.024	0.000	-0.020	-0.001	-0.022	-0.001	-0.039	-0.001	-0.008	-0.002
-0.007	-0.003	-0.024	0.000	-0.020	-0.001	-0.021	-0.001	-0.039	-0.001	-0.008	-0.002
-0.007	-0.003	-0.024	0.000	-0.020	-0.001	-0.021	-0.001	-0.038	-0.001	-0.008	-0.002
-0.007	-0.003	-0.024	0.000	-0.020	-0.001	-0.021	-0.001	-0.038	-0.001	-0.008	-0.002
-0.007	-0.003	-0.023	0.000	-0.020	-0.001	-0.021	-0.001	-0.038	-0.001	-0.007	-0.002
-0.007	-0.003	-0.023	0.000	-0.020	-0.001	-0.021	-0.001	-0.037	-0.001	-0.007	-0.002
-0.007	-0.003	-0.023	0.000	-0.020	-0.001	-0.020	-0.001	-0.037	-0.001	-0.007	-0.002
-0.007	-0.003	-0.023	0.000	-0.020	-0.001	-0.020	-0.001	-0.037	-0.001	-0.007	-0.002
-0.007	-0.003	-0.023	0.000	-0.020	-0.001	-0.020	-0.001	-0.037	-0.001	-0.007	-0.002
-0.007	-0.003	-0.023	0.000	-0.019	-0.001	-0.020	-0.001	-0.036	-0.001	-0.007	-0.002
-0.007	-0.003	-0.022	0.000	-0.019	-0.001	-0.020	-0.001	-0.036	-0.001	-0.007	-0.002
-0.007	-0.003	-0.022	0.000	-0.019	-0.001	-0.020	-0.001	-0.036	-0.001	-0.007	-0.002
-0.007	-0.003	-0.022	0.000	-0.019	-0.001	-0.019	-0.001	-0.035	-0.001	-0.007	-0.002
-0.007	-0.003	-0.022	0.000	-0.019	-0.001	-0.019	-0.001	-0.035	-0.001	-0.007	-0.002
-0.006	-0.003	-0.022	0.000	-0.019	-0.001	-0.019	-0.001	-0.035	-0.001	-0.007	-0.002
-0.006	-0.003	-0.022	0.000	-0.019	-0.001	-0.019	-0.001	-0.035	-0.001	-0.007	-0.002
-0.006	-0.003	-0.021	0.000	-0.018	-0.001	-0.019	-0.001	-0.034	-0.001	-0.007	-0.002
-0.006	-0.003	-0.021	0.000	-0.018	-0.001	-0.019	-0.001	-0.034	-0.001	-0.007	-0.002
-0.006	-0.003	-0.021	0.000	-0.018	-0.001	-0.019	-0.001	-0.034	-0.001	-0.007	-0.002
-0.006	-0.003	-0.021	0.000	-0.018	-0.001	-0.019	-0.001	-0.034	-0.001	-0.006	-0.002
-0.006	-0.003	-0.021	0.000	-0.018	-0.001	-0.018	-0.001	-0.034	-0.001	-0.006	-0.002



Autorità Portuale di Taranto
 Interventi per il dragaggio di 2,3 M m³ di sedimenti in area Molo Polisettoriale e per la realizzazione di un primo lotto della cassa di colmanta funzionale all'ampliamento del V Sporgente del Porto di Taranto

Allegati alla relazione di calcolo strutturale allineamento "BC"

Data 05/2016
 Rev. B
 c.d.c.: C296A
 514B



-0.006	-0.003	-0.021	0.000	-0.018	-0.001	-0.018	-0.001	-0.033	-0.001	-0.006	-0.002
-0.006	-0.003	-0.021	0.000	-0.018	-0.001	-0.018	-0.001	-0.033	-0.001	-0.006	-0.002
-0.006	-0.003	-0.021	0.000	-0.018	-0.001	-0.018	-0.001	-0.033	-0.001	-0.006	-0.002
-0.006	-0.003	-0.021	0.000	-0.018	-0.001	-0.018	-0.001	-0.033	-0.001	-0.006	-0.002
-0.006	-0.003	-0.020	0.000	-0.018	-0.001	-0.018	-0.001	-0.033	-0.001	-0.006	-0.002
-0.006	-0.003	-0.020	0.000	-0.017	-0.001	-0.018	-0.001	-0.032	-0.001	-0.006	-0.002
-0.006	-0.003	-0.020	0.000	-0.017	-0.001	-0.018	-0.001	-0.032	-0.001	-0.006	-0.002
-0.006	-0.003	-0.020	0.000	-0.017	-0.001	-0.018	-0.001	-0.032	-0.001	-0.006	-0.002
-0.006	-0.003	-0.020	0.000	-0.017	-0.001	-0.017	-0.001	-0.032	-0.001	-0.006	-0.002
-0.006	-0.003	-0.020	0.000	-0.017	-0.001	-0.017	-0.001	-0.032	-0.001	-0.006	-0.002
-0.005	-0.003	-0.020	0.000	-0.017	-0.001	-0.017	-0.001	-0.032	-0.001	-0.006	-0.002
-0.005	-0.003	-0.020	0.000	-0.017	-0.001	-0.017	-0.001	-0.032	-0.001	-0.006	-0.002
-0.005	-0.003	-0.020	0.000	-0.017	-0.001	-0.017	-0.001	-0.031	-0.001	-0.006	-0.002
-0.005	-0.003	-0.019	0.000	-0.017	-0.001	-0.017	-0.001	-0.031	-0.001	-0.006	-0.002
-0.005	-0.003	-0.019	0.000	-0.017	-0.001	-0.017	-0.001	-0.031	-0.001	-0.006	-0.002
-0.005	-0.003	-0.019	0.000	-0.016	-0.001	-0.017	-0.001	-0.031	-0.001	-0.006	-0.002
-0.005	-0.003	-0.019	0.000	-0.016	-0.001	-0.017	-0.001	-0.031	-0.001	-0.006	-0.002
-0.005	-0.003	-0.019	0.000	-0.016	-0.001	-0.017	-0.001	-0.031	-0.001	-0.005	-0.002
-0.005	-0.003	-0.019	0.000	-0.016	-0.001	-0.016	-0.001	-0.030	-0.001	-0.005	-0.002
-0.005	-0.003	-0.019	0.000	-0.016	-0.001	-0.016	-0.001	-0.030	-0.001	-0.005	-0.002
-0.005	-0.003	-0.019	0.000	-0.016	-0.001	-0.016	-0.001	-0.030	-0.001	-0.005	-0.002
-0.005	-0.003	-0.019	0.000	-0.016	-0.001	-0.016	-0.001	-0.030	-0.001	-0.005	-0.002
-0.005	-0.003	-0.018	0.000	-0.016	-0.001	-0.016	-0.001	-0.030	-0.001	-0.005	-0.002
-0.005	-0.003	-0.018	0.000	-0.016	-0.001	-0.016	-0.001	-0.029	-0.001	-0.005	-0.002
-0.005	-0.003	-0.018	0.000	-0.015	-0.001	-0.016	-0.001	-0.029	-0.001	-0.005	-0.002
-0.005	-0.003	-0.018	0.000	-0.015	-0.001	-0.016	-0.001	-0.029	-0.001	-0.005	-0.002



Autorità Portuale di Taranto
 Interventi per il dragaggio di 2,3 M m³ di sedimenti in area Molo Polisettoriale e per la realizzazione di un primo lotto della cassa di colmanta funzionale all'ampliamento del V Sporgente del Porto di Taranto

Allegati alla relazione di calcolo strutturale allineamento "BC"

Data 05/2016
 Rev. B
 c.d.c.: C296A
 514B

1.2.2 Riepilogo spinte

FASE	2		3		4		5		6		7		
	Y [m]	Mare [kPa]	Vasca [kPa]	Mare [kPa]	Vasca [kPa]	Mare [kPa]	Vasca [kPa]	Mare [kPa]	Vasca [kPa]	Mare [kPa]	Vasca [kPa]	Mare [kPa]	Vasca [kPa]
	3.50	0.00	0.00	0.00	0.00	0.00	0.00	0.00	0.00	0.00	0.00	0.00	0.00
	3.23	0.00	0.00	0.00	0.00	0.00	0.00	0.00	0.00	0.00	0.00	0.00	0.00
	2.95	0.00	0.00	0.00	0.00	0.00	0.00	0.00	0.00	0.00	0.00	0.00	0.00
	2.68	0.00	0.00	0.00	0.00	0.00	0.00	0.00	0.00	0.00	0.00	0.00	0.00
	2.40	0.00	0.00	0.00	0.00	0.00	0.00	0.00	0.00	0.00	0.00	0.00	0.00
	2.40	0.00	0.00	0.00	0.00	0.00	0.00	0.00	0.00	0.00	0.00	0.00	0.00
	2.30	0.00	0.00	0.00	0.00	0.00	0.00	0.00	0.00	0.00	0.00	0.00	0.00
	2.20	0.00	0.00	0.00	0.00	0.00	0.00	0.00	0.00	0.00	0.00	0.00	0.00
	2.10	0.00	0.00	0.00	0.00	0.00	0.00	0.00	0.00	0.00	0.00	0.00	0.00
	2.00	0.00	0.00	0.00	0.00	0.00	0.00	0.00	0.00	0.00	0.00	0.00	0.00
	2.00	0.00	0.00	-3.80	0.00	0.00	0.00	0.00	0.00	-3.80	0.00	0.00	0.00
	1.88	0.00	0.00	-4.96	0.00	0.00	0.00	0.00	0.00	-4.96	0.00	0.00	0.00
	1.75	0.00	0.00	-6.12	0.00	0.00	0.00	0.00	0.00	-6.12	0.00	0.00	0.00
	1.63	0.00	0.00	-7.28	0.00	0.00	0.00	0.00	0.00	-7.28	0.00	0.00	0.00
	1.50	0.00	0.00	-8.44	0.00	0.00	0.00	0.00	0.00	-8.44	0.00	0.00	0.00
	1.50	0.00	0.00	-8.44	0.00	0.00	0.00	0.00	-7.21	-8.44	-14.39	0.00	-3.26
	1.31	0.00	0.00	-10.17	0.00	0.00	0.00	0.00	-8.46	-10.17	-16.81	0.00	-4.26
	1.13	0.00	0.00	-11.91	0.00	0.00	0.00	0.00	-9.85	-11.91	-17.28	0.00	-5.53
	0.94	0.00	0.00	-13.65	0.00	0.00	0.00	0.00	-11.03	-13.65	-16.86	0.00	-6.69
	0.75	0.00	0.00	-15.39	0.00	0.00	0.00	0.00	-12.19	-15.39	-16.89	0.00	-7.86
	0.75	0.00	0.00	-15.39	0.00	0.00	0.00	0.00	-12.19	-15.39	-16.89	0.00	-7.86
	0.56	0.00	0.00	-17.13	0.00	0.00	0.00	0.00	-13.51	-17.13	-17.35	0.00	-9.16
	0.38	0.00	0.00	-18.86	0.00	0.00	0.00	0.00	-14.81	-18.86	-17.96	0.00	-10.47
	0.19	0.00	0.00	-20.60	0.00	0.00	0.00	0.00	-16.04	-20.60	-18.64	0.00	-11.71
	0.00	0.00	0.00	-22.34	0.00	0.00	0.00	0.00	-17.26	-22.34	-19.39	0.00	-12.95
	0.00	0.00	0.00	-22.34	0.00	0.00	0.00	0.00	-17.26	-22.34	-19.39	0.00	-12.95
	-0.25	-2.50	0.00	-24.66	0.00	-2.50	-2.50	-2.50	-18.92	-24.66	-20.53	-2.50	-17.13
	-0.50	-5.00	0.00	-26.99	0.00	-5.00	-5.00	-5.00	-20.61	-26.99	-21.79	-5.00	-21.35
	-0.75	-7.50	0.00	-29.31	0.00	-7.50	-7.50	-7.50	-22.24	-29.31	-23.07	-7.50	-25.53
	-1.00	-10.00	0.00	-31.63	0.00	-10.00	-10.00	-10.00	-23.89	-31.63	-24.41	-10.00	-29.69
	-1.00	-10.00	0.00	-31.63	0.00	-10.00	-10.00	-10.00	-23.89	-31.63	-24.41	-10.00	-29.69
	-1.28	-12.75	0.00	-34.19	0.00	-12.75	-12.75	-12.75	-25.69	-34.19	-25.92	-12.75	-34.23
	-1.55	-15.50	0.00	-36.74	0.00	-15.50	-15.50	-15.50	-27.51	-36.74	-27.49	-15.50	-38.77
	-1.83	-18.25	0.00	-39.29	0.00	-18.25	-18.25	-18.25	-29.38	-39.29	-29.14	-18.25	-43.34
	-2.10	-21.00	0.00	-41.85	0.00	-21.00	-21.00	-21.00	-31.27	-41.85	-30.84	-21.00	-47.91
	-2.10	-21.00	0.00	-41.85	0.00	-21.00	-21.00	-21.00	-31.27	-41.85	-30.84	-21.00	-47.91
	-2.33	-23.25	0.00	-43.94	0.00	-23.25	-20.95	-23.25	-32.84	-43.94	-32.26	-23.25	-49.37
	-2.55	-25.50	0.00	-46.03	0.00	-25.50	-20.89	-25.50	-34.42	-46.03	-33.72	-25.50	-50.86
	-2.78	-27.75	0.00	-48.12	0.00	-27.75	-20.84	-27.75	-36.03	-48.12	-35.21	-27.75	-52.41
	-3.00	-30.00	0.00	-50.21	0.00	-30.00	-20.78	-30.00	-37.51	-50.21	-36.59	-30.00	-53.90
	-3.00	-30.00	0.00	-50.21	0.00	-30.00	-20.78	-30.00	-37.51	-50.21	-36.59	-30.00	-53.90
	-3.23	-32.29	-2.29	-52.34	-2.29	-32.29	-23.02	-32.29	-40.37	-52.34	-39.37	-32.29	-56.75
	-3.46	-34.58	-4.58	-54.47	-4.58	-34.58	-25.26	-34.58	-43.08	-54.47	-41.99	-34.58	-59.45
	-3.69	-36.88	-6.88	-56.60	-6.88	-36.88	-27.49	-36.88	-45.71	-56.60	-44.55	-36.88	-62.06
	-3.92	-39.17	-9.17	-58.73	-9.17	-39.17	-29.73	-39.17	-48.32	-58.73	-47.11	-39.17	-64.64
	-3.92	-39.17	-9.17	-58.73	-9.17	-39.17	-29.73	-39.17	-48.32	-58.73	-47.11	-39.17	-64.64
	-4.15	-41.46	-11.46	-60.86	-11.46	-41.46	-31.97	-41.46	-50.95	-60.86	-49.69	-41.46	-67.22



Autorità Portuale di Taranto

Interventi per il dragaggio di 2,3 M³ di sedimenti in area Molo Polisettoriale e per la realizzazione di un primo lotto della cassa di colmata funzionale all'ampliamento del V Sporgente del Porto di Taranto

Allegati alla relazione di calcolo strutturale allineamento "BC"

Data 05/2016
Rev. B
c.d.c.: C296A
514B



-4.38	-43.75	-13.75	-62.98	-13.75	-43.75	-34.20	-43.75	-53.59	-62.98	-52.29	-43.75	-69.80
-4.60	-46.04	-16.04	-65.11	-16.04	-46.04	-36.44	-46.04	-56.30	-65.11	-54.97	-46.04	-72.40
-4.83	-48.33	-18.33	-67.24	-18.33	-48.33	-38.68	-48.33	-59.11	-67.24	-57.75	-48.33	-74.97
-4.83	-48.33	-18.33	-67.24	-18.33	-48.33	-38.68	-48.33	-59.11	-67.24	-57.75	-48.33	-74.97
-5.06	-50.63	-20.63	-69.37	-20.63	-50.63	-40.91	-50.63	-62.10	-69.37	-60.74	-50.63	-77.79
-5.29	-52.92	-22.92	-71.50	-22.92	-52.92	-43.15	-52.92	-65.07	-71.50	-63.71	-52.92	-80.42
-5.52	-55.21	-25.21	-73.63	-25.21	-55.21	-45.39	-55.21	-68.10	-73.63	-66.76	-55.21	-83.08
-5.75	-57.50	-27.50	-75.76	-27.50	-57.50	-47.62	-57.50	-71.14	-75.76	-69.84	-57.50	-85.82
-5.75	-57.50	-27.50	-75.76	-27.50	-57.50	-47.62	-57.50	-71.14	-75.76	-69.84	-57.50	-85.82
-5.98	-59.79	-29.79	-77.89	-29.79	-59.79	-49.86	-59.79	-74.15	-77.89	-72.91	-59.79	-88.71
-6.21	-62.08	-32.08	-80.02	-32.08	-62.08	-52.10	-62.08	-77.09	-80.02	-75.92	-62.08	-91.71
-6.44	-64.38	-34.38	-82.15	-34.38	-64.38	-54.33	-64.38	-79.88	-82.15	-78.81	-64.38	-94.70
-6.67	-66.67	-36.67	-84.27	-36.67	-66.67	-56.57	-66.67	-82.53	-84.27	-81.59	-66.67	-97.55
-6.67	-66.67	-36.67	-84.27	-36.67	-66.67	-56.57	-66.67	-82.53	-84.27	-81.59	-66.67	-97.55
-6.90	-68.96	-38.96	-86.40	-38.96	-68.96	-58.81	-68.96	-84.99	-86.40	-84.21	-68.96	-100.28
-7.13	-71.25	-41.25	-88.53	-41.25	-71.25	-61.04	-71.25	-87.44	-88.53	-86.85	-71.25	-103.20
-7.35	-73.54	-43.54	-90.66	-43.54	-73.54	-63.28	-73.54	-90.17	-90.66	-89.83	-73.54	-106.23
-7.58	-75.83	-45.83	-92.79	-45.83	-75.83	-65.52	-75.83	-92.93	-92.79	-92.90	-75.83	-109.28
-7.58	-75.83	-45.83	-92.79	-45.83	-75.83	-65.52	-75.83	-92.93	-92.79	-92.90	-75.83	-109.28
-7.81	-78.13	-48.13	-94.92	-48.13	-78.13	-67.75	-78.13	-95.22	-94.92	-95.54	-78.13	-111.23
-8.04	-80.42	-50.42	-97.05	-50.42	-80.42	-69.99	-80.42	-93.65	-97.05	-94.46	-80.42	-110.02
-8.27	-82.71	-52.71	-99.18	-52.71	-82.71	-72.23	-82.71	-91.41	-99.18	-92.71	-82.71	-108.22
-8.50	-85.00	-55.00	-101.31	-55.00	-85.00	-74.46	-85.00	-135.87	-101.31	-155.48	-85.00	-139.32
-8.50	-71.68	-72.02	-62.97	-80.87	-92.83	-40.23	-120.57	-226.16	-45.23	-260.22	-130.18	-197.75
-8.74	-67.67	-82.48	-52.87	-90.41	-98.03	-41.60	-119.83	-205.94	-59.60	-253.88	-124.66	-187.96
-8.98	-72.69	-95.39	-60.01	-99.52	-104.62	-48.47	-122.13	-204.55	-67.75	-250.89	-124.38	-187.94
-9.22	-77.27	-97.82	-62.98	-112.85	-110.53	-53.85	-129.31	-203.45	-76.72	-245.67	-131.37	-186.26
-9.46	-80.14	-102.64	-66.49	-125.56	-113.74	-56.78	-136.48	-198.53	-86.67	-242.87	-138.57	-181.65
-9.46	-81.65	-102.93	-68.47	-126.49	-114.06	-57.11	-139.80	-195.07	-93.45	-240.23	-142.09	-177.52
-9.71	-85.65	-107.42	-71.06	-132.91	-116.77	-63.54	-146.88	-194.39	-103.34	-241.74	-148.44	-174.64
-9.95	-88.88	-113.51	-73.13	-139.63	-118.85	-70.95	-153.31	-193.31	-112.09	-239.20	-155.36	-173.98
-10.19	-92.83	-120.49	-76.06	-146.88	-121.97	-79.20	-161.71	-193.95	-121.88	-238.66	-162.40	-174.71
-10.43	-97.40	-127.18	-78.86	-154.43	-125.47	-87.70	-170.43	-193.66	-133.15	-236.69	-169.86	-174.33
-10.43	-98.29	-126.40	-79.27	-155.22	-125.74	-87.62	-172.56	-191.40	-136.32	-234.00	-171.91	-171.88
-10.67	-102.79	-132.64	-83.00	-162.16	-128.69	-95.81	-179.23	-191.39	-144.35	-232.58	-178.63	-171.41
-10.91	-107.10	-138.76	-86.65	-169.23	-131.98	-103.59	-184.85	-191.51	-150.94	-229.97	-184.82	-171.51
-11.15	-111.40	-144.87	-90.54	-176.15	-135.22	-111.33	-190.14	-192.17	-157.30	-228.23	-190.84	-172.02
-11.39	-115.88	-150.81	-94.48	-183.60	-138.39	-119.08	-196.15	-192.37	-164.69	-226.07	-197.80	-171.83
-11.39	-116.25	-150.65	-94.43	-183.61	-138.44	-119.29	-196.60	-191.26	-165.49	-224.66	-198.39	-170.50
-11.63	-121.14	-156.66	-98.82	-190.00	-142.00	-127.06	-202.19	-190.93	-172.56	-222.37	-204.21	-169.70
-11.88	-125.60	-162.61	-103.08	-196.12	-145.41	-134.51	-207.56	-191.58	-179.06	-220.62	-209.67	-170.08
-12.12	-130.08	-168.33	-107.43	-201.63	-148.86	-141.73	-212.72	-192.73	-185.40	-219.60	-215.13	-170.94
-12.36	-134.88	-173.96	-112.03	-207.11	-152.43	-148.98	-218.16	-193.17	-192.25	-217.78	-220.89	-171.10
-12.36	-135.38	-173.64	-112.50	-206.48	-152.63	-149.20	-218.51	-191.47	-192.95	-215.45	-221.31	-169.18
-12.60	-140.85	-179.39	-117.77	-211.74	-156.78	-156.54	-223.76	-191.40	-199.76	-213.56	-226.79	-168.90
-12.84	-145.69	-185.14	-122.41	-217.46	-160.63	-163.63	-228.75	-191.65	-205.92	-211.58	-231.99	-169.31
-13.08	-150.60	-190.37	-127.04	-222.56	-164.57	-170.25	-233.73	-193.08	-212.07	-211.13	-237.18	-170.75
-13.32	-155.94	-195.73	-132.15	-227.55	-168.78	-177.03	-238.77	-194.00	-218.52	-210.01	-242.48	-171.65
-13.32	-157.15	-194.78	-133.26	-226.40	-169.38	-176.68	-239.37	-192.16	-219.85	-207.40	-243.20	-169.87
-13.56	-163.01	-199.58	-138.84	-231.22	-174.00	-182.96	-244.25	-192.21	-226.17	-205.66	-248.27	-170.18
-13.80	-168.34	-205.11	-143.76	-236.42	-178.42	-189.62	-248.98	-193.20	-232.07	-204.81	-253.14	-171.46
-14.04	-173.84	-210.16	-148.68	-241.22	-183.03	-195.86	-253.85	-194.20	-238.07	-204.02	-258.10	-172.87
-14.29	-179.95	-214.85	-153.92	-245.67	-188.07	-201.84	-258.83	-194.72	-244.39	-202.63	-263.20	-173.92
-14.29	-180.72	-214.23	-154.61	-245.05	-188.56	-201.48	-259.05	-193.46	-244.93	-201.01	-263.43	-172.87
-14.53	-187.52	-218.36	-160.55	-249.89	-194.21	-206.91	-263.97	-192.74	-251.23	-198.52	-268.42	-172.78



Autorità Portuale di Taranto
Interventi per il dragaggio di 2,3 M m³ di sedimenti in area Molo Polisettoriale e per la realizzazione di un primo lotto della cassa di colmata funzionale all'ampliamento del V Sporgente del Porto di Taranto

Allegati alla relazione di calcolo strutturale allineamento "BC"

Data 05/2016
Rev. B
c.d.c.: C296A
514B

-14.77	-193.60	-222.78	-165.69	-254.96	-199.41	-212.44	-268.63	-193.08	-257.00	-197.17	-273.08	-173.83
-15.01	-200.00	-226.31	-170.97	-259.57	-204.95	-217.22	-273.83	-194.61	-263.23	-197.07	-278.25	-175.32
-15.25	-207.28	-228.81	-176.68	-263.87	-211.17	-221.20	-279.10	-195.29	-269.71	-195.98	-283.43	-175.86
-15.25	-209.27	-226.87	-177.92	-262.55	-212.65	-219.91	-279.76	-193.68	-270.89	-193.65	-284.00	-174.06
-15.49	-217.44	-226.52	-184.47	-266.27	-219.70	-221.20	-285.19	-193.20	-277.55	-191.58	-289.24	-173.32
-15.73	-224.85	-226.90	-190.09	-270.29	-226.29	-223.04	-290.58	-194.34	-283.92	-191.28	-294.41	-174.22
-15.97	-232.39	-225.94	-195.92	-274.14	-233.06	-223.26	-296.12	-195.48	-290.40	-191.04	-299.71	-175.04
-16.21	-240.81	-223.28	-202.43	-277.23	-240.66	-221.75	-302.01	-195.21	-297.35	-189.26	-305.30	-174.39
-16.21	-242.07	-219.58	-203.37	-276.09	-241.75	-218.20	-302.51	-193.39	-298.09	-186.96	-305.71	-172.21
-16.46	-250.92	-217.12	-210.82	-279.77	-249.79	-216.60	-308.21	-196.66	-304.90	-188.69	-311.10	-172.21
-16.70	-258.76	-216.36	-217.32	-284.37	-257.08	-216.72	-313.72	-204.81	-311.25	-195.98	-316.32	-173.98
-16.94	-266.52	-216.01	-224.09	-288.13	-264.30	-217.30	-319.44	-217.29	-317.74	-207.67	-321.74	-175.80
-17.18	-274.58	-214.70	-231.54	-291.37	-271.79	-217.08	-325.07	-229.20	-324.24	-218.37	-327.08	-177.44
-17.18	-276.62	-212.90	-233.84	-290.70	-273.56	-215.49	-326.04	-231.08	-325.63	-220.11	-327.87	-177.05
-17.42	-285.00	-211.80	-242.37	-291.91	-281.36	-215.45	-331.83	-243.09	-332.27	-230.81	-333.31	-185.20
-17.66	-291.95	-212.15	-250.05	-294.19	-287.86	-216.71	-337.15	-253.67	-338.28	-240.28	-338.40	-199.31
-17.90	-299.01	-212.66	-258.72	-292.51	-294.50	-218.11	-342.63	-263.88	-344.39	-249.37	-343.61	-216.17
-18.14	-306.58	-212.43	-268.94	-288.38	-301.67	-218.86	-348.50	-274.36	-350.92	-258.69	-349.15	-232.94
-18.14	-307.49	-209.48	-270.98	-281.57	-302.51	-216.26	-348.97	-275.93	-351.54	-259.87	-349.55	-237.61
-18.38	-315.32	-209.35	-283.06	-268.82	-309.91	-217.07	-354.67	-286.37	-357.94	-268.99	-354.89	-254.34
-18.63	-322.34	-210.46	-294.00	-259.34	-316.61	-218.95	-360.14	-295.98	-363.94	-277.49	-360.11	-268.56
-18.87	-329.31	-211.73	-305.31	-251.29	-323.27	-220.95	-365.91	-305.48	-370.19	-285.92	-365.53	-282.21
-19.11	-336.57	-212.35	-317.68	-242.55	-330.27	-222.38	-371.74	-315.30	-376.51	-294.66	-371.13	-296.36
-19.11	-338.30	-211.00	-322.00	-239.33	-331.89	-221.18	-372.90	-316.00	-377.93	-295.17	-372.23	-298.00
-19.35	-345.58	-211.57	-333.54	-231.70	-338.88	-222.53	-378.42	-326.07	-383.96	-304.06	-377.93	-312.38
-19.59	-352.29	-213.45	-343.35	-227.18	-345.35	-225.02	-383.32	-335.38	-389.24	-312.41	-382.98	-324.80
-19.83	-358.98	-215.48	-352.85	-223.28	-351.82	-227.62	-388.50	-344.66	-394.79	-320.77	-388.21	-336.98
-20.07	-365.95	-217.23	-362.81	-218.57	-358.61	-229.97	-393.98	-354.47	-400.63	-329.69	-393.58	-349.87
-20.07	-366.57	-215.74	-364.09	-214.72	-359.21	-228.61	-394.21	-356.01	-400.94	-331.14	-393.83	-352.58
-20.31	-373.63	-217.54	-373.84	-210.66	-366.07	-230.97	-399.76	-366.37	-406.87	-340.57	-399.44	-366.00
-20.55	-380.17	-220.55	-382.42	-209.11	-372.44	-234.41	-405.12	-376.31	-412.52	-349.72	-404.80	-378.26
-20.79	-386.82	-223.84	-390.96	-208.19	-378.93	-238.11	-410.66	-386.63	-418.34	-359.25	-410.33	-390.75
-21.04	-393.85	-227.17	-400.02	-207.33	-385.83	-241.85	-417.48	-397.95	-425.46	-369.94	-417.23	-404.18
-21.04	-395.29	-226.22	-402.31	-204.65	-387.22	-241.04	-417.65	-401.37	-425.76	-373.11	-417.50	-408.64
-21.28	-401.67	-230.67	-410.58	-205.87	-393.47	-245.95	-421.85	-416.61	-430.18	-387.36	-421.60	-425.95
-21.52	-408.42	-234.05	-418.76	-206.43	-400.23	-249.77	-430.46	-428.23	-438.77	-398.14	-430.24	-439.18
-21.76	-416.32	-237.51	-428.09	-208.14	-408.29	-253.92	-451.72	-443.04	-459.95	-411.66	-453.02	-455.53
-22.00	-439.49	-242.37	-453.46	-213.28	-431.61	-259.26	-530.16	-468.36	-537.81	-437.05	-541.65	-481.89
-22.00	-357.31	-331.14	-362.55	-313.02	-355.31	-338.97	-433.99	-402.22	-434.83	-389.70	-444.00	-407.38
-22.23	-324.87	-403.36	-328.01	-394.75	-324.10	-405.91	-368.10	-421.57	-368.25	-417.04	-373.03	-423.68
-22.46	-330.42	-408.61	-334.46	-400.06	-329.45	-411.40	-370.59	-429.74	-371.11	-424.90	-374.78	-432.18
-22.69	-334.12	-416.55	-338.84	-408.17	-332.95	-419.41	-369.20	-440.03	-370.06	-435.03	-372.38	-442.74
-22.92	-337.66	-422.49	-342.91	-413.86	-336.35	-425.37	-368.62	-447.68	-369.73	-442.60	-370.98	-450.65
-22.92	-337.66	-422.49	-342.91	-413.86	-336.35	-425.37	-368.62	-447.68	-369.73	-442.60	-370.98	-450.65
-23.15	-340.97	-428.34	-346.61	-419.70	-339.56	-431.23	-368.32	-454.84	-369.64	-449.72	-369.99	-457.95
-23.38	-344.13	-434.45	-350.06	-425.86	-342.63	-437.32	-368.28	-462.15	-369.75	-457.00	-369.34	-465.37

**Autorità Portuale di Taranto**

Interventi per il dragaggio di 2,3 M m³ di sedimenti in area Molo Polisettoriale e per la realizzazione di un primo lotto della cassa di colmata funzionale all'ampliamento del V Sporgente del Porto di Taranto

Allegati alla relazione di calcolo strutturale allineamento "BC"

Data 05/2016
Rev. B
c.d.c.: C296A
514B

-23.60	-347.14	-440.81	-353.27	-432.26	-345.59	-443.65	-368.65	-469.44	-370.24	-464.31	-369.22	-472.74
-23.83	-350.07	-447.39	-356.33	-438.90	-348.48	-450.18	-369.28	-476.76	-370.94	-471.65	-369.43	-480.08
-23.83	-350.07	-447.39	-356.33	-438.90	-348.48	-450.18	-369.28	-476.76	-370.94	-471.65	-369.43	-480.09
-24.06	-352.89	-454.19	-359.19	-445.78	-351.28	-456.92	-370.17	-484.07	-371.88	-479.01	-369.97	-487.40
-24.29	-355.63	-461.15	-361.93	-452.90	-354.02	-463.82	-371.26	-491.42	-372.98	-486.43	-370.76	-494.73
-24.52	-358.27	-468.30	-364.51	-460.27	-356.67	-470.89	-372.57	-498.76	-374.29	-493.84	-371.83	-502.03
-24.75	-360.85	-475.55	-366.99	-467.77	-359.28	-478.06	-374.04	-506.07	-375.73	-501.24	-373.11	-509.28
-24.75	-360.85	-475.55	-366.99	-467.77	-359.28	-478.06	-374.04	-506.07	-375.73	-501.24	-373.11	-509.28
-24.98	-363.36	-482.93	-369.35	-475.43	-361.82	-485.36	-375.70	-513.33	-377.34	-508.60	-374.61	-516.46
-25.21	-365.81	-490.40	-371.62	-483.20	-364.31	-492.74	-377.50	-520.53	-379.07	-515.92	-376.29	-523.57
-25.44	-368.19	-497.97	-373.79	-491.09	-366.75	-500.23	-379.49	-527.63	-380.97	-523.15	-378.19	-530.57
-25.67	-370.52	-505.63	-375.89	-499.07	-369.15	-507.79	-381.62	-534.62	-383.00	-530.29	-380.26	-537.46
-25.67	-370.52	-505.63	-375.89	-499.08	-369.15	-507.79	-381.62	-534.62	-383.00	-530.29	-380.26	-537.46
-25.90	-372.80	-513.35	-377.89	-507.14	-371.49	-515.42	-383.94	-541.46	-385.19	-537.29	-382.54	-544.18
-26.13	-375.04	-521.17	-379.85	-515.30	-373.81	-523.13	-386.44	-548.14	-387.56	-544.14	-385.02	-550.74
-26.35	-377.19	-529.11	-381.68	-523.58	-376.06	-530.97	-389.15	-554.53	-390.10	-550.74	-387.74	-557.01
-26.58	-379.06	-537.21	-383.21	-532.03	-378.03	-538.95	-391.78	-560.64	-392.55	-557.09	-390.40	-562.99
-26.58	-379.06	-537.21	-383.21	-532.03	-378.03	-538.95	-391.78	-560.65	-392.55	-557.09	-390.40	-562.99
-26.81	-380.59	-545.75	-384.34	-540.94	-379.69	-547.36	-394.39	-566.55	-394.95	-563.29	-393.06	-568.75
-27.04	-381.74	-554.75	-385.04	-550.32	-381.00	-556.20	-397.23	-571.98	-397.52	-569.10	-395.98	-574.01
-27.27	-376.30	-567.02	-378.86	-563.21	-375.82	-568.18	-392.03	-578.17	-391.99	-575.96	-390.98	-579.90
-27.50	-398.43	-363.69	-410.18	-342.05	-398.14	-368.51	-457.40	-362.41	-452.69	-355.62	-451.66	-370.68
-27.50	-724.38	-174.57	-748.04	-133.88	-722.20	-184.80	-806.95	-211.33	-801.15	-195.09	-795.23	-227.38
-27.74	-691.79	-216.17	-714.70	-179.20	-688.52	-225.99	-747.97	-272.38	-745.77	-257.07	-737.34	-287.74
-27.98	-691.73	-266.98	-714.23	-230.85	-687.89	-276.94	-746.24	-336.91	-746.00	-320.77	-735.94	-353.17
-28.22	-693.28	-307.10	-715.17	-272.52	-689.21	-316.95	-739.00	-388.27	-739.79	-371.71	-729.05	-404.72
-28.45	-698.50	-350.72	-719.96	-318.39	-694.20	-360.30	-738.72	-439.48	-740.50	-422.82	-728.82	-455.76
-28.45	-702.66	-358.35	-723.79	-327.05	-698.44	-367.71	-744.21	-449.75	-745.81	-433.27	-734.31	-465.64
-28.69	-700.80	-394.14	-720.67	-364.94	-696.64	-403.17	-732.79	-493.29	-734.83	-476.89	-723.38	-508.64
-28.93	-715.81	-423.95	-734.88	-396.41	-711.72	-432.70	-749.87	-529.01	-752.09	-512.65	-740.64	-543.94
-29.17	-721.78	-451.60	-739.84	-425.66	-717.83	-460.04	-748.59	-560.95	-750.91	-544.76	-739.78	-575.35
-29.41	-727.38	-480.83	-744.29	-456.82	-723.60	-488.86	-754.76	-593.08	-757.10	-577.25	-746.34	-606.71
-29.41	-725.94	-489.12	-742.38	-465.80	-722.24	-496.99	-753.13	-602.49	-755.42	-586.78	-744.89	-615.84
-29.65	-733.59	-515.81	-748.98	-494.22	-730.09	-523.31	-760.81	-631.23	-763.01	-615.89	-752.97	-643.83
-29.89	-739.62	-539.28	-754.06	-519.04	-736.31	-546.47	-767.03	-656.31	-769.14	-641.26	-759.57	-668.32
-30.13	-745.80	-561.72	-759.32	-542.79	-742.67	-568.60	-772.87	-679.62	-774.86	-664.89	-765.79	-691.02
-30.36	-751.93	-585.79	-764.38	-568.38	-749.04	-592.29	-777.92	-703.55	-779.73	-689.28	-771.28	-714.17
-30.36	-751.47	-589.01	-763.68	-571.94	-748.64	-595.43	-777.39	-706.47	-779.13	-692.32	-770.86	-716.90
-30.60	-758.13	-611.62	-769.33	-595.96	-755.54	-617.69	-784.88	-728.88	-786.39	-715.17	-778.75	-738.57
-30.84	-764.77	-631.36	-775.13	-616.79	-762.37	-637.16	-792.34	-748.42	-793.67	-735.05	-786.57	-757.53
-31.08	-771.07	-650.29	-780.63	-636.74	-768.86	-655.83	-797.80	-766.79	-798.96	-753.77	-792.39	-775.33
-31.32	-777.25	-670.31	-785.91	-657.93	-775.26	-675.53	-804.11	-785.61	-805.04	-773.02	-799.11	-793.47
-31.32	-776.11	-674.10	-784.34	-662.16	-774.24	-679.19	-803.37	-788.43	-804.13	-776.04	-798.55	-796.00
-31.56	-782.20	-692.95	-789.60	-682.07	-780.54	-697.76	-810.26	-806.13	-810.78	-794.14	-805.81	-813.08
-31.80	-788.80	-709.72	-795.51	-699.67	-787.31	-714.31	-817.66	-822.01	-817.98	-810.34	-813.52	-828.46
-32.03	-795.34	-725.78	-801.40	-716.52	-794.01	-730.17	-824.96	-837.02	-825.07	-825.66	-821.10	-842.99
-32.27	-801.47	-742.40	-806.80	-734.01	-800.34	-746.55	-831.97	-852.04	-831.83	-841.05	-828.45	-857.45
-32.27	-800.90	-745.74	-806.04	-737.70	-799.81	-749.79	-831.60	-854.57	-831.38	-843.73	-828.15	-859.73
-32.51	-806.75	-761.25	-811.21	-753.97	-805.85	-765.09	-838.26	-868.69	-837.80	-858.17	-835.12	-873.35

**Autorità Portuale di Taranto**

Interventi per il dragaggio di 2,3 M m³ di sedimenti in area Molo Polisettoriale e per la realizzazione di un primo lotto della cassa di colmata funzionale all'ampliamento del V Sporgente del Porto di Taranto

Allegati alla relazione di calcolo strutturale allineamento "BC"

Data 05/2016
Rev. B
c.d.c.: C296A
514B

-32.75	-812.92	-775.37	-816.82	-768.70	-812.16	-779.03	-845.14	-881.72	-844.49	-871.46	-842.25	-885.98
-32.99	-819.05	-788.80	-822.44	-782.70	-818.42	-792.32	-852.00	-893.99	-851.16	-883.97	-849.34	-897.85
-33.23	-825.02	-802.41	-827.83	-796.91	-824.54	-805.74	-859.18	-906.03	-858.13	-896.30	-856.77	-909.45
-33.23	-823.77	-803.49	-826.28	-798.11	-823.37	-806.78	-858.73	-906.73	-857.52	-897.05	-856.40	-910.04
-33.47	-829.44	-816.27	-831.41	-811.41	-829.19	-819.41	-866.02	-918.10	-864.59	-908.67	-863.86	-921.00
-33.70	-835.61	-827.92	-837.14	-823.46	-835.46	-830.93	-873.46	-928.65	-871.86	-919.41	-871.41	-931.22
-33.94	-841.69	-838.90	-842.81	-834.80	-841.64	-841.80	-880.71	-938.48	-878.95	-929.43	-878.72	-940.75
-34.18	-847.28	-849.89	-847.92	-846.17	-847.36	-852.67	-887.55	-948.17	-885.59	-939.32	-885.64	-950.08
-34.18	-846.61	-851.22	-847.12	-847.62	-846.71	-853.94	-887.18	-949.02	-885.15	-940.22	-885.29	-950.76
-34.42	-851.78	-861.39	-851.83	-858.08	-852.00	-863.99	-893.72	-958.08	-891.48	-949.44	-891.87	-959.49
-34.66	-857.46	-871.02	-857.13	-867.95	-857.77	-873.54	-900.57	-966.87	-898.17	-958.37	-898.75	-968.02
-34.90	-862.97	-880.23	-862.27	-877.36	-863.35	-882.66	-907.33	-975.26	-904.79	-966.89	-905.53	-976.17
-35.14	-868.06	-889.52	-866.92	-886.84	-868.53	-891.85	-913.85	-983.75	-911.12	-975.48	-912.15	-984.36
-35.14	-866.36	-889.99	-864.96	-887.31	-866.89	-892.31	-912.85	-984.24	-909.96	-975.95	-911.23	-984.76
-35.38	-871.31	-899.39	-869.44	-896.88	-871.94	-901.62	-919.69	-993.14	-916.59	-984.93	-918.13	-993.37
-35.61	-876.64	-908.39	-874.36	-906.01	-877.33	-910.55	-926.42	-1001.84	-923.15	-993.68	-925.07	-1001.84
-35.85	-881.71	-916.85	-879.03	-914.73	-882.47	-918.95	-931.97	-1010.02	-928.51	-1001.91	-931.02	-1009.78
-36.09	-885.97	-926.15	-882.75	-924.08	-886.82	-928.18	-936.28	-1019.39	-932.58	-1011.28	-935.83	-1018.86
-36.09	-884.85	-927.87	-881.45	-925.69	-885.74	-929.91	-935.41	-1022.06	-931.59	-1013.79	-934.94	-1021.34
-36.33	-886.41	-938.37	-882.30	-936.41	-887.40	-940.38	-937.24	-1033.31	-933.11	-1024.97	-936.85	-1032.26
-36.57	-890.56	-950.08	-885.88	-948.20	-891.63	-952.04	-941.30	-1045.77	-936.97	-1037.37	-941.02	-1044.44
-36.81	-893.57	-962.24	-888.35	-959.99	-894.68	-964.15	-943.58	-1058.87	-939.18	-1050.40	-943.45	-1057.23
-37.05	-891.75	-977.99	-885.55	-975.87	-893.01	-979.90	-942.32	-1076.57	-937.49	-1067.90	-942.32	-1074.48
-37.05	-881.54	-981.87	-874.50	-980.10	-882.95	-983.84	-933.63	-1081.94	-928.22	-1073.05	-933.58	-1079.68
-37.28	-878.24	-1005.01	-870.12	-1001.74	-879.69	-1006.92	-927.69	-1107.94	-922.40	-1098.83	-928.07	-1105.10
-37.52	-855.86	-1030.52	-846.02	-1027.15	-857.49	-1032.49	-904.02	-1137.56	-898.37	-1128.00	-904.85	-1134.06
-37.76	-803.65	-1070.28	-791.08	-1066.47	-805.48	-1072.37	-847.93	-1184.25	-841.97	-1173.97	-849.53	-1179.71
-38.00	-700.05	-1140.66	-682.97	-1133.97	-702.25	-1142.73	-737.43	-1267.72	-731.10	-1256.37	-740.24	-1261.29

-272.43	-193.33	-275.98	-204.73	-241.18	-229.64	-277.00	-181.63	-262.42	-212.57	-254.65	-187.94
-272.76	-192.17	-276.36	-203.77	-241.62	-228.60	-277.39	-180.62	-262.69	-211.62	-255.04	-186.83
-278.26	-191.75	-282.12	-204.17	-247.49	-228.47	-283.22	-180.91	-267.94	-211.89	-260.76	-186.82
-283.30	-192.51	-287.40	-205.51	-252.82	-229.06	-288.56	-182.25	-272.79	-213.06	-265.95	-187.85
-288.86	-193.66	-293.20	-207.27	-258.53	-230.11	-294.41	-183.91	-278.07	-214.71	-271.55	-189.23
-294.42	-193.96	-299.02	-208.34	-264.47	-230.42	-300.30	-184.83	-283.34	-215.54	-277.26	-189.73
-295.06	-191.99	-299.76	-206.72	-265.36	-228.55	-301.05	-183.14	-283.86	-213.91	-278.03	-187.78
-300.58	-190.81	-305.54	-206.51	-271.29	-227.75	-306.89	-182.79	-289.14	-213.49	-283.75	-187.10
-305.87	-191.24	-311.04	-207.55	-276.87	-227.97	-312.41	-183.88	-294.19	-214.32	-289.14	-187.80
-311.33	-191.77	-316.74	-208.69	-282.62	-228.27	-318.15	-185.05	-299.41	-215.28	-294.69	-188.55
-317.05	-190.99	-322.73	-208.74	-288.76	-227.42	-324.17	-185.03	-304.84	-215.16	-300.55	-187.91
-317.45	-188.59	-323.18	-206.77	-289.30	-225.19	-324.63	-183.02	-305.15	-213.13	-301.01	-185.64
-322.94	-188.16	-328.97	-207.29	-295.33	-224.96	-330.45	-183.48	-310.38	-213.40	-306.75	-185.58
-328.19	-190.18	-334.46	-210.01	-300.94	-226.92	-335.97	-186.17	-315.46	-215.78	-312.11	-187.82
-333.68	-191.75	-340.26	-212.20	-306.77	-228.24	-341.79	-188.38	-320.75	-217.57	-317.70	-189.52
-339.07	-192.12	-345.99	-213.38	-312.75	-228.42	-347.54	-189.51	-325.96	-218.31	-323.31	-189.98
-339.84	-190.89	-346.90	-212.39	-313.86	-227.22	-348.46	-188.48	-326.57	-217.19	-324.25	-188.76
-345.32	-190.36	-352.75	-212.92	-319.93	-226.84	-354.34	-188.91	-331.87	-216.99	-329.99	-188.60
-350.41	-191.18	-358.17	-214.45	-325.49	-227.43	-359.76	-190.44	-336.83	-217.78	-335.26	-189.58
-355.68	-192.04	-363.82	-216.03	-331.24	-228.07	-365.42	-192.12	-342.00	-218.72	-340.71	-190.60
-361.24	-192.03	-369.85	-216.98	-337.49	-227.96	-371.46	-193.14	-347.49	-218.92	-346.55	-190.70
-361.60	-190.11	-370.28	-215.63	-338.02	-226.17	-371.90	-191.77	-347.80	-217.10	-346.99	-188.88
-366.91	-190.28	-376.06	-216.91	-344.06	-226.48	-377.68	-193.31	-353.04	-217.58	-352.64	-189.34
-372.14	-190.84	-381.64	-218.14	-349.80	-226.70	-383.25	-195.02	-358.18	-218.21	-358.03	-190.02
-377.53	-192.06	-387.59	-220.11	-355.82	-227.68	-389.20	-197.39	-363.64	-219.34	-363.69	-191.32
-383.21	-193.73	-393.81	-222.80	-362.29	-229.19	-395.40	-200.20	-369.38	-220.19	-369.69	-193.11
-384.21	-192.57	-395.02	-222.07	-363.73	-228.20	-396.61	-199.71	-370.31	-219.43	-370.94	-192.15
-389.64	-199.27	-401.06	-229.70	-370.00	-234.59	-402.64	-205.52	-375.87	-220.84	-376.76	-198.82
-394.91	-206.17	-406.80	-236.06	-375.89	-239.86	-408.36	-210.20	-381.16	-221.54	-382.25	-204.83
-400.58	-221.61	-413.10	-251.52	-382.24	-254.62	-414.64	-220.17	-387.02	-225.70	-388.18	-219.15
-406.86	-243.23	-420.14	-273.37	-389.49	-275.64	-421.64	-232.05	-393.58	-230.27	-394.86	-240.42
-407.42	-253.96	-420.94	-284.66	-390.42	-286.45	-422.43	-238.56	-394.21	-232.02	-395.70	-251.31
-413.91	-283.25	-428.06	-315.60	-397.73	-316.12	-429.55	-264.35	-401.04	-242.63	-402.47	-280.86
-420.17	-306.34	-435.34	-340.70	-405.04	-340.27	-436.81	-287.62	-407.82	-253.35	-409.27	-304.25
-427.12	-328.80	-442.36	-365.02	-412.08	-363.53	-443.81	-312.91	-414.79	-266.79	-415.75	-326.83
-436.77	-353.85	-454.42	-391.41	-423.82	-388.69	-456.02	-340.61	-427.67	-286.40	-426.87	-351.93
-439.49	-364.08	-457.87	-401.83	-427.16	-398.44	-459.73	-352.86	-432.20	-298.42	-429.97	-361.95
-444.64	-392.26	-458.56	-431.90	-428.53	-426.42	-460.07	-384.99	-431.77	-327.77	-430.45	-389.04
-454.01	-412.12	-469.13	-454.35	-441.18	-447.26	-469.99	-407.74	-441.65	-347.13	-442.30	-408.25
-489.20	-433.18	-518.10	-478.56	-486.80	-469.58	-519.20	-431.24	-482.17	-370.65	-486.89	-428.18
-678.11	-466.32	-806.90	-513.32	-754.45	-502.18	-816.26	-467.30	-770.46	-409.91	-752.32	-459.70
-547.53	-403.92	-652.82	-428.14	-615.35	-425.32	-660.92	-401.00	-641.04	-367.05	-611.18	-403.97
-426.54	-439.55	-508.60	-449.91	-495.41	-449.19	-520.45	-438.08	-577.41	-423.43	-493.52	-440.44
-426.20	-447.41	-501.33	-458.21	-487.13	-457.40	-511.96	-445.94	-554.79	-431.67	-485.49	-448.22
-418.60	-458.24	-486.64	-468.95	-472.70	-467.97	-495.81	-456.79	-529.27	-443.35	-471.22	-458.74
-413.16	-466.69	-478.26	-477.16	-464.64	-476.05	-486.52	-465.21	-515.86	-452.55	-463.19	-466.88
-413.16	-466.69	-478.26	-477.16	-464.64	-476.05	-486.52	-465.21	-515.86	-452.55	-463.19	-466.88
-408.36	-474.96	-469.18	-484.96	-456.01	-483.74	-476.55	-473.26	-502.52	-461.25	-454.56	-474.70



Autorità Portuale di Taranto
Interventi per il dragaggio di 2,3 M m³ di sedimenti in area Molo Polisettoriale e per la realizzazione di un primo lotto della cassa di colmanta funzionale all'ampliamento del V Sporgente del Porto di Taranto

Allegati alla relazione di calcolo strutturale allineamento "BC"

Data 05/2016
Rev. B
c.d.c.: C296A
514B

-272.43	-193.33	-275.98	-204.73	-241.18	-229.64	-277.00	-181.63	-262.42	-212.57	-254.65	-187.94
-272.76	-192.17	-276.36	-203.77	-241.62	-228.60	-277.39	-180.62	-262.69	-211.62	-255.04	-186.83
-278.26	-191.75	-282.12	-204.17	-247.49	-228.47	-283.22	-180.91	-267.94	-211.89	-260.76	-186.82
-283.30	-192.51	-287.40	-205.51	-252.82	-229.06	-288.56	-182.25	-272.79	-213.06	-265.95	-187.85
-288.86	-193.66	-293.20	-207.27	-258.53	-230.11	-294.41	-183.91	-278.07	-214.71	-271.55	-189.23
-294.42	-193.96	-299.02	-208.34	-264.47	-230.42	-300.30	-184.83	-283.34	-215.54	-277.26	-189.73
-295.06	-191.99	-299.76	-206.72	-265.36	-228.55	-301.05	-183.14	-283.86	-213.91	-278.03	-187.78
-300.58	-190.81	-305.54	-206.51	-271.29	-227.75	-306.89	-182.79	-289.14	-213.49	-283.75	-187.10
-305.87	-191.24	-311.04	-207.55	-276.87	-227.97	-312.41	-183.88	-294.19	-214.32	-289.14	-187.80
-311.33	-191.77	-316.74	-208.69	-282.62	-228.27	-318.15	-185.05	-299.41	-215.28	-294.69	-188.55
-317.05	-190.99	-322.73	-208.74	-288.76	-227.42	-324.17	-185.03	-304.84	-215.16	-300.55	-187.91
-317.45	-188.59	-323.18	-206.77	-289.30	-225.19	-324.63	-183.02	-305.15	-213.13	-301.01	-185.64
-322.94	-188.16	-328.97	-207.29	-295.33	-224.96	-330.45	-183.48	-310.38	-213.40	-306.75	-185.58
-328.19	-190.18	-334.46	-210.01	-300.94	-226.92	-335.97	-186.17	-315.46	-215.78	-312.11	-187.82
-333.68	-191.75	-340.26	-212.20	-306.77	-228.24	-341.79	-188.38	-320.75	-217.57	-317.70	-189.52
-339.07	-192.12	-345.99	-213.38	-312.75	-228.42	-347.54	-189.51	-325.96	-218.31	-323.31	-189.98
-339.84	-190.89	-346.90	-212.39	-313.86	-227.22	-348.46	-188.48	-326.57	-217.19	-324.25	-188.76
-345.32	-190.36	-352.75	-212.92	-319.93	-226.84	-354.34	-188.91	-331.87	-216.99	-329.99	-188.60
-350.41	-191.18	-358.17	-214.45	-325.49	-227.43	-359.76	-190.44	-336.83	-217.78	-335.26	-189.58
-355.68	-192.04	-363.82	-216.03	-331.24	-228.07	-365.42	-192.12	-342.00	-218.72	-340.71	-190.60
-361.24	-192.03	-369.85	-216.98	-337.49	-227.96	-371.46	-193.14	-347.49	-218.92	-346.55	-190.70
-361.60	-190.11	-370.28	-215.63	-338.02	-226.17	-371.90	-191.77	-347.80	-217.10	-346.99	-188.88
-366.91	-190.28	-376.06	-216.91	-344.06	-226.48	-377.68	-193.31	-353.04	-217.58	-352.64	-189.34
-372.14	-190.84	-381.64	-218.14	-349.80	-226.70	-383.25	-195.02	-358.18	-218.21	-358.03	-190.02
-377.53	-192.06	-387.59	-220.11	-355.82	-227.68	-389.20	-197.39	-363.64	-219.34	-363.69	-191.32
-383.21	-193.73	-393.81	-222.80	-362.29	-229.19	-395.40	-200.20	-369.38	-220.19	-369.69	-193.11
-384.21	-192.57	-395.02	-222.07	-363.73	-228.20	-396.61	-199.71	-370.31	-219.43	-370.94	-192.15
-389.64	-199.27	-401.06	-229.70	-370.00	-234.59	-402.64	-205.52	-375.87	-220.84	-376.76	-198.82
-394.91	-206.17	-406.80	-236.06	-375.89	-239.86	-408.36	-210.20	-381.16	-221.54	-382.25	-204.83
-400.58	-221.61	-413.10	-251.52	-382.24	-254.62	-414.64	-220.17	-387.02	-225.70	-388.18	-219.15
-406.86	-243.23	-420.14	-273.37	-389.49	-275.64	-421.64	-232.05	-393.58	-230.27	-394.86	-240.42
-407.42	-253.96	-420.94	-284.66	-390.42	-286.45	-422.43	-238.56	-394.21	-232.02	-395.70	-251.31
-413.91	-283.25	-428.06	-315.60	-397.73	-316.12	-429.55	-264.35	-401.04	-242.63	-402.47	-280.86
-420.17	-306.34	-435.34	-340.70	-405.04	-340.27	-436.81	-287.62	-407.82	-253.35	-409.27	-304.25
-427.12	-328.80	-442.36	-365.02	-412.08	-363.53	-443.81	-312.91	-414.79	-266.79	-415.75	-326.83
-436.77	-353.85	-454.42	-391.41	-423.82	-388.69	-456.02	-340.61	-427.67	-286.40	-426.87	-351.93
-439.49	-364.08	-457.87	-401.83	-427.16	-398.44	-459.73	-352.86	-432.20	-298.42	-429.97	-361.95
-444.64	-392.26	-458.56	-431.90	-428.53	-426.42	-460.07	-384.99	-431.77	-327.77	-430.45	-389.04
-454.01	-412.12	-469.13	-454.35	-441.18	-447.26	-469.99	-407.74	-441.65	-347.13	-442.30	-408.25
-489.20	-433.18	-518.10	-478.56	-486.80	-469.58	-519.20	-431.24	-482.17	-370.65	-486.89	-428.18
-678.11	-466.32	-806.90	-513.32	-754.45	-502.18	-816.26	-467.30	-770.46	-409.91	-752.32	-459.70
-547.53	-403.92	-652.82	-428.14	-615.35	-425.32	-660.92	-401.00	-641.04	-367.05	-611.18	-403.97
-426.54	-439.55	-508.60	-449.91	-495.41	-449.19	-520.45	-438.08	-577.41	-423.43	-493.52	-440.44
-426.20	-447.41	-501.33	-458.21	-487.13	-457.40	-511.96	-445.94	-554.79	-431.67	-485.49	-448.22
-418.60	-458.24	-486.64	-468.95	-472.70	-467.97	-495.81	-456.79	-529.27	-443.35	-471.22	-458.74
-413.16	-466.69	-478.26	-477.16	-464.64	-476.05	-486.52	-465.21	-515.86	-452.55	-463.19	-466.88
-413.16	-466.69	-478.26	-477.16	-464.64	-476.05	-486.52	-465.21	-515.86	-452.55	-463.19	-466.88
-408.36	-474.96	-469.18	-484.96	-456.01	-483.74	-476.55	-473.26	-502.52	-461.25	-454.56	-474.70

**Autorità Portuale di Taranto**

Interventi per il dragaggio di 2,3 M m³ di sedimenti in area Molo Polisettoriale e per la realizzazione di un primo lotto della cassa di colmata funzionale all'ampliamento del V Sporgente del Porto di Taranto

Allegati alla relazione di calcolo strutturale allineamento "BC"

Data 05/2016
Rev. B
c.d.c.: C296A
514B



-404.30	-483.45	-461.49	-492.95	-448.77	-491.60	-468.06	-481.47	-491.69	-470.02	-447.28	-482.74
-401.28	-491.99	-455.33	-500.97	-443.04	-499.51	-461.20	-489.71	-483.31	-478.68	-441.46	-490.87
-398.84	-500.61	-450.06	-508.93	-438.20	-507.39	-455.29	-497.95	-476.22	-487.26	-436.49	-498.99
-398.84	-500.61	-450.06	-508.93	-438.20	-507.39	-455.29	-497.95	-476.22	-487.26	-436.49	-499.00
-397.06	-508.89	-445.77	-517.29	-434.33	-515.68	-450.44	-506.20	-470.49	-495.70	-432.47	-507.57
-395.74	-517.03	-442.23	-525.37	-431.18	-523.70	-446.37	-514.62	-465.67	-504.10	-429.14	-515.89
-394.98	-524.94	-439.51	-533.23	-428.82	-531.53	-443.16	-523.12	-461.80	-512.38	-426.57	-524.07
-394.65	-532.72	-437.36	-540.86	-427.03	-539.13	-440.56	-531.39	-458.56	-520.57	-424.54	-532.04
-394.65	-532.72	-437.36	-540.86	-427.03	-539.13	-440.56	-531.39	-458.56	-520.57	-424.54	-532.04
-394.79	-540.30	-435.78	-548.15	-425.77	-546.42	-438.56	-539.40	-455.97	-528.63	-423.01	-539.74
-395.27	-547.74	-434.63	-555.25	-424.92	-553.54	-437.01	-547.07	-453.88	-536.61	-421.86	-547.29
-396.18	-554.95	-433.99	-562.07	-424.56	-560.39	-436.00	-554.39	-452.35	-544.47	-421.16	-554.63
-397.38	-561.97	-433.68	-568.63	-424.51	-567.00	-435.34	-561.41	-451.17	-552.25	-420.74	-561.77
-397.38	-561.97	-433.68	-568.63	-424.51	-567.00	-435.34	-561.41	-451.17	-552.25	-420.74	-561.77
-398.96	-568.74	-433.76	-574.90	-424.84	-573.35	-435.09	-568.14	-450.39	-560.03	-420.65	-568.71
-400.87	-575.26	-434.18	-580.87	-425.48	-579.43	-435.19	-574.55	-449.96	-567.51	-420.85	-575.43
-403.16	-581.39	-434.92	-586.37	-426.44	-585.07	-435.63	-580.47	-449.85	-574.60	-421.30	-581.80
-405.47	-587.09	-435.52	-591.34	-427.27	-590.22	-435.93	-585.91	-449.63	-581.24	-421.58	-587.78
-405.47	-587.09	-435.52	-591.34	-427.27	-590.22	-435.93	-585.91	-449.63	-581.24	-421.58	-587.78
-407.81	-592.59	-435.86	-595.96	-427.87	-595.08	-435.98	-591.03	-448.44	-587.74	-421.61	-593.60
-410.78	-597.46	-436.81	-599.95	-429.12	-599.40	-436.63	-595.71	-446.96	-594.36	-422.23	-599.03
-404.37	-603.32	-425.48	-604.81	-418.66	-604.79	-425.03	-601.99	-436.20	-602.81	-411.58	-605.76
-468.52	-373.17	-493.20	-378.66	-443.09	-385.97	-485.21	-377.57	-486.42	-387.70	-385.90	-404.37
-810.37	-208.69	-834.35	-220.24	-754.01	-221.75	-815.09	-221.21	-796.18	-234.00	-653.46	-251.91
-738.68	-245.76	-730.19	-244.61	-681.39	-228.56	-707.06	-235.89	-668.13	-262.15	-593.65	-251.21
-744.57	-321.16	-730.72	-328.08	-698.14	-300.91	-706.69	-312.56	-667.36	-317.73	-617.97	-321.87
-740.02	-386.24	-730.74	-403.20	-708.58	-366.39	-703.59	-390.31	-663.79	-361.54	-633.61	-385.17
-743.67	-449.38	-735.60	-472.59	-723.90	-426.23	-704.25	-462.22	-664.28	-419.27	-652.83	-442.30
-748.07	-460.84	-740.95	-487.44	-730.95	-439.23	-707.45	-481.44	-664.70	-436.26	-660.18	-453.58
-736.87	-513.27	-739.85	-546.98	-737.18	-491.40	-703.37	-546.47	-669.94	-507.76	-670.96	-502.05
-752.53	-552.73	-754.10	-592.02	-756.03	-530.69	-714.37	-595.11	-679.10	-562.14	-691.95	-538.65
-748.87	-587.59	-756.35	-631.81	-761.87	-566.10	-714.96	-637.71	-686.71	-612.38	-700.66	-571.35
-755.38	-619.44	-766.08	-669.92	-774.90	-600.92	-722.56	-678.10	-697.22	-661.73	-716.26	-603.20
-753.96	-628.80	-768.45	-683.67	-778.24	-612.99	-724.32	-693.23	-699.91	-681.08	-720.51	-613.96
-760.38	-658.75	-775.27	-719.04	-787.23	-646.24	-729.87	-730.20	-709.74	-727.29	-732.11	-644.02
-769.07	-684.87	-785.00	-748.07	-798.15	-673.37	-738.51	-760.11	-721.87	-763.88	-744.90	-668.64
-776.00	-708.92	-792.79	-774.23	-806.66	-698.46	-745.76	-786.83	-732.59	-795.92	-755.28	-691.36
-781.10	-733.12	-799.28	-799.24	-813.52	-723.06	-751.98	-812.06	-743.90	-826.34	-764.20	-713.41
-780.22	-735.86	-798.87	-802.10	-813.07	-726.06	-751.58	-814.83	-744.70	-830.84	-764.20	-715.81
-788.65	-758.66	-807.92	-825.56	-822.10	-749.59	-760.49	-838.42	-756.04	-859.68	-775.08	-736.77
-797.67	-778.35	-817.48	-844.83	-831.35	-768.95	-770.06	-857.70	-767.73	-882.35	-785.77	-754.14
-803.69	-796.65	-825.26	-861.71	-838.64	-786.42	-778.12	-874.87	-778.08	-902.52	-794.47	-769.80
-810.09	-815.06	-832.51	-876.28	-845.08	-801.76	-785.96	-890.12	-789.58	-922.03	-802.57	-783.10
-809.49	-817.24	-832.05	-876.96	-844.03	-803.25	-785.85	-888.39	-791.86	-924.11	-802.32	-783.91
-817.48	-834.62	-841.85	-892.95	-852.80	-820.53	-796.09	-902.20	-803.58	-942.38	-812.39	-799.40
-824.55	-850.16	-848.99	-908.03	-858.95	-836.73	-803.84	-915.89	-812.79	-957.66	-819.73	-814.14
-831.72	-864.70	-856.54	-921.81	-865.43	-851.80	-812.02	-928.30	-821.95	-971.63	-827.29	-827.89
-839.07	-878.95	-864.63	-934.93	-872.08	-866.63	-820.96	-939.89	-830.59	-984.35	-835.18	-841.29
-838.89	-880.98	-864.73	-935.99	-871.79	-868.49	-821.30	-940.05	-830.82	-986.11	-835.19	-842.52
-845.97	-894.45	-873.04	-948.50	-878.69	-882.66	-830.45	-951.10	-840.02	-998.43	-843.21	-855.42
-852.92	-906.93	-880.95	-960.38	-885.39	-895.97	-839.13	-961.84	-849.31	-1009.46	-850.83	-867.68
-860.21	-918.61	-888.99	-971.36	-892.18	-908.43	-847.94	-971.66	-857.10	-1019.75	-858.46	-879.20
-868.10	-929.81	-897.43	-981.56	-899.07	-920.47	-857.28	-980.40	-865.15	-1028.73	-866.31	-890.26
-867.61	-930.23	-897.23	-981.57	-898.03	-920.96	-857.63	-980.00	-864.84	-1028.28	-865.83	-890.52



Autorità Portuale di Taranto

Interventi per il dragaggio di 2,3 M m³ di sedimenti in area Molo Polisettoriale e per la realizzazione di un primo lotto della cassa di colmata funzionale all'ampliamento del V Sporgente del Porto di Taranto

Allegati alla relazione di calcolo strutturale allineamento "BC"

Data 05/2016
Rev. B
c.d.c.: C296A
514B

-874.43	-940.89	-904.73	-991.34	-904.10	-932.46	-866.04	-988.43	-874.60	-1036.81	-872.83	-901.11
-882.36	-950.88	-913.13	-1000.71	-911.26	-943.26	-875.20	-996.73	-882.66	-1045.08	-880.72	-911.21
-890.15	-960.17	-921.30	-1009.41	-918.23	-953.37	-884.15	-1004.37	-890.51	-1052.87	-888.37	-920.68
-897.52	-969.23	-929.15	-1017.73	-924.65	-963.37	-892.96	-1011.43	-898.55	-1059.59	-895.65	-929.96
-897.16	-969.73	-928.86	-1017.63	-924.03	-964.03	-892.93	-1010.69	-898.54	-1058.04	-895.30	-930.26
-903.76	-978.37	-936.06	-1025.73	-929.91	-973.67	-901.03	-1017.63	-907.16	-1064.20	-902.02	-939.19
-910.61	-986.90	-943.26	-1033.96	-936.04	-983.17	-908.99	-1024.91	-915.47	-1070.94	-908.84	-948.09
-917.69	-995.11	-951.20	-1041.96	-942.93	-992.39	-917.65	-1031.99	-923.99	-1077.75	-916.37	-956.74
-925.66	-1003.47	-961.11	-1050.00	-951.65	-1001.89	-928.42	-1038.95	-934.76	-1082.81	-925.90	-965.55
-925.12	-1003.95	-960.97	-1050.28	-950.98	-1002.53	-928.77	-1038.94	-934.44	-1079.91	-925.88	-965.98
-931.12	-1013.02	-966.34	-1059.29	-955.32	-1012.87	-935.04	-1046.93	-939.13	-1085.79	-931.22	-975.54
-937.96	-1022.00	-974.91	-1068.39	-963.00	-1023.03	-944.28	-1055.22	-948.27	-1094.19	-939.63	-985.02
-944.33	-1030.55	-982.74	-1077.09	-969.96	-1032.77	-952.78	-1063.14	-956.22	-1102.33	-947.38	-994.11
-950.87	-1040.50	-990.56	-1087.16	-976.78	-1044.03	-961.40	-1072.30	-963.58	-1111.75	-955.37	-1004.55
-950.27	-1043.71	-989.59	-1090.21	-975.65	-1047.68	-960.72	-1074.95	-961.85	-1113.58	-954.76	-1007.69
-954.97	-1056.18	-995.35	-1103.09	-980.52	-1061.71	-967.35	-1087.00	-967.42	-1127.40	-961.04	-1020.56
-962.03	-1069.78	-1002.77	-1117.15	-987.19	-1076.66	-975.43	-1100.37	-972.70	-1142.89	-968.90	-1034.53
-969.37	-1084.29	-1013.30	-1132.28	-996.94	-1092.65	-986.51	-1114.79	-985.06	-1160.00	-979.64	-1049.39
-970.80	-1104.04	-1007.47	-1152.28	-990.95	-1113.83	-982.39	-1134.05	-978.02	-1182.70	-976.19	-1069.13
-963.45	-1110.02	-996.38	-1157.97	-980.01	-1119.80	-972.34	-1139.60	-966.98	-1188.70	-967.91	-1074.64
-982.86	-1139.38	-1047.10	-1188.06	-1029.53	-1151.14	-1023.18	-1168.97	-1018.12	-1224.99	-1020.05	-1103.64
-969.81	-1172.27	-1050.68	-1221.43	-1031.92	-1185.93	-1027.37	-1201.84	-1019.17	-1264.58	-1025.26	-1137.21
-910.49	-1223.68	-1002.07	-1273.81	-982.60	-1240.04	-980.49	-1253.44	-966.23	-1327.51	-981.01	-1189.88
-774.73	-1315.60	-866.51	-1366.85	-846.87	-1334.67	-848.43	-1344.49	-818.70	-1442.67	-853.25	-1278.85

**Autorità Portuale di Taranto**

Interventi per il dragaggio di 2,3 M m³ di sedimenti in area Molo Polisettoriale e per la realizzazione di un primo lotto della cassa di colmata funzionale all'ampliamento del V Sporgente del Porto di Taranto

Allegati alla relazione di calcolo strutturale allineamento "BC"

Data 05/2016
Rev. B
c.d.c.: C296A
514B

1.2.3 Riepilogo sollecitazioni

FASE	2			3			4			5			6		
Y	N	Q	M	N	Q	M	N	Q	M	N	Q	M	N	Q	
[m]	[kN/m]	[kN/m]	[kNm/m]	[kN/m]	[kN/m]	[kNm/m]	[kN/m]	[kN/m]	[kNm/m]	[kN/m]	[kN/m]	[kNm/m]	[kN/m]	[kN/m]	
3.50	0.00	0.00	0.00	0.00	0.00	0.00	0.00	0.00	0.00	0.00	0.00	0.00	0.00	0.00	
3.23	0.00	0.00	0.00	0.00	0.00	0.00	0.00	0.00	0.00	0.00	0.00	0.00	0.00	0.00	
2.95	0.00	0.00	0.00	0.00	0.00	0.00	0.00	0.00	0.00	0.00	0.00	0.00	0.00	0.00	
2.68	0.00	0.00	0.00	0.00	0.00	0.00	0.00	0.00	0.00	0.00	0.00	0.00	0.00	0.00	
2.40	0.00	0.00	0.00	0.00	0.00	0.00	0.00	0.00	0.00	0.00	0.00	0.00	0.00	0.00	
2.40	0.00	0.00	0.00	0.00	0.00	0.00	0.00	0.00	0.00	0.00	0.00	0.00	0.00	0.00	
2.30	0.00	0.00	0.00	0.00	0.00	0.00	0.00	0.00	0.00	0.00	0.00	0.00	0.00	0.00	
2.20	0.00	0.00	0.00	0.00	0.00	0.00	0.00	0.00	0.00	0.00	0.00	0.00	0.00	0.00	
2.10	0.00	0.00	0.00	0.00	0.00	0.00	0.00	0.00	0.00	0.00	0.00	0.00	0.00	0.00	
2.00	0.00	0.00	0.00	0.00	0.00	0.00	0.00	0.00	0.00	0.00	0.00	0.00	0.00	0.00	
2.00	0.00	0.00	0.00	0.00	0.00	0.00	0.00	0.00	0.00	0.00	0.00	0.00	0.00	0.00	
1.88	0.00	0.00	0.00	0.00	-0.55	-0.03	0.00	0.00	0.00	0.00	0.00	0.00	0.00	-0.55	
1.75	0.00	0.00	0.00	0.00	-1.24	-0.14	0.00	0.00	0.00	0.00	0.00	0.00	0.00	-1.24	
1.63	0.00	0.00	0.00	0.00	-2.07	-0.35	0.00	0.00	0.00	0.00	0.00	0.00	0.00	-2.07	
1.50	0.00	0.00	0.00	0.00	-3.05	-0.67	0.00	0.00	0.00	0.00	0.00	0.00	0.00	-3.05	
1.50	0.00	0.00	0.00	0.00	-3.05	-0.67	0.00	0.00	0.00	0.00	0.01	0.00	-0.02	-3.18	
1.31	0.00	0.00	0.00	0.00	-4.79	-1.40	0.00	0.00	0.00	-0.24	1.47	0.13	0.47	-1.78	
1.13	0.00	0.00	0.00	0.00	-6.85	-2.48	0.00	0.00	0.00	-0.51	3.18	0.57	0.97	-0.66	
0.94	0.00	0.00	0.00	0.00	-9.24	-3.99	0.00	0.00	0.00	-0.83	5.13	1.34	1.48	0.13	
0.75	0.00	0.00	0.00	0.00	-11.96	-5.97	0.00	0.00	0.00	-1.18	7.32	2.50	1.98	0.57	
0.75	0.00	0.00	0.00	0.00	-11.96	-5.97	0.00	0.00	0.00	-1.18	7.31	2.50	1.98	0.59	
0.56	0.00	0.00	0.00	0.00	-15.00	-8.49	0.00	0.00	0.00	-1.57	9.72	4.10	2.46	0.74	
0.38	0.00	0.00	0.00	0.00	-18.36	-11.61	0.00	0.00	0.00	-2.00	12.38	6.17	2.87	0.68	
0.19	0.00	0.00	0.00	0.00	-22.06	-15.40	0.00	0.00	0.00	-2.46	15.27	8.76	3.23	0.42	
0.00	0.00	0.00	0.00	0.00	-26.07	-19.90	0.00	0.00	0.00	-2.96	18.39	11.91	3.54	-0.04	
0.00	0.00	0.00	0.00	0.00	-26.08	-19.90	0.00	0.00	0.00	-2.96	18.39	11.91	3.54	-0.02	
-0.25	0.00	-0.31	-0.03	0.00	-31.94	-27.14	0.00	0.00	0.00	-3.68	22.60	17.03	3.86	-0.91	
-0.50	0.00	-1.25	-0.21	0.00	-38.39	-35.92	0.00	0.00	0.00	-4.47	26.60	23.19	4.09	-2.07	
-0.75	0.00	-2.81	-0.70	0.00	-45.42	-46.39	0.00	0.00	0.00	-5.33	30.40	30.32	4.23	-3.49	
-1.00	0.00	-5.00	-1.67	0.00	-53.02	-58.68	0.00	0.00	0.00	-6.25	33.98	38.37	4.27	-5.17	
-1.00	0.00	-5.00	-1.67	0.00	-53.03	-58.68	0.00	0.00	0.00	-6.25	33.98	38.37	4.27	-5.16	
-1.28	0.00	-8.13	-3.45	0.00	-62.07	-74.48	0.00	-0.01	0.00	-7.34	37.66	48.23	4.22	-7.29	
-1.55	0.00	-12.01	-6.21	0.00	-71.82	-92.88	0.00	-0.04	-0.01	-8.50	41.10	59.06	4.06	-9.70	
-1.83	0.00	-16.65	-10.13	0.00	-82.28	-114.06	0.00	-0.09	-0.03	-9.75	44.28	70.81	3.79	-12.37	
-2.10	0.00	-22.05	-15.44	0.00	-93.45	-138.20	0.00	-0.16	-0.06	-11.08	47.22	83.40	3.42	-15.30	
-2.10	0.00	-22.05	-15.44	0.00	-93.45	-138.20	0.00	-0.17	-0.06	-11.08	47.23	83.40	3.42	-15.29	
-2.33	0.00	-27.03	-20.95	0.00	-103.11	-160.30	0.00	-0.49	-0.12	-12.22	49.46	94.27	3.03	-17.86	
-2.55	0.00	-32.51	-27.64	0.00	-113.24	-184.64	0.00	-1.34	-0.32	-13.43	51.54	105.64	2.58	-20.56	
-2.78	0.00	-38.50	-35.62	0.00	-123.84	-211.30	0.00	-2.70	-0.76	-14.68	53.48	117.46	2.05	-23.40	
-3.00	0.00	-45.00	-45.00	0.00	-134.89	-240.40	0.00	-4.57	-1.57	-16.00	55.27	129.70	1.44	-26.37	
-3.00	0.00	-45.00	-45.00	0.00	-134.90	-240.40	0.00	-4.58	-1.57	-16.00	55.24	129.70	1.45	-26.39	
-3.23	0.00	-51.87	-56.10	0.00	-146.38	-272.62	0.00	-6.76	-2.87	-17.37	57.05	142.56	0.78	-29.42	
-3.46	0.00	-58.75	-68.78	0.00	-157.83	-307.49	0.00	-8.95	-4.67	-18.76	58.95	155.85	0.09	-32.33	
-3.69	0.00	-65.63	-83.03	0.00	-169.24	-344.97	0.00	-11.15	-6.97	-20.17	60.93	169.59	-0.64	-35.14	
-3.92	0.00	-72.50	-98.85	0.00	-180.61	-385.05	0.00	-13.36	-9.78	-21.59	63.00	183.78	-1.39	-37.85	
-3.92	0.00	-72.50	-98.85	0.00	-180.62	-385.05	0.00	-13.36	-9.78	-21.59	63.00	183.78	-1.39	-37.85	
-4.15	0.00	-79.37	-116.25	0.00	-191.95	-427.73	0.00	-15.59	-13.10	-23.01	65.13	198.46	-2.16	-40.46	
-4.38	0.00	-86.25	-135.23	0.00	-203.25	-473.03	0.00	-17.82	-16.93	-24.46	67.35	213.64	-2.96	-42.96	



Autorità Portuale di Taranto
Interventi per il dragaggio di 2,3 M³ di sedimenti in area Molo Polisettoriale e per la realizzazione di un primo lotto della cassa di colmata funzionale all'ampliamento del V Sporgente del Porto di Taranto

Allegati alla relazione di calcolo strutturale allineamento "BC"

Data 05/2016
Rev. B
c.d.c.: C296A
514B



-4.60	0.00	-93.13	-155.79	0.00	-214.51	-520.91	0.00	-20.06	-21.27	-25.91	69.65	229.34	-3.79	-45.35
-4.83	0.00	-100.00	-177.92	0.00	-225.73	-571.34	0.00	-22.31	-26.12	-27.38	72.05	245.57	-4.65	-47.61
-4.83	0.00	-100.00	-177.92	0.00	-225.74	-571.34	0.00	-22.31	-26.12	-27.38	72.06	245.57	-4.65	-47.60
-5.06	0.00	-106.87	-201.62	0.00	-236.92	-624.34	0.00	-24.57	-31.49	-28.87	74.61	262.37	-5.54	-49.67
-5.29	0.00	-113.75	-226.90	0.00	-248.07	-679.93	0.00	-26.85	-37.39	-30.39	77.32	279.78	-6.47	-51.55
-5.52	0.00	-120.63	-253.76	0.00	-259.19	-738.07	0.00	-29.13	-43.80	-31.94	80.19	297.83	-7.44	-53.23
-5.75	0.00	-127.50	-282.19	0.00	-270.26	-798.72	0.00	-31.42	-50.74	-33.51	83.22	316.54	-8.44	-54.70
-5.75	0.00	-127.50	-282.19	0.00	-270.27	-798.72	0.00	-31.42	-50.74	-33.51	83.22	316.54	-8.44	-54.70
-5.98	0.00	-134.37	-312.19	0.00	-281.30	-861.90	0.00	-33.72	-58.20	-35.11	86.44	335.98	-9.49	-55.94
-6.21	0.00	-141.25	-343.78	0.00	-292.30	-927.65	0.00	-36.04	-66.20	-36.73	89.80	356.17	-10.57	-56.98
-6.44	0.00	-148.13	-376.94	0.00	-303.27	-995.91	0.00	-38.36	-74.72	-38.37	93.30	377.15	-11.68	-57.83
-6.67	0.00	-155.00	-411.67	0.00	-314.19	-1066.64	0.00	-40.69	-83.78	-40.04	96.91	398.94	-12.83	-58.50
-6.67	0.00	-155.00	-411.67	0.00	-314.20	-1066.64	0.00	-40.69	-83.78	-40.04	96.90	398.94	-12.83	-58.50
-6.90	0.00	-161.87	-447.97	0.00	-325.08	-1139.88	0.00	-43.03	-93.37	-41.70	100.55	421.56	-13.98	-59.08
-7.13	0.00	-168.75	-485.86	0.00	-335.94	-1215.64	0.00	-45.39	-103.50	-43.38	104.25	445.03	-15.17	-59.51
-7.35	0.00	-175.63	-525.33	0.00	-346.75	-1293.88	0.00	-47.75	-114.18	-45.06	108.01	469.36	-16.37	-59.79
-7.58	0.00	-182.50	-566.35	0.00	-357.53	-1374.56	0.00	-50.12	-125.39	-46.76	111.86	494.54	-17.60	-59.90
-7.58	0.00	-182.50	-566.35	0.00	-357.53	-1374.56	0.00	-50.12	-125.39	-46.72	111.58	494.54	-17.55	-60.16
-7.81	0.00	-189.37	-608.95	0.00	-368.27	-1457.71	0.00	-52.50	-137.14	-48.50	115.97	520.63	-18.88	-59.62
-8.04	0.00	-196.25	-653.15	0.00	-378.97	-1543.35	0.00	-54.90	-149.45	-50.14	119.43	547.63	-20.08	-59.86
-8.27	0.00	-203.13	-698.92	0.00	-389.64	-1631.44	0.00	-57.30	-162.31	-51.63	121.93	575.30	-21.14	-60.91
-8.50	0.00	-210.00	-746.25	0.00	-400.27	-1721.93	0.00	-59.71	-175.72	-52.95	123.43	603.43	-22.05	-62.81
-8.50	-0.03	-210.01	-746.25	0.14	-400.42	-1721.93	-0.07	-59.49	-175.72	-53.34	126.95	603.43	-21.38	-58.00
-8.74	0.41	-211.52	-797.09	0.68	-398.57	-1818.22	0.50	-70.94	-191.44	-52.92	133.04	634.77	-20.76	-35.12
-8.98	0.88	-211.69	-848.12	1.27	-396.05	-1914.05	0.95	-82.35	-209.92	-52.40	138.30	667.51	-20.17	-13.91
-9.22	1.37	-211.06	-899.11	2.02	-392.43	-2009.13	1.33	-93.72	-231.15	-51.72	142.48	701.38	-19.59	5.46
-9.46	1.88	-210.14	-949.86	3.03	-387.26	-2103.13	1.67	-105.09	-255.10	-50.85	145.34	736.10	-18.99	22.80
-9.46	1.84	-209.74	-949.86	3.08	-387.04	-2103.13	1.58	-104.68	-255.10	-50.88	145.22	736.10	-18.98	22.63
-9.71	2.52	-207.95	-1000.21	4.36	-380.46	-2195.64	1.93	-114.79	-281.57	-50.62	147.16	771.35	-18.45	39.25
-9.95	3.18	-205.41	-1050.06	5.85	-372.87	-2286.48	2.20	-123.72	-310.36	-50.31	148.08	806.97	-17.91	54.26
-10.19	3.84	-202.09	-1099.21	7.52	-364.28	-2375.38	2.43	-131.47	-341.15	-49.94	147.96	842.68	-17.35	67.72
-10.43	4.50	-198.01	-1147.44	9.39	-354.72	-2462.04	2.62	-138.05	-373.65	-49.52	146.78	878.22	-16.77	79.66
-10.43	4.48	-198.08	-1147.44	9.39	-354.68	-2462.04	2.61	-138.15	-373.65	-49.54	146.82	878.22	-16.78	79.58
-10.67	5.22	-193.52	-1194.64	11.37	-344.31	-2546.29	2.84	-143.67	-407.63	-49.38	144.62	913.36	-16.26	90.03
-10.91	5.91	-188.38	-1240.70	13.49	-333.22	-2627.99	3.00	-148.16	-442.84	-49.17	141.65	947.88	-15.72	99.15
-11.15	6.55	-182.65	-1285.44	15.73	-321.44	-2706.93	3.09	-151.63	-479.00	-48.91	137.96	981.61	-15.16	106.98
-11.39	7.12	-176.35	-1328.71	18.09	-308.99	-2782.92	3.11	-154.07	-515.86	-48.62	133.61	1014.35	-14.58	113.57
-11.39	7.11	-176.36	-1328.71	18.01	-308.99	-2782.92	3.10	-154.09	-515.86	-48.62	133.61	1014.35	-14.57	113.58
-11.63	7.70	-169.50	-1370.40	20.30	-295.92	-2855.83	3.11	-155.53	-553.19	-48.48	128.59	1045.96	-14.05	119.11
-11.88	8.21	-162.11	-1410.39	22.55	-282.26	-2925.54	3.04	-156.02	-590.77	-48.30	122.93	1076.29	-13.50	123.47
-12.12	8.64	-154.20	-1448.54	24.74	-268.04	-2991.90	2.88	-155.58	-628.36	-48.10	116.69	1105.20	-12.95	126.70
-12.36	8.98	-145.80	-1484.70	26.86	-253.31	-3054.74	2.65	-154.23	-665.71	-47.89	109.90	1132.51	-12.39	128.85
-12.36	8.97	-145.79	-1484.70	26.86	-253.25	-3054.74	2.64	-154.24	-665.71	-47.87	109.86	1132.51	-12.38	128.81
-12.60	9.33	-136.94	-1518.78	29.09	-238.03	-3113.95	2.41	-152.03	-702.63	-47.83	102.53	1158.12	-11.91	130.03
-12.84	9.59	-127.63	-1550.69	31.25	-222.28	-3169.46	2.08	-148.99	-738.94	-47.76	94.58	1181.89	-11.42	130.10
-13.08	9.74	-117.91	-1580.30	33.33	-206.05	-3221.11	1.66	-145.16	-774.42	-47.67	86.07	1203.69	-10.93	129.12
-13.32	9.77	-107.82	-1607.51	35.31	-189.37	-3268.77	1.13	-140.57	-808.87	-47.58	77.09	1223.36	-10.44	127.16
-13.32	9.77	-107.78	-1607.51	35.32	-189.38	-3268.77	1.13	-140.56	-808.87	-47.57	77.10	1223.36	-10.43	127.18
-13.56	9.82	-97.42	-1632.25	37.42	-172.35	-3312.37	0.61	-135.32	-842.13	-47.67	67.67	1240.81	-10.05	124.36



Autorità Portuale di Taranto

Interventi per il dragaggio di 2,3 M m³ di sedimenti in area Molo Polisettoriale e per la realizzazione di un primo lotto della cassa di colmata funzionale all'ampliamento del V Sporgente del Porto di Taranto

Allegati alla relazione di calcolo strutturale allineamento "BC"

Data 05/2016
Rev. B
c.d.c.: C296A
514B



-13.80	9.75	-86.73	-1654.45	39.42	-154.90	-3351.83	-0.02	-129.42	-874.06	-47.74	57.73	1255.94	-9.67	120.55
-14.04	9.55	-75.75	-1674.05	41.31	-137.08	-3387.04	-0.76	-122.90	-904.49	-47.80	47.27	1268.61	-9.29	115.76
-14.29	9.22	-64.51	-1690.96	43.07	-118.90	-3417.89	-1.61	-115.78	-933.27	-47.83	36.30	1278.69	-8.90	109.99
-14.29	9.23	-64.54	-1690.96	43.06	-118.90	-3417.89	-1.61	-115.82	-933.27	-47.83	36.33	1278.69	-8.90	110.02
-14.53	8.84	-53.15	-1705.14	44.84	-100.41	-3444.33	-2.52	-108.22	-960.27	-48.01	24.79	1286.07	-8.62	103.28
-14.77	8.33	-41.72	-1716.58	46.46	-81.58	-3466.28	-3.53	-100.26	-985.41	-48.16	12.68	1290.60	-8.32	95.53
-15.01	7.71	-30.33	-1725.27	47.92	-62.45	-3483.65	-4.64	-92.01	-1008.60	-48.30	0.04	1292.15	-8.03	86.81
-15.25	6.98	-19.05	-1731.21	49.19	-43.08	-3496.37	-5.84	-83.54	-1029.76	-48.42	-13.08	1290.58	-7.74	77.18
-15.25	6.99	-19.15	-1731.21	49.18	-43.07	-3496.37	-5.83	-83.64	-1029.76	-48.42	-13.07	1290.58	-7.74	77.21
-15.49	6.24	-8.34	-1734.51	50.48	-23.59	-3504.40	-7.07	-75.25	-1048.90	-48.73	-26.78	1285.79	-7.59	66.58
-15.73	5.44	1.63	-1735.30	51.56	-4.01	-3507.73	-8.34	-67.33	-1066.08	-49.03	-41.09	1277.62	-7.43	54.98
-15.97	4.58	10.69	-1733.80	52.42	15.64	-3506.33	-9.64	-59.97	-1081.41	-49.29	-55.98	1265.93	-7.27	42.42
-16.21	3.67	18.75	-1730.23	53.06	35.32	-3500.19	-10.96	-53.28	-1095.05	-49.53	-71.46	1250.58	-7.11	28.89
-16.21	3.67	18.75	-1730.23	53.05	35.32	-3500.19	-10.95	-53.29	-1095.05	-49.58	-71.16	1250.58	-7.15	29.21
-16.46	2.80	25.58	-1724.87	53.58	54.87	-3489.32	-12.26	-47.61	-1107.19	-49.91	-87.72	1231.43	-7.06	14.21
-16.70	1.89	31.39	-1717.98	53.83	74.42	-3473.73	-13.56	-42.71	-1118.06	-50.35	-103.56	1208.34	-7.08	-0.34
-16.94	0.97	36.21	-1709.81	53.81	93.92	-3453.44	-14.85	-38.56	-1127.85	-50.95	-118.46	1181.56	-7.22	-14.21
-17.18	0.03	40.05	-1700.60	53.50	113.27	-3428.47	-16.13	-35.15	-1136.72	-51.75	-132.19	1151.32	-7.54	-27.16
-17.18	0.03	40.14	-1700.60	53.53	113.20	-3428.47	-16.13	-35.06	-1136.72	-51.78	-132.13	1151.32	-7.57	-27.11
-17.42	-0.90	43.11	-1690.55	53.09	132.30	-3398.87	-17.41	-32.28	-1144.82	-52.81	-144.34	1117.98	-8.08	-38.84
-17.66	-1.84	45.30	-1679.88	52.44	150.77	-3364.72	-18.69	-30.05	-1152.32	-54.05	-155.46	1081.82	-8.77	-49.78
-17.90	-2.81	46.72	-1668.77	51.60	168.33	-3326.24	-19.97	-28.37	-1159.35	-55.49	-165.52	1043.10	-9.64	-59.95
-18.14	-3.78	47.36	-1657.42	50.56	184.70	-3283.67	-21.23	-27.24	-1166.04	-57.11	-174.52	1002.10	-10.68	-69.36
-18.14	-3.78	47.38	-1657.42	50.59	184.63	-3283.67	-21.23	-27.23	-1166.04	-57.12	-174.55	1002.10	-10.68	-69.39
-18.38	-4.74	47.27	-1646.00	49.57	198.56	-3237.43	-22.49	-26.65	-1172.53	-58.88	-182.51	959.05	-11.85	-78.04
-18.63	-5.70	46.48	-1634.68	48.53	209.61	-3188.16	-23.73	-26.56	-1178.93	-60.84	-189.53	914.18	-13.19	-86.03
-18.87	-6.65	45.04	-1623.63	47.47	217.85	-3136.57	-24.95	-26.95	-1185.38	-63.01	-195.63	867.72	-14.72	-93.38
-19.11	-7.59	42.94	-1613.02	46.39	223.32	-3083.35	-26.16	-27.81	-1191.96	-65.37	-200.83	819.93	-16.44	-100.10
-19.11	-7.59	42.96	-1613.02	46.39	223.47	-3083.35	-26.15	-27.79	-1191.96	-65.40	-200.80	819.93	-16.47	-100.06
-19.35	-8.49	40.27	-1602.98	45.35	226.58	-3029.08	-27.32	-29.08	-1198.81	-68.08	-205.04	771.00	-18.48	-106.07
-19.59	-9.37	37.03	-1593.65	44.32	227.67	-2974.27	-28.46	-30.76	-1206.02	-71.05	-208.36	721.14	-20.77	-111.40
-19.83	-10.21	33.26	-1585.16	43.30	226.81	-2919.44	-29.55	-32.83	-1213.68	-74.31	-210.76	670.59	-23.34	-116.04
-20.07	-11.02	28.97	-1577.65	42.30	224.04	-2865.07	-30.60	-35.29	-1221.88	-77.86	-212.27	619.60	-26.18	-120.02
-20.07	-11.02	28.99	-1577.65	42.31	224.13	-2865.07	-30.60	-35.27	-1221.88	-77.88	-212.26	619.60	-26.20	-120.01
-20.31	-11.77	24.23	-1571.23	41.38	219.67	-2811.56	-31.60	-38.06	-1230.71	-81.63	-212.87	568.35	-29.25	-123.29
-20.55	-12.46	19.04	-1566.00	40.51	213.72	-2759.28	-32.54	-41.17	-1240.26	-85.68	-212.62	517.03	-32.58	-125.91
-20.79	-13.09	13.44	-1562.08	39.72	206.32	-2708.60	-33.42	-44.58	-1250.59	-90.03	-211.49	465.88	-36.21	-127.85
-21.04	-13.65	7.44	-1559.55	39.00	197.51	-2659.91	-34.22	-48.28	-1261.77	-94.69	-209.47	415.13	-40.14	-129.10
-21.04	-13.64	7.32	-1559.55	39.02	197.46	-2659.91	-34.21	-48.40	-1261.77	-94.70	-209.93	415.13	-40.14	-129.56
-21.28	-14.12	1.16	-1558.53	38.41	187.61	-2613.49	-34.95	-52.18	-1273.89	-99.40	-206.50	364.93	-44.14	-129.54
-21.52	-14.50	-5.44	-1559.03	37.94	176.62	-2569.55	-35.58	-56.28	-1286.95	-104.42	-202.56	315.62	-48.45	-129.20
-21.76	-14.77	-12.53	-1561.19	37.61	164.51	-2528.40	-36.11	-60.77	-1301.06	-109.80	-198.63	267.24	-53.08	-129.05
-22.00	-14.92	-20.15	-1565.12	37.43	151.28	-2490.32	-36.52	-65.70	-1316.29	-115.55	-195.19	219.81	-58.09	-129.62
-22.00	-15.50	-28.29	-1565.12	36.95	142.34	-2490.32	-37.17	-73.47	-1316.29	-115.90	-205.37	219.81	-58.59	-140.18
-22.23	-13.32	-10.47	-1569.56	38.65	157.55	-2455.97	-34.85	-54.93	-1331.00	-123.65	-194.02	174.03	-65.88	-129.84
-22.46	-11.38	7.59	-1569.90	40.11	172.83	-2418.11	-32.76	-36.06	-1341.44	-131.27	-180.98	131.01	-73.10	-117.94
-22.69	-9.63	26.10	-1566.04	41.37	188.40	-2376.71	-30.88	-16.66	-1347.49	-138.63	-165.95	91.21	-80.09	-104.19
-22.92	-8.05	45.28	-1557.88	42.47	204.51	-2331.71	-29.17	3.48	-1349.02	-145.59	-148.64	55.13	-86.73	-88.29
-22.92	-8.02	45.31	-1557.88	42.50	204.53	-2331.71	-29.14	3.49	-1349.02	-145.55	-148.74	55.13	-86.69	-88.38
-23.15	-6.51	64.96	-1545.26	43.55	220.95	-2282.99	-27.51	24.13	-1345.87	-151.88	-129.75	23.19	-92.73	-70.84
-23.38	-5.05	85.34	-1528.05	44.54	238.02	-2230.40	-25.93	45.50	-1337.90	-157.70	-109.09	-4.21	-98.29	-51.67



Autorità Portuale di Taranto
Interventi per il dragaggio di 2,3 M m³ di sedimenti in area Molo Polisettoriale e per la realizzazione di un primo lotto della cassa di colmata funzionale all'ampliamento del V Sporgente del Porto di Taranto

Allegati alla relazione di calcolo strutturale allineamento "BC"

Data 05/2016
Rev. B
c.d.c.: C296A
514B



-23.60	-3.64	106.43	-1506.09	45.50	255.77	-2173.82	-24.40	67.60	-1324.96	-163.01	-86.79	-26.70	-103.38	-30.89
-23.83	-2.28	128.26	-1479.22	46.41	274.21	-2113.12	-22.92	90.43	-1306.87	-167.81	-62.89	-43.87	-108.00	-8.55
-23.83	-2.28	128.32	-1479.22	46.42	274.30	-2113.12	-22.92	90.49	-1306.87	-167.83	-62.92	-43.87	-108.02	-8.57
-24.06	-0.95	151.03	-1447.23	47.31	293.61	-2048.08	-21.47	114.20	-1283.44	-172.18	-37.54	-55.41	-112.21	15.25
-24.29	0.34	174.74	-1409.91	48.19	313.97	-1978.46	-20.06	138.90	-1254.45	-176.09	-10.72	-60.96	-116.00	40.53
-24.52	1.60	199.45	-1367.05	49.05	335.38	-1904.06	-18.69	164.58	-1219.69	-179.57	17.51	-60.21	-119.39	67.22
-24.75	2.82	225.16	-1318.43	49.89	357.84	-1824.67	-17.35	191.24	-1178.94	-182.62	47.12	-52.84	-122.38	95.32
-24.75	2.82	225.20	-1318.43	49.89	357.90	-1824.67	-17.34	191.28	-1178.94	-182.63	47.09	-52.84	-122.39	95.30
-24.98	4.01	252.01	-1263.78	50.71	381.56	-1739.98	-16.03	219.01	-1131.96	-185.28	78.01	-38.53	-125.00	124.74
-25.21	5.18	280.00	-1202.83	51.51	406.51	-1649.69	-14.75	247.89	-1078.47	-187.54	110.17	-16.98	-127.26	155.46
-25.44	6.31	309.15	-1135.33	52.29	432.75	-1553.52	-13.50	277.92	-1018.23	-189.42	143.53	12.07	-129.15	187.43
-25.67	7.41	339.47	-1061.05	53.04	460.26	-1451.25	-12.28	309.06	-951.01	-190.91	178.06	48.89	-130.70	220.62
-25.67	7.41	339.51	-1061.05	53.04	460.31	-1451.25	-12.28	309.10	-951.01	-190.92	178.02	48.89	-130.70	220.58
-25.90	8.48	371.06	-979.67	53.77	489.19	-1342.50	-11.09	341.44	-876.51	-192.05	213.64	93.73	-131.91	254.92
-26.13	9.52	403.92	-890.88	54.47	519.54	-1226.92	-9.93	375.06	-794.42	-192.83	250.22	146.88	-132.79	290.29
-26.35	10.52	438.09	-794.40	55.14	551.33	-1104.22	-8.81	409.93	-704.48	-193.27	287.69	208.51	-133.35	326.64
-26.58	11.47	473.54	-689.99	55.77	584.56	-974.12	-7.73	446.04	-606.44	-193.36	326.02	278.80	-133.59	363.92
-26.58	11.45	473.89	-689.99	55.74	584.93	-974.12	-7.75	446.38	-606.44	-193.39	326.17	278.80	-133.62	364.09
-26.81	12.38	510.41	-577.27	56.35	619.38	-836.20	-6.70	483.53	-499.95	-193.14	364.94	357.96	-133.54	401.90
-27.04	13.17	549.39	-455.87	56.82	656.50	-690.04	-5.78	523.04	-384.65	-192.67	404.90	446.16	-133.28	441.07
-27.27	13.82	591.30	-325.18	57.15	696.81	-534.99	-5.01	565.39	-259.95	-192.01	446.46	543.71	-132.84	482.02
-27.50	15.76	618.48	-184.59	58.60	720.82	-370.38	-2.85	593.13	-125.26	-191.03	467.42	650.94	-132.25	502.51
-27.50	14.30	636.61	-184.59	57.31	740.79	-370.38	-4.40	611.01	-125.26	-191.17	490.04	650.94	-132.25	525.20
-27.74	16.05	544.45	-46.04	58.21	638.43	-208.42	-2.21	520.49	7.41	-184.53	383.70	752.24	-126.60	418.14
-27.98	15.88	478.83	75.93	57.32	564.73	-64.98	-2.04	456.35	123.84	-180.95	311.61	835.00	-123.84	344.96
-28.22	15.37	421.00	183.16	56.08	499.18	61.82	-2.19	400.09	225.89	-179.58	250.78	901.89	-123.26	282.71
-28.45	14.67	370.37	277.43	54.61	441.23	173.86	-2.56	351.06	315.36	-179.72	200.87	955.56	-124.16	231.09
-28.45	14.71	367.50	277.43	54.65	438.32	173.86	-2.51	348.16	315.36	-179.02	196.55	955.56	-123.51	226.85
-28.69	14.34	320.49	359.46	53.53	384.53	271.97	-2.53	302.68	392.96	-177.85	151.85	997.07	-123.16	180.46
-28.93	14.05	276.16	430.60	52.47	333.81	357.62	-2.48	259.81	460.02	-176.64	110.63	1028.29	-122.79	137.51
-29.17	13.85	234.90	491.54	51.49	286.58	431.60	-2.33	219.96	517.23	-175.37	73.68	1050.22	-122.36	98.83
-29.41	13.76	197.09	542.99	50.62	243.22	494.72	-2.07	183.51	565.28	-174.03	41.79	1063.87	-121.87	65.20
-29.41	13.77	197.20	542.99	50.62	243.32	494.72	-2.06	183.61	565.28	-174.00	41.35	1063.87	-121.83	64.76
-29.65	13.76	162.53	585.85	49.84	203.52	547.96	-1.72	150.20	605.05	-172.26	12.48	1070.23	-120.97	34.22
-29.89	13.85	130.55	620.77	49.14	166.78	592.09	-1.28	119.42	637.18	-170.37	-13.29	1070.08	-119.96	6.82
-30.13	14.04	101.23	648.38	48.53	133.06	627.82	-0.74	91.22	662.27	-168.33	-36.02	1064.13	-118.82	-17.49
-30.36	14.32	74.54	669.30	48.00	102.31	655.84	-0.11	65.57	680.92	-166.13	-55.78	1053.12	-117.53	-38.77
-30.36	14.31	74.43	669.30	47.99	102.19	655.84	-0.12	65.47	680.92	-166.13	-55.91	1053.12	-117.53	-38.90
-30.60	14.65	49.90	684.09	47.53	73.94	676.80	0.58	41.90	693.69	-163.64	-73.47	1037.65	-115.97	-57.90
-30.84	15.05	27.40	693.27	47.11	48.02	691.31	1.33	20.31	701.07	-160.99	-89.04	1018.21	-114.28	-74.84
-31.08	15.48	6.92	697.33	46.73	24.41	699.91	2.13	0.67	703.54	-158.18	-102.58	995.31	-112.45	-89.67
-31.32	15.97	-11.53	696.74	46.38	3.11	703.15	2.97	-17.02	701.55	-155.22	-114.02	969.42	-110.49	-102.33
-31.32	15.96	-11.64	696.74	46.36	2.99	703.15	2.96	-17.12	701.55	-155.22	-114.19	969.42	-110.49	-102.50
-31.56	16.46	-28.31	691.94	46.03	-16.26	701.53	3.83	-33.09	695.53	-152.00	-124.12	940.97	-108.29	-113.57
-31.80	16.95	-43.40	683.35	45.68	-33.70	695.53	4.69	-47.53	685.88	-148.63	-132.66	910.30	-105.98	-123.18
-32.03	17.44	-56.94	671.35	45.30	-49.35	685.58	5.55	-60.47	672.96	-145.13	-139.84	877.75	-103.55	-131.36
-32.27	17.91	-68.93	656.30	44.91	-63.24	672.12	6.40	-71.92	657.14	-141.48	-145.71	843.66	-101.01	-138.16
-32.27	17.89	-69.00	656.30	44.90	-63.32	672.12	6.39	-71.99	657.14	-141.49	-145.79	843.66	-101.01	-138.24
-32.51	18.32	-79.62	638.55	44.45	-75.63	655.51	7.19	-82.12	638.73	-137.67	-150.53	808.29	-98.33	-143.84
-32.75	18.68	-89.01	618.40	43.92	-86.53	636.13	7.94	-91.06	618.04	-133.73	-154.29	771.89	-95.56	-148.40
-32.99	18.97	-97.19	596.15	43.32	-96.05	614.31	8.62	-98.84	595.35	-129.68	-157.10	734.71	-92.70	-151.94



Autorità Portuale di Taranto
Interventi per il dragaggio di 2,3 M m³ di sedimenti in area Molo Polisettoriale e per la realizzazione di un primo lotto della cassa di colmata funzionale all'ampliamento del V Sporgente del Porto di Taranto

Allegati alla relazione di calcolo strutturale allineamento "BC"

Data 05/2016
Rev. B
c.d.c.: C296A
514B

-33.23	19.19	-104.20	572.11	42.62	-104.23	590.39	9.23	-105.48	570.96	-125.51	-158.98	696.99	-89.76	-154.50
-33.23	19.18	-104.28	572.11	42.61	-104.33	590.39	9.22	-105.57	570.96	-125.50	-159.10	696.99	-89.76	-154.62
-33.47	19.30	-110.31	546.49	41.81	-111.37	564.64	9.74	-111.27	545.08	-121.18	-160.41	658.86	-86.70	-156.55
-33.70	19.31	-115.51	519.53	40.88	-117.46	537.32	10.16	-116.18	517.92	-116.75	-161.24	620.47	-83.57	-157.95
-33.94	19.21	-119.91	491.41	39.83	-122.64	508.64	10.47	-120.32	489.68	-112.20	-161.62	581.92	-80.36	-158.85
-34.18	19.00	-123.54	462.36	38.65	-126.92	478.86	10.67	-123.72	460.55	-107.54	-161.58	543.36	-77.07	-159.27
-34.18	18.99	-123.59	462.36	38.64	-126.97	478.86	10.66	-123.77	460.55	-107.53	-161.62	543.36	-77.07	-159.31
-34.42	18.65	-126.58	432.51	37.31	-130.51	448.13	10.74	-126.57	430.68	-102.74	-161.27	504.84	-73.69	-159.38
-34.66	18.17	-129.02	401.99	35.83	-133.40	416.62	10.69	-128.83	400.19	-97.81	-160.70	466.41	-70.22	-159.18
-34.90	17.57	-130.91	370.96	34.21	-135.66	384.49	10.53	-130.58	369.22	-92.75	-159.93	428.14	-66.66	-158.74
-35.14	16.84	-132.27	339.55	32.44	-137.30	351.92	10.24	-131.81	337.90	-87.56	-158.97	390.09	-63.01	-158.07
-35.14	16.84	-132.28	339.55	32.44	-137.31	351.92	10.24	-131.83	337.90	-87.54	-158.95	390.09	-63.00	-158.05
-35.38	15.98	-133.16	307.88	30.52	-138.40	319.02	9.83	-132.61	306.35	-82.18	-157.91	352.29	-59.23	-157.26
-35.61	14.99	-133.55	276.04	28.45	-138.92	285.91	9.30	-132.93	274.65	-76.63	-156.70	314.74	-55.33	-156.26
-35.85	13.88	-133.48	244.16	26.23	-138.87	252.75	8.66	-132.80	242.93	-70.92	-155.26	277.50	-51.32	-154.99
-36.09	12.63	-132.96	212.37	23.86	-138.27	219.68	7.89	-132.25	211.30	-65.04	-153.57	240.66	-47.18	-153.43
-36.09	12.65	-132.77	212.37	23.87	-138.14	219.68	7.91	-132.07	211.30	-65.01	-153.29	240.66	-47.16	-153.17
-36.33	11.26	-131.55	180.82	21.33	-136.73	186.86	7.01	-130.83	179.92	-58.91	-150.92	204.35	-42.86	-150.88
-36.57	9.80	-129.23	149.67	18.68	-134.15	154.51	6.05	-128.53	148.94	-52.51	-147.41	168.72	-38.34	-147.43
-36.81	8.28	-125.76	119.22	15.95	-130.34	122.92	5.06	-125.08	118.66	-45.82	-142.65	134.08	-33.57	-142.70
-37.05	6.73	-121.03	89.75	13.15	-125.24	92.40	4.03	-120.41	89.35	-38.81	-136.50	100.75	-28.56	-136.57
-37.05	6.86	-118.09	89.75	13.28	-122.08	92.40	4.16	-117.48	89.35	-38.74	-133.74	100.75	-28.48	-133.74
-37.28	5.06	-113.50	62.01	10.20	-117.18	63.74	2.91	-112.97	61.74	-31.43	-127.77	69.43	-23.24	-127.76
-37.52	3.34	-100.89	36.19	7.13	-103.92	37.11	1.76	-100.46	36.04	-23.55	-113.07	40.43	-17.52	-113.05
-37.76	1.75	-77.98	14.67	4.14	-79.99	14.98	0.76	-77.66	14.60	-15.12	-87.08	16.35	-11.33	-87.05
-38.00	0.37	-42.48	0.00	1.32	-43.06	0.00	-0.02	-42.29	0.00	-6.12	-47.22	0.00	-4.65	-47.23



-71.15	-19.14	104.63	233.24	-20.75	92.21	214.36	0.02	129.18	386.91	16.36	-68.04
-80.72	-20.43	110.52	257.90	-22.00	97.80	236.13	-0.86	134.79	417.17	16.22	-69.15
-90.84	-21.74	116.48	283.91	-23.26	103.44	259.20	-1.78	140.38	448.70	16.04	-70.18
-101.49	-23.05	122.50	311.28	-24.53	109.12	283.55	-2.72	145.96	481.51	15.82	-71.14
-101.49	-23.05	122.49	311.28	-24.53	109.08	283.55	-2.72	145.98	481.51	15.83	-71.17
-112.64	-24.38	128.63	340.05	-25.82	114.85	309.20	-3.70	151.56	515.59	15.57	-72.01
-124.24	-25.73	134.85	370.25	-27.12	120.65	336.19	-4.72	157.21	550.98	15.27	-72.78
-136.25	-27.09	141.16	401.88	-28.42	126.46	364.51	-5.78	162.94	587.67	14.95	-73.50
-148.62	-28.47	147.55	434.95	-29.73	132.29	394.15	-6.90	168.77	625.66	14.60	-74.17
-148.62	-28.47	147.57	434.95	-29.73	132.31	394.15	-6.92	168.85	625.66	14.59	-74.16
-161.30	-29.87	154.08	469.50	-31.04	138.15	425.13	-8.04	174.61	665.00	14.22	-74.75
-174.25	-31.29	160.76	505.59	-32.37	144.08	457.48	-9.27	180.76	705.72	13.80	-75.22
-187.41	-32.74	167.60	543.22	-33.72	150.11	491.19	-10.62	187.32	747.90	13.34	-75.53
-200.74	-34.22	174.60	582.41	-35.09	156.26	526.29	-12.08	194.28	791.61	12.83	-75.66
-200.74	-34.23	174.61	582.41	-35.11	156.35	526.29	-12.05	194.16	791.61	12.81	-75.58
-214.21	-35.72	181.69	623.23	-36.47	162.43	562.80	-13.60	201.43	836.93	12.30	-75.71
-227.80	-37.24	188.92	665.70	-37.92	168.93	600.77	-15.06	208.25	883.89	11.68	-75.37
-241.48	-38.78	196.32	709.85	-39.46	175.83	640.27	-16.44	214.68	932.37	10.96	-74.55
-255.19	-40.36	203.87	755.69	-41.09	183.14	681.39	-17.76	220.79	982.26	10.12	-73.24
-255.19	-40.32	203.64	755.69	-41.06	183.00	681.39	-18.01	222.28	982.26	10.15	-73.38
-268.90	-41.96	211.64	803.28	-42.75	190.62	724.20	-16.57	227.73	1036.47	9.24	-71.66
-282.58	-43.48	218.80	852.63	-44.34	197.74	768.72	-15.32	233.87	1092.13	8.41	-70.37
-296.41	-44.86	225.10	903.52	-45.83	204.42	814.82	-14.11	239.96	1149.24	7.68	-69.42
-310.56	-46.10	230.49	955.73	-47.24	210.74	862.38	-12.78	245.29	1207.75	7.01	-68.77
-310.56	-46.32	232.55	955.73	-47.56	212.38	862.38	-12.71	245.01	1207.75	7.14	-68.67
-321.76	-45.40	234.55	1012.01	-46.34	218.80	914.32	-11.95	249.27	1267.34	7.32	-45.58
-327.63	-44.51	236.38	1068.81	-45.28	225.73	967.93	-11.16	252.67	1327.87	7.47	-27.51
-328.61	-43.56	237.56	1125.95	-44.22	232.44	1023.16	-10.34	255.33	1389.13	7.65	-10.90
-325.16	-42.44	237.63	1183.25	-43.03	238.24	1079.91	-9.55	257.37	1450.92	7.92	3.81
-325.16	-42.44	237.46	1183.25	-42.97	238.01	1079.91	-9.55	257.36	1450.92	7.95	3.85
-317.67	-41.96	236.29	1240.36	-42.36	242.59	1137.85	-9.13	258.81	1513.14	8.03	17.70
-306.37	-41.44	234.15	1297.10	-41.68	246.19	1196.80	-8.69	259.53	1575.65	8.14	30.61
-291.63	-40.89	231.12	1353.21	-40.98	248.90	1256.51	-8.22	259.52	1638.24	8.27	42.71
-273.84	-40.33	227.26	1408.46	-40.27	250.83	1316.74	-7.74	258.78	1700.72	8.41	54.12
-273.84	-40.34	227.28	1408.46	-40.27	250.84	1316.74	-7.73	258.78	1700.72	8.41	54.07
-253.37	-40.11	222.60	1462.70	-39.92	252.05	1377.36	-7.42	257.24	1762.92	8.38	64.74
-230.54	-39.81	217.05	1515.72	-39.52	252.37	1438.19	-7.07	254.98	1824.68	8.36	74.60
-205.66	-39.44	210.64	1567.30	-39.06	251.81	1499.00	-6.70	252.02	1885.82	8.35	83.68
-179.06	-39.02	203.41	1617.21	-38.54	250.38	1559.53	-6.31	248.39	1946.14	8.35	91.99
-179.06	-39.02	203.42	1617.21	-38.54	250.39	1559.53	-6.30	248.36	1946.14	8.35	92.00
-151.00	-38.77	195.35	1665.28	-38.17	248.05	1619.61	-6.14	244.06	2005.50	8.26	99.64
-121.73	-38.48	186.58	1711.34	-37.75	244.91	1679.06	-5.95	239.08	2063.76	8.18	106.56
-91.54	-38.16	177.16	1755.21	-37.29	241.00	1737.66	-5.76	233.47	2120.75	8.11	112.75
-60.73	-37.81	167.10	1796.71	-36.78	236.35	1795.20	-5.56	227.29	2176.28	8.05	118.25
-60.73	-37.79	167.08	1796.71	-36.77	236.32	1795.20	-5.56	227.30	2176.28	8.06	118.21
-29.51	-37.63	156.36	1835.70	-36.46	230.90	1851.52	-5.60	220.58	2230.27	7.86	123.09
1.87	-37.43	145.02	1872.04	-36.10	224.73	1906.46	-5.61	213.30	2282.59	7.66	127.23
33.15	-37.21	133.10	1905.59	-35.70	217.89	1959.84	-5.60	205.48	2333.09	7.47	130.69
64.05	-36.98	120.68	1936.18	-35.28	210.41	2011.47	-5.58	197.13	2381.62	7.28	133.53
64.05	-36.97	120.69	1936.18	-35.27	210.42	2011.47	-5.58	197.16	2381.62	7.29	133.51
94.38	-36.93	107.78	1963.72	-35.06	202.30	2061.21	-5.70	188.30	2428.08	6.97	135.80
123.92	-36.87	94.39	1988.10	-34.81	193.56	2108.95	-5.80	178.90	2472.36	6.67	137.44
152.44	-36.79	80.52	2009.20	-34.54	184.22	2154.51	-5.88	168.97	2514.31	6.38	138.46
179.66	-36.69	66.18	2026.89	-34.23	174.29	2197.73	-5.94	158.51	2553.78	6.11	138.85
179.66	-36.69	66.21	2026.89	-34.23	174.32	2197.73	-5.93	158.52	2553.78	6.11	138.88
205.39	-36.73	51.38	2041.07	-34.06	163.77	2238.48	-6.20	147.47	2590.67	5.75	138.71
229.37	-36.75	36.07	2051.62	-33.87	152.62	2276.64	-6.43	135.80	2624.83	5.40	137.88



Autorità Portuale di Taranto

Interventi per il dragaggio di 2,3 M m³ di sedimenti in area Molo Polisettoriale e per la realizzazione di un primo lotto della cassa di colmata funzionale all'ampliamento del V Sporgente del Porto di Taranto

Allegati alla relazione di calcolo strutturale allineamento "BC"

Data 05/2016
Rev. B
c.d.c.: C296A
514B

251.38	-36.76	20.27	2058.42	-33.65	140.88	2312.04	-6.63	123.50	2656.11	5.07	136.42
271.16	-36.74	3.99	2061.36	-33.39	128.54	2344.52	-6.79	110.59	2684.33	4.76	134.32
271.16	-36.74	4.00	2061.36	-33.38	128.55	2344.52	-6.80	110.63	2684.33	4.77	134.31
288.51	-36.92	-12.90	2060.30	-33.34	115.51	2373.94	-7.14	96.96	2709.35	4.32	131.53
303.18	-37.07	-30.40	2055.09	-33.25	101.77	2400.15	-7.49	82.92	2731.05	3.91	127.99
314.94	-37.19	-48.49	2045.59	-33.13	87.36	2422.97	-7.84	68.49	2749.31	3.51	123.69
323.55	-37.29	-67.18	2031.66	-32.96	72.26	2442.21	-8.16	53.62	2764.04	3.15	118.63
323.55	-37.28	-67.21	2031.66	-32.96	72.29	2442.21	-8.17	53.63	2764.04	3.15	118.67
328.78	-37.57	-86.66	2013.13	-32.99	56.32	2457.72	-8.66	38.17	2775.11	2.67	112.74
330.44	-37.87	-106.52	1989.84	-33.02	39.92	2469.33	-9.14	22.18	2782.39	2.18	106.31
328.68	-38.18	-126.80	1961.72	-33.03	23.06	2476.94	-9.59	5.66	2785.76	1.71	99.34
323.67	-38.49	-147.48	1928.68	-33.02	5.73	2480.42	-10.02	-11.38	2785.09	1.25	91.80
323.67	-38.55	-147.09	1928.68	-33.02	5.73	2480.42	-10.01	-11.46	2785.09	1.25	91.79
315.70	-38.89	-168.35	1890.63	-33.19	-12.29	2479.64	-10.65	-28.89	2780.24	0.68	83.50
305.00	-39.47	-187.91	1847.64	-33.33	-30.89	2474.44	-11.26	-46.92	2771.11	0.13	74.51
291.76	-40.31	-205.60	1800.16	-33.45	-50.08	2464.70	-11.83	-65.52	2757.57	-0.39	64.84
276.16	-41.44	-221.29	1748.68	-33.55	-69.84	2450.25	-12.39	-84.66	2739.48	-0.89	54.47
276.16	-41.47	-221.31	1748.68	-33.53	-69.91	2450.25	-12.41	-84.52	2739.48	-0.88	54.40
258.38	-42.66	-234.78	1693.68	-33.85	-90.17	2430.98	-13.09	-103.80	2716.78	-1.53	43.49
238.59	-44.11	-246.58	1635.61	-34.14	-111.07	2406.73	-13.79	-122.71	2689.45	-2.14	31.82
216.94	-45.83	-256.72	1574.90	-34.41	-132.57	2377.37	-14.59	-140.76	2657.68	-2.73	19.41
193.61	-47.79	-265.26	1511.96	-34.65	-154.61	2342.77	-15.60	-157.50	2621.70	-3.28	6.30
193.61	-47.83	-265.30	1511.96	-34.68	-154.43	2342.77	-15.68	-157.23	2621.70	-3.30	6.44
168.76	-49.89	-272.27	1447.15	-35.05	-176.77	2302.85	-16.58	-169.76	2582.23	-3.94	-7.02
142.53	-52.30	-277.82	1380.80	-35.46	-198.57	2257.57	-17.86	-179.25	2540.09	-4.57	-20.26
115.09	-55.06	-281.98	1313.28	-36.00	-219.39	2207.17	-19.53	-185.71	2496.03	-5.29	-32.79
86.63	-58.17	-284.74	1244.96	-36.76	-238.78	2151.92	-21.58	-189.18	2450.79	-6.14	-44.13
86.63	-58.19	-284.74	1244.96	-36.83	-238.56	2151.92	-21.60	-190.38	2450.79	-6.21	-43.86
57.30	-61.46	-286.15	1176.14	-37.53	-253.65	2092.55	-22.92	-190.43	2404.83	-6.96	-51.13
27.24	-65.07	-286.31	1107.10	-38.61	-265.87	2029.85	-24.93	-188.67	2359.15	-8.00	-55.49
-3.36	-69.04	-285.22	1038.17	-40.06	-275.28	1964.55	-27.22	-187.02	2313.83	-9.34	-56.95
-34.34	-73.36	-282.87	969.68	-41.86	-281.93	1897.35	-29.37	-187.41	2268.79	-10.96	-55.56
-34.34	-73.36	-283.38	969.68	-41.88	-282.71	1897.35	-27.59	-215.62	2268.79	-10.98	-56.79
-65.58	-77.69	-279.30	901.85	-43.22	-285.97	1828.76	-27.27	-231.26	2217.53	-11.98	-52.05
-96.77	-82.38	-274.48	835.09	-45.07	-287.60	1759.62	-27.67	-242.71	2163.11	-13.52	-45.87
-127.90	-87.44	-269.49	769.50	-47.17	-288.90	1690.09	-28.81	-249.45	2106.62	-15.26	-39.90
-159.05	-92.90	-264.93	705.11	-49.26	-291.16	1620.23	-30.74	-251.00	2049.18	-16.87	-35.82
-159.05	-93.35	-275.90	705.11	-49.43	-312.71	1620.23	-30.69	-251.52	2049.18	-15.92	-61.23
-190.01	-100.88	-265.33	643.08	-52.79	-311.10	1548.73	-33.15	-249.63	1991.70	-15.31	-74.06
-218.45	-108.51	-252.80	583.65	-56.84	-306.94	1477.84	-36.09	-244.25	1935.03	-15.45	-82.57
-243.94	-116.03	-238.02	527.36	-61.62	-299.74	1408.25	-39.53	-235.45	1879.99	-16.36	-86.33
-266.03	-123.22	-220.68	474.76	-67.17	-288.97	1340.74	-43.43	-223.31	1827.37	-18.08	-84.91
-266.03	-123.15	-220.81	474.76	-67.09	-289.10	1340.74	-43.12	-223.50	1827.37	-18.04	-85.45
-284.31	-129.64	-201.56	426.34	-73.15	-275.24	1276.03	-48.36	-208.41	1777.84	-20.31	-80.77

-298.38	-135.60	-180.48	382.52	-79.66	-258.56	1214.80	-53.42	-190.71	1732.05	-23.10	-72.72
-307.87	-141.05	-157.63	343.73	-86.52	-239.11	1157.71	-58.25	-170.46	1690.61	-26.39	-61.37
-312.42	-145.98	-133.03	310.40	-93.69	-216.97	1105.41	-62.83	-147.74	1654.11	-30.19	-46.81
-312.42	-146.00	-133.08	310.40	-93.43	-217.08	1105.41	-62.81	-147.87	1654.11	-29.89	-47.00
-311.68	-150.47	-106.92	282.88	-99.39	-192.52	1058.44	-67.06	-123.05	1623.04	-35.09	-29.61
-305.31	-154.49	-79.26	261.52	-104.88	-165.82	1017.34	-71.00	-96.36	1597.86	-40.14	-9.70
-292.99	-158.08	-50.14	246.65	-109.94	-137.04	982.59	-74.62	-67.88	1579.00	-45.00	12.65
-274.40	-161.23	-19.59	238.64	-114.59	-106.24	954.68	-77.90	-37.65	1566.88	-49.64	37.39
-274.40	-161.25	-19.63	238.64	-114.61	-106.34	954.68	-77.89	-37.76	1566.88	-49.62	37.26
-249.22	-163.99	12.25	237.77	-118.93	-73.78	934.01	-80.83	-6.04	1561.83	-53.96	64.01
-217.13	-166.35	45.38	244.35	-122.86	-39.64	920.99	-83.39	26.94	1564.21	-58.00	92.57
-177.85	-168.31	79.72	258.67	-126.41	-3.98	915.96	-85.58	61.09	1574.27	-61.74	122.86
-131.13	-169.89	115.22	280.98	-129.56	33.13	919.27	-87.38	96.36	1592.29	-65.18	154.83
-131.13	-169.90	115.17	280.98	-129.55	33.04	919.27	-87.48	96.56	1592.29	-65.17	154.73
-76.68	-171.11	151.75	311.54	-132.29	71.43	931.22	-88.77	132.33	1618.49	-68.29	188.15
-14.21	-171.97	189.26	350.61	-134.58	110.86	952.10	-89.94	169.68	1653.06	-71.07	222.80
56.48	-172.48	227.64	398.37	-136.41	151.26	982.12	-91.20	209.23	1696.45	-73.49	258.61
135.57	-172.64	266.84	455.00	-137.79	192.56	1021.49	-89.27	227.29	1749.17	-75.56	295.51
135.57	-172.67	266.99	455.00	-137.85	192.69	1021.49	-92.75	251.61	1749.17	-75.66	295.71
223.30	-172.48	306.60	520.70	-138.64	234.36	1070.39	-78.88	141.46	1792.89	-77.24	333.13
319.88	-172.08	347.34	595.61	-139.12	277.17	1128.99	-70.09	68.81	1817.73	-78.73	372.10
425.64	-171.48	389.59	680.04	-139.44	321.60	1197.58	-62.83	8.99	1826.76	-80.34	413.23
540.97	-170.66	411.96	774.32	-137.76	345.11	1276.55	-56.99	-38.37	1823.02	-79.51	436.76
540.97	-170.69	433.75	774.32	-139.76	368.15	1276.55	-56.22	-41.63	1823.02	-82.27	457.15
650.57	-164.33	331.61	862.78	-127.43	259.72	1348.47	-49.20	-82.26	1808.14	-70.97	361.50
741.43	-160.92	262.93	933.52	-119.41	186.24	1401.45	-42.78	-117.70	1784.16	-63.84	295.04
816.12	-159.74	205.55	989.20	-113.84	124.72	1438.33	-37.03	-147.57	1752.40	-58.03	237.40
877.20	-160.06	159.05	1032.48	-110.87	75.24	1461.94	-32.05	-171.49	1714.21	-53.46	188.60
877.20	-159.37	154.75	1032.48	-110.22	70.84	1461.94	-31.97	-172.55	1714.21	-52.77	185.86
925.74	-158.41	113.32	1064.41	-107.03	27.54	1473.61	-26.91	-192.85	1670.56	-47.05	141.93
963.59	-157.42	75.26	1086.82	-105.30	-11.55	1475.40	-23.03	-209.94	1622.42	-41.83	101.58
991.73	-156.38	41.36	1100.67	-105.00	-45.61	1468.49	-20.31	-223.86	1570.58	-37.20	65.31
1011.17	-155.28	12.37	1106.97	-106.07	-73.87	1454.11	-18.70	-234.65	1515.83	-33.22	33.63
1011.17	-155.24	11.93	1106.97	-105.76	-74.95	1454.11	-18.65	-234.85	1515.83	-33.16	32.77
1022.92	-153.76	-14.21	1106.64	-106.15	-99.79	1433.20	-17.56	-243.07	1458.78	-29.04	4.15
1027.76	-152.14	-37.40	1100.42	-106.46	-121.50	1406.73	-17.34	-249.44	1399.96	-26.06	-21.76
1026.42	-150.38	-57.71	1089.01	-106.66	-140.09	1375.45	-17.95	-253.99	1339.84	-24.16	-44.94
1019.65	-148.46	-75.18	1073.10	-106.75	-155.55	1340.12	-19.34	-256.74	1278.88	-23.31	-65.34
1019.65	-148.46	-75.31	1073.10	-106.73	-155.69	1340.12	-19.09	-256.41	1278.88	-23.26	-65.47
1008.06	-146.27	-90.76	1053.26	-106.41	-168.57	1301.40	-19.81	-257.77	1217.52	-22.89	-83.34
992.18	-143.94	-104.35	1029.93	-105.92	-179.59	1259.81	-20.45	-257.72	1155.97	-23.33	-99.33
972.50	-141.45	-116.05	1003.59	-105.24	-188.64	1215.83	-21.01	-256.35	1094.59	-24.55	-113.43
949.56	-138.82	-125.80	974.70	-104.37	-195.65	1169.94	-21.48	-253.75	1033.72	-26.50	-125.63
949.56	-138.82	-125.96	974.70	-104.38	-195.61	1169.94	-21.48	-253.83	1033.72	-26.24	-125.29
923.75	-135.95	-134.32	943.63	-103.21	-201.13	1122.58	-21.75	-250.58	973.53	-27.46	-135.88
895.47	-132.94	-141.42	910.69	-101.88	-205.26	1074.06	-21.96	-246.57	914.19	-28.56	-144.78
865.06	-129.81	-147.28	876.21	-100.37	-208.03	1024.71	-22.09	-241.85	855.88	-29.51	-152.07
832.88	-126.55	-151.95	840.49	-98.68	-209.52	974.87	-22.15	-236.49	798.81	-30.32	-157.80
832.88	-126.56	-152.02	840.49	-98.69	-209.60	974.87	-22.14	-236.67	798.81	-30.33	-157.89
799.21	-123.14	-155.67	803.77	-96.78	-210.14	924.78	-22.04	-230.89	743.03	-30.90	-162.60

**Autorità Portuale di Taranto**

Interventi per il dragaggio di 2,3 M³ di sedimenti in area Molo Polisettoriale e per la realizzazione di un primo lotto della cassa di colmata funzionale all'ampliamento del V Sporgente del Porto di Taranto

Allegati alla relazione di calcolo strutturale allineamento "BC"

Data 05/2016
Rev. B
c.d.c.: C296A
514B

764.31	-119.61	-158.43	766.27	-94.72	-209.76	874.65	-21.86	-224.89	688.63	-31.36	-166.18
728.45	-115.98	-160.33	728.21	-92.53	-208.51	824.72	-21.61	-218.68	635.68	-31.70	-168.70
691.88	-112.25	-161.41	689.81	-90.19	-206.47	775.20	-21.29	-212.31	584.27	-31.91	-170.18
691.88	-112.25	-161.51	689.81	-90.19	-206.68	775.20	-21.29	-212.33	584.27	-31.91	-170.36
654.75	-108.38	-162.10	651.20	-87.63	-204.08	726.19	-20.85	-205.81	534.38	-31.91	-171.03
617.20	-104.42	-162.28	612.48	-84.94	-201.13	677.83	-20.34	-199.19	486.05	-31.79	-171.10
579.38	-100.36	-162.05	573.77	-82.10	-197.87	630.20	-19.73	-192.52	439.30	-31.54	-170.60
541.42	-96.20	-161.46	535.17	-79.13	-194.33	583.41	-19.03	-185.85	394.16	-31.17	-169.54
541.42	-96.19	-161.50	535.17	-79.12	-194.36	583.41	-19.03	-186.22	394.16	-31.17	-169.58
503.40	-91.92	-160.65	496.73	-75.98	-190.58	537.49	-18.07	-179.47	350.54	-30.64	-168.03
465.38	-87.52	-159.61	458.51	-72.67	-186.63	492.46	-16.99	-172.73	308.51	-29.97	-166.03
427.43	-83.02	-158.41	420.55	-69.21	-182.54	448.40	-15.83	-165.98	268.08	-29.16	-163.65
389.63	-78.39	-157.05	382.92	-65.59	-178.33	405.35	-14.57	-159.21	229.29	-28.19	-160.94
389.63	-78.38	-157.05	382.92	-65.59	-178.46	405.35	-14.58	-159.10	229.29	-28.19	-161.32
352.01	-73.60	-155.64	345.61	-61.72	-174.25	363.27	-13.15	-151.74	192.20	-26.91	-158.22
314.59	-68.67	-154.13	308.64	-57.66	-169.86	322.20	-11.57	-143.81	156.92	-25.45	-154.84
277.44	-63.58	-152.47	272.05	-53.42	-165.29	282.20	-9.82	-135.42	123.58	-23.84	-151.15
240.64	-58.35	-150.65	235.89	-49.00	-160.54	243.33	-7.88	-126.68	92.31	-22.09	-147.16
240.64	-58.32	-150.39	235.89	-48.99	-160.40	243.33	-7.87	-120.22	92.31	-22.09	-147.06
204.35	-52.89	-147.96	200.28	-44.36	-155.20	205.67	-5.93	-114.03	64.34	-20.11	-142.18
168.72	-47.19	-144.45	165.35	-39.47	-149.34	169.31	-3.92	-102.64	38.25	-17.90	-136.47
134.07	-41.22	-139.76	131.41	-34.32	-142.81	134.43	-1.97	-82.35	16.05	-15.45	-130.02
100.73	-34.96	-133.74	98.76	-28.90	-135.57	101.21	-0.18	-49.46	0.00	-12.74	-122.95
100.73	-34.89	-130.99	98.76	-28.80	-131.15	101.21	0.00	0.00	0.00	-12.71	-116.50
69.41	-28.34	-125.19	68.08	-23.26	-126.28	70.41	0.00	0.00	0.00	-9.95	-111.84
40.41	-21.28	-110.85	39.65	-17.33	-113.53	41.52	0.00	0.00	0.00	-7.03	-101.52
16.34	-13.68	-85.42	16.04	-11.03	-89.52	17.11	0.00	0.00	0.00	-4.05	-81.84
0.00	-5.55	-46.38	0.00	-4.37	-50.89	0.00	0.00	0.00	0.00	-1.11	-49.10

-282.67	-16.45	185.04	394.69	-22.16	167.95	468.97	-0.09	77.77	209.53
-299.07	-17.47	196.66	438.41	-23.85	175.58	508.33	-0.64	82.12	227.84
-315.67	-18.51	208.36	484.83	-25.52	183.16	549.44	-1.21	86.52	247.17
-332.43	-19.56	220.14	533.94	-27.19	190.69	592.29	-1.78	90.95	267.51
-349.35	-20.62	231.97	585.73	-28.84	198.17	636.84	-2.37	95.40	288.86
-349.35	-20.63	231.99	585.73	-28.85	198.18	636.84	-2.37	95.41	288.86
-366.41	-21.69	243.89	640.24	-30.49	205.61	683.10	-2.95	99.84	311.23
-383.61	-22.78	255.93	697.52	-32.13	213.04	731.08	-3.54	104.32	334.62
-400.88	-23.89	268.11	757.58	-33.78	220.48	780.76	-4.13	108.85	359.05
-418.21	-25.04	280.45	820.42	-35.43	227.96	832.13	-4.74	113.46	384.52
-418.21	-25.05	280.53	820.42	-35.45	228.04	832.13	-4.77	113.58	384.52
-435.55	-26.19	292.88	886.10	-37.07	235.35	885.21	-5.35	118.04	411.04
-452.87	-27.42	305.66	954.69	-38.75	242.96	940.02	-6.05	122.94	438.65
-470.06	-28.73	318.85	1026.25	-40.50	250.86	996.61	-6.86	128.29	467.44
-487.00	-30.13	332.45	1100.86	-42.31	259.06	1055.02	-7.79	134.10	497.49
-487.00	-30.10	332.32	1100.86	-42.28	258.91	1055.02	-7.77	134.00	497.49
-503.61	-31.57	346.25	1178.60	-44.13	267.29	1115.32	-8.81	140.15	528.90
-519.88	-32.94	359.75	1259.52	-45.84	275.01	1177.48	-9.78	146.00	561.70
-535.90	-34.22	372.90	1343.50	-47.41	282.12	1241.35	-10.69	151.64	595.82
-551.72	-35.44	385.78	1430.41	-48.86	288.70	1306.75	-11.57	157.17	631.20
-551.72	-35.62	386.76	1430.41	-49.23	290.70	1306.75	-11.46	158.82	631.20
-565.00	-34.22	389.64	1523.95	-48.20	297.64	1377.62	-11.34	169.68	670.79
-573.77	-33.00	393.17	1618.34	-47.32	305.18	1450.31	-11.27	179.85	712.96
-578.38	-31.82	396.62	1713.55	-46.43	312.55	1524.78	-11.17	188.98	757.44
-579.19	-30.53	399.26	1809.49	-45.39	319.03	1600.92	-10.96	196.71	803.95
-579.19	-30.45	399.01	1809.49	-45.32	318.72	1600.92	-10.93	196.65	803.95
-576.57	-29.68	400.39	1905.84	-44.83	324.21	1678.42	-11.01	202.88	852.12
-570.73	-28.87	400.90	2002.46	-44.27	328.78	1757.16	-11.05	208.12	901.69
-561.87	-28.04	400.63	2099.12	-43.68	332.57	1836.91	-11.07	212.45	952.42
-550.19	-27.22	399.70	2195.57	-43.09	335.76	1917.46	-11.09	215.99	1004.06
-550.19	-27.22	399.70	2195.57	-43.08	335.75	1917.46	-11.09	216.01	1004.06
-535.86	-26.74	398.05	2291.72	-42.78	338.31	1998.70	-11.32	218.68	1056.46
-519.04	-26.23	395.67	2387.43	-42.44	340.20	2080.52	-11.53	220.60	1109.43
-499.94	-25.70	392.57	2482.48	-42.08	341.42	2162.71	-11.73	221.77	1162.78
-478.76	-25.14	388.71	2576.64	-41.68	341.96	2245.08	-11.92	222.20	1216.30
-478.76	-25.13	388.70	2576.64	-41.67	341.95	2245.08	-11.91	222.21	1216.30
-455.65	-24.70	383.94	2669.77	-41.36	341.71	2327.48	-12.21	221.82	1269.82
-430.77	-24.22	378.41	2761.69	-40.99	340.75	2409.77	-12.49	220.73	1323.19
-404.32	-23.70	372.14	2852.20	-40.58	339.11	2491.75	-12.76	218.95	1376.22
-376.47	-23.14	365.14	2941.06	-40.12	336.81	2573.22	-13.02	216.50	1428.71
-376.47	-23.12	365.12	2941.06	-40.11	336.81	2573.22	-13.01	216.48	1428.71
-347.37	-22.74	357.37	3028.14	-39.78	333.93	2654.06	-13.42	213.28	1480.51
-317.18	-22.32	348.92	3113.31	-39.41	330.48	2734.17	-13.81	209.40	1531.48
-286.07	-21.86	339.81	3196.36	-39.00	326.52	2813.39	-14.20	204.89	1581.44
-254.22	-21.37	330.10	3277.10	-38.57	322.09	2891.56	-14.60	199.80	1630.22
-254.22	-21.36	330.11	3277.10	-38.55	322.06	2891.56	-14.59	199.80	1630.22
-221.75	-21.07	319.76	3355.42	-38.29	317.08	2968.60	-15.11	194.08	1677.70
-188.80	-20.75	308.83	3431.22	-38.00	311.56	3044.40	-15.60	187.79	1723.75
-155.52	-20.40	297.32	3504.31	-37.68	305.52	3118.81	-16.08	180.95	1768.22
-122.09	-20.02	285.25	3574.53	-37.33	298.97	3191.66	-16.54	173.54	1810.95
-122.09	-20.02	285.28	3574.53	-37.33	299.01	3191.66	-16.54	173.58	1810.95
-88.62	-19.77	272.61	3641.77	-37.11	291.95	3262.89	-17.09	165.58	1851.83

**Autorità Portuale di Taranto**

Interventi per il dragaggio di 2,3 M m³ di sedimenti in area Molo Polisettoriale e per la realizzazione di un primo lotto della cassa di colmanta funzionale all'ampliamento del V Sporgente del Porto di Taranto

Allegati alla relazione di calcolo strutturale allineamento "BC"

Data 05/2016
Rev. B
c.d.c.: C296A
514B

-55.26	-19.49	259.38	3705.92	-36.86	284.39	3332.39	-17.61	157.03	1890.74
-22.18	-19.18	245.58	3766.81	-36.59	276.32	3400.00	-18.12	147.91	1927.51
10.46	-18.84	231.22	3824.28	-36.29	267.76	3465.57	-18.60	138.24	1962.01
10.46	-18.84	231.24	3824.28	-36.28	267.76	3465.57	-18.59	138.25	1962.01
42.51	-18.69	216.20	3878.21	-36.16	258.59	3529.01	-19.19	127.89	1994.09
73.81	-18.50	200.53	3928.47	-36.00	248.83	3590.20	-19.76	116.87	2023.62
104.17	-18.28	184.22	3974.87	-35.81	238.47	3648.97	-20.30	105.20	2050.40
133.39	-18.01	167.28	4017.24	-35.58	227.52	3705.13	-20.81	92.88	2074.29
133.39	-18.02	167.31	4017.24	-35.58	227.55	3705.13	-20.81	92.92	2074.29
161.28	-17.92	149.56	4055.43	-35.52	215.87	3758.58	-21.41	79.74	2095.10
187.70	-17.82	131.42	4089.31	-35.45	203.82	3809.18	-22.01	66.15	2112.70
212.51	-17.70	112.86	4118.77	-35.37	191.37	3856.84	-22.59	52.13	2126.97
235.55	-17.57	93.86	4143.69	-35.28	178.48	3901.41	-23.15	37.63	2137.80
235.55	-17.57	93.87	4143.69	-35.28	178.48	3901.41	-23.15	37.63	2137.80
256.69	-17.60	74.23	4163.96	-35.33	164.98	3942.82	-23.80	22.43	2145.05
275.76	-17.60	54.05	4179.44	-35.35	150.88	3980.91	-24.42	6.66	2148.56
292.57	-17.57	33.33	4189.99	-35.34	136.21	4015.53	-25.01	-9.69	2148.21
306.96	-17.51	12.08	4195.47	-35.30	120.96	4046.54	-25.56	-26.61	2143.85
306.96	-17.50	12.02	4195.47	-35.28	120.88	4046.54	-25.55	-26.67	2143.85
318.77	-17.63	-9.66	4195.76	-35.43	105.14	4073.79	-26.22	-44.10	2135.34
327.87	-17.74	-31.88	4190.76	-35.55	88.76	4097.18	-26.85	-62.16	2122.54
334.06	-17.81	-54.60	4180.35	-35.63	71.76	4116.54	-27.44	-80.84	2105.31
337.17	-17.87	-77.79	4164.40	-35.67	54.16	4131.73	-27.99	-100.09	2083.52
337.17	-17.89	-77.72	4164.40	-35.67	54.15	4131.73	-28.01	-99.94	2083.52
337.11	-18.08	-101.05	4142.87	-35.87	36.11	4142.62	-28.61	-119.45	2057.08
333.80	-18.28	-124.36	4115.68	-36.03	17.50	4149.09	-29.20	-138.58	2025.94
327.40	-18.53	-147.38	4082.92	-36.17	-1.53	4151.02	-29.84	-156.90	1990.31
318.09	-18.89	-169.85	4044.67	-36.33	-20.80	4148.33	-30.58	-173.98	1950.40
318.09	-18.97	-169.63	4044.67	-36.37	-20.65	4148.33	-30.63	-173.73	1950.40
306.59	-19.07	-190.30	4001.24	-36.55	-39.63	4141.06	-31.25	-186.49	1906.94
293.67	-19.47	-208.27	3953.13	-36.79	-57.94	4129.28	-32.10	-196.35	1860.72
280.06	-20.20	-223.41	3901.03	-37.11	-75.42	4113.19	-33.17	-203.33	1812.48
266.44	-21.28	-235.57	3845.66	-37.54	-91.93	4093.00	-34.45	-207.46	1762.91
266.44	-21.32	-236.76	3845.66	-37.58	-92.90	4093.00	-34.47	-208.71	1762.91
253.26	-21.78	-244.65	3787.56	-37.30	-106.13	4068.95	-35.20	-209.19	1712.49
241.49	-22.99	-250.53	3727.89	-37.53	-117.92	4041.96	-36.34	-208.25	1662.19
231.13	-24.51	-256.45	3666.74	-37.99	-129.67	4012.09	-37.62	-207.58	1612.04
222.07	-25.92	-264.41	3604.05	-38.36	-142.76	3979.32	-38.74	-208.87	1561.93
222.07	-23.61	-293.66	3604.05	-33.75	-166.53	3979.32	-38.27	-234.66	1561.93
206.50	-22.11	-314.85	3534.27	-22.84	-205.61	3936.55	-37.44	-249.00	1506.45
188.45	-21.32	-331.61	3460.08	-13.53	-237.22	3885.64	-37.39	-259.15	1448.12
169.01	-21.27	-343.41	3382.63	-6.15	-261.04	3828.40	-38.15	-264.65	1388.00
149.29	-22.01	-349.70	3303.11	-1.03	-276.72	3766.63	-39.74	-265.04	1327.22
149.29	-21.97	-350.24	3303.11	-0.79	-277.85	3766.63	-39.70	-265.55	1327.22
130.18	-23.28	-352.84	3222.50	2.84	-289.44	3701.56	-41.86	-262.64	1266.64

**Autorità Portuale di Taranto**

Interventi per il dragaggio di 2,3 M m³ di sedimenti in area Molo Polisettoriale e per la realizzazione di un primo lotto della cassa di colmanta funzionale all'ampliamento del V Sporgente del Porto di Taranto

Allegati alla relazione di calcolo strutturale allineamento "BC"

Data 05/2016
Rev. B
c.d.c.: C296A
514B

112.52	-25.11	-351.72	3141.68	5.11	-296.71	3634.30	-44.56	-256.30	1207.10
97.09	-27.46	-346.95	3061.53	6.06	-299.79	3565.86	-47.78	-246.61	1149.40
84.64	-30.30	-338.62	2982.93	5.72	-298.79	3497.21	-51.53	-233.63	1094.32
84.64	-30.33	-338.78	2982.93	5.80	-299.04	3497.21	-51.23	-233.81	1094.32
75.81	-34.06	-327.41	2906.56	4.42	-294.74	3429.13	-56.40	-217.90	1042.52
71.26	-38.64	-313.22	2833.09	2.11	-287.46	3362.35	-61.43	-199.37	994.65
71.55	-44.07	-296.25	2763.18	-1.12	-277.29	3297.57	-66.29	-178.28	951.32
77.24	-50.31	-276.56	2697.51	-5.25	-264.26	3235.48	-70.95	-154.68	913.13
77.24	-49.93	-276.70	2697.51	-5.21	-264.39	3235.48	-70.93	-154.79	913.13
88.81	-55.20	-254.62	2636.60	-10.12	-248.87	3176.63	-75.30	-129.02	880.58
106.72	-60.11	-230.47	2580.97	-15.75	-231.08	3121.59	-79.40	-101.28	854.15
131.37	-64.65	-204.31	2531.10	-22.08	-211.05	3070.87	-83.22	-71.63	834.29
163.16	-68.82	-176.20	2487.47	-29.10	-188.85	3025.02	-86.75	-40.10	821.46
163.16	-68.81	-176.32	2487.47	-28.81	-188.95	3025.02	-86.74	-40.19	821.46
202.41	-72.61	-146.54	2450.46	-36.89	-164.71	2984.47	-89.96	-7.00	816.02
249.49	-76.01	-115.34	2420.42	-44.70	-138.69	2949.66	-92.86	27.67	818.37
304.64	-79.00	-82.78	2397.69	-52.17	-110.93	2921.02	-95.42	63.77	828.82
368.10	-81.59	-48.94	2382.57	-59.22	-81.50	2898.94	-97.65	101.24	847.70
368.10	-81.69	-48.71	2382.57	-59.32	-81.23	2898.94	-97.75	101.46	847.70
440.12	-83.75	-14.23	2375.34	-65.72	-50.72	2883.79	-99.50	139.78	875.31
520.90	-85.67	22.09	2376.19	-72.06	-17.60	2875.89	-101.18	180.04	911.91
610.87	-87.68	60.91	2385.66	-78.51	18.64	2875.96	-103.00	222.84	958.04
710.51	-86.47	79.19	2404.35	-79.83	32.27	2884.72	-105.15	268.79	1014.29
710.51	-89.97	102.92	2404.35	-85.23	58.54	2884.72	-102.63	252.92	1014.29
805.56	-76.32	-5.52	2412.91	-70.42	-40.64	2883.56	-96.19	195.47	1067.64
883.74	-67.51	-77.97	2402.68	-61.52	-106.00	2865.92	-90.85	145.21	1108.15
947.11	-60.08	-137.92	2376.68	-53.02	-164.23	2833.53	-86.53	102.24	1137.54
997.75	-54.04	-185.12	2337.88	-44.83	-215.76	2788.07	-83.18	66.65	1157.54
997.75	-53.44	-187.84	2337.88	-44.82	-216.36	2788.07	-82.62	64.27	1157.54
1036.80	-46.42	-225.88	2288.41	-35.52	-259.35	2731.18	-78.22	32.58	1169.05
1065.77	-40.07	-257.72	2230.56	-27.08	-295.08	2664.87	-74.18	3.65	1173.30
1085.61	-34.45	-283.11	2165.90	-19.48	-323.65	2590.88	-70.57	-22.05	1171.05
1097.31	-29.63	-301.82	2095.98	-12.69	-345.18	2510.96	-67.43	-44.06	1163.08
1097.31	-29.55	-302.95	2095.98	-12.63	-345.98	2510.96	-67.40	-44.84	1163.08
1101.66	-24.53	-317.63	2021.88	-5.17	-362.07	2426.41	-64.14	-64.57	1149.99
1099.51	-20.72	-328.84	1944.66	1.81	-374.23	2338.46	-61.90	-82.27	1132.42
1091.49	-18.07	-336.65	1865.17	8.32	-382.61	2248.06	-60.62	-97.90	1110.88
1078.28	-16.54	-341.16	1784.25	14.41	-387.38	2156.14	-60.27	-111.42	1085.87
1078.28	-16.50	-341.40	1784.25	14.42	-387.79	2156.14	-60.22	-111.50	1085.87
1060.50	-15.46	-343.37	1702.52	20.60	-389.92	2063.33	-60.29	-123.07	1057.86
1038.66	-15.30	-343.54	1620.51	26.52	-390.21	1970.19	-61.07	-133.27	1027.24
1013.23	-16.01	-341.92	1538.66	32.19	-388.72	1877.19	-62.52	-142.09	994.35
984.67	-17.56	-338.56	1457.46	37.63	-385.50	1784.80	-64.59	-149.50	959.53
984.67	-17.58	-338.31	1457.46	37.44	-385.65	1784.80	-64.31	-149.17	959.53
953.48	-19.33	-333.77	1377.26	43.09	-381.40	1693.28	-65.55	-155.42	923.17
919.95	-20.94	-328.02	1298.26	47.94	-376.12	1602.85	-66.56	-160.37	885.46
884.49	-22.40	-321.15	1220.76	51.97	-369.88	1513.80	-67.34	-164.10	846.71
847.50	-23.70	-313.27	1145.06	55.17	-362.74	1426.39	-67.88	-166.64	807.24
847.50	-23.70	-313.35	1145.06	55.18	-362.80	1426.39	-67.89	-166.71	807.24
809.25	-24.74	-305.03	1071.28	57.76	-355.28	1340.72	-68.12	-168.54	767.23
769.99	-25.65	-296.19	999.52	59.62	-347.35	1256.86	-68.14	-169.53	726.86

730.00	-26.42	-286.89	929.92	60.79	-338.99	1174.93	-67.95	-169.72	686.36
689.55	-27.05	-277.19	862.63	61.26	-330.15	1095.10	-67.55	-169.15	645.92
689.55	-27.05	-277.36	862.63	61.26	-330.02	1095.10	-67.54	-169.31	645.92
648.82	-27.45	-267.49	797.63	61.02	-321.14	1017.42	-66.84	-168.14	605.65
607.97	-27.71	-257.62	734.96	60.15	-312.08	941.85	-65.93	-166.56	565.70
567.18	-27.83	-247.80	674.64	58.68	-302.87	868.45	-64.80	-164.59	526.17
526.60	-27.80	-238.04	616.69	56.60	-293.52	797.30	-63.47	-162.25	487.18
526.60	-27.80	-238.06	616.69	56.61	-293.52	797.30	-63.46	-162.28	487.18
486.31	-27.60	-228.39	561.04	53.82	-284.32	728.37	-61.88	-159.59	448.78
446.44	-27.24	-218.85	507.67	50.45	-275.11	661.61	-60.06	-156.61	411.03
407.08	-26.72	-209.47	456.56	46.51	-265.92	597.04	-58.00	-153.39	374.03
368.36	-26.04	-200.32	407.68	42.01	-256.75	534.69	-55.70	-149.99	337.84
368.36	-26.04	-200.68	407.68	41.97	-257.19	534.69	-55.70	-150.36	337.84
330.23	-25.01	-191.66	360.88	37.40	-247.79	474.45	-52.98	-146.71	302.40
292.86	-23.79	-182.83	316.19	33.13	-238.28	416.44	-49.99	-142.91	267.83
256.34	-22.41	-174.20	273.58	29.14	-228.62	360.71	-46.74	-138.95	234.19
220.75	-20.86	-165.73	233.04	25.40	-218.77	307.34	-43.23	-134.83	201.53
220.75	-20.86	-165.61	233.04	25.35	-218.56	307.34	-43.21	-134.73	201.53
186.22	-19.06	-156.73	194.58	21.92	-207.78	256.45	-39.39	-129.89	169.94
152.95	-17.03	-147.45	158.27	18.74	-195.87	208.27	-35.22	-124.39	139.59
121.13	-14.73	-137.87	124.21	15.83	-183.13	163.02	-30.67	-118.35	110.60
90.95	-12.17	-128.10	92.48	13.21	-169.85	120.90	-25.74	-111.88	83.13
90.95	-12.16	-121.76	92.48	13.05	-162.70	120.90	-25.61	-105.53	83.13
63.67	-9.50	-114.75	64.24	10.83	-151.67	83.35	-20.57	-101.89	58.36
37.97	-6.68	-102.68	38.07	8.70	-133.86	49.00	-15.17	-92.98	34.87
15.95	-3.80	-81.91	15.91	6.41	-105.25	20.31	-9.48	-75.23	14.67
0.00	-0.95	-48.82	0.00	3.75	-61.83	0.00	-3.51	-45.09	0.00

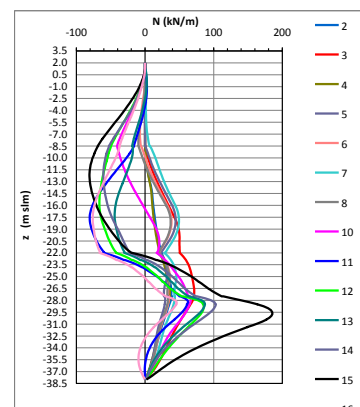
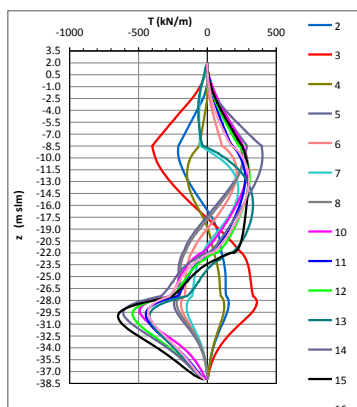
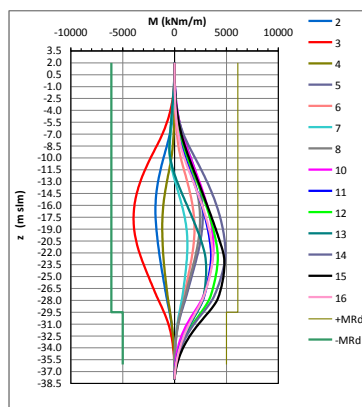
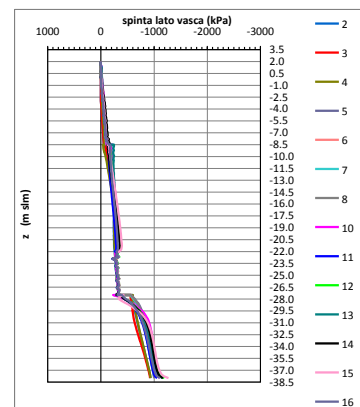
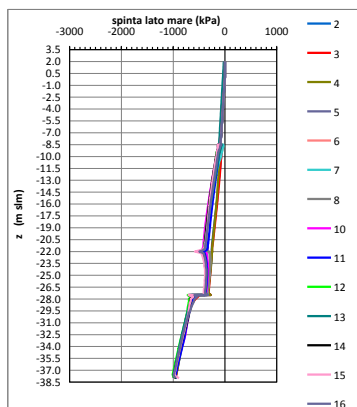
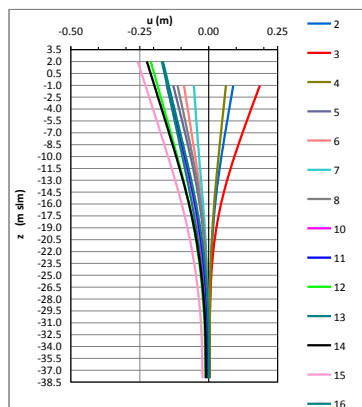
**Autorità Portuale di Taranto**

Interventi per il dragaggio di 2,3 M m³ di sedimenti in area Molo Polisettoriale e per la realizzazione di un primo lotto della cassa di colmanta funzionale all'ampliamento del V Sporgente del Porto di Taranto

Allegati alla relazione di calcolo strutturale allineamento "BC"

Data 05/2016
Rev. B
c.d.c.: C296A
514B

1.2.4 Grafici



Autorità Portuale di Taranto
Interventi per il dragaggio di 2,3 M m³ di sedimenti in area Molo Polisettoriale e per la realizzazione di un primo lotto della cassa di colmata funzionale all'ampliamento del V Sporgente del Porto di Taranto

Allegati alla relazione di calcolo strutturale allineamento "BC"

Data 05/2016
Rev. B
c.d.c.: C296A
514B

1.3 TABULATI DI INPUT ED OUTPUT SEZIONE 6 (C.D.)

1.3.1 Riepilogo deformazioni

FASE	2		3		4		5		6		7	
Y	Ux	Uy	Ux	Uy	Ux	Uy	Ux	Uy	Ux	Uy	Ux	Uy
[m]	[m]	[m]	[m]	[m]	[m]	[m]	[m]	[m]	[m]	[m]	[m]	[m]
3.50	0.000	0.000	0.000	0.000	0.000	0.000	0.000	0.000	0.000	0.000	0.000	0.000
3.23	0.000	0.000	0.000	0.000	0.000	0.000	0.000	0.000	0.000	0.000	0.000	0.000
2.95	0.000	0.000	0.000	0.000	0.000	0.000	0.000	0.000	0.000	0.000	0.000	0.000
2.68	0.000	0.000	0.000	0.000	0.000	0.000	0.000	0.000	0.000	0.000	0.000	0.000
2.40	0.000	0.000	0.000	0.000	0.000	0.000	0.000	0.000	0.000	0.000	0.000	0.000
2.40	0.000	0.000	0.000	0.000	0.000	0.000	0.000	0.000	0.000	0.000	0.000	0.000
2.30	0.000	0.000	0.000	0.000	0.000	0.000	0.000	0.000	0.000	0.000	0.000	0.000
2.20	0.000	0.000	0.000	0.000	0.000	0.000	0.000	0.000	0.000	0.000	0.000	0.000
2.10	0.000	0.000	0.000	0.000	0.000	0.000	0.000	0.000	0.000	0.000	0.000	0.000
2.00	0.000	0.000	0.000	0.000	0.000	0.000	0.000	0.000	0.000	0.000	0.000	0.000
2.00	0.089	0.003	0.183	0.004	0.045	0.003	-0.045	-0.004	0.006	-0.003	-0.085	-0.004
1.88	0.088	0.003	0.182	0.004	0.045	0.003	-0.045	-0.004	0.006	-0.003	-0.084	-0.004
1.75	0.087	0.003	0.181	0.004	0.045	0.003	-0.044	-0.004	0.006	-0.003	-0.083	-0.004
1.63	0.087	0.003	0.180	0.004	0.044	0.003	-0.044	-0.004	0.006	-0.003	-0.083	-0.004
1.50	0.086	0.003	0.178	0.004	0.044	0.003	-0.043	-0.004	0.006	-0.003	-0.082	-0.004
1.50	0.086	0.003	0.178	0.004	0.044	0.003	-0.043	-0.004	0.006	-0.003	-0.082	-0.004
1.31	0.086	0.003	0.177	0.004	0.044	0.003	-0.043	-0.004	0.006	-0.003	-0.081	-0.004
1.13	0.085	0.003	0.175	0.004	0.043	0.003	-0.042	-0.004	0.006	-0.003	-0.080	-0.004
0.94	0.084	0.003	0.173	0.004	0.043	0.003	-0.042	-0.004	0.006	-0.003	-0.079	-0.004
0.75	0.083	0.003	0.171	0.004	0.043	0.003	-0.041	-0.004	0.006	-0.003	-0.078	-0.004
0.75	0.083	0.003	0.171	0.004	0.043	0.003	-0.041	-0.004	0.006	-0.003	-0.078	-0.004
0.56	0.082	0.003	0.169	0.004	0.042	0.003	-0.041	-0.004	0.006	-0.003	-0.077	-0.004
0.38	0.081	0.003	0.168	0.004	0.042	0.003	-0.040	-0.004	0.006	-0.003	-0.076	-0.004
0.19	0.081	0.003	0.166	0.004	0.042	0.003	-0.040	-0.004	0.006	-0.003	-0.075	-0.004
0.00	0.080	0.003	0.164	0.004	0.041	0.003	-0.039	-0.004	0.006	-0.003	-0.075	-0.004
0.00	0.080	0.003	0.164	0.004	0.041	0.003	-0.039	-0.004	0.006	-0.003	-0.075	-0.004
-0.25	0.079	0.003	0.162	0.004	0.041	0.003	-0.038	-0.004	0.006	-0.003	-0.073	-0.004
-0.50	0.078	0.003	0.159	0.004	0.040	0.003	-0.038	-0.004	0.005	-0.003	-0.072	-0.004
-0.75	0.076	0.003	0.157	0.004	0.040	0.003	-0.037	-0.004	0.005	-0.003	-0.071	-0.004
-1.00	0.075	0.003	0.154	0.004	0.039	0.003	-0.036	-0.004	0.005	-0.003	-0.069	-0.004
-1.00	0.075	0.003	0.154	0.004	0.039	0.003	-0.036	-0.004	0.005	-0.003	-0.069	-0.004
-1.28	0.074	0.003	0.152	0.004	0.039	0.003	-0.035	-0.004	0.005	-0.003	-0.068	-0.004
-1.55	0.073	0.003	0.149	0.004	0.038	0.003	-0.034	-0.004	0.005	-0.003	-0.067	-0.004
-1.83	0.072	0.003	0.146	0.004	0.038	0.003	-0.034	-0.004	0.005	-0.003	-0.065	-0.004
-2.10	0.071	0.003	0.144	0.004	0.037	0.003	-0.033	-0.004	0.005	-0.003	-0.064	-0.004
-2.10	0.071	0.003	0.144	0.004	0.037	0.003	-0.033	-0.004	0.005	-0.003	-0.064	-0.004
-2.33	0.070	0.003	0.141	0.004	0.037	0.003	-0.032	-0.004	0.005	-0.003	-0.063	-0.004
-2.55	0.069	0.003	0.139	0.004	0.036	0.003	-0.031	-0.004	0.005	-0.003	-0.061	-0.004
-2.78	0.068	0.003	0.137	0.004	0.036	0.003	-0.031	-0.004	0.005	-0.003	-0.060	-0.004
-3.00	0.067	0.003	0.135	0.004	0.036	0.003	-0.030	-0.004	0.005	-0.003	-0.059	-0.004
-3.00	0.067	0.003	0.135	0.004	0.036	0.003	-0.030	-0.004	0.005	-0.003	-0.059	-0.004
-3.25	0.065	0.003	0.133	0.004	0.035	0.003	-0.029	-0.004	0.005	-0.003	-0.058	-0.004
-3.50	0.064	0.003	0.130	0.004	0.035	0.003	-0.029	-0.004	0.005	-0.003	-0.057	-0.004
-3.75	0.063	0.003	0.128	0.004	0.034	0.003	-0.028	-0.004	0.005	-0.003	-0.055	-0.004
-4.00	0.062	0.003	0.125	0.004	0.034	0.003	-0.027	-0.004	0.005	-0.003	-0.054	-0.004
-4.00	0.062	0.003	0.125	0.004	0.034	0.003	-0.027	-0.004	0.005	-0.003	-0.054	-0.004
-4.25	0.061	0.003	0.123	0.004	0.033	0.003	-0.026	-0.004	0.005	-0.003	-0.053	-0.004



Autorità Portuale di Taranto
 Interventi per il dragaggio di 2,3 M m³ di sedimenti in area Molo Polisettoriale e per la realizzazione di un primo lotto della cassa di colmanta funzionale all'ampliamento del V Sporgente del Porto di Taranto

Allegati alla relazione di calcolo strutturale allineamento "BC"

Data 05/2016
 Rev. B
 c.d.c.: C296A
 514B



-4.50	0.060	0.003	0.121	0.004	0.033	0.003	-0.026	-0.004	0.005	-0.003	-0.052	-0.004
-4.75	0.059	0.003	0.118	0.004	0.032	0.003	-0.025	-0.004	0.005	-0.003	-0.050	-0.004
-5.00	0.058	0.003	0.116	0.004	0.032	0.003	-0.024	-0.004	0.005	-0.003	-0.049	-0.004
-5.00	0.058	0.003	0.116	0.004	0.032	0.003	-0.024	-0.004	0.005	-0.003	-0.049	-0.004
-5.25	0.057	0.003	0.113	0.004	0.031	0.003	-0.024	-0.004	0.005	-0.003	-0.048	-0.004
-5.50	0.056	0.003	0.111	0.004	0.031	0.003	-0.023	-0.004	0.005	-0.003	-0.047	-0.004
-5.75	0.055	0.003	0.109	0.004	0.030	0.003	-0.022	-0.004	0.005	-0.003	-0.045	-0.004
-6.00	0.053	0.003	0.106	0.004	0.030	0.003	-0.021	-0.004	0.005	-0.003	-0.044	-0.004
-6.00	0.053	0.003	0.106	0.004	0.030	0.003	-0.021	-0.004	0.005	-0.003	-0.044	-0.004
-6.25	0.052	0.003	0.104	0.004	0.029	0.003	-0.021	-0.004	0.005	-0.003	-0.043	-0.004
-6.50	0.051	0.003	0.102	0.004	0.029	0.003	-0.020	-0.004	0.005	-0.003	-0.042	-0.004
-6.75	0.050	0.003	0.099	0.004	0.028	0.003	-0.019	-0.004	0.005	-0.003	-0.040	-0.004
-7.00	0.049	0.003	0.097	0.004	0.028	0.003	-0.019	-0.004	0.005	-0.003	-0.039	-0.004
-7.00	0.049	0.003	0.097	0.004	0.028	0.003	-0.019	-0.004	0.005	-0.003	-0.039	-0.004
-7.25	0.048	0.003	0.095	0.004	0.027	0.003	-0.018	-0.004	0.005	-0.003	-0.038	-0.004
-7.50	0.047	0.003	0.092	0.004	0.027	0.003	-0.017	-0.004	0.005	-0.003	-0.037	-0.004
-7.75	0.046	0.003	0.090	0.004	0.027	0.003	-0.017	-0.004	0.005	-0.003	-0.036	-0.004
-8.00	0.045	0.003	0.088	0.004	0.026	0.003	-0.016	-0.004	0.005	-0.003	-0.034	-0.004
-8.00	0.045	0.003	0.088	0.004	0.026	0.003	-0.016	-0.004	0.005	-0.003	-0.034	-0.004
-8.25	0.044	0.003	0.086	0.004	0.026	0.003	-0.015	-0.004	0.005	-0.003	-0.033	-0.004
-8.50	0.043	0.003	0.084	0.004	0.025	0.003	-0.015	-0.004	0.004	-0.003	-0.032	-0.004
-8.75	0.042	0.003	0.081	0.004	0.025	0.003	-0.014	-0.004	0.004	-0.003	-0.031	-0.004
-9.00	0.041	0.003	0.079	0.004	0.024	0.003	-0.013	-0.004	0.004	-0.003	-0.030	-0.004
-9.00	0.041	0.003	0.079	0.004	0.024	0.003	-0.013	-0.004	0.004	-0.003	-0.030	-0.004
-9.25	0.040	0.003	0.077	0.004	0.024	0.003	-0.013	-0.004	0.005	-0.003	-0.029	-0.004
-9.50	0.039	0.003	0.075	0.004	0.023	0.003	-0.012	-0.004	0.005	-0.003	-0.028	-0.004
-9.75	0.038	0.003	0.073	0.004	0.023	0.003	-0.011	-0.004	0.005	-0.003	-0.027	-0.004
-10.00	0.037	0.003	0.071	0.004	0.022	0.003	-0.011	-0.004	0.005	-0.003	-0.025	-0.004
-10.00	0.037	0.003	0.071	0.004	0.022	0.003	-0.011	-0.004	0.005	-0.003	-0.025	-0.004
-10.25	0.036	0.003	0.069	0.004	0.022	0.003	-0.010	-0.004	0.005	-0.003	-0.024	-0.004
-10.50	0.035	0.003	0.067	0.004	0.022	0.003	-0.010	-0.004	0.005	-0.003	-0.023	-0.004
-10.75	0.034	0.003	0.065	0.004	0.021	0.003	-0.009	-0.004	0.005	-0.003	-0.022	-0.004
-11.00	0.033	0.003	0.063	0.004	0.021	0.003	-0.008	-0.004	0.005	-0.003	-0.021	-0.004
-11.00	0.033	0.003	0.063	0.004	0.021	0.003	-0.008	-0.004	0.005	-0.003	-0.021	-0.004
-11.25	0.032	0.003	0.061	0.004	0.020	0.003	-0.008	-0.004	0.005	-0.003	-0.020	-0.004
-11.50	0.031	0.003	0.059	0.004	0.020	0.003	-0.007	-0.004	0.005	-0.003	-0.019	-0.004
-11.75	0.031	0.003	0.057	0.004	0.019	0.003	-0.007	-0.004	0.005	-0.003	-0.018	-0.004
-12.00	0.030	0.003	0.055	0.004	0.019	0.003	-0.006	-0.004	0.005	-0.003	-0.017	-0.004
-12.00	0.030	0.003	0.055	0.004	0.019	0.003	-0.006	-0.004	0.005	-0.003	-0.017	-0.004
-12.25	0.029	0.003	0.053	0.004	0.019	0.003	-0.006	-0.004	0.005	-0.003	-0.016	-0.004
-12.50	0.028	0.003	0.052	0.004	0.018	0.003	-0.005	-0.004	0.005	-0.003	-0.015	-0.004
-12.75	0.027	0.003	0.050	0.004	0.018	0.003	-0.005	-0.004	0.005	-0.003	-0.015	-0.004
-13.00	0.027	0.003	0.048	0.004	0.017	0.003	-0.004	-0.004	0.005	-0.003	-0.014	-0.004
-13.00	0.027	0.003	0.048	0.004	0.017	0.003	-0.004	-0.004	0.005	-0.003	-0.014	-0.004
-13.25	0.026	0.003	0.047	0.004	0.017	0.003	-0.004	-0.004	0.005	-0.003	-0.013	-0.004
-13.50	0.025	0.003	0.045	0.004	0.017	0.003	-0.003	-0.004	0.005	-0.003	-0.012	-0.004
-13.75	0.024	0.003	0.043	0.004	0.016	0.003	-0.003	-0.004	0.005	-0.003	-0.011	-0.004
-14.00	0.024	0.003	0.042	0.004	0.016	0.003	-0.002	-0.004	0.005	-0.003	-0.010	-0.004
-14.00	0.024	0.003	0.042	0.004	0.016	0.003	-0.002	-0.004	0.005	-0.003	-0.010	-0.004
-14.25	0.023	0.003	0.040	0.004	0.015	0.003	-0.002	-0.004	0.005	-0.003	-0.010	-0.004



Autorità Portuale di Taranto
 Interventi per il dragaggio di 2,3 M m³ di sedimenti in area Molo Polisettoriale e per la realizzazione di un primo lotto della cassa di colmanta funzionale all'ampliamento del V Sporgente del Porto di Taranto

Allegati alla relazione di calcolo strutturale allineamento "BC"

Data 05/2016
 Rev. B
 c.d.c.: C296A
 514B



-14.50	0.022	0.003	0.039	0.004	0.015	0.003	-0.002	-0.004	0.005	-0.003	-0.009	-0.004
-14.75	0.022	0.003	0.037	0.004	0.015	0.003	-0.001	-0.004	0.005	-0.003	-0.008	-0.004
-15.00	0.021	0.003	0.036	0.004	0.014	0.003	-0.001	-0.004	0.005	-0.003	-0.008	-0.004
-15.00	0.021	0.003	0.036	0.004	0.014	0.003	-0.001	-0.004	0.005	-0.003	-0.008	-0.004
-15.25	0.020	0.003	0.035	0.004	0.014	0.003	-0.001	-0.004	0.005	-0.003	-0.007	-0.004
-15.50	0.020	0.003	0.033	0.004	0.014	0.003	0.000	-0.004	0.006	-0.003	-0.006	-0.004
-15.75	0.019	0.003	0.032	0.004	0.013	0.003	0.000	-0.004	0.006	-0.003	-0.006	-0.004
-16.00	0.018	0.003	0.031	0.004	0.013	0.003	0.000	-0.004	0.006	-0.003	-0.005	-0.004
-16.00	0.018	0.003	0.031	0.004	0.013	0.003	0.000	-0.004	0.006	-0.003	-0.005	-0.004
-16.25	0.018	0.003	0.030	0.004	0.013	0.003	0.001	-0.004	0.006	-0.003	-0.004	-0.004
-16.50	0.017	0.003	0.029	0.004	0.013	0.003	0.001	-0.004	0.006	-0.003	-0.004	-0.004
-16.75	0.017	0.003	0.027	0.004	0.012	0.003	0.001	-0.004	0.006	-0.003	-0.003	-0.004
-17.00	0.016	0.003	0.026	0.004	0.012	0.003	0.002	-0.004	0.006	-0.003	-0.003	-0.004
-17.00	0.016	0.003	0.026	0.004	0.012	0.003	0.002	-0.004	0.006	-0.003	-0.003	-0.004
-17.25	0.016	0.003	0.025	0.004	0.012	0.003	0.002	-0.004	0.006	-0.003	-0.002	-0.004
-17.50	0.015	0.003	0.024	0.004	0.011	0.003	0.002	-0.004	0.006	-0.003	-0.002	-0.004
-17.75	0.015	0.003	0.023	0.004	0.011	0.003	0.002	-0.004	0.006	-0.003	-0.001	-0.004
-18.00	0.014	0.003	0.022	0.004	0.011	0.003	0.002	-0.004	0.006	-0.003	-0.001	-0.004
-18.00	0.014	0.003	0.022	0.004	0.011	0.003	0.002	-0.004	0.006	-0.003	-0.001	-0.004
-18.25	0.014	0.003	0.022	0.004	0.011	0.003	0.003	-0.004	0.006	-0.003	-0.001	-0.004
-18.50	0.014	0.003	0.021	0.004	0.010	0.003	0.003	-0.004	0.006	-0.003	0.000	-0.004
-18.75	0.013	0.003	0.020	0.004	0.010	0.003	0.003	-0.004	0.006	-0.003	0.000	-0.004
-19.00	0.013	0.003	0.019	0.004	0.010	0.003	0.003	-0.004	0.006	-0.003	0.000	-0.004
-19.00	0.013	0.003	0.019	0.004	0.010	0.003	0.003	-0.004	0.006	-0.003	0.000	-0.004
-19.25	0.012	0.003	0.018	0.004	0.010	0.003	0.003	-0.004	0.006	-0.003	0.001	-0.004
-19.50	0.012	0.003	0.018	0.004	0.010	0.003	0.003	-0.004	0.006	-0.003	0.001	-0.004
-19.75	0.012	0.003	0.017	0.004	0.009	0.003	0.004	-0.004	0.006	-0.003	0.001	-0.004
-20.00	0.011	0.003	0.016	0.004	0.009	0.003	0.004	-0.004	0.006	-0.003	0.002	-0.004
-20.00	0.011	0.003	0.016	0.004	0.009	0.003	0.004	-0.004	0.006	-0.003	0.002	-0.004
-20.25	0.011	0.003	0.016	0.004	0.009	0.003	0.004	-0.004	0.006	-0.003	0.002	-0.004
-20.50	0.011	0.003	0.015	0.004	0.009	0.003	0.004	-0.004	0.006	-0.003	0.002	-0.004
-20.75	0.010	0.003	0.014	0.004	0.009	0.003	0.004	-0.004	0.006	-0.003	0.002	-0.004
-21.00	0.010	0.003	0.014	0.004	0.008	0.003	0.004	-0.004	0.006	-0.003	0.002	-0.004
-21.00	0.010	0.003	0.014	0.004	0.008	0.003	0.004	-0.004	0.006	-0.003	0.002	-0.004
-21.25	0.010	0.003	0.013	0.004	0.008	0.003	0.004	-0.004	0.006	-0.003	0.003	-0.004
-21.50	0.010	0.003	0.013	0.004	0.008	0.003	0.004	-0.004	0.006	-0.003	0.003	-0.004
-21.75	0.009	0.003	0.012	0.004	0.008	0.003	0.004	-0.004	0.006	-0.003	0.003	-0.004
-22.00	0.009	0.003	0.012	0.004	0.008	0.003	0.004	-0.004	0.006	-0.003	0.003	-0.004
-22.00	0.009	0.003	0.012	0.004	0.008	0.003	0.004	-0.004	0.006	-0.003	0.003	-0.004
-22.25	0.009	0.003	0.011	0.004	0.008	0.003	0.004	-0.004	0.006	-0.003	0.003	-0.004
-22.50	0.009	0.003	0.011	0.004	0.007	0.003	0.004	-0.004	0.006	-0.003	0.003	-0.004
-22.75	0.008	0.003	0.011	0.004	0.007	0.003	0.004	-0.004	0.006	-0.003	0.003	-0.004
-23.00	0.008	0.003	0.010	0.004	0.007	0.003	0.004	-0.004	0.006	-0.003	0.004	-0.004
-23.00	0.008	0.003	0.010	0.004	0.007	0.003	0.004	-0.004	0.006	-0.003	0.004	-0.004
-23.25	0.008	0.003	0.010	0.004	0.007	0.003	0.004	-0.004	0.006	-0.003	0.004	-0.004
-23.50	0.008	0.003	0.009	0.004	0.007	0.003	0.005	-0.004	0.006	-0.003	0.004	-0.004
-23.75	0.008	0.003	0.009	0.004	0.007	0.003	0.005	-0.004	0.006	-0.003	0.004	-0.004
-24.00	0.007	0.003	0.009	0.004	0.007	0.003	0.005	-0.004	0.005	-0.003	0.004	-0.004
-24.00	0.007	0.003	0.009	0.004	0.007	0.003	0.005	-0.004	0.005	-0.003	0.004	-0.004
-24.25	0.007	0.003	0.009	0.004	0.006	0.003	0.005	-0.004	0.005	-0.003	0.004	-0.004



Autorità Portuale di Taranto

Interventi per il dragaggio di 2,3 M m³ di sedimenti in area Molo Polisettoriale e per la realizzazione di un primo lotto della cassa di colmata funzionale all'ampliamento del V Sporgente del Porto di Taranto

Allegati alla relazione di calcolo strutturale allineamento "BC"

Data 05/2016
Rev. B
c.d.c.: C296A
514B



-24.50	0.007	0.003	0.008	0.004	0.006	0.003	0.005	-0.004	0.005	-0.003	0.004	-0.004
-24.75	0.007	0.003	0.008	0.004	0.006	0.003	0.005	-0.004	0.005	-0.003	0.004	-0.004
-25.00	0.007	0.003	0.008	0.004	0.006	0.003	0.005	-0.004	0.005	-0.003	0.004	-0.004
-25.00	0.007	0.003	0.008	0.004	0.006	0.003	0.005	-0.004	0.005	-0.003	0.004	-0.004
-25.25	0.007	0.003	0.008	0.004	0.006	0.003	0.004	-0.004	0.005	-0.003	0.004	-0.004
-25.50	0.007	0.003	0.007	0.004	0.006	0.003	0.004	-0.004	0.005	-0.003	0.004	-0.004
-25.75	0.006	0.003	0.007	0.004	0.006	0.003	0.004	-0.004	0.005	-0.003	0.004	-0.004
-26.00	0.006	0.003	0.007	0.004	0.006	0.003	0.004	-0.004	0.005	-0.003	0.004	-0.004
-26.00	0.006	0.003	0.007	0.004	0.006	0.003	0.004	-0.004	0.005	-0.003	0.004	-0.004
-26.25	0.006	0.003	0.007	0.004	0.006	0.003	0.004	-0.004	0.005	-0.003	0.004	-0.004
-26.50	0.006	0.003	0.007	0.004	0.005	0.003	0.004	-0.004	0.005	-0.003	0.004	-0.004
-26.75	0.006	0.003	0.006	0.004	0.005	0.003	0.004	-0.004	0.005	-0.003	0.004	-0.004
-27.00	0.006	0.003	0.006	0.004	0.005	0.003	0.004	-0.004	0.005	-0.003	0.004	-0.004
-27.00	0.006	0.003	0.006	0.004	0.005	0.003	0.004	-0.004	0.005	-0.003	0.004	-0.004
-27.25	0.006	0.003	0.006	0.004	0.005	0.003	0.004	-0.004	0.005	-0.003	0.004	-0.004
-27.50	0.006	0.003	0.006	0.004	0.005	0.003	0.004	-0.004	0.005	-0.003	0.004	-0.004
-27.75	0.006	0.003	0.006	0.004	0.005	0.003	0.004	-0.004	0.005	-0.003	0.004	-0.004
-28.00	0.005	0.003	0.006	0.004	0.005	0.003	0.004	-0.004	0.005	-0.003	0.004	-0.004
-28.00	0.005	0.003	0.006	0.004	0.005	0.003	0.004	-0.004	0.005	-0.003	0.004	-0.004
-28.25	0.005	0.003	0.006	0.004	0.005	0.003	0.004	-0.004	0.005	-0.003	0.004	-0.004
-28.50	0.005	0.003	0.006	0.004	0.005	0.003	0.004	-0.004	0.005	-0.003	0.004	-0.004
-28.75	0.005	0.003	0.006	0.004	0.005	0.003	0.004	-0.004	0.005	-0.003	0.004	-0.004
-29.00	0.005	0.003	0.006	0.004	0.005	0.003	0.004	-0.004	0.005	-0.003	0.004	-0.004
-29.00	0.005	0.003	0.006	0.004	0.005	0.003	0.004	-0.004	0.005	-0.003	0.004	-0.004
-29.25	0.005	0.003	0.005	0.004	0.005	0.003	0.004	-0.004	0.005	-0.003	0.004	-0.004
-29.50	0.005	0.003	0.005	0.004	0.005	0.003	0.004	-0.004	0.005	-0.003	0.004	-0.004
-29.75	0.005	0.003	0.005	0.004	0.005	0.003	0.004	-0.004	0.005	-0.003	0.004	-0.004
-30.00	0.005	0.003	0.005	0.004	0.005	0.003	0.004	-0.004	0.004	-0.003	0.004	-0.004
-30.00	0.005	0.003	0.005	0.004	0.005	0.003	0.004	-0.004	0.004	-0.003	0.004	-0.004
-30.25	0.005	0.003	0.005	0.004	0.005	0.003	0.004	-0.004	0.004	-0.003	0.004	-0.004
-30.50	0.005	0.003	0.005	0.004	0.005	0.003	0.004	-0.004	0.004	-0.003	0.004	-0.004
-30.75	0.005	0.003	0.005	0.004	0.004	0.003	0.004	-0.004	0.004	-0.003	0.004	-0.004
-31.00	0.005	0.003	0.005	0.004	0.004	0.003	0.004	-0.004	0.004	-0.003	0.004	-0.004
-31.00	0.005	0.003	0.005	0.004	0.004	0.003	0.004	-0.004	0.004	-0.003	0.004	-0.004
-31.25	0.005	0.003	0.005	0.004	0.004	0.003	0.004	-0.004	0.004	-0.003	0.004	-0.004
-31.50	0.005	0.003	0.005	0.004	0.004	0.003	0.004	-0.004	0.004	-0.003	0.004	-0.004
-31.75	0.005	0.003	0.005	0.004	0.004	0.003	0.004	-0.004	0.004	-0.003	0.004	-0.004
-32.00	0.005	0.003	0.005	0.004	0.004	0.003	0.004	-0.004	0.004	-0.003	0.003	-0.004
-32.00	0.005	0.003	0.005	0.004	0.004	0.003	0.004	-0.004	0.004	-0.003	0.003	-0.004
-32.25	0.005	0.003	0.005	0.004	0.004	0.003	0.004	-0.004	0.004	-0.003	0.003	-0.004
-32.50	0.005	0.003	0.005	0.004	0.004	0.003	0.004	-0.004	0.004	-0.003	0.003	-0.004
-32.75	0.005	0.003	0.005	0.004	0.004	0.003	0.004	-0.004	0.004	-0.003	0.003	-0.004
-33.00	0.005	0.003	0.005	0.004	0.004	0.003	0.004	-0.004	0.004	-0.003	0.003	-0.004
-33.00	0.005	0.003	0.005	0.004	0.004	0.003	0.004	-0.004	0.004	-0.003	0.003	-0.004
-33.25	0.005	0.003	0.005	0.004	0.004	0.003	0.004	-0.004	0.004	-0.003	0.003	-0.004
-33.50	0.004	0.003	0.005	0.004	0.004	0.003	0.004	-0.004	0.004	-0.003	0.003	-0.004
-33.75	0.004	0.003	0.005	0.004	0.004	0.003	0.004	-0.004	0.004	-0.003	0.003	-0.004
-34.00	0.004	0.003	0.005	0.004	0.004	0.003	0.004	-0.004	0.004	-0.003	0.003	-0.004
-34.00	0.004	0.003	0.005	0.004	0.004	0.003	0.004	-0.004	0.004	-0.003	0.003	-0.004
-34.25	0.004	0.003	0.005	0.004	0.004	0.003	0.004	-0.004	0.004	-0.003	0.003	-0.004



Autorità Portuale di Taranto
 Interventi per il dragaggio di 2,3 M m³ di sedimenti in area Molo Polisettoriale e per la realizzazione di un primo lotto della cassa di colmanta funzionale all'ampliamento del V Sporgente del Porto di Taranto

Allegati alla relazione di calcolo strutturale allineamento "BC"

Data 05/2016
 Rev. B
 c.d.c.: C296A
 514B



-34.50	0.004	0.003	0.005	0.004	0.004	0.003	0.003	-0.004	0.004	-0.003	0.003	-0.004
-34.75	0.004	0.003	0.005	0.004	0.004	0.003	0.003	-0.004	0.004	-0.003	0.003	-0.004
-35.00	0.004	0.003	0.005	0.004	0.004	0.003	0.003	-0.004	0.004	-0.003	0.003	-0.004
-35.00	0.004	0.003	0.005	0.004	0.004	0.003	0.003	-0.004	0.004	-0.003	0.003	-0.004
-35.25	0.004	0.003	0.005	0.004	0.004	0.003	0.003	-0.004	0.004	-0.003	0.003	-0.004
-35.50	0.004	0.003	0.005	0.004	0.004	0.003	0.003	-0.004	0.004	-0.003	0.003	-0.004
-35.75	0.004	0.003	0.005	0.004	0.004	0.003	0.003	-0.004	0.004	-0.003	0.003	-0.004
-36.00	0.004	0.003	0.005	0.004	0.004	0.003	0.003	-0.004	0.004	-0.003	0.003	-0.004
-36.00	0.004	0.003	0.005	0.004	0.004	0.003	0.003	-0.004	0.004	-0.003	0.003	-0.004
-36.25	0.004	0.003	0.005	0.004	0.004	0.003	0.003	-0.004	0.004	-0.003	0.003	-0.004
-36.50	0.004	0.003	0.005	0.004	0.004	0.003	0.003	-0.004	0.004	-0.003	0.003	-0.004
-36.75	0.004	0.003	0.005	0.004	0.004	0.003	0.003	-0.004	0.004	-0.003	0.003	-0.004
-37.00	0.004	0.003	0.005	0.004	0.004	0.003	0.003	-0.004	0.004	-0.003	0.003	-0.004



Autorità Portuale di Taranto

Interventi per il dragaggio di 2,3 M m³ di sedimenti in area Molo Polisettoriale e per la realizzazione di un primo lotto della cassa di colmata funzionale all'ampliamento del V Sporgente del Porto di Taranto

Allegati alla relazione di calcolo strutturale allineamento "BC"

Data 05/2016
Rev. B
c.d.c.: C296A
514B



8		11		12		13		14		15	
Ux	Uy	Ux	Uy	Ux	Uy	Ux	Uy	Ux	Uy	Ux	Uy
[m]	[m]	[m]	[m]	[m]	[m]	[m]	[m]	[m]	[m]	[m]	[m]
0.000	0.000	0.000	0.000	0.000	0.000	0.000	0.000	0.000	0.000	0.000	0.000
0.000	0.000	0.000	0.000	0.000	0.000	0.000	0.000	0.000	0.000	0.000	0.000
0.000	0.000	0.000	0.000	0.000	0.000	0.000	0.000	0.000	0.000	0.000	0.000
0.000	0.000	0.000	0.000	0.000	0.000	0.000	0.000	0.000	0.000	0.000	0.000
0.000	0.000	0.000	0.000	0.000	0.000	0.000	0.000	0.000	0.000	0.000	0.000
0.000	0.000	0.000	0.000	0.000	0.000	0.000	0.000	0.000	0.000	0.000	0.000
0.000	0.000	0.000	0.000	0.000	0.000	0.000	0.000	0.000	0.000	0.000	0.000
0.000	0.000	0.000	0.000	0.000	0.000	0.000	0.000	0.000	0.000	0.000	0.000
0.000	0.000	0.000	0.000	0.000	0.000	0.000	0.000	0.000	0.000	0.000	0.000
0.000	0.000	0.000	0.000	0.000	0.000	0.000	0.000	0.000	0.000	0.000	0.000
0.000	0.000	0.000	0.000	0.000	0.000	0.000	0.000	0.000	0.000	0.000	0.000
0.000	0.000	0.000	0.000	0.000	0.000	0.000	0.000	0.000	0.000	0.000	0.000
0.000	0.000	0.000	0.000	0.000	0.000	0.000	0.000	0.000	0.000	0.000	0.000
0.000	0.000	0.000	0.000	0.000	0.000	0.000	0.000	0.000	0.000	0.000	0.000
0.000	0.000	0.000	0.000	0.000	0.000	0.000	0.000	0.000	0.000	0.000	0.000
0.000	0.000	0.000	0.000	0.000	0.000	0.000	0.000	0.000	0.000	0.000	0.000
0.000	0.000	0.000	0.000	0.000	0.000	0.000	0.000	0.000	0.000	0.000	0.000
0.000	0.000	0.000	0.000	0.000	0.000	0.000	0.000	0.000	0.000	0.000	0.000
0.000	0.000	0.000	0.000	0.000	0.000	0.000	0.000	0.000	0.000	0.000	0.000
-0.127	-0.005	-0.133	-0.006	-0.103	-0.006	-0.158	-0.006	-0.177	-0.007	-0.097	-0.005
-0.126	-0.005	-0.132	-0.006	-0.102	-0.006	-0.157	-0.006	-0.176	-0.007	-0.096	-0.005
-0.125	-0.005	-0.131	-0.006	-0.101	-0.006	-0.156	-0.006	-0.175	-0.007	-0.095	-0.005
-0.124	-0.005	-0.130	-0.006	-0.101	-0.006	-0.155	-0.006	-0.174	-0.007	-0.095	-0.005
-0.124	-0.005	-0.129	-0.006	-0.100	-0.006	-0.155	-0.006	-0.173	-0.007	-0.094	-0.005
-0.124	-0.005	-0.129	-0.006	-0.100	-0.006	-0.155	-0.006	-0.173	-0.007	-0.094	-0.005
-0.122	-0.005	-0.128	-0.006	-0.099	-0.006	-0.153	-0.006	-0.171	-0.007	-0.093	-0.005
-0.121	-0.005	-0.127	-0.006	-0.098	-0.006	-0.152	-0.006	-0.170	-0.007	-0.092	-0.005
-0.120	-0.005	-0.126	-0.006	-0.097	-0.006	-0.150	-0.006	-0.169	-0.007	-0.091	-0.005
-0.119	-0.005	-0.124	-0.006	-0.096	-0.006	-0.149	-0.006	-0.167	-0.007	-0.089	-0.005
-0.119	-0.005	-0.124	-0.006	-0.096	-0.006	-0.149	-0.006	-0.167	-0.007	-0.089	-0.005
-0.118	-0.005	-0.123	-0.006	-0.095	-0.006	-0.147	-0.006	-0.166	-0.007	-0.088	-0.005
-0.116	-0.005	-0.122	-0.006	-0.094	-0.006	-0.146	-0.006	-0.164	-0.007	-0.087	-0.005
-0.115	-0.005	-0.121	-0.006	-0.093	-0.006	-0.145	-0.006	-0.163	-0.007	-0.086	-0.005
-0.114	-0.005	-0.119	-0.006	-0.092	-0.006	-0.143	-0.006	-0.162	-0.007	-0.085	-0.005
-0.114	-0.005	-0.119	-0.006	-0.092	-0.006	-0.143	-0.006	-0.162	-0.007	-0.085	-0.005
-0.112	-0.005	-0.118	-0.006	-0.090	-0.006	-0.141	-0.006	-0.160	-0.007	-0.084	-0.005
-0.111	-0.005	-0.116	-0.006	-0.089	-0.006	-0.139	-0.006	-0.158	-0.007	-0.082	-0.005
-0.109	-0.005	-0.115	-0.006	-0.088	-0.006	-0.137	-0.006	-0.156	-0.007	-0.081	-0.005
-0.107	-0.005	-0.113	-0.006	-0.086	-0.006	-0.136	-0.006	-0.154	-0.007	-0.079	-0.005
-0.107	-0.005	-0.113	-0.006	-0.086	-0.006	-0.136	-0.006	-0.154	-0.007	-0.079	-0.005
-0.106	-0.005	-0.111	-0.006	-0.085	-0.006	-0.133	-0.006	-0.152	-0.007	-0.078	-0.005
-0.104	-0.005	-0.109	-0.006	-0.083	-0.006	-0.131	-0.006	-0.150	-0.007	-0.076	-0.005
-0.102	-0.005	-0.107	-0.006	-0.082	-0.006	-0.129	-0.006	-0.148	-0.007	-0.074	-0.005
-0.100	-0.005	-0.106	-0.006	-0.081	-0.006	-0.127	-0.006	-0.146	-0.007	-0.073	-0.005
-0.100	-0.005	-0.106	-0.006	-0.081	-0.006	-0.127	-0.006	-0.146	-0.007	-0.073	-0.005
-0.099	-0.005	-0.104	-0.006	-0.079	-0.006	-0.126	-0.006	-0.144	-0.007	-0.071	-0.005
-0.097	-0.005	-0.103	-0.006	-0.078	-0.006	-0.124	-0.006	-0.142	-0.007	-0.070	-0.005
-0.096	-0.005	-0.101	-0.006	-0.077	-0.006	-0.122	-0.006	-0.141	-0.007	-0.069	-0.005
-0.094	-0.005	-0.100	-0.006	-0.076	-0.006	-0.120	-0.006	-0.139	-0.007	-0.068	-0.005
-0.094	-0.005	-0.100	-0.006	-0.076	-0.006	-0.120	-0.006	-0.139	-0.007	-0.068	-0.005
-0.093	-0.005	-0.098	-0.006	-0.074	-0.006	-0.119	-0.006	-0.137	-0.007	-0.066	-0.005
-0.091	-0.005	-0.096	-0.006	-0.073	-0.006	-0.117	-0.006	-0.135	-0.007	-0.065	-0.005
-0.090	-0.005	-0.095	-0.006	-0.072	-0.006	-0.115	-0.006	-0.133	-0.007	-0.063	-0.005
-0.088	-0.005	-0.093	-0.006	-0.070	-0.006	-0.113	-0.006	-0.131	-0.007	-0.062	-0.005
-0.088	-0.005	-0.093	-0.006	-0.070	-0.006	-0.113	-0.006	-0.131	-0.007	-0.062	-0.005
-0.086	-0.005	-0.092	-0.006	-0.069	-0.006	-0.111	-0.006	-0.129	-0.007	-0.060	-0.005



Autorità Portuale di Taranto
 Interventi per il dragaggio di 2,3 M m³ di sedimenti in area Molo Polisettoriale e per la realizzazione di un primo lotto della cassa di colmanta funzionale all'ampliamento del V Sporgente del Porto di Taranto

Allegati alla relazione di calcolo strutturale allineamento "BC"

Data 05/2016
 Rev. B
 c.d.c.: C296A
 514B



-0.085	-0.005	-0.090	-0.006	-0.068	-0.006	-0.109	-0.006	-0.128	-0.007	-0.059	-0.005
-0.083	-0.005	-0.088	-0.006	-0.066	-0.006	-0.107	-0.006	-0.126	-0.007	-0.057	-0.005
-0.081	-0.005	-0.087	-0.006	-0.065	-0.006	-0.105	-0.006	-0.124	-0.007	-0.056	-0.005
-0.081	-0.005	-0.087	-0.006	-0.065	-0.006	-0.105	-0.006	-0.124	-0.007	-0.056	-0.005
-0.080	-0.005	-0.085	-0.006	-0.064	-0.006	-0.104	-0.006	-0.122	-0.007	-0.055	-0.005
-0.078	-0.005	-0.083	-0.006	-0.062	-0.006	-0.102	-0.006	-0.120	-0.007	-0.053	-0.005
-0.077	-0.005	-0.082	-0.006	-0.061	-0.006	-0.100	-0.006	-0.118	-0.007	-0.052	-0.005
-0.075	-0.005	-0.080	-0.006	-0.060	-0.006	-0.098	-0.006	-0.116	-0.007	-0.050	-0.005
-0.075	-0.005	-0.080	-0.006	-0.060	-0.006	-0.098	-0.006	-0.116	-0.007	-0.050	-0.005
-0.074	-0.005	-0.079	-0.006	-0.058	-0.006	-0.096	-0.006	-0.115	-0.007	-0.049	-0.005
-0.072	-0.005	-0.077	-0.006	-0.057	-0.006	-0.094	-0.006	-0.113	-0.007	-0.047	-0.005
-0.070	-0.005	-0.075	-0.006	-0.056	-0.006	-0.092	-0.006	-0.111	-0.007	-0.046	-0.005
-0.069	-0.005	-0.074	-0.006	-0.055	-0.006	-0.091	-0.006	-0.109	-0.007	-0.045	-0.005
-0.069	-0.005	-0.074	-0.006	-0.055	-0.006	-0.091	-0.006	-0.109	-0.007	-0.045	-0.005
-0.067	-0.005	-0.072	-0.006	-0.053	-0.006	-0.089	-0.006	-0.107	-0.007	-0.043	-0.005
-0.066	-0.005	-0.071	-0.006	-0.052	-0.006	-0.087	-0.006	-0.105	-0.007	-0.042	-0.005
-0.064	-0.005	-0.069	-0.006	-0.051	-0.006	-0.085	-0.006	-0.104	-0.007	-0.040	-0.005
-0.063	-0.005	-0.068	-0.006	-0.049	-0.006	-0.083	-0.006	-0.102	-0.007	-0.039	-0.005
-0.063	-0.005	-0.068	-0.006	-0.049	-0.006	-0.083	-0.006	-0.102	-0.007	-0.039	-0.005
-0.061	-0.005	-0.066	-0.006	-0.048	-0.006	-0.082	-0.006	-0.100	-0.007	-0.038	-0.005
-0.060	-0.005	-0.064	-0.006	-0.047	-0.006	-0.080	-0.006	-0.098	-0.007	-0.036	-0.005
-0.058	-0.005	-0.063	-0.006	-0.046	-0.006	-0.078	-0.006	-0.096	-0.007	-0.035	-0.005
-0.057	-0.005	-0.061	-0.006	-0.044	-0.006	-0.076	-0.006	-0.095	-0.007	-0.034	-0.005
-0.057	-0.005	-0.061	-0.006	-0.044	-0.006	-0.076	-0.006	-0.095	-0.007	-0.034	-0.005
-0.055	-0.005	-0.060	-0.006	-0.043	-0.006	-0.074	-0.006	-0.093	-0.007	-0.032	-0.005
-0.054	-0.005	-0.058	-0.006	-0.042	-0.006	-0.073	-0.006	-0.091	-0.007	-0.031	-0.005
-0.052	-0.005	-0.057	-0.006	-0.041	-0.006	-0.071	-0.006	-0.089	-0.007	-0.030	-0.005
-0.051	-0.005	-0.055	-0.006	-0.040	-0.006	-0.069	-0.006	-0.088	-0.007	-0.028	-0.005
-0.051	-0.005	-0.055	-0.006	-0.040	-0.006	-0.069	-0.006	-0.088	-0.007	-0.028	-0.005
-0.049	-0.005	-0.054	-0.006	-0.038	-0.006	-0.068	-0.006	-0.086	-0.007	-0.027	-0.005
-0.048	-0.005	-0.053	-0.006	-0.037	-0.006	-0.066	-0.006	-0.084	-0.007	-0.026	-0.005
-0.046	-0.005	-0.051	-0.006	-0.036	-0.006	-0.064	-0.006	-0.083	-0.007	-0.025	-0.005
-0.045	-0.005	-0.050	-0.006	-0.035	-0.006	-0.063	-0.006	-0.081	-0.007	-0.023	-0.005
-0.045	-0.005	-0.050	-0.006	-0.035	-0.006	-0.063	-0.006	-0.081	-0.007	-0.023	-0.005
-0.044	-0.005	-0.048	-0.006	-0.034	-0.006	-0.061	-0.006	-0.079	-0.007	-0.022	-0.005
-0.042	-0.005	-0.047	-0.006	-0.033	-0.006	-0.059	-0.006	-0.078	-0.007	-0.021	-0.005
-0.041	-0.005	-0.046	-0.006	-0.032	-0.006	-0.058	-0.006	-0.076	-0.007	-0.020	-0.005
-0.040	-0.005	-0.044	-0.006	-0.030	-0.006	-0.056	-0.006	-0.075	-0.007	-0.019	-0.005
-0.040	-0.005	-0.044	-0.006	-0.030	-0.006	-0.056	-0.006	-0.075	-0.007	-0.019	-0.005
-0.038	-0.005	-0.043	-0.006	-0.029	-0.006	-0.055	-0.006	-0.073	-0.007	-0.017	-0.005
-0.037	-0.005	-0.042	-0.006	-0.028	-0.006	-0.053	-0.006	-0.071	-0.007	-0.016	-0.005
-0.036	-0.005	-0.040	-0.006	-0.027	-0.006	-0.052	-0.006	-0.070	-0.007	-0.015	-0.005
-0.034	-0.005	-0.039	-0.006	-0.026	-0.006	-0.050	-0.006	-0.068	-0.007	-0.014	-0.005
-0.034	-0.005	-0.039	-0.006	-0.026	-0.006	-0.050	-0.006	-0.068	-0.007	-0.014	-0.005
-0.033	-0.005	-0.038	-0.006	-0.025	-0.006	-0.049	-0.006	-0.067	-0.007	-0.013	-0.005
-0.032	-0.005	-0.037	-0.006	-0.024	-0.006	-0.047	-0.006	-0.065	-0.007	-0.012	-0.005
-0.031	-0.005	-0.035	-0.006	-0.023	-0.006	-0.046	-0.006	-0.064	-0.007	-0.011	-0.005
-0.030	-0.005	-0.034	-0.006	-0.022	-0.006	-0.044	-0.006	-0.063	-0.007	-0.010	-0.005
-0.030	-0.005	-0.034	-0.006	-0.022	-0.006	-0.044	-0.006	-0.063	-0.007	-0.010	-0.005
-0.029	-0.005	-0.033	-0.006	-0.022	-0.006	-0.043	-0.006	-0.061	-0.007	-0.009	-0.005



Autorità Portuale di Taranto
 Interventi per il dragaggio di 2,3 M m³ di sedimenti in area Molo Polisettoriale e per la realizzazione di un primo lotto della cassa di colmata funzionale all'ampliamento del V Sporgente del Porto di Taranto

Allegati alla relazione di calcolo strutturale allineamento "BC"

Data 05/2016
 Rev. B
 c.d.c.: C296A
 514B



-0.027	-0.005	-0.032	-0.006	-0.021	-0.006	-0.042	-0.006	-0.060	-0.007	-0.008	-0.005
-0.026	-0.005	-0.031	-0.006	-0.020	-0.006	-0.040	-0.006	-0.059	-0.007	-0.007	-0.005
-0.025	-0.005	-0.030	-0.006	-0.019	-0.006	-0.039	-0.006	-0.057	-0.007	-0.006	-0.005
-0.025	-0.005	-0.030	-0.006	-0.019	-0.006	-0.039	-0.006	-0.057	-0.007	-0.006	-0.005
-0.024	-0.005	-0.029	-0.006	-0.018	-0.006	-0.038	-0.006	-0.056	-0.007	-0.005	-0.005
-0.023	-0.005	-0.028	-0.006	-0.017	-0.006	-0.036	-0.006	-0.055	-0.007	-0.004	-0.005
-0.022	-0.005	-0.027	-0.006	-0.016	-0.006	-0.035	-0.006	-0.053	-0.007	-0.004	-0.005
-0.021	-0.005	-0.026	-0.006	-0.016	-0.006	-0.034	-0.006	-0.052	-0.007	-0.003	-0.005
-0.021	-0.005	-0.026	-0.006	-0.016	-0.006	-0.034	-0.006	-0.052	-0.007	-0.003	-0.005
-0.020	-0.005	-0.025	-0.006	-0.015	-0.006	-0.033	-0.006	-0.051	-0.007	-0.002	-0.005
-0.019	-0.005	-0.024	-0.006	-0.014	-0.006	-0.032	-0.006	-0.050	-0.007	-0.001	-0.005
-0.019	-0.005	-0.023	-0.006	-0.014	-0.006	-0.030	-0.006	-0.049	-0.007	0.000	-0.005
-0.018	-0.005	-0.022	-0.006	-0.013	-0.006	-0.029	-0.006	-0.048	-0.007	0.000	-0.005
-0.018	-0.005	-0.022	-0.006	-0.013	-0.006	-0.029	-0.006	-0.048	-0.007	0.000	-0.005
-0.017	-0.005	-0.021	-0.006	-0.012	-0.006	-0.028	-0.006	-0.046	-0.007	0.001	-0.005
-0.016	-0.005	-0.020	-0.006	-0.012	-0.006	-0.027	-0.006	-0.045	-0.007	0.002	-0.005
-0.015	-0.005	-0.019	-0.006	-0.011	-0.006	-0.026	-0.006	-0.044	-0.007	0.002	-0.005
-0.014	-0.005	-0.019	-0.006	-0.011	-0.006	-0.025	-0.006	-0.043	-0.007	0.003	-0.005
-0.014	-0.005	-0.019	-0.006	-0.011	-0.006	-0.025	-0.006	-0.043	-0.007	0.003	-0.005
-0.014	-0.005	-0.018	-0.006	-0.010	-0.006	-0.024	-0.006	-0.042	-0.007	0.003	-0.005
-0.013	-0.005	-0.017	-0.006	-0.009	-0.006	-0.023	-0.006	-0.041	-0.007	0.004	-0.005
-0.012	-0.005	-0.016	-0.006	-0.009	-0.006	-0.023	-0.006	-0.040	-0.007	0.005	-0.005
-0.012	-0.005	-0.016	-0.006	-0.008	-0.006	-0.022	-0.006	-0.040	-0.007	0.005	-0.005
-0.012	-0.005	-0.016	-0.006	-0.008	-0.006	-0.022	-0.006	-0.040	-0.007	0.005	-0.005
-0.011	-0.005	-0.015	-0.006	-0.008	-0.006	-0.021	-0.006	-0.039	-0.007	0.006	-0.005
-0.010	-0.005	-0.014	-0.006	-0.008	-0.006	-0.020	-0.006	-0.038	-0.007	0.006	-0.005
-0.010	-0.005	-0.014	-0.006	-0.007	-0.006	-0.019	-0.006	-0.037	-0.007	0.006	-0.005
-0.009	-0.005	-0.013	-0.006	-0.007	-0.006	-0.018	-0.006	-0.036	-0.007	0.007	-0.005
-0.009	-0.005	-0.013	-0.006	-0.007	-0.006	-0.018	-0.006	-0.036	-0.007	0.007	-0.005
-0.009	-0.005	-0.013	-0.006	-0.006	-0.006	-0.018	-0.006	-0.035	-0.007	0.007	-0.005
-0.008	-0.005	-0.012	-0.006	-0.006	-0.006	-0.017	-0.006	-0.035	-0.007	0.008	-0.005
-0.008	-0.005	-0.012	-0.006	-0.006	-0.006	-0.016	-0.006	-0.034	-0.007	0.008	-0.005
-0.007	-0.005	-0.011	-0.006	-0.006	-0.006	-0.016	-0.006	-0.033	-0.007	0.008	-0.005
-0.007	-0.005	-0.011	-0.006	-0.006	-0.006	-0.016	-0.006	-0.033	-0.007	0.008	-0.005
-0.007	-0.005	-0.011	-0.006	-0.005	-0.006	-0.015	-0.006	-0.033	-0.007	0.009	-0.005
-0.007	-0.005	-0.010	-0.006	-0.005	-0.006	-0.014	-0.006	-0.032	-0.007	0.009	-0.005
-0.006	-0.005	-0.010	-0.006	-0.005	-0.006	-0.014	-0.006	-0.031	-0.007	0.009	-0.005
-0.006	-0.005	-0.009	-0.006	-0.005	-0.006	-0.013	-0.006	-0.031	-0.007	0.009	-0.005
-0.006	-0.005	-0.009	-0.006	-0.005	-0.006	-0.013	-0.006	-0.031	-0.007	0.009	-0.005
-0.005	-0.005	-0.009	-0.006	-0.004	-0.006	-0.013	-0.006	-0.030	-0.007	0.010	-0.005
-0.005	-0.005	-0.009	-0.006	-0.004	-0.006	-0.012	-0.006	-0.029	-0.007	0.010	-0.005
-0.005	-0.005	-0.008	-0.006	-0.004	-0.006	-0.012	-0.006	-0.029	-0.007	0.010	-0.005
-0.004	-0.005	-0.008	-0.006	-0.004	-0.006	-0.011	-0.006	-0.028	-0.007	0.010	-0.005
-0.004	-0.005	-0.008	-0.006	-0.004	-0.006	-0.011	-0.006	-0.028	-0.007	0.010	-0.005
-0.004	-0.005	-0.008	-0.006	-0.004	-0.006	-0.011	-0.006	-0.028	-0.007	0.010	-0.005
-0.004	-0.005	-0.007	-0.006	-0.004	-0.006	-0.010	-0.006	-0.027	-0.007	0.010	-0.005
-0.004	-0.005	-0.007	-0.006	-0.003	-0.006	-0.010	-0.006	-0.027	-0.007	0.011	-0.005
-0.003	-0.005	-0.007	-0.006	-0.003	-0.006	-0.009	-0.006	-0.026	-0.007	0.011	-0.005
-0.003	-0.005	-0.007	-0.006	-0.003	-0.006	-0.009	-0.006	-0.026	-0.007	0.011	-0.005
-0.003	-0.005	-0.007	-0.006	-0.003	-0.006	-0.009	-0.006	-0.026	-0.007	0.011	-0.005



Autorità Portuale di Taranto
 Interventi per il dragaggio di 2,3 M m³ di sedimenti in area Molo Polisettoriale e per la realizzazione di un primo lotto della cassa di colmanta funzionale all'ampliamento del V Sporgente del Porto di Taranto

Allegati alla relazione di calcolo strutturale allineamento "BC"

Data 05/2016
 Rev. B
 c.d.c.: C296A
 514B



0.000	-0.005	-0.003	-0.006	-0.002	-0.006	-0.003	-0.006	-0.016	-0.007	0.010	-0.005
0.000	-0.005	-0.003	-0.006	-0.002	-0.006	-0.003	-0.006	-0.016	-0.007	0.010	-0.005
0.000	-0.005	-0.003	-0.006	-0.002	-0.006	-0.003	-0.006	-0.016	-0.007	0.010	-0.005
0.000	-0.005	-0.003	-0.006	-0.002	-0.006	-0.003	-0.006	-0.016	-0.007	0.010	-0.005
0.000	-0.005	-0.003	-0.006	-0.002	-0.006	-0.003	-0.006	-0.016	-0.007	0.010	-0.005
0.000	-0.005	-0.003	-0.006	-0.002	-0.006	-0.003	-0.006	-0.016	-0.007	0.010	-0.005
0.000	-0.005	-0.003	-0.006	-0.002	-0.006	-0.003	-0.006	-0.016	-0.007	0.010	-0.005
0.000	-0.005	-0.003	-0.006	-0.002	-0.006	-0.003	-0.006	-0.016	-0.007	0.010	-0.005
0.000	-0.005	-0.003	-0.006	-0.002	-0.006	-0.003	-0.006	-0.015	-0.007	0.010	-0.005
0.000	-0.005	-0.003	-0.006	-0.002	-0.006	-0.003	-0.006	-0.015	-0.007	0.010	-0.005
0.000	-0.005	-0.003	-0.006	-0.002	-0.006	-0.003	-0.006	-0.015	-0.007	0.010	-0.005
0.000	-0.005	-0.003	-0.006	-0.002	-0.006	-0.003	-0.006	-0.015	-0.007	0.010	-0.005
0.000	-0.005	-0.003	-0.006	-0.002	-0.006	-0.003	-0.006	-0.015	-0.007	0.010	-0.005
0.000	-0.005	-0.003	-0.006	-0.002	-0.006	-0.003	-0.006	-0.015	-0.007	0.010	-0.005
0.000	-0.005	-0.003	-0.006	-0.002	-0.006	-0.003	-0.006	-0.015	-0.007	0.010	-0.005



Autorità Portuale di Taranto

Interventi per il dragaggio di 2,3 M m³ di sedimenti in area Molo Polisettoriale e per la realizzazione di un primo lotto della cassa di colmata funzionale all'ampliamento del V Sporgente del Porto di Taranto

Allegati alla relazione di calcolo strutturale allineamento "BC"

Data 05/2016
Rev. B
c.d.c.: C296A
514B

-15.00	-45.00	-35.28	-45.00	-55.28	-64.06	-54.16	-45.00	-71.10	-45.00	-69.14
-17.50	-47.50	-37.70	-47.50	-58.37	-66.38	-57.22	-47.50	-74.11	-47.50	-71.97
-20.00	-50.00	-40.13	-50.00	-61.51	-68.70	-60.34	-50.00	-77.16	-50.00	-74.86
-20.00	-50.00	-40.13	-50.00	-61.51	-68.70	-60.34	-50.00	-77.16	-50.00	-74.86
-22.50	-52.50	-42.55	-52.50	-64.79	-71.02	-63.61	-52.50	-80.17	-52.50	-77.83
-25.00	-55.00	-44.98	-55.00	-68.09	-73.35	-66.93	-55.00	-83.17	-55.00	-80.74
-27.50	-57.50	-47.40	-57.50	-71.35	-75.67	-70.22	-57.50	-86.12	-57.50	-83.69
-30.00	-60.00	-49.83	-60.00	-74.56	-77.99	-73.47	-60.00	-89.05	-60.00	-86.67
-30.00	-60.00	-49.83	-60.00	-74.56	-77.99	-73.47	-60.00	-89.05	-60.00	-86.67
-32.50	-62.50	-52.25	-62.50	-77.70	-80.31	-76.69	-62.50	-92.04	-62.50	-89.70
-35.00	-65.00	-54.68	-65.00	-80.77	-82.64	-79.86	-65.00	-95.16	-65.00	-92.79
-37.50	-67.50	-57.10	-67.50	-83.73	-84.96	-82.94	-67.50	-98.45	-67.50	-95.76
-40.00	-70.00	-59.53	-70.00	-86.63	-87.28	-86.01	-70.00	-101.65	-70.00	-98.60
-40.00	-70.00	-59.53	-70.00	-86.63	-87.28	-86.01	-70.00	-101.66	-70.00	-98.60
-42.50	-72.50	-61.95	-72.50	-89.37	-89.60	-88.94	-72.50	-104.71	-72.50	-101.91
-45.00	-75.00	-64.38	-75.00	-91.97	-91.93	-91.80	-75.00	-107.63	-75.00	-105.42
-47.50	-77.50	-66.80	-77.50	-94.81	-94.25	-94.97	-77.50	-110.79	-77.50	-109.76
-50.00	-80.00	-69.23	-80.00	-97.67	-96.57	-98.24	-80.00	-114.12	-80.00	-114.65
-50.00	-80.00	-69.23	-80.00	-97.67	-96.57	-98.24	-80.00	-114.12	-80.00	-114.65
-52.50	-82.50	-71.65	-82.50	-101.01	-98.89	-102.11	-82.50	-117.42	-82.50	-118.30
-55.00	-85.00	-74.08	-85.00	-99.98	-101.22	-101.79	-85.00	-116.88	-85.00	-118.85
-57.50	-87.50	-76.50	-87.50	-97.55	-103.54	-100.45	-87.50	-114.79	-87.50	-118.61
-60.00	-90.00	-78.93	-90.00	-98.70	-105.86	-155.48	-90.00	-109.93	-90.00	-115.51
-108.21	-110.27	-61.03	-135.70	-110.40	-98.68	-167.19	-142.19	-102.70	-146.42	-127.22
-104.00	-111.67	-63.76	-130.26	-97.89	-99.32	-147.88	-136.20	-88.72	-140.66	-116.31
-106.97	-114.51	-67.81	-131.49	-98.40	-102.63	-143.94	-137.17	-88.04	-142.23	-115.00
-114.23	-117.32	-73.64	-135.88	-104.09	-107.88	-147.32	-141.48	-93.67	-146.80	-120.04
-121.81	-119.95	-79.83	-140.79	-108.41	-113.49	-148.77	-146.68	-97.98	-152.73	-123.98
-121.81	-119.95	-79.83	-140.80	-108.41	-113.49	-148.77	-146.68	-97.98	-152.73	-123.98
-126.86	-121.90	-85.22	-144.76	-112.03	-118.59	-149.40	-150.48	-101.74	-156.83	-127.95
-132.93	-123.58	-90.62	-149.46	-115.92	-124.17	-150.86	-155.56	-105.64	-162.70	-132.12
-138.73	-125.06	-95.30	-153.60	-117.38	-129.39	-149.06	-159.75	-107.34	-167.11	-134.13
-147.16	-126.54	-103.80	-157.62	-122.10	-134.46	-152.05	-164.01	-111.56	-171.65	-138.23
-147.16	-126.54	-103.80	-157.62	-122.10	-134.46	-152.05	-164.01	-111.56	-171.65	-138.23
-153.57	-128.08	-111.55	-161.28	-125.50	-139.22	-153.26	-167.81	-114.92	-175.79	-141.68
-160.05	-129.69	-119.11	-164.75	-129.08	-143.77	-154.98	-171.41	-118.48	-179.84	-145.32
-166.06	-131.33	-126.38	-167.81	-132.53	-147.94	-156.83	-174.69	-122.01	-183.67	-148.91
-172.17	-132.97	-133.57	-170.16	-136.00	-151.50	-158.87	-177.35	-125.63	-186.89	-152.57
-172.17	-132.97	-133.57	-170.16	-136.00	-151.50	-158.87	-177.35	-125.63	-186.89	-152.57
-178.56	-136.06	-140.74	-173.55	-139.58	-155.90	-160.96	-181.18	-129.39	-191.13	-156.32
-184.96	-142.32	-147.92	-180.95	-143.15	-163.59	-162.93	-188.51	-133.17	-198.79	-160.07
-191.30	-147.11	-155.10	-185.03	-146.66	-168.70	-164.82	-192.01	-136.94	-202.32	-163.80
-197.61	-151.63	-162.18	-188.98	-150.04	-173.62	-166.59	-195.66	-140.62	-206.36	-167.45
-197.61	-151.63	-162.18	-188.98	-150.05	-173.62	-166.59	-195.66	-140.62	-206.36	-167.45
-203.90	-156.04	-169.26	-192.72	-153.65	-178.33	-168.73	-199.29	-144.46	-210.38	-171.22
-210.18	-160.53	-176.07	-196.60	-157.20	-183.13	-170.88	-203.16	-148.27	-214.60	-174.95
-216.30	-165.11	-182.36	-200.56	-160.52	-187.96	-172.89	-207.13	-151.88	-218.85	-178.51
-222.36	-169.87	-188.27	-204.77	-163.71	-193.00	-174.84	-211.38	-155.38	-223.40	-181.97
-222.36	-169.87	-188.27	-204.77	-163.71	-193.00	-174.84	-211.38	-155.38	-223.40	-181.97
-228.32	-174.65	-193.77	-208.81	-166.80	-197.88	-176.80	-215.36	-158.75	-227.60	-185.31
-234.26	-179.54	-199.18	-212.93	-169.87	-202.82	-178.83	-219.42	-162.04	-231.91	-188.58

**Autorità Portuale di Taranto**

Interventi per il dragaggio di 2,3 M m³ di sedimenti in area Molo Polisettoriale e per la realizzazione di un primo lotto della cassa di colmanta funzionale all'ampliamento del V Sporgente del Porto di Taranto

Allegati alla relazione di calcolo strutturale allineamento "BC"

Data 05/2016
Rev. B
c.d.c.: C296A
514B

-240.03	-184.59	-204.61	-217.18	-173.42	-207.87	-181.45	-223.58	-165.56	-236.28	-192.00
-245.80	-189.78	-210.07	-221.54	-177.04	-213.00	-184.19	-227.81	-169.00	-240.71	-195.35
-245.81	-189.78	-210.07	-221.54	-177.04	-213.00	-184.19	-227.81	-169.00	-240.71	-195.35
-251.55	-195.14	-215.53	-226.10	-181.14	-218.32	-187.51	-232.25	-172.46	-245.34	-198.73
-257.26	-200.52	-221.01	-230.61	-185.72	-223.57	-191.42	-236.63	-175.62	-249.88	-202.08
-262.77	-205.87	-226.51	-234.95	-191.27	-228.63	-196.36	-240.82	-178.84	-254.22	-205.53
-268.19	-211.19	-232.03	-239.20	-197.73	-233.58	-202.23	-244.94	-182.22	-258.49	-209.02
-268.19	-211.19	-232.03	-239.20	-197.73	-233.58	-202.23	-244.94	-182.22	-258.50	-209.02
-273.33	-216.45	-237.57	-243.32	-205.25	-238.39	-209.36	-248.95	-186.43	-262.67	-212.49
-278.48	-221.69	-243.15	-247.34	-213.20	-243.06	-216.81	-252.89	-192.14	-266.78	-215.86
-282.81	-226.87	-248.76	-251.20	-221.26	-247.54	-224.31	-256.71	-200.92	-270.76	-219.43
-286.76	-232.01	-254.39	-254.95	-229.37	-251.88	-231.80	-260.47	-210.50	-274.70	-223.01
-286.76	-232.01	-254.39	-254.95	-229.37	-251.88	-231.80	-260.47	-210.50	-274.70	-223.01
-289.77	-237.10	-260.07	-258.62	-237.51	-256.08	-239.30	-264.12	-220.07	-278.53	-226.49
-292.39	-242.16	-265.78	-262.27	-245.67	-260.24	-246.79	-267.74	-229.60	-282.32	-229.83
-295.00	-247.17	-271.55	-265.90	-253.84	-264.35	-254.28	-271.20	-239.07	-286.01	-233.49
-297.79	-252.13	-277.35	-269.53	-262.01	-268.42	-261.77	-274.58	-248.50	-289.64	-237.46
-297.79	-252.13	-277.35	-269.53	-262.01	-268.42	-261.77	-274.58	-248.51	-289.64	-237.46
-300.92	-257.05	-283.21	-273.16	-270.19	-272.46	-269.27	-277.81	-257.89	-293.21	-242.68
-304.25	-261.92	-289.11	-276.79	-278.36	-276.45	-276.77	-281.00	-267.25	-296.73	-249.57
-307.84	-266.75	-295.08	-280.41	-286.55	-280.38	-284.31	-284.18	-276.57	-300.18	-259.99
-311.58	-271.53	-301.10	-284.03	-294.73	-284.28	-291.86	-287.40	-285.86	-303.60	-271.15
-311.58	-271.53	-301.10	-284.03	-294.73	-284.28	-291.86	-287.40	-285.86	-303.60	-271.15
-315.55	-276.26	-307.19	-287.68	-302.94	-288.19	-299.46	-290.67	-295.11	-306.96	-282.05
-319.69	-280.95	-313.34	-291.37	-311.15	-292.11	-307.10	-293.98	-304.34	-310.30	-292.81
-324.06	-285.58	-319.57	-295.10	-319.40	-296.04	-314.80	-297.33	-313.54	-313.63	-303.47
-328.59	-290.17	-325.87	-298.85	-327.67	-299.98	-322.55	-300.72	-322.72	-316.96	-314.06
-328.59	-290.17	-325.87	-298.85	-327.67	-299.98	-322.55	-300.72	-322.72	-316.96	-314.07
-333.35	-294.70	-332.25	-302.64	-335.98	-303.91	-330.39	-304.12	-331.89	-320.30	-324.61
-338.26	-299.18	-338.70	-306.46	-344.35	-307.85	-338.32	-307.58	-341.05	-323.68	-335.12
-343.42	-303.60	-345.26	-310.30	-352.81	-311.79	-346.37	-311.11	-350.24	-327.14	-345.62
-348.73	-307.97	-351.88	-314.17	-361.35	-315.72	-354.54	-314.70	-359.45	-330.66	-356.12
-348.73	-307.97	-351.88	-314.17	-361.35	-315.72	-354.54	-314.70	-359.45	-330.66	-356.12
-354.26	-312.28	-358.61	-318.05	-370.07	-319.65	-362.93	-318.36	-368.72	-334.31	-366.62
-359.95	-316.53	-365.40	-321.95	-378.88	-323.57	-371.43	-322.09	-378.05	-338.05	-377.14
-365.86	-320.71	-372.30	-325.86	-387.83	-327.47	-380.10	-325.88	-387.54	-342.01	-387.73
-371.91	-324.80	-379.26	-329.74	-396.91	-331.33	-388.90	-329.69	-397.20	-346.08	-398.45
-371.91	-324.80	-379.26	-329.74	-396.91	-331.33	-388.90	-329.69	-397.20	-346.08	-398.45
-378.03	-328.81	-386.22	-333.67	-406.02	-335.21	-397.75	-333.64	-407.02	-350.59	-409.31
-384.30	-332.76	-393.26	-337.53	-415.39	-338.99	-406.84	-337.58	-417.03	-355.17	-420.33
-390.40	-336.43	-400.12	-340.99	-425.53	-342.34	-416.55	-341.24	-427.83	-360.72	-432.64
-394.61	-349.54	-405.42	-355.17	-436.09	-356.75	-426.32	-356.17	-439.34	-384.59	-448.54
-394.61	-332.05	-405.42	-337.68	-436.09	-339.26	-426.32	-338.67	-439.34	-367.10	-448.54
-406.67	-371.57	-418.85	-378.03	-451.93	-380.28	-442.85	-378.57	-455.15	-412.64	-469.21
-413.74	-367.54	-426.33	-373.10	-459.67	-375.33	-450.91	-373.05	-462.89	-403.04	-479.06
-421.66	-366.74	-434.41	-372.01	-467.38	-374.16	-458.97	-371.55	-470.56	-398.93	-488.00
-429.88	-366.74	-442.67	-371.98	-475.03	-374.00	-466.95	-371.17	-478.15	-396.52	-496.46
-429.88	-366.74	-442.67	-371.98	-475.03	-374.00	-466.95	-371.17	-478.15	-396.52	-496.46
-438.34	-367.24	-451.06	-372.59	-482.55	-374.47	-474.79	-371.51	-485.60	-395.30	-504.58



Autorità Portuale di Taranto

Interventi per il dragaggio di 2,3 M m³ di sedimenti in area Molo Polisettoriale e per la realizzazione di un primo lotto della cassa di colmanta funzionale all'ampliamento del V Sporgente del Porto di Taranto

Allegati alla relazione di calcolo strutturale allineamento "BC"

Data 05/2016
Rev. B
c.d.c.: C296A
514B



-446.93	-368.05	-459.49	-373.68	-489.86	-375.38	-482.43	-372.38	-492.84	-394.96	-512.30
-455.61	-369.05	-467.94	-375.20	-496.77	-376.68	-489.69	-373.74	-499.66	-395.50	-519.35
-464.35	-369.86	-476.38	-376.71	-503.26	-377.95	-496.55	-375.14	-506.05	-396.24	-525.70
-464.35	-369.86	-476.38	-376.71	-503.26	-377.95	-496.55	-375.14	-506.05	-396.24	-525.70
-473.15	-370.60	-484.79	-378.43	-509.12	-379.38	-502.82	-376.82	-511.78	-397.53	-531.12
-481.82	-371.00	-492.98	-380.34	-513.88	-380.90	-508.08	-378.75	-516.37	-399.39	-535.01
-491.17	-365.50	-501.49	-376.70	-516.48	-376.65	-511.49	-375.18	-518.61	-393.95	-535.45
-439.77	-361.54	-454.84	-390.91	-462.05	-387.76	-455.89	-385.31	-464.44	-403.32	-463.83
-439.77	-634.06	-454.84	-663.43	-462.05	-660.28	-455.89	-657.84	-464.44	-675.84	-463.83
-447.50	-609.22	-464.46	-632.57	-472.08	-630.22	-465.55	-626.39	-475.15	-635.19	-472.26
-461.65	-612.51	-479.66	-632.39	-489.85	-631.06	-482.92	-627.17	-493.58	-638.33	-491.50
-475.95	-622.41	-494.58	-639.62	-506.96	-638.91	-499.79	-634.51	-511.17	-645.25	-510.96
-489.80	-632.91	-508.85	-648.87	-523.00	-648.62	-515.68	-643.96	-527.56	-657.07	-529.57
-489.80	-632.91	-508.85	-648.87	-523.00	-648.62	-515.68	-643.96	-527.56	-657.07	-529.57
-503.58	-640.39	-522.88	-654.35	-538.54	-654.41	-531.14	-649.49	-543.35	-662.34	-547.45
-517.26	-649.48	-536.68	-662.29	-553.63	-662.60	-546.20	-657.55	-558.62	-671.86	-564.73
-530.82	-657.72	-550.23	-669.46	-568.22	-669.93	-560.81	-664.67	-573.31	-678.91	-581.25
-544.35	-664.63	-563.66	-675.47	-582.52	-676.02	-575.18	-670.56	-587.67	-684.11	-597.29
-544.35	-664.63	-563.66	-675.47	-582.52	-676.02	-575.18	-670.56	-587.67	-684.11	-597.29
-557.82	-673.27	-576.94	-683.57	-596.51	-684.18	-589.26	-678.77	-601.66	-692.94	-612.78
-571.25	-681.12	-590.10	-690.93	-610.26	-691.57	-603.13	-686.22	-615.37	-700.35	-627.88
-584.56	-688.82	-603.07	-698.04	-623.67	-698.68	-616.67	-693.44	-628.70	-707.66	-642.45
-597.78	-696.50	-615.90	-705.09	-636.85	-705.69	-630.01	-700.59	-641.77	-715.07	-656.65
-597.79	-696.50	-615.90	-705.09	-636.85	-705.69	-630.01	-700.59	-641.77	-715.07	-656.65
-610.88	-703.96	-628.53	-711.91	-649.72	-712.47	-643.05	-707.50	-654.51	-722.27	-670.39
-623.85	-711.35	-640.99	-718.77	-662.35	-719.27	-655.87	-714.46	-667.00	-729.43	-683.78
-636.62	-718.68	-653.20	-725.70	-674.63	-726.13	-668.34	-721.52	-679.12	-736.57	-696.68
-649.22	-725.94	-665.21	-732.64	-686.65	-732.98	-680.57	-728.61	-690.97	-743.77	-709.23
-649.22	-725.94	-665.21	-732.64	-686.65	-732.98	-680.57	-728.61	-690.97	-743.77	-709.23
-661.55	-733.08	-676.91	-739.54	-698.29	-739.80	-692.42	-735.67	-702.42	-750.84	-721.28
-673.66	-740.19	-688.36	-746.48	-709.64	-746.65	-703.98	-742.78	-713.59	-757.95	-732.98
-685.41	-747.23	-699.41	-753.42	-720.52	-753.50	-715.08	-749.88	-724.27	-765.14	-744.10
-696.88	-754.21	-710.17	-760.35	-731.08	-760.33	-725.85	-756.98	-734.63	-772.42	-754.83
-696.88	-754.21	-710.17	-760.35	-731.08	-760.33	-725.85	-756.99	-734.63	-772.42	-754.83
-707.98	-761.13	-720.53	-767.25	-741.19	-767.15	-736.18	-764.07	-744.55	-779.75	-765.05
-718.80	-768.01	-730.60	-774.14	-750.99	-773.95	-746.19	-771.13	-754.15	-787.18	-774.89
-729.26	-774.85	-740.31	-781.00	-760.37	-780.73	-755.79	-778.17	-763.35	-794.33	-784.27
-739.53	-781.64	-749.87	-787.83	-769.60	-787.48	-765.22	-785.18	-772.39	-801.20	-793.45
-739.53	-781.64	-749.87	-787.83	-769.60	-787.48	-765.22	-785.18	-772.39	-801.20	-793.45
-749.58	-788.37	-759.19	-794.61	-778.56	-794.19	-774.38	-792.14	-781.16	-807.70	-802.31
-759.53	-795.00	-768.45	-801.29	-787.43	-800.79	-783.45	-798.98	-789.85	-814.05	-811.07
-769.36	-801.50	-777.60	-807.84	-796.15	-807.28	-792.37	-805.70	-798.40	-820.32	-819.64
-779.11	-807.97	-786.68	-814.34	-804.79	-813.72	-801.21	-812.37	-806.88	-826.60	-828.12
-779.11	-807.97	-786.68	-814.34	-804.79	-813.72	-801.21	-812.37	-806.88	-826.60	-828.12
-788.81	-814.36	-795.73	-820.74	-813.36	-820.08	-809.97	-818.95	-815.30	-832.88	-836.52
-798.51	-820.69	-804.79	-827.08	-821.91	-826.38	-818.71	-825.45	-823.70	-839.13	-844.89
-808.23	-826.83	-813.90	-833.20	-830.47	-832.46	-827.47	-831.73	-832.12	-845.20	-853.28
-817.96	-832.97	-823.05	-839.28	-839.04	-838.52	-836.23	-837.98	-840.56	-851.25	-861.68
-817.96	-832.97	-823.05	-839.28	-839.04	-838.52	-836.23	-837.98	-840.56	-851.25	-861.68
-827.68	-838.78	-832.15	-845.00	-847.52	-844.23	-844.90	-843.88	-848.91	-856.95	-870.01
-837.33	-844.60	-841.18	-850.70	-855.88	-849.91	-853.45	-849.74	-857.14	-862.62	-878.24
-846.84	-850.06	-850.12	-855.99	-864.07	-855.21	-861.85	-855.20	-865.22	-867.89	-886.35



Autorità Portuale di Taranto

Interventi per il dragaggio di 2,3 M m³ di sedimenti in area Molo Polisettoriale e per la realizzazione di un primo lotto della cassa di colmata funzionale all'ampliamento del V Sporgente del Porto di Taranto

Allegati alla relazione di calcolo strutturale allineamento "BC"

Data 05/2016
Rev. B
c.d.c.: C296A
514B



ingLuigiSeverini.studio
Ingegneria Italiana



-856.29	-855.31	-859.07	-861.00	-872.22	-860.24	-870.20	-860.40	-873.26	-872.87	-894.45
-856.29	-855.31	-859.07	-861.00	-872.22	-860.24	-870.20	-860.40	-873.26	-872.87	-894.45
-865.79	-859.78	-868.16	-865.18	-880.41	-864.45	-878.61	-864.77	-881.35	-876.99	-902.67
-875.53	-863.61	-877.53	-868.65	-888.78	-867.96	-887.21	-868.44	-889.62	-880.35	-911.12
-885.74	-866.32	-887.47	-870.92	-897.56	-870.29	-896.24	-870.94	-898.30	-882.47	-920.09
-895.73	-863.05	-897.50	-867.27	-906.35	-866.69	-905.30	-867.52	-906.98	-878.50	-929.21
-895.73	-863.05	-897.50	-867.27	-906.35	-866.69	-905.30	-867.52	-906.98	-878.50	-929.21
-904.46	-864.01	-907.21	-867.36	-914.34	-866.92	-913.63	-867.91	-914.88	-878.37	-937.70
-911.84	-861.52	-914.57	-863.73	-919.53	-863.46	-919.23	-864.64	-919.96	-874.30	-943.69
-937.14	-847.15	-938.88	-848.20	-940.73	-848.10	-941.01	-849.55	-941.05	-857.70	-966.43
-986.47	-811.37	-993.90	-812.25	-991.38	-812.14	-992.46	-814.03	-991.46	-819.80	-1020.05



Autorità Portuale di Taranto

Interventi per il dragaggio di 2,3 M m³ di sedimenti in area Molo Polisettoriale e per la realizzazione di un primo lotto della cassa di colmanta funzionale all'ampliamento del V Sporgente del Porto di Taranto

Allegati alla relazione di calcolo strutturale allineamento "BC"

Data 05/2016
Rev. B
c.d.c.: C296A
514B

11		12		13		14		15	
Mare [kPa]	Vasca [kPa]	Mare [kPa]	Vasca [kPa]	Mare [kPa]	Vasca [kPa]	Mare [kPa]	Vasca [kPa]	Mare [kPa]	Vasca [kPa]
0.00	0.00	0.00	0.00	0.00	0.00	0.00	0.00	0.00	0.00
0.00	0.00	0.00	0.00	0.00	0.00	0.00	0.00	0.00	0.00
0.00	0.00	0.00	0.00	0.00	0.00	0.00	0.00	0.00	0.00
0.00	0.00	0.00	0.00	0.00	0.00	0.00	0.00	0.00	0.00
0.00	0.00	0.00	0.00	0.00	0.00	0.00	0.00	0.00	0.00
0.00	0.00	0.00	0.00	0.00	0.00	0.00	0.00	0.00	0.00
0.00	0.00	0.00	0.00	0.00	0.00	0.00	0.00	0.00	0.00
0.00	0.00	0.00	0.00	0.00	0.00	0.00	0.00	0.00	0.00
0.00	0.00	0.00	0.00	0.00	0.00	0.00	0.00	0.00	0.00
0.00	0.00	0.00	0.00	0.00	0.00	0.00	0.00	0.00	0.00
0.00	0.00	0.00	0.00	0.00	0.00	0.00	0.00	0.00	0.00
0.00	0.00	-20.25	0.00	0.00	0.00	0.00	0.00	0.00	0.00
0.00	0.00	-21.34	0.00	0.00	0.00	0.00	0.00	0.00	0.00
0.00	0.00	-22.44	0.00	0.00	0.00	0.00	0.00	0.00	0.00
0.00	0.00	-23.53	0.00	0.00	0.00	0.00	0.00	0.00	0.00
0.00	0.00	-24.62	0.00	0.00	0.00	0.00	0.00	0.00	0.00
0.00	-11.14	-24.62	-4.86	0.00	0.00	0.00	0.00	0.00	0.00
0.00	-11.70	-26.26	-11.42	0.00	-1.20	0.00	-6.93	0.00	-0.61
0.00	-13.62	-27.89	-22.46	0.00	-4.49	0.00	-15.43	0.00	-9.36
0.00	-13.23	-29.53	-26.00	0.00	-4.85	0.00	-15.53	0.00	-8.08
0.00	-12.95	-31.17	-25.40	0.00	-4.98	0.00	-15.11	0.00	-7.17
0.00	-12.95	-31.17	-25.40	0.00	-4.98	0.00	-15.11	0.00	-7.17
0.00	-13.39	-32.80	-24.70	0.00	-5.70	0.00	-15.74	0.00	-7.28
0.00	-13.58	-34.44	-23.91	0.00	-6.28	0.00	-16.15	0.00	-7.32
0.00	-13.77	-36.08	-23.34	0.00	-6.99	0.00	-16.58	0.00	-7.59
0.00	-14.07	-37.71	-23.01	0.00	-7.84	0.00	-17.10	0.00	-8.08
0.00	-14.07	-37.71	-23.01	0.00	-7.84	0.00	-17.10	0.00	-8.08
-2.50	-16.59	-39.90	-24.91	-2.50	-13.47	-2.50	-19.88	-2.50	-10.90
-5.00	-19.10	-42.09	-26.92	-5.00	-18.97	-5.00	-22.63	-5.00	-13.64
-7.50	-22.10	-44.28	-29.52	-7.50	-24.81	-7.50	-25.82	-7.50	-16.82
-10.00	-25.18	-46.46	-32.28	-10.00	-30.78	-10.00	-29.08	-10.00	-20.15
-10.00	-25.18	-46.46	-32.28	-10.00	-30.78	-10.00	-29.08	-10.00	-20.15
-12.75	-28.63	-48.87	-35.43	-12.75	-37.37	-12.75	-32.68	-12.75	-23.69
-15.50	-31.40	-51.28	-37.94	-15.50	-43.13	-15.50	-35.59	-15.50	-26.78
-18.25	-34.26	-53.68	-40.60	-18.25	-48.93	-18.25	-38.56	-18.25	-29.89
-21.00	-37.30	-56.09	-43.46	-21.00	-54.80	-21.00	-41.68	-21.00	-33.00
-21.00	-37.30	-56.09	-43.46	-21.00	-54.80	-21.00	-41.68	-21.00	-33.00
-23.25	-40.06	-58.06	-46.09	-23.25	-59.85	-23.25	-44.49	-23.25	-35.70
-25.50	-42.89	-60.03	-48.80	-25.50	-64.92	-25.50	-47.37	-25.50	-38.37
-27.75	-45.93	-61.99	-51.75	-27.75	-70.15	-27.75	-50.44	-27.75	-41.19
-30.00	-48.98	-63.96	-54.71	-30.00	-75.41	-30.00	-53.50	-30.00	-43.95
-30.00	-48.98	-63.96	-54.71	-30.00	-75.41	-30.00	-53.50	-30.00	-43.95
-32.50	-52.23	-66.15	-57.88	-32.50	-78.80	-32.50	-56.76	-32.50	-47.09
-35.00	-55.38	-68.34	-60.96	-35.00	-82.19	-35.00	-59.91	-35.00	-50.38
-37.50	-58.20	-70.53	-63.73	-37.50	-85.37	-37.50	-62.72	-37.50	-53.56
-40.00	-61.02	-72.71	-66.50	-40.00	-88.47	-40.00	-65.52	-40.00	-56.60
-40.00	-61.03	-72.71	-66.50	-40.00	-88.48	-40.00	-65.52	-40.00	-56.60
-42.50	-63.70	-74.90	-69.14	-42.50	-91.40	-42.50	-68.16	-42.50	-59.41



Autorità Portuale di Taranto
Interventi per il dragaggio di 2,3 M m³ di sedimenti in area Molo Polisettoriale e per la realizzazione di un primo lotto della cassa di colmanta funzionale all'ampliamento del V Sporgente del Porto di Taranto

Allegati alla relazione di calcolo strutturale allineamento "BC"

Data 05/2016
Rev. B
c.d.c.: C296A
514B



-45.00	-66.32	-77.09	-71.75	-45.00	-94.24	-45.00	-70.74	-45.00	-62.16
-47.50	-69.12	-79.28	-74.53	-47.50	-97.22	-47.50	-73.47	-47.50	-64.90
-50.00	-71.97	-81.46	-77.39	-50.00	-100.25	-50.00	-76.24	-50.00	-67.68
-50.00	-71.97	-81.46	-77.39	-50.00	-100.25	-50.00	-76.24	-50.00	-67.68
-52.50	-74.89	-83.65	-80.33	-52.50	-103.41	-52.50	-79.06	-52.50	-70.66
-55.00	-77.77	-85.84	-83.23	-55.00	-106.41	-55.00	-81.81	-55.00	-73.49
-57.50	-80.69	-88.03	-86.19	-57.50	-109.41	-57.50	-84.59	-57.50	-76.38
-60.00	-83.63	-90.21	-89.19	-60.00	-112.40	-60.00	-87.37	-60.00	-79.29
-60.00	-83.63	-90.21	-89.19	-60.00	-112.40	-60.00	-87.37	-60.00	-79.30
-62.50	-86.68	-92.40	-92.32	-62.50	-115.32	-62.50	-90.24	-62.50	-82.26
-65.00	-89.79	-94.59	-95.51	-65.00	-118.18	-65.00	-93.14	-65.00	-85.22
-67.50	-92.82	-96.78	-98.67	-67.50	-120.51	-67.50	-95.95	-67.50	-87.90
-70.00	-95.76	-98.96	-101.74	-70.00	-123.18	-70.00	-98.63	-70.00	-90.20
-70.00	-95.76	-98.96	-101.74	-70.00	-123.18	-70.00	-98.63	-70.00	-90.20
-72.50	-99.15	-101.15	-105.31	-72.50	-127.09	-72.50	-101.75	-72.50	-93.90
-75.00	-102.72	-103.34	-109.08	-75.00	-130.46	-75.00	-105.01	-75.00	-97.46
-77.50	-107.19	-105.53	-113.80	-77.50	-134.80	-77.50	-109.13	-77.50	-102.06
-80.00	-112.34	-107.71	-119.27	-80.00	-139.90	-80.00	-113.89	-80.00	-107.77
-80.00	-112.34	-107.71	-119.27	-80.00	-139.90	-80.00	-113.89	-80.00	-107.77
-82.50	-116.30	-109.90	-123.60	-82.50	-144.63	-82.50	-117.39	-82.50	-112.80
-85.00	-117.31	-112.09	-125.10	-85.00	-146.42	-85.00	-117.88	-85.00	-114.82
-87.50	-117.79	-114.28	-126.20	-87.50	-146.99	-87.50	-117.73	-87.50	-116.47
-90.00	-117.35	-116.46	-149.03	-90.00	-140.28	-90.00	-114.16	-90.00	-120.14
-147.92	-129.05	-119.22	-160.73	-148.78	-120.49	-149.08	-125.86	-132.33	-131.84
-141.53	-118.53	-118.31	-144.20	-143.24	-109.82	-142.11	-116.54	-129.85	-119.58
-142.84	-117.31	-121.51	-141.05	-144.71	-107.76	-142.85	-115.47	-132.76	-117.66
-147.54	-122.62	-126.55	-146.73	-149.69	-112.00	-147.28	-120.76	-138.07	-122.52
-153.58	-126.85	-132.41	-150.65	-156.17	-115.90	-153.15	-125.04	-144.40	-126.41
-153.58	-126.85	-132.41	-150.65	-156.17	-115.90	-153.15	-125.04	-144.40	-126.41
-157.65	-131.07	-136.88	-154.56	-160.15	-120.41	-156.82	-129.34	-148.97	-130.35
-163.57	-135.50	-142.64	-158.80	-166.32	-125.06	-162.54	-133.85	-155.11	-134.53
-168.09	-137.58	-147.29	-159.91	-171.05	-127.50	-166.76	-136.08	-159.92	-136.47
-172.77	-141.80	-152.02	-163.97	-176.03	-131.35	-171.18	-140.41	-164.83	-140.56
-172.77	-141.80	-152.02	-163.98	-176.03	-131.35	-171.18	-140.41	-164.83	-140.56
-177.08	-145.33	-156.41	-167.11	-180.65	-134.68	-175.39	-144.07	-169.35	-143.95
-181.20	-149.02	-160.63	-170.58	-185.20	-138.10	-179.56	-147.90	-173.68	-147.53
-185.05	-152.67	-164.62	-174.10	-189.48	-141.49	-183.48	-151.70	-177.73	-151.08
-188.35	-156.40	-168.14	-177.75	-193.08	-144.97	-186.73	-155.59	-181.23	-154.72
-188.35	-156.40	-168.14	-177.75	-193.09	-144.97	-186.73	-155.59	-181.23	-154.72
-192.64	-160.24	-172.56	-181.44	-197.64	-148.55	-190.98	-159.60	-185.67	-158.47
-200.34	-164.09	-179.78	-185.02	-205.37	-152.16	-198.20	-163.63	-193.31	-162.23
-203.86	-167.93	-183.65	-188.49	-208.84	-155.83	-201.30	-167.66	-197.05	-165.99
-207.97	-171.68	-187.95	-191.81	-213.13	-159.46	-205.15	-171.61	-201.32	-169.67
-207.97	-171.68	-187.95	-191.81	-213.13	-159.46	-205.15	-171.61	-201.32	-169.67
-212.06	-175.56	-192.23	-195.29	-217.39	-163.28	-209.01	-175.70	-205.55	-173.48
-216.35	-179.41	-196.68	-198.73	-221.83	-167.12	-213.12	-179.78	-209.96	-177.26
-220.66	-183.06	-201.17	-201.93	-226.27	-170.85	-217.14	-183.66	-214.40	-180.85
-225.29	-186.62	-205.93	-205.03	-231.06	-174.54	-221.45	-187.46	-219.13	-184.36
-225.29	-186.62	-205.93	-205.03	-231.06	-174.54	-221.45	-187.46	-219.13	-184.36
-229.56	-190.05	-210.41	-207.98	-235.41	-178.16	-225.39	-191.13	-223.52	-187.75
-233.94	-193.39	-214.99	-210.85	-239.90	-181.71	-229.47	-194.71	-228.01	-191.06
-238.39	-196.89	-219.64	-213.93	-244.46	-185.40	-233.66	-198.46	-232.57	-194.55



Autorità Portuale di Taranto

Interventi per il dragaggio di 2,3 M m³ di sedimenti in area Molo Polisettoriale e per la realizzazione di un primo lotto della cassa di colmanta funzionale all'ampliamento del V Sporgente del Porto di Taranto

Allegati alla relazione di calcolo strutturale allineamento "BC"

Data 05/2016
Rev. B
c.d.c.: C296A
514B

-242.91	-200.30	-224.37	-216.92	-249.07	-189.01	-237.88	-202.11	-237.19	-197.95
-242.91	-200.30	-224.37	-216.92	-249.07	-189.01	-237.88	-202.11	-237.19	-197.95
-247.62	-203.72	-229.28	-219.94	-253.86	-192.62	-242.25	-205.76	-242.00	-201.38
-252.25	-207.12	-234.13	-222.94	-258.58	-196.18	-246.53	-209.36	-246.73	-204.80
-256.68	-210.62	-238.81	-226.07	-263.08	-199.80	-250.67	-213.03	-251.27	-208.32
-261.05	-214.16	-243.45	-229.27	-267.53	-203.45	-254.77	-216.71	-255.75	-211.90
-261.05	-214.16	-243.45	-229.27	-267.53	-203.45	-254.77	-216.71	-255.75	-211.90
-265.33	-217.71	-248.01	-232.49	-271.90	-207.07	-258.81	-220.35	-260.14	-215.50
-269.55	-221.17	-252.52	-235.62	-276.22	-210.65	-262.83	-223.86	-264.46	-219.02
-273.66	-224.83	-256.93	-238.99	-280.42	-214.42	-266.77	-227.50	-268.67	-222.75
-277.72	-228.50	-261.31	-242.38	-284.60	-218.19	-270.71	-231.07	-272.84	-226.51
-277.72	-228.50	-261.31	-242.38	-284.60	-218.19	-270.71	-231.07	-272.84	-226.51
-281.69	-232.06	-265.60	-245.65	-288.69	-222.22	-274.61	-234.45	-276.91	-230.16
-285.62	-235.49	-269.86	-248.77	-292.74	-226.25	-278.51	-237.70	-280.94	-233.70
-289.46	-239.23	-274.03	-252.25	-296.70	-230.30	-282.38	-241.20	-284.86	-237.58
-293.25	-243.27	-278.16	-256.04	-300.63	-234.14	-286.25	-244.79	-288.74	-241.76
-293.25	-243.27	-278.16	-256.04	-300.63	-234.14	-286.25	-244.79	-288.74	-241.76
-296.98	-248.33	-282.23	-260.98	-304.50	-238.00	-290.13	-248.75	-292.55	-247.00
-300.67	-254.74	-286.26	-267.37	-308.33	-241.90	-294.02	-252.70	-296.31	-253.58
-304.29	-265.43	-290.23	-278.48	-312.10	-246.87	-297.91	-258.93	-299.99	-264.37
-307.87	-277.04	-294.16	-290.46	-315.83	-252.00	-301.82	-265.77	-303.64	-276.04
-307.87	-277.04	-294.16	-290.46	-315.83	-252.00	-301.82	-265.77	-303.64	-276.04
-311.41	-288.31	-298.05	-301.87	-319.51	-260.87	-305.72	-275.52	-307.22	-287.26
-314.92	-299.40	-301.91	-312.98	-323.17	-271.30	-309.61	-285.86	-310.78	-298.25
-318.42	-310.36	-305.75	-323.81	-326.80	-282.52	-313.48	-296.47	-314.30	-309.06
-321.91	-321.24	-309.59	-334.47	-330.43	-293.78	-317.43	-307.11	-317.81	-319.74
-321.91	-321.24	-309.59	-334.47	-330.43	-293.78	-317.43	-307.12	-317.81	-319.74
-325.42	-332.06	-313.44	-344.95	-334.07	-305.03	-321.73	-317.77	-321.32	-330.29
-328.96	-342.82	-317.31	-355.30	-337.73	-316.29	-326.27	-328.42	-324.85	-340.75
-332.57	-353.56	-321.25	-365.52	-341.48	-327.56	-331.03	-339.08	-328.43	-351.12
-336.25	-364.28	-325.25	-375.64	-345.29	-338.84	-335.88	-349.74	-332.07	-361.42
-336.25	-364.28	-325.25	-375.64	-345.29	-338.84	-335.88	-349.74	-332.07	-361.42
-340.07	-374.98	-329.39	-385.67	-349.28	-350.12	-341.05	-360.40	-335.84	-371.65
-343.97	-385.68	-333.62	-395.61	-353.38	-361.42	-346.36	-371.06	-339.69	-381.82
-348.14	-396.44	-338.10	-405.51	-357.82	-372.79	-352.19	-381.80	-343.77	-391.95
-352.42	-407.31	-342.70	-415.43	-362.45	-384.29	-358.31	-392.66	-347.97	-402.10
-352.42	-407.31	-342.70	-415.43	-362.45	-384.29	-358.31	-392.66	-347.97	-402.11
-357.23	-418.31	-347.84	-425.33	-367.79	-395.95	-365.42	-403.70	-352.69	-412.25
-362.16	-429.42	-353.12	-435.21	-373.37	-407.69	-372.99	-414.84	-357.52	-422.36
-368.42	-441.77	-359.82	-445.96	-381.25	-420.76	-384.05	-427.48	-363.74	-433.29
-395.87	-457.66	-386.71	-459.45	-416.62	-438.23	-431.17	-445.27	-390.61	-446.93
-378.38	-457.66	-369.22	-459.45	-399.13	-438.23	-413.68	-445.27	-373.12	-446.93
-425.78	-477.08	-416.03	-478.46	-448.15	-461.25	-461.83	-467.71	-419.96	-468.05
-415.06	-486.29	-406.14	-487.54	-435.04	-472.25	-446.80	-477.65	-409.36	-478.24
-410.21	-494.74	-401.85	-495.89	-428.19	-482.10	-438.58	-486.64	-404.38	-487.52
-407.24	-502.69	-399.36	-503.73	-423.47	-491.36	-432.79	-495.43	-401.17	-496.29
-407.24	-502.69	-399.36	-503.73	-423.47	-491.36	-432.79	-495.43	-401.17	-496.29
-405.59	-510.31	-398.14	-511.25	-420.28	-499.97	-428.85	-503.60	-399.18	-504.77

**Autorità Portuale di Taranto**

Interventi per il dragaggio di 2,3 M m³ di sedimenti in area Molo Polisettoriale e per la realizzazione di un primo lotto della cassa di colmata funzionale all'ampliamento del V Sporgente del Porto di Taranto

Allegati alla relazione di calcolo strutturale allineamento "BC"

Data 05/2016
Rev. B
c.d.c.: C296A
514B

-404.90	-517.54	-397.83	-518.39	-418.18	-508.16	-426.22	-511.29	-398.07	-512.92
-405.20	-524.07	-398.45	-524.87	-417.20	-515.57	-424.94	-518.05	-397.80	-520.50
-405.69	-529.87	-399.22	-530.66	-416.46	-522.14	-424.00	-523.82	-397.60	-527.50
-405.69	-529.87	-399.22	-530.66	-416.46	-522.14	-424.00	-523.82	-397.60	-527.50
-406.76	-534.69	-400.50	-535.52	-416.36	-527.69	-423.57	-528.35	-397.78	-533.77
-408.43	-537.94	-402.24	-538.98	-417.02	-531.65	-423.64	-531.23	-398.24	-538.85
-402.10	-537.60	-395.77	-539.25	-408.91	-531.77	-415.17	-529.95	-390.28	-541.31
-414.17	-465.56	-395.28	-471.10	-413.37	-455.62	-415.19	-449.91	-377.30	-479.62
-686.69	-465.57	-667.80	-471.10	-685.90	-455.62	-687.71	-449.91	-649.83	-479.63
-642.38	-474.17	-628.90	-476.58	-634.86	-464.77	-624.99	-453.34	-609.70	-486.80
-645.24	-493.71	-637.30	-492.00	-638.23	-486.51	-629.25	-472.16	-617.77	-503.23
-651.45	-513.48	-647.73	-508.06	-642.86	-508.85	-634.46	-492.36	-628.00	-520.04
-663.57	-532.35	-663.26	-523.67	-655.24	-530.17	-647.84	-511.96	-643.02	-536.27
-663.57	-532.35	-663.26	-523.67	-655.24	-530.17	-647.84	-511.96	-643.03	-536.27
-668.22	-550.81	-670.64	-539.30	-659.10	-550.78	-651.08	-531.06	-650.57	-552.26
-677.78	-568.77	-682.51	-554.82	-669.05	-570.76	-661.17	-549.69	-662.43	-568.01
-684.69	-586.06	-691.12	-570.09	-675.68	-589.99	-667.83	-567.70	-671.31	-583.35
-689.88	-602.89	-697.63	-585.19	-680.58	-608.72	-673.80	-585.31	-678.26	-598.42
-689.88	-602.89	-697.63	-585.19	-680.58	-608.72	-673.80	-585.31	-678.26	-598.42
-698.71	-619.05	-707.45	-599.95	-689.25	-626.79	-682.29	-602.43	-688.43	-613.02
-706.16	-634.78	-715.60	-614.52	-696.38	-644.08	-689.60	-619.17	-697.08	-627.34
-713.74	-649.94	-723.58	-628.79	-703.45	-660.47	-697.02	-635.41	-705.63	-641.27
-721.58	-664.70	-731.66	-642.87	-710.68	-676.24	-704.68	-651.32	-714.31	-654.94
-721.58	-664.70	-731.66	-642.87	-710.68	-676.24	-704.68	-651.33	-714.31	-654.94
-729.36	-678.97	-739.47	-656.67	-717.80	-691.25	-712.35	-666.84	-722.78	-668.27
-737.20	-692.87	-747.22	-670.26	-725.02	-705.72	-720.08	-682.09	-731.20	-681.33
-745.02	-706.25	-754.82	-683.51	-732.32	-719.47	-727.85	-696.99	-739.49	-694.02
-752.87	-719.26	-762.37	-696.52	-739.69	-732.70	-735.61	-711.69	-747.74	-706.42
-752.87	-719.26	-762.37	-696.52	-739.69	-732.70	-735.61	-711.69	-747.74	-706.42
-760.57	-731.76	-769.69	-709.15	-747.00	-745.27	-743.42	-725.60	-755.75	-718.41
-768.27	-743.87	-776.98	-721.49	-754.42	-757.34	-751.28	-738.98	-763.71	-730.10
-775.85	-755.40	-784.10	-733.35	-761.93	-768.70	-759.18	-751.57	-771.48	-741.30
-783.33	-766.51	-791.14	-744.87	-769.48	-779.57	-767.08	-763.62	-779.11	-752.15
-783.33	-766.51	-791.14	-744.87	-769.48	-779.57	-767.08	-763.63	-779.11	-752.15
-790.78	-777.10	-798.13	-755.94	-777.06	-789.82	-774.95	-775.02	-786.65	-762.54
-798.12	-787.29	-805.02	-766.66	-784.62	-799.63	-782.78	-785.95	-794.05	-772.60
-805.83	-797.00	-812.28	-776.95	-792.52	-808.89	-790.60	-796.31	-801.74	-782.23
-813.60	-806.50	-819.60	-787.07	-800.60	-817.91	-798.42	-806.41	-809.45	-791.69
-813.60	-806.50	-819.60	-787.07	-800.60	-817.91	-798.42	-806.41	-809.45	-791.69
-821.61	-815.68	-827.19	-796.88	-808.86	-826.58	-806.33	-816.13	-817.36	-800.86
-829.23	-824.74	-834.44	-806.59	-816.80	-835.10	-814.17	-825.71	-824.87	-809.95
-836.42	-833.60	-841.33	-816.13	-824.40	-843.40	-821.95	-835.06	-831.98	-818.87
-843.45	-842.36	-848.10	-825.57	-831.87	-851.60	-829.75	-844.30	-838.94	-827.71
-843.45	-842.36	-848.10	-825.57	-831.87	-851.60	-829.75	-844.30	-838.94	-827.71
-850.28	-851.03	-854.71	-834.92	-839.18	-859.70	-837.54	-853.46	-845.70	-836.48
-856.98	-859.66	-861.22	-844.25	-846.40	-867.77	-845.36	-862.59	-852.35	-845.23
-863.30	-868.31	-867.34	-853.59	-853.21	-875.87	-852.98	-871.77	-858.62	-854.01
-869.52	-876.96	-873.34	-862.93	-859.90	-883.97	-860.87	-880.97	-864.77	-862.80
-869.52	-876.96	-873.34	-862.93	-859.90	-883.97	-860.87	-880.97	-864.77	-862.80
-875.02	-885.54	-878.51	-872.19	-865.80	-892.02	-868.74	-890.16	-870.13	-871.52

**Autorità Portuale di Taranto**

Interventi per il dragaggio di 2,3 M m³ di sedimenti in area Molo Polisettoriale e per la realizzazione di un primo lotto della cassa di colmata funzionale all'ampliamento del V Sporgente del Porto di Taranto

Allegati alla relazione di calcolo strutturale allineamento "BC"

Data 05/2016
Rev. B
c.d.c.: C296A
514B

-880.37	-894.02	-883.52	-881.35	-871.54	-899.98	-877.09	-899.30	-875.35	-880.14
-885.23	-902.37	-888.01	-890.39	-876.77	-907.84	-885.38	-908.40	-880.09	-888.65
-889.85	-910.73	-892.26	-899.43	-881.76	-915.72	-893.36	-917.59	-884.61	-897.16
-889.86	-910.73	-892.26	-899.43	-881.76	-915.72	-893.36	-917.59	-884.61	-897.16
-893.63	-919.20	-895.63	-908.60	-885.89	-923.76	-900.05	-927.05	-888.30	-905.79
-896.66	-927.94	-898.25	-918.02	-889.26	-932.08	-906.02	-936.91	-891.26	-914.68
-898.43	-937.25	-899.59	-928.04	-891.34	-941.04	-908.97	-947.61	-892.98	-924.13
-893.95	-946.76	-894.65	-938.27	-887.20	-950.25	-904.30	-958.83	-888.51	-933.75
-893.95	-946.76	-894.65	-938.27	-887.20	-950.25	-904.30	-958.84	-888.51	-933.75
-893.48	-955.62	-893.75	-947.94	-887.00	-958.86	-901.68	-969.72	-888.05	-942.84
-888.89	-962.01	-888.72	-955.23	-882.64	-965.10	-894.17	-978.72	-883.48	-949.49
-871.40	-985.91	-870.76	-980.03	-865.33	-989.18	-872.81	-1007.30	-866.21	-973.19
-832.36	-1042.11	-831.12	-1037.13	-826.30	-1046.11	-829.47	-1072.38	-827.68	-1028.23

**Autorità Portuale di Taranto**

Interventi per il dragaggio di 2,3 M m³ di sedimenti in area Molo Polisettoriale e per la realizzazione di un primo lotto della cassa di colmanta funzionale all'ampliamento del V Sporgente del Porto di Taranto

Allegati alla relazione di calcolo strutturale allineamento "BC"

Data 05/2016
Rev. B
c.d.c.: C296A
514B

1.3.3 Riepilogo sollecitazioni

FASE	2			3			4			5		
	Y [m]	N [kN/m]	Q [kN/m]	M [kNm/m]	N [kN/m]	Q [kN/m]	M [kNm/m]	N [kN/m]	Q [kN/m]	M [kNm/m]	N [kN/m]	Q [kN/m]
	3.50	0.00	0.00	0.00	0.00	0.00	0.00	0.00	0.00	0.00	0.00	0.00
	3.23	0.00	0.00	0.00	0.00	0.00	0.00	0.00	0.00	0.00	0.00	0.00
	2.95	0.00	0.00	0.00	0.00	0.00	0.00	0.00	0.00	0.00	0.00	0.00
	2.68	0.00	0.00	0.00	0.00	0.00	0.00	0.00	0.00	0.00	0.00	0.00
	2.40	0.00	0.00	0.00	0.00	0.00	0.00	0.00	0.00	0.00	0.00	0.00
	2.40	0.00	0.00	0.00	0.00	0.00	0.00	0.00	0.00	0.00	0.00	0.00
	2.30	0.00	0.00	0.00	0.00	0.00	0.00	0.00	0.00	0.00	0.00	0.00
	2.20	0.00	0.00	0.00	0.00	0.00	0.00	0.00	0.00	0.00	0.00	0.00
	2.10	0.00	0.00	0.00	0.00	0.00	0.00	0.00	0.00	0.00	0.00	0.00
	2.00	0.00	0.00	0.00	0.00	0.00	0.00	0.00	0.00	0.00	0.00	0.00
	2.00	0.00	0.00	0.00	0.00	0.00	0.00	0.00	0.00	0.00	0.00	0.00
	1.88	0.00	0.00	0.00	0.00	-0.53	-0.03	0.00	0.00	0.00	0.00	0.00
	1.75	0.00	0.00	0.00	0.00	-1.21	-0.14	0.00	0.00	0.00	0.00	0.00
	1.63	0.00	0.00	0.00	0.00	-2.03	-0.34	0.00	0.00	0.00	0.00	0.00
	1.50	0.00	0.00	0.00	0.00	-3.00	-0.65	0.00	0.00	0.00	0.00	0.00
	1.50	0.00	0.00	0.00	0.00	-3.00	-0.65	0.00	0.00	0.00	0.00	0.00
	1.31	0.00	0.00	0.00	0.00	-4.72	-1.37	0.00	0.00	0.00	-0.24	1.47
	1.13	0.00	0.00	0.00	0.00	-6.76	-2.44	0.00	0.00	0.00	-0.51	3.18
	0.94	0.00	0.00	0.00	0.00	-9.14	-3.93	0.00	0.00	0.00	-0.83	5.13
	0.75	0.00	0.00	0.00	0.00	-11.83	-5.89	0.00	0.00	0.00	-1.18	7.32
	0.75	0.00	0.00	0.00	0.00	-11.83	-5.89	0.00	0.00	0.00	-1.18	7.31
	0.56	0.00	0.00	0.00	0.00	-14.85	-8.39	0.00	0.00	0.00	-1.56	9.72
	0.38	0.00	0.00	0.00	0.00	-18.20	-11.48	0.00	0.00	0.00	-1.99	12.37
	0.19	0.00	0.00	0.00	0.00	-21.88	-15.23	0.00	0.00	0.00	-2.45	15.26
	0.00	0.00	0.00	0.00	0.00	-25.87	-19.70	0.00	0.00	0.00	-2.95	18.39
	0.00	0.00	0.00	0.00	0.00	-25.88	-19.70	0.00	0.00	0.00	-2.95	18.39
	-0.25	0.00	-0.31	-0.03	0.00	-31.71	-26.89	0.00	0.00	0.00	-3.67	22.61
	-0.50	0.00	-1.25	-0.21	0.00	-38.14	-35.61	0.00	0.00	0.00	-4.46	26.61
	-0.75	0.00	-2.81	-0.70	0.00	-45.14	-46.01	0.00	0.00	0.00	-5.31	30.41
	-1.00	0.00	-5.00	-1.67	0.00	-52.72	-58.23	0.00	0.00	0.00	-6.23	33.99
	-1.00	0.00	-5.00	-1.67	0.00	-52.73	-58.23	0.00	0.00	0.00	-6.24	34.00
	-1.28	0.00	-8.13	-3.45	0.00	-61.74	-73.95	0.00	0.00	0.00	-7.32	37.70
	-1.55	0.00	-12.01	-6.21	0.00	-71.47	-92.25	0.00	-0.01	0.00	-8.49	41.15
	-1.83	0.00	-16.65	-10.13	0.00	-81.90	-113.33	0.00	-0.03	-0.01	-9.74	44.36
	-2.10	0.00	-22.05	-15.44	0.00	-93.04	-137.36	0.00	-0.06	-0.02	-11.07	47.32
	-2.10	0.00	-22.05	-15.44	0.00	-93.04	-137.36	0.00	-0.06	-0.02	-11.07	47.32
	-2.33	0.00	-27.03	-20.95	0.00	-102.68	-159.37	0.00	-0.34	-0.05	-12.22	49.57
	-2.55	0.00	-32.51	-27.64	0.00	-112.78	-183.60	0.00	-1.15	-0.21	-13.42	51.66
	-2.78	0.00	-38.50	-35.62	0.00	-123.36	-210.16	0.00	-2.48	-0.61	-14.68	53.59
	-3.00	0.00	-45.00	-45.00	0.00	-134.39	-239.15	0.00	-4.33	-1.37	-15.99	55.35
	-3.00	0.00	-45.00	-45.00	0.00	-134.40	-239.15	0.00	-4.33	-1.37	-15.99	55.33
	-3.25	0.00	-52.50	-57.18	0.00	-146.89	-274.30	0.00	-6.69	-2.74	-17.48	57.26
	-3.50	0.00	-60.00	-71.25	0.00	-159.36	-312.59	0.00	-9.07	-4.71	-19.00	59.32
	-3.75	0.00	-67.50	-87.19	0.00	-171.77	-353.99	0.00	-11.46	-7.28	-20.53	61.49
	-4.00	0.00	-75.00	-105.00	0.00	-184.14	-398.47	0.00	-13.87	-10.44	-22.08	63.77
	-4.00	0.00	-75.00	-105.00	0.00	-184.14	-398.47	0.00	-13.87	-10.44	-22.08	63.77
	-4.25	0.00	-82.50	-124.68	0.00	-196.46	-446.04	0.00	-16.30	-14.21	-23.65	66.16



Autorità Portuale di Taranto
 Interventi per il dragaggio di 2,3 M m³ di sedimenti in area Molo Polisettoriale e per la realizzazione di un primo lotto della cassa di colmata funzionale all'ampliamento del V Sporgente del Porto di Taranto

Allegati alla relazione di calcolo strutturale allineamento "BC"

Data 05/2016
 Rev. B
 c.d.c.: C296A
 514B

-4.50	0.00	-90.00	-146.25	0.00	-208.75	-496.70	0.00	-18.75	-18.60	-25.24	68.68
-4.75	0.00	-97.50	-169.69	0.00	-220.99	-550.43	0.00	-21.21	-23.59	-26.85	71.33
-5.00	0.00	-105.00	-195.00	0.00	-233.18	-607.19	0.00	-23.70	-29.20	-28.48	74.11
-5.00	0.00	-105.00	-195.00	0.00	-233.18	-607.19	0.00	-23.70	-29.20	-28.48	74.12
-5.25	0.00	-112.50	-222.18	0.00	-245.32	-666.99	0.00	-26.20	-35.44	-30.14	77.09
-5.50	0.00	-120.00	-251.25	0.00	-257.43	-729.85	0.00	-28.72	-42.30	-31.83	80.26
-5.75	0.00	-127.50	-282.19	0.00	-269.49	-795.73	0.00	-31.25	-49.80	-33.56	83.63
-6.00	0.00	-135.00	-315.00	0.00	-281.50	-864.59	0.00	-33.80	-57.93	-35.31	87.19
-6.00	0.00	-135.00	-315.00	0.00	-281.51	-864.59	0.00	-33.81	-57.93	-35.31	87.18
-6.25	0.00	-142.50	-349.68	0.00	-293.48	-936.45	0.00	-36.38	-66.70	-37.09	90.91
-6.50	0.00	-150.00	-386.25	0.00	-305.41	-1011.33	0.00	-38.97	-76.12	-38.89	94.78
-6.75	0.00	-157.50	-424.70	0.00	-317.29	-1089.19	0.00	-41.57	-86.19	-40.71	98.78
-7.00	0.00	-165.00	-465.00	0.00	-329.13	-1169.97	0.00	-44.20	-96.91	-42.55	102.89
-7.00	0.00	-165.00	-465.00	0.00	-329.13	-1169.97	0.00	-44.20	-96.91	-42.55	102.89
-7.25	0.00	-172.50	-507.18	0.00	-340.92	-1253.71	0.00	-46.84	-108.28	-44.40	107.08
-7.50	0.00	-180.00	-551.25	0.00	-352.67	-1340.43	0.00	-49.50	-120.33	-46.26	111.31
-7.75	0.00	-187.50	-597.20	0.00	-364.38	-1430.08	0.00	-52.18	-133.04	-48.13	115.61
-8.00	0.00	-195.00	-645.00	0.00	-376.04	-1522.61	0.00	-54.87	-146.42	-50.01	119.96
-8.00	0.00	-195.00	-645.00	0.00	-376.04	-1522.61	0.00	-54.87	-146.42	-49.95	119.60
-8.25	0.00	-202.50	-694.68	0.00	-387.66	-1618.06	0.00	-57.58	-160.47	-51.96	124.73
-8.50	0.00	-210.00	-746.25	0.00	-399.23	-1716.44	0.00	-60.32	-175.21	-53.80	128.88
-8.75	0.00	-217.50	-799.70	0.00	-410.76	-1817.71	0.00	-63.06	-190.64	-55.48	131.98
-9.00	0.00	-225.00	-855.00	0.00	-422.24	-1921.82	0.00	-65.83	-206.75	-56.98	133.93
-9.00	0.11	-224.67	-855.00	0.16	-421.58	-1921.82	0.10	-65.76	-206.75	-57.14	134.72
-9.25	1.99	-226.52	-911.40	3.95	-418.92	-2026.86	1.99	-77.96	-224.71	-57.11	126.63
-9.50	3.61	-227.63	-968.20	7.59	-415.85	-2131.24	3.56	-89.75	-245.69	-57.28	118.50
-9.75	5.00	-227.91	-1025.17	11.13	-412.13	-2234.78	4.81	-101.00	-269.55	-57.70	110.44
-10.00	6.19	-227.24	-1082.08	14.64	-407.54	-2337.24	5.76	-111.62	-296.14	-58.38	102.56
-10.00	6.21	-227.28	-1082.08	14.62	-407.33	-2337.24	5.79	-111.53	-296.14	-58.34	102.38
-10.25	7.28	-225.72	-1138.70	18.47	-401.67	-2438.35	6.55	-121.13	-325.23	-59.14	94.39
-10.50	8.14	-223.69	-1194.89	22.04	-395.13	-2537.99	7.09	-129.85	-356.63	-60.06	86.06
-10.75	8.80	-221.26	-1250.53	25.32	-387.74	-2635.89	7.40	-137.71	-390.10	-61.09	77.29
-11.00	9.26	-218.49	-1305.50	28.29	-379.50	-2731.79	7.49	-144.72	-425.42	-62.19	67.99
-11.00	9.33	-218.16	-1305.50	28.43	-379.31	-2731.79	7.54	-144.47	-425.42	-62.22	68.23
-11.25	9.91	-213.44	-1359.46	31.58	-369.52	-2825.40	7.63	-149.33	-462.16	-63.52	59.27
-11.50	10.51	-207.64	-1412.13	34.72	-358.76	-2916.47	7.71	-152.73	-499.96	-64.92	50.34
-11.75	11.16	-200.81	-1463.22	37.85	-347.07	-3004.74	7.76	-154.68	-538.42	-66.42	41.48
-12.00	11.83	-192.95	-1512.44	40.97	-334.48	-3089.93	7.79	-155.19	-577.18	-68.02	32.70
-12.00	11.82	-193.12	-1512.44	40.93	-334.47	-3089.93	7.80	-155.41	-577.18	-67.99	32.53
-12.25	12.46	-184.22	-1559.60	44.08	-320.96	-3171.86	7.74	-154.43	-615.90	-69.81	24.37
-12.50	13.03	-175.13	-1604.54	47.08	-306.47	-3250.33	7.63	-153.11	-654.36	-71.61	15.48
-12.75	13.55	-165.81	-1647.17	49.94	-291.00	-3325.05	7.48	-151.37	-692.44	-73.40	6.04
-13.00	14.01	-156.23	-1687.42	52.65	-274.57	-3395.75	7.29	-149.14	-730.01	-75.19	-3.77
-13.00	14.02	-156.24	-1687.42	52.71	-274.57	-3395.75	7.30	-149.13	-730.01	-75.19	-3.72
-13.25	14.44	-146.15	-1725.22	55.52	-257.19	-3462.22	7.05	-146.09	-766.91	-77.02	-13.42
-13.50	14.84	-135.83	-1760.48	58.18	-238.88	-3524.26	6.80	-142.51	-803.01	-78.86	-23.24
-13.75	15.22	-125.32	-1793.14	60.72	-219.64	-3581.61	6.53	-138.42	-838.14	-80.71	-33.18
-14.00	15.59	-114.66	-1823.13	63.12	-199.51	-3634.01	6.27	-133.87	-872.18	-82.57	-43.25
-14.00	15.59	-114.73	-1823.13	63.13	-199.61	-3634.01	6.28	-133.95	-872.18	-82.56	-43.29
-14.25	15.97	-104.24	-1850.49	65.41	-179.59	-3681.41	6.05	-129.23	-905.07	-84.38	-53.67
-14.50	16.35	-93.92	-1875.26	67.58	-159.34	-3723.79	5.86	-124.39	-936.78	-86.18	-64.30
-14.75	16.73	-83.81	-1897.48	69.62	-138.86	-3761.08	5.70	-119.43	-967.27	-87.97	-75.15



-15.00	17.12	-73.92	-1917.19	71.54	-118.17	-3793.20	5.57	-114.37	-996.49	-89.75	-86.18
-15.00	17.12	-73.92	-1917.19	71.54	-118.15	-3793.20	5.57	-114.38	-996.49	-89.77	-86.11
-15.25	17.50	-64.31	-1934.45	73.34	-97.17	-3820.12	5.47	-109.30	-1024.45	-91.55	-97.41
-15.50	17.87	-54.96	-1949.36	75.00	-75.93	-3841.76	5.40	-104.19	-1051.14	-93.38	-108.61
-15.75	18.23	-45.88	-1961.96	76.54	-54.46	-3858.07	5.35	-99.05	-1076.55	-95.28	-119.66
-16.00	18.59	-37.08	-1972.32	77.95	-32.80	-3868.98	5.32	-93.88	-1100.66	-97.26	-130.47
-16.00	18.59	-37.07	-1972.32	77.96	-32.84	-3868.98	5.32	-93.86	-1100.66	-97.29	-130.32
-16.25	18.94	-28.52	-1980.52	79.24	-11.05	-3874.47	5.31	-88.63	-1123.47	-99.45	-140.34
-16.50	19.27	-20.17	-1986.60	80.42	10.75	-3874.50	5.32	-83.30	-1144.97	-101.82	-149.36
-16.75	19.59	-12.03	-1990.62	81.49	32.48	-3869.10	5.34	-77.88	-1165.12	-104.41	-157.36
-17.00	19.90	-4.10	-1992.63	82.46	54.07	-3858.28	5.37	-72.36	-1183.90	-107.20	-164.33
-17.00	19.90	-4.07	-1992.63	82.48	53.96	-3858.28	5.37	-72.34	-1183.90	-107.20	-164.31
-17.25	20.20	3.72	-1992.68	83.40	75.09	-3842.14	5.41	-66.69	-1201.28	-110.22	-170.15
-17.50	20.48	11.41	-1990.78	84.29	95.48	-3820.79	5.45	-60.86	-1217.23	-113.45	-174.87
-17.75	20.74	19.02	-1986.97	85.16	115.10	-3794.45	5.50	-54.86	-1231.70	-116.91	-178.45
-18.00	20.99	26.55	-1981.28	85.99	133.91	-3763.31	5.55	-48.68	-1244.65	-120.59	-180.90
-18.00	20.99	26.58	-1981.28	85.98	133.90	-3763.31	5.55	-48.65	-1244.65	-120.59	-180.90
-18.25	21.22	34.08	-1973.70	86.77	151.85	-3727.58	5.60	-42.25	-1256.01	-124.49	-182.21
-18.50	21.43	41.64	-1964.23	87.51	168.92	-3687.46	5.64	-35.58	-1265.75	-128.62	-182.38
-18.75	21.62	49.24	-1952.87	88.18	185.11	-3643.17	5.68	-28.63	-1273.78	-132.98	-181.42
-19.00	21.79	56.91	-1939.60	88.80	200.39	-3594.98	5.71	-21.42	-1280.04	-137.56	-179.32
-19.00	21.79	56.94	-1939.60	88.80	200.45	-3594.98	5.71	-21.39	-1280.04	-137.56	-179.32
-19.25	21.94	64.74	-1924.40	89.35	214.90	-3543.06	5.73	-13.85	-1284.46	-142.37	-176.07
-19.50	22.06	72.74	-1907.22	89.84	228.71	-3487.58	5.73	-5.93	-1286.94	-147.42	-171.69
-19.75	22.15	80.95	-1888.01	90.27	241.89	-3428.73	5.71	2.37	-1287.39	-152.71	-166.18
-20.00	22.22	89.39	-1866.72	90.63	254.44	-3366.69	5.68	11.06	-1285.72	-158.22	-159.54
-20.00	22.22	89.42	-1866.72	90.63	254.52	-3366.69	5.68	11.09	-1285.72	-158.23	-159.54
-20.25	22.26	98.16	-1843.29	90.93	266.61	-3301.56	5.62	20.22	-1281.82	-163.99	-151.78
-20.50	22.27	107.27	-1817.61	91.17	278.42	-3233.41	5.53	29.86	-1275.57	-170.00	-142.87
-20.75	22.23	116.78	-1789.61	91.33	289.97	-3162.34	5.41	40.01	-1266.85	-176.27	-132.82
-21.00	22.17	126.69	-1759.19	91.44	301.28	-3088.44	5.26	50.68	-1255.53	-182.79	-121.62
-21.00	22.16	126.73	-1759.19	91.43	301.36	-3088.44	5.25	50.71	-1255.53	-182.75	-121.60
-21.25	22.05	137.12	-1726.23	91.46	312.60	-3011.72	5.06	61.96	-1241.46	-189.62	-109.22
-21.50	21.87	148.09	-1690.58	91.41	323.95	-2932.13	4.81	73.87	-1224.49	-196.64	-95.59
-21.75	21.64	159.64	-1652.12	91.27	335.43	-2849.69	4.50	86.43	-1204.46	-203.72	-80.72
-22.00	21.34	171.78	-1610.72	91.05	347.05	-2764.40	4.13	99.65	-1181.22	-210.75	-64.61
-22.00	21.32	171.82	-1610.72	91.03	347.13	-2764.40	4.11	99.69	-1181.22	-210.73	-64.53
-22.25	20.95	184.64	-1566.18	90.70	359.08	-2676.16	3.66	113.64	-1154.58	-217.51	-47.19
-22.50	20.45	198.22	-1518.33	90.21	371.49	-2584.82	3.08	128.39	-1124.33	-224.23	-28.38
-22.75	19.79	212.55	-1466.99	89.54	384.37	-2490.33	2.34	143.91	-1090.30	-230.89	-8.05
-23.00	18.97	227.63	-1411.99	88.67	397.72	-2392.60	1.44	160.22	-1052.31	-237.50	13.86
-23.00	17.97	229.68	-1411.99	87.79	399.85	-2392.60	0.40	162.23	-1052.31	-238.93	15.89
-23.25	20.84	238.48	-1353.55	90.05	406.25	-2291.92	3.51	172.72	-1010.51	-239.57	32.94
-23.50	23.66	249.97	-1292.53	92.30	415.12	-2189.27	6.55	185.92	-965.72	-240.04	52.91
-23.75	26.44	264.01	-1228.32	94.55	426.34	-2084.11	9.54	201.67	-917.32	-240.32	75.56
-24.00	29.19	280.44	-1160.33	96.80	439.79	-1975.91	12.49	219.81	-864.69	-240.41	100.67
-24.00	29.20	280.31	-1160.33	96.81	439.71	-1975.91	12.50	219.68	-864.69	-240.40	100.42
-24.25	31.95	298.64	-1088.02	99.08	455.00	-1864.14	15.42	239.68	-807.32	-240.26	127.15



Autorità Portuale di Taranto

Interventi per il dragaggio di 2,3 M m³ di sedimenti in area Molo Polisettoriale e per la realizzazione di un primo lotto della cassa di colmata funzionale all'ampliamento del V Sporgente del Porto di Taranto

Allegati alla relazione di calcolo strutturale allineamento "BC"

Data 05/2016
Rev. B
c.d.c.: C296A
514B

-24.50	34.68	318.93	-1010.84	101.35	472.27	-1748.25	18.32	261.58	-744.69	-239.92	155.41
-24.75	37.39	341.16	-928.35	103.63	491.49	-1627.79	21.19	285.38	-676.35	-239.37	185.11
-25.00	40.08	365.30	-840.10	105.91	512.65	-1502.34	24.02	311.03	-601.85	-238.61	216.20
-25.00	40.06	365.52	-840.10	105.89	512.91	-1502.34	24.00	311.22	-601.85	-238.64	216.15
-25.25	42.73	391.35	-745.56	108.18	535.83	-1371.33	26.82	338.50	-520.70	-237.67	248.30
-25.50	45.31	419.73	-644.22	110.39	561.50	-1234.20	29.52	368.18	-432.40	-236.59	281.42
-25.75	47.78	451.00	-535.41	112.53	590.31	-1090.25	32.11	400.59	-336.34	-235.41	315.68
-26.00	49.68	479.26	-418.45	113.83	616.21	-938.75	34.22	429.86	-231.85	-235.02	343.49
-26.00	50.14	485.50	-418.45	114.59	622.62	-938.75	34.56	436.04	-231.85	-234.13	351.23
-26.25	54.34	440.69	-303.54	117.47	574.13	-790.03	39.32	392.51	-129.13	-229.74	301.52
-26.50	58.28	404.36	-197.92	120.38	533.72	-651.55	43.68	357.64	-35.38	-225.41	263.43
-26.75	61.60	369.95	-101.15	122.67	494.70	-523.00	47.40	324.87	49.90	-221.87	228.82
-27.00	64.41	337.10	-12.81	124.42	456.78	-404.11	50.59	293.87	127.20	-218.94	197.27
-27.00	64.54	336.72	-12.81	124.55	456.47	-404.11	50.72	293.45	127.20	-218.72	196.58
-27.25	67.38	304.82	67.34	126.33	419.30	-294.68	53.94	263.47	196.77	-215.55	166.74
-27.50	70.05	274.08	139.69	127.91	383.15	-194.38	56.97	234.69	259.03	-212.39	138.68
-27.75	72.54	244.55	204.51	129.30	348.12	-102.97	59.82	207.16	314.25	-209.25	112.44
-28.00	74.86	216.29	262.07	130.49	314.29	-20.21	62.49	180.93	362.72	-206.11	88.06
-28.00	74.84	216.45	262.07	130.47	314.49	-20.21	62.46	181.08	362.72	-206.13	88.16
-28.25	76.94	189.70	312.80	131.44	282.17	54.32	64.90	156.35	404.86	-203.03	65.61
-28.50	78.88	164.28	357.03	132.22	251.26	120.99	67.17	132.92	441.00	-199.88	44.64
-28.75	80.64	140.21	395.07	132.81	221.77	180.10	69.26	110.82	471.45	-196.67	25.25
-29.00	82.23	117.51	427.25	133.21	193.75	232.00	71.16	90.06	496.52	-193.40	7.46
-29.00	82.23	117.48	427.25	133.20	193.74	232.00	71.16	90.02	496.52	-193.40	7.40
-29.25	83.63	96.13	453.92	133.40	167.20	277.07	72.87	70.55	516.57	-190.06	-8.84
-29.50	84.83	76.08	475.42	133.38	142.12	315.72	74.39	52.32	531.90	-186.64	-23.69
-29.75	85.84	57.33	492.07	133.15	118.52	348.27	75.70	35.33	542.83	-183.13	-37.14
-30.00	86.63	39.90	504.19	132.68	96.40	375.10	76.79	19.58	549.67	-179.55	-49.21
-30.00	86.62	39.85	504.19	132.68	96.36	375.10	76.79	19.54	549.67	-179.55	-49.29
-30.25	87.20	23.67	512.11	131.98	75.68	396.57	77.66	4.97	552.71	-175.88	-60.12
-30.50	87.54	8.61	516.12	131.02	56.34	413.05	78.30	-8.54	552.24	-172.12	-69.90
-30.75	87.64	-5.32	516.51	129.81	38.34	424.86	78.70	-21.01	548.53	-168.26	-78.63
-31.00	87.50	-18.14	513.56	128.34	21.65	432.33	78.86	-32.44	541.83	-164.31	-86.34
-31.00	87.50	-18.20	513.56	128.34	21.59	432.33	78.85	-32.50	541.83	-164.31	-86.41
-31.25	87.10	-30.04	507.51	126.59	6.11	435.77	78.75	-43.03	532.37	-160.26	-93.27
-31.50	86.45	-41.03	498.61	124.57	-8.30	435.48	78.40	-52.79	520.38	-156.09	-99.43
-31.75	85.54	-51.19	487.06	122.27	-21.65	431.71	77.79	-61.79	506.03	-151.79	-104.91
-32.00	84.38	-60.52	473.08	119.69	-33.96	424.74	76.93	-70.05	489.54	-147.37	-109.73
-32.00	84.38	-60.53	473.08	119.69	-33.99	424.74	76.93	-70.07	489.54	-147.35	-109.75
-32.25	82.96	-69.15	456.86	116.84	-45.37	414.80	75.82	-77.69	471.06	-142.78	-114.04
-32.50	81.29	-77.04	438.57	113.72	-55.83	402.13	74.45	-84.66	450.75	-138.03	-117.78
-32.75	79.37	-84.20	418.39	110.32	-65.36	386.96	72.83	-90.96	428.78	-133.11	-120.98
-33.00	77.19	-90.63	396.53	106.64	-73.96	369.53	70.96	-96.61	405.32	-128.02	-123.62
-33.00	77.19	-90.63	396.53	106.64	-73.96	369.53	70.96	-96.60	405.32	-128.01	-123.62
-33.25	74.75	-96.35	373.14	102.70	-81.67	350.06	68.84	-101.61	380.54	-122.72	-125.75
-33.50	72.05	-101.31	348.41	98.47	-88.44	328.77	66.47	-105.92	354.58	-117.19	-127.32
-33.75	69.09	-105.51	322.54	93.97	-94.27	305.91	63.84	-109.52	327.63	-111.44	-128.30
-34.00	65.88	-108.92	295.73	89.19	-99.14	281.71	60.96	-112.39	299.88	-105.46	-128.68
-34.00	65.87	-108.91	295.73	89.17	-99.14	281.71	60.94	-112.38	299.88	-105.44	-128.67
-34.25	62.40	-111.47	268.17	84.12	-102.99	256.43	57.81	-114.45	271.52	-99.19	-128.39
-34.50	58.63	-113.16	240.06	78.74	-105.82	230.30	54.39	-115.70	242.72	-92.64	-127.42
-34.75	54.57	-113.96	211.65	73.04	-107.60	203.60	50.68	-116.11	213.72	-85.81	-125.76
-35.00	50.22	-113.88	183.16	67.03	-108.32	176.59	46.69	-115.67	184.74	-78.69	-123.39
-35.00	50.21	-113.74	183.16	67.02	-108.20	176.59	46.69	-115.53	184.74	-78.66	-123.25
-35.25	45.56	-112.73	154.82	60.68	-107.88	149.56	42.40	-114.21	156.00	-71.21	-120.13
-35.50	40.61	-110.18	126.92	53.99	-105.93	122.79	37.83	-111.37	127.76	-63.34	-115.67
-35.75	35.35	-106.00	99.86	46.96	-102.24	96.72	32.97	-106.95	100.43	-55.07	-109.78
-36.00	29.80	-100.11	74.06	39.58	-96.75	71.82	27.81	-100.84	74.43	-46.39	-102.38
-36.00	29.95	-98.75	74.06	39.72	-95.34	71.82	27.96	-99.47	74.43	-46.24	-101.07
-36.25	23.89	-90.69	50.33	31.74	-87.92	48.85	22.31	-91.22	50.54	-37.36	-91.70
-36.50	17.57	-78.12	29.07	23.43	-75.94	28.21	16.41	-78.47	29.17	-27.89	-78.16
-36.75	11.04	-59.46	11.77	14.83	-57.77	11.39	10.31	-59.66	11.80	-17.78	-58.93
-37.00	4.32	-33.15	0.00	5.96	-31.80	0.00	4.03	-33.21	0.00	-6.99	-32.48


Autorità Portuale di Taranto

Interventi per il dragaggio di 2,3 M m³ di sedimenti in area Molo Polisettoriale e per la realizzazione di un primo lotto della cassa di colmata funzionale all'ampliamento del V Sporgente del Porto di Taranto

Allegati alla relazione di calcolo strutturale allineamento "BC"

Data 05/2016
Rev. B
c.d.c.: C296A
514B



239.84	-4.64	-44.23	-88.85	-22.58	120.41	301.61	-23.91	107.02	275.27	-1.72	125.75	404.12
258.02	-5.64	-46.43	-100.19	-24.03	127.09	332.54	-25.29	113.17	302.79	-2.71	131.60	436.28
258.02	-5.64	-46.42	-100.19	-24.03	127.10	332.54	-25.29	113.18	302.79	-2.71	131.61	436.28
276.91	-6.69	-48.39	-112.04	-25.51	133.93	365.16	-26.69	119.45	331.86	-3.75	137.57	469.92
296.58	-7.79	-50.12	-124.36	-27.02	140.89	399.52	-28.12	125.84	362.53	-4.84	143.69	505.08
317.07	-8.93	-51.60	-137.08	-28.54	147.96	435.63	-29.57	132.34	394.80	-5.99	149.96	541.79
338.41	-10.12	-52.83	-150.14	-30.09	155.15	473.51	-31.05	138.94	428.70	-7.18	156.36	580.07
338.41	-10.12	-52.84	-150.14	-30.09	155.17	473.51	-31.05	138.94	428.70	-7.19	156.39	580.07
360.66	-11.36	-53.85	-163.48	-31.65	162.45	513.20	-32.55	145.67	464.27	-8.42	162.87	619.96
383.88	-12.63	-54.64	-177.05	-33.24	169.90	554.74	-34.09	152.54	501.55	-9.74	169.69	661.54
408.07	-13.94	-55.24	-190.79	-34.86	177.53	598.18	-35.65	159.55	540.57	-11.16	176.89	704.86
433.27	-15.29	-55.64	-204.65	-36.51	185.33	643.52	-37.24	166.67	581.33	-12.68	184.52	750.02
433.27	-15.29	-55.65	-204.65	-36.51	185.33	643.52	-37.25	166.70	581.33	-12.64	184.35	750.02
459.51	-16.66	-55.89	-218.59	-38.19	193.30	690.84	-38.85	173.88	623.89	-14.41	193.01	797.18
486.82	-18.07	-55.98	-232.58	-39.90	201.40	740.18	-40.52	181.39	668.30	-16.08	201.26	846.49
515.19	-19.50	-55.89	-246.57	-41.63	209.63	791.57	-42.27	189.24	714.63	-17.64	209.08	897.80
544.63	-20.96	-55.62	-260.51	-43.38	218.01	845.01	-44.11	197.50	762.95	-19.08	216.42	950.99
544.63	-20.90	-55.95	-260.51	-43.33	217.70	845.01	-44.07	197.30	762.95	-18.90	216.54	950.99
575.18	-22.51	-54.77	-274.33	-45.21	226.86	900.58	-46.12	206.53	813.43	-17.14	210.96	1004.43
606.91	-23.99	-54.32	-287.96	-46.97	235.16	958.37	-48.06	215.22	866.18	-15.32	204.97	1056.43
639.54	-25.33	-54.65	-301.57	-48.57	242.51	1018.11	-49.86	223.32	921.02	-13.47	198.74	1106.92
672.80	-26.52	-55.84	-315.35	-50.01	248.82	1079.54	-51.53	230.79	977.78	-11.61	192.45	1155.80
672.80	-25.59	-50.35	-315.35	-50.11	249.14	1079.54	-51.54	230.81	977.78	-11.55	192.19	1155.80
705.47	-24.43	-37.55	-326.30	-49.21	237.34	1140.34	-50.30	224.93	1034.75	-9.67	185.78	1203.04
736.11	-23.46	-26.18	-334.25	-48.28	225.34	1198.19	-48.96	218.57	1090.20	-7.70	178.92	1248.65
764.74	-22.70	-15.95	-339.49	-47.36	213.29	1253.04	-47.55	211.90	1144.03	-5.64	171.57	1292.48
791.35	-22.21	-6.57	-342.29	-46.49	201.37	1304.85	-46.12	205.12	1196.15	-3.48	163.69	1334.39
791.35	-22.19	-6.65	-342.29	-46.51	201.15	1304.85	-46.07	204.87	1196.15	-3.56	163.84	1334.39
815.94	-21.88	1.69	-342.89	-45.90	189.18	1353.64	-44.60	197.90	1246.49	-1.33	155.96	1374.36
838.51	-21.76	8.81	-341.55	-45.43	176.81	1399.41	-43.02	190.44	1295.05	0.75	147.97	1412.36
858.95	-21.82	14.53	-338.60	-45.06	163.98	1442.02	-41.34	182.48	1341.69	2.69	139.90	1448.36
877.11	-22.05	18.70	-334.41	-44.79	150.64	1481.35	-39.54	173.97	1386.25	4.47	131.77	1482.31
877.11	-22.05	19.08	-334.41	-44.81	150.83	1481.35	-39.57	174.13	1386.25	4.51	131.67	1482.31
893.05	-22.47	22.92	-329.15	-44.71	137.60	1517.40	-37.91	165.65	1428.71	5.94	123.87	1514.26
906.75	-23.01	26.09	-323.01	-44.72	124.38	1550.15	-36.39	157.07	1469.06	7.40	115.38	1544.18
918.23	-23.68	28.62	-316.16	-44.84	111.18	1579.60	-35.01	148.41	1507.26	8.85	106.46	1571.93
927.49	-24.48	30.52	-308.75	-45.09	98.03	1605.75	-33.79	139.69	1543.27	10.25	97.33	1597.40
927.49	-24.45	30.40	-308.75	-45.05	97.92	1605.75	-33.75	139.59	1543.27	10.24	97.36	1597.40
934.63	-25.45	32.27	-300.89	-45.58	85.25	1628.66	-32.84	131.19	1577.12	11.51	88.31	1620.61
939.62	-26.50	32.88	-292.73	-46.09	71.95	1648.32	-31.89	122.10	1608.80	12.70	79.12	1641.54
942.32	-27.59	32.37	-284.54	-46.61	58.24	1664.61	-30.93	112.54	1638.15	13.82	69.79	1660.16
942.61	-28.74	30.89	-276.62	-47.17	44.34	1677.42	-30.01	102.76	1665.06	14.88	60.33	1676.43
942.61	-28.74	30.95	-276.62	-47.17	44.39	1677.42	-30.02	102.79	1665.06	14.89	60.27	1676.43
940.47	-29.94	28.89	-269.13	-47.81	30.71	1686.81	-29.21	93.08	1689.54	15.91	50.52	1690.28
935.89	-31.20	26.15	-262.23	-48.50	16.98	1692.77	-28.45	83.22	1711.58	16.90	40.52	1701.67
928.83	-32.49	22.73	-256.10	-49.24	3.20	1695.30	-27.74	73.21	1731.14	17.84	30.26	1710.52
919.29	-33.82	18.62	-250.92	-50.02	-10.63	1694.37	-27.08	63.06	1748.18	18.75	19.76	1716.78
919.29	-33.82	18.61	-250.92	-50.00	-10.69	1694.37	-27.07	63.00	1748.18	18.76	19.76	1716.78
907.17	-35.16	13.68	-246.87	-50.79	-24.74	1689.95	-26.43	52.56	1762.62	19.65	8.93	1720.37
892.43	-36.52	8.06	-244.14	-51.59	-38.99	1681.98	-25.80	41.86	1774.43	20.52	-2.19	1721.22
875.00	-37.90	1.77	-242.90	-52.41	-53.42	1670.43	-25.19	30.91	1783.54	21.37	-13.59	1719.25
854.84	-39.31	-5.16	-243.31	-53.23	-68.00	1655.26	-24.60	19.72	1789.87	22.20	-25.23	1714.40
854.84	-39.32	-5.06	-243.31	-53.22	-68.03	1655.26	-24.59	19.72	1789.87	22.20	-25.21	1714.40



Autorità Portuale di Taranto
Interventi per il dragaggio di 2,3 M³ di sedimenti in area Molo Polisettoriale e per la realizzazione di un primo lotto della cassa di colmata funzionale all'ampliamento del V Sporgente del Porto di Taranto

Allegati alla relazione di calcolo strutturale allineamento "BC"

Data 05/2016
Rev. B
c.d.c.: C296A
514B



831.91	-40.75	-12.65	-245.51	-54.06	-82.83	1636.42	-24.00	8.21	1793.37	23.00	-37.03	1706.63
806.14	-42.25	-20.49	-249.65	-54.88	-97.92	1613.82	-23.42	-3.59	1793.95	23.77	-49.03	1695.87
777.60	-43.82	-28.51	-255.77	-55.67	-113.29	1587.42	-22.83	-15.64	1791.55	24.53	-61.17	1682.10
746.34	-45.47	-36.64	-263.92	-56.43	-128.91	1557.16	-22.25	-27.93	1786.11	25.25	-73.44	1665.28
746.34	-45.49	-36.49	-263.92	-56.48	-128.69	1557.16	-22.25	-27.92	1786.11	25.25	-73.43	1665.28
712.49	-47.29	-44.10	-274.00	-57.17	-144.68	1522.98	-21.68	-40.38	1777.58	25.95	-85.79	1645.38
676.25	-49.27	-51.01	-285.91	-58.03	-160.01	1484.87	-21.11	-53.01	1765.91	26.63	-98.26	1622.37
637.88	-51.42	-57.19	-299.45	-59.10	-174.50	1443.03	-20.55	-65.78	1751.06	27.28	-110.79	1596.24
597.65	-53.76	-62.63	-314.44	-60.41	-187.97	1397.70	-20.00	-78.68	1733.01	27.91	-123.37	1566.97
597.65	-53.76	-62.61	-314.44	-60.43	-187.82	1397.70	-20.00	-78.67	1733.01	27.87	-123.12	1566.97
555.83	-56.29	-67.22	-330.68	-62.10	-199.57	1349.26	-19.45	-91.64	1711.73	28.49	-135.81	1534.60
512.67	-59.01	-71.00	-347.98	-64.07	-209.85	1298.04	-18.90	-104.70	1687.18	28.89	-147.53	1499.14
468.47	-61.92	-73.94	-366.12	-66.35	-218.63	1244.44	-18.35	-117.82	1659.36	29.02	-158.02	1460.92
423.54	-65.03	-76.03	-384.88	-68.93	-225.91	1188.85	-17.80	-130.96	1628.27	28.83	-167.05	1420.26
423.54	-65.03	-76.03	-384.88	-68.93	-225.91	1188.85	-17.86	-130.70	1628.27	28.80	-166.88	1420.26
378.14	-68.35	-77.27	-404.06	-71.81	-231.66	1131.64	-17.29	-143.91	1593.93	28.14	-173.59	1377.67
332.53	-71.87	-77.62	-423.44	-74.98	-235.87	1073.15	-16.96	-156.03	1556.40	27.09	-178.42	1333.62
287.02	-75.61	-77.09	-442.80	-78.45	-238.54	1013.80	-16.90	-166.87	1516.01	25.66	-181.38	1288.59
241.92	-79.56	-75.66	-461.91	-82.20	-239.67	954.01	-17.14	-176.21	1473.10	23.84	-182.45	1243.09
241.92	-79.56	-75.65	-461.91	-82.21	-239.68	954.01	-17.17	-176.07	1473.10	23.85	-182.47	1243.09
197.48	-83.73	-73.30	-480.55	-86.26	-239.31	894.12	-17.86	-183.21	1428.16	21.66	-181.71	1197.54
153.98	-88.13	-70.02	-498.48	-90.61	-237.46	834.48	-18.92	-188.52	1381.64	19.11	-179.15	1152.38
111.71	-92.77	-65.80	-515.48	-95.24	-234.14	775.48	-20.35	-191.97	1334.03	16.20	-174.79	1108.09
70.98	-97.63	-60.64	-531.31	-100.17	-229.36	717.53	-22.15	-193.59	1285.81	12.91	-168.65	1065.13
70.98	-97.64	-60.62	-531.31	-100.18	-229.37	717.53	-22.15	-193.61	1285.81	12.91	-168.67	1065.13
32.05	-102.74	-54.51	-545.72	-105.40	-223.14	660.95	-24.30	-193.42	1237.41	9.27	-160.79	1023.92
-4.81	-108.10	-47.39	-558.48	-110.92	-215.48	606.08	-26.81	-191.45	1189.25	5.24	-151.21	984.88
-39.30	-113.72	-39.25	-569.33	-116.75	-206.41	553.30	-29.69	-187.71	1141.80	0.84	-139.96	948.44
-71.12	-119.59	-30.10	-578.02	-122.87	-195.92	502.99	-32.92	-182.21	1095.54	-3.93	-127.06	915.04
-71.12	-119.55	-30.07	-578.02	-122.88	-195.91	502.99	-32.93	-182.23	1095.54	-3.96	-127.06	915.04
-100.00	-125.78	-19.84	-584.28	-129.31	-184.04	455.48	-36.52	-174.99	1050.86	-9.11	-112.57	885.06
-125.63	-132.17	-8.43	-587.84	-136.08	-170.74	411.09	-40.49	-166.07	1008.18	-14.74	-96.52	858.88
-147.70	-138.62	4.13	-588.40	-143.17	-156.03	370.20	-44.84	-155.47	967.95	-20.86	-78.95	836.91
-165.89	-145.03	17.87	-585.67	-150.60	-139.91	333.19	-49.56	-143.21	930.59	-27.50	-59.85	819.53
-165.89	-145.01	17.95	-585.67	-150.59	-139.85	333.19	-49.60	-143.19	930.59	-29.16	-57.67	819.53
-179.88	-151.19	32.87	-579.35	-158.24	-122.32	300.39	-54.70	-129.34	896.49	-33.50	-47.04	806.35
-189.36	-157.30	49.20	-569.12	-165.80	-103.19	272.17	-60.30	-113.84	866.06	-37.33	-31.88	796.40
-193.95	-163.36	66.99	-554.62	-173.30	-82.40	248.93	-66.40	-96.69	839.70	-40.67	-12.57	790.75
-193.26	-169.38	86.28	-535.50	-180.73	-59.92	231.11	-73.04	-77.89	817.85	-43.52	10.51	790.42
-193.26	-170.74	88.28	-535.50	-182.20	-57.91	231.11	-74.80	-75.74	817.85	-43.54	10.02	790.42
-187.22	-171.30	102.46	-511.73	-183.47	-40.24	218.77	-78.78	-63.74	800.31	-45.94	35.27	796.04
-176.54	-171.71	119.64	-484.02	-184.54	-19.54	211.24	-82.28	-47.32	786.35	-47.94	62.41	808.22
-160.54	-171.95	139.60	-451.67	-185.38	3.97	209.23	-85.31	-26.84	776.99	-49.54	91.31	827.40
-138.56	-172.01	162.11	-414.01	-185.99	30.05	213.44	-87.85	-2.66	773.23	-50.74	121.87	854.01
-138.56	-172.00	161.87	-414.01	-185.99	29.78	213.44	-87.87	-3.12	773.23	-50.79	121.72	854.01
-110.15	-171.86	186.13	-370.56	-186.35	57.53	224.31	-89.98	23.24	775.70	-51.62	153.29	888.37



Autorità Portuale di Taranto

Interventi per il dragaggio di 2,3 M³ di sedimenti in area Molo Polisettoriale e per la realizzazione di un primo lotto della cassa di colmata funzionale all'ampliamento del V Sporgente del Porto di Taranto

Allegati alla relazione di calcolo strutturale allineamento "BC"

Data 05/2016
Rev. B
c.d.c.: C296A
514B



-74.85	-171.53	212.04	-320.81	-186.47	86.83	242.33	-91.69	51.54	785.02	-52.26	185.58	930.71
-32.31	-171.02	239.53	-264.38	-186.36	117.61	267.86	-93.00	81.66	801.63	-52.74	218.82	981.26
17.82	-170.32	268.55	-200.92	-186.02	149.80	301.25	-93.93	113.49	825.98	-54.05	243.44	1040.22
17.82	-170.34	268.53	-200.92	-186.04	149.73	301.25	-93.98	113.33	825.98	-53.08	253.23	1040.22
75.84	-169.45	298.73	-130.05	-185.47	182.98	342.82	-94.53	146.29	858.42	-45.79	199.46	1095.49
142.05	-168.46	330.17	-51.45	-184.75	217.14	392.82	-94.88	180.04	899.19	-40.18	159.41	1140.28
216.68	-167.39	363.02	35.19	-183.91	252.36	451.50	-95.04	214.78	948.54	-36.96	123.14	1175.53
299.99	-167.31	389.81	130.20	-184.07	281.31	519.10	-96.42	241.39	1006.68	-35.84	90.50	1202.15
299.99	-166.23	397.50	130.20	-182.94	288.78	519.10	-95.04	250.70	1006.68	-35.29	89.50	1202.15
380.51	-162.76	346.94	222.19	-179.41	241.65	584.37	-89.79	198.82	1061.62	-35.04	59.02	1220.67
451.08	-159.14	307.64	303.97	-175.79	205.85	640.25	-85.66	160.00	1106.40	-35.41	30.76	1231.84
512.55	-156.29	271.54	376.31	-173.01	173.55	687.61	-83.78	124.77	1141.93	-36.23	4.85	1236.25
565.74	-154.04	238.25	439.97	-170.89	144.34	727.28	-83.90	92.94	1169.07	-37.38	-18.58	1234.48
565.74	-153.82	237.61	439.97	-170.65	143.65	727.28	-83.43	92.05	1169.07	-37.35	-18.39	1234.48
611.11	-151.35	205.93	495.37	-168.26	116.21	759.72	-83.30	62.30	1188.32	-38.61	-39.30	1227.23
649.26	-148.91	175.97	543.07	-165.90	90.58	785.53	-83.27	34.58	1200.39	-39.89	-58.20	1215.00
680.62	-146.49	147.79	583.52	-163.56	66.80	805.17	-83.32	9.02	1205.80	-41.18	-75.12	1198.29
705.63	-144.10	121.41	617.12	-161.24	44.90	819.09	-83.45	-14.28	1205.09	-42.49	-90.08	1177.60
705.63	-144.12	121.53	617.12	-161.27	45.00	819.09	-83.50	-14.07	1205.09	-42.48	-90.21	1177.60
724.82	-141.79	97.00	644.40	-159.01	24.96	827.80	-83.82	-35.04	1198.91	-43.78	-103.53	1153.36
738.57	-139.43	74.08	665.75	-156.71	6.45	831.69	-84.11	-54.14	1187.72	-45.04	-115.39	1125.96
747.27	-137.05	52.77	681.58	-154.37	-10.50	831.15	-84.39	-71.36	1171.99	-46.26	-125.79	1095.77
751.33	-134.64	33.08	692.27	-151.99	-25.91	826.57	-84.65	-86.73	1152.20	-47.43	-134.76	1063.18
751.33	-134.64	33.03	692.27	-151.98	-25.97	826.57	-84.64	-86.82	1152.20	-47.42	-134.85	1063.18
751.12	-132.19	14.95	698.24	-149.53	-39.88	818.31	-84.85	-100.54	1128.75	-48.52	-142.59	1028.48
747.02	-129.70	-1.67	699.87	-147.01	-52.45	806.74	-84.98	-112.75	1102.05	-49.53	-149.25	991.97
739.39	-127.16	-16.83	697.53	-144.42	-63.70	792.19	-85.04	-123.46	1072.49	-50.45	-154.87	953.93
728.57	-124.58	-30.55	691.58	-141.77	-73.64	775.00	-85.02	-132.68	1040.45	-51.28	-159.47	914.62
728.57	-124.58	-30.62	691.58	-141.76	-73.72	775.00	-85.01	-132.78	1040.45	-51.27	-159.55	914.62
714.87	-121.95	-43.03	682.35	-139.03	-82.52	755.45	-84.88	-140.71	1006.25	-51.99	-163.29	874.26
698.59	-119.28	-54.30	670.16	-136.22	-90.33	733.82	-84.64	-147.54	970.18	-52.57	-166.37	833.04
680.00	-116.56	-64.45	655.29	-133.33	-97.20	710.36	-84.30	-153.31	932.55	-53.01	-168.85	791.11
659.36	-113.79	-73.50	638.03	-130.37	-103.13	685.30	-83.84	-158.05	893.61	-53.31	-170.77	748.66
659.36	-113.79	-73.57	638.03	-130.36	-103.20	685.30	-83.83	-158.15	893.61	-53.29	-170.78	748.66
636.89	-110.97	-81.69	618.61	-127.32	-108.38	658.85	-83.26	-162.11	853.58	-53.44	-172.46	705.75
612.79	-108.08	-89.05	597.24	-124.17	-112.95	631.17	-82.53	-165.49	812.61	-53.40	-173.76	662.46
587.22	-105.12	-95.65	574.13	-120.91	-116.94	602.41	-81.65	-168.29	770.86	-53.16	-174.66	618.89
560.39	-102.08	-101.51	549.48	-117.54	-120.35	572.74	-80.62	-170.52	728.51	-52.72	-175.17	575.16
560.39	-102.07	-101.53	549.48	-117.53	-120.37	572.74	-80.60	-170.52	728.51	-52.71	-175.14	575.16
532.41	-98.94	-106.79	523.43	-114.04	-123.35	542.28	-79.37	-172.16	685.67	-52.03	-175.22	531.37
503.41	-95.69	-111.43	496.14	-110.40	-125.86	511.11	-77.91	-173.21	642.48	-51.08	-174.78	487.60
473.55	-92.34	-115.47	467.76	-106.61	-127.91	479.37	-76.24	-173.67	599.10	-49.87	-173.81	444.00
442.97	-88.87	-118.89	438.46	-102.67	-129.51	447.19	-74.36	-173.55	555.69	-48.39	-172.28	400.74
442.97	-88.86	-118.88	438.46	-102.66	-129.50	447.19	-74.35	-173.55	555.69	-48.38	-172.25	400.74
411.79	-85.25	-121.72	408.37	-98.55	-130.66	414.67	-72.23	-172.92	512.38	-46.59	-170.03	357.95
380.14	-81.49	-123.94	377.64	-94.25	-131.33	381.90	-69.85	-171.74	469.28	-44.49	-166.99	315.79
348.17	-77.56	-125.52	346.44	-89.74	-131.50	349.03	-67.23	-170.00	426.54	-42.07	-163.13	274.50
316.04	-73.47	-126.44	314.94	-85.04	-131.14	316.20	-64.35	-167.70	384.33	-39.33	-158.43	234.30
316.04	-73.47	-126.43	314.94	-85.03	-131.13	316.20	-64.34	-167.69	384.33	-39.31	-158.27	234.30
283.90	-69.19	-126.63	283.30	-80.09	-130.18	283.53	-61.18	-164.76	342.77	-36.21	-152.68	195.41
251.90	-64.70	-126.10	251.69	-74.91	-128.62	251.16	-57.73	-161.17	302.00	-32.72	-145.53	158.09
220.23	-60.01	-124.82	220.30	-69.48	-126.44	219.25	-54.00	-156.90	262.22	-28.83	-136.72	122.76
189.08	-55.11	-122.78	189.34	-63.80	-123.62	187.99	-49.97	-151.94	223.61	-24.55	-126.16	89.87
189.08	-55.09	-122.65	189.34	-63.78	-123.48	187.99	-49.95	-151.79	223.61	-24.42	-124.67	89.87
158.64	-49.95	-119.82	159.01	-57.81	-119.99	157.54	-45.60	-146.08	186.36	-19.96	-111.90	60.24
129.13	-44.51	-115.60	129.54	-51.50	-115.23	128.10	-40.88	-138.98	150.69	-15.00	-94.24	34.31
100.91	-38.76	-109.91	101.32	-44.83	-109.12	100.02	-35.77	-130.39	116.98	-9.54	-70.03	13.66
74.37	-32.71	-102.66	74.72	-37.81	-101.58	73.66	-30.29	-120.21	85.62	-3.58	-37.62	0.00
74.37	-32.55	-101.34	74.72	-37.65	-100.27	73.66	-30.16	-118.79	85.62	0.00	0.00	0.00
50.22	-26.41	-92.08	50.49	-30.49	-90.85	49.72	-24.52	-106.56	57.40	0.00	0.00	0.00
28.84	-19.79	-78.57	29.01	-22.81	-77.37	28.55	-18.38	-89.74	32.70	0.00	0.00	0.00
11.61	-12.66	-59.29	11.68	-14.56	-58.33	11.49	-11.71	-66.74	13.03	0.00	0.00	0.00
0.00	-4.98	-32.70	0.00	-5.72	-32.21	0.00	-4.51	-35.99	0.00	0.00	0.00	0.00



Autorità Portuale di Taranto

Interventi per il dragaggio di 2,3 M m³ di sedimenti in area Molo Polisettoriale e per la realizzazione di un primo lotto della cassa di colmata funzionale all'ampliamento del V Sporgente del Porto di Taranto

Allegati alla relazione di calcolo strutturale allineamento "BC"

Data 05/2016
Rev. B
c.d.c.: C296A
514B



12	12	12	13	13	13	14	14	14	15	15	15
N	Q	M	N	Q	M	N	Q	M	N	Q	M
[kN/m]	[kN/m]	[kNm/m]	[kN/m]	[kN/m]	[kNm/m]	[kN/m]	[kN/m]	[kNm/m]	[kN/m]	[kN/m]	[kNm/m]
0.00	0.00	0.00	0.00	0.00	0.00	0.00	0.00	0.00	0.00	0.00	0.00
0.00	0.00	0.00	0.00	0.00	0.00	0.00	0.00	0.00	0.00	0.00	0.00
0.00	0.00	0.00	0.00	0.00	0.00	0.00	0.00	0.00	0.00	0.00	0.00
0.00	0.00	0.00	0.00	0.00	0.00	0.00	0.00	0.00	0.00	0.00	0.00
0.00	0.00	0.00	0.00	0.00	0.00	0.00	0.00	0.00	0.00	0.00	0.00
0.00	0.00	0.00	0.00	0.00	0.00	0.00	0.00	0.00	0.00	0.00	0.00
0.00	0.00	0.00	0.00	0.00	0.00	0.00	0.00	0.00	0.00	0.00	0.00
0.00	0.00	0.00	0.00	0.00	0.00	0.00	0.00	0.00	0.00	0.00	0.00
0.00	0.00	0.00	0.00	0.00	0.00	0.00	0.00	0.00	0.00	0.00	0.00
0.00	0.00	0.00	0.00	0.00	0.00	0.00	0.00	0.00	0.00	0.00	0.00
0.00	0.00	0.00	0.00	0.00	0.00	0.00	0.00	0.00	0.00	0.00	0.00
0.00	0.00	0.00	0.00	0.00	0.00	0.00	0.00	0.00	0.00	0.00	0.00
0.00	0.00	0.00	0.00	0.00	0.00	0.00	0.00	0.00	0.00	0.00	0.00
0.00	0.00	0.00	0.00	0.00	0.00	0.00	0.00	0.00	0.00	0.00	0.00
0.00	0.00	0.00	0.00	0.00	0.00	0.00	0.00	0.00	0.00	0.00	0.00
0.00	0.00	0.00	0.00	0.00	0.00	0.00	0.00	0.00	0.00	0.00	0.00
0.00	0.00	0.00	0.00	0.00	0.00	0.00	0.00	0.00	0.00	0.00	0.00
0.00	0.00	0.00	0.00	0.00	0.00	0.00	0.00	0.00	0.00	0.00	0.00
0.00	0.00	0.00	0.00	0.00	0.00	0.00	0.00	0.00	0.00	0.00	0.00
0.00	-2.59	-0.16	0.00	0.00	0.00	0.00	0.00	0.00	0.00	0.00	0.00
0.00	-5.33	-0.65	0.00	0.00	0.00	0.00	0.00	0.00	0.00	0.00	0.00
0.00	-8.19	-1.50	0.00	0.00	0.00	0.00	0.00	0.00	0.00	0.00	0.00
0.00	-11.20	-2.71	0.00	0.00	0.00	0.00	0.00	0.00	0.00	0.00	0.00
0.03	-11.09	-2.71	-0.01	0.06	0.00	-0.07	-0.08	0.00	0.03	0.27	0.00
0.34	-14.49	-5.13	-0.02	0.08	0.00	0.16	0.71	0.04	-0.03	-0.09	-0.01
1.02	-16.53	-8.05	-0.13	0.56	0.06	0.39	2.65	0.34	-0.02	0.65	0.04
2.00	-17.50	-11.26	-0.32	1.38	0.24	0.62	5.40	1.08	0.04	2.10	0.28
3.19	-17.73	-14.57	-0.56	2.42	0.59	0.84	8.61	2.39	0.11	3.84	0.84
3.10	-18.12	-14.57	-0.54	2.35	0.59	0.83	8.40	2.39	0.08	3.67	0.84
4.14	-19.41	-18.08	-0.77	3.36	1.12	1.06	11.31	4.24	0.10	5.02	1.65
5.14	-21.15	-21.88	-1.02	4.48	1.86	1.29	14.30	6.64	0.13	6.39	2.72
6.12	-23.33	-26.04	-1.30	5.73	2.81	1.49	17.37	9.61	0.16	7.79	4.05
7.08	-25.93	-30.65	-1.61	7.10	4.01	1.66	20.52	13.16	0.19	9.23	5.65
7.08	-25.88	-30.65	-1.62	7.11	4.01	1.65	20.54	13.16	0.19	9.26	5.65
8.31	-29.63	-37.59	-2.08	9.46	6.07	1.75	24.83	18.83	0.19	11.31	8.22
9.46	-33.39	-45.47	-2.57	12.59	8.81	1.75	29.21	25.58	0.14	13.45	11.31
10.51	-37.12	-54.29	-3.10	16.51	12.43	1.66	33.72	33.45	0.02	15.70	14.95
11.47	-40.79	-64.03	-3.67	21.24	17.13	1.46	38.36	42.45	-0.15	18.10	19.17
11.48	-40.81	-64.03	-3.66	21.19	17.13	1.47	38.33	42.45	-0.12	18.09	19.17
12.40	-44.54	-75.76	-4.38	27.54	23.81	1.10	43.78	53.74	-0.39	21.04	24.55
13.24	-48.23	-88.52	-5.12	34.73	32.35	0.65	49.28	66.54	-0.64	24.10	30.76
14.00	-51.86	-102.29	-5.88	42.75	42.99	0.10	54.84	80.86	-0.87	27.26	37.82
14.69	-55.43	-117.04	-6.65	51.60	55.94	-0.53	60.45	96.71	-1.08	30.50	45.76
14.69	-55.40	-117.04	-6.65	51.61	55.94	-0.54	60.48	96.71	-1.08	30.51	45.76
15.18	-58.19	-129.82	-7.31	59.53	68.43	-1.14	65.18	110.84	-1.24	33.25	52.93
15.61	-60.80	-143.21	-7.99	68.10	82.78	-1.82	70.03	126.05	-1.40	36.11	60.73
15.96	-63.22	-157.17	-8.71	77.34	99.13	-2.59	75.05	142.37	-1.57	39.07	69.19
16.23	-65.43	-171.64	-9.46	87.24	117.63	-3.44	80.24	159.83	-1.74	42.15	78.32
16.24	-65.44	-171.64	-9.46	87.25	117.63	-3.44	80.23	159.83	-1.75	42.16	78.32
16.45	-67.61	-188.27	-10.35	98.76	140.87	-4.50	86.23	180.63	-1.97	45.71	89.30
16.58	-69.58	-205.43	-11.27	110.49	167.03	-5.65	92.36	202.96	-2.22	49.46	101.19
16.65	-71.37	-223.06	-12.24	122.42	196.14	-6.88	98.62	226.83	-2.50	53.39	114.05
16.65	-72.99	-241.10	-13.25	134.52	228.25	-8.20	104.98	252.28	-2.80	57.49	127.90
16.66	-72.99	-241.10	-13.24	134.51	228.25	-8.18	104.97	252.28	-2.80	57.47	127.90
16.61	-74.50	-259.54	-14.27	146.72	263.39	-9.60	111.37	279.31	-3.10	61.67	142.79
16.52	-75.88	-278.34	-15.31	159.03	301.62	-11.02	117.79	307.96	-3.41	65.93	158.74



Autorità Portuale di Taranto
Interventi per il dragaggio di 2,3 M m³ di sedimenti in area Molo Polisettoriale e per la realizzazione di un primo lotto della cassa di colmata funzionale all'ampliamento del V Sporgente del Porto di Taranto

Allegati alla relazione di calcolo strutturale allineamento "BC"

Data 05/2016
Rev. B
c.d.c.: C296A
514B



16.37	-77.14	-297.48	-16.37	171.45	342.94	-12.46	124.26	338.23	-3.73	70.25	175.76
16.18	-78.26	-316.90	-17.46	183.96	387.35	-13.92	130.78	370.10	-4.05	74.63	193.87
16.18	-78.25	-316.90	-17.46	183.96	387.35	-13.92	130.78	370.10	-4.05	74.62	193.87
15.93	-79.18	-336.58	-18.58	196.65	434.91	-15.39	137.38	403.61	-4.39	79.11	213.08
15.63	-79.92	-356.47	-19.72	209.47	485.69	-16.87	144.06	438.80	-4.75	83.70	233.43
15.27	-80.47	-376.53	-20.89	222.42	539.68	-18.38	150.80	475.66	-5.12	88.37	254.94
14.85	-80.83	-396.69	-22.08	235.48	596.91	-19.89	157.60	514.20	-5.49	93.13	277.63
14.85	-80.82	-396.69	-22.08	235.47	596.91	-19.89	157.60	514.20	-5.49	93.13	277.63
14.38	-80.96	-416.91	-23.30	248.67	657.41	-21.43	164.49	554.45	-5.86	98.02	301.51
13.86	-80.85	-437.15	-24.53	261.93	721.25	-22.99	171.47	596.45	-6.24	103.02	326.65
13.27	-80.50	-457.33	-25.76	275.21	788.41	-24.56	178.54	640.21	-6.62	108.09	353.04
12.64	-79.89	-477.38	-26.99	288.48	858.85	-26.16	185.70	685.73	-7.00	113.22	380.69
12.63	-79.86	-477.38	-26.99	288.49	858.85	-26.16	185.72	685.73	-7.01	113.20	380.69
11.96	-79.06	-497.25	-28.27	301.99	932.64	-27.76	192.90	733.04	-7.39	118.37	409.63
11.19	-77.79	-516.87	-29.60	315.79	1009.87	-29.42	200.33	782.20	-7.86	123.88	439.91
10.32	-76.00	-536.11	-31.01	329.92	1090.60	-31.14	208.06	833.25	-8.43	129.78	471.61
9.34	-73.65	-554.82	-32.50	344.43	1174.86	-32.94	216.12	886.26	-9.13	136.13	504.84
9.38	-73.79	-554.82	-32.46	344.27	1174.86	-32.90	215.95	886.26	-9.09	136.01	504.84
8.15	-70.25	-572.82	-34.20	359.94	1262.87	-34.90	224.95	941.37	-10.07	143.65	539.79
7.01	-66.91	-589.97	-35.88	375.36	1354.82	-36.79	233.40	998.69	-10.99	151.16	576.65
5.96	-63.79	-606.30	-37.49	390.45	1450.57	-38.54	241.28	1058.05	-11.84	158.50	615.37
5.03	-60.91	-621.88	-39.00	405.14	1550.01	-40.16	248.53	1119.27	-12.61	165.65	655.89
5.69	-58.32	-621.88	-38.91	404.74	1550.01	-40.12	248.36	1119.27	-11.73	166.30	655.89
7.49	-51.38	-635.56	-37.21	396.70	1650.18	-38.77	242.08	1180.57	-9.28	164.14	697.21
9.37	-45.53	-647.67	-35.35	387.97	1748.30	-37.37	235.52	1240.29	-6.86	161.08	737.88
11.32	-40.39	-658.39	-33.39	378.71	1844.17	-35.94	228.85	1298.35	-4.46	157.35	777.71
13.31	-35.59	-667.89	-31.34	369.07	1937.62	-34.51	222.21	1354.72	-2.07	153.21	816.52
13.34	-35.73	-667.89	-31.29	368.82	1937.62	-34.45	221.92	1354.72	-2.03	153.04	816.52
15.39	-31.03	-676.22	-29.23	359.11	2028.60	-33.02	215.24	1409.35	0.40	148.68	854.24
17.50	-26.85	-683.44	-27.07	348.96	2117.14	-31.51	208.20	1462.31	2.87	143.75	890.82
19.67	-23.30	-689.70	-24.81	338.34	2203.09	-29.91	200.76	1513.45	5.40	138.23	926.08
21.89	-20.50	-695.16	-22.45	327.21	2286.27	-28.22	192.88	1562.65	7.97	132.05	959.88
21.83	-20.28	-695.16	-22.47	327.29	2286.27	-28.25	193.03	1562.65	7.91	132.22	959.88
24.12	-17.53	-699.88	-20.06	315.94	2366.66	-26.58	185.23	1609.92	10.55	125.96	992.14
26.28	-14.94	-703.93	-17.59	304.31	2444.22	-24.89	177.36	1655.26	13.03	119.52	1022.84
28.28	-12.50	-707.36	-15.06	292.42	2518.83	-23.19	169.43	1698.62	15.36	112.92	1051.90
30.12	-10.20	-710.19	-12.49	280.31	2590.41	-21.47	161.47	1739.97	17.50	106.19	1079.29
30.15	-10.29	-710.19	-12.45	280.24	2590.41	-21.46	161.41	1739.97	17.54	106.10	1079.29
31.66	-7.76	-712.43	-10.04	268.29	2658.98	-19.82	153.78	1779.38	19.35	99.61	1105.02
33.16	-5.92	-714.14	-7.60	255.60	2724.49	-18.06	145.64	1816.82	21.14	92.42	1129.03
34.63	-4.58	-715.43	-5.15	242.43	2786.77	-16.25	137.21	1852.19	22.89	84.75	1151.20
36.02	-3.57	-716.45	-2.76	229.01	2845.69	-14.43	128.73	1885.42	24.57	76.81	1171.39
36.02	-3.55	-716.45	-2.76	229.04	2845.69	-14.43	128.75	1885.42	24.56	76.84	1171.39
37.29	-2.64	-717.22	-0.49	215.60	2901.26	-12.64	120.44	1916.56	26.10	68.91	1189.61
38.47	-2.01	-717.79	1.72	201.99	2953.47	-10.85	112.10	1945.63	27.55	60.81	1205.83
39.58	-1.67	-718.25	3.85	188.21	3002.26	-9.05	103.74	1972.62	28.90	52.52	1220.00
40.61	-1.62	-718.65	5.93	174.28	3047.56	-7.25	95.37	1997.51	30.17	44.04	1232.07
40.62	-1.67	-718.65	5.94	174.23	3047.56	-7.24	95.31	1997.51	30.18	43.99	1232.07
41.59	-2.07	-719.11	7.98	160.04	3089.34	-5.42	86.81	2020.27	31.39	35.20	1241.98
42.52	-2.88	-719.72	9.99	145.60	3127.56	-3.57	78.19	2040.90	32.53	26.11	1249.65
43.39	-4.11	-720.59	11.96	130.95	3162.14	-1.70	69.44	2059.36	33.61	16.74	1255.01
44.21	-5.74	-721.81	13.90	116.08	3193.02	0.19	60.59	2075.61	34.62	7.10	1257.99



Autorità Portuale di Taranto

Interventi per il dragaggio di 2,3 M m³ di sedimenti in area Molo Polisettoriale e per la realizzazione di un primo lotto della cassa di colmata funzionale all'ampliamento del V Sporgente del Porto di Taranto

Allegati alla relazione di calcolo strutturale allineamento "BC"

Data 05/2016
Rev. B
c.d.c.: C296A
514B



44.21	-5.74	-721.81	13.90	116.07	3193.02	0.19	60.58	2075.61	34.63	7.10	1257.99
44.99	-7.86	-723.50	15.82	100.90	3220.14	2.12	51.54	2089.63	35.59	-2.90	1258.53
45.73	-10.42	-725.78	17.72	85.45	3243.44	4.08	42.33	2101.37	36.50	-13.21	1256.52
46.44	-13.40	-728.74	19.62	69.74	3262.85	6.07	32.98	2110.79	37.36	-23.82	1251.89
47.10	-16.79	-732.51	21.49	53.81	3278.30	8.08	23.51	2117.85	38.17	-34.69	1244.59
47.10	-16.77	-732.51	21.49	53.82	3278.30	8.08	23.51	2117.85	38.17	-34.67	1244.59
47.73	-20.49	-737.16	23.35	37.70	3289.74	10.11	13.95	2122.53	38.93	-45.74	1234.54
48.32	-24.54	-742.78	25.19	21.40	3297.13	12.17	4.28	2124.81	39.64	-56.99	1221.70
48.87	-28.88	-749.46	27.01	4.96	3300.43	14.25	-5.50	2124.66	40.30	-68.41	1206.02
49.38	-33.51	-757.25	28.81	-11.60	3299.60	16.34	-15.36	2122.06	40.91	-79.96	1187.49
49.38	-33.50	-757.25	28.81	-11.59	3299.60	16.34	-15.37	2122.06	40.91	-79.94	1187.49
49.86	-38.36	-766.22	30.58	-28.21	3294.63	18.45	-25.34	2116.98	41.47	-91.58	1166.05
50.30	-43.48	-776.45	32.32	-44.83	3285.50	20.60	-35.45	2109.38	42.00	-103.32	1141.68
50.71	-48.83	-787.99	34.03	-61.44	3272.21	22.77	-45.70	2099.24	42.47	-115.13	1114.37
51.09	-54.38	-800.88	35.70	-78.03	3254.78	24.95	-56.04	2086.52	42.90	-126.97	1084.12
51.05	-54.10	-800.88	35.70	-78.01	3254.78	24.94	-55.98	2086.52	42.87	-126.71	1084.12
51.40	-59.92	-815.15	37.37	-94.69	3233.20	27.14	-66.43	2071.22	43.27	-138.64	1050.94
51.57	-64.82	-830.77	39.01	-111.28	3207.44	29.30	-76.71	2053.32	43.49	-149.57	1014.88
51.53	-68.54	-847.47	40.61	-127.71	3177.56	31.39	-86.70	2032.88	43.52	-159.26	976.24
51.23	-70.80	-864.92	42.15	-143.91	3143.60	33.38	-96.25	2010.01	43.31	-167.47	935.37
51.21	-70.63	-864.92	42.11	-143.73	3143.60	33.34	-96.09	2010.01	43.29	-167.31	935.37
50.54	-70.57	-882.60	43.51	-159.27	3105.70	35.06	-104.46	1984.91	42.74	-173.22	892.78
49.56	-68.72	-900.05	44.54	-173.06	3064.11	36.43	-111.20	1957.91	41.91	-177.29	848.91
48.27	-65.08	-916.82	45.20	-185.07	3019.30	37.46	-116.29	1929.44	40.80	-179.51	804.27
46.67	-59.68	-932.45	45.48	-195.22	2971.74	38.14	-119.71	1899.91	39.40	-179.90	759.31
46.67	-59.72	-932.45	45.48	-195.20	2971.74	38.14	-119.73	1899.91	39.40	-179.93	759.31
44.76	-52.64	-946.52	45.36	-203.40	2921.88	38.47	-121.47	1869.74	37.72	-178.55	714.48
42.55	-43.96	-958.63	44.85	-209.71	2870.19	38.46	-121.70	1839.30	35.76	-175.44	670.18
40.03	-33.68	-968.38	43.95	-214.14	2817.16	38.10	-120.43	1809.00	33.52	-170.62	626.88
37.21	-21.82	-975.34	42.66	-216.67	2763.28	37.40	-117.67	1779.21	31.00	-164.10	585.01
37.21	-21.86	-975.34	42.65	-216.69	2763.28	37.41	-117.71	1779.21	30.99	-164.12	585.01
34.07	-8.49	-979.17	40.98	-217.37	2709.00	36.37	-113.52	1750.28	28.19	-155.96	544.98
30.61	6.28	-979.47	38.90	-216.27	2654.74	35.01	-108.03	1722.56	25.07	-146.22	507.17
26.82	22.46	-975.91	36.42	-213.40	2600.99	33.30	-101.25	1696.37	21.65	-134.93	471.98
22.70	39.99	-968.13	33.55	-208.78	2548.19	31.26	-93.21	1672.04	17.93	-122.12	439.83
22.67	39.96	-968.13	33.52	-208.83	2548.19	31.23	-93.31	1672.04	17.90	-122.16	439.83
18.22	58.77	-955.82	30.25	-202.52	2496.75	28.86	-84.10	1649.85	13.86	-107.91	411.05
13.33	78.71	-938.65	26.49	-194.73	2447.05	26.09	-74.13	1630.05	9.41	-92.37	385.98
7.98	99.73	-916.36	22.22	-185.53	2399.48	22.88	-63.52	1612.83	4.53	-75.58	364.96
2.16	121.79	-888.70	17.41	-174.96	2354.40	19.22	-52.38	1598.33	-0.81	-57.58	348.29
0.57	123.90	-888.70	16.47	-173.07	2354.40	18.09	-51.09	1598.33	-2.38	-55.54	348.29
-3.61	137.41	-856.14	11.96	-172.48	2311.10	15.52	-52.40	1585.27	-6.33	-45.83	335.51
-7.29	155.24	-819.63	7.33	-166.37	2268.63	12.18	-47.99	1572.62	-9.79	-31.36	325.78
-10.48	177.02	-778.17	2.81	-155.16	2228.32	8.09	-38.32	1561.71	-12.77	-12.52	320.19
-13.17	202.38	-730.83	-1.37	-139.27	2191.43	3.29	-23.81	1553.85	-15.26	10.33	319.85
-13.19	201.91	-730.83	-1.29	-139.83	2191.43	3.33	-24.41	1553.85	-15.28	9.87	319.85
-15.45	229.31	-676.97	-4.74	-121.12	2158.77	-1.38	-6.92	1549.88	-17.34	35.16	325.42
-17.31	258.49	-616.02	-7.70	-99.95	2131.08	-5.68	13.01	1550.60	-19.00	62.68	337.61
-18.78	289.33	-547.56	-10.19	-76.45	2108.97	-9.57	35.23	1556.58	-20.28	92.35	356.95
-19.86	321.73	-471.22	-12.20	-50.73	2093.04	-13.03	59.60	1568.39	-21.17	124.05	383.95



Autorità Portuale di Taranto

Interventi per il dragaggio di 2,3 M m³ di sedimenti in area Molo Polisettoriale e per la realizzazione di un primo lotto della cassa di colmata funzionale all'ampliamento del V Sporgente del Porto di Taranto

Allegati alla relazione di calcolo strutturale allineamento "BC"

Data 05/2016
Rev. B
c.d.c.: C296A
514B



-19.91	321.62	-471.22	-12.26	-50.91	2093.04	-13.10	59.40	1568.39	-21.22	124.02	383.95
-20.62	354.92	-386.69	-13.83	-23.72	2083.69	-15.99	85.03	1586.42	-21.74	157.16	419.07
-21.15	389.02	-293.70	-15.19	4.65	2081.27	-18.61	111.69	1610.99	-22.07	191.89	462.66
-21.52	424.18	-192.04	-16.37	34.47	2086.14	-21.12	139.60	1642.39	-22.24	228.49	515.19
-23.14	452.05	-81.50	-17.89	55.92	2098.65	-22.83	158.31	1680.92	-23.91	259.75	577.09
-21.74	460.65	-81.50	-17.39	65.97	2098.65	-23.66	168.98	1680.92	-22.26	267.27	577.09
-15.90	413.18	26.60	-7.43	11.15	2106.94	-12.86	113.57	1714.82	-17.24	228.08	638.02
-11.20	375.93	125.22	-0.04	-29.10	2104.60	-3.72	72.48	1738.00	-13.02	198.34	691.29
-8.77	340.27	214.74	4.58	-64.84	2092.76	4.57	35.09	1751.38	-10.99	170.48	737.37
-8.35	306.13	295.49	6.72	-96.08	2072.55	12.02	1.44	1755.86	-10.90	144.41	776.68
-7.83	305.37	295.49	7.19	-97.25	2072.55	12.22	0.25	1755.86	-10.41	143.65	776.68
-8.20	271.96	367.62	8.65	-125.69	2044.64	18.96	-30.93	1751.98	-11.08	118.48	809.42
-9.15	239.65	431.55	8.86	-151.46	2009.93	24.47	-59.81	1740.58	-12.29	94.45	836.01
-10.53	208.62	487.58	7.82	-174.40	1969.13	28.79	-86.19	1722.28	-13.88	71.71	856.76
-12.16	179.07	535.99	5.53	-194.35	1922.98	31.90	-109.92	1697.71	-15.70	50.42	871.99
-12.13	179.40	535.99	5.53	-194.16	1922.98	31.88	-109.79	1697.71	-15.66	50.69	871.99
-13.83	151.74	577.34	2.61	-211.00	1872.29	33.75	-130.90	1667.58	-17.49	31.15	882.19
-15.52	125.66	611.99	-0.33	-225.37	1817.69	34.61	-149.71	1632.45	-19.29	13.00	887.68
-17.20	101.17	640.32	-3.26	-237.30	1759.79	34.46	-166.23	1592.90	-21.03	-3.78	888.81
-18.87	78.27	662.71	-6.18	-246.84	1699.23	33.33	-180.50	1549.52	-22.74	-19.17	885.91
-18.87	78.22	662.71	-6.17	-247.00	1699.23	33.35	-180.60	1549.52	-22.74	-19.24	885.91
-20.51	56.81	679.56	-9.05	-254.50	1636.52	31.29	-192.89	1502.81	-24.40	-33.43	879.31
-22.11	36.83	691.23	-11.86	-260.26	1572.13	28.32	-203.34	1453.23	-26.00	-46.48	869.29
-23.67	18.28	698.09	-14.59	-264.30	1506.51	24.47	-211.96	1401.27	-27.53	-58.41	856.15
-25.17	1.18	700.50	-17.23	-266.67	1440.12	19.72	-218.76	1347.40	-29.00	-69.22	840.18
-25.16	1.13	700.50	-17.22	-266.80	1440.12	19.89	-218.86	1347.40	-28.99	-69.27	840.18
-26.60	-14.62	698.78	-19.74	-267.78	1373.29	15.38	-223.96	1292.04	-30.38	-79.06	821.62
-27.95	-29.13	693.29	-22.12	-267.65	1306.32	11.09	-227.75	1235.53	-31.68	-87.93	800.73
-29.23	-42.42	684.32	-24.37	-266.46	1239.52	7.03	-230.26	1178.24	-32.90	-95.92	777.72
-30.42	-54.50	672.18	-26.49	-264.25	1173.18	3.19	-231.54	1120.51	-34.03	-103.01	752.84
-30.41	-54.57	672.18	-26.48	-264.37	1173.18	3.19	-231.65	1120.51	-34.02	-103.08	752.84
-31.51	-65.56	657.15	-28.44	-261.42	1107.46	-0.42	-231.99	1062.55	-35.05	-109.40	726.28
-32.49	-75.65	639.47	-30.23	-257.97	1042.51	-3.78	-231.60	1004.57	-35.97	-115.11	698.19
-33.35	-84.88	619.38	-31.84	-254.07	978.48	-6.89	-230.50	946.78	-36.78	-120.25	668.75
-34.09	-93.29	597.10	-33.27	-249.76	915.51	-9.74	-228.73	889.38	-37.48	-124.85	638.11
-34.08	-93.31	597.10	-33.25	-249.80	915.51	-9.74	-228.78	889.38	-37.46	-124.85	638.11
-34.70	-101.20	572.78	-34.50	-245.45	853.61	-12.33	-226.54	832.47	-38.05	-129.18	606.36
-35.16	-108.47	546.55	-35.53	-240.95	792.29	-14.66	-223.87	776.14	-38.49	-133.10	573.56
-35.46	-115.10	518.59	-36.34	-236.28	733.12	-16.71	-220.80	720.54	-38.76	-136.60	539.83
-35.58	-121.07	489.06	-36.92	-231.45	674.67	-18.49	-217.32	665.78	-38.87	-139.66	505.29
-35.57	-121.05	489.06	-36.91	-231.43	674.67	-18.49	-217.33	665.78	-38.86	-139.64	505.29
-35.50	-126.37	458.12	-37.24	-226.43	617.44	-19.99	-213.52	611.93	-38.78	-142.22	470.06
-35.21	-130.96	425.93	-37.28	-221.18	561.47	-21.19	-209.38	559.05	-38.47	-144.25	434.23
-34.70	-134.79	392.69	-37.05	-215.66	506.85	-22.10	-204.87	507.25	-37.94	-145.71	397.96
-33.96	-137.84	358.60	-36.53	-209.86	453.67	-22.70	-199.99	456.64	-37.18	-146.57	361.42
-33.95	-137.80	358.60	-36.52	-209.82	453.67	-22.70	-200.04	456.64	-37.17	-146.53	361.42
-32.97	-139.92	323.87	-35.69	-203.56	401.99	-23.00	-194.79	407.30	-36.15	-146.63	324.77
-31.72	-140.97	288.73	-34.53	-196.72	351.93	-22.99	-189.33	359.27	-34.86	-145.85	288.18
-30.21	-140.93	253.46	-33.05	-189.27	303.66	-22.66	-183.68	312.62	-33.28	-144.17	251.90
-28.43	-139.79	218.36	-31.23	-181.20	257.35	-22.01	-177.83	267.44	-31.42	-141.57	216.17
-28.41	-139.63	218.36	-31.22	-181.03	257.35	-21.99	-177.60	267.44	-31.40	-141.42	216.17
-26.34	-137.33	183.71	-29.05	-172.27	213.17	-20.97	-171.52	223.79	-29.24	-137.87	181.23
-23.94	-133.19	149.84	-26.48	-162.14	171.33	-19.52	-164.18	181.79	-26.71	-132.71	147.37
-21.20	-127.11	117.26	-23.52	-150.52	132.21	-17.64	-155.39	141.80	-23.82	-125.85	115.00
-18.13	-119.00	86.46	-20.17	-137.33	96.20	-15.31	-144.95	104.23	-20.56	-117.18	84.59
-18.00	-117.50	86.46	-20.04	-135.82	96.20	-15.21	-143.09	104.23	-20.40	-115.71	84.59
-14.82	-106.89	58.34	-16.51	-120.59	64.09	-12.62	-129.67	70.05	-16.98	-104.78	56.97
-11.20	-91.05	33.43	-12.49	-100.53	36.29	-9.52	-109.77	39.91	-13.04	-88.94	32.59
-7.14	-68.32	13.38	-7.98	-73.98	14.36	-5.94	-81.55	15.84	-8.52	-66.58	13.03
-2.65	-37.05	0.00	-2.98	-39.25	0.00	-1.95	-43.22	0.00	-3.40	-36.08	0.00



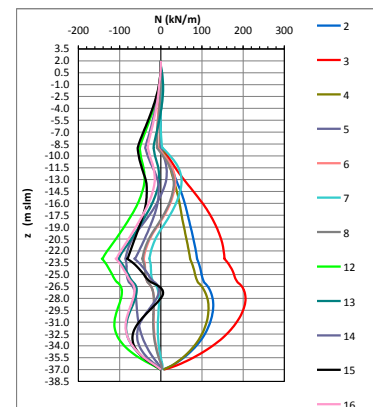
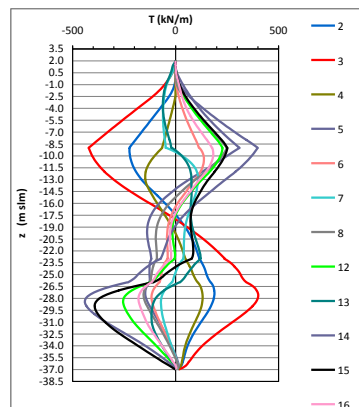
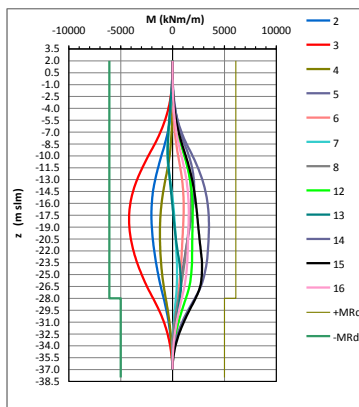
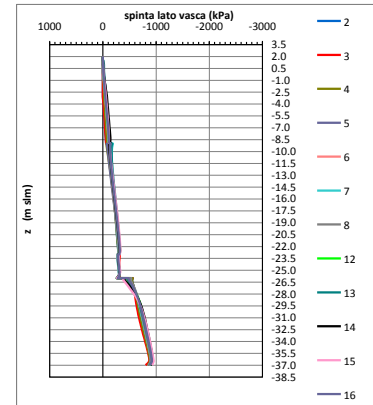
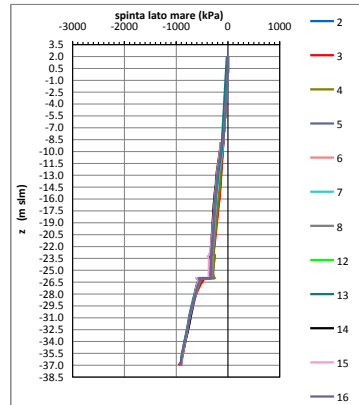
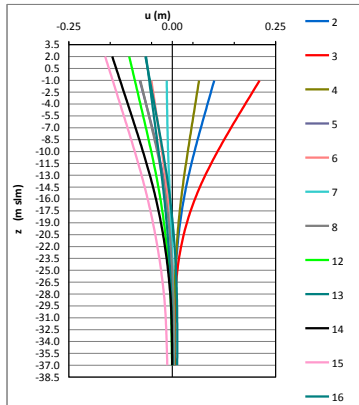
Autorità Portuale di Taranto

Interventi per il dragaggio di 2,3 M m³ di sedimenti in area Molo Polisettoriale e per la realizzazione di un primo lotto della cassa di colmata funzionale all'ampliamento del V Sporgente del Porto di Taranto

Allegati alla relazione di calcolo strutturale allineamento "BC"

Data 05/2016
Rev. B
c.d.c.: C296A
514B

1.3.4 Grafici



Autorità Portuale di Taranto
Interventi per il dragaggio di 2,3 M m³ di sedimenti in area Molo Polisettoriale e per la realizzazione di un primo lotto della cassa di colmata funzionale all'ampliamento del V Sporgente del Porto di Taranto

Allegati alla relazione di calcolo strutturale allineamento "BC"

Data 05/2016
Rev. B
c.d.c.: C296A
514B

1.4 TABULATI DI INPUT ED OUTPUT SEZIONE 6 (C.N.D.)

1.4.1 Riepilogo deformazioni

FASE	2		3		4		5		6		7	
Y	Ux	Uy	Ux	Uy	Ux	Uy	Ux	Uy	Ux	Uy	Ux	Uy
[m]	[m]	[m]	[m]	[m]	[m]	[m]	[m]	[m]	[m]	[m]	[m]	[m]
3.50	0.000	0.000	0.000	0.000	0.000	0.000	0.000	0.000	0.000	0.000	0.000	0.000
3.23	0.000	0.000	0.000	0.000	0.000	0.000	0.000	0.000	0.000	0.000	0.000	0.000
2.95	0.000	0.000	0.000	0.000	0.000	0.000	0.000	0.000	0.000	0.000	0.000	0.000
2.68	0.000	0.000	0.000	0.000	0.000	0.000	0.000	0.000	0.000	0.000	0.000	0.000
2.40	0.000	0.000	0.000	0.000	0.000	0.000	0.000	0.000	0.000	0.000	0.000	0.000
2.40	0.000	0.000	0.000	0.000	0.000	0.000	0.000	0.000	0.000	0.000	0.000	0.000
2.30	0.000	0.000	0.000	0.000	0.000	0.000	0.000	0.000	0.000	0.000	0.000	0.000
2.20	0.000	0.000	0.000	0.000	0.000	0.000	0.000	0.000	0.000	0.000	0.000	0.000
2.10	0.000	0.000	0.000	0.000	0.000	0.000	0.000	0.000	0.000	0.000	0.000	0.000
2.00	0.000	0.000	0.000	0.000	0.000	0.000	0.000	0.000	0.000	0.000	0.000	0.000
2.00	0.077	0.000	0.169	0.001	0.042	0.000	-0.107	-0.003	-0.055	-0.002	-0.151	-0.003
1.88	0.077	0.000	0.168	0.001	0.041	0.000	-0.107	-0.003	-0.055	-0.002	-0.150	-0.003
1.75	0.076	0.000	0.166	0.001	0.041	0.000	-0.106	-0.003	-0.054	-0.002	-0.149	-0.003
1.63	0.076	0.000	0.165	0.001	0.041	0.000	-0.105	-0.003	-0.054	-0.002	-0.148	-0.003
1.50	0.075	0.000	0.164	0.001	0.041	0.000	-0.105	-0.003	-0.054	-0.002	-0.147	-0.003
1.50	0.075	0.000	0.164	0.001	0.041	0.000	-0.105	-0.003	-0.054	-0.002	-0.147	-0.003
1.31	0.074	0.000	0.162	0.001	0.040	0.000	-0.104	-0.003	-0.054	-0.002	-0.146	-0.003
1.13	0.074	0.000	0.161	0.001	0.040	0.000	-0.103	-0.003	-0.053	-0.002	-0.144	-0.003
0.94	0.073	0.000	0.159	0.001	0.040	0.000	-0.102	-0.003	-0.053	-0.002	-0.143	-0.003
0.75	0.072	0.000	0.157	0.001	0.039	0.000	-0.101	-0.003	-0.052	-0.002	-0.142	-0.003
0.75	0.072	0.000	0.157	0.001	0.039	0.000	-0.101	-0.003	-0.052	-0.002	-0.142	-0.003
0.56	0.071	0.000	0.155	0.001	0.039	0.000	-0.100	-0.003	-0.052	-0.002	-0.140	-0.003
0.38	0.071	0.000	0.154	0.001	0.039	0.000	-0.099	-0.003	-0.052	-0.002	-0.139	-0.003
0.19	0.070	0.000	0.152	0.001	0.038	0.000	-0.098	-0.003	-0.051	-0.002	-0.137	-0.003
0.00	0.069	0.000	0.150	0.001	0.038	0.000	-0.097	-0.003	-0.051	-0.002	-0.136	-0.003
0.00	0.069	0.000	0.150	0.001	0.038	0.000	-0.097	-0.003	-0.051	-0.002	-0.136	-0.003
-0.25	0.068	0.000	0.148	0.001	0.037	0.000	-0.095	-0.003	-0.050	-0.002	-0.134	-0.003
-0.50	0.067	0.000	0.146	0.001	0.037	0.000	-0.094	-0.003	-0.050	-0.002	-0.132	-0.003
-0.75	0.066	0.000	0.143	0.001	0.037	0.000	-0.093	-0.003	-0.049	-0.002	-0.130	-0.003
-1.00	0.065	0.000	0.141	0.001	0.036	0.000	-0.091	-0.003	-0.049	-0.002	-0.128	-0.003
-1.00	0.065	0.000	0.141	0.001	0.036	0.000	-0.091	-0.003	-0.049	-0.002	-0.128	-0.003
-1.28	0.064	0.000	0.138	0.001	0.036	0.000	-0.090	-0.003	-0.048	-0.002	-0.126	-0.003
-1.55	0.063	0.000	0.136	0.001	0.035	0.000	-0.088	-0.003	-0.047	-0.002	-0.124	-0.003
-1.83	0.062	0.000	0.133	0.001	0.035	0.000	-0.087	-0.003	-0.047	-0.002	-0.122	-0.003
-2.10	0.061	0.000	0.131	0.001	0.034	0.000	-0.085	-0.003	-0.046	-0.002	-0.120	-0.003
-2.10	0.061	0.000	0.131	0.001	0.034	0.000	-0.085	-0.003	-0.046	-0.002	-0.120	-0.003
-2.33	0.060	0.000	0.129	0.001	0.034	0.000	-0.084	-0.003	-0.046	-0.002	-0.118	-0.003
-2.55	0.059	0.000	0.127	0.001	0.033	0.000	-0.083	-0.003	-0.045	-0.002	-0.116	-0.003
-2.78	0.058	0.000	0.125	0.001	0.033	0.000	-0.082	-0.003	-0.045	-0.002	-0.114	-0.003
-3.00	0.057	0.000	0.123	0.001	0.032	0.000	-0.081	-0.003	-0.044	-0.002	-0.113	-0.003
-3.00	0.057	0.000	0.123	0.001	0.032	0.000	-0.081	-0.003	-0.044	-0.002	-0.113	-0.003
-3.25	0.056	0.000	0.120	0.001	0.032	0.000	-0.079	-0.003	-0.044	-0.002	-0.111	-0.003
-3.50	0.055	0.000	0.118	0.001	0.031	0.000	-0.078	-0.003	-0.043	-0.002	-0.109	-0.003
-3.75	0.054	0.000	0.116	0.001	0.031	0.000	-0.077	-0.003	-0.043	-0.002	-0.107	-0.003
-4.00	0.053	0.000	0.114	0.001	0.030	0.000	-0.075	-0.003	-0.042	-0.002	-0.105	-0.003
-4.00	0.053	0.000	0.114	0.001	0.030	0.000	-0.075	-0.003	-0.042	-0.002	-0.105	-0.003
-4.25	0.052	0.000	0.111	0.001	0.030	0.000	-0.074	-0.003	-0.042	-0.002	-0.103	-0.003



Autorità Portuale di Taranto

Interventi per il dragaggio di 2,3 M m³ di sedimenti in area Molo Polisettoriale e per la realizzazione di un primo lotto della cassa di colmata funzionale all'ampliamento del V Sporgente del Porto di Taranto

Allegati alla relazione di calcolo strutturale allineamento "BC"

Data 05/2016
Rev. B
c.d.c.: C296A
514B



-4.50	0.051	0.000	0.109	0.001	0.030	0.000	-0.073	-0.003	-0.041	-0.002	-0.101	-0.003
-4.75	0.050	0.000	0.107	0.001	0.029	0.000	-0.071	-0.003	-0.041	-0.002	-0.099	-0.003
-5.00	0.049	0.000	0.104	0.001	0.029	0.000	-0.070	-0.003	-0.040	-0.002	-0.097	-0.003
-5.00	0.049	0.000	0.104	0.001	0.029	0.000	-0.070	-0.003	-0.040	-0.002	-0.097	-0.003
-5.25	0.048	0.000	0.102	0.001	0.028	0.000	-0.069	-0.003	-0.039	-0.002	-0.096	-0.003
-5.50	0.047	0.000	0.100	0.001	0.028	0.000	-0.067	-0.003	-0.039	-0.002	-0.094	-0.003
-5.75	0.046	0.000	0.098	0.001	0.027	0.000	-0.066	-0.003	-0.038	-0.002	-0.092	-0.003
-6.00	0.045	0.000	0.096	0.001	0.027	0.000	-0.065	-0.003	-0.038	-0.002	-0.090	-0.003
-6.00	0.045	0.000	0.096	0.001	0.027	0.000	-0.065	-0.003	-0.038	-0.002	-0.090	-0.003
-6.25	0.044	0.000	0.093	0.001	0.026	0.000	-0.063	-0.003	-0.037	-0.002	-0.088	-0.003
-6.50	0.043	0.000	0.091	0.001	0.026	0.000	-0.062	-0.003	-0.037	-0.002	-0.086	-0.003
-6.75	0.042	0.000	0.089	0.001	0.025	0.000	-0.061	-0.003	-0.036	-0.002	-0.084	-0.003
-7.00	0.041	0.000	0.087	0.001	0.025	0.000	-0.060	-0.003	-0.036	-0.002	-0.082	-0.003
-7.00	0.041	0.000	0.087	0.001	0.025	0.000	-0.060	-0.003	-0.036	-0.002	-0.082	-0.003
-7.25	0.040	0.000	0.085	0.001	0.024	0.000	-0.058	-0.003	-0.035	-0.002	-0.081	-0.003
-7.50	0.039	0.000	0.082	0.001	0.024	0.000	-0.057	-0.003	-0.034	-0.002	-0.079	-0.003
-7.75	0.038	0.000	0.080	0.001	0.024	0.000	-0.056	-0.003	-0.034	-0.002	-0.077	-0.003
-8.00	0.037	0.000	0.078	0.001	0.023	0.000	-0.054	-0.003	-0.033	-0.002	-0.075	-0.003
-8.00	0.037	0.000	0.078	0.001	0.023	0.000	-0.054	-0.003	-0.033	-0.002	-0.075	-0.003
-8.25	0.037	0.000	0.076	0.001	0.023	0.000	-0.053	-0.003	-0.033	-0.002	-0.073	-0.003
-8.50	0.036	0.000	0.074	0.001	0.022	0.000	-0.052	-0.003	-0.032	-0.002	-0.071	-0.003
-8.75	0.035	0.000	0.072	0.001	0.022	0.000	-0.051	-0.003	-0.032	-0.002	-0.070	-0.003
-9.00	0.034	0.000	0.070	0.001	0.021	0.000	-0.049	-0.003	-0.031	-0.002	-0.068	-0.003
-9.00	0.034	0.000	0.070	0.001	0.021	0.000	-0.049	-0.003	-0.031	-0.002	-0.068	-0.003
-9.25	0.033	0.000	0.068	0.001	0.021	0.000	-0.048	-0.003	-0.030	-0.002	-0.066	-0.003
-9.50	0.032	0.000	0.066	0.001	0.020	0.000	-0.047	-0.003	-0.030	-0.002	-0.064	-0.003
-9.75	0.031	0.000	0.064	0.001	0.020	0.000	-0.046	-0.003	-0.029	-0.002	-0.063	-0.003
-10.00	0.030	0.000	0.062	0.001	0.020	0.000	-0.045	-0.003	-0.029	-0.002	-0.061	-0.003
-10.00	0.030	0.000	0.062	0.001	0.020	0.000	-0.045	-0.003	-0.029	-0.002	-0.061	-0.003
-10.25	0.029	0.000	0.060	0.001	0.019	0.000	-0.043	-0.003	-0.028	-0.002	-0.059	-0.003
-10.50	0.029	0.000	0.058	0.001	0.019	0.000	-0.042	-0.003	-0.028	-0.002	-0.057	-0.003
-10.75	0.028	0.000	0.056	0.001	0.018	0.000	-0.041	-0.003	-0.027	-0.002	-0.056	-0.003
-11.00	0.027	0.000	0.054	0.001	0.018	0.000	-0.040	-0.003	-0.026	-0.002	-0.054	-0.003
-11.00	0.027	0.000	0.054	0.001	0.018	0.000	-0.040	-0.003	-0.026	-0.002	-0.054	-0.003
-11.25	0.026	0.000	0.053	0.001	0.017	0.000	-0.039	-0.003	-0.026	-0.002	-0.052	-0.003
-11.50	0.025	0.000	0.051	0.001	0.017	0.000	-0.038	-0.003	-0.025	-0.002	-0.051	-0.003
-11.75	0.025	0.000	0.049	0.001	0.017	0.000	-0.036	-0.003	-0.024	-0.002	-0.049	-0.003
-12.00	0.024	0.000	0.047	0.001	0.016	0.000	-0.035	-0.003	-0.024	-0.002	-0.048	-0.003
-12.00	0.024	0.000	0.047	0.001	0.016	0.000	-0.035	-0.003	-0.024	-0.002	-0.048	-0.003
-12.25	0.023	0.000	0.046	0.001	0.016	0.000	-0.034	-0.003	-0.023	-0.002	-0.046	-0.003
-12.50	0.022	0.000	0.044	0.001	0.015	0.000	-0.033	-0.003	-0.023	-0.002	-0.045	-0.003
-12.75	0.022	0.000	0.042	0.001	0.015	0.000	-0.032	-0.003	-0.022	-0.002	-0.043	-0.003
-13.00	0.021	0.000	0.041	0.001	0.015	0.000	-0.031	-0.003	-0.021	-0.002	-0.042	-0.003
-13.00	0.021	0.000	0.041	0.001	0.015	0.000	-0.031	-0.003	-0.021	-0.002	-0.042	-0.003
-13.25	0.020	0.000	0.039	0.001	0.014	0.000	-0.030	-0.003	-0.021	-0.002	-0.040	-0.003
-13.50	0.020	0.000	0.038	0.001	0.014	0.000	-0.029	-0.003	-0.020	-0.002	-0.039	-0.003
-13.75	0.019	0.000	0.036	0.001	0.014	0.000	-0.028	-0.003	-0.020	-0.002	-0.037	-0.003
-14.00	0.018	0.000	0.035	0.001	0.013	0.000	-0.027	-0.003	-0.019	-0.002	-0.036	-0.003
-14.00	0.018	0.000	0.035	0.001	0.013	0.000	-0.027	-0.003	-0.019	-0.002	-0.036	-0.003
-14.25	0.018	0.000	0.033	0.001	0.013	0.000	-0.026	-0.003	-0.018	-0.002	-0.034	-0.003



Autorità Portuale di Taranto

Interventi per il dragaggio di 2,3 M m³ di sedimenti in area Molo Polisettoriale e per la realizzazione di un primo lotto della cassa di colmata funzionale all'ampliamento del V Sporgente del Porto di Taranto

Allegati alla relazione di calcolo strutturale allineamento "BC"

Data 05/2016
Rev. B
c.d.c.: C296A
514B



-14.50	0.017	0.000	0.032	0.001	0.013	0.000	-0.025	-0.003	-0.018	-0.002	-0.033	-0.003
-14.75	0.017	0.000	0.031	0.001	0.012	0.000	-0.024	-0.003	-0.017	-0.002	-0.032	-0.003
-15.00	0.016	0.000	0.030	0.001	0.012	0.000	-0.023	-0.003	-0.017	-0.002	-0.031	-0.003
-15.00	0.016	0.000	0.030	0.001	0.012	0.000	-0.023	-0.003	-0.017	-0.002	-0.031	-0.003
-15.25	0.016	0.000	0.028	0.001	0.012	0.000	-0.022	-0.003	-0.016	-0.002	-0.029	-0.003
-15.50	0.015	0.000	0.027	0.001	0.011	0.000	-0.021	-0.003	-0.016	-0.002	-0.028	-0.003
-15.75	0.015	0.000	0.026	0.001	0.011	0.000	-0.021	-0.003	-0.015	-0.002	-0.027	-0.003
-16.00	0.014	0.000	0.025	0.001	0.011	0.000	-0.020	-0.003	-0.014	-0.002	-0.026	-0.003
-16.00	0.014	0.000	0.025	0.001	0.011	0.000	-0.020	-0.003	-0.014	-0.002	-0.026	-0.003
-16.25	0.014	0.000	0.024	0.001	0.010	0.000	-0.019	-0.003	-0.014	-0.002	-0.025	-0.003
-16.50	0.013	0.000	0.023	0.001	0.010	0.000	-0.018	-0.003	-0.013	-0.002	-0.024	-0.003
-16.75	0.013	0.000	0.022	0.001	0.010	0.000	-0.017	-0.003	-0.013	-0.002	-0.022	-0.003
-17.00	0.012	0.000	0.021	0.001	0.010	0.000	-0.017	-0.003	-0.012	-0.002	-0.021	-0.003
-17.00	0.012	0.000	0.021	0.001	0.010	0.000	-0.017	-0.003	-0.012	-0.002	-0.021	-0.003
-17.25	0.012	0.000	0.020	0.001	0.009	0.000	-0.016	-0.003	-0.012	-0.002	-0.020	-0.003
-17.50	0.012	0.000	0.019	0.000	0.009	0.000	-0.015	-0.003	-0.011	-0.002	-0.019	-0.003
-17.75	0.011	0.000	0.018	0.000	0.009	0.000	-0.015	-0.003	-0.011	-0.002	-0.018	-0.003
-18.00	0.011	0.000	0.017	0.000	0.009	0.000	-0.014	-0.003	-0.010	-0.002	-0.018	-0.003
-18.00	0.011	0.000	0.017	0.000	0.009	0.000	-0.014	-0.003	-0.010	-0.002	-0.018	-0.003
-18.25	0.010	0.000	0.017	0.000	0.009	0.000	-0.013	-0.003	-0.010	-0.002	-0.017	-0.003
-18.50	0.010	0.000	0.016	0.000	0.008	0.000	-0.013	-0.003	-0.010	-0.002	-0.016	-0.003
-18.75	0.010	0.000	0.015	0.000	0.008	0.000	-0.012	-0.003	-0.009	-0.002	-0.015	-0.003
-19.00	0.010	0.000	0.014	0.000	0.008	0.000	-0.011	-0.003	-0.009	-0.002	-0.014	-0.003
-19.00	0.010	0.000	0.014	0.000	0.008	0.000	-0.011	-0.003	-0.009	-0.002	-0.014	-0.003
-19.25	0.009	0.000	0.014	0.000	0.008	0.000	-0.011	-0.003	-0.008	-0.002	-0.014	-0.003
-19.50	0.009	0.000	0.013	0.000	0.008	0.000	-0.010	-0.003	-0.008	-0.002	-0.013	-0.003
-19.75	0.009	0.000	0.013	0.000	0.007	0.000	-0.010	-0.003	-0.007	-0.002	-0.012	-0.003
-20.00	0.008	0.000	0.012	0.000	0.007	0.000	-0.009	-0.003	-0.007	-0.002	-0.011	-0.003
-20.00	0.008	0.000	0.012	0.000	0.007	0.000	-0.009	-0.003	-0.007	-0.002	-0.011	-0.003
-20.25	0.008	0.000	0.011	0.000	0.007	0.000	-0.009	-0.003	-0.007	-0.002	-0.011	-0.003
-20.50	0.008	0.000	0.011	0.000	0.007	0.000	-0.008	-0.003	-0.006	-0.002	-0.010	-0.003
-20.75	0.008	0.000	0.010	0.000	0.007	0.000	-0.008	-0.003	-0.006	-0.002	-0.010	-0.003
-21.00	0.008	0.000	0.010	0.000	0.007	0.000	-0.007	-0.003	-0.006	-0.002	-0.009	-0.003
-21.00	0.008	0.000	0.010	0.000	0.007	0.000	-0.007	-0.003	-0.006	-0.002	-0.009	-0.003
-21.25	0.007	0.000	0.010	0.000	0.006	0.000	-0.007	-0.003	-0.005	-0.002	-0.008	-0.003
-21.50	0.007	0.000	0.009	0.000	0.006	0.000	-0.007	-0.003	-0.005	-0.002	-0.008	-0.003
-21.75	0.007	0.000	0.009	0.000	0.006	0.000	-0.006	-0.003	-0.005	-0.002	-0.007	-0.003
-22.00	0.007	0.000	0.008	0.000	0.006	0.000	-0.006	-0.003	-0.005	-0.002	-0.007	-0.003
-22.00	0.007	0.000	0.008	0.000	0.006	0.000	-0.006	-0.003	-0.005	-0.002	-0.007	-0.003
-22.25	0.007	0.000	0.008	0.000	0.006	0.000	-0.006	-0.003	-0.004	-0.002	-0.007	-0.003
-22.50	0.006	0.000	0.008	0.000	0.006	0.000	-0.005	-0.003	-0.004	-0.002	-0.006	-0.003
-22.75	0.006	0.000	0.007	0.000	0.006	0.000	-0.005	-0.003	-0.004	-0.002	-0.006	-0.003
-23.00	0.006	0.000	0.007	0.000	0.006	0.000	-0.005	-0.003	-0.004	-0.002	-0.005	-0.003
-23.00	0.006	0.000	0.007	0.000	0.006	0.000	-0.005	-0.003	-0.004	-0.002	-0.005	-0.003
-23.25	0.006	0.000	0.007	0.000	0.005	0.000	-0.004	-0.003	-0.003	-0.002	-0.005	-0.003
-23.50	0.006	0.000	0.007	0.000	0.005	0.000	-0.004	-0.003	-0.003	-0.002	-0.005	-0.003
-23.75	0.006	0.000	0.006	0.000	0.005	0.000	-0.004	-0.003	-0.003	-0.002	-0.004	-0.003
-24.00	0.006	0.000	0.006	0.000	0.005	0.000	-0.004	-0.003	-0.003	-0.002	-0.004	-0.003
-24.00	0.006	0.000	0.006	0.000	0.005	0.000	-0.004	-0.003	-0.003	-0.002	-0.004	-0.003
-24.25	0.005	0.000	0.006	0.000	0.005	0.000	-0.003	-0.003	-0.003	-0.002	-0.004	-0.003



Autorità Portuale di Taranto

Interventi per il dragaggio di 2,3 M m³ di sedimenti in area Molo Polisettoriale e per la realizzazione di un primo lotto della cassa di colmanta funzionale all'ampliamento del V Sporgente del Porto di Taranto

Allegati alla relazione di calcolo strutturale allineamento "BC"

Data 05/2016
Rev. B
c.d.c.: C296A
514B



-24.50	0.005	0.000	0.006	0.000	0.005	0.000	-0.003	-0.003	-0.002	-0.002	-0.004	-0.003
-24.75	0.005	0.000	0.006	0.000	0.005	0.000	-0.003	-0.003	-0.002	-0.002	-0.003	-0.003
-25.00	0.005	0.000	0.005	0.000	0.005	0.000	-0.003	-0.003	-0.002	-0.002	-0.003	-0.003
-25.00	0.005	0.000	0.005	0.000	0.005	0.000	-0.003	-0.003	-0.002	-0.002	-0.003	-0.003
-25.25	0.005	0.000	0.005	0.000	0.005	0.000	-0.003	-0.003	-0.002	-0.002	-0.003	-0.003
-25.50	0.005	0.000	0.005	0.000	0.005	0.000	-0.002	-0.003	-0.002	-0.002	-0.003	-0.003
-25.75	0.005	0.000	0.005	0.000	0.005	0.000	-0.002	-0.003	-0.002	-0.002	-0.002	-0.003
-26.00	0.005	0.000	0.005	0.000	0.004	0.000	-0.002	-0.003	-0.002	-0.002	-0.002	-0.003
-26.00	0.005	0.000	0.005	0.000	0.004	0.000	-0.002	-0.003	-0.002	-0.002	-0.002	-0.003
-26.25	0.005	0.000	0.005	0.000	0.004	0.000	-0.002	-0.003	-0.001	-0.002	-0.002	-0.003
-26.50	0.005	0.000	0.005	0.000	0.004	0.000	-0.002	-0.003	-0.001	-0.002	-0.002	-0.003
-26.75	0.005	0.000	0.005	0.000	0.004	0.000	-0.002	-0.003	-0.001	-0.002	-0.002	-0.003
-27.00	0.004	0.000	0.005	0.000	0.004	0.000	-0.002	-0.003	-0.001	-0.002	-0.002	-0.003
-27.00	0.004	0.000	0.005	0.000	0.004	0.000	-0.002	-0.003	-0.001	-0.002	-0.002	-0.003
-27.25	0.004	0.000	0.004	0.000	0.004	0.000	-0.002	-0.003	-0.001	-0.002	-0.002	-0.003
-27.50	0.004	0.000	0.004	0.000	0.004	0.000	-0.001	-0.003	-0.001	-0.002	-0.002	-0.003
-27.75	0.004	0.000	0.004	0.000	0.004	0.000	-0.001	-0.003	-0.001	-0.002	-0.001	-0.003
-28.00	0.004	0.000	0.004	0.000	0.004	0.000	-0.001	-0.003	-0.001	-0.002	-0.001	-0.003
-28.00	0.004	0.000	0.004	0.000	0.004	0.000	-0.001	-0.003	-0.001	-0.002	-0.001	-0.003
-28.25	0.004	0.000	0.004	0.000	0.004	0.000	-0.001	-0.003	-0.001	-0.002	-0.001	-0.003
-28.50	0.004	0.000	0.004	0.000	0.004	0.000	-0.001	-0.003	-0.001	-0.002	-0.001	-0.003
-28.75	0.004	0.000	0.004	0.000	0.004	0.000	-0.001	-0.003	-0.001	-0.002	-0.001	-0.003
-29.00	0.004	0.000	0.004	0.000	0.004	0.000	-0.001	-0.003	-0.001	-0.002	-0.001	-0.003
-29.00	0.004	0.000	0.004	0.000	0.004	0.000	-0.001	-0.003	-0.001	-0.002	-0.001	-0.003
-29.25	0.004	0.000	0.004	0.000	0.004	0.000	-0.001	-0.003	-0.001	-0.002	-0.001	-0.003
-29.50	0.004	0.000	0.004	0.000	0.004	0.000	-0.001	-0.003	-0.001	-0.002	-0.001	-0.003
-29.75	0.004	0.000	0.004	0.000	0.004	0.000	-0.001	-0.003	0.000	-0.002	-0.001	-0.003
-30.00	0.004	0.000	0.004	0.000	0.004	0.000	-0.001	-0.003	0.000	-0.002	-0.001	-0.003
-30.00	0.004	0.000	0.004	0.000	0.004	0.000	-0.001	-0.003	0.000	-0.002	-0.001	-0.003
-30.25	0.004	0.000	0.004	0.000	0.004	0.000	-0.001	-0.003	0.000	-0.002	-0.001	-0.003
-30.50	0.004	0.000	0.004	0.000	0.004	0.000	-0.001	-0.003	0.000	-0.002	-0.001	-0.003
-30.75	0.004	0.000	0.004	0.000	0.004	0.000	-0.001	-0.003	0.000	-0.002	-0.001	-0.003
-31.00	0.004	0.000	0.004	0.000	0.004	0.000	-0.001	-0.003	0.000	-0.002	-0.001	-0.003
-31.00	0.004	0.000	0.004	0.000	0.004	0.000	-0.001	-0.003	0.000	-0.002	-0.001	-0.003
-31.25	0.004	0.000	0.004	0.000	0.004	0.000	-0.001	-0.003	0.000	-0.002	-0.001	-0.003
-31.50	0.004	0.000	0.004	0.000	0.003	0.000	-0.001	-0.003	0.000	-0.002	-0.001	-0.003
-31.75	0.004	0.000	0.004	0.000	0.003	0.000	-0.001	-0.003	0.000	-0.002	-0.001	-0.003
-32.00	0.004	0.000	0.004	0.000	0.003	0.000	-0.001	-0.003	0.000	-0.002	-0.001	-0.003
-32.00	0.004	0.000	0.004	0.000	0.003	0.000	-0.001	-0.003	0.000	-0.002	-0.001	-0.003
-32.25	0.004	0.000	0.004	0.000	0.003	0.000	-0.001	-0.003	0.000	-0.002	-0.001	-0.003
-32.50	0.004	0.000	0.004	0.000	0.003	0.000	-0.001	-0.003	0.000	-0.002	-0.001	-0.003
-32.75	0.004	0.000	0.004	0.000	0.003	0.000	0.000	-0.003	0.000	-0.002	0.000	-0.003
-33.00	0.004	0.000	0.004	0.000	0.003	0.000	0.000	-0.003	0.000	-0.002	0.000	-0.003
-33.00	0.004	0.000	0.004	0.000	0.003	0.000	0.000	-0.003	0.000	-0.002	0.000	-0.003
-33.25	0.004	0.000	0.004	0.000	0.003	0.000	0.000	-0.003	0.000	-0.002	0.000	-0.003
-33.50	0.003	0.000	0.004	0.000	0.003	0.000	0.000	-0.003	0.000	-0.002	0.000	-0.003
-33.75	0.003	0.000	0.004	0.000	0.003	0.000	0.000	-0.003	0.000	-0.002	0.000	-0.003
-34.00	0.003	0.000	0.004	0.000	0.003	0.000	0.000	-0.003	0.000	-0.002	0.000	-0.003
-34.00	0.003	0.000	0.004	0.000	0.003	0.000	0.000	-0.003	0.000	-0.002	0.000	-0.003
-34.25	0.003	0.000	0.004	0.000	0.003	0.000	0.000	-0.003	0.000	-0.002	0.000	-0.003



Autorità Portuale di Taranto

Interventi per il dragaggio di 2,3 M m³ di sedimenti in area Molo Polisettoriale e per la realizzazione di un primo lotto della cassa di colmanta funzionale all'ampliamento del V Sporgente del Porto di Taranto

Allegati alla relazione di calcolo strutturale allineamento "BC"

Data 05/2016
Rev. B
c.d.c.: C296A
514B



-34.50	0.003	0.000	0.004	0.000	0.003	0.000	0.000	-0.003	0.000	-0.002	0.000	-0.003
-34.75	0.003	0.000	0.004	0.000	0.003	0.000	0.000	-0.003	0.000	-0.002	0.000	-0.003
-35.00	0.003	0.000	0.003	0.000	0.003	0.000	0.000	-0.003	0.000	-0.002	0.000	-0.003
-35.00	0.003	0.000	0.003	0.000	0.003	0.000	0.000	-0.003	0.000	-0.002	0.000	-0.003
-35.25	0.003	0.000	0.003	0.000	0.003	0.000	0.000	-0.003	0.000	-0.002	0.000	-0.003
-35.50	0.003	0.000	0.003	0.000	0.003	0.000	0.000	-0.003	0.000	-0.002	0.000	-0.003
-35.75	0.003	0.000	0.003	0.000	0.003	0.000	0.000	-0.003	0.000	-0.002	0.000	-0.003
-36.00	0.003	0.000	0.003	0.000	0.003	0.000	0.000	-0.003	0.000	-0.002	0.000	-0.003
-36.00	0.003	0.000	0.003	0.000	0.003	0.000	0.000	-0.003	0.000	-0.002	0.000	-0.003
-36.25	0.003	0.000	0.003	0.000	0.003	0.000	0.000	-0.003	0.000	-0.002	0.000	-0.003
-36.50	0.003	0.000	0.003	0.000	0.003	0.000	0.000	-0.003	0.000	-0.002	0.000	-0.003
-36.75	0.003	0.000	0.003	0.000	0.003	0.000	0.000	-0.003	0.000	-0.002	0.000	-0.003
-37.00	0.003	0.000	0.003	0.000	0.003	0.000	0.000	-0.003	0.000	-0.002	0.000	-0.003



Autorità Portuale di Taranto

Interventi per il dragaggio di 2,3 M m³ di sedimenti in area Molo Polisettoriale e per la realizzazione di un primo lotto della cassa di colmata funzionale all'ampliamento del V Sporgente del Porto di Taranto

Allegati alla relazione di calcolo strutturale allineamento "BC"

Data 05/2016
Rev. B
c.d.c.: C296A
514B

8		11		12		13		14		15	
Ux	Uy	Ux	Uy	Ux	Uy	Ux	Uy	Ux	Uy	Ux	Uy
[m]	[m]	[m]	[m]	[m]	[m]	[m]	[m]	[m]	[m]	[m]	[m]
0.000	0.000	0.000	0.000	0.000	0.000	0.000	0.000	0.000	0.000	0.000	0.000
0.000	0.000	0.000	0.000	0.000	0.000	0.000	0.000	0.000	0.000	0.000	0.000
0.000	0.000	0.000	0.000	0.000	0.000	0.000	0.000	0.000	0.000	0.000	0.000
0.000	0.000	0.000	0.000	0.000	0.000	0.000	0.000	0.000	0.000	0.000	0.000
0.000	0.000	0.000	0.000	0.000	0.000	0.000	0.000	0.000	0.000	0.000	0.000
0.000	0.000	0.000	0.000	0.000	0.000	0.000	0.000	0.000	0.000	0.000	0.000
0.000	0.000	0.000	0.000	0.000	0.000	0.000	0.000	0.000	0.000	0.000	0.000
0.000	0.000	0.000	0.000	0.000	0.000	0.000	0.000	0.000	0.000	0.000	0.000
0.000	0.000	0.000	0.000	0.000	0.000	0.000	0.000	0.000	0.000	0.000	0.000
0.000	0.000	0.000	0.000	0.000	0.000	0.000	0.000	0.000	0.000	0.000	0.000
0.000	0.000	0.000	0.000	0.000	0.000	0.000	0.000	0.000	0.000	0.000	0.000
0.000	0.000	0.000	0.000	0.000	0.000	0.000	0.000	0.000	0.000	0.000	0.000
0.000	0.000	0.000	0.000	0.000	0.000	0.000	0.000	0.000	0.000	0.000	0.000
0.000	0.000	0.000	0.000	0.000	0.000	0.000	0.000	0.000	0.000	0.000	0.000
0.000	0.000	0.000	0.000	0.000	0.000	0.000	0.000	0.000	0.000	0.000	0.000
0.000	0.000	0.000	0.000	0.000	0.000	0.000	0.000	0.000	0.000	0.000	0.000
0.000	0.000	0.000	0.000	0.000	0.000	0.000	0.000	0.000	0.000	0.000	0.000
0.000	0.000	0.000	0.000	0.000	0.000	0.000	0.000	0.000	0.000	0.000	0.000
0.000	0.000	0.000	0.000	0.000	0.000	0.000	0.000	0.000	0.000	0.000	0.000
0.000	0.000	0.000	0.000	0.000	0.000	0.000	0.000	0.000	0.000	0.000	0.000
-0.214	-0.003	-0.252	-0.001	-0.217	-0.001	-0.271	-0.001	-0.319	0.000	-0.209	-0.002
-0.213	-0.003	-0.251	-0.001	-0.216	-0.001	-0.269	-0.001	-0.317	0.000	-0.207	-0.002
-0.212	-0.003	-0.250	-0.001	-0.215	-0.001	-0.268	-0.001	-0.315	0.000	-0.206	-0.002
-0.210	-0.003	-0.248	-0.001	-0.214	-0.001	-0.266	-0.001	-0.314	0.000	-0.205	-0.002
-0.209	-0.003	-0.247	-0.001	-0.212	-0.001	-0.265	-0.001	-0.312	0.000	-0.204	-0.002
-0.209	-0.003	-0.247	-0.001	-0.212	-0.001	-0.265	-0.001	-0.312	0.000	-0.204	-0.002
-0.207	-0.003	-0.245	-0.001	-0.211	-0.001	-0.263	-0.001	-0.310	0.000	-0.202	-0.002
-0.206	-0.003	-0.243	-0.001	-0.209	-0.001	-0.261	-0.001	-0.308	0.000	-0.200	-0.002
-0.204	-0.003	-0.241	-0.001	-0.207	-0.001	-0.259	-0.001	-0.305	0.000	-0.198	-0.002
-0.202	-0.003	-0.239	-0.001	-0.205	-0.001	-0.257	-0.001	-0.303	0.000	-0.197	-0.002
-0.202	-0.003	-0.239	-0.001	-0.205	-0.001	-0.257	-0.001	-0.303	0.000	-0.197	-0.002
-0.200	-0.003	-0.237	-0.001	-0.204	-0.001	-0.254	-0.001	-0.301	0.000	-0.195	-0.002
-0.198	-0.003	-0.235	-0.001	-0.202	-0.001	-0.252	-0.001	-0.298	0.000	-0.193	-0.002
-0.196	-0.003	-0.233	-0.001	-0.200	-0.001	-0.250	-0.001	-0.296	0.000	-0.191	-0.002
-0.194	-0.003	-0.231	-0.001	-0.199	-0.001	-0.248	-0.001	-0.294	0.000	-0.189	-0.002
-0.194	-0.003	-0.231	-0.001	-0.199	-0.001	-0.248	-0.001	-0.294	0.000	-0.189	-0.002
-0.192	-0.003	-0.228	-0.001	-0.196	-0.001	-0.245	-0.001	-0.291	0.000	-0.187	-0.002
-0.190	-0.003	-0.226	-0.001	-0.194	-0.001	-0.242	-0.001	-0.288	0.000	-0.185	-0.002
-0.187	-0.003	-0.223	-0.001	-0.192	-0.001	-0.239	-0.001	-0.285	0.000	-0.182	-0.002
-0.185	-0.003	-0.220	-0.001	-0.189	-0.001	-0.237	-0.001	-0.281	0.000	-0.180	-0.002
-0.185	-0.003	-0.220	-0.001	-0.189	-0.001	-0.237	-0.001	-0.281	0.000	-0.180	-0.002
-0.182	-0.003	-0.218	-0.001	-0.187	-0.001	-0.234	-0.001	-0.278	0.000	-0.177	-0.002
-0.179	-0.003	-0.215	-0.001	-0.184	-0.001	-0.230	-0.001	-0.275	0.000	-0.175	-0.002
-0.177	-0.003	-0.212	-0.001	-0.182	-0.001	-0.227	-0.001	-0.271	0.000	-0.172	-0.002
-0.174	-0.003	-0.209	-0.001	-0.179	-0.001	-0.224	-0.001	-0.268	0.000	-0.169	-0.002
-0.174	-0.003	-0.209	-0.001	-0.179	-0.001	-0.224	-0.001	-0.268	0.000	-0.169	-0.002
-0.172	-0.003	-0.206	-0.001	-0.177	-0.001	-0.222	-0.001	-0.265	0.000	-0.167	-0.002
-0.169	-0.003	-0.204	-0.001	-0.175	-0.001	-0.219	-0.001	-0.262	0.000	-0.165	-0.002
-0.167	-0.003	-0.202	-0.001	-0.173	-0.001	-0.216	-0.001	-0.260	0.000	-0.163	-0.002
-0.165	-0.003	-0.199	-0.001	-0.171	-0.001	-0.214	-0.001	-0.257	0.000	-0.161	-0.002
-0.165	-0.003	-0.199	-0.001	-0.171	-0.001	-0.214	-0.001	-0.257	0.000	-0.161	-0.002
-0.163	-0.003	-0.197	-0.001	-0.169	-0.001	-0.211	-0.001	-0.254	0.000	-0.158	-0.002
-0.160	-0.003	-0.194	-0.001	-0.166	-0.001	-0.208	-0.001	-0.251	0.000	-0.156	-0.002
-0.158	-0.003	-0.191	-0.001	-0.164	-0.001	-0.205	-0.001	-0.248	0.000	-0.154	-0.002
-0.155	-0.003	-0.189	-0.001	-0.162	-0.001	-0.203	-0.001	-0.244	0.000	-0.151	-0.002
-0.155	-0.003	-0.189	-0.001	-0.162	-0.001	-0.203	-0.001	-0.244	0.000	-0.151	-0.002



Autorità Portuale di Taranto

Interventi per il dragaggio di 2,3 M m³ di sedimenti in area Molo Polisettoriale e per la realizzazione di un primo lotto della cassa di colmanta funzionale all'ampliamento del V Sporgente del Porto di Taranto

Allegati alla relazione di calcolo strutturale allineamento "BC"

Data 05/2016
Rev. B
c.d.c.: C296A
514B



-0.153	-0.003	-0.186	-0.001	-0.159	-0.001	-0.200	-0.001	-0.241	0.000	-0.149	-0.002
-0.150	-0.003	-0.184	-0.001	-0.157	-0.001	-0.197	-0.001	-0.238	0.000	-0.146	-0.002
-0.148	-0.003	-0.181	-0.001	-0.155	-0.001	-0.194	-0.001	-0.235	0.000	-0.144	-0.002
-0.145	-0.003	-0.178	-0.001	-0.152	-0.001	-0.191	-0.001	-0.232	0.000	-0.142	-0.002
-0.145	-0.003	-0.178	-0.001	-0.152	-0.001	-0.191	-0.001	-0.232	0.000	-0.142	-0.002
-0.143	-0.003	-0.176	-0.001	-0.150	-0.001	-0.188	-0.001	-0.229	0.000	-0.139	-0.002
-0.141	-0.003	-0.173	-0.001	-0.148	-0.001	-0.186	-0.001	-0.226	0.000	-0.137	-0.002
-0.138	-0.003	-0.171	-0.001	-0.146	-0.001	-0.183	-0.001	-0.223	0.000	-0.135	-0.002
-0.136	-0.003	-0.168	-0.001	-0.143	-0.001	-0.180	-0.001	-0.220	0.000	-0.132	-0.002
-0.136	-0.003	-0.168	-0.001	-0.143	-0.001	-0.180	-0.001	-0.220	0.000	-0.132	-0.002
-0.133	-0.003	-0.165	-0.001	-0.141	-0.001	-0.177	-0.001	-0.217	0.000	-0.130	-0.002
-0.131	-0.003	-0.163	-0.001	-0.139	-0.001	-0.174	-0.001	-0.214	0.000	-0.128	-0.002
-0.128	-0.003	-0.160	-0.001	-0.137	-0.001	-0.172	-0.001	-0.211	0.000	-0.125	-0.002
-0.126	-0.003	-0.158	-0.001	-0.134	-0.001	-0.169	-0.001	-0.208	0.000	-0.123	-0.002
-0.126	-0.003	-0.158	-0.001	-0.134	-0.001	-0.169	-0.001	-0.208	0.000	-0.123	-0.002
-0.124	-0.003	-0.155	-0.001	-0.132	-0.001	-0.166	-0.001	-0.205	0.000	-0.121	-0.002
-0.121	-0.003	-0.152	-0.001	-0.130	-0.001	-0.163	-0.001	-0.202	0.000	-0.118	-0.002
-0.119	-0.003	-0.150	-0.001	-0.128	-0.001	-0.161	-0.001	-0.199	0.000	-0.116	-0.002
-0.117	-0.003	-0.147	-0.001	-0.125	-0.001	-0.158	-0.001	-0.196	0.000	-0.114	-0.002
-0.117	-0.003	-0.147	-0.001	-0.125	-0.001	-0.158	-0.001	-0.196	0.000	-0.114	-0.002
-0.114	-0.003	-0.145	-0.001	-0.123	-0.001	-0.155	-0.001	-0.193	0.000	-0.111	-0.002
-0.112	-0.003	-0.142	-0.001	-0.121	-0.001	-0.152	-0.001	-0.190	0.000	-0.109	-0.002
-0.110	-0.003	-0.140	-0.001	-0.119	-0.001	-0.150	-0.001	-0.187	0.000	-0.107	-0.002
-0.107	-0.003	-0.137	-0.001	-0.116	-0.001	-0.147	-0.001	-0.184	0.000	-0.104	-0.002
-0.107	-0.003	-0.137	-0.001	-0.116	-0.001	-0.147	-0.001	-0.184	0.000	-0.104	-0.002
-0.105	-0.003	-0.135	-0.001	-0.114	-0.001	-0.144	-0.001	-0.181	0.000	-0.102	-0.002
-0.103	-0.003	-0.132	-0.001	-0.112	-0.001	-0.142	-0.001	-0.178	0.000	-0.100	-0.002
-0.100	-0.003	-0.130	-0.001	-0.110	-0.001	-0.139	-0.001	-0.175	0.000	-0.098	-0.002
-0.098	-0.003	-0.127	-0.001	-0.108	-0.001	-0.136	-0.001	-0.172	0.000	-0.096	-0.002
-0.098	-0.003	-0.127	-0.001	-0.108	-0.001	-0.136	-0.001	-0.172	0.000	-0.096	-0.002
-0.096	-0.003	-0.125	-0.001	-0.106	-0.001	-0.134	-0.001	-0.169	0.000	-0.093	-0.002
-0.093	-0.003	-0.122	-0.001	-0.103	-0.001	-0.131	-0.001	-0.166	0.000	-0.091	-0.002
-0.091	-0.003	-0.120	-0.001	-0.101	-0.001	-0.128	-0.001	-0.164	0.000	-0.089	-0.002
-0.089	-0.003	-0.118	-0.001	-0.099	-0.001	-0.126	-0.001	-0.161	0.000	-0.087	-0.002
-0.089	-0.003	-0.118	-0.001	-0.099	-0.001	-0.126	-0.001	-0.161	0.000	-0.087	-0.002
-0.087	-0.003	-0.115	-0.001	-0.097	-0.001	-0.123	-0.001	-0.158	0.000	-0.085	-0.002
-0.085	-0.003	-0.113	-0.001	-0.095	-0.001	-0.121	-0.001	-0.155	0.000	-0.082	-0.002
-0.082	-0.003	-0.111	-0.001	-0.093	-0.001	-0.118	-0.001	-0.152	0.000	-0.080	-0.002
-0.080	-0.003	-0.108	-0.001	-0.091	-0.001	-0.116	-0.001	-0.150	0.000	-0.078	-0.002
-0.080	-0.003	-0.108	-0.001	-0.091	-0.001	-0.116	-0.001	-0.150	0.000	-0.078	-0.002
-0.078	-0.003	-0.106	-0.001	-0.089	-0.001	-0.113	-0.001	-0.147	0.000	-0.076	-0.002
-0.076	-0.003	-0.104	-0.001	-0.087	-0.001	-0.111	-0.001	-0.144	0.000	-0.074	-0.002
-0.074	-0.003	-0.101	-0.001	-0.085	-0.001	-0.108	-0.001	-0.141	0.000	-0.072	-0.002
-0.072	-0.003	-0.099	-0.001	-0.083	-0.001	-0.106	-0.001	-0.139	0.000	-0.070	-0.002
-0.072	-0.003	-0.099	-0.001	-0.083	-0.001	-0.106	-0.001	-0.139	0.000	-0.070	-0.002
-0.070	-0.003	-0.097	-0.001	-0.081	-0.001	-0.103	-0.001	-0.136	0.000	-0.068	-0.002
-0.068	-0.003	-0.095	-0.001	-0.079	-0.001	-0.101	-0.001	-0.133	0.000	-0.066	-0.002
-0.066	-0.003	-0.093	-0.001	-0.077	-0.001	-0.099	-0.001	-0.131	0.000	-0.064	-0.002
-0.064	-0.003	-0.090	-0.001	-0.075	-0.001	-0.096	-0.001	-0.128	0.000	-0.062	-0.002
-0.064	-0.003	-0.090	-0.001	-0.075	-0.001	-0.096	-0.001	-0.128	0.000	-0.062	-0.002
-0.062	-0.003	-0.088	-0.001	-0.074	-0.001	-0.094	-0.001	-0.126	0.000	-0.061	-0.002



Autorità Portuale di Taranto
 Interventi per il dragaggio di 2,3 M m³ di sedimenti in area Molo Polisettoriale e per la realizzazione di un primo lotto della cassa di colmanta funzionale all'ampliamento del V Sporgente del Porto di Taranto

Allegati alla relazione di calcolo strutturale allineamento "BC"

Data 05/2016
 Rev. B
 c.d.c.: C296A
 514B



-0.060	-0.003	-0.086	-0.001	-0.072	-0.001	-0.092	-0.001	-0.123	0.000	-0.059	-0.002
-0.058	-0.003	-0.084	-0.001	-0.070	-0.001	-0.089	-0.001	-0.121	0.000	-0.057	-0.002
-0.056	-0.003	-0.082	-0.001	-0.068	-0.001	-0.087	-0.001	-0.118	0.000	-0.055	-0.002
-0.056	-0.003	-0.082	-0.001	-0.068	-0.001	-0.087	-0.001	-0.118	0.000	-0.055	-0.002
-0.055	-0.003	-0.080	-0.001	-0.067	-0.001	-0.085	-0.001	-0.116	0.000	-0.053	-0.002
-0.053	-0.003	-0.078	-0.001	-0.065	-0.001	-0.083	-0.001	-0.114	0.000	-0.052	-0.002
-0.051	-0.003	-0.076	-0.001	-0.063	-0.001	-0.081	-0.001	-0.111	0.000	-0.050	-0.002
-0.049	-0.003	-0.075	-0.001	-0.062	-0.001	-0.079	-0.001	-0.109	0.000	-0.048	-0.002
-0.049	-0.003	-0.075	-0.001	-0.062	-0.001	-0.079	-0.001	-0.109	0.000	-0.048	-0.002
-0.048	-0.003	-0.073	-0.001	-0.060	-0.001	-0.077	-0.001	-0.107	0.000	-0.047	-0.002
-0.046	-0.003	-0.071	-0.001	-0.058	-0.001	-0.075	-0.001	-0.104	0.000	-0.045	-0.002
-0.044	-0.003	-0.069	-0.001	-0.057	-0.001	-0.073	-0.001	-0.102	0.000	-0.044	-0.002
-0.043	-0.003	-0.067	-0.001	-0.055	-0.001	-0.071	-0.001	-0.100	0.000	-0.042	-0.002
-0.043	-0.003	-0.067	-0.001	-0.055	-0.001	-0.071	-0.001	-0.100	0.000	-0.042	-0.002
-0.041	-0.003	-0.066	-0.001	-0.054	-0.001	-0.069	-0.001	-0.098	0.000	-0.041	-0.002
-0.040	-0.003	-0.064	-0.001	-0.053	-0.001	-0.067	-0.001	-0.096	0.000	-0.039	-0.002
-0.038	-0.003	-0.062	-0.001	-0.051	-0.001	-0.066	-0.001	-0.094	0.000	-0.038	-0.002
-0.037	-0.003	-0.061	-0.001	-0.050	-0.001	-0.064	-0.001	-0.092	0.000	-0.036	-0.002
-0.037	-0.003	-0.061	-0.001	-0.050	-0.001	-0.064	-0.001	-0.092	0.000	-0.036	-0.002
-0.036	-0.003	-0.059	-0.001	-0.048	-0.001	-0.062	-0.001	-0.090	0.000	-0.035	-0.002
-0.034	-0.003	-0.058	-0.001	-0.047	-0.001	-0.060	-0.001	-0.088	0.000	-0.034	-0.002
-0.033	-0.003	-0.056	-0.001	-0.046	-0.001	-0.059	-0.001	-0.086	0.000	-0.033	-0.002
-0.032	-0.003	-0.055	-0.001	-0.045	-0.001	-0.057	-0.001	-0.084	0.000	-0.031	-0.002
-0.032	-0.003	-0.055	-0.001	-0.045	-0.001	-0.057	-0.001	-0.084	0.000	-0.031	-0.002
-0.031	-0.003	-0.054	-0.001	-0.044	-0.001	-0.056	-0.001	-0.082	0.000	-0.030	-0.002
-0.029	-0.003	-0.052	-0.001	-0.042	-0.001	-0.054	-0.001	-0.080	0.000	-0.029	-0.002
-0.028	-0.003	-0.051	-0.001	-0.041	-0.001	-0.053	-0.001	-0.079	0.000	-0.028	-0.002
-0.027	-0.003	-0.050	-0.001	-0.040	-0.001	-0.051	-0.001	-0.077	0.000	-0.027	-0.002
-0.027	-0.003	-0.050	-0.001	-0.040	-0.001	-0.051	-0.001	-0.077	0.000	-0.027	-0.002
-0.026	-0.003	-0.048	-0.001	-0.039	-0.001	-0.050	-0.001	-0.075	0.000	-0.026	-0.002
-0.025	-0.003	-0.047	-0.001	-0.038	-0.001	-0.048	-0.001	-0.074	0.000	-0.025	-0.002
-0.024	-0.003	-0.046	-0.001	-0.037	-0.001	-0.047	-0.001	-0.072	0.000	-0.024	-0.002
-0.023	-0.003	-0.045	-0.001	-0.036	-0.001	-0.046	-0.001	-0.071	0.000	-0.023	-0.002
-0.023	-0.003	-0.045	-0.001	-0.036	-0.001	-0.046	-0.001	-0.071	0.000	-0.023	-0.002
-0.022	-0.003	-0.044	-0.001	-0.036	-0.001	-0.045	-0.001	-0.069	0.000	-0.022	-0.002
-0.021	-0.003	-0.043	-0.001	-0.035	-0.001	-0.043	-0.001	-0.068	0.000	-0.021	-0.002
-0.020	-0.003	-0.042	-0.001	-0.034	-0.001	-0.042	-0.001	-0.066	0.000	-0.021	-0.002
-0.020	-0.003	-0.041	-0.001	-0.033	-0.001	-0.041	-0.001	-0.065	0.000	-0.020	-0.002
-0.020	-0.003	-0.041	-0.001	-0.033	-0.001	-0.041	-0.001	-0.065	0.000	-0.020	-0.002
-0.019	-0.003	-0.040	-0.001	-0.032	-0.001	-0.040	-0.001	-0.064	0.000	-0.019	-0.002
-0.018	-0.003	-0.039	-0.001	-0.032	-0.001	-0.039	-0.001	-0.062	0.000	-0.018	-0.002
-0.017	-0.003	-0.038	-0.001	-0.031	-0.001	-0.038	-0.001	-0.061	0.000	-0.018	-0.002
-0.017	-0.003	-0.037	-0.001	-0.030	-0.001	-0.037	-0.001	-0.060	0.000	-0.017	-0.002
-0.017	-0.003	-0.037	-0.001	-0.030	-0.001	-0.037	-0.001	-0.060	0.000	-0.017	-0.002
-0.016	-0.003	-0.036	-0.001	-0.030	-0.001	-0.036	-0.001	-0.059	0.000	-0.016	-0.002
-0.015	-0.003	-0.036	-0.001	-0.029	-0.001	-0.035	-0.001	-0.057	0.000	-0.016	-0.002
-0.015	-0.003	-0.035	-0.001	-0.029	-0.001	-0.034	-0.001	-0.056	0.000	-0.015	-0.002
-0.014	-0.003	-0.034	-0.001	-0.028	-0.001	-0.034	-0.001	-0.055	0.000	-0.015	-0.002
-0.014	-0.003	-0.034	-0.001	-0.028	-0.001	-0.034	-0.001	-0.055	0.000	-0.015	-0.002
-0.014	-0.003	-0.034	-0.001	-0.028	-0.001	-0.033	-0.001	-0.054	0.000	-0.014	-0.002



Autorità Portuale di Taranto
 Interventi per il dragaggio di 2,3 M m³ di sedimenti in area Molo Polisettoriale e per la realizzazione di un primo lotto della cassa di colmanta funzionale all'ampliamento del V Sporgente del Porto di Taranto

Allegati alla relazione di calcolo strutturale allineamento "BC"

Data 05/2016
 Rev. B
 c.d.c.: C296A
 514B



-0.013	-0.003	-0.033	-0.001	-0.027	-0.001	-0.032	-0.001	-0.053	0.000	-0.014	-0.002
-0.013	-0.003	-0.032	-0.001	-0.027	-0.001	-0.031	-0.001	-0.052	0.000	-0.013	-0.002
-0.012	-0.003	-0.032	-0.001	-0.026	-0.001	-0.030	-0.001	-0.051	0.000	-0.013	-0.002
-0.012	-0.003	-0.032	-0.001	-0.026	-0.001	-0.030	-0.001	-0.051	0.000	-0.013	-0.002
-0.012	-0.003	-0.031	-0.001	-0.026	-0.001	-0.030	-0.001	-0.050	0.000	-0.013	-0.002
-0.012	-0.003	-0.031	-0.001	-0.025	-0.001	-0.029	-0.001	-0.049	0.000	-0.012	-0.002
-0.011	-0.003	-0.030	-0.001	-0.025	-0.001	-0.028	-0.001	-0.048	0.000	-0.012	-0.002
-0.011	-0.003	-0.029	-0.001	-0.025	-0.001	-0.028	-0.001	-0.047	0.000	-0.012	-0.002
-0.011	-0.003	-0.029	-0.001	-0.025	-0.001	-0.028	-0.001	-0.047	0.000	-0.012	-0.002
-0.011	-0.003	-0.029	-0.001	-0.025	-0.001	-0.027	-0.001	-0.047	0.000	-0.011	-0.002
-0.010	-0.003	-0.029	-0.001	-0.024	-0.001	-0.027	-0.001	-0.046	0.000	-0.011	-0.002
-0.010	-0.003	-0.028	-0.001	-0.024	-0.001	-0.026	-0.001	-0.045	0.000	-0.011	-0.002
-0.010	-0.003	-0.028	-0.001	-0.024	-0.001	-0.026	-0.001	-0.044	0.000	-0.011	-0.002
-0.010	-0.003	-0.028	-0.001	-0.024	-0.001	-0.026	-0.001	-0.044	0.000	-0.011	-0.002
-0.009	-0.003	-0.027	-0.001	-0.023	-0.001	-0.025	-0.001	-0.044	0.000	-0.010	-0.002
-0.009	-0.003	-0.027	-0.001	-0.023	-0.001	-0.025	-0.001	-0.043	0.000	-0.010	-0.002
-0.009	-0.003	-0.027	-0.001	-0.023	-0.001	-0.024	-0.001	-0.042	0.000	-0.010	-0.002
-0.009	-0.003	-0.026	-0.001	-0.023	-0.001	-0.024	-0.001	-0.042	0.000	-0.010	-0.002
-0.009	-0.003	-0.026	-0.001	-0.023	-0.001	-0.024	-0.001	-0.042	0.000	-0.010	-0.002
-0.009	-0.003	-0.026	-0.001	-0.022	-0.001	-0.024	-0.001	-0.041	0.000	-0.010	-0.002
-0.008	-0.003	-0.026	-0.001	-0.022	-0.001	-0.023	-0.001	-0.041	0.000	-0.010	-0.002
-0.008	-0.003	-0.025	-0.001	-0.022	-0.001	-0.023	-0.001	-0.040	0.000	-0.009	-0.002
-0.008	-0.003	-0.025	-0.001	-0.022	-0.001	-0.023	-0.001	-0.040	0.000	-0.009	-0.002
-0.008	-0.003	-0.025	-0.001	-0.022	-0.001	-0.023	-0.001	-0.040	0.000	-0.009	-0.002
-0.008	-0.003	-0.025	-0.001	-0.022	-0.001	-0.022	-0.001	-0.039	0.000	-0.009	-0.002
-0.008	-0.003	-0.025	-0.001	-0.021	-0.001	-0.022	-0.001	-0.039	0.000	-0.009	-0.002
-0.008	-0.003	-0.024	-0.001	-0.021	-0.001	-0.022	-0.001	-0.038	0.000	-0.009	-0.002
-0.007	-0.003	-0.024	-0.001	-0.021	-0.001	-0.021	-0.001	-0.038	0.000	-0.009	-0.002
-0.007	-0.003	-0.024	-0.001	-0.021	-0.001	-0.021	-0.001	-0.038	0.000	-0.009	-0.002
-0.007	-0.003	-0.024	-0.001	-0.021	-0.001	-0.021	-0.001	-0.037	0.000	-0.009	-0.002
-0.007	-0.003	-0.024	-0.001	-0.021	-0.001	-0.021	-0.001	-0.037	0.000	-0.008	-0.002
-0.007	-0.003	-0.023	-0.001	-0.020	-0.001	-0.021	-0.001	-0.037	0.000	-0.008	-0.002
-0.007	-0.003	-0.023	-0.001	-0.020	-0.001	-0.021	-0.001	-0.036	0.000	-0.008	-0.002
-0.007	-0.003	-0.023	-0.001	-0.020	-0.001	-0.021	-0.001	-0.036	0.000	-0.008	-0.002
-0.007	-0.003	-0.023	-0.001	-0.020	-0.001	-0.020	-0.001	-0.036	0.000	-0.008	-0.002
-0.007	-0.003	-0.023	-0.001	-0.020	-0.001	-0.020	-0.001	-0.036	0.000	-0.008	-0.002
-0.007	-0.003	-0.023	-0.001	-0.020	-0.001	-0.020	-0.001	-0.035	0.000	-0.008	-0.002
-0.007	-0.003	-0.023	-0.001	-0.020	-0.001	-0.020	-0.001	-0.035	0.000	-0.008	-0.002
-0.007	-0.003	-0.023	-0.001	-0.020	-0.001	-0.020	-0.001	-0.035	0.000	-0.008	-0.002
-0.007	-0.003	-0.022	-0.001	-0.019	-0.001	-0.020	-0.001	-0.035	0.000	-0.008	-0.002
-0.007	-0.003	-0.022	-0.001	-0.019	-0.001	-0.020	-0.001	-0.034	0.000	-0.008	-0.002
-0.006	-0.003	-0.022	-0.001	-0.019	-0.001	-0.019	-0.001	-0.034	0.000	-0.007	-0.002
-0.006	-0.003	-0.022	-0.001	-0.019	-0.001	-0.019	-0.001	-0.034	0.000	-0.007	-0.002
-0.006	-0.003	-0.022	-0.001	-0.019	-0.001	-0.019	-0.001	-0.034	0.000	-0.007	-0.002
-0.006	-0.003	-0.021	-0.001	-0.019	-0.001	-0.019	-0.001	-0.033	0.000	-0.007	-0.002
-0.006	-0.003	-0.021	-0.001	-0.018	-0.001	-0.019	-0.001	-0.033	0.000	-0.007	-0.002
-0.006	-0.003	-0.021	-0.001	-0.018	-0.001	-0.019	-0.001	-0.033	0.000	-0.007	-0.002
-0.006	-0.003	-0.021	-0.001	-0.018	-0.001	-0.019	-0.001	-0.033	0.000	-0.007	-0.002
-0.006	-0.003	-0.021	-0.001	-0.018	-0.001	-0.018	-0.001	-0.033	0.000	-0.007	-0.002



Autorità Portuale di Taranto
 Interventi per il dragaggio di 2,3 M m³ di sedimenti in area Molo Polisettoriale e per la realizzazione di un primo lotto della cassa di colmanta funzionale all'ampliamento del V Sporgente del Porto di Taranto

Allegati alla relazione di calcolo strutturale allineamento "BC"

Data 05/2016
 Rev. B
 c.d.c.: C296A
 514B



-0.006	-0.003	-0.021	-0.001	-0.018	-0.001	-0.018	-0.001	-0.032	0.000	-0.007	-0.002
-0.006	-0.003	-0.021	-0.001	-0.018	-0.001	-0.018	-0.001	-0.032	0.000	-0.007	-0.002
-0.006	-0.003	-0.020	-0.001	-0.018	-0.001	-0.018	-0.001	-0.032	0.000	-0.007	-0.002
-0.006	-0.003	-0.020	-0.001	-0.018	-0.001	-0.018	-0.001	-0.032	0.000	-0.007	-0.002
-0.006	-0.003	-0.020	-0.001	-0.017	-0.001	-0.018	-0.001	-0.032	0.000	-0.007	-0.002
-0.006	-0.003	-0.020	-0.001	-0.017	-0.001	-0.018	-0.001	-0.031	0.000	-0.006	-0.002
-0.006	-0.003	-0.020	-0.001	-0.017	-0.001	-0.018	-0.001	-0.031	0.000	-0.006	-0.002
-0.005	-0.003	-0.020	-0.001	-0.017	-0.001	-0.017	-0.001	-0.031	0.000	-0.006	-0.002
-0.005	-0.003	-0.020	-0.001	-0.017	-0.001	-0.017	-0.001	-0.031	0.000	-0.006	-0.002
-0.005	-0.003	-0.020	-0.001	-0.017	-0.001	-0.017	-0.001	-0.031	0.000	-0.006	-0.002
-0.005	-0.003	-0.019	-0.001	-0.017	-0.001	-0.017	-0.001	-0.030	0.000	-0.006	-0.002
-0.005	-0.003	-0.019	-0.001	-0.017	-0.001	-0.017	-0.001	-0.030	0.000	-0.006	-0.002
-0.005	-0.003	-0.019	-0.001	-0.016	-0.001	-0.017	-0.001	-0.030	0.000	-0.006	-0.002



Autorità Portuale di Taranto

Interventi per il dragaggio di 2,3 M m³ di sedimenti in area Molo Polisettoriale e per la realizzazione di un primo lotto della cassa di colmata funzionale all'ampliamento del V Sporgente del Porto di Taranto

Allegati alla relazione di calcolo strutturale allineamento "BC"

Data 05/2016
Rev. B
c.d.c.: C296A
514B

1.4.2 Riepilogo spinte

FASE	2		3		4		5	
	Mare [kPa]	Vasca [kPa]	Mare [kPa]	Vasca [kPa]	Mare [kPa]	Vasca [kPa]	Mare [kPa]	Vasca [kPa]
3.50	0.00	0.00	0.00	0.00	0.00	0.00	0.00	0.00
3.23	0.00	0.00	0.00	0.00	0.00	0.00	0.00	0.00
2.95	0.00	0.00	0.00	0.00	0.00	0.00	0.00	0.00
2.68	0.00	0.00	0.00	0.00	0.00	0.00	0.00	0.00
2.40	0.00	0.00	0.00	0.00	0.00	0.00	0.00	0.00
2.40	0.00	0.00	0.00	0.00	0.00	0.00	0.00	0.00
2.30	0.00	0.00	0.00	0.00	0.00	0.00	0.00	0.00
2.20	0.00	0.00	0.00	0.00	0.00	0.00	0.00	0.00
2.10	0.00	0.00	0.00	0.00	0.00	0.00	0.00	0.00
2.00	0.00	0.00	0.00	0.00	0.00	0.00	0.00	0.00
2.00	0.00	0.00	-3.63	0.00	0.00	0.00	0.00	0.00
1.88	0.00	0.00	-4.79	0.00	0.00	0.00	0.00	0.00
1.75	0.00	0.00	-5.96	0.00	0.00	0.00	0.00	0.00
1.63	0.00	0.00	-7.12	0.00	0.00	0.00	0.00	0.00
1.50	0.00	0.00	-8.29	0.00	0.00	0.00	0.00	0.00
1.50	0.00	0.00	-8.29	0.00	0.00	0.00	0.00	-7.20
1.31	0.00	0.00	-10.03	0.00	0.00	0.00	0.00	-8.44
1.13	0.00	0.00	-11.78	0.00	0.00	0.00	0.00	-9.80
0.94	0.00	0.00	-13.52	0.00	0.00	0.00	0.00	-11.01
0.75	0.00	0.00	-15.27	0.00	0.00	0.00	0.00	-12.18
0.75	0.00	0.00	-15.27	0.00	0.00	0.00	0.00	-12.18
0.56	0.00	0.00	-17.01	0.00	0.00	0.00	0.00	-13.47
0.38	0.00	0.00	-18.76	0.00	0.00	0.00	0.00	-14.75
0.19	0.00	0.00	-20.51	0.00	0.00	0.00	0.00	-16.03
0.00	0.00	0.00	-22.25	0.00	0.00	0.00	0.00	-17.31
0.00	0.00	0.00	-22.25	0.00	0.00	0.00	0.00	-17.31
-0.25	-2.50	0.00	-24.57	0.00	-2.50	-2.50	-2.50	-18.96
-0.50	-5.00	0.00	-26.90	0.00	-5.00	-5.00	-5.00	-20.62
-0.75	-7.50	0.00	-29.22	0.00	-7.50	-7.50	-7.50	-22.31
-1.00	-10.00	0.00	-31.54	0.00	-10.00	-10.00	-10.00	-24.01
-1.00	-10.00	0.00	-31.54	0.00	-10.00	-10.00	-10.00	-24.01
-1.28	-12.75	0.00	-34.10	0.00	-12.75	-12.75	-12.75	-25.80
-1.55	-15.50	0.00	-36.65	0.00	-15.50	-15.50	-15.50	-27.56
-1.83	-18.25	0.00	-39.21	0.00	-18.25	-18.25	-18.25	-29.37
-2.10	-21.00	0.00	-41.76	0.00	-21.00	-21.00	-21.00	-31.20
-2.10	-21.00	0.00	-41.76	0.00	-21.00	-21.00	-21.00	-31.20
-2.33	-23.25	0.00	-43.85	0.00	-23.25	-20.93	-23.25	-32.75
-2.55	-25.50	0.00	-45.94	0.00	-25.50	-20.86	-25.50	-34.32
-2.78	-27.75	0.00	-48.03	0.00	-27.75	-20.80	-27.75	-35.91
-3.00	-30.00	0.00	-50.12	0.00	-30.00	-20.73	-30.00	-37.45
-3.00	-30.00	0.00	-50.12	0.00	-30.00	-20.73	-30.00	-37.45
-3.25	-32.50	-2.50	-52.44	-2.50	-32.50	-23.15	-32.50	-40.60
-3.50	-35.00	-5.00	-54.77	-5.00	-35.00	-25.58	-35.00	-43.63
-3.75	-37.50	-7.50	-57.09	-7.50	-37.50	-28.00	-37.50	-46.56
-4.00	-40.00	-10.00	-59.41	-10.00	-40.00	-30.43	-40.00	-49.44
-4.00	-40.00	-10.00	-59.41	-10.00	-40.00	-30.43	-40.00	-49.44
-4.25	-42.50	-12.50	-61.73	-12.50	-42.50	-32.85	-42.50	-52.28



Autorità Portuale di Taranto

Interventi per il dragaggio di 2,3 M m³ di sedimenti in area Molo Polisettoriale e per la realizzazione di un primo lotto della cassa di colmanta funzionale all'ampliamento del V Sporgente del Porto di Taranto

Allegati alla relazione di calcolo strutturale allineamento "BC"

Data 05/2016
Rev. B
c.d.c.: C296A
514B



-4.50	-45.00	-15.00	-64.06	-15.00	-45.00	-35.28	-45.00	-55.13
-4.75	-47.50	-17.50	-66.38	-17.50	-47.50	-37.70	-47.50	-58.11
-5.00	-50.00	-20.00	-68.70	-20.00	-50.00	-40.13	-50.00	-61.13
-5.00	-50.00	-20.00	-68.70	-20.00	-50.00	-40.13	-50.00	-61.13
-5.25	-52.50	-22.50	-71.02	-22.50	-52.50	-42.55	-52.50	-64.15
-5.50	-55.00	-25.00	-73.35	-25.00	-55.00	-44.98	-55.00	-67.22
-5.75	-57.50	-27.50	-75.67	-27.50	-57.50	-47.40	-57.50	-70.41
-6.00	-60.00	-30.00	-77.99	-30.00	-60.00	-49.83	-60.00	-73.69
-6.00	-60.00	-30.00	-77.99	-30.00	-60.00	-49.83	-60.00	-73.69
-6.25	-62.50	-32.50	-80.31	-32.50	-62.50	-52.25	-62.50	-76.98
-6.50	-65.00	-35.00	-82.64	-35.00	-65.00	-54.68	-65.00	-80.22
-6.75	-67.50	-37.50	-84.96	-37.50	-67.50	-57.10	-67.50	-83.38
-7.00	-70.00	-40.00	-87.28	-40.00	-70.00	-59.53	-70.00	-86.45
-7.00	-70.00	-40.00	-87.28	-40.00	-70.00	-59.53	-70.00	-86.45
-7.25	-72.50	-42.50	-89.60	-42.50	-72.50	-61.95	-72.50	-89.39
-7.50	-75.00	-45.00	-91.93	-45.00	-75.00	-64.38	-75.00	-92.21
-7.75	-77.50	-47.50	-94.25	-47.50	-77.50	-66.80	-77.50	-95.26
-8.00	-80.00	-50.00	-96.57	-50.00	-80.00	-69.23	-80.00	-98.23
-8.00	-80.00	-50.00	-96.57	-50.00	-80.00	-69.23	-80.00	-98.23
-8.25	-82.50	-52.50	-98.89	-52.50	-82.50	-71.65	-82.50	-101.31
-8.50	-85.00	-55.00	-101.22	-55.00	-85.00	-74.08	-85.00	-100.08
-8.75	-87.50	-57.50	-103.54	-57.50	-87.50	-76.50	-87.50	-98.02
-9.00	-90.00	-60.00	-105.86	-60.00	-90.00	-78.93	-90.00	-139.81
-9.00	-75.63	-78.90	-64.83	-89.34	-98.16	-44.18	-128.50	-233.85
-9.25	-71.08	-89.53	-53.28	-98.16	-103.51	-46.59	-126.85	-213.02
-9.50	-76.43	-103.45	-61.37	-107.37	-110.47	-52.42	-128.71	-211.25
-9.75	-80.92	-105.99	-65.33	-118.61	-116.50	-58.20	-135.87	-211.46
-10.00	-83.74	-111.15	-69.34	-131.45	-120.14	-61.50	-143.32	-206.49
-10.00	-85.47	-111.64	-71.96	-132.46	-120.76	-61.94	-147.05	-202.84
-10.25	-89.43	-115.97	-75.51	-139.65	-123.11	-68.51	-153.96	-201.80
-10.50	-92.77	-121.71	-78.48	-146.73	-124.98	-75.93	-160.42	-200.15
-10.75	-97.11	-129.28	-82.14	-154.69	-128.40	-84.76	-168.73	-201.33
-11.00	-101.82	-136.63	-85.39	-162.67	-131.75	-94.04	-177.68	-201.07
-11.00	-102.37	-135.87	-85.39	-163.57	-132.01	-94.20	-178.72	-198.69
-11.25	-107.07	-142.02	-89.02	-170.73	-135.07	-102.77	-185.94	-198.46
-11.50	-111.38	-148.63	-92.65	-178.13	-138.10	-111.27	-192.08	-197.85
-11.75	-115.72	-155.05	-96.13	-185.42	-141.14	-119.60	-197.89	-198.63
-12.00	-120.57	-161.29	-100.11	-192.94	-144.71	-127.98	-204.32	-199.27
-12.00	-121.18	-161.01	-100.49	-193.18	-144.69	-128.15	-205.17	-198.23
-12.25	-126.18	-167.23	-104.42	-201.10	-148.04	-136.39	-210.57	-197.94
-12.50	-130.84	-173.56	-108.35	-208.00	-151.50	-144.43	-216.14	-198.36
-12.75	-135.61	-179.55	-112.48	-214.11	-155.11	-152.16	-221.53	-199.36
-13.00	-140.60	-185.52	-116.73	-220.13	-158.72	-160.00	-227.20	-199.82
-13.00	-141.08	-185.03	-117.20	-219.54	-158.88	-160.25	-227.58	-197.97
-13.25	-146.78	-190.89	-122.60	-224.89	-163.12	-167.91	-232.99	-198.43
-13.50	-151.87	-196.84	-127.37	-230.79	-167.08	-175.40	-238.15	-199.11
-13.75	-157.03	-202.43	-132.25	-236.27	-171.15	-182.54	-243.31	-199.92
-14.00	-162.62	-207.79	-137.35	-241.26	-175.45	-189.58	-248.46	-200.57
-14.00	-164.00	-207.34	-138.80	-240.69	-176.12	-189.48	-249.18	-199.51
-14.25	-170.10	-212.65	-144.45	-245.90	-180.86	-196.43	-254.32	-199.64



Autorità Portuale di Taranto

Interventi per il dragaggio di 2,3 M m³ di sedimenti in area Molo Polisettoriale e per la realizzazione di un primo lotto della cassa di colmanta funzionale all'ampliamento del V Sporgente del Porto di Taranto

Allegati alla relazione di calcolo strutturale allineamento "BC"

Data 05/2016
Rev. B
c.d.c.: C296A
514B

-14.50	-175.58	-218.13	-149.45	-251.27	-185.30	-203.27	-259.08	-200.88
-14.75	-181.26	-223.53	-154.55	-256.70	-189.97	-209.96	-264.08	-202.50
-15.00	-187.54	-228.49	-159.94	-261.69	-195.04	-216.38	-269.17	-203.19
-15.00	-188.35	-227.40	-160.62	-260.40	-195.55	-215.90	-269.42	-201.35
-15.25	-195.32	-231.83	-166.63	-265.23	-201.24	-221.69	-274.42	-200.70
-15.50	-201.61	-236.47	-171.89	-270.66	-206.56	-227.67	-279.22	-200.41
-15.75	-208.15	-239.72	-177.24	-275.48	-212.12	-232.35	-284.42	-201.22
-16.00	-215.60	-241.91	-183.12	-279.96	-218.44	-236.20	-289.83	-202.20
-16.00	-217.61	-240.62	-184.43	-279.44	-219.93	-235.28	-290.51	-201.51
-16.25	-225.68	-241.14	-190.92	-283.71	-226.79	-237.42	-295.85	-202.16
-16.50	-233.33	-241.82	-196.83	-288.34	-233.61	-239.75	-301.45	-203.67
-16.75	-240.89	-241.18	-202.87	-291.59	-240.37	-240.49	-306.87	-205.13
-17.00	-249.20	-239.23	-209.29	-294.63	-247.86	-239.74	-312.70	-206.24
-17.00	-250.41	-235.15	-210.18	-293.09	-248.90	-235.83	-313.15	-205.69
-17.25	-258.88	-233.29	-217.61	-296.59	-256.54	-234.86	-318.79	-214.55
-17.50	-266.48	-233.26	-223.99	-301.06	-263.56	-235.71	-324.24	-227.26
-17.75	-274.03	-233.80	-230.70	-304.78	-270.56	-237.17	-329.83	-242.17
-18.00	-281.74	-233.61	-238.21	-307.80	-277.71	-238.06	-335.41	-256.63
-18.00	-283.72	-231.97	-240.40	-306.83	-279.42	-236.64	-336.34	-258.29
-18.25	-291.57	-232.08	-248.85	-308.93	-286.72	-237.80	-342.03	-272.76
-18.50	-298.58	-233.61	-256.32	-311.90	-293.29	-240.21	-347.42	-285.38
-18.75	-305.43	-235.42	-264.58	-313.11	-299.75	-242.86	-352.42	-297.58
-19.00	-312.63	-236.74	-274.23	-312.95	-306.58	-245.09	-357.82	-310.20
-19.00	-313.39	-233.74	-275.76	-308.19	-307.27	-242.52	-358.23	-312.59
-19.25	-320.56	-235.42	-286.70	-301.44	-314.04	-245.03	-364.01	-325.34
-19.50	-326.97	-238.13	-296.73	-293.81	-320.15	-248.42	-369.21	-336.89
-19.75	-333.28	-241.10	-307.50	-285.55	-326.19	-252.03	-374.13	-348.31
-20.00	-339.77	-243.67	-319.61	-276.38	-332.44	-255.30	-378.95	-360.09
-20.00	-340.75	-242.70	-323.32	-273.12	-333.39	-254.45	-379.13	-361.04
-20.25	-347.19	-245.55	-334.74	-267.18	-339.58	-257.92	-383.92	-373.13
-20.50	-353.10	-249.41	-344.12	-264.31	-345.30	-262.26	-388.24	-384.15
-20.75	-358.94	-253.52	-353.02	-262.31	-350.98	-266.81	-392.56	-395.11
-21.00	-364.86	-257.54	-362.08	-259.70	-356.77	-271.26	-396.69	-406.44
-21.00	-365.24	-257.14	-363.14	-257.26	-357.15	-270.87	-396.56	-407.87
-21.25	-371.24	-261.46	-371.94	-255.95	-363.00	-275.56	-400.76	-419.57
-21.50	-376.80	-266.60	-379.53	-256.80	-368.44	-280.97	-405.00	-430.60
-21.75	-382.37	-272.00	-386.95	-258.39	-373.91	-286.61	-409.48	-441.82
-22.00	-388.04	-277.67	-394.54	-260.29	-379.52	-292.47	-414.77	-453.71
-22.00	-388.65	-277.07	-396.18	-258.39	-380.06	-291.93	-413.84	-455.42
-22.25	-394.87	-283.28	-404.09	-262.31	-386.25	-298.32	-417.53	-469.11
-22.50	-400.24	-289.13	-410.67	-265.68	-391.71	-304.36	-425.48	-480.95
-22.75	-406.52	-294.84	-418.04	-270.07	-398.24	-310.46	-443.76	-495.93
-23.00	-422.77	-304.42	-435.69	-278.81	-414.90	-320.26	-506.78	-521.63
-23.00	-350.60	-378.44	-354.76	-362.81	-348.74	-385.46	-421.50	-453.51
-23.25	-323.79	-441.13	-326.18	-432.79	-323.17	-443.37	-364.38	-461.37
-23.50	-328.60	-446.07	-331.67	-439.08	-327.84	-448.48	-365.98	-468.83
-23.75	-331.92	-452.50	-335.47	-446.37	-331.03	-454.93	-364.72	-476.51
-24.00	-335.11	-458.96	-338.97	-452.73	-334.13	-461.38	-364.37	-483.54
-24.00	-335.11	-458.96	-338.97	-452.73	-334.13	-461.38	-364.37	-483.54
-24.25	-338.08	-466.04	-342.09	-459.76	-337.05	-468.42	-364.55	-490.79

**Autorità Portuale di Taranto**

Interventi per il dragaggio di 2,3 M m³ di sedimenti in area Molo Polisettoriale e per la realizzazione di un primo lotto della cassa di colmata funzionale all'ampliamento del V Sporgente del Porto di Taranto

Allegati alla relazione di calcolo strutturale allineamento "BC"

Data 05/2016
Rev. B
c.d.c.: C296A
514B

-24.50	-340.91	-473.51	-344.98	-467.37	-339.86	-475.82	-365.08	-498.06
-24.75	-343.60	-481.32	-347.59	-475.45	-342.56	-483.55	-366.24	-505.08
-25.00	-346.02	-489.41	-349.84	-483.87	-345.02	-491.53	-367.54	-511.80
-25.00	-346.02	-489.41	-349.84	-483.87	-345.02	-491.54	-367.54	-511.80
-25.25	-348.13	-497.89	-351.69	-492.71	-347.22	-499.87	-369.11	-518.14
-25.50	-349.98	-506.82	-353.14	-502.08	-349.20	-508.62	-371.16	-523.83
-25.75	-346.48	-518.53	-348.92	-514.56	-345.96	-519.96	-366.35	-529.22
-26.00	-360.10	-383.26	-368.75	-363.43	-360.34	-388.24	-422.29	-368.07
-26.00	-649.12	-241.72	-669.69	-202.47	-646.95	-253.33	-736.39	-270.08
-26.25	-624.97	-276.71	-648.51	-237.44	-620.88	-288.70	-681.46	-331.65
-26.50	-627.07	-313.75	-652.41	-273.46	-621.94	-326.22	-678.23	-387.71
-26.75	-631.68	-342.66	-657.92	-302.29	-626.05	-355.25	-673.18	-431.27
-27.00	-638.93	-374.13	-666.24	-334.33	-632.77	-386.70	-673.50	-475.60
-27.00	-641.82	-379.63	-669.03	-340.55	-635.71	-392.02	-677.21	-483.82
-27.25	-644.24	-406.63	-671.15	-368.54	-638.05	-418.81	-670.04	-520.68
-27.50	-658.40	-429.77	-685.14	-392.65	-652.18	-441.72	-685.67	-551.05
-27.75	-665.99	-451.73	-692.14	-415.73	-659.85	-463.40	-687.26	-578.21
-28.00	-672.20	-475.18	-697.56	-440.78	-666.21	-486.43	-693.36	-605.28
-28.00	-671.29	-481.23	-696.25	-447.31	-665.40	-492.32	-692.15	-612.81
-28.25	-679.09	-503.08	-703.20	-470.75	-673.41	-513.75	-699.93	-637.02
-28.50	-685.54	-522.74	-708.77	-491.74	-680.06	-533.05	-706.05	-658.49
-28.75	-692.35	-541.79	-714.67	-512.15	-687.09	-551.73	-712.35	-678.49
-29.00	-699.31	-562.21	-720.47	-534.28	-694.34	-571.67	-718.38	-698.61
-29.00	-698.98	-564.73	-719.84	-537.22	-694.10	-574.06	-718.08	-700.71
-29.25	-705.95	-584.12	-725.66	-558.24	-701.36	-592.99	-725.66	-719.64
-29.50	-712.87	-601.45	-731.59	-576.88	-708.54	-609.96	-732.99	-736.51
-29.75	-719.72	-618.24	-737.44	-594.97	-715.64	-626.40	-739.58	-752.41
-30.00	-726.34	-635.98	-742.90	-614.25	-722.57	-643.70	-746.67	-768.44
-30.00	-725.22	-639.49	-741.17	-618.47	-721.62	-647.00	-745.97	-770.55
-30.25	-731.67	-656.20	-746.50	-636.60	-728.36	-663.32	-753.08	-785.56
-30.50	-738.65	-671.44	-752.53	-653.00	-735.59	-678.23	-760.91	-799.42
-30.75	-745.59	-686.16	-758.55	-668.84	-742.76	-692.65	-768.73	-812.57
-31.00	-752.10	-701.44	-763.98	-685.43	-749.55	-707.56	-776.27	-825.56
-31.00	-751.54	-702.79	-763.14	-687.08	-749.07	-708.82	-775.96	-826.21
-31.25	-757.79	-717.37	-768.38	-702.88	-755.59	-723.07	-783.33	-838.66
-31.50	-764.41	-730.61	-774.16	-717.08	-762.41	-736.04	-790.92	-850.22
-31.75	-771.07	-743.26	-780.03	-730.67	-769.28	-748.45	-798.69	-861.10
-32.00	-777.50	-756.07	-785.54	-744.54	-775.93	-760.97	-806.51	-871.65
-32.00	-776.35	-757.83	-783.91	-746.78	-774.92	-762.59	-806.14	-872.12
-32.25	-782.73	-769.74	-789.45	-759.63	-781.51	-774.25	-814.16	-881.93
-32.50	-789.20	-780.76	-795.22	-771.41	-788.16	-785.06	-821.94	-891.26
-32.75	-795.55	-791.24	-800.89	-782.61	-794.66	-795.34	-829.57	-900.02
-33.00	-801.52	-801.65	-806.08	-793.81	-800.82	-805.54	-837.06	-908.42
-33.00	-800.93	-802.06	-805.28	-794.39	-800.28	-805.90	-836.90	-908.38
-33.25	-807.13	-812.07	-810.73	-805.10	-806.65	-815.70	-844.77	-916.56
-33.50	-813.73	-821.53	-816.72	-815.12	-813.38	-825.00	-852.83	-924.61
-33.75	-820.14	-830.76	-822.54	-824.82	-819.91	-834.07	-860.60	-932.47
-34.00	-825.71	-839.91	-827.41	-834.47	-825.63	-843.05	-867.71	-940.26
-34.00	-824.07	-840.37	-825.39	-835.12	-824.08	-843.45	-867.19	-940.37
-34.25	-829.31	-849.71	-829.91	-844.85	-829.46	-852.64	-874.16	-948.78

**Autorità Portuale di Taranto**

Interventi per il dragaggio di 2,3 M m³ di sedimenti in area Molo Polisettoriale e per la realizzazione di un primo lotto della cassa di colmanta funzionale all'ampliamento del V Sporgente del Porto di Taranto

Allegati alla relazione di calcolo strutturale allineamento "BC"

Data 05/2016
Rev. B
c.d.c.: C296A
514B

-34.50	-835.33	-858.56	-835.33	-854.01	-835.58	-861.37	-880.97	-956.80
-34.75	-841.35	-867.38	-840.74	-863.15	-841.70	-870.07	-886.50	-964.90
-35.00	-846.84	-876.63	-845.46	-872.71	-847.32	-879.20	-891.59	-973.88
-35.00	-846.01	-877.17	-844.36	-873.32	-846.54	-879.74	-890.74	-974.76
-35.25	-849.53	-887.55	-846.95	-884.24	-850.20	-890.04	-893.97	-985.45
-35.50	-853.73	-898.08	-850.34	-895.25	-854.51	-900.51	-897.88	-996.44
-35.75	-858.56	-907.82	-854.41	-905.74	-859.43	-910.19	-902.33	-1006.62
-36.00	-858.51	-921.67	-853.14	-919.78	-859.55	-924.05	-902.33	-1022.39
-36.00	-851.35	-926.07	-845.00	-923.41	-852.55	-928.56	-895.74	-1029.67
-36.25	-853.54	-942.17	-845.76	-936.78	-854.86	-944.52	-896.73	-1049.29
-36.50	-837.46	-961.88	-827.47	-955.43	-838.99	-964.10	-878.55	-1072.45
-36.75	-796.19	-1003.79	-782.81	-1000.72	-797.94	-1005.91	-831.43	-1120.36
-37.00	-713.13	-1087.34	-693.55	-1078.71	-715.36	-1089.34	-739.13	-1223.30

**Autorità Portuale di Taranto**

Interventi per il dragaggio di 2,3 M m³ di sedimenti in area Molo Polisettoriale e per la realizzazione di un primo lotto della cassa di colmanta funzionale all'ampliamento del V Sporgente del Porto di Taranto

Allegati alla relazione di calcolo strutturale allineamento "BC"

Data 05/2016
Rev. B
c.d.c.: C296A
514B

6		7		8		11		12	
Mare [kPa]	Vasca [kPa]	Mare [kPa]	Vasca [kPa]	Mare [kPa]	Vasca [kPa]	Mare [kPa]	Vasca [kPa]	Mare [kPa]	Vasca [kPa]
0.00	0.00	0.00	0.00	0.00	0.00	0.00	0.00	0.00	0.00
0.00	0.00	0.00	0.00	0.00	0.00	0.00	0.00	0.00	0.00
0.00	0.00	0.00	0.00	0.00	0.00	0.00	0.00	0.00	0.00
0.00	0.00	0.00	0.00	0.00	0.00	0.00	0.00	0.00	0.00
0.00	0.00	0.00	0.00	0.00	0.00	0.00	0.00	0.00	0.00
0.00	0.00	0.00	0.00	0.00	0.00	0.00	0.00	0.00	0.00
0.00	0.00	0.00	0.00	0.00	0.00	0.00	0.00	0.00	0.00
0.00	0.00	0.00	0.00	0.00	0.00	0.00	0.00	0.00	0.00
0.00	0.00	0.00	0.00	0.00	0.00	0.00	0.00	0.00	0.00
0.00	0.00	0.00	0.00	0.00	0.00	0.00	0.00	0.00	0.00
-3.63	0.00	0.00	0.00	0.00	0.00	0.00	0.00	-20.25	0.00
-4.79	0.00	0.00	0.00	0.00	0.00	0.00	0.00	-21.34	0.00
-5.96	0.00	0.00	0.00	0.00	0.00	0.00	0.00	-22.44	0.00
-7.12	0.00	0.00	0.00	0.00	0.00	0.00	0.00	-23.53	0.00
-8.29	0.00	0.00	0.00	0.00	0.00	0.00	0.00	-24.62	0.00
-8.29	-15.70	0.00	-3.12	0.00	-5.50	0.00	-9.38	-24.62	-5.18
-10.03	-17.33	0.00	-4.24	0.00	-6.35	0.00	-12.69	-26.26	-12.18
-11.78	-18.07	0.00	-5.54	0.00	-7.80	0.00	-18.08	-27.89	-22.79
-13.52	-17.67	0.00	-6.71	0.00	-8.52	0.00	-18.55	-29.53	-28.08
-15.27	-17.61	0.00	-7.89	0.00	-9.41	0.00	-17.82	-31.17	-29.62
-15.27	-17.61	0.00	-7.89	0.00	-9.41	0.00	-17.82	-31.17	-29.62
-17.01	-17.97	0.00	-9.16	0.00	-10.83	0.00	-17.99	-32.80	-28.73
-18.76	-18.52	0.00	-10.42	0.00	-11.78	0.00	-17.99	-34.44	-27.66
-20.51	-19.20	0.00	-11.68	0.00	-12.61	0.00	-18.09	-36.08	-26.87
-22.25	-19.99	0.00	-12.96	0.00	-13.46	0.00	-18.35	-37.71	-26.41
-22.25	-19.99	0.00	-12.96	0.00	-13.46	0.00	-18.35	-37.71	-26.41
-24.57	-21.08	-2.50	-17.12	-2.50	-16.54	-2.50	-20.81	-39.90	-28.14
-26.90	-22.28	-5.00	-21.31	-5.00	-19.50	-5.00	-23.25	-42.09	-30.02
-29.22	-23.59	-7.50	-25.54	-7.50	-22.86	-7.50	-26.19	-44.28	-32.52
-31.54	-24.96	-10.00	-29.76	-10.00	-26.18	-10.00	-29.17	-46.46	-35.14
-31.54	-24.96	-10.00	-29.76	-10.00	-26.18	-10.00	-29.17	-46.46	-35.14
-34.10	-26.44	-12.75	-34.35	-12.75	-29.73	-12.75	-32.38	-48.87	-38.02
-36.65	-27.92	-15.50	-38.85	-15.50	-33.00	-15.50	-35.37	-51.28	-40.72
-39.21	-29.48	-18.25	-43.37	-18.25	-36.21	-18.25	-38.31	-53.68	-43.42
-41.76	-31.11	-21.00	-47.91	-21.00	-39.42	-21.00	-41.24	-56.09	-46.14
-41.76	-31.11	-21.00	-47.91	-21.00	-39.42	-21.00	-41.24	-56.09	-46.14
-43.85	-32.51	-23.25	-49.35	-23.25	-42.09	-23.25	-43.68	-58.06	-48.44
-45.94	-33.93	-25.50	-50.80	-25.50	-44.77	-25.50	-46.12	-60.03	-50.75
-48.03	-35.40	-27.75	-52.31	-27.75	-47.57	-27.75	-48.70	-61.99	-53.20
-50.12	-36.82	-30.00	-53.78	-30.00	-50.49	-30.00	-51.41	-63.96	-55.80
-50.12	-36.82	-30.00	-53.78	-30.00	-50.49	-30.00	-51.41	-63.96	-55.80
-52.44	-39.86	-32.50	-56.87	-32.50	-53.77	-32.50	-54.48	-66.15	-58.77
-54.77	-42.79	-35.00	-59.86	-35.00	-57.13	-35.00	-57.70	-68.34	-61.90
-57.09	-45.62	-37.50	-62.77	-37.50	-60.49	-37.50	-60.97	-70.53	-65.08
-59.41	-48.42	-40.00	-65.63	-40.00	-63.83	-40.00	-64.20	-72.71	-68.24
-59.41	-48.42	-40.00	-65.63	-40.00	-63.83	-40.00	-64.20	-72.71	-68.24
-61.73	-51.20	-42.50	-68.45	-42.50	-67.04	-42.50	-67.31	-74.90	-71.29
-64.06	-53.99	-45.00	-71.24	-45.00	-70.14	-45.00	-70.30	-77.09	-74.22
-66.38	-56.93	-47.50	-74.09	-47.50	-73.00	-47.50	-73.03	-79.28	-76.91



Autorità Portuale di Taranto
 Interventi per il dragaggio di 2,3 M m³ di sedimenti in area Molo Polisettoriale e per la realizzazione di un primo lotto della cassa di colmata funzionale all'ampliamento del V Sporgente del Porto di Taranto

Allegati alla relazione di calcolo strutturale allineamento "BC"

Data 05/2016
 Rev. B
 c.d.c.: C296A
 514B

-68.70	-59.91	-50.00	-76.98	-50.00	-75.96	-50.00	-75.87	-81.46	-79.72
-68.70	-59.91	-50.00	-76.98	-50.00	-75.96	-50.00	-75.87	-81.46	-79.72
-71.02	-62.91	-52.50	-79.83	-52.50	-78.75	-52.50	-78.51	-83.65	-82.33
-73.35	-65.97	-55.00	-82.70	-55.00	-81.49	-55.00	-81.11	-85.84	-84.91
-75.67	-69.16	-57.50	-85.57	-57.50	-84.21	-57.50	-83.67	-88.03	-87.46
-77.99	-72.47	-60.00	-88.46	-60.00	-86.90	-60.00	-86.20	-90.21	-89.99
-77.99	-72.47	-60.00	-88.46	-60.00	-86.90	-60.00	-86.20	-90.21	-89.99
-80.31	-75.81	-62.50	-91.39	-62.50	-89.58	-62.50	-88.75	-92.40	-92.56
-82.64	-79.11	-65.00	-94.33	-65.00	-92.29	-65.00	-91.37	-94.59	-95.19
-84.96	-82.36	-67.50	-97.40	-67.50	-94.93	-67.50	-93.90	-96.78	-97.75
-87.28	-85.55	-70.00	-100.48	-70.00	-97.41	-70.00	-96.29	-98.96	-100.18
-87.28	-85.55	-70.00	-100.48	-70.00	-97.41	-70.00	-96.29	-98.96	-100.18
-89.60	-88.64	-72.50	-103.79	-72.50	-99.80	-72.50	-98.53	-101.15	-102.48
-91.93	-91.65	-75.00	-107.10	-75.00	-103.35	-75.00	-101.98	-103.34	-105.99
-94.25	-94.95	-77.50	-110.54	-77.50	-107.99	-77.50	-106.56	-105.53	-110.63
-96.57	-98.22	-80.00	-114.04	-80.00	-113.00	-80.00	-111.59	-107.71	-115.72
-96.57	-98.22	-80.00	-114.04	-80.00	-113.00	-80.00	-111.59	-107.71	-115.72
-98.89	-101.65	-82.50	-116.88	-82.50	-116.68	-82.50	-115.33	-109.90	-119.53
-101.22	-100.90	-85.00	-115.89	-85.00	-116.78	-85.00	-115.53	-112.09	-119.74
-103.54	-99.35	-87.50	-114.32	-87.50	-118.07	-87.50	-117.05	-114.28	-120.99
-105.86	-160.56	-90.00	-144.71	-90.00	-148.38	-90.00	-145.59	-116.46	-168.50
-46.46	-271.05	-137.47	-207.93	-143.42	-224.39	-146.15	-217.69	-61.38	-259.49
-62.76	-264.25	-131.75	-194.05	-137.65	-216.38	-141.21	-211.16	-79.84	-241.80
-71.67	-259.12	-131.26	-192.71	-136.25	-217.93	-139.32	-213.20	-88.56	-242.46
-81.32	-254.88	-138.22	-192.97	-142.37	-217.31	-144.89	-213.01	-97.54	-240.84
-92.74	-251.87	-145.59	-188.75	-149.29	-214.84	-151.47	-211.01	-108.12	-238.81
-98.49	-249.17	-149.39	-184.66	-153.09	-210.57	-155.26	-206.82	-112.50	-235.57
-109.46	-250.49	-155.66	-181.64	-158.43	-206.69	-160.05	-203.55	-120.49	-234.74
-118.49	-246.98	-162.66	-180.67	-165.49	-205.68	-167.10	-203.13	-128.60	-234.67
-128.50	-247.34	-169.82	-181.96	-172.15	-207.08	-173.44	-205.05	-136.01	-237.34
-139.92	-245.17	-177.63	-181.73	-179.71	-206.76	-180.77	-205.34	-144.54	-237.75
-141.55	-242.33	-178.65	-179.32	-180.67	-204.56	-181.69	-203.33	-145.77	-236.01
-150.64	-240.58	-186.05	-178.77	-187.79	-203.97	-188.79	-203.34	-153.87	-236.61
-157.73	-236.70	-192.77	-178.39	-194.65	-203.56	-195.02	-203.41	-160.46	-236.10
-164.60	-235.07	-199.02	-179.05	-201.88	-204.15	-202.69	-204.52	-167.69	-237.02
-172.38	-233.20	-205.48	-179.29	-208.60	-204.27	-209.53	-205.25	-174.33	-237.65
-173.99	-231.80	-206.48	-178.02	-209.80	-202.93	-210.75	-204.06	-175.49	-236.58
-181.08	-229.30	-212.70	-177.14	-216.61	-201.83	-217.64	-203.60	-182.10	-236.18
-187.85	-227.12	-218.58	-177.35	-223.04	-201.91	-224.05	-204.16	-188.19	-236.21
-194.50	-225.77	-224.25	-178.04	-229.10	-202.50	-230.24	-205.22	-194.15	-236.85
-201.66	-223.81	-230.25	-178.06	-235.54	-202.32	-236.94	-205.63	-200.65	-236.89
-202.40	-221.19	-230.68	-175.88	-236.03	-199.99	-237.48	-203.59	-201.19	-234.91
-209.48	-219.68	-236.37	-175.90	-242.11	-199.64	-243.83	-203.90	-207.51	-235.25
-215.90	-218.12	-241.77	-176.50	-247.94	-199.99	-249.86	-204.66	-213.38	-235.37
-222.29	-216.80	-247.13	-177.36	-253.81	-200.68	-255.97	-205.80	-219.30	-235.96
-228.94	-215.18	-252.49	-178.03	-259.71	-201.13	-262.12	-206.82	-225.47	-236.48
-230.46	-213.69	-253.32	-176.90	-260.78	-199.93	-263.33	-205.77	-226.68	-235.39
-237.12	-211.80	-258.63	-177.18	-266.60	-199.77	-269.44	-206.24	-232.81	-235.48
-243.12	-211.09	-263.52	-178.67	-271.94	-200.88	-274.99	-207.78	-238.36	-236.36
-249.31	-210.86	-268.63	-180.52	-277.55	-202.31	-280.84	-209.68	-244.14	-237.62
-255.80	-209.51	-273.86	-181.46	-283.38	-202.88	-287.01	-210.81	-250.34	-238.03
-256.39	-206.80	-274.13	-179.75	-283.74	-201.03	-287.43	-209.33	-250.82	-236.35

**Autorità Portuale di Taranto**

Interventi per il dragaggio di 2,3 M m³ di sedimenti in area Molo Polisettoriale e per la realizzazione di un primo lotto della cassa di colmanta funzionale all'ampliamento del V Sporgente del Porto di Taranto

Allegati alla relazione di calcolo strutturale allineamento "BC"

Data 05/2016
Rev. B
c.d.c.: C296A
514B

-262.83	-204.48	-279.18	-180.06	-289.29	-201.28	-293.25	-210.36	-256.78	-236.97
-268.78	-202.45	-284.00	-180.82	-294.57	-201.76	-298.81	-211.33	-262.40	-237.12
-275.07	-201.57	-289.14	-182.03	-300.10	-202.74	-304.65	-212.85	-268.22	-237.88
-281.72	-200.59	-294.44	-182.79	-305.77	-203.18	-310.63	-213.99	-274.34	-238.19
-282.94	-199.48	-295.01	-181.60	-306.44	-201.97	-311.40	-212.99	-275.28	-237.05
-289.54	-198.32	-300.18	-181.40	-311.96	-201.20	-317.25	-213.02	-281.33	-236.39
-296.14	-198.28	-305.54	-182.40	-317.46	-201.84	-322.97	-214.20	-287.16	-236.71
-302.53	-198.23	-310.71	-183.97	-322.86	-202.30	-328.66	-215.18	-292.96	-236.77
-309.43	-197.78	-316.23	-184.34	-328.60	-202.00	-334.77	-215.59	-299.28	-236.24
-310.13	-196.81	-316.60	-181.76	-328.98	-199.62	-335.21	-213.67	-299.81	-233.99
-316.86	-204.54	-321.89	-181.47	-334.43	-200.36	-341.03	-215.28	-305.91	-234.85
-323.15	-216.54	-327.05	-182.34	-339.71	-201.74	-346.63	-217.28	-311.67	-236.00
-329.51	-230.56	-332.31	-184.40	-345.13	-202.66	-352.43	-218.76	-317.59	-236.56
-335.94	-243.78	-337.57	-190.61	-350.53	-203.81	-358.28	-220.75	-323.72	-237.51
-337.28	-245.16	-338.30	-192.14	-351.22	-203.03	-359.15	-220.21	-324.79	-236.75
-343.81	-258.18	-343.62	-208.61	-356.67	-202.96	-365.04	-221.16	-330.99	-236.76
-349.85	-269.62	-348.75	-228.80	-361.91	-203.28	-370.68	-222.12	-336.81	-236.67
-355.46	-280.65	-353.51	-248.77	-366.90	-204.69	-376.21	-224.27	-342.52	-237.87
-361.49	-292.09	-358.59	-268.53	-372.19	-204.65	-382.15	-225.09	-348.74	-237.55
-362.03	-293.91	-358.90	-274.28	-372.48	-202.61	-382.55	-223.57	-349.26	-235.51
-368.47	-305.37	-364.23	-293.82	-377.82	-203.81	-388.47	-225.70	-355.53	-236.58
-374.14	-315.82	-369.25	-310.28	-383.08	-205.11	-394.25	-227.67	-361.50	-237.42
-379.50	-326.20	-374.36	-326.18	-388.23	-209.32	-400.07	-232.66	-367.50	-241.45
-384.77	-336.98	-379.45	-342.67	-393.75	-217.24	-406.35	-240.47	-374.08	-247.99
-385.09	-337.77	-379.74	-344.68	-394.45	-220.04	-407.34	-242.85	-375.34	-250.09
-390.33	-348.81	-384.82	-361.43	-399.80	-239.83	-413.45	-261.59	-381.80	-267.38
-394.98	-358.98	-389.11	-375.81	-405.11	-265.08	-419.47	-286.47	-388.03	-291.66
-399.57	-369.15	-393.51	-389.86	-410.49	-293.23	-425.69	-315.69	-394.41	-320.36
-403.96	-379.75	-397.71	-404.44	-416.26	-321.81	-432.46	-344.95	-401.48	-348.82
-403.90	-381.25	-397.58	-406.95	-416.70	-331.82	-433.10	-355.60	-402.27	-358.83
-408.40	-392.23	-401.89	-421.82	-422.95	-361.46	-440.29	-386.04	-409.78	-387.75
-412.84	-402.67	-406.26	-435.23	-428.93	-385.32	-446.98	-410.97	-416.68	-411.58
-417.51	-413.33	-410.81	-448.62	-436.02	-408.25	-455.25	-435.00	-424.88	-434.41
-422.94	-424.79	-416.35	-462.64	-444.77	-432.89	-467.34	-460.66	-436.87	-458.60
-422.19	-426.40	-415.45	-465.51	-446.95	-442.16	-470.23	-470.56	-439.77	-467.72
-425.99	-439.49	-418.94	-481.16	-452.48	-468.28	-470.67	-498.32	-440.94	-493.15
-433.79	-450.82	-426.92	-494.51	-461.48	-488.78	-480.15	-520.43	-452.66	-513.47
-451.80	-464.81	-446.81	-510.84	-495.05	-510.53	-529.27	-543.99	-498.53	-534.93
-513.85	-490.47	-518.94	-538.21	-662.81	-549.73	-811.65	-584.35	-760.91	-572.92
-421.96	-441.10	-431.45	-458.58	-537.56	-460.42	-657.58	-474.81	-621.23	-472.49
-364.21	-457.26	-369.19	-463.07	-422.20	-480.72	-509.13	-485.69	-495.96	-485.39
-366.04	-464.44	-369.95	-470.89	-420.18	-488.64	-498.87	-493.21	-484.79	-492.97
-365.01	-472.05	-367.71	-478.81	-412.20	-497.61	-482.47	-501.81	-468.75	-501.53
-364.80	-479.08	-366.57	-485.96	-406.36	-505.68	-471.91	-509.88	-458.61	-509.58
-364.80	-479.08	-366.57	-485.96	-406.37	-505.68	-471.91	-509.88	-458.61	-509.58
-365.06	-486.38	-366.12	-493.28	-401.91	-513.57	-461.57	-517.83	-448.78	-517.52
-365.64	-493.74	-366.13	-500.58	-398.32	-521.45	-452.71	-525.66	-440.44	-525.36
-366.77	-500.91	-366.90	-507.59	-396.06	-528.85	-445.66	-532.88	-433.90	-532.61
-368.00	-507.82	-367.89	-514.25	-394.28	-535.71	-439.16	-539.44	-427.92	-539.24
-368.00	-507.83	-367.89	-514.25	-394.28	-535.71	-439.16	-539.44	-427.92	-539.24
-369.44	-514.44	-369.24	-520.50	-393.17	-541.99	-433.20	-545.23	-422.53	-545.14
-371.29	-520.52	-371.14	-526.05	-393.18	-547.52	-428.28	-550.45	-418.19	-550.56

**Autorità Portuale di Taranto**

Interventi per il dragaggio di 2,3 M m³ di sedimenti in area Molo Polisettoriale e per la realizzazione di un primo lotto della cassa di colmata funzionale all'ampliamento del V Sporgente del Porto di Taranto

Allegati alla relazione di calcolo strutturale allineamento "BC"

Data 05/2016
 Rev. B
 c.d.c.: C296A
 514B



-366.17	-526.68	-366.24	-531.09	-384.78	-553.08	-411.65	-555.78	-402.88	-556.28
-416.80	-361.58	-419.61	-375.11	-442.43	-380.81	-474.27	-390.92	-418.95	-399.86
-730.14	-252.29	-729.33	-286.08	-755.72	-275.94	-795.80	-294.25	-706.19	-297.12
-679.79	-313.99	-674.06	-349.16	-683.96	-301.65	-683.66	-318.88	-630.57	-301.58
-679.10	-368.58	-671.24	-407.19	-685.60	-372.89	-675.34	-385.15	-640.15	-355.56
-675.38	-411.20	-666.31	-451.83	-680.51	-435.52	-675.26	-451.20	-651.18	-411.26
-677.07	-454.97	-666.43	-496.66	-682.37	-493.91	-678.71	-512.41	-666.36	-461.93
-680.66	-463.33	-669.85	-504.74	-685.23	-504.74	-683.69	-529.68	-673.40	-477.14
-674.11	-499.97	-662.02	-541.78	-676.61	-553.21	-685.28	-585.38	-683.15	-525.23
-690.08	-530.18	-676.93	-572.25	-691.80	-589.79	-700.23	-627.84	-703.34	-561.53
-691.83	-557.38	-678.11	-599.26	-690.39	-622.36	-704.79	-665.03	-711.92	-594.03
-698.04	-584.77	-683.78	-625.84	-697.89	-652.65	-715.49	-700.29	-726.45	-625.76
-696.77	-592.37	-682.41	-633.22	-696.66	-662.72	-718.18	-713.32	-730.07	-636.96
-704.49	-616.96	-690.00	-656.83	-703.68	-687.39	-727.43	-745.54	-741.89	-666.96
-710.52	-638.72	-696.14	-677.80	-711.97	-709.57	-737.62	-772.24	-753.52	-691.56
-716.68	-659.09	-702.58	-697.20	-719.29	-730.31	-746.05	-796.17	-762.80	-714.31
-722.49	-679.78	-708.82	-716.49	-725.25	-750.26	-753.17	-818.77	-770.33	-736.49
-722.09	-682.05	-708.58	-718.36	-724.61	-752.24	-752.90	-821.09	-770.02	-738.98
-729.39	-701.53	-716.44	-736.45	-733.26	-771.47	-762.28	-842.24	-779.40	-760.27
-736.48	-718.85	-724.05	-752.63	-741.74	-788.54	-771.47	-860.01	-788.28	-778.23
-742.82	-735.22	-730.96	-767.82	-748.37	-804.33	-779.63	-876.31	-795.90	-795.17
-749.59	-751.84	-738.44	-782.96	-755.80	-819.76	-787.65	-891.41	-803.04	-811.43
-748.67	-754.27	-737.96	-784.61	-755.33	-820.90	-787.20	-891.45	-801.91	-812.34
-755.44	-769.83	-745.47	-798.78	-763.21	-835.27	-796.52	-902.82	-810.09	-824.96
-763.00	-784.16	-753.66	-811.96	-771.19	-848.59	-804.49	-914.01	-816.99	-837.44
-770.54	-797.75	-761.83	-824.41	-779.15	-860.99	-812.65	-924.62	-823.97	-849.45
-777.73	-811.29	-769.80	-836.58	-787.00	-872.75	-821.03	-933.87	-830.75	-860.46
-777.31	-812.08	-769.60	-837.01	-786.77	-872.90	-821.02	-933.48	-830.30	-860.60
-784.34	-825.03	-777.37	-848.69	-794.40	-884.19	-829.54	-943.23	-837.26	-872.25
-791.67	-836.99	-785.30	-859.62	-802.09	-894.79	-837.81	-952.83	-844.19	-883.49
-799.19	-848.25	-793.41	-869.89	-810.14	-904.63	-846.55	-961.68	-851.55	-894.02
-806.70	-859.25	-801.61	-879.74	-818.34	-913.81	-855.36	-969.55	-858.67	-903.88
-806.12	-859.93	-801.43	-879.84	-817.95	-913.32	-855.04	-967.97	-857.44	-903.39
-813.84	-870.14	-809.80	-889.01	-825.75	-921.85	-863.01	-975.42	-863.87	-912.73
-821.38	-879.80	-817.87	-897.82	-833.79	-930.16	-871.61	-982.98	-871.11	-921.94
-828.80	-888.87	-825.78	-906.07	-841.74	-937.92	-880.10	-990.05	-878.26	-930.62
-836.00	-897.62	-833.59	-913.89	-849.52	-945.12	-888.37	-996.47	-884.94	-938.92
-835.74	-897.64	-833.49	-913.69	-849.37	-944.70	-888.21	-995.68	-884.40	-938.61
-843.35	-906.13	-841.57	-921.32	-857.37	-951.86	-896.28	-1002.18	-890.97	-946.89
-851.20	-914.43	-849.78	-928.94	-865.46	-959.19	-904.37	-1009.18	-897.83	-955.34
-858.78	-922.52	-857.65	-936.38	-873.20	-966.43	-912.37	-1016.25	-904.64	-963.80
-865.65	-930.54	-864.96	-943.67	-880.63	-973.59	-920.45	-1023.24	-911.38	-972.38
-864.95	-930.69	-864.48	-943.52	-880.42	-973.36	-920.01	-1022.58	-910.33	-972.50
-871.69	-939.26	-871.60	-951.45	-887.40	-981.51	-927.46	-1030.77	-916.56	-982.16
-878.29	-947.42	-878.82	-959.09	-895.41	-989.38	-936.02	-1038.76	-924.13	-991.39
-883.61	-955.66	-884.95	-966.82	-903.14	-997.50	-944.53	-1047.22	-931.65	-1001.01
-888.44	-964.72	-890.17	-975.33	-910.29	-1006.79	-952.65	-1056.92	-938.69	-1012.09
-887.47	-965.55	-889.46	-976.07	-909.36	-1007.81	-951.66	-1057.92	-937.50	-1013.42
-890.40	-976.25	-892.84	-986.26	-915.55	-1019.28	-959.97	-1070.09	-944.82	-1026.88
-894.07	-987.24	-896.88	-996.83	-921.67	-1031.12	-966.63	-1082.66	-950.72	-1040.50
-898.35	-997.41	-901.53	-1006.58	-931.68	-1042.23	-979.54	-1094.34	-962.71	-1053.29
-897.94	-1013.00	-901.73	-1021.77	-935.95	-1059.55	-978.47	-1112.58	-961.09	-1072.68



Autorità Portuale di Taranto

Interventi per il dragaggio di 2,3 M m³ di sedimenti in area Molo Polisettoriale e per la realizzazione di un primo lotto della cassa di colmanta funzionale all'ampliamento del V Sporgente del Porto di Taranto

Allegati alla relazione di calcolo strutturale allineamento "BC"

Data 05/2016
Rev. B
c.d.c.: C296A
514B

-890.90	-1019.89	-895.19	-1028.63	-931.96	-1068.12	-971.50	-1121.23	-954.19	-1082.04
-891.73	-1039.21	-896.61	-1047.52	-949.18	-1091.04	-1000.92	-1145.73	-982.64	-1107.99
-873.18	-1062.20	-879.00	-1069.85	-939.30	-1117.95	-1006.33	-1174.30	-987.01	-1138.11
-825.84	-1110.06	-832.84	-1116.57	-888.62	-1172.25	-971.54	-1233.47	-951.65	-1198.32
-733.11	-1211.49	-742.15	-1216.83	-769.66	-1286.81	-874.07	-1354.78	-854.12	-1321.64

**Autorità Portuale di Taranto**

Interventi per il dragaggio di 2,3 M m³ di sedimenti in area Molo Polisettoriale e per la realizzazione di un primo lotto della cassa di colmata funzionale all'ampliamento del V Sporgente del Porto di Taranto

Allegati alla relazione di calcolo strutturale allineamento "BC"

Data 05/2016
Rev. B
c.d.c.: C296A
514B

13		14		15	
Mare [kPa]	Vasca [kPa]	Mare [kPa]	Vasca [kPa]	Mare [kPa]	Vasca [kPa]
0.00	0.00	0.00	0.00	0.00	0.00
0.00	0.00	0.00	0.00	0.00	0.00
0.00	0.00	0.00	0.00	0.00	0.00
0.00	0.00	0.00	0.00	0.00	0.00
0.00	0.00	0.00	0.00	0.00	0.00
0.00	0.00	0.00	0.00	0.00	0.00
0.00	0.00	0.00	0.00	0.00	0.00
0.00	0.00	0.00	0.00	0.00	0.00
0.00	0.00	0.00	0.00	0.00	0.00
0.00	0.00	0.00	0.00	0.00	0.00
0.00	0.00	0.00	0.00	0.00	0.00
0.00	0.00	0.00	0.00	0.00	0.00
0.00	0.00	0.00	0.00	0.00	0.00
0.00	0.00	0.00	0.00	0.00	0.00
0.00	0.00	0.00	0.00	0.00	0.00
0.00	0.00	0.00	0.00	0.00	0.00
0.00	0.00	0.00	0.00	0.00	0.00
0.00	0.00	0.00	0.00	0.00	0.00
0.00	0.00	0.00	0.00	0.00	0.00
0.00	-0.26	0.00	-1.23	0.00	-4.00
0.00	-5.28	0.00	-17.92	0.00	-12.58
0.00	-6.58	0.00	-19.55	0.00	-13.11
0.00	-7.00	0.00	-19.34	0.00	-11.78
0.00	-7.00	0.00	-19.34	0.00	-11.78
0.00	-7.93	0.00	-20.03	0.00	-11.56
0.00	-8.55	0.00	-20.58	0.00	-11.22
0.00	-9.16	0.00	-21.20	0.00	-11.01
0.00	-9.84	0.00	-21.96	0.00	-11.00
0.00	-9.84	0.00	-21.96	0.00	-11.00
-2.50	-15.24	-2.50	-25.01	-2.50	-13.06
-5.00	-20.54	-5.00	-27.98	-5.00	-15.13
-7.50	-26.27	-7.50	-31.39	-7.50	-17.85
-10.00	-31.98	-10.00	-34.78	-10.00	-20.75
-10.00	-31.98	-10.00	-34.78	-10.00	-20.75
-12.75	-38.15	-12.75	-38.40	-12.75	-23.96
-15.50	-44.07	-15.50	-41.75	-15.50	-27.12
-18.25	-49.90	-18.25	-45.01	-18.25	-30.33
-21.00	-55.69	-21.00	-48.23	-21.00	-33.50
-21.00	-55.69	-21.00	-48.23	-21.00	-33.50
-23.25	-60.46	-23.25	-50.90	-23.25	-36.09
-25.50	-65.21	-25.50	-53.55	-25.50	-38.63
-27.75	-70.14	-27.75	-56.31	-27.75	-41.21
-30.00	-75.26	-30.00	-59.19	-30.00	-43.86
-30.00	-75.26	-30.00	-59.19	-30.00	-43.86
-32.50	-78.57	-32.50	-62.41	-32.50	-46.95
-35.00	-81.99	-35.00	-65.75	-35.00	-50.21
-37.50	-85.40	-37.50	-69.12	-37.50	-53.55
-40.00	-88.82	-40.00	-72.42	-40.00	-56.89
-40.00	-88.82	-40.00	-72.42	-40.00	-56.89
-42.50	-92.17	-42.50	-75.58	-42.50	-60.17
-45.00	-95.38	-45.00	-78.58	-45.00	-63.36
-47.50	-98.31	-47.50	-81.32	-47.50	-66.26



Autorità Portuale di Taranto
Interventi per il dragaggio di 2,3 M m³ di sedimenti in area Molo Polisettoriale e per la realizzazione di un primo lotto della cassa di colmanta funzionale all'ampliamento del V Sporgente del Porto di Taranto

Allegati alla relazione di calcolo strutturale allineamento "BC"

Data 05/2016
Rev. B
c.d.c.: C296A
514B

-50.00	-101.34	-50.00	-84.13	-50.00	-69.33
-50.00	-101.34	-50.00	-84.13	-50.00	-69.33
-52.50	-104.19	-52.50	-86.72	-52.50	-72.27
-55.00	-107.09	-55.00	-89.24	-55.00	-75.13
-57.50	-109.99	-57.50	-91.69	-57.50	-78.01
-60.00	-112.84	-60.00	-94.10	-60.00	-80.88
-60.00	-112.84	-60.00	-94.10	-60.00	-80.88
-62.50	-115.70	-62.50	-96.49	-62.50	-83.72
-65.00	-118.59	-65.00	-98.91	-65.00	-86.56
-67.50	-121.37	-67.50	-101.22	-67.50	-89.22
-70.00	-124.04	-70.00	-103.35	-70.00	-91.64
-70.00	-124.04	-70.00	-103.35	-70.00	-91.64
-72.50	-126.46	-72.50	-105.29	-72.50	-93.23
-75.00	-129.97	-75.00	-108.39	-75.00	-96.46
-77.50	-134.71	-77.50	-112.55	-77.50	-101.17
-80.00	-139.99	-80.00	-117.09	-80.00	-106.43
-80.00	-139.99	-80.00	-117.09	-80.00	-106.43
-82.50	-143.92	-82.50	-120.23	-82.50	-110.70
-85.00	-144.18	-85.00	-119.68	-85.00	-111.66
-87.50	-145.92	-87.50	-120.08	-87.50	-114.19
-90.00	-169.39	-90.00	-155.14	-90.00	-137.70
-147.55	-203.75	-148.14	-233.16	-83.71	-202.20
-143.01	-194.71	-143.13	-223.98	-97.73	-197.39
-141.06	-194.84	-140.72	-224.74	-104.75	-199.48
-146.21	-194.94	-144.94	-223.03	-113.70	-199.93
-152.62	-193.67	-150.65	-219.56	-124.00	-198.13
-156.41	-188.89	-154.13	-215.92	-128.34	-193.83
-160.89	-185.67	-157.80	-212.59	-135.88	-190.60
-167.99	-185.88	-164.50	-211.63	-144.10	-190.63
-174.12	-187.67	-169.89	-213.34	-151.45	-192.44
-181.33	-187.38	-176.40	-213.37	-159.81	-192.59
-182.22	-185.61	-177.16	-211.82	-160.95	-190.34
-189.27	-185.15	-183.47	-212.06	-168.89	-190.29
-195.22	-185.17	-188.76	-211.99	-175.38	-190.51
-202.93	-186.15	-195.95	-213.27	-182.74	-191.58
-209.82	-186.75	-202.16	-214.49	-189.42	-192.02
-211.01	-185.51	-203.08	-213.48	-190.57	-190.73
-217.90	-185.04	-209.54	-213.95	-197.32	-190.16
-224.28	-185.78	-215.43	-215.23	-203.54	-190.69
-230.55	-186.95	-221.24	-217.38	-209.60	-191.62
-237.39	-187.42	-227.56	-218.55	-216.13	-191.70
-237.97	-185.39	-228.02	-216.84	-216.67	-189.46
-244.50	-185.72	-234.04	-217.61	-223.00	-189.53
-250.69	-186.69	-239.75	-218.56	-228.90	-190.21
-256.92	-187.93	-245.44	-219.82	-234.83	-191.18
-263.16	-188.94	-251.07	-220.99	-240.88	-191.80
-264.44	-187.87	-251.95	-220.02	-242.06	-190.63
-270.65	-188.28	-257.58	-220.63	-248.11	-190.81
-276.26	-189.81	-262.66	-222.17	-253.57	-192.15
-282.21	-191.57	-268.05	-224.14	-259.28	-193.78
-288.51	-192.53	-273.68	-225.23	-265.31	-194.51
-288.95	-190.88	-273.98	-223.83	-265.74	-192.71

**Autorità Portuale di Taranto**

Interventi per il dragaggio di 2,3 M m³ di sedimenti in area Molo Polisettoriale e per la realizzazione di un primo lotto della cassa di colmanta funzionale all'ampliamento del V Sporgente del Porto di Taranto

Allegati alla relazione di calcolo strutturale allineamento "BC"

Data 05/2016
 Rev. B
 c.d.c.: C296A
 514B

-294.85	-191.64	-279.27	-224.91	-271.51	-193.36
-300.51	-192.59	-284.41	-225.89	-276.98	-194.13
-306.43	-194.00	-289.78	-227.42	-282.65	-195.34
-312.50	-194.91	-295.23	-228.52	-288.51	-195.95
-313.31	-193.81	-295.77	-227.50	-289.31	-194.77
-319.25	-193.60	-301.12	-227.40	-295.10	-194.41
-325.03	-194.66	-306.40	-228.42	-300.71	-195.28
-330.80	-195.57	-311.64	-229.31	-306.28	-195.97
-336.99	-195.80	-317.20	-229.57	-312.25	-195.81
-337.44	-193.71	-317.50	-227.54	-312.70	-193.57
-343.32	-195.03	-322.78	-228.81	-318.45	-194.71
-348.97	-196.90	-327.92	-230.50	-323.92	-196.33
-354.83	-198.21	-333.26	-231.48	-329.54	-197.46
-360.74	-199.70	-338.60	-232.60	-335.25	-198.86
-361.63	-198.92	-339.17	-231.74	-336.14	-198.13
-367.57	-199.43	-344.54	-231.70	-341.94	-198.56
-373.24	-200.22	-349.72	-231.91	-347.41	-199.16
-378.81	-202.48	-354.81	-233.56	-352.75	-200.85
-384.79	-204.10	-360.23	-234.42	-358.48	-201.05
-385.20	-203.16	-360.50	-233.24	-358.89	-199.08
-391.13	-205.49	-365.88	-234.43	-364.68	-200.60
-396.90	-207.15	-371.19	-234.69	-370.23	-202.24
-402.74	-210.04	-376.58	-235.99	-375.78	-206.59
-409.00	-213.69	-382.34	-237.01	-381.80	-213.84
-409.98	-213.82	-383.15	-236.29	-382.82	-216.22
-416.08	-221.89	-388.80	-239.46	-388.71	-234.18
-422.11	-230.54	-394.35	-243.38	-394.44	-258.36
-428.32	-242.57	-400.16	-249.65	-400.27	-286.48
-435.06	-258.62	-406.50	-257.39	-406.66	-315.10
-435.68	-268.05	-406.89	-261.88	-407.31	-325.37
-442.84	-302.41	-413.83	-282.93	-414.12	-354.75
-449.37	-328.93	-419.55	-302.33	-420.36	-378.23
-457.71	-355.54	-428.70	-324.11	-427.85	-400.86
-470.09	-385.68	-441.40	-350.12	-439.04	-425.41
-473.38	-398.13	-445.86	-361.30	-441.61	-434.85
-472.70	-430.47	-444.60	-386.64	-441.59	-460.02
-480.98	-454.59	-452.13	-401.97	-452.54	-479.59
-531.07	-479.07	-495.00	-418.92	-497.38	-499.74
-830.61	-522.39	-794.36	-451.33	-755.11	-537.91
-674.21	-439.47	-662.59	-392.44	-615.29	-454.54
-528.95	-470.91	-593.27	-449.38	-494.83	-478.37
-516.36	-477.87	-565.71	-455.85	-483.13	-485.80
-497.45	-486.63	-536.41	-465.28	-466.70	-494.59
-485.27	-494.81	-518.62	-474.33	-456.17	-502.99
-485.27	-494.81	-518.62	-474.33	-456.17	-502.99
-473.27	-503.45	-502.27	-483.96	-445.90	-511.42
-462.87	-512.16	-488.31	-493.89	-437.09	-519.83
-454.40	-520.54	-476.82	-503.84	-430.05	-527.77
-446.53	-528.50	-466.04	-513.69	-423.55	-535.20
-446.53	-528.51	-466.04	-513.69	-423.55	-535.20
-439.17	-535.79	-455.59	-523.64	-417.56	-542.04
-432.81	-542.94	-446.19	-534.66	-412.58	-548.58

**Autorità Portuale di Taranto**

Interventi per il dragaggio di 2,3 M m³ di sedimenti in area Molo Polisettoriale e per la realizzazione di un primo lotto della cassa di colmanta funzionale all'ampliamento del V Sporgente del Porto di Taranto

Allegati alla relazione di calcolo strutturale allineamento "BC"

Data 05/2016
 Rev. B
 c.d.c.: C296A
 514B

-414.41	-551.38	-423.86	-548.42	-397.03	-555.76
-471.07	-389.70	-474.11	-398.66	-367.38	-410.01
-783.68	-295.32	-777.61	-315.07	-613.21	-314.94
-663.12	-324.86	-632.19	-349.82	-557.51	-314.94
-650.47	-370.39	-606.43	-391.39	-569.34	-367.93
-650.06	-422.64	-610.76	-418.31	-581.84	-423.08
-652.14	-488.37	-611.34	-454.46	-597.83	-473.22
-657.04	-510.26	-615.56	-468.21	-604.87	-487.83
-659.82	-575.38	-624.88	-533.72	-618.22	-534.33
-674.69	-625.25	-637.21	-583.62	-639.50	-569.54
-679.21	-668.57	-647.81	-629.89	-650.52	-600.71
-688.50	-709.73	-658.83	-677.10	-667.11	-630.74
-690.00	-725.30	-660.76	-696.97	-671.23	-641.22
-696.16	-761.81	-673.30	-740.84	-686.11	-668.96
-702.12	-791.39	-684.12	-775.03	-699.02	-691.76
-706.61	-817.35	-694.87	-805.30	-709.58	-712.72
-709.91	-841.38	-706.57	-833.94	-718.35	-732.83
-709.11	-844.02	-707.61	-838.36	-718.45	-734.79
-715.76	-866.20	-718.57	-865.90	-728.94	-753.92
-723.26	-884.44	-729.57	-887.55	-738.75	-770.17
-730.50	-900.73	-740.09	-907.02	-747.63	-785.42
-737.82	-915.66	-751.71	-925.66	-756.52	-799.78
-737.24	-915.37	-754.06	-928.33	-756.15	-799.81
-746.25	-928.02	-762.68	-945.50	-765.37	-811.01
-754.33	-939.18	-770.84	-960.05	-773.54	-822.01
-762.75	-949.19	-779.34	-973.36	-781.69	-832.51
-771.68	-955.42	-787.77	-985.33	-789.64	-841.53
-771.84	-953.28	-787.91	-985.54	-789.50	-841.33
-781.00	-960.28	-796.83	-997.17	-797.85	-851.48
-789.96	-968.22	-805.92	-1007.53	-805.82	-861.51
-799.44	-975.34	-814.83	-1017.18	-814.37	-870.92
-809.21	-981.11	-822.63	-1025.51	-822.45	-879.49
-809.48	-978.07	-822.54	-1024.11	-821.82	-878.36
-818.50	-983.54	-832.87	-1031.78	-829.32	-886.59
-827.98	-989.55	-840.02	-1039.30	-837.31	-894.89
-837.38	-995.07	-847.50	-1046.52	-845.27	-902.72
-846.79	-999.60	-855.96	-1052.76	-853.00	-909.98
-846.95	-998.26	-856.34	-1051.53	-852.80	-909.41
-856.07	-1002.99	-865.77	-1057.82	-860.35	-916.73
-865.04	-1008.60	-874.84	-1064.87	-867.99	-924.42
-873.93	-1014.31	-882.38	-1072.25	-875.55	-932.11
-883.07	-1019.70	-889.76	-1079.17	-883.28	-939.76
-883.16	-1018.18	-889.25	-1077.69	-882.94	-939.35
-891.62	-1024.92	-896.98	-1086.03	-890.24	-948.10
-901.02	-1031.76	-906.16	-1094.28	-898.67	-956.61
-910.33	-1039.08	-915.18	-1103.27	-907.05	-965.48
-919.45	-1047.49	-923.44	-1113.43	-915.33	-975.57
-918.76	-1048.14	-922.04	-1114.29	-914.72	-976.55
-928.04	-1059.10	-929.61	-1125.63	-923.51	-988.91
-935.55	-1070.74	-934.60	-1139.09	-930.72	-1001.61
-949.05	-1081.55	-947.26	-1151.20	-943.70	-1013.66
-949.36	-1098.71	-943.82	-1170.30	-944.47	-1031.81

**Autorità Portuale di Taranto**

Interventi per il dragaggio di 2,3 M m³ di sedimenti in area Molo Polisettoriale e per la realizzazione di un primo lotto della cassa di colmanta funzionale all'ampliamento del V Sporgente del Porto di Taranto

Allegati alla relazione di calcolo strutturale allineamento "BC"

Data 05/2016
Rev. B
c.d.c.: C296A
514B

-943.30	-1106.83	-936.14	-1177.94	-940.20	-1040.25
-973.30	-1130.63	-968.53	-1210.49	-971.10	-1064.26
-979.25	-1158.68	-970.36	-1251.74	-978.34	-1092.67
-945.81	-1216.84	-925.96	-1337.00	-948.15	-1148.85
-850.90	-1336.73	-805.32	-1504.64	-860.43	-1266.09



Autorità Portuale di Taranto

Interventi per il dragaggio di 2,3 M m³ di sedimenti in area Molo Polisettoriale e per la realizzazione di un primo lotto della cassa di colmata funzionale all'ampliamento del V Sporgente del Porto di Taranto

Allegati alla relazione di calcolo strutturale allineamento "BC"

Data 05/2016
Rev. B
c.d.c.: C296A
514B

1.4.3 Riepilogo sollecitazioni



Autorità Portuale di Taranto

Interventi per il dragaggio di 2,3 M m³ di sedimenti in area Molo Polisettoriale e per la realizzazione di un primo lotto della cassa di colmanta funzionale all'ampliamento del V Sporgente del Porto di Taranto

Allegati alla relazione di calcolo strutturale allineamento "BC"

Data 05/2016
Rev. B
c.d.c.: C296A
514B

FASE	2	2	2	3	3	3	4	4
Y	N	Q	M	N	Q	M	N	Q
[m]	[kN/m]	[kN/m]	[kNm/m]	[kN/m]	[kN/m]	[kNm/m]	[kN/m]	[kN/m]
3.50	0.00	0.00	0.00	0.00	0.00	0.00	0.00	0.00
3.23	0.00	0.00	0.00	0.00	0.00	0.00	0.00	0.00
2.95	0.00	0.00	0.00	0.00	0.00	0.00	0.00	0.00
2.68	0.00	0.00	0.00	0.00	0.00	0.00	0.00	0.00
2.40	0.00	0.00	0.00	0.00	0.00	0.00	0.00	0.00
2.40	0.00	0.00	0.00	0.00	0.00	0.00	0.00	0.00
2.30	0.00	0.00	0.00	0.00	0.00	0.00	0.00	0.00
2.20	0.00	0.00	0.00	0.00	0.00	0.00	0.00	0.00
2.10	0.00	0.00	0.00	0.00	0.00	0.00	0.00	0.00
2.00	0.00	0.00	0.00	0.00	0.00	0.00	0.00	0.00
2.00	0.00	0.00	0.00	0.00	0.00	0.00	0.00	0.00
1.88	0.00	0.00	0.00	0.00	-0.53	-0.03	0.00	0.00
1.75	0.00	0.00	0.00	0.00	-1.21	-0.14	0.00	0.00
1.63	0.00	0.00	0.00	0.00	-2.03	-0.34	0.00	0.00
1.50	0.00	0.00	0.00	0.00	-3.00	-0.65	0.00	0.00
1.50	0.00	0.00	0.00	0.00	-3.00	-0.65	0.00	0.00
1.31	0.00	0.00	0.00	0.00	-4.72	-1.37	0.00	0.00
1.13	0.00	0.00	0.00	0.00	-6.76	-2.44	0.00	0.00
0.94	0.00	0.00	0.00	0.00	-9.14	-3.93	0.00	0.00
0.75	0.00	0.00	0.00	0.00	-11.83	-5.89	0.00	0.00
0.75	0.00	0.00	0.00	0.00	-11.83	-5.89	0.00	0.00
0.56	0.00	0.00	0.00	0.00	-14.85	-8.39	0.00	0.00
0.38	0.00	0.00	0.00	0.00	-18.20	-11.48	0.00	0.00
0.19	0.00	0.00	0.00	0.00	-21.88	-15.23	0.00	0.00
0.00	0.00	0.00	0.00	0.00	-25.87	-19.70	0.00	0.00
0.00	0.00	0.00	0.00	0.00	-25.88	-19.70	0.00	0.00
-0.25	0.00	-0.31	-0.03	0.00	-31.71	-26.89	0.00	0.00
-0.50	0.00	-1.25	-0.21	0.00	-38.14	-35.61	0.00	0.00
-0.75	0.00	-2.81	-0.70	0.00	-45.14	-46.01	0.00	0.00
-1.00	0.00	-5.00	-1.67	0.00	-52.72	-58.23	0.00	0.00
-1.00	0.00	-5.00	-1.67	0.00	-52.73	-58.23	0.00	0.00
-1.28	0.00	-8.13	-3.45	0.00	-61.74	-73.95	0.00	0.00
-1.55	0.00	-12.01	-6.21	0.00	-71.47	-92.25	0.00	-0.01
-1.83	0.00	-16.65	-10.13	0.00	-81.90	-113.33	0.00	-0.03
-2.10	0.00	-22.05	-15.44	0.00	-93.04	-137.36	0.00	-0.06
-2.10	0.00	-22.05	-15.44	0.00	-93.04	-137.36	0.00	-0.06
-2.33	0.00	-27.03	-20.95	0.00	-102.68	-159.37	0.00	-0.34
-2.55	0.00	-32.51	-27.64	0.00	-112.78	-183.60	0.00	-1.15
-2.78	0.00	-38.50	-35.62	0.00	-123.36	-210.16	0.00	-2.48
-3.00	0.00	-45.00	-45.00	0.00	-134.39	-239.15	0.00	-4.33
-3.00	0.00	-45.00	-45.00	0.00	-134.40	-239.15	0.00	-4.33
-3.25	0.00	-52.50	-57.18	0.00	-146.89	-274.30	0.00	-6.69
-3.50	0.00	-60.00	-71.25	0.00	-159.36	-312.59	0.00	-9.07
-3.75	0.00	-67.50	-87.19	0.00	-171.77	-353.99	0.00	-11.46
-4.00	0.00	-75.00	-105.00	0.00	-184.14	-398.47	0.00	-13.87
-4.00	0.00	-75.00	-105.00	0.00	-184.14	-398.47	0.00	-13.87
-4.25	0.00	-82.50	-124.68	0.00	-196.46	-446.04	0.00	-16.30
-4.50	0.00	-90.00	-146.25	0.00	-208.75	-496.70	0.00	-18.75
-4.75	0.00	-97.50	-169.69	0.00	-220.99	-550.43	0.00	-21.21
-5.00	0.00	-105.00	-195.00	0.00	-233.18	-607.19	0.00	-23.70



Autorità Portuale di Taranto

Interventi per il dragaggio di 2,3 M m³ di sedimenti in area Molo Polisettoriale e per la realizzazione di un primo lotto della cassa di colmata funzionale all'ampliamento del V Sporgente del Porto di Taranto

Allegati alla relazione di calcolo strutturale allineamento "BC"

Data 05/2016
Rev. B
c.d.c.: C296A
514B

-5.00	0.00	-105.00	-195.00	0.00	-233.18	-607.19	0.00	-23.70
-5.25	0.00	-112.50	-222.18	0.00	-245.32	-666.99	0.00	-26.20
-5.50	0.00	-120.00	-251.25	0.00	-257.43	-729.85	0.00	-28.72
-5.75	0.00	-127.50	-282.19	0.00	-269.49	-795.73	0.00	-31.25
-6.00	0.00	-135.00	-315.00	0.00	-281.50	-864.59	0.00	-33.80
-6.00	0.00	-135.00	-315.00	0.00	-281.51	-864.59	0.00	-33.81
-6.25	0.00	-142.50	-349.68	0.00	-293.48	-936.45	0.00	-36.38
-6.50	0.00	-150.00	-386.25	0.00	-305.41	-1011.33	0.00	-38.97
-6.75	0.00	-157.50	-424.70	0.00	-317.29	-1089.19	0.00	-41.57
-7.00	0.00	-165.00	-465.00	0.00	-329.13	-1169.97	0.00	-44.20
-7.00	0.00	-165.00	-465.00	0.00	-329.13	-1169.97	0.00	-44.20
-7.25	0.00	-172.50	-507.18	0.00	-340.92	-1253.71	0.00	-46.84
-7.50	0.00	-180.00	-551.25	0.00	-352.67	-1340.43	0.00	-49.50
-7.75	0.00	-187.50	-597.20	0.00	-364.38	-1430.08	0.00	-52.18
-8.00	0.00	-195.00	-645.00	0.00	-376.04	-1522.61	0.00	-54.87
-8.00	0.00	-195.00	-645.00	0.00	-376.04	-1522.61	0.00	-54.87
-8.25	0.00	-202.50	-694.68	0.00	-387.66	-1618.06	0.00	-57.58
-8.50	0.00	-210.00	-746.25	0.00	-399.23	-1716.44	0.00	-60.32
-8.75	0.00	-217.50	-799.70	0.00	-410.76	-1817.71	0.00	-63.06
-9.00	0.00	-225.00	-855.00	0.00	-422.24	-1921.82	0.00	-65.83
-9.00	-0.02	-224.95	-855.00	0.18	-422.47	-1921.82	-0.08	-65.66
-9.25	0.48	-226.13	-911.42	0.82	-419.30	-2027.02	0.59	-77.65
-9.50	1.02	-225.83	-967.93	1.54	-415.61	-2131.43	1.14	-89.76
-9.75	1.60	-224.65	-1024.28	2.39	-411.05	-2234.80	1.61	-101.94
-10.00	2.20	-223.15	-1080.24	3.47	-405.30	-2336.85	2.05	-114.11
-10.00	2.17	-222.69	-1080.24	3.53	-404.99	-2336.85	1.95	-113.67
-10.25	2.94	-220.20	-1135.60	4.96	-397.62	-2437.18	2.35	-124.55
-10.50	3.69	-216.95	-1190.27	6.59	-389.25	-2535.58	2.69	-134.15
-10.75	4.45	-212.92	-1244.04	8.43	-379.87	-2631.76	2.97	-142.48
-11.00	5.24	-208.06	-1296.67	10.48	-369.48	-2725.43	3.24	-149.52
-11.00	5.23	-208.02	-1296.67	10.48	-369.43	-2725.43	3.23	-149.49
-11.25	6.07	-202.68	-1348.01	12.61	-358.19	-2816.38	3.52	-155.38
-11.50	6.87	-196.62	-1397.95	14.90	-346.11	-2904.46	3.74	-160.02
-11.75	7.62	-189.87	-1446.28	17.35	-333.19	-2989.41	3.88	-163.42
-12.00	8.31	-182.45	-1492.83	19.95	-319.43	-3070.98	3.96	-165.58
-12.00	8.30	-182.51	-1492.83	19.86	-319.49	-3070.98	3.96	-165.69
-12.25	9.05	-174.58	-1537.47	22.64	-305.09	-3149.05	4.07	-166.82
-12.50	9.72	-166.04	-1580.06	25.31	-289.98	-3223.47	4.09	-166.86
-12.75	10.30	-156.93	-1620.46	27.86	-274.23	-3294.02	4.04	-165.85
-13.00	10.80	-147.29	-1658.49	30.29	-257.89	-3360.53	3.89	-163.81
-13.00	10.80	-147.27	-1658.49	30.31	-257.80	-3360.53	3.89	-163.81
-13.25	11.33	-137.14	-1694.04	32.90	-240.92	-3422.87	3.77	-160.79
-13.50	11.74	-126.53	-1727.01	35.41	-223.47	-3480.94	3.54	-156.86
-13.75	12.06	-115.47	-1757.28	37.84	-205.47	-3534.59	3.22	-152.04
-14.00	12.26	-103.99	-1784.71	40.18	-186.98	-3583.64	2.81	-146.34
-14.00	12.25	-104.00	-1784.71	40.17	-186.98	-3583.64	2.81	-146.37
-14.25	12.44	-92.21	-1809.24	42.62	-168.07	-3628.02	2.37	-139.92
-14.50	12.51	-80.07	-1830.79	44.96	-148.70	-3667.64	1.83	-132.73
-14.75	12.45	-67.61	-1849.26	47.19	-128.87	-3702.35	1.17	-124.83
-15.00	12.26	-54.85	-1864.57	49.30	-108.60	-3732.03	0.42	-116.24
-15.00	12.26	-54.92	-1864.57	49.29	-108.59	-3732.03	0.42	-116.30
-15.25	12.00	-41.94	-1876.68	51.43	-87.97	-3756.61	-0.41	-107.12
-15.50	11.61	-28.90	-1885.53	53.41	-66.93	-3775.98	-1.35	-97.50

**Autorità Portuale di Taranto**

Interventi per il dragaggio di 2,3 M m³ di sedimenti in area Molo Polisettoriale e per la realizzazione di un primo lotto della cassa di colmata funzionale all'ampliamento del V Sporgente del Porto di Taranto

Allegati alla relazione di calcolo strutturale allineamento "BC"

Data 05/2016
Rev. B
c.d.c.: C296A
514B



-15.75	11.11	-15.90	-1891.13	55.23	-45.55	-3790.05	-2.38	-87.54
-16.00	10.50	-3.05	-1893.49	56.86	-23.85	-3798.73	-3.50	-77.32
-16.00	10.51	-3.21	-1893.49	56.85	-23.91	-3798.73	-3.49	-77.49
-16.25	9.88	9.22	-1892.73	58.48	-1.96	-3801.97	-4.65	-67.28
-16.50	9.18	20.80	-1888.95	59.89	20.12	-3799.70	-5.85	-57.50
-16.75	8.43	31.47	-1882.40	61.08	42.24	-3791.90	-7.07	-48.26
-17.00	7.62	41.16	-1873.30	62.05	64.30	-3778.58	-8.32	-39.63
-17.00	7.63	41.21	-1873.30	62.05	64.38	-3778.58	-8.31	-39.60
-17.25	6.85	49.85	-1861.90	62.91	86.42	-3759.74	-9.55	-31.80
-17.50	6.04	57.60	-1848.45	63.50	108.49	-3735.37	-10.77	-24.63
-17.75	5.22	64.49	-1833.17	63.81	130.52	-3705.49	-12.00	-18.06
-18.00	4.36	70.56	-1816.27	63.84	152.43	-3670.12	-13.21	-12.06
-18.00	4.37	70.64	-1816.27	63.85	152.38	-3670.12	-13.21	-11.98
-18.25	3.51	76.08	-1797.92	63.71	174.01	-3629.33	-14.44	-6.37
-18.50	2.64	80.93	-1778.28	63.33	195.21	-3583.15	-15.67	-1.10
-18.75	1.74	85.24	-1757.49	62.72	215.81	-3531.75	-16.89	3.84
-19.00	0.82	89.02	-1735.71	61.88	235.66	-3475.31	-18.12	8.47
-19.00	0.83	89.07	-1735.71	61.93	235.35	-3475.31	-18.12	8.51
-19.25	-0.07	92.43	-1713.02	61.00	254.06	-3414.10	-19.33	12.92
-19.50	-0.97	95.49	-1689.52	60.03	270.26	-3348.49	-20.53	17.20
-19.75	-1.88	98.26	-1665.29	59.02	283.89	-3279.15	-21.72	21.37
-20.00	-2.78	100.76	-1640.41	57.99	294.84	-3206.77	-22.90	25.43
-20.00	-2.78	100.79	-1640.41	57.99	294.99	-3206.77	-22.90	25.46
-20.25	-3.66	103.12	-1614.92	56.99	303.64	-3131.92	-24.06	29.50
-20.50	-4.53	105.39	-1588.85	55.97	310.62	-3055.09	-25.19	33.60
-20.75	-5.38	107.59	-1562.22	54.95	316.00	-2976.71	-26.30	37.76
-21.00	-6.22	109.75	-1535.06	53.94	319.86	-2897.21	-27.39	41.99
-21.00	-6.21	109.79	-1535.06	53.95	320.00	-2897.21	-27.39	42.02
-21.25	-7.02	112.02	-1507.34	52.96	322.69	-2816.88	-28.44	46.42
-21.50	-7.79	114.37	-1479.04	52.02	324.47	-2735.94	-29.46	51.02
-21.75	-8.53	116.86	-1450.13	51.12	325.39	-2654.68	-30.44	55.84
-22.00	-9.23	119.51	-1420.60	50.26	325.49	-2573.32	-31.39	60.88
-22.00	-9.23	119.43	-1420.60	50.26	325.47	-2573.32	-31.39	60.80
-22.25	-9.87	122.37	-1390.38	49.49	325.12	-2492.00	-32.28	66.20
-22.50	-10.47	125.38	-1359.40	48.79	324.28	-2410.80	-33.13	71.71
-22.75	-11.03	128.38	-1327.68	48.17	322.97	-2329.86	-33.93	77.27
-23.00	-11.53	131.33	-1295.22	47.62	321.20	-2249.35	-34.68	82.81
-23.00	-12.03	124.36	-1295.22	47.26	313.56	-2249.35	-35.26	76.20
-23.25	-10.17	153.53	-1260.49	48.53	339.98	-2167.68	-33.22	106.06
-23.50	-8.47	182.96	-1218.43	49.62	366.81	-2079.33	-31.34	136.24
-23.75	-6.89	212.79	-1168.96	50.57	394.17	-1984.19	-29.59	166.88
-24.00	-5.43	243.18	-1111.99	51.41	422.19	-1882.19	-27.97	198.12
-24.00	-5.42	243.34	-1111.99	51.43	422.31	-1882.19	-27.96	198.27
-24.25	-4.04	274.71	-1047.28	52.26	451.09	-1773.07	-26.41	230.50
-24.50	-2.73	307.30	-974.53	53.03	481.12	-1656.54	-24.94	263.94
-24.75	-1.49	341.11	-893.49	53.75	512.43	-1532.34	-23.53	298.57
-25.00	-0.32	376.15	-803.87	54.42	545.03	-1400.22	-22.20	334.41
-25.00	-0.33	376.49	-803.87	54.41	545.42	-1400.22	-22.22	334.74
-25.25	0.78	412.65	-705.30	55.04	579.27	-1259.71	-20.94	371.68
-25.50	1.76	451.19	-597.35	55.55	615.74	-1110.37	-19.80	410.89
-25.75	2.60	492.51	-479.42	55.93	655.29	-951.51	-18.79	452.77
-26.00	3.19	523.21	-350.83	55.83	682.97	-782.42	-17.94	484.08
-26.00	3.28	537.03	-350.83	56.16	698.37	-782.42	-17.94	497.72



Autorità Portuale di Taranto

Interventi per il dragaggio di 2,3 M m³ di sedimenti in area Molo Polisettoriale e per la realizzazione di un primo lotto della cassa di colmata funzionale all'ampliamento del V Sporgente del Porto di Taranto

Allegati alla relazione di calcolo strutturale allineamento "BC"

Data 05/2016
Rev. B
c.d.c.: C296A
514B

-26.25	3.95	467.80	-227.11	55.63	619.48	-619.77	-16.78	430.18
-26.50	4.36	418.05	-116.45	55.08	561.26	-472.24	-15.96	382.19
-26.75	4.52	373.40	-17.61	54.25	507.88	-338.67	-15.41	339.51
-27.00	4.49	333.32	70.62	53.22	458.90	-217.94	-15.05	301.53
-27.00	4.51	331.29	70.62	53.24	456.91	-217.94	-15.02	299.47
-27.25	4.68	293.60	148.69	52.43	410.54	-109.56	-14.45	263.86
-27.50	4.90	257.67	217.56	51.67	366.12	-12.52	-13.84	229.98
-27.75	5.19	223.82	277.73	50.96	324.02	73.73	-13.16	198.16
-28.00	5.55	192.37	329.68	50.34	284.59	149.72	-12.40	168.69
-28.00	5.55	192.59	329.68	50.34	284.84	149.72	-12.40	168.90
-28.25	5.94	163.51	374.14	49.74	248.15	216.28	-11.63	141.72
-28.50	6.38	136.53	411.61	49.20	213.89	274.00	-10.78	116.54
-28.75	6.90	111.59	442.59	48.72	182.04	323.45	-9.88	93.34
-29.00	7.47	88.67	467.57	48.30	152.58	365.22	-8.91	72.06
-29.00	7.46	88.60	467.57	48.29	152.50	365.22	-8.91	71.99
-29.25	8.07	67.37	487.03	47.90	125.10	399.87	-7.91	52.30
-29.50	8.70	47.81	501.40	47.52	99.73	427.94	-6.88	34.20
-29.75	9.35	29.90	511.08	47.16	76.37	449.92	-5.83	17.66
-30.00	10.02	13.64	516.49	46.81	55.02	466.30	-4.75	2.68
-30.00	10.01	13.55	516.49	46.80	54.92	466.30	-4.76	2.59
-30.25	10.68	-1.20	518.00	46.44	35.43	477.55	-3.69	-10.98
-30.50	11.32	-14.62	516.00	46.05	17.60	484.15	-2.63	-23.30
-30.75	11.95	-26.72	510.80	45.63	1.41	486.49	-1.58	-34.38
-31.00	12.54	-37.52	502.74	45.17	-13.16	484.99	-0.57	-44.23
-31.00	12.53	-37.57	502.74	45.16	-13.22	484.99	-0.58	-44.28
-31.25	13.07	-47.17	492.13	44.64	-26.28	480.03	0.39	-53.01
-31.50	13.55	-55.70	479.25	44.04	-38.00	471.96	1.30	-60.74
-31.75	13.95	-63.19	464.36	43.35	-48.40	461.13	2.14	-67.51
-32.00	14.28	-69.68	447.74	42.58	-57.53	447.87	2.91	-73.34
-32.00	14.28	-69.74	447.74	42.57	-57.61	447.87	2.90	-73.39
-32.25	14.51	-75.43	429.58	41.69	-65.68	432.44	3.58	-78.48
-32.50	14.63	-80.41	410.08	40.68	-72.82	415.11	4.16	-82.91
-32.75	14.65	-84.70	389.42	39.55	-79.04	396.10	4.64	-86.71
-33.00	14.57	-88.31	367.79	38.30	-84.37	375.66	5.03	-89.88
-33.00	14.56	-88.35	367.79	38.30	-84.42	375.66	5.03	-89.92
-33.25	14.37	-91.46	345.31	36.91	-89.05	353.97	5.31	-92.64
-33.50	14.06	-94.16	322.09	35.39	-93.07	331.19	5.48	-94.98
-33.75	13.64	-96.43	298.26	33.74	-96.51	307.47	5.56	-96.95
-34.00	13.11	-98.29	273.91	31.96	-99.36	282.98	5.53	-98.55
-34.00	13.11	-98.32	273.91	31.95	-99.40	282.98	5.52	-98.57
-34.25	12.45	-99.60	249.17	30.02	-101.55	257.86	5.38	-99.64
-34.50	11.69	-100.51	224.14	27.95	-103.18	232.25	5.15	-100.36
-34.75	10.83	-101.04	198.94	25.75	-104.30	206.30	4.82	-100.74
-35.00	9.86	-101.19	173.65	23.42	-104.89	180.14	4.40	-100.78
-35.00	9.87	-101.20	173.65	23.43	-104.88	180.14	4.42	-100.78
-35.25	8.79	-100.66	148.41	20.95	-104.68	153.93	3.90	-100.16
-35.50	7.64	-99.33	123.39	18.36	-103.45	127.89	3.32	-98.78
-35.75	6.43	-97.30	98.79	15.68	-101.25	102.27	2.70	-96.72
-36.00	5.17	-94.63	74.79	12.91	-98.16	77.34	2.06	-94.05
-36.00	5.31	-91.35	74.79	13.06	-94.53	77.34	2.20	-90.79
-36.25	3.83	-89.03	52.18	9.99	-92.16	53.94	1.35	-88.48
-36.50	2.46	-80.59	30.75	7.00	-83.48	31.74	0.63	-80.11
-36.75	1.26	-63.46	12.60	4.13	-65.58	12.95	0.11	-63.11
-37.00	0.29	-35.05	0.00	1.45	-35.57	0.00	-0.15	-34.89



Autorità Portuale di Taranto

Interventi per il dragaggio di 2,3 M m³ di sedimenti in area Molo Polisettoriale e per la realizzazione di un primo lotto della cassa di colmanta funzionale all'ampliamento del V Sporgente del Porto di Taranto

Allegati alla relazione di calcolo strutturale allineamento "BC"

Data 05/2016
Rev. B
c.d.c.: C296A
514B



Autorità Portuale di Taranto

Interventi per il dragaggio di 2,3 M m³ di sedimenti in area Molo Polisettoriale e per la realizzazione di un primo lotto della cassa di colmata funzionale all'ampliamento del V Sporgente del Porto di Taranto

Allegati alla relazione di calcolo strutturale allineamento "BC"

Data 05/2016
Rev. B
c.d.c.: C296A
514B

4	5	5	5	6	6	6	7	7	7
M	N	Q	M	N	Q	M	N	Q	M
[kNm/m]	[kN/m]	[kN/m]	[kNm/m]	[kN/m]	[kN/m]	[kNm/m]	[kN/m]	[kN/m]	[kNm/m]
0.00	0.00	0.00	0.00	0.00	0.00	0.00	0.00	0.00	0.00
0.00	0.00	0.00	0.00	0.00	0.00	0.00	0.00	0.00	0.00
0.00	0.00	0.00	0.00	0.00	0.00	0.00	0.00	0.00	0.00
0.00	0.00	0.00	0.00	0.00	0.00	0.00	0.00	0.00	0.00
0.00	0.00	0.00	0.00	0.00	0.00	0.00	0.00	0.00	0.00
0.00	0.00	0.00	0.00	0.00	0.00	0.00	0.00	0.00	0.00
0.00	0.00	0.00	0.00	0.00	0.00	0.00	0.00	0.00	0.00
0.00	0.00	0.00	0.00	0.00	0.00	0.00	0.00	0.00	0.00
0.00	0.00	0.00	0.00	0.00	0.00	0.00	0.00	0.00	0.00
0.00	0.00	0.00	0.00	0.00	0.00	0.00	0.00	0.00	0.00
0.00	0.00	0.00	0.00	0.00	-0.53	-0.03	0.00	0.00	0.00
0.00	0.00	0.00	0.00	0.00	-1.21	-0.14	0.00	0.00	0.00
0.00	0.00	0.00	0.00	0.00	-2.03	-0.34	0.00	0.00	0.00
0.00	0.00	0.00	0.00	0.00	-3.00	-0.65	0.00	0.00	0.00
0.00	0.00	0.00	0.00	-0.01	-3.07	-0.65	0.00	0.01	0.00
0.00	-0.24	1.46	0.13	0.49	-1.57	-1.09	-0.11	0.69	0.06
0.00	-0.51	3.17	0.56	1.01	-0.32	-1.26	-0.26	1.60	0.27
0.00	-0.83	5.12	1.34	1.54	0.64	-1.23	-0.44	2.75	0.68
0.00	-1.18	7.30	2.50	2.07	1.26	-1.04	-0.66	4.12	1.32
0.00	-1.18	7.30	2.50	2.06	1.27	-1.04	-0.66	4.12	1.32
0.00	-1.57	9.70	4.09	2.58	1.56	-0.77	-0.91	5.71	2.23
0.00	-1.99	12.35	6.15	3.03	1.63	-0.47	-1.21	7.55	3.47
0.00	-2.45	15.23	8.74	3.43	1.50	-0.17	-1.54	9.62	5.08
0.00	-2.95	18.36	11.88	3.78	1.16	0.08	-1.91	11.93	7.10
0.00	-2.96	18.36	11.88	3.78	1.18	0.08	-1.91	11.93	7.10
0.00	-3.68	22.58	17.00	4.15	0.45	0.29	-2.46	15.38	10.50
0.00	-4.47	26.59	23.15	4.42	-0.55	0.28	-3.07	19.24	14.82
0.00	-5.33	30.39	30.28	4.61	-1.81	-0.01	-3.76	23.54	20.16
0.00	-6.25	33.99	38.33	4.69	-3.34	-0.65	-4.51	28.26	26.63
0.00	-6.25	33.99	38.33	4.70	-3.33	-0.65	-4.51	28.26	26.63
0.00	-7.34	37.71	48.19	4.69	-5.29	-1.83	-5.42	33.95	35.17
0.00	-8.51	41.17	59.05	4.57	-7.54	-3.58	-6.40	40.12	45.34
-0.01	-9.76	44.36	70.82	4.35	-10.07	-6.00	-7.46	46.77	57.28
-0.02	-11.08	47.28	83.42	4.03	-12.89	-9.15	-8.60	53.90	71.11
-0.02	-11.09	47.29	83.42	4.03	-12.88	-9.15	-8.60	53.91	71.11
-0.05	-12.23	49.50	94.31	3.68	-15.37	-12.32	-9.59	59.84	83.91
-0.21	-13.43	51.56	105.69	3.27	-18.00	-16.08	-10.63	65.60	98.03
-0.61	-14.69	53.47	117.51	2.78	-20.77	-20.44	-11.73	71.19	113.42
-1.37	-16.00	55.24	129.74	2.22	-23.68	-25.44	-12.89	76.59	130.05
-1.37	-16.00	55.22	129.74	2.22	-23.70	-25.44	-12.89	76.59	130.05
-2.74	-17.50	57.18	143.78	1.53	-26.91	-31.76	-14.22	82.59	149.94
-4.71	-19.02	59.27	158.34	0.81	-29.98	-38.88	-15.57	88.71	171.35
-7.28	-20.56	61.48	173.44	0.05	-32.91	-46.74	-16.94	94.94	194.31
-10.44	-22.12	63.80	189.09	-0.75	-35.70	-55.32	-18.33	101.28	218.83
-10.44	-22.12	63.80	189.09	-0.75	-35.70	-55.32	-18.33	101.28	218.83
-14.21	-23.69	66.20	205.33	-1.57	-38.39	-64.58	-19.74	107.70	244.95
-18.60	-25.27	68.69	222.20	-2.42	-40.96	-74.51	-21.16	114.20	272.69
-23.59	-26.87	71.29	239.70	-3.31	-43.39	-85.06	-22.59	120.78	302.07
-29.20	-28.49	73.99	257.85	-4.23	-45.68	-96.19	-24.05	127.44	333.09



Autorità Portuale di Taranto
 Interventi per il dragaggio di 2,3 M m³ di sedimenti in area Molo Polisettoriale e per la realizzazione di un primo lotto della cassa di colmanta funzionale all'ampliamento del V Sporgente del Porto di Taranto

Allegati alla relazione di calcolo strutturale allineamento "BC"

Data 05/2016
 Rev. B
 c.d.c.: C296A
 514B

-29.20	-28.49	74.01	257.85	-4.23	-45.66	-96.19	-24.05	127.45	333.09
-35.44	-30.13	76.84	276.70	-5.19	-47.79	-107.87	-25.52	134.21	365.78
-42.30	-31.79	79.83	296.28	-6.18	-49.71	-120.07	-27.01	141.07	400.20
-49.80	-33.48	82.97	316.63	-7.21	-51.44	-132.72	-28.51	148.02	436.34
-57.93	-35.19	86.28	337.78	-8.28	-52.96	-145.77	-30.04	155.06	474.22
-57.93	-35.19	86.28	337.78	-8.28	-52.95	-145.77	-30.04	155.07	474.22
-66.70	-36.94	89.81	359.78	-9.41	-54.20	-159.17	-31.58	162.21	513.87
-76.12	-38.72	93.52	382.70	-10.57	-55.20	-172.85	-33.14	169.47	555.33
-86.19	-40.52	97.41	406.57	-11.78	-55.96	-186.75	-34.72	176.86	598.63
-96.91	-42.36	101.46	431.42	-13.02	-56.49	-200.81	-36.33	184.39	643.78
-96.91	-42.35	101.45	431.42	-13.02	-56.49	-200.81	-36.33	184.40	643.78
-108.28	-44.20	105.62	457.30	-14.30	-56.83	-214.98	-37.97	192.10	690.82
-120.33	-46.07	109.89	484.24	-15.61	-56.97	-229.21	-39.65	200.01	739.84
-133.04	-47.95	114.27	512.26	-16.95	-56.91	-243.45	-41.36	208.15	790.87
-146.42	-49.85	118.76	541.38	-18.32	-56.62	-257.65	-43.11	216.50	843.93
-146.42	-49.80	118.41	541.38	-18.26	-56.96	-257.65	-43.06	216.20	843.93
-160.47	-51.81	123.61	571.65	-19.76	-55.85	-271.73	-44.92	225.24	899.12
-175.21	-53.66	127.83	603.11	-21.13	-55.56	-285.64	-46.65	233.38	956.48
-190.64	-55.36	131.01	635.49	-22.34	-56.14	-299.59	-48.22	240.57	1015.76
-206.75	-56.88	133.11	668.52	-23.41	-57.64	-313.79	-49.64	246.78	1076.68
-206.75	-57.23	136.63	668.52	-22.68	-52.68	-313.79	-49.86	249.04	1076.68
-224.65	-56.66	142.58	703.43	-22.00	-27.98	-323.83	-48.83	250.84	1139.15
-245.58	-55.98	147.72	739.75	-21.37	-5.39	-327.95	-47.82	252.36	1202.09
-269.55	-55.16	151.87	777.22	-20.75	15.09	-326.70	-46.74	253.28	1265.31
-296.55	-54.15	154.83	815.58	-20.12	33.45	-320.58	-45.54	253.28	1328.64
-296.55	-54.18	154.65	815.58	-20.10	33.30	-320.58	-45.53	253.06	1328.64
-326.34	-53.87	156.62	854.50	-19.54	50.92	-310.02	-45.00	251.75	1391.76
-358.72	-53.49	157.46	893.79	-18.96	66.74	-295.28	-44.42	249.40	1454.43
-393.33	-53.07	157.24	933.16	-18.38	80.91	-276.78	-43.81	246.13	1516.41
-429.85	-52.60	156.00	972.33	-17.77	93.57	-254.95	-43.21	242.05	1577.43
-429.85	-52.58	155.93	972.33	-17.76	93.37	-254.95	-43.17	241.97	1577.43
-467.97	-52.40	153.71	1011.05	-17.23	104.57	-230.17	-42.90	237.08	1637.32
-507.43	-52.14	150.51	1049.10	-16.66	114.12	-202.80	-42.55	231.14	1695.88
-547.90	-51.82	146.43	1086.25	-16.07	122.16	-173.22	-42.12	224.26	1752.84
-589.04	-51.46	141.57	1122.25	-15.46	128.80	-141.84	-41.65	216.52	1807.94
-589.04	-51.45	141.57	1122.25	-15.45	128.80	-141.84	-41.65	216.57	1807.94
-630.61	-51.29	136.18	1156.98	-14.92	134.43	-108.91	-41.37	208.07	1861.02
-672.36	-51.09	130.07	1190.28	-14.37	138.74	-74.73	-41.05	198.76	1911.91
-713.98	-50.86	123.28	1221.97	-13.81	141.78	-39.63	-40.69	188.69	1960.37
-755.20	-50.60	115.86	1251.87	-13.24	143.58	-3.94	-40.29	177.90	2006.19
-755.20	-50.58	115.82	1251.87	-13.23	143.54	-3.94	-40.27	177.86	2006.19
-795.78	-50.54	107.95	1279.85	-12.76	144.47	32.07	-40.10	166.44	2049.23
-835.52	-50.48	99.45	1305.79	-12.30	144.20	68.19	-39.89	154.34	2089.35
-874.16	-50.40	90.34	1329.53	-11.83	142.76	104.09	-39.66	141.60	2126.37
-911.46	-50.28	80.64	1350.91	-11.35	140.16	139.47	-39.40	128.23	2160.10
-911.46	-50.29	80.70	1350.91	-11.36	140.23	139.47	-39.41	128.30	2160.10
-947.26	-50.35	70.48	1369.82	-10.99	136.64	174.10	-39.32	114.38	2190.44
-981.36	-50.40	59.79	1386.11	-10.62	132.06	207.71	-39.22	99.99	2217.25
-1013.58	-50.44	48.63	1399.68	-10.27	126.51	240.06	-39.10	85.15	2240.41
-1043.72	-50.46	37.03	1410.39	-9.92	120.00	270.88	-38.98	69.89	2259.79
-1043.72	-50.43	36.93	1410.39	-9.89	119.90	270.88	-38.95	69.81	2259.79
-1071.65	-50.66	24.81	1418.13	-9.68	112.45	299.95	-39.01	54.07	2275.29
-1097.23	-50.86	11.99	1422.74	-9.47	103.83	327.01	-39.05	37.77	2286.78

**Autorità Portuale di Taranto**

Interventi per il dragaggio di 2,3 M m³ di sedimenti in area Molo Polisettoriale e per la realizzazione di un primo lotto della cassa di colmanta funzionale all'ampliamento del V Sporgente del Porto di Taranto

Allegati alla relazione di calcolo strutturale allineamento "BC"

Data 05/2016
Rev. B
c.d.c.: C296A
514B

-1120.38	-51.03	-1.48	1424.07	-9.26	94.08	351.78	-39.08	20.94	2294.13
-1140.98	-51.19	-15.56	1421.95	-9.05	83.27	373.96	-39.10	3.59	2297.20
-1140.98	-51.18	-15.56	1421.95	-9.04	83.27	373.96	-39.09	3.58	2297.20
-1159.07	-51.53	-29.97	1416.27	-8.97	71.68	393.35	-39.29	-14.29	2295.88
-1174.66	-51.87	-44.94	1406.92	-8.91	59.10	409.72	-39.45	-32.77	2290.01
-1187.87	-52.19	-60.46	1393.75	-8.85	45.54	422.82	-39.60	-51.80	2279.44
-1198.84	-52.49	-76.52	1376.64	-8.80	31.03	432.41	-39.73	-71.33	2264.07
-1198.84	-52.58	-76.14	1376.64	-8.87	31.44	432.41	-39.70	-71.37	2264.07
-1207.75	-52.92	-92.69	1355.52	-8.86	16.09	438.33	-40.07	-91.58	2243.71
-1214.79	-53.48	-107.72	1330.42	-9.04	2.02	440.56	-40.43	-112.30	2218.23
-1220.12	-54.30	-121.10	1301.78	-9.45	-10.67	439.45	-40.79	-133.49	2187.51
-1223.87	-55.39	-132.71	1270.02	-10.09	-21.85	435.35	-41.17	-155.05	2151.46
-1223.87	-55.42	-132.72	1270.02	-10.11	-21.88	435.35	-41.26	-154.52	2151.46
-1226.16	-56.74	-142.50	1235.60	-10.95	-31.58	428.65	-41.65	-175.15	2110.20
-1227.08	-58.32	-150.77	1198.90	-12.03	-40.09	419.66	-42.44	-193.01	2064.11
-1226.73	-60.17	-157.52	1160.32	-13.35	-47.39	408.70	-43.60	-208.08	2013.91
-1225.19	-62.28	-162.74	1120.27	-14.90	-53.47	396.07	-45.15	-220.33	1960.31
-1225.19	-62.32	-162.75	1120.27	-14.93	-53.49	396.07	-45.16	-220.44	1960.31
-1222.51	-64.52	-166.48	1079.09	-16.58	-58.36	382.07	-46.70	-230.08	1903.96
-1218.74	-67.08	-168.82	1037.14	-18.57	-62.13	366.98	-48.58	-237.52	1845.45
-1213.92	-70.00	-169.76	994.78	-20.90	-64.76	351.09	-50.80	-242.79	1785.36
-1208.07	-73.28	-169.29	952.38	-23.57	-66.26	334.69	-53.35	-245.92	1724.24
-1208.07	-73.29	-169.29	952.38	-23.58	-66.25	334.69	-53.39	-245.92	1724.24
-1201.20	-76.83	-167.39	910.27	-26.51	-66.54	318.07	-56.22	-246.96	1662.60
-1193.31	-80.75	-164.07	868.80	-29.80	-65.64	301.52	-59.49	-246.03	1600.93
-1184.39	-85.02	-159.33	828.34	-33.44	-63.54	285.34	-63.18	-243.15	1539.72
-1174.43	-89.67	-153.18	789.25	-37.43	-60.22	269.85	-67.30	-238.36	1479.51
-1174.43	-89.69	-153.17	789.25	-37.45	-60.21	269.85	-67.32	-238.38	1479.51
-1163.38	-94.59	-145.56	751.89	-41.70	-55.60	255.35	-71.65	-231.68	1420.73
-1151.20	-99.88	-136.56	716.59	-46.34	-49.77	242.16	-76.42	-223.22	1363.82
-1137.84	-105.57	-126.19	683.71	-51.35	-42.72	230.57	-81.64	-213.02	1309.24
-1123.26	-111.64	-114.46	653.61	-56.73	-34.46	220.89	-87.28	-201.09	1257.45
-1123.26	-111.66	-114.79	653.61	-56.75	-34.79	220.89	-87.30	-201.50	1257.45
-1107.39	-117.96	-101.31	626.58	-62.38	-24.90	213.41	-93.14	-187.49	1208.80
-1090.15	-124.67	-87.05	603.02	-68.41	-14.35	208.51	-99.42	-172.47	1163.80
-1071.53	-131.83	-72.41	583.07	-74.87	-3.55	206.25	-106.16	-156.95	1122.59
-1051.52	-139.45	-57.78	566.81	-81.80	7.07	206.71	-113.39	-141.43	1085.31
-1051.52	-140.99	-65.72	566.81	-83.37	-1.33	206.71	-114.88	-150.08	1085.31
-1028.75	-146.45	-42.36	553.27	-88.60	21.10	209.15	-120.83	-127.64	1050.57
-998.46	-151.33	-17.29	545.78	-93.29	45.12	217.39	-126.15	-103.21	1021.66
-960.58	-155.61	9.62	544.78	-97.42	70.88	231.86	-130.82	-76.62	999.13
-914.98	-159.30	38.53	550.75	-101.01	98.56	252.99	-134.85	-47.73	983.54
-914.98	-159.31	38.45	550.75	-101.02	98.51	252.99	-134.87	-47.85	983.54
-861.42	-162.42	69.20	564.17	-104.07	128.01	281.26	-138.28	-16.93	975.40
-799.62	-164.96	101.58	585.49	-106.60	159.18	317.14	-141.10	15.75	975.22
-729.32	-166.95	135.55	615.10	-108.62	191.95	361.01	-143.34	50.12	983.42
-650.24	-168.38	171.02	653.39	-110.13	226.26	413.24	-144.99	86.11	1000.42
-650.24	-168.41	171.06	653.39	-110.16	226.34	413.24	-145.02	86.13	1000.42
-562.00	-169.31	207.54	700.68	-111.18	261.72	474.21	-146.11	123.18	1026.55
-464.21	-169.81	245.43	757.27	-111.82	298.69	544.23	-146.77	161.62	1062.12
-356.28	-169.91	285.04	823.56	-112.11	337.59	623.75	-147.01	201.75	1107.52
-237.57	-169.91	306.80	899.97	-112.55	358.89	713.22	-147.25	224.53	1163.17
-237.57	-169.62	326.72	899.97	-112.06	378.78	713.22	-146.84	243.90	1163.17

**Autorità Portuale di Taranto**

Interventi per il dragaggio di 2,3 M m³ di sedimenti in area Molo Polisettoriale e per la realizzazione di un primo lotto della cassa di colmata funzionale all'ampliamento del V Sporgente del Porto di Taranto

Allegati alla relazione di calcolo strutturale allineamento "BC"

Data 05/2016
Rev. B
c.d.c.: C296A
514B

-123.45	-165.19	238.14	967.84	-108.67	289.70	794.06	-142.43	158.64	1210.81
-21.98	-162.85	180.05	1019.92	-107.12	230.44	858.90	-140.18	103.57	1243.39
68.14	-162.33	131.99	1058.72	-107.34	180.65	910.09	-139.89	58.76	1263.47
148.16	-163.07	93.41	1086.70	-108.78	139.88	949.97	-140.95	23.61	1273.57
148.16	-162.47	89.76	1086.70	-108.24	136.33	949.97	-140.33	19.97	1273.57
218.53	-162.09	55.66	1104.83	-108.62	99.97	979.46	-140.25	-10.58	1274.69
280.23	-161.66	24.50	1114.76	-108.97	66.46	1000.18	-140.13	-38.07	1268.53
333.72	-161.18	-3.10	1117.38	-109.26	36.43	1012.98	-139.97	-61.90	1255.96
379.51	-160.62	-26.52	1113.57	-109.48	10.53	1018.75	-139.75	-81.51	1237.94
379.51	-160.60	-26.75	1113.57	-109.46	10.32	1018.75	-139.73	-81.77	1237.94
418.29	-159.70	-47.62	1104.22	-109.36	-12.97	1018.37	-139.17	-98.88	1215.31
450.53	-158.64	-65.89	1089.98	-109.12	-33.62	1012.49	-138.47	-113.46	1188.71
476.73	-157.42	-81.66	1071.48	-108.73	-51.71	1001.77	-137.62	-125.63	1158.76
497.36	-156.03	-94.99	1049.35	-108.19	-67.30	986.84	-136.60	-135.47	1126.09
497.36	-156.03	-95.10	1049.35	-108.18	-67.41	986.84	-136.60	-135.59	1126.09
512.86	-154.36	-106.74	1024.10	-107.38	-81.21	968.23	-135.31	-143.89	1091.13
523.65	-152.52	-116.73	996.12	-106.44	-93.28	946.38	-133.87	-150.68	1054.27
530.10	-150.51	-125.08	965.85	-105.35	-103.60	921.73	-132.27	-155.97	1015.90
532.61	-148.34	-131.80	933.72	-104.11	-112.19	894.73	-130.51	-159.79	976.41
532.61	-148.34	-131.97	933.72	-104.11	-112.37	894.73	-130.51	-159.97	976.41
531.53	-145.89	-137.47	900.02	-102.63	-119.63	865.71	-128.49	-162.72	936.06
527.22	-143.29	-141.89	865.07	-101.01	-125.71	835.01	-126.32	-164.56	895.12
519.98	-140.52	-145.27	829.15	-99.27	-130.66	802.93	-124.00	-165.53	853.83
510.14	-137.59	-147.66	792.52	-97.39	-134.50	769.77	-121.53	-165.65	812.43
510.14	-137.59	-147.72	792.52	-97.39	-134.57	769.77	-121.53	-165.71	812.43
497.96	-134.47	-149.25	755.39	-95.35	-137.45	735.76	-118.87	-165.12	771.07
483.71	-131.20	-150.08	717.95	-93.19	-139.55	701.11	-116.08	-163.98	729.91
467.66	-127.77	-150.25	680.39	-90.91	-140.90	666.03	-113.14	-162.33	689.10
450.04	-124.20	-149.82	642.88	-88.52	-141.55	630.72	-110.07	-160.21	648.79
450.04	-124.19	-149.88	642.88	-88.51	-141.62	630.72	-110.06	-160.27	648.79
431.04	-120.45	-149.11	605.51	-85.99	-141.85	595.29	-106.83	-157.95	609.02
410.85	-116.55	-148.08	568.34	-83.35	-141.74	559.82	-103.46	-155.48	569.83
389.63	-112.51	-146.81	531.47	-80.60	-141.31	524.43	-99.95	-152.90	531.27
367.55	-108.31	-145.32	494.96	-77.74	-140.59	489.19	-96.31	-150.21	493.39
367.55	-108.30	-145.35	494.96	-77.74	-140.62	489.19	-96.30	-150.24	493.39
344.73	-103.93	-143.83	458.82	-74.75	-139.79	454.15	-92.49	-147.62	456.16
321.26	-99.37	-142.33	423.04	-71.62	-138.92	419.30	-88.51	-145.12	419.57
297.26	-94.62	-140.87	387.63	-68.35	-138.01	384.68	-84.37	-142.72	383.58
272.82	-89.70	-139.43	352.60	-64.95	-137.07	350.30	-80.06	-140.43	348.20
272.82	-89.69	-139.38	352.60	-64.94	-137.02	350.30	-80.04	-140.40	348.20
248.04	-84.55	-137.92	317.95	-61.39	-136.00	316.18	-75.54	-138.13	313.39
223.03	-79.18	-136.35	283.65	-57.65	-134.82	282.31	-70.82	-135.88	279.13
197.88	-73.55	-134.61	249.77	-53.72	-133.41	248.77	-65.86	-133.58	245.44
172.68	-67.67	-132.61	216.37	-49.59	-131.69	215.63	-60.68	-131.17	212.35
172.68	-67.64	-132.57	216.37	-49.56	-131.66	215.63	-60.65	-131.12	212.35
147.55	-61.47	-129.81	183.56	-45.21	-129.12	183.03	-55.19	-128.00	179.95
122.67	-54.94	-126.22	151.54	-40.57	-125.71	151.15	-49.40	-124.13	148.41
98.21	-48.05	-121.88	120.50	-35.63	-121.52	120.22	-43.27	-119.61	117.92
74.36	-40.77	-116.88	90.65	-30.37	-116.62	90.45	-36.77	-114.50	88.66
74.36	-40.70	-113.48	90.65	-30.29	-113.16	90.45	-36.70	-111.14	88.66
51.88	-33.09	-108.75	62.80	-24.78	-108.53	62.66	-29.90	-106.38	61.40
30.59	-24.81	-97.17	36.81	-18.71	-97.00	36.72	-22.46	-95.00	35.98
12.54	-15.87	-75.81	15.02	-12.04	-75.64	14.97	-14.39	-74.10	14.68
0.00	-6.26	-41.75	0.00	-4.79	-41.53	0.00	-5.69	-40.81	0.00

**Autorità Portuale di Taranto**

Interventi per il dragaggio di 2,3 M m³ di sedimenti in area Molo Polisettoriale e per la realizzazione di un primo lotto della cassa di colmata funzionale all'ampliamento del V Sporgente del Porto di Taranto

Allegati alla relazione di calcolo strutturale allineamento "BC"

Data 05/2016
Rev. B
c.d.c.: C296A
514B

8	8	8	11	11	11	12	12	12	13
N	Q	M	N	Q	M	N	Q	M	N
[kN/m]	[kN/m]	[kNm/m]	[kN/m]	[kN/m]	[kNm/m]	[kN/m]	[kN/m]	[kNm/m]	[kN/m]
0.00	0.00	0.00	0.00	0.00	0.00	0.00	0.00	0.00	0.00
0.00	0.00	0.00	0.00	0.00	0.00	0.00	0.00	0.00	0.00
0.00	0.00	0.00	0.00	0.00	0.00	0.00	0.00	0.00	0.00
0.00	0.00	0.00	0.00	0.00	0.00	0.00	0.00	0.00	0.00
0.00	0.00	0.00	0.00	0.00	0.00	0.00	0.00	0.00	0.00
0.00	0.00	0.00	0.00	0.00	0.00	0.00	0.00	0.00	0.00
0.00	0.00	0.00	0.00	0.00	0.00	0.00	0.00	0.00	0.00
0.00	0.00	0.00	0.00	0.00	0.00	0.00	0.00	0.00	0.00
0.00	0.00	0.00	0.00	0.00	0.00	0.00	0.00	0.00	0.00
0.00	0.00	0.00	0.01	0.02	0.00	0.00	0.00	0.00	0.00
0.00	0.00	0.00	0.48	2.07	0.18	0.00	-2.59	-0.16	0.00
0.00	0.00	0.00	1.10	4.86	0.82	0.00	-5.33	-0.65	0.00
0.00	0.00	0.00	1.83	8.20	2.04	0.00	-8.19	-1.50	0.00
0.00	0.00	0.00	2.62	11.89	3.92	0.00	-11.20	-2.71	0.00
0.00	0.02	0.00	2.58	11.72	3.92	0.02	-11.09	-2.71	-0.05
-0.27	1.10	0.10	3.30	15.08	6.43	0.37	-14.39	-5.12	0.03
-0.59	2.41	0.43	3.95	18.46	9.58	1.09	-16.28	-8.01	-0.05
-0.95	3.93	1.02	4.53	21.84	13.36	2.12	-16.99	-11.16	-0.27
-1.35	5.62	1.91	5.02	25.24	17.77	3.44	-16.74	-14.33	-0.59
-1.34	5.59	1.91	5.03	25.27	17.77	3.36	-17.07	-14.33	-0.56
-1.80	7.53	3.14	5.60	29.83	24.65	4.58	-17.58	-17.57	-0.86
-2.29	9.65	4.75	6.08	34.41	32.68	5.74	-18.59	-20.95	-1.19
-2.82	11.93	6.77	6.47	39.04	41.87	6.84	-20.08	-24.57	-1.54
-3.38	14.38	9.23	6.76	43.75	52.21	7.87	-22.04	-28.51	-1.92
-3.38	14.38	9.23	6.77	43.74	52.21	7.87	-21.99	-28.51	-1.92
-4.17	17.81	13.25	6.97	49.11	64.97	9.14	-24.92	-34.38	-2.46
-4.98	21.39	18.15	7.08	54.54	79.23	10.31	-27.89	-40.98	-3.02
-5.83	25.13	23.96	7.10	60.03	94.99	11.40	-30.85	-48.32	-3.60
-6.72	29.06	30.73	7.02	65.57	112.25	12.38	-33.79	-56.40	-4.22
-6.71	29.04	30.73	7.02	65.58	112.25	12.38	-33.78	-56.40	-4.22
-7.74	33.64	39.34	6.90	70.14	127.52	13.34	-36.81	-66.11	-4.96
-8.80	38.38	49.24	6.73	74.77	143.82	14.20	-39.76	-76.64	-5.72
-9.89	43.26	60.47	6.49	79.45	161.17	14.97	-42.63	-87.97	-6.51
-11.00	48.26	73.05	6.19	84.19	179.58	15.64	-45.42	-100.08	-7.32
-11.01	48.26	73.05	6.19	84.22	179.58	15.64	-45.41	-100.08	-7.32
-11.94	52.45	84.37	5.78	89.62	201.30	16.14	-47.62	-110.54	-7.99
-12.89	56.74	96.66	5.28	95.21	224.40	16.57	-49.75	-121.50	-8.68
-13.87	61.14	109.92	4.69	100.98	248.93	16.94	-51.79	-132.93	-9.39
-14.87	65.66	124.18	4.01	106.94	274.91	17.26	-53.72	-144.80	-10.13
-14.88	65.68	124.18	4.01	106.93	274.91	17.26	-53.70	-144.80	-10.13
-16.04	70.88	141.24	3.24	113.08	302.40	17.53	-55.67	-158.47	-10.99
-17.24	76.31	159.64	2.39	119.33	331.46	17.71	-57.40	-172.62	-11.90
-18.50	81.95	179.42	1.48	125.68	362.09	17.79	-58.90	-187.16	-12.85
-19.80	87.81	200.64	0.51	132.11	394.30	17.79	-60.14	-202.04	-13.86
-19.80	87.79	200.64	0.51	132.10	394.30	17.80	-60.16	-202.04	-13.85
-21.15	93.86	223.33	-0.52	138.60	428.13	17.70	-61.15	-217.21	-14.91
-22.53	100.07	247.58	-1.59	145.11	463.60	17.55	-61.97	-232.60	-16.00
-23.94	106.39	273.39	-2.72	151.65	500.71	17.32	-62.63	-248.18	-17.11
-25.38	112.82	300.78	-3.89	158.19	539.43	17.04	-63.15	-263.90	-18.25



Autorità Portuale di Taranto
 Interventi per il dragaggio di 2,3 M m³ di sedimenti in area Molo Polisettoriale e per la realizzazione di un primo lotto della cassa di colmanta funzionale all'ampliamento del V Sporgente del Porto di Taranto

Allegati alla relazione di calcolo strutturale allineamento "BC"

Data 05/2016
 Rev. B
 c.d.c.: C296A
 514B



-25.38	112.82	300.78	-3.89	158.20	539.43	17.04	-63.15	-263.90	-18.26
-26.84	119.35	329.79	-5.09	164.75	579.79	16.70	-63.52	-279.74	-19.42
-28.32	125.94	360.46	-6.35	171.32	621.80	16.31	-63.81	-295.66	-20.60
-29.81	132.59	392.78	-7.64	177.92	665.47	15.89	-63.99	-311.64	-21.80
-31.31	139.29	426.76	-8.97	184.52	710.76	15.42	-64.08	-327.65	-23.02
-31.31	139.30	426.76	-8.99	184.64	710.76	15.42	-64.08	-327.65	-23.01
-32.82	146.04	462.42	-10.29	190.97	757.70	14.91	-64.09	-343.67	-24.25
-34.35	152.84	499.79	-11.70	197.63	806.27	14.37	-63.99	-359.68	-25.50
-35.88	159.68	538.86	-13.22	204.66	856.56	13.79	-63.79	-375.66	-26.76
-37.41	166.55	579.63	-14.87	212.13	908.64	13.17	-63.49	-391.57	-28.04
-37.44	166.66	579.63	-14.83	211.96	908.64	13.15	-63.38	-391.57	-28.06
-38.92	173.30	622.11	-16.70	220.39	962.69	12.56	-63.26	-407.40	-29.29
-40.48	180.28	666.31	-18.48	228.35	1018.80	11.88	-62.72	-423.16	-30.59
-42.13	187.67	712.30	-20.16	235.89	1076.85	11.10	-61.71	-438.73	-31.98
-43.87	195.51	760.18	-21.76	243.09	1136.72	10.19	-60.17	-453.98	-33.46
-43.83	195.32	760.18	-22.07	244.93	1136.72	10.23	-60.36	-453.98	-33.43
-45.79	204.11	810.11	-20.66	250.49	1198.61	9.10	-57.74	-468.73	-35.14
-47.63	212.39	862.19	-19.41	256.58	1262.01	8.09	-55.54	-482.88	-36.75
-49.37	220.21	916.29	-18.21	262.66	1326.93	7.17	-53.71	-496.53	-38.28
-51.03	227.64	972.26	-16.93	268.19	1393.29	6.35	-52.18	-509.76	-39.73
-51.38	229.64	972.26	-16.84	267.79	1393.29	6.42	-47.50	-509.76	-39.96
-50.04	236.37	1030.48	-16.19	272.18	1460.79	6.42	-26.79	-519.02	-38.45
-48.84	243.44	1090.48	-15.50	275.64	1529.30	6.42	-7.54	-523.27	-37.08
-47.65	250.32	1152.21	-14.80	278.33	1598.58	6.46	10.11	-522.92	-35.76
-46.37	256.47	1215.57	-14.13	280.41	1668.41	6.58	26.00	-518.37	-34.41
-46.29	256.14	1215.57	-14.11	280.31	1668.41	6.61	25.94	-518.37	-34.29
-45.63	261.03	1280.23	-13.80	281.80	1738.68	6.52	40.96	-509.98	-33.46
-44.90	264.87	1346.00	-13.47	282.45	1809.24	6.46	54.93	-497.98	-32.58
-44.14	267.80	1412.62	-13.11	282.25	1879.86	6.42	68.06	-482.58	-31.69
-43.38	269.98	1479.84	-12.72	281.16	1950.29	6.38	80.51	-464.00	-30.81
-43.34	269.86	1479.84	-12.72	281.24	1950.29	6.39	80.36	-464.00	-30.78
-42.94	271.35	1547.50	-12.53	279.38	2020.37	6.22	92.12	-442.43	-30.22
-42.46	271.80	1615.43	-12.28	276.68	2089.91	6.06	102.94	-418.02	-29.64
-41.93	271.25	1683.35	-11.99	273.19	2158.68	5.92	112.84	-391.02	-29.03
-41.35	269.73	1750.97	-11.66	268.96	2226.45	5.80	121.88	-361.67	-28.39
-41.35	269.80	1750.97	-11.64	268.89	2226.45	5.80	121.93	-361.67	-28.40
-40.96	267.40	1818.13	-11.55	264.00	2293.06	5.59	130.30	-330.13	-27.94
-40.51	264.08	1884.60	-11.41	258.34	2358.38	5.40	137.81	-296.60	-27.43
-40.00	259.90	1950.13	-11.23	251.95	2422.20	5.25	144.50	-261.28	-26.86
-39.44	254.90	2014.48	-11.02	244.85	2484.30	5.12	150.41	-224.41	-26.26
-39.42	254.85	2014.48	-11.03	244.94	2484.30	5.14	150.33	-224.41	-26.24
-39.10	249.12	2077.48	-11.00	237.21	2544.56	4.88	155.66	-186.15	-25.84
-38.73	242.59	2138.97	-10.95	228.93	2602.86	4.66	160.17	-146.65	-25.40
-38.32	235.30	2198.74	-10.88	220.08	2659.01	4.45	163.88	-106.12	-24.91
-37.87	227.25	2256.56	-10.78	210.70	2712.85	4.28	166.81	-64.78	-24.38
-37.88	227.33	2256.56	-10.75	210.60	2712.85	4.27	166.88	-64.78	-24.40
-37.61	218.60	2312.30	-10.85	200.73	2764.27	3.99	169.15	-22.77	-24.05
-37.31	209.27	2365.81	-10.91	190.22	2813.17	3.72	170.77	19.75	-23.67
-36.98	199.35	2416.91	-10.95	179.08	2859.35	3.47	171.74	62.58	-23.26
-36.63	188.85	2465.44	-10.96	167.35	2902.66	3.24	172.07	105.56	-22.82
-36.60	188.77	2465.44	-10.96	167.36	2902.66	3.26	171.95	105.56	-22.79
-36.45	177.70	2511.25	-11.15	155.05	2942.97	2.91	171.75	148.53	-22.54
-36.27	165.97	2554.23	-11.30	142.08	2980.13	2.58	170.78	191.37	-22.24



Autorità Portuale di Taranto

Interventi per il dragaggio di 2,3 M m³ di sedimenti in area Molo Polisettoriale e per la realizzazione di un primo lotto della cassa di colmanta funzionale all'ampliamento del V Sporgente del Porto di Taranto

Allegati alla relazione di calcolo strutturale allineamento "BC"

Data 05/2016
Rev. B
c.d.c.: C296A
514B

-36.05	153.57	2594.20	-11.42	128.43	3013.96	2.27	169.06	233.88	-21.92
-35.81	140.54	2630.97	-11.49	114.12	3044.29	1.98	166.61	275.84	-21.55
-35.81	140.55	2630.97	-11.49	114.09	3044.29	1.98	166.61	275.84	-21.55
-35.75	126.87	2664.40	-11.77	99.25	3070.96	1.58	163.47	317.11	-21.37
-35.65	112.49	2694.34	-12.04	83.91	3093.87	1.20	159.51	357.51	-21.14
-35.51	97.40	2720.60	-12.30	68.06	3112.88	0.85	154.74	396.82	-20.88
-35.34	81.62	2742.99	-12.54	51.65	3127.85	0.54	149.13	434.81	-20.57
-35.34	81.59	2742.99	-12.53	51.66	3127.85	0.54	149.10	434.81	-20.57
-35.39	65.20	2761.35	-12.96	34.94	3138.69	0.08	142.85	471.31	-20.46
-35.43	48.29	2775.55	-13.35	17.57	3145.27	-0.36	135.95	506.18	-20.34
-35.47	30.83	2785.45	-13.71	-0.36	3147.43	-0.80	128.37	539.24	-20.21
-35.49	12.81	2790.92	-14.06	-18.77	3145.05	-1.22	120.08	570.31	-20.05
-35.48	12.83	2790.92	-14.04	-18.85	3145.05	-1.21	120.08	570.31	-20.05
-35.70	-5.59	2791.84	-14.58	-37.76	3137.99	-1.76	111.30	599.24	-20.07
-35.88	-24.69	2788.06	-15.08	-57.14	3126.12	-2.28	101.70	625.89	-20.05
-36.03	-44.37	2779.44	-15.58	-76.81	3109.39	-2.77	91.35	650.04	-20.01
-36.18	-64.54	2765.84	-16.12	-96.59	3087.71	-3.25	80.34	671.51	-19.96
-36.16	-64.61	2765.84	-16.22	-95.94	3087.71	-3.23	80.26	671.51	-19.94
-36.52	-85.34	2747.12	-16.60	-115.31	3061.25	-3.84	68.58	690.13	-20.07
-36.85	-106.53	2723.13	-17.33	-131.35	3030.33	-4.42	56.24	705.74	-20.16
-37.20	-128.00	2693.82	-18.47	-143.84	2995.86	-5.00	43.42	718.21	-20.25
-37.59	-149.56	2659.13	-20.06	-152.53	2958.73	-5.60	30.32	727.43	-20.33
-37.70	-148.89	2659.13	-20.14	-152.54	2958.73	-5.68	31.00	727.43	-20.35
-37.93	-169.67	2619.25	-21.56	-157.08	2919.97	-6.13	18.02	733.50	-20.51
-38.57	-186.88	2574.59	-23.38	-158.50	2880.45	-6.86	8.28	736.71	-20.74
-39.66	-200.38	2526.09	-25.58	-156.92	2840.95	-7.90	2.00	737.92	-21.05
-41.24	-209.98	2474.72	-28.10	-152.50	2802.23	-9.29	-0.58	738.02	-21.50
-41.31	-210.03	2474.72	-28.14	-153.61	2802.23	-9.35	-0.61	738.02	-21.60
-42.80	-215.28	2421.50	-30.08	-145.53	2764.76	-10.59	0.73	737.97	-21.77
-44.71	-217.40	2367.35	-32.66	-135.72	2729.64	-12.15	5.02	738.63	-22.38
-47.01	-216.48	2313.03	-35.42	-126.27	2696.86	-13.99	12.13	740.71	-23.39
-49.68	-212.64	2259.35	-37.93	-119.28	2666.27	-16.09	21.93	744.92	-24.80
-49.72	-213.33	2259.35	-36.67	-147.52	2666.27	-16.12	20.77	744.92	-24.85
-52.02	-205.97	2206.88	-38.59	-155.93	2628.25	-17.72	34.09	751.71	-25.65
-54.87	-196.97	2156.52	-41.20	-159.39	2588.71	-19.82	48.71	762.10	-27.20
-58.06	-187.61	2108.41	-44.52	-157.50	2548.98	-22.06	62.81	776.02	-29.01
-61.42	-179.18	2062.61	-48.56	-149.87	2510.44	-24.07	74.58	793.28	-30.59
-61.86	-198.64	2062.61	-48.67	-150.36	2510.44	-23.64	49.18	793.28	-28.48
-68.93	-185.58	2014.54	-52.42	-138.28	2474.28	-25.41	43.93	804.82	-28.67
-76.02	-169.53	1970.07	-55.71	-122.18	2441.64	-27.93	43.77	815.67	-29.55
-82.85	-150.12	1930.04	-58.65	-102.22	2413.50	-31.19	49.04	827.16	-31.14
-89.14	-126.97	1895.33	-61.31	-78.53	2390.84	-35.22	60.04	840.67	-33.46
-89.05	-127.13	1895.33	-61.45	-78.49	2390.84	-35.34	59.51	840.67	-33.44
-94.30	-100.58	1866.81	-63.88	-52.30	2374.44	-39.13	74.77	857.36	-36.50
-98.80	-71.27	1845.27	-66.37	-22.72	2364.96	-42.55	93.93	878.38	-40.19
-102.54	-39.32	1831.39	-69.16	10.86	2363.40	-45.68	116.83	904.65	-44.28
-105.54	-4.84	1825.82	-68.73	26.29	2370.79	-48.59	143.33	937.09	-48.49
-105.66	-4.87	1825.82	-72.45	49.09	2370.79	-48.73	143.36	937.09	-48.46
-108.14	31.24	1829.08	-59.24	-44.91	2368.21	-51.44	172.27	976.48	-52.07
-110.27	69.35	1841.60	-50.95	-104.39	2349.31	-54.27	204.43	1023.49	-55.71
-112.19	109.90	1863.97	-43.79	-152.58	2316.94	-57.44	240.43	1079.04	-59.62
-112.08	133.20	1896.79	-37.64	-189.90	2273.92	-58.31	262.87	1144.08	-59.92
-114.07	153.32	1896.79	-37.16	-192.39	2273.92	-61.17	280.88	1144.08	-64.02

**Autorità Portuale di Taranto**

Interventi per il dragaggio di 2,3 M m³ di sedimenti in area Molo Polisettoriale e per la realizzazione di un primo lotto della cassa di colmata funzionale all'ampliamento del V Sporgente del Porto di Taranto

Allegati alla relazione di calcolo strutturale allineamento "BC"

Data 05/2016
Rev. B
c.d.c.: C296A
514B

-102.35	59.98	1920.69	-30.07	-222.50	2221.98	-50.76	203.81	1202.27	-50.30
-94.67	-1.51	1927.75	-23.52	-247.81	2163.07	-44.21	151.45	1246.54	-41.49
-89.16	-51.31	1920.91	-17.59	-268.00	2098.47	-38.59	105.84	1278.57	-33.42
-85.95	-89.51	1903.07	-12.34	-282.79	2029.52	-33.81	67.03	1300.03	-26.05
-85.39	-93.59	1903.07	-12.31	-283.70	2029.52	-33.40	65.06	1300.03	-25.91
-81.94	-125.90	1875.57	-6.47	-295.40	1957.09	-27.69	31.31	1312.03	-18.03
-79.84	-154.35	1840.43	-1.82	-304.27	1882.06	-22.43	0.51	1315.93	-10.96
-79.04	-178.22	1798.76	1.71	-310.35	1805.15	-17.68	-26.89	1312.57	-4.74
-79.52	-196.81	1751.77	4.15	-313.70	1727.11	-13.49	-50.44	1302.81	0.59
-79.09	-197.79	1751.77	4.18	-313.85	1727.11	-13.50	-51.13	1302.81	0.60
-80.36	-213.35	1700.33	6.11	-315.20	1648.46	-8.66	-72.23	1287.35	6.67
-81.80	-226.14	1645.32	7.17	-314.98	1569.64	-4.92	-91.10	1266.88	11.51
-83.31	-236.18	1587.46	7.41	-313.20	1491.07	-2.26	-107.70	1241.98	15.17
-84.79	-243.49	1527.46	6.82	-309.90	1413.17	-0.60	-121.99	1213.22	17.72
-84.74	-243.60	1527.46	7.05	-309.90	1413.17	-0.57	-122.06	1213.22	17.76
-85.75	-248.84	1465.89	5.35	-305.52	1336.23	0.60	-134.39	1181.14	19.80
-86.58	-252.43	1403.18	3.39	-300.21	1260.48	0.98	-145.12	1146.16	20.98
-87.22	-254.36	1339.78	1.30	-294.02	1186.17	0.58	-154.23	1108.70	21.32
-87.65	-254.58	1276.14	-0.79	-287.00	1113.54	-0.59	-161.69	1069.18	20.84
-87.65	-254.70	1276.14	-0.74	-287.07	1113.54	-0.36	-161.64	1069.18	20.85
-87.74	-253.79	1212.57	-2.53	-279.54	1042.72	-2.57	-167.79	1027.99	19.65
-87.62	-251.86	1149.33	-4.18	-271.57	973.81	-5.00	-172.68	985.39	17.69
-87.30	-248.95	1086.69	-5.70	-263.24	906.93	-7.52	-176.36	941.73	14.99
-86.77	-245.12	1024.93	-7.07	-254.62	842.21	-9.99	-178.84	897.31	11.56
-86.78	-245.19	1024.93	-7.07	-254.77	842.21	-9.94	-178.91	897.31	11.66
-86.00	-240.65	964.20	-8.26	-246.00	779.63	-12.06	-180.49	852.38	8.39
-85.04	-235.52	904.66	-9.31	-237.26	719.21	-13.98	-181.20	807.14	5.34
-83.88	-229.88	846.46	-10.22	-228.60	660.97	-15.72	-181.13	761.82	2.52
-82.53	-223.77	789.75	-10.99	-220.03	604.90	-17.26	-180.32	716.64	-0.08
-82.53	-223.89	789.75	-10.99	-220.03	604.90	-17.26	-180.46	716.64	-0.08
-80.95	-217.56	734.58	-11.61	-211.62	550.96	-18.56	-179.07	671.70	-2.42
-79.18	-211.12	680.99	-12.08	-203.34	499.08	-19.66	-177.28	627.14	-4.53
-77.21	-204.62	629.00	-12.41	-195.20	449.25	-20.58	-175.12	583.07	-6.43
-75.05	-198.08	578.68	-12.60	-187.20	401.47	-21.30	-172.62	539.60	-8.10
-75.05	-198.10	578.68	-12.60	-187.32	401.47	-21.30	-172.63	539.60	-8.11
-72.66	-191.66	529.97	-12.60	-179.25	355.66	-21.81	-169.88	496.80	-9.56
-70.04	-185.35	482.84	-12.38	-171.32	311.83	-22.13	-166.86	454.69	-10.78
-67.21	-179.16	437.27	-11.96	-163.50	269.97	-22.24	-163.58	413.37	-11.78
-64.15	-173.08	393.25	-11.33	-155.76	230.08	-22.15	-160.04	372.92	-12.55
-64.16	-173.16	393.25	-11.33	-155.74	230.08	-22.15	-160.17	372.92	-12.55
-60.82	-167.05	350.74	-10.50	-147.45	192.17	-21.81	-156.22	333.38	-13.05
-57.21	-161.06	309.72	-9.49	-138.75	156.39	-21.20	-152.05	294.83	-13.26
-53.35	-155.18	270.18	-8.27	-130.03	122.78	-20.31	-147.64	257.36	-13.18
-49.24	-149.39	232.12	-6.80	-121.70	91.34	-19.16	-142.98	221.03	-12.82
-49.22	-149.38	232.12	-6.94	-116.76	91.34	-19.16	-142.97	221.03	-12.81
-44.88	-143.04	195.56	-5.32	-108.42	63.20	-17.74	-137.43	185.97	-12.17
-40.22	-136.29	160.63	-3.51	-96.37	37.38	-16.07	-131.18	152.38	-11.25
-35.25	-129.38	127.41	-1.69	-76.78	15.63	-14.10	-124.59	120.39	-10.02
-29.93	-122.58	95.93	-0.06	-45.76	0.00	-11.83	-118.05	90.07	-8.48
-29.85	-118.25	95.93	0.00	0.00	0.00	-11.93	-113.14	90.07	-8.60
-24.28	-113.62	66.90	0.00	0.00	0.00	-9.45	-106.34	62.64	-6.81
-18.17	-102.64	39.60	0.00	0.00	0.00	-6.68	-95.39	37.20	-4.73
-11.55	-81.60	16.41	0.00	0.00	0.00	-3.81	-76.46	15.60	-2.55
-4.45	-46.76	0.00	0.00	0.00	0.00	-0.99	-45.75	0.00	-0.44



Autorità Portuale di Taranto

Interventi per il dragaggio di 2,3 M m³ di sedimenti in area Molo Polisettoriale e per la realizzazione di un primo lotto della cassa di colmata funzionale all'ampliamento del V Sporgente del Porto di Taranto

Allegati alla relazione di calcolo strutturale allineamento "BC"

Data 05/2016
Rev. B
c.d.c.: C296A
514B

13			14			15		
Q	M	N	Q	M	N	Q	M	
[kN/m]	[kNm/m]	[kN/m]	[kN/m]	[kNm/m]	[kN/m]	[kN/m]	[kNm/m]	
0.00	0.00	0.00	0.00	0.00	0.00	0.00	0.00	
0.00	0.00	0.00	0.00	0.00	0.00	0.00	0.00	
0.00	0.00	0.00	0.00	0.00	0.00	0.00	0.00	
0.00	0.00	0.00	0.00	0.00	0.00	0.00	0.00	
0.00	0.00	0.00	0.00	0.00	0.00	0.00	0.00	
0.00	0.00	0.00	0.00	0.00	0.00	0.00	0.00	
0.00	0.00	0.00	0.00	0.00	0.00	0.00	0.00	
0.00	0.00	0.00	0.00	0.00	0.00	0.00	0.00	
0.00	0.00	0.00	0.00	0.00	0.00	0.00	0.00	
0.00	0.00	0.00	0.00	0.00	0.00	0.00	0.00	
0.00	0.00	0.00	0.00	0.00	0.00	0.00	0.00	
0.00	0.00	0.00	0.00	0.00	0.00	0.00	0.00	
0.00	0.00	0.00	0.00	0.00	0.00	0.00	0.00	
0.00	0.00	0.00	0.00	0.00	0.00	0.00	0.00	
0.00	0.00	0.00	0.00	0.00	0.00	0.00	0.00	
0.20	0.00	0.04	0.61	0.00	0.04	0.11	0.00	
-0.09	0.00	-0.05	-0.21	-0.01	0.04	0.33	0.02	
0.36	0.01	-0.05	1.31	0.07	0.30	1.73	0.20	
1.40	0.17	0.01	4.54	0.59	0.76	3.99	0.72	
2.88	0.56	0.10	8.88	1.84	1.33	6.78	1.73	
2.74	0.56	0.07	8.46	1.84	1.27	6.50	1.73	
4.17	1.21	0.10	12.17	3.77	1.71	8.70	3.15	
5.71	2.13	0.06	15.97	6.41	2.15	10.84	4.99	
7.37	3.36	-0.08	19.89	9.77	2.57	12.92	7.21	
9.14	4.90	-0.29	23.92	13.88	2.99	14.96	9.83	
9.15	4.90	-0.29	23.94	13.88	2.97	15.00	9.83	
11.97	7.53	-0.69	29.49	20.55	3.40	17.66	13.91	
15.51	10.95	-1.21	35.18	28.63	3.75	20.26	18.65	
19.81	15.35	-1.85	41.06	38.16	4.01	22.84	24.04	
24.89	20.92	-2.61	47.12	49.18	4.18	25.43	30.08	
24.88	20.92	-2.61	47.11	49.18	4.19	25.46	30.08	
31.43	28.64	-3.61	54.08	63.08	4.28	28.48	37.49	
38.85	38.29	-4.74	61.21	78.93	4.31	31.62	45.75	
47.13	50.09	-6.01	68.50	96.77	4.29	34.88	54.89	
56.25	64.28	-7.41	75.93	116.62	4.20	38.26	64.95	
56.26	64.28	-7.40	75.93	116.62	4.20	38.26	64.95	
64.34	77.83	-8.66	82.10	134.39	4.10	41.11	73.87	
73.02	93.28	-9.99	88.37	153.57	3.96	44.04	83.45	
82.29	110.74	-11.39	94.74	174.18	3.79	47.03	93.70	
92.15	130.35	-12.84	101.22	196.21	3.58	50.09	104.62	
92.19	130.35	-12.83	101.24	196.21	3.58	50.11	104.62	
103.63	154.82	-14.46	108.61	222.43	3.31	53.63	117.58	
115.31	182.19	-16.14	116.19	250.54	2.99	57.34	131.45	
127.22	212.51	-17.87	123.99	280.56	2.62	61.25	146.27	
139.35	245.82	-19.64	132.00	312.55	2.19	65.36	162.09	
139.34	245.82	-19.64	131.98	312.55	2.19	65.35	162.09	
151.71	282.19	-21.46	140.19	346.56	1.70	69.69	178.96	
164.25	321.69	-23.30	148.52	382.66	1.15	74.19	196.95	
176.94	364.35	-25.16	156.94	420.84	0.55	78.82	216.08	
189.73	410.17	-27.04	165.43	461.13	-0.10	83.57	236.37	

**Autorità Portuale di Taranto**

Interventi per il dragaggio di 2,3 M m³ di sedimenti in area Molo Polisettoriale e per la realizzazione di un primo lotto della cassa di colmata funzionale all'ampliamento del V Sporgente del Porto di Taranto

Allegati alla relazione di calcolo strutturale allineamento "BC"

Data 05/2016
 Rev. B
 c.d.c.: C296A
 514B

189.74	410.17	-27.04	165.43	461.13	-0.10	83.58	236.37
202.64	459.20	-28.94	173.98	503.55	-0.80	88.47	257.87
215.65	511.50	-30.83	182.54	548.12	-1.53	93.46	280.61
228.75	567.06	-32.73	191.09	594.84	-2.29	98.54	304.62
241.94	625.88	-34.62	199.64	643.67	-3.09	103.71	329.89
241.94	625.88	-34.62	199.63	643.67	-3.09	103.71	329.89
255.22	688.01	-36.50	208.14	694.63	-3.91	108.98	356.47
268.59	753.50	-38.38	216.63	747.74	-4.75	114.32	384.39
282.04	822.34	-40.25	225.08	802.96	-5.61	119.73	413.65
295.56	894.52	-42.11	233.49	860.27	-6.49	125.19	444.26
295.68	894.52	-42.13	233.59	860.27	-6.52	125.33	444.26
308.99	970.08	-43.92	241.66	919.66	-7.31	130.36	476.21
322.66	1049.05	-45.75	249.96	981.12	-8.17	135.67	509.46
336.72	1131.48	-47.65	258.54	1044.69	-9.13	141.35	544.09
351.25	1217.45	-49.63	267.46	1110.42	-10.21	147.47	580.17
351.09	1217.45	-49.58	267.26	1110.42	-10.17	147.34	580.17
366.65	1307.16	-51.75	277.03	1178.46	-11.47	154.51	617.90
381.77	1400.74	-53.75	286.10	1248.88	-12.69	161.41	657.40
396.52	1498.06	-55.62	294.54	1321.49	-13.85	168.12	698.61
410.95	1598.97	-57.35	302.37	1396.09	-14.96	174.72	741.45
412.48	1598.97	-57.76	304.79	1396.09	-15.13	176.88	741.45
415.43	1702.42	-56.63	312.24	1473.19	-15.17	188.12	787.08
418.72	1806.72	-55.62	320.02	1552.25	-15.24	198.48	835.44
421.93	1911.82	-54.60	327.62	1633.22	-15.28	207.74	886.25
424.69	2017.64	-53.48	334.55	1716.00	-15.25	215.71	939.20
424.28	2017.64	-53.38	334.11	1716.00	-15.20	215.57	939.20
425.81	2123.90	-52.82	340.02	1800.27	-15.45	221.99	993.91
426.46	2230.47	-52.19	344.92	1885.92	-15.67	227.32	1050.10
426.36	2337.12	-51.51	349.03	1972.70	-15.87	231.72	1107.52
425.66	2443.61	-50.85	352.57	2060.39	-16.07	235.32	1165.90
425.54	2443.61	-50.82	352.46	2060.39	-16.05	235.27	1165.90
424.10	2549.80	-50.42	355.42	2148.87	-16.43	238.00	1225.06
421.85	2655.59	-49.99	357.63	2238.04	-16.79	239.89	1284.83
418.75	2760.71	-49.52	359.04	2327.66	-17.13	240.94	1344.97
414.75	2864.89	-49.01	359.64	2417.49	-17.44	241.13	1405.23
414.84	2864.89	-49.02	359.77	2417.49	-17.44	241.20	1405.23
410.01	2967.99	-48.64	359.68	2507.42	-17.87	240.57	1465.45
404.35	3069.82	-48.19	358.90	2597.27	-18.26	239.13	1525.44
397.90	3170.15	-47.69	357.48	2686.86	-18.62	236.90	1584.98
390.70	3268.71	-47.16	355.48	2775.97	-18.96	233.94	1643.84
390.65	3268.71	-47.13	355.39	2775.97	-18.94	233.89	1643.84
382.70	3365.38	-46.77	352.77	2864.48	-19.41	230.18	1701.85
373.99	3460.00	-46.36	349.46	2952.29	-19.85	225.71	1758.86
364.54	3552.36	-45.92	345.48	3039.20	-20.27	220.52	1814.67
354.37	3642.21	-45.45	340.87	3124.98	-20.65	214.62	1869.06
354.46	3642.21	-45.46	340.96	3124.98	-20.66	214.70	1869.06
343.60	3729.46	-45.14	335.78	3209.57	-21.15	208.10	1921.91
332.16	3813.96	-44.79	330.10	3292.83	-21.63	200.92	1973.06
320.12	3895.53	-44.41	323.92	3374.61	-22.08	193.17	2022.35
307.50	3973.98	-44.02	317.26	3454.75	-22.52	184.86	2069.60
307.41	3973.98	-43.99	317.16	3454.75	-22.50	184.78	2069.60
294.21	4049.18	-43.76	310.05	3533.15	-23.05	175.90	2114.69
280.32	4121.02	-43.50	302.35	3609.73	-23.57	166.37	2157.50

**Autorità Portuale di Taranto**

Interventi per il dragaggio di 2,3 M m³ di sedimenti in area Molo Polisettoriale e per la realizzazione di un primo lotto della cassa di colmata funzionale all'ampliamento del V Sporgente del Porto di Taranto

Allegati alla relazione di calcolo strutturale allineamento "BC"

Data 05/2016
Rev. B
c.d.c.: C296A
514B

265.78	4189.32	-43.21	294.08	3684.31	-24.07	156.20	2197.84
250.61	4253.86	-42.89	285.27	3756.72	-24.55	145.40	2235.55
250.63	4253.86	-42.89	285.29	3756.72	-24.55	145.41	2235.55
234.80	4314.54	-42.73	275.93	3826.87	-25.12	133.96	2270.47
218.27	4371.20	-42.53	265.95	3894.63	-25.67	121.82	2302.47
201.04	4423.64	-42.30	255.34	3959.82	-26.19	108.99	2331.34
183.13	4471.67	-42.03	244.10	4022.25	-26.68	95.47	2356.91
183.09	4471.67	-42.03	244.07	4022.25	-26.68	95.45	2356.91
164.57	4515.13	-41.95	232.33	4081.80	-27.28	81.32	2379.01
145.52	4553.91	-41.87	220.11	4138.38	-27.87	66.68	2397.52
125.91	4587.86	-41.76	207.36	4191.83	-28.44	51.50	2412.31
105.71	4616.81	-41.64	194.04	4242.01	-29.00	35.75	2423.23
105.73	4616.81	-41.63	194.05	4242.01	-28.99	35.76	2423.23
85.06	4640.67	-41.67	180.28	4288.81	-29.65	19.61	2430.16
63.72	4659.29	-41.67	165.81	4332.09	-30.28	2.80	2432.97
41.82	4672.50	-41.63	150.75	4371.68	-30.87	-14.59	2431.51
19.44	4680.16	-41.59	135.18	4407.42	-31.45	-32.47	2425.64
19.36	4680.16	-41.56	135.06	4407.42	-31.43	-32.54	2425.64
-3.29	4682.18	-41.70	119.20	4439.21	-32.11	-51.00	2415.22
-26.50	4678.46	-41.79	102.63	4466.96	-32.76	-69.92	2400.10
-50.18	4668.89	-41.86	85.41	4490.48	-33.39	-89.14	2380.22
-74.25	4653.34	-41.90	67.62	4509.62	-34.03	-108.50	2355.52
-74.13	4653.34	-41.90	67.67	4509.62	-34.10	-107.85	2355.52
-98.22	4631.80	-42.07	49.40	4524.25	-34.60	-126.76	2326.14
-121.75	4604.28	-42.24	30.99	4534.30	-35.33	-142.38	2292.41
-144.54	4570.97	-42.44	12.59	4539.75	-36.29	-154.48	2255.23
-166.39	4532.09	-42.69	-5.69	4540.61	-37.54	-162.85	2215.49
-166.28	4532.09	-42.72	-5.61	4540.61	-37.59	-162.92	2215.49
-184.62	4488.16	-42.86	-22.50	4537.05	-38.70	-167.06	2174.18
-199.51	4440.07	-43.20	-37.27	4529.53	-40.04	-168.18	2132.21
-211.04	4388.66	-43.72	-49.97	4518.58	-41.61	-166.39	2090.32
-219.29	4334.82	-44.41	-60.65	4504.72	-43.39	-161.80	2049.25
-220.44	4334.82	-44.49	-61.65	4504.72	-43.42	-162.98	2049.25
-223.85	4279.20	-44.54	-68.48	4488.40	-44.73	-154.51	2009.50
-224.99	4223.11	-45.00	-74.62	4470.56	-46.45	-144.62	1972.14
-226.13	4166.68	-45.46	-81.90	4450.99	-48.25	-135.15	1937.14
-229.53	4109.83	-45.53	-92.15	4429.34	-49.82	-127.92	1904.35
-259.80	4109.83	-40.39	-117.97	4429.34	-50.05	-153.30	1904.35
-277.12	4042.62	-31.35	-158.40	4394.62	-51.57	-160.08	1865.08
-288.99	3971.71	-23.31	-190.00	4350.87	-53.87	-161.65	1824.74
-294.95	3898.59	-16.70	-212.52	4300.36	-56.96	-157.68	1784.70
-294.57	3824.77	-11.96	-225.66	4245.40	-60.83	-147.84	1746.39
-295.10	3824.77	-12.00	-226.70	4245.40	-60.93	-148.34	1746.39
-289.84	3751.57	-9.67	-234.15	4187.68	-64.68	-134.01	1711.01
-279.96	3680.24	-9.17	-235.80	4128.81	-68.20	-115.53	1679.73
-265.59	3611.93	-10.46	-231.78	4070.23	-71.53	-93.02	1653.57
-246.85	3547.81	-13.49	-222.24	4013.38	-74.72	-66.63	1633.54
-246.72	3547.81	-13.58	-221.95	4013.38	-74.84	-66.56	1633.54
-224.87	3488.80	-17.93	-208.21	3959.51	-77.81	-37.41	1620.48
-198.69	3435.73	-24.25	-188.25	3909.78	-80.91	-4.56	1615.14
-167.47	3389.85	-32.79	-161.23	3865.95	-84.38	32.56	1618.56
-154.37	3352.48	-37.06	-151.83	3829.83	-86.30	61.26	1631.83
-130.49	3352.48	-43.83	-126.31	3829.83	-88.43	74.56	1631.83

**Autorità Portuale di Taranto**

Interventi per il dragaggio di 2,3 M m³ di sedimenti in area Molo Polisettoriale e per la realizzazione di un primo lotto della cassa di colmata funzionale all'ampliamento del V Sporgente del Porto di Taranto

Allegati alla relazione di calcolo strutturale allineamento "BC"

Data 05/2016
Rev. B
c.d.c.: C296A
514B

-221.82	3305.28	-28.08	-210.71	3784.31	-80.56	15.83	1641.35
-280.41	3242.31	-19.56	-261.71	3725.16	-75.62	-23.55	1640.25
-330.42	3165.76	-10.97	-307.25	3653.88	-71.40	-56.79	1630.08
-372.09	3077.79	-1.77	-349.73	3571.76	-67.80	-83.79	1612.38
-373.03	3077.79	-1.87	-350.36	3571.76	-67.49	-85.43	1612.38
-404.03	2980.56	8.09	-386.65	3479.53	-63.04	-107.76	1588.19
-428.93	2876.28	17.26	-416.51	3378.98	-58.91	-127.54	1558.70
-447.51	2766.58	25.65	-440.02	3271.75	-55.14	-144.40	1524.65
-459.55	2653.08	33.28	-457.28	3159.49	-51.77	-157.99	1486.78
-460.31	2653.08	33.19	-457.44	3159.49	-51.90	-158.57	1486.78
-468.19	2536.96	41.61	-469.43	3043.57	-47.70	-170.30	1445.65
-472.22	2419.30	49.62	-477.66	2925.09	-44.53	-180.28	1401.78
-472.52	2301.11	57.25	-482.35	2804.98	-42.34	-188.49	1355.63
-469.19	2183.35	64.54	-483.70	2684.19	-41.08	-194.88	1307.69
-469.47	2183.35	64.54	-484.10	2684.19	-41.04	-194.92	1307.69
-463.63	2066.70	72.00	-483.12	2563.28	-40.23	-199.87	1258.32
-455.90	1951.69	79.20	-480.29	2442.79	-40.12	-203.63	1207.85
-446.38	1838.84	86.16	-475.69	2323.22	-40.69	-206.21	1156.58
-435.18	1728.64	92.91	-469.43	2205.08	-41.92	-207.60	1104.84
-435.19	1728.64	92.88	-469.65	2205.08	-41.74	-207.59	1104.84
-423.01	1621.37	99.07	-462.32	2088.59	-43.82	-208.12	1052.87
-409.95	1517.21	104.34	-454.00	1974.00	-46.16	-207.80	1000.86
-396.10	1416.41	108.72	-444.76	1861.61	-48.58	-206.64	949.02
-381.55	1319.22	112.25	-434.71	1751.69	-50.90	-204.69	897.60
-381.67	1319.22	112.27	-434.79	1751.69	-50.82	-204.75	897.60
-366.93	1225.66	115.15	-424.38	1644.31	-52.62	-202.23	846.73
-352.00	1135.77	117.33	-413.65	1539.53	-54.14	-199.19	796.53
-336.98	1049.62	118.83	-402.64	1437.46	-55.36	-195.69	747.15
-321.95	967.28	119.65	-391.39	1338.22	-56.28	-191.81	698.72
-322.09	967.28	119.65	-391.03	1338.22	-56.28	-191.89	698.72
-307.24	888.64	119.61	-379.88	1241.88	-56.85	-187.67	651.28
-292.74	813.63	118.96	-368.55	1148.30	-57.13	-183.28	604.90
-278.63	742.20	117.70	-357.10	1057.57	-57.11	-178.76	559.63
-264.94	674.28	115.83	-345.57	969.75	-56.80	-174.13	515.52
-264.93	674.28	115.82	-345.54	969.75	-56.80	-174.14	515.52
-251.72	609.72	113.22	-334.44	884.78	-56.18	-169.49	472.58
-238.95	548.39	110.01	-323.40	802.53	-55.25	-164.78	430.78
-226.62	490.19	106.18	-312.33	723.05	-54.01	-160.01	390.17
-214.72	435.04	101.74	-301.13	646.38	-52.47	-155.16	350.78
-214.83	435.04	101.72	-301.22	646.38	-52.47	-155.28	350.78
-203.17	382.81	96.54	-289.62	572.54	-50.55	-150.22	312.60
-191.92	333.42	90.74	-277.92	501.58	-48.24	-145.12	275.68
-181.03	286.80	84.31	-266.06	433.56	-45.55	-139.96	240.03
-170.50	242.87	77.24	-254.03	368.56	-42.46	-134.71	205.70
-170.47	242.87	77.34	-253.89	368.56	-42.45	-134.70	205.70
-159.62	201.61	69.21	-240.67	306.71	-38.97	-128.78	172.76
-148.59	163.08	60.56	-226.14	248.34	-35.08	-122.36	141.36
-137.76	127.28	51.65	-210.82	193.69	-30.77	-115.78	111.58
-127.51	94.15	42.71	-195.20	142.95	-26.00	-109.40	83.45
-122.65	94.15	42.46	-188.71	142.95	-26.02	-104.74	83.45
-112.63	64.75	34.18	-172.98	97.72	-20.94	-98.34	58.07
-99.05	38.08	25.94	-150.63	56.94	-15.42	-88.27	34.54
-78.11	15.83	17.36	-116.76	23.34	-9.57	-70.97	14.53
-46.03	0.00	8.07	-66.45	0.00	-3.48	-42.89	0.00

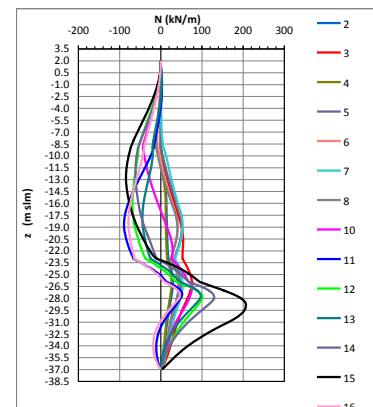
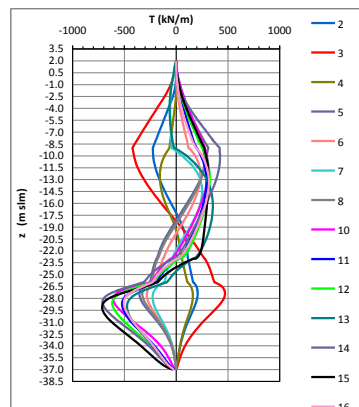
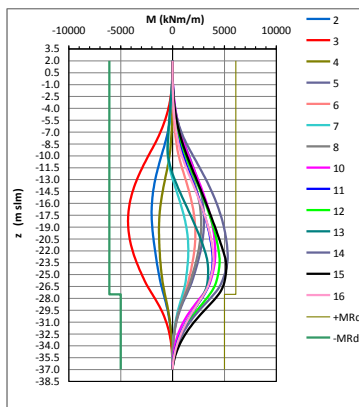
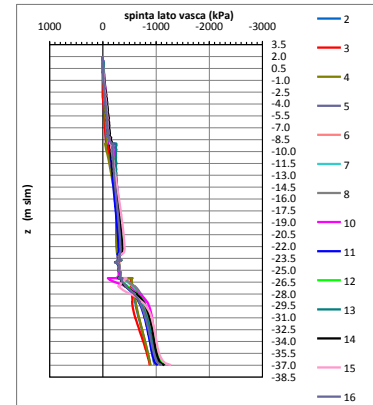
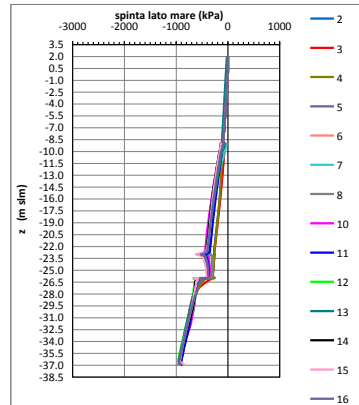
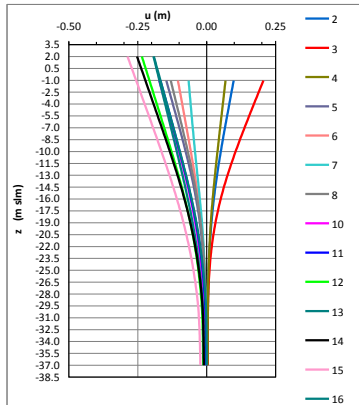
**Autorità Portuale di Taranto**

Interventi per il dragaggio di 2,3 M m³ di sedimenti in area Molo Polisettoriale e per la realizzazione di un primo lotto della cassa di colmata funzionale all'ampliamento del V Sporgente del Porto di Taranto

Allegati alla relazione di calcolo strutturale allineamento "BC"

Data 05/2016
Rev. B
c.d.c.: C296A
514B

1.4.4 Grafici



Autorità Portuale di Taranto
Interventi per il dragaggio di 2,3 M m³ di sedimenti in area Molo Polisettoriale e per la realizzazione di un primo lotto della cassa di colmata funzionale all'ampliamento del V Sporgente del Porto di Taranto

Allegati alla relazione di calcolo strutturale allineamento "BC"

Data 05/2016
Rev. B
c.d.c.: C296A
514B

1.5 TABULATI DI INPUT ED OUTPUT SEZIONE 7 (C.D.)

1.5.1 Riepilogo deformazioni



Autorità Portuale di Taranto

Interventi per il dragaggio di 2,3 M m³ di sedimenti in area Molo Polisettoriale e per la realizzazione di un primo lotto della cassa di colmanta funzionale all'ampliamento del V Sporgente del Porto di Taranto

Allegati alla relazione di calcolo strutturale allineamento "BC"

Data 05/2016
Rev. B
c.d.c.: C296A
514B

FASE	2		3		4		5		6		7	
Y	Ux	Uy	Ux	Uy	Ux	Uy	Ux	Uy	Ux	Uy	Ux	Uy
[m]	[m]	[m]	[m]	[m]	[m]	[m]	[m]	[m]	[m]	[m]	[m]	[m]
3.50	0.000	0.000	0.000	0.000	0.000	0.000	0.000	0.000	0.000	0.000	0.000	0.000
3.23	0.000	0.000	0.000	0.000	0.000	0.000	0.000	0.000	0.000	0.000	0.000	0.000
2.95	0.000	0.000	0.000	0.000	0.000	0.000	0.000	0.000	0.000	0.000	0.000	0.000
2.68	0.000	0.000	0.000	0.000	0.000	0.000	0.000	0.000	0.000	0.000	0.000	0.000
2.40	0.000	0.000	0.000	0.000	0.000	0.000	0.000	0.000	0.000	0.000	0.000	0.000
2.40	0.000	0.000	0.000	0.000	0.000	0.000	0.000	0.000	0.000	0.000	0.000	0.000
2.30	0.000	0.000	0.000	0.000	0.000	0.000	0.000	0.000	0.000	0.000	0.000	0.000
2.20	0.000	0.000	0.000	0.000	0.000	0.000	0.000	0.000	0.000	0.000	0.000	0.000
2.10	0.000	0.000	0.000	0.000	0.000	0.000	0.000	0.000	0.000	0.000	0.000	0.000
2.00	0.000	0.000	0.000	0.000	0.000	0.000	0.000	0.000	0.000	0.000	0.000	0.000
2.00	0.099	0.003	0.205	0.004	0.050	0.003	-0.052	-0.004	0.003	-0.003	-0.098	-0.004
1.88	0.098	0.003	0.204	0.004	0.050	0.003	-0.051	-0.004	0.003	-0.003	-0.098	-0.004
1.75	0.098	0.003	0.203	0.004	0.050	0.003	-0.051	-0.004	0.003	-0.003	-0.097	-0.004
1.63	0.097	0.003	0.201	0.004	0.049	0.003	-0.050	-0.004	0.003	-0.003	-0.096	-0.004
1.50	0.097	0.003	0.200	0.004	0.049	0.003	-0.050	-0.004	0.003	-0.003	-0.095	-0.004
1.50	0.097	0.003	0.200	0.004	0.049	0.003	-0.050	-0.004	0.003	-0.003	-0.095	-0.004
1.31	0.096	0.003	0.198	0.004	0.049	0.003	-0.049	-0.004	0.003	-0.003	-0.094	-0.004
1.13	0.095	0.003	0.196	0.004	0.048	0.003	-0.049	-0.004	0.003	-0.003	-0.093	-0.004
0.94	0.094	0.003	0.194	0.004	0.048	0.003	-0.048	-0.004	0.003	-0.003	-0.092	-0.004
0.75	0.093	0.003	0.192	0.004	0.048	0.003	-0.047	-0.004	0.003	-0.003	-0.091	-0.004
0.75	0.093	0.003	0.192	0.004	0.048	0.003	-0.047	-0.004	0.003	-0.003	-0.091	-0.004
0.56	0.092	0.003	0.190	0.004	0.047	0.003	-0.047	-0.004	0.003	-0.003	-0.090	-0.004
0.38	0.091	0.003	0.188	0.004	0.047	0.003	-0.046	-0.004	0.003	-0.003	-0.089	-0.004
0.19	0.090	0.003	0.186	0.004	0.046	0.003	-0.046	-0.004	0.003	-0.003	-0.088	-0.004
0.00	0.089	0.003	0.184	0.004	0.046	0.003	-0.045	-0.004	0.003	-0.003	-0.087	-0.004
0.00	0.089	0.003	0.184	0.004	0.046	0.003	-0.045	-0.004	0.003	-0.003	-0.087	-0.004
-0.25	0.088	0.003	0.181	0.004	0.045	0.003	-0.044	-0.004	0.003	-0.003	-0.085	-0.004
-0.50	0.087	0.003	0.179	0.004	0.045	0.003	-0.043	-0.004	0.003	-0.003	-0.084	-0.004
-0.75	0.086	0.003	0.176	0.004	0.044	0.003	-0.043	-0.004	0.003	-0.003	-0.083	-0.004
-1.00	0.084	0.003	0.173	0.004	0.044	0.003	-0.042	-0.004	0.003	-0.003	-0.081	-0.004
-1.00	0.084	0.003	0.173	0.004	0.044	0.003	-0.042	-0.004	0.003	-0.003	-0.081	-0.004
-1.28	0.083	0.003	0.170	0.004	0.043	0.003	-0.041	-0.004	0.003	-0.003	-0.080	-0.004
-1.55	0.082	0.003	0.167	0.004	0.043	0.003	-0.040	-0.004	0.003	-0.003	-0.078	-0.004
-1.83	0.080	0.003	0.165	0.004	0.042	0.003	-0.039	-0.004	0.003	-0.003	-0.076	-0.004
-2.10	0.079	0.003	0.162	0.004	0.041	0.003	-0.038	-0.004	0.003	-0.003	-0.075	-0.004
-2.10	0.079	0.003	0.162	0.004	0.041	0.003	-0.038	-0.004	0.003	-0.003	-0.075	-0.004
-2.33	0.078	0.003	0.159	0.004	0.041	0.003	-0.037	-0.004	0.003	-0.003	-0.074	-0.004
-2.55	0.077	0.003	0.157	0.004	0.041	0.003	-0.037	-0.004	0.003	-0.003	-0.072	-0.004
-2.78	0.076	0.003	0.154	0.004	0.040	0.003	-0.036	-0.004	0.003	-0.003	-0.071	-0.004
-3.00	0.075	0.003	0.152	0.004	0.040	0.003	-0.035	-0.004	0.003	-0.003	-0.070	-0.004
-3.00	0.075	0.003	0.152	0.004	0.040	0.003	-0.035	-0.004	0.003	-0.003	-0.070	-0.004
-3.23	0.074	0.003	0.150	0.004	0.039	0.003	-0.034	-0.004	0.003	-0.003	-0.068	-0.004
-3.46	0.072	0.003	0.147	0.004	0.039	0.003	-0.034	-0.004	0.003	-0.003	-0.067	-0.004
-3.70	0.071	0.003	0.145	0.004	0.038	0.003	-0.033	-0.004	0.003	-0.003	-0.066	-0.004
-3.93	0.070	0.003	0.142	0.004	0.038	0.003	-0.032	-0.004	0.003	-0.003	-0.064	-0.004
-3.93	0.070	0.003	0.142	0.004	0.038	0.003	-0.032	-0.004	0.003	-0.003	-0.064	-0.004
-4.16	0.069	0.003	0.140	0.004	0.037	0.003	-0.031	-0.004	0.003	-0.003	-0.063	-0.004
-4.39	0.068	0.003	0.137	0.004	0.037	0.003	-0.031	-0.004	0.003	-0.003	-0.062	-0.004
-4.63	0.067	0.003	0.135	0.004	0.036	0.003	-0.030	-0.004	0.003	-0.003	-0.060	-0.004
-4.86	0.066	0.003	0.132	0.004	0.036	0.003	-0.029	-0.004	0.003	-0.003	-0.059	-0.004
-4.86	0.066	0.003	0.132	0.004	0.036	0.003	-0.029	-0.004	0.003	-0.003	-0.059	-0.004
-5.09	0.065	0.003	0.130	0.004	0.035	0.003	-0.028	-0.004	0.003	-0.003	-0.058	-0.004



Autorità Portuale di Taranto
 Interventi per il dragaggio di 2,3 M m³ di sedimenti in area Molo Polisettoriale e per la realizzazione di un primo lotto della cassa di colmata funzionale all'ampliamento del V Sporgente del Porto di Taranto

Allegati alla relazione di calcolo strutturale allineamento "BC"

Data 05/2016
 Rev. B
 c.d.c.: C296A
 514B



-5.32	0.063	0.003	0.128	0.004	0.035	0.003	-0.028	-0.004	0.003	-0.003	-0.057	-0.004
-5.55	0.062	0.003	0.125	0.004	0.034	0.003	-0.027	-0.004	0.003	-0.003	-0.055	-0.004
-5.79	0.061	0.003	0.123	0.004	0.034	0.003	-0.026	-0.004	0.003	-0.003	-0.054	-0.004
-5.79	0.061	0.003	0.123	0.004	0.034	0.003	-0.026	-0.004	0.003	-0.003	-0.054	-0.004
-6.02	0.060	0.003	0.120	0.004	0.033	0.003	-0.026	-0.004	0.003	-0.003	-0.053	-0.004
-6.25	0.059	0.003	0.118	0.004	0.033	0.003	-0.025	-0.004	0.003	-0.003	-0.051	-0.004
-6.48	0.058	0.003	0.116	0.004	0.032	0.003	-0.024	-0.004	0.003	-0.003	-0.050	-0.004
-6.71	0.057	0.003	0.113	0.004	0.032	0.003	-0.023	-0.004	0.003	-0.003	-0.049	-0.004
-6.71	0.057	0.003	0.113	0.004	0.032	0.003	-0.023	-0.004	0.003	-0.003	-0.049	-0.004
-6.95	0.056	0.003	0.111	0.004	0.031	0.003	-0.023	-0.004	0.003	-0.003	-0.047	-0.004
-7.18	0.055	0.003	0.109	0.004	0.031	0.003	-0.022	-0.004	0.003	-0.003	-0.046	-0.004
-7.41	0.054	0.003	0.106	0.004	0.030	0.003	-0.021	-0.004	0.003	-0.003	-0.045	-0.004
-7.64	0.052	0.003	0.104	0.004	0.030	0.003	-0.021	-0.004	0.003	-0.003	-0.044	-0.004
-7.64	0.052	0.003	0.104	0.004	0.030	0.003	-0.021	-0.004	0.003	-0.003	-0.044	-0.004
-7.88	0.051	0.003	0.102	0.004	0.029	0.003	-0.020	-0.004	0.003	-0.003	-0.042	-0.004
-8.11	0.050	0.003	0.099	0.004	0.029	0.003	-0.019	-0.004	0.003	-0.003	-0.041	-0.004
-8.34	0.049	0.003	0.097	0.004	0.028	0.003	-0.018	-0.004	0.003	-0.003	-0.040	-0.004
-8.57	0.048	0.003	0.095	0.004	0.028	0.003	-0.018	-0.004	0.003	-0.003	-0.039	-0.004
-8.57	0.048	0.003	0.095	0.004	0.028	0.003	-0.018	-0.004	0.003	-0.003	-0.039	-0.004
-8.80	0.047	0.003	0.092	0.004	0.027	0.003	-0.017	-0.004	0.003	-0.003	-0.038	-0.004
-9.04	0.046	0.003	0.090	0.004	0.027	0.003	-0.016	-0.004	0.003	-0.003	-0.036	-0.004
-9.27	0.045	0.003	0.088	0.004	0.026	0.003	-0.016	-0.004	0.003	-0.003	-0.035	-0.004
-9.50	0.044	0.003	0.086	0.004	0.026	0.003	-0.015	-0.004	0.003	-0.003	-0.034	-0.004
-9.50	0.044	0.003	0.086	0.004	0.026	0.003	-0.015	-0.004	0.003	-0.003	-0.034	-0.004
-9.74	0.043	0.003	0.084	0.004	0.025	0.003	-0.014	-0.004	0.003	-0.003	-0.033	-0.004
-9.98	0.042	0.003	0.081	0.004	0.025	0.003	-0.014	-0.004	0.003	-0.003	-0.032	-0.004
-10.23	0.041	0.003	0.079	0.004	0.025	0.003	-0.013	-0.004	0.004	-0.003	-0.030	-0.004
-10.47	0.040	0.003	0.077	0.004	0.024	0.003	-0.012	-0.004	0.004	-0.003	-0.029	-0.004
-10.47	0.040	0.003	0.077	0.004	0.024	0.003	-0.012	-0.004	0.004	-0.003	-0.029	-0.004
-10.71	0.039	0.003	0.075	0.004	0.024	0.003	-0.012	-0.004	0.004	-0.003	-0.028	-0.004
-10.95	0.038	0.003	0.073	0.004	0.023	0.003	-0.011	-0.004	0.004	-0.003	-0.027	-0.004
-11.20	0.037	0.003	0.071	0.004	0.023	0.003	-0.011	-0.004	0.004	-0.003	-0.026	-0.004
-11.44	0.036	0.003	0.068	0.004	0.022	0.003	-0.010	-0.004	0.004	-0.003	-0.025	-0.004
-11.44	0.036	0.003	0.068	0.004	0.022	0.003	-0.010	-0.004	0.004	-0.003	-0.025	-0.004
-11.68	0.035	0.003	0.066	0.004	0.022	0.003	-0.009	-0.004	0.004	-0.003	-0.024	-0.004
-11.92	0.034	0.003	0.064	0.004	0.021	0.003	-0.009	-0.004	0.004	-0.003	-0.023	-0.004
-12.16	0.033	0.003	0.062	0.004	0.021	0.003	-0.008	-0.004	0.004	-0.003	-0.022	-0.004
-12.41	0.032	0.003	0.060	0.004	0.020	0.003	-0.008	-0.004	0.004	-0.003	-0.020	-0.004
-12.41	0.032	0.003	0.060	0.004	0.020	0.003	-0.008	-0.004	0.004	-0.003	-0.020	-0.004
-12.65	0.031	0.003	0.059	0.004	0.020	0.003	-0.007	-0.004	0.004	-0.003	-0.019	-0.004
-12.89	0.030	0.003	0.057	0.004	0.019	0.003	-0.007	-0.004	0.004	-0.003	-0.018	-0.004
-13.13	0.030	0.003	0.055	0.004	0.019	0.003	-0.006	-0.004	0.004	-0.003	-0.017	-0.004
-13.37	0.029	0.003	0.053	0.004	0.019	0.003	-0.005	-0.004	0.004	-0.003	-0.017	-0.004
-13.38	0.029	0.003	0.053	0.004	0.019	0.003	-0.005	-0.004	0.004	-0.003	-0.017	-0.004
-13.62	0.028	0.003	0.051	0.004	0.018	0.003	-0.005	-0.004	0.004	-0.003	-0.016	-0.004
-13.86	0.027	0.003	0.050	0.004	0.018	0.003	-0.004	-0.004	0.005	-0.003	-0.015	-0.004
-14.10	0.026	0.003	0.048	0.004	0.017	0.003	-0.004	-0.004	0.005	-0.003	-0.014	-0.004
-14.34	0.026	0.003	0.046	0.004	0.017	0.003	-0.004	-0.004	0.005	-0.003	-0.013	-0.004
-14.34	0.026	0.003	0.046	0.004	0.017	0.003	-0.004	-0.004	0.005	-0.003	-0.013	-0.004
-14.59	0.025	0.003	0.045	0.004	0.017	0.003	-0.003	-0.004	0.005	-0.003	-0.012	-0.004



Autorità Portuale di Taranto

Interventi per il dragaggio di 2,3 M m³ di sedimenti in area Molo Polisettoriale e per la realizzazione di un primo lotto della cassa di colmata funzionale all'ampliamento del V Sporgente del Porto di Taranto

Allegati alla relazione di calcolo strutturale allineamento "BC"

Data 05/2016
Rev. B
c.d.c.: C296A
514B

-14.83	0.024	0.003	0.043	0.004	0.016	0.003	-0.003	-0.004	0.005	-0.003	-0.011	-0.004
-15.07	0.023	0.003	0.041	0.004	0.016	0.003	-0.002	-0.004	0.005	-0.003	-0.011	-0.004
-15.31	0.023	0.003	0.040	0.004	0.016	0.003	-0.002	-0.004	0.005	-0.003	-0.010	-0.004
-15.31	0.023	0.003	0.040	0.004	0.016	0.003	-0.002	-0.004	0.005	-0.003	-0.010	-0.004
-15.55	0.022	0.003	0.039	0.004	0.015	0.003	-0.001	-0.004	0.005	-0.003	-0.009	-0.004
-15.80	0.021	0.003	0.037	0.004	0.015	0.003	-0.001	-0.004	0.005	-0.003	-0.008	-0.004
-16.04	0.021	0.003	0.036	0.004	0.014	0.003	-0.001	-0.004	0.005	-0.003	-0.008	-0.004
-16.28	0.020	0.003	0.034	0.004	0.014	0.003	0.000	-0.004	0.005	-0.003	-0.007	-0.004
-16.28	0.020	0.003	0.034	0.004	0.014	0.003	0.000	-0.004	0.005	-0.003	-0.007	-0.004
-16.52	0.019	0.003	0.033	0.004	0.014	0.003	0.000	-0.004	0.005	-0.003	-0.006	-0.004
-16.77	0.019	0.003	0.032	0.004	0.014	0.003	0.000	-0.004	0.005	-0.003	-0.006	-0.004
-17.01	0.018	0.003	0.031	0.004	0.013	0.003	0.001	-0.004	0.005	-0.003	-0.005	-0.004
-17.25	0.018	0.003	0.029	0.004	0.013	0.003	0.001	-0.004	0.006	-0.003	-0.004	-0.004
-17.25	0.018	0.003	0.029	0.004	0.013	0.003	0.001	-0.004	0.006	-0.003	-0.004	-0.004
-17.49	0.017	0.003	0.028	0.004	0.013	0.003	0.001	-0.004	0.006	-0.003	-0.004	-0.004
-17.73	0.017	0.003	0.027	0.004	0.012	0.003	0.002	-0.004	0.006	-0.003	-0.003	-0.004
-17.98	0.016	0.003	0.026	0.004	0.012	0.003	0.002	-0.004	0.006	-0.003	-0.003	-0.004
-18.22	0.016	0.003	0.025	0.004	0.012	0.003	0.002	-0.004	0.006	-0.003	-0.002	-0.004
-18.22	0.016	0.003	0.025	0.004	0.012	0.003	0.002	-0.004	0.006	-0.003	-0.002	-0.004
-18.46	0.015	0.003	0.024	0.004	0.012	0.003	0.002	-0.004	0.006	-0.003	-0.002	-0.004
-18.70	0.015	0.003	0.023	0.004	0.011	0.003	0.002	-0.004	0.006	-0.003	-0.001	-0.004
-18.95	0.014	0.003	0.022	0.004	0.011	0.003	0.003	-0.004	0.006	-0.003	-0.001	-0.004
-19.19	0.014	0.003	0.021	0.004	0.011	0.003	0.003	-0.004	0.006	-0.003	-0.001	-0.004
-19.19	0.014	0.003	0.021	0.004	0.011	0.003	0.003	-0.004	0.006	-0.003	-0.001	-0.004
-19.43	0.014	0.003	0.021	0.004	0.011	0.003	0.003	-0.004	0.006	-0.003	0.000	-0.004
-19.67	0.013	0.003	0.020	0.004	0.010	0.003	0.003	-0.004	0.006	-0.003	0.000	-0.004
-19.91	0.013	0.003	0.019	0.004	0.010	0.003	0.003	-0.004	0.006	-0.003	0.000	-0.004
-20.16	0.012	0.003	0.018	0.004	0.010	0.003	0.004	-0.004	0.006	-0.003	0.001	-0.004
-20.16	0.012	0.003	0.018	0.004	0.010	0.003	0.004	-0.004	0.006	-0.003	0.001	-0.004
-20.40	0.012	0.003	0.017	0.004	0.010	0.003	0.004	-0.004	0.006	-0.003	0.001	-0.004
-20.64	0.012	0.003	0.017	0.004	0.009	0.003	0.004	-0.004	0.006	-0.003	0.001	-0.004
-20.88	0.011	0.003	0.016	0.004	0.009	0.003	0.004	-0.004	0.006	-0.003	0.002	-0.004
-21.12	0.011	0.003	0.015	0.004	0.009	0.003	0.004	-0.004	0.006	-0.003	0.002	-0.004
-21.13	0.011	0.003	0.015	0.004	0.009	0.003	0.004	-0.004	0.006	-0.003	0.002	-0.004
-21.37	0.011	0.003	0.015	0.004	0.009	0.003	0.004	-0.004	0.006	-0.003	0.002	-0.004
-21.61	0.010	0.003	0.014	0.004	0.009	0.003	0.004	-0.004	0.006	-0.003	0.002	-0.004
-21.85	0.010	0.003	0.014	0.004	0.008	0.003	0.004	-0.004	0.006	-0.003	0.003	-0.004
-22.09	0.010	0.003	0.013	0.004	0.008	0.003	0.004	-0.004	0.006	-0.003	0.003	-0.004
-22.09	0.010	0.003	0.013	0.004	0.008	0.003	0.004	-0.004	0.006	-0.003	0.003	-0.004
-22.34	0.010	0.003	0.013	0.004	0.008	0.003	0.004	-0.004	0.006	-0.003	0.003	-0.004
-22.58	0.009	0.003	0.012	0.004	0.008	0.003	0.004	-0.004	0.006	-0.003	0.003	-0.004
-22.82	0.009	0.003	0.012	0.004	0.008	0.003	0.005	-0.004	0.006	-0.003	0.003	-0.004
-23.06	0.009	0.003	0.011	0.004	0.008	0.003	0.005	-0.004	0.006	-0.003	0.003	-0.004
-23.06	0.009	0.003	0.011	0.004	0.008	0.003	0.005	-0.004	0.006	-0.003	0.003	-0.004
-23.30	0.009	0.003	0.011	0.004	0.007	0.003	0.005	-0.004	0.006	-0.003	0.003	-0.004
-23.55	0.009	0.003	0.011	0.004	0.007	0.003	0.005	-0.004	0.006	-0.003	0.004	-0.004

**Autorità Portuale di Taranto**

Interventi per il dragaggio di 2,3 M m³ di sedimenti in area Molo Polisettoriale e per la realizzazione di un primo lotto della cassa di colmata funzionale all'ampliamento del V Sporgente del Porto di Taranto

Allegati alla relazione di calcolo strutturale allineamento "BC"

Data 05/2016
Rev. B
c.d.c.: C296A
514B



-23.79	0.008	0.003	0.010	0.004	0.007	0.003	0.005	-0.004	0.006	-0.003	0.004	-0.004
-24.03	0.008	0.003	0.010	0.004	0.007	0.003	0.005	-0.004	0.006	-0.003	0.004	-0.004
-24.03	0.008	0.003	0.010	0.004	0.007	0.003	0.005	-0.004	0.006	-0.003	0.004	-0.004
-24.27	0.008	0.003	0.009	0.004	0.007	0.003	0.005	-0.004	0.006	-0.003	0.004	-0.004
-24.52	0.008	0.003	0.009	0.004	0.007	0.003	0.005	-0.004	0.006	-0.003	0.004	-0.004
-24.76	0.008	0.003	0.009	0.004	0.007	0.003	0.005	-0.004	0.006	-0.003	0.004	-0.004
-25.00	0.007	0.003	0.009	0.004	0.006	0.003	0.005	-0.004	0.006	-0.003	0.004	-0.004
-25.00	0.007	0.003	0.009	0.004	0.006	0.003	0.005	-0.004	0.006	-0.003	0.004	-0.004
-25.25	0.007	0.003	0.008	0.004	0.006	0.003	0.005	-0.004	0.006	-0.003	0.004	-0.004
-25.50	0.007	0.003	0.008	0.004	0.006	0.003	0.005	-0.004	0.006	-0.003	0.004	-0.004
-25.75	0.007	0.003	0.008	0.004	0.006	0.003	0.005	-0.004	0.005	-0.003	0.004	-0.004
-26.00	0.007	0.003	0.008	0.004	0.006	0.003	0.005	-0.004	0.005	-0.003	0.004	-0.004
-26.00	0.007	0.003	0.008	0.004	0.006	0.003	0.005	-0.004	0.005	-0.003	0.004	-0.004
-26.25	0.007	0.003	0.007	0.004	0.006	0.003	0.005	-0.004	0.005	-0.003	0.004	-0.004
-26.50	0.006	0.003	0.007	0.004	0.006	0.003	0.005	-0.004	0.005	-0.003	0.004	-0.004
-26.75	0.006	0.003	0.007	0.004	0.006	0.003	0.005	-0.004	0.005	-0.003	0.004	-0.004
-27.00	0.006	0.003	0.007	0.004	0.006	0.003	0.005	-0.004	0.005	-0.003	0.004	-0.004
-27.00	0.006	0.003	0.007	0.004	0.006	0.003	0.005	-0.004	0.005	-0.003	0.004	-0.004
-27.25	0.006	0.003	0.007	0.004	0.006	0.003	0.005	-0.004	0.005	-0.003	0.004	-0.004
-27.50	0.006	0.003	0.006	0.004	0.005	0.003	0.004	-0.004	0.005	-0.003	0.004	-0.004
-27.75	0.006	0.003	0.006	0.004	0.005	0.003	0.004	-0.004	0.005	-0.003	0.004	-0.004
-28.00	0.006	0.003	0.006	0.004	0.005	0.003	0.004	-0.004	0.005	-0.003	0.004	-0.004
-28.00	0.006	0.003	0.006	0.004	0.005	0.003	0.004	-0.004	0.005	-0.003	0.004	-0.004
-28.25	0.006	0.003	0.006	0.004	0.005	0.003	0.004	-0.004	0.005	-0.003	0.004	-0.004
-28.50	0.006	0.003	0.006	0.004	0.005	0.003	0.004	-0.004	0.005	-0.003	0.004	-0.004
-28.75	0.006	0.003	0.006	0.004	0.005	0.003	0.004	-0.004	0.005	-0.003	0.004	-0.004
-29.00	0.005	0.003	0.006	0.004	0.005	0.003	0.004	-0.004	0.005	-0.003	0.004	-0.004
-29.00	0.005	0.003	0.006	0.004	0.005	0.003	0.004	-0.004	0.005	-0.003	0.004	-0.004
-29.25	0.005	0.003	0.006	0.004	0.005	0.003	0.004	-0.004	0.005	-0.003	0.004	-0.004
-29.50	0.005	0.003	0.006	0.004	0.005	0.003	0.004	-0.004	0.005	-0.003	0.004	-0.004
-29.75	0.005	0.003	0.006	0.004	0.005	0.003	0.004	-0.004	0.005	-0.003	0.004	-0.004
-30.00	0.005	0.003	0.005	0.004	0.005	0.003	0.004	-0.004	0.005	-0.003	0.004	-0.004
-30.00	0.005	0.003	0.005	0.004	0.005	0.003	0.004	-0.004	0.005	-0.003	0.004	-0.004
-30.25	0.005	0.003	0.005	0.004	0.005	0.003	0.004	-0.004	0.005	-0.003	0.004	-0.004
-30.50	0.005	0.003	0.005	0.004	0.005	0.003	0.004	-0.004	0.005	-0.003	0.004	-0.004
-30.75	0.005	0.003	0.005	0.004	0.005	0.003	0.004	-0.004	0.005	-0.003	0.004	-0.004
-31.00	0.005	0.003	0.005	0.004	0.005	0.003	0.004	-0.004	0.005	-0.003	0.004	-0.004
-31.00	0.005	0.003	0.005	0.004	0.005	0.003	0.004	-0.004	0.005	-0.003	0.004	-0.004
-31.25	0.005	0.003	0.005	0.004	0.005	0.003	0.004	-0.004	0.005	-0.003	0.004	-0.004
-31.50	0.005	0.003	0.005	0.004	0.005	0.003	0.004	-0.004	0.004	-0.003	0.004	-0.004
-31.75	0.005	0.003	0.005	0.004	0.004	0.003	0.004	-0.004	0.004	-0.003	0.004	-0.004
-32.00	0.005	0.003	0.005	0.004	0.004	0.003	0.004	-0.004	0.004	-0.003	0.004	-0.004
-32.00	0.005	0.003	0.005	0.004	0.004	0.003	0.004	-0.004	0.004	-0.003	0.004	-0.004
-32.25	0.005	0.003	0.005	0.004	0.004	0.003	0.004	-0.004	0.004	-0.003	0.004	-0.004
-32.50	0.005	0.003	0.005	0.004	0.004	0.003	0.004	-0.004	0.004	-0.003	0.004	-0.004
-32.75	0.005	0.003	0.005	0.004	0.004	0.003	0.004	-0.004	0.004	-0.003	0.004	-0.004
-33.00	0.005	0.003	0.005	0.004	0.004	0.003	0.004	-0.004	0.004	-0.003	0.004	-0.004
-33.00	0.005	0.003	0.005	0.004	0.004	0.003	0.004	-0.004	0.004	-0.003	0.004	-0.004
-33.25	0.005	0.003	0.005	0.004	0.004	0.003	0.004	-0.004	0.004	-0.003	0.004	-0.004



Autorità Portuale di Taranto
 Interventi per il dragaggio di 2,3 M m³ di sedimenti in area Molo Polisettoriale e per la realizzazione di un primo lotto della cassa di colmata funzionale all'ampliamento del V Sporgente del Porto di Taranto

Allegati alla relazione di calcolo strutturale allineamento "BC"

Data 05/2016
 Rev. B
 c.d.c.: C296A
 514B



-33.50	0.005	0.003	0.005	0.004	0.004	0.003	0.004	-0.004	0.004	-0.003	0.004	-0.004
-33.75	0.005	0.003	0.005	0.004	0.004	0.003	0.004	-0.004	0.004	-0.003	0.003	-0.004
-34.00	0.005	0.003	0.005	0.004	0.004	0.003	0.004	-0.004	0.004	-0.003	0.003	-0.004
-34.00	0.005	0.003	0.005	0.004	0.004	0.003	0.004	-0.004	0.004	-0.003	0.003	-0.004
-34.25	0.005	0.003	0.005	0.004	0.004	0.003	0.004	-0.004	0.004	-0.003	0.003	-0.004
-34.50	0.005	0.003	0.005	0.004	0.004	0.003	0.004	-0.004	0.004	-0.003	0.003	-0.004
-34.75	0.005	0.003	0.005	0.004	0.004	0.003	0.004	-0.004	0.004	-0.003	0.003	-0.004
-35.00	0.005	0.003	0.005	0.004	0.004	0.003	0.004	-0.004	0.004	-0.003	0.003	-0.004
-35.00	0.005	0.003	0.005	0.004	0.004	0.003	0.004	-0.004	0.004	-0.003	0.003	-0.004
-35.25	0.005	0.003	0.005	0.004	0.004	0.003	0.004	-0.004	0.004	-0.003	0.003	-0.004
-35.50	0.004	0.003	0.005	0.004	0.004	0.003	0.004	-0.004	0.004	-0.003	0.003	-0.004
-35.75	0.004	0.003	0.005	0.004	0.004	0.003	0.004	-0.004	0.004	-0.003	0.003	-0.004
-36.00	0.004	0.003	0.005	0.004	0.004	0.003	0.004	-0.004	0.004	-0.003	0.003	-0.004
-36.00	0.004	0.003	0.005	0.004	0.004	0.003	0.004	-0.004	0.004	-0.003	0.003	-0.004
-36.25	0.004	0.003	0.005	0.004	0.004	0.003	0.004	-0.004	0.004	-0.003	0.003	-0.004
-36.50	0.004	0.003	0.005	0.004	0.004	0.003	0.004	-0.004	0.004	-0.003	0.003	-0.004
-36.75	0.004	0.003	0.005	0.004	0.004	0.003	0.003	-0.004	0.004	-0.003	0.003	-0.004
-37.00	0.004	0.003	0.005	0.004	0.004	0.003	0.003	-0.004	0.004	-0.003	0.003	-0.004
-37.00	0.004	0.003	0.005	0.004	0.004	0.003	0.003	-0.004	0.004	-0.003	0.003	-0.004
-37.25	0.004	0.003	0.005	0.004	0.004	0.003	0.003	-0.004	0.004	-0.003	0.003	-0.004
-37.50	0.004	0.003	0.005	0.004	0.004	0.003	0.003	-0.004	0.004	-0.003	0.003	-0.004
-37.75	0.004	0.003	0.005	0.004	0.004	0.003	0.003	-0.004	0.004	-0.003	0.003	-0.004
-38.00	0.004	0.003	0.005	0.004	0.004	0.003	0.003	-0.004	0.004	-0.003	0.003	-0.004



Autorità Portuale di Taranto
 Interventi per il dragaggio di 2,3 M m³ di sedimenti in area Molo Polisettoriale e per la realizzazione di un primo lotto della cassa di colmanta funzionale all'ampliamento del V Sporgente del Porto di Taranto

Allegati alla relazione di calcolo strutturale allineamento "BC"

Data 05/2016
 Rev. B
 c.d.c.: C296A
 514B



-0.092	-0.005	-0.097	-0.007	-0.075	-0.006	-0.119	-0.006	-0.137	-0.007	-0.066	-0.005
-0.090	-0.005	-0.096	-0.007	-0.074	-0.006	-0.117	-0.006	-0.135	-0.007	-0.065	-0.005
-0.088	-0.005	-0.094	-0.007	-0.072	-0.006	-0.115	-0.006	-0.133	-0.007	-0.063	-0.005
-0.088	-0.005	-0.094	-0.007	-0.072	-0.006	-0.115	-0.006	-0.133	-0.007	-0.063	-0.005
-0.087	-0.005	-0.092	-0.007	-0.071	-0.006	-0.113	-0.006	-0.131	-0.007	-0.062	-0.005
-0.085	-0.005	-0.091	-0.007	-0.069	-0.006	-0.111	-0.006	-0.130	-0.007	-0.060	-0.005
-0.083	-0.005	-0.089	-0.007	-0.068	-0.006	-0.109	-0.006	-0.128	-0.007	-0.059	-0.005
-0.082	-0.005	-0.087	-0.007	-0.067	-0.006	-0.107	-0.006	-0.126	-0.007	-0.057	-0.005
-0.082	-0.005	-0.087	-0.007	-0.067	-0.006	-0.107	-0.006	-0.126	-0.007	-0.057	-0.005
-0.080	-0.005	-0.086	-0.007	-0.065	-0.006	-0.105	-0.006	-0.124	-0.007	-0.056	-0.005
-0.078	-0.005	-0.084	-0.007	-0.064	-0.006	-0.103	-0.006	-0.122	-0.007	-0.054	-0.005
-0.077	-0.005	-0.083	-0.007	-0.063	-0.006	-0.101	-0.006	-0.120	-0.007	-0.053	-0.005
-0.075	-0.005	-0.081	-0.007	-0.061	-0.006	-0.100	-0.006	-0.118	-0.007	-0.051	-0.005
-0.075	-0.005	-0.081	-0.007	-0.061	-0.006	-0.100	-0.006	-0.118	-0.007	-0.051	-0.005
-0.074	-0.005	-0.079	-0.007	-0.060	-0.006	-0.098	-0.006	-0.116	-0.007	-0.050	-0.005
-0.072	-0.005	-0.078	-0.007	-0.059	-0.006	-0.096	-0.006	-0.114	-0.007	-0.048	-0.005
-0.070	-0.005	-0.076	-0.007	-0.057	-0.006	-0.094	-0.006	-0.113	-0.007	-0.047	-0.005
-0.069	-0.005	-0.074	-0.007	-0.056	-0.006	-0.092	-0.006	-0.111	-0.007	-0.046	-0.005
-0.069	-0.005	-0.074	-0.007	-0.056	-0.006	-0.092	-0.006	-0.111	-0.007	-0.046	-0.005
-0.067	-0.005	-0.073	-0.007	-0.055	-0.006	-0.090	-0.006	-0.109	-0.007	-0.044	-0.005
-0.066	-0.005	-0.071	-0.007	-0.053	-0.006	-0.088	-0.006	-0.107	-0.007	-0.043	-0.005
-0.064	-0.005	-0.070	-0.007	-0.052	-0.006	-0.087	-0.006	-0.105	-0.007	-0.041	-0.005
-0.063	-0.005	-0.068	-0.007	-0.051	-0.006	-0.085	-0.006	-0.103	-0.007	-0.040	-0.005
-0.063	-0.005	-0.068	-0.007	-0.051	-0.006	-0.085	-0.006	-0.103	-0.007	-0.040	-0.005
-0.061	-0.005	-0.067	-0.007	-0.049	-0.006	-0.083	-0.006	-0.102	-0.007	-0.039	-0.005
-0.060	-0.005	-0.065	-0.007	-0.048	-0.006	-0.081	-0.006	-0.100	-0.007	-0.037	-0.005
-0.058	-0.005	-0.063	-0.007	-0.047	-0.006	-0.079	-0.006	-0.098	-0.007	-0.036	-0.005
-0.056	-0.005	-0.062	-0.007	-0.045	-0.006	-0.077	-0.006	-0.096	-0.007	-0.034	-0.005
-0.056	-0.005	-0.062	-0.007	-0.045	-0.006	-0.077	-0.006	-0.096	-0.007	-0.034	-0.005
-0.055	-0.005	-0.060	-0.007	-0.044	-0.006	-0.076	-0.006	-0.094	-0.007	-0.033	-0.005
-0.053	-0.005	-0.059	-0.007	-0.043	-0.006	-0.074	-0.006	-0.092	-0.007	-0.032	-0.005
-0.052	-0.005	-0.057	-0.007	-0.042	-0.006	-0.072	-0.006	-0.091	-0.007	-0.030	-0.005
-0.050	-0.005	-0.056	-0.007	-0.040	-0.006	-0.070	-0.006	-0.089	-0.007	-0.029	-0.005
-0.050	-0.005	-0.056	-0.007	-0.040	-0.006	-0.070	-0.006	-0.089	-0.007	-0.029	-0.005
-0.049	-0.005	-0.054	-0.007	-0.039	-0.006	-0.068	-0.006	-0.087	-0.007	-0.027	-0.005
-0.047	-0.005	-0.053	-0.007	-0.038	-0.006	-0.067	-0.006	-0.085	-0.007	-0.026	-0.005
-0.046	-0.005	-0.051	-0.007	-0.037	-0.006	-0.065	-0.006	-0.084	-0.007	-0.025	-0.005
-0.045	-0.005	-0.050	-0.007	-0.035	-0.006	-0.063	-0.006	-0.082	-0.007	-0.024	-0.005
-0.045	-0.005	-0.050	-0.007	-0.035	-0.006	-0.063	-0.006	-0.082	-0.007	-0.024	-0.005
-0.043	-0.005	-0.048	-0.007	-0.034	-0.006	-0.062	-0.006	-0.080	-0.007	-0.022	-0.005
-0.042	-0.005	-0.047	-0.007	-0.033	-0.006	-0.060	-0.006	-0.079	-0.007	-0.021	-0.005
-0.040	-0.005	-0.045	-0.007	-0.032	-0.006	-0.058	-0.006	-0.077	-0.007	-0.020	-0.005
-0.039	-0.005	-0.044	-0.007	-0.031	-0.006	-0.057	-0.006	-0.075	-0.007	-0.019	-0.005
-0.039	-0.005	-0.044	-0.007	-0.031	-0.006	-0.057	-0.006	-0.075	-0.007	-0.019	-0.005
-0.038	-0.005	-0.043	-0.007	-0.030	-0.006	-0.055	-0.006	-0.074	-0.007	-0.018	-0.005
-0.036	-0.005	-0.041	-0.007	-0.029	-0.006	-0.054	-0.006	-0.072	-0.007	-0.016	-0.005
-0.035	-0.005	-0.040	-0.007	-0.028	-0.006	-0.052	-0.006	-0.071	-0.007	-0.015	-0.005
-0.034	-0.005	-0.039	-0.007	-0.027	-0.006	-0.050	-0.006	-0.069	-0.007	-0.014	-0.005
-0.034	-0.005	-0.039	-0.007	-0.027	-0.006	-0.050	-0.006	-0.069	-0.007	-0.014	-0.005
-0.033	-0.005	-0.038	-0.007	-0.026	-0.006	-0.049	-0.006	-0.068	-0.007	-0.013	-0.005
-0.031	-0.005	-0.036	-0.007	-0.025	-0.006	-0.047	-0.006	-0.066	-0.007	-0.012	-0.005
-0.030	-0.005	-0.035	-0.007	-0.024	-0.006	-0.046	-0.006	-0.065	-0.007	-0.011	-0.005
-0.029	-0.005	-0.034	-0.007	-0.023	-0.006	-0.045	-0.006	-0.063	-0.007	-0.010	-0.005
-0.029	-0.005	-0.034	-0.007	-0.023	-0.006	-0.045	-0.006	-0.063	-0.007	-0.010	-0.005
-0.028	-0.005	-0.033	-0.007	-0.022	-0.006	-0.043	-0.006	-0.062	-0.007	-0.009	-0.005



Autorità Portuale di Taranto
 Interventi per il dragaggio di 2,3 M m³ di sedimenti in area Molo Polisettoriale e per la realizzazione di un primo lotto della cassa di colmanta funzionale all'ampliamento del V Sporgente del Porto di Taranto

Allegati alla relazione di calcolo strutturale allineamento "BC"

Data 05/2016
 Rev. B
 c.d.c.: C296A
 514B



-0.027	-0.005	-0.032	-0.007	-0.021	-0.006	-0.042	-0.006	-0.060	-0.007	-0.008	-0.005
-0.026	-0.005	-0.030	-0.007	-0.020	-0.006	-0.040	-0.006	-0.059	-0.007	-0.007	-0.005
-0.025	-0.005	-0.029	-0.007	-0.019	-0.006	-0.039	-0.006	-0.058	-0.007	-0.006	-0.005
-0.025	-0.005	-0.029	-0.007	-0.019	-0.006	-0.039	-0.006	-0.058	-0.007	-0.006	-0.005
-0.024	-0.005	-0.028	-0.007	-0.018	-0.006	-0.038	-0.006	-0.056	-0.007	-0.005	-0.005
-0.023	-0.005	-0.027	-0.007	-0.017	-0.006	-0.037	-0.006	-0.055	-0.007	-0.004	-0.005
-0.022	-0.005	-0.026	-0.007	-0.017	-0.006	-0.035	-0.006	-0.054	-0.007	-0.004	-0.005
-0.021	-0.005	-0.025	-0.007	-0.016	-0.006	-0.034	-0.006	-0.053	-0.007	-0.003	-0.005
-0.021	-0.005	-0.025	-0.007	-0.016	-0.006	-0.034	-0.006	-0.053	-0.007	-0.003	-0.005
-0.020	-0.005	-0.024	-0.007	-0.015	-0.006	-0.033	-0.006	-0.051	-0.007	-0.002	-0.005
-0.019	-0.005	-0.023	-0.007	-0.014	-0.006	-0.032	-0.006	-0.050	-0.007	-0.001	-0.005
-0.018	-0.005	-0.023	-0.007	-0.014	-0.006	-0.031	-0.006	-0.049	-0.007	0.000	-0.005
-0.017	-0.005	-0.022	-0.007	-0.013	-0.006	-0.030	-0.006	-0.048	-0.007	0.000	-0.005
-0.017	-0.005	-0.022	-0.007	-0.013	-0.006	-0.030	-0.006	-0.048	-0.007	0.000	-0.005
-0.016	-0.005	-0.021	-0.007	-0.012	-0.006	-0.029	-0.006	-0.047	-0.007	0.001	-0.005
-0.016	-0.005	-0.020	-0.007	-0.012	-0.006	-0.028	-0.006	-0.046	-0.007	0.002	-0.005
-0.015	-0.005	-0.019	-0.007	-0.011	-0.006	-0.027	-0.006	-0.045	-0.007	0.002	-0.005
-0.014	-0.005	-0.018	-0.007	-0.011	-0.006	-0.026	-0.006	-0.044	-0.007	0.003	-0.005
-0.014	-0.005	-0.018	-0.007	-0.011	-0.006	-0.026	-0.006	-0.044	-0.007	0.003	-0.005
-0.013	-0.005	-0.018	-0.007	-0.010	-0.006	-0.025	-0.006	-0.043	-0.007	0.003	-0.005
-0.013	-0.005	-0.017	-0.007	-0.010	-0.006	-0.024	-0.006	-0.042	-0.007	0.004	-0.005
-0.012	-0.005	-0.016	-0.007	-0.009	-0.006	-0.023	-0.006	-0.041	-0.007	0.004	-0.005
-0.011	-0.005	-0.016	-0.007	-0.009	-0.006	-0.022	-0.006	-0.040	-0.007	0.005	-0.005
-0.011	-0.005	-0.016	-0.007	-0.009	-0.006	-0.022	-0.006	-0.040	-0.007	0.005	-0.005
-0.011	-0.005	-0.015	-0.007	-0.008	-0.006	-0.021	-0.006	-0.039	-0.007	0.005	-0.005
-0.010	-0.005	-0.014	-0.007	-0.008	-0.006	-0.020	-0.006	-0.038	-0.007	0.006	-0.005
-0.010	-0.005	-0.014	-0.007	-0.007	-0.006	-0.019	-0.006	-0.037	-0.007	0.006	-0.005
-0.009	-0.005	-0.013	-0.007	-0.007	-0.006	-0.019	-0.006	-0.036	-0.007	0.007	-0.005
-0.009	-0.005	-0.013	-0.007	-0.007	-0.006	-0.019	-0.006	-0.036	-0.007	0.007	-0.005
-0.008	-0.005	-0.013	-0.007	-0.007	-0.006	-0.018	-0.006	-0.036	-0.007	0.007	-0.005
-0.008	-0.005	-0.012	-0.007	-0.006	-0.006	-0.017	-0.006	-0.035	-0.007	0.007	-0.005
-0.008	-0.005	-0.012	-0.007	-0.006	-0.006	-0.017	-0.006	-0.034	-0.007	0.008	-0.005
-0.007	-0.005	-0.011	-0.007	-0.006	-0.006	-0.016	-0.006	-0.033	-0.007	0.008	-0.005
-0.007	-0.005	-0.011	-0.007	-0.006	-0.006	-0.016	-0.006	-0.033	-0.007	0.008	-0.005
-0.007	-0.005	-0.011	-0.007	-0.005	-0.006	-0.015	-0.006	-0.033	-0.007	0.008	-0.005
-0.006	-0.005	-0.010	-0.007	-0.005	-0.006	-0.015	-0.006	-0.032	-0.007	0.009	-0.005
-0.006	-0.005	-0.010	-0.007	-0.005	-0.006	-0.014	-0.006	-0.031	-0.007	0.009	-0.005
-0.005	-0.005	-0.009	-0.007	-0.005	-0.006	-0.013	-0.006	-0.031	-0.007	0.009	-0.005
-0.005	-0.005	-0.009	-0.007	-0.005	-0.006	-0.013	-0.006	-0.031	-0.007	0.009	-0.005
-0.005	-0.005	-0.009	-0.007	-0.004	-0.006	-0.013	-0.006	-0.030	-0.007	0.009	-0.005
-0.005	-0.005	-0.009	-0.007	-0.004	-0.006	-0.012	-0.006	-0.030	-0.007	0.010	-0.005
-0.004	-0.005	-0.008	-0.007	-0.004	-0.006	-0.012	-0.006	-0.029	-0.007	0.010	-0.005
-0.004	-0.005	-0.008	-0.007	-0.004	-0.006	-0.011	-0.006	-0.028	-0.007	0.010	-0.005
-0.004	-0.005	-0.008	-0.007	-0.004	-0.006	-0.011	-0.006	-0.028	-0.007	0.010	-0.005
-0.004	-0.005	-0.008	-0.007	-0.004	-0.006	-0.011	-0.006	-0.028	-0.007	0.010	-0.005



Autorità Portuale di Taranto
 Interventi per il dragaggio di 2,3 M m³ di sedimenti in area Molo Polisettoriale e per la realizzazione di un primo lotto della cassa di colmanta funzionale all'ampliamento del V Sporgente del Porto di Taranto

Allegati alla relazione di calcolo strutturale allineamento "BC"

Data 05/2016
 Rev. B
 c.d.c.: C296A
 514B



-0.004	-0.005	-0.007	-0.007	-0.004	-0.006	-0.010	-0.006	-0.027	-0.007	0.010	-0.005
-0.003	-0.005	-0.007	-0.007	-0.004	-0.006	-0.010	-0.006	-0.027	-0.007	0.010	-0.005
-0.003	-0.005	-0.007	-0.007	-0.003	-0.006	-0.009	-0.006	-0.026	-0.007	0.010	-0.005
-0.003	-0.005	-0.007	-0.007	-0.003	-0.006	-0.009	-0.006	-0.026	-0.007	0.010	-0.005
-0.003	-0.005	-0.007	-0.007	-0.003	-0.006	-0.009	-0.006	-0.026	-0.007	0.011	-0.005
-0.003	-0.005	-0.006	-0.007	-0.003	-0.006	-0.009	-0.006	-0.025	-0.007	0.011	-0.005
-0.003	-0.005	-0.006	-0.007	-0.003	-0.006	-0.008	-0.006	-0.025	-0.007	0.011	-0.005
-0.002	-0.005	-0.006	-0.007	-0.003	-0.006	-0.008	-0.006	-0.025	-0.007	0.011	-0.005
-0.002	-0.005	-0.006	-0.007	-0.003	-0.006	-0.008	-0.006	-0.025	-0.007	0.011	-0.005
-0.002	-0.005	-0.006	-0.007	-0.003	-0.006	-0.007	-0.006	-0.024	-0.007	0.011	-0.005
-0.002	-0.005	-0.006	-0.007	-0.003	-0.006	-0.007	-0.006	-0.024	-0.007	0.011	-0.005
-0.002	-0.005	-0.005	-0.007	-0.003	-0.006	-0.007	-0.006	-0.023	-0.007	0.011	-0.005
-0.002	-0.005	-0.005	-0.007	-0.003	-0.006	-0.006	-0.006	-0.023	-0.007	0.011	-0.005
-0.002	-0.005	-0.005	-0.007	-0.003	-0.006	-0.006	-0.006	-0.023	-0.007	0.011	-0.005
-0.002	-0.005	-0.005	-0.007	-0.003	-0.006	-0.006	-0.006	-0.022	-0.007	0.011	-0.005
-0.001	-0.005	-0.005	-0.007	-0.003	-0.006	-0.006	-0.006	-0.022	-0.007	0.011	-0.005
-0.001	-0.005	-0.005	-0.007	-0.003	-0.006	-0.005	-0.006	-0.022	-0.007	0.011	-0.005
-0.001	-0.005	-0.005	-0.007	-0.003	-0.006	-0.005	-0.006	-0.021	-0.007	0.011	-0.005
-0.001	-0.005	-0.005	-0.007	-0.003	-0.006	-0.005	-0.006	-0.021	-0.007	0.011	-0.005
-0.001	-0.005	-0.005	-0.007	-0.003	-0.006	-0.005	-0.006	-0.021	-0.007	0.011	-0.005
-0.001	-0.005	-0.004	-0.007	-0.003	-0.006	-0.005	-0.006	-0.021	-0.007	0.011	-0.005
-0.001	-0.005	-0.004	-0.007	-0.003	-0.006	-0.005	-0.006	-0.021	-0.007	0.011	-0.005
-0.001	-0.005	-0.004	-0.007	-0.003	-0.006	-0.004	-0.006	-0.020	-0.007	0.011	-0.005
-0.001	-0.005	-0.004	-0.007	-0.003	-0.006	-0.004	-0.006	-0.020	-0.007	0.011	-0.005
-0.001	-0.005	-0.004	-0.007	-0.003	-0.006	-0.004	-0.006	-0.020	-0.007	0.011	-0.005
-0.001	-0.005	-0.004	-0.007	-0.003	-0.006	-0.004	-0.006	-0.020	-0.007	0.011	-0.005
-0.001	-0.005	-0.004	-0.007	-0.003	-0.006	-0.004	-0.006	-0.019	-0.007	0.011	-0.005
-0.001	-0.005	-0.004	-0.007	-0.003	-0.006	-0.004	-0.006	-0.019	-0.007	0.011	-0.005
-0.001	-0.005	-0.004	-0.007	-0.003	-0.006	-0.004	-0.006	-0.019	-0.007	0.011	-0.005
-0.001	-0.005	-0.004	-0.007	-0.003	-0.006	-0.003	-0.006	-0.019	-0.007	0.011	-0.005
-0.001	-0.005	-0.004	-0.007	-0.003	-0.006	-0.003	-0.006	-0.019	-0.007	0.011	-0.005
-0.001	-0.005	-0.004	-0.007	-0.003	-0.006	-0.003	-0.006	-0.019	-0.007	0.011	-0.005
-0.001	-0.005	-0.004	-0.007	-0.003	-0.006	-0.003	-0.006	-0.018	-0.007	0.011	-0.005
-0.001	-0.005	-0.004	-0.007	-0.003	-0.006	-0.003	-0.006	-0.018	-0.007	0.010	-0.005
0.000	-0.005	-0.004	-0.007	-0.003	-0.006	-0.003	-0.006	-0.018	-0.007	0.010	-0.005
0.000	-0.005	-0.004	-0.007	-0.003	-0.006	-0.003	-0.006	-0.018	-0.007	0.010	-0.005
0.000	-0.005	-0.004	-0.007	-0.003	-0.006	-0.003	-0.006	-0.018	-0.007	0.010	-0.005
0.000	-0.005	-0.004	-0.007	-0.003	-0.006	-0.003	-0.006	-0.018	-0.007	0.010	-0.005
0.000	-0.005	-0.003	-0.007	-0.003	-0.006	-0.003	-0.006	-0.018	-0.007	0.010	-0.005
0.000	-0.005	-0.003	-0.007	-0.002	-0.006	-0.003	-0.006	-0.017	-0.007	0.010	-0.005
0.000	-0.005	-0.003	-0.007	-0.002	-0.006	-0.003	-0.006	-0.017	-0.007	0.010	-0.005
0.000	-0.005	-0.003	-0.007	-0.002	-0.006	-0.003	-0.006	-0.017	-0.007	0.010	-0.005
0.000	-0.005	-0.003	-0.007	-0.002	-0.006	-0.003	-0.006	-0.017	-0.007	0.010	-0.005
0.000	-0.005	-0.003	-0.007	-0.002	-0.006	-0.003	-0.006	-0.017	-0.007	0.010	-0.005
0.000	-0.005	-0.003	-0.007	-0.002	-0.006	-0.003	-0.006	-0.017	-0.007	0.010	-0.005
0.000	-0.005	-0.003	-0.007	-0.002	-0.006	-0.003	-0.006	-0.017	-0.007	0.010	-0.005
0.000	-0.005	-0.003	-0.007	-0.002	-0.006	-0.003	-0.006	-0.017	-0.007	0.010	-0.005
0.000	-0.005	-0.003	-0.007	-0.002	-0.006	-0.003	-0.006	-0.017	-0.007	0.010	-0.005



Autorità Portuale di Taranto
 Interventi per il dragaggio di 2,3 M m³ di sedimenti in area Molo Polisettoriale e per la realizzazione di un primo lotto della cassa di colmanta funzionale all'ampliamento del V Sporgente del Porto di Taranto

Allegati alla relazione di calcolo strutturale allineamento "BC"

Data 05/2016
 Rev. B
 c.d.c.: C296A
 514B



0.000	-0.005	-0.003	-0.007	-0.002	-0.006	-0.003	-0.006	-0.017	-0.007	0.010	-0.005
0.000	-0.005	-0.003	-0.007	-0.002	-0.006	-0.003	-0.006	-0.016	-0.007	0.010	-0.005
0.000	-0.005	-0.003	-0.007	-0.002	-0.006	-0.003	-0.006	-0.016	-0.007	0.010	-0.005
0.000	-0.005	-0.003	-0.007	-0.002	-0.006	-0.003	-0.006	-0.016	-0.007	0.010	-0.005
0.000	-0.005	-0.003	-0.007	-0.002	-0.006	-0.003	-0.006	-0.016	-0.007	0.010	-0.005
0.000	-0.005	-0.003	-0.007	-0.002	-0.006	-0.003	-0.006	-0.016	-0.007	0.010	-0.005
0.000	-0.005	-0.003	-0.007	-0.002	-0.006	-0.003	-0.006	-0.016	-0.007	0.010	-0.005
0.000	-0.005	-0.003	-0.007	-0.002	-0.006	-0.003	-0.006	-0.016	-0.007	0.010	-0.005
0.000	-0.005	-0.003	-0.007	-0.002	-0.006	-0.003	-0.006	-0.016	-0.007	0.010	-0.005
0.000	-0.005	-0.003	-0.007	-0.002	-0.006	-0.003	-0.006	-0.016	-0.007	0.010	-0.005
0.000	-0.005	-0.003	-0.007	-0.002	-0.006	-0.003	-0.006	-0.015	-0.007	0.010	-0.005
0.000	-0.005	-0.003	-0.007	-0.002	-0.006	-0.003	-0.006	-0.015	-0.007	0.010	-0.005
0.000	-0.005	-0.003	-0.007	-0.002	-0.006	-0.003	-0.006	-0.015	-0.007	0.010	-0.005
0.000	-0.005	-0.003	-0.007	-0.002	-0.006	-0.002	-0.006	-0.015	-0.007	0.010	-0.005
0.000	-0.005	-0.003	-0.007	-0.002	-0.006	-0.002	-0.006	-0.015	-0.007	0.010	-0.005
0.000	-0.005	-0.003	-0.007	-0.002	-0.006	-0.002	-0.006	-0.015	-0.007	0.010	-0.005
0.000	-0.005	-0.003	-0.007	-0.002	-0.006	-0.002	-0.006	-0.015	-0.007	0.010	-0.005
0.000	-0.005	-0.003	-0.007	-0.002	-0.006	-0.002	-0.006	-0.015	-0.007	0.010	-0.005
0.000	-0.005	-0.003	-0.007	-0.002	-0.006	-0.002	-0.006	-0.015	-0.007	0.009	-0.005



Autorità Portuale di Taranto
 Interventi per il dragaggio di 2,3 M m³ di sedimenti in area Molo Polisettoriale e per la realizzazione di un primo lotto della cassa di colmanta funzionale all'ampliamento del V Sporgente del Porto di Taranto

Allegati alla relazione di calcolo strutturale allineamento "BC"

Data 05/2016
 Rev. B
 c.d.c.: C296A
 514B

1.5.2 Riepilogo spinte



Autorità Portuale di Taranto

Interventi per il dragaggio di 2,3 M m³ di sedimenti in area Molo Polisettoriale e per la realizzazione di un primo lotto della cassa di colmata funzionale all'ampliamento del V Sporgente del Porto di Taranto

Allegati alla relazione di calcolo strutturale allineamento "BC"

Data 05/2016
Rev. B
c.d.c.: C296A
514B

FASE	2		3		4		5	
	Mare [kPa]	Vasca [kPa]	Mare [kPa]	Vasca [kPa]	Mare [kPa]	Vasca [kPa]	Mare [kPa]	Vasca [kPa]
3.50	0.00	0.00	0.00	0.00	0.00	0.00	0.00	0.00
3.23	0.00	0.00	0.00	0.00	0.00	0.00	0.00	0.00
2.95	0.00	0.00	0.00	0.00	0.00	0.00	0.00	0.00
2.68	0.00	0.00	0.00	0.00	0.00	0.00	0.00	0.00
2.40	0.00	0.00	0.00	0.00	0.00	0.00	0.00	0.00
2.40	0.00	0.00	0.00	0.00	0.00	0.00	0.00	0.00
2.30	0.00	0.00	0.00	0.00	0.00	0.00	0.00	0.00
2.20	0.00	0.00	0.00	0.00	0.00	0.00	0.00	0.00
2.10	0.00	0.00	0.00	0.00	0.00	0.00	0.00	0.00
2.00	0.00	0.00	0.00	0.00	0.00	0.00	0.00	0.00
2.00	0.00	0.00	-3.60	0.00	0.00	0.00	0.00	0.00
1.88	0.00	0.00	-4.75	0.00	0.00	0.00	0.00	0.00
1.75	0.00	0.00	-5.91	0.00	0.00	0.00	0.00	0.00
1.63	0.00	0.00	-7.06	0.00	0.00	0.00	0.00	0.00
1.50	0.00	0.00	-8.21	0.00	0.00	0.00	0.00	0.00
1.50	0.00	0.00	-8.21	0.00	0.00	0.00	0.00	-7.28
1.31	0.00	0.00	-9.95	0.00	0.00	0.00	0.00	-8.51
1.13	0.00	0.00	-11.68	0.00	0.00	0.00	0.00	-9.82
0.94	0.00	0.00	-13.41	0.00	0.00	0.00	0.00	-11.04
0.75	0.00	0.00	-15.14	0.00	0.00	0.00	0.00	-12.16
0.75	0.00	0.00	-15.14	0.00	0.00	0.00	0.00	-12.16
0.56	0.00	0.00	-16.87	0.00	0.00	0.00	0.00	-13.49
0.38	0.00	0.00	-18.60	0.00	0.00	0.00	0.00	-14.76
0.19	0.00	0.00	-20.33	0.00	0.00	0.00	0.00	-16.00
0.00	0.00	0.00	-22.06	0.00	0.00	0.00	0.00	-17.27
0.00	0.00	0.00	-22.06	0.00	0.00	0.00	0.00	-17.27
-0.25	-2.50	0.00	-24.38	0.00	-2.50	-2.50	-2.50	-18.92
-0.50	-5.00	0.00	-26.71	0.00	-5.00	-5.00	-5.00	-20.60
-0.75	-7.50	0.00	-29.03	0.00	-7.50	-7.50	-7.50	-22.32
-1.00	-10.00	0.00	-31.36	0.00	-10.00	-10.00	-10.00	-23.97
-1.00	-10.00	0.00	-31.36	0.00	-10.00	-10.00	-10.00	-23.97
-1.28	-12.75	0.00	-33.92	0.00	-12.75	-12.75	-12.75	-25.75
-1.55	-15.50	0.00	-36.47	0.00	-15.50	-15.50	-15.50	-27.54
-1.83	-18.25	0.00	-39.03	0.00	-18.25	-18.25	-18.25	-29.40
-2.10	-21.00	0.00	-41.59	0.00	-21.00	-21.00	-21.00	-31.30
-2.10	-21.00	0.00	-41.59	0.00	-21.00	-21.00	-21.00	-31.30
-2.33	-23.25	0.00	-43.68	0.00	-23.25	-20.92	-23.25	-32.86
-2.55	-25.50	0.00	-45.77	0.00	-25.50	-20.84	-25.50	-34.41
-2.78	-27.75	0.00	-47.87	0.00	-27.75	-20.76	-27.75	-35.96
-3.00	-30.00	0.00	-49.96	0.00	-30.00	-20.68	-30.00	-37.40
-3.00	-30.00	0.00	-49.96	0.00	-30.00	-20.68	-30.00	-37.40
-3.23	-32.32	-2.32	-52.12	-2.32	-32.32	-22.93	-32.32	-40.32
-3.46	-34.64	-4.64	-54.28	-4.64	-34.64	-25.17	-34.64	-43.17
-3.70	-36.96	-6.96	-56.44	-6.96	-36.96	-27.41	-36.96	-45.92
-3.93	-39.29	-9.29	-58.60	-9.29	-39.29	-29.65	-39.29	-48.63
-3.93	-39.29	-9.29	-58.60	-9.29	-39.29	-29.65	-39.29	-48.63
-4.16	-41.61	-11.61	-60.75	-11.61	-41.61	-31.89	-41.61	-51.29



Autorità Portuale di Taranto
 Interventi per il dragaggio di 2,3 M m³ di sedimenti in area Molo Polisettoriale e per la realizzazione di un primo lotto della cassa di colmanta funzionale all'ampliamento del V Sporgente del Porto di Taranto

Allegati alla relazione di calcolo strutturale allineamento "BC"

Data 05/2016
 Rev. B
 c.d.c.: C296A
 514B

-4.39	-43.93	-13.93	-62.91	-13.93	-43.93	-34.13	-43.93	-53.95
-4.63	-46.25	-16.25	-65.07	-16.25	-46.25	-36.37	-46.25	-56.66
-4.86	-48.57	-18.57	-67.23	-18.57	-48.57	-38.61	-48.57	-59.40
-4.86	-48.57	-18.57	-67.23	-18.57	-48.57	-38.61	-48.57	-59.40
-5.09	-50.89	-20.89	-69.39	-20.89	-50.89	-40.85	-50.89	-62.18
-5.32	-53.21	-23.21	-71.55	-23.21	-53.21	-43.09	-53.21	-65.10
-5.55	-55.54	-25.54	-73.71	-25.54	-55.54	-45.33	-55.54	-68.14
-5.79	-57.86	-27.86	-75.87	-27.86	-57.86	-47.57	-57.86	-71.26
-5.79	-57.86	-27.86	-75.87	-27.86	-57.86	-47.57	-57.86	-71.26
-6.02	-60.18	-30.18	-78.03	-30.18	-60.18	-49.81	-60.18	-74.33
-6.25	-62.50	-32.50	-80.18	-32.50	-62.50	-52.05	-62.50	-77.38
-6.48	-64.82	-34.82	-82.34	-34.82	-64.82	-54.29	-64.82	-80.37
-6.71	-67.14	-37.14	-84.50	-37.14	-67.14	-56.53	-67.14	-83.24
-6.71	-67.14	-37.14	-84.50	-37.14	-67.14	-56.53	-67.14	-83.24
-6.95	-69.46	-39.46	-86.66	-39.46	-69.46	-58.77	-69.46	-86.30
-7.18	-71.79	-41.79	-88.82	-41.79	-71.79	-61.01	-71.79	-88.87
-7.41	-74.11	-44.11	-90.98	-44.11	-74.11	-63.25	-74.11	-91.47
-7.64	-76.43	-46.43	-93.14	-46.43	-76.43	-65.49	-76.43	-94.08
-7.64	-76.43	-46.43	-93.14	-46.43	-76.43	-65.49	-76.43	-94.08
-7.88	-78.75	-48.75	-95.30	-48.75	-78.75	-67.73	-78.75	-96.62
-8.11	-81.07	-51.07	-97.46	-51.07	-81.07	-69.97	-81.07	-99.10
-8.34	-83.39	-53.39	-99.61	-53.39	-83.39	-72.21	-83.39	-101.84
-8.57	-85.71	-55.71	-101.77	-55.71	-85.71	-74.45	-85.71	-104.21
-8.57	-85.71	-55.71	-101.77	-55.71	-85.71	-74.45	-85.71	-104.21
-8.80	-88.04	-58.04	-103.93	-58.04	-88.04	-76.69	-88.04	-107.48
-9.04	-90.36	-60.36	-106.09	-60.36	-90.36	-78.93	-90.36	-105.64
-9.27	-92.68	-62.68	-108.25	-62.68	-92.68	-81.17	-92.68	-102.64
-9.50	-95.00	-65.00	-110.41	-65.00	-95.00	-83.41	-95.00	-103.73
-9.50	-95.00	-92.42	-95.00	-115.60	-116.53	-66.37	-143.30	-113.74
-9.74	-97.42	-93.21	-97.42	-110.83	-117.55	-68.75	-137.27	-102.55
-9.98	-99.84	-98.15	-99.84	-113.59	-120.30	-72.64	-137.71	-103.90
-10.23	-102.27	-104.27	-102.27	-120.35	-123.19	-77.78	-142.04	-108.75
-10.47	-104.69	-110.58	-104.69	-128.17	-125.94	-83.79	-147.20	-112.55
-10.47	-104.69	-110.58	-104.69	-128.17	-125.94	-83.79	-147.20	-112.55
-10.71	-107.11	-115.46	-107.11	-132.60	-128.11	-89.19	-150.91	-116.57
-10.95	-109.53	-120.09	-109.53	-139.14	-129.89	-94.31	-155.65	-119.73
-11.20	-111.95	-123.72	-112.08	-145.07	-131.26	-98.94	-159.67	-121.75
-11.44	-114.37	-130.90	-114.66	-152.16	-132.51	-106.32	-163.42	-125.77
-11.44	-114.38	-130.90	-114.66	-152.16	-132.51	-106.32	-163.42	-125.77
-11.68	-116.80	-138.22	-117.24	-159.81	-134.01	-114.13	-167.31	-129.25
-11.92	-119.22	-145.07	-119.66	-166.27	-135.46	-121.63	-170.94	-132.66
-12.16	-121.64	-151.33	-122.01	-171.76	-136.99	-128.75	-174.39	-135.99
-12.41	-124.06	-157.51	-124.42	-177.55	-138.54	-135.81	-177.23	-139.39
-12.41	-124.06	-157.51	-124.42	-177.55	-138.54	-135.81	-177.23	-139.39
-12.65	-126.48	-163.67	-126.95	-183.74	-140.09	-142.87	-179.58	-142.95
-12.89	-129.79	-169.82	-129.52	-189.87	-142.86	-149.92	-182.24	-146.44
-13.13	-135.23	-175.93	-132.06	-196.01	-148.53	-156.95	-188.92	-149.82
-13.37	-140.27	-181.97	-134.93	-202.11	-153.49	-163.91	-193.69	-153.17
-13.38	-140.27	-181.97	-134.93	-202.12	-153.49	-163.92	-193.69	-153.17
-13.62	-144.96	-187.99	-137.12	-208.24	-157.89	-170.84	-197.46	-156.63



Autorità Portuale di Taranto

Interventi per il dragaggio di 2,3 M m³ di sedimenti in area Molo Polisettoriale e per la realizzazione di un primo lotto della cassa di colmanta funzionale all'ampliamento del V Sporgente del Porto di Taranto

Allegati alla relazione di calcolo strutturale allineamento "BC"

Data 05/2016
Rev. B
c.d.c.: C296A
514B

-13.86	-149.58	-194.00	-140.40	-214.33	-162.16	-177.76	-201.12	-160.25
-14.10	-154.21	-199.77	-142.48	-220.29	-166.40	-184.45	-204.76	-163.73
-14.34	-158.90	-205.29	-143.44	-226.21	-170.68	-190.89	-208.48	-167.10
-14.34	-158.90	-205.29	-143.44	-226.21	-170.68	-190.89	-208.48	-167.10
-14.59	-163.62	-210.35	-146.62	-232.02	-174.95	-196.90	-212.08	-170.37
-14.83	-168.52	-215.00	-151.52	-237.82	-179.42	-202.47	-215.81	-173.56
-15.07	-173.63	-219.21	-155.86	-243.48	-184.11	-207.59	-219.69	-176.73
-15.31	-178.88	-223.33	-161.10	-249.04	-188.94	-212.59	-223.62	-179.87
-15.31	-178.88	-223.33	-161.10	-249.04	-188.94	-212.59	-223.62	-179.88
-15.55	-184.29	-227.54	-166.16	-254.57	-193.91	-217.64	-227.66	-183.23
-15.80	-189.83	-231.79	-170.88	-260.07	-199.01	-222.70	-231.72	-186.74
-16.04	-195.60	-236.10	-175.44	-265.40	-204.32	-227.78	-236.10	-190.85
-16.28	-201.44	-240.46	-180.17	-270.71	-209.68	-232.89	-240.45	-195.62
-16.28	-201.44	-240.46	-180.17	-270.71	-209.68	-232.89	-240.45	-195.62
-16.52	-207.29	-244.88	-184.80	-275.80	-215.00	-238.03	-244.66	-201.23
-16.77	-213.13	-249.34	-189.50	-280.93	-220.29	-243.19	-248.76	-207.26
-17.01	-218.95	-253.87	-194.28	-285.50	-225.53	-248.38	-252.74	-214.54
-17.25	-224.73	-258.44	-199.13	-289.75	-230.73	-253.60	-256.61	-222.33
-17.25	-224.73	-258.44	-199.13	-289.75	-230.73	-253.60	-256.61	-222.33
-17.49	-230.47	-263.08	-204.12	-293.78	-235.88	-258.86	-260.36	-230.20
-17.73	-236.16	-267.78	-209.23	-297.46	-240.99	-264.15	-264.03	-238.10
-17.98	-241.79	-272.55	-214.54	-300.33	-246.05	-269.49	-267.57	-246.01
-18.22	-247.36	-277.37	-220.00	-302.74	-251.07	-274.86	-271.09	-253.92
-18.22	-247.36	-277.37	-220.00	-302.74	-251.07	-274.86	-271.09	-253.92
-18.46	-252.85	-282.27	-225.71	-304.75	-256.04	-280.29	-274.61	-261.83
-18.70	-258.28	-287.23	-231.70	-307.06	-260.97	-285.75	-278.12	-269.72
-18.95	-263.64	-292.28	-238.07	-309.73	-265.84	-291.28	-281.63	-277.61
-19.19	-268.93	-297.39	-244.75	-312.61	-270.68	-296.84	-285.13	-285.49
-19.19	-268.93	-297.39	-244.75	-312.61	-270.68	-296.84	-285.13	-285.49
-19.43	-274.14	-302.58	-251.82	-315.72	-275.46	-302.47	-288.60	-293.35
-19.67	-279.29	-307.85	-259.01	-319.02	-280.20	-308.15	-292.04	-301.21
-19.91	-284.35	-313.22	-266.12	-322.56	-284.89	-313.91	-295.54	-309.06
-20.16	-289.35	-318.66	-273.14	-326.25	-289.54	-319.72	-299.09	-316.90
-20.16	-289.35	-318.66	-273.14	-326.25	-289.54	-319.72	-299.09	-316.90
-20.40	-294.27	-324.20	-280.02	-330.17	-294.13	-325.60	-302.67	-324.75
-20.64	-299.11	-329.82	-286.74	-334.25	-298.67	-331.55	-306.29	-332.60
-20.88	-303.87	-335.55	-293.28	-338.55	-303.16	-337.58	-309.94	-340.48
-21.12	-308.56	-341.37	-299.63	-343.02	-307.59	-343.68	-313.62	-348.37
-21.13	-308.56	-341.37	-299.63	-343.02	-307.59	-343.68	-313.62	-348.37
-21.37	-313.17	-347.30	-305.79	-347.70	-311.98	-349.87	-317.31	-356.30
-21.61	-317.70	-353.33	-311.76	-352.55	-316.31	-356.14	-321.03	-364.27
-21.85	-322.14	-359.48	-317.52	-357.63	-320.58	-362.51	-324.76	-372.32
-22.09	-326.52	-365.73	-323.09	-362.87	-324.79	-368.96	-328.51	-380.44
-22.09	-326.52	-365.73	-323.09	-362.87	-324.80	-368.96	-328.51	-380.44
-22.34	-330.80	-372.10	-328.46	-368.33	-328.95	-375.51	-332.26	-388.68
-22.58	-335.01	-378.57	-333.64	-373.95	-333.05	-382.14	-336.03	-396.99
-22.82	-339.13	-385.19	-338.61	-379.81	-337.09	-388.90	-339.81	-405.33
-23.06	-343.18	-391.91	-343.40	-385.83	-341.07	-395.74	-343.59	-413.65
-23.06	-343.18	-391.91	-343.40	-385.83	-341.07	-395.74	-343.59	-413.65
-23.30	-347.13	-398.76	-348.00	-392.06	-344.99	-402.70	-347.38	-422.00

**Autorità Portuale di Taranto**

Interventi per il dragaggio di 2,3 M m³ di sedimenti in area Molo Polisettoriale e per la realizzazione di un primo lotto della cassa di colmata funzionale all'ampliamento del V Sporgente del Porto di Taranto

Allegati alla relazione di calcolo strutturale allineamento "BC"

Data 05/2016
Rev. B
c.d.c.: C296A
514B

-23.55	-351.01	-405.71	-352.44	-398.44	-348.85	-409.75	-351.19	-430.42
-23.79	-354.78	-412.81	-356.64	-405.04	-352.62	-416.92	-354.99	-438.97
-24.03	-358.45	-420.00	-360.65	-411.78	-356.30	-424.17	-358.77	-447.68
-24.03	-358.45	-420.00	-360.65	-411.78	-356.30	-424.17	-358.77	-447.68
-24.27	-362.00	-427.22	-364.46	-418.57	-359.89	-431.44	-362.59	-456.53
-24.52	-365.45	-434.57	-368.07	-425.52	-363.41	-438.84	-366.36	-465.77
-24.76	-368.52	-441.84	-371.24	-432.34	-366.57	-446.19	-369.69	-476.05
-25.00	-381.12	-448.46	-384.44	-438.33	-378.84	-453.08	-383.05	-487.97
-25.00	-361.75	-448.46	-365.07	-438.33	-359.48	-453.08	-363.68	-487.97
-25.25	-399.83	-465.98	-404.55	-456.01	-396.85	-470.57	-401.88	-503.68
-25.50	-395.25	-473.27	-399.87	-463.32	-392.40	-477.79	-397.41	-510.18
-25.75	-393.79	-481.34	-398.22	-471.53	-391.10	-485.70	-396.58	-516.53
-26.00	-392.79	-489.58	-396.96	-479.96	-390.29	-493.77	-396.49	-522.64
-26.00	-392.79	-489.58	-396.96	-479.96	-390.29	-493.77	-396.49	-522.64
-26.25	-391.99	-497.95	-395.78	-488.61	-389.74	-501.94	-396.99	-528.14
-26.50	-391.00	-506.18	-394.28	-497.17	-389.05	-509.93	-397.90	-532.59
-26.75	-383.51	-514.94	-385.88	-506.46	-382.10	-518.32	-392.80	-534.95
-27.00	-375.74	-461.72	-376.98	-448.58	-374.99	-466.36	-401.77	-476.30
-27.00	-655.13	-461.73	-656.37	-448.58	-654.38	-466.36	-681.16	-476.30
-27.25	-629.28	-471.11	-632.47	-456.52	-627.95	-476.17	-648.54	-486.46
-27.50	-632.97	-486.69	-637.87	-471.42	-631.04	-492.03	-649.88	-504.82
-27.75	-643.31	-501.99	-649.37	-486.42	-640.98	-507.48	-657.62	-522.35
-28.00	-654.89	-516.70	-661.82	-500.93	-652.26	-522.27	-668.03	-538.77
-28.00	-654.90	-516.70	-661.82	-500.93	-652.26	-522.27	-668.03	-538.77
-28.25	-662.68	-531.14	-670.11	-515.31	-659.87	-536.74	-673.91	-554.62
-28.50	-672.19	-545.44	-680.02	-529.63	-669.25	-551.03	-682.47	-570.07
-28.75	-680.72	-559.47	-688.72	-543.76	-677.71	-565.01	-689.82	-584.96
-29.00	-687.95	-573.35	-695.98	-557.80	-684.93	-578.83	-695.78	-599.53
-29.00	-687.95	-573.35	-695.98	-557.80	-684.93	-578.83	-695.78	-599.53
-29.25	-696.66	-587.03	-704.64	-571.70	-693.64	-592.40	-704.02	-613.68
-29.50	-704.58	-600.61	-712.43	-585.55	-701.61	-605.86	-711.37	-627.61
-29.75	-712.35	-614.03	-719.99	-599.29	-709.45	-619.14	-718.59	-641.22
-30.00	-720.07	-627.31	-727.45	-612.93	-717.23	-632.26	-725.76	-654.58
-30.00	-720.07	-627.31	-727.45	-612.93	-717.24	-632.26	-725.76	-654.58
-30.25	-727.57	-640.38	-734.65	-626.40	-724.83	-645.16	-732.77	-667.61
-30.50	-734.96	-653.27	-741.72	-639.73	-732.33	-657.87	-739.79	-680.39
-30.75	-742.25	-665.91	-748.67	-652.84	-739.73	-670.32	-746.83	-692.82
-31.00	-749.47	-678.37	-755.53	-665.78	-747.06	-682.58	-753.88	-705.00
-31.00	-749.47	-678.37	-755.53	-665.79	-747.06	-682.58	-753.88	-705.00
-31.25	-756.52	-690.54	-762.21	-678.48	-754.22	-694.54	-760.85	-716.83
-31.50	-763.53	-702.45	-768.86	-690.93	-761.36	-706.24	-767.85	-728.34
-31.75	-770.45	-713.94	-775.42	-702.99	-768.39	-717.51	-774.81	-739.38
-32.00	-777.30	-725.14	-781.90	-714.77	-775.36	-728.49	-781.74	-750.09
-32.00	-777.30	-725.14	-781.91	-714.77	-775.36	-728.49	-781.74	-750.09
-32.25	-784.05	-735.93	-788.31	-726.14	-782.23	-739.05	-788.61	-760.35
-32.50	-790.75	-746.42	-794.67	-737.21	-789.04	-749.32	-795.45	-770.28
-32.75	-797.36	-756.47	-800.95	-747.85	-795.76	-759.16	-802.21	-779.75
-33.00	-803.92	-766.30	-807.19	-758.27	-802.42	-768.77	-808.92	-788.97
-33.00	-803.92	-766.31	-807.19	-758.27	-802.42	-768.77	-808.92	-788.98
-33.25	-810.41	-775.90	-813.38	-768.41	-809.01	-778.15	-815.57	-797.95

-33.50	-816.83	-785.37	-819.51	-778.46	-815.52	-787.41	-822.14	-806.77
-33.75	-823.12	-794.75	-825.52	-788.38	-821.89	-796.58	-828.57	-815.48
-34.00	-829.34	-804.06	-831.48	-798.20	-828.20	-805.70	-834.92	-824.11
-34.00	-829.34	-804.06	-831.48	-798.21	-828.20	-805.70	-834.92	-824.11
-34.25	-835.44	-813.26	-837.34	-807.90	-834.38	-814.72	-841.11	-832.61
-34.50	-841.48	-822.47	-843.14	-817.60	-840.49	-823.75	-847.23	-841.10
-34.75	-847.31	-831.82	-848.75	-827.47	-846.38	-832.93	-853.10	-849.70
-35.00	-853.02	-841.19	-854.26	-837.31	-852.15	-842.14	-858.83	-858.29
-35.00	-853.02	-841.19	-854.26	-837.31	-852.15	-842.14	-858.83	-858.29
-35.25	-858.56	-850.56	-859.62	-847.15	-857.75	-851.36	-864.35	-866.84
-35.50	-863.99	-859.79	-864.87	-856.83	-863.23	-860.45	-869.71	-875.21
-35.75	-869.09	-868.87	-869.80	-866.30	-868.37	-869.40	-874.68	-883.37
-36.00	-873.88	-877.96	-874.42	-875.75	-873.21	-878.36	-879.31	-891.48
-36.00	-873.89	-877.96	-874.42	-875.75	-873.21	-878.36	-879.31	-891.48
-36.25	-877.96	-887.21	-878.27	-885.33	-877.32	-887.49	-883.14	-899.63
-36.50	-881.50	-896.68	-881.58	-895.24	-880.88	-896.85	-886.35	-907.90
-36.75	-883.68	-906.64	-883.59	-905.75	-883.08	-906.70	-888.15	-916.47
-37.00	-880.07	-916.69	-879.85	-915.95	-879.48	-916.64	-884.23	-925.06
-37.00	-880.07	-916.69	-879.85	-915.95	-879.48	-916.64	-884.23	-925.06
-37.25	-880.98	-926.43	-880.43	-924.38	-880.39	-926.27	-884.33	-932.88
-37.50	-877.47	-933.30	-877.00	-930.78	-876.88	-933.04	-879.74	-937.36
-37.75	-861.82	-958.72	-861.45	-956.78	-861.24	-958.31	-863.04	-959.17
-38.00	-825.34	-1019.28	-823.04	-1010.52	-824.81	-1018.66	-826.59	-1014.64

**Autorità Portuale di Taranto**

Interventi per il dragaggio di 2,3 M m³ di sedimenti in area Molo Polisettoriale e per la realizzazione di un primo lotto della cassa di colmata funzionale all'ampliamento del V Sporgente del Porto di Taranto

Allegati alla relazione di calcolo strutturale allineamento "BC"

Data 05/2016
Rev. B
c.d.c.: C296A
514B

6		7		8		11		12	
Mare [kPa]	Vasca [kPa]	Mare [kPa]	Vasca [kPa]	Mare [kPa]	Vasca [kPa]	Mare [kPa]	Vasca [kPa]	Mare [kPa]	Vasca [kPa]
0.00	0.00	0.00	0.00	0.00	0.00	0.00	0.00	0.00	0.00
0.00	0.00	0.00	0.00	0.00	0.00	0.00	0.00	0.00	0.00
0.00	0.00	0.00	0.00	0.00	0.00	0.00	0.00	0.00	0.00
0.00	0.00	0.00	0.00	0.00	0.00	0.00	0.00	0.00	0.00
0.00	0.00	0.00	0.00	0.00	0.00	0.00	0.00	0.00	0.00
0.00	0.00	0.00	0.00	0.00	0.00	0.00	0.00	0.00	0.00
0.00	0.00	0.00	0.00	0.00	0.00	0.00	0.00	0.00	0.00
0.00	0.00	0.00	0.00	0.00	0.00	0.00	0.00	0.00	0.00
0.00	0.00	0.00	0.00	0.00	0.00	0.00	0.00	0.00	0.00
0.00	0.00	0.00	0.00	0.00	0.00	0.00	0.00	0.00	0.00
0.00	0.00	0.00	0.00	0.00	0.00	0.00	0.00	0.00	0.00
0.00	0.00	0.00	0.00	0.00	0.00	0.00	0.00	0.00	0.00
0.00	0.00	0.00	0.00	0.00	0.00	0.00	0.00	0.00	0.00
0.00	0.00	0.00	0.00	0.00	0.00	0.00	0.00	0.00	0.00
0.00	0.00	0.00	0.00	0.00	0.00	0.00	0.00	0.00	0.00
0.00	0.00	0.00	0.00	0.00	0.00	0.00	0.00	0.00	0.00
0.00	0.00	0.00	0.00	0.00	0.00	0.00	0.00	0.00	0.00
0.00	0.00	0.00	0.00	0.00	0.00	0.00	0.00	0.00	0.00
0.00	0.00	0.00	0.00	0.00	0.00	0.00	0.00	0.00	0.00
-3.60	0.00	0.00	0.00	0.00	0.00	0.00	0.00	-20.01	0.00
-4.75	0.00	0.00	0.00	0.00	0.00	0.00	0.00	-21.11	0.00
-5.91	0.00	0.00	0.00	0.00	0.00	0.00	0.00	-22.20	0.00
-7.06	0.00	0.00	0.00	0.00	0.00	0.00	0.00	-23.29	0.00
-8.21	0.00	0.00	0.00	0.00	0.00	0.00	0.00	-24.38	0.00
-8.21	-17.02	0.00	-3.58	0.00	-5.64	0.00	-11.90	-24.38	-6.77
-9.95	-17.91	0.00	-4.44	0.00	-6.40	0.00	-12.40	-26.02	-12.73
-11.68	-18.35	0.00	-5.56	0.00	-7.78	0.00	-14.44	-27.66	-22.94
-13.41	-17.99	0.00	-6.71	0.00	-8.55	0.00	-14.06	-29.30	-26.66
-15.14	-17.91	0.00	-7.84	0.00	-9.41	0.00	-13.64	-30.94	-26.27
-15.14	-17.91	0.00	-7.84	0.00	-9.41	0.00	-13.64	-30.94	-26.27
-16.87	-18.32	0.00	-9.19	0.00	-10.89	0.00	-14.09	-32.58	-25.64
-18.60	-18.85	0.00	-10.46	0.00	-11.82	0.00	-14.23	-34.22	-24.81
-20.33	-19.50	0.00	-11.70	0.00	-12.62	0.00	-14.42	-35.86	-24.21
-22.06	-20.27	0.00	-12.97	0.00	-13.46	0.00	-14.75	-37.49	-23.89
-22.06	-20.27	0.00	-12.97	0.00	-13.46	0.00	-14.75	-37.49	-23.89
-24.38	-21.37	-2.50	-17.14	-2.50	-16.58	-2.50	-17.31	-39.68	-25.82
-26.71	-22.57	-5.00	-21.33	-5.00	-19.57	-5.00	-19.83	-41.87	-27.82
-29.03	-23.90	-7.50	-25.56	-7.50	-23.00	-7.50	-22.88	-44.06	-30.46
-31.36	-25.22	-10.00	-29.69	-10.00	-26.28	-10.00	-25.87	-46.24	-33.11
-31.36	-25.22	-10.00	-29.69	-10.00	-26.28	-10.00	-25.87	-46.24	-33.11
-33.92	-26.68	-12.75	-34.23	-12.75	-29.77	-12.75	-29.11	-48.65	-36.03
-36.47	-28.18	-15.50	-38.72	-15.50	-32.83	-15.50	-31.93	-51.06	-38.58
-39.03	-29.80	-18.25	-43.27	-18.25	-35.97	-18.25	-34.84	-53.46	-41.28
-41.59	-31.47	-21.00	-47.85	-21.00	-39.18	-21.00	-37.85	-55.87	-44.09
-41.59	-31.47	-21.00	-47.85	-21.00	-39.18	-21.00	-37.85	-55.87	-44.09
-43.68	-32.88	-23.25	-49.31	-23.25	-41.97	-23.25	-40.47	-57.84	-46.58
-45.77	-34.28	-25.50	-50.77	-25.50	-44.76	-25.50	-43.10	-59.81	-49.08
-47.87	-35.71	-27.75	-52.27	-27.75	-47.71	-27.75	-45.90	-61.78	-51.78
-49.96	-37.02	-30.00	-53.69	-30.00	-50.74	-30.00	-48.78	-63.74	-54.56
-49.96	-37.02	-30.00	-53.69	-30.00	-50.74	-30.00	-48.78	-63.74	-54.56
-52.12	-39.83	-32.32	-56.57	-32.32	-53.80	-32.32	-51.67	-65.78	-57.36
-54.28	-42.57	-34.64	-59.36	-34.64	-56.88	-34.64	-54.61	-67.81	-60.23
-56.44	-45.24	-36.96	-62.06	-36.96	-59.95	-36.96	-57.60	-69.84	-63.15
-58.60	-47.87	-39.29	-64.73	-39.29	-62.99	-39.29	-60.60	-71.87	-66.10
-58.60	-47.87	-39.29	-64.73	-39.29	-62.99	-39.29	-60.60	-71.87	-66.10
-60.75	-50.46	-41.61	-67.33	-41.61	-65.87	-41.61	-63.47	-73.90	-68.93



Autorità Portuale di Taranto
 Interventi per il dragaggio di 2,3 M m³ di sedimenti in area Molo Polisettoriale e per la realizzazione di un primo lotto della cassa di colmata funzionale all'ampliamento del V Sporgente del Porto di Taranto

Allegati alla relazione di calcolo strutturale allineamento "BC"

Data 05/2016
 Rev. B
 c.d.c.: C296A
 514B

-62.91	-53.05	-43.93	-69.93	-43.93	-68.72	-43.93	-66.27	-75.93	-71.70
-65.07	-55.71	-46.25	-72.54	-46.25	-71.43	-46.25	-68.95	-77.96	-74.36
-67.23	-58.40	-48.57	-75.17	-48.57	-74.08	-48.57	-71.57	-79.99	-76.96
-67.23	-58.40	-48.57	-75.17	-48.57	-74.08	-48.57	-71.57	-79.99	-76.96
-69.39	-61.15	-50.89	-77.90	-50.89	-76.67	-50.89	-74.11	-82.03	-79.50
-71.55	-64.05	-53.21	-80.60	-53.21	-79.36	-53.21	-76.75	-84.06	-82.14
-73.71	-67.08	-55.54	-83.25	-55.54	-82.00	-55.54	-79.34	-86.09	-84.74
-75.87	-70.21	-57.86	-85.91	-57.86	-84.58	-57.86	-81.85	-88.12	-87.28
-75.87	-70.21	-57.86	-85.91	-57.86	-84.58	-57.86	-81.85	-88.12	-87.28
-78.03	-73.30	-60.18	-88.57	-60.18	-87.10	-60.18	-84.30	-90.15	-89.77
-80.18	-76.37	-62.50	-91.26	-62.50	-89.55	-62.50	-86.68	-92.18	-92.19
-82.34	-79.42	-64.82	-94.23	-64.82	-92.17	-64.82	-89.33	-94.21	-94.91
-84.50	-82.35	-67.14	-97.14	-67.14	-95.71	-67.14	-92.77	-96.24	-98.42
-84.50	-82.35	-67.14	-97.14	-67.14	-95.71	-67.14	-92.77	-96.24	-98.42
-86.66	-85.50	-69.46	-100.07	-69.46	-96.75	-69.46	-93.89	-98.28	-99.64
-88.82	-88.19	-71.79	-102.97	-71.79	-99.62	-71.79	-96.78	-100.31	-102.64
-90.98	-90.93	-74.11	-105.98	-74.11	-103.41	-74.11	-100.59	-102.34	-106.58
-93.14	-93.72	-76.43	-108.95	-76.43	-107.22	-76.43	-104.42	-104.37	-110.57
-93.14	-93.72	-76.43	-108.95	-76.43	-107.22	-76.43	-104.42	-104.37	-110.57
-95.30	-96.48	-78.75	-111.80	-78.75	-111.28	-78.75	-108.52	-106.40	-114.85
-97.46	-99.23	-81.07	-114.54	-81.07	-114.88	-81.07	-112.24	-108.43	-118.79
-99.61	-102.31	-83.39	-117.49	-83.39	-118.31	-83.39	-115.84	-110.46	-122.67
-101.77	-105.10	-85.71	-120.42	-85.71	-121.73	-85.71	-119.46	-112.49	-126.61
-101.77	-105.10	-85.71	-120.42	-85.71	-121.73	-85.71	-119.46	-112.49	-126.61
-103.93	-108.90	-88.04	-123.34	-88.04	-124.27	-88.04	-122.29	-114.53	-129.83
-106.09	-107.79	-90.36	-121.86	-90.36	-123.38	-90.36	-121.80	-116.56	-129.84
-108.25	-105.86	-92.68	-119.28	-92.68	-122.69	-92.68	-121.78	-118.59	-130.48
-110.41	-163.20	-95.00	-114.53	-95.00	-118.87	-95.00	-120.06	-120.62	-150.89
-103.81	-173.21	-149.83	-106.13	-153.21	-128.89	-154.80	-130.07	-125.39	-160.90
-104.61	-154.92	-142.93	-94.32	-147.51	-121.64	-148.45	-123.45	-124.54	-150.00
-107.67	-152.21	-143.68	-94.88	-148.97	-122.68	-149.60	-124.80	-127.64	-150.23
-112.86	-154.16	-148.16	-99.53	-153.33	-126.88	-154.08	-129.29	-132.55	-154.59
-118.54	-154.80	-153.76	-103.08	-159.58	-130.07	-160.45	-132.72	-138.63	-157.43
-118.54	-154.80	-153.76	-103.08	-159.58	-130.07	-160.45	-132.72	-138.63	-157.43
-123.48	-156.02	-157.09	-106.98	-163.28	-133.93	-164.13	-136.84	-142.83	-161.22
-129.06	-156.30	-162.34	-110.12	-169.38	-137.19	-170.29	-140.32	-148.79	-164.22
-134.21	-155.28	-166.25	-112.18	-173.54	-139.42	-174.50	-142.70	-153.19	-165.79
-139.13	-157.32	-170.12	-115.73	-177.68	-142.85	-178.74	-146.30	-157.57	-169.08
-139.13	-157.32	-170.12	-115.73	-177.68	-142.85	-178.74	-146.30	-157.57	-169.08
-144.05	-158.62	-174.33	-118.99	-182.57	-146.14	-183.72	-149.71	-162.52	-172.12
-148.78	-159.99	-177.94	-122.24	-186.61	-149.41	-187.95	-153.06	-166.85	-175.12
-153.30	-161.58	-181.65	-125.52	-190.71	-152.71	-192.21	-156.42	-171.17	-178.28
-157.31	-163.53	-184.89	-128.93	-194.41	-156.14	-195.97	-159.90	-175.07	-181.72
-157.31	-163.53	-184.89	-128.93	-194.41	-156.14	-195.97	-159.90	-175.07	-181.72
-160.85	-165.71	-187.78	-132.54	-197.87	-159.72	-199.54	-163.54	-178.83	-185.26
-164.68	-167.65	-190.46	-136.13	-200.83	-163.30	-202.51	-167.16	-182.15	-188.69
-171.78	-169.41	-197.05	-139.71	-207.74	-166.84	-209.45	-170.78	-188.73	-191.99
-177.41	-171.14	-201.46	-143.28	-212.31	-170.40	-214.04	-174.40	-193.43	-195.23
-177.41	-171.14	-201.46	-143.28	-212.31	-170.40	-214.04	-174.40	-193.43	-195.23
-182.17	-173.04	-204.95	-146.93	-216.10	-174.00	-217.90	-178.09	-197.51	-198.52

**Autorità Portuale di Taranto**

Interventi per il dragaggio di 2,3 M m³ di sedimenti in area Molo Polisettoriale e per la realizzazione di un primo lotto della cassa di colmata funzionale all'ampliamento del V Sporgente del Porto di Taranto

Allegati alla relazione di calcolo strutturale allineamento "BC"

Data 05/2016
Rev. B
c.d.c.: C296A
514B

-186.80	-175.21	-208.44	-150.73	-220.01	-177.74	-221.87	-181.92	-201.68	-201.98
-191.38	-177.31	-212.01	-154.41	-223.94	-181.37	-225.87	-185.64	-205.87	-205.29
-196.00	-179.38	-215.71	-158.01	-228.00	-184.94	-230.02	-189.31	-210.19	-208.54
-196.00	-179.38	-215.71	-158.01	-228.00	-184.94	-230.02	-189.31	-210.19	-208.54
-200.48	-181.44	-219.34	-161.51	-231.91	-188.42	-234.00	-192.88	-214.38	-211.69
-205.06	-183.49	-223.07	-164.92	-235.91	-191.84	-238.07	-196.38	-218.66	-214.75
-209.75	-185.60	-226.90	-168.24	-239.99	-195.15	-242.24	-199.77	-223.03	-217.70
-214.47	-187.76	-230.73	-171.55	-244.05	-198.44	-246.37	-203.12	-227.38	-220.62
-214.47	-187.76	-230.73	-171.55	-244.05	-198.44	-246.37	-203.12	-227.38	-220.62
-219.28	-190.22	-234.66	-174.90	-248.20	-201.68	-250.62	-206.43	-231.85	-223.49
-224.11	-192.90	-238.59	-178.19	-252.32	-204.89	-254.82	-209.69	-236.28	-226.34
-229.22	-196.30	-242.84	-181.43	-256.75	-208.20	-259.34	-213.04	-241.02	-229.30
-234.27	-200.42	-247.03	-184.63	-261.08	-211.58	-263.76	-216.46	-245.67	-232.36
-234.27	-200.42	-247.03	-184.63	-261.08	-211.58	-263.76	-216.46	-245.67	-232.36
-239.18	-205.47	-251.09	-187.86	-265.26	-215.02	-268.04	-219.93	-250.21	-235.50
-243.97	-211.01	-255.06	-190.83	-269.36	-218.38	-272.24	-223.33	-254.68	-238.55
-248.60	-217.94	-258.92	-194.83	-273.34	-221.58	-276.33	-226.58	-259.06	-241.46
-253.11	-225.26	-262.71	-199.82	-277.26	-224.94	-280.36	-230.03	-263.39	-244.61
-253.11	-225.26	-262.71	-199.82	-277.26	-224.94	-280.36	-230.03	-263.39	-244.61
-257.45	-232.58	-266.38	-207.11	-281.06	-228.32	-284.28	-233.50	-267.63	-247.79
-261.68	-239.88	-269.99	-215.90	-284.81	-231.79	-288.17	-237.05	-271.83	-251.08
-265.73	-247.17	-273.50	-225.42	-288.46	-235.26	-291.95	-240.62	-275.93	-254.38
-269.74	-254.45	-276.93	-234.94	-292.05	-238.53	-295.69	-243.95	-280.00	-257.43
-269.74	-254.45	-276.93	-234.94	-292.05	-238.53	-295.69	-243.95	-280.00	-257.43
-273.70	-261.71	-280.23	-244.38	-295.56	-241.74	-299.34	-247.24	-284.00	-260.44
-277.64	-268.96	-283.46	-253.74	-299.01	-244.69	-302.95	-250.27	-287.95	-263.15
-281.52	-276.22	-286.59	-263.03	-302.38	-248.95	-306.48	-254.57	-291.82	-267.30
-285.36	-283.46	-289.69	-272.25	-305.71	-253.72	-309.98	-259.01	-295.66	-271.56
-285.36	-283.46	-289.69	-272.25	-305.71	-253.72	-309.98	-259.01	-295.66	-271.56
-289.11	-290.72	-292.73	-281.41	-308.97	-261.30	-313.40	-266.20	-299.43	-278.86
-292.84	-297.99	-295.78	-290.51	-312.18	-270.97	-316.79	-275.92	-303.17	-288.93
-296.60	-305.28	-298.86	-299.55	-315.34	-281.79	-320.11	-287.12	-306.84	-300.52
-300.38	-312.59	-301.96	-308.54	-318.46	-292.61	-323.40	-298.28	-310.49	-311.90
-300.38	-312.59	-301.96	-308.54	-318.46	-292.61	-323.40	-298.28	-310.49	-311.90
-304.17	-319.93	-305.10	-317.47	-321.56	-303.27	-326.66	-309.23	-314.09	-322.91
-307.97	-327.31	-308.27	-326.36	-324.64	-313.79	-329.90	-320.03	-317.67	-333.66
-311.77	-334.75	-311.46	-335.22	-327.70	-324.21	-333.11	-330.69	-321.22	-344.17
-315.57	-342.24	-314.66	-344.03	-330.77	-334.54	-336.33	-341.26	-324.77	-354.49
-315.57	-342.24	-314.66	-344.03	-330.77	-334.54	-336.33	-341.26	-324.77	-354.49
-319.37	-349.80	-317.92	-352.82	-333.87	-344.81	-339.56	-351.75	-328.34	-364.65
-323.17	-357.44	-321.22	-361.58	-336.98	-355.02	-342.81	-362.16	-331.91	-374.66
-326.96	-365.19	-324.61	-370.34	-340.16	-365.18	-346.12	-372.51	-335.53	-384.53
-330.75	-373.06	-328.04	-379.10	-343.39	-375.31	-349.47	-382.81	-339.19	-394.29
-330.75	-373.06	-328.04	-379.10	-343.39	-375.31	-349.47	-382.81	-339.19	-394.29
-334.52	-381.08	-331.55	-387.89	-346.70	-385.41	-352.90	-393.07	-342.93	-403.94
-338.29	-389.20	-335.12	-396.72	-350.09	-395.48	-356.42	-403.30	-346.74	-413.50
-342.04	-397.37	-338.74	-405.64	-353.60	-405.57	-360.06	-413.51	-350.67	-422.99
-345.79	-405.54	-342.43	-414.68	-357.22	-415.66	-363.80	-423.72	-354.70	-432.42
-345.79	-405.54	-342.43	-414.68	-357.22	-415.66	-363.80	-423.72	-354.70	-432.42
-349.53	-413.77	-346.16	-423.70	-360.99	-425.78	-367.72	-433.95	-358.91	-441.80



Autorità Portuale di Taranto

Interventi per il dragaggio di 2,3 M m³ di sedimenti in area Molo Polisettoriale e per la realizzazione di un primo lotto della cassa di colmanta funzionale all'ampliamento del V Sporgente del Porto di Taranto

Allegati alla relazione di calcolo strutturale allineamento "BC"

Data 05/2016
Rev. B
c.d.c.: C296A
514B

-353.26	-422.08	-349.95	-432.72	-364.87	-435.94	-371.76	-444.20	-363.23	-451.14
-356.97	-430.53	-353.80	-441.80	-369.00	-446.24	-376.08	-454.58	-367.84	-460.52
-360.64	-439.14	-357.65	-450.97	-373.22	-456.75	-380.52	-465.15	-372.58	-470.00
-360.64	-439.14	-357.65	-450.98	-373.22	-456.75	-380.52	-465.15	-372.59	-470.00
-364.34	-447.89	-361.59	-460.22	-377.81	-467.43	-385.44	-475.89	-377.82	-479.54
-367.97	-456.99	-365.52	-469.84	-382.46	-478.58	-390.47	-487.05	-383.19	-489.33
-371.14	-466.96	-369.01	-480.59	-387.92	-491.61	-396.75	-500.12	-389.92	-500.63
-384.65	-478.36	-382.84	-493.21	-410.02	-509.57	-422.74	-518.30	-415.88	-516.25
-365.29	-478.36	-363.48	-493.21	-390.65	-509.57	-403.38	-518.30	-396.52	-516.25
-403.93	-495.44	-401.16	-508.14	-432.94	-528.82	-447.38	-535.53	-440.27	-533.83
-399.28	-502.27	-396.41	-514.45	-424.80	-536.00	-437.99	-542.11	-431.47	-540.64
-398.23	-509.02	-395.39	-520.59	-421.82	-542.42	-434.17	-547.94	-428.00	-546.69
-397.88	-515.53	-395.16	-526.48	-420.14	-548.28	-431.85	-553.18	-425.95	-552.14
-397.88	-515.53	-395.16	-526.48	-420.14	-548.28	-431.85	-553.18	-425.95	-552.15
-398.05	-521.49	-395.55	-531.75	-419.51	-553.19	-430.65	-557.43	-424.92	-556.66
-398.56	-526.47	-396.41	-535.93	-419.76	-556.59	-430.44	-560.14	-424.73	-559.75
-392.82	-529.64	-391.30	-537.81	-412.13	-556.47	-421.56	-559.12	-415.66	-559.52
-398.83	-469.47	-396.14	-479.71	-416.61	-480.82	-429.14	-482.99	-410.35	-486.91
-678.22	-469.47	-675.53	-479.71	-696.00	-480.82	-708.53	-482.99	-689.74	-486.91
-646.32	-479.28	-642.59	-490.60	-652.98	-488.91	-661.03	-491.21	-647.98	-491.87
-648.59	-497.32	-645.01	-509.65	-658.43	-508.61	-666.08	-511.29	-658.54	-507.72
-656.89	-514.69	-652.80	-527.63	-666.15	-528.42	-672.91	-531.49	-669.62	-524.13
-667.69	-531.04	-663.28	-544.38	-679.29	-547.36	-686.43	-550.75	-686.57	-540.09
-667.69	-531.04	-663.28	-544.38	-679.29	-547.36	-686.43	-550.75	-686.57	-540.09
-673.83	-546.87	-669.13	-560.44	-685.01	-565.66	-691.40	-569.49	-694.28	-555.98
-682.63	-562.35	-677.69	-576.03	-695.27	-583.42	-701.70	-587.83	-706.90	-571.87
-690.08	-577.33	-684.87	-590.99	-702.25	-600.34	-708.57	-605.55	-715.44	-587.60
-696.10	-592.00	-690.70	-605.56	-706.96	-616.71	-713.39	-622.85	-721.53	-603.24
-696.10	-592.00	-690.70	-605.56	-706.97	-616.71	-713.39	-622.85	-721.53	-603.24
-704.41	-606.30	-699.14	-619.67	-716.01	-632.40	-722.64	-639.37	-731.73	-618.41
-711.76	-620.38	-706.53	-633.51	-723.07	-647.68	-730.09	-655.39	-739.82	-633.34
-718.94	-634.17	-713.77	-647.00	-729.90	-662.45	-737.50	-670.82	-747.60	-647.97
-726.06	-647.72	-721.02	-660.21	-736.92	-676.80	-745.17	-685.80	-755.46	-662.35
-726.06	-647.72	-721.02	-660.21	-736.92	-676.81	-745.17	-685.80	-755.46	-662.35
-733.01	-660.95	-728.15	-673.07	-743.88	-690.68	-752.70	-700.26	-762.99	-676.42
-739.96	-673.94	-735.30	-685.66	-750.91	-704.17	-760.24	-714.30	-770.40	-690.24
-746.93	-686.59	-742.50	-697.89	-758.00	-717.17	-767.72	-727.81	-777.61	-703.72
-753.89	-698.99	-749.72	-709.85	-765.04	-729.81	-775.11	-740.95	-784.67	-716.93
-753.89	-698.99	-749.72	-709.85	-765.05	-729.81	-775.11	-740.95	-784.67	-716.93
-760.77	-711.04	-756.86	-721.46	-772.14	-742.00	-782.58	-753.59	-791.74	-729.79
-767.69	-722.78	-764.05	-732.75	-779.27	-753.78	-790.10	-765.81	-798.82	-742.32
-774.56	-734.04	-771.19	-743.56	-786.47	-764.99	-797.56	-777.43	-805.81	-754.35
-781.40	-744.97	-778.31	-754.04	-793.73	-775.80	-804.93	-788.63	-812.71	-766.04
-781.40	-744.97	-778.31	-754.04	-793.73	-775.80	-804.93	-788.63	-812.71	-766.04
-788.19	-755.45	-785.38	-764.07	-801.04	-786.09	-812.26	-799.28	-819.57	-777.25
-794.95	-765.60	-792.40	-773.78	-808.38	-796.00	-819.56	-809.55	-826.41	-788.11
-801.64	-775.29	-799.35	-783.03	-815.62	-805.38	-827.13	-819.26	-833.53	-798.47
-808.28	-784.72	-806.25	-792.04	-822.62	-814.49	-834.75	-828.67	-840.70	-808.57
-808.28	-784.72	-806.25	-792.04	-822.62	-814.49	-834.75	-828.67	-840.70	-808.57
-814.86	-793.90	-813.09	-800.81	-828.98	-823.29	-842.74	-837.79	-848.26	-818.38



Autorità Portuale di Taranto

Interventi per il dragaggio di 2,3 M m³ di sedimenti in area Molo Polisettoriale e per la realizzazione di un primo lotto della cassa di colmata funzionale all'ampliamento del V Sporgente del Porto di Taranto

Allegati alla relazione di calcolo strutturale allineamento "BC"

Data 05/2016
Rev. B
c.d.c.: C296A
514B

-821.37	-802.92	-819.84	-809.43	-835.16	-831.92	-850.40	-846.71	-855.52	-828.01
-827.74	-811.83	-826.45	-817.95	-841.28	-840.41	-857.72	-855.47	-862.50	-837.51
-834.05	-820.65	-832.97	-826.39	-847.43	-848.81	-864.84	-864.14	-869.33	-846.91
-834.05	-820.65	-832.98	-826.39	-847.44	-848.81	-864.84	-864.14	-869.33	-846.91
-840.21	-829.35	-839.35	-834.72	-853.53	-857.07	-871.60	-872.65	-875.84	-856.17
-846.29	-838.03	-845.64	-843.04	-859.58	-865.31	-878.17	-881.15	-882.20	-865.40
-852.14	-846.82	-851.69	-851.48	-865.42	-873.67	-884.36	-889.75	-888.16	-874.73
-857.86	-855.59	-857.59	-859.92	-871.13	-882.01	-890.22	-898.33	-893.77	-884.05
-857.86	-855.59	-857.59	-859.92	-871.13	-882.02	-890.22	-898.33	-893.77	-884.05
-863.37	-864.33	-863.29	-868.32	-876.65	-890.35	-895.55	-906.90	-898.75	-893.35
-868.74	-872.90	-868.83	-876.56	-882.02	-898.53	-900.54	-915.31	-903.36	-902.49
-873.72	-881.26	-873.99	-884.59	-886.99	-906.53	-905.10	-923.54	-907.52	-911.46
-878.37	-889.57	-878.80	-892.56	-891.61	-914.51	-909.34	-931.77	-911.35	-920.41
-878.37	-889.57	-878.80	-892.56	-891.61	-914.51	-909.34	-931.77	-911.35	-920.41
-882.25	-897.95	-882.84	-900.59	-895.42	-922.61	-912.78	-940.11	-914.37	-929.50
-885.51	-906.45	-886.27	-908.74	-898.58	-930.88	-915.57	-948.65	-916.72	-938.80
-887.38	-915.29	-888.32	-917.19	-900.29	-939.56	-916.89	-957.65	-917.58	-948.58
-883.51	-924.15	-884.65	-925.64	-896.09	-948.36	-912.14	-966.84	-912.33	-958.58
-883.51	-924.15	-884.65	-925.64	-896.09	-948.37	-912.14	-966.84	-912.34	-958.58
-883.76	-932.32	-885.08	-933.33	-896.05	-956.56	-911.74	-975.40	-911.46	-968.05
-879.35	-937.22	-880.89	-937.65	-891.11	-961.68	-906.22	-980.89	-905.44	-974.57
-862.81	-959.64	-864.69	-959.27	-873.48	-984.81	-887.62	-1005.21	-886.26	-1000.01
-826.35	-1015.97	-828.75	-1014.33	-835.30	-1042.88	-848.24	-1066.06	-846.13	-1062.14

**Autorità Portuale di Taranto**

Interventi per il dragaggio di 2,3 M m³ di sedimenti in area Molo Polisettoriale e per la realizzazione di un primo lotto della cassa di colmata funzionale all'ampliamento del V Sporgente del Porto di Taranto

Allegati alla relazione di calcolo strutturale allineamento "BC"

Data 05/2016
Rev. B
c.d.c.: C296A
514B



-41.61	-90.35	-41.61	-67.97	-41.61	-58.09
-43.93	-93.43	-43.93	-70.77	-43.93	-61.03
-46.25	-96.18	-46.25	-73.42	-46.25	-63.90
-48.57	-99.23	-48.57	-75.99	-48.57	-66.78
-48.57	-99.23	-48.57	-75.99	-48.57	-66.78
-50.89	-101.91	-50.89	-78.48	-50.89	-69.14
-53.21	-104.92	-53.21	-81.04	-53.21	-72.05
-55.54	-107.70	-55.54	-83.53	-55.54	-74.99
-57.86	-110.23	-57.86	-85.94	-57.86	-77.81
-57.86	-110.23	-57.86	-85.94	-57.86	-77.81
-60.18	-112.73	-60.18	-88.27	-60.18	-80.38
-62.50	-115.12	-62.50	-90.51	-62.50	-82.79
-64.82	-117.43	-64.82	-93.01	-64.82	-85.22
-67.14	-120.22	-67.14	-96.28	-67.14	-88.15
-67.14	-120.22	-67.14	-96.28	-67.14	-88.15
-69.46	-120.18	-69.46	-97.22	-69.46	-88.55
-71.79	-122.71	-71.79	-99.91	-71.79	-90.96
-74.11	-126.69	-74.11	-103.50	-74.11	-94.57
-76.43	-130.80	-76.43	-107.09	-76.43	-98.42
-76.43	-130.80	-76.43	-107.09	-76.43	-98.42
-78.75	-135.30	-78.75	-110.92	-78.75	-102.66
-81.07	-139.31	-81.07	-114.34	-81.07	-106.65
-83.39	-143.02	-83.39	-117.62	-83.39	-110.78
-85.71	-146.32	-85.71	-120.88	-85.71	-115.03
-85.71	-146.32	-85.71	-120.88	-85.71	-115.03
-88.04	-149.18	-88.04	-123.30	-88.04	-118.61
-90.36	-148.92	-90.36	-122.31	-90.36	-119.03
-92.68	-149.30	-92.68	-121.72	-92.68	-120.33
-95.00	-141.48	-95.00	-117.13	-95.00	-123.38
-155.30	-120.91	-155.83	-127.14	-138.54	-133.39
-150.02	-114.61	-148.89	-121.41	-136.15	-125.09
-151.45	-115.24	-149.52	-122.75	-138.96	-125.87
-156.20	-119.27	-153.75	-127.24	-144.12	-129.97
-163.07	-122.57	-159.96	-130.73	-150.73	-133.07
-163.07	-122.57	-159.97	-130.73	-150.73	-133.07
-166.59	-126.69	-163.21	-134.92	-154.97	-136.89
-173.00	-130.39	-169.19	-138.52	-161.34	-140.14
-177.39	-133.04	-173.09	-141.06	-165.87	-142.34
-181.96	-136.48	-177.11	-144.81	-170.40	-145.80
-181.96	-136.48	-177.11	-144.81	-170.40	-145.80
-187.19	-139.81	-181.83	-148.38	-175.55	-149.07
-191.70	-143.03	-185.92	-151.91	-179.99	-152.30
-196.32	-146.23	-190.15	-155.46	-184.43	-155.57
-200.49	-149.50	-193.92	-159.14	-188.38	-158.95
-200.49	-149.50	-193.92	-159.14	-188.38	-158.95
-204.58	-152.89	-197.62	-162.99	-192.15	-162.49
-207.82	-156.26	-200.54	-166.84	-195.35	-166.03
-214.84	-159.67	-207.04	-170.70	-202.27	-169.57
-219.45	-163.09	-211.28	-174.59	-207.00	-173.12
-219.45	-163.09	-211.28	-174.59	-207.00	-173.12
-223.46	-166.61	-214.94	-178.55	-211.03	-176.73



Autorità Portuale di Taranto

Interventi per il dragaggio di 2,3 M m³ di sedimenti in area Molo Polisettoriale e per la realizzazione di un primo lotto della cassa di colmanta funzionale all'ampliamento del V Sporgente del Porto di Taranto

Allegati alla relazione di calcolo strutturale allineamento "BC"

Data 05/2016
Rev. B
c.d.c.: C296A
514B

-227.61	-170.28	-218.70	-182.67	-215.16	-180.50
-231.75	-173.92	-222.44	-186.70	-219.30	-184.15
-236.10	-177.60	-226.34	-190.69	-223.57	-187.76
-236.10	-177.60	-226.34	-190.69	-223.57	-187.76
-240.20	-181.22	-230.04	-194.60	-227.69	-191.28
-244.41	-184.83	-233.87	-198.43	-231.88	-194.73
-248.69	-188.39	-237.75	-202.16	-236.17	-198.09
-252.94	-191.92	-241.58	-205.84	-240.43	-201.42
-252.94	-191.92	-241.58	-205.84	-240.43	-201.42
-257.30	-195.41	-245.56	-209.46	-244.79	-204.71
-261.60	-198.86	-249.46	-213.03	-249.11	-207.97
-266.21	-202.36	-253.64	-216.65	-253.74	-211.33
-270.71	-205.91	-257.74	-220.31	-258.27	-214.77
-270.71	-205.91	-257.74	-220.31	-258.27	-214.77
-275.06	-209.50	-261.71	-223.99	-262.66	-218.28
-279.34	-213.02	-265.63	-227.53	-266.98	-221.71
-283.51	-216.42	-269.46	-230.87	-271.19	-225.02
-287.63	-219.98	-273.27	-234.35	-275.34	-228.53
-287.63	-219.99	-273.27	-234.35	-275.34	-228.53
-291.65	-223.56	-277.00	-237.80	-279.38	-232.08
-295.64	-227.18	-280.73	-241.31	-283.38	-235.72
-299.53	-231.01	-284.41	-244.77	-287.27	-239.38
-303.38	-234.82	-288.07	-247.93	-291.12	-242.82
-303.38	-234.82	-288.07	-247.93	-291.12	-242.82
-307.16	-238.78	-291.70	-251.11	-294.88	-246.24
-310.89	-242.55	-295.33	-253.97	-298.59	-249.42
-314.55	-246.43	-298.94	-258.29	-302.21	-253.89
-318.17	-249.82	-302.56	-261.44	-305.80	-258.50
-318.17	-249.82	-302.56	-261.44	-305.80	-258.50
-321.72	-253.37	-306.16	-265.15	-309.30	-265.91
-325.23	-257.32	-309.77	-269.51	-312.76	-275.84
-328.67	-262.35	-313.39	-274.89	-316.15	-287.16
-332.08	-268.68	-317.03	-281.42	-319.50	-298.38
-332.08	-268.68	-317.03	-281.42	-319.50	-298.38
-335.43	-277.49	-320.68	-290.52	-322.81	-309.32
-338.76	-287.99	-324.35	-300.78	-326.08	-320.06
-342.05	-298.99	-328.04	-311.31	-329.33	-330.61
-345.33	-310.03	-331.71	-321.82	-332.56	-341.03
-345.33	-310.03	-331.71	-321.83	-332.56	-341.03
-348.60	-321.13	-335.37	-332.30	-335.79	-351.32
-351.88	-332.19	-339.07	-342.75	-339.02	-361.50
-355.21	-343.22	-343.38	-353.16	-342.30	-371.58
-358.57	-354.24	-347.87	-363.54	-345.61	-381.56
-358.57	-354.24	-347.87	-363.54	-345.61	-381.57
-362.01	-365.24	-352.40	-373.89	-348.99	-391.47
-365.54	-376.21	-357.03	-384.21	-352.43	-401.31
-369.21	-387.20	-361.84	-394.54	-355.98	-411.10
-373.00	-398.21	-366.78	-404.87	-359.63	-420.83
-373.00	-398.21	-366.78	-404.87	-359.63	-420.83
-377.02	-409.24	-372.03	-415.21	-363.43	-430.53

**Autorità Portuale di Taranto**

Interventi per il dragaggio di 2,3 M m³ di sedimenti in area Molo Polisettoriale e per la realizzazione di un primo lotto della cassa di colmanta funzionale all'ampliamento del V Sporgente del Porto di Taranto

Allegati alla relazione di calcolo strutturale allineamento "BC"

Data 05/2016
 Rev. B
 c.d.c.: C296A
 514B

-381.17	-420.31	-377.42	-425.58	-367.34	-440.20
-385.74	-431.51	-383.36	-436.06	-371.52	-449.91
-390.50	-442.92	-389.60	-446.75	-375.82	-459.70
-390.50	-442.92	-389.60	-446.75	-375.83	-459.70
-395.94	-454.55	-396.80	-457.69	-380.60	-469.54
-401.59	-466.47	-404.39	-468.85	-385.49	-479.59
-409.50	-480.45	-415.62	-482.25	-391.72	-491.02
-443.04	-501.46	-461.64	-504.46	-417.17	-506.89
-423.68	-501.46	-442.28	-504.46	-397.81	-506.89
-468.52	-523.93	-486.18	-526.70	-441.15	-527.25
-456.60	-532.24	-471.97	-534.91	-431.51	-535.30
-450.60	-539.28	-464.29	-541.54	-427.14	-542.56
-446.34	-545.49	-458.77	-547.07	-424.10	-549.29
-446.34	-545.50	-458.77	-547.08	-424.10	-549.29
-443.33	-550.61	-454.44	-551.30	-421.96	-555.26
-441.52	-554.13	-450.91	-553.82	-420.46	-560.03
-430.29	-553.58	-439.02	-551.87	-409.86	-562.06
-431.55	-472.51	-440.00	-466.50	-392.10	-496.58
-710.94	-472.51	-719.39	-466.51	-671.49	-496.58
-655.44	-481.29	-648.09	-469.13	-627.47	-503.38
-660.47	-503.86	-652.60	-488.57	-637.84	-520.17
-665.55	-527.00	-658.46	-509.53	-648.88	-537.27
-679.31	-549.14	-673.30	-529.96	-665.39	-553.76
-679.31	-549.14	-673.30	-529.96	-665.39	-553.76
-683.24	-570.39	-676.61	-549.78	-673.40	-569.92
-693.89	-591.00	-687.39	-569.17	-686.11	-585.93
-700.22	-610.71	-693.69	-587.85	-695.03	-601.62
-704.54	-629.75	-699.28	-606.02	-701.69	-617.14
-704.54	-629.75	-699.28	-606.02	-701.69	-617.14
-713.33	-648.46	-707.75	-623.59	-712.30	-632.05
-720.20	-666.26	-714.76	-640.73	-720.98	-646.65
-726.90	-683.18	-721.82	-657.32	-729.40	-660.86
-733.76	-699.39	-729.18	-673.51	-737.94	-674.75
-733.76	-699.39	-729.18	-673.51	-737.94	-674.75
-740.48	-714.72	-736.57	-689.22	-746.18	-688.28
-747.19	-729.42	-743.99	-704.58	-754.32	-701.51
-753.99	-743.33	-751.40	-719.51	-762.27	-714.35
-760.84	-756.72	-758.80	-734.13	-770.06	-726.91
-760.84	-756.72	-758.81	-734.13	-770.06	-726.91
-767.88	-769.43	-766.39	-748.60	-777.83	-739.09
-775.09	-781.59	-774.06	-762.39	-785.60	-750.92
-782.45	-793.00	-781.74	-775.34	-793.23	-762.25
-789.85	-803.91	-789.40	-787.70	-800.73	-773.23
-789.86	-803.91	-789.40	-787.70	-800.73	-773.23
-797.34	-814.17	-797.04	-799.28	-808.13	-783.73
-804.87	-823.98	-804.67	-810.38	-815.47	-793.89
-812.69	-833.16	-812.42	-820.80	-823.00	-803.57
-820.65	-842.02	-820.15	-830.86	-830.55	-812.98
-820.65	-842.02	-820.15	-830.86	-830.55	-812.98
-828.96	-850.53	-827.89	-840.54	-838.42	-822.14

**Autorità Portuale di Taranto**

Interventi per il dragaggio di 2,3 M m³ di sedimenti in area Molo Polisettoriale e per la realizzazione di un primo lotto della cassa di colmanta funzionale all'ampliamento del V Sporgente del Porto di Taranto

Allegati alla relazione di calcolo strutturale allineamento "BC"

Data 05/2016
Rev. B
c.d.c.: C296A
514B

-836.99	-858.82	-835.58	-849.98	-845.95	-831.12
-844.73	-866.95	-843.22	-859.23	-853.15	-840.00
-852.32	-874.96	-850.87	-868.36	-860.16	-848.78
-852.32	-874.96	-850.87	-868.36	-860.16	-848.78
-859.62	-882.82	-858.49	-877.34	-866.84	-857.44
-866.77	-890.66	-866.05	-886.29	-873.36	-866.09
-873.52	-898.62	-873.52	-895.38	-879.50	-874.86
-879.92	-906.57	-881.08	-904.48	-885.28	-883.62
-879.93	-906.57	-881.08	-904.48	-885.28	-883.62
-885.72	-914.52	-888.88	-913.62	-890.47	-892.37
-891.16	-922.34	-896.86	-922.66	-895.30	-900.97
-896.14	-930.00	-904.91	-931.62	-899.71	-909.40
-900.82	-937.67	-912.81	-940.66	-903.83	-917.82
-900.82	-937.67	-912.81	-940.66	-903.83	-917.82
-904.68	-945.50	-919.53	-949.97	-907.16	-926.37
-907.87	-953.55	-925.59	-959.63	-909.86	-935.11
-909.58	-962.12	-928.00	-970.03	-911.10	-944.32
-905.25	-970.92	-922.48	-980.97	-906.34	-953.68
-905.25	-970.92	-922.48	-980.97	-906.34	-953.68
-905.20	-979.15	-919.89	-991.61	-905.92	-962.53
-900.03	-984.40	-911.37	-999.79	-900.38	-968.38
-881.74	-1008.81	-888.79	-1029.06	-881.93	-992.65
-842.53	-1070.26	-844.97	-1099.52	-842.96	-1052.45

**Autorità Portuale di Taranto**

Interventi per il dragaggio di 2,3 M m³ di sedimenti in area Molo Polisettoriale e per la realizzazione di un primo lotto della cassa di colmanta funzionale all'ampliamento del V Sporgente del Porto di Taranto

Allegati alla relazione di calcolo strutturale allineamento "BC"

Data 05/2016
Rev. B
c.d.c.: C296A
514B

1.5.3 Riepilogo sollecitazioni



Autorità Portuale di Taranto

Interventi per il dragaggio di 2,3 M m³ di sedimenti in area Molo Polisettoriale e per la realizzazione di un primo lotto della cassa di colmanta funzionale all'ampliamento del V Sporgente del Porto di Taranto

Allegati alla relazione di calcolo strutturale allineamento "BC"

Data 05/2016
Rev. B
c.d.c.: C296A
514B

FASE	2	2	2	3	3	3	4	4	4
Y	N	Q	M	N	Q	M	N	Q	M
[m]	[kN/m]	[kN/m]	[kNm/m]	[kN/m]	[kN/m]	[kNm/m]	[kN/m]	[kN/m]	[kNm/m]
3.50	0.00	0.00	0.00	0.00	0.00	0.00	0.00	0.00	0.00
3.23	0.00	0.00	0.00	0.00	0.00	0.00	0.00	0.00	0.00
2.95	0.00	0.00	0.00	0.00	0.00	0.00	0.00	0.00	0.00
2.68	0.00	0.00	0.00	0.00	0.00	0.00	0.00	0.00	0.00
2.40	0.00	0.00	0.00	0.00	0.00	0.00	0.00	0.00	0.00
2.40	0.00	0.00	0.00	0.00	0.00	0.00	0.00	0.00	0.00
2.30	0.00	0.00	0.00	0.00	0.00	0.00	0.00	0.00	0.00
2.20	0.00	0.00	0.00	0.00	0.00	0.00	0.00	0.00	0.00
2.10	0.00	0.00	0.00	0.00	0.00	0.00	0.00	0.00	0.00
2.00	0.00	0.00	0.00	0.00	0.00	0.00	0.00	0.00	0.00
2.00	0.00	0.00	0.00	0.00	0.00	0.00	0.00	0.00	0.00
1.88	0.00	0.00	0.00	0.00	-0.52	-0.03	0.00	0.00	0.00
1.75	0.00	0.00	0.00	0.00	-1.19	-0.14	0.00	0.00	0.00
1.63	0.00	0.00	0.00	0.00	-2.00	-0.33	0.00	0.00	0.00
1.50	0.00	0.00	0.00	0.00	-2.95	-0.64	0.00	0.00	0.00
1.50	0.00	0.00	0.00	0.00	-2.95	-0.64	0.00	0.00	0.00
1.31	0.00	0.00	0.00	0.00	-4.65	-1.35	0.00	0.00	0.00
1.13	0.00	0.00	0.00	0.00	-6.68	-2.41	0.00	0.00	0.00
0.94	0.00	0.00	0.00	0.00	-9.03	-3.87	0.00	0.00	0.00
0.75	0.00	0.00	0.00	0.00	-11.71	-5.81	0.00	0.00	0.00
0.75	0.00	0.00	0.00	0.00	-11.71	-5.81	0.00	0.00	0.00
0.56	0.00	0.00	0.00	0.00	-14.71	-8.28	0.00	0.00	0.00
0.38	0.00	0.00	0.00	0.00	-18.04	-11.35	0.00	0.00	0.00
0.19	0.00	0.00	0.00	0.00	-21.69	-15.07	0.00	0.00	0.00
0.00	0.00	0.00	0.00	0.00	-25.67	-19.50	0.00	0.00	0.00
0.00	0.00	0.00	0.00	0.00	-25.68	-19.50	0.00	0.00	0.00
-0.25	0.00	-0.31	-0.03	0.00	-31.49	-26.64	0.00	0.00	0.00
-0.50	0.00	-1.25	-0.21	0.00	-37.89	-35.30	0.00	0.00	0.00
-0.75	0.00	-2.81	-0.70	0.00	-44.87	-45.63	0.00	0.00	0.00
-1.00	0.00	-5.00	-1.67	0.00	-52.42	-57.78	0.00	0.00	0.00
-1.00	0.00	-5.00	-1.67	0.00	-52.43	-57.78	0.00	0.00	0.00
-1.28	0.00	-8.13	-3.45	0.00	-61.41	-73.41	0.00	0.00	0.00
-1.55	0.00	-12.01	-6.21	0.00	-71.11	-91.62	0.00	0.00	0.00
-1.83	0.00	-16.65	-10.13	0.00	-81.52	-112.60	0.00	0.00	0.00
-2.10	0.00	-22.05	-15.44	0.00	-92.63	-136.52	0.00	0.00	0.00
-2.10	0.00	-22.05	-15.44	0.00	-92.63	-136.52	0.00	0.00	0.00
-2.33	0.00	-27.03	-20.95	0.00	-102.24	-158.43	0.00	-0.26	-0.02
-2.55	0.00	-32.51	-27.64	0.00	-112.33	-182.57	0.00	-1.05	-0.16
-2.78	0.00	-38.50	-35.62	0.00	-122.88	-209.02	0.00	-2.35	-0.53
-3.00	0.00	-45.00	-45.00	0.00	-133.89	-237.90	0.00	-4.18	-1.26
-3.00	0.00	-45.00	-45.00	0.00	-133.90	-237.90	0.00	-4.19	-1.26
-3.23	0.00	-51.96	-56.25	0.00	-145.48	-270.32	0.00	-6.35	-2.48
-3.46	0.00	-58.93	-69.13	0.00	-157.03	-305.44	0.00	-8.54	-4.21
-3.70	0.00	-65.89	-83.62	0.00	-168.55	-343.24	0.00	-10.75	-6.45
-3.93	0.00	-72.86	-99.72	0.00	-180.02	-383.69	0.00	-12.97	-9.20
-3.93	0.00	-72.86	-99.72	0.00	-180.02	-383.69	0.00	-12.97	-9.20
-4.16	0.00	-79.82	-117.44	0.00	-191.45	-426.80	0.00	-15.22	-12.47
-4.39	0.00	-86.79	-136.78	0.00	-202.85	-472.58	0.00	-17.48	-16.27
-4.63	0.00	-93.75	-157.74	0.00	-214.21	-521.00	0.00	-19.77	-20.59
-4.86	0.00	-100.71	-180.31	0.00	-225.53	-572.03	0.00	-22.07	-25.44



Autorità Portuale di Taranto
Interventi per il dragaggio di 2,3 M m³ di sedimenti in area Molo Polisettoriale e per la realizzazione di un primo lotto della cassa di colmata funzionale all'ampliamento del V Sporgente del Porto di Taranto

Allegati alla relazione di calcolo strutturale allineamento "BC"

Data 05/2016
Rev. B
c.d.c.: C296A
514B

-4.86	0.00	-100.72	-180.31	0.00	-225.53	-572.03	0.00	-22.07	-25.44
-5.09	0.00	-107.68	-204.49	0.00	-236.81	-625.68	0.00	-24.39	-30.83
-5.32	0.00	-114.64	-230.30	0.00	-248.06	-681.98	0.00	-26.73	-36.77
-5.55	0.00	-121.61	-257.73	0.00	-259.27	-740.88	0.00	-29.09	-43.25
-5.79	0.00	-128.57	-286.76	0.00	-270.43	-802.35	0.00	-31.46	-50.27
-5.79	0.00	-128.57	-286.76	0.00	-270.44	-802.35	0.00	-31.47	-50.27
-6.02	0.00	-135.53	-317.41	0.00	-281.56	-866.40	0.00	-33.86	-57.85
-6.25	0.00	-142.50	-349.69	0.00	-292.66	-933.07	0.00	-36.28	-66.00
-6.48	0.00	-149.47	-383.58	0.00	-303.71	-1002.31	0.00	-38.71	-74.70
-6.71	0.00	-156.43	-419.08	0.00	-314.72	-1074.08	0.00	-41.17	-83.97
-6.71	0.00	-156.43	-419.08	0.00	-314.73	-1074.08	0.00	-41.17	-83.97
-6.95	0.00	-163.39	-456.19	0.00	-325.70	-1148.39	0.00	-43.64	-93.81
-7.18	0.00	-170.36	-494.94	0.00	-336.65	-1225.29	0.00	-46.13	-104.24
-7.41	0.00	-177.32	-535.31	0.00	-347.55	-1304.73	0.00	-48.65	-115.24
-7.64	0.00	-184.28	-577.27	0.00	-358.41	-1386.65	0.00	-51.18	-126.82
-7.64	0.00	-184.29	-577.27	0.00	-358.41	-1386.65	0.00	-51.18	-126.82
-7.88	0.00	-191.25	-620.85	0.00	-369.23	-1471.09	0.00	-53.73	-139.00
-8.11	0.00	-198.21	-666.07	0.00	-380.02	-1558.08	0.00	-56.30	-151.77
-8.34	0.00	-205.18	-712.90	0.00	-390.77	-1647.57	0.00	-58.88	-165.14
-8.57	0.00	-212.14	-761.33	0.00	-401.48	-1739.51	0.00	-61.49	-179.11
-8.57	0.00	-212.14	-761.33	0.00	-401.49	-1739.51	0.00	-61.49	-179.11
-8.80	0.00	-219.11	-811.37	0.00	-412.15	-1833.92	0.00	-64.12	-193.69
-9.04	0.00	-226.07	-863.06	0.00	-422.79	-1930.86	0.00	-66.76	-208.88
-9.27	0.00	-233.04	-916.36	0.00	-433.39	-2030.26	0.00	-69.43	-224.69
-9.50	0.00	-240.00	-971.25	0.00	-443.94	-2132.07	0.00	-72.11	-241.12
-9.50	0.10	-239.66	-971.25	0.16	-443.28	-2132.07	0.09	-72.07	-241.12
-9.74	2.15	-241.02	-1029.46	3.94	-440.33	-2239.05	2.15	-84.07	-260.03
-9.98	3.94	-241.69	-1087.94	7.58	-437.02	-2345.33	3.88	-95.73	-281.81
-10.23	5.50	-241.61	-1146.49	11.14	-433.12	-2450.73	5.30	-106.98	-306.37
-10.47	6.85	-240.72	-1204.90	14.67	-428.44	-2555.06	6.41	-117.74	-333.59
-10.47	6.87	-240.71	-1204.90	14.75	-428.11	-2555.06	6.44	-117.64	-333.59
-10.71	8.09	-238.91	-1262.98	18.46	-422.39	-2658.05	7.34	-127.46	-363.28
-10.95	9.12	-236.63	-1320.58	22.20	-415.72	-2759.58	8.03	-136.49	-395.27
-11.20	9.96	-233.94	-1377.59	25.92	-408.15	-2859.39	8.49	-144.71	-429.34
-11.44	10.60	-230.88	-1433.87	29.55	-399.73	-2957.21	8.73	-152.14	-465.30
-11.44	10.64	-230.69	-1433.87	29.56	-399.76	-2957.21	8.76	-151.96	-465.30
-11.68	11.38	-226.01	-1489.18	33.18	-389.90	-3052.83	9.00	-157.48	-502.79
-11.92	12.15	-220.29	-1543.25	36.80	-379.12	-3145.99	9.21	-161.58	-541.46
-12.16	12.95	-213.57	-1595.82	40.41	-367.47	-3236.44	9.41	-164.26	-580.96
-12.41	13.79	-205.88	-1646.62	44.02	-355.01	-3323.92	9.58	-165.56	-620.91
-12.41	13.78	-206.02	-1646.62	44.02	-355.01	-3323.92	9.58	-165.74	-620.91
-12.65	14.60	-197.26	-1695.46	47.51	-341.70	-3408.29	9.68	-165.46	-661.03
-12.89	15.36	-187.96	-1742.13	50.90	-327.51	-3489.36	9.70	-164.34	-700.99
-13.13	16.07	-178.23	-1786.49	54.20	-312.45	-3566.89	9.66	-162.53	-740.59
-13.37	16.71	-168.20	-1828.43	57.39	-296.54	-3640.64	9.56	-160.20	-779.67
-13.38	16.71	-168.23	-1828.43	57.45	-296.61	-3640.64	9.57	-160.22	-779.67
-13.62	17.31	-157.97	-1867.93	60.74	-279.78	-3710.43	9.44	-157.39	-818.14
-13.86	17.87	-147.38	-1904.92	63.87	-262.19	-3776.09	9.27	-153.94	-855.86
-14.10	18.38	-136.49	-1939.31	66.84	-243.79	-3837.39	9.07	-149.87	-892.67
-14.34	18.86	-125.31	-1971.01	69.63	-224.53	-3894.11	8.84	-145.20	-928.40
-14.34	18.87	-125.40	-1971.01	69.70	-224.52	-3894.11	8.85	-145.28	-928.40
-14.59	19.33	-114.03	-2000.00	72.51	-203.98	-3945.99	8.62	-140.07	-962.96
-14.83	19.79	-102.75	-2026.25	75.16	-183.17	-3992.89	8.40	-134.64	-996.23

-15.07	20.25	-91.62	-2049.79	77.66	-162.09	-4034.71	8.22	-129.02	-1028.17
-15.31	20.71	-80.66	-2070.64	80.02	-140.74	-4071.38	8.06	-123.26	-1058.72
-15.31	20.71	-80.70	-2070.64	80.03	-140.77	-4071.38	8.07	-123.30	-1058.72
-15.55	21.18	-70.07	-2088.89	82.26	-119.46	-4102.89	7.95	-117.55	-1087.88
-15.80	21.63	-59.75	-2104.61	84.36	-97.95	-4129.23	7.87	-111.81	-1115.66
-16.04	22.08	-49.76	-2117.87	86.32	-76.25	-4150.33	7.81	-106.10	-1142.05
-16.28	22.52	-40.13	-2128.74	88.13	-54.39	-4166.15	7.78	-100.44	-1167.05
-16.28	22.52	-40.12	-2128.74	88.14	-54.41	-4166.15	7.78	-100.44	-1167.05
-16.52	22.95	-30.86	-2137.33	89.82	-32.40	-4176.66	7.77	-94.85	-1190.70
-16.77	23.36	-21.92	-2143.71	91.38	-10.32	-4181.84	7.79	-89.29	-1213.00
-17.01	23.76	-13.30	-2147.98	92.81	11.79	-4181.66	7.82	-83.74	-1233.95
-17.25	24.14	-5.01	-2150.19	94.11	33.87	-4176.13	7.87	-78.22	-1253.56
-17.25	24.14	-4.99	-2150.19	94.12	33.77	-4176.13	7.87	-78.20	-1253.56
-17.49	24.51	3.02	-2150.42	95.30	55.69	-4165.30	7.93	-72.66	-1271.83
-17.73	24.86	10.81	-2148.74	96.40	77.22	-4149.19	8.00	-67.07	-1288.75
-17.98	25.20	18.36	-2145.20	97.43	98.27	-4127.92	8.09	-61.43	-1304.32
-18.22	25.52	25.70	-2139.86	98.39	118.79	-4101.63	8.17	-55.73	-1318.50
-18.22	25.52	25.73	-2139.86	98.39	118.73	-4101.63	8.17	-55.71	-1318.50
-18.46	25.81	32.90	-2132.76	99.33	138.31	-4070.50	8.26	-49.91	-1331.29
-18.70	26.09	39.97	-2123.93	100.22	157.01	-4034.71	8.35	-43.96	-1342.67
-18.95	26.35	46.95	-2113.40	101.07	174.82	-3994.50	8.44	-37.88	-1352.58
-19.19	26.59	53.84	-2101.20	101.87	191.72	-3950.11	8.53	-31.65	-1361.00
-19.19	26.59	53.87	-2101.20	101.86	191.73	-3950.11	8.53	-31.63	-1361.00
-19.43	26.81	60.74	-2087.32	102.59	207.66	-3901.74	8.61	-25.21	-1367.89
-19.67	27.01	67.65	-2071.77	103.26	222.67	-3849.60	8.68	-18.55	-1373.19
-19.91	27.18	74.60	-2054.55	103.86	236.78	-3793.93	8.74	-11.65	-1376.86
-20.16	27.34	81.62	-2035.63	104.39	250.00	-3734.98	8.80	-4.50	-1378.82
-20.16	27.34	81.66	-2035.63	104.39	250.07	-3734.98	8.80	-4.47	-1378.82
-20.40	27.47	88.80	-2015.00	104.86	262.51	-3672.91	8.84	2.97	-1379.01
-20.64	27.57	96.15	-1992.61	105.26	274.35	-3607.87	8.86	10.77	-1377.35
-20.88	27.65	103.71	-1968.40	105.60	285.59	-3540.04	8.87	18.92	-1373.76
-21.12	27.71	111.49	-1942.35	105.88	296.27	-3469.59	8.86	27.44	-1368.15
-21.13	27.71	111.52	-1942.35	105.88	296.34	-3469.59	8.86	27.47	-1368.15
-21.37	27.74	119.60	-1914.38	106.09	306.61	-3396.58	8.83	36.40	-1360.43
-21.61	27.74	128.05	-1884.39	106.25	316.64	-3321.09	8.77	45.82	-1350.48
-21.85	27.71	136.90	-1852.31	106.35	326.45	-3243.20	8.69	55.73	-1338.20
-22.09	27.65	146.13	-1818.05	106.39	336.06	-3162.99	8.58	66.12	-1323.45
-22.09	27.65	146.17	-1818.05	106.39	336.14	-3162.99	8.58	66.16	-1323.45
-22.34	27.55	155.89	-1781.50	106.36	345.71	-3080.44	8.44	77.11	-1306.12
-22.58	27.42	166.17	-1742.50	106.28	355.44	-2995.52	8.27	88.70	-1286.05
-22.82	27.25	177.03	-1700.94	106.14	365.32	-2908.22	8.06	100.93	-1263.09
-23.06	27.04	188.47	-1656.70	105.94	375.39	-2818.55	7.81	113.79	-1237.11
-23.06	27.04	188.52	-1656.70	105.93	375.46	-2818.55	7.81	113.83	-1237.11
-23.30	26.78	200.63	-1609.61	105.66	385.87	-2726.39	7.51	127.40	-1207.92
-23.55	26.47	213.51	-1559.46	105.32	396.79	-2631.60	7.16	141.78	-1175.34
-23.79	26.10	227.17	-1506.10	104.89	408.23	-2534.11	6.75	156.94	-1139.17
-24.03	25.66	241.61	-1449.36	104.38	420.22	-2433.82	6.27	172.91	-1099.25
-24.03	25.64	241.67	-1449.36	104.36	420.30	-2433.82	6.25	172.96	-1099.25
-24.27	25.14	256.97	-1389.01	103.76	432.98	-2330.54	5.70	189.80	-1055.36
-24.52	24.50	273.25	-1324.81	103.01	446.50	-2224.03	5.02	207.61	-1007.24
-24.76	23.71	290.51	-1256.55	102.08	460.86	-2114.15	4.19	226.39	-954.69
-25.00	22.77	308.75	-1184.02	100.97	476.08	-2000.73	3.21	246.16	-897.50
-25.00	21.69	310.46	-1184.02	99.99	477.85	-2000.73	2.08	247.85	-897.50

**Autorità Portuale di Taranto**

Interventi per il dragaggio di 2,3 M m³ di sedimenti in area Molo Polisettoriale e per la realizzazione di un primo lotto della cassa di colmata funzionale all'ampliamento del V Sporgente del Porto di Taranto

Allegati alla relazione di calcolo strutturale allineamento "BC"

Data 05/2016
Rev. B
c.d.c.: C296A
514B

-25.25	24.92	325.61	-1104.59	102.56	489.31	-1879.93	5.54	264.92	-833.48
-25.50	28.07	343.58	-1020.98	105.09	503.62	-1755.84	8.91	284.75	-764.81
-25.75	31.16	364.22	-932.54	107.60	520.67	-1627.83	12.19	307.20	-690.86
-26.00	34.19	387.40	-838.66	110.09	540.32	-1495.29	15.40	332.10	-611.01
-26.00	34.18	387.52	-838.66	110.09	540.48	-1495.29	15.39	332.19	-611.01
-26.25	37.18	412.52	-738.73	112.58	562.07	-1357.56	18.56	358.84	-524.70
-26.50	40.07	440.35	-632.16	115.00	586.72	-1214.01	21.60	388.15	-431.37
-26.75	42.82	471.35	-518.24	117.32	614.85	-1063.84	24.49	420.46	-330.33
-27.00	44.62	499.29	-396.19	118.39	639.96	-906.25	26.54	449.59	-220.86
-27.00	45.43	505.91	-396.19	119.54	646.85	-906.25	27.23	456.12	-220.86
-27.25	49.86	458.60	-276.54	122.41	595.08	-751.95	32.28	410.40	-113.45
-27.50	54.25	420.36	-166.68	125.59	552.12	-608.55	37.14	373.86	-15.44
-27.75	57.90	384.23	-66.13	128.02	510.79	-475.69	41.23	339.61	73.72
-28.00	60.93	349.86	25.58	129.83	470.79	-353.05	44.69	307.27	154.53
-28.00	61.07	349.39	25.58	129.96	470.39	-353.05	44.84	306.77	154.53
-28.25	64.06	315.89	108.69	131.70	431.11	-240.40	48.25	275.36	227.25
-28.50	66.81	283.61	183.62	133.19	392.98	-137.40	51.41	245.20	292.31
-28.75	69.34	252.62	250.64	134.43	356.08	-43.77	54.34	216.35	349.99
-29.00	71.64	222.98	310.04	135.43	320.49	40.75	57.04	188.85	400.60
-29.00	71.63	223.12	310.04	135.42	320.67	40.75	57.03	188.98	400.60
-29.25	73.71	195.02	362.27	136.19	286.69	116.63	59.50	163.00	444.56
-29.50	75.61	168.32	407.67	136.75	254.20	184.22	61.78	138.37	482.21
-29.75	77.34	143.02	446.57	137.12	223.25	243.89	63.88	115.10	513.87
-30.00	78.88	119.16	479.30	137.30	193.86	295.98	65.79	93.22	539.88
-30.00	78.88	119.13	479.30	137.29	193.84	295.98	65.79	93.19	539.88
-30.25	80.24	96.66	506.24	137.27	166.02	340.92	67.52	72.64	560.57
-30.50	81.42	75.55	527.74	137.03	139.73	379.11	69.05	53.36	576.30
-30.75	82.40	55.78	544.14	136.59	114.99	410.93	70.39	35.37	587.37
-31.00	83.19	37.38	555.75	135.93	91.82	436.74	71.53	18.67	594.09
-31.00	83.18	37.34	555.75	135.92	91.78	436.74	71.53	18.62	594.09
-31.25	83.76	20.25	562.92	135.04	70.14	456.95	72.46	3.15	596.79
-31.50	84.12	4.36	565.98	133.91	49.92	471.93	73.18	-11.21	595.76
-31.75	84.26	-10.35	565.20	132.54	31.11	482.03	73.66	-24.47	591.27
-32.00	84.17	-23.88	560.90	130.92	13.72	487.60	73.92	-36.64	583.61
-32.00	84.16	-23.94	560.90	130.92	13.66	487.60	73.92	-36.70	583.61
-32.25	83.83	-36.43	553.34	129.03	-2.45	488.98	73.93	-47.91	573.02
-32.50	83.25	-48.00	542.76	126.87	-17.42	486.47	73.71	-58.28	559.73
-32.75	82.42	-58.66	529.41	124.44	-31.25	480.36	73.23	-67.83	543.94
-33.00	81.35	-68.43	513.51	121.74	-43.96	470.94	72.51	-76.57	525.88
-33.00	81.34	-68.46	513.51	121.74	-43.99	470.94	72.51	-76.60	525.88
-33.25	80.01	-77.47	495.26	118.77	-55.72	458.46	71.54	-84.66	505.71
-33.50	78.43	-85.71	474.84	115.52	-66.47	443.16	70.32	-92.03	483.61
-33.75	76.60	-93.19	452.45	112.01	-76.25	425.30	68.85	-98.71	459.75
-34.00	74.52	-99.90	428.31	108.22	-85.04	405.12	67.14	-104.68	434.31
-34.00	74.52	-99.89	428.31	108.22	-85.04	405.12	67.14	-104.67	434.31
-34.25	72.19	-105.84	402.58	104.16	-92.90	382.86	65.18	-109.96	407.48
-34.50	69.59	-110.98	375.45	99.82	-99.76	358.75	62.97	-114.50	379.39
-34.75	66.74	-115.28	347.15	95.20	-105.61	333.06	60.51	-118.27	350.28
-35.00	63.64	-118.73	317.88	90.31	-110.41	306.04	57.80	-121.23	320.33
-35.00	63.64	-118.71	317.88	90.30	-110.40	306.04	57.79	-121.21	320.33
-35.25	60.27	-121.19	287.88	85.12	-114.07	277.96	54.83	-123.27	289.76
-35.50	56.63	-122.71	257.37	79.64	-116.63	249.09	51.60	-124.41	258.77
-35.75	52.71	-123.26	226.59	73.86	-118.07	219.73	48.10	-124.63	227.61
-36.00	48.53	-122.83	195.82	67.78	-118.38	190.15	44.35	-123.90	196.53
-36.00	48.52	-122.69	195.82	67.76	-118.24	190.15	44.34	-123.76	196.53
-36.25	44.07	-121.20	165.31	61.38	-117.39	160.67	40.32	-122.03	165.79
-36.50	39.31	-118.11	135.35	54.64	-114.75	131.60	36.01	-118.72	135.65
-36.75	34.25	-113.29	106.38	47.55	-110.23	103.44	31.42	-113.72	106.56
-37.00	28.89	-106.67	78.86	40.10	-103.72	76.66	26.53	-106.95	78.94
-37.00	29.05	-105.22	78.86	40.25	-102.25	76.66	26.69	-105.51	78.94
-37.25	23.13	-96.57	53.57	32.11	-93.94	52.08	21.25	-96.72	53.60
-37.50	16.96	-83.14	30.95	23.65	-80.94	30.05	15.58	-83.20	30.95
-37.75	10.58	-63.29	12.53	14.90	-61.51	12.13	9.72	-63.29	12.52
-38.00	4.04	-35.34	0.00	5.92	-33.94	0.00	3.70	-35.31	0.00

**Autorità Portuale di Taranto**

Interventi per il dragaggio di 2,3 M m³ di sedimenti in area Molo Polisettoriale e per la realizzazione di un primo lotto della cassa di colmata funzionale all'ampliamento del V Sporgente del Porto di Taranto

Allegati alla relazione di calcolo strutturale allineamento "BC"

Data 05/2016
Rev. B
c.d.c.: C296A
514B



5	5	5	6	6	6	7	7	7	8
N	Q	M	N	Q	M	N	Q	M	N
[kN/m]	[kN/m]	[kNm/m]	[kN/m]	[kN/m]	[kNm/m]	[kN/m]	[kN/m]	[kNm/m]	[kN/m]
0.00	0.00	0.00	0.00	0.00	0.00	0.00	0.00	0.00	0.00
0.00	0.00	0.00	0.00	0.00	0.00	0.00	0.00	0.00	0.00
0.00	0.00	0.00	0.00	0.00	0.00	0.00	0.00	0.00	0.00
0.00	0.00	0.00	0.00	0.00	0.00	0.00	0.00	0.00	0.00
0.00	0.00	0.00	0.00	0.00	0.00	0.00	0.00	0.00	0.00
0.00	0.00	0.00	0.00	0.00	0.00	0.00	0.00	0.00	0.00
0.00	0.00	0.00	0.00	0.00	0.00	0.00	0.00	0.00	0.00
0.00	0.00	0.00	0.00	0.00	0.00	0.00	0.00	0.00	0.00
0.00	0.00	0.00	0.00	0.00	0.00	0.00	0.00	0.00	0.00
0.00	0.00	0.00	0.00	0.00	0.00	0.00	0.00	0.00	0.00
0.00	0.00	0.00	0.00	-0.52	-0.03	0.00	0.00	0.00	0.00
0.00	0.00	0.00	0.00	-1.19	-0.14	0.00	0.00	0.00	0.00
0.00	0.00	0.00	0.00	-2.00	-0.33	0.00	0.00	0.00	0.00
0.00	0.00	0.00	0.00	-2.95	-0.64	0.00	0.00	0.00	0.00
0.00	0.00	0.00	0.00	-2.99	-0.64	0.00	0.02	0.00	-0.01
-0.24	1.48	0.13	0.52	-1.35	-1.04	-0.12	0.74	0.07	-0.27
-0.51	3.19	0.57	1.06	0.01	-1.16	-0.26	1.68	0.29	-0.58
-0.83	5.15	1.35	1.59	1.05	-1.06	-0.44	2.83	0.71	-0.94
-1.18	7.34	2.51	2.12	1.74	-0.79	-0.66	4.19	1.37	-1.33
-1.18	7.32	2.51	2.12	1.75	-0.79	-0.66	4.19	1.37	-1.32
-1.56	9.73	4.11	2.64	2.13	-0.43	-0.91	5.79	2.30	-1.78
-1.99	12.38	6.18	3.09	2.28	-0.01	-1.21	7.64	3.55	-2.27
-2.45	15.27	8.77	3.49	2.23	0.42	-1.54	9.71	5.18	-2.80
-2.95	18.38	11.92	3.83	1.96	0.81	-1.90	12.02	7.21	-3.35
-2.95	18.39	11.92	3.83	1.98	0.81	-1.90	12.03	7.21	-3.36
-3.67	22.59	17.05	4.20	1.35	1.23	-2.45	15.47	10.64	-4.14
-4.46	26.60	23.20	4.47	0.45	1.46	-3.07	19.35	14.98	-4.95
-5.32	30.40	30.33	4.65	-0.72	1.44	-3.75	23.65	20.35	-5.80
-6.24	34.01	38.39	4.73	-2.14	1.08	-4.51	28.37	26.84	-6.70
-6.24	34.01	38.39	4.73	-2.13	1.08	-4.50	28.37	26.84	-6.69
-7.33	37.71	48.25	4.72	-4.00	0.25	-5.41	34.03	35.41	-7.72
-8.50	41.16	59.10	4.59	-6.15	-1.14	-6.39	40.18	45.60	-8.78
-9.74	44.35	70.87	4.36	-8.58	-3.16	-7.44	46.82	57.56	-9.85
-11.07	47.29	83.47	4.02	-11.28	-5.88	-8.58	53.94	71.40	-10.94
-11.07	47.29	83.47	4.02	-11.27	-5.88	-8.58	53.95	71.40	-10.95
-12.21	49.53	94.37	3.66	-13.65	-8.68	-9.57	59.89	84.20	-11.87
-13.42	51.62	105.75	3.23	-16.17	-12.03	-10.61	65.67	98.34	-12.81
-14.67	53.54	117.59	2.72	-18.85	-15.97	-11.71	71.28	113.75	-13.79
-15.99	55.31	129.83	2.15	-21.67	-20.53	-12.87	76.71	130.40	-14.80
-15.98	55.30	129.83	2.15	-21.69	-20.53	-12.87	76.70	130.40	-14.80
-17.37	57.10	142.87	1.50	-24.61	-25.90	-14.10	82.28	148.85	-15.88
-18.78	59.01	156.35	0.82	-27.41	-31.94	-15.35	87.97	168.61	-17.01
-20.21	61.04	170.29	0.10	-30.08	-38.62	-16.62	93.75	189.70	-18.17
-21.65	63.17	184.70	-0.65	-32.62	-45.90	-17.91	99.62	212.14	-19.36
-21.65	63.17	184.70	-0.65	-32.62	-45.90	-17.91	99.62	212.14	-19.36
-23.11	65.38	199.62	-1.43	-35.07	-53.76	-19.21	105.56	235.95	-20.60
-24.57	67.67	215.06	-2.23	-37.42	-62.18	-20.52	111.57	261.16	-21.86
-26.05	70.04	231.05	-3.07	-39.66	-71.13	-21.85	117.64	287.77	-23.14
-27.55	72.50	247.59	-3.93	-41.78	-80.58	-23.19	123.78	315.78	-24.45



Autorità Portuale di Taranto
 Interventi per il dragaggio di 2,3 M m³ di sedimenti in area Molo Polisettoriale e per la realizzazione di un primo lotto della cassa di colmanta funzionale all'ampliamento del V Sporgente del Porto di Taranto

Allegati alla relazione di calcolo strutturale allineamento "BC"

Data 05/2016
 Rev. B
 c.d.c.: C296A
 514B

-27.55	72.52	247.59	-3.93	-41.76	-80.58	-23.19	123.78	315.78	-24.45
-29.06	75.06	264.71	-4.82	-43.77	-90.51	-24.55	130.01	345.23	-25.77
-30.59	77.75	282.45	-5.75	-45.60	-100.89	-25.92	136.32	376.15	-27.12
-32.15	80.60	300.83	-6.72	-47.25	-111.67	-27.31	142.72	408.54	-28.48
-33.72	83.60	319.88	-7.72	-48.69	-122.81	-28.72	149.19	442.42	-29.86
-33.73	83.61	319.88	-7.72	-48.68	-122.81	-28.72	149.20	442.42	-29.86
-35.34	86.81	339.65	-8.77	-49.89	-134.25	-30.13	155.73	477.80	-31.25
-36.98	90.18	360.20	-9.87	-50.89	-145.96	-31.57	162.38	514.73	-32.65
-38.64	93.71	381.55	-11.00	-51.67	-157.87	-33.03	169.14	553.22	-34.06
-40.33	97.40	403.72	-12.17	-52.25	-169.93	-34.51	176.02	593.27	-35.49
-40.32	97.36	403.72	-12.16	-52.29	-169.93	-34.51	176.03	593.27	-35.54
-42.04	101.24	426.77	-13.38	-52.63	-182.11	-36.01	183.06	634.93	-36.93
-43.77	105.17	450.73	-14.62	-52.84	-194.35	-37.55	190.23	678.27	-38.37
-45.50	109.17	475.61	-15.88	-52.92	-206.63	-39.10	197.56	723.29	-39.85
-47.25	113.23	501.42	-17.17	-52.86	-218.91	-40.69	205.03	770.00	-41.39
-47.25	113.24	501.42	-17.17	-52.85	-218.91	-40.69	205.03	770.00	-41.39
-49.01	117.35	528.18	-18.48	-52.66	-231.16	-42.30	212.64	818.47	-43.04
-50.77	121.53	555.91	-19.82	-52.31	-243.35	-43.93	220.36	868.74	-44.76
-52.55	125.77	584.62	-21.19	-51.79	-255.44	-45.58	228.21	920.81	-46.53
-54.34	130.09	614.31	-22.58	-51.07	-267.38	-47.26	236.19	974.70	-48.37
-54.27	129.67	614.31	-22.52	-51.46	-267.38	-47.21	235.85	974.70	-48.31
-56.17	134.71	645.01	-24.05	-49.89	-279.12	-49.00	244.53	1030.47	-50.27
-57.91	138.72	676.78	-25.44	-49.13	-290.60	-50.64	252.26	1088.16	-52.06
-59.47	141.62	709.34	-26.69	-49.23	-302.01	-52.13	258.98	1147.53	-53.69
-60.85	143.37	742.44	-27.78	-50.22	-313.53	-53.45	264.63	1208.32	-55.17
-61.05	144.08	742.44	-26.86	-44.89	-313.53	-53.51	264.80	1208.32	-55.14
-60.69	135.58	776.29	-25.68	-32.13	-322.83	-52.56	253.05	1271.01	-53.83
-60.58	127.27	808.13	-24.58	-20.58	-329.19	-51.61	241.26	1330.88	-52.50
-60.73	119.14	837.97	-23.59	-10.12	-332.88	-50.65	229.46	1387.90	-51.16
-61.12	111.16	865.85	-22.75	-0.63	-334.17	-49.70	217.70	1442.03	-49.80
-61.06	110.85	865.85	-22.76	-0.83	-334.17	-49.66	217.34	1442.03	-49.71
-61.59	102.75	891.71	-22.18	7.72	-333.31	-48.70	205.45	1493.23	-48.28
-62.24	94.23	915.58	-21.79	14.94	-330.53	-47.88	193.06	1541.51	-46.71
-63.00	85.28	937.33	-21.59	20.77	-326.18	-47.18	180.19	1586.73	-45.02
-63.86	75.87	956.85	-21.58	25.17	-320.59	-46.59	166.87	1628.75	-43.21
-63.88	76.04	956.85	-21.58	25.42	-320.59	-46.61	167.03	1628.75	-43.27
-64.87	66.85	974.15	-21.72	29.34	-313.94	-46.14	153.68	1667.58	-41.39
-65.97	57.61	989.23	-21.98	32.47	-306.44	-45.77	140.23	1703.18	-39.53
-67.16	48.32	1002.06	-22.37	34.85	-298.27	-45.51	126.68	1735.51	-37.73
-68.44	39.01	1012.63	-22.89	36.48	-289.62	-45.35	113.04	1764.53	-36.02
-68.42	38.92	1012.63	-22.87	36.43	-289.62	-45.33	112.99	1764.53	-36.01
-69.94	30.14	1020.99	-23.60	37.98	-280.60	-45.44	99.68	1790.28	-34.64
-71.54	21.27	1027.23	-24.45	38.85	-271.27	-45.66	86.32	1812.81	-33.39
-73.19	12.09	1031.27	-25.39	38.84	-261.85	-45.95	72.70	1832.08	-32.21
-74.84	2.41	1033.04	-26.39	37.77	-252.55	-46.26	58.63	1847.99	-31.04
-74.84	2.46	1033.04	-26.38	37.82	-252.55	-46.26	58.69	1847.99	-31.04
-76.48	-7.41	1032.44	-27.42	35.91	-243.61	-46.60	44.61	1860.49	-29.92
-78.16	-17.31	1029.45	-28.51	33.39	-235.21	-47.01	30.59	1869.60	-28.88
-79.87	-27.24	1024.05	-29.65	30.29	-227.48	-47.49	16.62	1875.32	-27.91
-81.60	-37.18	1016.25	-30.84	26.58	-220.59	-48.03	2.70	1877.66	-27.01
-81.59	-37.23	1016.25	-30.83	26.57	-220.59	-48.02	2.65	1877.66	-27.00
-83.32	-47.25	1006.03	-32.05	22.27	-214.66	-48.60	-11.30	1876.61	-26.16
-85.05	-57.42	993.35	-33.30	17.35	-209.85	-49.21	-25.35	1872.17	-25.36

**Autorità Portuale di Taranto**

Interventi per il dragaggio di 2,3 M m³ di sedimenti in area Molo Polisettoriale e per la realizzazione di un primo lotto della cassa di colmata funzionale all'ampliamento del V Sporgente del Porto di Taranto

Allegati alla relazione di calcolo strutturale allineamento "BC"

Data 05/2016
Rev. B
c.d.c.: C296A
514B

-86.78	-67.75	978.20	-34.58	11.81	-206.31	-49.85	-39.51	1864.32	-24.60
-88.50	-78.22	960.53	-35.87	5.65	-204.18	-50.52	-53.76	1853.03	-23.88
-88.50	-78.22	960.53	-35.88	5.68	-204.18	-50.51	-53.79	1853.03	-23.87
-90.20	-88.92	940.30	-37.19	-1.12	-203.62	-51.19	-68.16	1838.27	-23.17
-91.91	-99.74	917.45	-38.53	-8.41	-204.76	-51.87	-82.72	1820.00	-22.47
-93.62	-110.67	891.96	-39.90	-16.17	-207.73	-52.55	-97.49	1798.18	-21.78
-95.36	-121.67	863.84	-41.31	-24.36	-212.63	-53.23	-112.46	1772.76	-21.10
-95.38	-121.54	863.84	-41.33	-24.21	-212.63	-53.23	-112.46	1772.76	-21.10
-97.19	-132.34	833.09	-42.80	-32.53	-219.50	-53.88	-127.69	1743.70	-20.43
-99.13	-142.60	799.78	-44.40	-40.57	-228.36	-54.52	-143.10	1710.90	-19.77
-101.21	-152.22	764.06	-46.13	-48.24	-239.12	-55.16	-158.61	1674.36	-19.11
-103.44	-161.12	726.11	-47.98	-55.45	-251.69	-55.80	-174.16	1634.07	-18.46
-103.46	-161.03	726.11	-48.00	-55.36	-251.69	-55.85	-173.92	1634.07	-18.46
-105.92	-168.85	686.15	-50.04	-61.76	-265.88	-56.65	-188.93	1590.12	-17.82
-108.58	-175.64	644.40	-52.27	-67.41	-281.54	-57.72	-202.64	1542.66	-17.18
-111.46	-181.39	601.13	-54.67	-72.30	-298.48	-59.08	-214.99	1492.05	-16.56
-114.53	-186.09	556.62	-57.25	-76.40	-316.50	-60.74	-225.94	1438.64	-15.95
-114.53	-186.09	556.62	-57.25	-76.39	-316.50	-60.74	-225.92	1438.64	-15.95
-117.82	-189.71	511.11	-60.01	-79.70	-335.41	-62.71	-235.34	1382.77	-15.33
-121.31	-192.28	464.82	-62.96	-82.20	-355.04	-64.97	-243.28	1324.76	-14.69
-125.02	-193.78	418.04	-66.11	-83.90	-375.17	-67.51	-249.73	1265.02	-14.07
-128.93	-194.22	371.04	-69.44	-84.77	-395.61	-70.35	-254.69	1203.92	-13.48
-128.93	-194.22	371.04	-69.44	-84.77	-395.61	-70.35	-254.71	1203.92	-13.53
-133.05	-193.60	324.07	-72.97	-84.81	-416.16	-73.47	-258.18	1141.80	-13.04
-137.39	-191.92	277.35	-76.71	-83.99	-436.62	-76.87	-260.19	1078.98	-12.88
-141.93	-189.17	231.17	-80.64	-82.31	-456.78	-80.55	-260.75	1015.86	-13.07
-146.69	-185.37	185.81	-84.78	-79.78	-476.42	-84.51	-259.86	952.80	-13.61
-146.69	-185.38	185.81	-84.79	-79.78	-476.42	-84.51	-259.87	952.80	-13.61
-151.66	-180.54	141.48	-89.14	-76.40	-495.35	-88.74	-257.56	890.13	-14.54
-156.85	-174.68	98.44	-93.71	-72.15	-513.36	-93.25	-253.88	828.16	-15.81
-162.25	-167.80	56.94	-98.49	-67.02	-530.23	-98.03	-248.81	767.24	-17.44
-167.87	-159.89	17.24	-103.50	-61.02	-545.75	-103.09	-242.37	707.75	-19.42
-167.87	-159.89	17.24	-103.50	-61.00	-545.75	-103.09	-242.38	707.75	-19.42
-173.71	-150.97	-20.41	-108.73	-54.11	-559.70	-108.42	-234.59	649.98	-21.73
-179.78	-141.01	-55.80	-114.20	-46.27	-571.88	-114.02	-225.47	594.23	-24.39
-186.08	-130.01	-88.64	-119.91	-37.49	-582.04	-119.90	-215.05	540.85	-27.38
-192.59	-117.98	-118.69	-125.84	-27.76	-589.96	-126.06	-203.32	490.17	-30.70
-192.50	-117.96	-118.69	-125.75	-27.73	-589.96	-126.07	-203.32	490.17	-30.70
-199.41	-104.85	-145.68	-132.11	-16.99	-595.40	-132.50	-190.33	442.49	-34.36
-206.27	-90.63	-169.38	-138.41	-5.18	-598.10	-139.23	-176.04	398.09	-38.36
-213.02	-75.31	-189.51	-144.60	7.69	-597.82	-146.25	-160.47	357.30	-42.69
-219.62	-58.90	-205.78	-150.66	21.61	-594.30	-153.56	-143.64	320.46	-47.37
-219.62	-58.89	-205.78	-150.66	21.63	-594.30	-153.57	-143.63	320.46	-47.37
-226.02	-41.39	-217.94	-156.53	36.62	-587.27	-160.90	-125.50	287.85	-52.39
-232.28	-22.75	-225.73	-162.27	52.74	-576.47	-168.05	-106.08	259.78	-57.78
-238.39	-2.98	-228.87	-167.89	69.99	-561.62	-175.04	-85.40	236.56	-63.53
-244.36	17.92	-227.08	-173.37	88.36	-542.47	-181.85	-63.46	218.51	-69.66
-244.38	18.02	-227.08	-173.40	88.46	-542.47	-181.88	-63.38	218.51	-69.70
-250.22	40.03	-220.08	-178.76	107.96	-518.72	-188.55	-40.26	205.93	-76.20
-256.01	63.49	-207.58	-184.10	128.89	-490.06	-195.15	-15.64	199.13	-83.22
-261.76	88.45	-189.20	-189.41	151.31	-456.16	-201.71	10.55	198.48	-90.79
-267.49	114.97	-164.61	-194.70	175.28	-416.65	-208.23	38.37	204.37	-98.94
-269.18	116.89	-164.61	-196.30	177.12	-416.65	-209.97	40.31	204.37	-101.16

**Autorità Portuale di Taranto**

Interventi per il dragaggio di 2,3 M m³ di sedimenti in area Molo Polisettoriale e per la realizzazione di un primo lotto della cassa di colmata funzionale all'ampliamento del V Sporgente del Porto di Taranto

Allegati alla relazione di calcolo strutturale allineamento "BC"

Data 05/2016
Rev. B
c.d.c.: C296A
514B

-268.28	141.13	-132.42	-195.45	198.72	-369.74	-209.65	65.84	217.58	-103.22
-267.27	167.86	-93.83	-194.49	222.95	-317.06	-209.19	93.88	237.51	-104.90
-266.14	196.86	-48.28	-193.43	249.59	-258.04	-208.58	124.19	264.72	-106.21
-264.87	227.91	4.76	-192.25	278.42	-192.09	-207.81	156.55	299.77	-107.13
-264.84	227.74	4.76	-192.26	278.27	-192.09	-207.82	156.35	299.77	-107.17
-263.42	259.89	65.68	-190.91	308.36	-118.81	-206.83	189.81	343.01	-107.70
-261.89	293.22	134.81	-189.50	339.89	-37.79	-205.74	224.37	394.76	-108.03
-260.30	327.93	212.44	-188.05	373.10	51.32	-204.56	260.22	455.32	-108.19
-259.85	356.28	298.90	-187.95	400.28	148.92	-204.74	289.91	525.00	-109.75
-258.65	364.21	298.90	-186.54	408.20	148.92	-203.29	297.54	525.00	-108.20
-253.77	313.98	382.58	-182.63	356.88	243.46	-199.43	250.15	592.41	-102.30
-248.79	275.40	456.20	-178.40	316.91	327.64	-195.29	214.06	650.38	-97.52
-244.74	240.17	520.59	-175.09	280.05	402.21	-192.12	181.33	699.74	-95.14
-241.40	207.92	576.53	-172.49	245.96	467.90	-189.72	151.62	741.29	-94.89
-241.14	207.20	576.53	-172.24	245.28	467.90	-189.45	150.90	741.29	-94.40
-237.56	176.50	624.45	-169.41	212.68	525.10	-186.77	122.83	775.46	-94.53
-234.03	147.55	664.93	-166.65	181.79	574.38	-184.17	96.55	802.85	-94.76
-230.56	120.40	698.39	-163.97	152.68	616.16	-181.63	72.11	823.90	-95.09
-227.13	95.11	725.28	-161.35	125.41	650.87	-179.16	49.59	839.07	-95.50
-227.15	95.24	725.28	-161.37	125.56	650.87	-179.18	49.73	839.07	-95.55
-223.78	71.86	746.13	-158.84	100.21	679.05	-176.77	29.08	848.89	-96.16
-220.36	50.08	761.34	-156.29	76.51	701.11	-174.32	10.01	853.74	-96.73
-216.88	29.94	771.32	-153.71	54.49	717.46	-171.83	-7.48	854.02	-97.25
-213.35	11.41	776.45	-151.10	34.14	728.50	-169.28	-23.37	850.14	-97.72
-213.33	11.35	776.45	-151.09	34.08	728.50	-169.27	-23.44	850.14	-97.70
-209.71	-5.63	777.13	-148.43	15.34	734.64	-166.65	-37.86	842.45	-98.09
-205.99	-21.22	773.75	-145.71	-1.94	736.29	-163.93	-50.97	831.31	-98.35
-202.16	-35.40	766.64	-142.93	-17.74	733.80	-161.13	-62.76	817.07	-98.51
-198.24	-48.21	756.16	-140.10	-32.09	727.54	-158.24	-73.26	800.04	-98.54
-198.23	-48.28	756.16	-140.09	-32.17	727.54	-158.24	-73.34	800.04	-98.54
-194.20	-59.83	742.63	-137.19	-45.18	717.85	-155.24	-82.68	780.52	-98.43
-190.05	-70.28	726.34	-134.21	-57.02	705.05	-152.15	-91.03	758.78	-98.17
-185.78	-79.66	707.57	-131.16	-67.71	689.43	-148.95	-98.41	735.08	-97.76
-181.40	-87.98	686.59	-128.04	-77.27	671.29	-145.65	-104.83	709.66	-97.20
-181.39	-88.05	686.59	-128.04	-77.34	671.29	-145.64	-104.90	709.66	-97.19
-176.88	-95.49	663.64	-124.85	-85.93	650.86	-142.23	-110.54	682.72	-96.47
-172.23	-102.18	638.91	-121.57	-93.70	628.39	-138.69	-115.55	654.44	-95.56
-167.43	-108.14	612.60	-118.20	-100.68	604.07	-135.03	-119.92	624.99	-94.48
-162.49	-113.40	584.90	-114.75	-106.87	578.11	-131.24	-123.70	594.53	-93.20
-162.48	-113.43	584.90	-114.74	-106.91	578.11	-131.23	-123.73	594.53	-93.19
-157.38	-118.11	555.95	-111.18	-112.46	550.69	-127.29	-127.03	563.18	-91.68
-152.09	-122.24	525.89	-107.49	-117.39	521.94	-123.20	-129.86	531.06	-89.93
-146.61	-125.80	494.87	-103.67	-121.68	492.03	-118.93	-132.23	498.28	-87.93
-140.94	-128.78	463.04	-99.73	-125.34	461.15	-114.49	-134.11	464.98	-85.67
-140.93	-128.77	463.04	-99.72	-125.33	461.15	-114.48	-134.10	464.98	-85.67
-135.05	-131.21	430.54	-95.62	-128.39	429.43	-109.86	-135.53	431.28	-83.15
-128.91	-133.03	397.49	-91.36	-130.77	397.01	-105.02	-136.42	397.26	-80.35
-122.53	-134.21	364.06	-86.91	-132.46	364.09	-99.97	-136.76	363.10	-77.27
-115.91	-134.74	330.44	-82.29	-133.44	330.84	-94.69	-136.53	328.93	-73.90
-115.89	-134.71	330.44	-82.28	-133.42	330.84	-94.68	-136.51	328.93	-73.89
-108.99	-134.48	296.78	-77.46	-133.58	297.46	-89.16	-135.59	294.91	-70.23
-101.76	-133.47	263.26	-72.40	-132.94	264.12	-83.36	-133.99	261.19	-66.22
-94.20	-131.70	230.09	-67.10	-131.47	231.04	-77.27	-131.70	227.96	-61.88
-86.32	-129.13	197.48	-61.57	-129.17	198.45	-70.90	-128.70	195.40	-57.20
-86.29	-129.00	197.48	-61.55	-129.04	198.45	-70.88	-128.57	195.40	-57.18
-78.04	-125.59	165.64	-55.73	-125.85	166.57	-64.18	-124.80	163.71	-52.12
-69.35	-120.80	134.80	-49.59	-121.23	135.64	-57.11	-119.73	133.11	-46.65
-60.24	-114.52	105.35	-43.14	-115.08	106.07	-49.66	-113.27	103.95	-40.78
-50.71	-106.67	77.67	-36.36	-107.31	78.24	-41.85	-105.33	76.60	-34.49
-50.55	-105.29	77.67	-36.21	-105.92	78.24	-41.70	-103.97	76.60	-34.36
-40.83	-95.64	52.50	-29.35	-96.30	52.91	-33.75	-94.31	51.76	-27.91
-30.49	-81.64	30.19	-22.01	-82.26	30.44	-25.26	-80.46	29.77	-20.93
-19.50	-61.68	12.17	-14.14	-62.19	12.27	-16.19	-60.81	12.01	-13.40
-7.80	-34.19	0.00	-5.69	-34.47	0.00	-6.49	-33.78	0.00	-5.29

**Autorità Portuale di Taranto**

Interventi per il dragaggio di 2,3 M m³ di sedimenti in area Molo Polisettoriale e per la realizzazione di un primo lotto della cassa di colmata funzionale all'ampliamento del V Sporgente del Porto di Taranto

Allegati alla relazione di calcolo strutturale allineamento "BC"

Data 05/2016
Rev. B
c.d.c.: C296A
514B

8	8	11	11	11	12	12	12	13
Q	M	N	Q	M	N	Q	M	N
[kN/m]	[kNm/m]	[kN/m]	[kN/m]	[kNm/m]	[kN/m]	[kN/m]	[kNm/m]	[kN/m]
0.00	0.00	0.00	0.00	0.00	0.00	0.00	0.00	0.00
0.00	0.00	0.00	0.00	0.00	0.00	0.00	0.00	0.00
0.00	0.00	0.00	0.00	0.00	0.00	0.00	0.00	0.00
0.00	0.00	0.00	0.00	0.00	0.00	0.00	0.00	0.00
0.00	0.00	0.00	0.00	0.00	0.00	0.00	0.00	0.00
0.00	0.00	0.00	0.00	0.00	0.00	0.00	0.00	0.00
0.00	0.00	0.00	0.00	0.00	0.00	0.00	0.00	0.00
0.00	0.00	0.00	0.00	0.00	0.00	0.00	0.00	0.00
0.00	0.00	0.00	0.00	0.00	0.00	0.00	0.00	0.00
0.00	0.00	0.02	0.04	0.00	0.00	0.00	0.00	0.00
0.00	0.00	0.53	2.26	0.21	0.00	-2.57	-0.16	0.00
0.00	0.00	1.08	4.73	0.86	0.00	-5.28	-0.65	0.00
0.00	0.00	1.65	7.36	1.99	0.00	-8.12	-1.48	0.00
0.00	0.00	2.23	10.04	3.63	0.00	-11.10	-2.68	0.00
0.02	0.00	2.21	9.98	3.63	0.03	-10.98	-2.68	-0.02
1.12	0.10	2.80	12.60	5.74	0.42	-14.06	-5.05	-0.02
2.43	0.43	3.37	15.26	8.35	1.15	-15.87	-7.87	-0.14
3.95	1.03	3.93	17.94	11.47	2.16	-16.68	-10.94	-0.33
5.65	1.93	4.47	20.66	15.08	3.39	-16.76	-14.09	-0.58
5.61	1.93	4.46	20.68	15.08	3.30	-17.14	-14.09	-0.56
7.57	3.16	5.05	24.36	20.71	4.38	-18.22	-17.39	-0.78
9.69	4.77	5.56	28.08	27.27	5.42	-19.75	-20.95	-1.03
11.98	6.80	5.98	31.87	34.76	6.43	-21.72	-24.83	-1.30
14.43	9.28	6.30	35.75	43.21	7.42	-24.12	-29.12	-1.61
14.43	9.28	6.31	35.73	43.21	7.42	-24.08	-29.12	-1.61
17.87	13.31	6.55	40.21	53.65	8.71	-27.55	-35.57	-2.06
21.46	18.22	6.72	44.73	65.33	9.90	-31.03	-42.90	-2.55
25.23	24.06	6.81	49.27	78.25	11.00	-34.48	-51.09	-3.08
29.20	30.85	6.84	53.85	92.43	11.99	-37.87	-60.13	-3.66
29.17	30.85	6.83	53.87	92.43	12.00	-37.88	-60.13	-3.66
33.80	39.51	6.79	57.69	104.97	12.97	-41.39	-71.03	-4.36
38.52	49.45	6.69	61.61	118.40	13.87	-44.85	-82.89	-5.10
43.35	60.71	6.52	65.64	132.71	14.68	-48.25	-95.70	-5.87
48.27	73.30	6.30	69.78	147.94	15.41	-51.57	-109.42	-6.68
48.28	73.30	6.30	69.79	147.94	15.41	-51.56	-109.42	-6.68
52.42	84.62	6.00	74.21	164.65	15.94	-54.16	-121.31	-7.34
56.70	96.90	5.63	78.77	182.41	16.42	-56.64	-133.78	-8.03
61.12	110.16	5.19	83.49	201.25	16.82	-58.98	-146.80	-8.73
65.68	124.41	4.68	88.35	221.18	17.17	-61.17	-160.31	-9.44
65.69	124.41	4.68	88.35	221.18	17.16	-61.15	-160.31	-9.45
70.59	140.23	4.11	93.37	242.27	17.45	-63.22	-174.75	-10.23
75.66	157.20	3.48	98.50	264.54	17.66	-65.09	-189.65	-11.05
80.91	175.38	2.80	103.72	288.02	17.80	-66.75	-204.96	-11.91
86.33	194.78	2.07	109.04	312.71	17.86	-68.22	-220.63	-12.82
86.33	194.78	2.07	109.04	312.71	17.86	-68.22	-220.63	-12.82
91.90	215.46	1.30	114.39	338.63	17.86	-69.47	-236.61	-13.77
97.59	237.46	0.48	119.82	365.82	17.80	-70.56	-252.87	-14.75
103.39	260.79	-0.38	125.31	394.28	17.68	-71.48	-269.36	-15.76
109.29	285.47	-1.28	130.87	424.01	17.51	-72.26	-286.05	-16.79



Autorità Portuale di Taranto
 Interventi per il dragaggio di 2,3 M m³ di sedimenti in area Molo Polisettoriale e per la realizzazione di un primo lotto della cassa di colmata funzionale all'ampliamento del V Sporgente del Porto di Taranto

Allegati alla relazione di calcolo strutturale allineamento "BC"

Data 05/2016
 Rev. B
 c.d.c.: C296A
 514B

109.29	285.47	-1.28	130.87	424.01	17.52	-72.26	-286.05	-16.80
115.23	311.52	-2.21	136.45	455.03	17.31	-72.93	-302.90	-17.86
121.25	338.98	-3.17	142.06	487.36	17.05	-73.46	-319.90	-18.95
127.36	367.84	-4.17	147.72	521.00	16.75	-73.86	-337.00	-20.07
133.54	398.11	-5.20	153.43	555.95	16.40	-74.12	-354.18	-21.22
133.54	398.11	-5.25	153.65	555.95	16.41	-74.12	-354.18	-21.21
139.76	429.83	-6.26	159.21	592.25	16.03	-74.28	-371.40	-22.36
146.03	463.00	-7.34	164.97	629.88	15.61	-74.34	-388.66	-23.51
152.35	497.65	-8.48	170.97	668.88	15.16	-74.26	-405.91	-24.67
158.72	533.74	-9.71	177.25	709.28	14.68	-74.05	-423.12	-25.82
158.95	533.74	-9.71	177.24	709.28	14.63	-73.83	-423.12	-25.87
165.18	571.35	-11.05	183.99	751.20	14.16	-73.69	-440.25	-26.91
171.60	610.45	-12.49	191.06	794.73	13.62	-73.25	-457.31	-27.97
178.26	651.06	-14.00	198.45	839.95	13.01	-72.48	-474.24	-29.08
185.19	693.23	-15.59	206.13	886.89	12.32	-71.34	-490.94	-30.25
185.18	693.23	-15.54	205.90	886.89	12.32	-71.33	-490.94	-30.26
192.58	737.06	-17.26	214.16	935.65	11.51	-69.61	-507.30	-31.56
200.28	782.67	-18.85	221.80	986.28	10.60	-67.44	-523.22	-32.95
208.26	830.09	-20.29	228.84	1038.61	9.61	-64.84	-538.59	-34.41
216.50	879.38	-21.60	235.30	1092.48	8.54	-61.81	-553.29	-35.95
216.25	879.38	-21.43	235.22	1092.48	8.59	-62.02	-553.29	-35.89
225.02	930.60	-19.69	229.15	1148.70	7.38	-58.28	-567.24	-37.53
233.07	983.80	-17.97	223.12	1203.48	6.30	-54.97	-580.39	-39.04
240.39	1038.78	-16.27	217.10	1256.80	5.35	-52.05	-592.80	-40.44
247.00	1095.35	-14.57	211.11	1308.64	4.53	-49.49	-604.58	-41.72
246.87	1095.35	-14.48	210.67	1308.64	5.08	-47.45	-604.58	-41.60
240.64	1154.38	-12.72	204.35	1358.90	6.85	-41.04	-615.28	-39.80
234.33	1211.91	-10.85	197.43	1407.57	8.66	-35.17	-624.50	-37.96
227.95	1267.90	-8.88	189.97	1454.51	10.51	-29.71	-632.35	-36.07
221.51	1322.32	-6.81	182.02	1499.55	12.40	-24.54	-638.91	-34.15
221.10	1322.32	-6.84	182.17	1499.55	12.45	-24.87	-638.91	-34.06
214.30	1375.04	-4.75	174.05	1542.68	14.42	-20.07	-644.34	-32.07
206.87	1426.07	-2.63	165.71	1583.84	16.46	-15.97	-648.69	-29.95
198.86	1475.22	-0.47	157.15	1622.95	18.57	-12.57	-652.13	-27.71
190.32	1522.35	1.71	148.37	1659.94	20.73	-9.87	-654.84	-25.38
190.50	1522.35	1.71	148.36	1659.94	20.71	-9.69	-654.84	-25.40
181.77	1567.42	3.55	139.74	1694.82	22.88	-7.21	-656.88	-23.00
172.85	1610.38	5.24	131.00	1727.62	25.08	-5.04	-658.35	-20.53
163.75	1651.15	6.85	121.94	1758.26	27.29	-3.17	-659.34	-17.98
154.45	1689.68	8.43	112.35	1786.64	29.52	-1.60	-659.91	-15.37
154.42	1689.68	8.42	112.42	1786.64	29.52	-1.60	-659.91	-15.38
145.29	1725.96	9.93	102.81	1812.70	31.42	0.09	-660.10	-12.74
136.03	1760.04	11.34	93.15	1836.43	33.16	1.58	-659.89	-10.07
126.43	1791.84	12.66	83.43	1857.82	34.80	2.68	-659.36	-7.37
116.30	1821.24	13.88	73.66	1876.84	36.38	3.23	-658.63	-4.61
116.37	1821.24	13.89	73.62	1876.84	36.38	3.28	-658.63	-4.64
106.20	1848.18	15.04	63.75	1893.47	37.89	3.62	-657.79	-2.01
95.98	1872.67	16.13	53.71	1907.70	39.29	3.77	-656.90	0.53
85.70	1894.68	17.15	43.51	1919.48	40.59	3.73	-655.98	2.98
75.37	1914.18	18.13	33.15	1928.77	41.79	3.49	-655.11	5.34
75.33	1914.18	18.13	33.13	1928.77	41.80	3.45	-655.11	5.35
64.88	1931.16	19.06	22.56	1935.51	42.92	2.96	-654.32	7.64
54.27	1945.59	19.97	11.74	1939.67	43.97	2.15	-653.70	9.88

**Autorità Portuale di Taranto**

Interventi per il dragaggio di 2,3 M m³ di sedimenti in area Molo Polisettoriale e per la realizzazione di un primo lotto della cassa di colmata funzionale all'ampliamento del V Sporgente del Porto di Taranto

Allegati alla relazione di calcolo strutturale allineamento "BC"

Data 05/2016
Rev. B
c.d.c.: C296A
514B

43.50	1957.44	20.85	0.66	1941.18	44.94	1.03	-653.31	12.05
32.56	1966.65	21.70	-10.68	1939.97	45.85	-0.42	-653.23	14.17
32.54	1966.65	21.70	-10.68	1939.97	45.86	-0.43	-653.23	14.18
21.40	1973.19	22.52	-22.23	1935.99	46.71	-2.25	-653.54	16.26
10.02	1977.00	23.32	-33.98	1929.18	47.52	-4.48	-654.35	18.32
-1.61	1978.02	24.10	-45.93	1919.51	48.29	-7.10	-655.74	20.35
-13.49	1976.20	24.85	-58.07	1906.92	49.02	-10.14	-657.82	22.36
-13.49	1976.20	24.85	-58.05	1906.92	49.02	-10.14	-657.82	22.36
-25.56	1971.47	25.58	-70.31	1891.39	49.70	-13.53	-660.68	24.35
-37.82	1963.80	26.29	-82.65	1872.86	50.35	-17.26	-664.40	26.32
-50.27	1953.13	26.99	-95.05	1851.34	50.95	-21.35	-669.07	28.27
-62.89	1939.44	27.67	-107.51	1826.82	51.52	-25.78	-674.77	30.21
-62.86	1939.44	27.67	-107.51	1826.82	51.52	-25.75	-674.77	30.20
-75.60	1922.68	28.37	-120.11	1799.26	52.07	-30.45	-681.57	32.11
-88.41	1902.81	29.06	-132.77	1768.63	52.59	-35.36	-689.54	34.00
-101.27	1879.84	29.74	-145.41	1734.94	53.08	-40.48	-698.72	35.85
-114.17	1853.76	30.39	-157.94	1698.21	53.55	-45.80	-709.16	37.67
-114.17	1853.76	30.34	-157.67	1698.21	53.55	-45.80	-709.16	37.67
-127.20	1824.54	30.93	-169.93	1658.52	54.02	-51.42	-720.93	39.45
-140.26	1792.14	31.19	-180.55	1616.03	54.47	-57.24	-734.09	41.20
-153.28	1756.59	31.09	-189.46	1571.18	54.90	-63.17	-748.67	42.93
-166.17	1717.91	30.62	-196.56	1524.41	55.30	-69.14	-764.69	44.62
-165.90	1717.91	30.62	-196.54	1524.41	55.26	-68.85	-764.69	44.62
-178.28	1676.21	29.75	-201.67	1476.16	55.61	-74.66	-782.09	46.34
-189.01	1631.69	28.52	-204.98	1426.87	55.68	-78.84	-800.72	48.03
-198.04	1584.78	26.92	-206.47	1377.00	55.48	-81.29	-820.15	49.66
-205.28	1535.91	24.96	-206.15	1327.01	54.99	-81.94	-839.95	51.22
-205.26	1535.91	24.97	-206.17	1327.01	54.99	-81.93	-839.95	51.17
-210.59	1485.53	22.66	-204.08	1277.31	54.17	-80.66	-859.67	52.53
-214.12	1434.05	20.01	-200.26	1228.30	53.06	-77.66	-878.88	53.53
-215.86	1381.93	17.02	-194.73	1180.42	51.66	-72.94	-897.15	54.17
-215.81	1329.64	13.70	-187.48	1134.11	49.96	-66.54	-914.08	54.44
-215.83	1329.64	13.70	-187.50	1134.11	49.96	-66.57	-914.08	54.44
-214.04	1277.56	10.03	-178.58	1089.76	47.98	-58.55	-929.26	54.32
-210.53	1226.10	6.03	-168.04	1047.75	45.70	-48.98	-942.31	53.84
-205.32	1175.70	1.69	-155.89	1008.48	43.14	-37.87	-952.86	52.98
-198.41	1126.78	-2.99	-142.14	972.37	40.29	-25.25	-960.53	51.74
-198.43	1126.78	-2.99	-142.16	972.37	40.29	-25.27	-960.53	51.74
-189.86	1079.74	-8.01	-126.87	939.76	37.15	-11.19	-964.98	50.14
-179.68	1034.95	-13.38	-110.08	911.03	33.72	4.28	-965.84	48.17
-167.89	992.82	-19.12	-91.80	886.55	29.99	21.12	-962.79	45.83
-154.51	953.76	-25.22	-72.06	866.68	25.97	39.31	-955.50	43.12
-154.52	953.76	-25.26	-72.01	866.68	25.96	39.29	-955.50	43.11
-139.59	918.12	-31.72	-50.88	851.77	21.64	58.76	-943.66	40.03
-123.14	886.27	-38.68	-28.21	842.16	16.99	79.44	-926.94	36.55
-105.18	858.58	-46.17	-3.98	838.23	12.01	101.31	-905.07	32.68
-85.73	835.44	-54.23	21.84	840.36	6.70	124.33	-877.78	28.42
-85.65	835.44	-56.56	23.92	840.36	6.66	124.35	-877.78	28.38
-64.79	817.19	-59.16	44.24	848.80	1.01	148.43	-844.78	23.73
-42.27	804.19	-61.35	68.13	862.79	-5.11	173.61	-805.79	18.55
-18.04	796.85	-63.13	95.21	883.13	-11.72	199.88	-760.58	12.81
7.93	795.59	-64.49	125.13	910.62	-18.86	227.22	-708.89	6.48
9.91	795.59	-64.54	124.75	910.62	-21.05	229.21	-708.89	4.61

**Autorità Portuale di Taranto**

Interventi per il dragaggio di 2,3 M m³ di sedimenti in area Molo Polisettoriale e per la realizzazione di un primo lotto della cassa di colmata funzionale all'ampliamento del V Sporgente del Porto di Taranto

Allegati alla relazione di calcolo strutturale allineamento "BC"

Data 05/2016
Rev. B
c.d.c.: C296A
514B

32.22	800.78	-65.48	155.84	945.67	-23.54	250.91	-648.97	0.27
57.97	812.00	-66.25	188.03	988.63	-25.62	276.11	-583.14	-3.49
86.80	830.03	-66.85	221.57	1039.82	-27.29	304.45	-510.63	-6.69
118.39	855.62	-68.38	246.50	1099.55	-28.54	335.57	-430.69	-9.32
118.03	855.62	-67.31	256.70	1099.55	-28.59	335.24	-430.69	-9.39
150.84	889.20	-59.17	202.26	1155.56	-29.44	367.50	-342.89	-11.50
184.77	931.13	-52.81	161.63	1200.98	-30.11	400.99	-246.84	-13.37
220.03	981.72	-49.00	124.56	1236.69	-30.61	435.99	-142.22	-15.02
247.21	1041.28	-47.42	90.97	1263.55	-32.54	463.80	-28.69	-16.90
256.84	1041.28	-46.95	89.94	1263.55	-30.98	472.79	-28.69	-16.49
204.53	1097.66	-46.04	58.34	1282.04	-24.39	424.13	82.25	-5.75
165.23	1143.82	-46.15	28.94	1292.90	-18.98	385.75	183.47	2.29
129.23	1180.57	-47.19	1.89	1296.71	-16.01	348.70	275.28	7.51
96.42	1208.70	-49.07	-22.63	1294.06	-15.19	313.01	357.94	10.16
95.53	1208.70	-48.89	-22.35	1294.06	-14.75	312.23	357.94	10.63
64.66	1228.69	-50.63	-44.21	1285.70	-14.52	277.08	431.57	12.54
35.81	1241.20	-52.36	-63.97	1272.13	-15.27	243.01	496.57	13.11
9.15	1246.78	-54.08	-81.66	1253.88	-16.91	210.24	553.21	12.34
-15.19	1245.97	-55.78	-97.29	1231.47	-19.36	179.01	601.82	10.25
-14.89	1245.97	-55.77	-97.42	1231.47	-19.17	179.43	601.82	10.57
-36.79	1239.47	-57.42	-111.31	1205.35	-21.42	150.26	642.99	6.49
-56.68	1227.74	-58.98	-123.62	1175.95	-23.63	122.78	677.09	2.46
-74.55	1211.29	-60.46	-134.37	1143.66	-25.81	97.01	704.53	-1.52
-90.40	1190.64	-61.84	-143.57	1108.89	-27.94	72.97	725.74	-5.44
-90.51	1190.64	-61.83	-143.66	1108.89	-27.93	72.92	725.74	-5.42
-104.58	1166.22	-63.08	-151.47	1071.99	-30.00	50.50	741.13	-9.25
-117.09	1138.47	-64.19	-158.14	1033.25	-31.97	29.65	751.11	-12.93
-128.06	1107.79	-65.16	-163.71	992.99	-33.86	10.38	756.09	-16.47
-137.50	1074.57	-65.97	-168.19	951.49	-35.64	-7.29	756.44	-19.85
-137.59	1074.57	-65.97	-168.28	951.49	-35.64	-7.35	756.44	-19.84
-145.67	1039.15	-66.61	-171.86	908.97	-37.30	-23.49	752.56	-23.03
-152.65	1001.83	-67.08	-174.75	865.62	-38.83	-38.31	744.80	-26.03
-158.53	962.90	-67.36	-177.01	821.62	-40.24	-51.82	733.51	-28.82
-163.37	922.65	-67.46	-178.67	777.16	-41.50	-64.03	719.00	-31.40
-163.47	922.65	-67.45	-178.70	777.16	-41.50	-64.11	719.00	-31.39
-167.51	881.27	-67.35	-180.11	732.32	-42.61	-75.15	701.58	-33.75
-170.94	838.95	-67.02	-181.18	687.14	-43.57	-85.25	681.50	-35.88
-173.77	795.83	-66.46	-181.92	641.73	-44.37	-94.44	659.02	-37.78
-176.04	752.11	-65.65	-182.31	596.20	-45.01	-102.76	634.35	-39.44
-176.06	752.11	-65.63	-182.27	596.20	-45.00	-102.80	634.35	-39.43
-177.79	707.87	-64.55	-182.27	550.64	-45.48	-110.57	607.68	-40.86
-178.90	663.26	-63.16	-181.76	505.11	-45.76	-117.74	579.12	-42.03
-179.42	618.45	-61.46	-180.70	459.78	-45.85	-124.30	548.84	-42.91
-179.34	573.60	-59.45	-179.07	414.81	-45.72	-130.24	517.02	-43.53
-179.34	573.60	-59.44	-179.01	414.81	-45.71	-130.21	517.02	-43.52
-178.74	528.84	-57.10	-176.62	370.35	-45.36	-135.51	483.80	-43.83
-177.57	484.28	-54.38	-173.35	326.57	-44.75	-140.06	449.33	-43.82
-175.82	440.08	-51.27	-169.19	283.73	-43.89	-143.82	413.82	-43.48
-173.45	396.42	-47.79	-164.13	242.05	-42.77	-146.78	377.48	-42.82
-173.43	396.42	-47.77	-163.98	242.05	-42.76	-146.72	377.48	-42.81
-170.37	353.44	-43.87	-157.96	201.79	-41.36	-148.65	340.55	-41.79
-166.58	311.30	-39.53	-150.36	163.21	-39.65	-149.42	303.25	-40.39
-162.07	270.19	-34.74	-141.08	126.74	-37.61	-149.03	265.91	-38.60
-156.82	230.32	-29.52	-130.02	92.82	-35.25	-147.46	228.84	-36.41
-156.67	230.32	-29.40	-128.47	92.82	-35.23	-147.31	228.84	-36.40
-150.61	191.90	-23.97	-115.40	62.27	-32.52	-144.49	192.33	-33.79
-143.12	155.14	-18.01	-97.31	35.51	-29.44	-139.78	156.75	-30.75
-134.13	120.44	-11.51	-72.48	14.17	-25.98	-133.10	122.59	-27.26
-123.53	88.21	-4.46	-39.19	0.00	-22.15	-124.33	90.37	-23.34
-122.05	88.21	0.00	0.00	0.00	-22.03	-122.76	90.37	-23.22
-109.59	59.20	0.00	0.00	0.00	-18.07	-111.65	61.00	-19.10
-92.44	33.78	0.00	0.00	0.00	-13.65	-95.14	34.98	-14.46
-68.94	13.49	0.00	0.00	0.00	-8.76	-71.48	14.02	-9.30
-37.42	0.00	0.00	0.00	0.00	-3.39	-38.94	0.00	-3.60

**Autorità Portuale di Taranto**

Interventi per il dragaggio di 2,3 M m³ di sedimenti in area Molo Polisettoriale e per la realizzazione di un primo lotto della cassa di colmata funzionale all'ampliamento del V Sporgente del Porto di Taranto

Allegati alla relazione di calcolo strutturale allineamento "BC"

Data 05/2016
Rev. B
c.d.c.: C296A
514B

13			14			15	
Q	M	N	Q	M	N	Q	M
[kN/m]	[kNm/m]	[kN/m]	[kN/m]	[kNm/m]	[kN/m]	[kN/m]	[kNm/m]
0.00	0.00	0.00	0.00	0.00	0.00	0.00	0.00
0.00	0.00	0.00	0.00	0.00	0.00	0.00	0.00
0.00	0.00	0.00	0.00	0.00	0.00	0.00	0.00
0.00	0.00	0.00	0.00	0.00	0.00	0.00	0.00
0.00	0.00	0.00	0.00	0.00	0.00	0.00	0.00
0.00	0.00	0.00	0.00	0.00	0.00	0.00	0.00
0.00	0.00	0.00	0.00	0.00	0.00	0.00	0.00
0.00	0.00	0.00	0.00	0.00	0.00	0.00	0.00
0.00	0.00	0.00	0.00	0.00	0.00	0.00	0.00
0.00	0.00	0.00	0.00	0.00	0.00	0.00	0.00
0.00	0.00	0.00	0.00	0.00	0.00	0.00	0.00
0.00	0.00	0.00	0.00	0.00	0.00	0.00	0.00
0.00	0.00	0.00	0.00	0.00	0.00	0.00	0.00
0.00	0.00	0.00	0.00	0.00	0.00	0.00	0.00
0.00	0.00	0.00	0.00	0.00	0.00	0.00	0.00
0.00	0.00	0.00	0.00	0.00	0.00	0.00	0.00
0.00	0.00	0.00	0.00	0.00	0.00	0.00	0.00
0.00	0.00	0.00	0.00	0.00	0.00	0.00	0.00
0.00	0.00	0.00	0.00	0.00	0.00	0.00	0.00
0.00	0.00	0.00	0.00	0.00	0.00	0.00	0.00
0.07	0.00	-0.05	-0.02	0.00	0.04	0.26	0.00
0.09	0.01	0.12	0.62	0.03	-0.05	-0.04	0.00
0.61	0.07	0.32	2.48	0.31	-0.04	0.78	0.06
1.48	0.26	0.52	5.21	1.02	0.05	2.32	0.33
2.58	0.63	0.72	8.44	2.29	0.17	4.15	0.94
2.48	0.63	0.70	8.21	2.29	0.14	3.96	0.94
3.49	1.19	0.91	11.12	4.10	0.18	5.37	1.82
4.60	1.95	1.10	14.12	6.47	0.22	6.77	2.96
5.83	2.93	1.27	17.19	9.40	0.26	8.19	4.36
7.18	4.14	1.40	20.36	12.92	0.30	9.62	6.03
7.20	4.14	1.39	20.37	12.92	0.31	9.65	6.03
9.54	6.22	1.44	24.71	18.55	0.34	11.72	8.70
12.67	8.98	1.38	29.17	25.29	0.30	13.91	11.90
16.62	12.62	1.23	33.76	33.15	0.20	16.22	15.66
21.40	17.36	0.96	38.51	42.18	0.04	18.69	20.02
21.40	17.36	0.97	38.48	42.18	0.06	18.70	20.02
27.68	24.08	0.54	43.97	53.51	-0.20	21.64	25.56
34.88	32.66	0.02	49.53	66.37	-0.47	24.70	31.93
42.98	43.35	-0.59	55.17	80.77	-0.74	27.87	39.16
51.98	56.38	-1.30	60.88	96.72	-1.02	31.16	47.27
51.97	56.38	-1.30	60.90	96.72	-1.01	31.15	47.27
59.95	68.96	-1.96	65.67	110.95	-1.23	33.91	54.59
68.54	83.41	-2.69	70.56	126.28	-1.44	36.74	62.54
77.74	99.86	-3.50	75.56	142.72	-1.64	39.64	71.13
87.55	118.44	-4.39	80.69	160.29	-1.84	42.61	80.38
87.60	118.44	-4.39	80.71	160.29	-1.85	42.64	80.38
98.17	139.99	-5.39	86.15	179.65	-2.04	45.82	90.64
108.96	164.03	-6.48	91.75	200.30	-2.23	49.14	101.66
119.95	190.61	-7.66	97.51	222.27	-2.43	52.61	113.47
131.12	219.74	-8.93	103.42	245.59	-2.64	56.21	126.10
131.11	219.74	-8.92	103.41	245.59	-2.65	56.21	126.10
142.47	251.48	-10.27	109.48	270.29	-2.88	59.97	139.58
153.98	285.90	-11.65	115.66	296.43	-3.14	63.87	153.95
165.62	323.00	-13.04	121.92	324.01	-3.42	67.90	169.25
177.37	362.80	-14.46	128.27	353.04	-3.72	72.06	185.49



Autorità Portuale di Taranto
Interventi per il dragaggio di 2,3 M m³ di sedimenti in area Molo Polisettoriale e per la realizzazione di un primo lotto della cassa di colmata funzionale all'ampliamento del V Sporgente del Porto di Taranto

Allegati alla relazione di calcolo strutturale allineamento "BC"

Data 05/2016
Rev. B
c.d.c.: C296A
514B

177.41	362.80	-14.46	128.27	353.04	-3.73	72.10	185.49
189.28	405.35	-15.88	134.65	383.55	-4.02	76.27	202.70
201.29	450.69	-17.31	141.08	415.56	-4.35	80.57	220.91
213.43	498.84	-18.75	147.56	449.07	-4.71	85.02	240.13
225.68	549.79	-20.20	154.08	484.07	-5.10	89.60	260.39
225.65	549.79	-20.20	154.07	484.07	-5.09	89.59	260.39
237.92	603.59	-21.65	160.59	520.59	-5.51	94.26	281.72
250.20	660.26	-23.11	167.11	558.63	-5.94	98.96	304.16
262.49	719.78	-24.56	173.64	598.19	-6.37	103.69	327.68
274.76	782.12	-26.02	180.19	639.25	-6.81	108.43	352.30
275.02	782.12	-26.07	180.40	639.25	-6.86	108.65	352.30
286.76	847.31	-27.49	186.76	681.86	-7.15	113.02	378.02
298.65	915.27	-28.94	193.27	725.97	-7.45	117.49	404.78
310.75	986.02	-30.43	199.97	771.62	-7.76	122.12	432.59
323.13	1059.57	-31.97	206.90	818.83	-8.11	126.96	461.49
323.13	1059.57	-31.97	206.89	818.83	-8.13	127.00	461.49
336.11	1136.07	-33.61	214.23	867.70	-8.61	132.34	491.58
349.47	1215.66	-35.30	221.83	918.32	-9.20	138.09	522.97
363.17	1298.38	-37.04	229.66	970.73	-9.90	144.25	555.74
377.21	1384.30	-38.84	237.72	1024.96	-10.71	150.81	589.97
376.97	1384.30	-38.78	237.48	1024.96	-10.65	150.61	589.97
391.45	1473.48	-40.69	246.03	1081.09	-11.63	157.89	625.78
405.38	1566.00	-42.43	253.84	1139.14	-12.48	164.79	663.25
418.78	1661.69	-44.01	260.94	1198.91	-13.23	171.35	702.28
431.67	1760.39	-45.43	267.32	1260.23	-13.88	177.61	742.78
431.11	1760.39	-45.36	266.99	1260.23	-13.01	178.08	742.78
422.63	1863.75	-43.91	260.27	1324.06	-10.58	175.60	785.61
413.96	1965.09	-42.50	253.69	1386.31	-8.20	172.70	827.80
405.11	2064.30	-41.11	247.23	1446.98	-5.86	169.42	869.25
396.08	2161.30	-39.74	240.86	1506.07	-3.55	165.83	909.84
395.63	2161.30	-39.64	240.39	1506.07	-3.49	165.48	909.84
386.26	2255.97	-38.22	233.79	1563.49	-1.13	161.45	949.44
376.29	2348.34	-36.69	226.68	1619.27	1.29	156.71	987.99
365.78	2438.24	-35.07	219.11	1673.27	3.77	151.31	1025.31
354.79	2525.48	-33.36	211.14	1725.37	6.29	145.30	1061.23
354.90	2525.48	-33.39	211.29	1725.37	6.27	145.46	1061.23
343.60	2610.05	-31.66	203.27	1775.56	8.80	139.20	1095.70
331.96	2691.88	-29.90	195.09	1823.81	11.34	132.64	1128.63
319.99	2770.86	-28.11	186.77	1870.07	13.88	125.79	1159.94
307.70	2846.86	-26.29	178.29	1914.27	16.43	118.66	1189.54
307.70	2846.86	-26.29	178.30	1914.27	16.43	118.65	1189.54
295.33	2919.86	-24.49	169.96	1956.42	18.63	111.59	1217.41
282.74	2989.89	-22.69	161.60	1996.59	20.68	104.36	1243.58
269.72	3056.81	-20.85	153.03	2034.70	22.61	96.76	1267.94
256.09	3120.49	-18.91	144.07	2070.68	24.47	88.60	1290.40
256.17	3120.49	-18.93	144.15	2070.68	24.47	88.66	1290.40
242.47	3180.86	-17.02	135.30	2104.51	26.25	80.41	1310.87
228.64	3237.92	-15.13	126.53	2136.22	27.92	72.06	1329.34
214.69	3291.62	-13.26	117.83	2165.82	29.48	63.60	1345.77
200.64	3341.91	-11.40	109.22	2193.31	30.93	55.04	1360.13
200.60	3341.91	-11.39	109.18	2193.31	30.94	55.00	1360.13
186.40	3388.76	-9.54	100.61	2218.71	32.30	46.28	1372.40
172.04	3432.18	-7.69	92.02	2242.04	33.58	37.37	1382.54

**Autorità Portuale di Taranto**

Interventi per il dragaggio di 2,3 M m³ di sedimenti in area Molo Polisettoriale e per la realizzazione di un primo lotto della cassa di colmanta funzionale all'ampliamento del V Sporgente del Porto di Taranto

Allegati alla relazione di calcolo strutturale allineamento "BC"

Data 05/2016
Rev. B
c.d.c.: C296A
514B

157.52	3472.10	-5.84	83.41	2263.28	34.78	28.25	1390.49
142.84	3508.47	-3.98	74.78	2282.44	35.90	18.93	1396.21
142.82	3508.47	-3.98	74.77	2282.44	35.90	18.92	1396.21
127.96	3541.25	-2.11	66.08	2299.49	36.96	9.35	1399.63
112.85	3570.43	-0.22	57.29	2314.44	37.96	-0.49	1400.71
97.52	3595.91	1.69	48.39	2327.24	38.90	-10.61	1399.37
81.94	3617.64	3.62	39.38	2337.87	39.78	-21.02	1395.55
81.93	3617.64	3.62	39.37	2337.87	39.79	-21.02	1395.55
66.16	3635.58	5.56	30.29	2346.31	40.62	-31.66	1389.18
50.18	3649.67	7.53	21.11	2352.53	41.40	-42.52	1380.20
34.03	3659.87	9.52	11.81	2356.52	42.13	-53.59	1368.56
17.69	3666.14	11.53	2.42	2358.25	42.82	-64.87	1354.22
17.71	3666.14	11.52	2.43	2358.25	42.82	-64.85	1354.22
1.26	3668.44	13.54	-7.03	2357.69	43.46	-76.26	1337.14
-15.27	3666.74	15.58	-16.56	2354.83	44.07	-87.76	1317.28
-31.86	3661.03	17.62	-26.13	2349.66	44.65	-99.33	1294.62
-48.46	3651.31	19.67	-35.75	2342.17	45.19	-110.96	1269.16
-48.47	3651.31	19.67	-35.77	2342.17	45.19	-110.95	1269.16
-65.04	3637.57	21.76	-45.56	2332.33	45.71	-122.72	1240.87
-81.59	3619.81	23.86	-55.45	2320.09	46.21	-134.53	1209.71
-98.11	3598.04	25.97	-65.35	2305.46	46.68	-146.31	1175.70
-114.58	3572.29	28.07	-75.17	2288.45	47.11	-157.97	1138.86
-114.56	3572.29	28.06	-75.15	2288.45	47.08	-157.69	1138.86
-131.21	3542.53	30.21	-85.22	2269.03	47.45	-169.04	1099.27
-147.69	3508.75	32.31	-95.04	2247.19	47.58	-178.74	1057.11
-163.92	3471.00	34.33	-104.55	2223.01	47.46	-186.68	1012.81
-179.83	3429.38	36.28	-113.70	2196.57	47.07	-192.81	966.83
-179.56	3429.38	36.24	-113.50	2196.57	47.07	-192.79	966.83
-194.48	3384.06	37.94	-121.62	2168.08	46.39	-196.96	919.61
-207.64	3335.31	39.30	-128.12	2137.80	45.44	-199.32	871.58
-218.99	3283.61	40.31	-132.99	2106.14	44.22	-199.90	823.18
-228.50	3229.39	40.97	-136.23	2073.51	42.74	-198.70	774.89
-228.49	3229.39	40.98	-136.24	2073.51	42.74	-198.72	774.89
-236.08	3173.11	41.28	-137.77	2040.30	41.00	-195.80	727.10
-241.80	3115.19	41.24	-137.72	2006.91	38.99	-191.19	680.19
-245.64	3056.11	40.87	-136.10	1973.71	36.73	-184.93	634.60
-247.60	2996.36	40.18	-132.97	1941.10	34.20	-177.01	590.75
-247.62	2996.36	40.19	-133.01	1941.10	34.19	-177.04	590.75
-247.74	2936.35	39.20	-128.49	1909.42	31.40	-167.52	549.00
-246.06	2876.51	37.92	-122.60	1878.98	28.34	-156.46	509.73
-242.59	2817.29	36.35	-115.35	1850.13	25.00	-143.86	473.32
-237.34	2759.15	34.49	-106.76	1823.21	21.39	-129.76	440.17
-237.36	2759.15	34.47	-106.79	1823.21	21.38	-129.78	440.17
-230.39	2702.48	32.38	-96.92	1798.52	17.50	-114.23	410.60
-221.75	2647.69	29.96	-85.87	1776.36	13.31	-97.28	384.95
-211.48	2595.18	27.20	-73.66	1757.01	8.81	-78.97	363.58
-199.58	2545.38	24.12	-60.34	1740.77	4.00	-59.31	346.81
-199.58	2545.38	24.09	-60.40	1740.77	3.96	-59.30	346.81
-186.14	2498.65	20.68	-46.03	1727.86	-1.16	-38.40	334.96
-171.19	2455.34	16.83	-30.88	1718.54	-6.72	-16.22	328.32
-154.74	2415.83	12.53	-15.04	1712.96	-12.76	7.20	327.20
-136.82	2380.51	7.72	1.42	1711.30	-19.29	31.87	331.90
-135.10	2380.51	7.04	2.65	1711.30	-21.48	33.77	331.90

**Autorità Portuale di Taranto**

Interventi per il dragaggio di 2,3 M³ di sedimenti in area Molo Polisettoriale e per la realizzazione di un primo lotto della cassa di colmanta funzionale all'ampliamento del V Sporgente del Porto di Taranto

Allegati alla relazione di calcolo strutturale allineamento "BC"

Data 05/2016
Rev. B
c.d.c.: C296A
514B

-123.46	2348.09	0.96	10.34	1712.81	-23.80	53.35	342.70
-107.25	2319.17	-4.35	23.07	1716.90	-25.72	76.94	358.92
-86.88	2294.80	-8.91	40.40	1724.73	-27.22	104.20	381.48
-62.76	2276.03	-12.73	61.86	1737.43	-28.31	134.78	411.29
-63.22	2276.03	-12.85	61.31	1737.43	-28.35	134.51	411.29
-37.32	2263.44	-16.02	84.58	1755.63	-29.03	166.75	448.90
-9.69	2257.51	-18.96	109.66	1779.87	-29.52	201.02	494.83
19.93	2258.76	-21.72	136.73	1810.64	-29.84	237.66	549.63
41.12	2267.67	-23.19	154.02	1848.42	-31.72	268.99	613.88
51.83	2267.67	-24.36	165.99	1848.42	-30.01	276.98	613.88
-4.62	2272.14	-12.83	107.43	1881.02	-24.20	237.20	677.11
-45.96	2265.73	-3.30	64.55	1902.44	-19.33	206.96	732.61
-82.85	2249.53	5.39	25.42	1913.61	-16.83	178.29	780.75
-115.24	2224.68	13.22	-9.91	1915.47	-16.40	151.17	821.89
-116.47	2224.68	13.36	-11.18	1915.47	-15.99	150.39	821.89
-146.08	2191.82	20.71	-44.12	1908.52	-16.11	123.96	856.16
-172.96	2151.86	26.75	-74.66	1893.61	-17.19	98.59	883.95
-196.93	2105.56	31.49	-102.58	1871.40	-19.11	74.47	905.56
-217.78	2053.66	34.95	-127.65	1842.56	-21.79	51.82	921.31
-217.54	2053.66	34.93	-127.49	1842.56	-21.59	52.18	921.31
-235.08	1997.04	37.06	-149.76	1807.86	-24.03	31.39	931.73
-249.96	1936.34	38.14	-169.55	1767.89	-26.39	12.06	937.13
-262.18	1872.25	38.17	-186.89	1723.27	-28.68	-5.81	937.88
-271.80	1805.47	37.18	-201.78	1674.65	-30.89	-22.21	934.35
-271.96	1805.47	37.20	-201.90	1674.65	-30.88	-22.27	934.35
-279.36	1736.53	35.25	-214.71	1622.54	-33.00	-37.37	926.87
-284.82	1665.95	32.38	-225.56	1567.46	-35.01	-51.21	915.77
-288.40	1594.24	28.61	-234.49	1509.90	-36.91	-63.81	901.36
-290.13	1521.90	23.94	-241.50	1450.37	-38.69	-75.17	883.97
-290.28	1521.90	24.24	-241.62	1450.37	-38.68	-75.22	883.97
-290.47	1449.30	18.40	-246.79	1389.30	-40.33	-85.40	863.87
-289.49	1376.77	12.90	-250.50	1327.10	-41.83	-94.58	841.35
-287.38	1304.62	7.72	-252.78	1264.15	-43.20	-102.80	816.65
-284.19	1233.17	2.89	-253.67	1200.83	-44.42	-110.06	790.03
-284.32	1233.17	2.88	-253.80	1200.83	-44.42	-110.13	790.03
-280.36	1162.59	-1.62	-253.64	1137.39	-45.50	-116.56	761.69
-275.89	1093.03	-5.80	-252.66	1074.08	-46.42	-122.32	731.81
-270.96	1024.65	-9.63	-250.92	1011.10	-47.18	-127.47	700.56
-265.63	957.58	-13.13	-248.45	948.67	-47.80	-132.02	668.12
-265.68	957.58	-13.12	-248.52	948.67	-47.79	-132.04	668.12
-260.33	891.85	-16.27	-245.57	886.92	-48.26	-136.31	634.58
-254.90	827.43	-19.06	-242.19	825.92	-48.54	-140.19	600.00
-249.39	764.37	-21.49	-238.40	765.83	-48.62	-143.68	564.50
-243.80	702.74	-23.57	-234.19	706.76	-48.51	-146.77	528.19
-243.76	702.74	-23.57	-234.19	706.76	-48.50	-146.73	528.19
-238.07	642.52	-25.29	-229.67	648.78	-48.16	-149.37	491.18
-232.17	583.72	-26.65	-224.77	591.96	-47.57	-151.44	453.55
-226.03	526.43	-27.64	-219.50	536.40	-46.71	-152.92	415.49
-219.64	470.72	-28.26	-213.84	482.24	-45.60	-153.78	377.15
-219.57	470.72	-28.26	-213.87	482.24	-45.59	-153.71	377.15
-212.68	416.69	-28.52	-207.81	429.54	-44.18	-153.72	338.71
-205.18	364.44	-28.39	-201.50	378.36	-42.45	-152.77	300.37
-197.04	314.13	-27.86	-194.93	328.78	-40.37	-150.84	262.39
-188.26	265.97	-26.93	-188.14	280.91	-37.96	-147.93	225.03
-188.10	265.97	-26.91	-187.93	280.91	-37.95	-147.78	225.03
-178.59	220.12	-25.55	-180.97	234.78	-35.17	-143.83	188.55
-167.73	176.79	-23.70	-172.80	190.52	-32.00	-138.22	153.25
-155.40	136.36	-21.36	-163.19	148.48	-28.42	-130.87	119.57
-141.51	99.22	-18.52	-151.88	109.07	-24.44	-121.66	87.97
-139.94	99.22	-18.42	-149.90	109.07	-24.28	-120.13	87.97
-124.24	66.14	-15.25	-135.67	73.28	-20.13	-108.84	59.29
-103.64	37.48	-11.52	-114.78	41.76	-15.43	-92.48	33.95
-76.41	14.86	-7.27	-85.32	16.59	-10.11	-69.36	13.60
-40.79	0.00	-2.56	-45.39	0.00	-4.14	-37.78	0.00

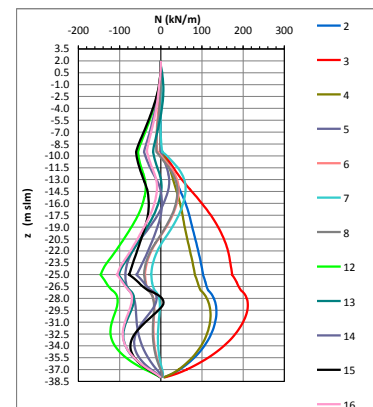
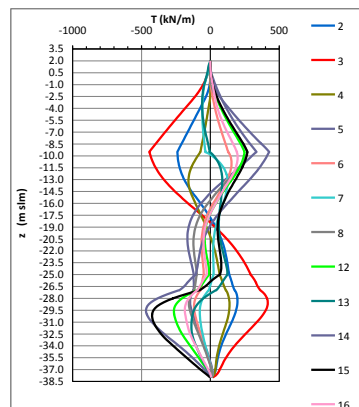
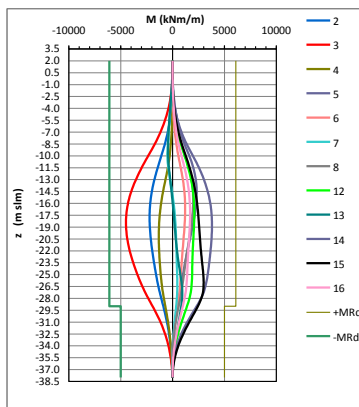
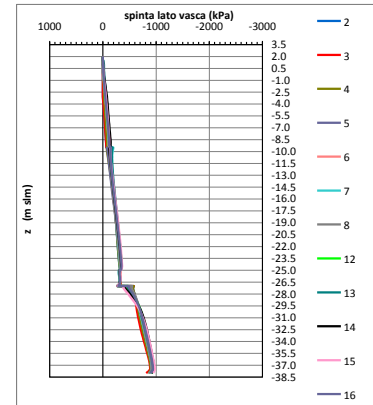
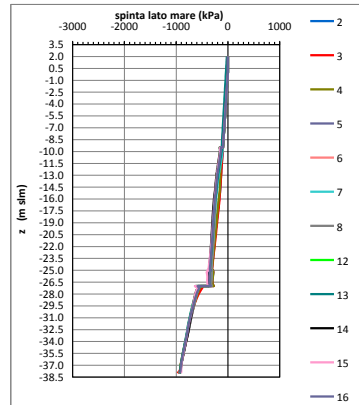
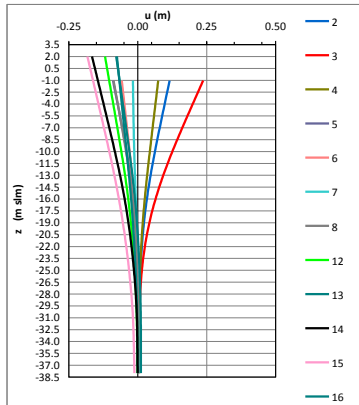
**Autorità Portuale di Taranto**

Interventi per il dragaggio di 2,3 M m³ di sedimenti in area Molo Polisettoriale e per la realizzazione di un primo lotto della cassa di colmata funzionale all'ampliamento del V Sporgente del Porto di Taranto

Allegati alla relazione di calcolo strutturale allineamento "BC"

Data 05/2016
Rev. B
c.d.c.: C296A
514B

1.5.4 Grafici



1.6 TABULATI DI INPUT ED OUTPUT SEZIONE 7 (C.N.D.)

1.6.1 Riepilogo deformazioni



Autorità Portuale di Taranto

Interventi per il dragaggio di 2,3 M m³ di sedimenti in area Molo Polisettoriale e per la realizzazione di un primo lotto della cassa di colmanta funzionale all'ampliamento del V Sporgente del Porto di Taranto

Allegati alla relazione di calcolo strutturale allineamento "BC"

Data 05/2016
Rev. B
c.d.c.: C296A
514B

FASE	2		3		4		5		6		7	
Y	Ux	Uy	Ux	Uy	Ux	Uy	Ux	Uy	Ux	Uy	Ux	Uy
[m]	[m]	[m]	[m]	[m]	[m]	[m]	[m]	[m]	[m]	[m]	[m]	[m]
3.50	0.000	0.000	0.000	0.000	0.000	0.000	0.000	0.000	0.000	0.000	0.000	0.000
3.23	0.000	0.000	0.000	0.000	0.000	0.000	0.000	0.000	0.000	0.000	0.000	0.000
2.95	0.000	0.000	0.000	0.000	0.000	0.000	0.000	0.000	0.000	0.000	0.000	0.000
2.68	0.000	0.000	0.000	0.000	0.000	0.000	0.000	0.000	0.000	0.000	0.000	0.000
2.40	0.000	0.000	0.000	0.000	0.000	0.000	0.000	0.000	0.000	0.000	0.000	0.000
2.40	0.000	0.000	0.000	0.000	0.000	0.000	0.000	0.000	0.000	0.000	0.000	0.000
2.30	0.000	0.000	0.000	0.000	0.000	0.000	0.000	0.000	0.000	0.000	0.000	0.000
2.20	0.000	0.000	0.000	0.000	0.000	0.000	0.000	0.000	0.000	0.000	0.000	0.000
2.10	0.000	0.000	0.000	0.000	0.000	0.000	0.000	0.000	0.000	0.000	0.000	0.000
2.00	0.000	0.000	0.000	0.000	0.000	0.000	0.000	0.000	0.000	0.000	0.000	0.000
2.00	0.087	0.000	0.190	0.001	0.047	0.000	-0.119	-0.003	-0.063	-0.002	-0.172	-0.003
1.88	0.086	0.000	0.189	0.001	0.047	0.000	-0.118	-0.003	-0.062	-0.002	-0.171	-0.003
1.75	0.086	0.000	0.188	0.001	0.046	0.000	-0.118	-0.003	-0.062	-0.002	-0.169	-0.003
1.63	0.085	0.000	0.187	0.001	0.046	0.000	-0.117	-0.003	-0.062	-0.002	-0.168	-0.003
1.50	0.084	0.000	0.185	0.001	0.046	0.000	-0.116	-0.003	-0.062	-0.002	-0.167	-0.003
1.50	0.084	0.000	0.185	0.001	0.046	0.000	-0.116	-0.003	-0.062	-0.002	-0.167	-0.003
1.31	0.084	0.000	0.183	0.001	0.045	0.000	-0.115	-0.003	-0.061	-0.002	-0.166	-0.003
1.13	0.083	0.000	0.182	0.001	0.045	0.000	-0.114	-0.003	-0.061	-0.002	-0.164	-0.003
0.94	0.082	0.000	0.180	0.001	0.045	0.000	-0.113	-0.003	-0.060	-0.002	-0.163	-0.003
0.75	0.081	0.000	0.178	0.001	0.044	0.000	-0.112	-0.003	-0.060	-0.002	-0.161	-0.003
0.75	0.081	0.000	0.178	0.001	0.044	0.000	-0.112	-0.003	-0.060	-0.002	-0.161	-0.003
0.56	0.080	0.000	0.176	0.001	0.044	0.000	-0.111	-0.003	-0.059	-0.002	-0.159	-0.003
0.38	0.079	0.000	0.174	0.001	0.043	0.000	-0.110	-0.003	-0.059	-0.002	-0.158	-0.003
0.19	0.079	0.000	0.172	0.001	0.043	0.000	-0.109	-0.003	-0.058	-0.002	-0.156	-0.003
0.00	0.078	0.000	0.170	0.001	0.043	0.000	-0.108	-0.003	-0.058	-0.002	-0.155	-0.003
0.00	0.078	0.000	0.170	0.001	0.043	0.000	-0.108	-0.003	-0.058	-0.002	-0.155	-0.003
-0.25	0.077	0.000	0.168	0.001	0.042	0.000	-0.106	-0.003	-0.057	-0.002	-0.152	-0.003
-0.50	0.076	0.000	0.165	0.001	0.042	0.000	-0.105	-0.003	-0.057	-0.002	-0.150	-0.003
-0.75	0.074	0.000	0.162	0.001	0.041	0.000	-0.103	-0.003	-0.056	-0.002	-0.148	-0.003
-1.00	0.073	0.000	0.160	0.001	0.041	0.000	-0.102	-0.003	-0.056	-0.002	-0.146	-0.003
-1.00	0.073	0.000	0.160	0.001	0.041	0.000	-0.102	-0.003	-0.056	-0.002	-0.146	-0.003
-1.28	0.072	0.000	0.157	0.001	0.040	0.000	-0.100	-0.003	-0.055	-0.002	-0.144	-0.003
-1.55	0.071	0.000	0.154	0.001	0.039	0.000	-0.099	-0.003	-0.054	-0.002	-0.141	-0.003
-1.83	0.070	0.000	0.151	0.001	0.039	0.000	-0.097	-0.003	-0.054	-0.002	-0.139	-0.003
-2.10	0.068	0.000	0.149	0.001	0.038	0.000	-0.095	-0.003	-0.053	-0.002	-0.137	-0.003
-2.10	0.068	0.000	0.149	0.001	0.038	0.000	-0.095	-0.003	-0.053	-0.002	-0.137	-0.003
-2.33	0.067	0.000	0.146	0.001	0.038	0.000	-0.094	-0.003	-0.052	-0.002	-0.135	-0.003
-2.55	0.066	0.000	0.144	0.001	0.037	0.000	-0.093	-0.003	-0.052	-0.002	-0.133	-0.003
-2.78	0.065	0.000	0.142	0.001	0.037	0.000	-0.092	-0.003	-0.051	-0.002	-0.131	-0.003
-3.00	0.064	0.000	0.140	0.001	0.036	0.000	-0.090	-0.003	-0.051	-0.002	-0.129	-0.003
-3.00	0.064	0.000	0.140	0.001	0.036	0.000	-0.090	-0.003	-0.051	-0.002	-0.129	-0.003
-3.23	0.063	0.000	0.137	0.001	0.036	0.000	-0.089	-0.003	-0.050	-0.002	-0.127	-0.003
-3.46	0.062	0.000	0.135	0.001	0.035	0.000	-0.088	-0.003	-0.050	-0.002	-0.125	-0.003
-3.70	0.061	0.000	0.133	0.001	0.035	0.000	-0.086	-0.003	-0.049	-0.002	-0.123	-0.003
-3.93	0.060	0.000	0.130	0.001	0.034	0.000	-0.085	-0.003	-0.048	-0.002	-0.121	-0.003
-3.93	0.060	0.000	0.130	0.001	0.034	0.000	-0.085	-0.003	-0.048	-0.002	-0.121	-0.003
-4.16	0.059	0.000	0.128	0.001	0.034	0.000	-0.084	-0.003	-0.048	-0.002	-0.119	-0.003
-4.39	0.058	0.000	0.126	0.001	0.034	0.000	-0.082	-0.003	-0.047	-0.002	-0.117	-0.003
-4.63	0.057	0.000	0.123	0.001	0.033	0.000	-0.081	-0.003	-0.047	-0.002	-0.115	-0.003
-4.86	0.056	0.000	0.121	0.001	0.033	0.000	-0.080	-0.003	-0.046	-0.002	-0.113	-0.003
-4.86	0.056	0.000	0.121	0.001	0.033	0.000	-0.080	-0.003	-0.046	-0.002	-0.113	-0.003
-5.09	0.055	0.000	0.119	0.001	0.032	0.000	-0.078	-0.003	-0.046	-0.002	-0.111	-0.003



Autorità Portuale di Taranto
 Interventi per il dragaggio di 2,3 M m³ di sedimenti in area Molo Polisettoriale e per la realizzazione di un primo lotto della cassa di colmata funzionale all'ampliamento del V Sporgente del Porto di Taranto

Allegati alla relazione di calcolo strutturale allineamento "BC"

Data 05/2016
 Rev. B
 c.d.c.: C296A
 514B



-5.32	0.054	0.000	0.116	0.001	0.032	0.000	-0.077	-0.003	-0.045	-0.002	-0.109	-0.003
-5.55	0.053	0.000	0.114	0.001	0.031	0.000	-0.076	-0.003	-0.045	-0.002	-0.108	-0.003
-5.79	0.052	0.000	0.112	0.001	0.031	0.000	-0.074	-0.003	-0.044	-0.002	-0.106	-0.003
-5.79	0.052	0.000	0.112	0.001	0.031	0.000	-0.074	-0.003	-0.044	-0.002	-0.106	-0.003
-6.02	0.051	0.000	0.109	0.001	0.030	0.000	-0.073	-0.003	-0.043	-0.002	-0.104	-0.003
-6.25	0.050	0.000	0.107	0.001	0.030	0.000	-0.072	-0.003	-0.043	-0.002	-0.102	-0.003
-6.48	0.049	0.000	0.105	0.001	0.029	0.000	-0.070	-0.003	-0.042	-0.002	-0.100	-0.003
-6.71	0.048	0.000	0.103	0.001	0.029	0.000	-0.069	-0.003	-0.042	-0.002	-0.098	-0.003
-6.71	0.048	0.000	0.103	0.001	0.029	0.000	-0.069	-0.003	-0.042	-0.002	-0.098	-0.003
-6.95	0.047	0.000	0.100	0.001	0.028	0.000	-0.068	-0.003	-0.041	-0.002	-0.096	-0.003
-7.18	0.046	0.000	0.098	0.001	0.028	0.000	-0.066	-0.003	-0.041	-0.002	-0.094	-0.003
-7.41	0.045	0.000	0.096	0.001	0.027	0.000	-0.065	-0.003	-0.040	-0.002	-0.092	-0.003
-7.64	0.044	0.000	0.094	0.001	0.027	0.000	-0.064	-0.003	-0.039	-0.002	-0.090	-0.003
-7.64	0.044	0.000	0.094	0.001	0.027	0.000	-0.064	-0.003	-0.039	-0.002	-0.090	-0.003
-7.88	0.043	0.000	0.091	0.001	0.026	0.000	-0.063	-0.003	-0.039	-0.002	-0.088	-0.003
-8.11	0.042	0.000	0.089	0.001	0.026	0.000	-0.061	-0.003	-0.038	-0.002	-0.087	-0.003
-8.34	0.041	0.000	0.087	0.001	0.025	0.000	-0.060	-0.003	-0.038	-0.002	-0.085	-0.003
-8.57	0.040	0.000	0.085	0.001	0.025	0.000	-0.059	-0.003	-0.037	-0.002	-0.083	-0.003
-8.57	0.040	0.000	0.085	0.001	0.025	0.000	-0.059	-0.003	-0.037	-0.002	-0.083	-0.003
-8.80	0.039	0.000	0.083	0.001	0.024	0.000	-0.058	-0.003	-0.037	-0.002	-0.081	-0.003
-9.04	0.038	0.000	0.081	0.001	0.024	0.000	-0.056	-0.003	-0.036	-0.002	-0.079	-0.003
-9.27	0.037	0.000	0.078	0.001	0.024	0.000	-0.055	-0.003	-0.035	-0.002	-0.077	-0.003
-9.50	0.036	0.000	0.076	0.001	0.023	0.000	-0.054	-0.003	-0.035	-0.002	-0.075	-0.003
-9.50	0.036	0.000	0.076	0.001	0.023	0.000	-0.054	-0.003	-0.035	-0.002	-0.075	-0.003
-9.74	0.036	0.000	0.074	0.001	0.023	0.000	-0.053	-0.003	-0.034	-0.002	-0.074	-0.003
-9.98	0.035	0.000	0.072	0.001	0.022	0.000	-0.051	-0.003	-0.033	-0.002	-0.072	-0.003
-10.23	0.034	0.000	0.070	0.001	0.022	0.000	-0.050	-0.003	-0.033	-0.002	-0.070	-0.003
-10.47	0.033	0.000	0.068	0.001	0.021	0.000	-0.049	-0.003	-0.032	-0.002	-0.068	-0.003
-10.47	0.033	0.000	0.068	0.001	0.021	0.000	-0.049	-0.003	-0.032	-0.002	-0.068	-0.003
-10.71	0.032	0.000	0.066	0.001	0.021	0.000	-0.047	-0.003	-0.032	-0.002	-0.066	-0.003
-10.95	0.031	0.000	0.064	0.001	0.020	0.000	-0.046	-0.003	-0.031	-0.002	-0.064	-0.003
-11.20	0.030	0.000	0.062	0.001	0.020	0.000	-0.045	-0.003	-0.030	-0.002	-0.063	-0.003
-11.44	0.029	0.000	0.060	0.001	0.019	0.000	-0.044	-0.003	-0.030	-0.002	-0.061	-0.003
-11.44	0.029	0.000	0.060	0.001	0.019	0.000	-0.044	-0.003	-0.030	-0.002	-0.061	-0.003
-11.68	0.028	0.000	0.058	0.001	0.019	0.000	-0.043	-0.003	-0.029	-0.002	-0.059	-0.003
-11.92	0.027	0.000	0.056	0.001	0.018	0.000	-0.041	-0.003	-0.028	-0.002	-0.057	-0.003
-12.16	0.027	0.000	0.054	0.001	0.018	0.000	-0.040	-0.003	-0.028	-0.002	-0.056	-0.003
-12.41	0.026	0.000	0.052	0.001	0.018	0.000	-0.039	-0.003	-0.027	-0.002	-0.054	-0.003
-12.41	0.026	0.000	0.052	0.001	0.018	0.000	-0.039	-0.003	-0.027	-0.002	-0.054	-0.003
-12.65	0.025	0.000	0.051	0.001	0.017	0.000	-0.038	-0.003	-0.026	-0.002	-0.052	-0.003
-12.89	0.024	0.000	0.049	0.001	0.017	0.000	-0.037	-0.003	-0.026	-0.002	-0.051	-0.003
-13.13	0.023	0.000	0.047	0.001	0.016	0.000	-0.036	-0.003	-0.025	-0.002	-0.049	-0.003
-13.37	0.023	0.000	0.045	0.001	0.016	0.000	-0.035	-0.003	-0.024	-0.002	-0.047	-0.003
-13.38	0.023	0.000	0.045	0.001	0.016	0.000	-0.035	-0.003	-0.024	-0.002	-0.047	-0.003
-13.62	0.022	0.000	0.044	0.001	0.015	0.000	-0.033	-0.003	-0.024	-0.002	-0.046	-0.003
-13.86	0.021	0.000	0.042	0.001	0.015	0.000	-0.032	-0.003	-0.023	-0.002	-0.044	-0.003
-14.10	0.021	0.000	0.041	0.001	0.015	0.000	-0.031	-0.003	-0.022	-0.002	-0.043	-0.003
-14.34	0.020	0.000	0.039	0.001	0.014	0.000	-0.030	-0.003	-0.022	-0.002	-0.041	-0.003
-14.34	0.020	0.000	0.039	0.001	0.014	0.000	-0.030	-0.003	-0.022	-0.002	-0.041	-0.003
-14.59	0.019	0.000	0.037	0.001	0.014	0.000	-0.029	-0.003	-0.021	-0.002	-0.040	-0.003
-14.83	0.019	0.000	0.036	0.001	0.014	0.000	-0.028	-0.003	-0.021	-0.002	-0.038	-0.003
-15.07	0.018	0.000	0.035	0.001	0.013	0.000	-0.027	-0.003	-0.020	-0.002	-0.037	-0.003
-15.31	0.017	0.000	0.033	0.001	0.013	0.000	-0.026	-0.003	-0.019	-0.002	-0.035	-0.003
-15.31	0.017	0.000	0.033	0.001	0.013	0.000	-0.026	-0.003	-0.019	-0.002	-0.035	-0.003
-15.55	0.017	0.000	0.032	0.001	0.012	0.000	-0.025	-0.003	-0.019	-0.002	-0.034	-0.003



Autorità Portuale di Taranto
 Interventi per il dragaggio di 2,3 M m³ di sedimenti in area Molo Polisettoriale e per la realizzazione di un primo lotto della cassa di colmanta funzionale all'ampliamento del V Sporgente del Porto di Taranto

Allegati alla relazione di calcolo strutturale allineamento "BC"

Data 05/2016
 Rev. B
 c.d.c.: C296A
 514B



-15.80	0.016	0.000	0.031	0.001	0.012	0.000	-0.024	-0.003	-0.018	-0.002	-0.033	-0.003
-16.04	0.016	0.000	0.029	0.001	0.012	0.000	-0.024	-0.003	-0.017	-0.002	-0.031	-0.003
-16.28	0.015	0.000	0.028	0.001	0.012	0.000	-0.023	-0.003	-0.017	-0.002	-0.030	-0.003
-16.28	0.015	0.000	0.028	0.001	0.012	0.000	-0.023	-0.003	-0.017	-0.002	-0.030	-0.003
-16.52	0.015	0.000	0.027	0.001	0.011	0.000	-0.022	-0.003	-0.016	-0.002	-0.029	-0.003
-16.77	0.014	0.000	0.026	0.001	0.011	0.000	-0.021	-0.003	-0.016	-0.002	-0.028	-0.003
-17.01	0.014	0.000	0.025	0.001	0.011	0.000	-0.020	-0.003	-0.015	-0.002	-0.027	-0.003
-17.25	0.013	0.000	0.024	0.001	0.010	0.000	-0.019	-0.003	-0.015	-0.002	-0.025	-0.003
-17.25	0.013	0.000	0.024	0.001	0.010	0.000	-0.019	-0.003	-0.015	-0.002	-0.025	-0.003
-17.49	0.013	0.000	0.023	0.001	0.010	0.000	-0.019	-0.003	-0.014	-0.002	-0.024	-0.003
-17.73	0.013	0.000	0.022	0.001	0.010	0.000	-0.018	-0.003	-0.014	-0.002	-0.023	-0.003
-17.98	0.012	0.000	0.021	0.001	0.010	0.000	-0.017	-0.003	-0.013	-0.002	-0.022	-0.003
-18.22	0.012	0.000	0.020	0.001	0.009	0.000	-0.016	-0.003	-0.013	-0.002	-0.021	-0.003
-18.22	0.012	0.000	0.020	0.001	0.009	0.000	-0.016	-0.003	-0.013	-0.002	-0.021	-0.003
-18.46	0.011	0.000	0.019	0.001	0.009	0.000	-0.016	-0.003	-0.012	-0.002	-0.020	-0.003
-18.70	0.011	0.000	0.018	0.001	0.009	0.000	-0.015	-0.003	-0.012	-0.002	-0.019	-0.003
-18.95	0.011	0.000	0.017	0.001	0.009	0.000	-0.014	-0.003	-0.011	-0.002	-0.018	-0.003
-19.19	0.010	0.000	0.016	0.001	0.008	0.000	-0.014	-0.003	-0.011	-0.002	-0.017	-0.003
-19.19	0.010	0.000	0.016	0.001	0.008	0.000	-0.014	-0.003	-0.011	-0.002	-0.017	-0.003
-19.43	0.010	0.000	0.016	0.001	0.008	0.000	-0.013	-0.003	-0.010	-0.002	-0.017	-0.003
-19.67	0.010	0.000	0.015	0.001	0.008	0.000	-0.012	-0.003	-0.010	-0.002	-0.016	-0.003
-19.91	0.009	0.000	0.014	0.001	0.008	0.000	-0.012	-0.003	-0.009	-0.002	-0.015	-0.003
-20.16	0.009	0.000	0.014	0.001	0.008	0.000	-0.011	-0.003	-0.009	-0.002	-0.014	-0.003
-20.16	0.009	0.000	0.014	0.001	0.008	0.000	-0.011	-0.003	-0.009	-0.002	-0.014	-0.003
-20.40	0.009	0.000	0.013	0.001	0.007	0.000	-0.011	-0.003	-0.009	-0.002	-0.014	-0.003
-20.64	0.009	0.000	0.012	0.001	0.007	0.000	-0.010	-0.003	-0.008	-0.002	-0.013	-0.003
-20.88	0.008	0.000	0.012	0.001	0.007	0.000	-0.010	-0.003	-0.008	-0.002	-0.012	-0.003
-21.12	0.008	0.000	0.011	0.001	0.007	0.000	-0.009	-0.003	-0.007	-0.002	-0.012	-0.003
-21.13	0.008	0.000	0.011	0.001	0.007	0.000	-0.009	-0.003	-0.007	-0.002	-0.012	-0.003
-21.37	0.008	0.000	0.011	0.001	0.007	0.000	-0.009	-0.003	-0.007	-0.002	-0.011	-0.003
-21.61	0.008	0.000	0.010	0.001	0.007	0.000	-0.008	-0.003	-0.007	-0.002	-0.010	-0.003
-21.85	0.007	0.000	0.010	0.001	0.007	0.000	-0.008	-0.003	-0.006	-0.002	-0.010	-0.003
-22.09	0.007	0.000	0.009	0.001	0.006	0.000	-0.008	-0.003	-0.006	-0.002	-0.009	-0.003
-22.09	0.007	0.000	0.009	0.001	0.006	0.000	-0.008	-0.003	-0.006	-0.002	-0.009	-0.003
-22.34	0.007	0.000	0.009	0.001	0.006	0.000	-0.007	-0.003	-0.006	-0.002	-0.009	-0.003
-22.58	0.007	0.000	0.009	0.001	0.006	0.000	-0.007	-0.003	-0.005	-0.002	-0.008	-0.003
-22.82	0.007	0.000	0.008	0.001	0.006	0.000	-0.007	-0.003	-0.005	-0.002	-0.008	-0.003
-23.06	0.007	0.000	0.008	0.001	0.006	0.000	-0.006	-0.003	-0.005	-0.002	-0.007	-0.003
-23.06	0.007	0.000	0.008	0.001	0.006	0.000	-0.006	-0.003	-0.005	-0.002	-0.007	-0.003
-23.30	0.006	0.000	0.008	0.001	0.006	0.000	-0.006	-0.003	-0.005	-0.002	-0.007	-0.003
-23.55	0.006	0.000	0.007	0.001	0.006	0.000	-0.006	-0.003	-0.004	-0.002	-0.006	-0.003
-23.79	0.006	0.000	0.007	0.001	0.006	0.000	-0.005	-0.003	-0.004	-0.002	-0.006	-0.003
-24.03	0.006	0.000	0.007	0.001	0.005	0.000	-0.005	-0.003	-0.004	-0.002	-0.006	-0.003
-24.03	0.006	0.000	0.007	0.001	0.005	0.000	-0.005	-0.003	-0.004	-0.002	-0.006	-0.003
-24.27	0.006	0.000	0.007	0.001	0.005	0.000	-0.005	-0.003	-0.004	-0.002	-0.005	-0.003
-24.52	0.006	0.000	0.006	0.001	0.005	0.000	-0.004	-0.003	-0.004	-0.002	-0.005	-0.003
-24.76	0.006	0.000	0.006	0.001	0.005	0.000	-0.004	-0.003	-0.003	-0.002	-0.005	-0.003
-25.00	0.005	0.000	0.006	0.001	0.005	0.000	-0.004	-0.003	-0.003	-0.002	-0.004	-0.003
-25.00	0.005	0.000	0.006	0.001	0.005	0.000	-0.004	-0.003	-0.003	-0.002	-0.004	-0.003
-25.25	0.005	0.000	0.006	0.001	0.005	0.000	-0.004	-0.003	-0.003	-0.002	-0.004	-0.003
-25.50	0.005	0.000	0.006	0.001	0.005	0.000	-0.004	-0.003	-0.003	-0.002	-0.004	-0.003
-25.75	0.005	0.000	0.005	0.001	0.005	0.000	-0.003	-0.003	-0.003	-0.002	-0.004	-0.003
-26.00	0.005	0.000	0.005	0.001	0.005	0.000	-0.003	-0.003	-0.002	-0.002	-0.003	-0.003
-26.00	0.005	0.000	0.005	0.001	0.005	0.000	-0.003	-0.003	-0.002	-0.002	-0.003	-0.003
-26.25	0.005	0.000	0.005	0.001	0.005	0.000	-0.003	-0.003	-0.002	-0.002	-0.003	-0.003



Autorità Portuale di Taranto
 Interventi per il dragaggio di 2,3 M m³ di sedimenti in area Molo Polisettoriale e per la realizzazione di un primo lotto della cassa di colmanta funzionale all'ampliamento del V Sporgente del Porto di Taranto

Allegati alla relazione di calcolo strutturale allineamento "BC"

Data 05/2016
 Rev. B
 c.d.c.: C296A
 514B



-26.50	0.005	0.000	0.005	0.001	0.005	0.000	-0.003	-0.003	-0.002	-0.002	-0.003	-0.003
-26.75	0.005	0.000	0.005	0.001	0.004	0.000	-0.003	-0.003	-0.002	-0.002	-0.003	-0.003
-27.00	0.005	0.000	0.005	0.001	0.004	0.000	-0.002	-0.003	-0.002	-0.002	-0.003	-0.003
-27.00	0.005	0.000	0.005	0.001	0.004	0.000	-0.002	-0.003	-0.002	-0.002	-0.003	-0.003
-27.25	0.005	0.000	0.005	0.001	0.004	0.000	-0.002	-0.003	-0.002	-0.002	-0.002	-0.003
-27.50	0.005	0.000	0.005	0.001	0.004	0.000	-0.002	-0.003	-0.002	-0.002	-0.002	-0.003
-27.75	0.004	0.000	0.004	0.001	0.004	0.000	-0.002	-0.003	-0.002	-0.002	-0.002	-0.003
-28.00	0.004	0.000	0.004	0.001	0.004	0.000	-0.002	-0.003	-0.001	-0.002	-0.002	-0.003
-28.00	0.004	0.000	0.004	0.001	0.004	0.000	-0.002	-0.003	-0.001	-0.002	-0.002	-0.003
-28.25	0.004	0.000	0.004	0.001	0.004	0.000	-0.002	-0.003	-0.001	-0.002	-0.002	-0.003
-28.50	0.004	0.000	0.004	0.001	0.004	0.000	-0.002	-0.003	-0.001	-0.002	-0.002	-0.003
-28.75	0.004	0.000	0.004	0.001	0.004	0.000	-0.002	-0.003	-0.001	-0.002	-0.002	-0.003
-29.00	0.004	0.000	0.004	0.001	0.004	0.000	-0.002	-0.003	-0.001	-0.002	-0.002	-0.003
-29.00	0.004	0.000	0.004	0.001	0.004	0.000	-0.002	-0.003	-0.001	-0.002	-0.002	-0.003
-29.25	0.004	0.000	0.004	0.001	0.004	0.000	-0.001	-0.003	-0.001	-0.002	-0.001	-0.003
-29.50	0.004	0.000	0.004	0.001	0.004	0.000	-0.001	-0.003	-0.001	-0.002	-0.001	-0.003
-29.75	0.004	0.000	0.004	0.001	0.004	0.000	-0.001	-0.003	-0.001	-0.002	-0.001	-0.003
-30.00	0.004	0.000	0.004	0.001	0.004	0.000	-0.001	-0.003	-0.001	-0.002	-0.001	-0.003
-30.00	0.004	0.000	0.004	0.001	0.004	0.000	-0.001	-0.003	-0.001	-0.002	-0.001	-0.003
-30.25	0.004	0.000	0.004	0.001	0.004	0.000	-0.001	-0.003	-0.001	-0.002	-0.001	-0.003
-30.50	0.004	0.000	0.004	0.001	0.004	0.000	-0.001	-0.003	-0.001	-0.002	-0.001	-0.003
-30.75	0.004	0.000	0.004	0.001	0.004	0.000	-0.001	-0.003	-0.001	-0.002	-0.001	-0.003
-31.00	0.004	0.000	0.004	0.001	0.004	0.000	-0.001	-0.003	-0.001	-0.002	-0.001	-0.003
-31.00	0.004	0.000	0.004	0.001	0.004	0.000	-0.001	-0.003	-0.001	-0.002	-0.001	-0.003
-31.25	0.004	0.000	0.004	0.001	0.004	0.000	-0.001	-0.003	-0.001	-0.002	-0.001	-0.003
-31.50	0.004	0.000	0.004	0.001	0.004	0.000	-0.001	-0.003	-0.001	-0.002	-0.001	-0.003
-31.75	0.004	0.000	0.004	0.001	0.004	0.000	-0.001	-0.003	-0.001	-0.002	-0.001	-0.003
-32.00	0.004	0.000	0.004	0.001	0.003	0.000	-0.001	-0.003	-0.001	-0.002	-0.001	-0.003
-32.00	0.004	0.000	0.004	0.001	0.003	0.000	-0.001	-0.003	-0.001	-0.002	-0.001	-0.003
-32.25	0.004	0.000	0.004	0.001	0.003	0.000	-0.001	-0.003	0.000	-0.002	-0.001	-0.003
-32.50	0.004	0.000	0.004	0.001	0.003	0.000	-0.001	-0.003	0.000	-0.002	-0.001	-0.003
-32.75	0.004	0.000	0.004	0.001	0.003	0.000	-0.001	-0.003	0.000	-0.002	-0.001	-0.003
-33.00	0.004	0.000	0.004	0.001	0.003	0.000	-0.001	-0.003	0.000	-0.002	-0.001	-0.003
-33.00	0.004	0.000	0.004	0.001	0.003	0.000	-0.001	-0.003	0.000	-0.002	-0.001	-0.003
-33.25	0.004	0.000	0.004	0.001	0.003	0.000	-0.001	-0.003	0.000	-0.002	-0.001	-0.003
-33.50	0.004	0.000	0.004	0.001	0.003	0.000	-0.001	-0.003	0.000	-0.002	-0.001	-0.003
-33.75	0.004	0.000	0.004	0.001	0.003	0.000	-0.001	-0.003	0.000	-0.002	-0.001	-0.003
-34.00	0.003	0.000	0.004	0.001	0.003	0.000	-0.001	-0.003	0.000	-0.002	-0.001	-0.003
-34.00	0.003	0.000	0.004	0.001	0.003	0.000	-0.001	-0.003	0.000	-0.002	-0.001	-0.003
-34.25	0.003	0.000	0.004	0.001	0.003	0.000	-0.001	-0.003	0.000	-0.002	-0.001	-0.003
-34.50	0.003	0.000	0.004	0.001	0.003	0.000	-0.001	-0.003	0.000	-0.002	-0.001	-0.003
-34.75	0.003	0.000	0.004	0.001	0.003	0.000	-0.001	-0.003	0.000	-0.002	-0.001	-0.003
-35.00	0.003	0.000	0.003	0.001	0.003	0.000	-0.001	-0.003	0.000	-0.002	-0.001	-0.003
-35.00	0.003	0.000	0.003	0.001	0.003	0.000	-0.001	-0.003	0.000	-0.002	-0.001	-0.003
-35.25	0.003	0.000	0.003	0.001	0.003	0.000	0.000	-0.003	0.000	-0.002	-0.001	-0.003
-35.50	0.003	0.000	0.003	0.001	0.003	0.000	0.000	-0.003	0.000	-0.002	-0.001	-0.003
-35.75	0.003	0.000	0.003	0.001	0.003	0.000	0.000	-0.003	0.000	-0.002	0.000	-0.003
-36.00	0.003	0.000	0.003	0.001	0.003	0.000	0.000	-0.003	0.000	-0.002	0.000	-0.003
-36.00	0.003	0.000	0.003	0.001	0.003	0.000	0.000	-0.003	0.000	-0.002	0.000	-0.003
-36.25	0.003	0.000	0.003	0.001	0.003	0.000	0.000	-0.003	0.000	-0.002	0.000	-0.003
-36.50	0.003	0.000	0.003	0.001	0.003	0.000	0.000	-0.003	0.000	-0.002	0.000	-0.003
-36.75	0.003	0.000	0.003	0.001	0.003	0.000	0.000	-0.003	0.000	-0.002	0.000	-0.003
-37.00	0.003	0.000	0.003	0.001	0.003	0.000	0.000	-0.003	0.000	-0.002	0.000	-0.003
-37.00	0.003	0.000	0.003	0.001	0.003	0.000	0.000	-0.003	0.000	-0.002	0.000	-0.003
-37.25	0.003	0.000	0.003	0.001	0.003	0.000	0.000	-0.003	0.000	-0.002	0.000	-0.003
-37.50	0.003	0.000	0.003	0.001	0.003	0.000	0.000	-0.003	0.000	-0.002	0.000	-0.003
-37.75	0.003	0.000	0.003	0.001	0.003	0.000	0.000	-0.003	0.000	-0.002	0.000	-0.003
-38.00	0.003	0.000	0.003	0.001	0.003	0.000	0.000	-0.003	0.000	-0.002	0.000	-0.003



Autorità Portuale di Taranto
 Interventi per il dragaggio di 2,3 M m³ di sedimenti in area Molo Polisettoriale e per la realizzazione di un primo lotto della cassa di colmanta funzionale all'ampliamento del V Sporgente del Porto di Taranto

Allegati alla relazione di calcolo strutturale allineamento "BC"

Data 05/2016
 Rev. B
 c.d.c.: C296A
 514B



-0.109	-0.003	-0.164	-0.003	-0.201	-0.001	-0.174	-0.001	-0.217	-0.002	-0.264	0.000	-0.162	-0.003
-0.108	-0.003	-0.162	-0.003	-0.198	-0.001	-0.172	-0.001	-0.214	-0.002	-0.261	0.000	-0.160	-0.003
-0.106	-0.003	-0.159	-0.003	-0.196	-0.001	-0.169	-0.001	-0.211	-0.002	-0.257	0.000	-0.158	-0.003
-0.106	-0.003	-0.159	-0.003	-0.196	-0.001	-0.169	-0.001	-0.211	-0.002	-0.257	0.000	-0.158	-0.003
-0.104	-0.003	-0.157	-0.003	-0.193	-0.001	-0.167	-0.001	-0.208	-0.002	-0.254	0.000	-0.155	-0.003
-0.102	-0.003	-0.154	-0.003	-0.190	-0.001	-0.164	-0.001	-0.206	-0.002	-0.251	0.000	-0.153	-0.003
-0.100	-0.003	-0.152	-0.003	-0.188	-0.001	-0.162	-0.001	-0.203	-0.002	-0.248	0.000	-0.150	-0.003
-0.098	-0.003	-0.149	-0.003	-0.185	-0.001	-0.160	-0.001	-0.200	-0.002	-0.245	0.000	-0.148	-0.003
-0.098	-0.003	-0.149	-0.003	-0.185	-0.001	-0.160	-0.001	-0.200	-0.002	-0.245	0.000	-0.148	-0.003
-0.096	-0.003	-0.147	-0.003	-0.182	-0.001	-0.157	-0.001	-0.197	-0.002	-0.242	0.000	-0.145	-0.003
-0.094	-0.003	-0.144	-0.003	-0.180	-0.001	-0.155	-0.001	-0.194	-0.002	-0.238	0.000	-0.143	-0.003
-0.092	-0.003	-0.142	-0.003	-0.177	-0.001	-0.153	-0.001	-0.191	-0.002	-0.235	0.000	-0.140	-0.003
-0.090	-0.003	-0.139	-0.003	-0.174	-0.001	-0.150	-0.001	-0.188	-0.002	-0.232	0.000	-0.138	-0.003
-0.090	-0.003	-0.139	-0.003	-0.174	-0.001	-0.150	-0.001	-0.188	-0.002	-0.232	0.000	-0.138	-0.003
-0.088	-0.003	-0.137	-0.003	-0.172	-0.001	-0.148	-0.001	-0.185	-0.002	-0.229	0.000	-0.136	-0.003
-0.087	-0.003	-0.134	-0.003	-0.169	-0.001	-0.145	-0.001	-0.182	-0.002	-0.226	0.000	-0.133	-0.003
-0.085	-0.003	-0.132	-0.003	-0.166	-0.001	-0.143	-0.001	-0.180	-0.002	-0.223	0.000	-0.131	-0.003
-0.083	-0.003	-0.129	-0.003	-0.164	-0.001	-0.141	-0.001	-0.177	-0.002	-0.220	0.000	-0.128	-0.003
-0.083	-0.003	-0.129	-0.003	-0.164	-0.001	-0.141	-0.001	-0.177	-0.002	-0.220	0.000	-0.128	-0.003
-0.081	-0.003	-0.127	-0.003	-0.161	-0.001	-0.139	-0.001	-0.174	-0.002	-0.216	0.000	-0.126	-0.003
-0.079	-0.003	-0.125	-0.003	-0.158	-0.001	-0.136	-0.001	-0.171	-0.002	-0.213	0.000	-0.124	-0.003
-0.077	-0.003	-0.122	-0.003	-0.156	-0.001	-0.134	-0.001	-0.168	-0.002	-0.210	0.000	-0.121	-0.003
-0.075	-0.003	-0.120	-0.003	-0.153	-0.001	-0.132	-0.001	-0.165	-0.002	-0.207	0.000	-0.119	-0.003
-0.075	-0.003	-0.120	-0.003	-0.153	-0.001	-0.132	-0.001	-0.165	-0.002	-0.207	0.000	-0.119	-0.003
-0.074	-0.003	-0.117	-0.003	-0.151	-0.001	-0.129	-0.001	-0.162	-0.002	-0.204	0.000	-0.117	-0.003
-0.072	-0.003	-0.115	-0.003	-0.148	-0.001	-0.127	-0.001	-0.160	-0.002	-0.201	0.000	-0.114	-0.003
-0.070	-0.003	-0.112	-0.003	-0.145	-0.001	-0.124	-0.001	-0.157	-0.002	-0.198	0.000	-0.112	-0.003
-0.068	-0.003	-0.110	-0.003	-0.143	-0.001	-0.122	-0.001	-0.154	-0.002	-0.194	0.000	-0.109	-0.003
-0.068	-0.003	-0.110	-0.003	-0.143	-0.001	-0.122	-0.001	-0.154	-0.002	-0.194	0.000	-0.109	-0.003
-0.066	-0.003	-0.107	-0.003	-0.140	-0.001	-0.120	-0.001	-0.151	-0.002	-0.191	0.000	-0.107	-0.003
-0.064	-0.003	-0.105	-0.003	-0.137	-0.001	-0.117	-0.001	-0.148	-0.002	-0.188	0.000	-0.105	-0.003
-0.063	-0.003	-0.103	-0.003	-0.135	-0.001	-0.115	-0.001	-0.145	-0.002	-0.185	0.000	-0.102	-0.003
-0.061	-0.003	-0.100	-0.003	-0.132	-0.001	-0.113	-0.001	-0.142	-0.002	-0.182	0.000	-0.100	-0.003
-0.061	-0.003	-0.100	-0.003	-0.132	-0.001	-0.113	-0.001	-0.142	-0.002	-0.182	0.000	-0.100	-0.003
-0.059	-0.003	-0.098	-0.003	-0.130	-0.001	-0.111	-0.001	-0.140	-0.002	-0.179	0.000	-0.097	-0.003
-0.057	-0.003	-0.096	-0.003	-0.127	-0.001	-0.108	-0.001	-0.137	-0.002	-0.176	0.000	-0.095	-0.003
-0.056	-0.003	-0.093	-0.003	-0.124	-0.001	-0.106	-0.001	-0.134	-0.002	-0.173	0.000	-0.093	-0.003
-0.054	-0.003	-0.091	-0.003	-0.122	-0.001	-0.104	-0.001	-0.131	-0.002	-0.170	0.000	-0.091	-0.003
-0.054	-0.003	-0.091	-0.003	-0.122	-0.001	-0.104	-0.001	-0.131	-0.002	-0.170	0.000	-0.091	-0.003
-0.052	-0.003	-0.089	-0.003	-0.119	-0.001	-0.102	-0.001	-0.129	-0.002	-0.167	0.000	-0.088	-0.003
-0.051	-0.003	-0.086	-0.003	-0.117	-0.001	-0.099	-0.001	-0.126	-0.002	-0.164	0.000	-0.086	-0.003
-0.049	-0.003	-0.084	-0.003	-0.115	-0.001	-0.097	-0.001	-0.123	-0.002	-0.161	0.000	-0.084	-0.003
-0.047	-0.003	-0.082	-0.003	-0.112	-0.001	-0.095	-0.001	-0.121	-0.002	-0.158	0.000	-0.082	-0.003
-0.047	-0.003	-0.082	-0.003	-0.112	-0.001	-0.095	-0.001	-0.121	-0.002	-0.158	0.000	-0.082	-0.003
-0.046	-0.003	-0.080	-0.003	-0.110	-0.001	-0.093	-0.001	-0.118	-0.002	-0.155	0.000	-0.080	-0.003
-0.044	-0.003	-0.077	-0.003	-0.107	-0.001	-0.091	-0.001	-0.115	-0.002	-0.152	0.000	-0.077	-0.003
-0.043	-0.003	-0.075	-0.003	-0.105	-0.001	-0.089	-0.001	-0.113	-0.002	-0.149	0.000	-0.075	-0.003
-0.041	-0.003	-0.073	-0.003	-0.103	-0.001	-0.087	-0.001	-0.110	-0.002	-0.146	0.000	-0.073	-0.003
-0.041	-0.003	-0.073	-0.003	-0.103	-0.001	-0.087	-0.001	-0.110	-0.002	-0.146	0.000	-0.073	-0.003
-0.040	-0.003	-0.071	-0.003	-0.100	-0.001	-0.085	-0.001	-0.108	-0.002	-0.144	0.000	-0.071	-0.003
-0.038	-0.003	-0.069	-0.003	-0.098	-0.001	-0.083	-0.001	-0.105	-0.002	-0.141	0.000	-0.069	-0.003
-0.037	-0.003	-0.067	-0.003	-0.096	-0.001	-0.081	-0.001	-0.103	-0.002	-0.138	0.000	-0.067	-0.003
-0.035	-0.003	-0.065	-0.003	-0.094	-0.001	-0.079	-0.001	-0.101	-0.002	-0.135	0.000	-0.065	-0.003
-0.035	-0.003	-0.065	-0.003	-0.094	-0.001	-0.079	-0.001	-0.101	-0.002	-0.135	0.000	-0.065	-0.003
-0.034	-0.003	-0.063	-0.003	-0.092	-0.001	-0.077	-0.001	-0.098	-0.002	-0.133	0.000	-0.063	-0.003



Autorità Portuale di Taranto
 Interventi per il dragaggio di 2,3 M m³ di sedimenti in area Molo Polisettoriale e per la realizzazione di un primo lotto della cassa di colmata funzionale all'ampliamento del V Sporgente del Porto di Taranto

Allegati alla relazione di calcolo strutturale allineamento "BC"

Data 05/2016
 Rev. B
 c.d.c.: C296A
 514B



-0.033	-0.003	-0.061	-0.003	-0.089	-0.001	-0.075	-0.001	-0.096	-0.002	-0.130	0.000	-0.061	-0.003
-0.031	-0.003	-0.059	-0.003	-0.087	-0.001	-0.073	-0.001	-0.094	-0.002	-0.127	0.000	-0.060	-0.003
-0.030	-0.003	-0.057	-0.003	-0.085	-0.001	-0.071	-0.001	-0.091	-0.002	-0.125	0.000	-0.058	-0.003
-0.030	-0.003	-0.057	-0.003	-0.085	-0.001	-0.071	-0.001	-0.091	-0.002	-0.125	0.000	-0.058	-0.003
-0.029	-0.003	-0.056	-0.003	-0.083	-0.001	-0.070	-0.001	-0.089	-0.002	-0.122	0.000	-0.056	-0.003
-0.028	-0.003	-0.054	-0.003	-0.081	-0.001	-0.068	-0.001	-0.087	-0.002	-0.120	0.000	-0.054	-0.003
-0.027	-0.003	-0.052	-0.003	-0.079	-0.001	-0.066	-0.001	-0.085	-0.002	-0.117	0.000	-0.052	-0.003
-0.025	-0.003	-0.050	-0.003	-0.077	-0.001	-0.065	-0.001	-0.083	-0.002	-0.115	0.000	-0.051	-0.003
-0.025	-0.003	-0.050	-0.003	-0.077	-0.001	-0.065	-0.001	-0.083	-0.002	-0.115	0.000	-0.051	-0.003
-0.024	-0.003	-0.049	-0.003	-0.075	-0.001	-0.063	-0.001	-0.080	-0.002	-0.113	0.000	-0.049	-0.003
-0.023	-0.003	-0.047	-0.003	-0.074	-0.001	-0.061	-0.001	-0.078	-0.002	-0.110	0.000	-0.047	-0.003
-0.022	-0.003	-0.045	-0.003	-0.072	-0.001	-0.060	-0.001	-0.076	-0.002	-0.108	0.000	-0.046	-0.003
-0.021	-0.003	-0.044	-0.003	-0.070	-0.001	-0.058	-0.001	-0.074	-0.002	-0.106	0.000	-0.044	-0.003
-0.021	-0.003	-0.044	-0.003	-0.070	-0.001	-0.058	-0.001	-0.074	-0.002	-0.106	0.000	-0.044	-0.003
-0.020	-0.003	-0.042	-0.003	-0.068	-0.001	-0.057	-0.001	-0.073	-0.002	-0.103	0.000	-0.043	-0.003
-0.019	-0.003	-0.041	-0.003	-0.067	-0.001	-0.055	-0.001	-0.071	-0.002	-0.101	0.000	-0.041	-0.003
-0.018	-0.003	-0.039	-0.003	-0.065	-0.001	-0.054	-0.001	-0.069	-0.002	-0.099	0.000	-0.040	-0.003
-0.017	-0.003	-0.038	-0.003	-0.063	-0.001	-0.052	-0.001	-0.067	-0.002	-0.097	0.000	-0.039	-0.003
-0.017	-0.003	-0.038	-0.003	-0.063	-0.001	-0.052	-0.001	-0.067	-0.002	-0.097	0.000	-0.039	-0.003
-0.017	-0.003	-0.036	-0.003	-0.062	-0.001	-0.051	-0.001	-0.065	-0.002	-0.095	0.000	-0.037	-0.003
-0.016	-0.003	-0.035	-0.003	-0.060	-0.001	-0.050	-0.001	-0.064	-0.002	-0.093	0.000	-0.036	-0.003
-0.015	-0.003	-0.034	-0.003	-0.059	-0.001	-0.049	-0.001	-0.062	-0.002	-0.091	0.000	-0.035	-0.003
-0.014	-0.003	-0.033	-0.003	-0.057	-0.001	-0.047	-0.001	-0.060	-0.002	-0.089	0.000	-0.033	-0.003
-0.014	-0.003	-0.033	-0.003	-0.057	-0.001	-0.047	-0.001	-0.060	-0.002	-0.089	0.000	-0.033	-0.003
-0.014	-0.003	-0.031	-0.003	-0.056	-0.001	-0.046	-0.001	-0.059	-0.002	-0.087	0.000	-0.032	-0.003
-0.013	-0.003	-0.030	-0.003	-0.054	-0.001	-0.045	-0.001	-0.057	-0.002	-0.085	0.000	-0.031	-0.003
-0.012	-0.003	-0.029	-0.003	-0.053	-0.001	-0.044	-0.001	-0.056	-0.002	-0.083	0.000	-0.030	-0.003
-0.012	-0.003	-0.028	-0.003	-0.052	-0.001	-0.043	-0.001	-0.054	-0.002	-0.082	0.000	-0.029	-0.003
-0.012	-0.003	-0.028	-0.003	-0.052	-0.001	-0.043	-0.001	-0.054	-0.002	-0.082	0.000	-0.029	-0.003
-0.011	-0.003	-0.027	-0.003	-0.051	-0.001	-0.042	-0.001	-0.053	-0.002	-0.080	0.000	-0.028	-0.003
-0.010	-0.003	-0.026	-0.003	-0.049	-0.001	-0.041	-0.001	-0.051	-0.002	-0.078	0.000	-0.027	-0.003
-0.010	-0.003	-0.025	-0.003	-0.048	-0.001	-0.040	-0.001	-0.050	-0.002	-0.077	0.000	-0.026	-0.003
-0.009	-0.003	-0.024	-0.003	-0.047	-0.001	-0.039	-0.001	-0.049	-0.002	-0.075	0.000	-0.025	-0.003
-0.009	-0.003	-0.024	-0.003	-0.047	-0.001	-0.039	-0.001	-0.049	-0.002	-0.075	0.000	-0.025	-0.003
-0.009	-0.003	-0.023	-0.003	-0.046	-0.001	-0.038	-0.001	-0.047	-0.002	-0.073	0.000	-0.024	-0.003
-0.008	-0.003	-0.022	-0.003	-0.045	-0.001	-0.037	-0.001	-0.046	-0.002	-0.072	0.000	-0.023	-0.003
-0.008	-0.003	-0.021	-0.003	-0.044	-0.001	-0.036	-0.001	-0.045	-0.002	-0.070	0.000	-0.022	-0.003
-0.007	-0.003	-0.020	-0.003	-0.043	-0.001	-0.035	-0.001	-0.044	-0.002	-0.069	0.000	-0.022	-0.003
-0.007	-0.003	-0.020	-0.003	-0.043	-0.001	-0.035	-0.001	-0.044	-0.002	-0.069	0.000	-0.022	-0.003
-0.007	-0.003	-0.020	-0.003	-0.042	-0.001	-0.035	-0.001	-0.043	-0.002	-0.067	0.000	-0.021	-0.003
-0.006	-0.003	-0.019	-0.003	-0.041	-0.001	-0.034	-0.001	-0.042	-0.002	-0.066	0.000	-0.020	-0.003
-0.006	-0.003	-0.018	-0.003	-0.040	-0.001	-0.033	-0.001	-0.040	-0.002	-0.065	0.000	-0.020	-0.003
-0.006	-0.003	-0.018	-0.003	-0.039	-0.001	-0.032	-0.001	-0.039	-0.002	-0.063	0.000	-0.019	-0.003
-0.006	-0.003	-0.018	-0.003	-0.039	-0.001	-0.032	-0.001	-0.039	-0.002	-0.063	0.000	-0.019	-0.003
-0.005	-0.003	-0.017	-0.003	-0.038	-0.001	-0.032	-0.001	-0.038	-0.002	-0.062	0.000	-0.018	-0.003
-0.005	-0.003	-0.016	-0.003	-0.038	-0.001	-0.031	-0.001	-0.037	-0.002	-0.061	0.000	-0.018	-0.003
-0.005	-0.003	-0.016	-0.003	-0.037	-0.001	-0.031	-0.001	-0.037	-0.002	-0.060	0.000	-0.017	-0.003
-0.004	-0.003	-0.015	-0.003	-0.036	-0.001	-0.030	-0.001	-0.036	-0.002	-0.058	0.000	-0.017	-0.003
-0.004	-0.003	-0.015	-0.003	-0.036	-0.001	-0.030	-0.001	-0.036	-0.002	-0.058	0.000	-0.017	-0.003
-0.004	-0.003	-0.015	-0.003	-0.035	-0.001	-0.029	-0.001	-0.035	-0.002	-0.057	0.000	-0.016	-0.003
-0.004	-0.003	-0.014	-0.003	-0.035	-0.001	-0.029	-0.001	-0.034	-0.002	-0.056	0.000	-0.016	-0.003
-0.004	-0.003	-0.014	-0.003	-0.034	-0.001	-0.028	-0.001	-0.033	-0.002	-0.055	0.000	-0.015	-0.003
-0.003	-0.003	-0.013	-0.003	-0.033	-0.001	-0.028	-0.001	-0.032	-0.002	-0.054	0.000	-0.015	-0.003
-0.003	-0.003	-0.013	-0.003	-0.033	-0.001	-0.028	-0.001	-0.032	-0.002	-0.054	0.000	-0.015	-0.003
-0.003	-0.003	-0.013	-0.003	-0.033	-0.001	-0.027	-0.001	-0.031	-0.002	-0.053	0.000	-0.014	-0.003



Autorità Portuale di Taranto
 Interventi per il dragaggio di 2,3 M m³ di sedimenti in area Molo Polisettoriale e per la realizzazione di un primo lotto della cassa di colmanta funzionale all'ampliamento del V Sporgente del Porto di Taranto

Allegati alla relazione di calcolo strutturale allineamento "BC"

Data 05/2016
 Rev. B
 c.d.c.: C296A
 514B



-0.003	-0.003	-0.012	-0.003	-0.032	-0.001	-0.027	-0.001	-0.031	-0.002	-0.052	0.000	-0.014	-0.003
-0.003	-0.003	-0.012	-0.003	-0.031	-0.001	-0.027	-0.001	-0.030	-0.002	-0.051	0.000	-0.013	-0.003
-0.003	-0.003	-0.011	-0.003	-0.031	-0.001	-0.026	-0.001	-0.029	-0.002	-0.050	0.000	-0.013	-0.003
-0.003	-0.003	-0.011	-0.003	-0.031	-0.001	-0.026	-0.001	-0.029	-0.002	-0.050	0.000	-0.013	-0.003
-0.002	-0.003	-0.011	-0.003	-0.030	-0.001	-0.026	-0.001	-0.029	-0.002	-0.049	0.000	-0.013	-0.003
-0.002	-0.003	-0.011	-0.003	-0.030	-0.001	-0.026	-0.001	-0.028	-0.002	-0.048	0.000	-0.012	-0.003
-0.002	-0.003	-0.011	-0.003	-0.029	-0.001	-0.025	-0.001	-0.027	-0.002	-0.047	0.000	-0.012	-0.003
-0.002	-0.003	-0.010	-0.003	-0.029	-0.001	-0.025	-0.001	-0.027	-0.002	-0.046	0.000	-0.012	-0.003
-0.002	-0.003	-0.010	-0.003	-0.029	-0.001	-0.025	-0.001	-0.027	-0.002	-0.046	0.000	-0.012	-0.003
-0.002	-0.003	-0.010	-0.003	-0.028	-0.001	-0.024	-0.001	-0.026	-0.002	-0.045	0.000	-0.012	-0.003
-0.002	-0.003	-0.010	-0.003	-0.028	-0.001	-0.024	-0.001	-0.026	-0.002	-0.044	0.000	-0.011	-0.003
-0.002	-0.003	-0.009	-0.003	-0.028	-0.001	-0.024	-0.001	-0.025	-0.002	-0.044	0.000	-0.011	-0.003
-0.002	-0.003	-0.009	-0.003	-0.027	-0.001	-0.024	-0.001	-0.025	-0.002	-0.043	0.000	-0.011	-0.003
-0.002	-0.003	-0.009	-0.003	-0.027	-0.001	-0.024	-0.001	-0.025	-0.002	-0.043	0.000	-0.011	-0.003
-0.001	-0.003	-0.009	-0.003	-0.027	-0.001	-0.023	-0.001	-0.025	-0.002	-0.042	0.000	-0.011	-0.003
-0.001	-0.003	-0.009	-0.003	-0.027	-0.001	-0.023	-0.001	-0.024	-0.002	-0.042	0.000	-0.011	-0.003
-0.001	-0.003	-0.009	-0.003	-0.026	-0.001	-0.023	-0.001	-0.024	-0.002	-0.041	0.000	-0.010	-0.003
-0.001	-0.003	-0.008	-0.003	-0.026	-0.001	-0.023	-0.001	-0.023	-0.002	-0.041	0.000	-0.010	-0.003
-0.001	-0.003	-0.008	-0.003	-0.026	-0.001	-0.023	-0.001	-0.023	-0.002	-0.041	0.000	-0.010	-0.003
-0.001	-0.003	-0.008	-0.003	-0.026	-0.001	-0.022	-0.001	-0.023	-0.002	-0.040	0.000	-0.010	-0.003
-0.001	-0.003	-0.008	-0.003	-0.026	-0.001	-0.022	-0.001	-0.023	-0.002	-0.039	0.000	-0.010	-0.003
-0.001	-0.003	-0.008	-0.003	-0.025	-0.001	-0.022	-0.001	-0.023	-0.002	-0.039	0.000	-0.010	-0.003
-0.001	-0.003	-0.008	-0.003	-0.025	-0.001	-0.022	-0.001	-0.022	-0.002	-0.039	0.000	-0.010	-0.003
-0.001	-0.003	-0.008	-0.003	-0.025	-0.001	-0.022	-0.001	-0.022	-0.002	-0.038	0.000	-0.009	-0.003
-0.001	-0.003	-0.008	-0.003	-0.025	-0.001	-0.021	-0.001	-0.022	-0.002	-0.038	0.000	-0.009	-0.003
-0.001	-0.003	-0.008	-0.003	-0.024	-0.001	-0.021	-0.001	-0.022	-0.002	-0.037	0.000	-0.009	-0.003
-0.001	-0.003	-0.007	-0.003	-0.024	-0.001	-0.021	-0.001	-0.021	-0.002	-0.037	0.000	-0.009	-0.003
-0.001	-0.003	-0.007	-0.003	-0.024	-0.001	-0.021	-0.001	-0.021	-0.002	-0.036	0.000	-0.009	-0.003
-0.001	-0.003	-0.007	-0.003	-0.024	-0.001	-0.021	-0.001	-0.021	-0.002	-0.036	0.000	-0.009	-0.003
-0.001	-0.003	-0.007	-0.003	-0.023	-0.001	-0.020	-0.001	-0.021	-0.002	-0.036	0.000	-0.009	-0.003
-0.001	-0.003	-0.007	-0.003	-0.023	-0.001	-0.020	-0.001	-0.021	-0.002	-0.035	0.000	-0.009	-0.003
-0.001	-0.003	-0.007	-0.003	-0.023	-0.001	-0.020	-0.001	-0.021	-0.002	-0.035	0.000	-0.009	-0.003
-0.001	-0.003	-0.007	-0.003	-0.023	-0.001	-0.020	-0.001	-0.020	-0.002	-0.035	0.000	-0.008	-0.003
-0.001	-0.003	-0.007	-0.003	-0.023	-0.001	-0.020	-0.001	-0.020	-0.002	-0.035	0.000	-0.008	-0.003
-0.001	-0.003	-0.007	-0.003	-0.022	-0.001	-0.020	-0.001	-0.020	-0.002	-0.034	0.000	-0.008	-0.003
-0.001	-0.003	-0.007	-0.003	-0.022	-0.001	-0.020	-0.001	-0.020	-0.002	-0.034	0.000	-0.008	-0.003
-0.001	-0.003	-0.007	-0.003	-0.022	-0.001	-0.019	-0.001	-0.020	-0.002	-0.034	0.000	-0.008	-0.003
-0.001	-0.003	-0.007	-0.003	-0.022	-0.001	-0.019	-0.001	-0.019	-0.002	-0.034	0.000	-0.008	-0.003
-0.001	-0.003	-0.006	-0.003	-0.022	-0.001	-0.019	-0.001	-0.019	-0.002	-0.033	0.000	-0.008	-0.003
-0.001	-0.003	-0.006	-0.003	-0.022	-0.001	-0.019	-0.001	-0.019	-0.002	-0.033	0.000	-0.008	-0.003
-0.001	-0.003	-0.006	-0.003	-0.022	-0.001	-0.019	-0.001	-0.019	-0.002	-0.033	0.000	-0.008	-0.003
-0.001	-0.003	-0.006	-0.003	-0.021	-0.001	-0.019	-0.001	-0.019	-0.002	-0.033	0.000	-0.007	-0.003
0.000	-0.003	-0.006	-0.003	-0.021	-0.001	-0.018	-0.001	-0.019	-0.002	-0.032	0.000	-0.007	-0.003
0.000	-0.003	-0.006	-0.003	-0.021	-0.001	-0.018	-0.001	-0.019	-0.002	-0.032	0.000	-0.007	-0.003
0.000	-0.003	-0.006	-0.003	-0.021	-0.001	-0.018	-0.001	-0.018	-0.002	-0.032	0.000	-0.007	-0.003
0.000	-0.003	-0.006	-0.003	-0.021	-0.001	-0.018	-0.001	-0.018	-0.002	-0.032	0.000	-0.007	-0.003
0.000	-0.003	-0.006	-0.003	-0.021	-0.001	-0.018	-0.001	-0.018	-0.002	-0.031	0.000	-0.007	-0.003
0.000	-0.003	-0.006	-0.003	-0.020	-0.001	-0.018	-0.001	-0.018	-0.002	-0.031	0.000	-0.007	-0.003
0.000	-0.003	-0.006	-0.003	-0.020	-0.001	-0.018	-0.001	-0.018	-0.002	-0.031	0.000	-0.007	-0.003
0.000	-0.003	-0.006	-0.003	-0.020	-0.001	-0.017	-0.001	-0.018	-0.002	-0.031	0.000	-0.007	-0.003
0.000	-0.003	-0.006	-0.003	-0.020	-0.001	-0.017	-0.001	-0.018	-0.002	-0.031	0.000	-0.007	-0.003
0.000	-0.003	-0.006	-0.003	-0.020	-0.001	-0.017	-0.001	-0.017	-0.002	-0.030	0.000	-0.007	-0.003
0.000	-0.003	-0.005	-0.003	-0.020	-0.001	-0.017	-0.001	-0.017	-0.002	-0.030	0.000	-0.006	-0.003



Autorità Portuale di Taranto
 Interventi per il dragaggio di 2,3 M m³ di sedimenti in area Molo Polisettoriale e per la realizzazione di un primo lotto della cassa di colmanta funzionale all'ampliamento del V Sporgente del Porto di Taranto

Allegati alla relazione di calcolo strutturale allineamento "BC"

Data 05/2016
 Rev. B
 c.d.c.: C296A
 514B

1.6.2 Riepilogo spinte



Autorità Portuale di Taranto

Interventi per il dragaggio di 2,3 M m³ di sedimenti in area Molo Polisettoriale e per la realizzazione di un primo lotto della cassa di colmanta funzionale all'ampliamento del V Sporgente del Porto di Taranto

Allegati alla relazione di calcolo strutturale allineamento "BC"

Data 05/2016
Rev. B
c.d.c.: C296A
514B

FASE	2		3		4		5		
	Y [m]	Mare [kPa]	Vasca [kPa]	Mare [kPa]	Vasca [kPa]	Mare [kPa]	Vasca [kPa]	Mare [kPa]	Vasca [kPa]
	3.50	0.00	0.00	0.00	0.00	0.00	0.00	0.00	0.00
	3.23	0.00	0.00	0.00	0.00	0.00	0.00	0.00	0.00
	2.95	0.00	0.00	0.00	0.00	0.00	0.00	0.00	0.00
	2.68	0.00	0.00	0.00	0.00	0.00	0.00	0.00	0.00
	2.40	0.00	0.00	0.00	0.00	0.00	0.00	0.00	0.00
	2.40	0.00	0.00	0.00	0.00	0.00	0.00	0.00	0.00
	2.30	0.00	0.00	0.00	0.00	0.00	0.00	0.00	0.00
	2.20	0.00	0.00	0.00	0.00	0.00	0.00	0.00	0.00
	2.10	0.00	0.00	0.00	0.00	0.00	0.00	0.00	0.00
	2.00	0.00	0.00	0.00	0.00	0.00	0.00	0.00	0.00
	2.00	0.00	0.00	-3.60	0.00	0.00	0.00	0.00	0.00
	1.88	0.00	0.00	-4.75	0.00	0.00	0.00	0.00	0.00
	1.75	0.00	0.00	-5.91	0.00	0.00	0.00	0.00	0.00
	1.63	0.00	0.00	-7.06	0.00	0.00	0.00	0.00	0.00
	1.50	0.00	0.00	-8.21	0.00	0.00	0.00	0.00	0.00
	1.50	0.00	0.00	-8.21	0.00	0.00	0.00	0.00	-7.23
	1.31	0.00	0.00	-9.95	0.00	0.00	0.00	0.00	-8.46
	1.13	0.00	0.00	-11.68	0.00	0.00	0.00	0.00	-9.81
	0.94	0.00	0.00	-13.41	0.00	0.00	0.00	0.00	-11.01
	0.75	0.00	0.00	-15.14	0.00	0.00	0.00	0.00	-12.13
	0.75	0.00	0.00	-15.14	0.00	0.00	0.00	0.00	-12.13
	0.56	0.00	0.00	-16.87	0.00	0.00	0.00	0.00	-13.47
	0.38	0.00	0.00	-18.60	0.00	0.00	0.00	0.00	-14.73
	0.19	0.00	0.00	-20.33	0.00	0.00	0.00	0.00	-15.97
	0.00	0.00	0.00	-22.06	0.00	0.00	0.00	0.00	-17.25
	0.00	0.00	0.00	-22.06	0.00	0.00	0.00	0.00	-17.25
	-0.25	-2.50	0.00	-24.38	0.00	-2.50	-2.50	-2.50	-18.94
	-0.50	-5.00	0.00	-26.71	0.00	-5.00	-5.00	-5.00	-20.68
	-0.75	-7.50	0.00	-29.03	0.00	-7.50	-7.50	-7.50	-22.44
	-1.00	-10.00	0.00	-31.36	0.00	-10.00	-10.00	-10.00	-24.10
	-1.00	-10.00	0.00	-31.36	0.00	-10.00	-10.00	-10.00	-24.10
	-1.28	-12.75	0.00	-33.92	0.00	-12.75	-12.75	-12.75	-25.90
	-1.55	-15.50	0.00	-36.47	0.00	-15.50	-15.50	-15.50	-27.59
	-1.83	-18.25	0.00	-39.03	0.00	-18.25	-18.25	-18.25	-29.35
	-2.10	-21.00	0.00	-41.59	0.00	-21.00	-21.00	-21.00	-31.15
	-2.10	-21.00	0.00	-41.59	0.00	-21.00	-21.00	-21.00	-31.15
	-2.33	-23.25	0.00	-43.68	0.00	-23.25	-20.92	-23.25	-32.68
	-2.55	-25.50	0.00	-45.77	0.00	-25.50	-20.84	-25.50	-34.21
	-2.78	-27.75	0.00	-47.87	0.00	-27.75	-20.76	-27.75	-35.80
	-3.00	-30.00	0.00	-49.96	0.00	-30.00	-20.68	-30.00	-37.30
	-3.00	-30.00	0.00	-49.96	0.00	-30.00	-20.68	-30.00	-37.30
	-3.23	-32.32	-2.32	-52.12	-2.32	-32.32	-22.93	-32.32	-40.28
	-3.46	-34.64	-4.64	-54.28	-4.64	-34.64	-25.17	-34.64	-43.20
	-3.70	-36.96	-6.96	-56.44	-6.96	-36.96	-27.41	-36.96	-46.04
	-3.93	-39.29	-9.29	-58.60	-9.29	-39.29	-29.65	-39.29	-48.83
	-3.93	-39.29	-9.29	-58.60	-9.29	-39.29	-29.65	-39.29	-48.83
	-4.16	-41.61	-11.61	-60.75	-11.61	-41.61	-31.89	-41.61	-51.55



Autorità Portuale di Taranto

Interventi per il dragaggio di 2,3 M m³ di sedimenti in area Molo Polisettoriale e per la realizzazione di un primo lotto della cassa di colmanta funzionale all'ampliamento del V Sporgente del Porto di Taranto

Allegati alla relazione di calcolo strutturale allineamento "BC"

Data 05/2016
Rev. B
c.d.c.: C296A
514B



-4.39	-43.93	-13.93	-62.91	-13.93	-43.93	-34.13	-43.93	-54.25
-4.63	-46.25	-16.25	-65.07	-16.25	-46.25	-36.37	-46.25	-56.92
-4.86	-48.57	-18.57	-67.23	-18.57	-48.57	-38.61	-48.57	-59.64
-4.86	-48.57	-18.57	-67.23	-18.57	-48.57	-38.61	-48.57	-59.64
-5.09	-50.89	-20.89	-69.39	-20.89	-50.89	-40.85	-50.89	-62.37
-5.32	-53.21	-23.21	-71.55	-23.21	-53.21	-43.09	-53.21	-65.08
-5.55	-55.54	-25.54	-73.71	-25.54	-55.54	-45.33	-55.54	-67.78
-5.79	-57.86	-27.86	-75.87	-27.86	-57.86	-47.57	-57.86	-70.48
-5.79	-57.86	-27.86	-75.87	-27.86	-57.86	-47.57	-57.86	-70.48
-6.02	-60.18	-30.18	-78.03	-30.18	-60.18	-49.81	-60.18	-73.21
-6.25	-62.50	-32.50	-80.18	-32.50	-62.50	-52.05	-62.50	-75.99
-6.48	-64.82	-34.82	-82.34	-34.82	-64.82	-54.29	-64.82	-78.95
-6.71	-67.14	-37.14	-84.50	-37.14	-67.14	-56.53	-67.14	-81.94
-6.71	-67.14	-37.14	-84.50	-37.14	-67.14	-56.53	-67.14	-81.94
-6.95	-69.46	-39.46	-86.66	-39.46	-69.46	-58.77	-69.46	-85.20
-7.18	-71.79	-41.79	-88.82	-41.79	-71.79	-61.01	-71.79	-88.10
-7.41	-74.11	-44.11	-90.98	-44.11	-74.11	-63.25	-74.11	-90.97
-7.64	-76.43	-46.43	-93.14	-46.43	-76.43	-65.49	-76.43	-93.81
-7.64	-76.43	-46.43	-93.14	-46.43	-76.43	-65.49	-76.43	-93.81
-7.88	-78.75	-48.75	-95.30	-48.75	-78.75	-67.73	-78.75	-96.53
-8.11	-81.07	-51.07	-97.46	-51.07	-81.07	-69.97	-81.07	-99.20
-8.34	-83.39	-53.39	-99.61	-53.39	-83.39	-72.21	-83.39	-102.06
-8.57	-85.71	-55.71	-101.77	-55.71	-85.71	-74.45	-85.71	-104.53
-8.57	-85.71	-55.71	-101.77	-55.71	-85.71	-74.45	-85.71	-104.53
-8.80	-88.04	-58.04	-103.93	-58.04	-88.04	-76.69	-88.04	-107.66
-9.04	-90.36	-60.36	-106.09	-60.36	-90.36	-78.93	-90.36	-105.58
-9.27	-92.68	-62.68	-108.25	-62.68	-92.68	-81.17	-92.68	-102.94
-9.50	-95.00	-65.00	-110.41	-65.00	-95.00	-83.41	-95.00	-145.78
-9.50	-79.40	-86.23	-68.78	-96.72	-103.25	-48.32	-136.88	-240.66
-9.74	-74.24	-96.16	-56.31	-104.63	-108.56	-51.57	-133.55	-221.34
-9.98	-79.87	-110.38	-64.72	-112.06	-115.67	-55.68	-135.12	-219.69
-10.23	-84.37	-113.53	-68.61	-123.58	-121.71	-61.98	-141.38	-221.05
-10.47	-86.99	-118.46	-72.79	-135.92	-125.86	-64.73	-148.78	-216.31
-10.47	-88.06	-119.08	-75.07	-137.27	-126.64	-65.07	-152.32	-212.13
-10.71	-92.18	-123.29	-78.75	-144.56	-129.07	-71.58	-158.48	-210.07
-10.95	-95.16	-128.67	-82.03	-152.17	-130.23	-78.69	-164.85	-207.82
-11.20	-99.33	-136.13	-85.28	-159.66	-133.41	-87.29	-172.18	-209.38
-11.44	-103.75	-143.07	-88.60	-167.35	-136.32	-96.08	-179.94	-209.13
-11.44	-104.28	-142.24	-88.73	-168.20	-136.57	-96.14	-181.00	-206.59
-11.68	-108.85	-148.51	-92.16	-175.27	-139.42	-104.96	-188.59	-206.23
-11.92	-113.03	-154.86	-95.62	-182.51	-142.25	-113.39	-195.30	-205.93
-12.16	-117.19	-160.81	-98.90	-189.59	-145.01	-121.49	-201.14	-206.28
-12.41	-121.95	-166.65	-102.55	-196.87	-148.46	-129.64	-207.51	-206.30
-12.41	-122.63	-166.38	-102.83	-197.11	-148.48	-129.84	-208.41	-205.16
-12.65	-127.38	-172.36	-106.65	-204.39	-151.41	-138.05	-213.95	-204.69
-12.89	-131.83	-178.44	-110.39	-211.34	-154.59	-146.03	-219.49	-205.33
-13.13	-136.42	-184.21	-114.38	-218.62	-157.95	-153.71	-224.86	-206.23
-13.37	-141.12	-189.93	-118.41	-225.69	-161.18	-161.45	-230.54	-206.41
-13.38	-141.53	-189.50	-118.51	-225.58	-161.25	-161.80	-230.94	-204.22
-13.62	-146.87	-195.16	-122.46	-232.18	-165.06	-169.47	-236.36	-204.51



Autorità Portuale di Taranto

Interventi per il dragaggio di 2,3 M m³ di sedimenti in area Molo Polisettoriale e per la realizzazione di un primo lotto della cassa di colmata funzionale all'ampliamento del V Sporgente del Porto di Taranto

Allegati alla relazione di calcolo strutturale allineamento "BC"

Data 05/2016
Rev. B
c.d.c.: C296A
514B

-13.86	-151.69	-201.08	-126.71	-237.89	-168.68	-177.07	-241.54	-205.56
-14.10	-156.57	-206.71	-131.12	-243.30	-172.39	-184.36	-246.63	-206.41
-14.34	-161.85	-212.04	-136.00	-248.18	-176.29	-191.52	-251.77	-207.06
-14.34	-163.11	-211.61	-137.08	-247.68	-176.79	-191.47	-252.55	-206.00
-14.59	-168.82	-216.88	-142.57	-252.81	-181.07	-198.53	-257.60	-205.92
-14.83	-173.95	-222.09	-147.44	-257.86	-185.11	-205.27	-262.31	-206.79
-15.07	-179.25	-227.23	-152.39	-263.01	-189.36	-211.90	-267.11	-208.61
-15.31	-185.03	-232.33	-157.56	-268.05	-193.87	-218.51	-272.02	-209.29
-15.31	-185.69	-231.01	-158.19	-266.35	-194.21	-217.95	-272.27	-207.59
-15.55	-192.07	-235.63	-164.10	-271.23	-199.29	-224.06	-277.04	-207.68
-15.80	-197.75	-241.12	-169.10	-276.55	-203.96	-230.72	-281.57	-208.11
-16.04	-203.66	-245.76	-174.16	-281.21	-208.94	-236.65	-286.36	-209.29
-16.28	-210.34	-249.71	-179.79	-285.69	-214.48	-242.07	-291.16	-210.39
-16.28	-212.00	-248.98	-181.00	-285.13	-215.58	-241.63	-291.58	-209.70
-16.52	-219.48	-251.49	-187.13	-289.57	-221.82	-245.67	-296.53	-209.78
-16.77	-226.22	-254.66	-192.59	-294.61	-227.59	-250.19	-301.26	-210.48
-17.01	-233.30	-255.87	-198.23	-298.26	-233.73	-252.98	-306.41	-211.13
-17.25	-241.33	-255.74	-204.46	-301.29	-240.72	-254.68	-311.77	-211.03
-17.25	-242.43	-252.21	-205.29	-299.55	-241.57	-251.81	-312.15	-208.82
-17.49	-250.89	-250.65	-212.32	-302.29	-249.00	-251.86	-317.52	-209.49
-17.73	-258.46	-249.31	-218.32	-305.85	-255.82	-251.54	-322.70	-211.40
-17.98	-265.96	-248.14	-224.53	-309.87	-262.67	-251.12	-328.09	-215.93
-18.22	-274.38	-246.05	-231.55	-313.74	-270.43	-249.96	-333.65	-224.17
-18.22	-276.66	-244.00	-233.40	-313.28	-272.44	-248.03	-334.48	-226.07
-18.46	-284.48	-242.59	-240.86	-316.64	-279.64	-247.51	-339.72	-242.47
-18.70	-291.63	-242.93	-247.56	-321.08	-286.31	-248.72	-344.89	-256.41
-18.95	-298.73	-243.65	-254.51	-323.71	-292.95	-250.29	-350.07	-269.64
-19.19	-306.36	-243.83	-262.47	-325.71	-300.13	-251.42	-355.55	-283.67
-19.19	-307.27	-240.62	-263.60	-323.24	-300.96	-248.58	-355.91	-286.81
-19.43	-314.60	-241.21	-272.47	-324.79	-307.82	-250.06	-360.96	-300.48
-19.67	-321.19	-243.03	-280.36	-325.48	-314.07	-252.61	-365.85	-312.61
-19.91	-327.70	-245.14	-288.70	-323.48	-320.26	-255.41	-370.88	-324.47
-20.16	-334.35	-246.75	-298.49	-318.70	-326.63	-257.77	-375.94	-336.68
-20.16	-335.35	-245.54	-301.80	-314.68	-327.63	-256.71	-376.46	-337.80
-20.40	-341.95	-247.39	-313.20	-306.13	-333.95	-259.25	-381.69	-350.16
-20.64	-347.89	-250.39	-323.63	-298.52	-339.68	-262.79	-386.36	-361.24
-20.88	-353.72	-253.68	-334.19	-291.90	-345.32	-266.56	-390.94	-372.20
-21.12	-359.62	-256.75	-345.10	-284.75	-351.09	-270.13	-395.76	-383.44
-21.13	-360.11	-254.86	-346.85	-278.55	-351.57	-268.45	-396.05	-385.10
-21.37	-366.07	-258.32	-357.58	-274.10	-357.37	-272.33	-400.41	-396.53
-21.61	-371.46	-262.57	-366.23	-272.21	-362.65	-276.90	-403.98	-407.02
-21.85	-376.75	-267.12	-374.43	-271.19	-367.86	-281.71	-407.76	-417.48
-22.09	-382.00	-271.63	-382.57	-269.69	-373.08	-286.49	-411.13	-428.19
-22.09	-382.92	-271.18	-385.08	-268.00	-373.98	-286.06	-411.28	-428.84
-22.34	-388.14	-275.99	-392.72	-267.59	-379.16	-291.07	-414.78	-439.81
-22.58	-393.02	-281.50	-399.43	-269.17	-384.00	-296.71	-418.12	-450.02
-22.82	-397.84	-287.28	-405.88	-271.44	-388.80	-302.59	-421.39	-460.25
-23.06	-402.58	-293.32	-412.29	-273.82	-393.58	-308.67	-424.46	-470.66
-23.06	-402.71	-293.95	-412.78	-273.71	-393.73	-309.16	-424.02	-471.54
-23.30	-407.50	-300.32	-419.04	-277.10	-398.53	-315.54	-427.37	-482.27

**Autorità Portuale di Taranto**

Interventi per il dragaggio di 2,3 M m³ di sedimenti in area Molo Polisettoriale e per la realizzazione di un primo lotto della cassa di colmata funzionale all'ampliamento del V Sporgente del Porto di Taranto

Allegati alla relazione di calcolo strutturale allineamento "BC"

Data 05/2016
Rev. B
c.d.c.: C296A
514B



-23.55	-412.02	-307.18	-424.62	-281.92	-403.07	-322.37	-430.76	-492.54
-23.79	-416.54	-314.34	-430.08	-287.50	-407.60	-329.47	-434.92	-503.07
-24.03	-421.02	-322.12	-435.54	-294.13	-412.13	-337.13	-439.72	-514.28
-24.03	-420.68	-322.33	-435.59	-294.22	-411.83	-337.26	-439.03	-514.42
-24.27	-425.85	-330.65	-441.52	-303.15	-417.09	-345.47	-442.77	-527.29
-24.52	-430.51	-338.43	-446.69	-310.42	-421.92	-353.20	-450.86	-539.08
-24.76	-436.13	-346.14	-452.72	-318.84	-427.86	-361.10	-467.91	-555.16
-25.00	-448.33	-359.08	-465.36	-331.12	-440.52	-373.97	-520.85	-581.04
-25.00	-374.71	-432.27	-381.07	-414.59	-372.67	-438.74	-437.04	-516.95
-25.25	-346.10	-493.76	-349.20	-484.22	-345.44	-495.68	-381.33	-516.06
-25.50	-350.77	-498.30	-354.19	-491.44	-350.06	-500.37	-384.00	-522.29
-25.75	-353.95	-504.55	-357.51	-499.31	-353.20	-506.60	-384.07	-528.33
-26.00	-356.86	-511.12	-360.41	-505.91	-356.09	-513.15	-384.85	-533.99
-26.00	-356.86	-511.12	-360.41	-505.91	-356.09	-513.15	-384.85	-533.99
-26.25	-359.26	-518.69	-362.65	-513.53	-358.53	-520.62	-385.70	-539.63
-26.50	-361.39	-526.84	-364.51	-521.93	-360.74	-528.63	-387.17	-544.68
-26.75	-358.10	-537.94	-360.57	-533.73	-357.67	-539.39	-381.48	-549.34
-27.00	-371.69	-404.26	-380.93	-381.78	-372.47	-409.34	-440.23	-387.87
-27.00	-666.68	-263.06	-688.39	-219.12	-665.34	-274.97	-763.43	-293.57
-27.25	-643.11	-298.73	-667.68	-256.06	-639.72	-310.92	-705.23	-356.37
-27.50	-645.73	-335.62	-672.10	-292.34	-641.25	-348.16	-703.06	-412.61
-27.75	-650.35	-364.36	-677.55	-321.34	-645.34	-376.95	-697.02	-456.04
-28.00	-658.02	-395.63	-686.21	-353.54	-652.47	-408.14	-697.46	-500.19
-28.00	-661.13	-401.04	-689.20	-359.78	-655.66	-413.34	-701.76	-508.15
-28.25	-663.31	-428.06	-690.95	-388.09	-657.73	-440.10	-693.36	-544.99
-28.50	-677.36	-451.14	-704.73	-412.36	-671.74	-462.93	-709.82	-575.27
-28.75	-684.96	-473.06	-711.66	-435.61	-679.42	-484.55	-710.92	-602.38
-29.00	-690.86	-496.35	-716.66	-460.70	-685.44	-507.39	-716.71	-629.18
-29.00	-689.74	-502.77	-715.09	-467.81	-684.44	-513.62	-715.32	-636.75
-29.25	-697.40	-524.61	-721.80	-491.38	-692.29	-535.03	-723.19	-661.03
-29.50	-703.84	-544.16	-727.29	-512.40	-698.92	-554.21	-729.37	-682.34
-29.75	-710.53	-563.13	-732.99	-532.86	-705.81	-572.81	-735.53	-702.26
-30.00	-717.26	-583.42	-738.48	-555.01	-712.82	-592.62	-741.18	-722.10
-30.00	-716.84	-585.94	-737.75	-557.96	-712.49	-595.02	-740.76	-724.23
-30.25	-723.71	-605.20	-743.39	-578.93	-719.64	-613.83	-748.12	-743.06
-30.50	-730.67	-622.46	-749.30	-597.60	-726.84	-630.75	-755.64	-759.88
-30.75	-737.54	-639.17	-755.12	-615.67	-733.95	-647.10	-762.22	-775.69
-31.00	-744.10	-656.73	-760.46	-634.86	-740.80	-664.24	-768.92	-791.45
-31.00	-742.89	-660.53	-758.62	-639.34	-739.76	-667.85	-767.90	-794.19
-31.25	-749.26	-677.03	-763.82	-657.32	-746.40	-683.97	-774.67	-808.97
-31.50	-756.22	-692.13	-769.80	-673.63	-753.59	-698.76	-782.28	-822.71
-31.75	-763.16	-706.75	-775.78	-689.42	-760.76	-713.08	-790.02	-835.75
-32.00	-769.69	-721.86	-781.19	-705.89	-767.55	-727.85	-797.49	-848.55
-32.00	-769.13	-723.21	-780.36	-707.55	-767.07	-729.12	-797.17	-849.19
-32.25	-775.44	-737.50	-785.61	-723.09	-773.62	-743.09	-804.36	-861.32
-32.50	-782.07	-750.54	-791.39	-737.13	-780.46	-755.89	-811.73	-872.68
-32.75	-788.74	-762.97	-797.25	-750.52	-787.31	-768.09	-819.29	-883.30
-33.00	-795.16	-775.58	-802.72	-764.21	-793.95	-780.44	-826.90	-893.64
-33.00	-794.10	-776.95	-801.21	-766.02	-793.01	-781.68	-826.47	-893.72
-33.25	-800.45	-788.66	-806.70	-778.69	-799.57	-793.17	-834.32	-903.35



Autorità Portuale di Taranto

Interventi per il dragaggio di 2,3 M m³ di sedimenti in area Molo Polisettoriale e per la realizzazione di un primo lotto della cassa di colmata funzionale all'ampliamento del V Sporgente del Porto di Taranto

Allegati alla relazione di calcolo strutturale allineamento "BC"

Data 05/2016
Rev. B
c.d.c.: C296A
514B

-33.50	-807.08	-799.44	-812.60	-790.24	-806.35	-803.77	-842.14	-912.43
-33.75	-813.60	-809.72	-818.44	-801.22	-813.02	-813.86	-849.81	-920.97
-34.00	-819.73	-819.97	-823.77	-812.25	-819.33	-823.90	-857.33	-929.21
-34.00	-819.12	-820.40	-822.96	-812.83	-818.77	-824.28	-857.12	-929.19
-34.25	-825.04	-830.41	-828.10	-823.56	-824.86	-834.11	-864.63	-937.44
-34.50	-831.41	-839.91	-833.85	-833.61	-831.35	-843.46	-872.30	-945.60
-34.75	-837.64	-849.04	-839.48	-843.26	-837.70	-852.45	-879.90	-953.41
-35.00	-843.53	-858.06	-844.65	-852.82	-843.72	-861.31	-887.42	-961.07
-35.00	-842.34	-858.58	-843.07	-853.54	-842.62	-861.77	-887.18	-961.26
-35.25	-848.04	-867.89	-848.02	-863.29	-848.45	-870.95	-894.57	-969.70
-35.50	-854.08	-876.78	-853.44	-872.53	-854.60	-879.72	-902.11	-977.87
-35.75	-859.85	-885.66	-858.57	-881.72	-860.47	-888.50	-908.24	-986.18
-36.00	-864.90	-894.82	-862.80	-891.18	-865.64	-897.57	-912.71	-995.25
-36.00	-863.88	-895.28	-861.53	-891.70	-864.67	-898.03	-911.70	-996.07
-36.25	-867.50	-905.48	-864.16	-902.49	-868.44	-908.15	-914.73	-1006.70
-36.50	-872.32	-915.75	-868.16	-913.22	-873.36	-918.37	-919.02	-1017.52
-36.75	-877.27	-926.03	-872.28	-924.05	-878.40	-928.60	-923.55	-1028.45
-37.00	-875.26	-940.19	-868.78	-938.38	-876.60	-942.77	-921.35	-1044.94
-37.00	-869.34	-944.28	-861.90	-941.81	-870.84	-946.96	-915.76	-1051.93
-37.25	-872.21	-961.71	-863.19	-956.14	-873.84	-964.34	-917.64	-1073.44
-37.50	-854.95	-981.51	-843.67	-974.63	-856.82	-984.03	-897.87	-1097.06
-37.75	-812.51	-1023.22	-797.86	-1019.93	-814.61	-1025.53	-848.71	-1145.14
-38.00	-728.82	-1110.33	-707.84	-1100.79	-731.45	-1112.70	-754.06	-1253.52

**Autorità Portuale di Taranto**

Interventi per il dragaggio di 2,3 M m³ di sedimenti in area Molo Polisettoriale e per la realizzazione di un primo lotto della cassa di colmata funzionale all'ampliamento del V Sporgente del Porto di Taranto

Allegati alla relazione di calcolo strutturale allineamento "BC"

Data 05/2016
Rev. B
c.d.c.: C296A
514B



6		7		8		11		12	
Mare [kPa]	Vasca [kPa]	Mare [kPa]	Vasca [kPa]	Mare [kPa]	Vasca [kPa]	Mare [kPa]	Vasca [kPa]	Mare [kPa]	Vasca [kPa]
0.00	0.00	0.00	0.00	0.00	0.00	0.00	0.00	0.00	0.00
0.00	0.00	0.00	0.00	0.00	0.00	0.00	0.00	0.00	0.00
0.00	0.00	0.00	0.00	0.00	0.00	0.00	0.00	0.00	0.00
0.00	0.00	0.00	0.00	0.00	0.00	0.00	0.00	0.00	0.00
0.00	0.00	0.00	0.00	0.00	0.00	0.00	0.00	0.00	0.00
0.00	0.00	0.00	0.00	0.00	0.00	0.00	0.00	0.00	0.00
0.00	0.00	0.00	0.00	0.00	0.00	0.00	0.00	0.00	0.00
0.00	0.00	0.00	0.00	0.00	0.00	0.00	0.00	0.00	0.00
0.00	0.00	0.00	0.00	0.00	0.00	0.00	0.00	0.00	0.00
0.00	0.00	0.00	0.00	0.00	0.00	0.00	0.00	0.00	0.00
0.00	0.00	0.00	0.00	0.00	0.00	0.00	0.00	0.00	0.00
0.00	0.00	0.00	0.00	0.00	0.00	0.00	0.00	0.00	0.00
0.00	0.00	0.00	0.00	0.00	0.00	0.00	0.00	0.00	0.00
0.00	0.00	0.00	0.00	0.00	0.00	0.00	0.00	0.00	0.00
0.00	0.00	0.00	0.00	0.00	0.00	0.00	0.00	0.00	0.00
0.00	0.00	0.00	0.00	0.00	0.00	0.00	0.00	0.00	0.00
0.00	0.00	0.00	0.00	0.00	0.00	0.00	0.00	0.00	0.00
0.00	0.00	0.00	0.00	0.00	0.00	0.00	0.00	0.00	0.00
0.00	0.00	0.00	0.00	0.00	0.00	0.00	0.00	0.00	0.00
-3.60	0.00	0.00	0.00	0.00	0.00	0.00	0.00	-20.01	0.00
-4.75	0.00	0.00	0.00	0.00	0.00	0.00	0.00	-21.11	0.00
-5.91	0.00	0.00	0.00	0.00	0.00	0.00	0.00	-22.20	0.00
-7.06	0.00	0.00	0.00	0.00	0.00	0.00	0.00	-23.29	0.00
-8.21	0.00	0.00	0.00	0.00	0.00	0.00	0.00	-24.38	0.00
-8.21	-17.53	0.00	-3.22	0.00	-5.64	0.00	-7.05	-24.38	-6.17
-9.95	-18.26	0.00	-4.31	0.00	-6.44	0.00	-11.89	-26.02	-13.10
-11.68	-18.75	0.00	-5.58	0.00	-7.87	0.00	-19.26	-27.66	-24.03
-13.41	-18.36	0.00	-6.73	0.00	-8.50	0.00	-20.07	-29.30	-28.89
-15.14	-18.25	0.00	-7.86	0.00	-9.29	0.00	-18.99	-30.94	-30.42
-15.14	-18.25	0.00	-7.86	0.00	-9.29	0.00	-18.99	-30.94	-30.42
-16.87	-18.62	0.00	-9.19	0.00	-10.81	0.00	-19.10	-32.58	-29.83
-18.60	-19.10	0.00	-10.41	0.00	-11.72	0.00	-18.94	-34.22	-28.73
-20.33	-19.73	0.00	-11.63	0.00	-12.51	0.00	-18.95	-35.86	-27.89
-22.06	-20.48	0.00	-12.89	0.00	-13.40	0.00	-19.20	-37.49	-27.44
-22.06	-20.48	0.00	-12.89	0.00	-13.40	0.00	-19.20	-37.49	-27.44
-24.38	-21.58	-2.50	-17.08	-2.50	-16.54	-2.50	-21.68	-39.68	-29.20
-26.71	-22.83	-5.00	-21.31	-5.00	-19.51	-5.00	-24.09	-41.87	-31.04
-29.03	-24.19	-7.50	-25.61	-7.50	-22.99	-7.50	-27.14	-44.06	-33.65
-31.36	-25.50	-10.00	-29.81	-10.00	-26.26	-10.00	-30.08	-46.24	-36.23
-31.36	-25.50	-10.00	-29.81	-10.00	-26.26	-10.00	-30.08	-46.24	-36.23
-33.92	-26.95	-12.75	-34.41	-12.75	-29.74	-12.75	-33.19	-48.65	-38.99
-36.47	-28.35	-15.50	-38.90	-15.50	-33.14	-15.50	-36.28	-51.06	-41.78
-39.03	-29.85	-18.25	-43.43	-18.25	-36.50	-18.25	-39.35	-53.46	-44.60
-41.59	-31.42	-21.00	-47.95	-21.00	-39.76	-21.00	-42.36	-55.87	-47.39
-41.59	-31.42	-21.00	-47.95	-21.00	-39.76	-21.00	-42.36	-55.87	-47.39
-43.68	-32.78	-23.25	-49.36	-23.25	-42.35	-23.25	-44.73	-57.84	-49.61
-45.77	-34.15	-25.50	-50.75	-25.50	-44.86	-25.50	-47.02	-59.81	-51.75
-47.87	-35.60	-27.75	-52.21	-27.75	-47.50	-27.75	-49.45	-61.78	-54.06
-49.96	-36.97	-30.00	-53.61	-30.00	-50.32	-30.00	-52.10	-63.74	-56.59
-49.96	-36.97	-30.00	-53.61	-30.00	-50.32	-30.00	-52.10	-63.74	-56.59
-52.12	-39.84	-32.32	-56.48	-32.32	-53.21	-32.32	-54.81	-65.78	-59.19
-54.28	-42.64	-34.64	-59.29	-34.64	-56.02	-34.64	-57.44	-67.81	-61.72
-56.44	-45.38	-36.96	-62.03	-36.96	-58.89	-36.96	-60.14	-69.84	-64.33
-58.60	-48.09	-39.29	-64.76	-39.29	-61.84	-39.29	-62.91	-71.87	-67.03
-58.60	-48.09	-39.29	-64.76	-39.29	-61.84	-39.29	-62.91	-71.87	-67.03



Autorità Portuale di Taranto
 Interventi per il dragaggio di 2,3 M m³ di sedimenti in area Molo Polisettoriale e per la realizzazione di un primo lotto della cassa di colmanta funzionale all'ampliamento del V Sporgente del Porto di Taranto

Allegati alla relazione di calcolo strutturale allineamento "BC"

Data 05/2016
 Rev. B
 c.d.c.: C296A
 514B

-60.75	-50.73	-41.61	-67.42	-41.61	-64.89	-41.61	-65.82	-73.90	-69.87
-62.91	-53.36	-43.93	-70.09	-43.93	-68.01	-43.93	-68.81	-75.93	-72.80
-65.07	-55.96	-46.25	-72.72	-46.25	-71.12	-46.25	-71.78	-77.96	-75.72
-67.23	-58.63	-48.57	-75.39	-48.57	-74.08	-48.57	-74.62	-79.99	-78.52
-67.23	-58.63	-48.57	-75.39	-48.57	-74.08	-48.57	-74.62	-79.99	-78.52
-69.39	-61.32	-50.89	-78.06	-50.89	-77.04	-50.89	-77.45	-82.03	-81.31
-71.55	-64.00	-53.21	-80.72	-53.21	-79.99	-53.21	-80.27	-84.06	-84.10
-73.71	-66.67	-55.54	-83.34	-55.54	-82.81	-55.54	-82.95	-86.09	-86.76
-75.87	-69.36	-57.86	-85.95	-57.86	-85.51	-57.86	-85.50	-88.12	-89.30
-75.87	-69.36	-57.86	-85.95	-57.86	-85.51	-57.86	-85.50	-88.12	-89.30
-78.03	-72.09	-60.18	-88.54	-60.18	-88.07	-60.18	-87.90	-90.15	-91.69
-80.18	-74.88	-62.50	-91.15	-62.50	-90.50	-62.50	-90.16	-92.18	-93.96
-82.34	-77.86	-64.82	-93.80	-64.82	-93.03	-64.82	-92.55	-94.21	-96.35
-84.50	-80.88	-67.14	-96.77	-67.14	-96.37	-67.14	-95.75	-96.24	-99.57
-84.50	-80.88	-67.14	-96.77	-67.14	-96.37	-67.14	-95.75	-96.24	-99.57
-86.66	-84.21	-69.46	-98.93	-69.46	-97.23	-69.46	-96.48	-98.28	-100.33
-88.82	-87.19	-71.79	-101.59	-71.79	-99.61	-71.79	-98.74	-100.31	-102.62
-90.98	-90.17	-74.11	-104.62	-74.11	-102.70	-74.11	-101.74	-102.34	-105.66
-93.14	-93.13	-76.43	-107.74	-76.43	-105.77	-76.43	-104.70	-104.37	-108.67
-93.14	-93.13	-76.43	-107.74	-76.43	-105.77	-76.43	-104.70	-104.37	-108.67
-95.30	-96.02	-78.75	-110.89	-78.75	-109.22	-78.75	-108.08	-106.40	-112.10
-97.46	-98.89	-81.07	-113.87	-81.07	-112.49	-81.07	-111.26	-108.43	-115.36
-99.61	-102.01	-83.39	-117.01	-83.39	-116.04	-83.39	-114.75	-110.46	-118.91
-101.77	-104.79	-85.71	-120.13	-85.71	-119.94	-85.71	-118.57	-112.49	-122.80
-101.77	-104.79	-85.71	-120.13	-85.71	-119.94	-85.71	-118.57	-112.49	-122.80
-103.93	-108.29	-88.04	-122.79	-88.04	-122.70	-88.04	-121.32	-114.53	-125.61
-106.09	-106.68	-90.36	-121.00	-90.36	-121.56	-90.36	-120.22	-116.56	-124.51
-108.25	-104.49	-92.68	-118.70	-92.68	-122.11	-92.68	-120.95	-118.59	-124.94
-110.41	-167.80	-95.00	-148.28	-95.00	-150.30	-95.00	-146.55	-120.62	-170.88
-48.53	-279.61	-143.96	-212.46	-150.17	-225.24	-152.54	-216.97	-64.38	-260.76
-65.27	-274.06	-138.30	-202.86	-144.86	-224.27	-148.57	-217.91	-84.16	-249.20
-74.24	-269.31	-137.88	-202.30	-143.65	-227.92	-147.14	-221.97	-93.44	-252.39
-83.75	-266.97	-144.01	-201.95	-148.72	-227.40	-151.53	-221.84	-101.99	-250.47
-95.29	-263.12	-151.26	-198.31	-155.46	-226.81	-157.93	-221.63	-112.49	-249.68
-100.84	-259.19	-154.77	-194.09	-159.03	-221.33	-161.55	-216.18	-116.57	-244.92
-111.63	-260.34	-160.34	-189.59	-163.62	-217.50	-165.50	-212.70	-124.13	-243.86
-120.63	-256.01	-167.15	-188.33	-170.50	-215.52	-172.34	-211.27	-132.11	-242.65
-130.06	-257.70	-173.97	-189.95	-176.77	-216.86	-178.24	-213.06	-139.25	-245.60
-140.65	-255.75	-181.41	-189.54	-183.89	-216.74	-185.08	-213.34	-147.43	-246.25
-142.36	-252.77	-182.39	-187.09	-184.75	-214.42	-185.94	-211.18	-148.61	-244.35
-152.32	-250.93	-189.43	-186.44	-191.58	-213.82	-192.79	-211.06	-156.62	-244.60
-159.87	-247.58	-196.46	-186.34	-197.55	-213.77	-198.34	-211.40	-162.77	-244.46
-166.78	-245.21	-202.71	-186.78	-205.14	-214.23	-205.74	-212.28	-169.91	-245.05
-174.53	-242.71	-209.00	-186.70	-212.04	-214.13	-212.91	-212.69	-177.10	-245.38
-176.19	-241.24	-210.07	-185.43	-213.36	-212.83	-214.00	-211.51	-178.24	-244.32
-183.36	-238.54	-216.27	-184.59	-219.99	-211.79	-220.59	-211.06	-184.47	-243.98
-190.07	-236.58	-222.22	-185.06	-226.34	-212.06	-226.81	-211.81	-190.35	-244.29
-196.68	-235.03	-227.89	-185.69	-232.37	-212.55	-232.91	-212.76	-196.18	-244.81
-203.83	-232.71	-233.91	-185.55	-238.85	-212.23	-239.62	-212.98	-202.67	-244.73
-204.59	-229.76	-234.36	-183.09	-239.36	-209.66	-240.19	-210.71	-203.24	-242.52
-211.67	-228.04	-240.01	-182.78	-245.38	-208.98	-246.53	-210.68	-209.53	-242.56

**Autorità Portuale di Taranto**

Interventi per il dragaggio di 2,3 M m³ di sedimenti in area Molo Polisettoriale e per la realizzazione di un primo lotto della cassa di colmata funzionale all'ampliamento del V Sporgente del Porto di Taranto

Allegati alla relazione di calcolo strutturale allineamento "BC"

Data 05/2016
Rev. B
c.d.c.: C296A
514B

-218.09	-226.84	-245.41	-183.43	-251.13	-209.25	-252.59	-211.44	-215.40	-242.78
-224.42	-225.48	-250.73	-184.07	-256.93	-209.59	-258.66	-212.25	-221.26	-243.05
-231.05	-223.84	-256.07	-184.47	-262.80	-209.60	-264.74	-212.85	-227.38	-243.23
-232.65	-222.34	-256.97	-183.29	-263.94	-208.30	-266.03	-211.72	-228.66	-242.08
-239.22	-220.17	-262.21	-183.10	-269.71	-207.55	-272.08	-211.59	-234.72	-241.66
-245.17	-218.97	-267.07	-184.07	-275.04	-208.04	-277.56	-212.52	-240.18	-241.92
-251.18	-218.90	-272.03	-185.81	-280.52	-209.22	-283.28	-214.16	-245.82	-243.03
-257.49	-217.51	-277.15	-186.44	-286.30	-209.34	-289.41	-214.83	-251.97	-243.08
-258.07	-214.82	-277.43	-184.72	-286.68	-207.31	-289.85	-213.15	-252.46	-241.26
-264.29	-213.21	-282.32	-185.17	-292.09	-207.31	-295.51	-213.85	-258.24	-241.65
-269.98	-211.87	-286.99	-185.96	-297.28	-207.93	-300.94	-214.93	-263.71	-241.95
-275.88	-211.42	-291.84	-187.53	-302.63	-209.30	-306.60	-216.83	-269.35	-243.23
-281.96	-210.68	-296.68	-189.06	-308.02	-210.28	-312.32	-218.51	-275.22	-244.21
-282.95	-209.63	-297.09	-188.42	-308.62	-209.23	-313.06	-217.66	-276.11	-243.27
-289.16	-208.06	-302.00	-188.95	-314.01	-209.06	-318.77	-218.32	-281.98	-243.32
-294.95	-207.30	-306.61	-190.05	-318.98	-209.92	-324.03	-219.76	-287.37	-243.99
-301.08	-206.52	-311.60	-190.83	-324.29	-210.83	-329.63	-221.28	-293.05	-244.71
-307.55	-204.81	-316.72	-191.30	-329.76	-211.05	-335.46	-222.32	-299.08	-244.93
-308.19	-202.06	-317.04	-189.19	-330.11	-208.88	-335.87	-220.63	-299.57	-242.98
-314.69	-200.96	-322.11	-189.33	-335.43	-208.26	-341.51	-221.02	-305.48	-242.73
-320.76	-201.35	-327.02	-190.24	-340.52	-208.06	-346.90	-221.53	-311.05	-242.35
-326.98	-204.49	-332.10	-190.76	-345.79	-208.48	-352.51	-222.69	-316.78	-242.71
-333.44	-211.68	-337.27	-189.86	-351.11	-208.96	-358.21	-224.05	-322.76	-243.15
-334.70	-213.49	-337.90	-187.41	-351.75	-208.20	-359.01	-223.48	-323.74	-242.42
-340.83	-228.81	-342.80	-186.90	-356.85	-208.19	-364.55	-224.44	-329.58	-242.54
-346.70	-241.86	-347.65	-184.54	-361.79	-208.96	-369.84	-225.82	-335.09	-242.99
-352.54	-254.13	-352.51	-193.33	-366.78	-210.39	-375.27	-228.14	-340.71	-244.47
-358.71	-267.22	-357.61	-206.21	-372.01	-210.72	-381.03	-229.52	-346.77	-244.85
-359.22	-269.91	-357.88	-215.04	-372.28	-208.63	-381.39	-228.09	-347.24	-242.96
-364.95	-282.39	-362.61	-239.30	-377.17	-208.89	-386.84	-229.64	-353.05	-243.64
-370.37	-293.48	-367.24	-259.41	-381.94	-209.68	-392.10	-231.26	-358.56	-244.30
-375.88	-304.35	-371.99	-278.38	-386.83	-210.72	-397.57	-233.18	-364.22	-245.26
-381.43	-315.63	-376.76	-297.97	-391.78	-211.69	-403.16	-235.17	-370.16	-246.12
-382.05	-316.57	-377.21	-300.75	-392.26	-210.62	-403.87	-234.39	-371.13	-245.08
-387.77	-327.88	-382.12	-320.02	-397.24	-212.39	-409.49	-236.95	-377.12	-246.53
-392.80	-338.10	-386.62	-336.00	-401.96	-213.31	-414.81	-238.46	-382.70	-246.90
-397.70	-348.25	-391.07	-351.42	-406.70	-218.82	-420.24	-244.50	-388.38	-252.07
-402.81	-358.77	-395.81	-367.47	-411.76	-226.26	-426.10	-251.15	-394.62	-257.54
-403.16	-360.16	-396.17	-371.32	-412.09	-231.38	-426.57	-255.31	-395.21	-261.11
-407.86	-370.87	-400.90	-387.38	-417.03	-258.49	-432.34	-280.38	-401.40	-284.79
-411.64	-380.74	-404.65	-401.33	-421.50	-284.43	-437.59	-306.39	-406.95	-310.28
-415.60	-390.64	-408.69	-414.95	-426.24	-312.86	-443.29	-335.39	-412.87	-338.75
-419.12	-400.91	-412.10	-428.91	-431.15	-341.98	-449.19	-364.25	-419.17	-366.80
-419.39	-401.54	-412.31	-430.28	-431.89	-347.67	-450.35	-370.08	-420.63	-372.32
-423.05	-412.08	-415.86	-444.53	-436.89	-377.55	-456.40	-399.83	-427.10	-400.70
-426.49	-421.94	-419.15	-457.10	-441.93	-400.81	-462.40	-423.18	-433.38	-423.14
-429.82	-431.89	-422.32	-469.48	-446.82	-423.01	-468.41	-445.51	-439.64	-444.49
-432.95	-442.12	-425.28	-482.07	-452.20	-446.43	-475.21	-469.11	-446.85	-466.95
-432.50	-443.26	-424.87	-483.48	-452.49	-452.50	-475.88	-475.71	-447.69	-472.88
-435.88	-453.83	-428.02	-496.30	-458.25	-476.10	-482.81	-499.92	-455.04	-495.43

**Autorità Portuale di Taranto**

Interventi per il dragaggio di 2,3 M m³ di sedimenti in area Molo Polisettoriale e per la realizzazione di un primo lotto della cassa di colmata funzionale all'ampliamento del V Sporgente del Porto di Taranto

Allegati alla relazione di calcolo strutturale allineamento "BC"

Data 05/2016
Rev. B
c.d.c.: C296A
514B

-439.25	-463.98	-431.25	-508.09	-463.53	-495.76	-489.66	-520.31	-462.15	-514.44
-443.43	-474.41	-435.11	-519.94	-470.09	-514.95	-497.07	-540.28	-469.73	-532.90
-448.26	-485.62	-439.67	-532.38	-478.58	-535.33	-508.26	-561.70	-481.02	-552.53
-447.57	-485.88	-438.87	-533.35	-480.69	-542.02	-511.96	-570.12	-484.79	-560.14
-451.17	-498.65	-442.64	-547.15	-485.94	-563.59	-514.02	-593.40	-487.52	-580.82
-459.01	-510.28	-450.70	-559.74	-494.45	-582.41	-522.10	-613.54	-497.76	-598.76
-475.69	-525.62	-468.92	-576.52	-526.71	-604.17	-571.31	-636.75	-544.35	-619.23
-527.63	-551.48	-528.05	-603.60	-671.64	-646.87	-851.34	-684.00	-807.90	-663.80
-437.75	-505.02	-443.47	-524.15	-545.67	-537.05	-691.34	-545.86	-659.71	-539.21
-381.19	-512.42	-384.32	-518.17	-433.50	-540.24	-525.76	-541.77	-514.37	-539.92
-383.92	-518.42	-386.37	-524.76	-432.25	-546.94	-515.63	-548.52	-503.44	-546.83
-384.06	-524.47	-385.76	-530.97	-425.86	-553.68	-498.61	-555.40	-486.74	-553.89
-384.84	-530.22	-386.02	-536.70	-421.54	-559.58	-487.00	-561.35	-475.50	-560.05
-384.84	-530.22	-386.02	-536.70	-421.54	-559.58	-487.00	-561.36	-475.50	-560.05
-385.64	-536.08	-386.47	-542.33	-417.67	-565.32	-474.13	-566.94	-463.20	-565.87
-386.99	-541.45	-387.63	-547.31	-415.22	-570.32	-463.07	-572.13	-452.76	-571.39
-381.08	-546.83	-381.70	-551.61	-403.80	-575.14	-439.15	-577.52	-430.21	-577.33
-433.57	-381.50	-438.18	-396.12	-467.91	-409.55	-510.74	-422.46	-453.98	-429.11
-755.10	-275.78	-757.56	-312.86	-797.52	-319.94	-856.58	-344.66	-764.53	-342.53
-701.75	-338.93	-698.65	-377.59	-714.24	-337.05	-719.67	-362.47	-665.17	-340.71
-702.23	-393.83	-696.70	-436.12	-714.14	-409.44	-704.44	-418.29	-668.59	-384.29
-697.59	-436.41	-690.82	-480.76	-707.99	-474.09	-704.64	-480.52	-680.09	-436.14
-699.44	-480.07	-691.19	-525.02	-709.82	-532.05	-707.72	-541.18	-695.21	-486.24
-703.61	-488.20	-695.29	-532.77	-713.14	-542.85	-713.61	-561.18	-703.21	-504.37
-695.91	-524.86	-686.21	-569.68	-703.49	-592.08	-715.54	-619.68	-713.51	-555.50
-712.74	-555.02	-701.91	-600.03	-719.52	-629.07	-731.75	-664.43	-735.06	-594.02
-714.06	-582.19	-702.32	-626.92	-717.67	-661.94	-736.38	-703.53	-743.79	-628.42
-720.01	-609.32	-707.38	-653.11	-724.80	-692.33	-747.01	-740.26	-758.28	-661.79
-718.59	-617.03	-705.78	-660.37	-723.36	-702.20	-749.11	-754.19	-761.38	-674.15
-726.45	-641.65	-713.36	-683.95	-730.34	-729.66	-759.52	-787.80	-774.21	-705.56
-732.58	-663.26	-719.49	-704.67	-738.30	-752.02	-769.48	-815.32	-785.60	-731.03
-738.65	-683.53	-725.71	-723.89	-745.31	-772.27	-777.58	-840.03	-794.54	-754.60
-744.13	-703.93	-731.54	-742.74	-750.84	-788.66	-784.02	-862.84	-801.41	-777.23
-743.63	-706.21	-731.19	-744.60	-750.13	-790.37	-783.61	-865.56	-800.95	-780.10
-750.77	-725.56	-738.80	-762.48	-758.19	-809.11	-792.02	-887.32	-809.34	-802.10
-758.10	-742.80	-746.58	-778.51	-766.91	-825.91	-800.95	-905.57	-817.93	-820.62
-764.47	-759.05	-753.47	-793.50	-773.26	-841.19	-808.41	-921.99	-824.80	-837.80
-770.90	-775.38	-760.56	-808.24	-779.84	-855.72	-815.94	-937.07	-831.43	-854.24
-769.67	-778.39	-759.75	-810.51	-779.05	-857.42	-815.36	-939.22	-830.18	-856.99
-776.17	-793.69	-766.93	-824.33	-786.49	-870.99	-823.70	-952.63	-837.32	-871.99
-783.55	-807.85	-774.91	-837.28	-794.02	-883.79	-831.01	-964.88	-843.51	-885.61
-791.05	-821.32	-783.02	-849.55	-801.71	-895.71	-838.71	-976.10	-849.98	-898.42
-798.22	-834.63	-790.93	-861.40	-809.44	-906.74	-846.73	-985.07	-856.34	-909.34
-797.80	-835.40	-790.72	-861.79	-809.25	-906.71	-846.76	-983.29	-855.91	-908.14
-804.70	-848.01	-798.33	-873.05	-816.83	-917.17	-855.08	-989.37	-862.62	-916.07
-811.83	-859.73	-806.05	-883.70	-824.48	-927.19	-863.20	-997.74	-869.36	-926.19
-819.18	-870.72	-813.96	-893.64	-832.17	-936.40	-871.22	-1005.31	-875.93	-935.57
-826.52	-881.47	-821.98	-903.17	-839.81	-944.90	-879.17	-1011.97	-882.15	-944.33
-825.91	-881.75	-821.72	-902.85	-839.29	-943.72	-878.83	-1009.01	-880.99	-942.51
-833.51	-891.74	-829.94	-911.75	-847.12	-951.64	-887.24	-1015.37	-887.74	-950.88

**Autorità Portuale di Taranto**

Interventi per il dragaggio di 2,3 M m³ di sedimenti in area Molo Polisettoriale e per la realizzazione di un primo lotto della cassa di colmata funzionale all'ampliamento del V Sporgente del Porto di Taranto

Allegati alla relazione di calcolo strutturale allineamento "BC"

Data 05/2016
Rev. B
c.d.c.: C296A
514B

-841.12	-901.12	-838.07	-920.24	-855.03	-959.36	-895.80	-1022.11	-894.90	-959.39
-848.59	-909.96	-846.03	-928.21	-862.79	-966.56	-904.10	-1028.42	-901.82	-967.41
-855.87	-918.53	-853.87	-935.80	-870.35	-973.22	-912.13	-1034.05	-908.24	-975.03
-855.57	-918.56	-853.74	-935.60	-870.14	-972.72	-911.97	-1033.04	-907.68	-974.52
-862.83	-927.09	-861.51	-943.23	-877.76	-979.59	-919.59	-1039.08	-913.77	-982.41
-870.32	-935.48	-869.39	-950.90	-885.50	-986.77	-927.79	-1045.86	-920.74	-990.73
-877.74	-943.50	-877.14	-958.24	-893.29	-993.68	-935.36	-1052.50	-927.12	-998.84
-885.03	-951.37	-884.85	-965.34	-901.33	-1000.36	-943.20	-1058.86	-933.60	-1006.89
-884.61	-951.59	-884.68	-965.23	-901.10	-1000.03	-943.51	-1057.94	-933.29	-1006.78
-891.77	-960.17	-892.25	-973.14	-908.72	-1007.92	-951.64	-1065.89	-940.17	-1016.27
-899.14	-968.46	-899.92	-980.88	-916.76	-1015.73	-959.89	-1073.89	-947.39	-1025.56
-905.09	-976.89	-906.46	-988.78	-924.02	-1023.88	-967.69	-1082.48	-954.21	-1035.36
-909.31	-985.99	-911.62	-997.32	-930.22	-1033.01	-974.71	-1092.13	-960.15	-1046.44
-908.19	-986.76	-910.56	-997.98	-929.09	-1033.89	-973.65	-1092.95	-958.88	-1047.61
-910.93	-997.38	-913.75	-1008.05	-934.90	-1045.05	-980.98	-1105.05	-965.17	-1061.09
-915.01	-1008.18	-918.20	-1018.41	-941.11	-1056.53	-986.97	-1117.52	-970.36	-1074.68
-919.37	-1019.07	-922.94	-1028.87	-951.34	-1068.23	-998.29	-1130.20	-980.71	-1088.48
-916.71	-1035.33	-920.99	-1044.71	-954.02	-1086.20	-996.49	-1149.74	-978.38	-1109.24
-910.74	-1041.92	-915.48	-1051.25	-952.23	-1094.27	-995.44	-1158.03	-977.40	-1118.30
-912.44	-1063.08	-917.81	-1071.95	-972.71	-1118.93	-1031.99	-1185.35	-1012.81	-1147.14
-892.31	-1086.49	-898.72	-1094.64	-962.18	-1146.04	-1040.74	-1215.84	-1020.17	-1179.35
-843.00	-1134.48	-850.66	-1141.38	-909.73	-1200.13	-1001.30	-1278.05	-979.89	-1242.94
-748.07	-1241.14	-757.92	-1246.78	-787.82	-1319.23	-892.79	-1410.15	-870.76	-1377.64

**Autorità Portuale di Taranto**

Interventi per il dragaggio di 2,3 M m³ di sedimenti in area Molo Polisettoriale e per la realizzazione di un primo lotto della cassa di colmanta funzionale all'ampliamento del V Sporgente del Porto di Taranto

Allegati alla relazione di calcolo strutturale allineamento "BC"

Data 05/2016
Rev. B
c.d.c.: C296A
514B

13		14		15	
Mare [kPa]	Vasca [kPa]	Mare [kPa]	Vasca [kPa]	Mare [kPa]	Vasca [kPa]
0.00	0.00	0.00	0.00	0.00	0.00
0.00	0.00	0.00	0.00	0.00	0.00
0.00	0.00	0.00	0.00	0.00	0.00
0.00	0.00	0.00	0.00	0.00	0.00
0.00	0.00	0.00	0.00	0.00	0.00
0.00	0.00	0.00	0.00	0.00	0.00
0.00	0.00	0.00	0.00	0.00	0.00
0.00	0.00	0.00	0.00	0.00	0.00
0.00	0.00	0.00	0.00	0.00	0.00
0.00	0.00	0.00	0.00	0.00	0.00
0.00	0.00	0.00	0.00	0.00	0.00
0.00	0.00	0.00	0.00	0.00	0.00
0.00	0.00	0.00	0.00	0.00	0.00
0.00	0.00	0.00	0.00	0.00	0.00
0.00	0.00	0.00	0.00	0.00	0.00
0.00	0.00	0.00	0.00	0.00	0.00
0.00	0.00	0.00	0.00	0.00	0.00
0.00	0.00	0.00	0.00	0.00	0.00
0.00	0.00	0.00	0.00	0.00	0.00
0.00	0.00	0.00	0.00	0.00	0.00
0.00	-0.65	0.00	-0.94	0.00	-4.15
0.00	-4.65	0.00	-14.69	0.00	-12.49
0.00	-6.16	0.00	-16.60	0.00	-13.13
0.00	-6.70	0.00	-16.97	0.00	-11.70
0.00	-6.70	0.00	-16.97	0.00	-11.70
0.00	-7.71	0.00	-18.08	0.00	-11.55
0.00	-8.27	0.00	-18.82	0.00	-11.13
0.00	-8.84	0.00	-19.60	0.00	-10.88
0.00	-9.55	0.00	-20.55	0.00	-10.89
0.00	-9.55	0.00	-20.55	0.00	-10.89
-2.50	-15.00	-2.50	-23.84	-2.50	-13.02
-5.00	-20.29	-5.00	-26.97	-5.00	-15.08
-7.50	-26.14	-7.50	-30.64	-7.50	-17.83
-10.00	-31.83	-10.00	-34.13	-10.00	-20.47
-10.00	-31.83	-10.00	-34.13	-10.00	-20.47
-12.75	-37.91	-12.75	-37.80	-12.75	-23.70
-15.50	-43.92	-15.50	-41.39	-15.50	-27.00
-18.25	-49.89	-18.25	-44.91	-18.25	-30.36
-21.00	-55.76	-21.00	-48.31	-21.00	-33.62
-21.00	-55.76	-21.00	-48.31	-21.00	-33.62
-23.25	-60.44	-23.25	-50.97	-23.25	-36.16
-25.50	-65.02	-25.50	-53.52	-25.50	-38.61
-27.75	-69.76	-27.75	-56.18	-27.75	-41.15
-30.00	-74.78	-30.00	-59.04	-30.00	-43.88
-30.00	-74.78	-30.00	-59.04	-30.00	-43.88
-32.32	-77.71	-32.32	-61.94	-32.32	-46.63
-34.64	-80.57	-34.64	-64.74	-34.64	-49.31
-36.96	-83.52	-36.96	-67.58	-36.96	-52.08
-39.29	-86.53	-39.29	-70.49	-39.29	-54.89
-39.29	-86.53	-39.29	-70.49	-39.29	-54.89
-41.61	-89.65	-41.61	-73.50	-41.61	-57.83

-43.93	-92.84	-43.93	-76.59	-43.93	-60.83
-46.25	-96.02	-46.25	-79.63	-46.25	-63.92
-48.57	-99.08	-48.57	-82.53	-48.57	-66.97
-48.57	-99.08	-48.57	-82.53	-48.57	-66.97
-50.89	-102.08	-50.89	-85.39	-50.89	-69.87
-53.21	-105.16	-53.21	-88.23	-53.21	-73.03
-55.54	-108.09	-55.54	-90.91	-55.54	-76.11
-57.86	-110.83	-57.86	-93.44	-57.86	-79.03
-57.86	-110.83	-57.86	-93.44	-57.86	-79.03
-60.18	-113.41	-60.18	-95.80	-60.18	-81.70
-62.50	-115.82	-62.50	-98.01	-62.50	-84.16
-64.82	-118.39	-64.82	-100.30	-64.82	-86.70
-67.14	-121.80	-67.14	-103.40	-67.14	-89.93
-67.14	-121.80	-67.14	-103.40	-67.14	-89.93
-69.46	-122.73	-69.46	-104.00	-69.46	-90.53
-71.79	-125.35	-71.79	-106.10	-71.79	-92.85
-74.11	-128.71	-74.11	-108.91	-74.11	-95.97
-76.43	-131.97	-76.43	-111.66	-76.43	-99.10
-76.43	-131.97	-76.43	-111.66	-76.43	-99.10
-78.75	-135.59	-78.75	-114.78	-78.75	-102.67
-81.07	-138.91	-81.07	-117.69	-81.07	-106.02
-83.39	-142.42	-83.39	-120.83	-83.39	-109.65
-85.71	-146.17	-85.71	-124.24	-85.71	-113.66
-85.71	-146.17	-85.71	-124.24	-85.71	-113.67
-88.04	-148.99	-88.04	-126.47	-88.04	-116.83
-90.36	-148.22	-90.36	-124.68	-90.36	-116.33
-92.68	-149.12	-92.68	-124.32	-92.68	-118.02
-95.00	-170.14	-95.00	-158.25	-95.00	-137.93
-154.34	-204.82	-154.69	-236.00	-85.62	-201.28
-150.67	-204.43	-150.85	-233.83	-101.68	-204.67
-149.09	-206.34	-149.04	-237.09	-109.56	-208.27
-153.00	-205.36	-151.95	-235.21	-117.89	-208.74
-159.28	-205.79	-157.59	-233.39	-128.19	-209.04
-162.93	-200.47	-160.98	-228.52	-132.26	-203.54
-166.55	-197.49	-163.69	-225.21	-139.33	-200.16
-173.46	-196.70	-170.28	-223.05	-147.45	-199.46
-179.18	-198.13	-175.21	-224.78	-154.54	-201.21
-185.91	-197.96	-181.21	-224.82	-162.57	-201.31
-186.77	-196.06	-181.93	-223.16	-163.69	-198.98
-193.55	-195.59	-188.06	-223.17	-171.56	-198.88
-198.97	-195.95	-192.77	-223.30	-177.62	-199.38
-206.20	-196.86	-199.45	-224.31	-184.89	-200.30
-213.47	-197.27	-206.02	-225.21	-192.03	-200.53
-214.45	-196.05	-206.73	-224.70	-193.14	-199.26
-221.11	-195.60	-212.98	-225.23	-199.55	-198.79
-227.31	-196.42	-218.70	-227.13	-205.58	-199.55
-233.45	-197.44	-224.38	-228.80	-211.53	-200.46
-240.25	-197.76	-230.68	-229.51	-218.06	-200.46
-240.86	-195.52	-231.17	-227.46	-218.63	-198.04
-247.33	-195.62	-237.23	-227.91	-224.95	-197.86

**Autorità Portuale di Taranto**

Interventi per il dragaggio di 2,3 M m³ di sedimenti in area Molo Polisettoriale e per la realizzazione di un primo lotto della cassa di colmata funzionale all'ampliamento del V Sporgente del Porto di Taranto

Allegati alla relazione di calcolo strutturale allineamento "BC"

Data 05/2016
 Rev. B
 c.d.c.: C296A
 514B

-253.49	-196.59	-243.00	-228.84	-230.86	-198.59
-259.66	-197.60	-248.67	-229.86	-236.76	-199.32
-265.85	-198.30	-254.30	-230.80	-242.78	-199.62
-267.21	-197.19	-255.31	-229.82	-244.05	-198.39
-273.38	-197.18	-260.92	-230.21	-250.05	-198.08
-278.92	-198.26	-265.95	-231.44	-255.46	-198.89
-284.75	-199.84	-271.25	-233.35	-261.05	-200.34
-291.02	-200.40	-276.91	-234.12	-267.05	-200.68
-291.49	-198.60	-277.25	-232.71	-267.49	-198.72
-297.24	-198.99	-282.41	-233.53	-273.12	-199.16
-302.77	-199.92	-287.44	-234.57	-278.47	-200.12
-308.55	-201.53	-292.71	-236.47	-283.99	-201.79
-314.38	-202.78	-297.97	-238.08	-289.61	-203.03
-315.17	-201.80	-298.48	-237.22	-290.39	-202.04
-320.97	-202.03	-303.69	-237.70	-296.04	-202.38
-326.31	-203.20	-308.56	-238.91	-301.24	-203.56
-332.00	-204.47	-313.74	-240.22	-306.72	-204.79
-337.95	-205.13	-319.10	-240.97	-312.45	-205.31
-338.38	-203.17	-319.39	-239.14	-312.87	-203.34
-344.11	-203.20	-324.56	-239.31	-318.49	-203.34
-349.57	-203.57	-329.52	-239.57	-323.80	-203.59
-355.26	-204.44	-334.71	-240.42	-329.28	-204.42
-361.03	-205.21	-339.93	-241.20	-334.89	-205.23
-361.86	-204.44	-340.45	-240.47	-335.71	-204.50
-367.48	-204.62	-345.52	-240.60	-341.20	-204.99
-372.82	-205.57	-350.38	-241.35	-346.40	-206.02
-378.31	-207.43	-355.38	-243.10	-351.71	-207.90
-384.13	-208.31	-360.62	-243.77	-357.34	-208.71
-384.50	-206.62	-360.87	-242.01	-357.71	-206.88
-390.00	-207.59	-365.82	-242.76	-363.11	-207.86
-395.30	-208.68	-370.65	-243.36	-368.26	-209.08
-400.79	-210.16	-375.65	-244.35	-373.55	-210.55
-406.41	-211.73	-380.75	-245.27	-379.01	-211.84
-407.11	-211.31	-381.28	-244.66	-379.76	-210.83
-412.73	-212.70	-386.36	-245.03	-385.28	-212.74
-418.05	-214.05	-391.24	-245.44	-390.45	-213.89
-423.47	-217.01	-396.23	-247.38	-395.70	-219.25
-429.30	-218.49	-401.56	-247.40	-401.39	-225.52
-429.75	-217.71	-401.87	-245.38	-401.86	-229.77
-435.48	-224.88	-407.10	-247.46	-407.50	-254.23
-440.71	-232.20	-411.98	-249.80	-412.55	-279.45
-446.35	-243.12	-417.19	-254.39	-417.97	-307.49
-452.16	-261.45	-422.64	-262.41	-423.63	-335.96
-453.27	-266.79	-423.42	-264.57	-424.82	-341.76
-459.23	-299.98	-429.03	-280.69	-430.65	-370.65
-465.13	-326.98	-434.62	-297.07	-436.35	-393.07
-471.04	-353.41	-440.23	-316.96	-441.99	-414.54
-477.68	-381.21	-446.51	-342.15	-448.40	-437.49
-478.32	-390.61	-447.00	-352.10	-449.11	-443.67
-485.09	-420.07	-453.58	-376.93	-455.65	-466.67

**Autorità Portuale di Taranto**

Interventi per il dragaggio di 2,3 M m³ di sedimenti in area Molo Polisettoriale e per la realizzazione di un primo lotto della cassa di colmanta funzionale all'ampliamento del V Sporgente del Porto di Taranto

Allegati alla relazione di calcolo strutturale allineamento "BC"

Data 05/2016
Rev. B
c.d.c.: C296A
514B

-491.84	-443.10	-460.08	-394.80	-462.02	-485.69
-499.00	-465.69	-467.46	-410.29	-468.76	-504.19
-510.30	-490.97	-479.60	-430.99	-479.05	-524.10
-514.20	-501.89	-484.85	-441.60	-482.44	-531.95
-514.85	-529.26	-485.24	-465.68	-483.96	-552.36
-522.01	-551.22	-490.79	-482.69	-493.46	-569.72
-573.29	-575.15	-534.62	-504.52	-538.20	-588.89
-878.28	-625.39	-850.02	-553.39	-796.66	-633.58
-714.66	-510.88	-711.74	-460.78	-650.36	-524.63
-544.72	-527.91	-615.72	-507.35	-510.22	-535.00
-532.04	-533.86	-585.97	-513.07	-498.81	-542.14
-512.36	-541.23	-553.79	-521.55	-481.72	-549.76
-498.95	-548.50	-533.34	-530.07	-470.00	-556.61
-498.96	-548.51	-533.34	-530.07	-470.00	-556.61
-483.86	-555.52	-511.48	-539.79	-457.20	-563.31
-470.59	-562.73	-491.90	-550.96	-446.19	-569.87
-443.92	-571.63	-457.84	-566.01	-423.43	-577.22
-509.97	-420.54	-517.96	-429.41	-403.20	-440.92
-848.27	-345.57	-851.64	-370.86	-673.33	-362.62
-701.28	-371.21	-666.00	-398.09	-584.55	-356.15
-681.96	-406.39	-631.33	-434.58	-593.57	-399.01
-682.28	-452.93	-642.67	-454.48	-607.61	-450.36
-683.86	-513.42	-645.39	-476.65	-624.80	-499.47
-689.41	-536.07	-651.34	-487.69	-632.90	-516.76
-691.94	-606.96	-661.50	-543.82	-646.71	-565.66
-707.70	-659.99	-674.49	-597.58	-669.68	-602.68
-712.47	-706.33	-684.69	-649.11	-680.67	-635.41
-722.04	-750.36	-694.66	-701.11	-697.22	-666.72
-723.15	-767.77	-695.88	-723.37	-701.16	-678.01
-729.64	-806.87	-708.33	-771.45	-716.21	-706.89
-733.77	-838.06	-717.98	-808.50	-729.22	-730.31
-736.34	-865.49	-727.93	-842.09	-739.88	-751.86
-737.80	-890.11	-739.02	-873.14	-748.67	-772.21
-736.67	-893.20	-740.00	-878.48	-748.64	-774.49
-741.89	-916.23	-750.30	-908.78	-758.75	-794.17
-748.79	-935.05	-760.43	-932.42	-768.78	-810.82
-755.06	-951.57	-770.69	-953.32	-777.09	-826.25
-761.67	-966.30	-781.63	-972.74	-785.37	-840.67
-760.79	-968.58	-782.75	-978.69	-784.93	-842.44
-768.72	-981.28	-789.53	-996.80	-793.48	-855.54
-776.10	-992.70	-797.54	-1011.93	-800.93	-867.61
-784.06	-1002.92	-805.43	-1025.69	-808.57	-878.98
-792.67	-1011.09	-812.90	-1037.90	-816.31	-888.17
-792.89	-1010.47	-812.62	-1038.20	-816.22	-886.52
-801.94	-1014.81	-820.72	-1049.70	-824.17	-893.01
-810.84	-1020.85	-829.69	-1059.90	-831.94	-902.00
-819.73	-1025.88	-838.38	-1069.29	-839.49	-910.31
-828.84	-1029.02	-846.19	-1077.44	-846.84	-917.82
-829.04	-1024.64	-846.07	-1075.07	-846.27	-915.49
-838.64	-1028.60	-854.00	-1082.53	-854.05	-922.81

**Autorità Portuale di Taranto**

Interventi per il dragaggio di 2,3 M m³ di sedimenti in area Molo Polisettoriale e per la realizzazione di un primo lotto della cassa di colmanta funzionale all'ampliamento del V Sporgente del Porto di Taranto

Allegati alla relazione di calcolo strutturale allineamento "BC"

Data 05/2016
 Rev. B
 c.d.c.: C296A
 514B

-848.25	-1033.58	-861.77	-1089.62	-862.05	-930.47
-857.64	-1038.08	-870.02	-1096.50	-869.79	-937.68
-867.04	-1041.50	-878.69	-1102.49	-877.19	-944.30
-867.24	-1039.84	-878.63	-1101.28	-876.95	-943.54
-876.17	-1043.82	-885.89	-1107.77	-883.99	-950.51
-885.47	-1049.00	-894.66	-1115.07	-891.73	-958.06
-894.13	-1054.07	-902.55	-1122.54	-898.87	-965.44
-903.26	-1058.57	-910.35	-1129.39	-906.30	-972.59
-904.28	-1056.62	-910.75	-1128.06	-906.71	-972.00
-913.62	-1062.87	-918.12	-1137.25	-914.63	-980.56
-922.87	-1069.52	-925.91	-1146.42	-922.70	-989.12
-931.68	-1076.77	-933.87	-1156.69	-930.40	-998.13
-939.92	-1084.87	-941.43	-1168.26	-937.61	-1008.19
-939.20	-1085.26	-940.37	-1168.85	-936.90	-1009.04
-947.70	-1095.90	-947.86	-1184.33	-944.68	-1021.37
-954.70	-1107.24	-952.00	-1200.33	-951.15	-1034.01
-966.79	-1118.82	-962.39	-1216.81	-962.52	-1046.94
-966.69	-1137.01	-957.64	-1241.21	-962.82	-1066.24
-966.71	-1144.60	-957.04	-1246.74	-964.56	-1074.46
-1004.06	-1170.87	-999.83	-1284.53	-1002.29	-1101.03
-1013.49	-1200.48	-1004.03	-1330.12	-1012.62	-1131.26
-975.86	-1261.23	-951.35	-1425.19	-977.77	-1190.43
-870.51	-1391.01	-812.15	-1613.50	-878.96	-1318.39

**Autorità Portuale di Taranto**

Interventi per il dragaggio di 2,3 M m³ di sedimenti in area Molo Polisettoriale e per la realizzazione di un primo lotto della cassa di colmanta funzionale all'ampliamento del V Sporgente del Porto di Taranto

Allegati alla relazione di calcolo strutturale allineamento "BC"

Data 05/2016
 Rev. B
 c.d.c.: C296A
 514B

1.6.3 Riepilogo sollecitazioni



Autorità Portuale di Taranto

Interventi per il dragaggio di 2,3 M m³ di sedimenti in area Molo Polisettoriale e per la realizzazione di un primo lotto della cassa di colmanta funzionale all'ampliamento del V Sporgente del Porto di Taranto

Allegati alla relazione di calcolo strutturale allineamento "BC"

Data 05/2016
Rev. B
c.d.c.: C296A
514B

3			4			5		5		6	
N	Q	M	N	Q	M	N	Q	M	N		
[kN/m]	[kN/m]	[kNm/m]	[kN/m]	[kN/m]	[kNm/m]	[kN/m]	[kN/m]	[kNm/m]	[kN/m]		
0.00	0.00	0.00	0.00	0.00	0.00	0.00	0.00	0.00	0.00	0.00	
0.00	0.00	0.00	0.00	0.00	0.00	0.00	0.00	0.00	0.00	0.00	
0.00	0.00	0.00	0.00	0.00	0.00	0.00	0.00	0.00	0.00	0.00	
0.00	0.00	0.00	0.00	0.00	0.00	0.00	0.00	0.00	0.00	0.00	
0.00	0.00	0.00	0.00	0.00	0.00	0.00	0.00	0.00	0.00	0.00	
0.00	0.00	0.00	0.00	0.00	0.00	0.00	0.00	0.00	0.00	0.00	
0.00	0.00	0.00	0.00	0.00	0.00	0.00	0.00	0.00	0.00	0.00	
0.00	0.00	0.00	0.00	0.00	0.00	0.00	0.00	0.00	0.00	0.00	
0.00	0.00	0.00	0.00	0.00	0.00	0.00	0.00	0.00	0.00	0.00	
0.00	0.00	0.00	0.00	0.00	0.00	0.00	0.00	0.00	0.00	0.00	
0.00	0.00	0.00	0.00	0.00	0.00	0.00	0.00	0.00	0.00	0.00	
0.00	0.00	0.00	0.00	0.00	0.00	0.00	0.00	0.00	0.00	0.00	
0.00	-0.52	-0.03	0.00	0.00	0.00	0.00	0.00	0.00	0.00	0.00	
0.00	-1.19	-0.14	0.00	0.00	0.00	0.00	0.00	0.00	0.00	0.00	
0.00	-2.00	-0.33	0.00	0.00	0.00	0.00	0.00	0.00	0.00	0.00	
0.00	-2.95	-0.64	0.00	0.00	0.00	0.00	0.00	0.00	0.00	0.00	
0.00	-2.95	-0.64	0.00	0.00	0.00	0.00	0.00	0.00	0.00	0.00	
0.00	-4.65	-1.35	0.00	0.00	0.00	-0.24	1.47	0.13	0.53	0.53	
0.00	-6.68	-2.41	0.00	0.00	0.00	-0.51	3.18	0.57	1.08	1.08	
0.00	-9.03	-3.87	0.00	0.00	0.00	-0.83	5.13	1.34	1.62	1.62	
0.00	-11.71	-5.81	0.00	0.00	0.00	-1.18	7.31	2.50	2.16	2.16	
0.00	-11.71	-5.81	0.00	0.00	0.00	-1.18	7.30	2.50	2.15	2.15	
0.00	-14.71	-8.28	0.00	0.00	0.00	-1.56	9.70	4.09	2.71	2.71	
0.00	-18.04	-11.35	0.00	0.00	0.00	-1.99	12.35	6.16	3.21	3.21	
0.00	-21.69	-15.07	0.00	0.00	0.00	-2.45	15.23	8.74	3.65	3.65	
0.00	-25.67	-19.50	0.00	0.00	0.00	-2.94	18.34	11.88	4.04	4.04	
0.00	-25.68	-19.50	0.00	0.00	0.00	-2.94	18.34	11.88	4.04	4.04	
0.00	-31.49	-26.64	0.00	0.00	0.00	-3.66	22.55	17.00	4.47	4.47	
0.00	-37.89	-35.30	0.00	0.00	0.00	-4.45	26.56	23.14	4.80	4.80	
0.00	-44.87	-45.63	0.00	0.00	0.00	-5.31	30.39	30.27	5.03	5.03	
0.00	-52.42	-57.78	0.00	0.00	0.00	-6.24	34.03	38.32	5.16	5.16	
0.00	-52.43	-57.78	0.00	0.00	0.00	-6.24	34.02	38.32	5.16	5.16	
0.00	-61.41	-73.41	0.00	0.00	0.00	-7.33	37.78	48.20	5.20	5.20	
0.00	-71.11	-91.62	0.00	0.00	0.00	-8.50	41.25	59.07	5.14	5.14	
0.00	-81.52	-112.60	0.00	0.00	0.00	-9.75	44.44	70.86	4.97	4.97	
0.00	-92.63	-136.52	0.00	0.00	0.00	-11.07	47.35	83.49	4.70	4.70	
0.00	-92.63	-136.52	0.00	0.00	0.00	-11.07	47.36	83.49	4.70	4.70	
0.00	-102.24	-158.43	0.00	-0.26	-0.02	-12.21	49.56	94.39	4.40	4.40	
0.00	-112.33	-182.57	0.00	-1.05	-0.16	-13.41	51.61	105.78	4.03	4.03	
0.00	-122.88	-209.02	0.00	-2.35	-0.53	-14.66	53.49	117.61	3.59	3.59	
0.00	-133.89	-237.90	0.00	-4.18	-1.26	-15.97	55.22	129.84	3.07	3.07	
0.00	-133.90	-237.90	0.00	-4.19	-1.26	-15.97	55.21	129.84	3.07	3.07	
0.00	-145.48	-270.32	0.00	-6.35	-2.48	-17.35	57.00	142.86	2.48	2.48	
0.00	-157.03	-305.44	0.00	-8.54	-4.21	-18.76	58.91	156.31	1.86	1.86	
0.00	-168.55	-343.24	0.00	-10.75	-6.45	-20.19	60.96	170.23	1.20	1.20	
0.00	-180.02	-383.69	0.00	-12.97	-9.20	-21.64	63.13	184.62	0.50	0.50	
0.00	-180.02	-383.69	0.00	-12.97	-9.20	-21.64	63.12	184.62	0.50	0.50	
0.00	-191.45	-426.80	0.00	-15.22	-12.47	-23.10	65.39	199.54	-0.23	-0.23	
0.00	-202.85	-472.58	0.00	-17.48	-16.27	-24.58	67.74	214.99	-0.98	-0.98	



Autorità Portuale di Taranto
Interventi per il dragaggio di 2,3 M m³ di sedimenti in area Molo Polisettoriale e per la realizzazione di un primo lotto della cassa di colmanta funzionale all'ampliamento del V Sporgente del Porto di Taranto

Allegati alla relazione di calcolo strutturale allineamento "BC"

Data 05/2016
Rev. B
c.d.c.: C296A
514B

0.00	-214.21	-521.00	0.00	-19.77	-20.59	-26.07	70.17	231.00	-1.76
0.00	-225.53	-572.03	0.00	-22.07	-25.44	-27.57	72.69	247.58	-2.57
0.00	-225.53	-572.03	0.00	-22.07	-25.44	-27.58	72.69	247.58	-2.57
0.00	-236.81	-625.68	0.00	-24.39	-30.83	-29.09	75.31	264.75	-3.41
0.00	-248.06	-681.98	0.00	-26.73	-36.77	-30.63	78.02	282.55	-4.28
0.00	-259.27	-740.88	0.00	-29.09	-43.25	-32.18	80.82	300.99	-5.17
0.00	-270.43	-802.35	0.00	-31.46	-50.27	-33.74	83.71	320.08	-6.09
0.00	-270.44	-802.35	0.00	-31.47	-50.27	-33.74	83.71	320.08	-6.09
0.00	-281.56	-866.40	0.00	-33.86	-57.85	-35.31	86.68	339.85	-7.03
0.00	-292.66	-933.07	0.00	-36.28	-66.00	-36.91	89.76	360.33	-8.01
0.00	-303.71	-1002.31	0.00	-38.71	-74.70	-38.52	92.97	381.54	-9.01
0.00	-314.72	-1074.08	0.00	-41.17	-83.97	-40.15	96.32	403.51	-10.05
0.00	-314.73	-1074.08	0.00	-41.17	-83.97	-40.15	96.30	403.51	-10.05
0.00	-325.70	-1148.39	0.00	-43.64	-93.81	-41.82	99.88	426.27	-11.14
0.00	-336.65	-1225.29	0.00	-46.13	-104.24	-43.52	103.60	449.89	-12.26
0.00	-347.55	-1304.73	0.00	-48.65	-115.24	-45.23	107.45	474.39	-13.42
0.00	-358.41	-1386.65	0.00	-51.18	-126.82	-46.97	111.43	499.79	-14.60
0.00	-358.41	-1386.65	0.00	-51.18	-126.82	-46.97	111.43	499.79	-14.60
0.00	-369.23	-1471.09	0.00	-53.73	-139.00	-48.72	115.51	526.13	-15.82
0.00	-380.02	-1558.08	0.00	-56.30	-151.77	-50.48	119.68	553.43	-17.06
0.00	-390.77	-1647.57	0.00	-58.88	-165.14	-52.26	123.96	581.71	-18.33
0.00	-401.48	-1739.51	0.00	-61.49	-179.11	-54.06	128.35	610.99	-19.63
0.00	-401.49	-1739.51	0.00	-61.49	-179.11	-54.00	127.93	610.99	-19.56
0.00	-412.15	-1833.92	0.00	-64.12	-193.69	-55.91	133.02	641.29	-20.99
0.00	-422.79	-1930.86	0.00	-66.76	-208.88	-57.65	137.06	672.67	-22.26
0.00	-433.39	-2030.26	0.00	-69.43	-224.69	-59.22	140.00	704.85	-23.38
0.00	-443.94	-2132.07	0.00	-72.11	-241.12	-60.61	141.83	737.58	-24.33
0.14	-444.28	-2132.07	-0.09	-72.04	-241.12	-60.98	145.19	737.58	-23.59
0.93	-440.43	-2239.18	0.68	-83.65	-259.95	-60.33	150.87	773.44	-22.89
1.72	-436.38	-2345.40	1.34	-95.64	-281.67	-59.57	155.86	810.61	-22.24
2.59	-431.68	-2450.54	1.92	-107.83	-306.31	-58.69	160.08	848.89	-21.61
3.65	-425.87	-2554.40	2.45	-120.04	-333.90	-57.68	163.44	888.07	-20.96
3.69	-425.64	-2554.40	2.35	-119.61	-333.90	-57.61	163.01	888.07	-20.94
5.11	-418.23	-2656.58	2.86	-130.89	-364.25	-57.20	165.12	927.82	-20.35
6.72	-409.84	-2756.90	3.29	-140.86	-397.19	-56.73	166.12	967.96	-19.74
8.53	-400.49	-2855.07	3.67	-149.56	-432.39	-56.21	166.16	1008.23	-19.12
10.53	-390.17	-2950.81	4.03	-157.00	-469.53	-55.69	165.39	1048.38	-18.49
10.54	-390.14	-2950.81	4.02	-157.00	-469.53	-55.67	165.35	1048.38	-18.49
12.64	-379.01	-3043.94	4.42	-163.33	-508.34	-55.45	163.73	1088.24	-17.93
14.89	-367.06	-3134.32	4.76	-168.44	-548.55	-55.15	161.12	1127.61	-17.35
17.30	-354.30	-3221.71	5.03	-172.34	-589.84	-54.78	157.60	1166.23	-16.74
19.85	-340.72	-3305.87	5.24	-175.03	-631.92	-54.37	153.25	1203.88	-16.12
19.84	-340.75	-3305.87	5.23	-175.16	-631.92	-54.37	153.28	1203.88	-16.11
22.49	-326.53	-3386.67	5.46	-176.84	-674.56	-54.15	148.30	1240.40	-15.55
25.27	-311.61	-3463.98	5.61	-177.44	-717.49	-53.90	142.65	1275.65	-14.97
28.17	-295.98	-3537.58	5.68	-176.98	-760.44	-53.61	136.36	1309.46	-14.38
31.21	-279.65	-3607.29	5.67	-175.50	-803.13	-53.30	129.46	1341.65	-13.79
31.19	-279.74	-3607.29	5.66	-175.49	-803.13	-53.28	129.42	1341.65	-13.78
33.99	-262.83	-3672.99	5.68	-173.03	-845.35	-53.17	121.93	1372.09	-13.27
36.73	-245.36	-3734.55	5.60	-169.61	-886.87	-53.04	113.87	1400.67	-12.76
39.38	-227.38	-3791.82	5.42	-165.27	-927.45	-52.89	105.26	1427.22	-12.25

**Autorità Portuale di Taranto**

Interventi per il dragaggio di 2,3 M m³ di sedimenti in area Molo Polisettoriale e per la realizzazione di un primo lotto della cassa di colmanta funzionale all'ampliamento del V Sporgente del Porto di Taranto

Allegati alla relazione di calcolo strutturale allineamento "BC"

Data 05/2016
Rev. B
c.d.c.: C296A
514B

41.96	-208.93	-3844.65	5.14	-160.02	-966.85	-52.71	96.09	1451.61	-11.73
41.95	-208.96	-3844.65	5.14	-160.06	-966.85	-52.72	96.14	1451.61	-11.73
44.66	-190.01	-3892.96	4.86	-154.00	-1004.89	-52.71	86.46	1473.73	-11.32
47.28	-170.63	-3936.65	4.47	-147.18	-1041.38	-52.69	76.28	1493.44	-10.90
49.79	-150.83	-3975.59	3.98	-139.62	-1076.13	-52.65	65.65	1510.65	-10.49
52.19	-130.63	-4009.67	3.38	-131.36	-1108.95	-52.60	54.63	1525.21	-10.08
52.20	-130.57	-4009.67	3.37	-131.32	-1108.95	-52.58	54.56	1525.21	-10.07
54.69	-110.02	-4038.81	2.73	-122.46	-1139.69	-52.72	43.10	1537.05	-9.79
57.05	-89.04	-4062.93	1.96	-112.96	-1168.22	-52.84	31.09	1546.05	-9.51
59.25	-67.67	-4081.92	1.07	-102.91	-1194.37	-52.95	18.58	1552.07	-9.24
61.29	-45.97	-4095.68	0.05	-92.35	-1218.02	-53.03	5.59	1555.01	-8.97
61.29	-46.01	-4095.68	0.06	-92.41	-1218.02	-53.03	5.60	1555.01	-8.97
63.35	-24.03	-4104.17	-1.03	-81.53	-1239.08	-53.29	-7.69	1554.77	-8.83
65.23	-1.81	-4107.30	-2.20	-70.56	-1257.50	-53.52	-21.54	1551.24	-8.70
66.90	20.58	-4105.03	-3.44	-59.62	-1273.27	-53.73	-35.96	1544.28	-8.56
68.37	43.02	-4097.33	-4.75	-48.82	-1286.39	-53.92	-50.98	1533.77	-8.42
68.36	43.07	-4097.33	-4.73	-48.97	-1286.39	-53.94	-50.91	1533.77	-8.43
69.82	65.37	-4084.20	-6.08	-38.60	-1296.98	-54.31	-66.56	1519.56	-8.46
71.01	87.69	-4065.66	-7.43	-28.98	-1305.15	-54.68	-82.56	1501.50	-8.51
71.92	110.00	-4041.72	-8.79	-20.15	-1311.08	-55.08	-98.77	1479.54	-8.58
72.56	132.30	-4012.38	-10.15	-12.10	-1314.97	-55.53	-115.05	1453.65	-8.71
72.56	132.29	-4012.38	-10.15	-12.07	-1314.97	-55.59	-114.86	1453.65	-8.76
73.04	154.62	-3977.65	-11.50	-4.73	-1317.00	-56.19	-129.37	1424.05	-9.03
73.24	176.86	-3937.49	-12.85	2.11	-1317.30	-57.10	-142.15	1391.13	-9.56
73.15	198.90	-3891.98	-14.20	8.46	-1316.01	-58.30	-153.23	1355.32	-10.34
72.78	220.62	-3841.18	-15.54	14.35	-1313.24	-59.78	-162.65	1317.04	-11.37
72.82	220.42	-3841.18	-15.54	14.40	-1313.24	-59.78	-162.69	1317.04	-11.38
72.27	241.78	-3785.21	-16.89	19.94	-1309.08	-61.31	-170.48	1276.68	-12.48
71.51	262.33	-3724.13	-18.24	25.23	-1303.60	-63.10	-176.81	1234.59	-13.82
70.56	281.88	-3658.20	-19.59	30.27	-1296.88	-65.15	-181.69	1191.14	-15.40
69.42	300.26	-3587.69	-20.94	35.07	-1288.96	-67.44	-185.15	1146.69	-17.20
69.46	300.04	-3587.69	-20.94	35.11	-1288.96	-67.45	-185.15	1146.69	-17.22
68.29	316.49	-3513.00	-22.28	39.79	-1279.89	-69.91	-187.21	1101.59	-19.19
67.09	330.51	-3434.59	-23.62	44.42	-1269.69	-72.63	-187.89	1056.13	-21.41
65.85	342.13	-3353.07	-24.95	49.02	-1258.38	-75.62	-187.21	1010.66	-23.90
64.59	351.38	-3269.06	-26.27	53.62	-1245.95	-78.89	-185.16	965.56	-26.64
64.60	351.64	-3269.06	-26.27	53.66	-1245.95	-78.92	-185.15	965.56	-26.67
63.35	359.14	-3182.98	-27.57	58.33	-1232.39	-82.43	-181.74	921.11	-29.67
62.08	365.30	-3095.21	-28.86	63.17	-1217.68	-86.29	-176.88	877.65	-33.00
60.81	370.18	-3006.10	-30.14	68.20	-1201.77	-90.49	-170.60	835.53	-36.66
59.52	373.85	-2916.00	-31.40	73.43	-1184.63	-95.03	-162.90	795.13	-40.65
59.53	373.99	-2916.00	-31.39	73.47	-1184.63	-95.03	-162.89	795.13	-40.66
58.27	376.83	-2825.09	-32.63	78.98	-1166.18	-99.84	-153.76	756.76	-44.93
57.03	379.11	-2733.52	-33.84	84.87	-1146.34	-105.01	-143.21	720.76	-49.55
55.80	380.87	-2641.46	-35.03	91.16	-1125.03	-110.53	-131.22	687.49	-54.51
54.60	382.17	-2549.07	-36.18	97.83	-1102.16	-116.39	-117.81	657.32	-59.82
54.61	382.28	-2549.07	-36.18	97.87	-1102.16	-116.41	-117.81	657.32	-59.83
53.44	383.38	-2456.38	-37.32	105.04	-1077.60	-122.55	-102.97	630.56	-65.42
52.32	384.52	-2363.37	-38.42	112.76	-1051.23	-129.08	-86.76	607.55	-71.40

**Autorità Portuale di Taranto**

Interventi per il dragaggio di 2,3 M m³ di sedimenti in area Molo Polisettoriale e per la realizzazione di un primo lotto della cassa di colmanta funzionale all'ampliamento del V Sporgente del Porto di Taranto

Allegati alla relazione di calcolo strutturale allineamento "BC"

Data 05/2016
Rev. B
c.d.c.: C296A
514B

51.25	385.73	-2270.08	-39.48	121.05	-1022.93	-135.99	-69.23	588.63	-77.75
50.23	387.08	-2176.52	-40.52	129.92	-992.55	-143.29	-50.41	574.12	-84.47
50.22	387.02	-2176.52	-40.52	129.83	-992.55	-143.35	-50.57	574.12	-84.54
49.27	388.87	-2082.60	-41.51	139.42	-959.97	-150.90	-30.41	564.29	-91.54
48.38	391.18	-1988.12	-42.48	149.49	-924.98	-158.93	-9.32	559.47	-99.01
47.54	393.97	-1893.04	-43.41	159.98	-887.51	-167.47	12.44	559.83	-107.00
46.77	397.26	-1797.26	-44.32	170.83	-847.47	-176.57	34.61	565.53	-115.53
46.35	389.57	-1797.26	-44.95	164.47	-847.47	-178.61	28.29	565.53	-117.53
47.71	422.93	-1695.73	-42.84	201.86	-801.69	-181.47	61.40	576.71	-120.34
48.86	457.02	-1585.73	-40.90	239.51	-746.51	-183.84	95.59	596.32	-122.69
49.85	491.97	-1467.10	-39.11	277.56	-681.87	-185.70	130.98	624.62	-124.58
50.69	527.87	-1339.67	-37.46	316.14	-607.69	-187.05	167.66	661.91	-126.01
50.69	528.21	-1339.67	-37.46	316.56	-607.69	-187.08	167.74	661.91	-126.03
51.50	564.68	-1203.13	-35.90	355.97	-523.68	-187.88	205.45	708.53	-126.95
52.17	603.45	-1057.14	-34.49	397.43	-429.53	-188.26	244.56	764.75	-127.49
52.69	645.01	-901.10	-33.26	441.34	-324.71	-188.23	285.41	830.98	-127.65
52.36	674.30	-734.36	-32.50	474.52	-208.63	-188.18	307.80	907.63	-128.07
53.06	689.84	-734.36	-32.19	488.11	-208.63	-187.79	328.34	907.63	-127.45
52.51	610.97	-573.85	-30.79	421.45	-96.79	-182.88	239.06	975.75	-123.63
52.25	552.86	-428.43	-29.48	374.13	2.58	-180.18	180.83	1028.04	-121.76
51.66	499.54	-296.96	-28.50	332.00	90.75	-179.49	132.67	1067.02	-121.84
50.82	450.60	-178.30	-27.76	294.48	168.96	-180.19	94.12	1095.17	-123.28
50.85	448.57	-178.30	-27.72	292.38	168.96	-179.55	90.23	1095.17	-122.69
50.21	402.21	-72.01	-26.78	257.15	237.61	-179.08	56.09	1113.41	-123.03
49.60	357.87	22.96	-25.82	223.64	297.67	-178.59	24.80	1123.44	-123.34
49.02	315.88	107.16	-24.83	192.17	349.62	-178.05	-2.97	1126.11	-123.62
48.50	276.60	181.14	-23.77	163.04	393.96	-177.46	-26.53	1122.32	-123.84
48.50	276.84	181.14	-23.77	163.25	393.96	-177.43	-26.77	1122.32	-123.82
47.99	240.37	245.72	-22.71	136.44	431.37	-176.47	-47.75	1112.95	-123.70
47.53	206.36	301.53	-21.59	111.63	462.34	-175.35	-66.14	1098.66	-123.44
47.12	174.78	349.13	-20.42	88.79	487.36	-174.06	-82.02	1080.08	-123.02
46.75	145.63	389.12	-19.19	67.89	506.90	-172.59	-95.45	1057.85	-122.43
46.75	145.55	389.12	-19.20	67.81	506.90	-172.59	-95.58	1057.85	-122.43
46.40	118.52	422.08	-17.94	48.53	521.41	-170.81	-107.24	1032.47	-121.56
46.07	93.52	448.55	-16.67	30.81	531.30	-168.84	-117.28	1004.37	-120.53
45.75	70.54	469.02	-15.36	14.64	536.95	-166.69	-125.69	973.96	-119.34
45.44	49.56	483.98	-14.04	0.00	538.74	-164.36	-132.48	941.66	-117.98
45.42	49.46	483.98	-14.05	-0.08	538.74	-164.36	-132.62	941.66	-117.99
45.10	30.37	493.93	-12.73	-13.29	537.05	-161.73	-138.08	907.81	-116.37
44.74	12.94	499.31	-11.43	-25.26	532.20	-158.91	-142.46	872.71	-114.60
44.34	-2.87	500.53	-10.15	-36.01	524.52	-155.92	-145.80	836.65	-112.67
43.90	-17.06	498.01	-8.90	-45.57	514.30	-152.74	-148.13	799.89	-110.60
43.89	-17.12	498.01	-8.91	-45.61	514.30	-152.74	-148.20	799.89	-110.60
43.38	-29.83	492.11	-7.70	-54.07	501.82	-149.35	-149.70	762.65	-108.34
42.79	-41.24	483.20	-6.55	-61.57	487.34	-145.78	-150.51	725.10	-105.94
42.12	-51.37	471.60	-5.47	-68.15	471.10	-142.04	-150.67	687.43	-103.40
41.36	-60.26	457.62	-4.46	-73.82	453.34	-138.12	-150.23	649.82	-100.73
41.35	-60.35	457.62	-4.46	-73.90	453.34	-138.11	-150.32	649.82	-100.72
40.48	-68.21	441.53	-3.53	-78.85	434.24	-134.00	-149.55	612.34	-97.89
39.48	-75.19	423.59	-2.69	-83.22	413.96	-129.70	-148.56	575.06	-94.91
38.37	-81.33	404.00	-1.94	-87.01	392.67	-125.23	-147.39	538.06	-91.80
37.15	-86.65	382.99	-1.29	-90.25	370.50	-120.57	-146.05	501.38	-88.55
37.14	-86.69	382.99	-1.29	-90.28	370.50	-120.56	-146.08	501.38	-88.54
35.78	-91.30	360.73	-0.73	-93.06	347.58	-115.70	-144.67	465.04	-85.14
34.28	-95.27	337.39	-0.27	-95.42	324.01	-110.64	-143.23	429.05	-81.57
32.65	-98.60	313.14	0.09	-97.36	299.90	-105.37	-141.78	393.41	-77.85
30.89	-101.32	288.15	0.35	-98.91	275.36	-99.89	-140.32	358.16	-73.98
30.89	-101.36	288.15	0.36	-98.94	275.36	-99.88	-140.32	358.16	-73.97
28.99	-103.54	262.53	0.52	-100.14	250.47	-94.15	-138.96	323.26	-69.90
26.96	-105.19	236.42	0.61	-100.99	225.32	-88.16	-137.58	288.68	-65.62
24.81	-106.27	209.97	0.62	-101.45	200.00	-81.88	-136.08	254.46	-61.12
22.53	-106.79	183.33	0.55	-101.52	174.62	-75.34	-134.38	220.66	-56.41
22.53	-106.79	183.33	0.56	-101.53	174.62	-75.30	-134.31	220.66	-56.38
20.11	-106.48	156.66	0.40	-100.95	149.31	-68.42	-131.74	187.39	-51.40
17.60	-105.26	130.17	0.21	-99.71	124.21	-61.14	-128.41	154.85	-46.09
15.00	-103.13	104.09	0.00	-97.83	99.49	-53.44	-124.34	123.23	-40.44
12.33	-100.09	78.68	-0.22	-95.32	75.34	-45.32	-119.53	92.74	-34.44
12.47	-96.25	78.68	-0.08	-91.88	75.34	-45.27	-115.87	92.74	-34.37
9.50	-93.79	54.85	-0.50	-89.64	52.58	-36.78	-111.21	64.28	-28.08
6.61	-84.90	32.28	-0.74	-81.18	31.00	-27.56	-99.44	37.69	-21.17
3.87	-66.67	13.17	-0.77	-63.96	12.71	-17.63	-77.62	15.38	-13.62
1.34	-36.21	0.00	-0.51	-35.42	0.00	-6.98	-42.83	0.00	-5.43


Autorità Portuale di Taranto

Interventi per il dragaggio di 2,3 M³ di sedimenti in area Molo Polisettoriale e per la realizzazione di un primo lotto della cassa di colmata funzionale all'ampliamento del V Sporgente del Porto di Taranto

Allegati alla relazione di calcolo strutturale allineamento "BC"

Data 05/2016
Rev. B
c.d.c.: C296A
514B

6	6	7	7	7	8	8	8	11	11	11
Q	M	N	Q	M	N	Q	M	N	Q	M
[kN/m]	[kNm/m]	[kN/m]	[kN/m]	[kNm/m]	[kN/m]	[kN/m]	[kNm/m]	[kN/m]	[kN/m]	[kNm/m]
0.00	0.00	0.00	0.00	0.00	0.00	0.00	0.00	0.00	0.00	0.00
0.00	0.00	0.00	0.00	0.00	0.00	0.00	0.00	0.00	0.00	0.00
0.00	0.00	0.00	0.00	0.00	0.00	0.00	0.00	0.00	0.00	0.00
0.00	0.00	0.00	0.00	0.00	0.00	0.00	0.00	0.00	0.00	0.00
0.00	0.00	0.00	0.00	0.00	0.00	0.00	0.00	0.00	0.00	0.00
0.00	0.00	0.00	0.00	0.00	0.00	0.00	0.00	0.00	0.00	0.00
0.00	0.00	0.00	0.00	0.00	0.00	0.00	0.00	0.00	0.00	0.00
0.00	0.00	0.00	0.00	0.00	0.00	0.00	0.00	0.00	0.00	0.00
0.00	0.00	0.00	0.00	0.00	0.00	0.00	0.00	0.00	0.00	0.00
0.00	0.00	0.00	0.00	0.00	0.00	0.00	0.00	0.00	0.00	0.00
0.00	0.00	0.00	0.00	0.00	0.00	0.00	0.00	0.01	0.02	0.00
-0.52	-0.03	0.00	0.00	0.00	0.00	0.00	0.00	0.41	1.78	0.15
-1.19	-0.14	0.00	0.00	0.00	0.00	0.00	0.00	1.03	4.58	0.74
-2.00	-0.33	0.00	0.00	0.00	0.00	0.00	0.00	1.81	8.15	1.91
-2.95	-0.64	0.00	0.00	0.00	0.00	0.00	0.00	2.69	12.21	3.82
-2.98	-0.64	0.00	0.01	0.00	0.00	0.02	0.00	2.65	11.96	3.82
-1.27	-1.04	-0.11	0.70	0.06	-0.28	1.12	0.10	3.37	15.55	6.40
0.15	-1.14	-0.26	1.63	0.28	-0.60	2.45	0.44	4.00	19.12	9.65
1.26	-1.00	-0.44	2.78	0.69	-0.96	3.97	1.03	4.57	22.67	13.57
2.02	-0.69	-0.66	4.15	1.33	-1.37	5.65	1.93	5.07	26.22	18.15
2.03	-0.69	-0.65	4.14	1.33	-1.36	5.60	1.93	5.07	26.25	18.15
2.47	-0.26	-0.91	5.75	2.26	-1.82	7.55	3.16	5.63	31.02	25.31
2.68	0.23	-1.20	7.59	3.50	-2.31	9.66	4.77	6.10	35.82	33.66
2.66	0.73	-1.53	9.65	5.12	-2.84	11.93	6.80	6.48	40.68	43.23
2.44	1.21	-1.89	11.95	7.14	-3.41	14.36	9.26	6.75	45.63	54.01
2.46	1.21	-1.89	11.96	7.14	-3.41	14.36	9.26	6.75	45.64	54.01
1.88	1.76	-2.44	15.38	10.55	-4.20	17.79	13.27	6.94	51.21	67.32
1.04	2.13	-3.05	19.24	14.87	-5.02	21.37	18.16	7.02	56.88	82.19
-0.06	2.26	-3.73	23.55	20.21	-5.87	25.13	23.97	7.00	62.64	98.62
-1.41	2.08	-4.49	28.30	26.68	-6.77	29.10	30.75	6.89	68.48	116.64
-1.41	2.08	-4.48	28.29	26.68	-6.77	29.09	30.75	6.89	68.48	116.64
-3.19	1.45	-5.39	34.00	35.23	-7.80	33.68	39.37	6.73	73.30	132.59
-5.28	0.29	-6.37	40.20	45.42	-8.87	38.44	49.29	6.52	78.14	149.63
-7.68	-1.48	-7.43	46.88	57.39	-9.98	43.37	60.53	6.25	83.01	167.76
-10.38	-3.96	-8.57	54.04	71.25	-11.12	48.47	73.15	5.93	87.91	186.99
-10.37	-3.96	-8.57	54.04	71.25	-11.12	48.46	73.15	5.93	87.92	186.99
-12.77	-6.56	-9.56	60.01	84.08	-12.07	52.72	84.53	5.52	93.10	207.99
-15.32	-9.71	-10.60	65.79	98.24	-13.04	57.06	96.89	5.05	98.36	230.22
-18.02	-13.46	-11.70	71.39	113.68	-14.03	61.46	110.22	4.52	103.70	253.68
-20.87	-17.83	-12.85	76.80	130.35	-15.03	65.94	124.55	3.92	109.12	278.37
-20.88	-17.83	-12.85	76.80	130.35	-15.03	65.95	124.55	3.91	109.13	278.37
-23.81	-23.02	-14.07	82.35	148.82	-16.10	70.74	140.41	3.24	114.67	304.34
-26.60	-28.88	-15.32	88.02	168.60	-17.20	75.65	157.40	2.49	120.37	331.62
-29.24	-35.36	-16.58	93.80	189.70	-18.32	80.68	175.55	1.67	126.22	360.25
-31.74	-42.44	-17.87	99.67	212.15	-19.47	85.83	194.87	0.76	132.22	390.24
-31.75	-42.44	-17.87	99.67	212.15	-19.48	85.84	194.87	0.77	132.21	390.24
-34.14	-50.09	-19.17	105.62	235.97	-20.66	91.15	215.40	-0.20	138.32	421.63
-36.42	-58.28	-20.49	111.66	261.20	-21.89	96.65	237.20	-1.24	144.54	454.47


Autorità Portuale di Taranto

Interventi per il dragaggio di 2,3 M m³ di sedimenti in area Molo Polisettoriale e per la realizzazione di un primo lotto della cassa di colmanta funzionale all'ampliamento del V Sporgente del Porto di Taranto

Allegati alla relazione di calcolo strutturale allineamento "BC"

Data 05/2016
Rev. B
c.d.c.: C296A
514B

-38.59	-66.99	-21.82	117.77	287.83	-23.16	102.33	260.30	-2.33	150.86	488.76
-40.66	-76.19	-23.17	123.95	315.88	-24.46	108.20	284.73	-3.49	157.27	524.52
-40.66	-76.19	-23.17	123.95	315.88	-24.46	108.18	284.73	-3.49	157.25	524.52
-42.59	-85.85	-24.53	130.22	345.37	-25.80	114.18	310.53	-4.69	163.69	561.76
-44.41	-95.96	-25.91	136.57	376.34	-27.17	120.32	337.75	-5.93	170.12	600.51
-46.11	-106.47	-27.31	142.99	408.80	-28.57	126.60	366.42	-7.20	176.55	640.76
-47.69	-117.36	-28.72	149.48	442.74	-30.00	132.99	396.54	-8.52	182.99	682.48
-47.68	-117.36	-28.72	149.48	442.74	-30.00	132.97	396.54	-8.56	183.18	682.48
-49.14	-128.59	-30.14	156.03	478.19	-31.44	139.43	428.15	-9.87	189.43	725.72
-50.44	-140.16	-31.57	162.65	515.19	-32.90	145.92	461.28	-11.22	195.71	770.44
-51.58	-152.01	-33.02	169.34	553.73	-34.36	152.45	495.92	-12.62	202.07	816.62
-52.54	-164.09	-34.48	176.11	593.82	-35.83	159.01	532.06	-14.08	208.53	864.26
-52.55	-164.09	-34.49	176.18	593.82	-35.87	159.20	532.06	-14.07	208.54	864.26
-53.22	-176.37	-35.96	182.96	635.49	-37.31	165.61	569.75	-15.56	215.23	913.43
-53.70	-188.79	-37.44	189.85	678.77	-38.75	172.08	608.96	-17.10	222.15	964.21
-53.98	-201.29	-38.95	196.86	723.67	-40.22	178.65	649.67	-18.69	229.30	1016.61
-54.08	-213.84	-40.48	204.01	770.18	-41.71	185.34	691.91	-20.34	236.70	1070.69
-54.07	-213.84	-40.48	204.02	770.18	-41.72	185.35	691.91	-20.29	236.50	1070.69
-54.00	-226.38	-42.06	211.39	818.38	-43.27	192.30	735.73	-22.09	244.54	1126.52
-53.74	-238.89	-43.66	218.94	868.34	-44.87	199.49	781.21	-23.73	251.91	1184.17
-53.29	-251.32	-45.29	226.65	920.07	-46.53	206.94	828.39	-25.24	258.71	1243.46
-52.64	-263.62	-46.95	234.53	973.58	-48.25	214.64	877.31	-26.65	265.00	1304.25
-53.04	-263.62	-46.90	234.21	973.58	-48.20	214.44	877.31	-26.91	266.39	1304.25
-51.56	-275.74	-48.67	242.77	1028.95	-50.07	222.81	928.06	-25.52	271.40	1369.33
-51.00	-287.63	-50.29	250.35	1086.22	-51.78	230.50	980.70	-24.33	277.16	1435.77
-51.38	-299.50	-51.75	256.91	1145.13	-53.36	237.58	1035.06	-23.20	283.16	1503.63
-52.73	-311.56	-53.05	262.43	1205.42	-54.82	244.13	1090.96	-22.02	288.84	1572.89
-47.84	-311.56	-53.26	264.44	1205.42	-55.14	245.73	1090.96	-21.87	288.29	1572.89
-23.03	-320.10	-52.18	266.22	1269.66	-53.76	252.04	1151.20	-21.18	292.77	1643.26
-0.19	-322.87	-51.13	267.86	1334.37	-52.55	258.98	1213.11	-20.43	296.25	1714.62
20.75	-320.35	-50.05	269.01	1399.40	-51.38	265.98	1276.68	-19.67	298.95	1786.73
39.88	-312.97	-48.86	269.36	1464.60	-50.15	272.50	1341.89	-18.95	301.10	1859.38
39.34	-312.97	-48.78	269.05	1464.60	-50.01	272.03	1341.89	-18.94	301.09	1859.38
57.16	-301.25	-48.21	268.03	1529.64	-49.29	277.28	1408.42	-18.52	302.62	1932.48
73.18	-285.43	-47.57	265.98	1594.34	-48.49	281.43	1476.11	-18.09	303.47	2005.91
87.69	-265.91	-46.90	263.07	1658.44	-47.66	284.69	1544.70	-17.64	303.57	2079.45
100.97	-243.05	-46.24	259.43	1721.71	-46.86	287.26	1613.95	-17.16	302.84	2152.88
100.83	-243.05	-46.21	259.35	1721.71	-46.84	287.23	1613.95	-17.17	302.90	2152.88
112.70	-217.17	-45.88	254.96	1783.99	-46.35	289.13	1683.75	-16.89	301.39	2226.06
122.96	-188.60	-45.47	249.60	1845.12	-45.83	290.21	1753.94	-16.56	299.11	2298.81
131.71	-157.72	-45.01	243.32	1904.85	-45.27	290.40	1824.28	-16.18	296.08	2370.91
139.02	-124.91	-44.51	236.21	1962.92	-44.66	289.65	1894.52	-15.76	292.31	2442.16
139.05	-124.91	-44.51	236.25	1962.92	-44.66	289.70	1894.52	-15.74	292.25	2442.16
145.28	-90.47	-44.18	228.34	2019.18	-44.23	288.03	1964.48	-15.53	287.71	2512.39
150.26	-54.64	-43.81	219.67	2073.46	-43.74	285.51	2033.97	-15.27	282.42	2581.46
154.02	-17.76	-43.39	210.26	2125.55	-43.20	282.17	2102.74	-14.97	276.39	2649.16
156.57	19.86	-42.95	200.15	2175.25	-42.61	278.02	2170.58	-14.63	269.61	2715.28
156.54	19.86	-42.93	200.11	2175.25	-42.59	277.98	2170.58	-14.64	269.70	2715.28
158.08	57.97	-42.69	189.28	2222.40	-42.22	273.02	2237.30	-14.48	262.25	2779.69
158.52	96.34	-42.42	177.80	2266.88	-41.81	267.29	2302.76	-14.29	254.17	2842.25
157.85	134.69	-42.13	165.68	2308.49	-41.34	260.78	2366.74	-14.06	245.49	2902.79
156.07	172.71	-41.80	152.92	2347.08	-40.83	253.51	2429.02	-13.81	236.25	2961.12
156.12	172.71	-41.80	152.98	2347.08	-40.84	253.58	2429.02	-13.78	236.18	2961.12
153.36	210.20	-41.65	139.64	2382.51	-40.52	245.57	2489.46	-13.72	226.37	3017.13
149.59	246.92	-41.48	125.78	2414.67	-40.16	236.89	2547.91	-13.62	215.95	3070.72
144.87	282.60	-41.28	111.46	2443.42	-39.76	227.58	2604.18	-13.49	204.98	3121.71
139.26	317.02	-41.09	96.71	2468.63	-39.34	217.67	2658.10	-13.33	193.49	3169.97
139.19	317.02	-41.06	96.63	2468.63	-39.32	217.61	2658.10	-13.34	193.54	3169.97

**Autorità Portuale di Taranto**

Interventi per il dragaggio di 2,3 M m³ di sedimenti in area Molo Polisettoriale e per la realizzazione di un primo lotto della cassa di colmata funzionale all'ampliamento del V Sporgente del Porto di Taranto

Allegati alla relazione di calcolo strutturale allineamento "BC"

Data 05/2016
Rev. B
c.d.c.: C296A
514B

132.71	349.96	-41.05	81.43	2490.20	-39.10	207.08	2709.53	-13.34	181.59	3215.39
125.23	381.21	-41.01	65.71	2508.02	-38.84	195.92	2758.35	-13.32	169.12	3257.88
116.78	410.55	-40.95	49.51	2521.99	-38.55	184.17	2804.40	-13.27	156.11	3297.28
107.41	437.71	-40.89	32.88	2531.97	-38.23	171.87	2847.52	-13.20	142.56	3333.45
107.43	437.71	-40.89	32.91	2531.97	-38.24	171.92	2847.52	-13.19	142.52	3333.45
97.36	462.52	-40.98	16.02	2537.91	-38.08	159.10	2887.60	-13.32	128.50	3366.28
86.32	484.79	-41.05	-1.35	2539.69	-37.91	145.71	2924.53	-13.41	113.82	3395.64
74.32	504.26	-41.11	-19.23	2537.21	-37.70	131.74	2958.15	-13.48	98.50	3421.37
61.33	520.71	-41.14	-37.64	2530.33	-37.47	117.19	2988.30	-13.52	82.59	3443.31
61.40	520.71	-41.16	-37.63	2530.33	-37.45	117.14	2988.30	-13.52	82.64	3443.31
47.41	533.90	-41.42	-56.47	2518.95	-37.44	102.02	3014.85	-13.73	66.38	3461.36
32.67	543.61	-41.66	-75.88	2502.94	-37.39	86.18	3037.65	-13.92	49.61	3475.41
17.36	549.68	-41.86	-95.87	2482.15	-37.30	69.64	3056.54	-14.10	32.39	3485.36
1.60	551.98	-42.03	-116.46	2456.45	-37.19	52.45	3071.34	-14.28	14.77	3491.07
1.81	551.98	-42.03	-116.47	2456.45	-37.20	52.51	3071.34	-14.25	14.68	3491.07
-12.35	550.67	-42.44	-137.81	2425.69	-37.26	34.90	3081.93	-14.61	-3.30	3492.46
-25.05	546.11	-42.76	-159.84	2389.63	-37.31	16.74	3088.19	-14.96	-21.76	3489.43
-36.32	538.65	-43.13	-181.98	2348.24	-37.34	-1.91	3090.00	-15.29	-40.68	3481.88
-46.17	528.64	-43.68	-203.61	2301.54	-37.36	-21.02	3087.23	-15.61	-60.06	3469.69
-46.21	528.64	-43.78	-203.29	2301.54	-37.33	-21.10	3087.23	-15.61	-60.05	3469.69
-54.71	516.39	-44.32	-221.51	2250.05	-37.56	-40.70	3079.76	-16.10	-79.66	3452.79
-62.00	502.23	-45.26	-236.96	2194.47	-37.78	-60.83	3067.47	-16.55	-99.68	3431.07
-68.11	486.45	-46.60	-249.68	2135.47	-37.97	-81.48	3050.25	-17.03	-119.85	3404.49
-73.05	469.34	-48.30	-259.74	2073.75	-38.15	-102.61	3027.97	-17.57	-139.92	3373.03
-73.04	469.34	-48.30	-259.85	2073.75	-38.15	-102.58	3027.97	-17.71	-139.44	3373.03
-76.79	451.17	-50.07	-267.53	2009.86	-38.49	-124.04	3000.55	-17.82	-158.91	3336.84
-79.39	432.23	-52.17	-273.06	1944.34	-38.81	-145.87	2967.85	-18.34	-174.82	3296.34
-80.83	412.80	-54.58	-276.48	1877.73	-39.16	-167.80	2929.87	-19.30	-187.03	3252.44
-81.11	393.17	-57.32	-277.81	1810.58	-39.60	-189.58	2886.59	-20.73	-195.39	3206.06
-81.08	393.17	-57.36	-277.82	1810.58	-39.75	-189.12	2886.59	-20.75	-195.58	3206.06
-80.17	373.63	-60.10	-277.16	1743.35	-39.79	-209.58	2838.25	-22.15	-200.20	3158.09
-77.96	354.45	-63.25	-274.53	1676.49	-40.31	-226.24	2785.38	-23.92	-201.87	3109.33
-74.47	335.96	-66.81	-269.98	1610.50	-41.34	-238.99	2728.96	-26.05	-200.66	3060.51
-69.71	318.48	-70.76	-263.54	1545.88	-42.89	-247.70	2669.95	-28.53	-196.62	3012.36
-69.68	318.48	-70.77	-263.53	1545.88	-42.90	-247.89	2669.95	-28.56	-196.70	3012.36
-63.61	302.32	-74.97	-255.24	1483.03	-44.47	-252.48	2609.31	-30.87	-190.03	2965.49
-56.19	287.78	-79.57	-245.13	1422.39	-46.48	-253.87	2547.91	-33.48	-181.04	2920.50
-47.44	275.20	-84.56	-233.22	1364.42	-48.90	-252.13	2486.56	-36.39	-169.77	2877.97
-37.35	264.91	-89.95	-219.52	1309.57	-51.73	-247.31	2426.04	-39.58	-156.29	2838.45
-37.34	264.91	-89.97	-219.54	1309.57	-51.75	-247.40	2426.04	-39.63	-157.08	2838.45
-25.86	257.23	-95.62	-204.09	1258.25	-54.49	-239.64	2367.02	-42.28	-141.18	2802.27
-13.07	252.49	-101.69	-187.00	1210.85	-57.59	-229.35	2310.17	-45.46	-123.82	2770.21
1.00	251.00	-108.18	-168.30	1167.78	-61.03	-216.62	2256.10	-48.76	-107.04	2742.23
16.31	253.07	-115.08	-148.04	1129.45	-64.79	-201.56	2205.43	-51.74	-92.86	2718.12
16.14	253.07	-115.14	-148.26	1129.45	-64.81	-202.01	2205.43	-50.55	-120.40	2718.12
32.78	258.97	-122.28	-126.43	1096.17	-68.48	-184.38	2158.59	-55.43	-118.83	2688.14
50.32	269.03	-129.91	-103.58	1068.30	-72.58	-165.32	2116.25	-59.80	-112.54	2659.10
68.46	283.40	-138.06	-80.05	1046.04	-77.04	-145.95	2078.52	-63.51	-101.15	2632.28
86.92	302.21	-146.76	-56.15	1029.55	-81.78	-127.38	2045.47	-66.39	-84.29	2608.98
80.09	302.21	-148.78	-62.74	1029.55	-83.69	-143.38	2045.47	-66.62	-84.42	2608.98
112.35	326.24	-152.26	-29.97	1017.94	-90.42	-117.94	2012.77	-68.38	-63.86	2590.36
145.64	358.47	-155.17	4.13	1014.68	-96.23	-90.12	1986.70	-70.52	-38.29	2577.46
180.08	399.17	-157.50	39.64	1020.12	-101.12	-59.67	1967.92	-73.28	-7.03	2571.69
215.78	448.61	-159.25	76.68	1034.62	-105.12	-26.33	1957.11	-72.74	6.09	2574.49
215.91	448.61	-159.28	76.71	1034.62	-105.23	-26.34	1957.11	-76.90	30.61	2574.49
252.66	507.14	-160.43	114.89	1058.54	-108.33	9.23	1954.93	-63.03	-64.54	2566.95
290.96	575.07	-161.10	154.50	1092.19	-110.88	47.30	1961.93	-54.27	-124.46	2543.11
331.18	652.82	-161.32	195.87	1135.96	-113.01	88.33	1978.83	-46.38	-174.14	2505.56
353.25	740.85	-161.63	219.36	1190.29	-112.84	112.30	2006.38	-39.25	-214.01	2456.86

**Autorità Portuale di Taranto**

Interventi per il dragaggio di 2,3 M m³ di sedimenti in area Molo Polisettoriale e per la realizzazione di un primo lotto della cassa di colmata funzionale all'ampliamento del V Sporgente del Porto di Taranto

Allegati alla relazione di calcolo strutturale allineamento "BC"

Data 05/2016
Rev. B
c.d.c.: C296A
514B

373.68	740.85	-161.09	239.31	1190.29	-114.80	132.77	2006.38	-38.93	-216.04	2456.86
284.32	820.32	-156.11	153.53	1236.66	-102.89	38.93	2025.03	-31.11	-247.43	2398.84
225.25	883.83	-153.44	98.53	1267.97	-94.77	-22.52	2026.83	-23.88	-273.79	2333.55
175.70	933.76	-153.03	53.84	1286.80	-88.68	-72.08	2014.76	-17.28	-294.77	2262.36
135.30	972.45	-154.27	18.94	1295.70	-84.82	-109.82	1991.78	-11.42	-310.03	2186.65
131.51	972.45	-153.56	15.06	1295.70	-84.30	-114.12	1991.78	-11.50	-310.88	2186.65
95.45	1000.77	-153.53	-15.33	1295.62	-80.37	-145.87	1959.23	-4.70	-322.86	2107.39
62.12	1020.38	-153.49	-42.74	1288.27	-77.81	-173.83	1919.15	0.93	-331.81	2025.47
32.24	1032.12	-153.42	-66.51	1274.55	-76.59	-197.22	1872.67	5.41	-337.80	1941.69
6.51	1036.86	-153.31	-85.97	1255.39	-76.67	-215.28	1820.99	8.77	-340.85	1856.82
6.29	1036.86	-153.28	-86.25	1255.39	-76.51	-216.21	1820.99	8.81	-341.06	1856.82
-16.82	1035.49	-152.80	-103.17	1231.66	-76.86	-231.29	1765.01	11.64	-342.01	1771.42
-37.32	1028.67	-152.16	-117.59	1204.01	-78.15	-243.48	1705.59	13.61	-341.30	1685.96
-55.26	1017.04	-151.37	-129.58	1173.05	-80.22	-252.84	1643.47	14.75	-338.95	1600.87
-70.68	1001.25	-150.40	-139.21	1139.42	-82.93	-259.42	1579.40	15.07	-334.99	1516.61
-70.81	1001.25	-150.40	-139.35	1139.42	-82.65	-259.65	1579.40	15.06	-334.95	1516.61
-84.39	981.82	-149.13	-147.38	1103.55	-84.48	-264.15	1513.90	14.78	-329.97	1433.49
-96.26	959.20	-147.68	-153.94	1065.85	-86.07	-267.03	1447.46	13.75	-323.93	1351.72
-106.43	933.82	-146.05	-159.03	1026.69	-87.43	-268.24	1380.50	12.00	-316.91	1271.57
-114.89	906.12	-144.25	-162.66	986.45	-88.54	-267.73	1313.48	9.54	-309.00	1193.34
-115.03	906.12	-144.25	-162.81	986.45	-88.54	-267.80	1313.48	9.63	-309.05	1193.34
-122.06	876.47	-142.16	-165.29	945.43	-89.27	-266.10	1246.73	6.38	-300.75	1117.12
-127.92	845.19	-139.89	-166.87	903.88	-89.75	-263.35	1180.52	3.36	-292.02	1043.00
-132.65	812.59	-137.44	-167.57	862.05	-89.98	-259.62	1115.11	0.57	-282.90	971.10
-136.29	778.95	-134.83	-167.44	820.17	-89.97	-254.98	1050.78	-1.99	-273.44	901.57
-136.36	778.95	-134.83	-167.50	820.17	-89.97	-255.06	1050.78	-1.98	-273.54	901.57
-139.08	744.51	-132.01	-166.70	778.39	-89.65	-249.78	987.68	-4.29	-264.02	834.39
-141.02	709.48	-129.02	-165.36	736.87	-89.10	-243.97	925.94	-6.37	-254.61	769.55
-142.23	674.05	-125.86	-163.53	695.73	-88.29	-237.68	865.71	-8.21	-245.33	707.05
-142.76	638.42	-122.54	-161.26	655.14	-87.24	-230.97	807.13	-9.81	-236.19	646.87
-142.85	638.42	-122.53	-161.35	655.14	-87.24	-231.06	807.13	-9.81	-236.19	646.87
-142.97	602.70	-119.02	-158.88	615.12	-85.92	-224.17	750.24	-11.19	-227.16	588.97
-142.81	566.96	-115.34	-156.33	575.70	-84.37	-217.24	695.05	-12.33	-218.26	533.28
-142.39	531.30	-111.49	-153.73	536.94	-82.58	-210.31	641.60	-13.24	-209.45	479.81
-141.73	495.78	-107.47	-151.09	498.84	-80.54	-203.39	589.90	-13.91	-200.72	428.55
-141.76	495.78	-107.47	-151.11	498.84	-80.54	-203.40	589.90	-13.90	-200.79	428.55
-140.97	460.45	-103.26	-148.52	461.40	-78.22	-196.58	539.91	-14.29	-192.31	379.43
-140.09	425.31	-98.85	-146.00	424.58	-75.63	-189.85	491.60	-14.40	-183.87	332.39
-139.13	390.39	-94.26	-143.55	388.38	-72.76	-183.25	444.96	-14.26	-175.41	287.47
-138.11	355.74	-89.47	-141.19	352.79	-69.61	-176.79	399.97	-13.86	-166.88	244.69
-138.12	355.74	-89.46	-141.21	352.79	-69.61	-176.85	399.97	-13.84	-166.83	244.69
-137.15	321.34	-84.44	-139.01	317.78	-66.14	-170.57	356.55	-13.15	-157.70	204.12
-136.10	287.18	-79.16	-136.88	283.28	-62.38	-164.41	314.67	-12.16	-148.03	165.89
-134.89	253.29	-73.63	-134.75	249.32	-58.33	-158.31	274.32	-10.85	-138.12	130.11
-133.44	219.75	-67.84	-132.54	215.92	-53.99	-152.22	235.51	-9.18	-128.24	96.83
-133.37	219.75	-67.81	-132.49	215.92	-53.96	-152.21	235.51	-9.31	-123.27	96.83
-131.00	186.70	-61.71	-129.53	183.16	-49.30	-145.51	198.30	-7.34	-114.50	67.13
-127.83	154.32	-55.22	-125.92	151.20	-44.26	-138.47	162.79	-5.06	-102.13	39.81
-123.88	122.83	-48.35	-121.65	120.24	-38.82	-131.30	129.06	-2.68	-81.80	16.72
-119.16	92.44	-41.07	-116.75	90.43	-32.96	-124.23	97.13	-0.41	-49.16	0.00
-115.45	92.44	-41.01	-113.14	90.43	-32.92	-119.62	97.13	0.00	0.00	0.00
-110.89	64.07	-33.39	-108.46	62.66	-26.78	-114.94	67.76	0.00	0.00	0.00
-99.17	37.56	-25.07	-96.92	36.73	-20.05	-103.89	40.14	0.00	0.00	0.00
-77.36	15.32	-16.06	-75.65	15.00	-12.76	-82.70	16.65	0.00	0.00	0.00
-42.55	0.00	-6.37	-41.75	0.00	-4.93	-47.61	0.00	0.00	0.00	0.00

**Autorità Portuale di Taranto**

Interventi per il dragaggio di 2,3 M m³ di sedimenti in area Molo Polisettoriale e per la realizzazione di un primo lotto della cassa di colmata funzionale all'ampliamento del V Sporgente del Porto di Taranto

Allegati alla relazione di calcolo strutturale allineamento "BC"

Data 05/2016
Rev. B
c.d.c.: C296A
514B

12			13			14			15		
N	Q	M	N	Q	M	N	Q	M	N	Q	M
[kN/m]	[kN/m]	[kNm/m]	[kN/m]	[kN/m]	[kNm/m]	[kN/m]	[kN/m]	[kNm/m]	[kN/m]	[kN/m]	[kNm/m]
0.00	0.00	0.00	0.00	0.00	0.00	0.00	0.00	0.00	0.00	0.00	0.00
0.00	0.00	0.00	0.00	0.00	0.00	0.00	0.00	0.00	0.00	0.00	0.00
0.00	0.00	0.00	0.00	0.00	0.00	0.00	0.00	0.00	0.00	0.00	0.00
0.00	0.00	0.00	0.00	0.00	0.00	0.00	0.00	0.00	0.00	0.00	0.00
0.00	0.00	0.00	0.00	0.00	0.00	0.00	0.00	0.00	0.00	0.00	0.00
0.00	0.00	0.00	0.00	0.00	0.00	0.00	0.00	0.00	0.00	0.00	0.00
0.00	0.00	0.00	0.00	0.00	0.00	0.00	0.00	0.00	0.00	0.00	0.00
0.00	0.00	0.00	0.00	0.00	0.00	0.00	0.00	0.00	0.00	0.00	0.00
0.00	0.00	0.00	0.00	0.00	0.00	0.00	0.00	0.00	0.00	0.00	0.00
0.00	0.00	0.00	0.00	0.00	0.00	0.00	0.00	0.00	0.00	0.00	0.00
0.00	0.00	0.00	0.00	0.00	0.00	0.00	0.00	0.00	0.00	0.00	0.00
0.00	0.00	0.00	0.00	0.00	0.00	0.00	0.00	0.00	0.00	0.00	0.00
0.00	0.00	0.00	0.00	0.00	0.00	0.00	0.00	0.00	0.00	0.00	0.00
0.00	0.00	0.00	0.00	0.00	0.00	0.00	0.00	0.00	0.00	0.00	0.00
0.00	0.00	0.00	0.00	0.00	0.00	0.00	0.00	0.00	0.00	0.00	0.00
0.00	-2.57	-0.16	0.00	0.00	0.00	0.00	0.00	0.00	0.00	0.00	0.00
0.00	-5.28	-0.65	0.00	0.00	0.00	0.00	0.00	0.00	0.00	0.00	0.00
0.00	-8.12	-1.48	0.00	0.00	0.00	0.00	0.00	0.00	0.00	0.00	0.00
0.00	-11.10	-2.68	0.00	0.00	0.00	0.00	0.00	0.00	0.00	0.00	0.00
0.03	-10.99	-2.68	-0.03	0.15	0.00	0.00	0.52	0.00	0.04	0.09	0.00
0.42	-14.08	-5.06	0.00	-0.02	0.00	-0.02	-0.19	-0.01	0.04	0.35	0.02
1.18	-15.74	-7.87	-0.11	0.43	0.03	-0.08	1.06	0.06	0.30	1.77	0.21
2.27	-16.24	-10.89	-0.33	1.40	0.19	-0.18	3.77	0.48	0.75	4.03	0.73
3.61	-15.81	-13.90	-0.64	2.78	0.58	-0.27	7.46	1.53	1.31	6.81	1.75
3.52	-16.15	-13.90	-0.61	2.65	0.58	-0.27	7.12	1.53	1.25	6.53	1.75
4.79	-16.41	-16.95	-0.93	4.04	1.21	-0.48	10.44	3.17	1.70	8.73	3.18
5.98	-17.18	-20.09	-1.27	5.54	2.10	-0.77	13.90	5.45	2.13	10.86	5.02
7.11	-18.44	-23.42	-1.63	7.15	3.29	-1.14	17.50	8.39	2.54	12.92	7.25
8.15	-20.18	-27.04	-2.02	8.85	4.79	-1.59	21.25	12.02	2.94	14.93	9.86
8.15	-20.12	-27.04	-2.02	8.87	4.79	-1.59	21.26	12.02	2.92	14.96	9.86
9.44	-22.74	-32.39	-2.57	11.62	7.33	-2.31	26.49	17.99	3.32	17.62	13.93
10.63	-25.39	-38.41	-3.15	15.10	10.66	-3.15	31.92	25.28	3.64	20.21	18.66
11.72	-28.03	-45.09	-3.75	19.36	14.95	-4.13	37.57	33.97	3.87	22.78	24.04
12.70	-30.63	-52.42	-4.40	24.41	20.41	-5.23	43.48	44.09	4.00	25.36	30.05
12.70	-30.61	-52.42	-4.40	24.41	20.41	-5.21	43.47	44.09	4.01	25.38	30.05
13.67	-33.33	-61.21	-5.15	30.88	27.99	-6.61	50.25	56.97	4.06	28.31	37.43
14.53	-35.95	-70.74	-5.94	38.25	37.47	-8.11	57.25	71.75	4.04	31.40	45.64
15.29	-38.45	-80.98	-6.75	46.51	49.11	-9.71	64.48	88.48	3.96	34.65	54.72
15.94	-40.84	-91.88	-7.59	55.65	63.13	-11.37	71.91	107.23	3.83	38.06	64.71
15.94	-40.85	-91.88	-7.59	55.64	63.13	-11.36	71.90	107.23	3.83	38.05	64.71
16.41	-42.73	-101.28	-8.29	63.75	76.55	-12.73	78.09	124.10	3.68	40.93	73.60
16.83	-44.57	-111.11	-9.00	72.44	91.86	-14.12	84.37	142.38	3.50	43.86	83.14
17.19	-46.35	-121.34	-9.72	81.70	109.19	-15.53	90.72	162.08	3.29	46.84	93.34
17.50	-48.07	-131.96	-10.44	91.54	128.67	-16.95	97.16	183.21	3.06	49.89	104.22
17.50	-48.05	-131.96	-10.45	91.57	128.67	-16.96	97.17	183.21	3.06	49.90	104.22
17.74	-49.65	-143.30	-11.23	102.17	151.15	-18.47	103.99	206.55	2.76	53.17	116.18
17.92	-51.14	-155.00	-12.05	112.90	176.11	-20.00	110.92	231.50	2.44	56.54	128.92
18.04	-52.49	-167.04	-12.89	123.77	203.59	-21.56	117.97	258.07	2.08	60.00	142.44
18.09	-53.72	-179.37	-13.76	134.76	233.59	-23.15	125.13	286.28	1.68	63.56	156.78
18.09	-53.71	-179.37	-13.76	134.78	233.59	-23.16	125.15	286.28	1.68	63.57	156.78
18.07	-54.76	-191.96	-14.67	145.94	266.16	-24.78	132.46	316.17	1.25	67.25	171.96
17.97	-55.61	-204.77	-15.62	157.31	301.36	-26.44	139.96	347.79	0.78	71.10	188.02
17.80	-56.25	-217.76	-16.61	168.88	339.23	-28.14	147.62	381.18	0.27	75.11	204.99
17.55	-56.68	-230.87	-17.65	180.63	379.78	-29.87	155.45	416.35	-0.29	79.30	222.90
17.55	-56.69	-230.87	-17.65	180.63	379.78	-29.87	155.44	416.35	-0.30	79.32	222.90
17.24	-56.95	-244.06	-18.71	192.52	423.08	-31.63	163.39	453.34	-0.88	83.63	241.81



Autorità Portuale di Taranto
Interventi per il dragaggio di 2,3 M m³ di sedimenti in area Molo Polisettoriale e per la realizzazione di un primo lotto della cassa di colmanta funzionale all'ampliamento del V Sporgente del Porto di Taranto

Allegati alla relazione di calcolo strutturale allineamento "BC"

Data 05/2016
Rev. B
c.d.c.: C296A
514B



16.87	-57.05	-257.30	-19.82	204.58	469.18	-33.42	171.46	492.22	-1.53	88.13	261.74
16.43	-56.98	-270.54	-20.95	216.80	518.10	-35.23	179.63	532.97	-2.22	92.82	282.75
15.94	-56.76	-283.75	-22.12	229.16	569.85	-37.06	187.88	575.62	-2.98	97.68	304.85
15.95	-56.78	-283.75	-22.12	229.14	569.85	-37.05	187.86	575.62	-2.97	97.66	304.85
15.41	-56.47	-296.89	-23.30	241.55	624.47	-38.89	196.14	620.18	-3.78	102.63	328.09
14.84	-56.10	-309.96	-24.49	254.00	682.00	-40.72	204.40	666.68	-4.61	107.65	352.51
14.24	-55.66	-322.94	-25.69	266.48	742.42	-42.54	212.64	715.10	-5.48	112.71	378.09
13.60	-55.14	-335.80	-26.89	278.99	805.72	-44.37	220.87	765.41	-6.38	117.80	404.84
13.56	-54.95	-335.80	-26.94	279.20	805.72	-44.41	221.06	765.41	-6.42	118.00	404.84
12.93	-54.55	-348.51	-28.11	291.56	871.95	-46.18	229.07	817.64	-7.24	122.86	432.79
12.26	-54.05	-361.12	-29.30	304.03	941.10	-47.96	237.08	871.76	-8.06	127.77	461.88
11.55	-53.39	-373.60	-30.53	316.66	1013.16	-49.74	245.12	927.74	-8.90	132.77	492.13
10.79	-52.55	-385.89	-31.79	329.46	1088.13	-51.53	253.22	985.57	-9.75	137.90	523.53
10.80	-52.54	-385.89	-31.79	329.46	1088.13	-51.54	253.23	985.57	-9.76	137.91	523.53
10.01	-51.39	-397.96	-33.13	342.56	1166.11	-53.37	261.51	1045.30	-10.65	143.33	556.17
9.18	-49.94	-409.73	-34.51	355.92	1247.20	-55.24	269.95	1107.00	-11.61	149.01	590.10
8.30	-48.16	-421.13	-35.96	369.52	1331.42	-57.15	278.56	1170.68	-12.63	154.97	625.39
7.37	-46.06	-432.07	-37.45	383.37	1418.78	-59.09	287.33	1236.34	-13.71	161.20	662.07
7.42	-46.27	-432.07	-37.41	383.18	1418.78	-59.04	287.10	1236.34	-13.68	161.03	662.07
6.35	-43.42	-442.46	-39.04	397.63	1509.40	-61.11	296.44	1304.08	-14.92	167.94	700.26
5.44	-41.19	-452.28	-40.54	411.48	1603.35	-62.98	304.92	1373.91	-16.03	174.35	740.00
4.66	-39.51	-461.63	-41.92	424.80	1700.45	-64.69	312.61	1445.62	-17.04	180.36	781.19
4.01	-38.31	-470.66	-43.20	437.67	1800.54	-66.23	319.58	1518.99	-17.95	186.07	823.72
4.18	-34.00	-470.66	-43.39	438.72	1800.54	-66.60	321.66	1518.99	-17.83	187.73	823.72
4.13	-13.77	-476.42	-41.83	441.55	1907.09	-65.48	328.94	1597.73	-17.89	198.86	870.53
4.06	5.31	-477.41	-40.44	444.90	2014.47	-64.48	336.81	1678.38	-17.99	209.25	919.99
4.02	23.00	-473.96	-39.12	448.33	2122.65	-63.50	344.74	1760.92	-18.08	218.71	971.84
4.04	39.05	-466.41	-37.77	451.40	2231.59	-62.44	352.21	1845.32	-18.10	227.04	1025.83
4.09	38.88	-466.41	-37.63	450.92	2231.59	-62.28	351.58	1845.32	-18.02	226.82	1025.83
4.00	53.89	-455.15	-36.73	452.94	2341.04	-61.67	357.97	1931.25	-18.25	233.59	1081.60
3.95	67.79	-440.40	-35.78	454.04	2450.91	-60.96	363.28	2018.62	-18.42	239.23	1138.88
3.93	80.83	-422.38	-34.83	454.39	2560.96	-60.22	367.79	2107.19	-18.58	243.94	1197.43
3.91	93.26	-401.29	-33.91	454.17	2670.96	-59.52	371.80	2196.73	-18.75	247.89	1256.98
3.91	93.21	-401.29	-33.89	454.13	2670.96	-59.50	371.76	2196.73	-18.74	247.92	1256.98
3.78	104.90	-377.29	-33.24	453.20	2780.82	-59.02	375.16	2287.17	-19.06	250.99	1317.40
3.67	115.78	-350.55	-32.60	451.60	2890.42	-58.51	377.93	2378.40	-19.36	253.34	1378.50
3.57	125.81	-321.27	-31.93	449.27	2999.55	-57.98	379.99	2470.21	-19.65	254.93	1440.08
3.49	134.99	-289.68	-31.24	446.15	3107.97	-57.40	381.31	2562.39	-19.91	255.70	1501.91
3.49	135.04	-289.68	-31.26	446.23	3107.97	-57.43	381.44	2562.39	-19.92	255.75	1501.91
3.32	143.53	-255.94	-30.77	442.30	3215.56	-56.98	382.10	2654.84	-20.29	255.72	1563.85
3.19	151.25	-220.21	-30.23	437.61	3322.15	-56.49	382.18	2747.43	-20.63	254.95	1625.72
3.08	158.21	-182.72	-29.63	432.16	3427.51	-55.95	381.68	2839.96	-20.94	253.45	1687.31
3.00	164.42	-143.64	-28.99	425.98	3531.42	-55.36	380.58	2932.26	-21.23	251.24	1748.43
3.01	164.35	-143.64	-28.98	425.93	3531.42	-55.35	380.50	2932.26	-21.21	251.20	1748.43
2.82	169.87	-103.16	-28.53	418.94	3633.72	-54.94	378.70	3024.18	-21.62	248.16	1808.90
2.66	174.59	-61.43	-28.05	411.21	3734.28	-54.50	376.21	3115.63	-22.00	244.40	1868.57
2.53	178.51	-18.64	-27.51	402.75	3832.88	-54.01	373.04	3206.40	-22.35	239.91	1927.25
2.43	181.64	24.98	-26.93	393.55	3929.30	-53.48	369.21	3296.27	-22.67	234.69	1984.72
2.42	181.71	24.98	-26.95	393.64	3929.30	-53.50	369.31	3296.27	-22.68	234.76	1984.72
2.22	184.15	69.28	-26.55	383.75	4023.43	-53.13	364.93	3385.17	-23.11	228.81	2040.85
2.03	185.87	114.11	-26.12	373.22	4115.13	-52.73	360.01	3472.99	-23.51	222.23	2095.49
1.87	186.92	159.28	-25.65	362.08	4204.20	-52.30	354.59	3559.55	-23.89	215.04	2148.47
1.73	187.32	204.60	-25.14	350.35	4290.47	-51.85	348.68	3644.70	-24.26	207.29	2199.61
1.75	187.22	204.60	-25.12	350.28	4290.47	-51.82	348.59	3644.70	-24.24	207.23	2199.61
1.50	187.04	249.93	-24.81	337.90	4373.79	-51.53	342.17	3728.34	-24.72	198.84	2248.79
1.27	186.14	295.14	-24.45	324.87	4454.08	-51.20	335.21	3810.40	-25.17	189.86	2295.88
1.06	184.57	340.06	-24.05	311.23	4531.14	-50.85	327.73	3890.71	-25.60	180.31	2340.73
0.87	182.38	384.49	-23.63	297.01	4604.79	-50.47	319.78	3969.11	-26.01	170.23	2383.17
0.86	182.42	384.49	-23.63	297.06	4604.79	-50.47	319.82	3969.11	-26.01	170.27	2383.17
0.58	179.68	428.34	-23.36	282.28	4674.94	-50.23	311.44	4045.54	-26.52	159.68	2423.13
0.31	176.29	471.47	-23.06	266.92	4741.47	-49.96	302.54	4119.92	-27.00	148.53	2460.47
0.05	172.23	513.70	-22.73	250.96	4804.21	-49.66	293.13	4192.08	-27.47	136.84	2495.05



Autorità Portuale di Taranto

Interventi per il dragaggio di 2,3 M m³ di sedimenti in area Molo Polisettoriale e per la realizzazione di un primo lotto della cassa di colmata funzionale all'ampliamento del V Sporgente del Porto di Taranto

Allegati alla relazione di calcolo strutturale allineamento "BC"

Data 05/2016
Rev. B
c.d.c.: C296A
514B



-0.19	167.49	554.84	-22.37	234.41	4862.98	-49.34	283.19	4261.86	-27.92	124.58	2526.71
-0.18	167.44	554.84	-22.36	234.36	4862.98	-49.33	283.14	4261.86	-27.91	124.54	2526.71
-0.55	162.15	594.76	-22.20	217.23	4917.67	-49.19	272.73	4329.17	-28.48	111.74	2555.33
-0.89	156.04	633.31	-21.99	199.38	4968.14	-49.01	261.67	4393.91	-29.02	98.26	2580.78
-1.21	149.15	670.30	-21.76	180.85	5014.21	-48.81	249.98	4455.90	-29.54	84.13	2602.88
-1.52	141.50	705.50	-21.49	161.67	5055.69	-48.58	237.70	4514.95	-30.04	69.37	2621.48
-1.52	141.55	705.50	-21.49	161.72	5055.69	-48.58	237.75	4514.95	-30.04	69.42	2621.48
-1.94	133.41	738.80	-21.40	142.03	5092.48	-48.50	225.04	4570.99	-30.64	54.24	2636.46
-2.34	124.62	770.07	-21.27	121.76	5124.44	-48.40	211.79	4623.91	-31.23	38.53	2647.71
-2.74	115.21	799.13	-21.12	100.94	5151.43	-48.27	198.04	4673.56	-31.80	22.35	2655.09
-3.13	105.25	825.83	-20.96	79.65	5173.30	-48.14	183.85	4719.80	-32.36	5.74	2658.50
-3.12	105.14	825.83	-20.93	79.56	5173.30	-48.10	183.73	4719.80	-32.34	5.66	2658.50
-3.64	94.67	850.03	-20.95	57.77	5189.94	-48.14	169.12	4762.53	-33.02	-11.39	2657.82
-4.15	83.54	871.63	-20.94	35.41	5201.23	-48.15	153.91	4801.67	-33.68	-28.95	2652.94
-4.65	71.76	890.45	-20.91	12.51	5207.05	-48.13	138.14	4837.06	-34.32	-47.01	2643.75
-5.14	59.36	906.34	-20.86	-10.93	5207.25	-48.09	121.83	4868.54	-34.95	-65.54	2630.13
-5.14	59.36	906.34	-20.85	-10.93	5207.25	-48.08	121.82	4868.54	-34.95	-65.53	2630.13
-5.75	46.53	919.18	-20.97	-34.65	5201.75	-48.19	105.16	4896.03	-35.68	-84.39	2612.00
-6.33	33.10	928.82	-21.06	-58.89	5190.42	-48.27	87.89	4919.42	-36.37	-103.67	2589.22
-6.93	19.33	935.19	-21.13	-83.57	5173.18	-48.31	70.10	4938.57	-37.07	-123.14	2561.76
-7.57	5.48	938.19	-21.20	-108.57	5149.92	-48.35	51.87	4953.34	-37.81	-142.56	2529.58
-7.69	5.98	938.19	-21.20	-108.55	5149.92	-48.33	51.80	4953.34	-37.91	-142.11	2529.58
-7.98	-7.54	937.93	-21.32	-133.96	5120.56	-48.49	32.89	4963.61	-38.33	-160.81	2492.84
-8.60	-17.60	934.81	-21.49	-158.90	5085.07	-48.64	13.71	4969.25	-39.03	-175.99	2451.97
-9.56	-24.06	929.69	-21.76	-183.17	5043.63	-48.81	-5.61	4970.24	-40.00	-187.51	2407.88
-10.89	-26.77	923.46	-22.15	-206.61	4996.42	-49.02	-24.96	4966.54	-41.29	-195.24	2361.46
-10.91	-26.97	923.46	-22.22	-206.38	4996.42	-49.07	-24.66	4966.54	-41.30	-195.43	2361.46
-12.20	-26.17	916.97	-22.44	-226.40	4943.95	-49.22	-43.05	4958.31	-42.55	-199.35	2313.60
-13.80	-22.59	911.01	-23.09	-242.89	4887.04	-49.55	-59.60	4945.83	-44.03	-200.39	2265.13
-15.68	-16.29	906.25	-24.16	-255.86	4826.56	-50.11	-74.10	4929.60	-45.75	-198.58	2216.75
-17.84	-7.33	903.33	-25.65	-265.34	4763.39	-50.93	-86.37	4910.12	-47.70	-193.97	2169.17
-17.87	-7.42	903.33	-25.67	-265.54	4763.39	-51.02	-86.24	4910.12	-47.72	-194.08	2169.17
-19.88	3.91	902.86	-26.92	-271.44	4698.33	-51.63	-94.76	4888.17	-49.52	-186.81	2123.01
-22.14	17.35	905.40	-28.51	-274.61	4632.13	-52.36	-101.74	4864.34	-51.51	-177.29	2078.87
-24.64	32.83	911.43	-30.42	-275.11	4565.50	-53.17	-107.34	4838.99	-53.69	-165.57	2037.29
-27.36	50.29	921.46	-32.63	-272.98	4499.09	-54.03	-111.73	4812.45	-56.03	-151.71	1998.84
-27.41	49.43	921.46	-32.69	-273.89	4499.09	-54.14	-112.36	4812.45	-56.08	-152.59	1998.84
-29.65	69.17	935.76	-34.22	-268.52	4433.34	-54.08	-114.88	4784.87	-58.00	-136.13	1963.83
-32.34	89.85	955.07	-36.40	-261.27	4369.21	-54.50	-116.01	4756.94	-60.26	-118.58	1933.02
-35.10	109.67	979.22	-38.74	-254.38	4306.72	-55.03	-117.53	4728.63	-62.57	-101.73	1906.32
-37.58	126.83	1007.95	-40.79	-250.08	4245.75	-55.28	-121.20	4699.81	-64.60	-87.36	1883.52
-37.11	101.51	1007.95	-39.08	-280.75	4245.75	-50.13	-148.33	4699.81	-64.60	-112.52	1883.52
-41.91	105.39	1033.71	-41.77	-287.67	4174.61	-43.50	-180.08	4658.58	-69.41	-108.93	1855.74
-46.28	114.16	1061.05	-45.08	-289.33	4102.35	-38.02	-202.62	4610.53	-73.83	-100.26	1829.47
-50.05	128.13	1091.23	-49.03	-285.29	4030.39	-34.27	-215.64	4558.04	-77.68	-86.18	1806.05
-53.06	147.61	1125.57	-53.64	-275.07	3960.22	-32.84	-218.85	4503.53	-80.81	-66.37	1786.86
-53.28	147.44	1125.57	-53.46	-275.07	3960.22	-33.00	-219.20	4503.53	-81.02	-66.50	1786.86
-55.25	170.53	1165.22	-56.39	-260.41	3893.19	-33.79	-216.81	4448.88	-83.13	-42.75	1773.11
-57.65	198.51	1211.24	-59.65	-239.56	3830.53	-37.42	-205.43	4395.87	-85.68	-13.71	1765.92
-60.74	232.05	1264.96	-63.49	-211.70	3773.97	-44.19	-184.07	4346.97	-88.95	21.29	1766.75



Autorità Portuale di Taranto

Interventi per il dragaggio di 2,3 M m³ di sedimenti in area Molo Polisettoriale e per la realizzazione di un primo lotto della cassa di colmata funzionale all'ampliamento del V Sporgente del Porto di Taranto

Allegati alla relazione di calcolo strutturale allineamento "BC"

Data 05/2016
Rev. B
c.d.c.: C296A
514B

-61.46	252.04	1327.79	-63.44	-202.17	3725.34	-47.17	-179.91	4304.76	-90.13	47.22	1777.12
-64.75	271.80	1327.79	-68.18	-176.02	3725.34	-54.43	-151.73	4304.76	-93.16	62.91	1777.12
-53.66	193.27	1383.32	-53.76	-268.43	3666.36	-37.90	-237.56	4252.36	-84.21	4.07	1783.44
-46.64	140.11	1424.89	-44.58	-327.11	3591.75	-29.12	-287.39	4186.68	-78.88	-34.58	1779.53
-40.31	92.59	1453.87	-35.83	-378.63	3503.36	-20.09	-332.81	4109.00	-74.05	-68.52	1766.54
-34.58	50.76	1471.66	-27.43	-423.39	3403.00	-10.05	-377.20	4020.31	-69.66	-97.54	1745.68
-34.32	49.23	1471.66	-27.28	-424.46	3403.00	-10.25	-377.38	4020.31	-69.44	-98.78	1745.68
-27.90	13.73	1479.47	-18.58	-457.73	3292.62	0.48	-419.02	3920.65	-64.36	-122.09	1718.03
-21.95	-18.63	1478.77	-10.78	-484.44	3174.68	10.52	-454.00	3811.35	-59.60	-142.78	1684.85
-16.53	-47.35	1470.46	-3.92	-504.34	3050.91	19.87	-482.28	3694.16	-55.21	-160.43	1646.88
-11.72	-71.93	1455.45	1.93	-517.17	2923.10	28.50	-503.78	3570.78	-51.24	-174.59	1604.93
-11.82	-72.55	1455.45	1.87	-517.85	2923.10	28.30	-503.66	3570.78	-51.36	-175.18	1604.93
-6.06	-94.45	1434.53	8.73	-526.15	2792.53	37.86	-519.08	3442.87	-46.46	-187.34	1559.59
-1.39	-113.93	1408.43	14.37	-530.00	2660.40	46.95	-530.13	3311.61	-42.51	-197.65	1511.42
2.23	-130.94	1377.76	18.80	-529.52	2527.84	55.60	-536.99	3178.10	-39.49	-206.08	1460.90
4.80	-145.44	1343.17	22.08	-524.83	2395.99	63.87	-539.88	3043.44	-37.40	-212.60	1408.54
4.84	-145.56	1343.17	22.12	-525.22	2395.99	63.87	-540.36	3043.44	-37.36	-212.68	1408.54
6.91	-157.96	1305.21	24.87	-517.81	2265.59	72.34	-540.50	2908.31	-35.72	-217.64	1354.73
8.18	-168.66	1264.33	26.75	-508.35	2137.26	80.50	-538.34	2773.39	-34.77	-221.39	1299.82
8.68	-177.63	1221.00	27.78	-496.94	2011.52	88.37	-534.02	2639.26	-34.50	-223.91	1244.12
8.41	-184.84	1175.66	27.98	-483.66	1888.94	96.00	-527.72	2506.54	-34.87	-225.16	1187.97
8.41	-184.78	1175.66	27.99	-483.75	1888.94	95.86	-528.05	2506.54	-34.87	-225.09	1187.97
7.58	-190.66	1128.71	27.58	-469.44	1769.80	102.77	-520.30	2375.50	-35.74	-225.47	1131.64
6.07	-195.14	1080.45	26.45	-454.22	1654.30	108.75	-511.46	2246.48	-37.20	-224.86	1075.32
3.89	-198.28	1031.23	24.62	-438.19	1542.70	113.82	-501.60	2119.79	-39.22	-223.33	1019.26
1.05	-200.14	981.42	22.10	-421.46	1435.26	118.02	-490.79	1995.76	-41.79	-220.91	963.73
1.16	-200.18	981.42	22.26	-421.54	1435.26	118.05	-490.90	1995.76	-41.68	-220.93	963.73
-2.44	-201.26	931.23	18.60	-404.61	1332.01	121.58	-479.47	1874.48	-44.87	-218.11	908.85
-5.75	-201.46	880.86	14.63	-387.58	1232.97	124.41	-467.74	1756.05	-47.67	-214.73	854.72
-8.77	-200.81	830.55	10.55	-370.50	1138.18	126.57	-455.72	1640.58	-50.08	-210.83	801.50
-11.51	-199.35	780.52	6.57	-353.46	1047.71	128.05	-443.48	1528.20	-52.09	-206.42	749.35
-11.50	-199.46	780.52	6.66	-353.51	1047.71	128.06	-443.40	1528.20	-52.09	-206.51	749.35
-13.94	-197.49	730.91	3.15	-336.73	961.46	128.72	-430.99	1418.93	-53.68	-201.88	698.31
-16.08	-195.18	681.81	-0.05	-320.42	879.30	128.77	-418.58	1312.71	-54.89	-197.15	648.41
-17.94	-192.53	633.32	-2.93	-304.61	801.17	128.19	-406.22	1209.59	-55.72	-192.31	599.72
-19.51	-189.56	585.57	-5.49	-289.31	726.96	126.98	-393.94	1109.59	-56.16	-187.39	552.26
-19.51	-189.57	585.57	-5.49	-289.30	726.96	126.97	-393.96	1109.59	-56.16	-187.40	552.26
-20.80	-186.29	538.59	-7.75	-274.50	656.51	125.00	-381.71	1012.66	-56.21	-182.38	506.05
-21.80	-182.72	492.44	-9.70	-260.18	589.67	122.38	-369.45	918.74	-55.87	-177.28	461.08
-22.51	-178.85	447.23	-11.34	-246.33	526.35	119.12	-357.12	827.89	-55.14	-172.06	417.40
-22.93	-174.64	403.05	-12.66	-232.92	466.46	115.21	-344.68	740.18	-54.02	-166.70	375.06
-22.92	-174.72	403.05	-12.65	-232.98	466.46	115.21	-344.76	740.18	-54.00	-166.78	375.06
-22.99	-170.39	359.91	-13.61	-220.16	409.84	110.63	-332.18	655.58	-52.42	-161.48	334.04
-22.74	-165.73	317.88	-14.23	-207.70	356.35	105.39	-319.14	574.13	-50.39	-156.04	294.33
-22.16	-160.71	277.06	-14.50	-195.55	305.94	99.48	-305.61	496.01	-47.93	-150.41	256.01
-21.27	-155.26	237.56	-14.44	-183.65	258.56	92.89	-291.54	421.37	-45.02	-144.55	219.15
-21.25	-155.21	237.56	-14.42	-183.59	258.56	92.87	-291.37	421.37	-45.00	-144.50	219.15
-20.01	-148.84	199.54	-14.00	-171.39	214.18	85.56	-276.18	350.40	-41.63	-137.93	183.83
-18.40	-141.60	163.22	-13.19	-158.94	172.89	77.46	-259.31	283.43	-37.74	-130.71	150.24
-16.38	-133.77	128.78	-11.97	-146.51	134.69	68.61	-241.08	220.83	-33.32	-123.09	118.49
-13.95	-125.63	96.36	-10.31	-134.38	99.60	59.03	-221.82	162.97	-28.34	-115.35	88.70
-14.05	-120.65	96.36	-10.43	-129.50	99.60	58.53	-214.98	162.97	-28.36	-110.64	88.70
-11.26	-113.41	67.11	-8.40	-118.80	68.59	48.17	-197.09	111.44	-22.93	-104.05	61.88
-8.09	-102.00	39.94	-5.96	-104.71	40.43	36.96	-171.78	64.96	-16.97	-93.82	36.92
-4.71	-82.13	16.80	-3.34	-82.96	16.86	24.66	-133.24	26.63	-10.58	-75.91	15.60
-1.31	-49.47	0.00	-0.72	-49.28	0.00	11.05	-75.69	0.00	-3.88	-46.28	0.00

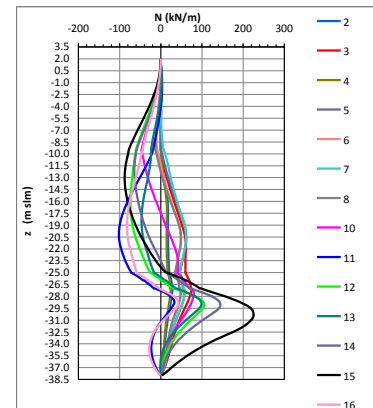
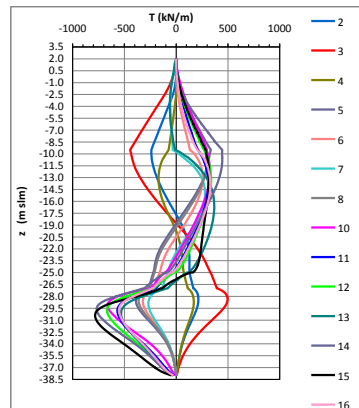
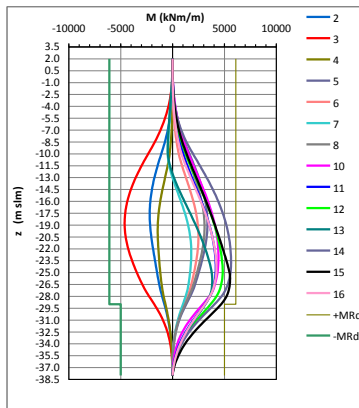
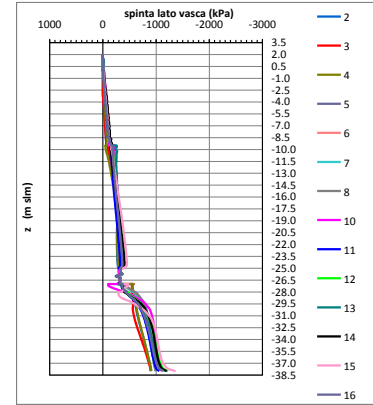
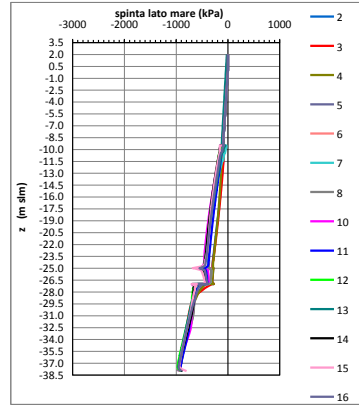
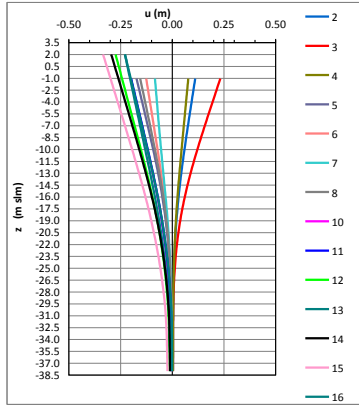
**Autorità Portuale di Taranto**

Interventi per il dragaggio di 2,3 M m³ di sedimenti in area Molo Polisettoriale e per la realizzazione di un primo lotto della cassa di colmata funzionale all'ampliamento del V Sporgente del Porto di Taranto

Allegati alla relazione di calcolo strutturale allineamento "BC"

Data 05/2016
Rev. B
c.d.c.: C296A
514B

1.6.4 Grafici



Autorità Portuale di Taranto
Interventi per il dragaggio di 2,3 M m³ di sedimenti in area Molo Polisettoriale e per la realizzazione di un primo lotto della cassa di colmata funzionale all'ampliamento del V Sporgente del Porto di Taranto

Allegati alla relazione di calcolo strutturale allineamento "BC"

Data 05/2016
Rev. B
c.d.c.: C296A
514B

1.7 TABULATI DI INPUT ED OUTPUT SEZIONE 8 (C.D.)

1.7.1 Riepilogo deformazioni

FASE	2		3		4		5		6		7	
Y	Ux	Uy	Ux	Uy	Ux	Uy	Ux	Uy	Ux	Uy	Ux	Uy
[m]	[m]	[m]	[m]	[m]	[m]	[m]	[m]	[m]	[m]	[m]	[m]	[m]
3.50	0.000	0.000	0.000	0.000	0.000	0.000	0.000	0.000	0.000	0.000	0.000	0.000
3.13	0.000	0.000	0.000	0.000	0.000	0.000	0.000	0.000	0.000	0.000	0.000	0.000
2.75	0.000	0.000	0.000	0.000	0.000	0.000	0.000	0.000	0.000	0.000	0.000	0.000
2.38	0.000	0.000	0.000	0.000	0.000	0.000	0.000	0.000	0.000	0.000	0.000	0.000
2.00	0.000	0.000	0.000	0.000	0.000	0.000	0.000	0.000	0.000	0.000	0.000	0.000
2.00	0.158	0.007	0.291	0.009	0.112	0.007	-0.019	-0.003	0.033	-0.002	-0.058	-0.002
1.88	0.157	0.007	0.289	0.009	0.112	0.007	-0.018	-0.003	0.033	-0.002	-0.057	-0.002
1.75	0.156	0.007	0.288	0.009	0.111	0.007	-0.018	-0.003	0.033	-0.002	-0.057	-0.002
1.63	0.155	0.007	0.286	0.009	0.111	0.007	-0.018	-0.003	0.033	-0.002	-0.056	-0.002
1.50	0.154	0.007	0.284	0.009	0.110	0.007	-0.018	-0.003	0.033	-0.002	-0.056	-0.002
1.50	0.154	0.007	0.284	0.009	0.110	0.007	-0.018	-0.003	0.033	-0.002	-0.056	-0.002
1.13	0.152	0.007	0.279	0.009	0.108	0.007	-0.017	-0.003	0.032	-0.002	-0.054	-0.002
0.75	0.149	0.007	0.274	0.009	0.107	0.007	-0.017	-0.003	0.031	-0.002	-0.053	-0.002
0.38	0.146	0.007	0.268	0.009	0.105	0.007	-0.016	-0.003	0.031	-0.002	-0.052	-0.002
0.00	0.143	0.007	0.263	0.009	0.103	0.007	-0.016	-0.003	0.030	-0.002	-0.050	-0.002
0.00	0.143	0.007	0.263	0.009	0.103	0.007	-0.016	-0.003	0.030	-0.002	-0.050	-0.002
-0.25	0.142	0.007	0.259	0.009	0.102	0.007	-0.015	-0.003	0.030	-0.002	-0.049	-0.002
-0.50	0.140	0.007	0.256	0.009	0.101	0.007	-0.015	-0.003	0.029	-0.002	-0.049	-0.002
-0.75	0.138	0.007	0.252	0.009	0.099	0.007	-0.014	-0.003	0.029	-0.002	-0.048	-0.002
-1.00	0.136	0.007	0.249	0.009	0.098	0.007	-0.014	-0.003	0.028	-0.002	-0.047	-0.002
-1.00	0.136	0.007	0.249	0.009	0.098	0.007	-0.014	-0.003	0.028	-0.002	-0.047	-0.002
-1.28	0.134	0.007	0.245	0.009	0.097	0.007	-0.014	-0.003	0.028	-0.002	-0.046	-0.002
-1.55	0.132	0.007	0.241	0.009	0.096	0.007	-0.013	-0.003	0.027	-0.002	-0.045	-0.002
-1.83	0.130	0.007	0.237	0.009	0.094	0.007	-0.013	-0.003	0.027	-0.002	-0.044	-0.002
-2.10	0.128	0.007	0.233	0.009	0.093	0.007	-0.012	-0.003	0.027	-0.002	-0.043	-0.002
-2.10	0.128	0.007	0.233	0.009	0.093	0.007	-0.012	-0.003	0.027	-0.002	-0.043	-0.002
-2.33	0.126	0.007	0.230	0.009	0.092	0.007	-0.012	-0.003	0.026	-0.002	-0.042	-0.002
-2.55	0.125	0.007	0.227	0.009	0.091	0.007	-0.012	-0.003	0.026	-0.002	-0.041	-0.002
-2.78	0.123	0.007	0.224	0.009	0.090	0.007	-0.011	-0.003	0.025	-0.002	-0.040	-0.002
-3.00	0.121	0.007	0.221	0.009	0.089	0.007	-0.011	-0.003	0.025	-0.002	-0.040	-0.002
-3.00	0.121	0.007	0.221	0.009	0.089	0.007	-0.011	-0.003	0.025	-0.002	-0.040	-0.002
-3.38	0.119	0.007	0.216	0.009	0.087	0.007	-0.011	-0.003	0.024	-0.002	-0.038	-0.002
-3.75	0.116	0.007	0.210	0.009	0.085	0.007	-0.010	-0.003	0.024	-0.002	-0.037	-0.002
-4.13	0.113	0.007	0.205	0.009	0.083	0.007	-0.009	-0.003	0.023	-0.002	-0.035	-0.002
-4.50	0.111	0.007	0.200	0.009	0.082	0.007	-0.009	-0.003	0.023	-0.002	-0.034	-0.002
-4.50	0.111	0.007	0.200	0.009	0.082	0.007	-0.009	-0.003	0.023	-0.002	-0.034	-0.002
-4.88	0.108	0.007	0.195	0.009	0.080	0.007	-0.008	-0.003	0.022	-0.002	-0.033	-0.002
-5.25	0.105	0.007	0.189	0.009	0.078	0.007	-0.008	-0.003	0.021	-0.002	-0.032	-0.002
-5.63	0.102	0.007	0.184	0.009	0.076	0.007	-0.007	-0.003	0.021	-0.002	-0.030	-0.002
-6.00	0.100	0.007	0.179	0.009	0.075	0.007	-0.007	-0.003	0.020	-0.002	-0.029	-0.002
-6.00	0.100	0.007	0.179	0.009	0.075	0.007	-0.007	-0.003	0.020	-0.002	-0.029	-0.002
-6.38	0.097	0.007	0.174	0.009	0.073	0.007	-0.006	-0.003	0.019	-0.002	-0.028	-0.002
-6.75	0.094	0.007	0.169	0.009	0.071	0.007	-0.006	-0.003	0.019	-0.002	-0.026	-0.002
-7.13	0.092	0.007	0.164	0.009	0.069	0.007	-0.005	-0.003	0.018	-0.002	-0.025	-0.002
-7.50	0.089	0.007	0.159	0.009	0.068	0.007	-0.005	-0.003	0.018	-0.002	-0.024	-0.002
-7.50	0.089	0.007	0.159	0.009	0.068	0.007	-0.005	-0.003	0.018	-0.002	-0.024	-0.002
-7.88	0.086	0.007	0.154	0.009	0.066	0.007	-0.004	-0.003	0.017	-0.002	-0.023	-0.002
-8.25	0.084	0.007	0.149	0.009	0.064	0.007	-0.004	-0.003	0.017	-0.002	-0.021	-0.002
-8.63	0.081	0.007	0.144	0.009	0.062	0.007	-0.003	-0.003	0.016	-0.002	-0.020	-0.002
-9.00	0.078	0.007	0.139	0.009	0.061	0.007	-0.003	-0.003	0.015	-0.002	-0.019	-0.002
-9.00	0.078	0.007	0.139	0.009	0.061	0.007	-0.003	-0.003	0.015	-0.002	-0.019	-0.002



Autorità Portuale di Taranto
Interventi per il dragaggio di 2,3 M m³ di sedimenti in area Molo Polisettoriale e per la realizzazione di un primo lotto della cassa di colmata funzionale all'ampliamento del V Sporgente del Porto di Taranto

Allegati alla relazione di calcolo strutturale allineamento "BC"

Data 05/2016
Rev. B
c.d.c.: C296A
514B



-9.44	0.075	0.007	0.133	0.009	0.059	0.007	-0.003	-0.003	0.015	-0.002	-0.018	-0.002
-9.88	0.073	0.007	0.128	0.009	0.057	0.007	-0.002	-0.003	0.014	-0.002	-0.016	-0.002
-10.31	0.070	0.007	0.122	0.009	0.055	0.007	-0.002	-0.003	0.014	-0.002	-0.015	-0.002
-10.75	0.067	0.007	0.117	0.009	0.053	0.007	-0.001	-0.003	0.013	-0.002	-0.014	-0.002
-10.75	0.067	0.007	0.117	0.009	0.053	0.007	-0.001	-0.003	0.013	-0.002	-0.014	-0.002
-11.19	0.064	0.007	0.111	0.009	0.051	0.007	-0.001	-0.003	0.012	-0.002	-0.013	-0.002
-11.63	0.061	0.007	0.106	0.009	0.049	0.007	-0.001	-0.003	0.012	-0.002	-0.012	-0.002
-12.06	0.058	0.007	0.101	0.009	0.047	0.007	0.000	-0.003	0.011	-0.002	-0.011	-0.002
-12.50	0.056	0.007	0.096	0.009	0.045	0.007	0.000	-0.003	0.011	-0.002	-0.010	-0.002
-12.50	0.056	0.007	0.096	0.009	0.045	0.007	0.000	-0.003	0.011	-0.002	-0.010	-0.002
-12.94	0.053	0.007	0.091	0.009	0.043	0.007	0.000	-0.003	0.010	-0.002	-0.009	-0.002
-13.38	0.051	0.007	0.087	0.009	0.041	0.007	0.001	-0.003	0.010	-0.002	-0.008	-0.002
-13.81	0.048	0.007	0.082	0.009	0.039	0.007	0.001	-0.003	0.009	-0.002	-0.007	-0.002
-14.25	0.046	0.007	0.078	0.009	0.038	0.007	0.001	-0.003	0.009	-0.002	-0.006	-0.002
-14.25	0.046	0.007	0.078	0.009	0.038	0.007	0.001	-0.003	0.009	-0.002	-0.006	-0.002
-14.69	0.043	0.007	0.073	0.009	0.036	0.007	0.001	-0.003	0.008	-0.002	-0.006	-0.002
-15.13	0.041	0.007	0.069	0.009	0.034	0.007	0.001	-0.003	0.008	-0.002	-0.005	-0.002
-15.56	0.039	0.007	0.065	0.009	0.033	0.007	0.001	-0.003	0.007	-0.002	-0.004	-0.002
-16.00	0.037	0.007	0.061	0.009	0.031	0.007	0.001	-0.003	0.007	-0.002	-0.004	-0.002
-16.00	0.037	0.007	0.061	0.009	0.031	0.007	0.001	-0.003	0.007	-0.002	-0.004	-0.002
-16.44	0.035	0.007	0.057	0.009	0.029	0.007	0.001	-0.003	0.007	-0.002	-0.003	-0.002
-16.88	0.033	0.007	0.054	0.009	0.028	0.007	0.002	-0.003	0.006	-0.002	-0.003	-0.002
-17.31	0.031	0.007	0.050	0.009	0.026	0.007	0.002	-0.003	0.006	-0.002	-0.002	-0.002
-17.75	0.029	0.007	0.047	0.009	0.025	0.007	0.002	-0.003	0.006	-0.002	-0.002	-0.002
-17.75	0.029	0.007	0.047	0.009	0.025	0.007	0.002	-0.003	0.006	-0.002	-0.002	-0.002
-18.19	0.028	0.007	0.044	0.009	0.024	0.007	0.002	-0.003	0.005	-0.002	-0.001	-0.002
-18.63	0.026	0.007	0.041	0.009	0.022	0.007	0.002	-0.003	0.005	-0.002	-0.001	-0.002
-19.06	0.024	0.007	0.038	0.009	0.021	0.007	0.002	-0.003	0.005	-0.002	-0.001	-0.002
-19.50	0.023	0.007	0.035	0.009	0.020	0.007	0.002	-0.003	0.004	-0.002	-0.001	-0.002
-19.50	0.023	0.007	0.035	0.009	0.020	0.007	0.002	-0.003	0.004	-0.002	-0.001	-0.002
-19.94	0.021	0.007	0.033	0.009	0.019	0.007	0.002	-0.003	0.004	-0.002	0.000	-0.002
-20.38	0.020	0.007	0.030	0.009	0.018	0.007	0.002	-0.003	0.004	-0.002	0.000	-0.002
-20.81	0.019	0.007	0.028	0.009	0.017	0.007	0.002	-0.003	0.004	-0.001	0.000	-0.002
-21.25	0.018	0.007	0.026	0.009	0.016	0.007	0.002	-0.003	0.004	-0.001	0.000	-0.002
-21.25	0.018	0.007	0.026	0.009	0.016	0.007	0.002	-0.003	0.004	-0.001	0.000	-0.002
-21.69	0.016	0.007	0.024	0.009	0.015	0.007	0.002	-0.003	0.003	-0.001	0.001	-0.002
-22.13	0.015	0.007	0.022	0.009	0.014	0.007	0.002	-0.003	0.003	-0.001	0.001	-0.002
-22.56	0.014	0.007	0.020	0.009	0.013	0.007	0.002	-0.003	0.003	-0.001	0.001	-0.002
-23.00	0.014	0.007	0.018	0.009	0.012	0.007	0.002	-0.003	0.003	-0.001	0.001	-0.002
-23.00	0.014	0.007	0.018	0.009	0.012	0.007	0.002	-0.003	0.003	-0.001	0.001	-0.002
-23.63	0.012	0.007	0.016	0.009	0.011	0.007	0.002	-0.003	0.003	-0.001	0.001	-0.002
-24.25	0.011	0.007	0.015	0.009	0.010	0.007	0.002	-0.003	0.003	-0.001	0.001	-0.002
-24.88	0.010	0.007	0.013	0.009	0.009	0.007	0.002	-0.003	0.003	-0.001	0.001	-0.002
-25.50	0.009	0.007	0.012	0.009	0.009	0.007	0.002	-0.003	0.002	-0.001	0.001	-0.002
-25.50	0.009	0.007	0.012	0.009	0.009	0.007	0.002	-0.003	0.002	-0.001	0.001	-0.002
-26.00	0.009	0.007	0.011	0.009	0.008	0.007	0.002	-0.003	0.002	-0.001	0.001	-0.002
-26.50	0.008	0.007	0.010	0.009	0.008	0.007	0.002	-0.003	0.002	-0.001	0.001	-0.002
-27.00	0.008	0.007	0.009	0.009	0.007	0.007	0.002	-0.003	0.002	-0.001	0.001	-0.002
-27.50	0.008	0.007	0.008	0.009	0.007	0.007	0.002	-0.003	0.002	-0.001	0.001	-0.002



Autorità Portuale di Taranto

Interventi per il dragaggio di 2,3 M m³ di sedimenti in area Molo Polisettoriale e per la realizzazione di un primo lotto della cassa di colmata funzionale all'ampliamento del V Sporgente del Porto di Taranto

Allegati alla relazione di calcolo strutturale allineamento "BC"

Data 05/2016
Rev. B
c.d.c.: C296A
514B



-27.50	0.008	0.007	0.008	0.009	0.007	0.007	0.002	-0.003	0.002	-0.001	0.001	-0.002
-27.90	0.007	0.007	0.008	0.009	0.007	0.007	0.002	-0.003	0.002	-0.001	0.001	-0.002
-28.29	0.007	0.007	0.007	0.009	0.007	0.007	0.002	-0.003	0.002	-0.001	0.002	-0.002
-28.69	0.007	0.007	0.007	0.009	0.006	0.007	0.002	-0.003	0.002	-0.001	0.002	-0.002
-29.08	0.007	0.007	0.007	0.009	0.006	0.007	0.002	-0.003	0.002	-0.001	0.002	-0.002
-29.08	0.007	0.007	0.007	0.009	0.006	0.007	0.002	-0.003	0.002	-0.001	0.002	-0.002
-29.48	0.006	0.007	0.007	0.009	0.006	0.007	0.002	-0.003	0.002	-0.001	0.002	-0.002
-29.88	0.006	0.007	0.006	0.009	0.006	0.007	0.002	-0.003	0.002	-0.001	0.002	-0.002
-30.27	0.006	0.007	0.006	0.009	0.006	0.007	0.002	-0.003	0.002	-0.001	0.002	-0.002
-30.67	0.006	0.007	0.006	0.009	0.006	0.007	0.002	-0.003	0.002	-0.001	0.002	-0.002
-30.67	0.006	0.007	0.006	0.009	0.006	0.007	0.002	-0.003	0.002	-0.001	0.002	-0.002
-31.06	0.006	0.007	0.006	0.009	0.006	0.007	0.002	-0.003	0.002	-0.001	0.002	-0.002
-31.46	0.006	0.007	0.006	0.009	0.005	0.007	0.002	-0.003	0.002	-0.001	0.002	-0.002
-31.85	0.006	0.007	0.006	0.009	0.005	0.007	0.002	-0.003	0.002	-0.001	0.002	-0.002
-32.25	0.006	0.007	0.006	0.009	0.005	0.007	0.002	-0.003	0.002	-0.001	0.002	-0.002
-32.25	0.006	0.007	0.006	0.009	0.005	0.007	0.002	-0.003	0.002	-0.001	0.002	-0.002
-32.65	0.006	0.007	0.005	0.009	0.005	0.007	0.002	-0.003	0.002	-0.001	0.002	-0.002
-33.04	0.006	0.007	0.005	0.009	0.005	0.007	0.002	-0.003	0.002	-0.001	0.002	-0.002
-33.44	0.006	0.007	0.005	0.009	0.005	0.007	0.002	-0.003	0.002	-0.001	0.002	-0.002
-33.83	0.006	0.007	0.005	0.009	0.005	0.007	0.002	-0.003	0.002	-0.001	0.002	-0.002
-33.83	0.006	0.007	0.005	0.009	0.005	0.007	0.002	-0.003	0.002	-0.001	0.002	-0.002
-34.23	0.006	0.007	0.005	0.009	0.005	0.007	0.002	-0.003	0.002	-0.001	0.002	-0.002
-34.63	0.006	0.007	0.005	0.009	0.005	0.007	0.002	-0.003	0.002	-0.001	0.002	-0.002
-35.02	0.006	0.007	0.005	0.009	0.005	0.007	0.002	-0.003	0.002	-0.001	0.002	-0.002
-35.42	0.005	0.007	0.005	0.009	0.005	0.007	0.002	-0.003	0.002	-0.001	0.002	-0.002
-35.42	0.005	0.007	0.005	0.009	0.005	0.007	0.002	-0.003	0.002	-0.001	0.002	-0.002
-35.81	0.005	0.007	0.005	0.009	0.005	0.007	0.002	-0.003	0.002	-0.001	0.002	-0.002
-36.21	0.005	0.007	0.005	0.009	0.005	0.007	0.002	-0.003	0.003	-0.001	0.002	-0.002
-36.60	0.005	0.007	0.005	0.009	0.005	0.007	0.002	-0.003	0.003	-0.001	0.002	-0.002
-37.00	0.005	0.007	0.005	0.009	0.005	0.007	0.002	-0.003	0.003	-0.001	0.002	-0.002



Autorità Portuale di Taranto

Interventi per il dragaggio di 2,3 M m³ di sedimenti in area Molo Polisettoriale e per la realizzazione di un primo lotto della cassa di colmanta funzionale all'ampliamento del V Sporgente del Porto di Taranto

Allegati alla relazione di calcolo strutturale allineamento "BC"

Data 05/2016
Rev. B
c.d.c.: C296A
514B

7		8		11		12		13		14		15	
Ux	Uy	Ux	Uy	Ux	Uy	Ux	Uy	Ux	Uy	Ux	Uy	Ux	Uy
[m]	[m]	[m]	[m]	[m]	[m]	[m]	[m]	[m]	[m]	[m]	[m]	[m]	[m]
0.000	0.000	0.000	0.000	0.000	0.000	0.000	0.000	0.000	0.000	0.000	0.000	0.000	0.000
0.000	0.000	0.000	0.000	0.000	0.000	0.000	0.000	0.000	0.000	0.000	0.000	0.000	0.000
0.000	0.000	0.000	0.000	0.000	0.000	0.000	0.000	0.000	0.000	0.000	0.000	0.000	0.000
0.000	0.000	0.000	0.000	0.000	0.000	0.000	0.000	0.000	0.000	0.000	0.000	0.000	0.000
0.000	0.000	0.000	0.000	0.000	0.000	0.000	0.000	0.000	0.000	0.000	0.000	0.000	0.000
-0.058	-0.002	-0.108	-0.001	-0.122	-0.003	-0.093	-0.003	-0.149	-0.003	-0.171	-0.003	-0.089	-0.002
-0.057	-0.002	-0.107	-0.001	-0.121	-0.003	-0.092	-0.003	-0.148	-0.003	-0.170	-0.003	-0.088	-0.002
-0.057	-0.002	-0.107	-0.001	-0.121	-0.003	-0.092	-0.003	-0.147	-0.003	-0.169	-0.003	-0.088	-0.002
-0.056	-0.002	-0.106	-0.001	-0.120	-0.003	-0.091	-0.003	-0.146	-0.003	-0.168	-0.003	-0.087	-0.002
-0.056	-0.002	-0.105	-0.001	-0.119	-0.003	-0.091	-0.003	-0.145	-0.003	-0.167	-0.003	-0.087	-0.002
-0.056	-0.002	-0.105	-0.001	-0.119	-0.003	-0.091	-0.003	-0.145	-0.003	-0.167	-0.003	-0.087	-0.002
-0.054	-0.002	-0.103	-0.001	-0.117	-0.003	-0.089	-0.003	-0.143	-0.003	-0.164	-0.003	-0.085	-0.002
-0.053	-0.002	-0.101	-0.001	-0.115	-0.003	-0.087	-0.003	-0.140	-0.003	-0.162	-0.003	-0.083	-0.002
-0.052	-0.002	-0.099	-0.001	-0.112	-0.003	-0.085	-0.003	-0.138	-0.003	-0.159	-0.003	-0.081	-0.002
-0.050	-0.002	-0.097	-0.001	-0.110	-0.003	-0.083	-0.003	-0.135	-0.003	-0.156	-0.003	-0.079	-0.002
-0.050	-0.002	-0.097	-0.001	-0.110	-0.003	-0.083	-0.003	-0.135	-0.003	-0.156	-0.003	-0.079	-0.002
-0.049	-0.002	-0.096	-0.001	-0.109	-0.003	-0.082	-0.003	-0.133	-0.003	-0.155	-0.003	-0.077	-0.002
-0.049	-0.002	-0.094	-0.001	-0.107	-0.003	-0.081	-0.003	-0.132	-0.003	-0.153	-0.003	-0.076	-0.002
-0.048	-0.002	-0.093	-0.001	-0.106	-0.003	-0.080	-0.003	-0.130	-0.003	-0.151	-0.003	-0.075	-0.002
-0.047	-0.002	-0.091	-0.001	-0.104	-0.003	-0.079	-0.003	-0.128	-0.003	-0.149	-0.003	-0.073	-0.002
-0.047	-0.002	-0.091	-0.001	-0.104	-0.003	-0.079	-0.003	-0.128	-0.003	-0.149	-0.003	-0.073	-0.002
-0.046	-0.002	-0.090	-0.001	-0.103	-0.003	-0.077	-0.003	-0.126	-0.003	-0.147	-0.003	-0.072	-0.002
-0.045	-0.002	-0.088	-0.001	-0.101	-0.003	-0.076	-0.003	-0.124	-0.003	-0.145	-0.003	-0.071	-0.002
-0.044	-0.002	-0.087	-0.001	-0.099	-0.003	-0.075	-0.003	-0.122	-0.003	-0.143	-0.003	-0.069	-0.002
-0.043	-0.002	-0.085	-0.001	-0.098	-0.003	-0.073	-0.003	-0.121	-0.003	-0.141	-0.003	-0.068	-0.002
-0.043	-0.002	-0.085	-0.001	-0.098	-0.003	-0.073	-0.003	-0.121	-0.003	-0.141	-0.003	-0.068	-0.002
-0.042	-0.002	-0.084	-0.001	-0.096	-0.003	-0.072	-0.003	-0.119	-0.003	-0.140	-0.003	-0.067	-0.002
-0.041	-0.002	-0.083	-0.001	-0.095	-0.003	-0.071	-0.003	-0.117	-0.003	-0.138	-0.003	-0.065	-0.002
-0.040	-0.002	-0.082	-0.001	-0.094	-0.003	-0.070	-0.003	-0.116	-0.003	-0.137	-0.003	-0.064	-0.002
-0.040	-0.002	-0.080	-0.001	-0.092	-0.003	-0.069	-0.003	-0.114	-0.003	-0.135	-0.003	-0.063	-0.002
-0.040	-0.002	-0.080	-0.001	-0.092	-0.003	-0.069	-0.003	-0.114	-0.003	-0.135	-0.003	-0.063	-0.002
-0.038	-0.002	-0.078	-0.001	-0.090	-0.003	-0.067	-0.003	-0.112	-0.003	-0.132	-0.003	-0.061	-0.002
-0.037	-0.002	-0.076	-0.001	-0.088	-0.003	-0.066	-0.003	-0.109	-0.003	-0.130	-0.003	-0.059	-0.002
-0.035	-0.002	-0.074	-0.001	-0.086	-0.003	-0.064	-0.003	-0.107	-0.003	-0.127	-0.003	-0.057	-0.002
-0.034	-0.002	-0.072	-0.001	-0.084	-0.003	-0.062	-0.003	-0.104	-0.003	-0.124	-0.003	-0.055	-0.002
-0.034	-0.002	-0.072	-0.001	-0.084	-0.003	-0.062	-0.003	-0.104	-0.003	-0.124	-0.003	-0.055	-0.002
-0.033	-0.002	-0.070	-0.001	-0.081	-0.003	-0.060	-0.003	-0.101	-0.003	-0.122	-0.003	-0.053	-0.002
-0.032	-0.002	-0.068	-0.001	-0.079	-0.003	-0.059	-0.003	-0.099	-0.003	-0.119	-0.003	-0.052	-0.002
-0.030	-0.002	-0.066	-0.001	-0.077	-0.003	-0.057	-0.003	-0.096	-0.003	-0.117	-0.003	-0.050	-0.002
-0.029	-0.002	-0.064	-0.001	-0.075	-0.003	-0.055	-0.003	-0.094	-0.003	-0.114	-0.003	-0.048	-0.002
-0.029	-0.002	-0.064	-0.001	-0.075	-0.003	-0.055	-0.003	-0.094	-0.003	-0.114	-0.003	-0.048	-0.002
-0.028	-0.002	-0.062	-0.001	-0.073	-0.003	-0.053	-0.003	-0.091	-0.003	-0.111	-0.003	-0.046	-0.002
-0.026	-0.002	-0.060	-0.001	-0.071	-0.003	-0.052	-0.003	-0.089	-0.003	-0.109	-0.003	-0.044	-0.002
-0.025	-0.002	-0.058	-0.001	-0.069	-0.003	-0.050	-0.003	-0.086	-0.003	-0.106	-0.003	-0.042	-0.002
-0.024	-0.002	-0.056	-0.001	-0.066	-0.003	-0.048	-0.003	-0.084	-0.003	-0.104	-0.003	-0.040	-0.002
-0.024	-0.002	-0.056	-0.001	-0.066	-0.003	-0.048	-0.003	-0.084	-0.003	-0.104	-0.003	-0.040	-0.002



Autorità Portuale di Taranto
Interventi per il dragaggio di 2,3 M m³ di sedimenti in area Molo Polisettoriale e per la realizzazione di un primo lotto della cassa di colmanta funzionale all'ampliamento del V Sporgente del Porto di Taranto

Allegati alla relazione di calcolo strutturale allineamento "BC"

Data 05/2016
Rev. B
c.d.c.: C296A
514B



-0.023	-0.002	-0.054	-0.001	-0.064	-0.003	-0.047	-0.003	-0.081	-0.003	-0.101	-0.003	-0.039	-0.002
-0.021	-0.002	-0.052	-0.001	-0.062	-0.003	-0.045	-0.003	-0.079	-0.003	-0.099	-0.003	-0.037	-0.002
-0.020	-0.002	-0.050	-0.001	-0.060	-0.003	-0.043	-0.003	-0.077	-0.003	-0.096	-0.003	-0.035	-0.002
-0.019	-0.002	-0.048	-0.001	-0.058	-0.003	-0.042	-0.003	-0.074	-0.003	-0.094	-0.003	-0.033	-0.002
-0.019	-0.002	-0.048	-0.001	-0.058	-0.003	-0.042	-0.003	-0.074	-0.003	-0.094	-0.003	-0.033	-0.002
-0.018	-0.002	-0.046	-0.001	-0.056	-0.003	-0.040	-0.003	-0.071	-0.003	-0.091	-0.003	-0.031	-0.002
-0.016	-0.002	-0.044	-0.001	-0.054	-0.003	-0.038	-0.003	-0.069	-0.003	-0.088	-0.003	-0.029	-0.002
-0.015	-0.002	-0.042	-0.001	-0.052	-0.003	-0.036	-0.003	-0.066	-0.003	-0.085	-0.003	-0.027	-0.002
-0.014	-0.002	-0.040	-0.001	-0.049	-0.003	-0.035	-0.003	-0.064	-0.003	-0.083	-0.003	-0.026	-0.002
-0.014	-0.002	-0.040	-0.001	-0.049	-0.003	-0.035	-0.003	-0.064	-0.003	-0.083	-0.003	-0.026	-0.002
-0.013	-0.002	-0.038	-0.001	-0.047	-0.003	-0.033	-0.003	-0.061	-0.003	-0.080	-0.003	-0.024	-0.002
-0.012	-0.002	-0.036	-0.001	-0.045	-0.003	-0.031	-0.003	-0.059	-0.003	-0.077	-0.003	-0.022	-0.002
-0.011	-0.002	-0.034	-0.001	-0.043	-0.003	-0.030	-0.003	-0.056	-0.003	-0.075	-0.003	-0.020	-0.002
-0.010	-0.002	-0.032	-0.001	-0.041	-0.003	-0.028	-0.003	-0.054	-0.003	-0.072	-0.003	-0.019	-0.002
-0.010	-0.002	-0.032	-0.001	-0.041	-0.003	-0.028	-0.003	-0.054	-0.003	-0.072	-0.003	-0.019	-0.002
-0.009	-0.002	-0.031	-0.001	-0.039	-0.003	-0.027	-0.003	-0.051	-0.003	-0.070	-0.003	-0.017	-0.002
-0.008	-0.002	-0.029	-0.001	-0.038	-0.003	-0.026	-0.003	-0.049	-0.003	-0.068	-0.003	-0.016	-0.002
-0.007	-0.002	-0.027	-0.001	-0.036	-0.003	-0.024	-0.003	-0.047	-0.003	-0.065	-0.003	-0.014	-0.002
-0.006	-0.002	-0.026	-0.001	-0.034	-0.003	-0.023	-0.003	-0.045	-0.003	-0.063	-0.003	-0.013	-0.002
-0.006	-0.002	-0.026	-0.001	-0.034	-0.003	-0.023	-0.003	-0.045	-0.003	-0.063	-0.003	-0.013	-0.002
-0.006	-0.002	-0.024	-0.001	-0.032	-0.003	-0.022	-0.003	-0.043	-0.003	-0.061	-0.003	-0.011	-0.002
-0.005	-0.002	-0.023	-0.001	-0.031	-0.003	-0.021	-0.003	-0.041	-0.003	-0.059	-0.003	-0.010	-0.002
-0.004	-0.002	-0.022	-0.001	-0.029	-0.003	-0.019	-0.003	-0.039	-0.003	-0.057	-0.003	-0.009	-0.002
-0.004	-0.002	-0.020	-0.001	-0.028	-0.003	-0.018	-0.003	-0.037	-0.003	-0.055	-0.003	-0.008	-0.002
-0.004	-0.002	-0.020	-0.001	-0.028	-0.003	-0.018	-0.003	-0.037	-0.003	-0.055	-0.003	-0.008	-0.002
-0.003	-0.002	-0.019	-0.001	-0.027	-0.003	-0.017	-0.003	-0.035	-0.003	-0.053	-0.003	-0.007	-0.002
-0.003	-0.002	-0.018	-0.001	-0.025	-0.003	-0.016	-0.003	-0.034	-0.003	-0.051	-0.003	-0.006	-0.002
-0.002	-0.002	-0.017	-0.001	-0.024	-0.003	-0.015	-0.003	-0.032	-0.003	-0.050	-0.003	-0.005	-0.002
-0.002	-0.002	-0.016	-0.001	-0.023	-0.003	-0.015	-0.003	-0.031	-0.003	-0.048	-0.003	-0.004	-0.002
-0.002	-0.002	-0.016	-0.001	-0.023	-0.003	-0.015	-0.003	-0.031	-0.003	-0.048	-0.003	-0.004	-0.002
-0.001	-0.002	-0.015	-0.001	-0.022	-0.003	-0.014	-0.003	-0.029	-0.003	-0.046	-0.003	-0.003	-0.002
-0.001	-0.002	-0.014	-0.001	-0.021	-0.003	-0.013	-0.003	-0.028	-0.003	-0.045	-0.003	-0.002	-0.002
-0.001	-0.002	-0.013	-0.001	-0.020	-0.003	-0.012	-0.003	-0.026	-0.003	-0.043	-0.003	-0.001	-0.002
-0.001	-0.002	-0.012	-0.001	-0.019	-0.003	-0.012	-0.003	-0.025	-0.003	-0.042	-0.003	-0.001	-0.002
-0.001	-0.002	-0.012	-0.001	-0.019	-0.003	-0.012	-0.003	-0.025	-0.003	-0.042	-0.003	-0.001	-0.002
0.000	-0.002	-0.011	-0.001	-0.018	-0.003	-0.011	-0.003	-0.024	-0.003	-0.040	-0.003	0.000	-0.002
0.000	-0.002	-0.011	-0.001	-0.017	-0.003	-0.010	-0.003	-0.022	-0.003	-0.039	-0.003	0.001	-0.002
0.000	-0.002	-0.010	-0.001	-0.016	-0.003	-0.010	-0.003	-0.021	-0.003	-0.037	-0.003	0.001	-0.002
0.000	-0.002	-0.009	-0.001	-0.015	-0.003	-0.009	-0.003	-0.020	-0.003	-0.036	-0.003	0.002	-0.002
0.000	-0.002	-0.009	-0.001	-0.015	-0.003	-0.009	-0.003	-0.020	-0.003	-0.036	-0.003	0.002	-0.002
0.001	-0.002	-0.009	-0.001	-0.014	-0.003	-0.009	-0.003	-0.019	-0.003	-0.035	-0.003	0.002	-0.002
0.001	-0.002	-0.008	-0.001	-0.013	-0.003	-0.009	-0.003	-0.018	-0.003	-0.034	-0.003	0.003	-0.002
0.001	-0.002	-0.008	-0.001	-0.013	-0.003	-0.008	-0.003	-0.017	-0.003	-0.032	-0.003	0.003	-0.002
0.001	-0.002	-0.007	-0.001	-0.012	-0.003	-0.008	-0.003	-0.016	-0.003	-0.031	-0.003	0.004	-0.002
0.001	-0.002	-0.007	-0.001	-0.012	-0.003	-0.008	-0.003	-0.016	-0.003	-0.031	-0.003	0.004	-0.002
0.001	-0.002	-0.006	-0.001	-0.011	-0.003	-0.007	-0.003	-0.015	-0.003	-0.030	-0.003	0.004	-0.002
0.001	-0.002	-0.006	-0.001	-0.010	-0.003	-0.007	-0.003	-0.013	-0.003	-0.028	-0.003	0.005	-0.002
0.001	-0.002	-0.005	-0.001	-0.010	-0.003	-0.006	-0.003	-0.012	-0.003	-0.027	-0.003	0.005	-0.002
0.001	-0.002	-0.005	-0.001	-0.009	-0.003	-0.006	-0.003	-0.011	-0.003	-0.025	-0.003	0.005	-0.002
0.001	-0.002	-0.005	-0.001	-0.009	-0.003	-0.006	-0.003	-0.011	-0.003	-0.025	-0.003	0.005	-0.002
0.001	-0.002	-0.004	-0.001	-0.009	-0.003	-0.006	-0.003	-0.010	-0.003	-0.024	-0.003	0.006	-0.002
0.001	-0.002	-0.004	-0.001	-0.008	-0.003	-0.006	-0.003	-0.009	-0.003	-0.023	-0.003	0.006	-0.002
0.001	-0.002	-0.004	-0.001	-0.008	-0.003	-0.005	-0.003	-0.009	-0.003	-0.022	-0.003	0.006	-0.002
0.001	-0.002	-0.004	-0.001	-0.007	-0.003	-0.005	-0.003	-0.008	-0.003	-0.022	-0.003	0.006	-0.002
0.001	-0.002	-0.004	-0.001	-0.007	-0.003	-0.005	-0.003	-0.008	-0.003	-0.022	-0.003	0.006	-0.002
0.001	-0.002	-0.003	-0.001	-0.007	-0.003	-0.005	-0.003	-0.007	-0.003	-0.021	-0.003	0.006	-0.002
0.002	-0.002	-0.003	-0.001	-0.007	-0.003	-0.005	-0.003	-0.007	-0.003	-0.020	-0.003	0.006	-0.002
0.002	-0.002	-0.003	-0.001	-0.006	-0.003	-0.005	-0.003	-0.007	-0.003	-0.020	-0.003	0.006	-0.002
0.002	-0.002	-0.003	-0.001	-0.006	-0.003	-0.005	-0.003	-0.006	-0.003	-0.019	-0.003	0.006	-0.002
0.002	-0.002	-0.003	-0.001	-0.006	-0.003	-0.005	-0.003	-0.006	-0.003	-0.019	-0.003	0.006	-0.002
0.002	-0.002	-0.003	-0.001	-0.006	-0.003	-0.005	-0.003	-0.006	-0.003	-0.019	-0.003	0.006	-0.002



Autorità Portuale di Taranto
 Interventi per il dragaggio di 2,3 M m³ di sedimenti in area Molo Polisettoriale e per la realizzazione di un primo lotto della cassa di colmanta funzionale all'ampliamento del V Sporgente del Porto di Taranto

Allegati alla relazione di calcolo strutturale allineamento "BC"

Data 05/2016
 Rev. B
 c.d.c.: C296A
 514B

1.7.2 Riepilogo spinte

FASE	2		3		4		5	
	Mare [kPa]	Vasca [kPa]	Mare [kPa]	Vasca [kPa]	Mare [kPa]	Vasca [kPa]	Mare [kPa]	Vasca [kPa]
3.50	0.00	0.00	0.00	0.00	0.00	0.00	0.00	0.00
3.13	0.00	0.00	0.00	0.00	0.00	0.00	0.00	0.00
2.75	0.00	0.00	0.00	0.00	0.00	0.00	0.00	0.00
2.38	0.00	0.00	0.00	0.00	0.00	0.00	0.00	0.00
2.00	0.00	0.00	-3.70	0.00	0.00	0.00	0.00	0.00
2.00	0.00	0.00	-3.70	0.00	0.00	0.00	0.00	0.00
1.88	0.00	0.00	-4.86	0.00	0.00	0.00	0.00	0.00
1.75	0.00	0.00	-6.01	0.00	0.00	0.00	0.00	0.00
1.63	0.00	0.00	-7.17	0.00	0.00	0.00	0.00	0.00
1.50	0.00	0.00	-8.32	0.00	0.00	0.00	0.00	0.00
1.50	0.00	0.00	-8.33	0.00	0.00	0.00	0.00	-7.09
1.13	0.00	0.00	-11.79	0.00	0.00	0.00	0.00	-9.88
0.75	0.00	0.00	-15.26	0.00	0.00	0.00	0.00	-12.02
0.38	0.00	0.00	-18.73	0.00	0.00	0.00	0.00	-14.78
0.00	0.00	0.00	-22.20	0.00	0.00	0.00	0.00	-17.37
0.00	0.00	0.00	-22.20	0.00	0.00	0.00	0.00	-17.37
-0.25	-2.50	0.00	-24.52	0.00	-2.50	-2.50	-2.50	-19.03
-0.50	-5.00	0.00	-26.85	0.00	-5.00	-5.00	-5.00	-20.68
-0.75	-7.50	0.00	-29.17	0.00	-7.50	-7.50	-7.50	-22.34
-1.00	-10.00	0.00	-31.50	0.00	-10.00	-10.00	-10.00	-24.02
-1.00	-10.00	0.00	-31.50	0.00	-10.00	-10.00	-10.00	-24.02
-1.28	-12.75	0.00	-34.06	0.00	-12.75	-12.75	-12.75	-25.86
-1.55	-15.50	0.00	-36.61	0.00	-15.50	-15.50	-15.50	-27.65
-1.83	-18.25	0.00	-39.17	0.00	-18.25	-18.25	-18.25	-29.46
-2.10	-21.00	0.00	-41.73	0.00	-21.00	-21.00	-21.00	-31.32
-2.10	-21.00	0.00	-41.73	0.00	-21.00	-21.00	-21.00	-31.32
-2.33	-23.25	0.00	-43.82	0.00	-23.25	-20.93	-23.25	-32.78
-2.55	-25.50	0.00	-45.91	0.00	-25.50	-20.87	-25.50	-34.40
-2.78	-27.75	0.00	-48.01	0.00	-27.75	-20.80	-27.75	-36.01
-3.00	-30.00	0.00	-50.10	0.00	-30.00	-20.73	-30.00	-37.53
-3.00	-30.00	0.00	-50.10	0.00	-30.00	-20.73	-30.00	-37.53
-3.38	-33.75	0.00	-53.59	0.00	-33.75	-20.62	-33.75	-39.95
-3.75	-37.50	-2.50	-57.07	-2.50	-37.50	-23.01	-37.50	-43.22
-4.13	-41.25	-6.25	-60.56	-6.25	-41.25	-26.64	-41.25	-48.23
-4.50	-45.00	-10.00	-64.05	-10.00	-45.00	-30.28	-45.00	-52.42
-4.50	-45.00	-10.00	-64.05	-10.00	-45.00	-30.28	-45.00	-52.42
-4.88	-48.75	-13.75	-67.54	-13.75	-48.75	-33.92	-48.75	-57.92
-5.25	-52.50	-17.50	-71.02	-17.50	-52.50	-37.56	-52.50	-62.08
-5.63	-56.25	-21.25	-74.51	-21.25	-56.25	-41.19	-56.25	-66.28
-6.00	-60.00	-25.00	-78.00	-25.00	-60.00	-44.83	-60.00	-70.96
-6.00	-60.00	-25.00	-78.00	-25.00	-60.00	-44.83	-60.00	-70.97
-6.38	-63.75	-28.75	-81.49	-28.75	-63.75	-48.47	-63.75	-76.15
-6.75	-67.50	-32.50	-84.97	-32.50	-67.50	-52.11	-67.50	-81.21
-7.13	-71.25	-36.25	-88.46	-36.25	-71.25	-55.74	-71.25	-85.92
-7.50	-75.00	-40.00	-91.95	-40.00	-75.00	-59.38	-75.00	-89.45
-7.50	-75.00	-40.00	-91.95	-40.00	-75.00	-59.38	-75.00	-89.45
-7.88	-78.75	-43.75	-95.44	-43.75	-78.75	-63.02	-78.75	-95.69



Autorità Portuale di Taranto
Interventi per il dragaggio di 2,3 M m³ di sedimenti in area Molo Polisettoriale e per la realizzazione di un primo lotto della cassa di colmanta funzionale all'ampliamento del V Sporgente del Porto di Taranto

Allegati alla relazione di calcolo strutturale allineamento "BC"

Data 05/2016
Rev. B
c.d.c.: C296A
514B



-8.25	-82.50	-47.50	-98.92	-47.50	-82.50	-66.66	-82.50	-95.92
-8.63	-86.25	-51.25	-102.41	-51.25	-86.25	-70.29	-86.25	-94.18
-9.00	-90.00	-55.00	-105.90	-55.00	-90.00	-73.93	-90.00	-87.96
-9.00	-90.00	-93.78	-90.00	-109.71	-106.56	-61.49	-139.45	-102.71
-9.44	-94.38	-94.73	-94.38	-109.77	-111.22	-67.53	-137.22	-93.00
-9.88	-98.75	-103.45	-98.75	-117.71	-116.28	-76.74	-143.24	-99.34
-10.31	-103.13	-112.24	-103.13	-128.63	-120.67	-86.74	-152.43	-107.86
-10.75	-107.50	-121.64	-107.50	-139.28	-124.66	-97.20	-159.51	-115.62
-10.75	-107.50	-121.64	-107.50	-139.28	-124.66	-97.20	-159.51	-115.62
-11.19	-112.02	-129.98	-111.96	-148.33	-127.53	-107.01	-168.17	-123.36
-11.63	-117.73	-138.39	-118.88	-157.48	-132.33	-116.89	-179.22	-130.94
-12.06	-121.57	-146.45	-121.41	-165.92	-134.44	-126.51	-184.81	-138.50
-12.50	-126.15	-154.46	-126.16	-174.38	-137.73	-136.08	-191.37	-146.08
-12.50	-126.15	-154.46	-126.16	-174.38	-137.73	-136.08	-191.37	-146.08
-12.94	-130.14	-161.84	-130.32	-181.58	-140.61	-145.13	-196.52	-153.65
-13.38	-133.75	-169.33	-134.71	-189.12	-143.05	-154.24	-199.14	-161.24
-13.81	-138.69	-176.16	-139.38	-195.88	-147.27	-162.74	-203.40	-169.10
-14.25	-142.50	-182.87	-143.65	-202.65	-150.10	-171.07	-202.66	-176.91
-14.25	-142.50	-182.87	-143.65	-202.65	-150.10	-171.07	-202.66	-176.91
-14.69	-148.35	-189.10	-147.79	-208.86	-155.39	-178.89	-205.43	-184.92
-15.13	-156.64	-195.09	-151.25	-215.06	-163.43	-186.42	-213.08	-193.10
-15.56	-164.03	-200.30	-158.28	-220.58	-170.36	-193.11	-217.74	-201.04
-16.00	-171.42	-205.03	-162.09	-226.05	-177.30	-199.24	-222.77	-209.08
-16.00	-171.42	-205.03	-162.09	-226.05	-177.30	-199.24	-222.77	-209.08
-16.44	-178.42	-208.80	-170.42	-230.89	-183.74	-204.31	-227.25	-216.50
-16.88	-185.57	-212.10	-170.83	-235.69	-190.34	-208.82	-232.10	-223.97
-17.31	-192.58	-214.84	-185.12	-239.57	-196.79	-212.59	-236.64	-230.46
-17.75	-199.88	-217.58	-192.19	-243.25	-203.58	-216.24	-241.58	-237.03
-17.75	-199.88	-217.58	-192.19	-243.25	-203.58	-216.24	-241.58	-237.03
-18.19	-207.08	-220.57	-199.47	-246.30	-210.27	-219.97	-246.28	-243.42
-18.63	-214.34	-223.73	-206.46	-248.94	-217.07	-223.77	-251.19	-249.75
-19.06	-221.64	-227.19	-213.77	-251.30	-223.94	-227.69	-256.33	-255.81
-19.50	-228.96	-230.84	-221.12	-253.75	-230.85	-231.68	-261.62	-261.82
-19.50	-228.96	-230.84	-221.12	-253.75	-230.86	-231.68	-261.62	-261.82
-19.94	-236.32	-234.73	-228.51	-256.40	-237.86	-235.86	-267.17	-267.64
-20.38	-243.67	-238.74	-235.95	-259.16	-244.89	-240.14	-272.89	-273.50
-20.81	-251.01	-242.85	-243.61	-262.47	-251.96	-244.47	-278.86	-278.97
-21.25	-258.33	-247.03	-251.60	-266.21	-259.05	-248.77	-285.04	-284.50
-21.25	-258.33	-247.03	-251.60	-266.21	-259.05	-248.77	-285.04	-284.50
-21.69	-265.64	-251.34	-259.11	-269.87	-266.20	-253.11	-291.54	-288.87
-22.13	-272.95	-255.66	-267.18	-273.72	-273.43	-257.40	-298.44	-293.77
-22.56	-279.35	-259.78	-275.70	-276.89	-279.86	-261.36	-305.15	-292.27
-23.00	-282.75	-259.57	-280.02	-272.69	-283.38	-261.32	-309.29	-275.43
-23.00	-265.26	-463.90	-262.53	-477.02	-265.89	-465.65	-291.80	-479.76
-23.63	-267.56	-475.17	-268.12	-491.52	-267.44	-478.49	-307.63	-499.69
-24.25	-279.79	-486.68	-278.04	-499.59	-278.82	-490.13	-312.37	-510.38
-24.88	-291.69	-505.12	-282.65	-511.06	-290.97	-508.17	-325.15	-519.58
-25.50	-274.34	-512.59	-255.00	-512.10	-275.65	-515.70	-330.85	-485.56
-25.50	-538.41	-512.59	-495.64	-512.10	-539.72	-515.70	-594.92	-485.56
-26.00	-557.03	-516.12	-526.99	-508.22	-556.68	-520.51	-590.79	-503.93



Autorità Portuale di Taranto

Interventi per il dragaggio di 2,3 M m³ di sedimenti in area Molo Polisettoriale e per la realizzazione di un primo lotto della cassa di colmata funzionale all'ampliamento del V Sporgente del Porto di Taranto

Allegati alla relazione di calcolo strutturale allineamento "BC"

Data 05/2016
Rev. B
c.d.c.: C296A
514B

-26.50	-582.83	-531.06	-565.66	-522.92	-581.02	-536.30	-605.73	-535.49
-27.00	-607.10	-544.52	-597.26	-530.70	-604.63	-550.04	-626.54	-559.56
-27.50	-628.36	-559.49	-623.39	-541.10	-625.47	-565.18	-646.17	-582.94
-27.50	-628.36	-559.50	-623.39	-541.11	-625.47	-565.18	-646.17	-582.94
-27.90	-643.79	-572.66	-640.99	-551.77	-640.77	-578.34	-658.98	-600.96
-28.29	-658.56	-586.47	-657.38	-563.71	-655.48	-592.09	-672.78	-618.80
-28.69	-672.34	-601.08	-671.81	-577.18	-669.31	-606.57	-686.37	-636.32
-29.08	-685.72	-616.03	-685.60	-591.32	-682.76	-621.36	-699.87	-653.58
-29.08	-685.72	-616.03	-685.61	-591.33	-682.76	-621.37	-699.87	-653.58
-29.48	-698.60	-631.50	-698.92	-606.44	-695.77	-636.63	-713.24	-670.63
-29.88	-711.21	-647.20	-712.06	-622.01	-708.52	-652.10	-726.91	-687.50
-30.27	-723.58	-663.33	-725.20	-638.42	-721.05	-667.98	-739.61	-704.19
-30.67	-735.82	-679.62	-738.14	-655.15	-733.48	-684.00	-751.49	-720.77
-30.67	-735.82	-679.62	-738.14	-655.16	-733.48	-684.00	-751.49	-720.77
-31.06	-747.92	-696.19	-750.81	-672.44	-745.78	-700.30	-762.33	-737.23
-31.46	-759.98	-712.90	-763.27	-689.98	-758.02	-716.73	-773.36	-753.64
-31.85	-771.90	-729.86	-775.57	-708.01	-770.15	-733.41	-784.70	-770.00
-32.25	-783.77	-747.01	-787.76	-726.30	-782.24	-750.26	-796.15	-786.41
-32.25	-783.77	-747.01	-787.76	-726.30	-782.24	-750.27	-796.15	-786.41
-32.65	-795.57	-763.53	-799.65	-744.16	-794.22	-766.51	-807.73	-802.02
-33.04	-807.32	-778.84	-811.39	-760.88	-806.11	-781.53	-819.33	-816.26
-33.44	-818.90	-793.43	-822.90	-777.06	-817.86	-795.86	-830.81	-829.66
-33.83	-830.50	-808.14	-834.33	-793.41	-829.66	-810.30	-842.29	-843.13
-33.83	-830.51	-808.14	-834.33	-793.41	-829.67	-810.30	-842.29	-843.13
-34.23	-842.13	-822.70	-845.73	-809.72	-841.42	-824.60	-853.66	-856.38
-34.63	-853.89	-837.33	-856.91	-826.12	-853.27	-838.98	-865.06	-869.65
-35.02	-864.76	-851.07	-867.20	-841.44	-864.21	-852.48	-875.25	-881.85
-35.42	-875.78	-866.69	-877.91	-858.56	-875.28	-867.85	-885.37	-896.18
-35.42	-875.78	-866.69	-877.91	-858.56	-875.28	-867.85	-885.37	-896.18
-35.81	-886.95	-878.63	-888.79	-870.59	-886.49	-879.52	-894.60	-906.18
-36.21	-897.16	-891.01	-899.07	-885.63	-896.75	-891.63	-902.26	-916.27
-36.60	-904.00	-899.10	-904.60	-884.80	-903.57	-899.33	-904.27	-921.89
-37.00	-907.96	-900.62	-905.53	-859.84	-907.45	-900.38	-898.80	-923.88

**Autorità Portuale di Taranto**

Interventi per il dragaggio di 2,3 M m³ di sedimenti in area Molo Polisettoriale e per la realizzazione di un primo lotto della cassa di colmata funzionale all'ampliamento del V Sporgente del Porto di Taranto

Allegati alla relazione di calcolo strutturale allineamento "BC"

Data 05/2016
 Rev. B
 c.d.c.: C296A
 514B

6		7		8		11		12	
Mare [kPa]	Vasca [kPa]	Mare [kPa]	Vasca [kPa]	Mare [kPa]	Vasca [kPa]	Mare [kPa]	Vasca [kPa]	Mare [kPa]	Vasca [kPa]
0.00	0.00	0.00	0.00	0.00	0.00	0.00	0.00	0.00	0.00
0.00	0.00	0.00	0.00	0.00	0.00	0.00	0.00	0.00	0.00
0.00	0.00	0.00	0.00	0.00	0.00	0.00	0.00	0.00	0.00
0.00	0.00	0.00	0.00	0.00	0.00	0.00	0.00	0.00	0.00
-3.70	0.00	0.00	0.00	0.00	0.00	0.00	0.00	0.00	0.00
-3.70	0.00	0.00	0.00	0.00	0.00	0.00	0.00	-20.28	0.00
-4.86	0.00	0.00	0.00	0.00	0.00	0.00	0.00	-21.37	0.00
-6.01	0.00	0.00	0.00	0.00	0.00	0.00	0.00	-22.46	0.00
-7.17	0.00	0.00	0.00	0.00	0.00	0.00	0.00	-23.55	0.00
-8.32	0.00	0.00	0.00	0.00	0.00	0.00	0.00	-24.65	0.00
-8.33	-17.52	0.00	-2.87	0.00	-6.78	0.00	-2.00	-24.65	-5.01
-11.79	-16.91	0.00	-5.55	0.00	-9.75	0.00	-4.88	-27.92	-15.04
-15.26	-16.61	0.00	-7.69	0.00	-11.80	0.00	-7.15	-31.20	-18.37
-18.73	-17.77	0.00	-10.42	0.00	-14.60	0.00	-10.36	-34.48	-19.44
-22.20	-19.25	0.00	-12.96	0.00	-17.09	0.00	-13.33	-37.76	-21.39
-22.20	-19.25	0.00	-12.96	0.00	-17.09	0.00	-13.33	-37.76	-21.39
-24.52	-20.37	-2.50	-17.12	-2.50	-20.28	-2.50	-16.84	-39.94	-24.42
-26.85	-21.58	-5.00	-21.28	-5.00	-23.36	-5.00	-20.23	-42.13	-27.43
-29.17	-22.87	-7.50	-25.46	-7.50	-26.37	-7.50	-23.54	-44.31	-30.44
-31.50	-24.23	-10.00	-29.65	-10.00	-29.34	-10.00	-26.77	-46.50	-33.40
-31.50	-24.23	-10.00	-29.66	-10.00	-29.34	-10.00	-26.77	-46.50	-33.40
-34.06	-25.78	-12.75	-34.27	-12.75	-32.66	-12.75	-30.42	-48.90	-36.81
-36.61	-27.31	-15.50	-38.84	-15.50	-35.93	-15.50	-34.03	-51.30	-40.20
-39.17	-28.90	-18.25	-43.40	-18.25	-39.18	-18.25	-37.61	-53.71	-43.60
-41.73	-30.57	-21.00	-47.99	-21.00	-42.46	-21.00	-41.21	-56.11	-47.04
-41.73	-30.57	-21.00	-47.99	-21.00	-42.46	-21.00	-41.21	-56.11	-47.04
-43.82	-31.89	-23.25	-49.37	-23.25	-45.09	-23.25	-44.09	-58.08	-49.82
-45.91	-33.38	-25.50	-50.89	-25.50	-47.75	-25.50	-47.01	-60.04	-52.63
-48.01	-34.88	-27.75	-52.41	-27.75	-50.40	-27.75	-49.90	-62.01	-55.43
-50.10	-36.30	-30.00	-53.86	-30.00	-53.03	-30.00	-52.77	-63.98	-58.22
-50.10	-36.30	-30.00	-53.86	-30.00	-53.03	-30.00	-52.77	-63.98	-58.22
-53.59	-38.59	-33.75	-56.26	-33.75	-57.56	-33.75	-57.68	-67.25	-63.03
-57.07	-41.75	-37.50	-59.44	-37.50	-61.76	-37.50	-62.24	-70.53	-67.51
-60.56	-46.68	-41.25	-64.37	-41.25	-66.35	-41.25	-67.18	-73.81	-72.40
-64.05	-50.82	-45.00	-68.21	-45.00	-70.34	-45.00	-71.51	-77.09	-76.70
-64.05	-50.82	-45.00	-68.21	-45.00	-70.34	-45.00	-71.51	-77.09	-76.70
-67.54	-56.31	-48.75	-73.86	-48.75	-75.70	-48.75	-77.19	-80.36	-82.37
-71.02	-60.48	-52.50	-77.69	-52.50	-79.63	-52.50	-81.43	-83.64	-86.64
-74.51	-64.74	-56.25	-81.45	-56.25	-83.69	-56.25	-85.79	-86.92	-91.05
-78.00	-69.52	-60.00	-85.62	-60.00	-88.09	-60.00	-90.49	-90.20	-95.83
-78.00	-69.52	-60.00	-85.62	-60.00	-88.10	-60.00	-90.49	-90.20	-95.83
-81.49	-74.87	-63.75	-90.63	-63.75	-93.36	-63.75	-96.00	-93.47	-101.47
-84.97	-80.13	-67.50	-96.11	-67.50	-99.01	-67.50	-101.88	-96.75	-107.50
-88.46	-85.15	-71.25	-101.52	-71.25	-104.39	-71.25	-107.47	-100.03	-113.32
-91.95	-89.09	-75.00	-106.00	-75.00	-109.35	-75.00	-112.56	-103.31	-118.71
-91.95	-89.09	-75.00	-106.00	-75.00	-109.35	-75.00	-112.56	-103.31	-118.71
-95.44	-95.87	-78.75	-111.78	-78.75	-115.04	-78.75	-118.38	-106.58	-124.91



Autorità Portuale di Taranto
 Interventi per il dragaggio di 2,3 M m³ di sedimenti in area Molo Polisettoriale e per la realizzazione di un primo lotto della cassa di colmanta funzionale all'ampliamento del V Sporgente del Porto di Taranto

Allegati alla relazione di calcolo strutturale allineamento "BC"

Data 05/2016
 Rev. B
 c.d.c.: C296A
 514B

-98.92	-96.90	-82.50	-112.15	-82.50	-116.76	-82.50	-120.11	-109.86	-127.16
-102.41	-96.54	-86.25	-110.78	-86.25	-117.88	-86.25	-120.82	-113.14	-128.70
-105.90	-143.67	-90.00	-99.71	-90.00	-102.53	-90.00	-108.21	-116.42	-134.73
-99.64	-158.41	-146.54	-95.52	-149.83	-117.27	-151.18	-122.95	-123.11	-149.47
-105.53	-141.57	-142.10	-84.75	-148.09	-108.14	-149.85	-113.46	-127.63	-135.92
-114.32	-142.54	-148.31	-89.40	-152.33	-111.87	-152.51	-117.60	-132.65	-138.93
-124.67	-146.08	-157.95	-97.48	-164.00	-118.97	-165.85	-125.26	-144.92	-146.40
-133.96	-149.66	-165.57	-104.21	-173.31	-124.48	-175.71	-131.17	-155.06	-151.51
-133.96	-149.67	-165.57	-104.21	-173.31	-124.48	-175.71	-131.17	-155.06	-151.51
-144.35	-153.32	-174.80	-111.58	-183.23	-130.66	-185.88	-137.81	-165.20	-157.63
-156.78	-157.13	-185.28	-118.92	-193.50	-136.61	-196.40	-144.24	-175.47	-163.51
-164.88	-161.33	-190.70	-126.44	-198.96	-142.76	-202.09	-150.83	-181.75	-169.60
-173.47	-165.84	-197.71	-134.10	-206.70	-149.04	-210.13	-157.49	-189.93	-175.76
-173.47	-165.84	-197.71	-134.10	-206.70	-149.04	-210.13	-157.49	-189.93	-175.76
-180.82	-170.62	-203.77	-141.87	-214.69	-155.64	-218.42	-164.40	-198.51	-182.22
-185.71	-175.60	-207.02	-149.68	-219.91	-162.36	-224.13	-171.33	-204.81	-188.68
-191.82	-181.11	-212.20	-157.68	-226.51	-169.54	-231.48	-178.79	-212.54	-195.75
-193.38	-186.70	-212.65	-165.67	-228.07	-176.71	-233.55	-186.25	-215.65	-202.78
-193.38	-186.70	-212.65	-165.67	-228.07	-176.71	-233.55	-186.25	-215.65	-202.78
-197.64	-192.66	-216.55	-173.85	-233.20	-184.19	-239.26	-194.16	-221.79	-210.30
-206.42	-198.92	-224.20	-182.23	-242.16	-191.88	-248.70	-202.36	-231.33	-218.12
-212.30	-205.07	-227.69	-190.47	-246.58	-199.60	-253.50	-210.69	-236.87	-226.02
-218.38	-211.43	-231.37	-198.84	-251.58	-207.52	-259.04	-219.27	-242.99	-234.17
-218.38	-211.43	-231.37	-198.84	-251.58	-207.52	-259.04	-219.27	-242.99	-234.17
-223.78	-217.29	-234.57	-206.71	-255.51	-215.26	-263.52	-227.68	-248.13	-242.09
-229.42	-223.33	-238.30	-214.69	-259.75	-223.18	-268.34	-236.31	-253.54	-250.21
-234.61	-228.60	-241.94	-221.85	-263.05	-230.66	-272.18	-244.41	-258.05	-257.72
-240.09	-234.07	-246.17	-229.07	-266.90	-238.24	-276.70	-252.61	-263.13	-265.35
-240.09	-234.07	-246.17	-229.07	-266.90	-238.24	-276.70	-252.61	-263.13	-265.35
-245.25	-239.53	-250.19	-236.10	-269.99	-245.74	-280.68	-260.58	-267.70	-272.72
-250.56	-245.05	-254.30	-243.08	-273.31	-253.24	-284.82	-268.47	-272.39	-280.02
-256.01	-250.49	-258.68	-249.81	-277.10	-260.60	-289.01	-276.13	-277.07	-287.09
-261.56	-255.96	-263.26	-256.49	-281.14	-267.93	-293.29	-283.67	-281.81	-294.05
-261.56	-255.96	-263.26	-256.49	-281.14	-267.93	-293.29	-283.67	-281.81	-294.05
-267.31	-261.41	-268.19	-262.92	-285.62	-275.07	-297.86	-290.85	-286.79	-300.63
-273.18	-266.96	-273.34	-269.32	-290.34	-282.21	-302.55	-297.97	-291.85	-307.18
-279.23	-272.25	-278.84	-275.22	-295.36	-288.86	-307.70	-304.40	-297.31	-313.03
-285.44	-277.70	-284.62	-281.19	-300.62	-295.45	-313.17	-310.70	-303.08	-318.79
-285.44	-277.70	-284.62	-281.19	-300.62	-295.45	-313.17	-310.70	-303.08	-318.79
-291.90	-282.09	-290.77	-286.05	-306.25	-301.17	-319.26	-315.73	-309.42	-323.22
-298.70	-287.13	-297.39	-291.69	-312.39	-307.69	-325.86	-322.18	-316.22	-329.30
-305.19	-286.13	-303.87	-290.43	-318.48	-305.88	-332.30	-317.40	-322.79	-323.86
-309.03	-269.08	-307.48	-272.58	-323.68	-279.63	-342.89	-282.17	-332.31	-287.06
-291.54	-473.41	-289.99	-476.91	-306.19	-483.96	-325.40	-486.50	-314.82	-491.39
-307.96	-491.03	-304.71	-496.98	-325.95	-492.81	-349.37	-494.97	-336.86	-502.47
-312.87	-502.75	-309.45	-509.36	-328.05	-513.01	-349.35	-514.75	-338.45	-521.19
-324.95	-513.35	-322.37	-519.04	-339.63	-525.28	-359.72	-524.59	-348.81	-532.20
-326.71	-480.18	-323.86	-484.64	-335.45	-471.11	-354.36	-459.84	-328.57	-477.94
-590.78	-480.18	-587.93	-484.65	-599.53	-471.11	-618.44	-459.84	-592.65	-477.94
-588.18	-496.92	-582.87	-504.61	-586.97	-490.99	-599.92	-480.43	-578.52	-496.59

**Autorità Portuale di Taranto**

Interventi per il dragaggio di 2,3 M m³ di sedimenti in area Molo Polisettoriale e per la realizzazione di un primo lotto della cassa di colmata funzionale all'ampliamento del V Sporgente del Porto di Taranto

Allegati alla relazione di calcolo strutturale allineamento "BC"

Data 05/2016
Rev. B
c.d.c.: C296A
514B

-604.60	-527.32	-598.85	-537.52	-605.07	-528.55	-618.14	-521.86	-602.69	-532.34
-625.96	-551.12	-619.59	-562.23	-625.69	-558.67	-637.84	-556.07	-628.90	-559.21
-646.06	-574.36	-639.83	-586.02	-649.18	-586.64	-662.17	-588.32	-660.83	-583.11
-646.06	-574.36	-639.83	-586.03	-649.18	-586.64	-662.17	-588.32	-660.83	-583.11
-658.98	-592.44	-652.39	-604.15	-659.76	-607.54	-671.49	-612.51	-675.61	-601.07
-672.87	-610.40	-666.33	-622.00	-673.77	-627.80	-685.55	-635.53	-693.55	-619.39
-686.41	-628.12	-679.97	-639.42	-687.19	-647.14	-699.23	-657.05	-709.37	-637.81
-699.82	-645.64	-693.50	-656.53	-700.10	-665.91	-712.35	-677.71	-724.04	-656.10
-699.83	-645.64	-693.50	-656.53	-700.10	-665.91	-712.36	-677.71	-724.04	-656.10
-713.07	-662.97	-707.09	-673.36	-712.91	-684.05	-725.37	-697.36	-737.78	-674.29
-726.57	-680.15	-720.83	-689.99	-725.33	-701.79	-737.97	-716.42	-750.70	-692.36
-739.17	-697.16	-733.95	-706.40	-737.93	-719.02	-750.44	-734.63	-763.01	-710.27
-750.89	-714.08	-746.12	-722.70	-750.72	-735.99	-763.22	-752.45	-775.51	-728.08
-750.89	-714.08	-746.12	-722.70	-750.72	-735.99	-763.22	-752.45	-775.51	-728.08
-761.58	-730.88	-757.24	-738.87	-763.60	-752.64	-775.87	-769.73	-787.71	-745.75
-772.46	-747.62	-768.56	-754.99	-776.39	-769.13	-788.63	-786.74	-799.98	-763.33
-783.65	-764.32	-780.19	-771.07	-788.66	-785.44	-801.27	-803.39	-812.14	-780.83
-794.96	-781.06	-791.93	-787.21	-800.62	-801.73	-813.80	-819.96	-824.21	-798.34
-794.96	-781.06	-791.93	-787.21	-800.62	-801.73	-813.80	-819.96	-824.21	-798.34
-806.42	-796.99	-803.79	-802.56	-812.21	-817.18	-825.96	-835.56	-835.86	-815.03
-817.91	-811.56	-815.66	-816.56	-823.69	-831.25	-838.09	-849.71	-847.40	-830.34
-829.30	-825.28	-827.41	-829.75	-835.06	-844.48	-849.33	-862.94	-857.86	-844.78
-840.71	-839.07	-839.16	-843.01	-846.55	-857.80	-860.64	-876.23	-868.33	-859.27
-840.71	-839.07	-839.16	-843.01	-846.55	-857.80	-860.64	-876.23	-868.33	-859.27
-852.04	-852.63	-850.81	-856.08	-858.01	-870.97	-871.18	-889.36	-878.01	-873.59
-863.42	-866.23	-862.49	-869.19	-869.58	-884.23	-881.86	-902.59	-887.82	-887.99
-873.62	-878.80	-872.98	-881.27	-879.96	-896.69	-891.35	-915.03	-896.46	-901.59
-883.78	-893.49	-883.42	-895.47	-890.26	-911.36	-900.82	-929.87	-905.12	-917.49
-883.78	-893.49	-883.42	-895.47	-890.26	-911.36	-900.82	-929.87	-905.12	-917.49
-893.17	-903.99	-893.06	-905.41	-899.75	-922.27	-909.29	-940.91	-912.87	-929.66
-901.05	-914.68	-901.21	-915.48	-907.67	-933.75	-916.02	-952.70	-918.94	-942.52
-903.34	-921.18	-903.90	-921.10	-909.21	-942.51	-915.38	-962.64	-917.92	-953.38
-898.33	-924.15	-899.53	-922.79	-902.01	-949.91	-904.13	-973.49	-906.90	-964.53

**Autorità Portuale di Taranto**

Interventi per il dragaggio di 2,3 M m³ di sedimenti in area Molo Polisettoriale e per la realizzazione di un primo lotto della cassa di colmata funzionale all'ampliamento del V Sporgente del Porto di Taranto

Allegati alla relazione di calcolo strutturale allineamento "BC"

Data 05/2016
 Rev. B
 c.d.c.: C296A
 514B

13		14		15	
Mare [kPa]	Vasca [kPa]	Mare [kPa]	Vasca [kPa]	Mare [kPa]	Vasca [kPa]
0.00	0.00	0.00	0.00	0.00	0.00
0.00	0.00	0.00	0.00	0.00	0.00
0.00	0.00	0.00	0.00	0.00	0.00
0.00	0.00	0.00	0.00	0.00	0.00
0.00	0.00	0.00	0.00	0.00	0.00
0.00	0.00	0.00	0.00	0.00	0.00
0.00	0.00	0.00	0.00	0.00	0.00
0.00	0.00	0.00	0.00	0.00	0.00
0.00	0.00	0.00	0.00	0.00	0.00
0.00	0.00	0.00	0.00	0.00	0.00
0.00	-0.68	0.00	-0.77	0.00	-0.43
0.00	-2.51	0.00	-4.94	0.00	-2.28
0.00	-3.93	0.00	-8.09	0.00	-3.66
0.00	-6.29	0.00	-11.90	0.00	-5.91
0.00	-8.45	0.00	-15.38	0.00	-7.93
0.00	-8.46	0.00	-15.38	0.00	-7.94
-2.50	-14.07	-2.50	-19.15	-2.50	-10.97
-5.00	-19.68	-5.00	-22.78	-5.00	-13.93
-7.50	-25.27	-7.50	-26.29	-7.50	-16.87
-10.00	-30.80	-10.00	-29.70	-10.00	-19.78
-10.00	-30.80	-10.00	-29.70	-10.00	-19.78
-12.75	-36.96	-12.75	-33.52	-12.75	-23.08
-15.50	-43.07	-15.50	-37.26	-15.50	-26.36
-18.25	-49.18	-18.25	-40.96	-18.25	-29.67
-21.00	-55.35	-21.00	-44.67	-21.00	-33.08
-21.00	-55.35	-21.00	-44.67	-21.00	-33.08
-23.25	-60.35	-23.25	-47.62	-23.25	-35.83
-25.50	-65.39	-25.50	-50.60	-25.50	-38.61
-27.75	-70.42	-27.75	-53.53	-27.75	-41.40
-30.00	-75.45	-30.00	-56.44	-30.00	-44.21
-30.00	-75.45	-30.00	-56.44	-30.00	-44.21
-33.75	-80.41	-33.75	-61.39	-33.75	-49.23
-37.50	-85.06	-37.50	-65.98	-37.50	-54.25
-41.25	-90.28	-41.25	-70.91	-41.25	-59.55
-45.00	-94.90	-45.00	-75.20	-45.00	-64.20
-45.00	-94.90	-45.00	-75.20	-45.00	-64.20
-48.75	-100.85	-48.75	-80.81	-48.75	-70.22
-52.50	-105.33	-52.50	-84.98	-52.50	-74.79
-56.25	-109.90	-56.25	-89.23	-56.25	-79.52
-60.00	-114.82	-60.00	-93.79	-60.00	-84.61
-60.00	-114.82	-60.00	-93.79	-60.00	-84.61
-63.75	-120.56	-63.75	-99.15	-63.75	-90.57
-67.50	-126.67	-67.50	-104.86	-67.50	-96.93
-71.25	-132.53	-71.25	-110.26	-71.25	-103.07
-75.00	-137.97	-75.00	-115.12	-75.00	-108.79
-75.00	-137.97	-75.00	-115.12	-75.00	-108.79
-78.75	-144.15	-78.75	-120.70	-78.75	-115.37



Autorità Portuale di Taranto
Interventi per il dragaggio di 2,3 M m³ di sedimenti in area Molo Polisettoriale e per la realizzazione di un primo lotto della cassa di colmanta funzionale all'ampliamento del V Sporgente del Porto di Taranto

Allegati alla relazione di calcolo strutturale allineamento "BC"

Data 05/2016
Rev. B
c.d.c.: C296A
514B

-82.50	-146.39	-82.50	-122.14	-82.50	-117.99
-86.25	-148.24	-86.25	-122.35	-86.25	-119.99
-90.00	-135.32	-90.00	-109.65	-90.00	-112.68
-150.83	-118.57	-150.50	-124.40	-136.36	-127.42
-151.46	-110.92	-150.01	-114.31	-139.77	-114.67
-153.43	-115.23	-151.13	-118.57	-144.45	-118.17
-168.41	-122.28	-165.20	-126.54	-157.95	-125.50
-178.80	-128.24	-174.97	-132.62	-168.46	-131.14
-178.80	-128.24	-174.97	-132.62	-168.47	-131.15
-188.42	-134.50	-183.65	-139.55	-179.05	-137.56
-199.58	-140.63	-194.13	-146.30	-189.90	-143.84
-206.18	-146.89	-200.08	-153.32	-196.11	-150.31
-214.68	-153.19	-207.74	-160.52	-204.52	-156.87
-214.68	-153.19	-207.74	-160.52	-204.52	-156.87
-223.45	-159.70	-215.67	-168.14	-213.21	-163.70
-229.45	-166.19	-221.21	-175.91	-219.39	-170.57
-237.94	-173.08	-228.97	-184.42	-227.14	-177.97
-240.73	-179.97	-230.78	-193.00	-229.72	-185.38
-240.73	-179.97	-230.78	-193.00	-229.72	-185.38
-246.99	-187.35	-236.40	-202.00	-235.69	-193.24
-256.81	-195.02	-245.03	-211.21	-245.36	-201.39
-261.85	-202.89	-249.28	-220.32	-250.52	-209.67
-267.84	-211.00	-254.49	-229.51	-256.37	-218.19
-267.84	-211.00	-254.49	-229.51	-256.37	-218.19
-272.83	-218.97	-259.02	-238.21	-261.13	-226.54
-278.24	-227.15	-263.96	-246.98	-266.20	-235.09
-282.53	-234.85	-268.24	-254.98	-270.26	-243.12
-287.56	-242.67	-273.30	-263.09	-274.93	-251.26
-287.56	-242.67	-273.30	-263.09	-274.93	-251.26
-291.87	-250.36	-278.05	-270.83	-279.03	-259.18
-296.36	-258.09	-283.10	-278.50	-283.26	-267.05
-300.75	-265.76	-288.53	-285.88	-287.45	-274.71
-305.19	-273.39	-294.13	-293.12	-291.70	-282.27
-305.19	-273.39	-294.13	-293.12	-291.70	-282.27
-309.88	-280.77	-300.31	-299.93	-296.17	-289.49
-314.67	-288.13	-306.73	-306.72	-300.70	-296.68
-319.96	-294.88	-313.88	-312.96	-305.61	-303.24
-325.51	-301.48	-321.33	-319.09	-310.80	-309.72
-325.51	-301.48	-321.33	-319.09	-310.81	-309.72
-331.90	-307.03	-329.81	-323.68	-316.54	-314.96
-338.62	-314.00	-338.28	-330.65	-322.67	-321.80
-346.12	-306.82	-348.64	-319.39	-328.48	-317.70
-364.71	-261.09	-381.81	-256.48	-336.86	-282.80
-347.22	-465.42	-364.32	-460.81	-319.37	-487.13
-372.18	-461.07	-386.57	-457.91	-343.02	-496.06
-367.27	-489.38	-379.42	-485.28	-342.78	-517.07
-374.64	-502.59	-387.07	-497.76	-350.63	-531.00
-364.03	-432.84	-361.23	-424.68	-327.07	-483.02
-628.11	-432.84	-625.31	-424.68	-591.14	-483.02
-601.86	-446.20	-594.89	-424.98	-574.81	-503.74



Autorità Portuale di Taranto

Interventi per il dragaggio di 2,3 M m³ di sedimenti in area Molo Polisettoriale e per la realizzazione di un primo lotto della cassa di colmanta funzionale all'ampliamento del V Sporgente del Porto di Taranto

Allegati alla relazione di calcolo strutturale allineamento "BC"

Data 05/2016
Rev. B
c.d.c.: C296A
514B

-618.56	-489.22	-614.63	-464.78	-599.14	-540.85
-635.26	-531.37	-629.10	-504.74	-624.06	-569.75
-658.23	-573.80	-654.66	-545.02	-653.89	-596.37
-658.23	-573.80	-654.66	-545.02	-653.89	-596.37
-663.81	-605.79	-659.22	-576.86	-667.41	-616.27
-676.46	-635.11	-672.19	-607.00	-684.68	-635.86
-689.09	-661.24	-685.24	-635.36	-700.56	-654.87
-700.84	-685.63	-697.65	-662.18	-715.53	-673.47
-700.85	-685.63	-697.65	-662.18	-715.53	-673.47
-712.12	-707.92	-710.16	-686.85	-729.86	-691.62
-722.66	-729.05	-721.85	-710.05	-743.48	-709.48
-733.75	-748.44	-734.28	-731.31	-756.55	-726.94
-745.49	-767.06	-747.59	-751.69	-769.77	-744.20
-745.49	-767.07	-747.59	-751.69	-769.77	-744.20
-757.75	-784.59	-759.95	-770.84	-782.61	-761.20
-770.46	-801.60	-772.81	-789.37	-795.44	-778.06
-783.36	-817.87	-785.81	-807.00	-808.00	-794.77
-796.31	-833.92	-798.83	-824.32	-820.39	-811.47
-796.31	-833.92	-798.83	-824.33	-820.39	-811.47
-809.12	-848.80	-811.40	-840.39	-832.34	-827.31
-821.96	-862.14	-823.89	-854.84	-844.21	-841.76
-833.97	-874.46	-834.96	-868.18	-855.12	-855.36
-846.06	-886.85	-846.48	-881.55	-866.11	-869.04
-846.06	-886.85	-846.48	-881.55	-866.11	-869.04
-857.42	-899.11	-857.39	-894.78	-876.35	-882.56
-868.89	-911.51	-868.81	-908.18	-886.75	-896.19
-879.11	-923.25	-877.70	-921.08	-896.03	-909.02
-889.24	-937.53	-885.64	-936.75	-905.34	-924.17
-889.24	-937.53	-885.64	-936.75	-905.34	-924.17
-898.30	-948.21	-892.31	-949.16	-913.81	-935.55
-905.52	-959.95	-897.05	-963.12	-920.62	-947.60
-904.62	-971.00	-892.24	-978.73	-920.51	-957.38
-891.80	-985.02	-873.11	-1002.12	-910.85	-966.96

**Autorità Portuale di Taranto**

Interventi per il dragaggio di 2,3 M m³ di sedimenti in area Molo Polisettoriale e per la realizzazione di un primo lotto della cassa di colmanta funzionale all'ampliamento del V Sporgente del Porto di Taranto

Allegati alla relazione di calcolo strutturale allineamento "BC"

Data 05/2016
 Rev. B
 c.d.c.: C296A
 514B

1.7.3 Riepilogo sollecitazioni

FASE	2			3			4			5	
Y	N	Q	M	N	Q	M	N	Q	M	N	Q
[m]	[kN/m]	[kN/m]	[kNm/m]	[kN/m]	[kN/m]	[kNm/m]	[kN/m]	[kN/m]	[kNm/m]	[kN/m]	[kN/m]
3.50	0.00	0.00	0.00	0.00	0.00	0.00	0.00	0.00	0.00	0.00	0.00
3.13	0.00	0.00	0.00	0.00	0.00	0.00	0.00	0.00	0.00	0.00	0.00
2.75	0.00	0.00	0.00	0.00	0.00	0.00	0.00	0.00	0.00	0.00	0.00
2.38	0.00	0.00	0.00	0.00	0.00	0.00	0.00	0.00	0.00	0.00	0.00
2.00	0.00	0.00	0.00	0.00	0.00	0.00	0.00	0.00	0.00	0.00	0.00
2.00	0.00	0.00	0.00	0.00	0.00	0.00	0.00	0.00	0.00	0.00	0.00
1.88	0.00	0.00	0.00	0.00	-0.53	-0.03	0.00	0.00	0.00	0.00	0.00
1.75	0.00	0.00	0.00	0.00	-1.21	-0.14	0.00	0.00	0.00	0.00	0.00
1.63	0.00	0.00	0.00	0.00	-2.03	-0.34	0.00	0.00	0.00	0.00	0.00
1.50	0.00	0.00	0.00	0.00	-3.00	-0.65	0.00	0.00	0.00	0.01	-0.05
1.50	0.00	0.00	0.00	0.00	-3.00	-0.65	0.00	0.00	0.00	0.00	0.00
1.13	0.00	0.00	0.00	0.00	-6.76	-2.44	0.00	0.00	0.00	-0.50	3.21
0.75	0.00	0.00	0.00	0.00	-11.83	-5.89	0.00	0.00	0.00	-1.16	7.34
0.38	0.00	0.00	0.00	0.00	-18.20	-11.48	0.00	0.00	0.00	-1.95	12.39
0.00	0.00	0.00	0.00	0.00	-25.88	-19.70	0.00	0.00	0.00	-2.91	18.41
0.00	0.00	0.00	0.00	0.00	-25.87	-19.70	0.00	0.00	0.00	-2.91	18.41
-0.25	0.00	-0.31	-0.03	0.00	-31.71	-26.89	0.00	0.00	0.00	-3.63	22.65
-0.50	0.00	-1.25	-0.21	0.00	-38.14	-35.61	0.00	0.00	0.00	-4.41	26.67
-0.75	0.00	-2.81	-0.70	0.00	-45.14	-46.01	0.00	0.00	0.00	-5.26	30.49
-1.00	0.00	-5.00	-1.67	0.00	-52.72	-58.23	0.00	0.00	0.00	-6.18	34.09
-1.00	0.00	-5.00	-1.67	0.00	-52.73	-58.23	0.00	0.00	0.00	-6.18	34.09
-1.28	0.00	-8.13	-3.45	0.00	-61.74	-73.95	0.00	0.00	0.00	-7.27	37.83
-1.55	0.00	-12.01	-6.21	0.00	-71.47	-92.25	0.00	-0.01	0.00	-8.44	41.30
-1.83	0.00	-16.65	-10.13	0.00	-81.90	-113.33	0.00	-0.03	-0.01	-9.68	44.52
-2.10	0.00	-22.05	-15.44	0.00	-93.04	-137.36	0.00	-0.06	-0.02	-11.01	47.47
-2.10	0.00	-22.05	-15.44	0.00	-93.04	-137.36	0.00	-0.06	-0.02	-11.01	47.48
-2.33	0.00	-27.03	-20.95	0.00	-102.68	-159.37	0.00	-0.34	-0.05	-12.15	49.70
-2.55	0.00	-32.51	-27.64	0.00	-112.78	-183.60	0.00	-1.15	-0.21	-13.35	51.77
-2.78	0.00	-38.50	-35.62	0.00	-123.36	-210.16	0.00	-2.48	-0.61	-14.60	53.70
-3.00	0.00	-45.00	-45.00	0.00	-134.39	-239.15	0.00	-4.33	-1.37	-15.92	55.49
-3.00	0.00	-44.66	-45.00	0.00	-134.06	-239.15	0.00	-3.99	-1.37	-15.89	55.65
-3.38	0.00	-57.16	-64.07	0.00	-154.04	-293.14	0.00	-8.79	-3.75	-18.23	57.95
-3.75	0.00	-70.01	-87.92	0.00	-174.28	-354.72	0.00	-13.97	-8.01	-20.63	60.25
-4.13	0.00	-83.09	-116.62	0.00	-194.66	-423.90	0.00	-19.42	-14.26	-23.09	62.69
-4.50	0.00	-96.30	-150.25	0.00	-215.05	-500.71	0.00	-25.05	-22.60	-25.62	65.43
-4.50	0.00	-96.25	-150.25	0.00	-215.01	-500.71	0.00	-25.00	-22.60	-25.58	65.25
-4.88	0.00	-109.37	-188.79	0.00	-235.22	-585.11	0.00	-30.58	-33.01	-28.19	68.60
-5.25	0.00	-122.50	-232.28	0.00	-255.35	-677.12	0.00	-36.20	-45.53	-30.83	72.12
-5.63	0.00	-135.63	-280.69	0.00	-275.38	-776.65	0.00	-41.86	-60.17	-33.49	75.80
-6.00	0.00	-148.75	-334.00	0.00	-295.29	-883.63	0.00	-47.55	-76.93	-36.18	79.64
-6.00	0.00	-148.75	-334.00	0.00	-295.30	-883.63	0.00	-47.56	-76.93	-36.18	79.67
-6.38	0.00	-161.87	-392.23	0.00	-315.12	-998.06	0.00	-53.29	-95.83	-38.96	84.10
-6.75	0.00	-175.00	-455.41	0.00	-334.85	-1119.96	0.00	-59.07	-116.91	-41.81	88.98
-7.13	0.00	-188.13	-523.51	0.00	-354.48	-1249.24	0.00	-64.89	-140.15	-44.74	94.29
-7.50	0.00	-201.25	-596.50	0.00	-374.00	-1385.81	0.00	-70.75	-165.58	-47.72	100.00
-7.50	0.00	-201.25	-596.50	0.00	-374.01	-1385.81	0.00	-70.75	-165.58	-47.57	99.07
-7.88	0.00	-214.37	-674.41	0.00	-393.44	-1529.67	0.00	-76.65	-193.21	-50.78	106.21



Autorità Portuale di Taranto
 Interventi per il dragaggio di 2,3 M m³ di sedimenti in area Molo Polisettoriale e per la realizzazione di un primo lotto della cassa di colmanta funzionale all'ampliamento del V Sporgente del Porto di Taranto

Allegati alla relazione di calcolo strutturale allineamento "BC"

Data 05/2016
 Rev. B
 c.d.c.: C296A
 514B

-8.25	0.00	-227.50	-757.28	0.00	-412.77	-1680.87	0.00	-82.58	-223.07	-53.75	111.83
-8.63	0.00	-240.63	-845.08	0.00	-432.01	-1839.31	0.00	-88.56	-255.17	-56.45	115.76
-9.00	0.00	-253.75	-937.75	0.00	-451.14	-2004.87	0.00	-94.58	-289.50	-58.86	117.83
-9.00	0.10	-252.71	-937.75	0.21	-449.95	-2004.87	0.01	-94.14	-289.50	-59.04	118.25
-9.44	6.47	-253.48	-1048.52	8.17	-444.20	-2200.48	5.57	-114.27	-335.14	-58.08	98.92
-9.88	11.87	-252.34	-1159.26	15.65	-436.52	-2393.26	10.29	-132.42	-389.20	-57.28	79.59
-10.31	16.35	-249.30	-1269.09	22.76	-426.65	-2582.20	14.12	-148.43	-450.72	-56.74	60.19
-10.75	19.94	-244.41	-1377.14	29.61	-414.31	-2766.22	17.01	-162.16	-518.74	-56.55	40.64
-10.75	19.83	-244.41	-1377.14	29.57	-414.37	-2766.22	16.87	-162.12	-518.74	-56.94	40.67
-11.19	22.69	-237.29	-1482.53	36.06	-399.24	-2944.20	18.71	-172.39	-591.97	-58.33	21.40
-11.63	25.40	-228.78	-1584.56	42.84	-382.68	-3115.35	20.32	-180.15	-669.22	-60.32	1.27
-12.06	27.99	-218.75	-1682.54	50.01	-364.33	-3278.86	21.72	-185.16	-749.24	-62.98	-19.19
-12.50	30.49	-207.06	-1775.73	57.61	-343.87	-3433.83	22.93	-187.18	-830.79	-66.41	-39.45
-12.50	30.50	-207.13	-1775.73	57.49	-344.02	-3433.83	22.94	-187.28	-830.79	-66.40	-39.05
-12.94	32.92	-193.95	-1863.50	64.67	-322.21	-3579.59	24.00	-186.57	-912.66	-70.58	-58.78
-13.38	35.32	-179.32	-1945.21	71.58	-299.14	-3715.58	24.97	-183.24	-993.65	-75.48	-76.51
-13.81	37.66	-163.42	-2020.26	78.19	-274.92	-3841.23	25.83	-177.51	-1072.68	-81.04	-92.36
-14.25	39.92	-146.46	-2088.06	84.50	-249.67	-3955.99	26.59	-169.62	-1148.67	-87.21	-106.46
-14.25	39.88	-146.78	-2088.06	84.51	-249.76	-3955.99	26.57	-169.96	-1148.67	-87.22	-106.37
-14.69	42.17	-128.47	-2148.22	90.61	-223.31	-4059.49	27.31	-159.59	-1220.73	-93.93	-115.68
-15.13	44.09	-111.13	-2200.61	96.47	-196.17	-4151.27	27.80	-149.41	-1288.34	-100.88	-124.42
-15.56	45.68	-94.78	-2245.63	102.00	-168.76	-4231.14	28.06	-139.39	-1351.52	-108.09	-132.32
-16.00	46.95	-79.40	-2283.68	107.15	-141.50	-4298.97	28.09	-129.52	-1410.32	-115.59	-139.13
-16.00	46.96	-79.56	-2283.68	107.32	-140.87	-4298.97	28.11	-129.70	-1410.32	-115.62	-139.11
-16.44	48.01	-65.40	-2315.33	112.08	-114.20	-4354.81	28.03	-120.20	-1464.95	-123.52	-144.34
-16.88	48.81	-52.97	-2341.16	116.69	-87.42	-4398.84	27.81	-111.68	-1515.64	-131.80	-148.50
-17.31	49.37	-42.31	-2361.94	120.87	-61.96	-4431.52	27.46	-104.21	-1562.84	-140.45	-151.66
-17.75	49.68	-33.48	-2378.45	124.34	-39.25	-4453.49	26.98	-97.84	-1606.99	-149.46	-153.88
-17.75	49.70	-33.51	-2378.45	124.43	-39.01	-4453.49	26.99	-97.93	-1606.99	-149.42	-154.02
-18.19	50.04	-26.73	-2391.56	127.64	-17.53	-4465.79	26.66	-93.04	-1648.70	-158.47	-155.54
-18.63	50.46	-21.71	-2402.10	130.51	1.99	-4469.11	26.49	-89.45	-1688.59	-167.51	-156.50
-19.06	50.94	-18.43	-2410.81	133.04	19.47	-4464.35	26.47	-87.16	-1727.18	-176.54	-156.95
-19.50	51.49	-16.86	-2418.47	135.21	34.84	-4452.39	26.60	-86.17	-1765.04	-185.56	-156.94
-19.50	51.48	-16.81	-2418.47	135.18	34.85	-4452.39	26.59	-86.16	-1765.04	-185.56	-157.04
-19.94	52.06	-16.78	-2425.76	136.98	48.04	-4434.19	26.83	-86.43	-1802.74	-194.55	-156.81
-20.38	52.65	-18.20	-2433.36	138.32	59.24	-4410.65	27.15	-87.91	-1840.84	-203.51	-156.60
-20.81	53.25	-21.06	-2441.90	139.19	68.46	-4382.63	27.54	-90.58	-1879.85	-212.43	-156.47
-21.25	53.86	-25.34	-2452.00	139.58	75.73	-4351.03	28.01	-94.46	-1920.28	-221.30	-156.48
-21.25	53.87	-25.29	-2452.00	139.62	75.66	-4351.03	28.01	-94.46	-1920.28	-221.29	-156.80
-21.69	54.46	-30.95	-2464.25	139.96	81.38	-4316.62	28.51	-99.58	-1962.67	-229.48	-157.03
-22.13	55.08	-37.83	-2479.26	140.36	85.11	-4280.11	29.07	-105.93	-2007.59	-236.35	-158.91
-22.56	55.74	-45.86	-2497.52	140.80	86.75	-4242.43	29.72	-113.46	-2055.55	-241.85	-163.01
-23.00	55.22	-56.50	-2519.54	138.32	84.23	-4204.52	29.12	-124.00	-2107.03	-245.37	-172.21
-23.00	56.46	-54.98	-2519.54	141.28	86.20	-4204.52	30.45	-122.13	-2107.03	-245.97	-169.95
-23.63	59.77	72.59	-2514.53	147.03	223.38	-4108.40	34.07	7.12	-2143.59	-250.13	-53.00
-24.25	64.06	202.60	-2428.62	153.82	363.00	-3925.21	38.74	139.48	-2097.87	-252.66	68.33
-24.88	68.06	334.43	-2260.84	158.95	504.18	-3654.22	43.10	273.77	-1968.80	-253.07	190.41
-25.50	73.96	473.69	-2010.02	167.94	654.63	-3294.43	49.42	414.84	-1755.12	-254.61	302.58
-25.50	71.75	468.97	-2010.02	162.67	648.01	-3294.43	47.13	410.65	-1755.12	-251.47	311.84
-26.00	77.28	455.96	-1777.43	171.09	651.23	-2967.54	53.37	399.02	-1551.52	-253.40	256.24
-26.50	79.70	432.79	-1554.97	172.64	635.86	-2645.20	56.50	378.73	-1356.85	-253.03	216.30
-27.00	81.36	404.20	-1345.44	172.82	608.54	-2333.53	58.94	353.83	-1173.47	-253.08	181.32
-27.50	82.46	371.14	-1151.66	172.02	571.01	-2038.64	60.87	324.98	-1003.80	-252.89	149.09
-27.50	82.37	370.21	-1151.66	171.84	569.30	-2038.64	60.79	324.20	-1003.80	-253.18	149.88
-27.90	83.02	343.06	-1010.33	170.92	536.34	-1819.47	62.11	300.35	-880.05	-252.39	125.34
-28.29	83.32	314.78	-880.11	169.38	500.27	-1614.24	63.10	275.51	-766.06	-251.49	103.17
-28.69	83.36	286.47	-761.08	167.43	463.13	-1423.47	63.84	250.60	-661.90	-250.16	82.57
-29.08	83.16	258.56	-653.29	165.09	425.65	-1247.68	64.35	226.02	-567.64	-248.33	63.50

**Autorità Portuale di Taranto**

Interventi per il dragaggio di 2,3 M m³ di sedimenti in area Molo Polisettoriale e per la realizzazione di un primo lotto della cassa di colmata funzionale all'ampliamento del V Sporgente del Porto di Taranto

Allegati alla relazione di calcolo strutturale allineamento "BC"

Data 05/2016
Rev. B
c.d.c.: C296A
514B

-29.08	83.16	258.31	-653.29	165.08	425.25	-1247.68	64.34	225.80	-567.64	-248.39	63.56
-29.48	82.74	231.35	-556.39	162.41	388.52	-1086.61	64.64	202.04	-482.98	-245.98	45.95
-29.88	82.11	205.42	-469.97	159.38	352.42	-939.97	64.72	179.18	-407.55	-242.94	29.74
-30.27	81.26	180.85	-393.55	156.00	317.45	-807.39	64.60	157.53	-340.93	-239.20	14.96
-30.67	80.20	157.80	-326.61	152.27	283.87	-688.49	64.28	137.24	-282.67	-234.69	1.74
-30.67	80.21	157.71	-326.61	152.28	283.70	-688.49	64.28	137.15	-282.67	-234.75	1.67
-31.06	78.94	136.38	-268.46	148.18	251.81	-582.56	63.76	118.39	-232.14	-229.37	-9.23
-31.46	77.44	116.84	-218.40	143.69	221.81	-488.87	63.02	101.23	-188.72	-223.06	-18.11
-31.85	75.70	99.21	-175.69	138.81	193.96	-406.63	62.06	85.79	-151.75	-215.77	-24.94
-32.25	73.67	83.42	-139.59	133.48	168.24	-335.03	60.84	72.00	-120.57	-207.47	-29.96
-32.25	73.72	83.55	-139.59	133.52	168.31	-335.03	60.87	72.13	-120.57	-207.50	-29.74
-32.65	71.45	70.08	-109.26	127.78	145.32	-273.05	59.42	60.46	-94.39	-198.09	-32.70
-33.04	68.80	58.08	-83.94	121.49	124.32	-219.73	57.61	50.09	-72.55	-187.60	-34.46
-33.44	65.71	47.37	-63.11	114.62	105.23	-174.35	55.40	40.84	-54.58	-175.99	-35.33
-33.83	62.14	37.91	-46.27	107.10	88.08	-136.17	52.72	32.66	-40.07	-163.19	-35.36
-33.83	62.19	37.93	-46.27	107.15	88.04	-136.17	52.77	32.69	-40.07	-163.25	-35.34
-34.23	58.17	29.65	-32.93	99.01	72.81	-104.41	49.65	25.51	-28.59	-149.18	-34.67
-34.63	53.55	22.53	-22.64	90.09	59.58	-78.27	45.98	19.35	-19.75	-133.77	-33.22
-35.02	48.27	16.54	-14.94	80.33	48.37	-56.96	41.70	14.20	-13.14	-116.96	-31.00
-35.42	41.96	12.04	-9.40	69.12	39.33	-39.70	36.45	10.41	-8.37	-98.84	-27.46
-35.42	42.32	11.69	-9.40	69.72	39.19	-39.70	36.80	10.06	-8.37	-98.75	-27.99
-35.81	35.62	8.38	-5.38	58.30	31.99	-25.64	31.21	7.36	-4.88	-78.64	-23.45
-36.21	27.83	5.48	-2.66	45.30	25.29	-14.27	24.61	4.93	-2.46	-56.77	-18.33
-36.60	18.30	3.26	-0.95	29.65	18.27	-5.66	16.36	3.03	-0.90	-33.40	-12.03
-37.00	6.79	1.63	0.00	10.90	9.98	0.00	6.20	1.60	0.00	-8.74	-4.42

**Autorità Portuale di Taranto**

Interventi per il dragaggio di 2,3 M m³ di sedimenti in area Molo Polisettoriale e per la realizzazione di un primo lotto della cassa di colmanta funzionale all'ampliamento del V Sporgente del Porto di Taranto

Allegati alla relazione di calcolo strutturale allineamento "BC"

Data 05/2016
Rev. B
c.d.c.: C296A
514B

5	6	6	6	7	7	7	8	8	8	11	11
M	N	Q	M	N	Q	M	N	Q	M	N	Q
[kNm/m]	[kN/m]	[kN/m]	[kNm/m]	[kN/m]	[kN/m]	[kNm/m]	[kN/m]	[kN/m]	[kNm/m]	[kN/m]	[kN/m]
0.00	0.00	0.00	0.00	0.00	0.00	0.00	0.00	0.00	0.00	0.00	0.00
0.00	0.00	0.00	0.00	0.00	0.00	0.00	0.00	0.00	0.00	0.00	0.00
0.00	0.00	0.00	0.00	0.00	0.00	0.00	0.00	0.00	0.00	0.00	0.00
0.00	0.00	0.00	0.00	0.00	0.00	0.00	0.00	0.00	0.00	0.00	0.00
0.00	0.00	0.00	0.00	0.00	0.00	0.00	0.00	0.00	0.00	0.00	0.00
0.00	0.00	0.00	0.00	0.00	0.00	0.00	0.00	0.00	0.00	0.00	0.00
0.00	0.00	-0.53	-0.03	0.00	0.00	0.00	0.00	0.00	0.00	0.00	0.03
0.00	0.00	-1.21	-0.14	0.00	0.00	0.00	0.00	0.00	0.00	0.00	-0.21
0.00	0.00	-2.03	-0.34	0.00	0.00	0.00	0.00	0.00	0.00	0.00	-0.73
0.00	0.00	-2.91	-0.65	0.01	-0.04	0.00	0.01	-0.08	0.00	-1.53	11.34
0.00	0.00	-3.00	-0.65	0.00	0.00	0.00	0.00	0.00	0.00	-1.54	11.34
0.57	1.01	-0.37	-1.23	-0.26	1.60	0.27	-0.52	3.14	0.55	-2.20	14.81
2.51	2.00	0.90	-1.09	-0.66	4.10	1.31	-1.18	7.21	2.46	-2.94	18.51
6.19	2.93	1.03	-0.69	-1.22	7.52	3.46	-1.98	12.19	6.07	-3.75	22.41
11.93	3.73	0.24	-0.45	-1.92	11.91	7.07	-2.93	18.12	11.73	-4.62	26.53
11.93	3.79	0.14	-0.45	-1.92	11.90	7.07	-2.93	18.14	11.73	-4.61	26.51
17.06	4.12	-0.66	-0.49	-2.47	15.35	10.47	-3.62	22.50	16.80	-5.66	31.26
23.23	4.40	-1.84	-0.80	-3.09	19.21	14.78	-4.34	27.02	22.99	-6.76	36.23
30.38	4.59	-3.28	-1.43	-3.78	23.49	20.11	-5.08	31.67	30.32	-7.91	41.44
38.46	4.68	-4.99	-2.46	-4.53	28.19	26.56	-5.83	36.45	38.83	-9.11	46.88
38.46	4.69	-4.99	-2.46	-4.53	28.19	26.56	-5.83	36.44	38.83	-9.11	46.89
48.35	4.68	-7.12	-4.12	-5.44	33.86	35.08	-6.69	41.85	49.59	-10.13	51.50
59.24	4.56	-9.55	-6.41	-6.42	40.02	45.23	-7.57	47.39	61.86	-11.18	56.26
71.05	4.34	-12.25	-9.40	-7.49	46.67	57.14	-8.47	53.08	75.68	-12.26	61.18
83.70	4.01	-15.23	-13.17	-8.63	53.80	70.94	-9.39	58.90	91.07	-13.38	66.23
83.70	4.01	-15.21	-13.17	-8.64	53.82	70.94	-9.39	58.91	91.07	-13.37	66.21
94.64	3.66	-17.84	-16.88	-9.63	59.75	83.71	-10.16	63.78	104.87	-15.31	75.00
106.06	3.23	-20.60	-21.21	-10.68	65.52	97.81	-10.95	68.74	119.78	-17.33	84.14
117.93	2.73	-23.49	-26.17	-11.79	71.13	113.19	-11.75	73.79	135.81	-19.43	93.66
130.21	2.16	-26.51	-31.79	-12.95	76.56	129.81	-12.57	78.93	152.99	-21.62	103.57
130.21	2.19	-26.35	-31.79	-12.92	76.72	129.81	-12.56	78.91	152.99	-21.57	103.36
151.51	1.04	-32.03	-42.73	-15.02	85.10	160.15	-13.97	87.72	184.22	-23.90	113.92
173.67	-0.20	-37.65	-55.81	-17.18	93.46	193.63	-15.40	96.75	218.81	-26.28	124.68
196.73	-1.54	-43.06	-70.95	-19.40	101.93	230.27	-16.88	106.03	256.83	-28.70	135.65
220.73	-2.99	-48.12	-88.06	-21.69	110.66	270.11	-18.40	115.57	298.36	-31.16	146.83
220.73	-2.96	-48.29	-88.06	-21.64	110.39	270.11	-18.36	115.35	298.36	-31.18	146.91
245.82	-4.53	-52.63	-106.98	-24.02	119.75	313.25	-19.96	125.41	343.49	-33.77	158.62
272.21	-6.17	-56.71	-127.50	-26.41	129.15	359.93	-21.58	135.56	392.43	-36.52	171.10
299.94	-7.87	-60.52	-149.49	-28.80	138.56	410.13	-23.21	145.80	445.20	-39.44	184.33
329.07	-9.64	-64.05	-172.85	-31.21	147.98	463.84	-24.85	156.13	501.79	-42.52	198.27
329.07	-9.64	-64.00	-172.85	-31.23	148.08	463.84	-24.87	156.22	501.79	-42.39	197.69
359.76	-11.54	-66.80	-197.40	-33.68	157.81	521.17	-26.58	166.97	562.35	-45.77	213.00
392.21	-13.55	-68.96	-222.87	-36.24	168.18	582.28	-28.39	178.43	627.11	-48.97	227.44
426.56	-15.66	-70.50	-249.05	-38.92	179.20	647.41	-30.32	190.54	696.29	-51.95	240.94
462.97	-17.88	-71.43	-275.67	-41.69	190.84	716.76	-32.34	203.29	770.09	-54.71	253.40
462.97	-17.74	-72.29	-275.67	-41.57	190.04	716.76	-32.26	202.75	770.09	-54.56	252.79
501.50	-20.23	-71.57	-302.61	-44.59	203.15	790.51	-34.48	216.77	848.76	-51.19	237.12



Autorità Portuale di Taranto

Interventi per il dragaggio di 2,3 M m³ di sedimenti in area Molo Polisettoriale e per la realizzazione di un primo lotto della cassa di colmanta funzionale all'ampliamento del V Sporgente del Porto di Taranto

Allegati alla relazione di calcolo strutturale allineamento "BC"

Data 05/2016
Rev. B
c.d.c.: C296A
514B

542.44	-22.54	-71.92	-329.48	-47.38	214.82	868.95	-36.58	229.98	932.57	-47.77	221.21
585.18	-24.65	-73.46	-356.71	-49.94	224.90	951.46	-38.54	242.31	1021.17	-44.15	204.38
629.03	-26.54	-76.28	-384.74	-52.22	233.24	1037.40	-40.36	253.72	1114.19	-40.21	185.96
629.03	-24.85	-68.72	-384.74	-52.19	232.69	1037.40	-40.23	252.52	1114.19	-40.22	186.01
676.52	-22.19	-51.33	-410.87	-50.24	207.95	1133.80	-36.66	235.48	1220.93	-35.84	165.48
715.58	-19.61	-37.22	-430.13	-48.13	182.52	1219.26	-32.92	217.71	1320.13	-31.21	143.77
746.17	-17.21	-26.32	-443.91	-45.86	156.40	1293.44	-28.94	198.83	1411.31	-26.45	121.36
768.23	-15.13	-18.52	-453.61	-43.43	129.61	1356.01	-24.65	178.46	1493.89	-21.65	98.74
768.23	-15.56	-18.36	-453.61	-43.69	129.76	1356.01	-24.80	178.52	1493.89	-21.92	98.95
781.86	-15.22	-12.93	-460.32	-42.30	102.38	1406.83	-19.84	156.08	1567.13	-18.27	75.15
786.81	-15.63	-10.68	-465.40	-41.50	74.26	1445.47	-15.01	132.34	1630.25	-15.59	51.73
782.92	-16.81	-11.18	-470.07	-41.39	45.91	1471.79	-10.55	107.81	1682.84	-13.79	28.59
770.07	-18.83	-13.96	-475.50	-42.07	17.85	1485.70	-6.70	82.98	1724.56	-12.83	5.66
770.07	-18.80	-13.44	-475.50	-42.08	18.19	1485.70	-6.78	83.26	1724.56	-12.85	6.07
748.60	-21.61	-17.86	-482.34	-43.62	-9.74	1487.48	-3.75	57.19	1755.25	-12.91	-13.76
718.93	-25.10	-22.33	-491.13	-46.03	-35.91	1477.43	-1.64	31.64	1774.67	-13.30	-33.56
681.91	-29.20	-26.92	-501.90	-49.24	-60.46	1456.28	-0.37	6.54	1783.01	-14.07	-52.86
638.37	-33.89	-31.68	-514.71	-53.18	-83.54	1424.74	0.11	-18.17	1780.45	-15.28	-71.19
638.37	-33.90	-31.53	-514.71	-53.17	-83.29	1424.74	0.10	-17.83	1780.45	-15.30	-71.04
589.80	-38.91	-33.38	-528.87	-57.89	-102.44	1384.11	-0.32	-39.35	1767.97	-17.04	-87.58
537.22	-44.21	-35.99	-544.03	-62.88	-120.80	1335.21	-1.04	-60.87	1746.01	-19.30	-102.41
481.03	-49.81	-39.09	-560.43	-68.17	-137.95	1278.56	-2.08	-81.96	1714.75	-22.05	-115.47
421.61	-55.71	-42.41	-578.26	-73.78	-153.50	1214.75	-3.49	-102.14	1674.44	-25.31	-126.72
421.61	-55.75	-42.31	-578.26	-73.81	-153.43	1214.75	-3.50	-101.99	1674.44	-25.25	-126.83
359.58	-62.05	-45.21	-597.41	-79.81	-166.48	1144.72	-5.34	-120.43	1625.74	-28.63	-136.42
295.47	-68.77	-47.97	-617.80	-86.26	-177.77	1069.34	-7.61	-137.22	1569.30	-32.10	-144.41
229.76	-75.90	-50.63	-639.38	-93.14	-187.36	989.38	-10.31	-152.29	1505.89	-35.64	-150.82
162.90	-83.43	-53.22	-662.09	-100.44	-195.32	905.63	-13.43	-165.58	1436.31	-39.24	-155.67
162.90	-83.40	-53.27	-662.09	-100.41	-195.47	905.63	-13.39	-165.68	1436.31	-39.23	-155.78
95.18	-91.03	-55.80	-685.95	-107.83	-202.22	818.61	-16.58	-177.15	1361.27	-42.87	-159.29
26.89	-98.74	-58.26	-710.91	-115.35	-207.78	728.86	-19.84	-186.88	1281.55	-46.53	-161.88
-41.72	-106.50	-60.69	-736.93	-122.96	-212.20	636.93	-23.19	-194.90	1197.96	-50.19	-163.65
-110.38	-114.33	-63.09	-764.00	-130.65	-215.52	543.35	-26.62	-201.29	1111.25	-53.84	-164.72
-110.38	-114.33	-63.13	-764.00	-130.65	-215.65	543.35	-26.64	-201.43	1111.25	-53.77	-165.22
-179.02	-122.22	-65.61	-792.15	-138.43	-218.16	448.46	-30.18	-206.51	1022.00	-57.44	-165.85
-247.59	-130.17	-68.28	-821.44	-146.30	-220.23	352.53	-33.85	-210.63	930.70	-60.84	-167.91
-316.09	-138.17	-71.19	-851.94	-154.22	-221.94	255.77	-37.64	-213.86	837.79	-63.77	-172.45
-384.52	-146.22	-74.37	-883.77	-162.20	-223.36	158.37	-41.53	-216.28	743.69	-63.17	-180.21
-384.52	-146.23	-74.62	-883.77	-161.90	-223.70	158.37	-41.47	-216.71	743.69	-66.02	-180.54
-453.12	-153.68	-78.06	-917.12	-170.16	-225.01	60.26	-45.53	-218.35	648.54	-70.65	-93.13
-522.15	-159.93	-82.99	-952.28	-177.03	-227.59	-38.68	-49.50	-220.85	552.52	-75.39	2.82
-592.52	-164.95	-89.94	-990.05	-182.51	-232.06	-139.20	-53.21	-224.99	455.01	-77.03	104.79
-665.22	-168.23	-100.97	-1031.36	-185.33	-241.52	-242.13	-54.64	-230.64	355.28	-80.56	194.23
-665.22	-168.73	-99.45	-1031.36	-186.56	-239.09	-242.13	-56.52	-231.57	355.28	-75.18	209.94
-735.78	-172.59	12.21	-1059.32	-191.64	-122.55	-356.12	-59.67	-130.08	242.01	-77.90	129.50
-730.95	-174.93	128.27	-1015.43	-195.30	-0.64	-394.62	-62.28	-21.19	194.53	-78.74	75.12
-650.19	-175.35	245.99	-898.60	-196.17	122.65	-356.64	-62.12	93.58	216.74	-82.27	30.16
-493.15	-177.39	355.69	-707.92	-198.12	236.75	-241.44	-63.94	198.23	312.10	-86.69	-8.56
-493.15	-173.97	364.17	-707.92	-194.09	245.73	-241.44	-58.82	211.76	312.10	-87.62	-6.28
-353.80	-177.16	307.65	-542.39	-197.37	194.58	-133.97	-61.92	146.30	397.83	-90.21	-33.58
-235.81	-177.83	264.93	-399.35	-197.78	159.03	-45.72	-62.48	102.68	459.81	-93.80	-55.20
-136.63	-179.02	226.32	-276.71	-198.90	128.71	25.97	-64.95	66.29	501.73	-97.40	-73.50
-53.94	-180.08	189.93	-172.58	-199.89	101.25	83.59	-68.00	34.25	527.11	-100.86	-88.69
-53.94	-180.35	190.57	-172.58	-200.25	102.22	83.59	-68.68	36.08	527.11	-100.96	-88.55
0.31	-180.66	162.79	-102.84	-200.39	81.40	119.68	-70.39	12.37	536.25	-104.13	-101.00

**Autorità Portuale di Taranto**

Interventi per il dragaggio di 2,3 M m³ di sedimenti in area Molo Polisettoriale e per la realizzazione di un primo lotto della cassa di colmata funzionale all'ampliamento del V Sporgente del Porto di Taranto

Allegati alla relazione di calcolo strutturale allineamento "BC"

Data 05/2016
Rev. B
c.d.c.: C296A
514B

111.08	-180.51	91.11	46.46	-199.73	30.97	185.05	-77.50	-38.77	518.45	-111.17	-123.33
132.69	-179.62	70.47	78.38	-198.58	16.96	194.49	-79.49	-51.25	500.55	-112.33	-126.76
147.63	-178.22	51.39	102.44	-196.87	4.19	198.63	-81.19	-61.65	478.14	-112.80	-128.36
156.43	-176.25	33.92	119.28	-194.53	-7.35	197.97	-82.53	-70.08	452.00	-112.50	-128.33
159.67	-173.66	18.19	129.52	-191.51	-17.56	192.98	-83.45	-76.68	422.91	-111.35	-126.86
159.67	-173.71	18.12	129.52	-191.57	-17.63	192.98	-83.50	-76.60	422.91	-111.41	-126.68
158.12	-170.37	4.91	134.01	-187.75	-25.75	184.35	-83.98	-81.77	391.51	-109.33	-123.46
152.64	-166.26	-6.10	133.70	-183.10	-32.09	172.84	-83.92	-85.37	358.37	-106.25	-119.26
144.04	-161.32	-14.86	129.48	-177.56	-36.59	159.19	-83.26	-87.43	324.12	-102.11	-114.27
133.16	-155.53	-21.62	122.24	-171.11	-39.51	144.11	-81.96	-88.06	289.36	-96.83	-108.48
133.16	-155.55	-21.39	122.24	-171.13	-39.29	144.11	-81.99	-87.93	289.36	-96.89	-108.49
120.73	-148.85	-25.91	112.79	-163.69	-40.37	128.28	-79.91	-86.56	254.78	-90.31	-101.82
107.40	-141.25	-29.06	101.88	-155.28	-40.46	112.25	-77.10	-84.11	220.97	-82.44	-94.11
93.56	-132.73	-31.14	89.92	-145.89	-39.85	96.33	-73.52	-80.78	188.29	-73.20	-85.30
79.55	-123.26	-32.24	77.35	-135.45	-38.60	80.79	-69.15	-76.65	157.12	-62.77	-74.52
79.55	-123.31	-32.21	77.35	-135.50	-38.59	80.79	-69.17	-76.63	157.12	-62.60	-75.38
65.67	-112.79	-32.45	64.52	-123.93	-36.81	65.85	-63.93	-71.88	127.71	-50.33	-63.41
52.20	-101.20	-31.77	51.78	-111.21	-34.44	51.72	-57.86	-66.40	100.31	-36.46	-49.67
39.46	-88.50	-30.18	39.49	-97.26	-31.46	38.66	-50.92	-60.18	75.23	-21.36	-32.84
27.77	-74.80	-27.13	28.01	-82.22	-27.36	26.89	-43.32	-52.46	52.77	-5.22	-12.44
27.77	-74.67	-27.68	28.01	-82.10	-27.88	26.89	-43.13	-53.18	52.77	0.00	0.00
17.66	-59.33	-23.51	17.95	-65.30	-22.93	16.91	-34.22	-44.52	33.53	0.00	0.00
9.35	-42.60	-18.61	9.56	-46.99	-17.62	8.85	-24.31	-34.75	17.77	0.00	0.00
3.30	-24.83	-12.33	3.39	-27.49	-11.36	3.09	-13.82	-22.85	6.30	0.00	0.00
0.00	-6.21	-4.54	0.00	-7.00	-4.05	0.00	-2.95	-8.52	0.00	0.00	0.00



Autorità Portuale di Taranto

Interventi per il dragaggio di 2,3 M m³ di sedimenti in area Molo Polisettoriale e per la realizzazione di un primo lotto della cassa di colmata funzionale all'ampliamento del V Sporgente del Porto di Taranto

Allegati alla relazione di calcolo strutturale allineamento "BC"

Data 05/2016
Rev. B
c.d.c.: C296A
514B

11	12	12	12	13	13	13	14	14	14	15	15	15
M	N	Q	M	N	Q	M	N	Q	M	N	Q	M
[kNm/m]	[kN/m]	[kN/m]	[kNm/m]	[kN/m]	[kN/m]	[kNm/m]	[kN/m]	[kN/m]	[kNm/m]	[kN/m]	[kN/m]	[kNm/m]
0.00	0.00	0.00	0.00	0.00	0.00	0.00	0.00	0.00	0.00	0.00	0.00	0.00
0.00	0.00	0.00	0.00	0.00	0.00	0.00	0.00	0.00	0.00	0.00	0.00	0.00
0.00	0.00	0.00	0.00	0.00	0.00	0.00	0.00	0.00	0.00	0.00	0.00	0.00
0.00	0.00	0.00	0.00	0.00	0.00	0.00	0.00	0.00	0.00	0.00	0.00	0.00
0.00	0.00	0.00	0.00	0.00	0.00	0.00	0.00	0.00	0.00	0.00	0.00	0.00
0.00	0.00	0.00	0.00	0.00	0.00	0.00	0.00	0.00	0.00	0.00	0.00	0.00
0.21	0.00	-2.59	-0.16	0.00	0.00	0.00	0.00	0.00	0.00	0.00	0.00	0.00
1.10	0.00	-5.33	-0.65	0.00	0.00	0.00	0.00	0.00	0.00	0.00	0.00	0.00
3.04	0.00	-8.19	-1.50	0.00	0.00	0.00	0.00	0.00	0.00	0.00	0.00	0.00
6.42	-0.29	-12.07	-2.71	0.00	-0.01	0.00	0.02	-0.09	0.00	0.00	-0.02	0.00
6.42	0.00	-11.20	-2.71	0.00	0.00	0.00	0.00	0.00	0.00	0.00	0.00	0.00
9.68	0.92	-16.74	-8.11	-0.13	0.60	0.09	-0.26	1.12	0.16	-0.10	0.51	0.08
13.85	1.79	-21.63	-15.29	-0.40	1.84	0.53	-0.82	3.59	1.00	-0.34	1.66	0.46
18.96	2.32	-26.92	-24.38	-0.84	3.79	1.56	-1.67	7.36	3.01	-0.74	3.49	1.41
25.07	2.54	-32.78	-35.55	-1.45	6.55	3.47	-2.82	12.47	6.69	-1.31	6.07	3.17
25.07	2.53	-32.79	-35.55	-1.45	6.53	3.47	-2.82	12.50	6.69	-1.31	6.07	3.17
33.01	2.54	-36.75	-44.25	-1.94	9.05	5.41	-3.72	16.50	10.31	-1.76	8.13	4.95
42.28	2.46	-40.52	-53.91	-2.47	12.33	8.06	-4.68	20.80	14.96	-2.24	10.31	7.25
52.96	2.31	-44.09	-64.50	-3.02	16.39	11.64	-5.70	25.37	20.73	-2.75	12.59	10.11
65.10	2.08	-47.45	-75.94	-3.61	21.22	16.32	-6.78	30.19	27.67	-3.28	14.99	13.55
65.10	2.09	-47.46	-75.94	-3.61	21.21	16.32	-6.78	30.18	27.67	-3.28	14.99	13.55
76.16	1.74	-50.92	-89.47	-4.29	27.40	22.98	-8.02	35.75	36.72	-3.89	17.75	18.05
88.28	1.33	-54.11	-103.92	-5.01	34.53	31.48	-9.33	41.60	47.36	-4.53	20.67	23.33
101.50	0.87	-57.02	-119.21	-5.77	42.57	42.06	-10.69	47.71	59.63	-5.21	23.73	29.43
115.82	0.35	-59.66	-135.26	-6.56	51.54	54.98	-12.12	54.09	73.62	-5.92	26.95	36.40
115.82	0.35	-59.65	-135.26	-6.57	51.55	54.98	-12.12	54.09	73.62	-5.93	26.96	36.40
142.28	-0.12	-61.61	-148.90	-7.25	59.58	67.46	-13.32	59.49	86.39	-6.54	29.73	42.77
172.11	-0.62	-63.37	-162.96	-7.96	68.26	81.84	-14.56	65.06	100.41	-7.18	32.62	49.79
205.45	-1.16	-64.95	-177.41	-8.69	77.58	98.24	-15.84	70.78	115.69	-7.86	35.63	57.46
242.41	-1.73	-66.34	-192.18	-9.46	87.53	116.80	-17.15	76.66	132.27	-8.55	38.76	65.83
242.41	-1.72	-66.36	-192.18	-9.45	87.53	116.80	-17.14	76.63	132.27	-8.55	38.78	65.83
283.13	-2.76	-68.21	-217.42	-10.80	104.88	152.85	-19.41	86.81	162.90	-9.78	44.32	81.39
327.87	-3.89	-69.56	-243.27	-12.23	122.64	195.51	-21.76	97.35	197.43	-11.11	50.37	99.13
376.69	-5.10	-70.38	-269.53	-13.74	140.84	244.91	-24.19	108.27	235.98	-12.53	56.96	119.25
429.63	-6.41	-70.64	-295.98	-15.35	159.51	301.19	-26.71	119.58	278.68	-14.06	64.09	141.92
429.63	-6.36	-70.85	-295.98	-15.30	159.30	301.19	-26.66	119.36	278.68	-14.00	63.87	141.92
486.88	-7.82	-70.29	-322.45	-17.08	178.75	364.55	-29.31	131.30	325.66	-15.62	71.75	167.33
548.70	-9.33	-69.35	-348.65	-18.91	198.48	435.29	-32.01	143.40	377.17	-17.25	79.96	195.77
615.33	-10.88	-68.01	-374.43	-20.80	218.50	513.48	-34.74	155.68	433.26	-18.91	88.51	227.35
687.03	-12.49	-66.26	-399.61	-22.74	238.79	599.20	-37.51	168.13	493.95	-20.58	97.40	262.19
687.03	-12.51	-66.18	-399.61	-22.76	238.88	599.20	-37.53	168.21	493.95	-20.60	97.49	262.19
764.04	-14.24	-63.68	-423.99	-24.83	259.78	692.65	-40.40	181.13	559.41	-22.37	107.07	300.51
846.68	-16.14	-60.18	-447.25	-27.09	281.55	794.15	-43.43	194.77	629.89	-24.28	117.61	342.62
934.55	-18.22	-55.67	-469.01	-29.52	304.16	903.96	-46.61	209.08	705.61	-26.35	129.09	388.86
1027.25	-20.46	-50.20	-488.88	-32.12	327.56	1022.36	-49.93	224.03	786.78	-28.55	141.48	439.55
1027.25	-20.33	-50.74	-488.88	-32.01	327.04	1022.36	-49.80	223.43	786.78	-28.43	140.94	439.55
1134.38	-22.89	-43.63	-506.56	-34.92	351.88	1149.65	-53.41	239.67	873.61	-30.92	154.92	495.02
1234.71	-25.26	-36.97	-521.66	-37.70	376.12	1286.20	-56.80	254.93	966.41	-33.23	168.42	555.68
1327.84	-27.45	-30.83	-534.36	-40.32	399.72	1431.72	-59.95	269.09	1064.72	-35.34	181.39	621.30



Autorità Portuale di Taranto
 Interventi per il dragaggio di 2,3 M m³ di sedimenti in area Molo Polisettoriale e per la realizzazione di un primo lotto della cassa di colmata funzionale all'ampliamento del V Sporgente del Porto di Taranto

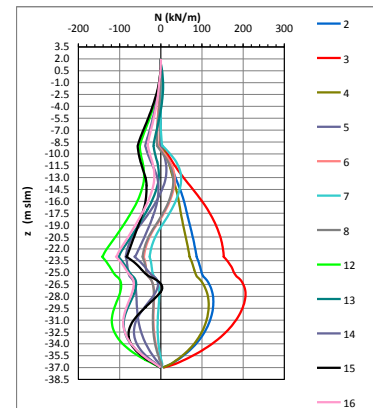
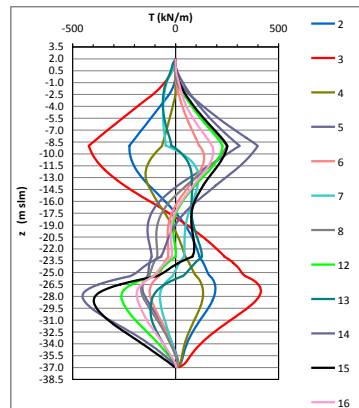
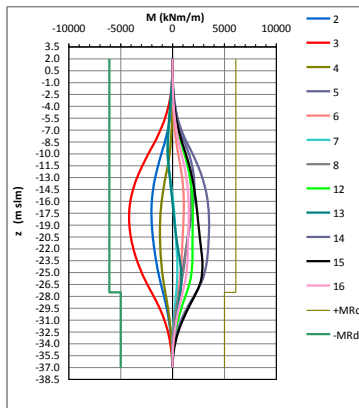
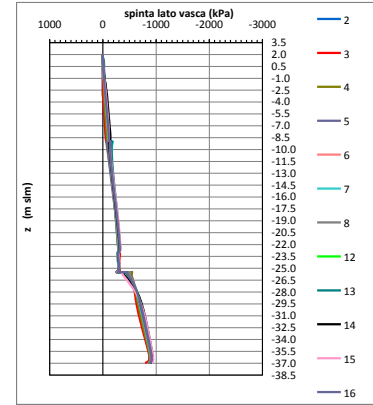
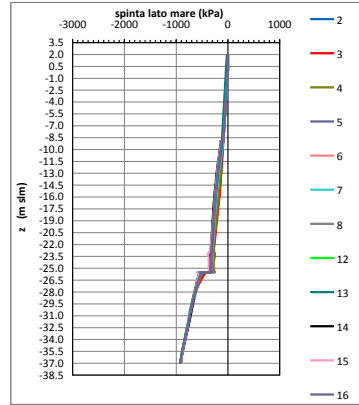
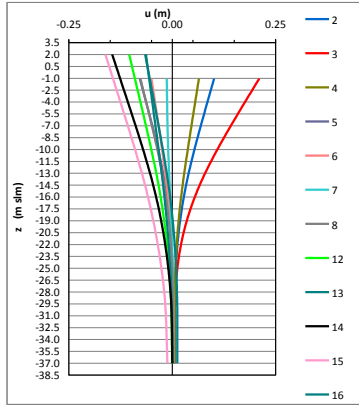
Allegati alla relazione di calcolo strutturale allineamento "BC"

Data 05/2016
 Rev. B
 c.d.c.: C296A
 514B

1413.29	-29.41	-25.27	-544.86	-42.79	422.63	1585.90	-62.83	282.04	1168.07	-37.23	193.75	691.65
1413.29	-28.70	-22.72	-544.86	-42.61	421.87	1585.90	-62.77	281.79	1168.07	-35.75	194.45	691.65
1490.23	-25.37	-18.43	-553.82	-38.91	404.44	1766.59	-59.46	266.23	1287.88	-31.88	184.12	774.46
1557.90	-21.92	-15.36	-561.16	-35.16	386.77	1939.77	-56.20	250.89	1401.07	-27.99	172.66	852.60
1615.95	-18.29	-13.79	-567.49	-31.14	367.87	2104.91	-52.81	234.91	1507.37	-23.96	159.60	925.35
1664.07	-14.37	-13.97	-573.48	-26.66	346.79	2261.32	-49.09	217.40	1606.37	-19.65	144.46	991.94
1664.07	-14.40	-13.98	-573.48	-26.65	346.77	2261.32	-49.06	217.24	1606.37	-19.67	144.56	991.94
1702.13	-10.17	-16.67	-580.12	-21.79	323.91	2408.07	-45.05	198.39	1697.33	-15.02	127.03	1051.40
1729.88	-5.76	-20.76	-588.28	-16.58	299.42	2544.49	-40.82	178.49	1779.80	-10.19	108.08	1102.87
1747.45	-1.25	-25.85	-598.43	-11.13	273.75	2669.95	-36.46	158.00	1853.46	-5.27	88.19	1145.86
1754.93	3.28	-31.54	-610.98	-5.52	247.38	2783.93	-32.08	137.40	1918.05	-0.34	67.84	1179.99
1754.93	3.03	-31.33	-610.98	-5.79	247.61	2783.93	-32.14	137.68	1918.05	-0.59	68.07	1179.99
1753.27	6.35	-38.42	-626.23	0.30	219.79	2886.15	-27.63	116.53	1973.61	3.13	46.35	1205.00
1742.88	8.73	-45.55	-644.60	5.37	191.91	2976.24	-23.30	96.15	2020.12	5.88	24.79	1220.56
1723.97	10.22	-52.79	-666.11	9.49	163.79	3054.08	-19.10	76.43	2057.86	7.75	3.30	1226.70
1696.79	10.88	-60.21	-690.81	12.77	135.24	3119.49	-15.03	57.23	2087.07	8.78	-18.20	1223.45
1696.79	10.88	-59.86	-690.81	12.74	135.70	3119.49	-15.19	57.79	2087.07	8.78	-17.80	1223.45
1662.04	10.68	-64.83	-718.06	14.92	109.69	3173.19	-12.50	42.28	2108.95	8.93	-36.40	1211.61
1620.40	10.15	-70.05	-747.59	16.81	83.33	3215.40	-10.18	27.54	2124.17	8.75	-55.11	1191.57
1572.67	9.26	-75.14	-779.35	18.31	57.13	3246.14	-8.31	13.99	2133.22	8.20	-73.47	1163.44
1519.64	7.97	-79.70	-813.25	19.37	31.57	3265.50	-6.96	2.05	2136.66	7.25	-91.02	1127.42
1519.64	7.96	-79.55	-813.25	19.36	31.69	3265.50	-6.96	2.07	2136.66	7.24	-90.86	1127.42
1462.00	6.22	-82.81	-848.80	19.87	7.48	3274.02	-6.21	-7.86	2135.33	5.83	-106.79	1084.13
1400.50	4.04	-84.85	-885.53	19.87	-15.46	3272.22	-5.97	-16.13	2130.02	3.99	-121.14	1034.20
1335.85	1.42	-85.63	-922.87	19.34	-37.04	3260.69	-6.24	-22.75	2121.45	1.70	-133.87	978.35
1268.77	-1.62	-85.15	-960.27	18.29	-57.20	3240.02	-7.02	-27.73	2110.35	-1.01	-144.91	917.31
1268.77	-1.57	-85.23	-960.27	18.35	-57.28	3240.02	-6.95	-27.91	2110.35	-0.96	-144.99	917.31
1199.82	-4.69	-83.59	-997.23	17.16	-76.14	3210.79	-7.85	-31.58	2097.30	-3.74	-154.45	851.77
1129.52	-7.84	-80.83	-1033.25	15.86	-93.59	3173.60	-8.82	-34.20	2082.87	-6.56	-162.35	782.40
1058.26	-11.02	-76.98	-1067.82	14.45	-109.62	3129.09	-9.84	-35.82	2067.51	-9.40	-168.69	709.91
986.43	-14.22	-72.06	-1100.45	12.95	-124.21	3077.89	-10.92	-36.49	2051.67	-12.27	-173.49	635.02
986.43	-14.22	-72.16	-1100.45	12.96	-124.30	3077.89	-10.90	-36.66	2051.67	-12.27	-173.58	635.02
914.04	-17.42	-66.34	-1130.77	11.40	-137.50	3020.60	-11.97	-36.81	2035.59	-15.14	-177.00	558.31
841.13	-20.63	-60.01	-1158.42	9.80	-149.73	2957.72	-12.98	-36.95	2019.46	-18.02	-179.39	480.29
766.72	-23.84	-53.26	-1183.23	8.20	-161.07	2889.69	-13.92	-37.20	2003.24	-20.91	-180.83	401.44
689.69	-27.03	-46.21	-1204.99	6.59	-171.63	2816.90	-14.79	-37.70	1986.87	-23.79	-181.43	322.19
689.69	-26.99	-46.67	-1204.99	6.68	-172.28	2816.90	-14.67	-38.42	1986.87	-23.75	-181.85	322.19
603.67	-30.23	-39.58	-1223.83	5.01	-182.02	2739.42	-15.51	-39.17	1969.95	-26.69	-181.85	242.64
575.24	-33.27	-34.19	-1239.84	3.67	-193.50	2657.41	-15.83	-43.06	1952.19	-29.49	-182.85	162.94
608.44	-35.97	-31.59	-1254.16	2.92	-208.13	2569.61	-15.28	-52.00	1931.53	-31.99	-185.86	82.32
706.77	-35.94	-33.64	-1268.07	6.70	-224.42	2474.59	-7.88	-69.32	1905.63	-31.72	-190.90	-0.15
706.77	-38.15	-32.84	-1268.07	3.02	-227.34	2474.59	-13.52	-67.91	1905.63	-34.07	-191.89	-0.15
787.22	-42.73	66.35	-1258.40	-2.61	-176.15	2348.40	-22.29	-32.17	1872.84	-37.83	-100.22	-91.78
838.02	-46.86	174.21	-1183.39	-9.01	-111.89	2257.88	-34.19	21.39	1868.99	-41.36	1.16	-123.09
863.93	-47.93	287.64	-1039.42	-12.22	-35.43	2211.05	-43.21	87.23	1902.14	-41.92	111.08	-88.55
869.58	-51.83	392.60	-823.28	-16.31	32.89	2215.20	-52.94	147.82	1979.58	-44.95	216.24	16.99
869.58	-45.57	404.29	-823.28	-11.98	49.45	2215.20	-48.95	161.28	1979.58	-39.10	227.39	16.99
861.13	-50.37	349.76	-637.96	-3.92	-51.40	2210.04	-30.24	57.39	2030.46	-44.11	178.32	115.36
843.44	-52.18	311.14	-472.79	0.56	-122.71	2165.95	-15.60	-22.29	2038.73	-46.32	145.54	196.19
817.85	-56.47	275.58	-326.24	-2.19	-181.07	2089.45	-8.32	-90.59	2010.06	-50.80	116.95	261.63
785.69	-61.57	239.72	-196.92	-9.56	-228.88	1987.03	-6.28	-149.60	1950.17	-55.98	89.55	313.66

785.69	-62.44	241.91	-196.92	-11.50	-226.55	1987.03	-7.67	-146.86	1950.17	-56.79	91.61	313.66
748.07	-65.56	209.99	-107.94	-15.82	-254.91	1891.09	-7.85	-185.45	1883.66	-59.94	68.79	344.96
706.05	-69.58	180.64	-30.64	-22.35	-274.70	1786.06	-12.48	-214.73	1804.22	-63.92	49.04	368.25
660.62	-73.59	151.88	35.17	-29.09	-288.53	1674.36	-20.09	-237.59	1714.47	-67.86	30.36	383.94
612.74	-77.45	124.23	89.71	-35.82	-297.04	1558.39	-29.66	-254.54	1616.96	-71.65	12.99	392.44
612.74	-77.54	123.92	89.71	-35.97	-296.65	1558.39	-30.60	-254.16	1616.96	-71.73	12.84	392.44
563.16	-81.11	98.06	133.63	-42.41	-300.63	1439.99	-38.50	-265.85	1513.84	-75.23	-2.99	394.37
512.60	-84.33	73.97	167.62	-48.49	-300.28	1320.91	-46.71	-272.91	1407.06	-78.40	-17.28	390.30
461.74	-87.11	51.99	192.48	-54.04	-296.20	1202.71	-54.26	-275.94	1298.27	-81.14	-29.87	380.91
411.23	-89.34	32.16	209.07	-58.96	-289.01	1086.88	-61.05	-275.68	1189.11	-83.38	-40.78	366.88
411.23	-89.40	32.21	209.07	-59.02	-288.58	1086.88	-61.13	-275.17	1189.11	-83.44	-40.73	366.88
361.67	-91.04	14.51	218.24	-63.23	-279.17	974.40	-67.04	-272.42	1080.58	-85.12	-50.06	348.86
313.59	-92.04	-1.05	220.83	-66.71	-267.73	866.09	-72.09	-267.03	973.73	-86.20	-57.73	327.47
267.33	-92.32	-14.51	217.68	-69.38	-254.76	762.60	-76.20	-259.60	869.40	-86.61	-63.78	303.36
223.23	-91.84	-25.98	209.63	-71.17	-240.64	664.59	-79.26	-250.48	768.46	-86.29	-68.34	277.19
223.23	-91.89	-25.84	209.63	-71.22	-240.37	664.59	-79.33	-250.22	768.46	-86.34	-68.21	277.19
181.58	-90.56	-34.98	197.51	-72.07	-225.03	572.44	-81.30	-239.42	671.50	-85.20	-70.85	249.61
142.76	-88.35	-42.47	182.13	-71.91	-209.23	486.47	-82.07	-227.54	579.03	-83.22	-72.32	221.23
107.21	-85.20	-48.43	164.09	-70.70	-193.26	406.78	-81.55	-214.82	491.43	-80.34	-72.76	192.48
75.38	-81.03	-52.81	144.00	-68.36	-177.14	333.48	-79.61	-201.24	409.08	-76.48	-72.13	163.77
75.38	-81.08	-52.83	144.00	-68.41	-177.16	333.48	-79.69	-201.25	409.08	-76.53	-72.14	163.77
48.02	-75.76	-55.49	122.51	-64.82	-160.87	266.59	-76.25	-186.98	332.23	-71.56	-70.33	135.54
25.52	-69.28	-56.32	100.31	-59.99	-144.16	206.19	-71.26	-171.71	261.18	-65.48	-67.22	108.27
9.09	-61.60	-55.26	78.16	-53.88	-126.97	152.50	-64.62	-155.25	196.42	-58.25	-62.77	82.49
0.00	-52.88	-51.47	56.82	-46.68	-108.22	105.74	-56.47	-135.98	138.46	-50.03	-56.16	58.76
0.00	-52.71	-52.27	56.82	-46.49	-109.25	105.74	-56.29	-137.43	138.46	-49.86	-56.94	58.76
0.00	-42.33	-46.54	37.33	-37.58	-89.90	66.47	-45.92	-116.13	88.44	-40.03	-48.93	37.89
0.00	-30.55	-38.35	20.40	-27.22	-68.96	34.90	-33.65	-91.36	47.15	-28.89	-39.11	20.35
0.00	-17.76	-26.46	7.45	-15.82	-44.75	12.30	-19.85	-60.72	16.87	-16.78	-26.28	7.32
0.00	-4.15	-10.45	0.00	-3.59	-16.65	0.00	-4.75	-23.27	0.00	-3.91	-10.08	0.00

1.7.4 Grafici



Autorità Portuale di Taranto
Interventi per il dragaggio di 2,3 M m³ di sedimenti in area Molo Polisettoriale e per la realizzazione di un primo lotto della cassa di colmata funzionale all'ampliamento del V Sporgente del Porto di Taranto

Allegati alla relazione di calcolo strutturale allineamento "BC"

Data 05/2016
Rev. B
c.d.c.: C296A
514B

1.8 TABULATI DI INPUT ED OUTPUT SEZIONE 8 (C.N.D.)

1.8.1 Riepilogo deformazioni

FASE	2		3		4		5		6		7		8	
Y	Ux	Uy	Ux	Uy	Ux	Uy	Ux	Uy	Ux	Uy	Ux	Uy	Ux	Uy
[m]	[m]	[m]	[m]	[m]	[m]	[m]	[m]	[m]	[m]	[m]	[m]	[m]	[m]	[m]
3.50	0.000	0.000	0.000	0.000	0.000	0.000	0.000	0.000	0.000	0.000	0.000	0.000	0.000	0.000
3.13	0.000	0.000	0.000	0.000	0.000	0.000	0.000	0.000	0.000	0.000	0.000	0.000	0.000	0.000
2.75	0.000	0.000	0.000	0.000	0.000	0.000	0.000	0.000	0.000	0.000	0.000	0.000	0.000	0.000
2.38	0.000	0.000	0.000	0.000	0.000	0.000	0.000	0.000	0.000	0.000	0.000	0.000	0.000	0.000
2.00	0.000	0.000	0.000	0.000	0.000	0.000	0.000	0.000	0.000	0.000	0.000	0.000	0.000	0.000
2.00	0.144	0.000	0.288	0.000	0.105	0.000	-0.151	-0.001	-0.091	-0.001	-0.202	-0.001	-0.250	-0.001
1.88	0.144	0.000	0.287	0.000	0.105	0.000	-0.150	-0.001	-0.090	-0.001	-0.201	-0.001	-0.249	-0.001
1.75	0.143	0.000	0.285	0.000	0.104	0.000	-0.150	-0.001	-0.090	-0.001	-0.200	-0.001	-0.248	-0.001
1.63	0.142	0.000	0.283	0.000	0.104	0.000	-0.149	-0.001	-0.090	-0.001	-0.199	-0.001	-0.246	-0.001
1.50	0.141	0.000	0.281	0.000	0.103	0.000	-0.148	-0.001	-0.089	-0.001	-0.197	-0.001	-0.245	-0.001
1.50	0.141	0.000	0.281	0.000	0.103	0.000	-0.148	-0.001	-0.089	-0.001	-0.197	-0.001	-0.245	-0.001
1.13	0.138	0.000	0.276	0.000	0.101	0.000	-0.146	-0.001	-0.088	-0.001	-0.194	-0.001	-0.241	-0.001
0.75	0.136	0.000	0.271	0.000	0.100	0.000	-0.143	-0.001	-0.087	-0.001	-0.191	-0.001	-0.237	-0.001
0.38	0.133	0.000	0.265	0.000	0.098	0.000	-0.141	-0.001	-0.086	-0.001	-0.187	-0.001	-0.232	-0.001
0.00	0.131	0.000	0.260	0.000	0.096	0.000	-0.138	-0.001	-0.085	-0.001	-0.184	-0.001	-0.228	-0.001
0.00	0.131	0.000	0.260	0.000	0.096	0.000	-0.138	-0.001	-0.085	-0.001	-0.184	-0.001	-0.228	-0.001
-0.25	0.129	0.000	0.256	0.000	0.095	0.000	-0.137	-0.001	-0.084	-0.001	-0.182	-0.001	-0.226	-0.001
-0.50	0.127	0.000	0.253	0.000	0.094	0.000	-0.135	-0.001	-0.083	-0.001	-0.179	-0.001	-0.223	-0.001
-0.75	0.125	0.000	0.249	0.000	0.093	0.000	-0.133	-0.001	-0.083	-0.001	-0.177	-0.001	-0.220	-0.001
-1.00	0.124	0.000	0.246	0.000	0.092	0.000	-0.132	-0.001	-0.082	-0.001	-0.175	-0.001	-0.217	-0.001
-1.00	0.124	0.000	0.246	0.000	0.092	0.000	-0.132	-0.001	-0.082	-0.001	-0.175	-0.001	-0.217	-0.001
-1.28	0.122	0.000	0.242	0.000	0.090	0.000	-0.130	-0.001	-0.081	-0.001	-0.172	-0.001	-0.214	-0.001
-1.55	0.120	0.000	0.238	0.000	0.089	0.000	-0.128	-0.001	-0.080	-0.001	-0.170	-0.001	-0.211	-0.001
-1.83	0.118	0.000	0.234	0.000	0.088	0.000	-0.126	-0.001	-0.079	-0.001	-0.167	-0.001	-0.208	-0.001
-2.10	0.116	0.000	0.230	0.000	0.086	0.000	-0.125	-0.001	-0.079	-0.001	-0.165	-0.001	-0.205	-0.001
-2.10	0.116	0.000	0.230	0.000	0.086	0.000	-0.125	-0.001	-0.079	-0.001	-0.165	-0.001	-0.205	-0.001
-2.33	0.114	0.000	0.227	0.000	0.085	0.000	-0.123	-0.001	-0.078	-0.001	-0.163	-0.001	-0.203	-0.001
-2.55	0.113	0.000	0.224	0.000	0.084	0.000	-0.122	-0.001	-0.077	-0.001	-0.161	-0.001	-0.200	-0.001
-2.78	0.111	0.000	0.221	0.000	0.083	0.000	-0.120	-0.001	-0.077	-0.001	-0.159	-0.001	-0.198	-0.001
-3.00	0.110	0.000	0.217	0.000	0.082	0.000	-0.119	-0.001	-0.076	-0.001	-0.157	-0.001	-0.195	-0.001
-3.00	0.110	0.000	0.217	0.000	0.082	0.000	-0.119	-0.001	-0.076	-0.001	-0.157	-0.001	-0.195	-0.001
-3.38	0.107	0.000	0.212	0.000	0.081	0.000	-0.116	-0.001	-0.075	-0.001	-0.153	-0.001	-0.191	-0.001
-3.75	0.105	0.000	0.207	0.000	0.079	0.000	-0.114	-0.001	-0.074	-0.001	-0.150	-0.001	-0.187	-0.001
-4.13	0.102	0.000	0.202	0.000	0.077	0.000	-0.112	-0.001	-0.073	-0.001	-0.146	-0.001	-0.183	-0.001
-4.50	0.099	0.000	0.196	0.000	0.075	0.000	-0.109	-0.001	-0.071	-0.001	-0.143	-0.001	-0.179	-0.001
-4.50	0.099	0.000	0.196	0.000	0.075	0.000	-0.109	-0.001	-0.071	-0.001	-0.143	-0.001	-0.179	-0.001
-4.88	0.097	0.000	0.191	0.000	0.074	0.000	-0.107	-0.001	-0.070	-0.001	-0.140	-0.001	-0.175	-0.001
-5.25	0.094	0.000	0.186	0.000	0.072	0.000	-0.104	-0.001	-0.069	-0.001	-0.136	-0.001	-0.170	-0.001
-5.63	0.092	0.000	0.181	0.000	0.070	0.000	-0.102	-0.001	-0.068	-0.001	-0.133	-0.001	-0.166	-0.001
-6.00	0.089	0.000	0.175	0.000	0.068	0.000	-0.100	-0.001	-0.067	-0.001	-0.129	-0.001	-0.162	-0.001
-6.00	0.089	0.000	0.175	0.000	0.068	0.000	-0.100	-0.001	-0.067	-0.001	-0.129	-0.001	-0.162	-0.001
-6.38	0.087	0.000	0.170	0.000	0.067	0.000	-0.097	-0.001	-0.066	-0.001	-0.126	-0.001	-0.158	-0.001
-6.75	0.084	0.000	0.165	0.000	0.065	0.000	-0.095	-0.001	-0.065	-0.001	-0.123	-0.001	-0.154	-0.001
-7.13	0.081	0.000	0.160	0.000	0.063	0.000	-0.093	-0.001	-0.064	-0.001	-0.119	-0.001	-0.150	-0.001
-7.50	0.079	0.000	0.155	0.000	0.061	0.000	-0.090	-0.001	-0.062	-0.001	-0.116	-0.001	-0.146	-0.001
-7.50	0.079	0.000	0.155	0.000	0.061	0.000	-0.090	-0.001	-0.062	-0.001	-0.116	-0.001	-0.146	-0.001
-7.88	0.076	0.000	0.150	0.000	0.060	0.000	-0.088	-0.001	-0.061	-0.001	-0.113	-0.001	-0.142	-0.001
-8.25	0.074	0.000	0.145	0.000	0.058	0.000	-0.086	-0.001	-0.060	-0.001	-0.110	-0.001	-0.138	-0.001
-8.63	0.071	0.000	0.140	0.000	0.056	0.000	-0.083	-0.001	-0.059	-0.001	-0.106	-0.001	-0.134	-0.001
-9.00	0.069	0.000	0.135	0.000	0.055	0.000	-0.081	-0.001	-0.058	-0.001	-0.103	-0.001	-0.130	-0.001



Autorità Portuale di Taranto
Interventi per il dragaggio di 2,3 M m³ di sedimenti in area Molo Polisettoriale e per la realizzazione di un primo lotto della cassa di colmata funzionale all'ampliamento del V Sporgente del Porto di Taranto

Allegati alla relazione di calcolo strutturale allineamento "BC"

Data 05/2016
Rev. B
c.d.c.: C296A
514B



-9.00	0.069	0.000	0.135	0.000	0.055	0.000	-0.081	-0.001	-0.058	-0.001	-0.103	-0.001	-0.130	-0.001
-9.44	0.066	0.000	0.129	0.000	0.053	0.000	-0.078	-0.001	-0.056	-0.001	-0.099	-0.001	-0.126	-0.001
-9.88	0.063	0.000	0.123	0.000	0.051	0.000	-0.076	-0.001	-0.055	-0.001	-0.096	-0.001	-0.121	-0.001
-10.31	0.061	0.000	0.118	0.000	0.049	0.000	-0.073	-0.001	-0.054	-0.001	-0.092	-0.001	-0.117	-0.001
-10.75	0.058	0.000	0.112	0.000	0.047	0.000	-0.071	-0.001	-0.052	-0.001	-0.089	-0.001	-0.112	-0.001
-10.75	0.058	0.000	0.112	0.000	0.047	0.000	-0.071	-0.001	-0.052	-0.001	-0.089	-0.001	-0.112	-0.001
-11.19	0.055	0.000	0.107	0.000	0.045	0.000	-0.068	-0.001	-0.051	-0.001	-0.085	-0.001	-0.108	-0.001
-11.63	0.053	0.000	0.102	0.000	0.043	0.000	-0.066	-0.001	-0.049	-0.001	-0.082	-0.001	-0.104	-0.001
-12.06	0.050	0.000	0.097	0.000	0.041	0.000	-0.063	-0.001	-0.048	-0.001	-0.078	-0.001	-0.100	-0.001
-12.50	0.048	0.000	0.092	0.000	0.039	0.000	-0.061	-0.001	-0.046	-0.001	-0.075	-0.001	-0.095	-0.001
-12.50	0.048	0.000	0.092	0.000	0.039	0.000	-0.061	-0.001	-0.046	-0.001	-0.075	-0.001	-0.095	-0.001
-12.94	0.045	0.000	0.087	0.000	0.038	0.000	-0.058	-0.001	-0.045	-0.001	-0.071	-0.001	-0.091	-0.001
-13.38	0.043	0.000	0.082	0.000	0.036	0.000	-0.056	-0.001	-0.043	-0.001	-0.068	-0.001	-0.087	-0.001
-13.81	0.040	0.000	0.077	0.000	0.034	0.000	-0.054	-0.001	-0.042	-0.001	-0.065	-0.001	-0.083	-0.001
-14.25	0.038	0.000	0.073	0.000	0.032	0.000	-0.051	-0.001	-0.040	-0.001	-0.062	-0.001	-0.079	-0.001
-14.25	0.038	0.000	0.073	0.000	0.032	0.000	-0.051	-0.001	-0.040	-0.001	-0.062	-0.001	-0.079	-0.001
-14.69	0.036	0.000	0.068	0.000	0.031	0.000	-0.049	-0.001	-0.039	-0.001	-0.059	-0.001	-0.076	-0.001
-15.13	0.034	0.000	0.064	0.000	0.029	0.000	-0.047	-0.001	-0.038	-0.001	-0.056	-0.001	-0.072	-0.001
-15.56	0.032	0.000	0.060	0.000	0.027	0.000	-0.045	-0.001	-0.036	-0.001	-0.053	-0.001	-0.068	-0.001
-16.00	0.030	0.000	0.056	0.000	0.026	0.000	-0.043	-0.001	-0.035	-0.001	-0.050	-0.001	-0.065	-0.001
-16.00	0.030	0.000	0.056	0.000	0.026	0.000	-0.043	-0.001	-0.035	-0.001	-0.050	-0.001	-0.065	-0.001
-16.44	0.028	0.000	0.052	0.000	0.024	0.000	-0.041	-0.001	-0.033	-0.001	-0.048	-0.001	-0.061	-0.001
-16.88	0.026	0.000	0.049	0.000	0.023	0.000	-0.039	-0.001	-0.032	-0.001	-0.045	-0.001	-0.058	-0.001
-17.31	0.025	0.000	0.045	0.000	0.022	0.000	-0.037	-0.001	-0.030	-0.001	-0.043	-0.001	-0.055	-0.001
-17.75	0.023	0.000	0.042	0.000	0.020	0.000	-0.035	-0.001	-0.029	-0.001	-0.040	-0.001	-0.052	-0.001
-17.75	0.023	0.000	0.042	0.000	0.020	0.000	-0.035	-0.001	-0.029	-0.001	-0.040	-0.001	-0.052	-0.001
-18.19	0.022	0.000	0.039	0.000	0.019	0.000	-0.033	-0.001	-0.028	-0.001	-0.038	-0.001	-0.049	-0.001
-18.63	0.020	0.000	0.036	0.000	0.018	0.000	-0.032	-0.001	-0.026	-0.001	-0.036	-0.001	-0.046	-0.001
-19.06	0.019	0.000	0.033	0.000	0.017	0.000	-0.030	-0.001	-0.025	-0.001	-0.033	-0.001	-0.043	-0.001
-19.50	0.018	0.000	0.030	0.000	0.016	0.000	-0.028	-0.001	-0.024	-0.001	-0.031	-0.001	-0.041	-0.001
-19.50	0.018	0.000	0.030	0.000	0.016	0.000	-0.028	-0.001	-0.024	-0.001	-0.031	-0.001	-0.041	-0.001
-19.94	0.016	0.000	0.028	0.000	0.015	0.000	-0.027	-0.001	-0.023	-0.001	-0.029	-0.001	-0.038	-0.001
-20.38	0.015	0.000	0.026	0.000	0.014	0.000	-0.025	-0.001	-0.022	-0.001	-0.028	-0.001	-0.036	-0.001
-20.81	0.014	0.000	0.023	0.000	0.013	0.000	-0.024	-0.001	-0.020	-0.001	-0.026	-0.001	-0.033	-0.001
-21.25	0.013	0.000	0.021	0.000	0.012	0.000	-0.023	-0.001	-0.019	-0.001	-0.024	-0.001	-0.031	-0.001
-21.25	0.013	0.000	0.021	0.000	0.012	0.000	-0.023	-0.001	-0.019	-0.001	-0.024	-0.001	-0.031	-0.001
-21.69	0.012	0.000	0.019	0.000	0.011	0.000	-0.021	-0.001	-0.018	-0.001	-0.023	-0.001	-0.029	-0.001
-22.13	0.011	0.000	0.018	0.000	0.010	0.000	-0.020	-0.001	-0.017	-0.001	-0.021	-0.001	-0.027	-0.001
-22.56	0.011	0.000	0.016	0.000	0.010	0.000	-0.019	-0.001	-0.016	-0.001	-0.020	-0.001	-0.025	-0.001
-23.00	0.010	0.000	0.015	0.000	0.009	0.000	-0.018	-0.001	-0.016	-0.001	-0.018	-0.001	-0.023	-0.001
-23.00	0.010	0.000	0.015	0.000	0.009	0.000	-0.018	-0.001	-0.016	-0.001	-0.018	-0.001	-0.023	-0.001
-23.63	0.009	0.000	0.013	0.000	0.008	0.000	-0.017	-0.001	-0.014	-0.001	-0.017	-0.001	-0.021	-0.001
-24.25	0.008	0.000	0.011	0.000	0.008	0.000	-0.015	-0.001	-0.013	-0.001	-0.015	-0.001	-0.019	-0.001
-24.88	0.007	0.000	0.010	0.000	0.007	0.000	-0.014	-0.001	-0.012	-0.001	-0.014	-0.001	-0.017	-0.001
-25.50	0.007	0.000	0.008	0.000	0.006	0.000	-0.013	-0.001	-0.011	-0.001	-0.013	-0.001	-0.016	-0.001
-25.50	0.007	0.000	0.008	0.000	0.006	0.000	-0.013	-0.001	-0.011	-0.001	-0.013	-0.001	-0.016	-0.001
-26.00	0.006	0.000	0.008	0.000	0.006	0.000	-0.012	-0.001	-0.011	-0.001	-0.012	-0.001	-0.015	-0.001
-26.50	0.006	0.000	0.007	0.000	0.006	0.000	-0.012	-0.001	-0.010	-0.001	-0.011	-0.001	-0.014	-0.001
-27.00	0.006	0.000	0.006	0.000	0.005	0.000	-0.011	-0.001	-0.010	-0.001	-0.011	-0.001	-0.013	-0.001
-27.50	0.005	0.000	0.006	0.000	0.005	0.000	-0.011	-0.001	-0.009	-0.001	-0.010	-0.001	-0.012	-0.001
-27.50	0.005	0.000	0.006	0.000	0.005	0.000	-0.011	-0.001	-0.009	-0.001	-0.010	-0.001	-0.012	-0.001
-27.90	0.005	0.000	0.006	0.000	0.005	0.000	-0.010	-0.001	-0.009	-0.001	-0.010	-0.001	-0.012	-0.001
-28.29	0.005	0.000	0.005	0.000	0.005	0.000	-0.010	-0.001	-0.009	-0.001	-0.009	-0.001	-0.011	-0.001
-28.69	0.005	0.000	0.005	0.000	0.005	0.000	-0.010	-0.001	-0.009	-0.001	-0.009	-0.001	-0.011	-0.001
-29.08	0.005	0.000	0.005	0.000	0.005	0.000	-0.010	-0.001	-0.008	-0.001	-0.009	-0.001	-0.010	-0.001
-29.08	0.005	0.000	0.005	0.000	0.005	0.000	-0.010	-0.001	-0.008	-0.001	-0.009	-0.001	-0.010	-0.001



Autorità Portuale di Taranto
 Interventi per il dragaggio di 2,3 M m³ di sedimenti in area Molo Polisettoriale e per la realizzazione di un primo lotto della cassa di colmanta funzionale all'ampliamento del V Sporgente del Porto di Taranto

Allegati alla relazione di calcolo strutturale allineamento "BC"

Data 05/2016
 Rev. B
 c.d.c.: C296A
 514B

-29.48	0.005	0.000	0.005	0.000	0.005	0.000	-0.009	-0.001	-0.008	-0.001	-0.008	-0.001	-0.010	-0.001
-29.88	0.005	0.000	0.005	0.000	0.004	0.000	-0.009	-0.001	-0.008	-0.001	-0.008	-0.001	-0.010	-0.001
-30.27	0.005	0.000	0.004	0.000	0.004	0.000	-0.009	-0.001	-0.008	-0.001	-0.008	-0.001	-0.009	-0.001
-30.67	0.004	0.000	0.004	0.000	0.004	0.000	-0.009	-0.001	-0.008	-0.001	-0.008	-0.001	-0.009	-0.001
-30.67	0.004	0.000	0.004	0.000	0.004	0.000	-0.009	-0.001	-0.008	-0.001	-0.008	-0.001	-0.009	-0.001
-31.06	0.004	0.000	0.004	0.000	0.004	0.000	-0.009	-0.001	-0.007	-0.001	-0.008	-0.001	-0.009	-0.001
-31.46	0.004	0.000	0.004	0.000	0.004	0.000	-0.008	-0.001	-0.007	-0.001	-0.008	-0.001	-0.009	-0.001
-31.85	0.004	0.000	0.004	0.000	0.004	0.000	-0.008	-0.001	-0.007	-0.001	-0.007	-0.001	-0.009	-0.001
-32.25	0.004	0.000	0.004	0.000	0.004	0.000	-0.008	-0.001	-0.007	-0.001	-0.007	-0.001	-0.008	-0.001
-32.25	0.004	0.000	0.004	0.000	0.004	0.000	-0.008	-0.001	-0.007	-0.001	-0.007	-0.001	-0.008	-0.001
-32.65	0.004	0.000	0.004	0.000	0.004	0.000	-0.008	-0.001	-0.007	-0.001	-0.007	-0.001	-0.008	-0.001
-33.04	0.004	0.000	0.004	0.000	0.004	0.000	-0.008	-0.001	-0.007	-0.001	-0.007	-0.001	-0.008	-0.001
-33.44	0.004	0.000	0.004	0.000	0.004	0.000	-0.008	-0.001	-0.007	-0.001	-0.007	-0.001	-0.008	-0.001
-33.83	0.004	0.000	0.004	0.000	0.004	0.000	-0.008	-0.001	-0.007	-0.001	-0.007	-0.001	-0.008	-0.001
-33.83	0.004	0.000	0.004	0.000	0.004	0.000	-0.008	-0.001	-0.007	-0.001	-0.007	-0.001	-0.008	-0.001
-34.23	0.004	0.000	0.004	0.000	0.004	0.000	-0.008	-0.001	-0.007	-0.001	-0.007	-0.001	-0.008	-0.001
-34.63	0.004	0.000	0.004	0.000	0.004	0.000	-0.007	-0.001	-0.006	-0.001	-0.007	-0.001	-0.008	-0.001
-35.02	0.004	0.000	0.004	0.000	0.004	0.000	-0.007	-0.001	-0.006	-0.001	-0.007	-0.001	-0.007	-0.001
-35.42	0.004	0.000	0.004	0.000	0.004	0.000	-0.007	-0.001	-0.006	-0.001	-0.006	-0.001	-0.007	-0.001
-35.42	0.004	0.000	0.004	0.000	0.004	0.000	-0.007	-0.001	-0.006	-0.001	-0.006	-0.001	-0.007	-0.001
-35.81	0.004	0.000	0.004	0.000	0.004	0.000	-0.007	-0.001	-0.006	-0.001	-0.006	-0.001	-0.007	-0.001
-36.21	0.004	0.000	0.004	0.000	0.004	0.000	-0.007	-0.001	-0.006	-0.001	-0.006	-0.001	-0.007	-0.001
-36.60	0.004	0.000	0.004	0.000	0.004	0.000	-0.007	-0.001	-0.006	-0.001	-0.006	-0.001	-0.007	-0.001
-37.00	0.004	0.000	0.004	0.000	0.004	0.000	-0.007	-0.001	-0.006	-0.001	-0.006	-0.001	-0.007	-0.001

**Autorità Portuale di Taranto**

Interventi per il dragaggio di 2,3 M m³ di sedimenti in area Molo Polisettoriale e per la realizzazione di un primo lotto della cassa di colmata funzionale all'ampliamento del V Sporgente del Porto di Taranto

Allegati alla relazione di calcolo strutturale allineamento "BC"

Data 05/2016
Rev. B
c.d.c.: C296A
514B

10		11		12		13		14		15	
Ux	Uy	Ux	Uy	Ux	Uy	Ux	Uy	Ux	Uy	Ux	Uy
[m]	[m]	[m]	[m]	[m]	[m]	[m]	[m]	[m]	[m]	[m]	[m]
0.000	0.000	0.000	0.000	0.000	0.000	0.000	0.000	0.000	0.000	0.000	0.000
0.000	0.000	0.000	0.000	0.000	0.000	0.000	0.000	0.000	0.000	0.000	0.000
0.000	0.000	0.000	0.000	0.000	0.000	0.000	0.000	0.000	0.000	0.000	0.000
0.000	0.000	0.000	0.000	0.000	0.000	0.000	0.000	0.000	0.000	0.000	0.000
0.000	0.000	0.000	0.000	0.000	0.000	0.000	0.000	0.000	0.000	0.000	0.000
-0.259	-0.004	-0.288	-0.003	-0.258	-0.003	-0.300	-0.003	-0.331	-0.004	-0.254	-0.003
-0.258	-0.004	-0.287	-0.003	-0.257	-0.003	-0.299	-0.003	-0.329	-0.004	-0.253	-0.003
-0.256	-0.004	-0.285	-0.003	-0.256	-0.003	-0.297	-0.003	-0.327	-0.004	-0.251	-0.003
-0.255	-0.004	-0.284	-0.003	-0.254	-0.003	-0.296	-0.003	-0.326	-0.004	-0.250	-0.003
-0.254	-0.004	-0.282	-0.003	-0.253	-0.003	-0.294	-0.003	-0.324	-0.004	-0.248	-0.003
-0.254	-0.004	-0.282	-0.003	-0.253	-0.003	-0.294	-0.003	-0.324	-0.004	-0.248	-0.003
-0.249	-0.004	-0.278	-0.003	-0.249	-0.003	-0.289	-0.003	-0.319	-0.004	-0.244	-0.003
-0.245	-0.004	-0.273	-0.003	-0.245	-0.003	-0.285	-0.003	-0.314	-0.004	-0.240	-0.003
-0.241	-0.004	-0.268	-0.003	-0.241	-0.003	-0.280	-0.003	-0.309	-0.004	-0.236	-0.003
-0.236	-0.004	-0.264	-0.003	-0.237	-0.003	-0.275	-0.003	-0.304	-0.004	-0.232	-0.003
-0.236	-0.004	-0.264	-0.003	-0.237	-0.003	-0.275	-0.003	-0.304	-0.004	-0.232	-0.003
-0.233	-0.004	-0.261	-0.003	-0.234	-0.003	-0.272	-0.003	-0.301	-0.004	-0.229	-0.003
-0.231	-0.004	-0.258	-0.003	-0.231	-0.003	-0.269	-0.003	-0.298	-0.004	-0.226	-0.003
-0.228	-0.004	-0.255	-0.003	-0.228	-0.003	-0.265	-0.003	-0.294	-0.004	-0.223	-0.003
-0.225	-0.004	-0.252	-0.003	-0.226	-0.003	-0.262	-0.003	-0.291	-0.004	-0.220	-0.003
-0.225	-0.004	-0.252	-0.003	-0.226	-0.003	-0.262	-0.003	-0.291	-0.004	-0.220	-0.003
-0.222	-0.004	-0.248	-0.003	-0.223	-0.003	-0.259	-0.003	-0.287	-0.004	-0.217	-0.003
-0.219	-0.004	-0.245	-0.003	-0.220	-0.003	-0.255	-0.003	-0.284	-0.004	-0.214	-0.003
-0.215	-0.004	-0.242	-0.003	-0.217	-0.003	-0.252	-0.003	-0.280	-0.004	-0.211	-0.003
-0.212	-0.004	-0.238	-0.003	-0.214	-0.003	-0.248	-0.003	-0.277	-0.004	-0.208	-0.003
-0.212	-0.004	-0.238	-0.003	-0.214	-0.003	-0.248	-0.003	-0.277	-0.004	-0.208	-0.003
-0.210	-0.004	-0.236	-0.003	-0.211	-0.003	-0.246	-0.003	-0.274	-0.004	-0.205	-0.003
-0.207	-0.004	-0.233	-0.003	-0.209	-0.003	-0.243	-0.003	-0.271	-0.004	-0.203	-0.003
-0.205	-0.004	-0.230	-0.003	-0.206	-0.003	-0.240	-0.003	-0.268	-0.004	-0.200	-0.003
-0.202	-0.004	-0.228	-0.003	-0.204	-0.003	-0.237	-0.003	-0.265	-0.004	-0.198	-0.003
-0.202	-0.004	-0.228	-0.003	-0.204	-0.003	-0.237	-0.003	-0.265	-0.004	-0.198	-0.003
-0.198	-0.004	-0.223	-0.003	-0.200	-0.003	-0.232	-0.003	-0.260	-0.004	-0.193	-0.003
-0.193	-0.004	-0.219	-0.003	-0.195	-0.003	-0.227	-0.003	-0.255	-0.004	-0.189	-0.003
-0.189	-0.004	-0.214	-0.003	-0.191	-0.003	-0.223	-0.003	-0.250	-0.004	-0.185	-0.003
-0.185	-0.004	-0.209	-0.003	-0.187	-0.003	-0.218	-0.003	-0.245	-0.004	-0.181	-0.003
-0.185	-0.004	-0.209	-0.003	-0.187	-0.003	-0.218	-0.003	-0.245	-0.004	-0.181	-0.003
-0.181	-0.004	-0.205	-0.003	-0.183	-0.003	-0.213	-0.003	-0.240	-0.004	-0.176	-0.003
-0.176	-0.004	-0.200	-0.003	-0.179	-0.003	-0.209	-0.003	-0.235	-0.004	-0.172	-0.003
-0.172	-0.004	-0.196	-0.003	-0.175	-0.003	-0.204	-0.003	-0.230	-0.004	-0.168	-0.003
-0.168	-0.004	-0.192	-0.003	-0.171	-0.003	-0.199	-0.003	-0.225	-0.004	-0.164	-0.003
-0.168	-0.004	-0.192	-0.003	-0.171	-0.003	-0.199	-0.003	-0.225	-0.004	-0.164	-0.003
-0.164	-0.004	-0.187	-0.003	-0.167	-0.003	-0.195	-0.003	-0.221	-0.004	-0.160	-0.003
-0.159	-0.004	-0.183	-0.003	-0.163	-0.003	-0.190	-0.003	-0.216	-0.004	-0.156	-0.003
-0.155	-0.004	-0.178	-0.003	-0.159	-0.003	-0.185	-0.003	-0.211	-0.004	-0.151	-0.003
-0.151	-0.004	-0.174	-0.003	-0.155	-0.003	-0.181	-0.003	-0.206	-0.004	-0.147	-0.003
-0.151	-0.004	-0.174	-0.003	-0.155	-0.003	-0.181	-0.003	-0.206	-0.004	-0.147	-0.003
-0.147	-0.004	-0.169	-0.003	-0.151	-0.003	-0.176	-0.003	-0.201	-0.004	-0.143	-0.003
-0.143	-0.004	-0.165	-0.003	-0.147	-0.003	-0.171	-0.003	-0.197	-0.004	-0.139	-0.003
-0.139	-0.004	-0.161	-0.003	-0.143	-0.003	-0.167	-0.003	-0.192	-0.004	-0.135	-0.003
-0.135	-0.004	-0.156	-0.003	-0.139	-0.003	-0.162	-0.003	-0.187	-0.004	-0.131	-0.003
-0.135	-0.004	-0.156	-0.003	-0.139	-0.003	-0.162	-0.003	-0.187	-0.004	-0.131	-0.003
-0.130	-0.004	-0.151	-0.003	-0.135	-0.003	-0.157	-0.003	-0.182	-0.004	-0.126	-0.003
-0.125	-0.004	-0.146	-0.003	-0.130	-0.003	-0.152	-0.003	-0.176	-0.004	-0.122	-0.003
-0.121	-0.004	-0.141	-0.003	-0.126	-0.003	-0.147	-0.003	-0.171	-0.004	-0.117	-0.003
-0.116	-0.004	-0.137	-0.003	-0.121	-0.003	-0.142	-0.003	-0.165	-0.004	-0.113	-0.003
-0.116	-0.004	-0.137	-0.003	-0.121	-0.003	-0.142	-0.003	-0.165	-0.004	-0.113	-0.003
-0.112	-0.004	-0.132	-0.003	-0.117	-0.003	-0.137	-0.003	-0.160	-0.004	-0.108	-0.003
-0.107	-0.004	-0.127	-0.003	-0.112	-0.003	-0.132	-0.003	-0.155	-0.004	-0.104	-0.003
-0.103	-0.004	-0.122	-0.003	-0.108	-0.003	-0.127	-0.003	-0.150	-0.004	-0.099	-0.003
-0.098	-0.004	-0.118	-0.003	-0.104	-0.003	-0.122	-0.003	-0.145	-0.004	-0.095	-0.003
-0.098	-0.004	-0.118	-0.003	-0.104	-0.003	-0.122	-0.003	-0.145	-0.004	-0.095	-0.003



Autorità Portuale di Taranto
 Interventi per il dragaggio di 2,3 M m³ di sedimenti in area Molo Polisettoriale e per la realizzazione di un primo lotto della cassa di colmata funzionale all'ampliamento del V Sporgente del Porto di Taranto

Allegati alla relazione di calcolo strutturale allineamento "BC"

Data 05/2016
 Rev. B
 c.d.c.: C296A
 514B



-0.094	-0.004	-0.113	-0.003	-0.100	-0.003	-0.117	-0.003	-0.140	-0.004	-0.091	-0.003
-0.090	-0.004	-0.109	-0.003	-0.096	-0.003	-0.112	-0.003	-0.135	-0.004	-0.087	-0.003
-0.086	-0.004	-0.104	-0.003	-0.092	-0.003	-0.108	-0.003	-0.130	-0.004	-0.083	-0.003
-0.082	-0.004	-0.100	-0.003	-0.088	-0.003	-0.103	-0.003	-0.125	-0.004	-0.079	-0.003
-0.082	-0.004	-0.100	-0.003	-0.088	-0.003	-0.103	-0.003	-0.125	-0.004	-0.079	-0.003
-0.078	-0.004	-0.096	-0.003	-0.084	-0.003	-0.099	-0.003	-0.120	-0.004	-0.075	-0.003
-0.074	-0.004	-0.092	-0.003	-0.080	-0.003	-0.094	-0.003	-0.116	-0.004	-0.071	-0.003
-0.070	-0.004	-0.088	-0.003	-0.077	-0.003	-0.090	-0.003	-0.111	-0.004	-0.067	-0.003
-0.066	-0.004	-0.084	-0.003	-0.073	-0.003	-0.086	-0.003	-0.107	-0.004	-0.064	-0.003
-0.066	-0.004	-0.084	-0.003	-0.073	-0.003	-0.086	-0.003	-0.107	-0.004	-0.064	-0.003
-0.063	-0.004	-0.080	-0.003	-0.069	-0.003	-0.082	-0.003	-0.102	-0.004	-0.060	-0.003
-0.059	-0.004	-0.076	-0.003	-0.066	-0.003	-0.078	-0.003	-0.098	-0.004	-0.057	-0.003
-0.056	-0.004	-0.072	-0.003	-0.063	-0.003	-0.074	-0.003	-0.094	-0.004	-0.053	-0.003
-0.053	-0.004	-0.069	-0.003	-0.060	-0.003	-0.070	-0.003	-0.090	-0.004	-0.050	-0.003
-0.053	-0.004	-0.069	-0.003	-0.060	-0.003	-0.070	-0.003	-0.090	-0.004	-0.050	-0.003
-0.050	-0.004	-0.065	-0.003	-0.056	-0.003	-0.067	-0.003	-0.086	-0.004	-0.047	-0.003
-0.047	-0.004	-0.062	-0.003	-0.053	-0.003	-0.063	-0.003	-0.082	-0.004	-0.044	-0.003
-0.044	-0.004	-0.059	-0.003	-0.051	-0.003	-0.060	-0.003	-0.079	-0.004	-0.041	-0.003
-0.041	-0.004	-0.056	-0.003	-0.048	-0.003	-0.057	-0.003	-0.075	-0.004	-0.038	-0.003
-0.041	-0.004	-0.056	-0.003	-0.048	-0.003	-0.057	-0.003	-0.075	-0.004	-0.038	-0.003
-0.038	-0.004	-0.053	-0.003	-0.045	-0.003	-0.053	-0.003	-0.072	-0.004	-0.035	-0.003
-0.035	-0.004	-0.050	-0.003	-0.042	-0.003	-0.050	-0.003	-0.068	-0.004	-0.033	-0.003
-0.033	-0.004	-0.047	-0.003	-0.040	-0.003	-0.047	-0.003	-0.065	-0.004	-0.030	-0.003
-0.031	-0.004	-0.044	-0.003	-0.038	-0.003	-0.045	-0.003	-0.062	-0.004	-0.028	-0.003
-0.031	-0.004	-0.044	-0.003	-0.038	-0.003	-0.045	-0.003	-0.062	-0.004	-0.028	-0.003
-0.028	-0.004	-0.042	-0.003	-0.035	-0.003	-0.042	-0.003	-0.059	-0.004	-0.026	-0.003
-0.026	-0.004	-0.039	-0.003	-0.033	-0.003	-0.039	-0.003	-0.056	-0.004	-0.024	-0.003
-0.024	-0.004	-0.037	-0.003	-0.031	-0.003	-0.037	-0.003	-0.053	-0.004	-0.022	-0.003
-0.022	-0.004	-0.035	-0.003	-0.029	-0.003	-0.035	-0.003	-0.051	-0.004	-0.020	-0.003
-0.022	-0.004	-0.035	-0.003	-0.029	-0.003	-0.035	-0.003	-0.051	-0.004	-0.020	-0.003
-0.020	-0.004	-0.032	-0.003	-0.027	-0.003	-0.032	-0.003	-0.047	-0.004	-0.017	-0.003
-0.018	-0.004	-0.030	-0.003	-0.025	-0.003	-0.029	-0.003	-0.044	-0.004	-0.015	-0.003
-0.016	-0.004	-0.027	-0.003	-0.023	-0.003	-0.026	-0.003	-0.041	-0.004	-0.013	-0.003
-0.014	-0.004	-0.025	-0.003	-0.021	-0.003	-0.024	-0.003	-0.038	-0.004	-0.011	-0.003
-0.014	-0.004	-0.025	-0.003	-0.021	-0.003	-0.024	-0.003	-0.038	-0.004	-0.011	-0.003
-0.013	-0.004	-0.023	-0.003	-0.019	-0.003	-0.022	-0.003	-0.036	-0.004	-0.010	-0.003
-0.011	-0.004	-0.022	-0.003	-0.018	-0.003	-0.021	-0.003	-0.034	-0.004	-0.009	-0.003
-0.010	-0.004	-0.021	-0.003	-0.017	-0.003	-0.019	-0.003	-0.033	-0.004	-0.008	-0.003
-0.009	-0.004	-0.019	-0.003	-0.016	-0.003	-0.018	-0.003	-0.031	-0.004	-0.007	-0.003
-0.009	-0.004	-0.019	-0.003	-0.016	-0.003	-0.018	-0.003	-0.031	-0.004	-0.007	-0.003
-0.009	-0.004	-0.019	-0.003	-0.016	-0.003	-0.017	-0.003	-0.030	-0.004	-0.006	-0.003
-0.008	-0.004	-0.018	-0.003	-0.015	-0.003	-0.016	-0.003	-0.028	-0.004	-0.006	-0.003
-0.008	-0.004	-0.017	-0.003	-0.014	-0.003	-0.015	-0.003	-0.027	-0.004	-0.005	-0.003
-0.007	-0.004	-0.016	-0.003	-0.014	-0.003	-0.014	-0.003	-0.027	-0.004	-0.005	-0.003
-0.007	-0.004	-0.016	-0.003	-0.014	-0.003	-0.014	-0.003	-0.027	-0.004	-0.005	-0.003
-0.007	-0.004	-0.016	-0.003	-0.013	-0.003	-0.014	-0.003	-0.026	-0.004	-0.004	-0.003
-0.007	-0.004	-0.015	-0.003	-0.013	-0.003	-0.013	-0.003	-0.025	-0.004	-0.004	-0.003
-0.006	-0.004	-0.015	-0.003	-0.012	-0.003	-0.013	-0.003	-0.024	-0.004	-0.004	-0.003
-0.006	-0.004	-0.014	-0.003	-0.012	-0.003	-0.012	-0.003	-0.024	-0.004	-0.003	-0.003
-0.006	-0.004	-0.014	-0.003	-0.012	-0.003	-0.012	-0.003	-0.024	-0.004	-0.003	-0.003
-0.006	-0.004	-0.014	-0.003	-0.012	-0.003	-0.012	-0.003	-0.023	-0.004	-0.003	-0.003
-0.005	-0.004	-0.014	-0.003	-0.011	-0.003	-0.012	-0.003	-0.022	-0.004	-0.003	-0.003
-0.005	-0.004	-0.013	-0.003	-0.011	-0.003	-0.011	-0.003	-0.022	-0.004	-0.003	-0.003
-0.005	-0.004	-0.013	-0.003	-0.011	-0.003	-0.011	-0.003	-0.021	-0.004	-0.002	-0.003
-0.005	-0.004	-0.013	-0.003	-0.011	-0.003	-0.011	-0.003	-0.021	-0.004	-0.002	-0.003
-0.005	-0.004	-0.013	-0.003	-0.010	-0.003	-0.011	-0.003	-0.021	-0.004	-0.002	-0.003
-0.005	-0.004	-0.012	-0.003	-0.010	-0.003	-0.010	-0.003	-0.021	-0.004	-0.002	-0.003
-0.005	-0.004	-0.012	-0.003	-0.010	-0.003	-0.010	-0.003	-0.020	-0.004	-0.002	-0.003
-0.005	-0.004	-0.012	-0.003	-0.010	-0.003	-0.010	-0.003	-0.020	-0.004	-0.002	-0.003
-0.004	-0.004	-0.012	-0.003	-0.010	-0.003	-0.010	-0.003	-0.020	-0.004	-0.002	-0.003
-0.004	-0.004	-0.012	-0.003	-0.009	-0.003	-0.010	-0.003	-0.019	-0.004	-0.001	-0.003
-0.004	-0.004	-0.011	-0.003	-0.009	-0.003	-0.009	-0.003	-0.019	-0.004	-0.001	-0.003
-0.004	-0.004	-0.011	-0.003	-0.009	-0.003	-0.009	-0.003	-0.019	-0.004	-0.001	-0.003
-0.004	-0.004	-0.011	-0.003	-0.009	-0.003	-0.009	-0.003	-0.019	-0.004	-0.001	-0.003
-0.004	-0.004	-0.011	-0.003	-0.009	-0.003	-0.009	-0.003	-0.018	-0.004	-0.001	-0.003
-0.004	-0.004	-0.011	-0.003	-0.009	-0.003	-0.009	-0.003	-0.018	-0.004	-0.001	-0.003
-0.004	-0.004	-0.010	-0.003	-0.008	-0.003	-0.009	-0.003	-0.018	-0.004	-0.001	-0.003
-0.004	-0.004	-0.010	-0.003	-0.008	-0.003	-0.008	-0.003	-0.017	-0.004	-0.001	-0.003



Autorità Portuale di Taranto
 Interventi per il dragaggio di 2,3 M³ di sedimenti in area Molo Polisettoriale e per la realizzazione di un primo lotto della cassa di colmata funzionale all'ampliamento del V Sporgente del Porto di Taranto

Allegati alla relazione di calcolo strutturale allineamento "BC"

Data 05/2016
 Rev. B
 c.d.c.: C296A
 514B

1.8.2 Riepilogo spinte

FASE	2		3		4		5		6		7	
Y [m]	Mare [kPa]	Vasca [kPa]	Mare [kPa]	Vasca [kPa]	Mare [kPa]	Vasca [kPa]	Mare [kPa]	Vasca [kPa]	Mare [kPa]	Vasca [kPa]	Mare [kPa]	Vasca [kPa]
3.50	0.00	0.00	0.00	0.00	0.00	0.00	0.00	0.00	0.00	0.00	0.00	0.00
3.13	0.00	0.00	0.00	0.00	0.00	0.00	0.00	0.00	0.00	0.00	0.00	0.00
2.75	0.00	0.00	0.00	0.00	0.00	0.00	0.00	0.00	0.00	0.00	0.00	0.00
2.38	0.00	0.00	0.00	0.00	0.00	0.00	0.00	0.00	0.00	0.00	0.00	0.00
2.00	0.00	0.00	-3.70	0.00	0.00	0.00	0.00	0.00	0.00	-3.70	0.00	0.00
2.00	0.00	0.00	-3.70	0.00	0.00	0.00	0.00	0.00	0.00	-3.70	0.00	0.00
1.88	0.00	0.00	-4.86	0.00	0.00	0.00	0.00	0.00	0.00	-4.86	0.00	0.00
1.75	0.00	0.00	-6.01	0.00	0.00	0.00	0.00	0.00	0.00	-6.01	0.00	0.00
1.63	0.00	0.00	-7.17	0.00	0.00	0.00	0.00	0.00	0.00	-7.17	0.00	0.00
1.50	0.00	0.00	-8.32	0.00	0.00	0.00	0.00	0.00	0.00	-8.32	0.00	0.00
1.50	0.00	0.00	-8.33	0.00	0.00	0.00	0.00	-6.98	-8.33	-17.44	0.00	-2.95
1.13	0.00	0.00	-11.79	0.00	0.00	0.00	0.00	-9.84	-11.79	-18.00	0.00	-5.63
0.75	0.00	0.00	-15.26	0.00	0.00	0.00	0.00	-11.93	-15.26	-17.78	0.00	-7.68
0.38	0.00	0.00	-18.73	0.00	0.00	0.00	0.00	-14.72	-18.73	-18.64	0.00	-10.41
0.00	0.00	0.00	-22.20	0.00	0.00	0.00	0.00	-17.28	-22.20	-19.95	0.00	-12.92
0.00	0.00	0.00	-22.20	0.00	0.00	0.00	0.00	-17.28	-22.20	-19.95	0.00	-12.92
-0.25	-2.50	0.00	-24.52	0.00	-2.50	-2.50	-2.50	-18.93	-24.52	-20.98	-2.50	-17.09
-0.50	-5.00	0.00	-26.85	0.00	-5.00	-5.00	-5.00	-20.59	-26.85	-22.14	-5.00	-21.26
-0.75	-7.50	0.00	-29.17	0.00	-7.50	-7.50	-7.50	-22.27	-29.17	-23.40	-7.50	-25.45
-1.00	-10.00	0.00	-31.50	0.00	-10.00	-10.00	-10.00	-23.97	-31.50	-24.75	-10.00	-29.65
-1.00	-10.00	0.00	-31.50	0.00	-10.00	-10.00	-10.00	-23.97	-31.50	-24.75	-10.00	-29.65
-1.28	-12.75	0.00	-34.06	0.00	-12.75	-12.75	-12.75	-25.87	-34.06	-26.31	-12.75	-34.30
-1.55	-15.50	0.00	-36.61	0.00	-15.50	-15.50	-15.50	-27.71	-36.61	-27.85	-15.50	-38.92
-1.83	-18.25	0.00	-39.17	0.00	-18.25	-18.25	-18.25	-29.54	-39.17	-29.43	-18.25	-43.52
-2.10	-21.00	0.00	-41.73	0.00	-21.00	-21.00	-21.00	-31.41	-41.73	-31.08	-21.00	-48.14
-2.10	-21.00	0.00	-41.73	0.00	-21.00	-21.00	-21.00	-31.41	-41.73	-31.08	-21.00	-48.14
-2.33	-23.25	0.00	-43.82	0.00	-23.25	-20.93	-23.25	-32.87	-43.82	-32.39	-23.25	-49.53
-2.55	-25.50	0.00	-45.91	0.00	-25.50	-20.87	-25.50	-34.48	-45.91	-33.85	-25.50	-51.05
-2.78	-27.75	0.00	-48.01	0.00	-27.75	-20.80	-27.75	-36.08	-48.01	-35.32	-27.75	-52.56
-3.00	-30.00	0.00	-50.10	0.00	-30.00	-20.73	-30.00	-37.58	-50.10	-36.70	-30.00	-53.98
-3.00	-30.00	0.00	-50.10	0.00	-30.00	-20.73	-30.00	-37.58	-50.10	-36.70	-30.00	-53.98
-3.38	-33.75	0.00	-53.59	0.00	-33.75	-20.62	-33.75	-40.10	-53.59	-39.05	-33.75	-56.44
-3.75	-37.50	-2.50	-57.07	-2.50	-37.50	-23.01	-37.50	-43.28	-57.07	-42.09	-37.50	-59.50
-4.13	-41.25	-6.25	-60.56	-6.25	-41.25	-26.64	-41.25	-48.39	-60.56	-47.10	-41.25	-64.55
-4.50	-45.00	-10.00	-64.05	-10.00	-45.00	-30.28	-45.00	-52.35	-64.05	-50.98	-45.00	-68.31
-4.50	-45.00	-10.00	-64.05	-10.00	-45.00	-30.28	-45.00	-52.35	-64.05	-50.98	-45.00	-68.31
-4.88	-48.75	-13.75	-67.54	-13.75	-48.75	-33.92	-48.75	-58.19	-67.54	-56.78	-48.75	-74.00
-5.25	-52.50	-17.50	-71.02	-17.50	-52.50	-37.56	-52.50	-61.97	-71.02	-60.54	-52.50	-77.46
-5.63	-56.25	-21.25	-74.51	-21.25	-56.25	-41.19	-56.25	-65.61	-74.51	-64.18	-56.25	-80.81
-6.00	-60.00	-25.00	-78.00	-25.00	-60.00	-44.83	-60.00	-69.67	-78.00	-68.29	-60.00	-84.53
-6.00	-60.00	-25.00	-78.00	-25.00	-60.00	-44.83	-60.00	-69.67	-78.00	-68.29	-60.00	-84.53
-6.38	-63.75	-28.75	-81.49	-28.75	-63.75	-48.47	-63.75	-74.61	-81.49	-73.33	-63.75	-89.28
-6.75	-67.50	-32.50	-84.97	-32.50	-67.50	-52.11	-67.50	-80.04	-84.97	-78.89	-67.50	-94.46
-7.13	-71.25	-36.25	-88.46	-36.25	-71.25	-55.74	-71.25	-86.13	-88.46	-85.20	-71.25	-100.08
-7.50	-75.00	-40.00	-91.95	-40.00	-75.00	-59.38	-75.00	-90.84	-91.95	-90.21	-75.00	-105.63
-7.50	-75.00	-40.00	-91.95	-40.00	-75.00	-59.38	-75.00	-90.84	-91.95	-90.21	-75.00	-105.63
-7.88	-78.75	-43.75	-95.44	-43.75	-78.75	-63.02	-78.75	-97.02	-95.44	-96.77	-78.75	-111.65



Autorità Portuale di Taranto
Interventi per il dragaggio di 2,3 M m³ di sedimenti in area Molo Polisettoriale e per la realizzazione di un primo lotto della cassa di colmata funzionale all'ampliamento del V Sporgente del Porto di Taranto

Allegati alla relazione di calcolo strutturale allineamento "BC"

Data 05/2016
Rev. B
c.d.c.: C296A
514B

-8.25	-82.50	-47.50	-98.92	-47.50	-82.50	-66.66	-82.50	-96.84	-98.92	-97.16	-82.50	-112.05
-8.63	-86.25	-51.25	-102.41	-51.25	-86.25	-70.29	-86.25	-94.55	-102.41	-95.63	-86.25	-110.81
-9.00	-90.00	-55.00	-105.90	-55.00	-90.00	-73.93	-90.00	-129.91	-105.90	-155.52	-90.00	-139.58
-9.00	-73.50	-71.17	-60.65	-86.73	-101.36	-36.90	-137.74	-222.43	-35.80	-268.49	-142.74	-203.08
-9.44	-62.43	-88.63	-49.35	-96.65	-107.88	-45.77	-142.50	-219.44	-60.51	-271.02	-146.12	-201.40
-9.88	-66.60	-103.99	-59.05	-108.67	-112.33	-58.84	-148.08	-225.07	-83.11	-264.57	-150.34	-208.11
-10.31	-73.26	-115.96	-68.20	-119.52	-112.24	-76.86	-160.45	-236.69	-102.36	-268.47	-162.59	-216.52
-10.75	-78.82	-131.94	-75.00	-133.54	-113.75	-96.10	-173.43	-242.64	-123.58	-269.37	-175.24	-222.34
-10.75	-77.74	-137.29	-76.93	-139.74	-110.49	-103.57	-178.78	-246.96	-131.63	-270.88	-180.60	-225.89
-11.19	-85.00	-146.96	-83.04	-153.44	-114.54	-116.22	-190.25	-252.88	-148.41	-273.31	-191.90	-231.55
-11.63	-92.11	-155.92	-87.58	-165.12	-119.63	-127.34	-201.09	-257.52	-162.47	-274.95	-201.71	-235.72
-12.06	-97.28	-166.33	-92.57	-176.84	-122.31	-139.46	-213.33	-265.93	-176.22	-281.90	-214.16	-242.80
-12.50	-102.49	-177.97	-97.32	-189.66	-125.16	-153.35	-226.58	-272.67	-191.23	-286.22	-226.63	-248.62
-12.50	-102.40	-178.85	-97.09	-190.64	-124.60	-154.83	-227.63	-272.81	-192.74	-285.74	-227.77	-248.61
-12.94	-109.20	-188.35	-102.66	-200.81	-129.11	-166.88	-238.80	-279.89	-206.38	-290.46	-239.17	-255.36
-13.38	-115.72	-197.55	-108.41	-210.59	-133.69	-178.11	-249.98	-286.59	-219.35	-295.10	-250.33	-261.95
-13.81	-121.81	-207.43	-114.61	-220.92	-137.85	-189.82	-260.40	-294.32	-231.66	-300.94	-261.37	-269.63
-14.25	-128.38	-217.25	-120.62	-231.49	-142.26	-201.90	-271.55	-301.59	-245.04	-305.98	-272.78	-277.09
-14.25	-128.49	-218.19	-120.59	-232.74	-141.57	-203.85	-272.97	-301.98	-247.48	-305.38	-274.24	-277.66
-14.69	-135.20	-228.16	-127.04	-242.50	-146.22	-216.07	-283.19	-309.59	-260.07	-310.74	-284.94	-285.63
-15.13	-141.95	-236.68	-133.39	-251.98	-151.26	-226.35	-292.82	-317.03	-271.63	-316.34	-294.88	-293.41
-15.56	-148.99	-244.39	-140.17	-260.88	-156.69	-235.83	-302.24	-324.48	-282.91	-321.97	-304.58	-301.16
-16.00	-156.17	-252.02	-146.99	-270.44	-162.06	-245.39	-312.15	-332.11	-294.92	-327.57	-314.81	-309.07
-16.00	-156.32	-252.20	-147.09	-271.00	-161.81	-245.99	-312.77	-332.33	-296.05	-327.32	-315.48	-309.40
-16.44	-162.88	-259.05	-154.19	-279.74	-166.65	-254.74	-322.02	-340.16	-307.51	-333.09	-324.83	-317.57
-16.88	-170.13	-265.86	-161.22	-288.40	-172.52	-263.01	-330.54	-348.22	-317.76	-339.54	-333.63	-325.75
-17.31	-177.79	-269.89	-168.55	-296.14	-178.94	-268.51	-339.24	-355.52	-328.03	-345.28	-342.31	-333.37
-17.75	-185.85	-273.84	-176.10	-304.41	-185.65	-273.98	-347.78	-363.50	-338.37	-351.55	-350.92	-341.65
-17.75	-186.93	-270.92	-176.44	-305.21	-186.13	-271.73	-348.70	-363.83	-340.15	-351.11	-351.77	-342.20
-18.19	-195.85	-270.68	-184.33	-313.44	-193.79	-272.79	-357.07	-370.96	-350.22	-356.64	-359.90	-349.87
-18.63	-204.20	-270.19	-192.23	-320.77	-201.12	-273.37	-364.73	-378.38	-359.24	-362.73	-367.46	-357.65
-19.06	-212.74	-268.38	-200.27	-325.71	-208.80	-272.53	-372.18	-384.35	-367.90	-367.57	-374.50	-364.29
-19.50	-221.53	-266.13	-208.66	-330.05	-216.67	-271.33	-379.87	-390.81	-376.94	-372.78	-381.82	-371.42
-19.50	-222.42	-263.86	-209.21	-329.11	-217.39	-269.25	-380.09	-390.72	-377.49	-372.43	-381.88	-371.53
-19.94	-231.67	-262.28	-217.97	-331.16	-225.78	-268.51	-386.37	-396.85	-385.08	-377.46	-388.88	-378.51
-20.38	-240.43	-261.96	-226.76	-332.01	-233.91	-268.80	-392.70	-402.84	-392.37	-382.63	-395.69	-385.19
-20.81	-248.75	-261.91	-234.62	-331.69	-241.69	-269.27	-396.71	-408.65	-397.30	-387.77	-400.18	-391.65
-21.25	-258.11	-260.42	-243.47	-331.51	-250.56	-268.32	-400.42	-414.52	-401.97	-392.97	-404.40	-398.18
-21.25	-261.11	-257.46	-244.38	-322.90	-253.30	-265.59	-399.46	-414.84	-401.61	-393.09	-404.54	-399.35
-21.69	-270.61	-256.39	-255.60	-322.98	-262.39	-264.90	-402.46	-419.53	-405.30	-397.18	-408.17	-404.76
-22.13	-278.72	-256.68	-266.64	-324.95	-270.26	-265.37	-404.06	-428.87	-407.40	-405.28	-409.40	-413.98
-22.56	-286.15	-255.74	-274.56	-323.78	-277.62	-264.44	-417.29	-408.17	-420.60	-386.34	-424.28	-393.38
-23.00	-289.11	-249.87	-271.77	-316.75	-281.28	-257.88	-447.69	-364.35	-449.39	-347.01	-466.75	-352.49
-23.00	-266.24	-464.46	-260.11	-504.71	-264.71	-466.30	-378.93	-423.03	-376.18	-419.76	-393.41	-406.99
-23.63	-277.76	-474.90	-270.72	-495.04	-276.88	-475.93	-349.08	-434.67	-347.61	-432.47	-356.04	-423.53
-24.25	-292.98	-488.59	-277.53	-503.88	-291.73	-489.96	-352.28	-470.64	-351.38	-467.79	-355.75	-463.77
-24.88	-302.82	-508.43	-287.66	-518.44	-301.72	-509.61	-353.80	-494.78	-352.80	-492.43	-355.37	-490.07
-25.50	-272.96	-512.80	-255.00	-523.71	-272.48	-514.24	-377.39	-378.53	-367.89	-379.52	-375.09	-367.94
-25.50	-514.90	-473.48	-404.44	-492.47	-510.71	-479.32	-667.71	-290.21	-654.21	-284.64	-660.21	-273.52
-26.00	-556.46	-458.61	-518.34	-471.17	-547.84	-467.74	-635.19	-400.86	-631.07	-386.69	-624.00	-393.97
-26.50	-593.36	-459.71	-593.61	-468.25	-582.82	-470.43	-640.81	-494.42	-642.26	-473.22	-628.87	-494.62
-27.00	-619.54	-473.64	-632.85	-452.50	-608.96	-484.54	-645.07	-552.23	-648.08	-528.38	-628.58	-556.35

**Autorità Portuale di Taranto**

Interventi per il dragaggio di 2,3 M m³ di sedimenti in area Molo Polisettoriale e per la realizzazione di un primo lotto della cassa di colmata funzionale all'ampliamento del V Sporgente del Porto di Taranto

Allegati alla relazione di calcolo strutturale allineamento "BC"

Data 05/2016
Rev. B
c.d.c.: C296A
514B

-27.50	-648.76	-487.79	-678.64	-445.04	-638.03	-498.99	-658.46	-620.06	-663.41	-593.82	-637.57	-628.07
-27.50	-649.60	-488.93	-680.72	-439.96	-639.15	-499.97	-658.03	-632.09	-662.78	-605.61	-635.40	-641.06
-27.90	-665.27	-507.06	-698.38	-449.19	-655.23	-517.67	-664.04	-667.29	-669.17	-640.62	-640.10	-676.88
-28.29	-680.01	-524.83	-713.28	-462.06	-670.38	-535.05	-678.50	-698.83	-683.67	-671.98	-653.69	-708.97
-28.69	-693.01	-543.69	-724.90	-478.96	-683.87	-553.44	-689.60	-725.99	-694.55	-699.42	-664.61	-736.17
-29.08	-705.14	-564.45	-735.15	-498.71	-696.64	-573.55	-697.14	-752.62	-701.76	-726.69	-672.20	-762.46
-29.08	-704.56	-566.46	-733.96	-500.91	-696.24	-575.37	-695.99	-754.67	-700.45	-728.99	-671.18	-764.28
-29.48	-716.20	-587.82	-743.77	-522.98	-708.53	-596.06	-707.56	-777.85	-711.45	-752.94	-683.19	-786.70
-29.88	-727.50	-608.09	-753.56	-544.39	-720.38	-615.77	-718.51	-798.68	-721.88	-774.44	-694.65	-806.82
-30.27	-737.95	-628.55	-762.98	-566.95	-731.37	-635.67	-726.83	-817.39	-729.49	-793.94	-703.61	-824.63
-30.67	-747.83	-650.36	-771.49	-591.56	-741.88	-656.81	-737.04	-836.24	-738.87	-813.75	-714.60	-842.38
-30.67	-745.77	-653.91	-768.47	-596.87	-740.15	-660.07	-736.39	-836.91	-737.69	-814.91	-714.39	-842.41
-31.06	-755.26	-675.69	-777.30	-622.15	-750.21	-681.26	-749.68	-854.50	-750.14	-833.42	-728.61	-858.83
-31.46	-765.34	-696.49	-786.96	-646.00	-760.76	-701.57	-763.73	-871.65	-763.52	-851.32	-743.51	-874.98
-31.85	-775.23	-717.49	-796.29	-670.26	-771.08	-722.13	-778.08	-888.34	-777.20	-868.75	-758.71	-890.67
-32.25	-784.40	-738.36	-804.66	-695.08	-780.75	-742.48	-792.47	-903.60	-790.82	-884.89	-774.15	-904.76
-32.25	-783.32	-740.43	-803.18	-698.98	-779.80	-744.33	-792.86	-902.81	-791.00	-884.50	-774.80	-903.41
-32.65	-792.41	-757.25	-811.55	-719.67	-789.34	-760.72	-807.77	-914.53	-805.20	-896.97	-790.69	-914.05
-33.04	-802.24	-773.49	-820.81	-739.18	-799.51	-776.60	-822.36	-926.64	-819.22	-909.69	-806.08	-925.27
-33.44	-812.01	-788.86	-829.82	-757.88	-809.58	-791.66	-836.79	-938.09	-833.14	-921.69	-821.27	-935.87
-33.83	-821.28	-804.83	-838.00	-777.93	-819.21	-807.28	-851.11	-949.69	-846.85	-933.89	-836.45	-946.46
-33.83	-819.28	-805.41	-835.11	-779.61	-817.36	-807.79	-851.65	-949.38	-847.13	-933.69	-837.43	-945.86
-34.23	-828.01	-821.25	-842.26	-799.48	-826.40	-823.32	-865.76	-962.12	-860.74	-946.93	-852.33	-957.66
-34.63	-837.97	-836.94	-850.85	-818.63	-836.59	-838.79	-879.31	-975.76	-873.90	-960.91	-866.53	-970.52
-35.02	-846.55	-851.77	-857.63	-835.86	-845.40	-853.41	-892.45	-988.75	-886.69	-974.22	-880.32	-982.80
-35.42	-854.36	-867.81	-863.23	-854.52	-853.47	-869.21	-905.87	-1004.44	-899.71	-990.13	-894.50	-997.51
-35.42	-853.29	-868.74	-861.57	-856.50	-852.45	-870.05	-906.11	-1006.42	-899.90	-992.00	-894.95	-998.88
-35.81	-857.72	-879.70	-863.53	-868.76	-857.14	-880.80	-917.43	-1018.99	-911.12	-1004.62	-907.26	-1010.44
-36.21	-864.31	-890.65	-867.80	-881.13	-863.97	-891.54	-932.61	-1033.13	-926.07	-1018.81	-923.15	-1023.63
-36.60	-860.07	-913.94	-859.58	-906.09	-860.15	-914.45	-935.99	-1067.40	-928.78	-1052.90	-927.40	-1056.36
-37.00	-842.96	-949.17	-836.88	-942.82	-843.70	-949.05	-908.76	-1131.14	-901.37	-1115.51	-902.23	-1116.78

**Autorità Portuale di Taranto**

Interventi per il dragaggio di 2,3 M m³ di sedimenti in area Molo Polisettoriale e per la realizzazione di un primo lotto della cassa di colmata funzionale all'ampliamento del V Sporgente del Porto di Taranto

Allegati alla relazione di calcolo strutturale allineamento "BC"

Data 05/2016
Rev. B
c.d.c.: C296A
514B



8		10		11		12		13		14		15	
Mare [kPa]	Vasca [kPa]	Mare [kPa]	Vasca [kPa]	Mare [kPa]	Vasca [kPa]	Mare [kPa]	Vasca [kPa]	Mare [kPa]	Vasca [kPa]	Mare [kPa]	Vasca [kPa]	Mare [kPa]	Vasca [kPa]
0.00	0.00	0.00	0.00	0.00	0.00	0.00	0.00	0.00	0.00	0.00	0.00	0.00	0.00
0.00	0.00	0.00	0.00	0.00	0.00	0.00	0.00	0.00	0.00	0.00	0.00	0.00	0.00
0.00	0.00	0.00	0.00	0.00	0.00	0.00	0.00	0.00	0.00	0.00	0.00	0.00	0.00
0.00	0.00	0.00	0.00	0.00	0.00	0.00	0.00	0.00	0.00	0.00	0.00	0.00	0.00
0.00	0.00	0.00	0.00	0.00	0.00	0.00	0.00	0.00	0.00	0.00	0.00	0.00	0.00
0.00	0.00	0.00	0.00	0.00	0.00	-20.28	0.00	0.00	0.00	0.00	0.00	0.00	0.00
0.00	0.00	0.00	0.00	0.00	0.00	-21.37	0.00	0.00	0.00	0.00	0.00	0.00	0.00
0.00	0.00	0.00	0.00	0.00	0.00	-22.46	0.00	0.00	0.00	0.00	0.00	0.00	0.00
0.00	0.00	0.00	0.00	0.00	0.00	-23.55	0.00	0.00	0.00	0.00	0.00	0.00	0.00
0.00	0.00	0.00	0.00	0.00	0.00	-24.65	0.00	0.00	0.00	0.00	0.00	0.00	0.00
0.00	-6.99	0.00	-6.92	0.00	-5.23	-24.65	-3.91	0.00	0.00	0.00	0.00	0.00	-0.41
0.00	-9.95	0.00	-10.97	0.00	-9.31	-27.92	-16.99	0.00	-2.69	0.00	-6.60	0.00	-3.24
0.00	-11.89	0.00	-13.16	0.00	-11.25	-31.20	-21.30	0.00	-4.40	0.00	-10.61	0.00	-4.38
0.00	-14.72	0.00	-16.72	0.00	-14.66	-34.48	-22.18	0.00	-8.08	0.00	-15.06	0.00	-7.36
0.00	-17.17	0.00	-17.89	0.00	-15.92	-37.76	-22.35	0.00	-9.75	0.00	-17.19	0.00	-8.51
0.00	-17.17	0.00	-17.89	0.00	-15.92	-37.76	-22.35	0.00	-9.75	0.00	-17.19	0.00	-8.51
-2.50	-20.30	-2.50	-22.07	-2.50	-20.25	-39.94	-26.14	-2.50	-16.73	-2.50	-21.93	-2.50	-12.49
-5.00	-23.30	-5.00	-25.83	-5.00	-24.19	-42.13	-29.69	-5.00	-23.32	-5.00	-26.23	-5.00	-16.19
-7.50	-26.26	-7.50	-28.04	-7.50	-26.61	-44.31	-31.80	-7.50	-28.35	-7.50	-28.95	-7.50	-18.56
-10.00	-29.18	-10.00	-30.53	-10.00	-29.31	-46.50	-34.24	-10.00	-33.65	-10.00	-31.91	-10.00	-21.41
-10.00	-29.18	-10.00	-30.53	-10.00	-29.31	-46.50	-34.24	-10.00	-33.65	-10.00	-31.91	-10.00	-21.41
-12.75	-32.48	-12.75	-34.86	-12.75	-33.88	-48.90	-38.56	-12.75	-41.08	-12.75	-36.72	-12.75	-25.71
-15.50	-35.78	-15.50	-38.18	-15.50	-37.46	-51.30	-41.92	-15.50	-47.50	-15.50	-40.50	-15.50	-29.19
-18.25	-39.08	-18.25	-41.23	-18.25	-40.78	-53.71	-45.05	-18.25	-53.64	-18.25	-43.97	-18.25	-32.54
-21.00	-42.41	-21.00	-39.66	-21.00	-39.49	-56.11	-43.59	-21.00	-55.17	-21.00	-42.80	-21.00	-31.34
-21.00	-42.41	-21.00	-39.66	-21.00	-39.49	-56.11	-43.59	-21.00	-55.17	-21.00	-42.80	-21.00	-31.34
-23.25	-45.11	-23.25	-49.82	-23.25	-49.85	-58.08	-53.84	-23.25	-67.83	-23.25	-53.25	-23.25	-41.61
-25.50	-47.83	-25.50	-47.11	-25.50	-47.35	-60.04	-51.24	-25.50	-67.63	-25.50	-50.82	-25.50	-39.14
-27.75	-50.57	-27.75	-55.15	-27.75	-55.61	-62.01	-59.40	-27.75	-78.18	-27.75	-59.12	-27.75	-47.43
-30.00	-53.31	-30.00	-47.17	-30.00	-47.85	-63.98	-51.56	-30.00	-72.71	-30.00	-51.40	-30.00	-39.75
-30.00	-53.31	-30.00	-47.17	-30.00	-47.85	-63.98	-51.56	-30.00	-72.71	-30.00	-51.40	-30.00	-39.75
-33.75	-58.04	-33.75	-62.47	-33.75	-63.50	-67.25	-67.08	-33.75	-88.52	-33.75	-67.06	-33.75	-55.48
-37.50	-62.09	-37.50	-60.50	-37.50	-61.88	-70.53	-65.37	-37.50	-87.07	-37.50	-65.45	-37.50	-54.00
-41.25	-66.79	-41.25	-82.54	-41.25	-84.28	-73.81	-87.69	-41.25	-109.61	-41.25	-87.79	-41.25	-76.58
-45.00	-70.83	-45.00	-56.48	-45.00	-58.58	-77.09	-61.94	-45.00	-84.09	-45.00	-62.04	-45.00	-51.08
-45.00	-70.83	-45.00	-56.48	-45.00	-58.58	-77.09	-61.94	-45.00	-84.09	-45.00	-62.04	-45.00	-51.08
-48.75	-76.63	-48.75	-74.70	-48.75	-77.12	-80.36	-80.44	-48.75	-102.76	-48.75	-80.45	-48.75	-69.85
-52.50	-79.97	-52.50	-80.03	-52.50	-82.76	-83.64	-86.07	-52.50	-108.56	-52.50	-85.94	-52.50	-75.77
-56.25	-83.31	-56.25	-86.09	-56.25	-89.13	-86.92	-92.45	-56.25	-115.06	-56.25	-92.11	-56.25	-82.45
-60.00	-86.92	-60.00	-87.99	-60.00	-91.34	-90.20	-94.68	-60.00	-117.40	-60.00	-94.07	-60.00	-85.01
-60.00	-86.92	-60.00	-87.99	-60.00	-91.34	-90.20	-94.68	-60.00	-117.40	-60.00	-94.07	-60.00	-85.01
-63.75	-91.50	-63.75	-95.27	-63.75	-98.88	-93.47	-102.28	-63.75	-125.08	-63.75	-101.33	-63.75	-92.96
-67.50	-96.41	-67.50	-97.82	-67.50	-101.69	-96.75	-105.17	-67.50	-128.03	-67.50	-103.83	-67.50	-96.22
-71.25	-102.01	-71.25	-104.93	-71.25	-109.02	-100.03	-112.61	-71.25	-135.52	-71.25	-110.79	-71.25	-104.07
-75.00	-107.48	-75.00	-94.20	-75.00	-98.46	-103.31	-102.22	-75.00	-125.13	-75.00	-99.79	-75.00	-94.11
-75.00	-107.48	-75.00	-94.20	-75.00	-98.46	-103.31	-102.22	-75.00	-125.13	-75.00	-99.79	-75.00	-94.11
-78.75	-113.62	-78.75	-123.50	-78.75	-127.83	-106.58	-131.75	-78.75	-154.79	-78.75	-128.75	-78.75	-124.19
-82.50	-115.51	-82.50	-112.14	-82.50	-116.45	-109.86	-120.60	-82.50	-143.70	-82.50	-116.83	-82.50	-113.64
-86.25	-116.78	-86.25	-123.54	-86.25	-127.26	-113.14	-131.49	-86.25	-155.27	-86.25	-127.03	-86.25	-125.64
-90.00	-129.79	-90.00	-123.92	-90.00	-138.62	-116.42	-169.21	-90.00	-156.84	-90.00	-131.59	-90.00	-142.41
-145.88	-184.24	-108.30	-114.46	-145.66	-143.16	-71.62	-198.17	-148.44	-119.37	-148.59	-129.43	-99.02	-149.18



Autorità Portuale di Taranto
 Interventi per il dragaggio di 2,3 M m³ di sedimenti in area Molo Polisettoriale e per la realizzazione di un primo lotto della cassa di colmata funzionale all'ampliamento del V Sporgente del Porto di Taranto

Allegati alla relazione di calcolo strutturale allineamento "BC"

Data 05/2016
 Rev. B
 c.d.c.: C296A
 514B



-149.26	-179.98	-119.48	-122.22	-139.33	-153.80	-91.80	-204.91	-149.18	-129.85	-149.27	-142.96	-108.90	-153.74
-153.18	-186.73	-129.03	-129.86	-168.38	-163.43	-124.73	-208.78	-163.81	-138.51	-160.35	-154.23	-143.78	-160.01
-164.81	-196.36	-136.03	-138.40	-170.85	-173.98	-129.17	-216.59	-172.73	-147.62	-170.48	-165.92	-148.24	-168.47
-176.91	-204.30	-146.08	-144.67	-178.79	-182.45	-139.28	-221.55	-183.55	-154.94	-181.27	-174.76	-158.68	-174.47
-182.46	-208.32	-140.52	-144.67	-174.35	-182.73	-133.69	-220.78	-180.74	-155.71	-178.57	-176.67	-153.45	-174.23
-193.21	-216.55	-150.41	-149.50	-184.75	-188.62	-144.61	-223.36	-191.71	-161.85	-189.19	-184.45	-164.73	-178.51
-202.51	-222.54	-156.51	-156.67	-192.05	-197.42	-152.72	-230.24	-198.89	-169.90	-195.97	-194.84	-172.87	-185.95
-215.38	-228.48	-165.93	-161.96	-203.74	-203.63	-164.02	-234.28	-210.77	-176.22	-207.19	-202.90	-184.63	-191.20
-227.98	-234.07	-175.29	-167.26	-215.45	-209.86	-175.67	-238.31	-222.75	-182.74	-218.26	-211.18	-196.53	-196.49
-229.14	-233.86	-174.16	-167.45	-214.71	-209.62	-174.94	-237.39	-222.05	-183.23	-217.54	-211.37	-195.84	-196.23
-240.70	-239.34	-183.97	-171.57	-225.82	-215.75	-186.21	-241.71	-233.12	-189.35	-228.28	-220.03	-207.22	-201.07
-252.06	-244.79	-193.50	-180.19	-236.50	-226.15	-196.93	-250.71	-243.76	-198.94	-238.37	-232.48	-218.03	-210.26
-263.34	-250.90	-202.49	-184.54	-246.54	-230.82	-207.20	-253.54	-253.78	-205.28	-247.50	-239.67	-228.24	-214.49
-274.95	-256.72	-212.10	-186.61	-257.34	-232.17	-218.30	-252.43	-264.48	-208.59	-257.25	-243.16	-239.23	-215.79
-276.45	-256.58	-210.60	-186.78	-256.35	-233.00	-217.52	-252.73	-263.39	-209.74	-255.98	-245.23	-238.33	-216.28
-287.44	-262.87	-220.01	-195.26	-266.89	-243.09	-228.53	-261.71	-273.92	-219.86	-265.79	-258.02	-249.10	-225.68
-297.70	-269.20	-228.78	-201.38	-276.61	-249.92	-238.59	-267.22	-283.62	-227.46	-274.67	-266.98	-258.93	-232.11
-307.70	-275.93	-237.25	-207.79	-285.78	-257.12	-248.19	-273.23	-292.77	-235.49	-282.85	-276.23	-268.23	-238.91
-318.29	-282.88	-246.05	-214.32	-295.40	-264.55	-258.32	-279.26	-302.39	-243.79	-291.22	-285.86	-277.98	-245.93
-319.01	-283.03	-245.33	-214.18	-294.87	-264.71	-257.95	-279.10	-301.84	-244.14	-290.49	-286.49	-277.51	-245.97
-328.71	-290.46	-253.72	-220.61	-303.93	-272.34	-267.68	-285.32	-310.91	-252.81	-298.62	-296.06	-286.75	-253.20
-337.97	-297.94	-262.03	-227.08	-312.73	-279.62	-276.98	-291.51	-319.76	-260.81	-306.46	-305.02	-295.65	-260.19
-347.00	-305.42	-269.81	-233.50	-320.77	-286.75	-285.62	-297.57	-327.91	-268.71	-313.54	-313.44	-303.81	-267.09
-356.11	-313.40	-277.91	-240.65	-329.18	-294.84	-294.75	-304.46	-336.42	-277.51	-320.84	-323.12	-312.35	-274.92
-357.11	-313.96	-276.89	-240.17	-328.36	-295.07	-294.26	-304.11	-335.62	-278.03	-319.48	-324.22	-311.63	-274.95
-365.64	-321.88	-284.86	-246.70	-336.49	-302.69	-303.14	-310.52	-343.88	-286.59	-326.82	-333.53	-319.87	-282.39
-373.78	-329.73	-292.57	-253.48	-344.24	-310.30	-311.52	-317.16	-351.78	-294.88	-333.81	-342.55	-327.69	-289.79
-381.38	-336.90	-299.34	-259.40	-351.06	-316.69	-319.01	-322.61	-358.70	-302.03	-340.02	-349.73	-334.55	-296.16
-389.30	-344.47	-306.54	-265.82	-358.35	-323.91	-327.08	-328.77	-366.09	-309.97	-346.40	-357.72	-341.89	-303.37
-389.56	-344.75	-306.28	-265.55	-358.15	-323.90	-327.08	-328.48	-365.85	-310.04	-345.84	-357.89	-341.74	-303.28
-396.95	-352.42	-312.92	-271.88	-365.19	-331.13	-334.97	-334.64	-373.25	-317.74	-352.39	-365.63	-348.81	-310.48
-404.49	-359.65	-319.90	-277.92	-372.52	-337.58	-342.95	-340.25	-380.75	-324.67	-359.36	-372.47	-356.10	-316.97
-411.45	-366.61	-325.82	-283.80	-379.57	-344.03	-350.60	-345.98	-387.61	-331.08	-366.05	-378.44	-363.00	-323.62
-417.87	-373.61	-332.22	-291.35	-387.23	-352.22	-359.19	-353.38	-395.01	-339.41	-373.40	-386.69	-370.67	-331.90
-419.89	-376.46	-330.20	-288.50	-386.83	-348.06	-359.23	-348.39	-394.68	-335.47	-372.77	-381.51	-370.48	-327.42
-428.71	-382.26	-339.74	-292.26	-397.60	-352.22	-370.62	-352.05	-405.57	-339.92	-383.66	-386.00	-380.74	-332.41
-430.51	-389.32	-339.03	-309.53	-396.42	-373.94	-371.10	-373.83	-404.27	-360.40	-383.15	-408.87	-380.09	-353.69
-453.39	-368.52	-357.09	-287.02	-420.03	-342.42	-394.20	-342.59	-429.78	-329.31	-413.22	-372.10	-402.52	-326.10
-541.25	-337.83	-427.44	-255.19	-513.22	-290.87	-485.54	-290.71	-532.05	-269.22	-556.22	-319.83	-494.26	-277.53
-445.94	-395.43	-488.18	-362.11	-536.92	-372.98	-519.36	-376.30	-549.26	-357.56	-583.32	-345.23	-523.09	-372.20
-385.32	-416.09	-417.38	-364.08	-440.41	-367.70	-430.88	-371.15	-446.65	-352.34	-467.83	-337.33	-431.77	-368.35
-377.27	-466.30	-403.33	-434.79	-425.10	-437.33	-414.94	-440.44	-430.38	-423.50	-448.50	-408.13	-415.22	-438.40
-370.50	-499.11	-389.86	-468.13	-409.00	-469.50	-399.46	-472.58	-412.49	-460.29	-426.34	-451.94	-398.25	-472.00
-385.88	-354.65	-378.23	-350.78	-402.34	-340.93	-360.81	-355.23	-402.90	-327.40	-401.66	-340.54	-346.94	-363.96
-673.86	-209.03	-618.31	-496.91	-654.45	-486.51	-579.71	-507.58	-652.71	-465.56	-634.18	-501.14	-554.36	-524.68
-631.52	-301.04	-583.25	-413.63	-612.82	-413.78	-553.92	-422.14	-606.87	-378.58	-575.49	-382.94	-528.28	-436.10
-635.24	-428.24	-603.14	-455.38	-639.49	-461.18	-595.90	-461.57	-630.90	-425.15	-603.66	-359.86	-573.31	-476.02
-635.52	-514.28	-614.42	-510.07	-653.65	-524.67	-624.51	-513.26	-642.91	-498.35	-623.14	-401.55	-601.74	-529.84
-646.41	-599.11	-643.88	-565.20	-680.86	-592.87	-671.07	-564.16	-667.29	-573.33	-650.92	-476.44	-646.35	-584.38
-645.34	-615.57	-644.98	-548.53	-681.47	-585.16	-681.28	-545.76	-664.89	-576.74	-651.07	-497.86	-655.35	-567.70



Autorità Portuale di Taranto
Interventi per il dragaggio di 2,3 M³ di sedimenti in area Molo Polisettoriale e per la realizzazione di un primo lotto della cassa di colmanta funzionale all'ampliamento del V Sporgente del Porto di Taranto

Allegati alla relazione di calcolo strutturale allineamento "BC"

Data 05/2016
Rev. B
c.d.c.: C296A
514B

-649.29	-658.90	-644.79	-593.56	-680.70	-645.93	-693.83	-592.62	-656.76	-648.41	-660.43	-590.62	-667.24	-616.20
-664.27	-696.88	-658.22	-629.92	-692.18	-690.55	-712.78	-627.91	-661.42	-700.13	-672.29	-655.67	-686.32	-652.63
-675.49	-728.72	-671.20	-656.33	-705.06	-720.45	-729.52	-652.81	-668.45	-735.51	-682.85	-704.99	-704.25	-677.26
-683.18	-759.04	-684.03	-683.39	-718.78	-742.05	-746.46	-669.88	-677.34	-766.52	-693.72	-752.05	-722.76	-693.80
-682.13	-761.41	-685.12	-681.00	-719.45	-741.52	-747.22	-668.97	-677.28	-760.11	-694.63	-754.27	-724.00	-692.63
-694.04	-786.43	-696.17	-703.84	-731.72	-768.33	-760.21	-694.33	-687.01	-785.16	-704.44	-795.02	-739.05	-716.79
-706.29	-808.26	-710.33	-726.43	-746.45	-793.75	-774.87	-719.19	-700.48	-811.12	-716.73	-829.30	-755.54	-740.33
-711.22	-826.99	-716.00	-744.27	-758.78	-813.59	-785.98	-739.87	-712.62	-830.19	-729.92	-856.03	-768.52	-759.44
-719.17	-845.46	-724.00	-762.28	-772.06	-833.53	-797.43	-761.16	-725.96	-848.98	-742.09	-881.28	-782.05	-778.94
-716.47	-845.10	-726.75	-762.66	-777.59	-833.89	-801.66	-762.99	-731.84	-847.55	-746.37	-880.50	-787.37	-779.96
-726.75	-861.47	-734.91	-778.71	-791.22	-851.60	-812.77	-783.07	-746.26	-863.52	-758.97	-897.00	-800.40	-798.14
-739.69	-877.41	-745.00	-795.28	-804.34	-869.59	-823.53	-803.22	-760.24	-879.98	-769.96	-913.62	-812.77	-816.66
-754.30	-892.53	-757.93	-810.12	-819.29	-885.42	-836.02	-821.59	-776.27	-894.05	-784.36	-926.18	-826.73	-833.45
-769.22	-905.74	-770.59	-823.65	-833.76	-899.84	-847.51	-839.13	-792.21	-906.23	-798.96	-933.44	-839.96	-849.19
-769.83	-903.83	-769.99	-825.58	-833.23	-901.78	-846.22	-842.62	-792.11	-906.84	-798.60	-932.37	-839.13	-851.84
-785.92	-913.48	-783.35	-837.28	-846.58	-914.15	-856.62	-858.07	-806.94	-917.01	-811.08	-941.95	-851.14	-865.57
-801.63	-923.82	-796.63	-849.82	-860.28	-927.25	-867.89	-873.77	-821.93	-928.29	-823.58	-954.01	-863.72	-879.84
-817.44	-933.51	-810.25	-861.56	-873.53	-939.36	-878.84	-888.44	-836.51	-938.59	-835.78	-964.15	-875.88	-893.16
-833.34	-943.00	-824.23	-873.40	-887.19	-951.57	-889.89	-903.66	-851.76	-948.62	-848.69	-973.81	-888.38	-906.77
-834.72	-942.12	-822.85	-874.30	-884.76	-952.47	-886.30	-905.33	-850.15	-948.89	-846.00	-973.53	-885.64	-907.93
-850.60	-953.05	-836.89	-886.26	-897.35	-965.13	-896.58	-920.72	-864.21	-959.54	-857.77	-984.65	-897.38	-921.65
-865.56	-965.24	-850.57	-898.59	-910.12	-978.11	-907.51	-935.91	-878.25	-970.97	-869.96	-996.97	-909.51	-935.45
-879.67	-976.88	-862.97	-911.59	-921.55	-991.62	-917.26	-951.49	-890.88	-982.99	-879.65	-1009.49	-920.50	-949.80
-894.29	-991.15	-876.00	-926.85	-933.15	-1008.37	-926.97	-970.67	-903.84	-998.00	-889.30	-1026.78	-931.90	-967.02
-894.79	-992.23	-875.50	-925.78	-931.98	-1007.88	-925.44	-971.37	-903.03	-996.50	-888.39	-1026.21	-931.02	-966.17
-906.70	-1004.07	-886.39	-940.38	-937.44	-1025.47	-929.03	-991.03	-909.74	-1012.52	-888.48	-1047.00	-937.06	-982.94
-922.48	-1018.46	-901.71	-946.02	-946.33	-1034.88	-936.24	-1002.66	-919.35	-1020.90	-895.97	-1062.86	-946.40	-991.85
-924.44	-1054.94	-901.08	-975.46	-932.12	-1077.08	-920.86	-1046.41	-906.19	-1061.93	-864.08	-1122.20	-934.13	-1030.60
-895.90	-1123.43	-873.71	-1031.88	-880.49	-1160.74	-868.14	-1133.24	-856.20	-1143.54	-785.50	-1246.51	-888.86	-1107.38



Autorità Portuale di Taranto

Interventi per il dragaggio di 2,3 M m³ di sedimenti in area Molo Polisettoriale e per la realizzazione di un primo lotto della cassa di colmata funzionale all'ampliamento del V Sporgente del Porto di Taranto

Allegati alla relazione di calcolo strutturale allineamento "BC"

Data 05/2016
Rev. B
c.d.c.: C296A
514B

1.8.3 Riepilogo sollecitazioni

FASE	2	2	2	3	3	3	4	4	4	5	5
Y	N	Q	M	N	Q	M	N	Q	M	N	Q
[m]	[kN/m]	[kN/m]	[kNm/m]	[kN/m]	[kN/m]	[kNm/m]	[kN/m]	[kN/m]	[kNm/m]	[kN/m]	[kN/m]
3.50	0.00	0.00	0.00	0.00	0.00	0.00	0.00	0.00	0.00	0.00	0.00
3.13	0.00	0.00	0.00	0.00	0.00	0.00	0.00	0.00	0.00	0.00	0.00
2.75	0.00	0.00	0.00	0.00	0.00	0.00	0.00	0.00	0.00	0.00	0.00
2.38	0.00	0.00	0.00	0.00	0.00	0.00	0.00	0.00	0.00	0.00	0.00
2.00	0.00	0.00	0.00	0.00	0.00	0.00	0.00	0.00	0.00	0.00	0.00
2.00	0.00	0.00	0.00	0.00	0.00	0.00	0.00	0.00	0.00	0.00	0.00
1.88	0.00	0.00	0.00	0.00	-0.53	-0.03	0.00	0.00	0.00	0.00	0.00
1.75	0.00	0.00	0.00	0.00	-1.21	-0.14	0.00	0.00	0.00	0.00	0.00
1.63	0.00	0.00	0.00	0.00	-2.03	-0.34	0.00	0.00	0.00	0.00	0.00
1.50	0.00	0.00	0.00	0.00	-3.00	-0.65	0.00	0.00	0.00	0.01	-0.06
1.50	0.00	0.00	0.00	0.00	-3.00	-0.65	0.00	0.00	0.00	0.00	0.00
1.13	0.00	0.00	0.00	0.00	-6.76	-2.44	0.00	0.00	0.00	-0.51	3.19
0.75	0.00	0.00	0.00	0.00	-11.83	-5.89	0.00	0.00	0.00	-1.16	7.30
0.38	0.00	0.00	0.00	0.00	-18.20	-11.48	0.00	0.00	0.00	-1.96	12.32
0.00	0.00	0.00	0.00	0.00	-25.88	-19.70	0.00	0.00	0.00	-2.91	18.32
0.00	0.00	0.00	0.00	0.00	-25.87	-19.70	0.00	0.00	0.00	-2.91	18.32
-0.25	0.00	-0.31	-0.03	0.00	-31.71	-26.89	0.00	0.00	0.00	-3.63	22.53
-0.50	0.00	-1.25	-0.21	0.00	-38.14	-35.61	0.00	0.00	0.00	-4.41	26.53
-0.75	0.00	-2.81	-0.70	0.00	-45.14	-46.01	0.00	0.00	0.00	-5.26	30.33
-1.00	0.00	-5.00	-1.67	0.00	-52.72	-58.23	0.00	0.00	0.00	-6.17	33.92
-1.00	0.00	-5.00	-1.67	0.00	-52.73	-58.23	0.00	0.00	0.00	-6.17	33.92
-1.28	0.00	-8.13	-3.45	0.00	-61.74	-73.95	0.00	0.00	0.00	-7.25	37.65
-1.55	0.00	-12.01	-6.21	0.00	-71.47	-92.25	0.00	-0.01	0.00	-8.42	41.13
-1.83	0.00	-16.65	-10.13	0.00	-81.90	-113.33	0.00	-0.03	-0.01	-9.66	44.36
-2.10	0.00	-22.05	-15.44	0.00	-93.04	-137.36	0.00	-0.06	-0.02	-10.98	47.34
-2.10	0.00	-22.05	-15.44	0.00	-93.04	-137.36	0.00	-0.06	-0.02	-10.99	47.36
-2.33	0.00	-27.03	-20.95	0.00	-102.68	-159.37	0.00	-0.34	-0.05	-12.13	49.59
-2.55	0.00	-32.51	-27.64	0.00	-112.78	-183.60	0.00	-1.15	-0.21	-13.32	51.69
-2.78	0.00	-38.50	-35.62	0.00	-123.36	-210.16	0.00	-2.48	-0.61	-14.58	53.63
-3.00	0.00	-45.00	-45.00	0.00	-134.39	-239.15	0.00	-4.33	-1.37	-15.89	55.43
-3.00	0.00	-44.66	-45.00	0.00	-134.06	-239.15	0.00	-3.99	-1.37	-15.86	55.58
-3.38	0.00	-57.16	-64.07	0.00	-154.04	-293.14	0.00	-8.79	-3.75	-18.21	57.94
-3.75	0.00	-70.01	-87.92	0.00	-174.28	-354.72	0.00	-13.97	-8.01	-20.62	60.28
-4.13	0.00	-83.09	-116.62	0.00	-194.66	-423.90	0.00	-19.42	-14.26	-23.08	62.78
-4.50	0.00	-96.30	-150.25	0.00	-215.05	-500.71	0.00	-25.05	-22.60	-25.61	65.57
-4.50	0.00	-96.25	-150.25	0.00	-215.01	-500.71	0.00	-25.00	-22.60	-25.56	65.27
-4.88	0.00	-109.37	-188.79	0.00	-235.22	-585.11	0.00	-30.58	-33.01	-28.20	68.81
-5.25	0.00	-122.50	-232.28	0.00	-255.35	-677.12	0.00	-36.20	-45.53	-30.84	72.36
-5.63	0.00	-135.63	-280.69	0.00	-275.38	-776.65	0.00	-41.86	-60.17	-33.48	75.88
-6.00	0.00	-148.75	-334.00	0.00	-295.29	-883.63	0.00	-47.55	-76.93	-36.11	79.38
-6.00	0.00	-148.75	-334.00	0.00	-295.30	-883.63	0.00	-47.56	-76.93	-36.13	79.50
-6.38	0.00	-161.87	-392.23	0.00	-315.12	-998.06	0.00	-53.29	-95.83	-38.80	83.22
-6.75	0.00	-175.00	-455.41	0.00	-334.85	-1119.96	0.00	-59.07	-116.91	-41.57	87.63
-7.13	0.00	-188.13	-523.51	0.00	-354.48	-1249.24	0.00	-64.89	-140.15	-44.47	92.80
-7.50	0.00	-201.25	-596.50	0.00	-374.00	-1385.81	0.00	-70.75	-165.58	-47.50	98.77
-7.50	0.00	-201.25	-596.50	0.00	-374.01	-1385.81	0.00	-70.75	-165.58	-47.35	97.81
-7.88	0.00	-214.37	-674.41	0.00	-393.44	-1529.67	0.00	-76.65	-193.21	-50.65	105.54



Autorità Portuale di Taranto
Interventi per il dragaggio di 2,3 M³ di sedimenti in area Molo Polisettoriale e per la realizzazione di un primo lotto della cassa di colmanta funzionale all'ampliamento del V Sporgente del Porto di Taranto

Allegati alla relazione di calcolo strutturale allineamento "BC"

Data 05/2016
Rev. B
c.d.c.: C296A
514B

-8.25	0.00	-227.50	-757.28	0.00	-412.77	-1680.87	0.00	-82.58	-223.07	-53.68	111.58
-8.63	0.00	-240.63	-845.08	0.00	-432.01	-1839.31	0.00	-88.56	-255.17	-56.43	115.75
-9.00	0.00	-253.75	-937.75	0.00	-451.14	-2004.87	0.00	-94.58	-289.50	-58.84	117.87
-9.00	0.33	-254.32	-937.75	0.35	-451.54	-2004.87	0.17	-93.48	-289.50	-59.19	121.88
-9.44	0.34	-257.16	-1049.74	1.54	-446.25	-2201.25	0.73	-119.51	-336.13	-57.20	126.39
-9.88	0.74	-257.00	-1162.31	2.93	-440.03	-2395.20	1.31	-143.07	-393.73	-55.16	130.73
-10.31	1.40	-254.40	-1274.31	4.50	-432.97	-2586.24	1.91	-163.22	-460.85	-53.04	134.83
-10.75	2.22	-249.93	-1384.66	6.22	-425.11	-2773.93	2.52	-179.00	-535.88	-50.83	138.60
-10.75	2.24	-249.63	-1384.66	6.26	-424.70	-2773.93	2.54	-178.66	-535.88	-50.73	137.94
-11.19	3.16	-241.86	-1492.17	7.79	-414.11	-2957.46	3.27	-188.30	-616.20	-48.94	140.37
-11.63	4.23	-233.13	-1596.15	9.64	-401.24	-3135.94	4.11	-195.75	-700.33	-46.91	141.05
-12.06	5.52	-223.10	-1696.01	11.79	-386.14	-3308.30	5.11	-200.70	-787.16	-44.69	140.19
-12.50	7.10	-211.46	-1791.12	14.23	-368.87	-3473.50	6.31	-202.80	-875.52	-42.33	138.02
-12.50	7.07	-211.36	-1791.12	14.21	-368.88	-3473.50	6.30	-202.74	-875.52	-42.30	137.83
-12.94	8.53	-198.58	-1880.80	16.54	-350.03	-3630.77	7.48	-202.52	-964.22	-39.93	134.06
-13.38	10.05	-185.00	-1964.77	19.02	-329.92	-3779.58	8.73	-200.35	-1052.44	-37.38	128.99
-13.81	11.66	-170.50	-2042.58	21.65	-308.56	-3919.33	10.07	-196.15	-1139.27	-34.69	122.79
-14.25	13.38	-155.00	-2113.80	24.44	-285.96	-4049.40	11.51	-189.84	-1223.77	-31.88	115.65
-14.25	13.22	-155.23	-2113.80	24.43	-285.99	-4049.40	11.36	-190.09	-1223.77	-31.90	115.68
-14.69	14.88	-139.15	-2178.21	27.10	-262.40	-4169.37	12.83	-182.08	-1305.22	-29.12	107.54
-15.13	16.14	-122.60	-2235.49	29.89	-237.91	-4278.86	13.91	-172.62	-1382.87	-26.25	98.72
-15.56	16.99	-105.70	-2285.46	32.76	-212.65	-4377.48	14.58	-161.82	-1456.10	-23.30	89.25
-16.00	17.40	-88.57	-2327.95	35.70	-186.72	-4464.84	14.83	-149.82	-1524.29	-20.28	79.17
-16.00	17.50	-88.66	-2327.95	35.70	-186.72	-4464.84	14.93	-149.94	-1524.29	-20.29	79.23
-16.44	17.45	-71.24	-2362.92	38.57	-160.27	-4540.75	14.73	-136.76	-1587.03	-17.30	68.61
-16.88	17.21	-54.01	-2390.30	41.48	-133.44	-4605.01	14.35	-122.94	-1643.85	-14.29	57.82
-17.31	16.85	-37.29	-2410.27	44.40	-106.34	-4657.49	13.87	-108.82	-1694.58	-11.27	46.76
-17.75	16.42	-21.38	-2423.06	47.29	-79.13	-4698.05	13.35	-94.72	-1739.08	-8.20	35.35
-17.75	16.43	-21.47	-2423.06	47.11	-79.20	-4698.05	13.35	-94.86	-1739.08	-8.26	35.56
-18.19	16.31	-6.63	-2429.12	50.16	-51.98	-4726.74	13.08	-81.13	-1777.52	-5.32	24.11
-18.63	16.12	5.83	-2429.20	52.58	-24.99	-4743.56	12.75	-69.18	-1810.33	-2.40	12.58
-19.06	15.85	15.77	-2424.39	54.32	1.50	-4748.69	12.37	-59.16	-1838.34	0.51	0.87
-19.50	15.51	23.04	-2415.80	55.32	27.23	-4742.36	11.97	-51.27	-1862.41	3.45	-11.14
-19.50	15.52	23.05	-2415.80	55.33	27.03	-4742.36	11.97	-51.31	-1862.41	3.40	-11.11
-19.94	15.35	27.77	-2404.59	55.89	51.96	-4725.02	11.71	-45.50	-1883.51	5.94	-23.15
-20.38	15.16	30.16	-2391.84	55.72	74.87	-4697.19	11.44	-41.67	-1902.51	8.03	-35.24
-20.81	14.94	30.28	-2378.53	54.92	95.71	-4659.80	11.16	-39.76	-1920.26	9.65	-47.19
-21.25	14.70	28.20	-2365.66	53.56	114.46	-4613.75	10.88	-39.73	-1937.57	10.82	-58.77
-21.25	14.72	28.22	-2365.66	53.72	114.39	-4613.75	10.89	-39.77	-1937.57	10.62	-58.59
-21.69	14.67	23.45	-2354.28	53.32	130.74	-4560.07	10.76	-42.15	-1955.42	11.93	-70.55
-22.13	14.67	16.54	-2345.45	52.80	145.01	-4499.66	10.69	-46.51	-1974.74	12.25	-81.89
-22.56	14.72	7.44	-2340.13	52.15	157.19	-4433.46	10.68	-52.94	-1996.43	12.23	-96.58
-23.00	14.69	-2.52	-2339.27	49.98	172.10	-4362.42	10.54	-60.22	-2021.38	18.17	-128.95
-23.00	14.81	-3.89	-2339.27	51.36	167.27	-4362.42	10.73	-61.52	-2021.38	12.48	-118.61
-23.63	15.19	119.79	-2302.62	53.07	311.32	-4211.48	11.19	63.19	-2020.46	4.43	-84.58
-24.25	15.37	243.26	-2189.31	54.49	452.33	-3972.88	11.50	188.02	-1942.11	-4.62	-21.46
-24.88	15.19	369.39	-1997.92	54.36	595.36	-3645.51	11.43	315.61	-1784.80	-9.61	58.97
-25.50	14.87	505.31	-1726.69	56.20	751.50	-3228.23	11.25	452.47	-1546.72	-13.00	120.04
-25.50	14.61	499.65	-1726.69	52.80	740.64	-3228.23	10.95	447.31	-1546.72	-11.15	155.28
-26.00	12.62	486.93	-1478.08	52.81	760.05	-2849.23	9.09	436.96	-1323.87	-13.80	12.58
-26.50	10.61	456.64	-1241.82	48.92	742.49	-2472.60	7.21	410.63	-1111.63	-16.56	-65.58
-27.00	8.89	417.04	-1022.88	44.77	701.38	-2110.49	5.64	375.72	-914.57	-20.79	-118.14
-27.50	7.52	371.84	-825.82	40.83	642.75	-1774.64	4.44	335.45	-736.90	-25.24	-154.36

**Autorità Portuale di Taranto**

Interventi per il dragaggio di 2,3 M m³ di sedimenti in area Molo Polisettoriale e per la realizzazione di un primo lotto della cassa di colmata funzionale all'ampliamento del V Sporgente del Porto di Taranto

Allegati alla relazione di calcolo strutturale allineamento "BC"

Data 05/2016
Rev. B
c.d.c.: C296A
514B

-27.50	7.49	370.73	-825.82	40.61	639.26	-1774.64	4.41	334.46	-736.90	-26.03	-148.82
-27.90	6.73	335.25	-685.92	38.17	590.34	-1530.61	3.77	302.70	-610.64	-27.77	-172.91
-28.29	6.15	299.28	-560.35	35.79	537.40	-1307.39	3.31	270.40	-497.21	-30.15	-186.62
-28.69	5.78	264.20	-448.82	33.68	484.62	-1105.05	3.06	238.80	-396.43	-32.36	-195.56
-29.08	5.59	230.48	-351.02	31.84	433.02	-923.60	2.99	208.33	-308.03	-34.33	-199.89
-29.08	5.61	230.29	-351.02	31.85	432.65	-923.60	3.00	208.15	-308.03	-34.39	-199.82
-29.48	5.53	198.39	-266.23	30.22	383.44	-762.13	3.04	179.25	-231.40	-35.78	-200.74
-29.88	5.59	168.44	-193.69	28.84	336.54	-619.70	3.22	152.04	-165.88	-36.87	-198.85
-30.27	5.77	140.72	-132.55	27.71	292.48	-495.26	3.51	126.82	-110.74	-37.58	-194.17
-30.67	6.04	115.41	-81.96	26.77	251.48	-387.75	3.90	103.76	-65.20	-37.87	-187.09
-30.67	6.06	115.36	-81.96	26.80	251.43	-387.75	3.92	103.69	-65.20	-37.89	-186.66
-31.06	6.36	92.51	-40.91	25.97	213.62	-295.82	4.33	82.85	-28.36	-37.51	-178.41
-31.46	6.71	72.25	-8.38	25.28	179.10	-218.19	4.80	64.36	0.70	-36.79	-168.75
-31.85	7.10	54.66	16.66	24.67	148.01	-153.54	5.30	48.34	22.93	-35.71	-158.16
-32.25	7.47	39.67	35.26	24.08	120.29	-100.55	5.79	34.71	39.30	-34.31	-146.87
-32.25	7.51	39.81	35.26	24.13	120.42	-100.55	5.82	34.84	39.30	-34.28	-146.74
-32.65	7.75	26.63	48.33	23.43	95.33	-57.96	6.18	22.83	50.64	-32.54	-135.83
-33.04	7.88	15.11	56.54	22.61	72.70	-24.78	6.43	12.32	57.56	-30.60	-125.33
-33.44	7.86	5.05	60.48	21.62	52.39	-0.09	6.53	3.11	60.57	-28.48	-115.41
-33.83	7.66	-3.68	60.72	20.42	34.33	17.00	6.46	-4.89	60.19	-26.20	-106.00
-33.83	7.68	-3.62	60.72	20.45	34.36	17.00	6.48	-4.84	60.19	-26.19	-106.14
-34.23	7.29	-10.96	57.78	19.00	18.77	27.43	6.22	-11.59	56.89	-23.74	-97.20
-34.63	6.74	-16.83	52.23	17.32	5.74	32.20	5.80	-16.99	51.18	-21.11	-88.48
-35.02	6.03	-21.25	44.65	15.38	-4.77	32.31	5.22	-21.04	43.61	-18.32	-79.87
-35.42	5.18	-23.70	35.61	13.17	-12.23	28.76	4.51	-23.26	34.71	-15.34	-70.62
-35.42	5.15	-24.16	35.61	13.18	-12.76	28.76	4.48	-23.70	34.71	-15.37	-71.39
-35.81	4.05	-25.15	25.96	10.58	-18.07	22.75	3.53	-24.53	25.27	-12.31	-62.01
-36.21	2.85	-24.94	15.87	7.72	-21.33	14.74	2.47	-24.26	15.45	-8.92	-53.08
-36.60	1.64	-21.05	6.69	4.64	-19.84	6.49	1.41	-20.49	6.52	-5.24	-41.07
-37.00	0.46	-11.49	0.00	1.39	-11.42	0.00	0.40	-11.22	0.00	-1.31	-23.23

**Autorità Portuale di Taranto**

Interventi per il dragaggio di 2,3 M m³ di sedimenti in area Molo Polisettoriale e per la realizzazione di un primo lotto della cassa di colmata funzionale all'ampliamento del V Sporgente del Porto di Taranto

Allegati alla relazione di calcolo strutturale allineamento "BC"

Data 05/2016
Rev. B
c.d.c.: C296A
514B

5	6	6	6	7	7	7	8	8	8	10	10	10	11
M	N	Q	M	N	Q	M	N	Q	M	N	Q	M	N
[kNm/m]	[kN/m]	[kN/m]	[kNm/m]	[kN/m]	[kN/m]	[kNm/m]	[kN/m]	[kN/m]	[kNm/m]	[kN/m]	[kN/m]	[kNm/m]	[kN/m]
0.00	0.00	0.00	0.00	0.00	0.00	0.00	0.00	0.00	0.00	0.00	0.00	0.00	0.00
0.00	0.00	0.00	0.00	0.00	0.00	0.00	0.00	0.00	0.00	0.00	0.00	0.00	0.00
0.00	0.00	0.00	0.00	0.00	0.00	0.00	0.00	0.00	0.00	0.00	0.00	0.00	0.00
0.00	0.00	0.00	0.00	0.00	0.00	0.00	0.00	0.00	0.00	0.00	0.00	0.00	0.00
0.00	0.00	0.00	0.00	0.00	0.00	0.00	0.00	0.00	0.00	0.00	0.00	0.00	0.00
0.00	0.00	-0.53	-0.03	0.00	0.00	0.00	0.00	0.00	0.00	0.00	0.00	0.00	0.49
0.00	0.00	-1.21	-0.14	0.00	0.00	0.00	0.00	0.00	0.00	0.00	0.00	0.00	0.79
0.00	0.00	-2.03	-0.34	0.00	0.00	0.00	0.00	0.00	0.00	0.00	0.00	0.00	0.78
0.00	-0.02	-3.05	-0.65	0.01	-0.05	0.00	0.01	-0.08	0.00	0.02	-0.14	0.00	0.51
0.00	0.00	-3.00	-0.65	0.00	0.00	0.00	0.00	0.00	0.00	0.00	0.00	0.00	0.48
0.56	1.04	-0.09	-1.20	-0.26	1.63	0.27	-0.52	3.22	0.56	-0.52	3.36	0.58	0.18
2.50	2.10	1.59	-0.89	-0.65	4.16	1.33	-1.18	7.35	2.52	-1.19	7.79	2.64	-0.22
6.15	3.15	2.09	-0.16	-1.19	7.57	3.50	-1.99	12.37	6.19	-2.01	13.21	6.54	-0.68
11.86	4.13	1.60	0.54	-1.89	11.94	7.13	-2.94	18.34	11.92	-2.97	19.53	12.68	-1.20
11.86	4.20	1.49	0.54	-1.89	11.94	7.13	-2.94	18.36	11.92	-2.99	19.72	12.68	-1.19
16.97	4.61	0.85	0.86	-2.43	15.38	10.53	-3.64	22.73	17.05	-3.69	24.21	18.14	-1.82
23.11	5.00	-0.18	0.95	-3.04	19.24	14.85	-4.36	27.24	23.29	-4.44	29.07	24.80	-2.54
30.22	5.30	-1.48	0.75	-3.72	23.51	20.19	-5.10	31.87	30.68	-5.20	34.04	32.69	-3.32
38.26	5.49	-3.06	0.18	-4.46	28.21	26.65	-5.85	36.62	39.24	-5.97	39.07	41.83	-4.18
38.26	5.50	-3.06	0.18	-4.46	28.21	26.65	-5.85	36.62	39.24	-5.96	38.98	41.83	-4.17
48.10	5.60	-5.05	-0.92	-5.36	33.87	35.17	-6.70	41.96	50.04	-6.82	44.72	53.33	-4.90
58.94	5.60	-7.33	-2.62	-6.33	40.05	45.32	-7.58	47.47	62.34	-7.72	50.64	66.44	-5.67
70.71	5.48	-9.88	-4.98	-7.39	46.73	57.25	-8.48	53.12	76.17	-8.65	56.72	81.20	-6.47
83.32	5.26	-12.71	-8.08	-8.53	53.90	71.07	-9.40	58.92	91.57	-9.60	62.93	97.65	-7.31
83.32	5.26	-12.70	-8.08	-8.54	53.92	71.07	-9.40	58.93	91.57	-9.60	62.39	97.65	-7.31
94.23	5.00	-15.21	-11.22	-9.53	59.89	83.87	-10.18	63.79	105.37	-10.38	67.91	112.31	-8.80
105.63	4.66	-17.87	-14.94	-10.58	65.70	98.01	-10.97	68.76	120.28	-11.18	73.26	128.19	-10.40
117.48	4.25	-20.66	-19.27	-11.68	71.34	113.43	-11.78	73.85	136.33	-11.99	78.70	145.29	-12.18
129.75	3.77	-23.58	-24.24	-12.84	76.81	130.10	-12.60	79.03	153.52	-12.80	84.46	163.63	-14.24
129.75	3.80	-23.43	-24.24	-12.81	76.95	130.10	-12.59	78.98	153.52	-12.82	83.55	163.63	-13.88
151.04	2.80	-28.93	-34.06	-14.91	85.40	160.54	-14.02	87.98	184.81	-14.23	93.11	196.78	-15.79
173.20	1.70	-34.40	-45.94	-17.07	93.82	194.14	-15.49	97.18	219.53	-15.71	103.08	233.49	-17.71
196.28	0.50	-39.66	-59.83	-19.29	102.34	230.93	-16.99	106.60	257.74	-17.33	114.69	274.31	-19.64
220.32	-0.81	-44.55	-75.64	-21.58	111.15	270.94	-18.53	116.31	299.52	-19.19	129.17	319.90	-21.55
220.32	-0.75	-44.85	-75.64	-21.52	110.81	270.94	-18.48	115.98	299.52	-18.84	125.24	319.90	-21.56
245.46	-2.20	-48.92	-93.22	-23.92	120.30	314.26	-20.16	126.50	344.97	-20.51	135.22	368.71	-23.48
271.93	-3.68	-52.91	-112.32	-26.30	129.68	361.15	-21.82	136.89	394.38	-22.18	145.53	421.35	-25.51
299.73	-5.19	-56.82	-132.90	-28.67	138.93	411.53	-23.45	147.11	447.64	-23.84	156.15	477.92	-27.65
328.84	-6.73	-60.66	-154.93	-31.02	148.04	465.33	-25.06	157.18	504.69	-25.46	167.06	538.50	-29.92
328.84	-6.75	-60.52	-154.93	-31.04	148.15	465.33	-25.07	157.28	504.69	-25.48	166.71	538.50	-29.40
359.32	-8.36	-64.01	-178.29	-33.41	157.39	522.59	-26.69	167.42	565.54	-27.11	177.74	603.07	-32.05
391.34	-10.12	-66.66	-202.83	-35.89	167.22	583.45	-28.39	178.07	630.32	-28.85	189.13	671.85	-34.36
425.15	-12.02	-68.38	-228.19	-38.47	177.68	648.11	-30.17	189.29	699.20	-30.71	201.09	745.02	-36.46
461.04	-14.09	-69.13	-254.00	-41.15	188.78	716.78	-32.05	201.12	772.36	-32.71	213.87	822.77	-38.51
461.04	-13.94	-70.05	-254.00	-41.04	188.08	716.78	-31.97	200.62	772.36	-32.20	209.95	822.77	-38.21
499.20	-16.31	-68.83	-279.99	-44.04	201.13	789.78	-34.10	214.08	850.12	-34.60	226.57	904.73	-38.38



Autorità Portuale di Taranto
 Interventi per il dragaggio di 2,3 M m³ di sedimenti in area Molo Polisettoriale e per la realizzazione di un primo lotto della cassa di colmata funzionale all'ampliamento del V Sporgente del Porto di Taranto

Allegati alla relazione di calcolo strutturale allineamento "BC"

Data 05/2016
 Rev. B
 c.d.c.: C296A
 514B

539.99	-18.47	-68.99	-305.79	-46.83	212.77	867.46	-36.12	226.78	932.83	-36.69	240.57	992.34	-39.25
582.67	-20.37	-70.66	-331.93	-49.37	222.84	949.20	-38.00	238.68	1020.15	-38.63	253.38	1085.05	-40.72
626.53	-21.98	-74.02	-359.00	-51.65	231.21	1034.37	-39.75	249.70	1111.72	-40.56	266.42	1182.43	-42.70
626.53	-20.59	-67.94	-359.00	-51.93	234.38	1034.37	-39.79	251.24	1111.72	-40.37	266.68	1182.43	-42.65
680.84	-19.79	-22.85	-378.52	-49.53	233.13	1136.58	-37.08	251.50	1221.63	-44.76	268.02	1299.40	-44.92
737.11	-19.05	14.43	-380.15	-47.26	232.32	1238.44	-34.56	252.53	1331.91	-49.71	268.95	1416.89	-47.24
795.22	-18.28	45.18	-366.84	-44.98	231.35	1339.88	-32.14	253.87	1442.69	-55.11	269.80	1534.78	-49.50
855.03	-17.37	70.68	-341.36	-42.56	229.61	1440.74	-29.72	255.07	1554.02	-60.89	270.90	1653.01	-51.55
855.03	-17.35	70.60	-341.36	-42.55	229.25	1440.74	-29.72	254.69	1554.02	-60.84	270.93	1653.01	-51.66
915.97	-16.36	91.67	-305.73	-40.54	226.10	1540.39	-27.48	255.02	1665.52	-67.02	270.71	1771.45	-53.31
977.60	-15.21	109.36	-261.65	-38.35	221.33	1638.34	-25.17	254.26	1777.01	-73.21	270.33	1889.87	-54.90
1039.19	-13.89	124.19	-210.43	-35.99	214.96	1733.87	-22.73	252.07	1887.84	-79.34	269.27	2007.95	-56.30
1100.07	-12.39	136.69	-153.31	-33.46	207.02	1826.21	-20.07	248.10	1997.31	-85.33	267.05	2125.30	-57.40
1100.07	-12.38	136.53	-153.31	-33.44	206.92	1826.21	-20.06	248.00	1997.31	-85.38	267.29	2125.30	-57.22
1159.59	-10.76	146.32	-91.36	-30.92	197.31	1914.67	-17.44	242.16	2104.57	-91.13	262.37	2241.15	-58.16
1217.18	-8.96	153.74	-25.63	-28.21	186.34	1998.65	-14.60	234.56	2208.93	-96.85	256.58	2354.75	-58.82
1272.32	-7.00	158.96	42.87	-25.35	174.14	2077.57	-11.56	225.27	2309.61	-102.41	249.58	2465.54	-59.23
1324.49	-4.89	162.15	113.17	-22.36	160.84	2150.86	-8.34	214.38	2405.81	-107.71	241.01	2572.90	-59.38
1324.49	-4.90	162.16	113.17	-22.40	160.96	2150.86	-8.37	214.48	2405.81	-107.54	240.23	2572.90	-59.37
1373.33	-2.71	163.17	184.38	-19.44	146.72	2218.18	-5.26	202.20	2496.99	-112.67	229.94	2675.77	-59.33
1418.48	-0.39	162.44	255.69	-16.39	131.80	2279.14	-2.01	188.74	2582.56	-117.52	218.55	2773.94	-58.98
1459.64	2.04	160.00	326.30	-13.24	116.21	2333.43	1.38	174.17	2662.01	-122.06	206.14	2866.90	-58.33
1496.49	4.58	155.89	395.44	-10.01	99.99	2380.74	4.89	158.57	2734.81	-126.32	192.76	2954.17	-57.37
1496.49	4.56	155.98	395.44	-10.03	100.03	2380.74	4.88	158.62	2734.81	-126.27	192.79	2954.17	-57.41
1528.83	7.16	150.30	462.46	-6.81	83.31	2420.84	8.36	142.27	2800.64	-130.39	178.67	3035.44	-56.19
1556.50	9.80	143.49	526.79	-3.56	66.37	2453.60	11.90	125.38	2859.21	-134.03	163.80	3110.39	-54.63
1579.39	12.50	135.49	587.87	-0.29	49.17	2478.89	15.50	107.98	2910.30	-137.19	148.23	3178.69	-52.72
1597.37	15.27	126.25	645.16	3.01	31.70	2496.58	19.15	90.12	2953.64	-139.87	132.02	3240.00	-50.42
1597.37	15.22	126.48	645.16	2.96	31.89	2496.58	19.11	90.27	2953.64	-139.86	132.16	3240.00	-50.40
1610.42	17.95	116.33	698.29	6.18	14.47	2506.72	22.69	72.31	2989.20	-142.16	115.67	3294.22	-47.70
1618.45	20.69	105.35	746.83	9.38	-2.89	2509.26	26.29	54.24	3016.89	-143.79	98.77	3341.15	-44.53
1621.40	23.45	93.47	790.36	12.58	-20.25	2504.19	29.90	36.06	3036.65	-144.72	81.48	3380.61	-40.90
1619.17	26.25	80.60	828.47	15.77	-37.65	2491.53	33.53	17.77	3048.42	-144.94	63.82	3412.40	-36.82
1619.17	26.21	80.66	828.47	15.65	-37.64	2491.53	33.52	17.75	3048.42	-144.88	63.78	3412.40	-37.29
1611.69	28.67	67.16	860.83	18.92	-54.84	2471.31	37.12	-0.43	3052.22	-144.32	45.97	3436.42	-32.74
1598.90	30.70	53.09	887.14	21.79	-71.96	2443.55	40.71	-18.63	3048.04	-142.83	27.84	3452.57	-28.48
1580.86	32.28	38.70	907.25	24.21	-88.78	2408.38	44.28	-36.82	3035.91	-140.43	9.50	3460.76	-22.91
1557.67	33.44	24.21	921.00	26.12	-105.09	2365.95	47.82	-54.95	3015.84	-137.11	-8.96	3460.87	-13.75
1557.67	33.29	24.38	921.00	25.94	-104.94	2365.95	47.42	-54.72	3015.84	-137.39	-8.23	3460.87	-14.38
1529.25	34.46	9.25	928.21	27.91	-121.68	2316.21	51.67	-73.34	2987.66	-132.69	-28.26	3452.66	-5.00
1496.12	34.78	-5.66	929.22	28.83	-137.78	2259.68	54.85	-91.99	2951.78	-127.45	-47.64	3436.37	-4.08
1457.09	34.75	-23.98	922.76	29.35	-157.41	2195.12	57.63	-115.34	2906.47	-120.89	-71.97	3410.24	-8.30
1410.44	39.75	-58.83	907.12	35.76	-197.29	2120.73	66.39	-166.71	2849.38	-112.82	-123.69	3371.73	-11.92
1410.44	34.87	-49.36	907.12	30.10	-184.71	2120.73	60.68	-148.06	2849.38	-112.21	-106.82	3371.73	-14.99
1342.68	27.07	-14.74	883.11	22.22	-166.22	2005.86	54.23	-163.58	2744.32	-103.89	-163.19	3279.70	11.54
1308.69	18.70	47.66	892.56	13.18	-112.22	1917.81	45.57	-127.28	2651.92	-100.07	-160.65	3176.65	30.26
1319.45	14.03	127.17	946.27	8.02	-37.21	1869.93	39.83	-60.42	2591.55	-99.67	-120.08	3086.77	42.83
1385.65	10.35	189.76	1054.79	4.68	20.14	1875.18	36.26	-2.03	2582.12	-99.23	-67.38	3033.49	48.60
1385.65	12.47	222.61	1054.79	6.12	56.86	1875.18	36.43	34.43	2582.12	-100.97	-45.47	3033.49	47.80
1417.42	8.34	85.39	1122.39	4.45	-89.86	1856.27	48.90	-141.19	2544.48	-77.05	-159.56	2976.30	49.92
1403.20	4.67	6.41	1144.48	1.47	-167.72	1790.77	51.58	-240.04	2447.74	-63.43	-237.84	2876.16	47.30



Autorità Portuale di Taranto
Interventi per il dragaggio di 2,3 M³ di sedimenti in area Molo Polisettoriale e per la realizzazione di un primo lotto della cassa di colmata funzionale all'ampliamento del V Sporgente del Porto di Taranto

Allegati alla relazione di calcolo strutturale allineamento "BC"

Data 05/2016
Rev. B
c.d.c.: C296A
514B



1288.61	-5.36	-91.67	1097.75	-8.92	-247.29	1577.73	37.32	-340.36	2150.37	-59.12	-347.83	2579.56	33.03
1288.61	-6.02	-86.53	1097.75	-9.81	-241.61	1577.73	34.73	-333.03	2150.37	-61.00	-343.05	2579.56	31.91
1223.70	-8.45	-115.04	1056.69	-12.10	-259.74	1477.22	32.47	-355.82	2012.40	-64.46	-371.94	2436.85	26.12
1152.37	-11.38	-133.67	1007.30	-15.12	-266.96	1372.79	27.64	-364.69	1869.56	-69.79	-388.05	2286.18	19.67
1076.55	-14.12	-147.58	951.47	-17.96	-269.12	1266.50	22.85	-367.16	1724.46	-75.05	-396.95	2130.52	13.69
998.16	-16.61	-156.81	891.09	-20.54	-266.57	1160.37	18.21	-363.71	1579.70	-80.03	-400.04	1972.75	8.23
998.16	-16.67	-156.79	891.09	-20.60	-266.43	1160.37	18.13	-363.44	1579.70	-80.17	-399.48	1972.75	8.21
918.80	-18.63	-162.41	827.83	-22.61	-260.62	1055.97	13.99	-356.01	1437.20	-84.47	-398.93	1814.54	3.45
839.60	-20.29	-165.00	762.91	-24.32	-252.19	954.37	10.08	-345.33	1298.25	-88.25	-394.07	1657.42	-0.83
761.71	-21.59	-164.52	697.58	-25.63	-241.26	856.60	6.53	-331.32	1164.19	-91.31	-385.13	1503.04	-4.58
686.26	-22.49	-161.34	633.08	-26.53	-228.27	763.70	3.40	-314.36	1036.45	-93.56	-372.26	1353.11	-7.80
686.26	-22.50	-160.90	633.08	-26.55	-227.83	763.70	3.37	-313.62	1036.45	-93.62	-371.79	1353.11	-7.80
613.91	-22.77	-156.19	570.21	-26.78	-214.06	676.15	1.06	-294.76	915.88	-94.66	-355.87	1208.95	-10.42
545.15	-22.71	-149.74	509.60	-26.66	-199.27	594.32	-0.84	-274.17	803.23	-94.89	-337.42	1071.67	-12.53
480.41	-22.31	-142.05	451.80	-26.19	-183.99	518.43	-2.31	-252.81	698.88	-94.27	-317.30	941.99	-14.12
420.05	-21.63	-133.35	397.29	-25.40	-168.42	448.71	-3.40	-231.11	603.15	-92.80	-296.18	820.62	-15.18
420.05	-21.59	-133.20	397.29	-25.36	-168.29	448.71	-3.37	-230.91	603.15	-92.79	-295.94	820.62	-15.19
364.13	-20.60	-124.58	346.27	-24.24	-153.53	385.04	-4.08	-210.20	515.87	-90.45	-274.60	707.69	-15.68
312.45	-19.44	-116.08	298.64	-22.92	-139.57	327.05	-4.55	-190.49	436.59	-87.32	-253.44	603.18	-15.60
264.81	-18.14	-107.90	254.31	-21.43	-126.57	274.39	-4.81	-172.06	364.86	-83.41	-232.79	506.94	-14.93
220.99	-16.73	-99.97	213.17	-19.80	-114.43	226.71	-4.89	-154.83	300.19	-78.69	-212.67	418.80	-13.61
220.99	-16.72	-100.10	213.17	-19.80	-114.58	226.71	-4.88	-155.00	300.19	-78.72	-212.77	418.80	-13.67
180.79	-15.17	-92.42	175.09	-18.01	-103.27	183.65	-4.78	-138.98	242.08	-73.20	-193.00	338.55	-11.80
144.04	-13.50	-84.77	140.01	-16.06	-92.50	144.91	-4.51	-123.84	190.07	-66.77	-173.63	265.97	-9.05
110.71	-11.72	-77.03	107.98	-13.97	-82.15	110.34	-4.09	-109.41	143.92	-59.42	-154.42	201.03	-5.47
80.79	-9.80	-68.46	79.04	-11.72	-71.50	79.81	-3.54	-94.64	103.37	-51.02	-134.89	143.72	-1.19
80.79	-9.82	-69.25	79.04	-11.74	-72.25	79.81	-3.54	-95.65	103.37	-51.12	-135.20	143.72	0.00
54.63	-7.89	-60.49	53.60	-9.44	-61.79	53.53	-2.95	-81.40	68.63	-41.77	-114.48	94.47	0.00
31.68	-5.71	-52.07	31.15	-6.85	-52.15	30.82	-2.11	-67.68	38.92	-31.10	-93.46	53.10	0.00
13.01	-3.32	-40.42	12.80	-4.01	-39.89	12.57	-1.10	-50.37	15.51	-19.02	-68.41	21.00	0.00
0.00	-0.77	-22.77	0.00	-0.97	-22.32	0.00	-0.01	-26.38	0.00	-5.56	-35.89	0.00	0.00



Autorità Portuale di Taranto

Interventi per il dragaggio di 2,3 M m³ di sedimenti in area Molo Polisettoriale e per la realizzazione di un primo lotto della cassa di colmata funzionale all'ampliamento del V Sporgente del Porto di Taranto

Allegati alla relazione di calcolo strutturale allineamento "BC"

Data 05/2016
Rev. B
c.d.c.: C296A
514B

11	11	12	12	12	13	13	13	14	14	14	15	15	15
Q	M	N	Q	M	N	Q	M	N	Q	M	N	Q	M
[kN/m]	[kNm/m]	[kN/m]	[kN/m]	[kNm/m]	[kN/m]	[kN/m]	[kNm/m]	[kN/m]	[kN/m]	[kNm/m]	[kN/m]	[kN/m]	[kNm/m]
0.00	0.00	0.00	0.00	0.00	0.00	0.00	0.00	0.00	0.00	0.00	0.00	0.00	0.00
0.00	0.00	0.00	0.00	0.00	0.00	0.00	0.00	0.00	0.00	0.00	0.00	0.00	0.00
0.00	0.00	0.00	0.00	0.00	0.00	0.00	0.00	0.00	0.00	0.00	0.00	0.00	0.00
0.00	0.00	0.00	0.00	0.00	0.00	0.00	0.00	0.00	0.00	0.00	0.00	0.00	0.00
-0.16	0.00	0.00	0.00	0.00	0.00	0.00	0.00	0.00	0.00	0.00	0.00	0.00	0.00
0.00	0.00	0.00	0.00	0.00	0.00	0.00	0.00	0.00	0.00	0.00	0.00	0.00	0.00
2.75	0.46	0.00	-2.59	-0.16	0.00	0.00	0.00	0.00	0.00	0.00	0.00	0.00	0.00
6.51	2.17	0.00	-5.33	-0.65	0.00	0.00	0.00	0.00	0.00	0.00	0.00	0.00	0.00
11.20	5.46	0.00	-8.19	-1.50	0.00	0.00	0.00	0.00	0.00	0.00	0.00	0.00	0.00
16.75	10.70	-0.40	-12.33	-2.71	0.00	0.00	0.00	0.05	-0.25	0.00	-0.12	-0.10	0.00
16.91	10.70	0.00	-11.20	-2.71	0.00	0.00	0.00	0.00	0.00	0.00	0.00	0.00	0.00
20.95	15.40	1.09	-16.48	-8.12	-0.09	0.45	0.06	-0.29	1.33	0.15	0.18	0.67	0.09
25.38	21.19	2.31	-20.65	-15.07	-0.34	1.70	0.43	-0.95	4.42	1.19	0.29	2.02	0.57
29.96	28.11	3.26	-25.14	-23.65	-0.79	3.89	1.45	-1.93	9.03	3.66	0.20	4.06	1.69
34.65	36.18	3.92	-30.45	-34.01	-1.45	7.02	3.48	-3.20	14.92	8.15	-0.08	6.83	3.72
34.56	36.18	3.91	-30.27	-34.01	-1.45	7.14	3.48	-3.23	15.15	8.15	-0.10	6.92	3.72
40.01	46.43	4.21	-34.11	-42.08	-2.02	10.01	5.59	-4.20	19.50	12.44	-0.38	9.11	5.71
45.70	58.21	4.43	-37.58	-51.05	-2.65	13.89	8.56	-5.25	24.39	17.92	-0.72	11.57	8.30
51.61	71.59	4.58	-40.89	-60.86	-3.31	18.58	12.60	-6.36	29.52	24.66	-1.11	14.16	11.51
57.73	86.62	4.67	-44.10	-71.48	-4.01	24.04	17.92	-7.52	34.83	32.70	-1.54	16.83	15.38
57.19	86.62	4.68	-44.19	-71.48	-4.00	23.94	17.92	-7.50	34.74	32.70	-1.52	16.78	15.38
62.69	100.11	4.71	-47.41	-84.08	-4.81	30.98	25.44	-8.82	40.93	43.09	-2.02	19.99	20.43
68.07	114.81	4.66	-50.36	-97.54	-5.69	39.04	35.05	-10.22	47.42	55.24	-2.57	23.42	26.40
73.59	130.76	4.54	-53.04	-111.76	-6.64	48.10	47.01	-11.69	54.19	69.20	-3.18	27.08	33.34
79.49	147.96	4.35	-55.48	-126.69	-7.64	58.14	61.59	-13.21	61.20	85.06	-3.82	30.93	41.31
78.56	147.96	4.36	-56.02	-126.69	-7.63	57.60	61.59	-13.20	60.65	85.06	-3.81	30.40	41.31
88.45	179.29	4.17	-57.47	-139.44	-8.47	66.89	75.59	-14.47	66.90	99.41	-4.36	34.06	48.56
98.87	214.34	3.94	-59.01	-152.56	-9.34	76.60	91.72	-15.77	73.05	115.16	-4.92	37.60	56.62
111.07	253.68	3.68	-60.37	-165.99	-10.24	86.96	110.12	-17.11	79.35	132.31	-5.50	41.27	65.49
126.27	298.04	3.39	-61.31	-179.69	-11.16	98.24	130.92	-18.46	86.04	150.90	-6.10	45.35	75.23
122.32	298.04	3.38	-62.24	-179.69	-11.18	97.31	130.92	-18.48	85.10	150.90	-6.11	44.43	75.23
133.14	345.91	2.80	-63.64	-203.27	-12.82	116.62	171.05	-20.84	96.32	184.93	-7.17	51.30	93.19
144.41	397.96	2.11	-64.37	-227.36	-14.58	136.53	218.44	-23.32	108.07	223.18	-8.31	58.76	113.75
156.11	454.30	1.24	-63.19	-251.32	-16.58	158.26	273.70	-26.03	121.57	266.21	-9.60	68.05	137.50
168.22	515.09	0.10	-58.85	-274.34	-18.94	183.04	337.54	-29.08	138.06	314.75	-11.12	80.41	165.19
167.86	515.09	0.45	-62.80	-274.34	-18.55	179.10	337.54	-28.69	134.10	314.75	-10.77	76.46	165.19
180.20	580.33	-0.53	-62.67	-297.87	-20.69	199.56	408.51	-31.51	146.19	367.28	-12.10	84.53	195.35
192.98	650.29	-1.53	-61.93	-321.26	-22.85	220.53	487.28	-34.34	158.66	424.44	-13.43	93.15	228.66
206.44	725.18	-2.52	-60.58	-344.25	-25.02	241.97	574.00	-37.16	171.49	486.35	-14.73	102.31	265.30
220.78	805.23	-3.48	-58.63	-366.62	-27.18	263.87	668.81	-39.95	184.65	553.10	-15.99	111.99	305.45
216.82	805.23	-3.49	-58.99	-366.62	-27.20	263.52	668.81	-39.97	184.28	553.10	-16.01	111.65	305.45
235.11	890.08	-4.47	-56.63	-388.31	-29.40	285.67	771.75	-42.77	197.57	624.67	-17.26	121.70	349.18
250.70	981.20	-5.53	-53.61	-409.01	-31.77	308.34	883.13	-45.72	211.19	701.31	-18.61	132.38	396.80
265.00	1077.99	-6.70	-49.71	-428.41	-34.34	331.74	1003.16	-48.82	225.35	783.17	-20.05	143.91	448.59
279.37	1179.99	-7.98	-44.70	-446.15	-37.11	356.07	1132.05	-52.10	240.26	870.42	-21.60	156.52	504.87
276.85	1179.99	-7.45	-48.65	-446.15	-36.64	352.13	1132.05	-51.62	236.27	870.42	-21.08	152.60	504.87
282.47	1302.54	-9.12	-39.45	-462.55	-40.01	380.45	1269.50	-55.46	254.98	962.64	-23.02	169.37	565.34



Autorità Portuale di Taranto
 Interventi per il dragaggio di 2,3 M³ di sedimenti in area Molo Polisettoriale e per la realizzazione di un primo lotto della cassa di colmata funzionale all'ampliamento del V Sporgente del Porto di Taranto

Allegati alla relazione di calcolo strutturale allineamento "BC"

Data 05/2016
 Rev. B
 c.d.c.: C296A
 514B

284.49	1426.56	-10.41	-32.69	-476.08	-42.96	406.24	1417.04	-58.80	270.78	1061.26	-24.62	183.80	631.57
285.54	1551.38	-11.48	-27.00	-487.21	-45.70	430.92	1574.11	-61.84	285.07	1165.59	-26.03	197.31	703.11
288.25	1676.71	-12.47	-21.01	-496.26	-48.45	455.91	1740.30	-64.81	299.21	1275.07	-27.41	211.31	779.65
288.13	1676.71	-12.15	-19.31	-496.26	-47.79	453.29	1740.30	-64.28	297.22	1275.07	-26.85	209.95	779.65
289.90	1803.11	-12.50	14.82	-496.88	-47.39	448.50	1937.58	-64.14	295.40	1404.66	-27.59	225.31	875.18
291.50	1930.36	-13.99	42.26	-484.34	-46.98	442.77	2132.59	-64.19	294.15	1533.63	-29.24	234.41	975.80
292.27	2058.11	-16.12	66.08	-460.43	-46.69	436.68	2325.04	-64.45	293.59	1662.20	-31.43	240.38	1079.88
291.55	2185.87	-18.41	89.39	-426.52	-46.66	430.83	2514.73	-64.96	293.87	1790.64	-33.78	246.33	1186.21
291.88	2185.87	-18.45	89.79	-426.52	-46.63	430.73	2514.73	-64.86	293.69	1790.64	-33.81	246.56	1186.21
288.21	2312.74	-21.29	111.54	-382.48	-46.94	423.42	2701.53	-64.97	292.74	1918.86	-36.60	251.35	1295.10
283.80	2437.95	-24.18	132.34	-329.04	-47.29	415.74	2885.18	-65.11	292.25	2046.88	-39.40	255.41	1406.05
278.17	2560.94	-27.06	151.59	-266.88	-47.58	407.08	3065.24	-65.15	291.56	2174.60	-42.12	258.18	1518.45
270.84	2681.09	-29.86	168.69	-196.74	-47.67	396.83	3241.13	-64.96	290.03	2301.85	-44.69	259.09	1631.67
269.87	2681.09	-29.91	169.11	-196.74	-47.74	397.09	3241.13	-65.08	290.40	2301.85	-44.76	259.41	1631.67
260.76	2797.19	-32.48	182.61	-119.79	-47.50	384.14	3412.01	-64.23	286.47	2427.99	-47.06	257.16	1744.66
250.48	2909.08	-35.00	194.92	-37.11	-47.16	370.32	3577.13	-63.30	282.59	2552.53	-49.29	253.85	1856.54
239.15	3016.26	-37.40	205.50	50.55	-46.67	355.38	3735.95	-62.20	278.37	2675.27	-51.36	249.05	1966.62
226.85	3118.20	-39.56	213.77	142.35	-45.94	339.09	3887.89	-60.84	273.37	2795.98	-53.17	242.35	2074.17
226.87	3118.20	-39.44	212.74	142.35	-45.82	338.38	3887.89	-60.66	272.38	2795.98	-53.06	241.45	2074.17
213.86	3214.62	-41.47	218.75	236.78	-44.92	320.54	4032.03	-58.91	266.49	2913.84	-54.75	232.81	2177.94
200.10	3305.21	-43.25	223.13	333.51	-43.81	301.77	4168.22	-57.00	260.27	3029.10	-56.18	222.87	2277.68
185.69	3389.65	-44.78	225.97	431.83	-42.51	282.19	4296.02	-54.94	253.85	3141.61	-57.37	211.75	2372.82
170.68	3467.61	-46.06	227.36	531.03	-41.02	261.90	4415.04	-52.76	247.32	3251.21	-58.30	199.52	2462.80
170.86	3467.61	-46.05	227.41	531.03	-41.02	261.90	4415.04	-52.76	247.33	3251.21	-58.30	199.56	2462.80
155.62	3539.02	-47.11	227.57	630.57	-39.38	241.17	4525.08	-50.28	240.78	3357.96	-59.03	186.50	2547.26
140.09	3603.73	-47.86	226.55	729.97	-37.50	219.90	4625.97	-47.67	234.15	3461.88	-59.47	172.63	2625.86
124.24	3661.58	-48.28	224.41	828.69	-35.38	198.17	4717.47	-44.91	227.47	3562.89	-59.59	158.02	2698.24
108.07	3712.40	-48.38	221.20	926.18	-33.04	176.06	4799.32	-42.03	220.77	3660.92	-59.39	142.75	2764.04
108.01	3712.40	-48.41	221.40	926.18	-33.08	176.21	4799.32	-42.08	220.95	3660.92	-59.41	142.93	2764.04
91.69	3756.09	-48.20	217.48	1022.19	-30.51	154.09	4871.56	-38.78	214.43	3756.13	-58.94	127.40	2823.17
75.00	3792.57	-47.61	212.85	1116.37	-27.67	131.85	4934.13	-35.38	208.04	3848.56	-58.10	111.56	2875.47
57.98	3821.69	-46.61	207.48	1208.37	-24.55	109.51	4986.95	-31.85	201.68	3938.20	-56.88	95.42	2920.77
40.67	3843.27	-45.20	201.33	1297.80	-21.14	87.05	5029.94	-28.17	195.25	4025.02	-55.26	78.99	2958.92
41.91	3843.27	-45.18	201.30	1297.80	-21.14	86.99	5029.94	-28.16	195.16	4025.02	-55.23	78.95	2958.92
21.71	3856.87	-43.31	194.61	1384.42	-17.35	64.65	5063.11	-24.21	188.76	4108.99	-53.18	62.45	2989.86
2.56	3862.60	-40.92	187.18	1467.98	-13.24	42.08	5086.47	-20.10	181.94	4190.12	-50.63	45.71	3013.52
-22.97	3858.18	-38.02	179.09	1548.14	-8.87	19.32	5099.91	-15.83	174.64	4268.16	-47.58	28.82	3029.84
-85.97	3840.30	-34.61	170.36	1624.59	-4.31	-3.62	5103.35	-11.39	166.82	4342.86	-44.04	11.83	3038.73
-62.36	3840.30	-35.00	171.61	1624.59	-4.73	-2.57	5103.35	-11.90	168.06	4342.86	-44.38	13.02	3038.73
-137.81	3767.98	-31.12	159.70	1696.74	0.36	-28.16	5096.32	-6.37	156.58	4413.51	-40.47	-6.47	3039.86
-147.27	3677.00	-27.41	148.68	1764.64	5.12	-53.04	5079.00	-1.28	145.71	4480.17	-36.67	-24.54	3033.45
-118.18	3591.87	-22.50	131.32	1825.95	11.14	-84.71	5048.91	5.20	126.84	4539.87	-31.84	-48.07	3017.58
-80.91	3536.37	-15.89	78.49	1877.39	18.41	-156.38	5002.62	14.83	60.44	4588.52	-25.85	-105.99	2989.42
-54.35	3536.37	-15.05	100.40	1877.39	20.01	-130.63	5002.62	14.90	91.34	4588.52	-24.83	-83.94	2989.42
-185.61	3469.30	-6.81	34.78	1910.36	32.16	-222.94	4881.61	38.38	-30.54	4595.27	-15.50	-152.62	2906.15
-275.87	3353.06	-5.88	33.47	1929.84	35.09	-244.88	4733.35	48.23	-73.73	4560.37	-13.52	-155.72	2807.84
-348.52	3196.30	-10.41	70.60	1960.21	29.31	-225.49	4584.04	44.66	-71.22	4512.60	-17.17	-119.03	2719.74
-403.27	3008.12	-15.46	122.51	2025.12	23.21	-194.93	4459.29	37.95	-53.38	4480.35	-20.71	-62.74	2666.42
-400.36	3008.12	-17.68	142.20	2025.12	16.91	-168.05	4459.29	27.95	-25.10	4480.35	-23.74	-46.29	2666.42
-430.87	2842.68	4.40	46.91	2067.32	47.12	-309.79	4332.74	60.97	-150.26	4430.19	-3.23	-125.46	2619.28


Autorità Portuale di Taranto

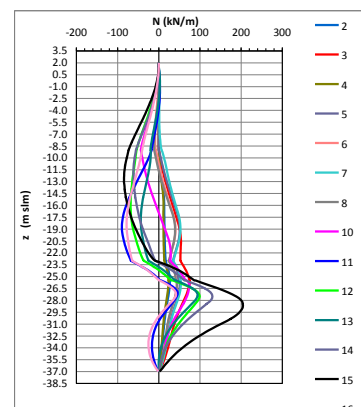
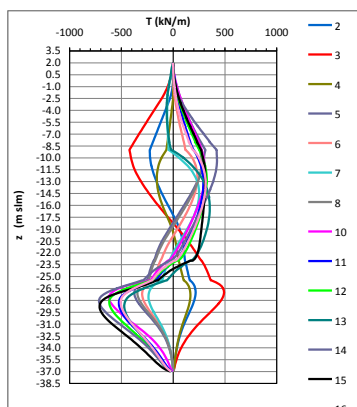
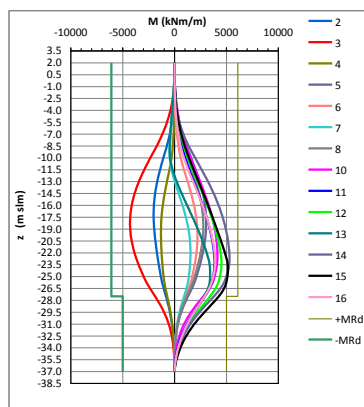
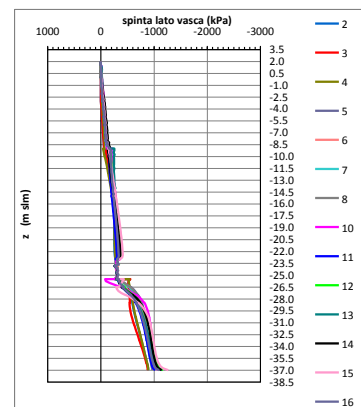
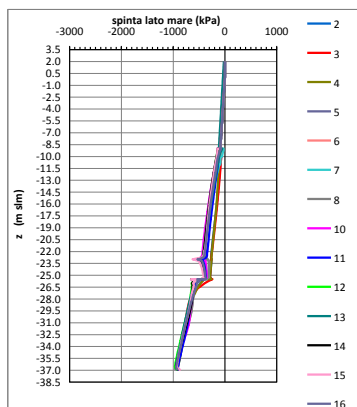
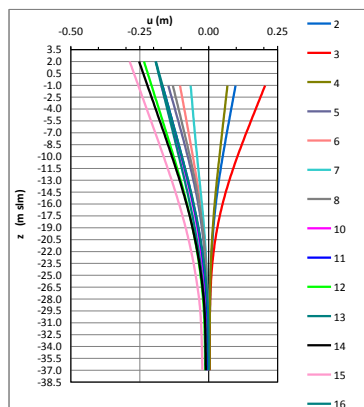
Interventi per il dragaggio di 2,3 M m³ di sedimenti in area Molo Polisettoriale e per la realizzazione di un primo lotto della cassa di colmanta funzionale all'ampliamento del V Sporgente del Porto di Taranto

Allegati alla relazione di calcolo strutturale allineamento "BC"

Data 05/2016
Rev. B
c.d.c.: C296A
514B

-448.08	2668.41	20.12	-22.19	2073.02	66.75	-410.62	4151.70	84.63	-256.33	4328.31	10.70	-182.18	2541.85
-456.31	2489.05	30.33	-81.94	2046.68	80.43	-493.11	3925.09	107.13	-363.46	4173.62	19.80	-229.53	2438.62
-458.11	2308.14	34.37	-132.28	1993.20	86.90	-555.27	3662.49	124.80	-459.55	3966.27	23.40	-266.57	2314.55
-456.93	2308.14	33.68	-129.49	1993.20	86.49	-552.99	3662.49	126.64	-463.57	3966.27	22.81	-264.14	2314.55
-454.15	2127.49	34.60	-167.08	1933.74	89.05	-583.83	3436.60	140.20	-510.08	3773.88	23.44	-289.23	2204.33
-446.03	1949.16	31.11	-195.58	1861.77	86.98	-598.82	3202.12	150.77	-546.00	3564.40	20.02	-305.40	2086.45
-434.02	1774.81	24.25	-218.46	1779.61	81.04	-601.85	2964.00	156.89	-568.54	3343.30	13.46	-316.01	1963.23
-418.53	1606.03	15.54	-237.18	1689.46	71.64	-595.76	2726.98	159.21	-580.27	3115.88	5.21	-322.81	1836.88
-418.42	1606.03	14.40	-236.42	1689.46	71.58	-594.55	2726.98	158.96	-578.93	3115.88	4.08	-321.96	1836.88
-400.79	1443.84	8.22	-251.51	1592.63	61.12	-582.66	2493.62	158.97	-582.99	2885.46	-1.47	-325.83	1708.42
-381.40	1288.96	1.51	-261.87	1490.87	51.29	-564.66	2266.36	155.85	-578.85	2655.27	-7.48	-325.69	1579.34
-360.72	1142.00	-4.59	-268.31	1385.79	42.15	-542.25	2047.08	149.99	-568.59	2427.90	-12.83	-322.45	1450.93
-339.32	1003.51	-10.05	-270.85	1278.97	33.73	-516.23	1837.59	141.84	-552.96	2205.83	-17.49	-316.15	1324.47
-339.09	1003.51	-10.07	-270.87	1278.97	33.72	-515.93	1837.59	141.51	-552.94	2205.83	-17.51	-316.19	1324.47
-317.58	873.54	-14.70	-270.41	1171.78	26.20	-488.12	1638.80	130.11	-533.37	1990.76	-21.30	-307.72	1200.95
-296.28	752.04	-18.74	-267.30	1065.26	19.36	-458.79	1451.33	116.48	-510.91	1783.98	-24.50	-297.38	1081.12
-275.49	638.86	-22.15	-261.82	960.43	13.20	-428.64	1275.61	101.58	-486.25	1586.49	-27.11	-285.43	965.68
-255.23	533.87	-24.91	-254.52	858.25	7.75	-398.34	1112.03	86.65	-460.16	1399.22	-29.10	-272.36	855.31
-255.27	533.87	-24.91	-254.29	858.25	7.76	-398.09	1112.03	86.02	-460.04	1399.22	-29.10	-272.16	855.31
-235.20	436.83	-26.98	-245.65	759.26	3.06	-368.33	960.36	73.43	-433.60	1222.36	-30.48	-258.43	750.28
-215.23	347.66	-28.43	-236.05	663.88	-0.97	-339.42	820.29	61.33	-406.99	1055.97	-31.30	-244.38	650.74
-195.17	266.41	-29.24	-225.79	572.43	-4.33	-311.69	691.43	50.36	-380.50	900.07	-31.56	-230.24	556.78
-173.83	193.18	-29.40	-214.94	485.20	-7.01	-285.15	573.37	40.50	-354.34	754.69	-31.25	-216.06	468.46
-174.88	193.18	-29.41	-214.94	485.20	-7.02	-285.20	573.37	40.52	-354.29	754.69	-31.27	-216.10	468.46
-152.44	128.67	-28.89	-203.20	402.44	-9.00	-259.52	465.62	31.74	-328.40	619.60	-30.36	-201.55	385.82
-127.55	72.86	-27.65	-190.54	324.46	-10.28	-234.56	367.83	24.03	-302.29	494.73	-28.81	-186.60	308.96
-94.35	28.77	-25.67	-176.84	251.69	-10.82	-210.10	279.82	17.36	-275.81	380.28	-26.60	-171.06	238.14
-48.03	0.00	-22.88	-160.89	184.62	-10.60	-184.89	201.45	11.76	-246.74	276.46	-23.62	-153.90	173.63
0.00	0.00	-22.96	-161.95	184.62	-10.65	-186.00	201.45	11.73	-248.74	276.46	-23.70	-154.82	173.63
0.00	0.00	-19.44	-144.05	124.29	-9.73	-160.27	133.22	7.19	-218.39	184.46	-20.06	-136.20	116.26
0.00	0.00	-14.83	-122.74	71.06	-7.78	-132.51	74.89	4.09	-183.64	104.26	-15.41	-114.97	66.18
0.00	0.00	-9.13	-92.21	28.31	-4.86	-96.84	29.33	2.25	-135.34	40.83	-9.67	-85.78	26.27
0.00	0.00	-2.42	-47.76	0.00	-1.07	-48.48	0.00	1.43	-66.34	0.00	-2.85	-44.18	0.00

1.8.4 Grafici



2 ALLEGATI DI CALCOLO (MODELLO DIAFRAMMI)

2.1 TABULATI DI INPUT ED OUTPUT SEZIONE 5

SAP2000 v14.0.0 5.13.16 19:11:56

Table: Active Degrees of Freedom

UX	UY	UZ	RX	RY	RZ
No	Yes	No	Yes	No	Yes

Table: Analysis Options

Solver	SolverProc	Force32Bit	StiffCase	GeomMod
Advanced	Auto	No	None	No

Table: Area Section Properties, Part 1 of 4

Section	Material	MatAngle Degrees	AreaType	Type	DrillDOF	Thickness m	BendThick m	Arc Degrees
DAIFRAMMAALTO	STEEL	0.000	Shell	Shell-Thick	Yes	0.016000	0.016000	
DIAFRAMMA_BASE	STEEL	0.000	Shell	Shell-Thick	Yes	0.024000	0.024000	
DIAFRAMMA_MEDIO	STEEL	0.000	Shell	Shell-Thick	Yes	0.020000	0.020000	
PIATTIINT_BASE	STEEL	0.000	Shell	Shell-Thick	Yes	0.020000	0.020000	

Table: Area Section Properties, Part 2 of 4

Section	InComp	CoordSys	Color	TotalWt KN	TotalMass KN-s2/m	F11Mod	F22Mod
DAIFRAMMAALTO			Red	218.556	21.86	1.000000	1.000000
DIAFRAMMA_BASE			Red	355.889	35.59	1.000000	1.000000
DIAFRAMMA_MEDIO			Red	259.262	25.93	1.000000	1.000000
PIATTIINT_BASE			Red	66.694	6.67	1.000000	1.000000

Table: Area Section Properties, Part 3 of 4

Section	F12Mod	M11Mod	M22Mod	M12Mod	V13Mod	V23Mod	MMod	WMod
DAIFRAMMAALTO	1.000000	1.000000	1.000000	1.000000	1.000000	1.000000	1.000000	1.000000
DIAFRAMMA_BASE	1.000000	1.000000	1.000000	1.000000	1.000000	1.000000	1.000000	1.000000
DIAFRAMMA_MEDIO	1.000000	1.000000	1.000000	1.000000	1.000000	1.000000	1.000000	1.000000
PIATTIINT_BASE	1.000000	1.000000	1.000000	1.000000	1.000000	1.000000	1.000000	1.000000

Table: Area Section Properties, Part 4 of 4

Section	GUID	Notes
DAIFRAMMAALTO		
DIAFRAMMA_BASE		
DIAFRAMMA_MEDIO		
PIATTIINT_BASE		

Table: Area Section Property Design Parameters



Autorità Portuale di Taranto
Interventi per il dragaggio di 2,3 M m³ di sedimenti in area Molo Polisettoriale e per la realizzazione di un primo lotto della cassa di colmata funzionale all'ampliamento del V Sporgente del Porto di Taranto

Allegati alla relazione di calcolo strutturale allineamento "BC"

Data 05/2016
Rev. B
c.d.c.: C296A
514B

Section RebarMat RebarOpt

DAIFRAMMAALTO	None	Default
DIAFRAMMA_BASE	None	Default
DIAFRAMMA_MEDIO	None	Default
PIATTIINT_BASE	None	Default

Table: Case - Static 1 - Load Assignments

Case	LoadType	LoadName	LoadSF
DEAD	Load pattern	DEAD	1.000000
CEDIMENTI	Load pattern	CEDIMENTI	1.000000
SP_EST_1	Load pattern	SP_EST_1	1.000000
SPINTAINT_F	Load pattern	SPINTA_INT_F	1.000000
SP_EST_2	Load pattern	SP_EST_2	1.000000
SP_EST_3	Load pattern	SP_EST_3	1.000000
SLU_1-NL	Load pattern	SP_EST_1	1.350000
SLU_1-NL	Load pattern	SPINTA_INT_F	1.350000
SLU_2-NL	Load pattern	SP_EST_2	1.000000
SLU_2-NL	Load pattern	SPINTA_INT_F	1.000000
SLU_5-NL	Load pattern	SP_EST_5	1.000000
SLU_5-NL	Load pattern	SPINTA_INT_0	1.000000
SPINTA_INT_0	Load pattern	SPINTA_INT_0	1.000000
SP_EST_4	Load pattern	SP_EST_4	1.000000
SP_EST_5	Load pattern	SP_EST_5	1.000000
SLU_3-NL	Load pattern	SP_EST_3	1.000000
SLU_3-NL	Load pattern	SPINTA_INT_0	1.000000
SLU_4-NL	Load pattern	SP_EST_4	1.000000
SLU_4-NL	Load pattern	SPINTA_INT_0	1.000000

Table: Combination Definitions, Part 1 of 3

ComboName	ComboType	AutoDesign	CaseType	CaseName	ScaleFactor	SteelDesign
SLU_ENV_NL	Envelope	No	NonLin Static	SLU_2-NL	1.000000	No
SLU_ENV_NL			NonLin Static	SLU_3-NL	1.000000	
SLE_NL	Envelope	No	NonLin Static	SLU_3-NL	0.740000	No

Table: Combination Definitions, Part 2 of 3

ComboName	CaseName	ConcDesign	AlumDesign	ColdDesign	GUID
SLU_ENV_NL	SLU_2-NL	No	No	No	
SLU_ENV_NL	SLU_3-NL				
SLE_NL	SLU_3-NL	No	No	No	

Table: Combination Definitions, Part 3 of 3

ComboName	CaseName	Notes
SLU_ENV_NL	SLU_2-NL	
SLU_ENV_NL	SLU_3-NL	
SLE_NL	SLU_3-NL	

Table: Coordinate Systems

Name	Type	X m	Y m	Z m	AboutZ Degrees	AboutY Degrees	AboutX Degrees
GLOBAL	Cartesian	0.00000	0.00000	0.00000	0.000	0.000	0.000

Table: Database Format Types

UnitsCurr	OverrideE
Yes	No



Autorità Portuale di Taranto
Interventi per il dragaggio di 2,3 M³ di sedimenti in area Molo Polisettoriale e per la realizzazione di un primo lotto della cassa di colmata funzionale all'ampliamento del V Sporgente del Porto di Taranto

Allegati alla relazione di calcolo strutturale allineamento "BC"

Data 05/2016
Rev. B
c.d.c.: C296A
514B

Table: Element Stresses - Area Shells

Area	AreaElem	Joint	OutputCase	StepType	S11Top KN/m2	S22Top KN/m2	S12Top KN/m2	S13Avg KN/m2	S23Avg KN/m2
1	1	SX13	SLU_ENV_NL	Max	-1364.89	4493.04	5415.54	1578.86	-63.55
1	1	SX26	SLU_ENV_NL	Max	1962.82	5388.51	10920.35	256.23	-63.55
1	1	SX25	SLU_ENV_NL	Max	-23596.55	-4837.79	10164.41	256.23	98.43
1	1	SX12	SLU_ENV_NL	Max	-32114.50	-6667.77	5417.66	1578.86	98.43
1	1	SX13	SLU_ENV_NL	Min	-3434.23	-1521.80	-2238.05	1156.78	-100.06
1	1	SX26	SLU_ENV_NL	Min	-3209.03	-2264.49	1094.80	237.20	-100.06
1	1	SX25	SLU_ENV_NL	Min	-37145.89	-11579.80	1096.92	237.20	74.45
1	1	SX12	SLU_ENV_NL	Min	-38831.26	-11915.10	-2994.00	1156.78	74.45
3	2	DX380	SLU_ENV_NL	Max	108033.90	32539.05	-327.40	1682.00	-1236.69
3	2	DX367	SLU_ENV_NL	Max	108457.91	32211.32	-857.05	-1404.28	-1236.69
3	2	DX368	SLU_ENV_NL	Max	1406.12	1786.54	173.31	-1404.28	1328.75
3	2	DX381	SLU_ENV_NL	Max	6745.68	3697.60	1274.96	1682.00	1328.75
3	2	DX380	SLU_ENV_NL	Min	-40543.29	-12043.98	-363.83	923.74	-1322.46
3	2	DX367	SLU_ENV_NL	Min	-40871.59	-12492.77	-1789.87	-1961.98	-1322.46
3	2	DX368	SLU_ENV_NL	Min	-61256.44	-18069.05	-151.08	-1961.98	1242.23
3	2	DX381	SLU_ENV_NL	Min	-57091.10	-16319.81	702.97	923.74	1242.23
4	920	DX174	SLU_ENV_NL	Max	26026.84	8446.43	26589.67	3735.78	4607.43
4	920	SX174	SLU_ENV_NL	Max	29812.63	9643.03	24219.35	3735.78	5049.80
4	920	SX187	SLU_ENV_NL	Max	26551.38	7266.17	13287.41	4466.24	5049.80
4	920	DX187	SLU_ENV_NL	Max	28717.64	7976.91	15657.73	4466.24	4607.43
4	920	DX174	SLU_ENV_NL	Min	-28540.04	-9264.15	-3615.81	-4101.89	-5060.60
4	920	SX174	SLU_ENV_NL	Min	-28722.54	-9256.18	-10035.20	-4101.89	-4611.30
4	920	SX187	SLU_ENV_NL	Min	-37295.98	-10549.38	1280.42	-4076.71	-4611.30
4	920	DX187	SLU_ENV_NL	Min	-44155.04	-12544.37	7699.81	-4076.71	-5060.60
5	3	DX383	SLU_ENV_NL	Max	-24024.12	-6670.38	-326.25	-958.72	1546.21
5	3	DX370	SLU_ENV_NL	Max	-27476.79	-7854.62	280.88	2007.42	1546.21
5	3	DX371	SLU_ENV_NL	Max	42095.84	12458.30	481.57	2007.42	-879.73
5	3	DX384	SLU_ENV_NL	Max	39702.46	12109.56	-76.60	-958.72	-879.73
5	3	DX383	SLU_ENV_NL	Min	-26255.44	-6686.06	-614.64	-1593.61	883.39
5	3	DX370	SLU_ENV_NL	Min	-28415.54	-8045.05	-39.73	1096.18	883.39
5	3	DX371	SLU_ENV_NL	Min	-4625.46	-1722.96	209.91	1096.18	-1543.52
5	3	DX384	SLU_ENV_NL	Min	-5765.66	-1533.25	-413.94	-1593.61	-1543.52
6	4	DX384	SLU_ENV_NL	Max	39702.55	12109.59	409.01	1593.66	-883.82
6	4	DX371	SLU_ENV_NL	Max	42095.90	12458.32	-210.00	-1113.06	-883.82
6	4	DX372	SLU_ENV_NL	Max	-27477.36	-8045.17	39.72	-1113.06	1546.24
6	4	DX385	SLU_ENV_NL	Max	-24024.47	-6686.11	616.26	1593.66	1546.24
6	4	DX384	SLU_ENV_NL	Min	-3638.12	-894.34	76.57	951.43	-1543.54
6	4	DX371	SLU_ENV_NL	Min	-2506.32	-1087.86	-482.96	-2007.48	-1543.54
6	4	DX372	SLU_ENV_NL	Min	-30192.50	-8394.03	-275.70	-2007.48	887.52
6	4	DX385	SLU_ENV_NL	Min	-28015.99	-7197.17	326.29	951.43	887.52
7	921	DX178	SLU_ENV_NL	Max	20853.68	6944.22	26501.24	4018.15	4959.21
7	921	SX178	SLU_ENV_NL	Max	24263.40	7918.44	27342.14	4018.15	4611.35
7	921	SX191	SLU_ENV_NL	Max	30841.44	8613.01	16441.00	4076.74	4611.35
7	921	DX191	SLU_ENV_NL	Max	28625.59	7899.56	15600.10	4076.74	4959.21
7	921	DX178	SLU_ENV_NL	Min	-30485.30	-9783.97	-10512.16	-3735.82	-4607.47
7	921	SX178	SLU_ENV_NL	Min	-36783.62	-11720.19	-7919.11	-3735.82	-4947.96
7	921	SX191	SLU_ENV_NL	Min	-41117.14	-11650.04	4036.15	-4377.76	-4947.96
7	921	DX191	SLU_ENV_NL	Min	-35171.61	-9913.10	1443.10	-4377.76	-4607.47
8	5	DX387	SLU_ENV_NL	Max	6746.01	3697.64	-704.27	-903.37	1328.75
8	5	DX374	SLU_ENV_NL	Max	1406.20	1786.49	150.99	1965.79	1328.75
8	5	DX375	SLU_ENV_NL	Max	111580.68	33125.60	1789.93	1965.79	-1229.51
8	5	DX388	SLU_ENV_NL	Max	111170.36	33489.20	363.94	-903.37	-1229.51
8	5	DX387	SLU_ENV_NL	Min	-57861.83	-16544.91	-1275.01	-1682.00	1235.19
8	5	DX374	SLU_ENV_NL	Min	-62026.45	-18315.14	-174.02	1404.28	1235.19
8	5	DX375	SLU_ENV_NL	Min	-40871.98	-12492.90	855.00	1404.28	-1322.46
8	5	DX388	SLU_ENV_NL	Min	-40543.40	-12044.02	324.75	-1682.00	-1322.46
9	922	DX160	SLU_ENV_NL	Max	61263.58	16238.58	78317.37	15990.86	17588.67
9	922	DX174	SLU_ENV_NL	Max	23257.28	9117.67	19589.51	15986.98	17588.67
9	922	SX174	SLU_ENV_NL	Max	26836.28	10254.40	19858.94	15986.98	17067.52
9	922	SX160	SLU_ENV_NL	Max	58901.60	15466.96	78586.80	15990.86	17067.52
9	922	DX160	SLU_ENV_NL	Min	-50614.45	-12983.72	-90099.14	-16462.88	-17091.12
9	922	DX174	SLU_ENV_NL	Min	-32239.05	-11872.33	-37328.83	-15508.74	-17091.12
9	922	SX174	SLU_ENV_NL	Min	-37657.49	-13431.92	-37291.43	-15508.74	-17600.45
9	922	SX160	SLU_ENV_NL	Min	-48614.81	-12449.77	-90061.74	-16462.88	-17600.45
10	923	DX164	SLU_ENV_NL	Max	17335.55	5372.22	36281.38	431.41	1369.81
10	923	DX178	SLU_ENV_NL	Max	21705.62	6340.13	70916.25	1385.42	1369.81
10	923	SX178	SLU_ENV_NL	Max	25349.57	7525.72	65659.34	1385.42	624.53
10	923	SX164	SLU_ENV_NL	Max	10649.37	3273.97	31024.48	431.41	624.53
10	923	DX164	SLU_ENV_NL	Min	-36984.92	-11170.60	-39301.90	-1139.21	-608.15
10	923	DX178	SLU_ENV_NL	Min	-24051.67	-7140.38	-77664.24	-705.32	-608.15
10	923	SX178	SLU_ENV_NL	Min	-23868.32	-6989.41	-78857.86	-705.32	-1367.93
10	923	SX164	SLU_ENV_NL	Min	-24314.05	-7465.30	-40495.52	-1139.21	-1367.93
11	6	DX367	SLU_ENV_NL	Max	109561.63	33384.91	-887.83	1655.90	-1317.23
11	6	DX354	SLU_ENV_NL	Max	110792.24	32974.37	-414.72	-1423.40	-1317.23
11	6	DX355	SLU_ENV_NL	Max	-8032.45	-3988.44	1889.41	-1423.40	1861.32
11	6	DX368	SLU_ENV_NL	Max	-128.75	-1189.73	646.29	1655.90	1861.32



Autorità Portuale di Taranto
 Interventi per il dragaggio di 2,3 M m³ di sedimenti in area Molo Polisettoriale e per la realizzazione di un primo lotto della cassa di colmata funzionale all'ampliamento del V Sporgente del Porto di Taranto

Allegati alla relazione di calcolo strutturale allineamento "BC"

Data 05/2016
 Rev. B
 c.d.c.: C296A
 514B



11	6	DX367	SLU_ENV_NL	Min	-40026.58	-11816.02	-2586.18	1619.05	-1853.50
11	6	DX354	SLU_ENV_NL	Min	-43116.46	-13050.84	-1343.06	-2705.38	-1853.50
11	6	DX355	SLU_ENV_NL	Min	-67837.58	-21095.06	764.31	-2705.38	1327.98
11	6	DX368	SLU_ENV_NL	Min	-62159.02	-18572.20	291.20	1619.05	1327.98
12	924	DX162	SLU_ENV_NL	Max	17336.01	5372.34	39301.99	1139.11	1369.71
12	924	SX162	SLU_ENV_NL	Max	11814.44	3551.29	40495.79	1139.11	47.57
12	924	SX174	SLU_ENV_NL	Max	25872.41	7754.76	78857.69	178.26	47.57
12	924	DX174	SLU_ENV_NL	Max	21706.15	6340.30	77663.90	178.26	1369.71
12	924	DX162	SLU_ENV_NL	Min	-38450.98	-11538.16	-37680.56	105.84	-30.96
12	924	SX162	SLU_ENV_NL	Min	-24314.79	-7465.51	-32327.45	105.84	-1367.83
12	924	SX174	SLU_ENV_NL	Min	-23868.68	-6989.53	-64962.92	-1385.33	-1367.83
12	924	DX174	SLU_ENV_NL	Min	-24505.58	-7348.81	-70316.04	-1385.33	-30.96
13	7	DX370	SLU_ENV_NL	Max	-28426.01	-8623.20	200.86	-1442.96	1625.03
13	7	DX357	SLU_ENV_NL	Max	-31841.94	-9961.51	-197.55	2123.97	1625.03
13	7	DX358	SLU_ENV_NL	Max	45734.77	13520.46	-42.39	2123.97	-1309.59
13	7	DX371	SLU_ENV_NL	Max	43046.37	13040.81	446.03	-1442.96	-1309.59
13	7	DX370	SLU_ENV_NL	Min	-29315.89	-9078.79	21.57	-1661.26	1315.69
13	7	DX357	SLU_ENV_NL	Min	-32453.24	-10982.54	-598.30	1616.78	1315.69
13	7	DX358	SLU_ENV_NL	Min	-2034.45	-943.56	-353.14	1616.78	-1622.74
13	7	DX371	SLU_ENV_NL	Min	-3743.14	-558.89	176.73	-1661.26	-1622.74
14	8	DX371	SLU_ENV_NL	Max	43046.46	13040.85	-176.83	1661.31	-1315.20
14	8	DX358	SLU_ENV_NL	Max	45734.78	13520.46	346.62	-1635.47	-1315.20
14	8	DX359	SLU_ENV_NL	Max	-31842.84	-9961.84	594.62	-1635.47	1625.05
14	8	DX372	SLU_ENV_NL	Max	-28426.65	-8623.45	-21.56	1661.31	1625.05
14	8	DX371	SLU_ENV_NL	Min	-1621.27	78.41	-446.37	1437.41	-1622.77
14	8	DX358	SLU_ENV_NL	Min	90.54	-306.80	42.34	-2124.03	-1622.77
14	8	DX359	SLU_ENV_NL	Min	-34241.43	-11512.82	197.61	-2124.03	1321.33
14	8	DX372	SLU_ENV_NL	Min	-31089.53	-9600.24	-198.37	1437.41	1321.33
15	925	DX166	SLU_ENV_NL	Max	61926.42	16391.84	90940.16	16463.07	17588.87
15	925	SX166	SLU_ENV_NL	Max	58901.75	15466.98	90892.02	16463.07	17431.28
15	925	SX178	SLU_ENV_NL	Max	26836.09	10254.37	35799.86	15843.89	17431.28
15	925	DX178	SLU_ENV_NL	Max	23078.54	9109.65	35848.00	15843.89	17588.87
15	925	DX166	SLU_ENV_NL	Min	-50614.31	-12983.65	-78317.93	-16326.94	-17455.25
15	925	SX166	SLU_ENV_NL	Min	-48639.04	-12411.53	-78587.15	-16326.94	-17600.65
15	925	SX178	SLU_ENV_NL	Min	-37479.94	-13424.16	-19858.39	-15987.17	-17600.65
15	925	DX178	SLU_ENV_NL	Min	-32238.67	-11872.24	-19589.16	-15987.17	-17455.25
16	9	DX374	SLU_ENV_NL	Max	-128.64	-1189.70	-288.10	-1593.89	1850.15
16	9	DX361	SLU_ENV_NL	Max	-8032.01	-3988.30	-769.46	2704.31	1850.15
16	9	DX362	SLU_ENV_NL	Max	113919.14	33896.82	1342.94	2704.31	-1317.23
16	9	DX375	SLU_ENV_NL	Max	112698.73	34358.43	2586.06	-1593.89	-1317.23
16	9	DX374	SLU_ENV_NL	Min	-62915.63	-18785.06	-646.21	-1655.90	1327.98
16	9	DX361	SLU_ENV_NL	Min	-68586.62	-21332.58	-1889.34	1423.40	1327.98
16	9	DX362	SLU_ENV_NL	Min	-43116.50	-13050.83	402.94	1423.40	-1842.13
16	9	DX375	SLU_ENV_NL	Min	-40026.95	-11816.12	884.31	-1655.90	-1842.13
19	10	DX354	SLU_ENV_NL	Max	112245.73	34190.24	1584.18	2479.42	267.64
19	10	DX341	SLU_ENV_NL	Max	114550.89	33673.84	2230.72	427.68	267.64
19	10	DX342	SLU_ENV_NL	Max	-2603.42	-1100.54	315.64	427.68	2629.33
19	10	DX355	SLU_ENV_NL	Max	-8251.60	-3839.05	884.96	2479.42	2629.33
19	10	DX354	SLU_ENV_NL	Min	-42934.36	-13323.73	-411.47	-210.74	-2618.60
19	10	DX341	SLU_ENV_NL	Min	-37885.77	-11134.11	-980.79	-3629.72	-2618.60
19	10	DX342	SLU_ENV_NL	Min	-75809.67	-22762.95	-815.16	-3629.72	-280.77
19	10	DX355	SLU_ENV_NL	Min	-68373.31	-19251.69	-1461.70	-210.74	-280.77
21	11	DX357	SLU_ENV_NL	Max	-32323.05	-7980.22	98.19	132.70	1853.51
21	11	DX344	SLU_ENV_NL	Max	-32626.35	-9657.93	247.45	2263.43	1853.51
21	11	DX345	SLU_ENV_NL	Max	46581.88	14337.68	550.76	2263.43	-98.98
21	11	DX358	SLU_ENV_NL	Max	46111.78	13351.30	188.19	132.70	-98.98
21	11	DX357	SLU_ENV_NL	Min	-32484.31	-10676.87	-710.62	-2046.62	93.63
21	11	DX344	SLU_ENV_NL	Min	-36751.23	-10699.37	-235.04	357.19	93.63
21	11	DX345	SLU_ENV_NL	Min	1634.03	-265.31	-145.04	357.19	-1844.56
21	11	DX358	SLU_ENV_NL	Min	-869.01	372.90	-407.31	-2046.62	-1844.56
22	12	DX358	SLU_ENV_NL	Max	46111.81	13351.31	395.38	2044.03	-98.98
22	12	DX345	SLU_ENV_NL	Max	46582.03	14337.72	145.09	-357.19	-98.98
22	12	DX346	SLU_ENV_NL	Max	-32627.14	-9658.17	235.02	-357.19	1861.78
22	12	DX359	SLU_ENV_NL	Max	-32485.21	-8522.70	709.34	2044.03	1861.78
22	12	DX358	SLU_ENV_NL	Min	1259.88	1012.79	-188.15	-132.70	-1852.76
22	12	DX345	SLU_ENV_NL	Min	3752.31	368.95	-552.09	-2285.26	-1852.76
22	12	DX346	SLU_ENV_NL	Min	-38575.85	-11263.36	-238.13	-2285.26	93.64
22	12	DX359	SLU_ENV_NL	Min	-34117.85	-10677.15	-98.22	-132.70	93.64
24	13	DX361	SLU_ENV_NL	Max	-8251.13	-3838.81	1461.58	210.74	2616.21
24	13	DX348	SLU_ENV_NL	Max	-2603.25	-1100.39	815.14	3626.24	2616.21
24	13	DX349	SLU_ENV_NL	Max	117664.59	34573.49	976.40	3626.24	267.64
24	13	DX362	SLU_ENV_NL	Max	115380.73	35154.95	402.48	210.74	267.64
24	13	DX361	SLU_ENV_NL	Min	-69106.35	-19451.15	-889.51	-2452.04	-280.78
24	13	DX348	SLU_ENV_NL	Min	-76538.40	-22999.01	-315.58	-427.68	-280.78
24	13	DX349	SLU_ENV_NL	Min	-37886.13	-11134.24	-2230.56	-427.68	-2605.21
24	13	DX362	SLU_ENV_NL	Min	-42934.41	-13323.75	-1584.12	-2452.04	-2605.21
27	14	DX341	SLU_ENV_NL	Max	116727.56	36008.78	1459.21	3408.58	698.82
27	14	DX328	SLU_ENV_NL	Max	119740.64	35210.61	809.40	935.47	698.82
27	14	DX329	SLU_ENV_NL	Max	2096.97	1992.69	936.39	935.47	3469.06
27	14	DX342	SLU_ENV_NL	Max	-2191.89	-458.63	580.64	3408.58	3469.06
27	14	DX341	SLU_ENV_NL	Min	-38337.88	-11911.31	-1110.69	-703.88	-3454.22



Autorità Portuale di Taranto
Interventi per il dragaggio di 2,3 M m³ di sedimenti in area Molo Polisettoriale e per la realizzazione di un primo lotto della cassa di colmata funzionale all'ampliamento del V Sporgente del Porto di Taranto

Allegati alla relazione di calcolo strutturale allineamento "BC"

Data 05/2016
Rev. B
c.d.c.: C296A
514B



27	14	DX328	SLU_ENV_NL	Min	-36448.39	-10384.71	-754.94	-4650.83	-3454.22
27	14	DX329	SLU_ENV_NL	Min	-86984.38	-27190.58	-837.88	-4650.83	-709.42
27	14	DX342	SLU_ENV_NL	Min	-77183.15	-22420.58	-188.07	-703.88	-709.42
29	15	DX344	SLU_ENV_NL	Max	-32761.59	-10166.20	145.22	506.00	2418.69
29	15	DX331	SLU_ENV_NL	Max	-31982.36	-8579.94	178.93	2953.42	2418.69
29	15	DX332	SLU_ENV_NL	Max	46426.42	14512.59	141.41	2953.42	220.78
29	15	DX345	SLU_ENV_NL	Max	46256.18	13309.49	521.20	506.00	220.78
29	15	DX344	SLU_ENV_NL	Min	-37921.49	-11151.37	-89.49	-2669.48	-228.21
29	15	DX331	SLU_ENV_NL	Min	-43641.01	-14977.74	-733.46	-17.29	-228.21
29	15	DX332	SLU_ENV_NL	Min	6516.82	1115.19	-357.48	-17.29	-2405.81
29	15	DX345	SLU_ENV_NL	Min	3384.24	2119.89	-127.02	-2669.48	-2405.81
30	16	DX345	SLU_ENV_NL	Max	46256.34	13309.54	127.08	2668.91	220.78
30	16	DX332	SLU_ENV_NL	Max	46426.72	14512.68	346.42	17.30	220.78
30	16	DX333	SLU_ENV_NL	Max	-31982.96	-8580.12	730.24	17.30	2428.74
30	16	DX346	SLU_ENV_NL	Max	-32762.38	-10166.43	89.45	2668.91	2428.74
30	16	DX345	SLU_ENV_NL	Min	5507.73	2758.25	-521.78	-506.02	-2415.81
30	16	DX332	SLU_ENV_NL	Min	8641.47	1751.28	-141.35	-2977.42	-2415.81
30	16	DX333	SLU_ENV_NL	Min	-45489.57	-15522.90	-178.97	-2977.42	-228.22
30	16	DX346	SLU_ENV_NL	Min	-39739.38	-11679.67	-137.96	-506.02	-228.22
32	17	DX348	SLU_ENV_NL	Max	-2191.80	-458.76	188.19	703.87	3451.69
32	17	DX335	SLU_ENV_NL	Max	2097.24	1992.62	837.85	4642.26	3451.69
32	17	DX336	SLU_ENV_NL	Max	122818.19	36104.39	756.40	4642.26	698.82
32	17	DX349	SLU_ENV_NL	Max	119860.60	36992.20	1116.22	703.87	698.82
32	17	DX348	SLU_ENV_NL	Min	-77891.51	-22608.06	-588.06	-3376.28	-709.42
32	17	DX335	SLU_ENV_NL	Min	-87718.23	-27427.84	-947.88	-935.47	-709.42
32	17	DX336	SLU_ENV_NL	Min	-36448.55	-10384.74	-809.54	-935.47	-3436.48
32	17	DX349	SLU_ENV_NL	Min	-38338.23	-11911.40	-1459.20	-3376.28	-3436.48
35	18	DX328	SLU_ENV_NL	Max	122353.09	37724.94	216.36	4205.54	995.21
35	18	DX315	SLU_ENV_NL	Max	126052.76	36619.57	520.08	1290.21	995.21
35	18	DX316	SLU_ENV_NL	Max	4618.34	1751.24	733.86	1290.21	4203.40
35	18	DX329	SLU_ENV_NL	Max	1656.46	-794.97	1146.27	4205.54	4203.40
35	18	DX328	SLU_ENV_NL	Min	-37308.98	-11934.02	-863.75	-1038.36	-4184.76
35	18	DX315	SLU_ENV_NL	Min	-37639.17	-10766.75	-1276.15	-5559.15	-4184.76
35	18	DX316	SLU_ENV_NL	Min	-100011.14	-30708.81	18.25	-5559.15	-1005.10
35	18	DX329	SLU_ENV_NL	Min	-88131.75	-24821.32	-285.47	-1038.36	-1005.10
37	19	DX331	SLU_ENV_NL	Max	-32638.88	-10691.52	192.51	652.63	2818.65
37	19	DX318	SLU_ENV_NL	Max	-31607.52	-9116.32	271.46	3454.34	2818.65
37	19	DX319	SLU_ENV_NL	Max	45781.72	14448.55	637.58	3454.34	347.59
37	19	DX332	SLU_ENV_NL	Max	45818.79	12911.05	221.65	652.63	347.59
37	19	DX331	SLU_ENV_NL	Min	-43624.83	-11192.20	-787.77	-3097.63	-357.22
37	19	DX318	SLU_ENV_NL	Min	-50310.28	-15217.10	-244.17	-168.82	-357.22
37	19	DX319	SLU_ENV_NL	Min	12394.20	2406.08	-215.02	-168.82	-2803.01
37	19	DX332	SLU_ENV_NL	Min	8576.76	3749.39	-421.65	-3097.63	-2803.01
38	20	DX332	SLU_ENV_NL	Max	45819.08	12911.14	406.52	3101.51	347.60
38	20	DX319	SLU_ENV_NL	Max	45781.89	14448.60	214.98	168.83	347.60
38	20	DX320	SLU_ENV_NL	Max	-31608.17	-9116.48	244.18	168.83	2832.68
38	20	DX333	SLU_ENV_NL	Max	-32639.46	-11192.34	785.75	3101.51	2832.68
38	20	DX332	SLU_ENV_NL	Min	10708.29	4390.83	-221.67	-652.65	-2816.94
38	20	DX319	SLU_ENV_NL	Min	14518.64	3041.42	-637.96	-3483.12	-2816.94
38	20	DX320	SLU_ENV_NL	Min	-52213.45	-15811.82	-258.72	-3483.12	-357.23
38	20	DX333	SLU_ENV_NL	Min	-45484.27	-11255.45	-192.47	-652.65	-357.23
40	21	DX335	SLU_ENV_NL	Max	1656.85	-794.68	285.38	1038.36	4184.76
40	21	DX322	SLU_ENV_NL	Max	4618.73	1751.54	-18.16	5548.94	4184.76
40	21	DX323	SLU_ENV_NL	Max	129076.07	37480.37	1281.15	5548.94	995.21
40	21	DX336	SLU_ENV_NL	Max	125445.11	38689.84	868.78	1038.36	995.21
40	21	DX335	SLU_ENV_NL	Min	-88844.54	-25011.25	-1158.05	-4171.85	-1005.10
40	21	DX322	SLU_ENV_NL	Min	-100756.33	-30962.31	-745.68	-1290.21	-1005.10
40	21	DX323	SLU_ENV_NL	Min	-37639.34	-10766.81	-519.99	-1290.21	-4165.68
40	21	DX336	SLU_ENV_NL	Min	-37309.16	-11934.09	-216.44	-4171.85	-4165.68
41	872	DX10	SLU_ENV_NL	Max	131385.53	39356.17	1817.67	1419.00	142.25
41	872	DX23	SLU_ENV_NL	Max	139519.35	41915.30	2417.41	835.78	142.25
41	872	SX23	SLU_ENV_NL	Max	113688.53	34128.01	-1946.37	835.78	350.00
41	872	SX10	SLU_ENV_NL	Max	105415.92	31603.32	-2546.11	1419.00	350.00
41	872	DX10	SLU_ENV_NL	Min	-207056.43	-62090.69	1575.78	-1171.70	-338.21
41	872	DX23	SLU_ENV_NL	Min	-198495.43	-59574.87	-837.48	-944.49	-338.21
41	872	SX23	SLU_ENV_NL	Min	-192893.23	-57930.90	-6625.73	-944.49	-125.85
41	872	SX10	SLU_ENV_NL	Min	-201767.36	-60467.27	-4212.48	-1171.70	-125.85
42	873	DX23	SLU_ENV_NL	Max	139110.64	41528.61	1928.94	2108.52	530.46
42	873	DX36	SLU_ENV_NL	Max	153330.01	46203.59	1778.45	129.68	530.46
42	873	SX36	SLU_ENV_NL	Max	131166.63	39439.10	-5689.85	129.68	1178.17
42	873	SX23	SLU_ENV_NL	Max	113513.06	33964.81	-5539.36	2108.52	1178.17
42	873	DX23	SLU_ENV_NL	Min	-198316.23	-59399.23	-1357.74	-1494.58	-1156.87
42	873	DX36	SLU_ENV_NL	Min	-179545.46	-53959.28	-3519.30	-614.44	-1156.87
42	873	SX36	SLU_ENV_NL	Min	-175750.11	-52935.84	-11003.55	-614.44	-508.10
42	873	SX23	SLU_ENV_NL	Min	-192481.33	-57533.59	-8842.00	-1494.58	-508.10
43	22	DX315	SLU_ENV_NL	Max	129313.03	40271.39	1231.67	4752.76	1470.48
43	22	DX302	SLU_ENV_NL	Max	134336.99	39126.91	1407.61	1864.07	1470.48
43	22	DX303	SLU_ENV_NL	Max	11391.87	4262.70	1023.18	1864.07	4731.88
43	22	DX316	SLU_ENV_NL	Max	4757.38	278.59	591.66	4752.76	4731.88
43	22	DX315	SLU_ENV_NL	Min	-38707.92	-12393.13	-1120.84	-1578.46	-4711.42
43	22	DX302	SLU_ENV_NL	Min	-37254.54	-10270.46	-689.32	-6240.21	-4711.42



Autorità Portuale di Taranto
Interventi per il dragaggio di 2,3 M³ di sedimenti in area Molo Polisettoriale e per la realizzazione di un primo lotto della cassa di colmata funzionale all'ampliamento del V Sporgente del Porto di Taranto

Allegati alla relazione di calcolo strutturale allineamento "BC"

Data 05/2016
Rev. B
c.d.c.: C296A
514B



43	22	DX303	SLU_ENV_NL	Min	-114285.40	-35913.06	-659.76	-6240.21	-1486.75
43	22	DX316	SLU_ENV_NL	Min	-101777.54	-29381.03	-835.70	-1578.46	-1486.75
44	874	DX36	SLU_ENV_NL	Max	152545.18	45457.21	-84.72	2568.63	995.13
44	874	DX49	SLU_ENV_NL	Max	153781.64	46440.84	896.35	-207.15	995.13
44	874	SX49	SLU_ENV_NL	Max	133544.77	40238.10	-2209.86	-207.15	1733.51
44	874	SX36	SLU_ENV_NL	Max	130758.49	39052.87	-3190.93	2568.63	1733.51
44	874	DX36	SLU_ENV_NL	Min	-179134.20	-53562.66	-6862.30	-1885.32	-1724.86
44	874	DX49	SLU_ENV_NL	Min	-174217.72	-52442.92	-8590.22	-362.20	-1724.86
44	874	SX49	SLU_ENV_NL	Min	-170005.72	-51310.59	-11579.51	-362.20	-985.12
44	874	SX36	SLU_ENV_NL	Min	-174962.41	-52179.85	-9851.60	-1885.32	-985.12
45	23	DX318	SLU_ENV_NL	Max	-31727.72	-10278.53	254.38	992.24	2936.79
45	23	DX305	SLU_ENV_NL	Max	-29939.81	-7475.13	167.25	3634.73	2936.79
45	23	DX306	SLU_ENV_NL	Max	44621.73	14375.79	154.38	3634.73	643.65
45	23	DX319	SLU_ENV_NL	Max	44961.76	12476.87	702.44	992.24	643.65
45	23	DX318	SLU_ENV_NL	Min	-51662.09	-15088.90	-151.20	-3188.53	-656.18
45	23	DX305	SLU_ENV_NL	Min	-58740.62	-20422.18	-966.45	-522.70	-656.18
45	23	DX306	SLU_ENV_NL	Min	18449.41	4211.25	-518.40	-522.70	-2917.64
45	23	DX319	SLU_ENV_NL	Min	14882.56	6066.38	-164.07	-3188.53	-2917.64
46	24	DX319	SLU_ENV_NL	Max	44961.92	12476.92	164.11	3195.50	643.67
46	24	DX306	SLU_ENV_NL	Max	44622.04	14375.89	502.90	522.73	643.67
46	24	DX307	SLU_ENV_NL	Max	-29940.24	-7475.31	965.33	522.73	2953.59
46	24	DX320	SLU_ENV_NL	Max	-31728.39	-10278.79	151.12	3195.50	2953.59
46	24	DX319	SLU_ENV_NL	Min	17015.92	6708.51	-703.75	-992.28	-2934.35
46	24	DX306	SLU_ENV_NL	Min	20584.34	4849.60	-154.29	-3666.90	-2934.35
46	24	DX307	SLU_ENV_NL	Min	-60690.35	-20994.88	-167.28	-3666.90	-656.20
46	24	DX320	SLU_ENV_NL	Min	-53557.54	-15634.94	-241.32	-992.28	-656.20
48	25	DX322	SLU_ENV_NL	Max	4757.65	278.48	835.76	1578.46	4710.27
48	25	DX309	SLU_ENV_NL	Max	11392.03	4262.56	659.64	6226.35	4710.27
48	25	DX310	SLU_ENV_NL	Max	137280.06	39969.13	709.34	6226.35	1470.48
48	25	DX323	SLU_ENV_NL	Max	132360.63	41238.63	1137.00	1578.46	1470.48
48	25	DX322	SLU_ENV_NL	Min	-102491.50	-29555.93	-612.55	-4715.69	-1486.76
48	25	DX309	SLU_ENV_NL	Min	-115066.97	-36163.04	-1040.21	-1864.07	-1486.76
48	25	DX310	SLU_ENV_NL	Min	-37254.83	-10270.53	-1407.67	-1864.07	-4689.28
48	25	DX323	SLU_ENV_NL	Min	-38708.08	-12393.17	-1231.54	-4715.69	-4689.28
51	26	DX302	SLU_ENV_NL	Max	137855.86	42839.23	1244.81	5197.13	2027.15
51	26	DX289	SLU_ENV_NL	Max	142072.86	40960.43	1208.90	2538.00	2027.15
51	26	DX290	SLU_ENV_NL	Max	18968.78	6891.69	1127.10	2538.00	5178.45
51	26	DX303	SLU_ENV_NL	Max	11564.84	2071.93	1488.71	5197.13	5178.45
51	26	DX302	SLU_ENV_NL	Min	-38852.31	-12829.03	-1162.91	-2203.44	-5152.95
51	26	DX289	SLU_ENV_NL	Min	-38510.43	-10614.76	-1524.52	-6829.68	-5152.95
51	26	DX290	SLU_ENV_NL	Min	-130845.09	-40415.78	-653.71	-6829.68	-2045.89
51	26	DX303	SLU_ENV_NL	Min	-115734.37	-32725.72	-617.80	-2203.44	-2045.89
53	27	DX305	SLU_ENV_NL	Max	-30652.60	-11086.78	276.36	1318.61	2888.65
53	27	DX292	SLU_ENV_NL	Max	-28031.26	-7518.53	497.94	3617.46	2888.65
53	27	DX293	SLU_ENV_NL	Max	42853.99	14062.41	789.99	3617.46	930.40
53	27	DX306	SLU_ENV_NL	Max	43453.26	11716.60	193.83	1318.61	930.40
53	27	DX305	SLU_ENV_NL	Min	-58311.93	-14301.59	-872.24	-3091.96	-946.16
53	27	DX292	SLU_ENV_NL	Min	-65275.17	-19792.96	-146.30	-868.50	-946.16
53	27	DX293	SLU_ENV_NL	Min	24729.29	5673.57	-228.83	-868.50	-2868.10
53	27	DX306	SLU_ENV_NL	Min	20961.33	7892.68	-580.19	-3091.96	-2868.10
54	28	DX306	SLU_ENV_NL	Max	43453.55	11716.68	557.43	3106.07	930.43
54	28	DX293	SLU_ENV_NL	Max	42854.08	14062.44	228.78	868.54	930.43
54	28	DX294	SLU_ENV_NL	Max	-28031.70	-7518.60	146.33	868.54	2911.84
54	28	DX307	SLU_ENV_NL	Max	-30652.97	-11086.85	875.95	3106.07	2911.84
54	28	DX306	SLU_ENV_NL	Min	23107.89	8539.78	-193.84	-1318.66	-2891.14
54	28	DX293	SLU_ENV_NL	Min	26860.90	6309.93	-799.73	-3657.31	-2891.14
54	28	DX294	SLU_ENV_NL	Min	-67322.06	-20431.31	-481.21	-3657.31	-946.19
54	28	DX307	SLU_ENV_NL	Min	-60276.11	-14892.44	-276.29	-1318.66	-946.19
56	29	DX309	SLU_ENV_NL	Max	11565.12	2072.20	617.80	2203.44	5158.04
56	29	DX296	SLU_ENV_NL	Max	18969.38	6892.07	653.89	6817.08	5158.04
56	29	DX297	SLU_ENV_NL	Max	144928.86	41761.93	1532.69	6817.08	2027.15
56	29	DX310	SLU_ENV_NL	Max	140818.83	43774.20	1184.11	2203.44	2027.15
56	29	DX309	SLU_ENV_NL	Min	-116497.02	-32939.04	-1504.10	-5161.54	-2045.89
56	29	DX296	SLU_ENV_NL	Min	-131677.71	-40716.49	-1155.52	-2538.00	-2045.89
56	29	DX297	SLU_ENV_NL	Min	-38510.41	-10614.77	-1208.91	-2538.00	-5131.95
56	29	DX310	SLU_ENV_NL	Min	-38852.61	-12829.13	-1245.00	-5161.54	-5131.95
59	30	DX289	SLU_ENV_NL	Max	146116.61	45807.35	1705.75	5467.48	2672.71
59	30	DX276	SLU_ENV_NL	Max	157969.16	45699.07	2138.68	3325.74	2672.71
59	30	DX277	SLU_ENV_NL	Max	29943.50	10183.68	430.74	3325.74	5476.39
59	30	DX290	SLU_ENV_NL	Max	19151.79	3768.94	-1099.17	5467.48	5476.39
59	30	DX289	SLU_ENV_NL	Min	-40471.70	-13419.55	608.77	-2926.42	-5459.40
59	30	DX276	SLU_ENV_NL	Min	-39217.66	-10313.32	2108.71	-7262.91	-5459.40
59	30	DX277	SLU_ENV_NL	Min	-141772.31	-45832.83	-928.22	-7262.91	-2698.08
59	30	DX290	SLU_ENV_NL	Min	-133179.77	-39565.80	-1331.17	-2926.42	-2698.08
61	31	DX292	SLU_ENV_NL	Max	-28245.99	-9951.06	681.60	1679.04	2546.64
61	31	DX279	SLU_ENV_NL	Max	-24906.79	-5351.37	164.64	3259.32	2546.64
61	31	DX280	SLU_ENV_NL	Max	40442.03	13737.37	110.92	3259.32	1250.88
61	31	DX293	SLU_ENV_NL	Max	41365.38	10817.16	850.47	1679.04	1250.88
61	31	DX292	SLU_ENV_NL	Min	-66470.17	-19429.26	-94.84	-2648.64	-1270.92
61	31	DX279	SLU_ENV_NL	Min	-72571.35	-25544.46	-906.06	-1260.08	-1270.92
61	31	DX280	SLU_ENV_NL	Min	30271.00	7271.05	-737.19	-1260.08	-2522.44



Autorità Portuale di Taranto
Interventi per il dragaggio di 2,3 M³ di sedimenti in area Molo Polisettoriale e per la realizzazione di un primo lotto della cassa di colmata funzionale all'ampliamento del V Sporgente del Porto di Taranto

Allegati alla relazione di calcolo strutturale allineamento "BC"

Data 05/2016
Rev. B
c.d.c.: C296A
514B



61	31	DX293	SLU_ENV_NL	Min	27402.10	10235.89	-148.55	-2648.64	-2522.44
62	32	DX293	SLU_ENV_NL	Max	41365.45	10883.44	148.60	2668.59	1250.91
62	32	DX280	SLU_ENV_NL	Max	40442.23	13737.43	710.07	1260.13	1250.91
62	32	DX281	SLU_ENV_NL	Max	-24906.93	-5351.45	909.00	1260.13	2575.09
62	32	DX294	SLU_ENV_NL	Max	-28246.44	-9951.23	94.76	2668.59	2575.09
62	32	DX293	SLU_ENV_NL	Min	29548.91	10817.17	-861.78	-1679.10	-2550.76
62	32	DX280	SLU_ENV_NL	Min	32413.81	7910.39	-110.84	-3305.60	-2550.76
62	32	DX281	SLU_ENV_NL	Min	-74717.55	-26175.82	-164.68	-3305.60	-1270.95
62	32	DX294	SLU_ENV_NL	Min	-68513.48	-20016.16	-662.85	-1679.10	-1270.95
64	33	DX296	SLU_ENV_NL	Max	19152.27	3768.93	1331.13	2926.43	5455.08
64	33	DX283	SLU_ENV_NL	Max	29943.56	10183.52	928.01	7249.21	5455.08
64	33	DX284	SLU_ENV_NL	Max	160850.84	46513.34	-2108.64	7249.21	2672.72
64	33	DX297	SLU_ENV_NL	Max	149002.40	46733.53	-629.97	2926.43	2672.72
64	33	DX296	SLU_ENV_NL	Min	-133974.39	-39765.18	1101.21	-5431.04	-2698.09
64	33	DX283	SLU_ENV_NL	Min	-142543.33	-46090.06	-428.69	-3325.75	-2698.09
64	33	DX284	SLU_ENV_NL	Min	-39218.13	-10313.45	-2159.86	-3325.75	-5437.64
64	33	DX297	SLU_ENV_NL	Min	-40471.68	-13419.53	-1705.53	-5431.04	-5437.64
67	34	DX276	SLU_ENV_NL	Max	202093.10	62541.20	2297.82	4404.35	2576.56
67	34	DX263	SLU_ENV_NL	Max	212669.24	61547.48	1346.88	3381.30	2576.56
67	34	DX264	SLU_ENV_NL	Max	46647.17	17049.59	-1179.03	3381.30	5085.90
67	34	DX277	SLU_ENV_NL	Max	38442.30	11111.15	-78.70	4404.35	5085.90
67	34	DX276	SLU_ENV_NL	Min	-51809.62	-17188.59	2015.52	-2653.44	-5064.52
67	34	DX263	SLU_ENV_NL	Min	-50894.65	-13847.16	703.43	-7411.79	-5064.52
67	34	DX264	SLU_ENV_NL	Min	-183014.34	-55847.62	-1390.79	-7411.79	-2607.47
67	34	DX277	SLU_ENV_NL	Min	-178160.74	-50420.76	-228.09	-2653.44	-2607.47
69	35	DX279	SLU_ENV_NL	Max	-31962.51	-11641.95	77.94	1419.03	1999.38
69	35	DX266	SLU_ENV_NL	Max	-29527.94	-7172.94	1055.42	2827.52	1999.38
69	35	DX267	SLU_ENV_NL	Max	48495.35	16287.62	899.10	2827.52	940.38
69	35	DX280	SLU_ENV_NL	Max	48601.10	14034.60	90.56	1419.03	940.38
69	35	DX279	SLU_ENV_NL	Min	-89257.49	-22821.43	-669.00	-1797.75	-966.69
69	35	DX266	SLU_ENV_NL	Min	-93209.90	-28332.94	-121.06	-803.64	-966.69
69	35	DX267	SLU_ENV_NL	Min	42306.18	10472.62	-108.44	-803.64	-1969.15
69	35	DX280	SLU_ENV_NL	Min	40598.53	12856.26	-825.32	-1797.75	-1969.15
70	36	DX280	SLU_ENV_NL	Max	48601.31	14850.67	793.03	1817.75	940.40
70	36	DX267	SLU_ENV_NL	Max	48495.23	16287.59	108.33	803.68	940.40
70	36	DX268	SLU_ENV_NL	Max	-29528.26	-7172.97	121.11	803.68	2034.81
70	36	DX281	SLU_ENV_NL	Max	-31962.61	-11641.92	663.61	1817.75	2034.81
70	36	DX280	SLU_ENV_NL	Min	43298.43	12856.32	-90.62	-1419.08	-2004.34
70	36	DX267	SLU_ENV_NL	Min	44998.05	11274.08	-896.88	-2889.88	-2004.34
70	36	DX268	SLU_ENV_NL	Min	-96018.04	-29226.09	-1026.29	-2889.88	-966.72
70	36	DX281	SLU_ENV_NL	Min	-91970.62	-23657.49	-77.84	-1419.08	-966.72
72	37	DX283	SLU_ENV_NL	Max	38442.49	11111.33	217.91	2653.44	5068.95
72	37	DX270	SLU_ENV_NL	Max	46647.99	17049.98	1391.02	7409.30	5068.95
72	37	DX271	SLU_ENV_NL	Max	216259.04	62563.68	-703.58	7409.30	2576.56
72	37	DX284	SLU_ENV_NL	Max	205720.14	63675.34	-2015.80	2653.44	2576.56
72	37	DX283	SLU_ENV_NL	Min	-179090.74	-50662.87	78.80	-4366.60	-2607.47
72	37	DX270	SLU_ENV_NL	Min	-183965.70	-56171.88	1172.99	-3381.31	-2607.47
72	37	DX271	SLU_ENV_NL	Min	-50894.62	-13847.15	-1353.37	-3381.31	-5046.90
72	37	DX284	SLU_ENV_NL	Min	-51810.21	-17188.79	-2308.44	-4366.60	-5046.90
75	38	DX263	SLU_ENV_NL	Max	217589.53	67699.09	842.73	4949.35	2719.76
75	38	DX250	SLU_ENV_NL	Max	223188.32	64893.31	2077.91	3587.78	2719.76
75	38	DX251	SLU_ENV_NL	Max	55484.38	16998.33	735.50	3587.78	5639.49
75	38	DX264	SLU_ENV_NL	Max	46304.46	10882.16	543.84	4949.35	5639.49
75	38	DX263	SLU_ENV_NL	Min	-53538.53	-17635.01	-466.17	-2782.20	-5604.94
75	38	DX250	SLU_ENV_NL	Min	-52517.51	-13998.46	-274.51	-8140.34	-5604.94
75	38	DX251	SLU_ENV_NL	Min	-197139.32	-61035.12	-326.65	-8140.34	-2752.25
75	38	DX264	SLU_ENV_NL	Min	-185375.95	-53470.31	-1561.83	-2782.20	-2752.25
77	39	DX266	SLU_ENV_NL	Max	-30198.00	-10607.91	1241.67	752.14	1429.06
77	39	DX253	SLU_ENV_NL	Max	-28777.98	-6297.08	117.44	2193.12	1429.06
77	39	DX254	SLU_ENV_NL	Max	47718.94	16036.58	187.00	2193.12	376.25
77	39	DX267	SLU_ENV_NL	Max	46957.40	15509.55	1035.33	752.14	376.25
77	39	DX266	SLU_ENV_NL	Min	-94076.27	-28092.01	-210.71	-1102.43	-402.85
77	39	DX253	SLU_ENV_NL	Min	-96839.12	-33539.83	-878.29	-155.89	-402.85
77	39	DX254	SLU_ENV_NL	Min	45400.90	11801.58	-1084.62	-155.89	-1398.55
77	39	DX267	SLU_ENV_NL	Min	44755.91	12362.57	-141.16	-1102.43	-1398.55
78	40	DX267	SLU_ENV_NL	Max	47478.20	16334.08	141.17	1137.33	376.27
78	40	DX254	SLU_ENV_NL	Max	48116.80	16036.57	1037.66	155.92	376.27
78	40	DX255	SLU_ENV_NL	Max	-28778.13	-6297.17	875.57	155.92	1477.75
78	40	DX268	SLU_ENV_NL	Max	-30198.34	-10608.06	210.63	1137.33	1477.75
78	40	DX267	SLU_ENV_NL	Min	46957.26	12362.52	-1040.64	-752.17	-1446.99
78	40	DX254	SLU_ENV_NL	Min	47718.92	12608.50	-186.94	-2271.45	-1446.99
78	40	DX255	SLU_ENV_NL	Min	-99789.10	-34384.30	-117.48	-2271.45	-402.87
78	40	DX268	SLU_ENV_NL	Min	-96874.79	-28874.78	-1202.73	-752.17	-402.87
79	875	DX49	SLU_ENV_NL	Max	152742.76	45449.19	-117.28	2861.50	1427.19
79	875	DX62	SLU_ENV_NL	Max	150261.04	45451.95	1138.41	176.56	1427.19
79	875	SX62	SLU_ENV_NL	Max	131695.91	39762.69	1830.45	176.56	2099.05
79	875	SX49	SLU_ENV_NL	Max	132889.08	39612.81	574.77	2861.50	2099.05
79	875	DX49	SLU_ENV_NL	Min	-173561.09	-51814.45	-11957.14	-2242.52	-2100.04
79	875	DX62	SLU_ENV_NL	Min	-171683.62	-51758.97	-13731.79	-697.06	-2100.04
79	875	SX62	SLU_ENV_NL	Min	-166930.78	-50452.59	-12537.58	-697.06	-1427.32
79	875	SX49	SLU_ENV_NL	Min	-168966.10	-50316.48	-10762.94	-2242.52	-1427.32



Autorità Portuale di Taranto
Interventi per il dragaggio di 2,3 M m³ di sedimenti in area Molo Polisettoriale e per la realizzazione di un primo lotto della cassa di colmata funzionale all'ampliamento del V Sporgente del Porto di Taranto

Allegati alla relazione di calcolo strutturale allineamento "BC"

Data 05/2016
Rev. B
c.d.c.: C296A
514B

80	41	DX270	SLU_ENV_NL	Max	46305.23	10882.34	1561.70	2782.22	5620.70
80	41	DX257	SLU_ENV_NL	Max	55484.58	16998.32	326.45	8135.43	5620.70
80	41	DX258	SLU_ENV_NL	Max	226644.52	65874.56	320.26	8135.43	2719.78
80	41	DX271	SLU_ENV_NL	Max	221213.39	68855.32	499.93	2782.22	2719.78
80	41	DX270	SLU_ENV_NL	Min	-186285.31	-53681.03	-588.62	-4909.33	-2752.27
80	41	DX257	SLU_ENV_NL	Min	-198209.77	-61374.59	-768.29	-3587.81	-2752.27
80	41	DX258	SLU_ENV_NL	Min	-52518.12	-13998.62	-2077.75	-3587.81	-5585.14
80	41	DX271	SLU_ENV_NL	Min	-53538.49	-17634.98	-842.50	-4909.33	-5585.14
83	42	DX250	SLU_ENV_NL	Max	228170.73	70522.35	2026.15	5036.54	3117.54
83	42	DX237	SLU_ENV_NL	Max	232825.44	67459.07	634.58	4103.11	3117.54
83	42	DX238	SLU_ENV_NL	Max	66771.54	23168.15	1044.83	4103.11	5798.78
83	42	DX251	SLU_ENV_NL	Max	57085.42	16760.88	1046.62	5036.54	5798.78
83	42	DX250	SLU_ENV_NL	Min	-55544.81	-18515.16	-794.74	-3193.83	-5762.61
83	42	DX237	SLU_ENV_NL	Min	-55196.44	-14953.09	-796.53	-8422.13	-5762.61
83	42	DX238	SLU_ENV_NL	Min	-212994.50	-65761.68	-1693.55	-8422.13	-3150.75
83	42	DX251	SLU_ENV_NL	Min	-199512.32	-57966.12	-301.98	-3193.83	-3150.75
85	43	DX253	SLU_ENV_NL	Max	-30176.56	-11150.32	56.16	284.45	239.26
85	43	DX240	SLU_ENV_NL	Max	-29618.71	-7346.69	1295.94	813.55	239.26
85	43	DX241	SLU_ENV_NL	Max	47849.91	15999.42	879.96	813.55	-106.65
85	43	DX254	SLU_ENV_NL	Max	46929.40	15472.71	181.82	284.45	-106.65
85	43	DX253	SLU_ENV_NL	Min	-94562.32	-24526.62	-576.00	189.33	81.87
85	43	DX240	SLU_ENV_NL	Min	-95021.68	-28511.23	-238.76	409.05	81.87
85	43	DX241	SLU_ENV_NL	Min	46442.19	12090.16	-113.09	409.05	-214.72
85	43	DX254	SLU_ENV_NL	Min	46559.59	12363.39	-991.98	189.33	-214.72
86	44	DX254	SLU_ENV_NL	Max	49688.57	16312.22	938.51	-189.35	-106.64
86	44	DX241	SLU_ENV_NL	Max	49193.33	15999.32	112.98	-409.04	-106.64
86	44	DX242	SLU_ENV_NL	Max	-29619.13	-7346.77	238.83	-409.04	309.93
86	44	DX255	SLU_ENV_NL	Max	-30176.67	-11150.32	579.11	-189.35	309.93
86	44	DX254	SLU_ENV_NL	Min	46559.56	12363.38	-181.90	-225.09	-284.97
86	44	DX241	SLU_ENV_NL	Min	47849.57	12903.74	-883.45	-918.46	-284.97
86	44	DX242	SLU_ENV_NL	Min	-98234.04	-29548.09	-1242.85	-918.46	81.86
86	44	DX255	SLU_ENV_NL	Min	-97573.62	-25463.86	-56.06	-225.09	81.86
88	45	DX257	SLU_ENV_NL	Max	57085.65	16760.95	302.10	3193.84	5790.22
88	45	DX244	SLU_ENV_NL	Max	66772.28	23168.39	1693.69	8429.14	5790.22
88	45	DX245	SLU_ENV_NL	Max	236154.32	68388.21	827.41	8429.14	3117.55
88	45	DX258	SLU_ENV_NL	Max	231658.66	71627.72	840.98	3193.84	3117.55
88	45	DX257	SLU_ENV_NL	Min	-200562.02	-58254.78	-1077.89	-5008.33	-3150.76
88	45	DX244	SLU_ENV_NL	Min	-214216.13	-66195.75	-1091.45	-4103.12	-3150.76
88	45	DX245	SLU_ENV_NL	Min	-55196.58	-14953.13	-634.73	-4103.12	-5752.97
88	45	DX258	SLU_ENV_NL	Min	-55545.43	-18515.37	-2026.32	-5008.33	-5752.97
91	46	DX237	SLU_ENV_NL	Max	238008.29	73710.59	1193.71	4707.64	3839.04
91	46	DX224	SLU_ENV_NL	Max	244766.71	71450.43	2871.15	5000.40	3839.04
91	46	DX225	SLU_ENV_NL	Max	80182.76	23791.32	1030.14	5000.40	5599.23
91	46	DX238	SLU_ENV_NL	Max	66834.84	16658.97	309.67	4707.64	5599.23
91	46	DX237	SLU_ENV_NL	Min	-58525.66	-19330.33	-343.97	-3981.11	-5570.07
91	46	DX224	SLU_ENV_NL	Min	-57440.99	-15265.92	376.51	-8294.58	-5570.07
91	46	DX225	SLU_ENV_NL	Min	-227018.30	-70110.69	-788.40	-8294.58	-3876.34
91	46	DX238	SLU_ENV_NL	Min	-215657.99	-63615.35	-2465.84	-3981.11	-3876.34
91	47	DX240	SLU_ENV_NL	Max	-30759.98	-10550.04	1826.69	2427.51	404.39
93	47	DX227	SLU_ENV_NL	Max	-30924.91	-6983.01	112.41	790.75	404.39
93	47	DX228	SLU_ENV_NL	Max	48841.30	16149.69	266.25	790.75	1630.83
93	47	DX241	SLU_ENV_NL	Max	47017.44	15313.56	1049.10	2427.51	1630.83
93	47	DX240	SLU_ENV_NL	Min	-94778.60	-29247.16	-289.08	-179.41	-1612.28
93	47	DX227	SLU_ENV_NL	Min	-91250.20	-31724.29	-633.94	-1352.31	-1612.28
93	47	DX228	SLU_ENV_NL	Min	44105.06	12221.69	-1411.53	-1352.31	-428.02
93	47	DX241	SLU_ENV_NL	Min	46945.34	12623.65	-135.24	-179.41	-428.02
94	48	DX241	SLU_ENV_NL	Max	49756.00	16171.30	135.29	179.40	1539.34
94	48	DX228	SLU_ENV_NL	Max	48841.19	16149.66	1330.95	1221.49	1539.34
94	48	DX229	SLU_ENV_NL	Max	-30925.12	-6983.10	641.90	1221.49	404.38
94	48	DX242	SLU_ENV_NL	Max	-30760.41	-10550.19	288.99	179.40	404.38
94	48	DX241	SLU_ENV_NL	Min	47017.09	12623.54	-1065.68	-2344.55	-428.01
94	48	DX228	SLU_ENV_NL	Min	46904.02	13046.84	-266.19	-790.76	-428.01
94	48	DX229	SLU_ENV_NL	Min	-94760.71	-32712.97	-112.49	-790.76	-1520.32
94	48	DX242	SLU_ENV_NL	Min	-97990.28	-30127.52	-1754.74	-2344.55	-1520.32
96	49	DX244	SLU_ENV_NL	Max	66835.59	16659.21	2465.72	3981.13	5598.45
96	49	DX231	SLU_ENV_NL	Max	80183.16	23791.45	788.29	8310.80	5598.45
96	49	DX232	SLU_ENV_NL	Max	248001.03	72360.85	-329.68	8310.80	3839.07
96	49	DX245	SLU_ENV_NL	Max	241382.54	74792.00	374.64	3981.13	3839.07
96	49	DX244	SLU_ENV_NL	Min	-216835.17	-63902.28	-356.75	-4688.39	-3876.37
96	49	DX231	SLU_ENV_NL	Min	-228384.14	-70537.76	-1061.07	-5000.43	-3876.37
96	49	DX232	SLU_ENV_NL	Min	-57441.57	-15266.09	-2871.03	-5000.43	-5568.25
96	49	DX245	SLU_ENV_NL	Min	-58525.81	-19330.36	-1193.59	-4688.39	-5568.25
99	50	DX224	SLU_ENV_NL	Max	249616.75	76792.54	2474.86	4458.80	4912.45
99	50	DX211	SLU_ENV_NL	Max	252454.44	73560.39	467.80	6331.38	4912.45
99	50	DX212	SLU_ENV_NL	Max	97230.02	32908.75	1383.96	6331.38	5472.12
99	50	DX225	SLU_ENV_NL	Max	83191.26	25325.47	2135.94	4458.80	5472.12
99	50	DX224	SLU_ENV_NL	Min	-61590.28	-20602.70	-1013.90	-5149.03	-5437.91
99	50	DX211	SLU_ENV_NL	Min	-63042.60	-17044.79	-1765.88	-8241.62	-5437.91
99	50	DX212	SLU_ENV_NL	Min	-244684.41	-73712.08	-2587.37	-8241.62	-4949.56
99	50	DX225	SLU_ENV_NL	Min	-229235.05	-66675.13	-580.31	-5149.03	-4949.56
101	51	DX227	SLU_ENV_NL	Max	-32774.49	-11920.34	48.18	4926.95	724.13



101	51	DX214	SLU_ENV_NL	Max	-33669.99	-8953.10	1756.83	1176.30	724.13
101	51	DX215	SLU_ENV_NL	Max	50279.75	16471.23	742.69	1176.30	3820.44
101	51	DX228	SLU_ENV_NL	Max	48326.38	13205.36	315.33	4926.95	3820.44
101	51	DX227	SLU_ENV_NL	Min	-87024.13	-23076.73	-199.32	-535.83	-3812.41
101	51	DX214	SLU_ENV_NL	Min	-79514.29	-22906.39	-444.23	-3969.04	-3812.41
101	51	DX215	SLU_ENV_NL	Min	37577.47	10516.54	-177.08	-3969.04	-744.89
101	51	DX228	SLU_ENV_NL	Min	42735.50	13095.84	-1213.46	-535.83	-744.89
102	52	DX228	SLU_ENV_NL	Max	48326.28	13980.76	1125.23	535.83	3692.29
102	52	DX215	SLU_ENV_NL	Max	50279.35	16471.11	176.97	3793.39	3692.29
102	52	DX216	SLU_ENV_NL	Max	-33670.53	-8953.24	444.31	3793.39	724.13
102	52	DX229	SLU_ENV_NL	Max	-32774.69	-11920.38	217.12	535.83	724.13
102	52	DX228	SLU_ENV_NL	Min	45615.38	13205.33	-315.43	-4803.18	-744.89
102	52	DX215	SLU_ENV_NL	Min	40453.33	11358.35	-761.67	-1176.31	-744.89
102	52	DX216	SLU_ENV_NL	Min	-83510.98	-24205.29	-1669.79	-1176.31	-3683.57
102	52	DX229	SLU_ENV_NL	Min	-90641.42	-24211.40	-48.09	-4803.18	-3683.57
104	53	DX231	SLU_ENV_NL	Max	83191.66	25325.55	580.44	5149.05	5492.38
104	53	DX218	SLU_ENV_NL	Max	97230.86	32908.99	2587.48	8282.71	5492.38
104	53	DX219	SLU_ENV_NL	Max	255590.19	74430.30	1801.24	8282.71	4912.47
104	53	DX232	SLU_ENV_NL	Max	252898.52	77835.24	1068.80	5149.05	4912.47
104	53	DX231	SLU_ENV_NL	Min	-230596.25	-67060.89	-2174.94	-4463.53	-4949.58
104	53	DX218	SLU_ENV_NL	Min	-246286.63	-74268.00	-1442.50	-6331.41	-4949.58
104	53	DX219	SLU_ENV_NL	Min	-63042.82	-17044.86	-467.94	-6331.41	-5457.03
104	53	DX232	SLU_ENV_NL	Min	-61590.90	-20602.91	-2474.99	-4463.53	-5457.03
107	54	DX211	SLU_ENV_NL	Max	257367.20	79291.35	1368.87	4127.55	6559.45
107	54	DX198	SLU_ENV_NL	Max	263964.70	77393.15	4140.56	8348.64	6559.45
107	54	DX199	SLU_ENV_NL	Max	119173.90	34125.19	2368.01	8348.64	5272.55
107	54	DX212	SLU_ENV_NL	Max	98204.76	24941.55	212.81	4127.55	5272.55
107	54	DX211	SLU_ENV_NL	Min	-68080.73	-22622.23	-872.17	-6975.66	-5249.41
107	54	DX198	SLU_ENV_NL	Min	-68778.49	-18254.02	1283.03	-8121.10	-5249.41
107	54	DX199	SLU_ENV_NL	Min	-260495.89	-80943.31	-1214.72	-8121.10	-6604.59
107	54	DX212	SLU_ENV_NL	Min	-248533.20	-75896.49	-3986.41	-6975.66	-6604.59
109	55	DX214	SLU_ENV_NL	Max	-34874.58	-11341.45	2617.69	8141.99	792.53
109	55	DX201	SLU_ENV_NL	Max	-35921.97	-8342.93	269.13	1271.47	792.53
109	55	DX202	SLU_ENV_NL	Max	52349.02	16915.36	432.99	1271.47	6651.07
109	55	DX215	SLU_ENV_NL	Max	49958.25	13772.63	863.32	8141.99	6651.07
109	55	DX214	SLU_ENV_NL	Min	-77067.01	-25072.93	-399.52	-599.75	-6652.66
109	55	DX201	SLU_ENV_NL	Min	-63213.37	-22484.59	47.86	-7363.34	-6652.66
109	55	DX202	SLU_ENV_NL	Min	25992.91	8093.15	-1706.51	-7363.34	-812.99
109	55	DX215	SLU_ENV_NL	Min	34386.26	10203.33	-235.66	-599.75	-812.99
110	56	DX215	SLU_ENV_NL	Max	49957.86	13772.52	235.72	599.75	6485.23
110	56	DX202	SLU_ENV_NL	Max	52348.92	16915.33	1567.09	7141.42	6485.23
110	56	DX203	SLU_ENV_NL	Max	-35922.29	-8343.05	-10.20	7141.42	792.53
110	56	DX216	SLU_ENV_NL	Max	-34875.15	-11341.64	399.42	599.75	792.53
110	56	DX215	SLU_ENV_NL	Min	37371.21	11124.81	-911.75	-7976.54	-812.99
110	56	DX202	SLU_ENV_NL	Min	28940.48	8951.43	-432.91	-1271.49	-812.99
110	56	DX203	SLU_ENV_NL	Min	-67808.66	-23767.80	-269.21	-1271.49	-6485.98
110	56	DX216	SLU_ENV_NL	Min	-81087.01	-26165.61	-2489.04	-7976.54	-6485.98
112	57	DX218	SLU_ENV_NL	Max	98205.64	24941.85	3986.31	6975.70	5311.69
112	57	DX205	SLU_ENV_NL	Max	119174.54	34125.41	1214.63	8184.91	5311.69
112	57	DX206	SLU_ENV_NL	Max	267061.34	78267.62	-1222.57	8184.91	6559.48
112	57	DX219	SLU_ENV_NL	Max	260568.51	80315.92	905.69	6975.70	6559.48
112	57	DX218	SLU_ENV_NL	Min	-250107.32	-76294.85	-273.43	-4153.69	-6604.62
112	57	DX205	SLU_ENV_NL	Min	-262341.97	-81497.44	-2401.70	-8348.69	-6604.62
112	57	DX206	SLU_ENV_NL	Min	-68779.09	-18254.18	-4140.46	-8348.69	-5287.54
112	57	DX219	SLU_ENV_NL	Min	-68080.97	-22622.30	-1368.79	-4153.69	-5287.54
115	58	DX198	SLU_ENV_NL	Max	268682.33	82333.65	3302.10	4193.59	8850.13
115	58	DX185	SLU_ENV_NL	Max	267532.34	78383.36	-235.38	11162.44	8850.13
115	58	DX186	SLU_ENV_NL	Max	147878.28	49882.29	1791.38	11162.44	5419.94
115	58	DX199	SLU_ENV_NL	Max	125313.78	39528.34	4895.72	4193.59	5419.94
115	58	DX198	SLU_ENV_NL	Min	-75434.24	-25376.73	-1426.84	-9495.98	-5384.64
115	58	DX185	SLU_ENV_NL	Min	-81331.23	-21935.75	-4531.17	-8384.06	-5384.64
115	58	DX186	SLU_ENV_NL	Min	-283057.28	-81462.63	-4376.07	-8384.06	-8896.08
115	58	DX199	SLU_ENV_NL	Min	-261893.66	-74817.61	-838.59	-9495.98	-8896.08
117	59	DX201	SLU_ENV_NL	Max	-38163.31	-14079.45	375.60	11794.31	809.28
117	59	DX188	SLU_ENV_NL	Max	-37540.97	-9720.22	1723.82	1310.54	809.28
117	59	DX189	SLU_ENV_NL	Max	53901.86	17312.40	180.21	1310.54	9910.19
117	59	DX202	SLU_ENV_NL	Max	52182.30	14625.01	639.45	11794.31	9910.19
117	59	DX201	SLU_ENV_NL	Min	-56373.62	-15881.76	127.14	-596.03	-9925.06
117	59	DX188	SLU_ENV_NL	Min	-39880.36	-11576.30	-960.18	-11323.44	-9925.06
117	59	DX189	SLU_ENV_NL	Min	7305.74	3024.52	-447.88	-11323.44	-826.57
117	59	DX202	SLU_ENV_NL	Min	20122.46	4721.34	-1168.01	-596.03	-826.57
118	60	DX202	SLU_ENV_NL	Max	52182.21	14624.98	1033.83	596.04	9677.97
118	60	DX189	SLU_ENV_NL	Max	53901.50	17312.29	447.78	11020.35	9677.97
118	60	DX190	SLU_ENV_NL	Max	-39881.02	-11503.16	960.26	11020.35	809.28
118	60	DX203	SLU_ENV_NL	Max	-38163.64	-14079.53	-127.06	596.04	809.28
118	60	DX202	SLU_ENV_NL	Min	23217.70	5687.30	-639.54	-11555.09	-826.57
118	60	DX189	SLU_ENV_NL	Min	10440.47	3927.55	-208.36	-1310.55	-826.57
118	60	DX190	SLU_ENV_NL	Min	-42988.79	-11576.48	-1577.40	-1310.55	-9691.75
118	60	DX203	SLU_ENV_NL	Min	-61154.05	-17397.54	-335.21	-11555.09	-9691.75
120	61	DX205	SLU_ENV_NL	Max	125314.43	39528.50	838.67	9496.01	5498.29
120	61	DX192	SLU_ENV_NL	Max	147879.21	49882.56	4376.14	8494.50	5498.29



Autorità Portuale di Taranto
Interventi per il dragaggio di 2,3 M m³ di sedimenti in area Molo Polisettoriale e per la realizzazione di un primo lotto della cassa di colmata funzionale all'ampliamento del V Sporgente del Porto di Taranto

Allegati alla relazione di calcolo strutturale allineamento "BC"

Data 05/2016
Rev. B
c.d.c.: C296A
514B



120	61	DX193	SLU_ENV_NL	Max	270472.74	79196.81	4625.89	8494.50	8850.16
120	61	DX206	SLU_ENV_NL	Max	271852.31	83334.71	1535.75	9496.01	8850.16
120	61	DX205	SLU_ENV_NL	Min	-263770.15	-75355.23	-4981.01	-4263.91	-8896.11
120	61	DX192	SLU_ENV_NL	Min	-285421.14	-82243.41	-1890.87	-11162.48	-8896.11
120	61	DX193	SLU_ENV_NL	Min	-81331.68	-21935.88	235.31	-11162.48	-5461.56
120	61	DX206	SLU_ENV_NL	Min	-75434.88	-25376.94	-3302.16	-4263.91	-5461.56
123	62	DX185	SLU_ENV_NL	Max	272342.15	83470.70	1138.62	3768.95	11812.24
123	62	DX172	SLU_ENV_NL	Max	278513.92	82051.61	5991.89	14792.79	11812.24
123	62	DX173	SLU_ENV_NL	Max	184986.79	51175.48	4207.75	14792.79	5150.94
123	62	DX186	SLU_ENV_NL	Max	150583.13	38577.31	-189.31	3768.95	5150.94
123	62	DX185	SLU_ENV_NL	Min	-89825.57	-29929.07	-2719.22	-12774.63	-5137.06
123	62	DX172	SLU_ENV_NL	Min	-95301.61	-25484.70	1677.84	-8207.35	-5137.06
123	62	DX173	SLU_ENV_NL	Min	-304678.13	-95072.66	-1877.46	-8207.35	-11869.01
123	62	DX186	SLU_ENV_NL	Min	-289599.51	-92324.67	-6730.73	-12774.63	-11869.01
125	63	DX188	SLU_ENV_NL	Max	-31682.02	-12574.18	2426.90	16946.46	829.02
125	63	DX175	SLU_ENV_NL	Max	-4901.46	-3464.35	-166.72	1348.28	829.02
125	63	DX176	SLU_ENV_NL	Max	55155.99	17533.34	517.70	1348.28	14500.81
125	63	DX189	SLU_ENV_NL	Max	53798.93	15205.21	775.38	16946.46	14500.81
125	63	DX188	SLU_ENV_NL	Min	-40708.96	-13897.98	-1013.74	-601.38	-14531.09
125	63	DX175	SLU_ENV_NL	Min	-42810.96	-10465.47	-530.19	-16889.85	-14531.09
125	63	DX176	SLU_ENV_NL	Min	-20523.23	-3868.75	-2181.70	-16889.85	-843.81
125	63	DX189	SLU_ENV_NL	Min	-1471.32	-2524.80	-329.32	-601.38	-843.81
126	64	DX189	SLU_ENV_NL	Max	53798.59	15205.10	329.40	601.37	14213.47
126	64	DX176	SLU_ENV_NL	Max	55155.95	17533.33	1961.34	16518.13	14213.47
126	64	DX177	SLU_ENV_NL	Max	-11460.71	-5271.91	630.50	16518.13	829.01
126	64	DX190	SLU_ENV_NL	Max	-37202.34	-12574.49	1013.65	601.37	829.01
126	64	DX189	SLU_ENV_NL	Min	1858.04	-1482.17	-864.15	-16647.26	-843.79
126	64	DX176	SLU_ENV_NL	Min	-17245.14	-2929.15	-517.56	-1348.28	-843.79
126	64	DX177	SLU_ENV_NL	Min	-42811.40	-10465.67	166.69	-1348.28	-14242.44
126	64	DX190	SLU_ENV_NL	Min	-40709.67	-15413.37	-2195.00	-16647.26	-14242.44
128	65	DX192	SLU_ENV_NL	Max	150584.10	38577.64	6730.71	12774.69	5253.02
128	65	DX179	SLU_ENV_NL	Max	184987.78	51175.83	1877.46	8347.47	5253.02
128	65	DX180	SLU_ENV_NL	Max	281524.41	82917.87	-1579.45	8347.47	11812.29
128	65	DX193	SLU_ENV_NL	Max	275381.09	84431.90	2772.88	12774.69	11812.29
128	65	DX192	SLU_ENV_NL	Min	-291977.20	-92970.87	120.50	-3865.59	-11869.06
128	65	DX179	SLU_ENV_NL	Min	-307468.84	-95860.10	-4231.83	-14792.86	-11869.06
128	65	DX180	SLU_ENV_NL	Min	-95302.23	-25484.86	-5991.84	-14792.86	-5238.36
128	65	DX193	SLU_ENV_NL	Min	-89826.04	-29929.21	-1138.59	-3865.59	-5238.36
131	66	DX172	SLU_ENV_NL	Max	283301.55	86454.73	8376.29	4187.72	16896.92
131	66	DX159	SLU_ENV_NL	Max	300078.38	88206.56	4837.08	21005.99	16896.92
131	66	DX160	SLU_ENV_NL	Max	247451.71	81467.15	-1242.43	21005.99	5598.41
131	66	DX173	SLU_ENV_NL	Max	195813.12	59227.63	1659.48	4187.72	5598.41
131	66	DX172	SLU_ENV_NL	Min	-107017.12	-36500.79	4251.04	-18452.29	-5608.39
131	66	DX159	SLU_ENV_NL	Min	-108586.60	-28116.22	1349.13	-8858.16	-5608.39
131	66	DX160	SLU_ENV_NL	Min	-314827.78	-89324.27	-8672.04	-8858.16	-16998.93
131	66	DX173	SLU_ENV_NL	Min	-306792.98	-90566.52	-5132.83	-18452.29	-16998.93
133	67	DX175	SLU_ENV_NL	Max	6462.25	1854.69	671.33	22111.55	-404.51
133	67	DX162	SLU_ENV_NL	Max	43276.16	18803.99	3422.55	-64.75	-404.51
133	67	DX163	SLU_ENV_NL	Max	56534.13	18331.49	548.80	-64.75	19174.08
133	67	DX176	SLU_ENV_NL	Max	54658.07	15061.55	350.38	22111.55	19174.08
133	67	DX175	SLU_ENV_NL	Min	-44839.34	-16414.65	85.38	844.57	-19233.17
133	67	DX162	SLU_ENV_NL	Min	-44926.91	-11034.73	-198.14	-22651.63	-19233.17
133	67	DX163	SLU_ENV_NL	Min	-56115.51	-13194.85	66.86	-22651.63	375.69
133	67	DX176	SLU_ENV_NL	Min	-33326.13	-13985.08	-2202.42	844.57	375.69
134	68	DX176	SLU_ENV_NL	Max	54658.03	15061.53	2033.48	-844.61	18730.88
134	68	DX163	SLU_ENV_NL	Max	56534.62	18331.65	-66.70	22091.35	18730.88
134	68	DX164	SLU_ENV_NL	Max	35320.49	16274.62	197.99	22091.35	-404.54
134	68	DX177	SLU_ENV_NL	Max	-385.74	-205.59	-85.47	-844.61	-404.54
134	68	DX176	SLU_ENV_NL	Min	-29776.00	-12848.47	-350.17	-21637.15	375.72
134	68	DX163	SLU_ENV_NL	Min	-52334.33	-12132.08	-647.35	64.78	375.72
134	68	DX164	SLU_ENV_NL	Min	-44926.82	-11034.62	-3285.50	64.78	-18788.17
134	68	DX177	SLU_ENV_NL	Min	-44839.74	-16414.74	-604.67	-21637.15	-18788.17
135	876	DX56	SLU_ENV_NL	Max	150260.85	45451.89	14029.72	697.06	1311.51
135	876	DX43	SLU_ENV_NL	Max	152742.10	45448.99	12230.05	2126.40	1311.51
135	876	SX43	SLU_ENV_NL	Max	130621.16	38953.02	11104.05	2126.40	2099.05
135	876	SX56	SLU_ENV_NL	Max	129554.67	39099.73	12903.73	697.06	2099.05
135	876	DX56	SLU_ENV_NL	Min	-168617.86	-50818.66	-1138.67	-96.56	-2100.04
135	876	DX43	SLU_ENV_NL	Min	-170373.08	-50878.62	117.00	-2861.49	-2100.04
135	876	SX43	SLU_ENV_NL	Min	-168965.50	-50316.30	-574.51	-2861.49	-1311.58
135	876	SX56	SLU_ENV_NL	Min	-166929.72	-50452.27	-1830.18	-96.56	-1311.58
136	69	DX179	SLU_ENV_NL	Max	195814.12	59227.88	5132.91	18452.37	5798.91
136	69	DX166	SLU_ENV_NL	Max	247452.99	81467.57	8672.12	9115.17	5798.91
136	69	DX167	SLU_ENV_NL	Max	303204.07	89074.80	-1266.80	9115.17	16896.99
136	69	DX180	SLU_ENV_NL	Max	286436.08	87443.06	-4142.00	18452.37	16896.99
136	69	DX179	SLU_ENV_NL	Min	-309684.93	-91400.02	-1700.35	-4395.82	-16999.01
136	69	DX166	SLU_ENV_NL	Min	-318295.73	-90475.03	1174.85	-21006.08	-16999.01
136	69	DX167	SLU_ENV_NL	Min	-108587.18	-28116.39	-4837.10	-21006.08	-5807.43
136	69	DX180	SLU_ENV_NL	Min	-107017.80	-36501.03	-8376.32	-4395.82	-5807.43
137	877	DX43	SLU_ENV_NL	Max	153780.97	46440.64	8890.88	362.19	881.96
137	877	DX30	SLU_ENV_NL	Max	152544.97	45457.15	7131.09	1770.14	881.96
137	877	SX30	SLU_ENV_NL	Max	128335.94	38346.22	10118.95	1770.14	1733.50



Autorità Portuale di Taranto
Interventi per il dragaggio di 2,3 M m³ di sedimenti in area Molo Polisettoriale e per la realizzazione di un primo lotto della cassa di colmata funzionale all'ampliamento del V Sporgente del Porto di Taranto

Allegati alla relazione di calcolo strutturale allineamento "BC"

Data 05/2016
Rev. B
c.d.c.: C296A
514B

137	877	SX43	SLU_ENV_NL	Max	131214.73	39518.98	11878.74	362.19	1733.50
137	877	DX43	SLU_ENV_NL	Min	-170967.60	-51447.74	-896.13	283.69	-1724.85
137	877	DX30	SLU_ENV_NL	Min	-175733.21	-52562.50	84.94	-2568.61	-1724.85
137	877	SX30	SLU_ENV_NL	Min	-174961.33	-52179.53	3190.68	-2568.61	-872.05
137	877	SX43	SLU_ENV_NL	Min	-170005.12	-51310.41	2209.61	283.69	-872.05
138	878	DX30	SLU_ENV_NL	Max	153329.79	46203.52	3842.00	679.99	428.66
138	878	DX17	SLU_ENV_NL	Max	139109.95	41528.40	1634.70	1388.04	428.66
138	878	SX17	SLU_ENV_NL	Max	111137.59	33270.15	9008.85	1388.04	1178.17
138	878	SX30	SLU_ENV_NL	Max	128685.86	38676.89	11216.14	679.99	1178.17
138	878	DX30	SLU_ENV_NL	Min	-176086.18	-52903.35	-1778.78	-129.67	-1156.87
138	878	DX17	SLU_ENV_NL	Min	-194533.21	-58282.46	-1929.27	-2108.52	-1156.87
138	878	SX17	SLU_ENV_NL	Min	-192480.71	-57533.41	5539.66	-2108.52	-406.84
138	878	SX30	SLU_ENV_NL	Min	-175749.03	-52935.51	5690.15	-129.67	-406.84
139	70	DX159	SLU_ENV_NL	Max	357802.43	104356.22	217.73	9406.92	11531.86
139	70	DX146	SLU_ENV_NL	Max	353699.31	108418.92	2347.05	10096.41	11531.86
139	70	DX147	SLU_ENV_NL	Max	288330.62	84910.58	1320.42	10096.41	6390.39
139	70	DX160	SLU_ENV_NL	Max	299445.66	93723.02	2239.90	9406.92	6390.39
139	70	DX159	SLU_ENV_NL	Min	-135595.66	-38995.70	-705.08	-16835.64	-6346.01
139	70	DX146	SLU_ENV_NL	Min	-133927.64	-41283.13	-701.75	-5419.57	-6346.01
139	70	DX147	SLU_ENV_NL	Min	-357367.40	-107148.42	-2031.57	-5419.57	-11603.57
139	70	DX160	SLU_ENV_NL	Min	-380099.95	-121024.92	-5083.70	-16835.64	-11603.57
140	879	DX17	SLU_ENV_NL	Max	139518.66	41915.09	1012.54	974.46	81.55
140	879	DX4	SLU_ENV_NL	Max	131385.93	39356.29	-1410.90	1098.97	81.55
140	879	SX4	SLU_ENV_NL	Max	103343.80	30992.43	4329.27	1098.97	349.99
140	879	SX17	SLU_ENV_NL	Max	111269.09	33391.43	6752.71	974.46	349.99
140	879	DX17	SLU_ENV_NL	Min	-194668.37	-58415.94	-2416.92	-835.78	-338.20
140	879	DX4	SLU_ENV_NL	Min	-202751.71	-60810.08	-1817.17	-1418.99	-338.20
140	879	SX4	SLU_ENV_NL	Min	-201765.63	-60466.76	2545.63	-1418.99	-65.37
140	879	SX17	SLU_ENV_NL	Min	-192892.61	-57930.71	1945.87	-835.78	-65.37
141	71	DX162	SLU_ENV_NL	Max	59900.79	24462.35	1181.23	6874.98	-1951.47
141	71	DX149	SLU_ENV_NL	Max	67493.94	19484.41	3522.61	-2951.97	-1951.47
141	71	DX150	SLU_ENV_NL	Max	61654.23	21356.82	867.52	-2951.97	5418.87
141	71	DX163	SLU_ENV_NL	Max	64109.77	15715.77	212.39	6874.98	5418.87
141	71	DX162	SLU_ENV_NL	Min	-54350.83	-20858.74	1004.92	1637.50	-5482.57
141	71	DX149	SLU_ENV_NL	Min	-44185.21	-10566.60	600.98	-5830.51	-5482.57
141	71	DX150	SLU_ENV_NL	Min	-78523.27	-24994.58	-367.86	-5830.51	1986.34
141	71	DX163	SLU_ENV_NL	Min	-76364.04	-21251.51	-1650.17	1637.50	1986.34
142	72	DX163	SLU_ENV_NL	Max	64110.28	15715.91	1636.47	-1900.92	5418.91
142	72	DX150	SLU_ENV_NL	Max	61654.57	21356.93	367.83	5830.62	5418.91
142	72	DX151	SLU_ENV_NL	Max	58309.09	16709.25	-600.97	5830.62	-2121.84
142	72	DX164	SLU_ENV_NL	Max	50283.49	21495.03	-1135.66	-1900.92	-2121.84
142	72	DX163	SLU_ENV_NL	Min	-71709.76	-19889.52	-212.40	-6875.10	2155.65
142	72	DX150	SLU_ENV_NL	Min	-73868.47	-23563.84	-830.73	3084.50	2155.65
142	72	DX151	SLU_ENV_NL	Min	-44184.98	-10566.51	-3602.86	3084.50	-5482.60
142	72	DX164	SLU_ENV_NL	Min	-54350.68	-20858.67	-1181.21	-6875.10	-5482.60
144	73	DX166	SLU_ENV_NL	Max	299447.19	93723.43	5186.76	16895.14	6390.40
144	73	DX153	SLU_ENV_NL	Max	288332.19	84911.01	2071.93	5419.58	6390.40
144	73	DX154	SLU_ENV_NL	Max	357722.38	109624.60	701.70	5419.58	11550.72
144	73	DX167	SLU_ENV_NL	Max	361649.32	105524.22	686.87	16895.14	11550.72
144	73	DX166	SLU_ENV_NL	Min	-384299.99	-122340.12	-2239.86	-9406.95	-11622.80
144	73	DX153	SLU_ENV_NL	Min	-361348.81	-108408.83	-1320.43	-10081.24	-11622.80
144	73	DX154	SLU_ENV_NL	Min	-133928.26	-41283.29	-2427.96	-10081.24	-6346.03
144	73	DX167	SLU_ENV_NL	Min	-135596.37	-38995.89	-217.73	-9406.95	-6346.03
147	74	DX146	SLU_ENV_NL	Max	345344.16	102253.52	2523.31	7198.12	8033.42
147	74	DX133	SLU_ENV_NL	Max	342684.62	104049.95	1411.00	6191.38	8033.42
147	74	DX134	SLU_ENV_NL	Max	275987.97	84168.96	601.35	6191.38	4556.41
147	74	DX147	SLU_ENV_NL	Max	284793.00	85102.27	1241.07	7198.12	4556.41
147	74	DX146	SLU_ENV_NL	Min	-129511.25	-38545.57	101.31	-12548.25	-4556.32
147	74	DX133	SLU_ENV_NL	Min	-124162.89	-37633.90	-538.41	-3410.05	-4556.32
147	74	DX134	SLU_ENV_NL	Min	-329008.70	-97367.69	-3783.20	-3410.05	-8064.49
147	74	DX147	SLU_ENV_NL	Min	-349720.29	-103343.15	-2670.90	-12548.25	-8064.49
148	880	DX60	SLU_ENV_NL	Max	25191.24	7570.16	555.78	189.50	406.10
148	880	SX60	SLU_ENV_NL	Max	34290.98	10344.04	2281.25	189.50	90.55
148	880	SX47	SLU_ENV_NL	Max	37036.32	11054.15	1473.18	194.28	90.55
148	880	DX47	SLU_ENV_NL	Max	26591.58	7964.69	-252.29	194.28	406.10
148	880	DX60	SLU_ENV_NL	Min	-20332.67	-6155.94	-15304.95	39.82	-91.71
148	880	SX60	SLU_ENV_NL	Min	-16157.07	-4859.60	-14338.41	39.82	-408.37
148	880	SX47	SLU_ENV_NL	Min	-14979.43	-4481.35	-13071.49	-500.73	-408.37
148	880	DX47	SLU_ENV_NL	Min	-18582.51	-5518.61	-14038.02	-500.73	-91.71
149	75	DX149	SLU_ENV_NL	Max	68504.22	19327.47	2594.42	5030.56	-775.22
149	75	DX136	SLU_ENV_NL	Max	72328.10	19331.47	871.91	-1596.70	-775.22
149	75	DX137	SLU_ENV_NL	Max	53464.87	18519.12	-206.90	-1596.70	3923.13
149	75	DX150	SLU_ENV_NL	Max	56559.49	14727.60	803.01	5030.56	3923.13
149	75	DX149	SLU_ENV_NL	Min	-42266.41	-14523.82	401.00	211.98	-3963.04
149	75	DX136	SLU_ENV_NL	Min	-34515.79	-8330.27	342.26	-4160.68	-3963.04
149	75	DX137	SLU_ENV_NL	Min	-77518.74	-23477.30	-919.50	-4160.68	776.65
149	75	DX150	SLU_ENV_NL	Min	-79017.08	-23116.04	-148.16	211.98	776.65
150	76	DX150	SLU_ENV_NL	Max	56559.74	14727.66	148.13	-360.61	3923.15
150	76	DX137	SLU_ENV_NL	Max	53464.94	18519.15	912.36	4160.75	3923.15
150	76	DX138	SLU_ENV_NL	Max	63498.24	16629.27	-342.22	4160.75	-848.95
150	76	DX151	SLU_ENV_NL	Max	59442.11	16676.41	-400.98	-360.61	-848.95

150	76	DX150	SLU_ENV_NL	Min	-74471.33	-21763.80	-808.41	-5030.64	850.63
150	76	DX137	SLU_ENV_NL	Min	-73092.34	-22137.90	206.88	1620.25	850.63
150	76	DX138	SLU_ENV_NL	Min	-34515.44	-8330.17	-922.61	1620.25	-3963.06
150	76	DX151	SLU_ENV_NL	Min	-42266.09	-14523.75	-2643.38	-5030.64	-3963.06
151	881	DX47	SLU_ENV_NL	Max	26580.94	7955.51	-1516.86	233.79	302.62
151	881	SX47	SLU_ENV_NL	Max	37200.80	11202.97	2424.35	233.79	-139.36
151	881	SX34	SLU_ENV_NL	Max	38734.88	11577.73	1685.88	-0.15	-139.36
151	881	DX34	SLU_ENV_NL	Max	27622.22	8305.44	-2255.32	-0.15	302.62
151	881	DX47	SLU_ENV_NL	Min	-18746.45	-5665.63	-14270.70	99.10	136.69
151	881	SX47	SLU_ENV_NL	Min	-14968.44	-4471.04	-11562.86	99.10	-306.48
151	881	SX34	SLU_ENV_NL	Min	-13589.86	-4096.45	-10078.98	-417.09	-306.48
151	881	DX34	SLU_ENV_NL	Min	-17956.62	-5345.29	-12786.82	-417.09	136.69
152	77	DX153	SLU_ENV_NL	Max	284794.60	85102.79	2705.94	12581.13	4556.43
152	77	DX140	SLU_ENV_NL	Max	275989.40	84169.42	3863.75	3410.05	4556.43
152	77	DX141	SLU_ENV_NL	Max	346834.78	105268.71	538.47	3410.05	8030.05
152	77	DX154	SLU_ENV_NL	Max	349363.67	103468.53	-101.30	12581.13	8030.05
152	77	DX153	SLU_ENV_NL	Min	-353645.07	-104435.99	-1241.14	-7198.15	-8061.03
152	77	DX140	SLU_ENV_NL	Min	-332761.45	-98487.47	-601.37	-6150.56	-8061.03
152	77	DX141	SLU_ENV_NL	Min	-124163.63	-37634.16	-1432.75	-6150.56	-4556.34
152	77	DX154	SLU_ENV_NL	Min	-129511.87	-38545.77	-2590.55	-7198.15	-4556.34
153	882	DX34	SLU_ENV_NL	Max	27552.07	8242.91	-2120.25	257.12	265.92
153	882	SX34	SLU_ENV_NL	Max	38867.39	11698.01	1079.21	257.12	-169.03
153	882	SX21	SLU_ENV_NL	Max	30492.70	9110.02	542.35	-26.37	-169.03
153	882	DX21	SLU_ENV_NL	Max	20543.89	6185.87	-2657.11	-26.37	265.92
153	882	DX34	SLU_ENV_NL	Min	-18088.39	-5463.08	-11616.49	65.59	165.48
153	882	SX34	SLU_ENV_NL	Min	-13519.16	-4032.09	-8976.05	65.59	-270.52
153	882	SX21	SLU_ENV_NL	Min	-20118.60	-6059.24	-5752.89	-389.02	-270.52
153	882	DX21	SLU_ENV_NL	Min	-27118.54	-8099.00	-8393.33	-389.02	165.48
154	883	DX21	SLU_ENV_NL	Max	20502.87	6149.51	-1929.93	124.32	108.76
154	883	SX21	SLU_ENV_NL	Max	30580.33	9189.76	267.26	124.32	-12.50
154	883	SX8	SLU_ENV_NL	Max	29112.48	8718.08	384.74	104.72	-12.50
154	883	DX8	SLU_ENV_NL	Max	16378.88	4915.02	-1812.45	104.72	108.76
154	883	DX21	SLU_ENV_NL	Min	-27205.51	-8176.54	-3997.44	-70.13	10.63
154	883	SX21	SLU_ENV_NL	Min	-20077.10	-6021.28	-2585.11	-70.13	-111.64
154	883	SX8	SLU_ENV_NL	Min	-24172.84	-7253.70	-561.33	-256.91	-111.64
154	883	DX8	SLU_ENV_NL	Min	-28942.67	-8667.91	-1973.66	-256.91	10.63
155	78	DX133	SLU_ENV_NL	Max	336218.86	99448.03	-351.76	6748.90	6954.75
155	78	DX120	SLU_ENV_NL	Max	330345.66	100633.03	788.17	5082.50	6954.75
155	78	DX121	SLU_ENV_NL	Max	262637.98	78392.04	1735.28	5082.50	4257.09
155	78	DX134	SLU_ENV_NL	Max	271759.48	80179.73	976.41	6748.90	4257.09
155	78	DX133	SLU_ENV_NL	Min	-120584.96	-35813.18	-865.27	-11141.57	-4251.81
155	78	DX120	SLU_ENV_NL	Min	-117434.16	-35346.26	-106.40	-3156.35	-4251.81
155	78	DX121	SLU_ENV_NL	Min	-311683.14	-93548.80	-820.18	-3156.35	-6982.21
155	78	DX134	SLU_ENV_NL	Min	-324482.83	-99232.08	-1960.11	-11141.57	-6982.21
157	79	DX136	SLU_ENV_NL	Max	73830.54	24066.83	254.45	4032.24	648.93
157	79	DX123	SLU_ENV_NL	Max	74621.82	22669.97	1395.32	49.18	648.93
157	79	DX124	SLU_ENV_NL	Max	47233.86	16403.02	513.09	49.18	3125.57
157	79	DX137	SLU_ENV_NL	Max	49235.13	12347.54	-205.80	4032.24	3125.57
157	79	DX136	SLU_ENV_NL	Min	-33251.46	-12043.41	114.49	-1455.42	-3166.96
157	79	DX123	SLU_ENV_NL	Min	-27177.78	-5746.50	324.40	-3301.63	-3166.96
157	79	DX124	SLU_ENV_NL	Min	-76085.99	-23309.10	4.11	-3301.63	-642.03
157	79	DX137	SLU_ENV_NL	Min	-77451.30	-22979.72	-627.78	-1455.42	-642.03
158	80	DX137	SLU_ENV_NL	Max	49235.13	12347.54	635.42	1338.31	3125.58
158	80	DX124	SLU_ENV_NL	Max	47233.84	16403.02	-4.11	3301.67	3125.58
158	80	DX125	SLU_ENV_NL	Max	66109.85	20074.55	-324.41	3301.67	600.35
158	80	DX138	SLU_ENV_NL	Max	65089.35	21497.52	-114.49	1338.31	600.35
158	80	DX137	SLU_ENV_NL	Min	-73084.68	-21676.91	205.82	-4032.29	-593.38
158	80	DX124	SLU_ENV_NL	Min	-71738.52	-21997.68	-505.99	-52.98	-593.38
158	80	DX125	SLU_ENV_NL	Min	-27177.27	-5746.33	-1459.26	-52.98	-3166.96
158	80	DX138	SLU_ENV_NL	Min	-33251.04	-12043.28	-317.84	-4032.29	-3166.96
160	81	DX140	SLU_ENV_NL	Max	271760.87	80180.10	2019.18	11175.48	4257.11
160	81	DX127	SLU_ENV_NL	Max	262639.52	78392.47	835.66	3156.36	4257.11
160	81	DX128	SLU_ENV_NL	Max	334577.22	101896.91	106.32	3156.36	6952.34
160	81	DX141	SLU_ENV_NL	Max	340383.55	100716.75	865.24	11175.48	6952.34
160	81	DX140	SLU_ENV_NL	Min	-328241.05	-100371.60	-976.33	-6748.93	-6979.68
160	81	DX127	SLU_ENV_NL	Min	-315347.62	-94713.63	-1735.26	-5042.84	-6979.68
160	81	DX128	SLU_ENV_NL	Min	-117434.67	-35346.38	-828.73	-5042.84	-4251.83
160	81	DX141	SLU_ENV_NL	Min	-120585.67	-35813.37	354.79	-6748.93	-4251.83
162	884	DX58	SLU_ENV_NL	Max	25192.27	7570.47	15304.86	-39.81	506.89
162	884	DX45	SLU_ENV_NL	Max	26592.54	7964.97	14037.94	611.33	506.89
162	884	SX45	SLU_ENV_NL	Max	41449.57	12364.15	13071.52	611.33	90.57
162	884	SX58	SLU_ENV_NL	Max	38570.84	11641.98	14338.44	-39.81	90.57
162	884	DX58	SLU_ENV_NL	Min	-24844.47	-7523.45	943.24	-249.76	-91.73
162	884	DX45	SLU_ENV_NL	Min	-23207.27	-6892.07	1843.18	-194.30	-91.73
162	884	SX45	SLU_ENV_NL	Min	-14980.45	-4481.66	130.42	-194.30	-509.19
162	884	SX58	SLU_ENV_NL	Min	-16157.97	-4859.87	-769.51	-249.76	-509.19
163	82	DX120	SLU_ENV_NL	Max	324658.23	95978.80	1073.81	6007.21	5806.97
163	82	DX107	SLU_ENV_NL	Max	321372.12	97609.83	433.53	3875.21	5806.97
163	82	DX108	SLU_ENV_NL	Max	254313.72	77533.26	7.87	3875.21	3686.05
163	82	DX121	SLU_ENV_NL	Max	259863.16	78198.79	937.79	6007.21	3686.05
163	82	DX120	SLU_ENV_NL	Min	-114380.48	-34223.47	837.93	-9676.75	-3687.87

163	82	DX107	SLU_ENV_NL	Min	-108997.00	-33102.93	-91.99	-2576.80	-3687.87
163	82	DX108	SLU_ENV_NL	Min	-294405.21	-86717.69	-1933.31	-2576.80	-5834.57
163	82	DX121	SLU_ENV_NL	Min	-306924.08	-91989.12	-1293.02	-9676.75	-5834.57
164	885	DX45	SLU_ENV_NL	Max	26581.90	7955.80	14270.69	-164.54	410.73
164	885	DX32	SLU_ENV_NL	Max	27623.28	8305.75	12786.82	534.85	410.73
164	885	SX32	SLU_ENV_NL	Max	43319.01	12938.00	10078.95	534.85	-139.34
164	885	SX45	SLU_ENV_NL	Max	41662.24	12556.38	11562.82	-164.54	-139.34
164	885	DX45	SLU_ENV_NL	Min	-23419.41	-7082.51	3149.38	-233.78	136.67
164	885	DX32	SLU_ENV_NL	Min	-22771.04	-6774.63	4048.02	0.12	136.67
164	885	SX32	SLU_ENV_NL	Min	-13590.84	-4096.74	137.70	0.12	-414.54
164	885	SX45	SLU_ENV_NL	Min	-14969.47	-4471.35	-760.94	-233.78	-414.54
165	83	DX123	SLU_ENV_NL	Max	73731.24	21186.45	1159.98	3058.37	818.44
165	83	DX110	SLU_ENV_NL	Max	73887.37	20912.88	150.11	264.08	818.44
165	83	DX111	SLU_ENV_NL	Max	42463.40	15137.51	-180.32	264.08	2334.71
165	83	DX124	SLU_ENV_NL	Max	43776.10	10980.01	500.68	3058.37	2334.71
165	83	DX123	SLU_ENV_NL	Min	-26708.17	-10283.98	177.66	-1644.75	-2374.58
165	83	DX110	SLU_ENV_NL	Min	-21941.87	-4469.08	-26.65	-2430.25	-2374.58
165	83	DX111	SLU_ENV_NL	Min	-73484.58	-21989.09	-509.19	-2430.25	-819.36
165	83	DX124	SLU_ENV_NL	Min	-75395.77	-22493.48	23.99	-1644.75	-819.36
166	84	DX124	SLU_ENV_NL	Max	43776.04	10979.99	-24.02	1567.31	2334.71
166	84	DX111	SLU_ENV_NL	Max	42463.22	15137.45	510.66	2430.28	2334.71
166	84	DX112	SLU_ENV_NL	Max	65584.97	18363.46	26.69	2430.28	802.78
166	84	DX125	SLU_ENV_NL	Max	65281.93	18704.67	-177.64	1567.31	802.78
166	84	DX124	SLU_ENV_NL	Min	-71082.21	-21199.85	-506.16	-3058.40	-803.41
166	84	DX111	SLU_ENV_NL	Min	-69194.33	-20701.57	180.30	-304.70	-803.41
166	84	DX112	SLU_ENV_NL	Min	-21941.39	-4468.94	-196.71	-304.70	-2374.58
166	84	DX125	SLU_ENV_NL	Min	-26707.63	-10283.83	-1213.53	-3058.40	-2374.58
167	886	DX32	SLU_ENV_NL	Max	27553.13	8243.24	11616.35	-136.68	382.10
167	886	DX19	SLU_ENV_NL	Max	20544.74	6186.13	8393.20	514.57	382.10
167	886	SX19	SLU_ENV_NL	Max	35036.80	10457.21	5753.00	514.57	-169.02
167	886	SX32	SLU_ENV_NL	Max	43503.20	13104.79	8976.16	-136.68	-169.02
167	886	DX32	SLU_ENV_NL	Min	-22954.52	-6939.04	3988.44	-257.11	165.47
167	886	DX19	SLU_ENV_NL	Min	-32359.91	-9655.29	4376.82	26.35	165.47
167	886	SX19	SLU_ENV_NL	Min	-20119.84	-6059.61	1347.93	26.35	-386.37
167	886	SX32	SLU_ENV_NL	Min	-13520.15	-4032.39	959.56	-257.11	-386.37
168	85	DX127	SLU_ENV_NL	Max	259864.71	78199.29	1319.47	9696.99	3686.06
168	85	DX114	SLU_ENV_NL	Max	254315.02	77533.68	1994.37	2576.80	3686.06
168	85	DX115	SLU_ENV_NL	Max	325707.65	98889.96	92.08	2576.80	5793.04
168	85	DX128	SLU_ENV_NL	Max	328896.19	97253.63	-837.89	9696.99	5793.04
168	85	DX127	SLU_ENV_NL	Min	-310548.26	-93009.27	-937.89	-6007.23	-5820.52
168	85	DX114	SLU_ENV_NL	Min	-297915.93	-87771.68	-7.92	-3822.40	-5820.52
168	85	DX115	SLU_ENV_NL	Min	-108997.73	-33103.19	-445.00	-3822.40	-3164.82
168	85	DX128	SLU_ENV_NL	Min	-114380.99	-34223.64	-1119.90	-6007.23	-3687.88
169	887	DX19	SLU_ENV_NL	Max	20503.73	6149.77	3997.32	19.47	202.65
169	887	DX6	SLU_ENV_NL	Max	16379.53	4915.21	2840.54	364.00	202.65
169	887	SX6	SLU_ENV_NL	Max	35888.67	10738.26	1171.69	364.00	-12.50
169	887	SX19	SLU_ENV_NL	Max	35172.58	10580.11	2585.22	19.47	-12.50
169	887	DX19	SLU_ENV_NL	Min	-32495.21	-9776.57	3149.08	-124.33	10.63
169	887	DX6	SLU_ENV_NL	Min	-32275.87	-9654.75	1973.54	-104.73	10.63
169	887	SX6	SLU_ENV_NL	Min	-24174.30	-7254.14	561.44	-104.73	-203.89
169	887	SX19	SLU_ENV_NL	Min	-20078.35	-6021.65	1480.22	-124.33	-203.89
171	86	DX107	SLU_ENV_NL	Max	316652.30	93815.74	-375.71	5323.05	4845.05
171	86	DX94	SLU_ENV_NL	Max	311721.26	95017.72	382.78	2854.33	4845.05
171	86	DX95	SLU_ENV_NL	Max	244875.17	73372.64	1168.83	2854.33	3164.82
171	86	DX108	SLU_ENV_NL	Max	250864.71	73897.66	428.09	5323.05	3164.82
171	86	DX107	SLU_ENV_NL	Min	-106155.15	-31491.19	-596.97	-8452.06	-3166.17
171	86	DX94	SLU_ENV_NL	Min	-102497.93	-30629.44	365.03	-2046.88	-3166.17
171	86	DX95	SLU_ENV_NL	Min	-283604.21	-84772.55	-62.00	-2046.88	-4867.47
171	86	DX108	SLU_ENV_NL	Min	-291562.09	-89179.28	-1041.75	-8452.06	-4867.47
172	748	DX388	SLU_ENV_NL	Max	31559.39	9456.96	1020.22	388.45	-2.551E-02
172	748	DX375	SLU_ENV_NL	Max	53250.29	15873.63	1531.44	-4.97	-2.551E-02
172	748	DX376	SLU_ENV_NL	Max	1254.88	82.07	50.20	-4.97	164.67
172	748	DX389	SLU_ENV_NL	Max	80.07	200.44	1011.68	388.45	164.67
172	748	DX388	SLU_ENV_NL	Min	10.57	-4.91	465.92	1.96	-189.65
172	748	DX375	SLU_ENV_NL	Min	186.34	-146.53	58.74	-1972.19	-189.65
172	748	DX376	SLU_ENV_NL	Min	-58.95	-29.28	-144.25	-1972.19	1.02
172	748	DX389	SLU_ENV_NL	Min	-8891.71	-2867.44	-1209.77	1.96	1.02
173	87	DX110	SLU_ENV_NL	Max	73817.79	22981.21	-177.54	2065.90	1309.31
173	87	DX97	SLU_ENV_NL	Max	72656.28	22496.08	640.10	850.73	1309.31
173	87	DX98	SLU_ENV_NL	Max	38849.21	13719.88	417.72	850.73	1516.83
173	87	DX111	SLU_ENV_NL	Max	39546.21	9723.05	-142.10	2065.90	1516.83
173	87	DX110	SLU_ENV_NL	Min	-21838.70	-8434.69	-223.23	-2201.90	-1553.28
173	87	DX97	SLU_ENV_NL	Min	-18654.98	-3311.14	-29.60	-1512.28	-1553.28
173	87	DX98	SLU_ENV_NL	Min	-70906.31	-21328.10	51.53	-1512.28	-1309.88
173	87	DX111	SLU_ENV_NL	Min	-72784.66	-21956.25	-399.93	-2201.90	-1309.88
174	88	DX111	SLU_ENV_NL	Max	39546.00	9722.99	389.86	2157.07	1516.81
174	88	DX98	SLU_ENV_NL	Max	38849.09	13719.84	-51.50	1512.29	1516.81
174	88	DX99	SLU_ENV_NL	Max	64477.42	19991.54	29.57	1512.29	1320.93
174	88	DX112	SLU_ENV_NL	Max	65566.49	20573.16	223.21	2157.07	1320.93
174	88	DX111	SLU_ENV_NL	Min	-68502.44	-20666.61	142.14	-2065.90	-1321.05
174	88	DX98	SLU_ENV_NL	Min	-66648.86	-20055.83	-430.84	-922.16	-1321.05



174	88	DX99	SLU_ENV_NL	Min	-18654.38	-3310.95	-680.21	-922.16	-1553.27
174	88	DX112	SLU_ENV_NL	Min	-21838.20	-8434.54	140.49	-2065.90	-1553.27
175	749	DX389	SLU_ENV_NL	Max	283.10	261.14	1576.77	182.55	1.35
175	749	DX376	SLU_ENV_NL	Max	4594.72	1057.96	665.18	1.90	1.35
175	749	DX377	SLU_ENV_NL	Max	842.47	811.68	717.38	1.90	31.10
175	749	DX390	SLU_ENV_NL	Max	224.34	217.40	1179.28	182.55	31.10
175	749	DX389	SLU_ENV_NL	Min	-437.44	-305.08	402.82	-3.44	-36.32
175	749	DX376	SLU_ENV_NL	Min	-289.47	-98.23	-2905.20	-266.77	-36.32
175	749	DX377	SLU_ENV_NL	Min	-320.56	-158.73	-3302.68	-266.77	0.55
175	749	DX390	SLU_ENV_NL	Min	-1600.10	192.35	455.02	-3.44	0.55
176	89	DX114	SLU_ENV_NL	Max	250865.98	73898.01	1099.59	8474.05	3164.84
176	89	DX101	SLU_ENV_NL	Max	244876.51	73373.02	83.98	2046.89	3164.84
176	89	DX102	SLU_ENV_NL	Max	316159.81	96349.10	-365.09	2046.89	4832.55
176	89	DX115	SLU_ENV_NL	Max	321006.17	95136.87	593.46	8474.05	4832.55
176	89	DX114	SLU_ENV_NL	Min	-295080.26	-90237.92	-428.04	-5323.08	-4854.91
176	89	DX101	SLU_ENV_NL	Min	-287025.39	-85854.93	-1168.83	-2803.15	-4854.91
176	89	DX102	SLU_ENV_NL	Min	-102498.50	-30629.57	-422.14	-2803.15	-3166.19
176	89	DX115	SLU_ENV_NL	Min	-106155.84	-31491.36	375.71	-5323.08	-3166.19
178	888	DX60	SLU_ENV_NL	Max	25123.07	7508.59	617.53	288.56	433.55
178	888	DX73	SLU_ENV_NL	Max	24450.47	7363.47	1464.57	216.54	433.55
178	888	SX73	SLU_ENV_NL	Max	33531.61	10119.93	3461.81	216.54	203.87
178	888	SX60	SLU_ENV_NL	Max	34096.63	10168.54	2614.76	288.56	203.87
178	888	DX60	SLU_ENV_NL	Min	-20138.68	-5981.62	-15713.60	-519.77	-204.21
178	888	DX73	SLU_ENV_NL	Min	-19642.07	-5952.60	-17127.06	-57.27	-204.21
178	888	SX73	SLU_ENV_NL	Min	-16263.01	-4907.14	-16696.63	-57.27	-435.29
178	888	SX60	SLU_ENV_NL	Min	-16089.04	-4798.48	-15283.17	-519.77	-435.29
179	90	DX94	SLU_ENV_NL	Max	307471.87	90842.13	124.65	4715.56	4104.66
179	90	DX81	SLU_ENV_NL	Max	302996.79	91869.49	-473.05	2079.98	4104.66
179	90	DX82	SLU_ENV_NL	Max	232696.18	70688.56	1703.85	2079.98	2704.41
179	90	DX95	SLU_ENV_NL	Max	242795.25	73199.05	2599.40	4715.56	2704.41
179	90	DX94	SLU_ENV_NL	Min	-100258.39	-29923.78	-959.84	-7498.95	-2688.96
179	90	DX81	SLU_ENV_NL	Min	-102091.98	-31279.62	-1855.40	-1562.88	-2688.96
179	90	DX82	SLU_ENV_NL	Min	-274139.50	-80622.49	-618.92	-1562.88	-4123.92
179	90	DX95	SLU_ENV_NL	Min	-280499.52	-84412.64	-21.21	-7498.95	-4123.92
180	750	DX375	SLU_ENV_NL	Max	55981.08	16859.34	2384.58	293.31	-3.56
180	750	DX362	SLU_ENV_NL	Max	96801.00	29051.36	1396.16	-42.73	-3.56
180	750	DX363	SLU_ENV_NL	Max	25431.98	7860.64	1161.50	-42.73	182.48
180	750	DX376	SLU_ENV_NL	Max	-51.29	106.37	74.98	293.31	182.48
180	750	DX375	SLU_ENV_NL	Min	398.63	450.98	28.08	24.91	-236.20
180	750	DX362	SLU_ENV_NL	Min	-107.86	-93.87	1114.59	-2496.11	-236.20
180	750	DX363	SLU_ENV_NL	Min	-697.91	-484.94	-2150.67	-2496.11	6.59
180	750	DX376	SLU_ENV_NL	Min	-1232.35	-91.76	-1162.26	24.91	6.59
181	91	DX97	SLU_ENV_NL	Max	71138.31	20164.36	549.43	1361.91	1180.99
181	91	DX84	SLU_ENV_NL	Max	70117.00	20567.39	-200.43	729.72	1180.99
181	91	DX85	SLU_ENV_NL	Max	36359.06	12654.23	-102.37	729.72	936.08
181	91	DX98	SLU_ENV_NL	Max	36771.95	9533.46	398.69	1361.91	936.08
181	91	DX97	SLU_ENV_NL	Min	-19062.14	-7406.13	-143.40	-2030.91	-964.03
181	91	DX84	SLU_ENV_NL	Min	-17169.38	-3534.06	-305.38	-852.65	-964.03
181	91	DX85	SLU_ENV_NL	Min	-68098.15	-20023.80	-351.17	-852.65	-1187.67
181	91	DX98	SLU_ENV_NL	Min	-70077.20	-21292.58	59.61	-2030.91	-1187.67
182	92	DX98	SLU_ENV_NL	Max	36771.82	9533.43	-59.71	2014.89	936.07
182	92	DX85	SLU_ENV_NL	Max	36358.62	12654.09	340.86	852.65	936.07
182	92	DX86	SLU_ENV_NL	Max	61997.81	18062.33	305.49	852.65	1217.06
182	92	DX99	SLU_ENV_NL	Max	62987.63	17781.73	143.50	2014.89	1217.06
182	92	DX98	SLU_ENV_NL	Min	-65805.58	-20001.08	-416.32	-1361.90	-1223.16
182	92	DX85	SLU_ENV_NL	Min	-63835.44	-18754.99	102.28	-829.19	-1223.16
182	92	DX86	SLU_ENV_NL	Min	-17169.12	-3533.99	168.33	-829.19	-964.02
182	92	DX99	SLU_ENV_NL	Min	-19061.54	-7405.96	-588.85	-1361.90	-964.02
183	751	DX376	SLU_ENV_NL	Max	5353.59	1914.56	726.51	219.30	-0.50
183	751	DX363	SLU_ENV_NL	Max	8450.39	2735.62	502.49	-10.53	-0.50
183	751	DX364	SLU_ENV_NL	Max	1013.05	-48.31	437.39	-10.53	48.00
183	751	DX377	SLU_ENV_NL	Max	34.68	87.74	661.41	219.30	48.00
183	751	DX376	SLU_ENV_NL	Min	-236.48	51.75	-3010.16	5.03	-50.61
183	751	DX363	SLU_ENV_NL	Min	395.00	-158.01	-231.34	-437.89	-50.61
183	751	DX364	SLU_ENV_NL	Min	92.18	-202.75	-449.54	-437.89	1.84
183	751	DX377	SLU_ENV_NL	Min	-254.61	-208.01	-3228.36	5.03	1.84
184	93	DX101	SLU_ENV_NL	Max	242796.59	73199.47	43.80	7518.91	2704.44
184	93	DX88	SLU_ENV_NL	Max	232697.48	70688.97	669.75	1562.90	2704.44
184	93	DX89	SLU_ENV_NL	Max	307510.00	93206.43	1855.42	1562.90	4090.61
184	93	DX102	SLU_ENV_NL	Max	311916.54	92173.97	959.81	7518.91	4090.61
184	93	DX101	SLU_ENV_NL	Min	-283889.84	-85372.20	-2599.43	-4715.60	-4109.74
184	93	DX88	SLU_ENV_NL	Min	-277439.75	-81619.53	-1703.83	-2027.15	-4109.74
184	93	DX89	SLU_ENV_NL	Min	-102092.52	-31279.82	468.29	-2027.15	-2688.98
184	93	DX102	SLU_ENV_NL	Min	-100258.96	-29923.98	-157.67	-4715.60	-2688.98
185	889	DX75	SLU_ENV_NL	Max	145222.73	44036.20	3774.50	687.34	2008.82
185	889	SX75	SLU_ENV_NL	Max	128680.20	38960.91	3299.67	687.34	2639.00
185	889	SX62	SLU_ENV_NL	Max	130763.63	38872.23	2070.79	3292.54	2639.00
185	889	DX62	SLU_ENV_NL	Max	148974.85	44223.07	2545.62	3292.54	2008.82
185	889	DX75	SLU_ENV_NL	Min	-168515.02	-50911.98	-15986.90	-1180.06	-2638.67
185	889	SX75	SLU_ENV_NL	Min	-163719.50	-49585.33	-16393.80	-1180.06	-2006.69
185	889	SX62	SLU_ENV_NL	Min	-165644.66	-49223.92	-14566.71	-2715.63	-2006.69



Autorità Portuale di Taranto
Interventi per il dragaggio di 2,3 M³ di sedimenti in area Molo Polisettoriale e per la realizzazione di un primo lotto della cassa di colmata funzionale all'ampliamento del V Sporgente del Porto di Taranto

Allegati alla relazione di calcolo strutturale allineamento "BC"

Data 05/2016
Rev. B
c.d.c.: C296A
514B



185	889	DX62	SLU_ENV_NL	Min	-170751.14	-50867.87	-14159.82	-2715.63	-2638.67
186	890	DX58	SLU_ENV_NL	Max	25124.09	7508.90	15713.60	635.51	541.61
186	890	SX58	SLU_ENV_NL	Max	38328.31	11423.07	15283.09	635.51	203.89
186	890	SX71	SLU_ENV_NL	Max	37648.20	11369.88	16696.56	57.28	203.89
186	890	DX71	SLU_ENV_NL	Max	24451.36	7363.74	17127.07	57.28	541.61
186	890	DX58	SLU_ENV_NL	Min	-24602.29	-7305.73	810.77	-288.58	-204.23
186	890	SX58	SLU_ENV_NL	Min	-16089.94	-4798.74	-1166.52	-288.58	-543.33
186	890	SX71	SLU_ENV_NL	Min	-16263.99	-4907.44	-2110.52	-283.93	-543.33
186	890	DX71	SLU_ENV_NL	Min	-23956.73	-7261.98	-133.24	-283.93	-204.23
187	94	DX81	SLU_ENV_NL	Max	299673.97	89125.43	-916.80	3981.34	3376.45
187	94	DX68	SLU_ENV_NL	Max	295074.65	89932.28	35.19	1299.31	3376.45
187	94	DX69	SLU_ENV_NL	Max	222984.30	66506.71	1807.33	1299.31	2119.40
187	94	DX82	SLU_ENV_NL	Max	230370.42	68470.85	1185.84	3981.34	2119.40
187	94	DX81	SLU_ENV_NL	Min	-99838.00	-29301.19	-1298.98	-6580.27	-2107.57
187	94	DX68	SLU_ENV_NL	Min	-100860.29	-30296.04	-677.50	-939.30	-2107.57
187	94	DX69	SLU_ENV_NL	Min	-268267.89	-80044.28	577.39	-939.30	-3392.35
187	94	DX82	SLU_ENV_NL	Min	-272417.95	-83216.00	-374.60	-6580.27	-3392.35
188	752	DX362	SLU_ENV_NL	Max	97331.04	28779.00	1205.79	120.53	130.35
188	752	DX349	SLU_ENV_NL	Max	67649.64	20503.38	-48.37	-184.64	130.35
188	752	DX350	SLU_ENV_NL	Max	2716.38	991.58	952.14	-184.64	23.99
188	752	DX363	SLU_ENV_NL	Max	24538.17	6920.45	1098.71	120.53	23.99
188	752	DX362	SLU_ENV_NL	Min	191.40	291.78	-2038.82	-1921.96	-21.82
188	752	DX349	SLU_ENV_NL	Min	2024.36	187.79	-1774.99	-437.49	-21.82
188	752	DX350	SLU_ENV_NL	Min	-873.74	-430.11	-155.45	-437.49	-92.47
188	752	DX363	SLU_ENV_NL	Min	-652.61	277.92	688.31	-1921.96	-92.47
189	95	DX84	SLU_ENV_NL	Max	69584.27	21231.01	-196.18	1374.49	1022.10
189	95	DX71	SLU_ENV_NL	Max	68603.34	21509.14	406.16	561.71	1022.10
189	95	DX72	SLU_ENV_NL	Max	34089.80	11394.98	348.35	561.71	966.86
189	95	DX85	SLU_ENV_NL	Max	34702.69	9259.96	-144.16	1374.49	966.86
189	95	DX84	SLU_ENV_NL	Min	-17278.12	-6023.53	-272.52	-1827.01	-986.62
189	95	DX71	SLU_ENV_NL	Min	-15342.14	-3216.28	23.37	-902.26	-986.62
189	95	DX72	SLU_ENV_NL	Min	-65989.04	-19562.97	75.40	-902.26	-1027.45
189	95	DX85	SLU_ENV_NL	Min	-67546.06	-20622.88	-330.33	-1827.01	-1027.45
190	96	DX85	SLU_ENV_NL	Max	34702.24	9259.83	305.96	1836.86	966.85
190	96	DX72	SLU_ENV_NL	Max	34089.50	11394.89	-75.36	902.26	966.85
190	96	DX73	SLU_ENV_NL	Max	60468.03	19006.97	-23.42	902.26	1080.45
190	96	DX86	SLU_ENV_NL	Max	61488.33	18882.35	250.67	1836.86	1080.45
190	96	DX85	SLU_ENV_NL	Min	-63249.24	-19319.31	144.21	-1374.49	-1085.04
190	96	DX72	SLU_ENV_NL	Min	-61717.44	-18296.02	-376.74	-687.03	-1085.04
190	96	DX73	SLU_ENV_NL	Min	-15341.73	-3216.15	-432.03	-687.03	-986.61
190	96	DX86	SLU_ENV_NL	Min	-17277.86	-6023.45	196.15	-1374.49	-986.61
191	753	DX363	SLU_ENV_NL	Max	8474.06	2087.50	431.56	37.17	12.99
191	753	DX350	SLU_ENV_NL	Max	8180.04	2644.40	1977.33	-39.10	12.99
191	753	DX351	SLU_ENV_NL	Max	240.71	-185.57	2033.51	-39.10	9.78
191	753	DX364	SLU_ENV_NL	Max	584.33	536.87	508.20	37.17	9.78
191	753	DX363	SLU_ENV_NL	Min	703.61	688.25	-393.03	-232.14	-4.81
191	753	DX350	SLU_ENV_NL	Min	-16.64	-176.44	527.71	-60.04	-4.81
191	753	DX351	SLU_ENV_NL	Min	-907.06	-462.49	604.35	-60.04	-15.98
191	753	DX364	SLU_ENV_NL	Min	259.32	-750.36	-336.84	-232.14	-15.98
192	97	DX88	SLU_ENV_NL	Max	230371.69	68471.22	419.39	6606.55	2119.40
192	97	DX75	SLU_ENV_NL	Max	222985.10	66506.93	-563.77	939.30	2119.40
192	97	DX76	SLU_ENV_NL	Max	299637.78	91306.65	677.61	939.30	3367.86
192	97	DX89	SLU_ENV_NL	Max	304201.45	90495.51	1299.14	6606.55	3367.86
192	97	DX88	SLU_ENV_NL	Min	-275719.50	-84202.93	-1185.96	-3981.35	-3383.65
192	97	DX75	SLU_ENV_NL	Min	-271501.00	-81064.06	-1807.49	-1252.91	-3383.65
192	97	DX76	SLU_ENV_NL	Min	-100861.25	-30296.30	-58.79	-1252.91	-2107.58
192	97	DX89	SLU_ENV_NL	Min	-99838.50	-29301.30	924.37	-3981.35	-2107.58
193	891	DX56	SLU_ENV_NL	Max	148974.66	44223.02	14513.57	2595.37	1886.65
193	891	SX56	SLU_ENV_NL	Max	128686.95	38270.95	14889.66	2595.37	2638.98
193	891	SX69	SLU_ENV_NL	Max	126741.19	38357.50	16739.28	1180.05	2638.98
193	891	DX69	SLU_ENV_NL	Max	145222.09	44036.01	16363.20	1180.05	1886.65
193	891	DX56	SLU_ENV_NL	Min	-167749.94	-49989.24	-2545.34	-3292.52	-2638.65
193	891	SX56	SLU_ENV_NL	Min	-165643.60	-49223.61	-2071.07	-3292.52	-1884.59
193	891	SX69	SLU_ENV_NL	Min	-163718.93	-49585.15	-3299.93	-600.60	-1884.59
193	891	DX69	SLU_ENV_NL	Min	-165638.90	-50027.41	-3774.21	-600.60	-2638.65
195	98	DX68	SLU_ENV_NL	Max	291969.33	86535.01	741.95	3309.47	2897.78
195	98	DX55	SLU_ENV_NL	Max	290634.70	87605.99	124.97	804.46	2897.78
195	98	DX56	SLU_ENV_NL	Max	218555.39	66089.14	11.65	804.46	1570.10
195	98	DX69	SLU_ENV_NL	Max	221819.69	66854.02	856.86	3309.47	1570.10
195	98	DX68	SLU_ENV_NL	Min	-99509.96	-30024.24	333.92	-5962.00	-1566.90
195	98	DX55	SLU_ENV_NL	Min	-98068.57	-30060.11	-511.29	-342.31	-1566.90
195	98	DX56	SLU_ENV_NL	Min	-260137.09	-76764.44	-1000.34	-342.31	-2914.82
195	98	DX69	SLU_ENV_NL	Min	-266155.48	-79956.65	-383.35	-5962.00	-2914.82
196	754	DX349	SLU_ENV_NL	Max	66016.96	19468.75	180.72	312.50	102.54
196	754	DX336	SLU_ENV_NL	Max	55479.01	17119.93	1420.59	-350.90	102.54
196	754	DX337	SLU_ENV_NL	Max	1887.00	481.68	861.39	-350.90	61.13
196	754	DX350	SLU_ENV_NL	Max	4030.83	965.42	-111.57	312.50	61.13
196	754	DX349	SLU_ENV_NL	Min	2958.94	1522.23	-921.72	-1666.85	-63.90
196	754	DX336	SLU_ENV_NL	Min	9797.23	2597.58	-1304.85	-520.53	-63.90
196	754	DX337	SLU_ENV_NL	Min	-315.79	-20.38	-494.70	-520.53	-94.98
196	754	DX350	SLU_ENV_NL	Min	-1273.59	17.89	-378.49	-1666.85	-94.98



Autorità Portuale di Taranto
Interventi per il dragaggio di 2,3 M³ di sedimenti in area Molo Polisettoriale e per la realizzazione di un primo lotto della cassa di colmata funzionale all'ampliamento del V Sporgente del Porto di Taranto

Allegati alla relazione di calcolo strutturale allineamento "BC"

Data 05/2016
Rev. B
c.d.c.: C296A
514B



197	99	DX71	SLU_ENV_NL	Max	67507.54	19289.79	561.64	1585.63	283.28
197	99	DX58	SLU_ENV_NL	Max	67908.96	20082.98	32.20	-284.34	283.28
197	99	DX59	SLU_ENV_NL	Max	31928.61	10662.91	-110.12	-284.34	1165.73
197	99	DX72	SLU_ENV_NL	Max	32560.77	8697.27	271.85	1585.63	1165.73
197	99	DX71	SLU_ENV_NL	Min	-15379.53	-5739.98	163.83	-953.28	-1184.58
197	99	DX58	SLU_ENV_NL	Min	-12902.92	-2989.19	-8.19	-1153.63	-1184.58
197	99	DX59	SLU_ENV_NL	Min	-64665.45	-18964.62	-297.98	-1153.63	-290.68
197	99	DX72	SLU_ENV_NL	Min	-65696.78	-20022.10	21.51	-953.28	-290.68
198	100	DX72	SLU_ENV_NL	Max	32560.46	8697.18	-21.56	986.30	1165.72
198	100	DX59	SLU_ENV_NL	Max	31928.12	10662.77	280.41	1153.64	1165.72
198	100	DX60	SLU_ENV_NL	Max	59732.48	17547.55	-18.50	1153.64	361.89
198	100	DX73	SLU_ENV_NL	Max	59376.14	16925.39	-163.78	986.30	361.89
198	100	DX72	SLU_ENV_NL	Min	-61373.06	-18706.16	-297.10	-1585.64	-368.46
198	100	DX59	SLU_ENV_NL	Min	-60330.51	-17682.96	110.08	135.08	-368.46
198	100	DX60	SLU_ENV_NL	Min	-12902.67	-2989.12	-32.15	135.08	-1184.58
198	100	DX73	SLU_ENV_NL	Min	-15379.12	-5739.88	-596.01	-1585.64	-1184.58
199	755	DX350	SLU_ENV_NL	Max	7927.12	2121.77	1888.86	103.39	2.25
199	755	DX337	SLU_ENV_NL	Max	6051.16	2404.31	-214.89	-96.43	2.25
199	755	DX338	SLU_ENV_NL	Max	355.80	1300.32	-458.61	-96.43	21.76
199	755	DX351	SLU_ENV_NL	Max	632.06	798.46	2074.33	103.39	21.76
199	755	DX350	SLU_ENV_NL	Min	372.43	522.38	694.58	-140.34	-19.58
199	755	DX337	SLU_ENV_NL	Min	3147.27	347.01	-2500.75	-172.13	-19.58
199	755	DX338	SLU_ENV_NL	Min	-471.06	-309.96	-2315.28	-172.13	-4.34
199	755	DX351	SLU_ENV_NL	Min	-848.10	332.09	450.85	-140.34	-4.34
200	101	DX75	SLU_ENV_NL	Max	221820.50	66854.27	403.88	5992.38	1570.12
200	101	DX62	SLU_ENV_NL	Max	218557.02	66089.64	1045.69	342.34	1570.12
200	101	DX63	SLU_ENV_NL	Max	295228.32	88970.96	511.05	342.34	2893.03
200	101	DX76	SLU_ENV_NL	Max	296528.93	87894.02	-334.20	5992.38	2893.03
200	101	DX75	SLU_ENV_NL	Min	-269356.73	-80866.69	-856.63	-3309.51	-2909.96
200	101	DX62	SLU_ENV_NL	Min	-263250.35	-77709.31	-11.38	-762.90	-2909.96
200	101	DX63	SLU_ENV_NL	Min	-98068.67	-30060.16	-122.79	-762.90	-1566.92
200	101	DX76	SLU_ENV_NL	Min	-99510.93	-30024.57	-764.59	-3309.51	-1566.92
201	892	DX75	SLU_ENV_NL	Max	143627.94	42512.00	3104.97	3766.15	2604.06
201	892	DX88	SLU_ENV_NL	Max	139251.54	42351.84	3519.72	1219.30	2604.06
201	892	SX88	SLU_ENV_NL	Max	123795.06	37602.49	5691.03	1219.30	3233.07
201	892	SX75	SLU_ENV_NL	Max	127427.92	37764.40	5276.29	3766.15	3233.07
201	892	DX75	SLU_ENV_NL	Min	-167262.84	-49715.78	-18680.98	-3197.00	-3238.33
201	892	DX88	SLU_ENV_NL	Min	-165289.89	-50050.03	-20358.93	-1718.10	-3238.33
201	892	SX88	SLU_ENV_NL	Min	-159540.18	-48436.89	-17818.66	-1718.10	-2607.17
201	892	SX75	SLU_ENV_NL	Min	-162125.19	-48062.72	-16140.70	-3197.00	-2607.17
202	893	DX88	SLU_ENV_NL	Max	137192.67	40383.33	2691.10	4666.44	3480.36
202	893	DX101	SLU_ENV_NL	Max	124473.82	38116.62	2357.79	1994.64	3480.36
202	893	SX101	SLU_ENV_NL	Max	115780.59	35353.67	4616.24	1994.64	4343.17
202	893	SX88	SLU_ENV_NL	Max	122142.68	36023.31	4949.55	4666.44	4343.17
202	893	DX88	SLU_ENV_NL	Min	-163637.96	-48472.34	-20491.06	-3905.58	-4351.06
202	893	DX101	SLU_ENV_NL	Min	-162510.62	-49372.23	-21801.52	-2701.55	-4351.06
202	893	SX101	SLU_ENV_NL	Min	-160848.90	-49026.84	-20860.40	-2701.55	-3481.90
202	893	SX88	SLU_ENV_NL	Min	-157482.58	-46472.60	-19549.93	-3905.58	-3481.90
203	102	DX55	SLU_ENV_NL	Max	288538.29	86418.04	-403.75	2773.77	2351.49
203	102	DX42	SLU_ENV_NL	Max	286522.27	87025.20	588.71	211.39	2351.49
203	102	DX43	SLU_ENV_NL	Max	214042.85	64041.23	895.46	211.39	1135.46
203	102	DX56	SLU_ENV_NL	Max	217126.17	64410.19	260.18	2773.77	1135.46
203	102	DX55	SLU_ENV_NL	Min	-96746.93	-28739.78	-689.48	-5277.28	-1134.96
203	102	DX42	SLU_ENV_NL	Min	-96575.78	-28495.80	-54.20	130.77	-1134.96
203	102	DX43	SLU_ENV_NL	Min	-255139.41	-76364.02	278.01	130.77	-2363.44
203	102	DX56	SLU_ENV_NL	Min	-258991.57	-78746.11	-714.44	-5277.28	-2363.44
204	756	DX336	SLU_ENV_NL	Max	54588.52	15767.15	1573.47	311.33	-32.46
204	756	DX323	SLU_ENV_NL	Max	64018.46	19598.60	211.15	-748.98	-32.46
204	756	DX324	SLU_ENV_NL	Max	8484.02	2894.70	-646.06	-748.98	76.92
204	756	DX337	SLU_ENV_NL	Max	1364.23	1243.30	716.25	311.33	76.92
204	756	DX336	SLU_ENV_NL	Min	11089.78	3899.85	-496.96	-794.46	-82.23
204	756	DX323	SLU_ENV_NL	Min	21861.25	5799.32	-212.40	-1095.24	-82.23
204	756	DX324	SLU_ENV_NL	Min	6039.93	1332.88	-1128.69	-1095.24	12.68
204	756	DX337	SLU_ENV_NL	Min	-183.06	-691.40	-1413.25	-794.46	12.68
205	103	DX58	SLU_ENV_NL	Max	68153.05	20768.47	168.02	1824.14	-377.43
205	103	DX45	SLU_ENV_NL	Max	69685.37	21636.43	685.21	-1058.89	-377.43
205	103	DX46	SLU_ENV_NL	Max	29515.74	9848.45	232.32	-1058.89	1393.20
205	103	DX59	SLU_ENV_NL	Max	30292.72	8095.91	-145.58	1824.14	1393.20
205	103	DX58	SLU_ENV_NL	Min	-12456.94	-4388.53	113.46	-186.61	-1410.71
205	103	DX45	SLU_ENV_NL	Min	-9416.94	-1760.05	338.41	-1443.78	-1410.71
205	103	DX46	SLU_ENV_NL	Min	-64654.55	-19133.47	24.82	-1443.78	371.00
205	103	DX59	SLU_ENV_NL	Min	-64976.97	-19874.86	-339.42	-186.61	371.00
206	104	DX59	SLU_ENV_NL	Max	30292.22	8095.76	301.64	240.84	1393.20
206	104	DX46	SLU_ENV_NL	Max	29515.36	9848.33	-24.79	1443.81	1393.20
206	104	DX47	SLU_ENV_NL	Max	61385.26	19071.52	-338.46	1443.81	-279.93
206	104	DX60	SLU_ENV_NL	Max	59980.37	18412.07	-125.30	240.84	-279.93
206	104	DX59	SLU_ENV_NL	Min	-60573.48	-18531.08	145.62	-1824.16	274.55
206	104	DX46	SLU_ENV_NL	Min	-60281.03	-17844.15	-274.93	887.09	274.55
206	104	DX47	SLU_ENV_NL	Min	-9416.49	-1759.90	-701.87	887.09	-1410.72
206	104	DX60	SLU_ENV_NL	Min	-12456.66	-4388.44	-168.05	-1824.16	-1410.72
207	757	DX337	SLU_ENV_NL	Max	5632.81	2030.44	-347.30	102.88	-7.66



Autorità Portuale di Taranto
Interventi per il dragaggio di 2,3 M³ di sedimenti in area Molo Polisettoriale e per la realizzazione di un primo lotto della cassa di colmata funzionale all'ampliamento del V Sporgente del Porto di Taranto

Allegati alla relazione di calcolo strutturale allineamento "BC"

Data 05/2016
Rev. B
c.d.c.: C296A
514B



207	757	DX324	SLU_ENV_NL	Max	7228.91	2515.16	453.33	-145.55	-7.66
207	757	DX325	SLU_ENV_NL	Max	138.35	-29.83	459.86	-145.55	30.49
207	757	DX338	SLU_ENV_NL	Max	399.31	814.43	-340.77	102.88	30.49
207	757	DX337	SLU_ENV_NL	Min	3946.11	1056.36	-2350.65	-94.35	-22.53
207	757	DX324	SLU_ENV_NL	Min	4202.01	768.93	-200.17	-250.47	-22.53
207	757	DX325	SLU_ENV_NL	Min	-863.74	-908.08	-324.47	-250.47	2.601E-02
207	757	DX338	SLU_ENV_NL	Min	-1277.01	-1432.75	-2474.95	-94.35	2.601E-02
208	105	DX62	SLU_ENV_NL	Max	217127.79	64410.67	739.32	5315.55	1135.43
208	105	DX49	SLU_ENV_NL	Max	214043.64	64041.45	-281.69	-130.82	1135.43
208	105	DX50	SLU_ENV_NL	Max	291066.75	88402.24	54.44	-130.82	2353.86
208	105	DX63	SLU_ENV_NL	Max	293135.14	87803.71	689.76	5315.55	2353.86
208	105	DX62	SLU_ENV_NL	Min	-262095.65	-79670.30	-260.41	-2773.75	-2365.59
208	105	DX49	SLU_ENV_NL	Min	-258222.24	-77333.48	-895.73	-178.37	-2365.59
208	105	DX50	SLU_ENV_NL	Min	-96576.75	-28496.08	-587.44	-178.37	-1134.93
208	105	DX63	SLU_ENV_NL	Min	-96747.01	-28739.77	433.57	-2773.75	-1134.93
209	894	DX101	SLU_ENV_NL	Max	121780.35	35542.58	2161.41	5652.49	4543.61
209	894	DX114	SLU_ENV_NL	Max	118226.35	36459.43	2420.52	2939.62	4543.61
209	894	SX114	SLU_ENV_NL	Max	109491.40	33656.01	2354.45	2939.62	5575.53
209	894	SX101	SLU_ENV_NL	Max	113602.08	33272.03	2095.34	5652.49	5575.53
209	894	DX101	SLU_ENV_NL	Min	-160332.38	-47291.52	-22724.67	-4762.55	-5574.16
209	894	DX114	SLU_ENV_NL	Min	-154666.33	-47208.10	-23541.17	-3796.40	-5574.16
209	894	SX114	SLU_ENV_NL	Min	-149716.13	-45906.77	-21179.84	-3796.40	-4544.96
209	894	SX101	SLU_ENV_NL	Min	-158156.06	-46454.89	-20363.34	-4762.55	-4544.96
211	106	DX42	SLU_ENV_NL	Max	284322.48	84616.16	2095.99	2080.01	2135.44
211	106	DX29	SLU_ENV_NL	Max	287965.48	86132.37	1402.97	795.38	2135.44
211	106	DX30	SLU_ENV_NL	Max	216659.91	65671.04	-1583.92	795.38	544.76
211	106	DX43	SLU_ENV_NL	Max	213486.69	64095.26	-678.45	2080.01	544.76
211	106	DX42	SLU_ENV_NL	Min	-96366.70	-29706.73	1561.25	-4986.64	-558.77
211	106	DX29	SLU_ENV_NL	Min	-91709.96	-27777.60	655.78	7.36	-558.77
211	106	DX30	SLU_ENV_NL	Min	-244768.97	-72597.10	-2215.41	7.36	-2154.55
211	106	DX43	SLU_ENV_NL	Min	-253512.07	-75863.15	-1522.39	-4986.64	-2154.55
212	758	DX323	SLU_ENV_NL	Max	63778.47	18532.31	-50.14	178.96	8.68
212	758	DX310	SLU_ENV_NL	Max	60311.64	18819.89	1522.99	-879.97	8.68
212	758	DX311	SLU_ENV_NL	Max	6600.52	2328.73	1094.71	-879.97	81.08
212	758	DX324	SLU_ENV_NL	Max	8127.54	2293.41	-478.42	178.96	81.08
212	758	DX323	SLU_ENV_NL	Min	23531.53	8044.63	-979.51	-1015.26	-77.86
212	758	DX310	SLU_ENV_NL	Min	29320.11	8126.41	-1595.96	-888.16	-77.86
212	758	DX311	SLU_ENV_NL	Min	4855.81	1002.72	-1195.88	-888.16	-10.40
212	758	DX324	SLU_ENV_NL	Min	5331.41	1972.77	-579.43	-1015.26	-10.40
213	107	DX45	SLU_ENV_NL	Max	69920.68	20301.56	975.70	2377.03	-1482.93
213	107	DX32	SLU_ENV_NL	Max	73623.58	21740.07	536.40	-2061.85	-1482.93
213	107	DX33	SLU_ENV_NL	Max	26632.79	8932.24	-118.49	-2061.85	1895.54
213	107	DX46	SLU_ENV_NL	Max	27642.42	7323.01	126.53	2377.03	1895.54
213	107	DX45	SLU_ENV_NL	Min	-8814.98	-3472.49	574.59	1082.86	-1913.06
213	107	DX32	SLU_ENV_NL	Min	-4593.43	-699.56	508.09	-2364.21	-1913.06
213	107	DX33	SLU_ENV_NL	Min	-66069.17	-19401.14	-312.77	-2364.21	1474.70
213	107	DX46	SLU_ENV_NL	Min	-65556.82	-20021.79	-51.99	1082.86	1474.70
214	108	DX46	SLU_ENV_NL	Max	27642.01	7322.89	51.94	-1011.57	1895.55
214	108	DX33	SLU_ENV_NL	Max	26632.21	8932.07	291.43	2173.42	1895.55
214	108	DX34	SLU_ENV_NL	Max	65225.00	19125.78	-508.04	2173.42	-1369.97
214	108	DX47	SLU_ENV_NL	Max	61608.05	17897.64	-574.55	-1011.57	-1369.97
214	108	DX46	SLU_ENV_NL	Min	-61100.37	-18658.77	-154.49	-2377.06	1362.74
214	108	DX33	SLU_ENV_NL	Min	-61571.38	-18077.89	118.45	2061.89	1362.74
214	108	DX34	SLU_ENV_NL	Min	-4593.04	-699.45	-567.74	2061.89	-1913.07
214	108	DX47	SLU_ENV_NL	Min	-8814.52	-3472.36	-1013.66	-2377.06	-1913.07
215	759	DX324	SLU_ENV_NL	Max	6991.27	2199.02	607.43	62.13	-4.08
215	759	DX311	SLU_ENV_NL	Max	8437.29	3123.68	-1.04	-118.34	-4.08
215	759	DX312	SLU_ENV_NL	Max	671.25	1314.43	-311.20	-118.34	29.39
215	759	DX325	SLU_ENV_NL	Max	57.68	599.86	297.27	62.13	29.39
215	759	DX324	SLU_ENV_NL	Min	4970.11	1630.94	-271.16	-117.53	-24.19
215	759	DX311	SLU_ENV_NL	Min	7502.47	1539.75	-1495.11	-294.93	-24.19
215	759	DX312	SLU_ENV_NL	Min	572.11	-694.40	-1507.91	-294.93	-3.96
215	759	DX325	SLU_ENV_NL	Min	-750.43	-206.62	-283.96	-117.53	-3.96
216	109	DX49	SLU_ENV_NL	Max	213487.50	64095.51	1546.69	5031.38	544.76
216	109	DX36	SLU_ENV_NL	Max	216661.56	65671.54	2263.74	17.85	544.76
216	109	DX37	SLU_ENV_NL	Max	292504.98	87487.20	-656.01	17.85	2143.83
216	109	DX50	SLU_ENV_NL	Max	288847.31	85953.14	-1561.50	5031.38	2143.83
216	109	DX49	SLU_ENV_NL	Min	-256557.54	-76733.49	678.69	-2080.01	-2162.94
216	109	DX36	SLU_ENV_NL	Min	-247700.06	-73487.72	1584.18	-795.40	-2162.94
216	109	DX37	SLU_ENV_NL	Min	-91710.16	-27777.67	-1397.51	-795.40	-558.77
216	109	DX50	SLU_ENV_NL	Min	-96367.70	-29707.07	-2114.56	-2080.01	-558.77
217	895	DX73	SLU_ENV_NL	Max	24324.84	7250.32	2671.83	401.68	533.62
217	895	DX86	SLU_ENV_NL	Max	24273.81	7329.27	3826.03	305.59	533.62
217	895	SX86	SLU_ENV_NL	Max	30234.16	9144.39	3917.90	305.59	340.88
217	895	SX73	SLU_ENV_NL	Max	33308.06	9918.27	2763.71	401.68	340.88
217	895	DX73	SLU_ENV_NL	Min	-19418.76	-5751.72	-17342.51	-599.61	-340.28
217	895	DX86	SLU_ENV_NL	Min	-21187.52	-6430.16	-19909.30	-175.57	-340.28
217	895	SX86	SLU_ENV_NL	Min	-15356.08	-4654.11	-20834.33	-175.57	-534.51
217	895	SX73	SLU_ENV_NL	Min	-16137.36	-4793.92	-18267.53	-599.61	-534.51
218	896	DX86	SLU_ENV_NL	Max	24177.56	7242.73	3499.48	176.27	465.32
218	896	DX99	SLU_ENV_NL	Max	19942.28	5993.23	5376.43	252.61	465.32



Autorità Portuale di Taranto
Interventi per il dragaggio di 2,3 M³ di sedimenti in area Molo Polisettoriale e per la realizzazione di un primo lotto della cassa di colmata funzionale all'ampliamento del V Sporgente del Porto di Taranto

Allegati alla relazione di calcolo strutturale allineamento "BC"

Data 05/2016
Rev. B
c.d.c.: C296A
514B



218	896	SX99	SLU_ENV_NL	Max	29077.59	8788.03	7230.83	252.61	77.39
218	896	SX86	SLU_ENV_NL	Max	30003.36	8936.26	5353.87	176.27	77.39
218	896	DX86	SLU_ENV_NL	Min	-20956.91	-6222.66	-22686.11	-537.13	-76.48
218	896	DX99	SLU_ENV_NL	Min	-20744.02	-6287.62	-26533.75	45.87	-76.48
218	896	SX99	SLU_ENV_NL	Min	-19306.97	-5802.88	-26848.90	45.87	-466.58
218	896	SX86	SLU_ENV_NL	Min	-15259.69	-4567.12	-23001.26	-537.13	-466.58
219	110	DX29	SLU_ENV_NL	Max	286867.02	86586.97	3245.47	1600.01	1618.06
219	110	DX16	SLU_ENV_NL	Max	297592.67	89957.05	4221.90	1259.58	1618.06
219	110	DX17	SLU_ENV_NL	Max	227286.60	68226.75	-3041.03	1259.58	129.26
219	110	DX30	SLU_ENV_NL	Max	215992.70	64176.32	-3735.55	1600.01	129.26
219	110	DX29	SLU_ENV_NL	Min	-91361.07	-27343.94	2847.65	-4361.71	-163.17
219	110	DX16	SLU_ENV_NL	Min	-80185.27	-22911.58	3542.17	-556.93	-163.17
219	110	DX17	SLU_ENV_NL	Min	-229238.24	-68888.37	-3343.39	-556.93	-1650.36
219	110	DX30	SLU_ENV_NL	Min	-243834.95	-73599.82	-4319.81	-4361.71	-1650.36
220	760	DX310	SLU_ENV_NL	Max	59992.59	17082.74	1892.31	9.03	-49.61
220	760	DX297	SLU_ENV_NL	Max	63936.10	19860.87	357.41	-956.14	-49.61
220	760	DX298	SLU_ENV_NL	Max	14263.30	3481.49	-868.46	-956.14	69.08
220	760	DX311	SLU_ENV_NL	Max	6266.84	3108.72	666.43	9.03	69.08
220	760	DX310	SLU_ENV_NL	Min	30909.31	10205.46	-1357.35	-688.14	-75.79
220	760	DX297	SLU_ENV_NL	Min	44905.49	12350.81	-1000.13	-1260.75	-75.79
220	760	DX298	SLU_ENV_NL	Min	6135.67	2460.56	-1263.01	-1260.75	36.33
220	760	DX311	SLU_ENV_NL	Min	4032.21	257.08	-1620.23	-688.14	36.33
221	111	DX32	SLU_ENV_NL	Max	75227.12	23114.73	658.97	2609.85	-2028.80
221	111	DX19	SLU_ENV_NL	Max	79738.79	24513.44	1107.36	-2376.91	-2028.80
221	111	DX20	SLU_ENV_NL	Max	23432.73	7883.57	173.77	-2376.91	2132.50
221	111	DX33	SLU_ENV_NL	Max	24627.18	6805.30	-178.23	2609.85	2132.50
221	111	DX32	SLU_ENV_NL	Min	-3360.66	-1148.77	598.54	1682.38	-2146.18
221	111	DX19	SLU_ENV_NL	Min	1396.36	1194.94	813.70	-3039.07	-2146.18
221	111	DX20	SLU_ENV_NL	Min	-68787.23	-20280.07	-23.50	-3039.07	2022.25
221	111	DX33	SLU_ENV_NL	Min	-67595.69	-20519.04	-335.05	1682.38	2022.25
222	112	DX33	SLU_ENV_NL	Max	24626.55	6805.10	382.61	-1583.83	2132.52
222	112	DX20	SLU_ENV_NL	Max	23432.39	7883.47	23.59	2818.67	2132.52
222	112	DX21	SLU_ENV_NL	Max	71463.38	21921.52	-813.81	2818.67	-1891.63
222	112	DX34	SLU_ENV_NL	Max	66817.43	20706.20	-659.07	-1583.83	-1891.63
222	112	DX33	SLU_ENV_NL	Min	-62998.77	-19108.17	178.33	-2609.90	1885.72
222	112	DX20	SLU_ENV_NL	Min	-63899.91	-18845.67	-123.96	2376.96	1885.72
222	112	DX21	SLU_ENV_NL	Min	1397.24	1195.21	-1213.47	2376.96	-2146.20
222	112	DX34	SLU_ENV_NL	Min	-3360.23	-1148.63	-706.90	-2609.90	-2146.20
223	761	DX311	SLU_ENV_NL	Max	9525.60	4097.12	-193.44	4.09	3.62
223	761	DX298	SLU_ENV_NL	Max	9219.54	2410.92	36.19	-59.61	3.62
223	761	DX299	SLU_ENV_NL	Max	46.69	577.02	63.83	-59.61	30.64
223	761	DX312	SLU_ENV_NL	Max	901.02	1472.30	-165.79	4.09	30.64
223	761	DX311	SLU_ENV_NL	Min	6842.61	1105.21	-1569.70	-158.79	-18.19
223	761	DX298	SLU_ENV_NL	Min	5986.92	1957.58	-1313.65	-321.35	-18.19
223	761	DX299	SLU_ENV_NL	Min	-670.08	-1054.67	-1215.33	-321.35	-11.26
223	761	DX312	SLU_ENV_NL	Min	37.30	-979.79	-1471.37	-158.79	-11.26
224	113	DX36	SLU_ENV_NL	Max	215994.38	64176.83	4448.70	4421.72	129.21
224	113	DX23	SLU_ENV_NL	Max	227287.36	68226.98	3436.21	565.44	129.21
224	113	DX24	SLU_ENV_NL	Max	302368.87	91421.77	-3541.87	565.44	1639.85
224	113	DX37	SLU_ENV_NL	Max	291395.51	87954.34	-2847.34	4421.72	1639.85
224	113	DX36	SLU_ENV_NL	Min	-246743.11	-74463.27	3735.27	-1599.95	-1672.80
224	113	DX23	SLU_ENV_NL	Min	-231756.42	-69686.99	3040.74	-1259.66	-1672.80
224	113	DX24	SLU_ENV_NL	Min	-80186.55	-22911.96	-4323.68	-1259.66	-163.11
224	113	DX37	SLU_ENV_NL	Min	-91361.29	-27343.99	-3311.20	-1599.95	-163.11
225	897	DX99	SLU_ENV_NL	Max	19960.10	6009.40	7700.09	-19.07	372.07
225	897	DX112	SLU_ENV_NL	Max	20748.42	6203.16	10095.49	241.95	372.07
225	897	SX112	SLU_ENV_NL	Max	25686.35	7757.77	10282.75	241.95	-153.92
225	897	SX99	SLU_ENV_NL	Max	28883.97	8613.32	7887.35	-19.07	-153.92
225	897	DX99	SLU_ENV_NL	Min	-20550.65	-6113.72	-29597.98	-454.20	154.08
225	897	DX112	SLU_ENV_NL	Min	-22837.23	-6902.65	-32624.45	177.65	154.08
225	897	SX112	SLU_ENV_NL	Min	-18912.72	-5652.49	-33161.78	177.65	-373.53
225	897	SX99	SLU_ENV_NL	Min	-19324.70	-5818.73	-30135.31	-454.20	-373.53
227	114	DX16	SLU_ENV_NL	Max	296327.34	88201.15	3159.70	1301.81	630.68
227	114	DX3	SLU_ENV_NL	Max	304920.03	90700.47	2400.12	1567.29	630.68
227	114	DX4	SLU_ENV_NL	Max	233742.75	70275.78	-2384.75	1567.29	-121.06
227	114	DX17	SLU_ENV_NL	Max	227388.82	68538.34	-1493.20	1301.81	-121.06
227	114	DX16	SLU_ENV_NL	Min	-80788.06	-24891.73	2185.48	-3183.99	106.99
227	114	DX3	SLU_ENV_NL	Min	-74951.35	-23108.54	1293.93	-1689.62	106.99
227	114	DX4	SLU_ENV_NL	Min	-218303.90	-65129.81	-3187.13	-1689.62	-653.03
227	114	DX17	SLU_ENV_NL	Min	-228299.78	-68222.06	-2427.55	-3183.99	-653.03
228	762	DX297	SLU_ENV_NL	Max	63967.18	18243.58	-651.81	-363.47	-16.97
228	762	DX284	SLU_ENV_NL	Max	61403.89	19541.71	-2207.65	-747.30	-16.97
228	762	DX285	SLU_ENV_NL	Max	7590.68	1548.11	-1702.15	-747.30	40.64
228	762	DX298	SLU_ENV_NL	Max	14415.60	6117.04	-63.42	-363.47	40.64
228	762	DX297	SLU_ENV_NL	Min	46435.95	15324.44	-1481.25	-770.05	-42.03
228	762	DX284	SLU_ENV_NL	Min	40408.29	11019.72	-2569.85	-1300.41	-42.03
228	762	DX285	SLU_ENV_NL	Min	-590.68	1112.89	-1981.45	-1300.41	37.58
228	762	DX298	SLU_ENV_NL	Min	5104.11	742.92	-975.74	-770.05	37.58
229	115	DX19	SLU_ENV_NL	Max	80405.41	23304.13	497.60	1331.12	-1010.20
229	115	DX6	SLU_ENV_NL	Max	82027.92	23992.30	315.96	-1162.41	-1010.20
229	115	DX7	SLU_ENV_NL	Max	21170.70	6397.87	-145.18	-1162.41	1068.91



Autorità Portuale di Taranto
Interventi per il dragaggio di 2,3 M m³ di sedimenti in area Molo Polisettoriale e per la realizzazione di un primo lotto della cassa di colmata funzionale all'ampliamento del V Sporgente del Porto di Taranto

Allegati alla relazione di calcolo strutturale allineamento "BC"

Data 05/2016
Rev. B
c.d.c.: C296A
514B

229	115	DX20	SLU_ENV_NL	Max	21926.45	6491.52	410.68	1331.12	1068.91
229	115	DX19	SLU_ENV_NL	Min	2294.83	560.97	488.56	468.22	-1070.56
229	115	DX6	SLU_ENV_NL	Min	4572.03	1068.06	-78.23	-1882.98	-1070.56
229	115	DX7	SLU_ENV_NL	Min	-71271.52	-21195.23	-156.10	-1882.98	1007.15
229	115	DX20	SLU_ENV_NL	Min	-70114.23	-21272.03	36.47	468.22	1007.15
230	116	DX20	SLU_ENV_NL	Max	21926.08	6491.40	-36.36	-414.83	1068.92
230	116	DX7	SLU_ENV_NL	Max	21170.67	6397.86	501.85	1705.49	1068.92
230	116	DX8	SLU_ENV_NL	Max	74952.73	21811.94	-316.07	1705.49	-912.27
230	116	DX21	SLU_ENV_NL	Max	72121.82	20915.64	-497.73	-414.83	-912.27
230	116	DX20	SLU_ENV_NL	Min	-65132.72	-19754.40	-52.18	-1331.14	906.97
230	116	DX7	SLU_ENV_NL	Min	-64959.48	-19324.79	145.29	1162.44	906.97
230	116	DX8	SLU_ENV_NL	Min	4573.36	1068.45	-358.29	1162.44	-1070.57
230	116	DX21	SLU_ENV_NL	Min	2295.73	561.23	-912.32	-1331.14	-1070.57
231	763	DX298	SLU_ENV_NL	Max	10321.49	4895.17	108.90	-117.16	15.13
231	763	DX285	SLU_ENV_NL	Max	11491.85	2863.79	-1370.40	59.29	15.13
231	763	DX286	SLU_ENV_NL	Max	1207.73	1668.35	-1368.52	59.29	16.23
231	763	DX299	SLU_ENV_NL	Max	108.96	2277.75	-47.24	-117.16	16.23
231	763	DX298	SLU_ENV_NL	Min	5322.36	811.17	-1279.87	-223.07	-3.78
231	763	DX285	SLU_ENV_NL	Min	5254.91	2712.11	-2180.18	-250.55	-3.78
231	763	DX286	SLU_ENV_NL	Min	245.78	-206.99	-2336.32	-250.55	-27.24
231	763	DX299	SLU_ENV_NL	Min	-188.36	-821.93	-1278.00	-223.07	-27.24
232	117	DX23	SLU_ENV_NL	Max	227389.60	68538.57	2455.13	3272.85	-121.05
232	117	DX10	SLU_ENV_NL	Max	233745.23	70276.52	3252.03	1666.84	-121.05
232	117	DX11	SLU_ENV_NL	Max	309651.96	92089.86	-1294.44	1666.84	678.64
232	117	DX24	SLU_ENV_NL	Max	301055.91	89596.93	-2185.99	3272.85	678.64
232	117	DX23	SLU_ENV_NL	Min	-230759.90	-68916.96	1493.71	-1301.83	-700.97
232	117	DX10	SLU_ENV_NL	Min	-220591.18	-65823.26	2385.26	-1567.29	-700.97
232	117	DX11	SLU_ENV_NL	Min	-74950.96	-23108.41	-2393.91	-1567.29	106.98
232	117	DX24	SLU_ENV_NL	Min	-80789.37	-24892.14	-3190.81	-1301.83	106.98
233	898	DX71	SLU_ENV_NL	Max	24325.72	7250.59	17342.43	721.21	649.83
233	898	SX71	SLU_ENV_NL	Max	37372.91	11121.62	18267.53	721.21	340.90
233	898	SX84	SLU_ENV_NL	Max	34155.23	10336.82	20834.33	175.58	340.90
233	898	DX84	SLU_ENV_NL	Max	24274.76	7329.56	19909.23	175.58	649.83
233	898	DX71	SLU_ENV_NL	Min	-23681.68	-7014.49	-1401.73	-401.70	-340.30
233	898	SX71	SLU_ENV_NL	Min	-16138.33	-4794.21	-1477.87	-401.70	-650.73
233	898	SX84	SLU_ENV_NL	Min	-15356.94	-4654.37	-2719.32	-380.96	-650.73
233	898	DX84	SLU_ENV_NL	Min	-25310.23	-7683.08	-2643.18	-380.96	-340.30
234	764	DX284	SLU_ENV_NL	Max	77106.75	21950.60	-2142.25	-385.46	-81.98
234	764	DX271	SLU_ENV_NL	Max	90430.11	28085.96	-496.34	-1530.28	-81.98
234	764	DX272	SLU_ENV_NL	Max	12121.18	1922.76	-1318.50	-1530.28	183.04
234	764	DX285	SLU_ENV_NL	Max	9580.46	3831.82	-2964.41	-385.46	183.04
234	764	DX284	SLU_ENV_NL	Min	51871.94	16723.61	-2583.00	-493.63	-214.28
234	764	DX271	SLU_ENV_NL	Min	59290.34	16270.33	-1471.17	-3140.77	-214.28
234	764	DX272	SLU_ENV_NL	Min	773.43	888.51	-2086.86	-3140.77	89.85
234	764	DX285	SLU_ENV_NL	Min	-2954.82	-2347.63	-3198.70	-493.63	89.85
235	118	SX378	SLU_ENV_NL	Max	495.51	1333.14	346.18	72.90	11.30
235	118	SX365	SLU_ENV_NL	Max	552.42	1337.15	2743.29	86.65	11.30
235	118	SX366	SLU_ENV_NL	Max	1662.43	1176.60	2689.13	86.65	34.95
235	118	SX379	SLU_ENV_NL	Max	984.31	1037.43	292.03	72.90	34.95
235	118	SX378	SLU_ENV_NL	Min	303.44	401.51	-569.23	-57.63	-32.16
235	118	SX365	SLU_ENV_NL	Min	95.12	164.96	-554.01	-348.44	-32.16
235	118	SX366	SLU_ENV_NL	Min	-9360.03	-2672.68	-407.21	-348.44	-11.68
235	118	SX379	SLU_ENV_NL	Min	-7049.79	-1861.02	-422.44	-57.63	-11.68
236	119	SX379	SLU_ENV_NL	Max	115.41	772.60	-303.64	-123.59	19.87
236	119	SX366	SLU_ENV_NL	Max	3359.32	1689.83	3296.98	203.83	19.87
236	119	SX367	SLU_ENV_NL	Max	6500.85	1970.40	2883.24	203.83	97.39
236	119	SX380	SLU_ENV_NL	Max	1390.93	496.57	21.83	-123.59	97.39
236	119	SX379	SLU_ENV_NL	Min	-5035.58	-1240.94	-671.80	-255.85	-85.24
236	119	SX366	SLU_ENV_NL	Min	-8822.60	-2527.27	-172.94	-1552.32	-85.24
236	119	SX367	SLU_ENV_NL	Min	-61884.32	-18520.70	520.69	-1552.32	-26.25
236	119	SX380	SLU_ENV_NL	Min	-51502.78	-15252.71	-717.38	-255.85	-26.25
237	120	SX380	SLU_ENV_NL	Max	19409.60	5845.99	556.25	562.07	1611.06
237	120	SX367	SLU_ENV_NL	Max	17455.25	5456.19	1579.89	1920.09	1611.06
237	120	SX368	SLU_ENV_NL	Max	34446.10	10448.99	-54.30	1920.09	195.69
237	120	SX381	SLU_ENV_NL	Max	30251.99	9090.23	-311.42	562.07	195.69
237	120	SX380	SLU_ENV_NL	Min	-82949.58	-24785.89	332.57	-1833.79	-199.53
237	120	SX367	SLU_ENV_NL	Min	-79875.39	-23962.16	378.31	102.00	-199.53
237	120	SX368	SLU_ENV_NL	Min	26824.49	6875.84	-265.68	102.00	-1613.64
237	120	SX381	SLU_ENV_NL	Min	24519.72	6257.46	-1077.94	-1833.79	-1613.64
238	765	DX285	SLU_ENV_NL	Max	15168.56	5526.99	-1923.09	-126.65	18.98
238	765	DX272	SLU_ENV_NL	Max	13351.99	2273.27	-2324.71	78.13	18.98
238	765	DX273	SLU_ENV_NL	Max	-1443.73	269.44	-1917.95	78.13	40.49
238	765	DX286	SLU_ENV_NL	Max	945.68	1033.83	-1516.33	-126.65	40.49
238	765	DX285	SLU_ENV_NL	Min	5147.31	111.84	-2924.65	-223.57	-17.99
238	765	DX272	SLU_ENV_NL	Min	1144.78	971.08	-2325.82	-516.35	-17.99
238	765	DX273	SLU_ENV_NL	Min	-2030.89	-2461.98	-2189.78	-516.35	-26.29
238	765	DX286	SLU_ENV_NL	Min	532.31	-1064.36	-2788.61	-223.57	-26.29
239	121	SX383	SLU_ENV_NL	Max	62033.99	18810.08	348.20	1742.86	539.85
239	121	SX370	SLU_ENV_NL	Max	66014.59	20061.97	266.34	710.65	539.85
239	121	SX371	SLU_ENV_NL	Max	23799.90	7049.74	-0.56	710.65	1859.20
239	121	SX384	SLU_ENV_NL	Max	22682.98	6849.62	284.42	1742.86	1859.20



239	121	SX383	SLU_ENV_NL	Min	-2597.10	-1328.22	108.25	-547.20	-1860.37
239	121	SX370	SLU_ENV_NL	Min	-3571.27	-1697.08	-167.06	-2592.24	-1860.37
239	121	SX371	SLU_ENV_NL	Min	-74298.53	-22134.97	-230.84	-2592.24	-539.40
239	121	SX384	SLU_ENV_NL	Min	-71258.21	-21321.55	-158.66	-547.20	-539.40
240	122	SX384	SLU_ENV_NL	Max	22682.80	6849.57	155.87	547.21	1853.50
240	122	SX371	SLU_ENV_NL	Max	23799.87	7049.73	230.91	2576.12	1853.50
240	122	SX372	SLU_ENV_NL	Max	64956.79	19738.09	167.06	2576.12	539.86
240	122	SX385	SLU_ENV_NL	Max	60984.78	18495.89	-111.23	547.21	539.86
240	122	SX384	SLU_ENV_NL	Min	-69256.05	-20720.09	-284.39	-1745.73	-539.41
240	122	SX371	SLU_ENV_NL	Min	-72290.02	-21533.22	1.50	-710.67	-539.41
240	122	SX372	SLU_ENV_NL	Min	-3571.23	-1697.10	-265.59	-710.67	-1854.64
240	122	SX385	SLU_ENV_NL	Min	-2597.15	-1328.27	-348.25	-1745.73	-1854.64
241	766	DX271	SLU_ENV_NL	Max	93017.48	26809.45	-582.22	-323.73	-124.61
241	766	DX258	SLU_ENV_NL	Max	108522.47	33835.92	1636.52	-1974.98	-124.61
241	766	DX259	SLU_ENV_NL	Max	18650.79	3789.91	456.79	-1974.98	180.33
241	766	DX272	SLU_ENV_NL	Max	11325.42	4478.29	-1556.59	-323.73	180.33
241	766	DX271	SLU_ENV_NL	Min	62042.03	20234.57	-1275.32	-850.48	-216.31
241	766	DX258	SLU_ENV_NL	Min	75278.65	21334.14	-2213.34	-3493.10	-216.31
241	766	DX259	SLU_ENV_NL	Min	1657.00	2136.32	-3187.70	-3493.10	123.24
241	766	DX272	SLU_ENV_NL	Min	-2952.65	-1630.67	-2455.05	-850.48	123.24
242	123	SX387	SLU_ENV_NL	Max	28696.39	8657.32	1077.99	1836.08	195.69
242	123	SX374	SLU_ENV_NL	Max	32881.14	9990.05	267.22	-102.00	195.69
242	123	SX375	SLU_ENV_NL	Max	14330.65	4510.12	-374.51	-102.00	1617.26
242	123	SX388	SLU_ENV_NL	Max	16302.62	4941.07	-340.88	1836.08	1617.26
242	123	SX387	SLU_ENV_NL	Min	24519.84	6257.54	300.85	-562.08	-1619.66
242	123	SX374	SLU_ENV_NL	Min	26824.87	6876.01	54.39	-1932.03	-1619.66
242	123	SX375	SLU_ENV_NL	Min	-79875.59	-23962.21	-1579.96	-1932.03	-199.53
242	123	SX388	SLU_ENV_NL	Min	-82950.05	-24786.03	-556.35	-562.08	-199.53
243	767	DX272	SLU_ENV_NL	Max	14873.06	5570.21	-1999.70	-19.07	-14.97
243	767	DX259	SLU_ENV_NL	Max	19324.70	3964.45	53.50	-76.55	-14.97
243	767	DX260	SLU_ENV_NL	Max	1259.12	2115.89	-385.72	-76.55	49.47
243	767	DX273	SLU_ENV_NL	Max	-1708.93	169.46	-2228.81	-19.07	49.47
243	767	DX272	SLU_ENV_NL	Min	548.12	-546.96	-2053.28	-97.29	-36.30
243	767	DX259	SLU_ENV_NL	Min	3466.06	2645.56	-2690.31	-668.85	-36.30
243	767	DX260	SLU_ENV_NL	Min	203.06	-2174.20	-2919.42	-668.85	-6.34
243	767	DX273	SLU_ENV_NL	Min	-1773.44	-1085.38	-2492.50	-97.29	-6.34
244	768	DX258	SLU_ENV_NL	Max	111465.17	32143.36	1504.51	-670.28	-103.44
244	768	DX245	SLU_ENV_NL	Max	131321.08	40446.61	-259.36	-2042.72	-103.44
244	768	DX246	SLU_ENV_NL	Max	24355.43	6146.52	-1497.18	-2042.72	243.98
244	768	DX259	SLU_ENV_NL	Max	17899.81	6983.69	386.39	-670.28	243.98
244	768	DX258	SLU_ENV_NL	Min	77975.93	24628.04	-2228.19	-822.98	-286.63
244	768	DX245	SLU_ENV_NL	Min	90970.37	25727.88	-379.06	-4358.15	-286.63
244	768	DX246	SLU_ENV_NL	Min	4048.19	1908.61	-1603.08	-4358.15	102.56
244	768	DX259	SLU_ENV_NL	Min	-3209.13	-2582.57	-3571.91	-822.98	102.56
245	124	SX365	SLU_ENV_NL	Max	423.11	-32.16	2703.74	35.47	14.90
245	124	SX352	SLU_ENV_NL	Max	-412.28	-591.02	552.62	123.86	14.90
245	124	SX353	SLU_ENV_NL	Max	1330.25	-117.48	584.12	123.86	37.06
245	124	SX366	SLU_ENV_NL	Max	1399.80	-143.32	2735.24	35.47	37.06
245	124	SX365	SLU_ENV_NL	Min	-310.62	-1095.16	-594.17	-61.94	-32.47
245	124	SX352	SLU_ENV_NL	Min	-779.31	-1201.19	-992.33	-401.06	-32.47
245	124	SX353	SLU_ENV_NL	Min	-12692.45	-4189.26	-798.86	-401.06	-14.69
245	124	SX366	SLU_ENV_NL	Min	-9853.69	-3027.78	-400.69	-61.94	-14.69
246	125	SX366	SLU_ENV_NL	Max	2563.13	198.54	2909.72	-123.43	32.67
246	125	SX353	SLU_ENV_NL	Max	-1922.48	-1086.16	402.39	298.24	32.67
246	125	SX354	SLU_ENV_NL	Max	3426.51	987.33	794.01	298.24	101.55
246	125	SX367	SLU_ENV_NL	Max	6836.55	1926.76	3301.35	-123.43	101.55
246	125	SX366	SLU_ENV_NL	Min	-7451.47	-2290.92	-303.93	-409.16	-87.41
246	125	SX353	SLU_ENV_NL	Min	-11566.72	-3867.73	-917.70	-1750.54	-87.41
246	125	SX354	SLU_ENV_NL	Min	-74593.66	-22639.93	-169.16	-1750.54	-26.73
246	125	SX367	SLU_ENV_NL	Min	-63302.55	-18914.04	444.61	-409.16	-26.73
247	126	SX367	SLU_ENV_NL	Max	16436.84	4819.40	2473.43	469.15	1744.56
247	126	SX354	SLU_ENV_NL	Max	13882.96	4091.43	1615.62	2100.52	1744.56
247	126	SX355	SLU_ENV_NL	Max	39530.25	11791.04	-310.25	2100.52	113.40
247	126	SX368	SLU_ENV_NL	Max	35341.59	10676.08	-217.18	469.15	113.40
247	126	SX367	SLU_ENV_NL	Min	-79824.89	-24062.42	284.56	-1962.38	-122.93
247	126	SX354	SLU_ENV_NL	Min	-73933.66	-22229.98	191.49	194.04	-122.93
247	126	SX355	SLU_ENV_NL	Min	32747.09	10724.34	-1751.12	194.04	-1745.59
247	126	SX368	SLU_ENV_NL	Min	27375.50	8981.12	-893.30	-1962.38	-1745.59
248	769	DX259	SLU_ENV_NL	Max	21116.76	7970.16	-195.80	2.02	-14.41
248	769	DX246	SLU_ENV_NL	Max	21275.71	5201.21	-873.54	-103.08	-14.41
248	769	DX247	SLU_ENV_NL	Max	-593.06	300.31	-902.15	-103.08	45.38
248	769	DX260	SLU_ENV_NL	Max	877.27	2040.97	-224.42	2.02	45.38
248	769	DX259	SLU_ENV_NL	Min	2507.79	-822.03	-2895.04	-215.56	-25.27
248	769	DX246	SLU_ENV_NL	Min	1531.54	1108.14	-2243.68	-686.38	-25.27
248	769	DX247	SLU_ENV_NL	Min	-716.44	-1222.19	-2076.18	-686.38	1.36
248	769	DX260	SLU_ENV_NL	Min	37.74	-1682.04	-2727.54	-215.56	1.36
249	127	SX370	SLU_ENV_NL	Max	66943.15	19913.24	277.14	1988.66	640.60
249	127	SX357	SLU_ENV_NL	Max	71375.08	20938.35	237.29	836.90	640.60
249	127	SX358	SLU_ENV_NL	Max	25402.88	7616.75	271.36	836.90	2096.47
249	127	SX371	SLU_ENV_NL	Max	24138.99	7195.80	-10.76	1988.66	2096.47
249	127	SX370	SLU_ENV_NL	Min	-3552.36	-649.78	-230.02	-657.00	-2095.94



Autorità Portuale di Taranto
Interventi per il dragaggio di 2,3 M³ di sedimenti in area Molo Polisettoriale e per la realizzazione di un primo lotto della cassa di colmata funzionale all'ampliamento del V Sporgente del Porto di Taranto

Allegati alla relazione di calcolo strutturale allineamento "BC"

Data 05/2016
Rev. B
c.d.c.: C296A
514B



249	127	SX357	SLU_ENV_NL	Min	-4855.65	-857.61	96.31	-2897.54	-2095.94
249	127	SX358	SLU_ENV_NL	Min	-79036.28	-23844.28	-191.59	-2897.54	-641.17
249	127	SX371	SLU_ENV_NL	Min	-75416.90	-22618.92	-195.94	-657.00	-641.17
250	128	SX371	SLU_ENV_NL	Max	24138.98	7195.79	196.03	657.02	2087.75
250	128	SX358	SLU_ENV_NL	Max	25403.08	7616.81	185.94	2877.81	2087.75
250	128	SX359	SLU_ENV_NL	Max	70287.17	20612.21	-92.98	2877.81	640.62
250	128	SX372	SLU_ENV_NL	Max	65885.88	19601.82	230.00	657.02	640.62
250	128	SX371	SLU_ENV_NL	Min	-73404.22	-22014.00	6.73	-1988.07	-641.19
250	128	SX358	SLU_ENV_NL	Min	-77025.41	-23242.13	-271.32	-836.92	-641.19
250	128	SX359	SLU_ENV_NL	Min	-4855.47	-857.52	-237.35	-836.92	-2087.17
250	128	SX372	SLU_ENV_NL	Min	-3552.30	-649.72	-272.19	-1988.07	-2087.17
251	770	DX245	SLU_ENV_NL	Max	134038.99	39072.78	-981.21	-1053.92	-58.20
251	770	DX232	SLU_ENV_NL	Max	143471.40	44374.11	677.48	-1985.06	-58.20
251	770	DX233	SLU_ENV_NL	Max	19794.02	4406.38	861.73	-1985.06	139.73
251	770	DX246	SLU_ENV_NL	Max	23719.88	8307.87	-1007.85	-1053.92	139.73
251	770	DX245	SLU_ENV_NL	Min	93397.06	29537.02	-1192.09	-1944.66	-166.16
251	770	DX232	SLU_ENV_NL	Min	92030.73	26429.09	-2781.05	-3982.65	-166.16
251	770	DX233	SLU_ENV_NL	Min	584.76	1920.13	-3214.43	-3982.65	81.56
251	770	DX246	SLU_ENV_NL	Min	133.46	-706.97	-1414.59	-1944.66	81.56
252	129	SX374	SLU_ENV_NL	Max	33774.90	10204.41	893.21	1965.55	113.40
252	129	SX361	SLU_ENV_NL	Max	37939.00	11286.15	1751.05	-194.04	113.40
252	129	SX362	SLU_ENV_NL	Max	10737.21	3119.12	-192.92	-194.04	1751.54
252	129	SX375	SLU_ENV_NL	Max	13318.44	3900.92	-278.63	1965.55	1751.54
252	129	SX374	SLU_ENV_NL	Min	27375.86	8981.24	214.58	-469.15	-1752.34
252	129	SX361	SLU_ENV_NL	Min	32747.10	10724.35	300.29	-2113.33	-1752.34
252	129	SX362	SLU_ENV_NL	Min	-73934.23	-22230.16	-1615.47	-2113.33	-122.93
252	129	SX375	SLU_ENV_NL	Min	-79825.10	-24062.49	-2473.31	-469.15	-122.93
253	771	DX246	SLU_ENV_NL	Max	22545.79	7973.00	-859.63	23.92	-15.37
253	771	DX233	SLU_ENV_NL	Max	23675.31	5553.40	697.35	-143.41	-15.37
253	771	DX234	SLU_ENV_NL	Max	1533.01	2275.22	553.97	-143.41	32.84
253	771	DX247	SLU_ENV_NL	Max	-429.59	784.51	-1003.01	23.92	32.84
253	771	DX246	SLU_ENV_NL	Min	1245.57	-345.64	-2037.89	-345.86	-23.75
253	771	DX233	SLU_ENV_NL	Min	4610.30	3100.10	-2541.61	-667.18	-23.75
253	771	DX234	SLU_ENV_NL	Min	-644.59	-2036.90	-2780.55	-667.18	1.36
253	771	DX247	SLU_ENV_NL	Min	-1255.38	-995.63	-2276.84	-345.86	1.36
254	772	DX232	SLU_ENV_NL	Max	145952.99	42489.12	1276.54	-1298.39	-52.56
254	772	DX219	SLU_ENV_NL	Max	167733.46	51359.16	913.04	-1963.26	-52.56
254	772	DX220	SLU_ENV_NL	Max	28728.69	7319.55	-340.66	-1963.26	233.26
254	772	DX233	SLU_ENV_NL	Max	19708.02	7128.09	22.84	-1298.39	233.26
254	772	DX232	SLU_ENV_NL	Min	93785.40	29269.60	-2459.83	-1620.86	-280.66
254	772	DX219	SLU_ENV_NL	Min	106963.00	30673.85	-69.50	-5044.83	-280.66
254	772	DX220	SLU_ENV_NL	Min	6307.27	2499.09	-1669.56	-5044.83	47.24
254	772	DX233	SLU_ENV_NL	Min	-3893.84	-2851.60	-4059.88	-1620.86	47.24
255	130	SX352	SLU_ENV_NL	Max	328.74	581.09	656.65	-11.82	13.48
255	130	SX339	SLU_ENV_NL	Max	417.79	93.56	-768.74	152.56	13.48
255	130	SX340	SLU_ENV_NL	Max	3898.20	866.34	-695.22	152.56	36.54
255	130	SX353	SLU_ENV_NL	Max	1433.05	-355.97	470.49	-11.82	36.54
255	130	SX352	SLU_ENV_NL	Min	-1052.62	-1531.06	-956.67	-51.39	-32.46
255	130	SX339	SLU_ENV_NL	Min	141.94	-682.23	-1403.73	-445.01	-32.46
255	130	SX340	SLU_ENV_NL	Min	-14593.99	-4446.40	-1589.88	-445.01	-19.00
255	130	SX353	SLU_ENV_NL	Min	-12845.73	-3402.27	-883.15	-51.39	-19.00
256	131	SX353	SLU_ENV_NL	Max	-2495.69	-1539.44	1081.66	-90.39	23.94
256	131	SX340	SLU_ENV_NL	Max	5949.52	1486.59	-564.23	382.95	23.94
256	131	SX341	SLU_ENV_NL	Max	15698.60	4997.25	189.13	382.95	136.82
256	131	SX354	SLU_ENV_NL	Max	3859.01	971.56	97.24	-90.39	136.82
256	131	SX353	SLU_ENV_NL	Min	-9568.25	-2398.07	-1036.80	-375.14	-121.28
256	131	SX340	SLU_ENV_NL	Min	-12833.58	-3939.23	-2184.32	-2207.33	-121.28
256	131	SX341	SLU_ENV_NL	Min	-88469.08	-26694.90	-3168.75	-2207.33	-42.74
256	131	SX354	SLU_ENV_NL	Min	-76081.81	-22408.52	-283.44	-375.14	-42.74
257	132	SX354	SLU_ENV_NL	Max	13071.09	4168.92	75.93	66.25	1626.82
257	132	SX341	SLU_ENV_NL	Max	10148.10	3058.69	25.46	1988.17	1626.82
257	132	SX342	SLU_ENV_NL	Max	44032.31	13155.12	747.39	1988.17	-226.30
257	132	SX355	SLU_ENV_NL	Max	40604.05	12586.65	1154.33	66.25	-226.30
257	132	SX354	SLU_ENV_NL	Min	-74015.89	-22424.06	-1338.30	-1797.73	229.71
257	132	SX341	SLU_ENV_NL	Min	-78395.00	-23197.68	-1745.23	597.10	229.71
257	132	SX342	SLU_ENV_NL	Min	28988.03	9440.68	-195.08	597.10	-1625.38
257	132	SX355	SLU_ENV_NL	Min	32537.21	9944.73	-144.60	-1797.73	-1625.38
258	773	DX233	SLU_ENV_NL	Max	24931.16	8703.48	629.42	18.79	-8.16
258	773	DX220	SLU_ENV_NL	Max	25589.16	6369.25	-911.29	-167.83	-8.16
258	773	DX221	SLU_ENV_NL	Max	-201.17	375.07	-1016.11	-167.83	24.69
258	773	DX234	SLU_ENV_NL	Max	199.02	1570.74	524.59	18.79	24.69
258	773	DX233	SLU_ENV_NL	Min	3714.67	-524.02	-2761.40	-432.40	-20.35
258	773	DX220	SLU_ENV_NL	Min	2728.15	1380.32	-2943.19	-651.32	-20.35
258	773	DX221	SLU_ENV_NL	Min	-714.50	-1056.67	-2767.64	-651.32	7.65
258	773	DX234	SLU_ENV_NL	Min	126.87	-1532.77	-2585.85	-432.40	7.65
259	133	SX357	SLU_ENV_NL	Max	72897.33	22577.77	236.86	1947.28	581.38
259	133	SX344	SLU_ENV_NL	Max	77180.48	23289.09	362.12	780.52	581.38
259	133	SX345	SLU_ENV_NL	Max	26848.79	8336.50	67.77	780.52	2089.78
259	133	SX358	SLU_ENV_NL	Max	25637.59	7378.49	321.52	1947.28	2089.78
259	133	SX357	SLU_ENV_NL	Min	-5716.56	-2706.70	39.49	-578.75	-2087.47
259	133	SX344	SLU_ENV_NL	Min	-6790.24	-2349.41	-345.02	-2921.24	-2087.47



Autorità Portuale di Taranto
Interventi per il dragaggio di 2,3 M³ di sedimenti in area Molo Polisettoriale e per la realizzazione di un primo lotto della cassa di colmata funzionale all'ampliamento del V Sporgente del Porto di Taranto

Allegati alla relazione di calcolo strutturale allineamento "BC"

Data 05/2016
Rev. B
c.d.c.: C296A
514B



259	133	SX345	SLU_ENV_NL	Min	-83655.73	-25216.64	-260.37	-2921.24	-584.89
259	133	SX358	SLU_ENV_NL	Min	-80004.35	-23636.42	-254.86	-578.75	-584.89
260	134	SX358	SLU_ENV_NL	Max	25637.80	7378.55	250.84	578.77	2078.41
260	134	SX345	SLU_ENV_NL	Max	26848.91	8336.54	260.32	2898.29	2078.41
260	134	SX346	SLU_ENV_NL	Max	76063.46	22946.34	345.04	2898.29	581.39
260	134	SX359	SLU_ENV_NL	Max	71805.48	22253.58	-39.82	578.77	581.39
260	134	SX358	SLU_ENV_NL	Min	-77987.63	-23029.86	-321.56	-1943.72	-584.89
260	134	SX345	SLU_ENV_NL	Min	-81630.75	-24610.69	-68.79	-780.53	-584.89
260	134	SX346	SLU_ENV_NL	Min	-6790.24	-2349.40	-359.45	-780.53	-2076.04
260	134	SX359	SLU_ENV_NL	Min	-5716.41	-2706.64	-236.84	-1943.72	-2076.04
261	774	DX219	SLU_ENV_NL	Max	169881.76	49801.88	-324.59	-1483.11	-17.08
261	774	DX206	SLU_ENV_NL	Max	171956.15	52931.03	-722.93	-1938.31	-17.08
261	774	DX207	SLU_ENV_NL	Max	19696.00	4941.36	137.19	-1938.31	84.90
261	774	DX220	SLU_ENV_NL	Max	28951.18	10161.40	535.53	-1483.11	84.90
261	774	DX219	SLU_ENV_NL	Min	108568.48	33925.23	-1309.68	-3026.88	-99.54
261	774	DX206	SLU_ENV_NL	Min	99851.20	28895.26	-3542.96	-4255.67	-99.54
261	774	DX207	SLU_ENV_NL	Min	-1249.48	1483.92	-3340.98	-4255.67	51.25
261	774	DX220	SLU_ENV_NL	Min	3008.55	221.64	-1107.70	-3026.88	51.25
262	135	SX361	SLU_ENV_NL	Max	39034.41	12145.35	135.64	1804.02	-226.30
262	135	SX348	SLU_ENV_NL	Max	42440.82	12669.78	189.51	-597.10	-226.30
262	135	SX349	SLU_ENV_NL	Max	6992.22	2088.69	1745.06	-597.10	1636.53
262	135	SX362	SLU_ENV_NL	Max	9944.69	3269.57	1338.24	1804.02	1636.53
262	135	SX361	SLU_ENV_NL	Min	32537.18	9944.61	-1154.20	-66.25	-1634.78
262	135	SX348	SLU_ENV_NL	Min	28988.32	9440.65	-747.38	-2004.13	-1634.78
262	135	SX349	SLU_ENV_NL	Min	-78395.25	-23197.74	-25.42	-2004.13	229.71
262	135	SX362	SLU_ENV_NL	Min	-74016.45	-22424.22	-79.29	-66.25	229.71
263	775	DX220	SLU_ENV_NL	Max	26727.40	9504.34	-1059.33	15.84	-1.53
263	775	DX207	SLU_ENV_NL	Max	25304.89	6613.95	1715.26	-204.53	-1.53
263	775	DX208	SLU_ENV_NL	Max	1204.83	1992.65	1797.50	-204.53	21.16
263	775	DX221	SLU_ENV_NL	Max	225.67	1025.16	-977.09	15.84	21.16
263	775	DX220	SLU_ENV_NL	Min	2565.85	107.55	-2737.75	-495.73	-27.91
263	775	DX207	SLU_ENV_NL	Min	6011.46	3643.47	-1663.21	-646.97	-27.91
263	775	DX208	SLU_ENV_NL	Min	-1541.79	-1974.48	-1896.40	-646.97	5.15
263	775	DX221	SLU_ENV_NL	Min	-1436.67	-1300.43	-2970.93	-495.73	5.15
264	776	DX206	SLU_ENV_NL	Max	173850.52	50850.12	175.12	-1618.10	-26.65
264	776	DX193	SLU_ENV_NL	Max	202398.77	61741.81	5048.49	-1924.61	-26.65
264	776	DX194	SLU_ENV_NL	Max	28961.15	6634.65	3851.51	-1924.61	216.35
264	776	DX207	SLU_ENV_NL	Max	19571.75	5917.76	-1021.85	-1618.10	216.35
264	776	DX206	SLU_ENV_NL	Min	100983.10	31277.68	-2565.07	-2297.93	-278.36
264	776	DX193	SLU_ENV_NL	Min	112986.27	32747.13	349.34	-5593.90	-278.36
264	776	DX194	SLU_ENV_NL	Min	12934.06	4370.80	-2024.35	-5593.90	19.36
264	776	DX207	SLU_ENV_NL	Min	-5215.46	-3340.54	-4938.77	-2297.93	19.36
265	136	SX339	SLU_ENV_NL	Max	837.66	831.18	-898.23	-20.59	12.07
265	136	SX326	SLU_ENV_NL	Max	583.39	1610.82	504.74	161.70	12.07
265	136	SX327	SLU_ENV_NL	Max	5399.71	2645.47	460.51	161.70	40.14
265	136	SX340	SLU_ENV_NL	Max	4300.69	1589.59	-616.21	-20.59	40.14
265	136	SX339	SLU_ENV_NL	Min	410.44	167.75	-1464.65	-48.89	-31.16
265	136	SX326	SLU_ENV_NL	Min	-930.00	-1202.85	-2115.62	-496.55	-31.16
265	136	SX327	SLU_ENV_NL	Min	-18795.63	-6304.76	-1833.60	-496.55	-16.96
265	136	SX340	SLU_ENV_NL	Min	-14950.64	-4309.89	-1508.88	-48.89	-16.96
266	137	SX340	SLU_ENV_NL	Max	5641.64	1986.08	-901.77	-3.36	26.75
266	137	SX327	SLU_ENV_NL	Max	5472.89	2673.22	1566.97	413.65	26.75
266	137	SX328	SLU_ENV_NL	Max	17749.52	5587.95	1510.53	413.65	168.65
266	137	SX341	SLU_ENV_NL	Max	15948.92	4305.89	258.02	-3.36	168.65
266	137	SX340	SLU_ENV_NL	Min	-10544.36	-2964.02	-2616.33	-448.48	-144.64
266	137	SX327	SLU_ENV_NL	Min	-16656.66	-5687.05	-1588.36	-2672.41	-144.64
266	137	SX328	SLU_ENV_NL	Min	-108490.78	-33077.38	-428.57	-2672.41	-32.00
266	137	SX341	SLU_ENV_NL	Min	-90495.88	-26795.37	-2672.77	-448.48	-32.00
267	138	SX341	SLU_ENV_NL	Max	9437.60	3068.93	52.28	-451.01	1230.82
267	138	SX328	SLU_ENV_NL	Max	6912.15	1659.24	-24.16	1548.17	1230.82
267	138	SX329	SLU_ENV_NL	Max	47421.41	13727.59	515.62	1548.17	-678.69
267	138	SX342	SLU_ENV_NL	Max	44987.22	13959.61	-80.06	-451.01	-678.69
267	138	SX341	SLU_ENV_NL	Min	-78926.03	-24242.59	-900.57	-1312.34	675.07
267	138	SX328	SLU_ENV_NL	Min	-81062.57	-23969.68	-223.03	1124.90	675.07
267	138	SX329	SLU_ENV_NL	Min	28826.54	8237.51	-156.50	1124.90	-1226.45
267	138	SX342	SLU_ENV_NL	Min	28519.30	7153.05	-161.92	-1312.34	-1226.45
268	777	DX207	SLU_ENV_NL	Max	25807.83	7790.87	1827.88	-2.50	-1.74
268	777	DX194	SLU_ENV_NL	Max	27850.15	6299.06	1018.62	-218.49	-1.74
268	777	DX195	SLU_ENV_NL	Max	563.58	1265.97	790.43	-218.49	12.75
268	777	DX208	SLU_ENV_NL	Max	41.37	-133.65	1599.69	-2.50	12.75
268	777	DX207	SLU_ENV_NL	Min	5107.01	-200.83	-1800.32	-540.88	-24.06
268	777	DX194	SLU_ENV_NL	Min	5814.92	2192.10	-5157.47	-637.50	-24.06
268	777	DX195	SLU_ENV_NL	Min	-216.94	-1944.78	-5146.93	-637.50	8.35
268	777	DX208	SLU_ENV_NL	Min	-1139.41	-1056.06	-1789.79	-540.88	8.35
269	139	SX344	SLU_ENV_NL	Max	78296.68	23790.73	267.93	1605.01	390.69
269	139	SX331	SLU_ENV_NL	Max	81952.62	23661.37	125.64	566.73	390.69
269	139	SX332	SLU_ENV_NL	Max	27838.47	8801.28	266.07	566.73	1823.15
269	139	SX345	SLU_ENV_NL	Max	26839.85	7477.46	-14.77	1605.01	1823.15
269	139	SX344	SLU_ENV_NL	Min	-7009.01	-2249.40	-340.22	-351.23	-1817.42
269	139	SX331	SLU_ENV_NL	Min	-7731.57	-1231.28	102.21	-2638.03	-1817.42
269	139	SX332	SLU_ENV_NL	Min	-87978.74	-26950.58	-180.49	-2638.03	-396.93



Autorità Portuale di Taranto
Interventi per il dragaggio di 2,3 M m³ di sedimenti in area Molo Polisettoriale e per la realizzazione di un primo lotto della cassa di colmata funzionale all'ampliamento del V Sporgente del Porto di Taranto

Allegati alla relazione di calcolo strutturale allineamento "BC"

Data 05/2016
Rev. B
c.d.c.: C296A
514B



269	139	SX345	SLU_ENV_NL	Min	-84534.79	-24927.80	-199.79	-351.23	-396.93
270	140	SX345	SLU_ENV_NL	Max	26839.98	7477.50	199.73	351.24	1807.34
270	140	SX332	SLU_ENV_NL	Max	27838.47	8801.28	169.35	2609.72	1807.34
270	140	SX333	SLU_ENV_NL	Max	80783.19	23312.14	-99.31	2609.72	390.69
270	140	SX346	SLU_ENV_NL	Max	77179.17	23466.95	340.25	351.24	390.69
270	140	SX345	SLU_ENV_NL	Min	-82501.84	-24315.90	8.39	-1596.41	-396.94
270	140	SX332	SLU_ENV_NL	Min	-85945.18	-26342.52	-266.13	-566.74	-396.94
270	140	SX333	SLU_ENV_NL	Min	-7731.75	-1231.35	-125.61	-566.74	-1801.53
270	140	SX346	SLU_ENV_NL	Min	-7009.02	-2249.41	-260.27	-1596.41	-1801.53
271	778	DX193	SLU_ENV_NL	Max	202280.26	59489.32	4474.19	-1874.63	165.73
271	778	DX180	SLU_ENV_NL	Max	198401.42	60839.59	-4368.58	-1677.88	165.73
271	778	DX181	SLU_ENV_NL	Max	34255.21	11233.30	-4247.73	-1677.88	-11.76
271	778	DX194	SLU_ENV_NL	Max	30474.25	12010.78	4054.33	-1874.63	-11.76
271	778	DX193	SLU_ENV_NL	Min	113835.37	35245.03	-1372.39	-5157.35	17.77
271	778	DX180	SLU_ENV_NL	Min	116788.42	34220.23	-4458.12	-2840.58	17.77
271	778	DX181	SLU_ENV_NL	Min	15222.66	6562.52	-4877.98	-2840.58	-182.01
271	778	DX194	SLU_ENV_NL	Min	11973.72	3027.11	-1251.54	-5157.35	-182.01
272	141	SX348	SLU_ENV_NL	Max	43403.95	13492.33	161.78	1318.40	-678.69
272	141	SX335	SLU_ENV_NL	Max	45838.72	13218.11	151.13	-1124.91	-678.69
272	141	SX336	SLU_ENV_NL	Max	3771.84	676.23	223.18	-1124.91	1240.33
272	141	SX349	SLU_ENV_NL	Max	6296.76	2158.37	900.55	1318.40	1240.33
272	141	SX348	SLU_ENV_NL	Min	28519.68	7153.35	82.09	451.02	-1235.65
272	141	SX335	SLU_ENV_NL	Min	28826.74	8237.75	-515.58	-1563.89	-1235.65
272	141	SX336	SLU_ENV_NL	Min	-81063.02	-23969.83	7.08	-1563.89	675.07
272	141	SX349	SLU_ENV_NL	Min	-78926.29	-24242.68	-61.96	451.02	675.07
273	779	DX194	SLU_ENV_NL	Max	29493.26	11712.47	832.49	-46.21	12.55
273	779	DX181	SLU_ENV_NL	Max	28460.24	9498.82	-272.10	-217.52	12.55
273	779	DX182	SLU_ENV_NL	Max	1128.46	1789.72	-190.35	-217.52	4.08
273	779	DX195	SLU_ENV_NL	Max	1490.61	3810.68	839.79	-46.21	4.08
273	779	DX194	SLU_ENV_NL	Min	5680.54	1110.78	-5205.86	-629.25	-21.63
273	779	DX181	SLU_ENV_NL	Min	5720.43	3740.22	-1651.25	-556.00	-21.63
273	779	DX182	SLU_ENV_NL	Min	-395.13	936.63	-1643.95	-556.00	1.56
273	779	DX195	SLU_ENV_NL	Min	-516.21	-1699.96	-5124.10	-629.25	1.56
274	780	DX180	SLU_ENV_NL	Max	192344.82	55908.89	-6240.86	-2779.63	471.80
274	780	DX167	SLU_ENV_NL	Max	130614.22	41042.90	-619.29	-433.08	471.80
274	780	DX168	SLU_ENV_NL	Max	14433.75	2165.14	2074.57	-433.08	-143.86
274	780	DX181	SLU_ENV_NL	Max	35435.10	10282.18	-2191.65	-2779.63	-143.86
274	780	DX180	SLU_ENV_NL	Min	115680.88	35412.51	-7403.73	-6331.63	208.35
274	780	DX167	SLU_ENV_NL	Min	84214.56	24181.94	-4194.06	-529.68	208.35
274	780	DX168	SLU_ENV_NL	Min	-16278.26	-3633.05	1018.01	-529.68	-399.05
274	780	DX181	SLU_ENV_NL	Min	18829.44	3327.15	-3547.00	-6331.63	-399.05
275	142	SX326	SLU_ENV_NL	Max	108.91	960.36	505.37	-2.67	12.11
275	142	SX313	SLU_ENV_NL	Max	884.97	125.49	496.16	185.77	12.11
275	142	SX314	SLU_ENV_NL	Max	5817.65	1868.11	474.08	185.77	37.66
275	142	SX327	SLU_ENV_NL	Max	4972.55	678.14	483.30	-2.67	37.66
275	142	SX326	SLU_ENV_NL	Min	-336.39	-911.68	-1992.45	-99.75	-31.94
275	142	SX313	SLU_ENV_NL	Min	-170.63	69.12	-1047.69	-536.69	-31.94
275	142	SX314	SLU_ENV_NL	Min	-19515.88	-6189.94	-1088.17	-536.69	-17.90
275	142	SX327	SLU_ENV_NL	Min	-18758.61	-4881.55	-2032.94	-99.75	-17.90
276	143	SX327	SLU_ENV_NL	Max	4408.89	502.72	1618.68	38.84	28.25
276	143	SX314	SLU_ENV_NL	Max	4791.07	1566.46	-657.12	492.14	28.25
276	143	SX315	SLU_ENV_NL	Max	20445.81	6677.22	49.07	492.14	230.49
276	143	SX328	SLU_ENV_NL	Max	17980.89	4983.02	1509.21	38.84	230.49
276	143	SX327	SLU_ENV_NL	Min	-13318.33	-3217.57	-1856.29	-377.94	-201.66
276	143	SX314	SLU_ENV_NL	Min	-19877.76	-6330.40	-1311.61	-3445.64	-201.66
276	143	SX315	SLU_ENV_NL	Min	-132729.20	-40254.90	-766.59	-3445.64	-35.61
276	143	SX328	SLU_ENV_NL	Min	-110931.68	-32555.46	-495.61	-377.94	-35.61
277	144	SX328	SLU_ENV_NL	Max	6775.62	2728.34	504.67	-521.35	1294.31
277	144	SX315	SLU_ENV_NL	Max	4948.95	1076.93	328.86	1864.77	1294.31
277	144	SX316	SLU_ENV_NL	Max	49109.14	14448.50	-181.54	1864.77	-558.35
277	144	SX329	SLU_ENV_NL	Max	48463.10	15675.68	86.07	-521.35	-558.35
277	144	SX328	SLU_ENV_NL	Min	-81889.16	-25137.37	-19.03	-1160.21	566.03
277	144	SX315	SLU_ENV_NL	Min	-82439.26	-24028.93	-286.64	787.54	566.03
277	144	SX316	SLU_ENV_NL	Min	33564.66	10961.62	-517.95	787.54	-1304.24
277	144	SX329	SLU_ENV_NL	Min	29335.21	8345.44	-342.15	-1160.21	-1304.24
278	781	DX181	SLU_ENV_NL	Max	27475.48	7858.69	-113.10	-144.63	68.78
278	781	DX168	SLU_ENV_NL	Max	21586.95	4346.72	392.30	-116.17	68.78
278	781	DX169	SLU_ENV_NL	Max	1851.03	2095.30	784.06	-116.17	-18.06
278	781	DX182	SLU_ENV_NL	Max	919.98	-547.60	-360.26	-144.63	-18.06
278	781	DX181	SLU_ENV_NL	Min	4366.18	-1075.61	-1911.67	-925.75	-13.79
278	781	DX168	SLU_ENV_NL	Min	8102.84	3745.07	-1233.35	-144.02	-13.79
278	781	DX169	SLU_ENV_NL	Min	-1800.70	-3110.65	-1480.51	-144.02	-48.53
278	781	DX182	SLU_ENV_NL	Min	-1557.71	-2636.97	-1519.91	-925.75	-48.53
279	145	SX331	SLU_ENV_NL	Max	83555.88	26425.02	273.95	978.28	54.15
279	145	SX318	SLU_ENV_NL	Max	85844.90	25506.29	331.47	181.11	54.15
279	145	SX319	SLU_ENV_NL	Max	28244.30	9171.58	152.98	181.11	1308.25
279	145	SX332	SLU_ENV_NL	Max	27593.52	7582.59	271.09	978.28	1308.25
279	145	SX331	SLU_ENV_NL	Min	-8656.21	-3911.24	-105.61	45.01	-1299.62
279	145	SX318	SLU_ENV_NL	Min	-8345.46	-2319.94	-246.70	-2061.17	-1299.62
279	145	SX319	SLU_ENV_NL	Min	-91071.55	-27937.99	-249.56	-2061.17	-62.62
279	145	SX332	SLU_ENV_NL	Min	-88353.35	-25618.75	-284.10	45.01	-62.62



Autorità Portuale di Taranto
Interventi per il dragaggio di 2,3 M m³ di sedimenti in area Molo Polisettoriale e per la realizzazione di un primo lotto della cassa di colmata funzionale all'ampliamento del V Sporgente del Porto di Taranto

Allegati alla relazione di calcolo strutturale allineamento "BC"

Data 05/2016
Rev. B
c.d.c.: C296A
514B

280	146	SX332	SLU_ENV_NL	Max	27593.52	7582.59	272.33	-45.02	1288.83
280	146	SX319	SLU_ENV_NL	Max	28244.42	9171.62	249.62	2028.40	1288.83
280	146	SX320	SLU_ENV_NL	Max	84610.02	25122.86	246.69	2028.40	54.15
280	146	SX333	SLU_ENV_NL	Max	82377.69	26073.54	107.45	-45.02	54.15
280	146	SX332	SLU_ENV_NL	Min	-86309.41	-25003.03	-271.07	-965.70	-62.62
280	146	SX319	SLU_ENV_NL	Min	-89022.83	-27325.91	-158.70	-181.11	-62.62
280	146	SX320	SLU_ENV_NL	Min	-8345.54	-2320.00	-323.58	-181.11	-1280.11
280	146	SX333	SLU_ENV_NL	Min	-8656.41	-3911.33	-274.00	-965.70	-1280.11
281	782	DX167	SLU_ENV_NL	Max	150222.87	45404.38	401.85	-2889.03	161.85
281	782	DX154	SLU_ENV_NL	Max	171995.99	51839.48	1435.01	-813.98	161.85
281	782	DX155	SLU_ENV_NL	Max	18089.97	5845.10	-648.50	-813.98	17.73
281	782	DX168	SLU_ENV_NL	Max	22252.76	6507.56	1158.38	-2889.03	17.73
281	782	DX167	SLU_ENV_NL	Min	97152.88	28534.52	-907.39	-4000.33	-64.68
281	782	DX154	SLU_ENV_NL	Min	87291.82	26136.20	-1800.83	-4549.36	-64.68
281	782	DX155	SLU_ENV_NL	Min	3674.84	970.89	-1044.30	-4549.36	-149.61
281	782	DX168	SLU_ENV_NL	Min	-14165.63	-4332.24	-2990.90	-4000.33	-149.61
282	147	SX335	SLU_ENV_NL	Max	46907.02	15245.34	342.24	1160.21	-569.58
282	147	SX322	SLU_ENV_NL	Max	47559.10	13969.25	517.85	-805.65	-569.58
282	147	SX323	SLU_ENV_NL	Max	1839.82	107.58	271.07	-805.65	1294.31
282	147	SX336	SLU_ENV_NL	Max	3662.01	1843.91	-1.19	1160.21	1294.31
282	147	SX335	SLU_ENV_NL	Min	29335.29	8345.26	-89.58	529.80	-1304.24
282	147	SX322	SLU_ENV_NL	Min	33564.75	10961.45	182.69	-1864.78	-1304.24
282	147	SX323	SLU_ENV_NL	Min	-82439.73	-24029.06	-328.96	-1864.78	577.61
282	147	SX336	SLU_ENV_NL	Min	-81889.62	-25137.50	-504.57	529.80	577.61
283	783	DX168	SLU_ENV_NL	Max	25301.97	7378.72	517.29	-223.12	52.47
283	783	DX155	SLU_ENV_NL	Max	21592.64	6939.50	-400.93	-122.33	52.47
283	783	DX156	SLU_ENV_NL	Max	-1410.91	228.83	-96.97	-122.33	-2.35
283	783	DX169	SLU_ENV_NL	Max	1758.84	421.66	821.24	-223.12	-2.35
283	783	DX168	SLU_ENV_NL	Min	8994.46	2615.65	-1872.30	-964.30	12.77
283	783	DX155	SLU_ENV_NL	Min	4327.97	1166.96	-1699.83	-271.61	12.77
283	783	DX156	SLU_ENV_NL	Min	-1876.17	-733.35	-1265.81	-271.61	-51.47
283	783	DX169	SLU_ENV_NL	Min	222.26	40.32	-1438.28	-964.30	-51.47
284	784	DX154	SLU_ENV_NL	Max	174308.22	51785.02	470.57	-1950.30	57.17
284	784	DX141	SLU_ENV_NL	Max	185758.70	56157.79	-668.33	-1324.30	57.17
284	784	DX142	SLU_ENV_NL	Max	15115.01	4074.37	-519.74	-1324.30	215.46
284	784	DX155	SLU_ENV_NL	Max	19918.61	6093.87	-285.65	-1950.30	215.46
284	784	DX154	SLU_ENV_NL	Min	85450.63	25845.60	-1878.07	-3032.88	-240.76
284	784	DX141	SLU_ENV_NL	Min	77013.55	22771.36	-1195.91	-6072.43	-240.76
284	784	DX142	SLU_ENV_NL	Min	4640.89	2085.31	-1424.54	-6072.43	-36.79
284	784	DX155	SLU_ENV_NL	Min	1094.75	132.48	-1201.91	-3032.88	-36.79
285	148	SX313	SLU_ENV_NL	Max	1356.51	493.08	561.57	26.12	8.76
285	148	SX300	SLU_ENV_NL	Max	635.20	908.71	321.09	193.59	8.76
285	148	SX301	SLU_ENV_NL	Max	7838.65	3116.32	186.23	193.59	36.37
285	148	SX314	SLU_ENV_NL	Max	5797.74	1272.37	426.70	26.12	36.37
285	148	SX313	SLU_ENV_NL	Min	-554.60	-681.37	-1308.21	-173.81	-21.47
285	148	SX300	SLU_ENV_NL	Min	-1939.45	-2025.88	-3197.95	-536.94	-21.47
285	148	SX301	SLU_ENV_NL	Min	-24793.59	-8480.98	-2783.18	-536.94	-17.92
285	148	SX314	SLU_ENV_NL	Min	-19642.87	-5409.00	-893.44	-173.81	-17.92
286	149	SX314	SLU_ENV_NL	Max	4106.95	760.20	-381.31	105.77	21.86
286	149	SX301	SLU_ENV_NL	Max	9371.25	3581.03	1004.97	537.57	21.86
286	149	SX302	SLU_ENV_NL	Max	28377.71	9019.09	397.82	537.57	195.40
286	149	SX315	SLU_ENV_NL	Max	20512.40	5425.01	-264.51	105.77	195.40
286	149	SX314	SLU_ENV_NL	Min	-16541.53	-4452.39	-1473.30	-1000.06	-166.55
286	149	SX301	SLU_ENV_NL	Min	-22419.50	-7794.97	-2250.28	-3569.44	-166.55
286	149	SX302	SLU_ENV_NL	Min	-155080.27	-47401.07	-1041.48	-3569.44	-38.97
286	149	SX315	SLU_ENV_NL	Min	-135403.66	-39927.02	-988.46	-1000.06	-38.97
287	150	SX315	SLU_ENV_NL	Max	5293.35	2372.81	-276.36	691.55	2148.52
287	150	SX302	SLU_ENV_NL	Max	3688.40	138.81	-164.77	2884.33	2148.52
287	150	SX303	SLU_ENV_NL	Max	46686.04	12977.38	297.94	2884.33	484.78
287	150	SX316	SLU_ENV_NL	Max	49621.01	16006.87	436.18	691.55	484.78
287	150	SX315	SLU_ENV_NL	Min	-83916.70	-26164.16	-542.61	-2129.58	-470.75
287	150	SX302	SLU_ENV_NL	Min	-87588.02	-25510.18	-680.85	-420.78	-470.75
287	150	SX303	SLU_ENV_NL	Min	38110.76	12061.50	-3.95	-420.78	-2158.57
287	150	SX316	SLU_ENV_NL	Min	33796.34	8944.32	-115.55	-2129.58	-2158.57
288	785	DX155	SLU_ENV_NL	Max	20837.31	6359.05	-275.40	-148.73	17.83
288	785	DX142	SLU_ENV_NL	Max	20324.37	5647.61	-398.64	-175.84	17.83
288	785	DX143	SLU_ENV_NL	Max	1240.14	841.21	-716.36	-175.84	-5.09
288	785	DX156	SLU_ENV_NL	Max	-870.59	92.58	-293.33	-148.73	-5.09
288	785	DX155	SLU_ENV_NL	Min	4267.47	1132.97	-1323.35	-648.88	-9.16
288	785	DX142	SLU_ENV_NL	Min	7727.33	2962.56	-1477.88	-441.41	-9.16
288	785	DX143	SLU_ENV_NL	Min	-385.53	-326.50	-1495.82	-441.41	-13.30
288	785	DX156	SLU_ENV_NL	Min	-1872.90	-890.14	-1641.07	-648.88	-13.30
289	151	SX318	SLU_ENV_NL	Max	86751.28	27068.49	130.90	603.86	-425.89
289	151	SX305	SLU_ENV_NL	Max	87231.33	24736.20	259.62	-383.38	-425.89
289	151	SX306	SLU_ENV_NL	Max	27731.84	9236.24	206.74	-383.38	439.09
289	151	SX319	SLU_ENV_NL	Max	27590.37	7245.84	-24.84	603.86	439.09
289	151	SX318	SLU_ENV_NL	Min	-8555.08	-3272.70	-143.49	-50.85	-429.71
289	151	SX305	SLU_ENV_NL	Min	-7146.81	-625.57	81.06	-1058.97	-429.71
289	151	SX306	SLU_ENV_NL	Min	-92506.51	-28909.38	-74.68	-1058.97	417.35
289	151	SX319	SLU_ENV_NL	Min	-91014.11	-26287.49	-196.37	-50.85	417.35
290	152	SX319	SLU_ENV_NL	Max	27590.48	7245.88	196.34	70.84	417.37

290	152	SX306	SLU_ENV_NL	Max	27731.75	9236.22	53.80	1018.24	417.37
290	152	SX307	SLU_ENV_NL	Max	85908.07	24344.94	-78.12	1018.24	-399.77
290	152	SX320	SLU_ENV_NL	Max	85515.56	26717.42	143.56	70.84	-399.77
290	152	SX319	SLU_ENV_NL	Min	-88951.90	-25665.58	14.16	-603.89	413.10
290	152	SX306	SLU_ENV_NL	Min	-90442.78	-28293.51	-206.82	383.40	413.10
290	152	SX307	SLU_ENV_NL	Min	-7147.01	-625.58	-259.59	383.40	-429.72
290	152	SX320	SLU_ENV_NL	Min	-8555.12	-3272.68	-117.76	-603.89	-429.72
291	786	DX141	SLU_ENV_NL	Max	189114.52	56303.37	-782.91	-1816.57	36.66
291	786	DX128	SLU_ENV_NL	Max	205136.35	62218.25	1228.76	-1268.67	36.66
291	786	DX129	SLU_ENV_NL	Max	19363.68	5672.15	531.94	-1268.67	139.06
291	786	DX142	SLU_ENV_NL	Max	15994.16	4466.14	-1103.92	-1816.57	139.06
291	786	DX141	SLU_ENV_NL	Min	76279.65	22863.76	-785.66	-3908.28	-176.10
291	786	DX128	SLU_ENV_NL	Min	79139.67	23887.46	852.95	-6008.00	-176.10
291	786	DX129	SLU_ENV_NL	Min	7843.08	2727.62	41.30	-6008.00	-45.58
291	786	DX142	SLU_ENV_NL	Min	517.80	-617.83	-1973.12	-3908.28	-45.58
292	153	SX322	SLU_ENV_NL	Max	48082.21	15555.72	115.49	2129.58	474.79
292	153	SX309	SLU_ENV_NL	Max	45180.22	12479.54	4.09	404.17	474.79
292	153	SX310	SLU_ENV_NL	Max	641.78	-827.09	642.88	404.17	2148.52
292	153	SX323	SLU_ENV_NL	Max	2207.39	1490.04	516.06	2129.58	2148.52
292	153	SX322	SLU_ENV_NL	Min	33796.56	8944.59	-425.99	-684.52	-2158.57
292	153	SX309	SLU_ENV_NL	Min	38111.10	12061.83	-299.17	-2884.33	-2158.57
292	153	SX310	SLU_ENV_NL	Min	-87588.37	-25510.30	164.83	-2884.33	-460.42
292	153	SX323	SLU_ENV_NL	Min	-83917.18	-26164.32	276.22	-684.52	-460.42
293	787	DX142	SLU_ENV_NL	Max	20069.54	5675.28	-693.01	-173.12	14.25
293	787	DX129	SLU_ENV_NL	Max	18545.80	5440.25	1040.70	-140.02	14.25
293	787	DX130	SLU_ENV_NL	Max	-651.85	239.16	1173.33	-140.02	-4.63
293	787	DX143	SLU_ENV_NL	Max	873.36	-382.83	-463.33	-173.12	-4.63
293	787	DX142	SLU_ENV_NL	Min	7268.94	1436.04	-1588.71	-606.51	0.34
293	787	DX129	SLU_ENV_NL	Min	5135.22	1886.74	-1164.24	-423.84	0.34
293	787	DX130	SLU_ENV_NL	Min	-1163.18	-978.81	-934.56	-423.84	-13.16
293	787	DX143	SLU_ENV_NL	Min	-307.25	-942.69	-1456.08	-606.51	-13.16
294	788	DX128	SLU_ENV_NL	Max	207156.75	61546.00	209.82	-1736.94	49.48
294	788	DX115	SLU_ENV_NL	Max	205032.23	61797.48	-1183.61	-1166.10	49.48
294	788	DX116	SLU_ENV_NL	Max	15200.22	4887.95	-543.28	-1166.10	100.09
294	788	DX129	SLU_ENV_NL	Max	20207.64	6104.02	906.26	-1736.94	100.09
294	788	DX128	SLU_ENV_NL	Min	78215.99	23189.87	12.92	-4560.99	-98.81
294	788	DX115	SLU_ENV_NL	Min	70163.04	21086.28	-1239.72	-5886.16	-98.81
294	788	DX116	SLU_ENV_NL	Min	452.27	711.45	-793.19	-5886.16	-36.20
294	788	DX129	SLU_ENV_NL	Min	5187.73	1283.33	403.34	-4560.99	-36.20
295	154	SX300	SLU_ENV_NL	Max	12.79	1042.82	320.06	109.18	-3.20
295	154	SX287	SLU_ENV_NL	Max	1382.71	1054.53	407.91	127.92	-3.20
295	154	SX288	SLU_ENV_NL	Max	8648.61	3215.76	316.93	127.92	12.69
295	154	SX301	SLU_ENV_NL	Max	7375.98	1296.90	229.08	109.18	12.69
295	154	SX300	SLU_ENV_NL	Min	-824.64	-888.82	-3018.33	-325.95	-3.66
295	154	SX287	SLU_ENV_NL	Min	-1061.81	-805.03	-2168.31	-425.73	-3.66
295	154	SX288	SLU_ENV_NL	Min	-23977.03	-7859.96	-2238.16	-425.73	-6.64
295	154	SX301	SLU_ENV_NL	Min	-24288.80	-6151.02	-3088.18	-325.95	-6.64
296	155	SX301	SLU_ENV_NL	Max	8521.91	1639.02	854.24	296.24	2.73
296	155	SX288	SLU_ENV_NL	Max	10950.05	3907.85	-314.91	421.20	2.73
296	155	SX289	SLU_ENV_NL	Max	30695.01	10044.85	-140.63	421.20	202.83
296	155	SX302	SLU_ENV_NL	Max	28267.66	7763.14	665.06	296.24	202.83
296	155	SX301	SLU_ENV_NL	Min	-18928.22	-4519.82	-3030.35	-1347.64	-156.21
296	155	SX288	SLU_ENV_NL	Min	-35802.05	-11430.50	-2342.28	-3896.33	-156.21
296	155	SX289	SLU_ENV_NL	Min	-186192.53	-56632.77	-504.09	-3896.33	-14.87
296	155	SX302	SLU_ENV_NL	Min	-157186.44	-46059.19	-828.69	-1347.64	-14.87
297	156	SX302	SLU_ENV_NL	Max	5056.04	2870.33	114.25	2302.70	3323.91
297	156	SX289	SLU_ENV_NL	Max	6360.67	876.42	313.19	4296.43	3323.91
297	156	SX290	SLU_ENV_NL	Max	47018.41	15113.16	-56.99	4296.43	1883.34
297	156	SX303	SLU_ENV_NL	Max	47093.19	16161.84	402.90	2302.70	1883.34
297	156	SX302	SLU_ENV_NL	Min	-89671.08	-28015.69	-288.75	-3460.81	-1866.47
297	156	SX289	SLU_ENV_NL	Min	-93909.64	-26939.33	-748.64	-2062.47	-1866.47
297	156	SX290	SLU_ENV_NL	Min	41797.95	11824.59	-381.06	-2062.47	-3339.79
297	156	SX303	SLU_ENV_NL	Min	38892.97	10230.87	-580.00	-3460.81	-3339.79
298	789	DX129	SLU_ENV_NL	Max	18345.46	5535.78	1125.63	-263.34	14.31
298	789	DX116	SLU_ENV_NL	Max	19264.23	6116.74	571.17	-1.59	14.31
298	789	DX117	SLU_ENV_NL	Max	1296.62	927.30	417.69	-1.59	-16.89
298	789	DX130	SLU_ENV_NL	Max	-568.42	240.38	1022.45	-263.34	-16.89
298	789	DX129	SLU_ENV_NL	Min	4721.48	1162.63	-982.04	-577.56	11.82
298	789	DX116	SLU_ENV_NL	Min	6119.42	2392.42	-798.07	-386.25	11.82
298	789	DX117	SLU_ENV_NL	Min	680.75	646.75	-901.25	-386.25	-24.96
298	789	DX130	SLU_ENV_NL	Min	-762.92	-786.14	-1135.52	-577.56	-24.96
299	157	SX305	SLU_ENV_NL	Max	88328.23	28591.47	406.18	1474.18	745.97
299	157	SX292	SLU_ENV_NL	Max	85959.41	24922.39	181.29	305.08	745.97
299	157	SX293	SLU_ENV_NL	Max	25417.15	8867.85	254.29	305.08	1170.76
299	157	SX306	SLU_ENV_NL	Max	26590.78	6690.12	353.91	1474.18	1170.76
299	157	SX305	SLU_ENV_NL	Min	-7965.14	-4610.71	-301.94	-1413.84	-1186.17
299	157	SX292	SLU_ENV_NL	Min	-4900.61	-1006.03	-372.65	-1272.79	-1186.17
299	157	SX293	SLU_ENV_NL	Min	-91322.34	-28658.95	-424.92	-1272.79	-728.88
299	157	SX306	SLU_ENV_NL	Min	-91548.46	-25914.83	-228.95	-1413.84	-728.88
300	158	SX306	SLU_ENV_NL	Max	26590.67	6690.09	208.97	1439.63	1170.79
300	158	SX293	SLU_ENV_NL	Max	25417.14	8867.85	425.00	1272.83	1170.79



300	158	SX294	SLU_ENV_NL	Max	84525.32	24465.88	372.63	1272.83	777.41
300	158	SX307	SLU_ENV_NL	Max	86985.85	28181.17	302.83	1439.63	777.41
300	158	SX306	SLU_ENV_NL	Min	-89467.62	-25286.61	-353.89	-1474.23	-760.18
300	158	SX293	SLU_ENV_NL	Min	-89228.04	-28034.63	-257.89	-352.44	-760.18
300	158	SX294	SLU_ENV_NL	Min	-4900.57	-1006.07	-164.03	-352.44	-1186.20
300	158	SX307	SLU_ENV_NL	Min	-7965.35	-4610.83	-406.26	-1474.23	-1186.20
301	790	DX115	SLU_ENV_NL	Max	207343.04	61985.68	-899.47	-1699.87	46.81
301	790	DX102	SLU_ENV_NL	Max	210555.99	63859.39	1439.47	-1007.72	46.81
301	790	DX103	SLU_ENV_NL	Max	18215.54	5583.03	1284.66	-1007.72	161.13
301	790	DX116	SLU_ENV_NL	Max	15784.42	4078.85	-1054.28	-1699.87	161.13
301	790	DX115	SLU_ENV_NL	Min	69172.97	20542.49	-1400.55	-4411.77	-1165.89
301	790	DX102	SLU_ENV_NL	Min	70192.44	21603.32	934.45	-6590.54	-165.89
301	790	DX103	SLU_ENV_NL	Min	-7837.62	-2019.80	1082.50	-6590.54	-57.07
301	790	DX116	SLU_ENV_NL	Min	-2416.14	-1335.41	-1252.51	-4411.77	-57.07
302	159	SX309	SLU_ENV_NL	Max	45622.78	15773.24	580.01	3460.82	1871.70
302	159	SX296	SLU_ENV_NL	Max	47018.32	15112.91	380.87	2043.92	1871.70
302	159	SX297	SLU_ENV_NL	Max	3384.43	-62.06	725.22	2043.92	3323.92
302	159	SX310	SLU_ENV_NL	Max	2042.71	2024.17	250.13	3460.82	3323.92
302	159	SX309	SLU_ENV_NL	Min	38893.18	10230.73	-404.82	-2293.69	-3339.80
302	159	SX296	SLU_ENV_NL	Min	40358.70	11385.30	70.27	-4296.43	-3339.80
302	159	SX297	SLU_ENV_NL	Min	-93910.32	-26939.52	-313.20	-4296.43	-1854.44
302	159	SX310	SLU_ENV_NL	Min	-89671.42	-28015.78	-114.05	-2293.69	-1854.44
303	791	DX116	SLU_ENV_NL	Max	18605.36	4908.93	258.91	-441.90	60.14
303	791	DX103	SLU_ENV_NL	Max	15866.32	4894.47	1269.76	347.75	60.14
303	791	DX104	SLU_ENV_NL	Max	-573.29	258.41	1515.50	347.75	-19.42
303	791	DX117	SLU_ENV_NL	Max	1797.77	71.96	683.16	-441.90	-19.42
303	791	DX116	SLU_ENV_NL	Min	5001.25	910.47	-1016.06	-575.45	17.99
303	791	DX103	SLU_ENV_NL	Min	-113.65	276.72	-358.13	-326.16	17.99
303	791	DX104	SLU_ENV_NL	Min	-1008.93	-613.31	66.11	-326.16	-58.35
303	791	DX117	SLU_ENV_NL	Min	403.43	-985.53	-770.32	-575.45	-58.35
304	792	DX102	SLU_ENV_NL	Max	215546.58	64393.29	1542.54	-2097.70	156.86
304	792	DX89	SLU_ENV_NL	Max	240866.32	72032.22	868.39	-200.62	156.86
304	792	DX90	SLU_ENV_NL	Max	8600.65	2801.39	1783.76	-200.62	375.67
304	792	DX103	SLU_ENV_NL	Max	19826.48	5399.77	2008.68	-2097.70	375.67
304	792	DX102	SLU_ENV_NL	Min	67979.11	19778.60	441.69	-3446.40	-417.24
304	792	DX89	SLU_ENV_NL	Min	49886.66	15133.57	216.76	-8729.11	-417.24
304	792	DX90	SLU_ENV_NL	Min	-4127.36	-1262.18	-940.87	-8729.11	-127.88
304	792	DX103	SLU_ENV_NL	Min	-13267.45	-4017.86	-266.73	-3446.40	-127.88
305	160	SX287	SLU_ENV_NL	Max	836.40	1289.13	268.85	333.18	74.06
305	160	SX274	SLU_ENV_NL	Max	406.91	436.33	630.88	93.68	74.06
305	160	SX275	SLU_ENV_NL	Max	5232.81	2428.73	438.63	93.68	33.60
305	160	SX288	SLU_ENV_NL	Max	7823.19	1170.37	511.95	333.18	33.60
305	160	SX287	SLU_ENV_NL	Min	-784.58	-1472.52	-2168.17	-756.42	-42.04
305	160	SX274	SLU_ENV_NL	Min	-1758.04	-1646.74	-2376.91	-141.72	-42.04
305	160	SX275	SLU_ENV_NL	Min	-20374.62	-7799.20	-2133.81	-141.72	-61.35
305	160	SX288	SLU_ENV_NL	Min	-23059.02	-5969.98	-2360.42	-756.42	-61.35
306	161	SX288	SLU_ENV_NL	Max	10904.81	2110.12	-424.69	855.05	105.30
306	161	SX275	SLU_ENV_NL	Max	8063.48	3262.67	-982.95	-275.22	105.30
306	161	SX276	SLU_ENV_NL	Max	21370.25	7305.55	-376.44	-275.22	78.67
306	161	SX289	SLU_ENV_NL	Max	29514.18	7755.65	-34.70	855.05	78.67
306	161	SX288	SLU_ENV_NL	Min	-34801.84	-9514.78	-641.21	-3510.13	-80.55
306	161	SX275	SLU_ENV_NL	Min	-14389.47	-5981.70	-1483.54	-1834.38	-80.55
306	161	SX276	SLU_ENV_NL	Min	-157354.60	-48618.92	-3987.15	-1834.38	-130.77
306	161	SX289	SLU_ENV_NL	Min	-186019.44	-54637.47	-2928.31	-3510.13	-130.77
307	162	SX289	SLU_ENV_NL	Max	8726.38	4230.91	-78.98	4534.55	4845.05
307	162	SX276	SLU_ENV_NL	Max	4814.04	-412.96	49.56	6129.90	4845.05
307	162	SX277	SLU_ENV_NL	Max	58797.00	18968.71	1516.17	6129.90	3844.51
307	162	SX290	SLU_ENV_NL	Max	48230.19	15775.77	2781.26	4534.55	3844.51
307	162	SX289	SLU_ENV_NL	Min	-97048.38	-30778.29	-2947.74	-5173.13	-3807.35
307	162	SX276	SLU_ENV_NL	Min	-104490.83	-29887.60	-4212.83	-4373.00	-3807.35
307	162	SX277	SLU_ENV_NL	Min	24016.86	6478.13	-257.02	-4373.00	-4864.59
307	162	SX290	SLU_ENV_NL	Min	41623.94	12528.89	-385.56	-5173.13	-4864.59
308	793	DX103	SLU_ENV_NL	Max	14997.58	3914.44	1347.41	-296.83	60.70
308	793	DX90	SLU_ENV_NL	Max	14298.34	4547.35	2398.22	445.62	60.70
308	793	DX91	SLU_ENV_NL	Max	17.75	73.60	2435.30	445.62	-50.71
308	793	DX104	SLU_ENV_NL	Max	413.82	246.32	1384.49	-296.83	-50.71
308	793	DX103	SLU_ENV_NL	Min	-1295.08	-358.95	-337.18	-706.14	45.14
308	793	DX90	SLU_ENV_NL	Min	-6241.51	-1963.63	-822.21	-60.21	45.14
308	793	DX91	SLU_ENV_NL	Min	-2161.76	-645.16	-431.31	-60.21	-51.79
308	793	DX104	SLU_ENV_NL	Min	-536.83	-955.42	53.72	-706.14	-51.79
309	163	SX292	SLU_ENV_NL	Max	86102.77	27902.30	-184.81	2576.33	2435.58
309	163	SX279	SLU_ENV_NL	Max	80100.50	21729.75	354.83	2292.34	2435.58
309	163	SX280	SLU_ENV_NL	Max	21233.87	8064.74	218.93	2292.34	2134.58
309	163	SX293	SLU_ENV_NL	Max	23568.48	5343.22	21.55	2576.33	2134.58
309	163	SX292	SLU_ENV_NL	Min	-4626.02	-2728.36	-209.74	-3356.04	-2156.30
309	163	SX279	SLU_ENV_NL	Min	562.06	2699.33	-154.20	-2424.63	-2156.30
309	163	SX280	SLU_ENV_NL	Min	-86962.96	-28140.10	77.09	-2424.63	-2410.79
309	163	SX293	SLU_ENV_NL	Min	-89477.80	-25012.54	-320.71	-3356.04	-2410.79
310	164	SX293	SLU_ENV_NL	Max	23568.42	5343.20	320.68	3393.57	2134.63
310	164	SX280	SLU_ENV_NL	Max	21233.52	8064.64	-107.24	2424.72	2134.63
310	164	SX281	SLU_ENV_NL	Max	78528.56	21272.65	159.87	2424.72	2477.48



Autorità Portuale di Taranto
Interventi per il dragaggio di 2,3 M m³ di sedimenti in area Molo Polisettoriale e per la realizzazione di un primo lotto della cassa di colmata funzionale all'ampliamento del V Sporgente del Porto di Taranto

Allegati alla relazione di calcolo strutturale allineamento "BC"

Data 05/2016
Rev. B
c.d.c.: C296A
514B



310	164	SX294	SLU_ENV_NL	Max	84669.06	27504.70	235.23	3393.57	2477.48
310	164	SX293	SLU_ENV_NL	Min	-87361.51	-24372.52	-31.88	-2576.42	-2452.52
310	164	SX280	SLU_ENV_NL	Min	-84837.03	-27507.44	-218.99	-2352.36	-2452.52
310	164	SX281	SLU_ENV_NL	Min	562.13	2699.39	-354.78	-2352.36	-2156.35
310	164	SX294	SLU_ENV_NL	Min	-4625.92	-2728.31	184.89	-2576.42	-2156.35
311	794	DX89	SLU_ENV_NL	Max	246318.12	74176.86	704.06	-1526.55	95.23
311	794	DX76	SLU_ENV_NL	Max	260149.45	78375.74	1707.10	-283.16	95.23
311	794	DX77	SLU_ENV_NL	Max	7833.94	3192.25	898.11	-283.16	150.91
311	794	DX90	SLU_ENV_NL	Max	10742.63	3178.37	1209.28	-1526.55	150.91
311	794	DX89	SLU_ENV_NL	Min	47566.28	14161.90	-53.41	-5595.47	-174.50
311	794	DX76	SLU_ENV_NL	Min	41434.70	13188.78	392.89	-7763.46	-174.50
311	794	DX77	SLU_ENV_NL	Min	-3995.52	-1101.86	698.95	-7763.46	-91.39
311	794	DX90	SLU_ENV_NL	Min	-9397.19	-2800.25	-1061.56	-5595.47	-91.39
312	165	SX296	SLU_ENV_NL	Max	48230.23	15372.65	385.61	5173.13	3834.52
312	165	SX283	SLU_ENV_NL	Max	58797.51	18969.06	257.24	4356.33	3834.52
312	165	SX284	SLU_ENV_NL	Max	1799.32	-1380.20	4216.90	4356.33	4845.05
312	165	SX297	SLU_ENV_NL	Max	5778.77	3396.37	2954.71	5173.13	4845.05
312	165	SX296	SLU_ENV_NL	Min	40198.09	12529.08	-2799.80	-4527.28	-4864.59
312	165	SX283	SLU_ENV_NL	Min	22513.14	5981.64	-1537.62	-6129.90	-4864.59
312	165	SX284	SLU_ENV_NL	Min	-104491.01	-29887.67	-49.63	-6129.90	-3796.77
312	165	SX297	SLU_ENV_NL	Min	-97049.07	-30778.51	78.74	-4527.28	-3796.77
313	795	DX90	SLU_ENV_NL	Max	13435.40	3959.59	2209.34	224.50	32.32
313	795	DX77	SLU_ENV_NL	Max	9550.75	3733.91	160.43	8.28	32.32
313	795	DX78	SLU_ENV_NL	Max	469.16	912.13	264.75	8.28	13.19
313	795	DX91	SLU_ENV_NL	Max	876.41	647.10	2562.99	224.50	13.19
313	795	DX90	SLU_ENV_NL	Min	-6570.90	-1916.93	-466.56	-517.52	-19.25
313	795	DX77	SLU_ENV_NL	Min	-3823.83	-1085.79	-88.90	-85.63	-19.25
313	795	DX78	SLU_ENV_NL	Min	-1355.74	75.35	-103.26	-85.63	-32.48
313	795	DX91	SLU_ENV_NL	Min	-1807.55	-609.14	-730.25	-517.52	-32.48
314	796	DX76	SLU_ENV_NL	Max	262425.08	78276.93	630.62	-1001.65	37.10
314	796	DX63	SLU_ENV_NL	Max	263621.14	78726.09	-646.27	-536.25	37.10
314	796	DX64	SLU_ENV_NL	Max	7073.36	2251.27	-584.54	-536.25	104.37
314	796	DX77	SLU_ENV_NL	Max	8711.97	2449.54	740.49	-1001.65	104.37
314	796	DX76	SLU_ENV_NL	Min	39814.42	11457.33	434.01	-6265.15	-103.65
314	796	DX63	SLU_ENV_NL	Min	35818.00	10570.21	-1117.27	-7651.06	-103.65
314	796	DX64	SLU_ENV_NL	Min	-8910.09	-2696.95	-810.79	-7651.06	-32.76
314	796	DX77	SLU_ENV_NL	Min	-6590.40	-2067.21	692.35	-6265.15	-32.76
315	166	SX274	SLU_ENV_NL	Max	967.27	484.11	1139.70	477.61	88.74
315	166	SX261	SLU_ENV_NL	Max	3380.12	1549.34	-1400.99	189.65	88.74
315	166	SX262	SLU_ENV_NL	Max	1324.71	1607.37	-1059.24	189.65	62.20
315	166	SX275	SLU_ENV_NL	Max	5012.94	453.90	119.34	477.61	62.20
315	166	SX274	SLU_ENV_NL	Min	-2672.53	-437.37	-2981.75	-914.98	-72.67
315	166	SX261	SLU_ENV_NL	Min	17.01	-404.71	-1856.30	-369.15	-72.67
315	166	SX262	SLU_ENV_NL	Min	-12313.29	-4488.59	-2876.66	-369.15	-87.21
315	166	SX275	SLU_ENV_NL	Min	-22781.41	-4918.59	-2640.01	-914.98	-87.21
316	167	SX275	SLU_ENV_NL	Max	11679.57	2488.22	-1780.37	1230.28	5.26
316	167	SX262	SLU_ENV_NL	Max	180.16	303.65	-126.03	-887.92	5.26
316	167	SX263	SLU_ENV_NL	Max	113.13	1240.31	2.95	-887.92	160.99
316	167	SX276	SLU_ENV_NL	Max	23735.48	6131.66	174.64	1230.28	160.99
316	167	SX275	SLU_ENV_NL	Min	-19911.98	-4072.87	-2631.41	-4017.38	-137.40
316	167	SX262	SLU_ENV_NL	Min	-2906.59	-725.45	-1952.06	-3770.78	-137.40
316	167	SX263	SLU_ENV_NL	Min	-170310.15	-52278.53	-2291.79	-3770.78	-29.48
316	167	SX276	SLU_ENV_NL	Min	-192374.30	-56198.57	-4797.18	-4017.38	-29.48
317	168	SX276	SLU_ENV_NL	Max	10113.75	5242.50	587.63	5060.00	5332.33
317	168	SX263	SLU_ENV_NL	Max	5340.35	-278.03	-32.12	7073.36	5332.33
317	168	SX264	SLU_ENV_NL	Max	86227.39	28541.42	3241.09	7073.36	4334.29
317	168	SX277	SLU_ENV_NL	Max	75764.47	21488.78	1040.06	5060.00	4334.29
317	168	SX276	SLU_ENV_NL	Min	-135041.82	-42337.61	-4773.52	-5377.36	-4283.98
317	168	SX263	SLU_ENV_NL	Min	-140544.94	-40121.04	-2572.50	-4972.56	-4283.98
317	168	SX264	SLU_ENV_NL	Min	10331.81	-1386.79	-753.15	-4972.56	-5363.21
317	168	SX277	SLU_ENV_NL	Min	27681.26	8193.57	-133.40	-5377.36	-5363.21
318	797	DX77	SLU_ENV_NL	Max	8780.62	2461.70	164.80	129.60	8.77
318	797	DX64	SLU_ENV_NL	Max	10381.92	3252.27	29.76	60.27	8.77
318	797	DX65	SLU_ENV_NL	Max	614.54	370.46	-30.67	60.27	4.42
318	797	DX78	SLU_ENV_NL	Max	265.21	16.74	7.13	129.60	4.42
318	797	DX77	SLU_ENV_NL	Min	-3661.07	-1164.50	67.57	-338.72	-5.98
318	797	DX64	SLU_ENV_NL	Min	-2845.89	-901.60	-261.68	-177.38	-5.98
318	797	DX65	SLU_ENV_NL	Min	476.25	145.22	-433.11	-177.38	-15.44
318	797	DX78	SLU_ENV_NL	Min	-1392.85	-506.45	-6.62	-338.72	-15.44
319	169	SX279	SLU_ENV_NL	Max	100080.65	32191.47	280.70	2997.49	2737.62
319	169	SX266	SLU_ENV_NL	Max	94250.09	25941.02	-251.22	2389.39	2737.62
319	169	SX267	SLU_ENV_NL	Max	21506.87	8464.90	6.67	2389.39	2490.34
319	169	SX280	SLU_ENV_NL	Max	23705.91	5129.69	271.35	2997.49	2490.34
319	169	SX279	SLU_ENV_NL	Min	201.56	-2799.40	-140.34	-3953.46	-2520.74
319	169	SX266	SLU_ENV_NL	Min	5162.80	2990.02	-375.84	-2842.86	-2520.74
319	169	SX267	SLU_ENV_NL	Min	-103326.24	-33021.66	-385.19	-2842.86	-2704.61
319	169	SX280	SLU_ENV_NL	Min	-105405.84	-29361.49	117.55	-3953.46	-2704.61
320	170	SX280	SLU_ENV_NL	Max	23705.40	5129.53	-153.05	3987.85	2490.39
320	170	SX267	SLU_ENV_NL	Max	21506.54	8464.81	385.31	2842.96	2490.39
320	170	SX268	SLU_ENV_NL	Max	92123.03	25256.44	375.78	2842.96	2783.04
320	170	SX281	SLU_ENV_NL	Max	98076.23	31567.50	136.88	3987.85	2783.04



Autorità Portuale di Taranto
Interventi per il dragaggio di 2,3 M m³ di sedimenti in area Molo Polisettoriale e per la realizzazione di un primo lotto della cassa di colmata funzionale all'ampliamento del V Sporgente del Porto di Taranto

Allegati alla relazione di calcolo strutturale allineamento "BC"

Data 05/2016
Rev. B
c.d.c.: C296A
514B



320	170	SX280	SLU_ENV_NL	Min	-102717.78	-28547.54	-271.26	-2997.59	-2749.78
320	170	SX267	SLU_ENV_NL	Min	-100635.01	-32221.83	-9.54	-2460.66	-2749.78
320	170	SX268	SLU_ENV_NL	Min	5163.37	2990.17	280.38	-2460.66	-2520.79
320	170	SX281	SLU_ENV_NL	Min	201.69	-2799.40	-280.80	-2997.59	-2520.79
321	798	DX63	SLU_ENV_NL	Max	265511.80	79736.16	-552.35	-574.93	-26.58
321	798	DX50	SLU_ENV_NL	Max	278740.06	84300.67	1143.20	-954.91	-26.58
321	798	DX51	SLU_ENV_NL	Max	3673.23	1288.87	1352.59	-954.91	65.71
321	798	DX64	SLU_ENV_NL	Max	7076.85	2043.81	-849.62	-574.93	65.71
321	798	DX63	SLU_ENV_NL	Min	35917.70	11121.65	-1118.91	-6613.29	-96.95
321	798	DX50	SLU_ENV_NL	Min	34365.89	10908.81	1083.30	-7696.98	-96.95
321	798	DX51	SLU_ENV_NL	Min	-1931.48	-119.74	8.71	-7696.98	30.45
321	798	DX64	SLU_ENV_NL	Min	-10698.33	-3365.62	-1686.84	-6613.29	30.45
322	171	SX283	SLU_ENV_NL	Max	75764.99	21488.80	133.30	5377.36	4322.02
322	171	SX270	SLU_ENV_NL	Max	86227.29	28541.23	752.91	4950.58	4322.02
322	171	SX271	SLU_ENV_NL	Max	1567.76	-1458.93	2569.71	4950.58	5332.34
322	171	SX284	SLU_ENV_NL	Max	6388.55	4187.82	4768.92	5377.36	5332.34
322	171	SX283	SLU_ENV_NL	Min	25838.44	7685.35	-1057.09	-5052.58	-5363.21
322	171	SX270	SLU_ENV_NL	Min	8434.17	-1984.37	-3256.31	-7073.37	-5363.21
322	171	SX271	SLU_ENV_NL	Min	-140545.82	-40121.29	32.27	-7073.37	-4271.00
322	171	SX284	SLU_ENV_NL	Min	-135042.04	-42337.65	-587.34	-5052.58	-4271.00
323	799	DX64	SLU_ENV_NL	Max	10304.42	3020.37	-54.21	92.43	-1.39
323	799	DX51	SLU_ENV_NL	Max	7476.83	2421.67	1047.00	91.80	-1.39
323	799	DX52	SLU_ENV_NL	Max	-68.35	719.93	1362.22	91.80	14.35
323	799	DX65	SLU_ENV_NL	Max	625.49	345.83	53.11	92.43	14.35
323	799	DX64	SLU_ENV_NL	Min	-2822.97	-989.30	-521.62	-181.02	-9.30
323	799	DX51	SLU_ENV_NL	Min	-3787.34	-690.21	-1585.92	-338.64	-9.30
323	799	DX52	SLU_ENV_NL	Min	-2724.63	-944.91	-1478.59	-338.64	-1.30
323	799	DX65	SLU_ENV_NL	Min	288.12	-283.05	-206.40	-181.02	-1.30
324	800	DX50	SLU_ENV_NL	Max	277030.45	82157.08	1894.09	423.53	207.02
324	800	DX37	SLU_ENV_NL	Max	268568.37	80461.19	-1953.25	-2444.58	207.02
324	800	DX38	SLU_ENV_NL	Max	10003.72	3671.01	-1564.30	-2444.58	201.95
324	800	DX51	SLU_ENV_NL	Max	1678.01	1721.92	520.51	423.53	201.95
324	800	DX50	SLU_ENV_NL	Min	36433.71	10717.77	-253.38	-8391.29	-228.54
324	800	DX37	SLU_ENV_NL	Min	53896.90	15416.06	-5343.69	-5643.24	-228.54
324	800	DX38	SLU_ENV_NL	Min	526.61	469.45	-6717.27	-5643.24	-205.45
324	800	DX51	SLU_ENV_NL	Min	-1078.90	-832.89	135.57	-8391.29	-205.45
325	172	SX261	SLU_ENV_NL	Max	3186.73	1353.97	-1388.93	310.00	29.80
325	172	SX248	SLU_ENV_NL	Max	-529.50	1521.39	-145.87	-165.30	29.80
325	172	SX249	SLU_ENV_NL	Max	-3812.75	281.63	177.33	-165.30	49.49
325	172	SX262	SLU_ENV_NL	Max	-314.56	-1092.65	-1065.73	310.00	49.49
325	172	SX261	SLU_ENV_NL	Min	175.38	-686.98	-2519.69	-383.32	-61.44
325	172	SX248	SLU_ENV_NL	Min	-1030.10	-2565.54	-4287.79	-386.44	-61.44
325	172	SX249	SLU_ENV_NL	Min	-13919.49	-6067.19	-3987.80	-386.44	-4.93
325	172	SX262	SLU_ENV_NL	Min	-11003.49	-2525.95	-2219.71	-383.32	-4.93
326	173	SX262	SLU_ENV_NL	Max	2110.47	1432.59	-1376.36	694.77	-115.15
326	173	SX249	SLU_ENV_NL	Max	-5001.95	-103.48	483.57	-927.88	-115.15
326	173	SX250	SLU_ENV_NL	Max	-13372.10	-2956.25	1252.78	-927.88	196.30
326	173	SX263	SLU_ENV_NL	Max	-3111.98	-2239.38	-607.14	694.77	196.30
326	173	SX262	SLU_ENV_NL	Min	-1216.99	-1335.03	-2207.65	-2831.71	-146.25
326	173	SX249	SLU_ENV_NL	Min	-8681.81	-4520.24	-4055.76	-5263.44	-146.25
326	173	SX250	SLU_ENV_NL	Min	-192109.17	-59142.67	-2567.68	-5263.44	113.43
326	173	SX263	SLU_ENV_NL	Min	-170933.38	-50079.66	-719.58	-2831.71	113.43
327	174	SX263	SLU_ENV_NL	Max	9368.89	4766.97	155.87	5226.37	6301.50
327	174	SX250	SLU_ENV_NL	Max	9770.21	665.20	971.88	8298.76	6301.50
327	174	SX251	SLU_ENV_NL	Max	101084.64	31213.13	620.62	8298.76	4530.06
327	174	SX264	SLU_ENV_NL	Max	87978.23	23244.44	1927.62	5226.37	4530.06
327	174	SX263	SLU_ENV_NL	Min	-145646.11	-45991.83	-1129.99	-6413.01	-4489.59
327	174	SX250	SLU_ENV_NL	Min	-151825.90	-43500.19	-2436.99	-5273.43	-4489.59
327	174	SX251	SLU_ENV_NL	Min	-3150.20	-1667.09	-280.98	-5273.43	-6336.34
327	174	SX264	SLU_ENV_NL	Min	10147.07	6380.87	-1096.99	-6413.01	-6336.34
328	801	DX51	SLU_ENV_NL	Max	8714.26	3892.68	1513.78	240.47	-29.21
328	801	DX38	SLU_ENV_NL	Max	16175.60	5462.69	75.40	-110.19	-29.21
328	801	DX39	SLU_ENV_NL	Max	1022.60	2725.73	164.80	-110.19	73.19
328	801	DX52	SLU_ENV_NL	Max	-836.80	2313.23	911.73	240.47	73.19
328	801	DX51	SLU_ENV_NL	Min	-3874.97	-1708.44	-1561.01	174.74	-81.12
328	801	DX38	SLU_ENV_NL	Min	-3928.52	-830.37	-7704.75	-853.59	-81.12
328	801	DX39	SLU_ENV_NL	Min	-1897.94	-543.11	-8306.80	-853.59	23.41
328	801	DX52	SLU_ENV_NL	Min	-2543.32	-1115.46	-1471.61	174.74	23.41
329	175	SX266	SLU_ENV_NL	Max	94167.16	30265.43	-189.09	2831.48	2194.20
329	175	SX253	SLU_ENV_NL	Max	89482.63	24458.79	360.92	1795.22	2194.20
329	175	SX254	SLU_ENV_NL	Max	16863.74	7162.94	350.21	1795.22	2380.81
329	175	SX267	SLU_ENV_NL	Max	18642.22	3494.86	-11.19	2831.48	2380.81
329	175	SX266	SLU_ENV_NL	Min	5696.54	190.35	-405.08	-3283.04	-2413.65
329	175	SX253	SLU_ENV_NL	Min	10460.82	6379.44	-123.31	-2756.40	-2413.65
329	175	SX254	SLU_ENV_NL	Min	-99211.05	-31928.42	54.60	-2756.40	-2163.00
329	175	SX267	SLU_ENV_NL	Min	-100550.26	-28369.26	-415.80	-3283.04	-2163.00
330	176	SX267	SLU_ENV_NL	Max	18641.82	3494.73	415.79	3342.44	2380.87
330	176	SX254	SLU_ENV_NL	Max	16863.10	7162.76	-102.94	2756.51	2380.87
330	176	SX255	SLU_ENV_NL	Max	87162.04	23795.50	125.55	2756.51	2261.82
330	176	SX268	SLU_ENV_NL	Max	92038.68	29682.77	405.15	3342.44	2261.82
330	176	SX267	SLU_ENV_NL	Min	-97817.80	-27538.60	0.92	-2831.58	-2230.28



Autorità Portuale di Taranto
Interventi per il dragaggio di 2,3 M m³ di sedimenti in area Molo Polisettoriale e per la realizzazione di un primo lotto della cassa di colmata funzionale all'ampliamento del V Sporgente del Porto di Taranto

Allegati alla relazione di calcolo strutturale allineamento "BC"

Data 05/2016
Rev. B
c.d.c.: C296A
514B



330	176	SX254	SLU_ENV_NL	Min	-96469.64	-31116.92	-350.24	-1893.11	-2230.28
330	176	SX255	SLU_ENV_NL	Min	10461.49	6379.66	-360.88	-1893.11	-2413.71
330	176	SX268	SLU_ENV_NL	Min	5697.19	190.54	229.40	-2831.58	-2413.71
331	802	DX37	SLU_ENV_NL	Max	259446.00	77685.18	-3535.33	1622.68	789.97
331	802	DX24	SLU_ENV_NL	Max	208877.98	64020.42	-1980.00	-973.41	789.97
331	802	DX25	SLU_ENV_NL	Max	40288.93	12458.81	1658.12	-973.41	453.69
331	802	DX38	SLU_ENV_NL	Max	9366.41	2303.56	-589.87	1622.68	453.69
331	802	DX37	SLU_ENV_NL	Min	61290.15	19379.06	-4227.99	-11034.45	-561.59
331	802	DX24	SLU_ENV_NL	Min	119276.16	36037.63	-4085.79	-5141.56	-561.59
331	802	DX25	SLU_ENV_NL	Min	-8326.21	-1489.25	-9098.92	-5141.56	-720.14
331	802	DX38	SLU_ENV_NL	Min	3340.62	2141.88	-8548.45	-11034.45	-720.14
332	177	SX270	SLU_ENV_NL	Max	87978.20	23244.49	1097.13	6413.00	4523.69
332	177	SX257	SLU_ENV_NL	Max	101085.24	31213.39	281.20	5258.56	4523.69
332	177	SX258	SLU_ENV_NL	Max	6119.52	-497.08	2374.80	5258.56	6301.50
332	177	SX271	SLU_ENV_NL	Max	5628.22	3701.72	1086.63	6413.00	6301.50
332	177	SX270	SLU_ENV_NL	Min	8266.19	5829.91	-1905.92	-5225.80	-6336.34
332	177	SX257	SLU_ENV_NL	Min	-4971.93	-2280.53	-617.76	-8298.76	-6336.34
332	177	SX258	SLU_ENV_NL	Min	-151826.12	-43500.27	-972.05	-8298.76	-4482.69
332	177	SX271	SLU_ENV_NL	Min	-145646.99	-45992.11	-156.12	-5225.80	-4482.69
333	803	DX38	SLU_ENV_NL	Max	18747.44	6899.37	467.75	652.00	-124.05
333	803	DX25	SLU_ENV_NL	Max	26920.68	8312.89	459.01	-801.29	-124.05
333	803	DX26	SLU_ENV_NL	Max	1743.18	1362.03	-174.44	-801.29	171.37
333	803	DX39	SLU_ENV_NL	Max	-1557.52	1261.45	-165.70	652.00	171.37
333	803	DX38	SLU_ENV_NL	Min	-2965.62	-1522.22	-7720.06	574.86	-176.58
333	803	DX25	SLU_ENV_NL	Min	6116.11	2969.62	-9839.95	-1743.92	-176.58
333	803	DX26	SLU_ENV_NL	Min	743.43	1149.93	-10479.54	-1743.92	94.03
333	803	DX39	SLU_ENV_NL	Min	-3400.91	-1651.49	-8359.66	574.86	94.03
334	804	DX24	SLU_ENV_NL	Max	196559.22	58223.54	-1463.19	-1246.27	496.20
334	804	DX11	SLU_ENV_NL	Max	166865.03	49525.29	619.86	-1542.38	496.20
334	804	DX12	SLU_ENV_NL	Max	41576.68	10178.95	110.21	-1542.38	171.00
334	804	DX25	SLU_ENV_NL	Max	33047.37	8089.95	530.12	-1246.27	171.00
334	804	DX24	SLU_ENV_NL	Min	125532.71	37123.10	-6203.56	-7862.63	-196.56
334	804	DX11	SLU_ENV_NL	Min	141383.78	41426.28	-1883.10	-3695.10	-196.56
334	804	DX12	SLU_ENV_NL	Min	-5343.49	-1995.79	-676.84	-3695.10	-452.44
334	804	DX25	SLU_ENV_NL	Min	2773.57	244.38	-7500.26	-7862.63	-452.44
335	178	SX248	SLU_ENV_NL	Max	311.68	2352.66	-37.39	142.09	6.20
335	178	SX235	SLU_ENV_NL	Max	1374.68	1076.88	-352.18	-255.38	6.20
335	178	SX236	SLU_ENV_NL	Max	-6223.06	-781.68	-276.51	-255.38	32.27
335	178	SX249	SLU_ENV_NL	Max	-5435.60	-1963.58	38.28	142.09	32.27
335	178	SX248	SLU_ENV_NL	Min	-826.10	-1640.49	-4033.23	-251.06	-48.57
335	178	SX235	SLU_ENV_NL	Min	191.27	287.49	-1761.76	-365.43	-48.57
335	178	SX236	SLU_ENV_NL	Min	-10756.77	-3827.23	-2009.10	-365.43	6.89
335	178	SX249	SLU_ENV_NL	Min	-12554.72	-2954.63	-4280.57	-251.06	6.89
336	179	SX249	SLU_ENV_NL	Max	-3149.81	907.30	435.92	252.48	-82.64
336	179	SX236	SLU_ENV_NL	Max	-8799.16	-1573.91	-700.48	-914.73	-82.64
336	179	SX237	SLU_ENV_NL	Max	-26169.66	-6564.46	115.96	-914.73	328.31
336	179	SX250	SLU_ENV_NL	Max	-15883.24	-5863.23	1252.36	252.48	328.31
336	179	SX249	SLU_ENV_NL	Min	-4091.46	-2531.99	-4527.63	-2412.31	-274.21
336	179	SX236	SLU_ENV_NL	Min	-13682.16	-4754.26	-1812.28	-6689.48	-274.21
336	179	SX237	SLU_ENV_NL	Min	-222205.35	-67751.65	-54.38	-6689.48	81.78
336	179	SX250	SLU_ENV_NL	Min	-195425.23	-57183.74	-2769.73	-2412.31	81.78
337	180	SX250	SLU_ENV_NL	Max	14267.40	6570.90	1413.45	5677.11	6978.49
337	180	SX237	SLU_ENV_NL	Max	15651.31	2758.50	511.47	9203.84	6978.49
337	180	SX238	SLU_ENV_NL	Max	120383.79	39201.59	2154.93	9203.84	4988.82
337	180	SX251	SLU_ENV_NL	Max	104634.52	30296.04	676.36	5677.11	4988.82
337	180	SX250	SLU_ENV_NL	Min	-157430.59	-49432.49	-2334.39	-7089.27	-4949.54
337	180	SX237	SLU_ENV_NL	Min	-163123.91	-46545.69	-855.82	-5892.17	-4949.54
337	180	SX238	SLU_ENV_NL	Min	-19799.13	-9288.72	-1643.32	-5892.17	-7017.77
337	180	SX251	SLU_ENV_NL	Min	-5768.29	-1309.11	-741.34	-7089.27	-7017.77
338	805	DX25	SLU_ENV_NL	Max	28461.83	6765.53	663.34	397.75	-68.57
338	805	DX12	SLU_ENV_NL	Max	35853.33	8410.71	1723.33	-993.55	-68.57
338	805	DX13	SLU_ENV_NL	Max	6334.11	1735.25	1069.51	-993.55	90.60
338	805	DX26	SLU_ENV_NL	Max	-1818.53	-1041.96	-414.98	397.75	90.60
338	805	DX25	SLU_ENV_NL	Min	7547.98	1606.69	-9894.35	-393.69	-118.17
338	805	DX12	SLU_ENV_NL	Min	20147.05	5721.39	-132.52	-1241.68	-118.17
338	805	DX13	SLU_ENV_NL	Min	2685.79	-3795.59	-1210.84	-1241.68	58.67
338	805	DX26	SLU_ENV_NL	Min	-1994.75	-4625.33	-10548.18	-393.69	58.67
339	181	SX253	SLU_ENV_NL	Max	89682.38	28784.30	239.18	2120.98	1748.89
339	181	SX240	SLU_ENV_NL	Max	85841.92	24033.91	-105.17	1309.55	1748.89
339	181	SX241	SLU_ENV_NL	Max	13056.74	5910.98	28.36	1309.55	1797.46
339	181	SX254	SLU_ENV_NL	Max	14236.70	2305.12	328.17	2120.98	1797.46
339	181	SX253	SLU_ENV_NL	Min	9690.94	-85.78	-124.91	-2736.82	-1828.04
339	181	SX240	SLU_ENV_NL	Min	13351.13	5486.70	-451.68	-2104.49	-1828.04
339	181	SX241	SLU_ENV_NL	Min	-95590.78	-30232.76	-362.68	-2104.49	-1722.94
339	181	SX254	SLU_ENV_NL	Min	-96692.56	-27193.18	8.62	-2736.82	-1722.94
340	182	SX254	SLU_ENV_NL	Max	14236.00	2304.90	-66.90	2819.29	1797.51
340	182	SX241	SLU_ENV_NL	Max	13056.27	5910.85	362.79	2104.58	1797.51
340	182	SX242	SLU_ENV_NL	Max	83195.10	23189.61	451.58	2104.58	1837.55
340	182	SX255	SLU_ENV_NL	Max	87296.19	28050.52	138.70	2819.29	1837.55
340	182	SX254	SLU_ENV_NL	Min	-93893.98	-26339.24	-328.06	-2121.07	-1811.14
340	182	SX241	SLU_ENV_NL	Min	-92791.67	-29407.40	-54.24	-1433.26	-1811.14



Autorità Portuale di Taranto
Interventi per il dragaggio di 2,3 M m³ di sedimenti in area Molo Polisettoriale e per la realizzazione di un primo lotto della cassa di colmata funzionale all'ampliamento del V Sporgente del Porto di Taranto

Allegati alla relazione di calcolo strutturale allineamento "BC"

Data 05/2016
Rev. B
c.d.c.: C296A
514B



340	182	SX242	SLU_ENV_NL	Min	13352.31	5487.07	151.36	-1433.26	-1828.09
340	182	SX255	SLU_ENV_NL	Min	9691.67	-85.55	-239.27	-2121.07	-1828.09
341	806	DX414	SLU_ENV_NL	Max	33004.71	9839.71	604.68	-1.49	0.16
341	806	DX401	SLU_ENV_NL	Max	35033.64	10445.19	578.75	3.06	0.16
341	806	DX402	SLU_ENV_NL	Max	263.73	-60.82	385.88	3.06	4.19
341	806	DX415	SLU_ENV_NL	Max	-284.42	-123.07	587.48	-1.49	4.19
341	806	DX414	SLU_ENV_NL	Min	-354.19	-243.20	-364.67	-554.71	-7.11
341	806	DX401	SLU_ENV_NL	Min	-160.74	-168.19	92.16	-629.96	-7.11
341	806	DX402	SLU_ENV_NL	Min	-138.83	-157.06	74.97	-629.96	-0.52
341	806	DX415	SLU_ENV_NL	Min	-1376.94	-646.39	-557.55	-554.71	-0.52
342	183	SX257	SLU_ENV_NL	Max	104635.09	30296.21	741.22	7089.27	4983.30
342	183	SX244	SLU_ENV_NL	Max	120383.91	39201.60	1643.18	5878.39	4983.30
342	183	SX245	SLU_ENV_NL	Max	12131.18	1641.90	811.71	5878.39	6978.50
342	183	SX258	SLU_ENV_NL	Max	10661.65	5560.12	2272.95	7089.27	6978.50
342	183	SX257	SLU_ENV_NL	Min	-7545.74	-1776.65	-676.40	-5677.36	-7017.78
342	183	SX244	SLU_ENV_NL	Min	-21528.87	-9825.65	-2137.64	-9203.85	-7017.78
342	183	SX245	SLU_ENV_NL	Min	-163124.64	-46545.89	-511.32	-9203.85	-4943.43
342	183	SX258	SLU_ENV_NL	Min	-157430.81	-49432.54	-1413.28	-5677.36	-4943.43
343	184	SX405	SLU_ENV_NL	Max	1109.18	485.61	455.50	26.70	1.60
343	184	SX392	SLU_ENV_NL	Max	356.23	283.26	-473.74	9.65	1.60
343	184	SX393	SLU_ENV_NL	Max	-201.28	17.80	-341.40	9.65	15.84
343	184	SX406	SLU_ENV_NL	Max	285.36	187.54	510.07	26.70	15.84
343	184	SX405	SLU_ENV_NL	Min	141.00	-60.35	-259.80	-4.63	-14.08
343	184	SX392	SLU_ENV_NL	Min	-367.19	-237.72	-535.46	-161.13	-14.08
343	184	SX393	SLU_ENV_NL	Min	-4217.51	-1043.48	-480.89	-161.13	-0.67
343	184	SX406	SLU_ENV_NL	Min	-2611.65	-584.34	-127.45	-4.63	-0.67
344	185	SX406	SLU_ENV_NL	Max	1842.62	758.06	-40.69	-5.91	2.21
344	185	SX393	SLU_ENV_NL	Max	-703.56	-132.47	71.03	12.82	2.21
344	185	SX394	SLU_ENV_NL	Max	-462.61	-80.76	587.23	12.82	39.91
344	185	SX407	SLU_ENV_NL	Max	525.01	238.53	60.95	-5.91	39.91
344	185	SX406	SLU_ENV_NL	Min	385.44	217.15	-529.02	-378.25	-31.30
344	185	SX393	SLU_ENV_NL	Min	-2238.00	-455.75	52.62	-883.70	-31.30
344	185	SX394	SLU_ENV_NL	Min	-38306.88	-11369.91	172.67	-883.70	-0.43
344	185	SX407	SLU_ENV_NL	Min	-31551.46	-9354.46	5.58	-378.25	-0.43
345	186	SX235	SLU_ENV_NL	Max	1540.43	794.06	-409.61	15.58	10.81
345	186	SX222	SLU_ENV_NL	Max	151.47	1529.67	507.43	-251.75	10.81
345	186	SX223	SLU_ENV_NL	Max	-8866.08	-1361.16	669.33	-251.75	21.89
345	186	SX236	SLU_ENV_NL	Max	-7454.42	-2467.86	-247.71	15.58	21.89
345	186	SX235	SLU_ENV_NL	Min	72.54	-879.43	-2064.64	-233.68	-36.46
345	186	SX222	SLU_ENV_NL	Min	-2204.70	-2857.72	-3540.79	-350.76	-36.46
345	186	SX223	SLU_ENV_NL	Min	-14262.52	-6163.85	-3207.37	-350.76	13.69
345	186	SX236	SLU_ENV_NL	Min	-10362.75	-3325.68	-1731.22	-233.68	13.69
346	187	SX236	SLU_ENV_NL	Max	-8221.48	-2076.84	-428.94	-69.80	-66.09
346	187	SX223	SLU_ENV_NL	Max	-5628.51	-992.54	857.53	-908.56	-66.09
346	187	SX224	SLU_ENV_NL	Max	-30585.76	-8126.09	1015.03	-908.56	157.81
346	187	SX237	SLU_ENV_NL	Max	-28304.09	-9787.14	-271.45	-69.80	157.81
346	187	SX236	SLU_ENV_NL	Min	-9144.82	-3540.41	-1419.41	-3975.56	-137.99
346	187	SX223	SLU_ENV_NL	Min	-7586.07	-3599.30	-3568.51	-6075.37	-137.99
346	187	SX224	SLU_ENV_NL	Min	-231790.79	-70964.05	-3518.84	-6075.37	52.06
346	187	SX237	SLU_ENV_NL	Min	-225576.58	-66542.02	-1369.74	-3975.56	52.06
347	188	SX237	SLU_ENV_NL	Max	20444.14	8212.05	341.71	6666.87	7494.00
347	188	SX224	SLU_ENV_NL	Max	20223.69	3692.45	1067.54	9924.29	7494.00
347	188	SX225	SLU_ENV_NL	Max	139355.32	42574.17	1390.81	9924.29	5919.09
347	188	SX238	SLU_ENV_NL	Max	123026.49	34037.53	3356.44	6666.87	5919.09
347	188	SX237	SLU_ENV_NL	Min	-169334.07	-53273.15	-1723.45	-7566.00	-5873.84
347	188	SX224	SLU_ENV_NL	Min	-176737.79	-50794.68	-3689.08	-7061.33	-5873.84
347	188	SX225	SLU_ENV_NL	Min	-40165.72	-11629.44	-790.61	-7061.33	-7530.69
347	188	SX238	SLU_ENV_NL	Min	-20939.64	-2567.84	-1516.44	-7566.00	-7530.69
348	807	DX415	SLU_ENV_NL	Max	26.96	-50.79	267.56	3.35	0.27
348	807	DX402	SLU_ENV_NL	Max	544.61	-71.89	602.17	1.92	0.27
348	807	DX403	SLU_ENV_NL	Max	208.07	-36.53	617.24	1.92	0.88
348	807	DX416	SLU_ENV_NL	Max	-11.01	-146.99	218.15	3.35	0.88
348	807	DX415	SLU_ENV_NL	Min	-42.95	-224.50	61.27	-0.96	-1.61
348	807	DX402	SLU_ENV_NL	Min	-176.28	-73.52	-438.11	-13.21	-1.61
348	807	DX403	SLU_ENV_NL	Min	-151.90	-169.87	-487.51	-13.21	-0.16
348	807	DX416	SLU_ENV_NL	Min	-212.21	-158.64	76.33	-0.96	-0.16
349	189	SX240	SLU_ENV_NL	Max	85819.17	27017.67	-143.53	863.01	1576.70
349	189	SX227	SLU_ENV_NL	Max	82466.75	22605.69	322.00	1135.25	1576.70
349	189	SX228	SLU_ENV_NL	Max	11374.74	5215.71	554.40	1135.25	735.73
349	189	SX241	SLU_ENV_NL	Max	11074.86	1593.75	43.60	863.01	735.73
349	189	SX240	SLU_ENV_NL	Min	13277.15	2951.10	-693.69	-2512.66	-764.00
349	189	SX227	SLU_ENV_NL	Min	14815.49	7815.25	-271.79	-884.91	-764.00
349	189	SX228	SLU_ENV_NL	Min	-92999.29	-29535.45	-84.67	-884.91	-1553.24
349	189	SX241	SLU_ENV_NL	Min	-93674.82	-26905.81	-461.29	-2512.66	-1553.24
350	190	SX241	SLU_ENV_NL	Max	11074.34	1593.58	461.24	2632.00	735.78
350	190	SX228	SLU_ENV_NL	Max	11373.97	5215.49	10.67	884.98	735.78
350	190	SX229	SLU_ENV_NL	Max	79430.01	21726.62	294.44	884.98	1698.47
350	190	SX242	SLU_ENV_NL	Max	83142.56	26275.15	693.76	2632.00	1698.47
350	190	SX241	SLU_ENV_NL	Min	-90798.29	-26203.49	-78.16	-863.07	-1674.45
350	190	SX228	SLU_ENV_NL	Min	-90106.57	-28686.99	-554.45	-1299.13	-1674.45
350	190	SX229	SLU_ENV_NL	Min	14816.58	7815.57	-321.93	-1299.13	-764.05



Autorità Portuale di Taranto
Interventi per il dragaggio di 2,3 M m³ di sedimenti in area Molo Polisettoriale e per la realizzazione di un primo lotto della cassa di colmata funzionale all'ampliamento del V Sporgente del Porto di Taranto

Allegati alla relazione di calcolo strutturale allineamento "BC"

Data 05/2016
Rev. B
c.d.c.: C296A
514B



350	190	SX242	SLU_ENV_NL	Min	13278.37	2951.44	205.60	-863.07	-764.05
351	808	DX401	SLU_ENV_NL	Max	35347.35	10678.14	97.89	-3.09	0.48
351	808	DX388	SLU_ENV_NL	Max	30134.29	9088.50	1020.43	1.48	0.48
351	808	DX389	SLU_ENV_NL	Max	-0.72	-93.19	1005.26	1.48	37.62
351	808	DX402	SLU_ENV_NL	Max	153.29	287.53	762.92	-3.09	37.62
351	808	DX401	SLU_ENV_NL	Min	-70.09	152.97	90.47	-405.75	-27.35
351	808	DX388	SLU_ENV_NL	Min	34.39	98.82	-698.63	-838.64	-27.35
351	808	DX389	SLU_ENV_NL	Min	-7309.33	-1974.69	-33.60	-838.64	-0.21
351	808	DX402	SLU_ENV_NL	Min	-128.70	-46.07	75.30	-405.75	-0.21
352	191	SX244	SLU_ENV_NL	Max	123026.61	34037.54	1516.57	7566.01	5923.99
352	191	SX231	SLU_ENV_NL	Max	139355.88	42574.34	790.74	7059.99	5923.99
352	191	SX232	SLU_ENV_NL	Max	16829.75	2605.00	3631.45	7059.99	7494.00
352	191	SX245	SLU_ENV_NL	Max	16966.01	7226.85	1681.90	7566.01	7494.00
352	191	SX244	SLU_ENV_NL	Min	-22659.95	-3064.77	-3344.55	-6678.92	-7530.70
352	191	SX231	SLU_ENV_NL	Min	-41862.97	-12206.04	-1395.00	-9924.31	-7530.70
352	191	SX232	SLU_ENV_NL	Min	-176738.08	-50794.78	-1067.67	-9924.31	-5878.14
352	191	SX245	SLU_ENV_NL	Min	-169334.81	-53273.39	-341.84	-6678.92	-5878.14
353	192	SX407	SLU_ENV_NL	Max	21564.52	6530.21	231.38	378.30	470.96
353	192	SX394	SLU_ENV_NL	Max	21537.69	6633.58	411.46	558.69	470.96
353	192	SX395	SLU_ENV_NL	Max	25857.70	7594.18	73.67	558.69	35.51
353	192	SX408	SLU_ENV_NL	Max	25670.99	7431.03	-187.50	378.30	35.51
353	192	SX407	SLU_ENV_NL	Min	-83017.00	-24820.89	-18.86	-540.08	-35.91
353	192	SX394	SLU_ENV_NL	Min	-82648.44	-24739.69	242.32	295.16	-35.91
353	192	SX395	SLU_ENV_NL	Min	25426.21	7499.26	-84.92	295.16	-472.91
353	192	SX408	SLU_ENV_NL	Min	23677.43	6965.45	-265.00	-540.08	-472.91
354	809	DX402	SLU_ENV_NL	Max	755.98	474.09	628.97	33.11	0.52
354	809	DX389	SLU_ENV_NL	Max	199.80	30.66	1282.38	3.94	0.52
354	809	DX390	SLU_ENV_NL	Max	159.31	-8.09	1443.80	3.94	8.33
354	809	DX403	SLU_ENV_NL	Max	153.53	-4.29	592.79	33.11	8.33
354	809	DX402	SLU_ENV_NL	Min	-174.37	-59.95	-542.52	-3.37	-5.66
354	809	DX389	SLU_ENV_NL	Min	-605.67	-32.85	448.46	-60.17	-5.66
354	809	DX390	SLU_ENV_NL	Min	-1582.07	-619.02	412.28	-60.17	-0.58
354	809	DX403	SLU_ENV_NL	Min	-100.55	-61.39	-381.10	-3.37	-0.58
355	193	SX222	SLU_ENV_NL	Max	-342.61	1606.81	530.15	-71.30	1.49
355	193	SX209	SLU_ENV_NL	Max	2060.15	1250.66	232.05	-250.27	1.49
355	193	SX210	SLU_ENV_NL	Max	-9130.96	-1934.55	309.76	-250.27	13.92
355	193	SX223	SLU_ENV_NL	Max	-10044.57	-2174.09	607.86	-71.30	13.92
355	193	SX222	SLU_ENV_NL	Min	-854.67	-1280.19	-3177.96	-224.05	-29.66
355	193	SX209	SLU_ENV_NL	Min	299.60	393.39	-2535.78	-344.86	-29.66
355	193	SX210	SLU_ENV_NL	Min	-10540.44	-3106.87	-2995.37	-344.86	5.67
355	193	SX223	SLU_ENV_NL	Min	-13076.27	-4126.53	-3637.55	-224.05	5.67
356	194	SX223	SLU_ENV_NL	Max	-334.06	1697.82	509.70	-283.58	-46.14
356	194	SX210	SLU_ENV_NL	Max	-12649.88	-2577.02	384.21	-929.05	-46.14
356	194	SX211	SLU_ENV_NL	Max	-41214.63	-11103.29	1160.18	-929.05	330.64
356	194	SX224	SLU_ENV_NL	Max	-32247.37	-10755.48	1285.67	-283.58	330.64
356	194	SX223	SLU_ENV_NL	Min	-7413.81	-3327.66	-5025.70	-3367.02	-271.38
356	194	SX210	SLU_ENV_NL	Min	-14772.79	-4848.67	-1649.97	-7640.57	-271.38
356	194	SX211	SLU_ENV_NL	Min	-264861.25	-80429.14	463.16	-7640.57	44.79
356	194	SX224	SLU_ENV_NL	Min	-234966.34	-69198.16	-2912.57	-3367.02	44.79
357	195	SX224	SLU_ENV_NL	Max	25999.79	10265.19	1975.95	7985.77	8195.90
357	195	SX211	SLU_ENV_NL	Max	30148.81	6900.37	1236.80	10884.33	8195.90
357	195	SX212	SLU_ENV_NL	Max	164296.70	51922.41	3346.86	10884.33	7154.49
357	195	SX225	SLU_ENV_NL	Max	143768.06	42065.05	847.61	7985.77	7154.49
357	195	SX224	SLU_ENV_NL	Min	-183270.09	-57350.77	-2816.69	-8248.33	-7113.86
357	195	SX211	SLU_ENV_NL	Min	-188771.13	-54081.77	-317.43	-8624.07	-7113.86
357	195	SX212	SLU_ENV_NL	Min	-63715.87	-23295.62	-2428.32	-8624.07	-8239.63
357	195	SX225	SLU_ENV_NL	Min	-44820.19	-14463.41	-1689.17	-8248.33	-8239.63
358	810	DX378	SLU_ENV_NL	Max	219.53	217.40	-461.81	3.44	31.10
358	810	DX365	SLU_ENV_NL	Max	842.73	811.82	3302.76	266.77	31.10
358	810	DX366	SLU_ENV_NL	Max	4595.02	1058.08	2905.22	266.77	1.25
358	810	DX379	SLU_ENV_NL	Max	277.21	245.41	-410.23	3.44	1.25
358	810	DX378	SLU_ENV_NL	Min	-1600.27	177.78	-1179.40	-182.55	0.44
358	810	DX365	SLU_ENV_NL	Min	-308.89	-134.52	-719.86	-1.92	0.44
358	810	DX366	SLU_ENV_NL	Min	-277.74	-74.84	-668.28	-1.92	-36.32
358	810	DX379	SLU_ENV_NL	Min	-437.65	-305.13	-1576.93	-182.55	-36.32
359	196	SX227	SLU_ENV_NL	Max	82864.33	26601.06	86.87	-577.65	1354.58
359	196	SX214	SLU_ENV_NL	Max	80311.67	23326.61	175.04	900.39	1354.58
359	196	SX215	SLU_ENV_NL	Max	11970.14	5078.92	177.28	900.39	-502.90
359	196	SX228	SLU_ENV_NL	Max	10275.70	1614.18	466.13	-577.65	-502.90
359	196	SX227	SLU_ENV_NL	Min	12822.71	1110.72	-225.44	-2237.39	479.49
359	196	SX214	SLU_ENV_NL	Min	12083.97	4672.14	-678.41	567.32	479.49
359	196	SX215	SLU_ENV_NL	Min	-90172.19	-28000.17	-299.15	567.32	-1337.67
359	196	SX228	SLU_ENV_NL	Min	-91196.39	-26195.86	-223.19	-2237.39	-1337.67
360	197	SX228	SLU_ENV_NL	Max	10274.90	1613.93	131.07	2393.71	-502.88
360	197	SX215	SLU_ENV_NL	Max	11969.67	5078.79	299.25	-567.29	-502.88
360	197	SX216	SLU_ENV_NL	Max	76688.23	22183.87	678.29	-567.29	1510.30
360	197	SX229	SLU_ENV_NL	Max	79723.84	25642.41	271.02	2393.71	1510.30
360	197	SX228	SLU_ENV_NL	Min	-88201.33	-25272.53	-466.01	577.63	-1492.60
360	197	SX215	SLU_ENV_NL	Min	-87181.99	-27127.93	-234.84	-1106.17	-1492.60
360	197	SX216	SLU_ENV_NL	Min	12085.47	4672.62	-94.89	-1106.17	479.47
360	197	SX229	SLU_ENV_NL	Min	12823.84	1111.10	-86.97	577.63	479.47



Autorità Portuale di Taranto
Interventi per il dragaggio di 2,3 M m³ di sedimenti in area Molo Polisettoriale e per la realizzazione di un primo lotto della cassa di colmata funzionale all'ampliamento del V Sporgente del Porto di Taranto

Allegati alla relazione di calcolo strutturale allineamento "BC"

Data 05/2016
Rev. B
c.d.c.: C296A
514B



361	811	DX379	SLU_ENV_NL	Max	87.52	188.71	1209.66	-2.00	164.67
361	811	DX366	SLU_ENV_NL	Max	1254.11	81.87	144.22	1972.13	164.67
361	811	DX367	SLU_ENV_NL	Max	53248.83	15873.21	-71.25	1972.13	-0.11
361	811	DX380	SLU_ENV_NL	Max	31559.61	9457.03	-465.88	-2.00	-0.11
361	811	DX379	SLU_ENV_NL	Min	-8891.24	-2867.27	-1007.50	-388.41	0.94
361	811	DX366	SLU_ENV_NL	Min	-59.72	-9.64	-65.04	5.03	0.94
361	811	DX367	SLU_ENV_NL	Min	183.08	-123.85	-1531.32	5.03	-189.64
361	811	DX380	SLU_ENV_NL	Min	21.23	-12.03	-1013.70	-388.41	-189.64
362	198	SX231	SLU_ENV_NL	Max	143768.65	42065.26	1689.06	8248.34	7161.50
362	198	SX218	SLU_ENV_NL	Max	164296.92	51922.50	2428.22	8625.52	7161.50
362	198	SX219	SLU_ENV_NL	Max	26910.18	5869.94	273.95	8625.52	8195.92
362	198	SX232	SLU_ENV_NL	Max	22657.63	9329.96	2754.16	8248.34	8195.92
362	198	SX231	SLU_ENV_NL	Min	-46480.45	-14896.33	-849.43	-7999.98	-8239.65
362	198	SX218	SLU_ENV_NL	Min	-65345.78	-23799.90	-3329.64	-10884.36	-8239.65
362	198	SX219	SLU_ENV_NL	Min	-188771.86	-54081.98	-1236.67	-10884.36	-7120.31
362	198	SX232	SLU_ENV_NL	Min	-183270.39	-57350.85	-1975.83	-7999.98	-7120.31
363	199	SX410	SLU_ENV_NL	Max	56612.05	16924.24	368.75	223.61	109.41
363	199	SX397	SLU_ENV_NL	Max	57802.84	17397.16	64.29	199.15	109.41
363	199	SX398	SLU_ENV_NL	Max	21769.26	6515.41	-47.47	199.15	522.79
363	199	SX411	SLU_ENV_NL	Max	21543.90	6455.89	366.89	223.61	522.79
363	199	SX410	SLU_ENV_NL	Min	-1303.76	-1206.56	108.15	-55.93	-523.70
363	199	SX397	SLU_ENV_NL	Min	-1519.52	-1252.85	-351.77	-996.07	-523.70
363	199	SX398	SLU_ENV_NL	Min	-67581.72	-20130.83	-353.63	-996.07	-109.45
363	199	SX411	SLU_ENV_NL	Min	-66832.95	-20002.61	-3.62	-55.93	-109.45
364	200	SX411	SLU_ENV_NL	Max	21543.71	6455.83	-19.74	55.93	521.45
364	200	SX398	SLU_ENV_NL	Max	21769.05	6515.35	353.63	985.05	521.45
364	200	SX399	SLU_ENV_NL	Max	56755.12	17055.89	351.77	985.05	109.42
364	200	SX412	SLU_ENV_NL	Max	55585.88	16592.68	-119.49	55.93	109.42
364	200	SX411	SLU_ENV_NL	Min	-64819.95	-19398.48	-366.89	-231.46	-109.45
364	200	SX398	SLU_ENV_NL	Min	-65588.44	-19533.07	47.87	-199.16	-109.45
364	200	SX399	SLU_ENV_NL	Min	-1519.51	-1252.83	-51.87	-199.16	-522.32
364	200	SX412	SLU_ENV_NL	Min	-1303.73	-1206.53	-368.74	-231.46	-522.32
365	201	SX209	SLU_ENV_NL	Max	2401.38	1403.23	215.84	-137.84	7.60
365	201	SX196	SLU_ENV_NL	Max	417.58	1290.85	1072.83	-264.53	7.60
365	201	SX197	SLU_ENV_NL	Max	-11915.20	-2581.27	1138.55	-264.53	17.15
365	201	SX210	SLU_ENV_NL	Max	-8908.11	-2236.46	281.56	-137.84	17.15
365	201	SX209	SLU_ENV_NL	Min	-178.40	-1202.43	-2984.94	-204.56	-24.37
365	201	SX196	SLU_ENV_NL	Min	-1952.40	-2233.45	-1791.19	-344.72	-24.37
365	201	SX197	SLU_ENV_NL	Min	-13797.80	-6026.13	-1361.29	-344.72	8.59
365	201	SX210	SLU_ENV_NL	Min	-11664.66	-4822.19	-2555.04	-204.56	8.59
366	202	SX210	SLU_ENV_NL	Max	-11218.28	-2917.14	776.19	-450.04	-45.09
366	202	SX197	SLU_ENV_NL	Max	2447.72	-1164.85	653.12	-947.76	-45.09
366	202	SX198	SLU_ENV_NL	Max	-41128.40	-11327.10	491.28	-947.76	52.95
366	202	SX211	SLU_ENV_NL	Max	-42786.78	-14109.48	614.35	-450.04	52.95
366	202	SX210	SLU_ENV_NL	Min	-12747.74	-5137.56	-573.39	-5478.22	-59.60
366	202	SX197	SLU_ENV_NL	Min	-9615.17	-1900.81	-3383.73	-6277.20	-59.60
366	202	SX198	SLU_ENV_NL	Min	-258954.26	-78958.22	-4552.88	-6277.20	25.03
366	202	SX211	SLU_ENV_NL	Min	-267467.99	-79201.46	-1742.53	-5478.22	25.03
367	203	SX211	SLU_ENV_NL	Max	36849.91	13479.34	876.21	9957.01	9025.07
367	203	SX198	SLU_ENV_NL	Max	38603.98	8923.82	1180.09	11998.60	9025.07
367	203	SX199	SLU_ENV_NL	Max	189558.26	57680.95	1677.04	11998.60	8970.46
367	203	SX212	SLU_ENV_NL	Max	168294.63	48440.94	5402.70	9957.01	8970.46
367	203	SX211	SLU_ENV_NL	Min	-196034.26	-61484.26	-1768.20	-9059.42	-8919.05
367	203	SX198	SLU_ENV_NL	Min	-204440.27	-58920.12	-5493.86	-10868.23	-8919.05
367	203	SX199	SLU_ENV_NL	Min	-93865.06	-25295.15	-1899.05	-10868.23	-9064.40
367	203	SX212	SLU_ENV_NL	Min	-65780.01	-14418.08	-2202.93	-9059.42	-9064.40
368	812	DX365	SLU_ENV_NL	Max	34.90	51.58	3228.38	-5.02	48.00
368	812	DX352	SLU_ENV_NL	Max	1012.82	-48.41	449.60	437.89	48.00
368	812	DX353	SLU_ENV_NL	Max	8450.10	2735.50	231.46	437.89	-0.64
368	812	DX366	SLU_ENV_NL	Max	5353.87	1914.62	3010.23	-5.02	-0.64
368	812	DX365	SLU_ENV_NL	Min	-261.01	-207.95	-664.80	-219.30	1.69
368	812	DX352	SLU_ENV_NL	Min	91.77	-185.29	-451.71	10.53	1.69
368	812	DX353	SLU_ENV_NL	Min	394.03	-138.57	-515.57	10.53	-50.61
368	812	DX366	SLU_ENV_NL	Min	-241.95	17.99	-728.66	-219.30	-50.61
369	204	SX214	SLU_ENV_NL	Max	79779.95	23969.08	8.67	-2199.59	2173.42
369	204	SX201	SLU_ENV_NL	Max	77159.89	20870.78	16.19	2565.17	2173.42
369	204	SX202	SLU_ENV_NL	Max	15826.99	5958.37	742.04	2565.17	-1323.26
369	204	SX215	SLU_ENV_NL	Max	12043.23	2535.47	303.05	-2199.59	-1323.26
369	204	SX214	SLU_ENV_NL	Min	10667.56	2737.88	-1113.84	-2523.25	1338.09
369	204	SX201	SLU_ENV_NL	Min	6399.37	5040.42	-725.91	902.18	1338.09
369	204	SX202	SLU_ENV_NL	Min	-88504.71	-27523.71	-431.52	902.18	-2192.50
369	204	SX215	SLU_ENV_NL	Min	-88899.08	-26171.31	-387.99	-2523.25	-2192.50
370	205	SX215	SLU_ENV_NL	Max	12042.78	2535.33	387.92	2523.29	-1532.29
370	205	SX202	SLU_ENV_NL	Max	15826.36	5958.18	321.09	-1174.11	-1532.29
370	205	SX203	SLU_ENV_NL	Max	72841.24	19614.29	778.19	-1174.11	2173.42
370	205	SX216	SLU_ENV_NL	Max	76082.10	22931.27	1113.90	2523.29	2173.42
370	205	SX215	SLU_ENV_NL	Min	-85773.46	-25200.63	-366.38	2415.99	-2192.50
370	205	SX202	SLU_ENV_NL	Min	-85332.57	-26605.06	-742.11	-2565.20	-2192.50
370	205	SX203	SLU_ENV_NL	Min	6400.56	5040.75	-16.13	-2565.20	1548.01
370	205	SX216	SLU_ENV_NL	Min	10669.03	2738.31	90.72	2415.99	1548.01
371	813	DX366	SLU_ENV_NL	Max	-69.38	68.82	1162.41	-25.01	182.49



Autorità Portuale di Taranto
Interventi per il dragaggio di 2,3 M³ di sedimenti in area Molo Polisettoriale e per la realizzazione di un primo lotto della cassa di colmata funzionale all'ampliamento del V Sporgente del Porto di Taranto

Allegati alla relazione di calcolo strutturale allineamento "BC"

Data 05/2016
Rev. B
c.d.c.: C296A
514B



371	813	DX353	SLU_ENV_NL	Max	25432.93	7860.89	2150.72	2496.18	182.49
371	813	DX354	SLU_ENV_NL	Max	96802.05	29051.66	-1117.86	2496.18	-3.74
371	813	DX367	SLU_ENV_NL	Max	55979.64	16858.90	-42.54	-25.01	-3.74
371	813	DX366	SLU_ENV_NL	Min	-1233.17	-92.03	-88.11	-293.39	6.44
371	813	DX353	SLU_ENV_NL	Min	-689.46	-462.68	-1163.44	42.80	6.44
371	813	DX354	SLU_ENV_NL	Min	-97.12	-73.17	-1396.34	42.80	-236.21
371	813	DX367	SLU_ENV_NL	Min	376.47	410.09	-2384.65	-293.39	-236.21
372	206	SX218	SLU_ENV_NL	Max	168294.84	48440.95	2203.05	9059.44	8992.88
372	206	SX205	SLU_ENV_NL	Max	189558.85	57681.10	1899.15	10888.16	8992.88
372	206	SX206	SLU_ENV_NL	Max	35502.99	7929.48	5438.09	10888.16	9025.09
372	206	SX219	SLU_ENV_NL	Max	33658.62	12570.77	1732.33	9059.44	9025.09
372	206	SX218	SLU_ENV_NL	Min	-67413.31	-14897.73	-5395.89	-9988.63	-9064.42
372	206	SX205	SLU_ENV_NL	Min	-95510.68	-25860.02	-1690.13	-11998.63	-9064.42
372	206	SX206	SLU_ENV_NL	Min	-204440.68	-58920.25	-1180.21	-11998.63	-8940.91
372	206	SX219	SLU_ENV_NL	Min	-196035.01	-61484.51	-876.31	-9988.63	-8940.91
373	814	DX352	SLU_ENV_NL	Max	584.10	507.00	336.95	232.14	9.58
373	814	DX339	SLU_ENV_NL	Max	240.84	-185.56	-602.56	60.06	9.58
373	814	DX340	SLU_ENV_NL	Max	8180.21	2644.49	-527.92	60.06	12.99
373	814	DX353	SLU_ENV_NL	Max	8473.79	2087.45	393.10	232.14	12.99
373	814	DX352	SLU_ENV_NL	Min	244.64	-750.46	-520.96	-37.19	-15.98
373	814	DX339	SLU_ENV_NL	Min	-884.08	-418.34	-2033.73	39.10	-15.98
373	814	DX340	SLU_ENV_NL	Min	8.40	-134.55	-1977.58	39.10	-5.01
373	814	DX353	SLU_ENV_NL	Min	686.91	654.99	-446.32	-37.19	-5.01
374	207	SX414	SLU_ENV_NL	Max	25671.21	7431.17	246.05	536.81	35.51
374	207	SX401	SLU_ENV_NL	Max	25857.95	7499.41	104.72	-295.16	35.51
374	207	SX402	SLU_ENV_NL	Max	18429.89	5708.29	-242.29	-295.16	472.31
374	207	SX415	SLU_ENV_NL	Max	18439.46	5608.29	18.82	536.81	472.31
374	207	SX414	SLU_ENV_NL	Min	22108.77	6553.57	187.48	-378.30	-474.25
374	207	SX401	SLU_ENV_NL	Min	23880.91	7179.86	-73.63	-565.09	-474.25
374	207	SX402	SLU_ENV_NL	Min	-82648.78	-24739.78	-405.66	-565.09	-35.91
374	207	SX415	SLU_ENV_NL	Min	-83017.37	-24820.99	-264.32	-378.30	-35.91
375	208	SX196	SLU_ENV_NL	Max	176.74	332.68	1064.31	-184.00	-0.28
375	208	SX183	SLU_ENV_NL	Max	1022.82	2295.89	2355.17	-254.59	-0.28
375	208	SX184	SLU_ENV_NL	Max	-10727.12	-2092.79	2396.21	-254.59	8.62
375	208	SX197	SLU_ENV_NL	Max	-12638.92	-2116.73	1105.35	-184.00	8.62
375	208	SX196	SLU_ENV_NL	Min	-1114.03	-197.31	-1491.21	-198.72	-21.43
375	208	SX183	SLU_ENV_NL	Min	69.09	-1022.87	-6357.40	-354.54	-21.43
375	208	SX184	SLU_ENV_NL	Min	-12744.18	-3262.39	-6596.22	-354.54	5.73
375	208	SX197	SLU_ENV_NL	Min	-12693.52	-4308.29	-1730.03	-198.72	5.73
376	209	SX197	SLU_ENV_NL	Max	7418.42	3974.06	241.71	-566.78	-32.29
376	209	SX184	SLU_ENV_NL	Max	-13061.52	-2193.77	3243.45	-988.63	-32.29
376	209	SX185	SLU_ENV_NL	Max	-48681.18	-13407.07	3800.71	-988.63	405.64
376	209	SX198	SLU_ENV_NL	Max	-42395.85	-13776.86	798.97	-566.78	405.64
376	209	SX197	SLU_ENV_NL	Min	-9522.70	-3367.65	-6339.31	-3767.91	-313.92
376	209	SX184	SLU_ENV_NL	Min	-23147.11	-7045.60	-2021.22	-8875.87	-313.92
376	209	SX185	SLU_ENV_NL	Min	-310555.96	-93990.62	1821.43	-8875.87	27.14
376	209	SX198	SLU_ENV_NL	Min	-261943.21	-77491.28	-2496.67	-3767.91	27.14
377	210	SX198	SLU_ENV_NL	Max	47021.84	17042.96	2806.49	12616.42	10380.12
377	210	SX185	SLU_ENV_NL	Max	57787.08	14667.56	2915.42	13759.13	10380.12
377	210	SX186	SLU_ENV_NL	Max	224210.00	68513.87	5639.40	13759.13	11420.85
377	210	SX199	SLU_ENV_NL	Max	195010.34	56819.92	337.00	12616.42	11420.85
377	210	SX198	SLU_ENV_NL	Min	-212390.81	-66387.26	-3580.33	-10468.82	-11376.91
377	210	SX185	SLU_ENV_NL	Min	-217309.93	-62383.78	1722.07	-13922.54	-11376.91
377	210	SX186	SLU_ENV_NL	Min	-129377.22	-45958.64	-3551.91	-13922.54	-10432.42
377	210	SX199	SLU_ENV_NL	Min	-102801.02	-35141.27	-3660.83	-10468.82	-10432.42
378	815	DX353	SLU_ENV_NL	Max	24539.14	6920.77	-688.47	1922.03	23.82
378	815	DX340	SLU_ENV_NL	Max	2715.69	991.42	142.55	437.41	23.82
378	815	DX341	SLU_ENV_NL	Max	67648.43	20503.03	1775.16	437.41	130.36
378	815	DX354	SLU_ENV_NL	Max	97332.11	28779.33	2038.87	1922.03	130.36
378	815	DX353	SLU_ENV_NL	Min	-660.16	247.39	-1101.02	-120.67	-92.48
378	815	DX340	SLU_ENV_NL	Min	-854.33	-389.90	-952.18	184.81	-92.48
378	815	DX341	SLU_ENV_NL	Min	2041.65	229.51	35.14	184.81	-22.03
378	815	DX354	SLU_ENV_NL	Min	187.88	264.44	-1208.44	-120.67	-22.03
379	211	SX201	SLU_ENV_NL	Max	77954.57	25904.49	-197.92	-2209.27	4009.60
379	211	SX188	SLU_ENV_NL	Max	76732.25	24081.53	1127.25	4763.48	4009.60
379	211	SX189	SLU_ENV_NL	Max	23564.77	7779.31	693.55	4763.48	-1347.61
379	211	SX202	SLU_ENV_NL	Max	17224.66	4421.35	479.27	-2209.27	-1347.61
379	211	SX201	SLU_ENV_NL	Min	2693.00	-1118.19	-429.09	-4598.11	1354.07
379	211	SX188	SLU_ENV_NL	Min	-4517.34	-530.54	-682.75	939.51	1354.07
379	211	SX189	SLU_ENV_NL	Min	-85287.88	-25821.04	-5.56	939.51	-4022.74
379	211	SX202	SLU_ENV_NL	Min	-87243.46	-25704.33	-862.78	-4598.11	-4022.74
380	212	SX202	SLU_ENV_NL	Max	17224.09	4421.18	702.45	4598.21	-1617.73
380	212	SX189	SLU_ENV_NL	Max	23564.66	7779.27	5.63	-1287.24	-1617.73
380	212	SX190	SLU_ENV_NL	Max	71339.89	22409.41	682.62	-1287.24	4009.62
380	212	SX203	SLU_ENV_NL	Max	73467.77	24553.27	542.65	4598.21	4009.62
380	212	SX202	SLU_ENV_NL	Min	-83892.78	-24656.31	-479.16	2492.87	-4022.77
380	212	SX189	SLU_ENV_NL	Min	-81988.10	-24873.91	-824.32	-4763.56	-4022.77
380	212	SX190	SLU_ENV_NL	Min	-4515.97	-530.11	-984.12	-4763.56	1625.60
380	212	SX203	SLU_ENV_NL	Min	2694.17	-1117.78	197.82	2492.87	1625.60
381	816	DX339	SLU_ENV_NL	Max	632.21	798.59	-451.28	140.34	21.56
381	816	DX326	SLU_ENV_NL	Max	356.37	1300.40	2315.59	172.22	21.56



Autorità Portuale di Taranto
Interventi per il dragaggio di 2,3 M m³ di sedimenti in area Molo Polisettoriale e per la realizzazione di un primo lotto della cassa di colmata funzionale all'ampliamento del V Sporgente del Porto di Taranto

Allegati alla relazione di calcolo strutturale allineamento "BC"

Data 05/2016
Rev. B
c.d.c.: C296A
514B



381	816	DX327	SLU_ENV_NL	Max	6051.17	2404.27	2501.08	172.22	2.25
381	816	DX340	SLU_ENV_NL	Max	7927.27	2121.78	-692.39	140.34	2.25
381	816	DX339	SLU_ENV_NL	Min	-851.02	290.04	-2074.57	-103.44	-4.34
381	816	DX326	SLU_ENV_NL	Min	-471.02	-272.30	455.58	96.43	-4.34
381	816	DX327	SLU_ENV_NL	Min	3146.14	384.73	214.47	96.43	-19.80
381	816	DX340	SLU_ENV_NL	Min	372.75	481.73	-1889.09	-103.44	-19.80
382	213	SX205	SLU_ENV_NL	Max	195010.98	56820.15	3660.77	10468.85	11449.92
382	213	SX192	SLU_ENV_NL	Max	224210.51	68514.04	3551.86	13950.99	11449.92
382	213	SX193	SLU_ENV_NL	Max	54980.48	13778.82	-1810.45	13950.99	10380.16
382	213	SX206	SLU_ENV_NL	Max	43979.72	16188.82	3483.94	10468.85	10380.16
382	213	SX205	SLU_ENV_NL	Min	-104425.48	-35579.55	-312.98	-12655.36	-10432.45
382	213	SX192	SLU_ENV_NL	Min	-130894.22	-46434.20	-5607.36	-13759.18	-10432.45
382	213	SX193	SLU_ENV_NL	Min	-217310.60	-62383.96	-2915.36	-13759.18	-11405.73
382	213	SX206	SLU_ENV_NL	Min	-212391.23	-66387.38	-2806.44	-12655.36	-11405.73
383	214	SX12	SLU_ENV_NL	Max	-31673.80	-9079.31	5757.20	3437.55	217.80
383	214	SX25	SLU_ENV_NL	Max	-19121.41	-6196.54	8462.07	5306.76	217.80
383	214	SX24	SLU_ENV_NL	Max	-107159.60	-31717.93	6873.76	5306.76	214.66
383	214	SX11	SLU_ENV_NL	Max	-126259.74	-36841.80	5001.39	3437.55	214.66
383	214	SX12	SLU_ENV_NL	Min	-39970.05	-9743.78	-1279.97	2507.57	-183.74
383	214	SX25	SLU_ENV_NL	Min	-29233.52	-6474.01	689.02	782.85	-183.74
383	214	SX24	SLU_ENV_NL	Min	-176572.65	-52369.36	-66.80	782.85	-202.29
383	214	SX11	SLU_ENV_NL	Min	-178277.85	-52698.25	-2868.27	2507.57	-202.29
384	215	SX26	SLU_ENV_NL	Max	-2183.47	-833.71	10887.52	1943.30	-174.73
384	215	SX39	SLU_ENV_NL	Max	6668.03	1664.98	9654.76	-722.13	-174.73
384	215	SX38	SLU_ENV_NL	Max	-11937.41	-3622.56	8855.94	-722.13	225.29
384	215	SX25	SLU_ENV_NL	Max	-21819.32	-6512.42	10088.70	1943.30	225.29
384	215	SX26	SLU_ENV_NL	Min	-6092.77	-3268.58	1886.88	1767.70	-199.79
384	215	SX39	SLU_ENV_NL	Min	1913.46	-1506.65	-394.29	-907.08	-199.79
384	215	SX38	SLU_ENV_NL	Min	-12452.72	-5380.60	-2183.91	-907.08	201.63
384	215	SX25	SLU_ENV_NL	Min	-34487.88	-11328.16	97.26	1767.70	201.63
385	216	SX183	SLU_ENV_NL	Max	1054.11	2187.74	2259.26	-203.95	1.35
385	216	SX170	SLU_ENV_NL	Max	1856.21	316.12	1853.02	-263.04	1.35
385	216	SX171	SLU_ENV_NL	Max	-9461.86	-4664.98	1662.64	-263.04	10.76
385	216	SX184	SLU_ENV_NL	Max	-10678.80	-3028.51	2442.33	-203.95	10.76
385	216	SX183	SLU_ENV_NL	Min	-334.07	-2824.79	-6397.75	-222.54	-16.78
385	216	SX170	SLU_ENV_NL	Min	-834.34	-885.64	-836.57	-357.55	-16.78
385	216	SX171	SLU_ENV_NL	Min	-15603.36	-4791.80	-653.50	-357.55	4.72
385	216	SX184	SLU_ENV_NL	Min	-14198.45	-6342.65	-6588.12	-222.54	4.72
386	217	SX184	SLU_ENV_NL	Max	-13791.19	-6215.21	3229.44	-664.82	306.65
386	217	SX171	SLU_ENV_NL	Max	-16549.79	-4954.18	-1440.20	-1019.20	306.65
386	217	SX172	SLU_ENV_NL	Max	-54497.85	-15467.19	-1014.51	-1019.20	21.62
386	217	SX185	SLU_ENV_NL	Max	-49999.27	-16211.50	3655.13	-664.82	21.62
386	217	SX184	SLU_ENV_NL	Min	-22587.83	-6653.09	-437.74	-8550.96	-28.30
386	217	SX171	SLU_ENV_NL	Min	-21876.44	-8464.30	-4489.27	-4171.56	-28.30
386	217	SX172	SLU_ENV_NL	Min	-294242.42	-89302.35	-5388.74	-4171.56	-310.27
386	217	SX185	SLU_ENV_NL	Min	-310459.84	-92198.47	-1337.21	-8550.96	-310.27
387	218	SX185	SLU_ENV_NL	Max	68105.44	23522.11	2316.25	15987.74	11783.18
387	218	SX172	SLU_ENV_NL	Max	74757.78	19246.72	1860.21	15593.66	11783.18
387	218	SX173	SLU_ENV_NL	Max	261779.90	79226.52	2496.79	15593.66	14515.37
387	218	SX186	SLU_ENV_NL	Max	230902.03	68897.88	9329.70	15987.74	14515.37
387	218	SX185	SLU_ENV_NL	Min	-226452.42	-70935.97	-862.78	-11890.64	-14455.14
387	218	SX172	SLU_ENV_NL	Min	-236268.20	-68209.76	-7695.70	-17736.93	-14455.14
387	218	SX173	SLU_ENV_NL	Min	-175681.94	-45494.93	-3805.46	-17736.93	-11826.66
387	218	SX186	SLU_ENV_NL	Min	-132758.46	-31689.43	-3349.43	-11890.64	-11826.66
388	817	DX340	SLU_ENV_NL	Max	4030.15	965.18	364.93	1666.81	60.94
388	817	DX327	SLU_ENV_NL	Max	1896.88	481.72	494.68	520.72	60.94
388	817	DX328	SLU_ENV_NL	Max	55478.95	17119.90	1304.72	520.72	102.53
388	817	DX341	SLU_ENV_NL	Max	66015.69	19468.36	921.73	1666.81	102.53
388	817	DX340	SLU_ENV_NL	Min	-1279.35	-24.58	111.68	-312.71	-94.98
388	817	DX327	SLU_ENV_NL	Min	-315.53	20.64	-845.84	350.93	-94.98
388	817	DX328	SLU_ENV_NL	Min	9810.04	2633.75	-1404.32	350.93	-64.16
388	817	DX341	SLU_ENV_NL	Min	2949.30	1472.97	-193.55	-312.71	-64.16
389	219	SX188	SLU_ENV_NL	Max	75293.19	21549.81	1397.76	-2025.62	6788.12
389	219	SX175	SLU_ENV_NL	Max	75567.91	20866.75	475.19	8091.58	6788.12
389	219	SX176	SLU_ENV_NL	Max	36466.36	11217.07	874.52	8091.58	-1210.58
389	219	SX189	SLU_ENV_NL	Max	26791.44	7946.72	360.72	-2025.62	-1210.58
389	219	SX188	SLU_ENV_NL	Min	-8101.89	-1890.90	-1161.98	-7736.16	1209.71
389	219	SX175	SLU_ENV_NL	Min	-20232.32	-3924.28	-57.97	795.20	1209.71
389	219	SX176	SLU_ENV_NL	Min	-81636.20	-24791.30	-561.85	795.20	-6792.24
389	219	SX189	SLU_ENV_NL	Min	-84582.58	-25735.14	-229.49	-7736.16	-6792.24
390	220	SX189	SLU_ENV_NL	Max	26791.43	7946.73	229.40	7736.32	-1558.56
390	220	SX176	SLU_ENV_NL	Max	36466.34	11217.05	359.57	-1239.06	-1558.56
390	220	SX177	SLU_ENV_NL	Max	68937.79	18964.62	57.96	-1239.06	6788.17
390	220	SX190	SLU_ENV_NL	Max	69748.50	19976.49	1162.03	7736.32	6788.17
390	220	SX189	SLU_ENV_NL	Min	-81051.00	-24621.94	-487.02	2394.53	-6792.29
390	220	SX176	SLU_ENV_NL	Min	-78023.09	-23761.09	-874.66	-8091.73	-6792.29
390	220	SX177	SLU_ENV_NL	Min	-20231.52	-3924.01	-386.93	-8091.73	1559.06
390	220	SX190	SLU_ENV_NL	Min	-8100.60	-1890.45	-1233.52	2394.53	1559.06
391	818	DX326	SLU_ENV_NL	Max	373.32	764.27	2475.26	94.35	30.23
391	818	DX313	SLU_ENV_NL	Max	138.12	-29.99	324.09	250.63	30.23
391	818	DX314	SLU_ENV_NL	Max	7228.68	2515.14	199.82	250.63	-7.66



Autorità Portuale di Taranto
Interventi per il dragaggio di 2,3 M m³ di sedimenti in area Molo Polisettoriale e per la realizzazione di un primo lotto della cassa di colmata funzionale all'ampliamento del V Sporgente del Porto di Taranto

Allegati alla relazione di calcolo strutturale allineamento "BC"

Data 05/2016
Rev. B
c.d.c.: C296A
514B



391	818	DX327	SLU_ENV_NL	Max	5632.84	1976.90	2350.98	94.35	-7.66
391	818	DX326	SLU_ENV_NL	Min	-1277.02	-1432.84	340.49	-103.03	2.619E-02
391	818	DX313	SLU_ENV_NL	Min	-833.71	-852.31	-446.14	145.55	2.619E-02
391	818	DX314	SLU_ENV_NL	Min	4234.95	822.80	-442.69	145.55	-22.84
391	818	DX327	SLU_ENV_NL	Min	3917.82	1056.41	343.94	-103.03	-22.84
392	221	SX192	SLU_ENV_NL	Max	230902.55	68897.98	3349.48	11890.69	14552.58
392	221	SX179	SLU_ENV_NL	Max	261780.65	79226.72	3805.50	17775.64	14552.58
392	221	SX180	SLU_ENV_NL	Max	72091.15	18398.42	7647.96	17775.64	11783.22
392	221	SX193	SLU_ENV_NL	Max	65345.76	22718.33	823.61	11890.69	11783.22
392	221	SX192	SLU_ENV_NL	Min	-134294.64	-32157.51	-9351.03	-16035.31	-11826.71
392	221	SX179	SLU_ENV_NL	Min	-177285.48	-46012.98	-2526.69	-15593.72	-11826.71
392	221	SX180	SLU_ENV_NL	Min	-236268.78	-68209.95	-1860.29	-15593.72	-14492.04
392	221	SX193	SLU_ENV_NL	Min	-226453.13	-70936.21	-2316.30	-16035.31	-14492.04
393	222	SX25	SLU_ENV_NL	Max	-8384.66	-3354.69	10286.34	5207.75	896.15
393	222	SX38	SLU_ENV_NL	Max	4525.58	-284.71	8749.06	11391.03	896.15
393	222	SX37	SLU_ENV_NL	Max	-33853.91	-11458.97	3691.31	11391.03	645.98
393	222	SX24	SLU_ENV_NL	Max	-99838.09	-29777.77	4564.62	5207.75	645.98
393	222	SX25	SLU_ENV_NL	Min	-37437.20	-11354.77	-1850.26	-1129.77	-528.42
393	222	SX38	SLU_ENV_NL	Min	-27143.00	-8172.14	-412.41	-2617.66	-528.42
393	222	SX37	SLU_ENV_NL	Min	-246820.14	-74297.85	3027.34	-2617.66	-982.91
393	222	SX24	SLU_ENV_NL	Min	-187973.08	-57423.45	2253.47	-1129.77	-982.91
394	223	SX39	SLU_ENV_NL	Max	4397.96	2087.51	9543.74	833.84	-77.83
394	223	SX52	SLU_ENV_NL	Max	2379.50	1308.52	1390.91	-187.53	-77.83
394	223	SX51	SLU_ENV_NL	Max	-1184.37	-1895.11	1494.82	-187.53	87.96
394	223	SX38	SLU_ENV_NL	Max	-8726.27	-2692.60	8931.02	833.84	87.96
394	223	SX39	SLU_ENV_NL	Min	-872.37	-2640.66	-1326.58	724.93	-85.59
394	223	SX52	SLU_ENV_NL	Min	1807.87	-2983.40	-1529.01	-431.49	-85.59
394	223	SX51	SLU_ENV_NL	Min	-9165.07	-2507.00	-2141.73	-431.49	75.45
394	223	SX38	SLU_ENV_NL	Min	-9776.90	-2828.92	-1222.67	724.93	75.45
395	224	SX170	SLU_ENV_NL	Max	2609.78	2590.19	1434.05	-211.56	16.98
395	224	SX157	SLU_ENV_NL	Max	390.65	1928.64	-580.24	-239.99	16.98
395	224	SX158	SLU_ENV_NL	Max	-14340.41	-2527.70	-641.79	-239.99	21.51
395	224	SX171	SLU_ENV_NL	Max	-8081.23	48.13	2070.31	-211.56	21.51
395	224	SX170	SLU_ENV_NL	Min	-836.71	-1154.50	-753.64	-290.58	-12.42
395	224	SX157	SLU_ENV_NL	Min	-3860.60	-3058.39	-1807.04	-315.06	-12.42
395	224	SX158	SLU_ENV_NL	Min	-15458.61	-5852.39	-1170.78	-315.06	-8.52
395	224	SX171	SLU_ENV_NL	Min	-16000.37	-5727.37	-815.19	-290.58	-8.52
396	225	SX171	SLU_ENV_NL	Max	-16566.43	-5894.82	-1291.63	-821.96	685.44
396	225	SX158	SLU_ENV_NL	Max	24988.46	6393.04	2886.08	150.27	685.44
396	225	SX159	SLU_ENV_NL	Max	-54080.58	-14648.11	-219.56	150.27	-1.68
396	225	SX172	SLU_ENV_NL	Max	-55447.00	-17745.86	-1342.00	-821.96	-1.68
396	225	SX171	SLU_ENV_NL	Min	-30183.73	-6693.93	-1717.04	-10547.04	-19.06
396	225	SX158	SLU_ENV_NL	Min	-15138.59	-2769.53	-169.19	-945.32	-19.06
396	225	SX159	SLU_ENV_NL	Min	-179370.61	-55719.68	-5089.26	-945.32	-821.49
396	225	SX172	SLU_ENV_NL	Min	-283647.65	-83447.73	-9692.37	-10547.04	-821.49
397	226	SX172	SLU_ENV_NL	Max	88651.52	31362.04	-118.21	22748.90	14607.99
397	226	SX159	SLU_ENV_NL	Max	89722.02	21888.09	297.82	19127.49	14607.99
397	226	SX160	SLU_ENV_NL	Max	299501.07	90575.69	10871.28	19127.49	20635.93
397	226	SX173	SLU_ENV_NL	Max	269657.18	79288.30	6371.75	22748.90	20635.93
397	226	SX172	SLU_ENV_NL	Min	-246890.94	-77423.09	-10630.80	-14931.76	-20516.34
397	226	SX159	SLU_ENV_NL	Min	-266473.48	-76121.93	-6131.27	-25156.61	-20516.34
397	226	SX160	SLU_ENV_NL	Min	-253062.37	-84673.98	-1846.02	-25156.61	-14649.93
397	226	SX173	SLU_ENV_NL	Min	-189766.91	-58247.69	-2262.05	-14931.76	-14649.93
398	819	DX327	SLU_ENV_NL	Max	1346.37	1192.87	1413.17	794.45	76.71
398	819	DX314	SLU_ENV_NL	Max	8484.11	2894.77	1128.75	1095.24	76.71
398	819	DX315	SLU_ENV_NL	Max	64018.40	19598.60	212.47	1095.24	-32.46
398	819	DX328	SLU_ENV_NL	Max	54588.51	15767.16	496.89	794.45	-32.46
398	819	DX327	SLU_ENV_NL	Min	-182.82	-691.29	-700.03	-311.64	12.68
398	819	DX314	SLU_ENV_NL	Min	6059.58	1382.78	636.75	749.34	12.68
398	819	DX315	SLU_ENV_NL	Min	21876.83	5853.14	-220.74	749.34	-82.54
398	819	DX328	SLU_ENV_NL	Min	11079.00	3856.36	-1557.51	-311.64	-82.54
399	227	SX175	SLU_ENV_NL	Max	75974.93	25640.70	305.73	-4013.11	9020.40
399	227	SX162	SLU_ENV_NL	Max	74101.51	19920.53	466.58	10832.75	9020.40
399	227	SX163	SLU_ENV_NL	Max	53500.39	15552.68	-0.50	10832.75	-2919.97
399	227	SX176	SLU_ENV_NL	Max	41576.66	12802.83	940.80	-4013.11	-2919.97
399	227	SX175	SLU_ENV_NL	Min	-26614.03	-9748.07	-820.69	-10188.86	2940.60
399	227	SX162	SLU_ENV_NL	Min	-44240.05	-13711.80	-1761.99	2817.31	2940.60
399	227	SX163	SLU_ENV_NL	Min	-77910.50	-23798.38	-273.47	2817.31	-9016.35
399	227	SX176	SLU_ENV_NL	Min	-80171.99	-23327.83	-434.32	-10188.86	-9016.35
400	228	SX176	SLU_ENV_NL	Max	41576.81	12802.89	138.39	10189.10	-3414.94
400	228	SX163	SLU_ENV_NL	Max	53500.29	15552.63	49.61	-3440.92	-3414.94
400	228	SX164	SLU_ENV_NL	Max	65523.34	17211.39	1762.17	-3440.92	9020.50
400	228	SX177	SLU_ENV_NL	Max	69040.00	23544.08	820.79	10189.10	9020.50
400	228	SX176	SLU_ENV_NL	Min	-76244.24	-22070.37	-941.04	4546.48	-9016.45
400	228	SX163	SLU_ENV_NL	Min	-74092.26	-22732.04	0.34	-10833.00	-9016.45
400	228	SX164	SLU_ENV_NL	Min	-44240.39	-13712.02	-191.55	-10833.00	3438.24
400	228	SX177	SLU_ENV_NL	Min	-26613.41	-9747.93	-102.78	4546.48	3438.24
401	820	DX313	SLU_ENV_NL	Max	57.51	554.91	283.63	117.53	29.15
401	820	DX300	SLU_ENV_NL	Max	671.68	1314.66	1508.32	295.08	29.15
401	820	DX301	SLU_ENV_NL	Max	8439.02	3123.77	1495.45	295.08	-4.08
401	820	DX314	SLU_ENV_NL	Max	6991.02	2153.74	270.76	117.53	-4.08



Autorità Portuale di Taranto
Interventi per il dragaggio di 2,3 M³ di sedimenti in area Molo Polisettoriale e per la realizzazione di un primo lotto della cassa di colmata funzionale all'ampliamento del V Sporgente del Porto di Taranto

Allegati alla relazione di calcolo strutturale allineamento "BC"

Data 05/2016
Rev. B
c.d.c.: C296A
514B



401	820	DX313	SLU_ENV_NL	Min	-750.83	-206.57	-286.58	-62.29	-3.96
401	820	DX300	SLU_ENV_NL	Min	578.12	-636.68	328.88	118.34	-3.96
401	820	DX301	SLU_ENV_NL	Min	7502.93	1594.93	21.95	118.34	-24.48
401	820	DX314	SLU_ENV_NL	Min	4973.52	1630.82	-593.51	-62.29	-24.48
402	229	SX179	SLU_ENV_NL	Max	269657.99	79288.56	2262.02	14931.82	20725.62
402	229	SX166	SLU_ENV_NL	Max	299501.93	90575.97	1845.99	25257.35	20725.62
402	229	SX167	SLU_ENV_NL	Max	87285.94	21123.28	6085.12	25257.35	14608.05
402	229	SX180	SLU_ENV_NL	Max	86055.87	30627.98	10569.18	14931.82	14608.05
402	229	SX179	SLU_ENV_NL	Min	-191374.18	-58655.82	-6391.25	-22856.38	-14649.98
402	229	SX166	SLU_ENV_NL	Min	-254749.08	-85209.51	-10875.31	-19127.56	-14649.98
402	229	SX167	SLU_ENV_NL	Min	-266474.26	-76122.13	-297.81	-19127.56	-20605.51
402	229	SX180	SLU_ENV_NL	Min	-246891.56	-77423.27	118.21	-22856.38	-20605.51
403	230	SX38	SLU_ENV_NL	Max	-2867.81	-1138.05	6789.33	4162.73	339.37
403	230	SX51	SLU_ENV_NL	Max	7780.38	860.98	21.69	8810.84	339.37
403	230	SX50	SLU_ENV_NL	Max	-3622.89	-1235.87	312.10	8810.84	257.95
403	230	SX37	SLU_ENV_NL	Max	-25234.44	-6518.70	5053.45	4162.73	257.95
403	230	SX38	SLU_ENV_NL	Min	-14833.94	-4154.80	646.92	2055.69	-228.82
403	230	SX51	SLU_ENV_NL	Min	-13887.69	-3978.70	-477.25	-1187.79	-228.82
403	230	SX50	SLU_ENV_NL	Min	-274778.45	-81916.00	-1714.19	-1187.79	-358.19
403	230	SX37	SLU_ENV_NL	Min	-258744.94	-77034.32	1436.28	2055.69	-358.19
404	231	SX52	SLU_ENV_NL	Max	2776.91	1148.03	1412.40	310.37	-11.99
404	231	SX65	SLU_ENV_NL	Max	-173.15	-171.61	51.35	141.98	-11.99
404	231	SX64	SLU_ENV_NL	Max	-2587.27	-1284.41	338.95	141.98	11.07
404	231	SX51	SLU_ENV_NL	Max	223.10	-10.30	1476.97	310.37	11.07
404	231	SX52	SLU_ENV_NL	Min	517.98	-474.92	-1953.93	109.18	-14.20
404	231	SX65	SLU_ENV_NL	Min	-352.50	-926.54	-867.26	18.50	-14.20
404	231	SX64	SLU_ENV_NL	Min	-8959.28	-3058.61	-802.68	18.50	1.62
404	231	SX51	SLU_ENV_NL	Min	-8476.22	-2727.05	-1666.33	109.18	1.62
405	232	SX157	SLU_ENV_NL	Max	-279.93	389.42	-571.60	-362.04	30.89
405	232	SX144	SLU_ENV_NL	Max	3062.94	1679.25	1052.81	-59.62	30.89
405	232	SX145	SLU_ENV_NL	Max	-6185.95	-1404.41	916.00	-59.62	-33.62
405	232	SX158	SLU_ENV_NL	Max	-14650.80	-4258.40	-708.42	-362.04	-33.62
405	232	SX157	SLU_ENV_NL	Min	-3397.95	-982.62	-1127.57	-482.31	14.10
405	232	SX144	SLU_ENV_NL	Min	399.79	625.03	311.75	-77.30	14.10
405	232	SX145	SLU_ENV_NL	Min	-12852.03	-3676.59	-511.66	-77.30	-34.07
405	232	SX158	SLU_ENV_NL	Min	-14962.24	-4731.39	-1950.97	-482.31	-34.07
406	233	SX158	SLU_ENV_NL	Max	17499.90	4979.63	12.91	-1328.16	116.21
406	233	SX145	SLU_ENV_NL	Max	-3833.88	-671.18	203.76	-298.64	116.21
406	233	SX146	SLU_ENV_NL	Max	-45809.96	-13563.52	1658.85	-298.64	-79.06
406	233	SX159	SLU_ENV_NL	Max	-53990.09	-16104.48	-133.82	-1328.16	-79.06
406	233	SX158	SLU_ENV_NL	Min	-16263.02	-4759.65	-2171.67	-4962.13	65.97
406	233	SX145	SLU_ENV_NL	Min	-11900.92	-3373.68	-379.00	-3564.65	65.97
406	233	SX146	SLU_ENV_NL	Min	-190645.60	-56934.74	-411.95	-3564.65	-80.66
406	233	SX159	SLU_ENV_NL	Min	-171166.23	-51920.23	-602.80	-4962.13	-80.66
407	234	SX159	SLU_ENV_NL	Max	95799.15	27129.42	818.36	12205.84	5600.10
407	234	SX146	SLU_ENV_NL	Max	95509.17	29951.66	1096.68	5201.33	5600.10
407	234	SX147	SLU_ENV_NL	Max	284530.07	85549.82	1754.89	5201.33	8637.40
407	234	SX160	SLU_ENV_NL	Max	303339.45	96810.33	4513.11	12205.84	8637.40
407	234	SX159	SLU_ENV_NL	Min	-269387.90	-79276.70	74.77	-7890.37	-8594.28
407	234	SX146	SLU_ENV_NL	Min	-265641.12	-80960.00	-1939.87	-7853.62	-8594.28
407	234	SX147	SLU_ENV_NL	Min	-245707.78	-71048.88	-1096.98	-7853.62	-5646.06
407	234	SX160	SLU_ENV_NL	Min	-256771.13	-82020.75	-2118.88	-7890.37	-5646.06
408	821	DX314	SLU_ENV_NL	Max	8127.63	2243.84	579.47	1015.27	80.82
408	821	DX301	SLU_ENV_NL	Max	6633.61	2328.57	1195.77	888.13	80.82
408	821	DX302	SLU_ENV_NL	Max	60310.77	18819.62	1595.92	888.13	8.68
408	821	DX315	SLU_ENV_NL	Max	63778.39	18532.28	979.62	1015.27	8.68
408	821	DX314	SLU_ENV_NL	Min	5320.54	1972.76	469.61	-179.32	-10.40
408	821	DX301	SLU_ENV_NL	Min	4855.41	1067.31	-1050.67	880.27	-10.40
408	821	DX302	SLU_ENV_NL	Min	29357.17	8181.79	-1480.69	880.27	-78.22
408	821	DX315	SLU_ENV_NL	Min	23513.01	7982.55	39.59	-179.32	-78.22
409	235	SX162	SLU_ENV_NL	Max	71923.85	23778.78	15.02	1725.23	9359.70
409	235	SX149	SLU_ENV_NL	Max	53118.70	13739.69	-1268.37	10374.63	9359.70
409	235	SX150	SLU_ENV_NL	Max	56291.22	19448.42	119.26	10374.63	1110.95
409	235	SX163	SLU_ENV_NL	Max	55477.71	14060.44	847.16	1725.23	1110.95
409	235	SX162	SLU_ENV_NL	Min	-48558.16	-20022.19	-2323.49	-11400.60	-1156.68
409	235	SX149	SLU_ENV_NL	Min	-47781.23	-11684.45	-2477.98	-917.67	-1156.68
409	235	SX150	SLU_ENV_NL	Min	-65829.29	-21065.11	-436.23	-917.67	-9323.66
409	235	SX163	SLU_ENV_NL	Min	-73522.17	-20287.74	273.75	-11400.60	-9323.66
410	236	SX163	SLU_ENV_NL	Max	55477.72	14060.44	-293.15	11153.45	1110.96
410	236	SX150	SLU_ENV_NL	Max	56291.26	19448.43	436.26	917.68	1110.96
410	236	SX151	SLU_ENV_NL	Max	44902.61	11250.01	2406.03	917.68	9188.26
410	236	SX164	SLU_ENV_NL	Max	63261.54	21103.54	2201.82	11153.45	9188.26
410	236	SX163	SLU_ENV_NL	Min	-69583.28	-19133.62	-847.15	-1725.25	-9152.95
410	236	SX150	SLU_ENV_NL	Min	-61960.98	-19877.06	-88.94	-10223.25	-9152.95
410	236	SX151	SLU_ENV_NL	Min	-47781.62	-11684.57	1268.37	-10223.25	-1156.68
410	236	SX164	SLU_ENV_NL	Min	-48558.56	-20022.30	-15.04	-1725.25	-1156.68
411	822	DX300	SLU_ENV_NL	Max	866.26	1394.55	1471.69	158.79	30.32
411	822	DX287	SLU_ENV_NL	Max	46.12	576.74	1214.92	321.47	30.32
411	822	DX288	SLU_ENV_NL	Max	9246.35	2410.76	1313.36	321.47	3.63
411	822	DX301	SLU_ENV_NL	Max	9488.81	4023.50	1570.13	158.79	3.63
411	822	DX300	SLU_ENV_NL	Min	37.67	-979.77	186.39	-4.24	-11.26



Autorità Portuale di Taranto
Interventi per il dragaggio di 2,3 M m³ di sedimenti in area Molo Polisettoriale e per la realizzazione di un primo lotto della cassa di colmata funzionale all'ampliamento del V Sporgente del Porto di Taranto

Allegati alla relazione di calcolo strutturale allineamento "BC"

Data 05/2016
Rev. B
c.d.c.: C296A
514B



411	822	DX287	SLU_ENV_NL	Min	-643.96	-1006.79	-67.43	59.61	-11.26
411	822	DX288	SLU_ENV_NL	Min	5986.26	2010.38	-42.62	59.61	-18.55
411	822	DX301	SLU_ENV_NL	Min	6843.10	1105.40	211.21	-4.24	-18.55
412	237	SX166	SLU_ENV_NL	Max	303340.32	96810.62	2114.50	7996.64	8637.44
412	237	SX153	SLU_ENV_NL	Max	284530.74	85550.06	1134.80	7853.66	8637.44
412	237	SX154	SLU_ENV_NL	Max	92883.15	29151.80	1939.92	7853.66	5694.68
412	237	SX167	SLU_ENV_NL	Max	93368.58	26395.57	-68.91	7996.64	5694.68
412	237	SX166	SLU_ENV_NL	Min	-258422.44	-82450.84	-4513.18	-12205.89	-5740.37
412	237	SX153	SLU_ENV_NL	Min	-247217.86	-71490.41	-1754.91	-5314.95	-5740.37
412	237	SX154	SLU_ENV_NL	Min	-265641.97	-80960.27	-1048.61	-5314.95	-8594.32
412	237	SX167	SLU_ENV_NL	Min	-269388.69	-79276.95	-818.35	-12205.89	-8594.32
413	238	SX51	SLU_ENV_NL	Max	5783.49	1652.46	-206.03	6784.82	23.66
413	238	SX64	SLU_ENV_NL	Max	-857.62	-760.16	913.40	6956.71	23.66
413	238	SX63	SLU_ENV_NL	Max	-7269.37	-2857.48	443.54	6956.71	4.26
413	238	SX50	SLU_ENV_NL	Max	-1203.15	-617.85	-461.07	6784.82	4.26
413	238	SX51	SLU_ENV_NL	Min	-10592.46	-3358.26	-1114.00	262.58	-22.87
413	238	SX64	SLU_ENV_NL	Min	-1444.22	-807.75	-209.39	81.76	-22.87
413	238	SX63	SLU_ENV_NL	Min	-268260.63	-80991.42	-110.12	81.76	-2.14
413	238	SX50	SLU_ENV_NL	Min	-278458.86	-83820.36	-1229.55	262.58	-2.14
414	239	SX65	SLU_ENV_NL	Max	204.60	744.92	233.55	201.38	30.91
414	239	SX78	SLU_ENV_NL	Max	1385.29	535.55	-145.24	291.80	30.91
414	239	SX77	SLU_ENV_NL	Max	-2531.60	-555.65	-268.66	291.80	-4.75
414	239	SX64	SLU_ENV_NL	Max	-2524.51	-359.27	165.26	201.38	-4.75
414	239	SX65	SLU_ENV_NL	Min	51.82	371.57	-783.09	-120.99	-0.12
414	239	SX78	SLU_ENV_NL	Min	914.88	97.58	-200.37	232.27	-0.12
414	239	SX77	SLU_ENV_NL	Min	-7378.36	-2516.16	-282.47	232.27	-31.04
414	239	SX64	SLU_ENV_NL	Min	-8528.42	-1946.13	-920.32	-120.99	-31.04
415	240	SX144	SLU_ENV_NL	Max	2789.60	559.82	1264.95	-361.63	21.32
415	240	SX131	SLU_ENV_NL	Max	1057.65	529.20	478.15	-128.61	21.32
415	240	SX132	SLU_ENV_NL	Max	-11471.34	-2909.95	964.68	-128.61	-15.80
415	240	SX145	SLU_ENV_NL	Max	-7258.24	-2633.43	1043.74	-361.63	-15.80
415	240	SX144	SLU_ENV_NL	Min	-791.26	-1425.14	-354.62	-512.65	20.23
415	240	SX131	SLU_ENV_NL	Min	-1354.04	-130.27	-1031.68	-151.51	20.23
415	240	SX132	SLU_ENV_NL	Min	-12006.21	-3324.05	-1252.89	-151.51	-37.29
415	240	SX145	SLU_ENV_NL	Min	-15046.53	-5220.42	131.91	-512.65	-37.29
416	241	SX145	SLU_ENV_NL	Max	-8146.55	-2885.71	605.26	-1418.41	47.10
416	241	SX132	SLU_ENV_NL	Max	-1985.43	-492.50	539.98	-486.53	47.10
416	241	SX133	SLU_ENV_NL	Max	-40861.60	-11388.65	4.43	-486.53	61.26
416	241	SX146	SLU_ENV_NL	Max	-53241.32	-16532.80	69.71	-1418.41	61.26
416	241	SX145	SLU_ENV_NL	Min	-16583.98	-5699.32	307.69	-5448.37	-78.88
416	241	SX132	SLU_ENV_NL	Min	-7615.41	-1575.04	-507.30	-6443.18	-78.88
416	241	SX133	SLU_ENV_NL	Min	-220729.62	-66047.97	-1513.36	-6443.18	-84.17
416	241	SX146	SLU_ENV_NL	Min	-225774.14	-68059.09	-698.37	-5448.37	-84.17
417	242	SX146	SLU_ENV_NL	Max	110089.49	31894.08	-48.52	9670.00	4174.04
417	242	SX133	SLU_ENV_NL	Max	105428.91	32605.51	510.00	3022.34	4174.04
417	242	SX134	SLU_ENV_NL	Max	319292.20	95510.52	3230.49	3022.34	5760.67
417	242	SX147	SLU_ENV_NL	Max	334886.51	97768.83	1981.44	9670.00	5760.67
417	242	SX146	SLU_ENV_NL	Min	-312513.45	-93240.03	-2151.52	-6713.31	-5751.66
417	242	SX133	SLU_ENV_NL	Min	-310105.61	-93236.26	-902.47	-3731.55	-5751.66
417	242	SX134	SLU_ENV_NL	Min	-285456.74	-85721.45	63.46	-3731.55	-4189.17
417	242	SX147	SLU_ENV_NL	Min	-292602.53	-88793.13	-495.07	-6713.31	-4189.17
418	823	DX301	SLU_ENV_NL	Max	6261.11	3044.38	1620.23	688.08	68.85
418	823	DX288	SLU_ENV_NL	Max	14239.04	3518.99	1263.16	1260.80	68.85
418	823	DX289	SLU_ENV_NL	Max	63937.24	19861.22	1000.11	1260.80	-49.62
418	823	DX302	SLU_ENV_NL	Max	59991.78	17082.52	1357.18	688.08	-49.62
418	823	DX301	SLU_ENV_NL	Min	4031.80	257.00	-626.40	-9.29	36.34
418	823	DX288	SLU_ENV_NL	Min	6136.51	2460.84	839.18	956.38	36.34
418	823	DX289	SLU_ENV_NL	Min	44868.26	12398.26	-379.71	956.38	-76.09
418	823	DX302	SLU_ENV_NL	Min	30915.64	10157.96	-1845.29	-9.29	-76.09
419	243	SX149	SLU_ENV_NL	Max	58983.60	18696.81	-1189.37	1604.99	6557.32
419	243	SX136	SLU_ENV_NL	Max	46992.72	14966.13	-548.12	7065.21	6557.32
419	243	SX137	SLU_ENV_NL	Max	64000.96	21235.03	788.65	7065.21	870.93
419	243	SX150	SLU_ENV_NL	Max	65057.77	17071.54	-156.36	1604.99	870.93
419	243	SX149	SLU_ENV_NL	Min	-58264.25	-19149.69	-1748.61	-8203.33	-906.81
419	243	SX136	SLU_ENV_NL	Min	-57069.46	-14336.28	-803.60	-466.95	-906.81
419	243	SX137	SLU_ENV_NL	Min	-66162.17	-20731.46	293.79	-466.95	-6543.25
419	243	SX150	SLU_ENV_NL	Min	-72273.02	-20943.04	-347.46	-8203.33	-6543.25
420	244	SX150	SLU_ENV_NL	Max	65057.79	17071.55	347.49	8053.03	870.93
420	244	SX137	SLU_ENV_NL	Max	64001.02	21235.04	-293.77	466.96	870.93
420	244	SX138	SLU_ENV_NL	Max	37674.33	12127.86	696.63	466.96	6484.43
420	244	SX151	SLU_ENV_NL	Max	49261.95	15858.60	1652.69	8053.03	6484.43
420	244	SX150	SLU_ENV_NL	Min	-67747.66	-19596.65	207.81	-1605.01	-6470.51
420	244	SX137	SLU_ENV_NL	Min	-61581.87	-19346.15	-748.26	-7045.97	-6470.51
420	244	SX138	SLU_ENV_NL	Min	-57069.85	-14336.39	548.10	-7045.97	-906.82
420	244	SX151	SLU_ENV_NL	Min	-58264.70	-19149.82	1189.37	-1605.01	-906.82
421	824	DX287	SLU_ENV_NL	Max	99.26	2207.03	1277.71	223.07	15.93
421	824	DX274	SLU_ENV_NL	Max	1208.31	1668.61	2300.93	250.71	15.93
421	824	DX275	SLU_ENV_NL	Max	11491.34	2863.95	2148.05	250.71	15.13
421	824	DX288	SLU_ENV_NL	Max	10313.31	4830.49	1279.46	223.07	15.13
421	824	DX287	SLU_ENV_NL	Min	-188.87	-822.01	40.63	117.03	-27.24
421	824	DX274	SLU_ENV_NL	Min	244.74	-156.50	1368.84	-59.29	-27.24



Autorità Portuale di Taranto
Interventi per il dragaggio di 2,3 M m³ di sedimenti in area Molo Polisettoriale e per la realizzazione di un primo lotto della cassa di colmata funzionale all'ampliamento del V Sporgente del Porto di Taranto

Allegati alla relazione di calcolo strutturale allineamento "BC"

Data 05/2016
Rev. B
c.d.c.: C296A
514B



421	824	DX275	SLU_ENV_NL	Min	5255.57	2768.39	1370.58	-59.29	-4.13
421	824	DX288	SLU_ENV_NL	Min	5321.67	810.92	-112.26	117.03	-4.13
422	245	SX153	SLU_ENV_NL	Max	334887.25	97769.01	535.41	6803.96	5760.71
422	245	SX140	SLU_ENV_NL	Max	319292.99	95510.73	-68.36	3731.58	5760.71
422	245	SX141	SLU_ENV_NL	Max	102045.87	31590.69	902.41	3731.58	4258.52
422	245	SX154	SLU_ENV_NL	Max	106877.77	30944.17	2151.51	6803.96	4258.52
422	245	SX153	SLU_ENV_NL	Min	-294352.05	-89325.88	-1981.40	-9670.05	-4273.23
422	245	SX140	SLU_ENV_NL	Min	-287098.56	-86294.72	-3230.50	-3127.88	-4273.23
422	245	SX141	SLU_ENV_NL	Min	-310106.45	-93236.48	-504.32	-3127.88	-5751.69
422	245	SX154	SLU_ENV_NL	Min	-312514.43	-93240.30	99.45	-9670.05	-5751.69
423	246	SX64	SLU_ENV_NL	Max	150.29	467.67	25.21	7219.29	83.90
423	246	SX77	SLU_ENV_NL	Max	-137.17	138.19	-140.47	6414.25	83.90
423	246	SX76	SLU_ENV_NL	Max	-11669.29	-3286.42	80.05	6414.25	53.04
423	246	SX63	SLU_ENV_NL	Max	-7597.70	-1820.03	245.73	7219.29	53.04
423	246	SX64	SLU_ENV_NL	Min	-1567.81	127.97	-247.57	-335.24	-67.77
423	246	SX77	SLU_ENV_NL	Min	-5375.50	-1901.21	-984.77	830.74	-67.77
423	246	SX76	SLU_ENV_NL	Min	-270048.04	-81044.66	-674.50	830.74	-91.08
423	246	SX63	SLU_ENV_NL	Min	-267376.12	-79390.74	62.70	-335.24	-91.08
424	247	SX78	SLU_ENV_NL	Max	1538.22	470.22	-342.97	195.10	63.28
424	247	SX91	SLU_ENV_NL	Max	-1264.65	-1079.98	-1017.91	634.16	63.28
424	247	SX90	SLU_ENV_NL	Max	-10034.90	-3573.09	-777.42	634.16	-10.15
424	247	SX77	SLU_ENV_NL	Max	-3948.72	-1897.01	45.71	195.10	-10.15
424	247	SX78	SLU_ENV_NL	Min	1081.90	-1847.84	-505.59	-274.32	-2.75
424	247	SX91	SLU_ENV_NL	Min	-2090.59	-2616.60	-6170.67	244.38	-2.75
424	247	SX90	SLU_ENV_NL	Min	-10605.05	-4062.72	-5619.37	244.38	-73.06
424	247	SX77	SLU_ENV_NL	Min	-7247.84	-2386.19	-102.48	-274.32	-73.06
425	248	SX131	SLU_ENV_NL	Max	678.50	-13.66	917.52	-236.17	-5.54
425	248	SX118	SLU_ENV_NL	Max	2127.58	1406.65	333.81	-217.94	-5.54
425	248	SX119	SLU_ENV_NL	Max	-6871.47	-1660.70	260.81	-217.94	-3.31
425	248	SX132	SLU_ENV_NL	Max	-11373.43	-3502.93	471.88	-236.17	-3.31
425	248	SX131	SLU_ENV_NL	Min	-1693.25	-755.76	-1120.53	-296.15	-8.13
425	248	SX118	SLU_ENV_NL	Min	1662.78	897.87	214.62	-326.39	-8.13
425	248	SX119	SLU_ENV_NL	Min	-11100.76	-2721.09	-231.02	-326.39	-8.44
425	248	SX132	SLU_ENV_NL	Min	-12165.25	-4161.03	-1193.53	-296.15	-8.44
426	249	SX132	SLU_ENV_NL	Max	-380.33	-191.40	-683.14	-850.88	-7.85
426	249	SX119	SLU_ENV_NL	Max	-8284.43	-1992.61	845.74	-899.98	-7.85
426	249	SX120	SLU_ENV_NL	Max	-40866.43	-11861.67	1977.87	-899.98	100.83
426	249	SX133	SLU_ENV_NL	Max	-40727.66	-12937.98	448.99	-850.88	100.83
426	249	SX132	SLU_ENV_NL	Min	-8675.56	-3113.05	-1072.07	-5514.22	-77.57
426	249	SX119	SLU_ENV_NL	Min	-8668.92	-2098.19	135.85	-6780.60	-77.57
426	249	SX120	SLU_ENV_NL	Min	-237285.68	-70972.05	178.66	-6780.60	-0.94
426	249	SX133	SLU_ENV_NL	Min	-222549.36	-67064.53	-1029.26	-5514.22	-0.94
427	250	SX133	SLU_ENV_NL	Max	101739.23	29434.01	1690.17	8430.77	3981.16
427	250	SX120	SLU_ENV_NL	Max	102135.54	31642.35	1028.11	2887.98	3981.16
427	250	SX121	SLU_ENV_NL	Max	304754.11	92700.77	1148.26	2887.98	4791.04
427	250	SX134	SLU_ENV_NL	Max	315592.17	95275.19	2342.98	8430.77	4791.04
427	250	SX133	SLU_ENV_NL	Min	-305978.07	-91575.92	-75.26	-6415.28	-4781.05
427	250	SX120	SLU_ENV_NL	Min	-303209.45	-91501.77	-1269.99	-2712.14	-4781.05
427	250	SX121	SLU_ENV_NL	Min	-272035.96	-79752.99	-1822.35	-2712.14	-4010.62
427	250	SX134	SLU_ENV_NL	Min	-282476.50	-84914.74	-1160.29	-6415.28	-4010.62
428	825	DX288	SLU_ENV_NL	Max	14355.65	6036.86	975.68	770.14	40.25
428	825	DX275	SLU_ENV_NL	Max	7617.50	1612.58	1969.66	1300.31	40.25
428	825	DX276	SLU_ENV_NL	Max	61401.87	19541.09	2551.69	1300.31	-17.38
428	825	DX289	SLU_ENV_NL	Max	63968.26	18243.89	1481.45	770.14	-17.38
428	825	DX288	SLU_ENV_NL	Min	5104.97	743.14	40.29	363.34	37.57
428	825	DX275	SLU_ENV_NL	Min	-591.83	1112.51	1701.96	747.27	37.57
428	825	DX276	SLU_ENV_NL	Min	40443.37	11084.17	2207.74	747.27	-42.01
428	825	DX289	SLU_ENV_NL	Min	46358.66	15237.13	622.32	363.34	-42.01
429	251	SX136	SLU_ENV_NL	Max	42055.82	11489.58	-272.08	2183.76	5019.92
429	251	SX123	SLU_ENV_NL	Max	33643.64	8901.23	-591.51	5395.21	5019.92
429	251	SX124	SLU_ENV_NL	Max	61121.33	20761.65	-168.66	5395.21	1380.96
429	251	SX137	SLU_ENV_NL	Max	61797.32	16378.91	687.81	2183.76	1380.96
429	251	SX136	SLU_ENV_NL	Min	-58040.99	-20064.08	-300.17	-6297.56	-1421.14
429	251	SX123	SLU_ENV_NL	Min	-55634.84	-14394.91	-1307.28	-1082.04	-1421.14
429	251	SX124	SLU_ENV_NL	Min	-56606.41	-17332.44	-319.31	-1082.04	-5012.60
429	251	SX137	SLU_ENV_NL	Min	-61475.58	-18089.25	150.76	-6297.56	-5012.60
430	252	SX137	SLU_ENV_NL	Max	61797.35	16378.92	-150.78	6183.17	1380.96
430	252	SX124	SLU_ENV_NL	Max	61121.27	20761.64	325.44	1082.06	1380.96
430	252	SX125	SLU_ENV_NL	Max	24605.15	6135.85	1255.78	1082.06	4976.29
430	252	SX138	SLU_ENV_NL	Max	32817.22	8761.40	272.10	6183.17	4976.29
430	252	SX137	SLU_ENV_NL	Min	-56952.39	-16738.47	-691.08	-2183.80	-4968.83
430	252	SX124	SLU_ENV_NL	Min	-52119.39	-15980.16	168.65	-5407.87	-4968.83
430	252	SX125	SLU_ENV_NL	Min	-55635.25	-14395.05	591.53	-5407.87	-1421.14
430	252	SX138	SLU_ENV_NL	Min	-58041.36	-20064.20	239.25	-2183.80	-1421.14
431	826	DX274	SLU_ENV_NL	Max	946.37	991.44	2749.12	223.57	40.05
431	826	DX261	SLU_ENV_NL	Max	-1444.43	269.16	2221.85	516.59	40.05
431	826	DX262	SLU_ENV_NL	Max	13408.91	2357.56	2352.29	516.59	18.98
431	826	DX275	SLU_ENV_NL	Max	15130.17	5469.29	2879.55	223.57	18.98
431	826	DX274	SLU_ENV_NL	Min	498.68	-1064.19	1516.57	126.40	-26.29
431	826	DX261	SLU_ENV_NL	Min	-1978.35	-2364.95	1917.72	-78.13	-26.29
431	826	DX262	SLU_ENV_NL	Min	1143.99	970.87	2324.64	-78.13	-18.49



Autorità Portuale di Taranto
Interventi per il dragaggio di 2,3 M³ di sedimenti in area Molo Polisettoriale e per la realizzazione di un primo lotto della cassa di colmata funzionale all'ampliamento del V Sporgente del Porto di Taranto

Allegati alla relazione di calcolo strutturale allineamento "BC"

Data 05/2016
Rev. B
c.d.c.: C296A
514B



431	826	DX275	SLU_ENV_NL	Min	5148.16	112.15	1923.49	126.40	-18.49
432	253	SX140	SLU_ENV_NL	Max	315592.95	95275.46	1167.51	6474.78	4791.06
432	253	SX127	SLU_ENV_NL	Max	304754.64	92700.96	1871.86	2712.15	4791.06
432	253	SX128	SLU_ENV_NL	Max	98598.90	30565.21	1270.09	2712.15	4040.52
432	253	SX141	SLU_ENV_NL	Max	98299.49	28401.61	75.30	6474.78	4040.52
432	253	SX140	SLU_ENV_NL	Min	-284008.99	-85295.01	-2343.08	-8430.80	-4069.62
432	253	SX127	SLU_ENV_NL	Min	-273440.04	-80177.41	-1148.30	-2966.27	-4069.62
432	253	SX128	SLU_ENV_NL	Min	-303210.49	-91502.11	-997.80	-2966.27	-4781.07
432	253	SX141	SLU_ENV_NL	Min	-305978.91	-91576.19	-1702.15	-8430.80	-4781.07
433	254	SX77	SLU_ENV_NL	Max	2135.39	-508.35	-992.38	7183.00	176.13
433	254	SX90	SLU_ENV_NL	Max	-2361.68	-1259.01	170.66	6158.88	176.13
433	254	SX89	SLU_ENV_NL	Max	-37774.19	-11559.06	-567.80	6158.88	81.61
433	254	SX76	SLU_ENV_NL	Max	-14596.83	-4823.13	969.68	7183.00	81.61
433	254	SX77	SLU_ENV_NL	Min	-6498.26	-1684.24	-1009.52	-774.65	-72.09
433	254	SX90	SLU_ENV_NL	Min	-12225.96	-4601.60	-4587.73	1861.27	-72.09
433	254	SX89	SLU_ENV_NL	Min	-259310.22	-78496.25	-2608.52	1861.27	-219.45
433	254	SX76	SLU_ENV_NL	Min	-268681.88	-80450.29	-1730.84	-774.65	-219.45
434	255	SX91	SLU_ENV_NL	Max	492.93	1889.54	-780.53	216.74	76.56
434	255	SX104	SLU_ENV_NL	Max	1296.95	1697.54	-143.52	852.13	76.56
434	255	SX103	SLU_ENV_NL	Max	-7113.66	-2750.53	-428.71	852.13	-3.56
434	255	SX90	SLU_ENV_NL	Max	-9647.20	-2161.51	-1065.72	216.74	-3.56
434	255	SX91	SLU_ENV_NL	Min	-715.00	632.92	-6036.31	-193.81	-1.73
434	255	SX104	SLU_ENV_NL	Min	-645.86	-99.88	-992.95	228.97	-1.73
434	255	SX103	SLU_ENV_NL	Min	-14357.64	-3414.07	-773.81	228.97	-80.41
434	255	SX90	SLU_ENV_NL	Min	-11410.59	-2642.25	-5817.18	-193.81	-80.41
435	256	SX118	SLU_ENV_NL	Max	1942.26	289.23	100.78	-139.85	-1.75
435	256	SX105	SLU_ENV_NL	Max	-1185.78	388.00	1176.54	-242.50	-1.75
435	256	SX106	SLU_ENV_NL	Max	-11083.29	-2859.26	1606.08	-242.50	29.50
435	256	SX119	SLU_ENV_NL	Max	-7194.71	-2747.28	471.87	-139.85	29.50
435	256	SX118	SLU_ENV_NL	Min	996.56	-1724.28	-224.84	-220.24	-31.43
435	256	SX105	SLU_ENV_NL	Min	-1271.90	-1279.04	-4770.86	-522.39	-31.43
435	256	SX106	SLU_ENV_NL	Min	-15580.70	-4555.63	-4399.77	-522.39	1.80
435	256	SX119	SLU_ENV_NL	Min	-11935.09	-4592.00	204.70	-220.24	1.80
436	257	SX119	SLU_ENV_NL	Max	-7381.63	-2794.54	1102.55	-476.80	-36.36
436	257	SX106	SLU_ENV_NL	Max	-3180.42	-497.22	759.65	-1440.32	-36.36
436	257	SX107	SLU_ENV_NL	Max	-51763.64	-14807.23	342.75	-1440.32	73.28
436	257	SX120	SLU_ENV_NL	Max	-41882.10	-12936.41	685.65	-476.80	73.28
436	257	SX119	SLU_ENV_NL	Min	-8434.67	-3522.59	-305.06	-6103.82	-62.45
436	257	SX106	SLU_ENV_NL	Min	-14860.85	-4358.95	-3628.34	-6484.54	-62.45
436	257	SX107	SLU_ENV_NL	Min	-233789.99	-69553.84	-2788.84	-6484.54	17.28
436	257	SX120	SLU_ENV_NL	Min	-238713.79	-72026.76	534.43	-6103.82	17.28
437	258	SX120	SLU_ENV_NL	Max	98779.52	28549.22	152.27	6890.99	3334.69
437	258	SX107	SLU_ENV_NL	Max	97339.67	30457.07	1034.15	2198.13	3334.69
437	258	SX108	SLU_ENV_NL	Max	289776.83	86712.21	2478.85	2198.13	3546.36
437	258	SX121	SLU_ENV_NL	Max	300710.26	88706.27	1754.72	6890.99	3546.36
437	258	SX120	SLU_ENV_NL	Min	-299798.01	-89615.29	-1708.02	-5594.94	-3536.89
437	258	SX107	SLU_ENV_NL	Min	-300056.76	-89991.07	-983.89	-1354.65	-3536.89
437	258	SX108	SLU_ENV_NL	Min	-263606.55	-78705.96	-180.69	-1354.65	-3359.78
437	258	SX121	SLU_ENV_NL	Min	-270604.29	-83074.37	-1062.56	-5594.94	-3359.78
438	827	DX275	SLU_ENV_NL	Max	9574.89	3783.94	3181.04	493.48	183.06
438	827	DX262	SLU_ENV_NL	Max	12171.81	2005.20	2085.38	3140.90	183.06
438	827	DX263	SLU_ENV_NL	Max	90431.80	28086.47	1468.52	3140.90	-82.45
438	827	DX276	SLU_ENV_NL	Max	77104.29	21949.89	2564.18	493.48	-82.45
438	827	DX275	SLU_ENV_NL	Min	-2956.29	-2348.02	2964.51	385.22	89.47
438	827	DX262	SLU_ENV_NL	Min	774.93	888.99	1318.73	1530.68	89.47
438	827	DX263	SLU_ENV_NL	Min	59337.04	16348.64	496.20	1530.68	-214.30
438	827	DX276	SLU_ENV_NL	Min	51877.84	16675.81	2141.98	385.22	-214.30
439	259	SX123	SLU_ENV_NL	Max	30997.05	10177.32	-485.35	2096.34	4030.90
439	259	SX110	SLU_ENV_NL	Max	24249.38	8173.57	-207.48	4328.00	4030.90
439	259	SX111	SLU_ENV_NL	Max	57878.56	19458.75	603.62	4328.00	1328.01
439	259	SX124	SLU_ENV_NL	Max	58565.26	15219.97	-162.78	2096.34	1328.01
439	259	SX123	SLU_ENV_NL	Min	-56087.39	-18881.96	-1128.29	-5061.82	-1366.19
439	259	SX110	SLU_ENV_NL	Min	-53517.11	-13571.02	-218.50	-1043.73	-1366.19
439	259	SX111	SLU_ENV_NL	Min	-49222.16	-15112.39	104.08	-1043.73	-4025.66
439	259	SX124	SLU_ENV_NL	Min	-53119.24	-15806.61	-317.18	-5061.82	-4025.66
440	260	SX124	SLU_ENV_NL	Max	58565.18	15219.94	314.23	4987.96	1328.02
440	260	SX111	SLU_ENV_NL	Max	57878.51	19458.74	-104.06	1043.74	1328.02
440	260	SX112	SLU_ENV_NL	Max	15402.59	5473.00	218.48	1043.74	4020.99
440	260	SX125	SLU_ENV_NL	Max	22024.45	7548.72	1084.13	4987.96	4020.99
440	260	SX124	SLU_ENV_NL	Min	-48661.36	-14468.62	162.81	-2096.37	-4015.43
440	260	SX111	SLU_ENV_NL	Min	-44789.42	-13783.19	-609.41	-4378.51	-4015.43
440	260	SX112	SLU_ENV_NL	Min	-53517.41	-13571.10	160.49	-4378.51	-1366.19
440	260	SX125	SLU_ENV_NL	Min	-56087.77	-18882.07	485.35	-2096.37	-1366.19
441	828	DX261	SLU_ENV_NL	Max	-1709.60	113.07	2518.79	96.98	49.09
441	828	DX248	SLU_ENV_NL	Max	1259.80	2116.11	2919.50	669.25	49.09
441	828	DX249	SLU_ENV_NL	Max	19315.24	4036.22	2690.24	669.25	-14.97
441	828	DX262	SLU_ENV_NL	Max	14888.95	5516.28	2086.05	96.98	-14.97
441	828	DX261	SLU_ENV_NL	Min	-1767.37	-1085.59	2228.73	19.07	-6.35
441	828	DX248	SLU_ENV_NL	Min	198.96	-2100.74	413.49	76.55	-6.35
441	828	DX249	SLU_ENV_NL	Min	3466.86	2645.78	-19.26	76.55	-36.78
441	828	DX262	SLU_ENV_NL	Min	547.31	-547.25	1999.47	19.07	-36.78



Autorità Portuale di Taranto
Interventi per il dragaggio di 2,3 M m³ di sedimenti in area Molo Polisettoriale e per la realizzazione di un primo lotto della cassa di colmata funzionale all'ampliamento del V Sporgente del Porto di Taranto

Allegati alla relazione di calcolo strutturale allineamento "BC"

Data 05/2016
Rev. B
c.d.c.: C296A
514B



442	261	SX127	SLU_ENV_NL	Max	300710.75	88706.38	1097.03	5642.69	3546.38
442	261	SX114	SLU_ENV_NL	Max	289777.49	86712.38	179.23	1354.66	3546.38
442	261	SX115	SLU_ENV_NL	Max	93650.66	29353.43	983.80	1354.66	3385.11
442	261	SX128	SLU_ENV_NL	Max	95207.64	27488.61	1707.99	5642.69	3385.11
442	261	SX127	SLU_ENV_NL	Min	-271963.68	-83483.82	-1754.63	-6891.02	-3409.85
442	261	SX114	SLU_ENV_NL	Min	-264891.84	-79157.94	-2478.82	-2267.35	-3409.85
442	261	SX115	SLU_ENV_NL	Min	-300057.53	-89991.27	-1029.85	-2267.35	-3536.91
442	261	SX128	SLU_ENV_NL	Min	-299799.01	-89615.55	-112.06	-6891.02	-3536.91
443	262	SX90	SLU_ENV_NL	Max	-3602.86	-369.60	-533.32	7137.74	207.29
443	262	SX103	SLU_ENV_NL	Max	-3144.76	-1538.47	-988.95	5822.43	207.29
443	262	SX102	SLU_ENV_NL	Max	-66843.40	-19779.77	289.38	5822.43	95.76
443	262	SX89	SLU_ENV_NL	Max	-41645.16	-12179.89	-772.02	7137.74	95.76
443	262	SX90	SLU_ENV_NL	Min	-7590.95	-1433.96	-4742.20	-556.49	-101.63
443	262	SX103	SLU_ENV_NL	Min	-23783.52	-6304.23	-1883.77	2538.35	-101.63
443	262	SX102	SLU_ENV_NL	Min	-253894.96	-76564.45	-1227.65	2538.35	-257.17
443	262	SX89	SLU_ENV_NL	Min	-257132.86	-76265.06	-2569.06	-556.49	-257.17
444	263	SX104	SLU_ENV_NL	Max	1557.17	2139.74	-460.96	595.13	-6.86
444	263	SX117	SLU_ENV_NL	Max	-4.23	1253.98	4684.31	224.57	-6.86
444	263	SX116	SLU_ENV_NL	Max	-10481.61	-3536.83	4636.01	224.57	29.73
444	263	SX103	SLU_ENV_NL	Max	-6783.44	-1589.01	-124.62	595.13	29.73
444	263	SX104	SLU_ENV_NL	Min	-124.69	706.75	-892.32	215.40	-36.60
444	263	SX117	SLU_ENV_NL	Min	-1703.15	-1118.93	-1526.40	153.15	-36.60
444	263	SX116	SLU_ENV_NL	Min	-14521.11	-4168.29	-1190.06	153.15	-8.24
444	263	SX103	SLU_ENV_NL	Min	-14723.41	-3338.28	-940.62	215.40	-8.24
445	264	SX105	SLU_ENV_NL	Max	-20.02	1248.92	1528.89	-162.59	-6.61
445	264	SX92	SLU_ENV_NL	Max	1473.54	2028.28	873.15	-229.17	-6.61
445	264	SX93	SLU_ENV_NL	Max	-7958.92	-1939.10	967.29	-229.17	33.78
445	264	SX106	SLU_ENV_NL	Max	-11384.56	-3810.18	1197.04	-162.59	33.78
445	264	SX105	SLU_ENV_NL	Min	-1611.43	-1084.18	-4672.31	-237.73	-39.70
445	264	SX92	SLU_ENV_NL	Min	-491.01	692.60	570.63	-623.88	-39.70
445	264	SX93	SLU_ENV_NL	Min	-16741.99	-4005.95	238.79	-623.88	-7.98
445	264	SX106	SLU_ENV_NL	Min	-16119.59	-4706.96	-4578.17	-237.73	-7.98
446	265	SX106	SLU_ENV_NL	Max	-2918.24	-1267.85	-67.98	-467.29	-24.45
446	265	SX93	SLU_ENV_NL	Max	-4871.97	-1015.45	1446.78	-1860.12	-24.45
446	265	SX94	SLU_ENV_NL	Max	-68806.62	-20424.29	1842.39	-1860.12	110.38
446	265	SX107	SLU_ENV_NL	Max	-53915.55	-16771.23	327.63	-467.29	110.38
446	265	SX106	SLU_ENV_NL	Min	-13125.08	-3782.08	-3938.72	-6184.43	-85.83
446	265	SX93	SLU_ENV_NL	Min	-24190.80	-6267.11	307.63	-6546.19	-85.83
446	265	SX94	SLU_ENV_NL	Min	-240227.75	-71791.57	1614.15	-6546.19	26.51
446	265	SX107	SLU_ENV_NL	Min	-234724.81	-71025.34	-2632.20	-6184.43	26.51
447	266	SX107	SLU_ENV_NL	Max	94277.04	27096.06	1533.24	5797.57	2864.72
447	266	SX94	SLU_ENV_NL	Max	95278.57	29439.48	836.57	1712.35	2864.72
447	266	SX95	SLU_ENV_NL	Max	280379.81	85293.20	806.08	1712.35	2660.19
447	266	SX108	SLU_ENV_NL	Max	287583.14	86523.63	1816.12	5797.57	2660.19
447	266	SX107	SLU_ENV_NL	Min	-297737.13	-89382.73	-174.58	-4989.28	-2655.21
447	266	SX94	SLU_ENV_NL	Min	-296932.88	-89397.15	-1184.63	-390.10	-2655.21
447	266	SX95	SLU_ENV_NL	Min	-253432.15	-74238.18	-1502.58	-390.10	-2892.18
447	266	SX108	SLU_ENV_NL	Min	-261569.93	-78765.00	-805.91	-4989.28	-2892.18
448	829	DX262	SLU_ENV_NL	Max	11333.39	4421.95	2451.21	850.61	180.32
448	829	DX249	SLU_ENV_NL	Max	18667.94	3869.68	3187.50	3492.95	180.32
448	829	DX250	SLU_ENV_NL	Max	108520.21	33835.24	2213.49	3492.95	-125.15
448	829	DX263	SLU_ENV_NL	Max	93019.15	26809.92	1274.53	850.61	-125.15
448	829	DX262	SLU_ENV_NL	Min	-2951.17	-1630.26	1556.47	323.18	122.86
448	829	DX249	SLU_ENV_NL	Min	1655.76	2135.92	-385.40	1975.54	122.86
448	829	DX250	SLU_ENV_NL	Min	75301.74	21400.93	-1562.09	1975.54	-216.29
448	829	DX263	SLU_ENV_NL	Min	62044.48	20161.98	582.46	323.18	-216.29
449	267	SX110	SLU_ENV_NL	Max	20939.78	5016.19	34.71	2468.78	3019.07
449	267	SX97	SLU_ENV_NL	Max	16190.79	4277.86	-131.87	3224.51	3019.07
449	267	SX98	SLU_ENV_NL	Max	54694.37	18693.12	-129.64	3224.51	1670.95
449	267	SX111	SLU_ENV_NL	Max	55415.73	14591.55	535.70	2468.78	1670.95
449	267	SX110	SLU_ENV_NL	Min	-53943.81	-18335.60	28.53	-3815.04	-1708.71
449	267	SX97	SLU_ENV_NL	Min	-50398.86	-12990.52	-811.54	-1470.17	-1708.71
449	267	SX98	SLU_ENV_NL	Min	-43158.35	-12804.06	-310.55	-1470.17	-3020.94
449	267	SX111	SLU_ENV_NL	Min	-46529.11	-14010.17	30.75	-3815.04	-3020.94
450	268	SX111	SLU_ENV_NL	Max	55415.65	14591.52	-30.79	3778.47	1670.95
450	268	SX98	SLU_ENV_NL	Max	54694.13	18693.05	303.14	1470.19	1670.95
450	268	SX99	SLU_ENV_NL	Max	7434.45	1587.95	779.77	1470.19	3040.66
450	268	SX112	SLU_ENV_NL	Max	12130.39	2429.49	-28.49	3778.47	3040.66
450	268	SX111	SLU_ENV_NL	Min	-42097.44	-12673.75	-550.78	-2468.82	-3042.04
450	268	SX98	SLU_ENV_NL	Min	-38742.37	-11486.19	129.61	-3310.93	-3042.04
450	268	SX99	SLU_ENV_NL	Min	-50399.24	-12990.64	131.91	-3310.93	-1708.72
450	268	SX112	SLU_ENV_NL	Min	-53944.09	-18335.70	-74.15	-2468.82	-1708.72
451	830	DX248	SLU_ENV_NL	Max	823.40	1951.72	2727.48	215.00	44.91
451	830	DX235	SLU_ENV_NL	Max	-541.47	300.13	2076.17	686.95	44.91
451	830	DX236	SLU_ENV_NL	Max	21331.85	5274.41	2243.82	686.95	-14.40
451	830	DX249	SLU_ENV_NL	Max	21058.73	7876.90	2895.13	215.00	-14.40
451	830	DX248	SLU_ENV_NL	Min	38.43	-1681.78	258.67	-2.02	1.37
451	830	DX235	SLU_ENV_NL	Min	-717.08	-1147.50	950.82	103.08	1.37
451	830	DX236	SLU_ENV_NL	Min	1530.77	1107.92	915.24	103.08	-25.91
451	830	DX249	SLU_ENV_NL	Min	2508.61	-821.75	223.10	-2.02	-25.91
452	269	SX114	SLU_ENV_NL	Max	287583.81	86523.86	802.76	5009.00	2660.19



Autorità Portuale di Taranto
Interventi per il dragaggio di 2,3 M m³ di sedimenti in area Molo Polisettoriale e per la realizzazione di un primo lotto della cassa di colmata funzionale all'ampliamento del V Sporgente del Porto di Taranto

Allegati alla relazione di calcolo strutturale allineamento "BC"

Data 05/2016
Rev. B
c.d.c.: C296A
514B



452	269	SX101	SLU_ENV_NL	Max	280380.35	85293.39	1533.45	390.10	2660.19
452	269	SX102	SLU_ENV_NL	Max	91464.23	28281.98	1184.69	390.10	2892.18
452	269	SX115	SLU_ENV_NL	Max	90553.41	25975.33	174.59	5009.00	2892.18
452	269	SX114	SLU_ENV_NL	Min	-262779.37	-79062.44	-1816.19	-5797.58	-2919.26
452	269	SX101	SLU_ENV_NL	Min	-254590.06	-74593.79	-806.09	-1756.11	-2919.26
452	269	SX102	SLU_ENV_NL	Min	-296933.79	-89397.45	-802.15	-1756.11	-2655.22
452	269	SX115	SLU_ENV_NL	Min	-297737.92	-89382.99	-1532.84	-5797.58	-2655.22
453	270	SX103	SLU_ENV_NL	Max	-4114.82	-793.71	-292.03	6593.28	-37.96
453	270	SX116	SLU_ENV_NL	Max	-2132.50	-1026.80	4007.40	6071.14	-37.96
453	270	SX115	SLU_ENV_NL	Max	-53775.98	-16730.05	2658.43	6071.14	113.31
453	270	SX102	SLU_ENV_NL	Max	-68093.79	-20209.82	-1641.00	6593.28	113.31
453	270	SX103	SLU_ENV_NL	Min	-22478.24	-5691.23	-1374.71	1803.98	-89.76
453	270	SX116	SLU_ENV_NL	Min	-11658.05	-3282.88	117.27	450.80	-89.76
453	270	SX115	SLU_ENV_NL	Min	-246653.59	-74606.59	-316.33	450.80	40.40
453	270	SX102	SLU_ENV_NL	Min	-252366.35	-75447.38	-1808.30	1803.98	40.40
454	271	SX117	SLU_ENV_NL	Max	-1241.73	355.78	4788.11	486.01	-1.23
454	271	SX130	SLU_ENV_NL	Max	2037.83	332.03	324.22	206.99	-1.23
454	271	SX129	SLU_ENV_NL	Max	-6003.14	-2378.16	-104.97	206.99	25.00
454	271	SX116	SLU_ENV_NL	Max	-10183.93	-2596.44	4456.04	486.01	25.00
454	271	SX117	SLU_ENV_NL	Min	-1276.30	-1268.11	-1172.33	228.59	-27.36
454	271	SX130	SLU_ENV_NL	Min	880.37	-1761.21	-122.26	137.16	-27.36
454	271	SX129	SLU_ENV_NL	Min	-10576.91	-4237.83	-454.34	137.16	2.01
454	271	SX116	SLU_ENV_NL	Min	-14031.92	-4140.56	-1601.52	228.59	2.01
455	272	SX92	SLU_ENV_NL	Max	1207.09	1568.71	1030.59	-242.99	89.60
455	272	SX79	SLU_ENV_NL	Max	520.30	1904.50	6009.54	233.67	89.60
455	272	SX80	SLU_ENV_NL	Max	-10598.10	-2445.07	5712.23	233.67	-3.94
455	272	SX93	SLU_ENV_NL	Max	-8292.24	-3106.23	733.29	-242.99	-3.94
455	272	SX92	SLU_ENV_NL	Min	-1060.07	-139.49	255.05	-925.02	-1.84
455	272	SX79	SLU_ENV_NL	Min	-650.33	643.83	807.15	-229.79	-1.84
455	272	SX80	SLU_ENV_NL	Min	-12651.35	-3053.15	1088.67	-229.79	-94.96
455	272	SX93	SLU_ENV_NL	Min	-16326.01	-4056.67	536.57	-925.02	-94.96
456	273	SX93	SLU_ENV_NL	Max	-4010.98	-1802.48	1841.25	-2526.75	185.99
456	273	SX80	SLU_ENV_NL	Max	-4253.98	-561.21	4636.38	478.88	185.99
456	273	SX81	SLU_ENV_NL	Max	-41717.07	-12197.28	2536.84	478.88	85.63
456	273	SX94	SLU_ENV_NL	Max	-67603.06	-20011.93	1256.19	-2526.75	85.63
456	273	SX93	SLU_ENV_NL	Min	-25446.68	-6853.84	1063.38	-5879.54	-92.33
456	273	SX80	SLU_ENV_NL	Min	-8724.93	-1814.25	592.74	-7142.80	-92.33
456	273	SX81	SLU_ENV_NL	Min	-244473.36	-72472.19	785.54	-7142.80	-237.41
456	273	SX94	SLU_ENV_NL	Min	-241659.01	-72905.44	-258.29	-5879.54	-237.41
457	274	SX94	SLU_ENV_NL	Max	92809.53	26969.36	692.39	5011.01	2363.28
457	274	SX81	SLU_ENV_NL	Max	94082.06	29560.19	1492.58	1173.85	2363.28
457	274	SX82	SLU_ENV_NL	Max	277309.05	82813.24	-235.35	1173.85	2025.99
457	274	SX95	SLU_ENV_NL	Max	277945.21	82573.59	-833.37	5011.01	2025.99
457	274	SX94	SLU_ENV_NL	Min	-294850.02	-87850.00	630.07	-4361.28	-2031.23
457	274	SX81	SLU_ENV_NL	Min	-289202.48	-86778.92	1290.41	287.97	-2031.23
457	274	SX82	SLU_ENV_NL	Min	-245708.73	-73120.85	-541.77	287.97	-2391.56
457	274	SX95	SLU_ENV_NL	Min	-252714.42	-77605.79	-1404.28	-4361.28	-2391.56
458	831	DX249	SLU_ENV_NL	Max	17866.16	6897.67	3572.00	822.86	244.00
458	831	DX236	SLU_ENV_NL	Max	24365.88	6206.08	1603.22	4358.24	244.00
458	831	DX237	SLU_ENV_NL	Max	131321.86	40446.84	376.20	4358.24	-104.04
458	831	DX250	SLU_ENV_NL	Max	111462.87	32142.70	2228.01	822.86	-104.04
458	831	DX249	SLU_ENV_NL	Min	-3210.31	-2582.90	-313.83	669.48	102.22
458	831	DX236	SLU_ENV_NL	Min	4049.12	1908.90	1492.79	2043.65	102.22
458	831	DX237	SLU_ENV_NL	Min	90968.73	25799.25	259.23	2043.65	-286.65
458	831	DX250	SLU_ENV_NL	Min	77960.24	24562.01	-1430.41	669.48	-286.65
459	275	SX97	SLU_ENV_NL	Max	14445.89	4661.12	70.98	2701.77	2520.11
459	275	SX84	SLU_ENV_NL	Max	10537.25	4232.01	280.10	2695.21	2520.11
459	275	SX85	SLU_ENV_NL	Max	50972.10	16866.25	440.39	2695.21	1905.91
459	275	SX98	SLU_ENV_NL	Max	52103.34	14064.86	-176.65	2701.77	1905.91
459	275	SX97	SLU_ENV_NL	Min	-50166.56	-16224.71	-742.55	-3182.98	-1933.44
459	275	SX84	SLU_ENV_NL	Min	-46221.53	-12139.56	-22.43	-1772.95	-1933.44
459	275	SX85	SLU_ENV_NL	Min	-38506.07	-11419.06	32.47	-1772.95	-2523.43
459	275	SX98	SLU_ENV_NL	Min	-41260.97	-12679.07	-279.73	-3182.98	-2523.43
460	276	SX98	SLU_ENV_NL	Max	52103.06	14064.77	261.79	3176.61	1905.92
460	276	SX85	SLU_ENV_NL	Max	50972.09	16866.24	-32.38	1772.99	1905.92
460	276	SX86	SLU_ENV_NL	Max	1795.93	1554.04	-5.42	1772.99	2567.54
460	276	SX99	SLU_ENV_NL	Max	5717.05	2115.59	718.01	3176.61	2567.54
460	276	SX98	SLU_ENV_NL	Min	-36821.34	-11335.06	176.75	-2701.81	-2570.22
460	276	SX85	SLU_ENV_NL	Min	-34082.34	-10104.06	-461.65	-2811.46	-2570.22
460	276	SX86	SLU_ENV_NL	Min	-46221.51	-12139.54	-280.20	-2811.46	-1933.45
460	276	SX99	SLU_ENV_NL	Min	-50166.90	-16224.80	-71.07	-2701.81	-1933.45
461	832	DX235	SLU_ENV_NL	Max	-417.67	730.63	2276.96	345.31	32.52
461	832	DX222	SLU_ENV_NL	Max	1533.60	2275.35	2780.52	667.78	32.52
461	832	DX223	SLU_ENV_NL	Max	23657.80	5626.19	2541.43	667.78	-15.87
461	832	DX236	SLU_ENV_NL	Max	22566.68	7925.04	2037.88	345.31	-15.87
461	832	DX235	SLU_ENV_NL	Min	-1256.05	-995.89	1044.56	-23.92	1.36
461	832	DX222	SLU_ENV_NL	Min	-655.27	-1965.74	-530.15	143.41	1.36
461	832	DX223	SLU_ENV_NL	Min	4611.02	3100.30	-665.76	143.41	-23.75
461	832	DX236	SLU_ENV_NL	Min	1244.78	-345.90	908.94	-23.92	-23.75
462	277	SX101	SLU_ENV_NL	Max	277945.74	82573.72	1434.03	4367.42	2025.98
462	277	SX88	SLU_ENV_NL	Max	277309.57	82813.37	541.33	-287.99	2025.98



Autorità Portuale di Taranto
Interventi per il dragaggio di 2,3 M m³ di sedimenti in area Molo Polisettoriale e per la realizzazione di un primo lotto della cassa di colmata funzionale all'ampliamento del V Sporgente del Porto di Taranto

Allegati alla relazione di calcolo strutturale allineamento "BC"

Data 05/2016
Rev. B
c.d.c.: C296A
514B

462	277	SX89	SLU_ENV_NL	Max	90194.99	28398.95	-1290.43	-287.99	2379.65
462	277	SX102	SLU_ENV_NL	Max	88983.45	25833.41	-600.70	4367.42	2379.65
462	277	SX101	SLU_ENV_NL	Min	-253848.50	-77942.63	833.40	-5011.00	-2407.64
462	277	SX88	SLU_ENV_NL	Min	-246802.47	-73505.14	235.32	-1205.49	-2407.64
462	277	SX89	SLU_ENV_NL	Min	-289203.40	-86779.15	-1493.40	-1205.49	-2031.22
462	277	SX102	SLU_ENV_NL	Min	-294850.91	-87850.24	-692.35	-5011.00	-2031.22
463	278	SX116	SLU_ENV_NL	Max	-2564.46	-321.25	3694.12	6487.79	-44.95
463	278	SX129	SLU_ENV_NL	Max	-6544.00	-2529.77	314.21	6006.97	-44.95
463	278	SX128	SLU_ENV_NL	Max	-42009.17	-12975.92	-562.49	6006.97	80.00
463	278	SX115	SLU_ENV_NL	Max	-51695.92	-14785.47	2817.43	6487.79	80.00
463	278	SX116	SLU_ENV_NL	Min	-13357.28	-3958.00	-717.39	1439.99	-69.60
463	278	SX129	SLU_ENV_NL	Min	-7074.17	-3167.17	-1037.33	443.17	-69.60
463	278	SX128	SLU_ENV_NL	Min	-249725.45	-75312.55	-643.59	443.17	27.21
463	278	SX115	SLU_ENV_NL	Min	-245554.01	-73086.74	-323.65	1439.99	27.21
464	279	SX130	SLU_ENV_NL	Max	2208.41	1375.96	-116.89	306.31	-6.49
464	279	SX143	SLU_ENV_NL	Max	548.74	-52.38	1122.38	276.35	-6.49
464	279	SX142	SLU_ENV_NL	Max	-10556.06	-3245.49	1194.42	276.35	-3.51
464	279	SX129	SLU_ENV_NL	Max	-5684.12	-1318.74	337.14	306.31	-3.51
464	279	SX130	SLU_ENV_NL	Min	1559.39	904.62	-334.76	207.81	-8.01
464	279	SX143	SLU_ENV_NL	Min	-1875.59	-802.78	-885.03	218.12	-8.01
464	279	SX142	SLU_ENV_NL	Min	-10831.78	-3744.58	-431.00	218.12	-8.04
464	279	SX129	SLU_ENV_NL	Min	-9731.51	-2293.62	-262.72	207.81	-8.04
465	280	SX79	SLU_ENV_NL	Max	-1195.69	-1054.82	6144.69	-258.98	76.30
465	280	SX66	SLU_ENV_NL	Max	1777.58	445.30	541.05	321.07	76.30
465	280	SX67	SLU_ENV_NL	Max	-4499.14	-2250.98	179.05	321.07	-10.26
465	280	SX80	SLU_ENV_NL	Max	-10985.67	-3856.17	5511.05	-258.98	-10.26
465	280	SX79	SLU_ENV_NL	Min	-2171.49	-2649.10	1040.46	-705.66	-2.16
465	280	SX66	SLU_ENV_NL	Min	1013.34	-1771.41	415.20	-208.09	-2.16
465	280	SX67	SLU_ENV_NL	Min	-8408.98	-2491.33	-92.59	-208.09	-87.24
465	280	SX80	SLU_ENV_NL	Min	-11714.15	-4348.19	804.31	-705.66	-87.24
466	281	SX80	SLU_ENV_NL	Max	-3059.67	-1468.79	4479.85	-1794.70	153.20
466	281	SX67	SLU_ENV_NL	Max	1511.50	-637.38	1035.34	695.92	153.20
466	281	SX68	SLU_ENV_NL	Max	-14272.78	-4721.28	1728.33	695.92	70.03
466	281	SX81	SLU_ENV_NL	Max	-37858.11	-11588.81	2578.98	-1794.70	70.03
466	281	SX80	SLU_ENV_NL	Min	-13321.41	-4881.12	-110.99	-6246.19	-60.50
466	281	SX67	SLU_ENV_NL	Min	-7141.50	-1880.32	958.18	-7172.82	-60.50
466	281	SX68	SLU_ENV_NL	Min	-256024.61	-76644.27	-942.70	-7172.82	-197.65
466	281	SX81	SLU_ENV_NL	Min	-246600.08	-74672.64	582.01	-6246.19	-197.65
467	282	SX81	SLU_ENV_NL	Max	91727.69	26435.01	1553.38	4625.42	1953.40
467	282	SX68	SLU_ENV_NL	Max	93824.46	28701.13	869.00	735.37	1953.40
467	282	SX69	SLU_ENV_NL	Max	275080.24	83002.02	-763.91	735.37	1730.52
467	282	SX82	SLU_ENV_NL	Max	276172.62	83360.44	172.33	4625.42	1730.52
467	282	SX81	SLU_ENV_NL	Min	-287747.53	-86264.38	1160.12	-3841.39	-1730.85
467	282	SX68	SLU_ENV_NL	Min	-283640.04	-85822.70	223.88	596.04	-1730.85
467	282	SX69	SLU_ENV_NL	Min	-237799.96	-69743.59	-1409.77	596.04	-1978.18
467	282	SX82	SLU_ENV_NL	Min	-244458.64	-73676.57	-725.40	-3841.39	-1978.18
468	833	DX236	SLU_ENV_NL	Max	23691.48	8245.11	1414.49	1944.74	139.72
468	833	DX223	SLU_ENV_NL	Max	19846.75	4500.25	3214.31	3982.55	139.72
468	833	DX224	SLU_ENV_NL	Max	143469.68	44373.58	2781.16	3982.55	-58.86
468	833	DX237	SLU_ENV_NL	Max	134039.79	39073.00	1185.04	1944.74	-58.86
468	833	DX236	SLU_ENV_NL	Min	134.35	-706.72	1006.42	1053.05	81.15
468	833	DX223	SLU_ENV_NL	Min	583.93	1919.87	-778.42	1985.85	81.15
468	833	DX224	SLU_ENV_NL	Min	92097.37	26510.32	-599.79	1985.85	-166.14
468	833	DX237	SLU_ENV_NL	Min	93350.87	29452.67	981.34	1053.05	-166.14
469	283	SX84	SLU_ENV_NL	Max	8065.21	1152.17	276.30	2306.19	2086.73
469	283	SX71	SLU_ENV_NL	Max	4855.87	1283.45	83.30	2239.42	2086.73
469	283	SX72	SLU_ENV_NL	Max	47799.77	15638.84	-159.69	2239.42	1598.29
469	283	SX85	SLU_ENV_NL	Max	48769.40	13466.35	426.83	2306.19	1598.29
469	283	SX84	SLU_ENV_NL	Min	-45895.72	-14995.95	36.84	-2631.97	-1619.88
469	283	SX71	SLU_ENV_NL	Min	-42571.93	-11769.01	-660.73	-1444.55	-1619.88
469	283	SX72	SLU_ENV_NL	Min	-34441.49	-9918.06	-270.75	-1444.55	-2092.97
469	283	SX85	SLU_ENV_NL	Min	-36936.37	-11347.01	33.32	-2631.97	-2092.97
470	284	SX85	SLU_ENV_NL	Max	48769.35	13466.33	-33.37	2656.81	1598.30
470	284	SX72	SLU_ENV_NL	Max	47799.53	15638.77	256.42	1444.58	1598.30
470	284	SX73	SLU_ENV_NL	Max	-3928.10	-1426.33	638.28	1444.58	2161.29
470	284	SX86	SLU_ENV_NL	Max	-672.16	-1401.85	-67.20	2656.81	2161.29
470	284	SX85	SLU_ENV_NL	Min	-32466.29	-9988.32	-449.06	-2306.22	-2166.78
470	284	SX72	SLU_ENV_NL	Min	-29956.09	-8590.11	159.65	-2387.55	-2166.78
470	284	SX73	SLU_ENV_NL	Min	-42571.99	-11769.03	-83.24	-2387.55	-1619.88
470	284	SX86	SLU_ENV_NL	Min	-45895.66	-14995.95	-276.26	-2306.22	-1619.88
471	834	DX222	SLU_ENV_NL	Max	199.64	1483.36	2585.69	431.68	24.28
471	834	DX209	SLU_ENV_NL	Max	-147.37	374.96	2767.72	652.07	24.28
471	834	DX210	SLU_ENV_NL	Max	25650.11	6437.57	2943.40	652.07	-8.80
471	834	DX223	SLU_ENV_NL	Max	24865.55	8611.15	2761.37	431.68	-8.80
471	834	DX222	SLU_ENV_NL	Min	67.19	-1532.51	-492.99	-18.79	7.65
471	834	DX209	SLU_ENV_NL	Min	-715.01	-987.16	1064.42	167.83	7.65
471	834	DX210	SLU_ENV_NL	Min	2727.52	1380.13	951.23	167.83	-20.35
471	834	DX223	SLU_ENV_NL	Min	3715.39	-523.77	-606.17	-18.79	-20.35
472	285	SX88	SLU_ENV_NL	Max	276173.15	83360.62	729.28	3819.40	1730.53
472	285	SX75	SLU_ENV_NL	Max	275081.22	83002.33	1442.87	-596.03	1730.53
472	285	SX76	SLU_ENV_NL	Max	89919.31	27515.43	-224.00	-596.03	1946.10

472	285	SX89	SLU_ENV_NL	Max	87830.28	25260.54	-1160.29	3819.40	1946.10
472	285	SX88	SLU_ENV_NL	Min	-245509.21	-73938.25	-172.22	-4625.45	-1970.63
472	285	SX75	SLU_ENV_NL	Min	-238813.78	-70057.60	764.07	-740.07	-1970.63
472	285	SX76	SLU_ENV_NL	Min	-283640.52	-85822.87	-851.78	-740.07	-1730.86
472	285	SX89	SLU_ENV_NL	Min	-287748.48	-86264.71	-1565.37	-4625.45	-1730.86
473	286	SX129	SLU_ENV_NL	Max	-7280.73	-1559.47	-143.47	6766.77	-8.15
473	286	SX142	SLU_ENV_NL	Max	392.93	55.17	1078.65	5438.55	-8.15
473	286	SX141	SLU_ENV_NL	Max	-40896.36	-12988.67	1036.37	5438.55	111.25
473	286	SX128	SLU_ENV_NL	Max	-40997.85	-11901.08	-185.75	6766.77	111.25
473	286	SX129	SLU_ENV_NL	Min	-7525.91	-1887.23	-757.14	889.56	-88.08
473	286	SX142	SLU_ENV_NL	Min	-7313.66	-2688.06	740.78	840.07	-88.08
473	286	SX141	SLU_ENV_NL	Min	-233799.85	-70431.97	-449.55	840.07	-0.72
473	286	SX128	SLU_ENV_NL	Min	-248242.01	-74283.28	-1947.47	889.56	-0.72
474	287	SX143	SLU_ENV_NL	Max	908.27	481.51	1053.14	150.87	18.48
474	287	SX156	SLU_ENV_NL	Max	2928.99	633.07	450.04	472.80	18.48
474	287	SX155	SLU_ENV_NL	Max	-5875.89	-2188.10	-54.22	472.80	-11.47
474	287	SX142	SLU_ENV_NL	Max	-10641.89	-2531.52	1234.82	150.87	-11.47
474	287	SX143	SLU_ENV_NL	Min	-1568.18	-214.43	-433.89	129.96	15.95
474	287	SX156	SLU_ENV_NL	Min	-722.30	-1403.39	-1282.55	329.53	15.95
474	287	SX155	SLU_ENV_NL	Min	-13414.08	-4750.15	-1100.87	329.53	-32.36
474	287	SX142	SLU_ENV_NL	Min	-10667.22	-3095.25	-938.15	129.96	-32.36
475	288	SX142	SLU_ENV_NL	Max	-1084.89	-241.38	497.27	6342.60	54.63
475	288	SX155	SLU_ENV_NL	Max	-6530.23	-2371.17	-374.05	5515.64	54.63
475	288	SX154	SLU_ENV_NL	Max	-53127.77	-16497.27	669.88	5515.64	54.04
475	288	SX141	SLU_ENV_NL	Max	-41033.55	-11441.64	1541.21	6342.60	54.04
475	288	SX142	SLU_ENV_NL	Min	-6263.62	-1192.22	-499.52	451.63	-70.07
475	288	SX155	SLU_ENV_NL	Min	-14985.37	-5239.75	-542.29	1422.24	-70.07
475	288	SX154	SLU_ENV_NL	Min	-236892.25	-71363.65	-22.32	1422.24	-91.04
475	288	SX141	SLU_ENV_NL	Min	-232126.70	-69484.27	20.45	451.63	-91.04
476	289	SX66	SLU_ENV_NL	Max	1540.17	580.31	226.08	-241.99	37.17
476	289	SX53	SLU_ENV_NL	Max	378.74	775.65	765.82	139.67	37.17
476	289	SX54	SLU_ENV_NL	Max	-2867.65	-452.48	886.74	139.67	-4.31
476	289	SX67	SLU_ENV_NL	Max	-3018.44	-698.72	347.00	-241.99	-4.31
476	289	SX66	SLU_ENV_NL	Min	854.12	71.07	197.99	-329.42	-1.04
476	289	SX53	SLU_ENV_NL	Min	200.95	428.62	-232.95	-221.51	-1.04
476	289	SX54	SLU_ENV_NL	Min	-9465.34	-2228.31	-169.31	-221.51	-37.55
476	289	SX67	SLU_ENV_NL	Min	-8545.08	-2861.14	261.63	-329.42	-37.55
477	290	SX67	SLU_ENV_NL	Max	-721.91	-33.32	1008.45	-784.77	72.97
477	290	SX54	SLU_ENV_NL	Max	-324.64	333.97	257.14	303.81	72.97
477	290	SX55	SLU_ENV_NL	Max	-7291.30	-1725.86	-63.15	303.81	51.24
477	290	SX68	SLU_ENV_NL	Max	-11404.56	-3209.31	688.15	-784.77	51.24
477	290	SX67	SLU_ENV_NL	Min	-6013.89	-2087.80	122.94	-6447.52	-66.62
477	290	SX54	SLU_ENV_NL	Min	-1917.51	22.06	-20.48	-7284.14	-66.62
477	290	SX55	SLU_ENV_NL	Min	-254429.70	-75520.23	-234.79	-7284.14	-80.38
477	290	SX68	SLU_ENV_NL	Min	-257397.94	-77255.83	-91.37	-6447.52	-80.38
478	291	SX68	SLU_ENV_NL	Max	92323.93	27371.00	-135.33	4263.17	1432.05
478	291	SX55	SLU_ENV_NL	Max	91906.48	28670.35	747.10	884.64	1432.05
478	291	SX56	SLU_ENV_NL	Max	270011.37	80669.82	830.95	884.64	1452.69
478	291	SX69	SLU_ENV_NL	Max	273510.35	81412.51	284.84	4263.17	1452.69
478	291	SX68	SLU_ENV_NL	Min	-282041.29	-84137.00	-529.66	-3203.35	-1449.57
478	291	SX55	SLU_ENV_NL	Min	-281241.58	-84174.28	16.46	149.12	-1449.57
478	291	SX56	SLU_ENV_NL	Min	-234869.92	-70016.85	382.13	149.12	-1447.82
478	291	SX69	SLU_ENV_NL	Min	-237573.81	-72661.39	-500.30	-3203.35	-1447.82
479	835	DX223	SLU_ENV_NL	Max	19709.45	7055.76	4059.97	1620.76	233.27
479	835	DX210	SLU_ENV_NL	Max	28696.18	7359.94	1669.65	5044.92	233.27
479	835	DX211	SLU_ENV_NL	Max	167734.28	51359.41	69.37	5044.92	-53.05
479	835	DX224	SLU_ENV_NL	Max	145951.29	42488.63	2459.70	1620.76	-53.05
479	835	DX223	SLU_ENV_NL	Min	-3894.67	-2851.83	53.25	1297.50	47.03
479	835	DX210	SLU_ENV_NL	Min	6308.06	2499.33	326.43	1964.31	47.03
479	835	DX211	SLU_ENV_NL	Min	106909.79	30726.29	-916.86	1964.31	-280.68
479	835	DX224	SLU_ENV_NL	Min	93815.04	29222.73	-1190.03	1297.50	-280.68
480	292	SX71	SLU_ENV_NL	Max	3372.55	1109.79	-122.80	1370.01	2153.03
480	292	SX58	SLU_ENV_NL	Max	-240.59	962.20	15.01	2355.55	2153.03
480	292	SX59	SLU_ENV_NL	Max	45714.32	14778.62	351.56	2355.55	817.47
480	292	SX72	SLU_ENV_NL	Max	46141.25	12825.16	-95.27	1370.01	817.47
480	292	SX71	SLU_ENV_NL	Min	-42273.62	-13489.38	-764.30	-2668.05	-835.45
480	292	SX58	SLU_ENV_NL	Min	-40582.61	-10945.36	-207.24	-556.45	-835.45
480	292	SX59	SLU_ENV_NL	Min	-30870.42	-9034.75	42.54	-556.45	-2157.27
480	292	SX72	SLU_ENV_NL	Min	-33107.84	-10243.27	-205.49	-2668.05	-2157.27
481	293	SX72	SLU_ENV_NL	Max	46140.98	12825.08	177.68	2718.53	817.47
481	293	SX59	SLU_ENV_NL	Max	45714.19	14778.58	-42.50	556.46	817.47
481	293	SX60	SLU_ENV_NL	Max	-9140.50	-1774.28	189.49	556.46	2250.30
481	293	SX73	SLU_ENV_NL	Max	-5412.81	-1439.47	750.81	2718.53	2250.30
481	293	SX72	SLU_ENV_NL	Min	-28554.81	-8855.05	95.32	-1370.03	-2253.61
481	293	SX59	SLU_ENV_NL	Min	-26315.55	-7690.59	-383.63	-2530.79	-2253.61
481	293	SX60	SLU_ENV_NL	Min	-40582.48	-10945.30	-15.06	-2530.79	-835.45
481	293	SX73	SLU_ENV_NL	Min	-42273.65	-13489.39	122.76	-1370.03	-835.45
482	836	DX209	SLU_ENV_NL	Max	250.11	1002.13	2971.13	494.99	20.96
482	836	DX196	SLU_ENV_NL	Max	1205.25	1992.71	1896.28	647.78	20.96
482	836	DX197	SLU_ENV_NL	Max	25288.27	6683.13	1662.98	647.78	-1.97
482	836	DX210	SLU_ENV_NL	Max	26761.96	9479.34	2737.83	494.99	-1.97



482	836	DX209	SLU_ENV_NL	Min	-1437.23	-1300.67	1017.39	-15.84	5.15
482	836	DX196	SLU_ENV_NL	Min	-1551.44	-1898.74	-1732.89	204.53	5.15
482	836	DX197	SLU_ENV_NL	Min	6011.98	3643.62	-1642.39	204.53	-27.92
482	836	DX210	SLU_ENV_NL	Min	2565.21	107.35	1107.89	-15.84	-27.92
483	294	SX75	SLU_ENV_NL	Max	273511.32	81412.79	527.74	3161.65	1452.66
483	294	SX62	SLU_ENV_NL	Max	270011.50	80669.85	-381.47	-134.08	1452.66
483	294	SX63	SLU_ENV_NL	Max	88033.52	27515.48	-16.21	-134.08	1407.78
483	294	SX76	SLU_ENV_NL	Max	88435.54	26217.09	529.95	3161.65	1407.78
483	294	SX75	SLU_ENV_NL	Min	-238591.08	-72962.78	-285.08	-4263.15	-1423.35
483	294	SX62	SLU_ENV_NL	Min	-235881.22	-70366.43	-831.23	-884.68	-1423.35
483	294	SX63	SLU_ENV_NL	Min	-281242.96	-84174.65	-758.37	-884.68	-1449.54
483	294	SX76	SLU_ENV_NL	Min	-282041.75	-84137.11	150.84	-4263.15	-1449.54
484	295	SX156	SLU_ENV_NL	Max	3119.12	1639.20	-220.34	85.12	25.79
484	295	SX169	SLU_ENV_NL	Max	-157.28	428.52	1158.27	444.60	25.79
484	295	SX168	SLU_ENV_NL	Max	-13019.53	-3755.18	1948.05	444.60	-28.16
484	295	SX155	SLU_ENV_NL	Max	-5019.42	-1083.56	569.44	85.12	-28.16
484	295	SX156	SLU_ENV_NL	Min	422.16	630.17	-1070.68	68.84	9.80
484	295	SX169	SLU_ENV_NL	Min	-3401.63	-989.34	593.02	331.74	9.80
484	295	SX168	SLU_ENV_NL	Min	-13967.18	-4408.96	704.81	331.74	-29.65
484	295	SX155	SLU_ENV_NL	Min	-11448.95	-3246.34	-958.88	68.84	-29.65
485	296	SX155	SLU_ENV_NL	Max	-2368.99	-257.07	431.07	3427.11	142.77
485	296	SX168	SLU_ENV_NL	Max	18307.03	5241.94	2167.52	5108.24	142.77
485	296	SX167	SLU_ENV_NL	Max	-53716.50	-16021.00	627.61	5108.24	-87.26
485	296	SX154	SLU_ENV_NL	Max	-45689.51	-13528.83	386.27	3427.11	-87.26
485	296	SX155	SLU_ENV_NL	Min	-10586.69	-2969.55	-253.08	253.87	74.51
485	296	SX168	SLU_ENV_NL	Min	-14783.94	-4302.62	-11.74	1331.75	74.51
485	296	SX167	SLU_ENV_NL	Min	-182530.24	-55314.96	134.83	1331.75	-109.52
485	296	SX154	SLU_ENV_NL	Min	-200063.93	-59791.44	-1601.62	253.87	-109.52
486	297	SX53	SLU_ENV_NL	Max	-4.44	-117.76	832.61	-11.02	-15.38
486	297	SX40	SLU_ENV_NL	Max	3117.33	1249.29	1943.31	-137.42	-15.38
486	297	SX41	SLU_ENV_NL	Max	-59.34	-114.36	1624.78	-137.42	17.04
486	297	SX54	SLU_ENV_NL	Max	-2933.65	-1403.35	788.21	-11.02	17.04
486	297	SX53	SLU_ENV_NL	Min	-159.10	-885.24	-35.80	-130.10	-19.60
486	297	SX40	SLU_ENV_NL	Min	599.46	-474.36	-1399.37	-360.12	-19.60
486	297	SX41	SLU_ENV_NL	Min	-9783.27	-3124.81	-1443.77	-360.12	4.75
486	297	SX54	SLU_ENV_NL	Min	-9940.73	-3352.20	-354.33	-130.10	4.75
487	298	SX54	SLU_ENV_NL	Max	-1368.32	-868.46	199.96	-104.64	14.52
487	298	SX41	SLU_ENV_NL	Max	5281.17	1483.07	1067.73	-208.27	14.52
487	298	SX42	SLU_ENV_NL	Max	-634.19	-448.51	1186.57	-208.27	7.80
487	298	SX55	SLU_ENV_NL	Max	-6935.54	-2755.93	100.18	-104.64	7.80
487	298	SX54	SLU_ENV_NL	Min	-1659.92	-929.03	-889.18	-6962.86	-16.74
487	298	SX41	SLU_ENV_NL	Min	-10771.37	-3420.74	197.20	-6915.11	-16.74
487	298	SX42	SLU_ENV_NL	Min	-266259.98	-80154.77	442.75	-6915.11	-2.14
487	298	SX55	SLU_ENV_NL	Min	-255436.36	-77126.63	-425.02	-6962.86	-2.14
488	299	SX55	SLU_ENV_NL	Max	90442.57	26409.99	997.55	3832.55	1042.08
488	299	SX42	SLU_ENV_NL	Max	91440.74	27382.52	277.59	1265.88	1042.08
488	299	SX43	SLU_ENV_NL	Max	267181.76	80734.82	-237.71	1265.88	1102.13
488	299	SX56	SLU_ENV_NL	Max	269215.34	80936.94	706.81	3832.55	1102.13
488	299	SX55	SLU_ENV_NL	Min	-280496.31	-84610.62	417.50	-2725.95	-1102.72
488	299	SX42	SLU_ENV_NL	Min	-279294.04	-84260.00	-527.03	-285.11	-1102.72
488	299	SX43	SLU_ENV_NL	Min	-231318.88	-68194.97	-689.10	-285.11	-1054.67
488	299	SX56	SLU_ENV_NL	Min	-234190.63	-70371.87	30.85	-2725.95	-1054.67
489	837	DX210	SLU_ENV_NL	Max	28887.55	10106.96	1107.61	3026.94	84.89
489	837	DX197	SLU_ENV_NL	Max	19820.20	5052.77	3340.91	4255.60	84.89
489	837	DX198	SLU_ENV_NL	Max	171955.06	52930.70	3543.06	4255.60	-17.82
489	837	DX211	SLU_ENV_NL	Max	169882.61	49802.12	1309.76	3026.94	-17.82
489	837	DX210	SLU_ENV_NL	Min	3009.29	221.85	-536.14	1482.02	50.83
489	837	DX197	SLU_ENV_NL	Min	-1249.99	1483.76	-13.66	1939.36	50.83
489	837	DX198	SLU_ENV_NL	Min	100002.41	28990.00	827.57	1939.36	-99.53
489	837	DX211	SLU_ENV_NL	Min	108476.18	33838.49	305.09	1482.02	-99.53
490	300	SX58	SLU_ENV_NL	Max	-2594.34	-1935.75	-171.33	462.28	2236.48
490	300	SX45	SLU_ENV_NL	Max	-6605.63	-1991.93	-335.36	2499.20	2236.48
490	300	SX46	SLU_ENV_NL	Max	44961.63	14481.27	-73.61	2499.20	45.60
490	300	SX59	SLU_ENV_NL	Max	44733.88	12472.86	388.66	462.28	45.60
490	300	SX58	SLU_ENV_NL	Min	-41052.74	-13474.84	-310.98	-2719.54	-62.14
490	300	SX45	SLU_ENV_NL	Min	-40834.03	-11345.36	-896.92	336.70	-62.14
490	300	SX46	SLU_ENV_NL	Min	-27134.08	-7773.38	-197.28	336.70	-2241.25
490	300	SX59	SLU_ENV_NL	Min	-29382.76	-9023.76	90.42	-2719.54	-2241.25
491	301	SX59	SLU_ENV_NL	Max	44733.74	12472.82	-90.47	2798.35	45.60
491	301	SX46	SLU_ENV_NL	Max	44961.36	14481.19	183.93	-336.72	45.60
491	301	SX47	SLU_ENV_NL	Max	-15634.79	-4789.67	873.08	-336.72	2359.09
491	301	SX60	SLU_ENV_NL	Max	-11517.48	-4532.48	278.47	2798.35	2359.09
491	301	SX59	SLU_ENV_NL	Min	-24739.84	-7603.28	-410.68	-462.28	-2362.92
491	301	SX46	SLU_ENV_NL	Min	-22424.11	-6388.00	73.57	-2705.17	-2362.92
491	301	SX47	SLU_ENV_NL	Min	-40834.07	-11345.38	335.42	-2705.17	-62.14
491	301	SX60	SLU_ENV_NL	Min	-41052.61	-13474.81	171.38	-462.28	-62.14
492	838	DX196	SLU_ENV_NL	Max	41.84	-196.52	1789.57	539.92	12.49
492	838	DX183	SLU_ENV_NL	Max	563.26	1265.95	5147.05	638.52	12.49
492	838	DX184	SLU_ENV_NL	Max	27901.92	6357.65	5157.67	638.52	-2.31
492	838	DX197	SLU_ENV_NL	Max	25752.43	7724.78	1800.20	539.92	-2.31
492	838	DX196	SLU_ENV_NL	Min	-1192.44	-1055.84	-1527.34	2.50	8.35



Autorità Portuale di Taranto
Interventi per il dragaggio di 2,3 M³ di sedimenti in area Molo Polisettoriale e per la realizzazione di un primo lotto della cassa di colmata funzionale all'ampliamento del V Sporgente del Porto di Taranto

Allegati alla relazione di calcolo strutturale allineamento "BC"

Data 05/2016
Rev. B
c.d.c.: C296A
514B



492	838	DX183	SLU_ENV_NL	Min	-169.85	-1885.11	-705.29	218.49	8.35
492	838	DX184	SLU_ENV_NL	Min	5814.52	2191.98	-941.17	218.49	-24.06
492	838	DX197	SLU_ENV_NL	Min	5107.54	-200.66	-1763.21	2.50	-24.06
493	302	SX62	SLU_ENV_NL	Max	269215.46	80936.98	-10.16	2654.09	1102.17
493	302	SX49	SLU_ENV_NL	Max	267182.69	80735.11	736.61	330.84	1102.17
493	302	SX50	SLU_ENV_NL	Max	87716.44	26250.05	526.78	330.84	991.58
493	302	SX63	SLU_ENV_NL	Max	86588.65	25245.55	-417.78	2654.09	991.58
493	302	SX62	SLU_ENV_NL	Min	-235197.07	-70632.25	-706.57	-3832.61	-1004.17
493	302	SX49	SLU_ENV_NL	Min	-232273.26	-68488.56	237.99	-1265.83	-1004.17
493	302	SX50	SLU_ENV_NL	Min	-279294.49	-84260.17	-290.24	-1265.83	-1102.77
493	302	SX63	SLU_ENV_NL	Min	-280497.70	-84611.06	-1037.00	-3832.61	-1102.77
494	303	SX169	SLU_ENV_NL	Max	491.13	1958.64	1814.46	301.53	17.06
494	303	SX182	SLU_ENV_NL	Max	2700.18	2583.09	739.42	272.50	17.06
494	303	SX181	SLU_ENV_NL	Max	-6700.10	497.09	798.17	272.50	22.38
494	303	SX168	SLU_ENV_NL	Max	-12690.01	-2025.58	1189.44	301.53	22.38
494	303	SX169	SLU_ENV_NL	Min	-3915.80	-3173.32	593.33	231.31	-12.66
494	303	SX182	SLU_ENV_NL	Min	-739.27	-1124.90	-1986.98	195.83	-12.66
494	303	SX181	SLU_ENV_NL	Min	-14361.17	-5228.79	-2612.00	195.83	-8.30
494	303	SX168	SLU_ENV_NL	Min	-14459.41	-5579.66	652.08	231.31	-8.30
495	304	SX168	SLU_ENV_NL	Max	25406.60	6495.37	180.92	912.87	708.66
495	304	SX181	SLU_ENV_NL	Max	-15031.18	-5427.53	1323.58	10256.78	708.66
495	304	SX180	SLU_ENV_NL	Max	-55233.94	-17681.79	9507.38	10256.78	-2.56
495	304	SX167	SLU_ENV_NL	Max	-53826.12	-14571.89	5173.83	912.87	-2.56
495	304	SX168	SLU_ENV_NL	Min	-13642.93	-2313.71	-3009.97	-51.52	-18.19
495	304	SX181	SLU_ENV_NL	Min	-28850.30	-6263.20	1272.80	808.75	-18.19
495	304	SX180	SLU_ENV_NL	Min	-289575.81	-85193.76	1326.55	808.75	-838.36
495	304	SX167	SLU_ENV_NL	Min	-190371.84	-59041.81	234.67	-51.52	-838.36
496	305	SX40	SLU_ENV_NL	Max	2833.63	1378.40	1467.61	503.91	-98.09
496	305	SX27	SLU_ENV_NL	Max	5149.93	2322.85	1224.93	-829.09	-98.09
496	305	SX28	SLU_ENV_NL	Max	-9608.55	-2993.48	1080.02	-829.09	107.85
496	305	SX41	SLU_ENV_NL	Max	-1530.97	-1879.85	2157.03	503.91	107.85
496	305	SX40	SLU_ENV_NL	Min	2037.94	-2836.35	-1346.24	254.32	-104.47
496	305	SX27	SLU_ENV_NL	Min	-597.10	-2566.99	-9488.46	-957.31	-104.47
496	305	SX28	SLU_ENV_NL	Min	-11117.91	-3087.24	-8799.04	-957.31	94.90
496	305	SX41	SLU_ENV_NL	Min	-10610.70	-2940.74	-1491.14	254.32	94.90
497	306	SX41	SLU_ENV_NL	Max	7168.81	793.81	416.48	1072.35	306.35
497	306	SX28	SLU_ENV_NL	Max	-3993.64	-1372.73	-722.52	-1909.57	306.35
497	306	SX29	SLU_ENV_NL	Max	-24650.23	-6350.40	-1449.31	-1909.57	225.04
497	306	SX42	SLU_ENV_NL	Max	-2897.45	-1011.32	1639.77	1072.35	225.04
497	306	SX41	SLU_ENV_NL	Min	-13979.52	-3995.11	-21.51	-8779.07	-195.02
497	306	SX28	SLU_ENV_NL	Min	-15304.33	-4299.44	-6635.69	-4299.43	-195.02
497	306	SX29	SLU_ENV_NL	Min	-246548.46	-73395.58	-4974.40	-4299.43	-324.69
497	306	SX42	SLU_ENV_NL	Min	-262663.37	-78285.52	-310.31	-8779.07	-324.69
498	307	SX42	SLU_ENV_NL	Max	91091.09	27669.78	-1458.78	3726.51	410.81
498	307	SX29	SLU_ENV_NL	Max	87216.43	26904.93	-498.16	1322.95	410.81
498	307	SX30	SLU_ENV_NL	Max	258911.38	77688.25	2132.33	1322.95	1036.00
498	307	SX43	SLU_ENV_NL	Max	265915.70	78925.36	1542.56	3726.51	1036.00
498	307	SX42	SLU_ENV_NL	Min	-278307.33	-83381.71	-1983.83	-1976.91	-1028.73
498	307	SX29	SLU_ENV_NL	Min	-282523.21	-83964.87	-1394.07	-1023.81	-1028.73
498	307	SX30	SLU_ENV_NL	Min	-235301.99	-70415.50	1945.83	-1023.81	-407.93
498	307	SX43	SLU_ENV_NL	Min	-231561.85	-70457.63	985.21	-1976.91	-407.93
499	839	DX197	SLU_ENV_NL	Max	19653.17	5892.56	4938.82	2297.88	216.35
499	839	DX184	SLU_ENV_NL	Max	28860.94	6647.81	2024.38	5593.93	216.35
499	839	DX185	SLU_ENV_NL	Max	202398.89	61741.86	-349.42	5593.93	-26.91
499	839	DX198	SLU_ENV_NL	Max	173849.41	50849.80	2565.03	2297.88	-26.91
499	839	DX197	SLU_ENV_NL	Min	-5215.93	-3340.66	1124.06	1617.05	19.44
499	839	DX184	SLU_ENV_NL	Min	12934.41	4370.91	-3813.39	1925.82	19.44
499	839	DX185	SLU_ENV_NL	Min	112850.99	32763.26	-4983.94	1925.82	-278.37
499	839	DX198	SLU_ENV_NL	Min	101107.43	31276.88	-46.49	1617.05	-278.37
500	308	SX45	SLU_ENV_NL	Max	-8497.76	-2656.26	-673.13	-823.22	2749.67
500	308	SX32	SLU_ENV_NL	Max	-13831.21	-3135.00	-605.17	3145.12	2749.67
500	308	SX33	SLU_ENV_NL	Max	45778.70	14616.73	324.93	3145.12	-1065.26
500	308	SX46	SLU_ENV_NL	Max	44766.48	12663.07	29.29	-823.22	-1065.26
500	308	SX45	SLU_ENV_NL	Min	-41803.70	-13409.90	-1142.29	-3267.29	1051.71
500	308	SX32	SLU_ENV_NL	Min	-43929.20	-11973.96	-716.44	1644.07	1051.71
500	308	SX33	SLU_ENV_NL	Min	-23098.04	-6740.96	97.25	1644.07	-2752.24
500	308	SX46	SLU_ENV_NL	Min	-25467.62	-7861.32	-100.92	-3267.29	-2752.24
501	309	SX46	SLU_ENV_NL	Max	44766.23	12663.00	67.64	3368.10	-1065.27
501	309	SX33	SLU_ENV_NL	Max	45778.60	14616.70	-97.21	-1644.11	-1065.27
501	309	SX34	SLU_ENV_NL	Max	-23077.63	-5984.92	701.03	-1644.11	2892.58
501	309	SX47	SLU_ENV_NL	Max	-17552.20	-5271.46	1133.31	3368.10	2892.58
501	309	SX46	SLU_ENV_NL	Min	-20650.15	-6384.39	-29.24	823.25	-2893.99
501	309	SX33	SLU_ENV_NL	Min	-18248.72	-5317.85	-364.64	-3376.16	-2893.99
501	309	SX34	SLU_ENV_NL	Min	-43929.20	-11973.94	605.14	-3376.16	1051.72
501	309	SX47	SLU_ENV_NL	Min	-41803.76	-13409.91	673.11	823.25	1051.72
502	840	DX183	SLU_ENV_NL	Max	1514.81	3800.30	5124.29	628.38	4.08
502	840	DX170	SLU_ENV_NL	Max	1116.42	1826.26	1746.14	556.78	4.08
502	840	DX171	SLU_ENV_NL	Max	28436.49	9527.46	1760.28	556.78	12.28
502	840	DX184	SLU_ENV_NL	Max	29525.43	11699.49	5205.98	628.38	12.28
502	840	DX183	SLU_ENV_NL	Min	-516.57	-1700.14	-761.65	46.21	1.54
502	840	DX170	SLU_ENV_NL	Min	-394.91	936.62	190.21	217.52	1.54



Autorità Portuale di Taranto
Interventi per il dragaggio di 2,3 M³ di sedimenti in area Molo Polisettoriale e per la realizzazione di un primo lotto della cassa di colmata funzionale all'ampliamento del V Sporgente del Porto di Taranto

Allegati alla relazione di calcolo strutturale allineamento "BC"

Data 05/2016
Rev. B
c.d.c.: C296A
514B



502	840	DX171	SLU_ENV_NL	Min	5720.71	3740.29	271.90	217.52	-21.63
502	840	DX184	SLU_ENV_NL	Min	5680.13	1110.66	-747.50	46.21	-21.63
503	310	SX49	SLU_ENV_NL	Max	265916.61	78925.63	-964.62	1879.95	1036.01
503	310	SX36	SLU_ENV_NL	Max	258911.41	77688.26	-1951.38	1096.51	1036.01
503	310	SX37	SLU_ENV_NL	Max	83632.30	25841.36	1394.31	1096.51	337.99
503	310	SX50	SLU_ENV_NL	Max	87417.91	26580.41	1984.09	1879.95	337.99
503	310	SX49	SLU_ENV_NL	Min	-232555.94	-70756.31	-1542.80	-3726.52	-335.00
503	310	SX36	SLU_ENV_NL	Min	-236349.18	-70765.37	-2132.59	-1322.94	-335.00
503	310	SX37	SLU_ENV_NL	Min	-282524.43	-83965.23	478.23	-1322.94	-1028.74
503	310	SX50	SLU_ENV_NL	Min	-278307.74	-83381.79	1464.98	-3726.52	-1028.74
504	311	SX182	SLU_ENV_NL	Max	1950.63	357.22	813.66	332.82	1.76
504	311	SX195	SLU_ENV_NL	Max	1031.47	2271.03	6624.19	215.98	1.76
504	311	SX194	SLU_ENV_NL	Max	-9473.89	-2629.89	6820.95	215.98	10.59
504	311	SX181	SLU_ENV_NL	Max	-8093.77	-4225.40	649.50	332.82	10.59
504	311	SX182	SLU_ENV_NL	Min	-732.22	-854.04	-2400.38	249.51	-14.88
504	311	SX195	SLU_ENV_NL	Min	-300.55	-2815.29	-2237.36	190.61	-14.88
504	311	SX194	SLU_ENV_NL	Min	-12671.83	-5931.38	-2401.52	190.61	2.66
504	311	SX181	SLU_ENV_NL	Min	-13985.94	-4421.12	-2203.62	249.51	2.66
505	312	SX181	SLU_ENV_NL	Max	-15021.50	-4541.56	4173.97	3926.88	327.56
505	312	SX194	SLU_ENV_NL	Max	-12353.80	-5830.48	440.88	8318.86	327.56
505	312	SX193	SLU_ENV_NL	Max	-49882.21	-16176.93	1446.01	8318.86	24.77
505	312	SX180	SLU_ENV_NL	Max	-54295.05	-15405.83	5179.09	3926.88	24.77
505	312	SX181	SLU_ENV_NL	Min	-21185.23	-8293.07	1432.54	1010.36	-31.64
505	312	SX194	SLU_ENV_NL	Min	-22575.29	-6615.80	-3184.27	634.50	-31.64
505	312	SX193	SLU_ENV_NL	Min	-315961.90	-93826.21	-3628.52	634.50	-331.56
505	312	SX180	SLU_ENV_NL	Min	-299576.61	-90949.67	988.28	1010.36	-331.56
506	313	SX27	SLU_ENV_NL	Max	7627.41	1798.20	80.62	1030.84	-210.87
506	313	SX14	SLU_ENV_NL	Max	-2805.21	-1038.93	-2768.34	-1940.90	-210.87
506	313	SX15	SLU_ENV_NL	Max	-24768.78	-7400.34	-591.33	-1940.90	267.35
506	313	SX28	SLU_ENV_NL	Max	-13058.47	-4113.78	2257.63	1030.84	267.35
506	313	SX27	SLU_ENV_NL	Min	2411.90	-1344.80	-9665.09	853.56	-233.85
506	313	SX14	SLU_ENV_NL	Min	-7306.57	-3781.39	-10906.98	-2148.87	-233.85
506	313	SX15	SLU_ENV_NL	Min	-38898.87	-12653.89	-9895.99	-2148.87	239.49
506	313	SX28	SLU_ENV_NL	Min	-14060.74	-5685.39	-8654.11	853.56	239.49
507	314	SX28	SLU_ENV_NL	Max	3295.98	-626.16	229.96	2450.43	854.48
507	314	SX15	SLU_ENV_NL	Max	-10908.64	-4132.03	1614.55	1340.20	854.48
507	314	SX16	SLU_ENV_NL	Max	-100861.63	-30096.19	-2215.49	1340.20	592.65
507	314	SX29	SLU_ENV_NL	Max	-33184.83	-11246.86	-3012.39	2450.43	592.65
507	314	SX28	SLU_ENV_NL	Min	-28131.22	-8459.71	-8534.18	-11401.60	-471.21
507	314	SX15	SLU_ENV_NL	Min	-40053.44	-12138.63	-10098.53	-5101.65	-471.21
507	314	SX16	SLU_ENV_NL	Min	-174166.89	-53279.96	-4576.74	-5101.65	-940.46
507	314	SX29	SLU_ENV_NL	Min	-234085.50	-70448.40	-3600.08	-11401.60	-940.46
508	315	SX29	SLU_ENV_NL	Max	86684.16	25521.90	-2651.29	3527.38	149.70
508	315	SX16	SLU_ENV_NL	Max	76206.58	22092.67	-3472.97	1489.98	149.70
508	315	SX17	SLU_ENV_NL	Max	244460.62	74137.03	3422.27	1489.98	886.42
508	315	SX30	SLU_ENV_NL	Max	258140.28	77253.14	4387.45	3527.38	886.42
508	315	SX29	SLU_ENV_NL	Min	-282407.42	-85714.12	-3317.50	-1659.78	-863.77
508	315	SX16	SLU_ENV_NL	Min	-293748.49	-88261.77	-4282.67	-1339.24	-863.77
508	315	SX17	SLU_ENV_NL	Min	-246680.32	-73163.87	3174.38	-1339.24	-125.65
508	315	SX30	SLU_ENV_NL	Min	-235233.42	-70578.15	3996.06	-1659.78	-125.65
509	841	DX184	SLU_ENV_NL	Max	30349.29	11950.69	1251.48	5157.38	-12.07
509	841	DX171	SLU_ENV_NL	Max	34400.67	11312.66	5008.92	2840.53	-12.07
509	841	DX172	SLU_ENV_NL	Max	198400.56	60839.32	4558.82	2840.53	165.73
509	841	DX185	SLU_ENV_NL	Max	202280.38	59489.35	1372.41	5157.38	165.73
509	841	DX184	SLU_ENV_NL	Min	11974.06	3027.21	-3989.37	1873.36	-182.02
509	841	DX171	SLU_ENV_NL	Min	15222.45	6562.44	4247.71	1679.11	-182.02
509	841	DX172	SLU_ENV_NL	Min	116969.24	34296.62	4368.64	1679.11	17.08
509	841	DX185	SLU_ENV_NL	Min	113672.99	35161.55	-4439.47	1873.36	17.08
510	316	SX32	SLU_ENV_NL	Max	-16661.50	-6320.03	-766.25	-1553.54	2762.33
510	316	SX19	SLU_ENV_NL	Max	-22120.47	-6503.53	-897.23	3219.36	2762.33
510	316	SX20	SLU_ENV_NL	Max	47785.84	15023.77	32.29	3219.36	-1716.16
510	316	SX33	SLU_ENV_NL	Max	46294.46	13173.05	344.30	-1553.54	-1716.16
510	316	SX32	SLU_ENV_NL	Min	-45735.78	-14833.02	-772.76	-3224.93	1704.95
510	316	SX19	SLU_ENV_NL	Min	-49204.54	-13881.00	-1278.05	2433.72	1704.95
510	316	SX20	SLU_ENV_NL	Min	-18768.78	-5351.75	-167.50	2433.72	-2766.94
510	316	SX33	SLU_ENV_NL	Min	-21207.27	-6687.67	156.76	-3224.93	-2766.94
511	317	SX33	SLU_ENV_NL	Max	46294.40	13173.03	-156.87	3362.58	-1716.18
511	317	SX20	SLU_ENV_NL	Max	47785.48	15023.66	69.55	-2433.78	-1716.18
511	317	SX21	SLU_ENV_NL	Max	-31876.50	-9551.82	1344.75	-2433.78	2938.97
511	317	SX34	SLU_ENV_NL	Max	-25956.90	-9010.48	817.51	3362.58	2938.97
511	317	SX33	SLU_ENV_NL	Min	-16228.23	-5154.90	-457.70	1553.58	-2941.61
511	317	SX20	SLU_ENV_NL	Min	-13975.51	-3952.83	-32.38	-3491.24	-2941.61
511	317	SX21	SLU_ENV_NL	Min	-49205.03	-13881.16	897.35	-3491.24	1704.98
511	317	SX34	SLU_ENV_NL	Min	-45735.83	-14833.04	772.87	1553.58	1704.98
512	842	DX170	SLU_ENV_NL	Max	877.38	-609.07	1627.79	925.09	-18.06
512	842	DX157	SLU_ENV_NL	Max	1850.94	2095.33	1480.62	144.58	-18.06
512	842	DX158	SLU_ENV_NL	Max	21605.40	4370.26	1233.50	144.58	68.46
512	842	DX171	SLU_ENV_NL	Max	27431.01	7814.40	2014.60	925.09	68.46
512	842	DX170	SLU_ENV_NL	Min	-1557.45	-2636.82	360.08	144.63	-48.66
512	842	DX157	SLU_ENV_NL	Min	-1779.81	-3104.25	-767.47	116.17	-48.66
512	842	DX158	SLU_ENV_NL	Min	8102.71	3745.03	-380.66	116.17	-13.79



Autorità Portuale di Taranto
Interventi per il dragaggio di 2,3 M³ di sedimenti in area Molo Polisettoriale e per la realizzazione di un primo lotto della cassa di colmata funzionale all'ampliamento del V Sporgente del Porto di Taranto

Allegati alla relazione di calcolo strutturale allineamento "BC"

Data 05/2016
Rev. B
c.d.c.: C296A
514B



512	842	DX171	SLU_ENV_NL	Min	4366.47	-1075.51	112.95	144.63	-13.79
513	318	SX36	SLU_ENV_NL	Max	258140.29	77253.13	-4082.02	1529.05	886.48
513	318	SX23	SLU_ENV_NL	Max	244461.52	74137.30	-3233.13	1448.24	886.48
513	318	SX24	SLU_ENV_NL	Max	72548.25	20980.75	4282.36	1448.24	47.08
513	318	SX37	SLU_ENV_NL	Max	83152.14	24446.03	3317.18	1529.05	47.08
513	318	SX36	SLU_ENV_NL	Min	-236320.08	-70873.62	-4387.16	-3527.46	-22.34
513	318	SX23	SLU_ENV_NL	Min	-248110.24	-73595.11	-3421.98	-1489.91	-22.34
513	318	SX24	SLU_ENV_NL	Min	-293748.58	-88261.82	3552.33	-1489.91	-863.84
513	318	SX37	SLU_ENV_NL	Min	-282408.61	-85714.47	2703.44	-3527.46	-863.84
514	319	SX195	SLU_ENV_NL	Max	1079.31	2314.18	6597.60	324.90	0.28
514	319	SX208	SLU_ENV_NL	Max	107.02	376.31	1309.06	184.53	0.28
514	319	SX207	SLU_ENV_NL	Max	-11323.21	-1688.95	1528.98	184.53	8.91
514	319	SX194	SLU_ENV_NL	Max	-9548.08	-1608.87	6817.51	324.90	8.91
514	319	SX195	SLU_ENV_NL	Min	-7.84	-1116.00	-2331.89	242.02	-18.65
514	319	SX208	SLU_ENV_NL	Min	-1081.96	-219.16	-1090.66	183.23	-18.65
514	319	SX207	SLU_ENV_NL	Min	-11458.19	-3889.50	-1111.61	183.23	2.61
514	319	SX194	SLU_ENV_NL	Min	-11216.09	-2954.51	-2352.84	242.02	2.61
515	320	SX194	SLU_ENV_NL	Max	-11619.61	-1736.05	2154.52	8458.26	-37.44
515	320	SX207	SLU_ENV_NL	Max	7551.59	4069.92	6224.21	3778.48	-37.44
515	320	SX206	SLU_ENV_NL	Max	-42421.97	-13785.49	2275.00	3778.48	396.02
515	320	SX193	SLU_ENV_NL	Max	-48544.57	-13365.27	-1794.70	8458.26	396.02
515	320	SX194	SLU_ENV_NL	Min	-22866.69	-7006.03	-3197.16	992.50	-306.30
515	320	SX207	SLU_ENV_NL	Min	-8251.75	-2961.94	-249.67	530.14	-306.30
515	320	SX206	SLU_ENV_NL	Min	-270299.11	-79941.65	-825.85	530.14	31.95
515	320	SX193	SLU_ENV_NL	Min	-316373.91	-95780.67	-3773.34	992.50	31.95
516	321	SX14	SLU_ENV_NL	Max	1533.79	5271.79	-1742.98	-209.58	-76.85
516	321	SX1	SLU_ENV_NL	Max	-1410.83	4314.61	2194.40	-1247.81	-76.85
516	321	SX2	SLU_ENV_NL	Max	-35669.22	-7874.46	3026.49	-1247.81	116.05
516	321	SX15	SLU_ENV_NL	Max	-26769.38	-5916.41	-1844.37	-209.58	116.05
516	321	SX14	SLU_ENV_NL	Min	-4261.33	-2944.65	-10879.29	-215.45	-120.74
516	321	SX1	SLU_ENV_NL	Min	-4024.43	-1791.53	-6638.04	-1702.05	-120.74
516	321	SX2	SLU_ENV_NL	Min	-42694.96	-13161.08	-6739.44	-1702.05	88.52
516	321	SX15	SLU_ENV_NL	Min	-41851.13	-13180.71	-10047.20	-215.45	88.52
517	322	SX15	SLU_ENV_NL	Max	-21358.89	-7034.62	-1260.95	-939.64	129.47
517	322	SX2	SLU_ENV_NL	Max	-42947.03	-10110.71	1308.45	-2991.17	129.47
517	322	SX3	SLU_ENV_NL	Max	-127420.33	-37194.77	2821.72	-2991.17	191.91
517	322	SX16	SLU_ENV_NL	Max	-108162.45	-32013.99	521.60	-939.64	191.91
517	322	SX15	SLU_ENV_NL	Min	-31907.88	-7405.06	-8336.51	-4537.41	-160.36
517	322	SX2	SLU_ENV_NL	Min	-42980.34	-13245.11	-7268.59	-3440.35	-160.36
517	322	SX3	SLU_ENV_NL	Min	-177485.80	-52465.10	-5486.03	-3440.35	-88.35
517	322	SX16	SLU_ENV_NL	Min	-163121.60	-48393.88	-6823.25	-4537.41	-88.35
518	323	SX16	SLU_ENV_NL	Max	76664.81	23534.55	-2352.06	3106.37	-76.72
518	323	SX3	SLU_ENV_NL	Max	68210.89	21251.41	-1639.95	1879.24	-76.72
518	323	SX4	SLU_ENV_NL	Max	236224.48	70699.70	3186.39	1879.24	534.15
518	323	SX17	SLU_ENV_NL	Max	243566.02	72698.42	2331.28	3106.37	534.15
518	323	SX16	SLU_ENV_NL	Min	-293001.99	-87316.80	-2957.08	-1407.19	-519.99
518	323	SX3	SLU_ENV_NL	Min	-299137.48	-88858.96	-2101.97	-1606.74	-519.99
518	323	SX4	SLU_ENV_NL	Min	-256018.41	-76745.94	2461.68	-1606.74	94.70
518	323	SX17	SLU_ENV_NL	Min	-247116.07	-74530.82	1749.57	-1407.19	94.70
519	843	DX171	SLU_ENV_NL	Max	35555.99	10287.33	3647.42	6331.61	-143.52
519	843	DX158	SLU_ENV_NL	Max	14292.09	2140.83	-1018.03	529.68	-143.52
519	843	DX159	SLU_ENV_NL	Max	130613.68	41042.75	4194.02	529.68	471.80
519	843	DX172	SLU_ENV_NL	Max	192343.94	55908.65	7403.73	6331.61	471.80
519	843	DX171	SLU_ENV_NL	Min	18829.27	3327.11	2191.68	2778.43	-399.04
519	843	DX158	SLU_ENV_NL	Min	-16278.31	-3633.06	-2062.36	434.51	-399.04
519	843	DX159	SLU_ENV_NL	Min	84033.26	24164.08	665.54	434.51	208.29
519	843	DX172	SLU_ENV_NL	Min	115851.97	35448.80	6375.32	2778.43	208.29
520	324	SX19	SLU_ENV_NL	Max	-23519.83	-6643.17	-515.29	-574.96	1214.57
520	324	SX6	SLU_ENV_NL	Max	-25387.05	-6558.96	-4.67	1508.50	1214.57
520	324	SX7	SLU_ENV_NL	Max	49117.02	14877.87	160.91	1508.50	-893.87
520	324	SX20	SLU_ENV_NL	Max	48552.08	14613.34	-47.78	-574.96	-893.87
520	324	SX19	SLU_ENV_NL	Min	-50417.99	-14961.29	-594.62	-1380.85	893.76
520	324	SX6	SLU_ENV_NL	Min	-52391.07	-15196.56	-328.44	1454.17	893.76
520	324	SX7	SLU_ENV_NL	Min	-15773.34	-4526.29	139.07	1454.17	-1217.90
520	324	SX20	SLU_ENV_NL	Min	-17388.16	-5274.59	-429.04	-1380.85	-1217.90
521	325	SX20	SLU_ENV_NL	Max	48551.76	14613.25	47.67	1433.49	-893.89
521	325	SX7	SLU_ENV_NL	Max	49116.34	14877.66	-139.19	-1508.54	-893.89
521	325	SX8	SLU_ENV_NL	Max	-36616.60	-10006.60	407.10	-1508.54	1320.78
521	325	SX21	SLU_ENV_NL	Max	-33325.23	-9568.33	964.00	1433.49	1320.78
521	325	SX20	SLU_ENV_NL	Min	-12479.90	-3780.07	17.37	574.98	-1320.37
521	325	SX7	SLU_ENV_NL	Min	-12087.74	-3442.66	-539.53	-1644.78	-1320.37
521	325	SX8	SLU_ENV_NL	Min	-52392.04	-15196.84	328.56	-1644.78	893.77
521	325	SX21	SLU_ENV_NL	Min	-50418.52	-14961.43	515.42	574.98	893.77
522	844	DX157	SLU_ENV_NL	Max	1758.70	421.57	1438.44	964.13	-2.35
522	844	DX144	SLU_ENV_NL	Max	-1447.19	182.38	1265.73	271.61	-2.35
522	844	DX145	SLU_ENV_NL	Max	21552.68	6907.15	1699.73	271.61	52.41
522	844	DX158	SLU_ENV_NL	Max	25303.31	7334.39	1872.44	964.13	52.41
522	844	DX157	SLU_ENV_NL	Min	226.44	-18.33	-806.90	223.12	-51.50
522	844	DX144	SLU_ENV_NL	Min	-1876.13	-733.40	33.45	122.33	-51.50
522	844	DX145	SLU_ENV_NL	Min	4328.02	1166.96	342.54	122.33	12.77
522	844	DX158	SLU_ENV_NL	Min	8994.30	2615.60	-497.81	223.12	12.77



Autorità Portuale di Taranto
Interventi per il dragaggio di 2,3 M m³ di sedimenti in area Molo Polisettoriale e per la realizzazione di un primo lotto della cassa di colmata funzionale all'ampliamento del V Sporgente del Porto di Taranto

Allegati alla relazione di calcolo strutturale allineamento "BC"

Data 05/2016
Rev. B
c.d.c.: C296A
514B



523	326	SX23	SLU_ENV_NL	Max	243566.92	72698.71	-1750.08	1318.97	534.12
523	326	SX10	SLU_ENV_NL	Max	236223.66	70699.44	-2462.19	1676.47	534.12
523	326	SX11	SLU_ENV_NL	Max	64695.75	20212.37	2073.95	1676.47	-144.42
523	326	SX24	SLU_ENV_NL	Max	73088.58	22510.47	2973.88	1318.97	-144.42
523	326	SX23	SLU_ENV_NL	Min	-248609.98	-74989.51	-2329.67	-3106.33	162.68
523	326	SX10	SLU_ENV_NL	Min	-257640.23	-77259.31	-3229.60	-1879.28	162.68
523	326	SX11	SLU_ENV_NL	Min	-299139.31	-88859.54	1640.48	-1879.28	-519.96
523	326	SX24	SLU_ENV_NL	Min	-293002.04	-87316.80	2352.59	-3106.33	-519.96
524	327	SX208	SLU_ENV_NL	Max	378.98	1280.69	1590.39	313.74	8.10
524	327	SX221	SLU_ENV_NL	Max	2438.00	1482.88	2981.85	189.79	8.10
524	327	SX220	SLU_ENV_NL	Max	-7566.14	-1790.47	2571.31	189.79	17.49
524	327	SX207	SLU_ENV_NL	Max	-10635.83	-2191.57	1179.85	313.74	17.49
524	327	SX208	SLU_ENV_NL	Min	-1950.77	-2264.63	-1086.20	252.35	-20.75
524	327	SX221	SLU_ENV_NL	Min	-108.29	-1183.04	-201.26	141.60	-20.75
524	327	SX220	SLU_ENV_NL	Min	-10354.34	-4426.59	-270.63	141.60	5.09
524	327	SX207	SLU_ENV_NL	Min	-12590.99	-5720.05	-1155.57	252.35	5.09
525	328	SX207	SLU_ENV_NL	Max	2901.10	-1086.56	3199.99	6187.46	-51.11
525	328	SX220	SLU_ENV_NL	Max	-10327.65	-2604.78	589.63	5293.38	-51.11
525	328	SX219	SLU_ENV_NL	Max	-42631.00	-14063.83	1792.89	5293.38	64.54
525	328	SX206	SLU_ENV_NL	Max	-41120.26	-11323.60	4403.25	6187.46	64.54
525	328	SX207	SLU_ENV_NL	Min	-8384.14	-1526.05	-671.32	957.85	-69.64
525	328	SX220	SLU_ENV_NL	Min	-11518.97	-4766.00	-762.70	409.58	-69.64
525	328	SX219	SLU_ENV_NL	Min	-275784.07	-81652.22	-598.00	409.58	31.17
525	328	SX206	SLU_ENV_NL	Min	-267705.98	-81643.03	-506.62	957.85	31.17
526	329	SX221	SLU_ENV_NL	Max	2045.60	1285.20	2552.08	311.43	1.49
526	329	SX234	SLU_ENV_NL	Max	-390.10	1649.77	3164.02	207.11	1.49
526	329	SX233	SLU_ENV_NL	Max	-9073.98	-1745.62	3608.74	207.11	9.12
526	329	SX220	SLU_ENV_NL	Max	-7811.75	-1554.30	2996.79	311.43	9.12
526	329	SX221	SLU_ENV_NL	Min	408.12	326.30	-231.59	239.16	-25.34
526	329	SX234	SLU_ENV_NL	Min	-895.78	-1296.05	-535.15	81.80	-25.34
526	329	SX233	SLU_ENV_NL	Min	-11875.49	-3839.54	-584.46	81.80	6.30
526	329	SX220	SLU_ENV_NL	Min	-9268.59	-2760.61	-280.90	239.16	6.30
527	330	SX220	SLU_ENV_NL	Max	-11464.46	-2223.26	1717.06	7488.41	-54.15
527	330	SX233	SLU_ENV_NL	Max	329.17	1967.23	4933.84	3321.56	-54.15
527	330	SX232	SLU_ENV_NL	Max	-32255.90	-10759.30	2776.81	3321.56	341.85
527	330	SX219	SLU_ENV_NL	Max	-41016.30	-11042.51	-439.97	7488.41	341.85
527	330	SX220	SLU_ENV_NL	Min	-13773.82	-4600.68	-355.02	947.20	-283.49
527	330	SX233	SLU_ENV_NL	Min	-6481.35	-3051.55	-484.78	237.73	-283.49
527	330	SX232	SLU_ENV_NL	Min	-244832.72	-72092.46	-1287.38	237.73	52.33
527	330	SX219	SLU_ENV_NL	Min	-273350.93	-83033.08	-1157.62	947.20	52.33
528	331	DX3	SLU_ENV_NL	Max	317678.61	95409.37	2472.01	1283.89	598.10
528	331	SX3	SLU_ENV_NL	Max	315221.37	94670.17	137.18	1283.89	588.18
528	331	SX16	SLU_ENV_NL	Max	310378.11	93009.67	1503.68	2293.79	588.18
528	331	DX16	SLU_ENV_NL	Max	313544.49	93957.56	3838.51	2293.79	598.10
528	331	DX3	SLU_ENV_NL	Min	-212168.43	-63758.76	1614.69	-1328.73	-603.49
528	331	SX3	SLU_ENV_NL	Min	-224847.51	-67563.17	-2027.79	-1328.73	-608.84
528	331	SX16	SLU_ENV_NL	Min	-230279.96	-68975.07	-3091.31	-2351.56	-608.84
528	331	DX16	SLU_ENV_NL	Min	-218293.59	-65379.85	551.17	-2351.56	-603.49
529	332	DX16	SLU_ENV_NL	Max	314072.28	94458.28	8595.54	412.80	1336.40
529	332	SX16	SLU_ENV_NL	Max	310982.83	93583.45	1744.60	412.80	1628.52
529	332	SX29	SLU_ENV_NL	Max	308839.39	92363.22	2242.02	3189.39	1628.52
529	332	DX29	SLU_ENV_NL	Max	311599.00	93243.11	9092.96	3189.39	1336.40
529	332	DX16	SLU_ENV_NL	Min	-218901.65	-65964.74	815.38	-709.79	-1647.85
529	332	SX16	SLU_ENV_NL	Min	-230810.71	-69485.66	-5571.15	-709.79	-1356.46
529	332	SX29	SLU_ENV_NL	Min	-236180.76	-70611.78	-5810.03	-2991.89	-1356.46
529	332	DX29	SLU_ENV_NL	Min	-224569.55	-67076.62	576.50	-2991.89	-1647.85
530	333	DX29	SLU_ENV_NL	Max	312276.35	93887.02	6081.12	334.17	1149.99
530	333	SX29	SLU_ENV_NL	Max	309758.55	93238.28	4199.25	334.17	1749.10
530	333	SX42	SLU_ENV_NL	Max	307610.65	91972.48	2788.43	3305.21	1749.10
530	333	DX42	SLU_ENV_NL	Max	309351.01	92601.18	4670.31	3305.21	1149.99
530	333	DX29	SLU_ENV_NL	Min	-225491.31	-67960.34	-1407.59	-886.58	-1756.73
530	333	SX29	SLU_ENV_NL	Min	-236860.82	-71264.71	-2312.83	-886.58	-1158.03
530	333	SX42	SLU_ENV_NL	Min	-242268.94	-72474.22	-1018.71	-2842.53	-1158.03
530	333	DX42	SLU_ENV_NL	Min	-231410.49	-69110.20	-113.47	-2842.53	-1756.73
531	334	DX42	SLU_ENV_NL	Max	309847.45	93074.67	3015.48	525.46	676.70
531	334	SX42	SLU_ENV_NL	Max	308506.50	92827.69	2752.59	525.46	1549.47
531	334	SX55	SLU_ENV_NL	Max	311926.06	93302.07	1875.54	3150.12	1549.47
531	334	DX55	SLU_ENV_NL	Max	311799.80	93419.51	1495.39	3150.12	676.70
531	334	DX42	SLU_ENV_NL	Min	-232306.90	-69967.28	-17.25	-1301.50	-1547.64
531	334	SX42	SLU_ENV_NL	Min	-242766.08	-72949.99	516.09	-1301.50	-675.77
531	334	SX55	SLU_ENV_NL	Min	-242268.62	-72560.42	1232.50	-2447.67	-675.77
531	334	DX55	SLU_ENV_NL	Min	-232218.96	-69390.48	1342.21	-2447.67	-1547.64
532	335	DX55	SLU_ENV_NL	Max	312080.30	93687.54	1642.19	624.73	356.84
532	335	SX55	SLU_ENV_NL	Max	312740.27	94080.15	2998.14	624.73	1450.74
532	335	SX68	SLU_ENV_NL	Max	313337.25	93743.11	4193.94	3083.74	1450.74
532	335	DX68	SLU_ENV_NL	Max	311374.43	93348.88	2838.00	3083.74	356.84
532	335	DX55	SLU_ENV_NL	Min	-233033.00	-70168.01	595.56	-1577.63	-1450.88
532	335	SX55	SLU_ENV_NL	Min	-242549.08	-72828.32	812.30	-1577.63	-357.36
532	335	SX68	SLU_ENV_NL	Min	-244023.22	-73143.36	-427.05	-2182.88	-357.36
532	335	DX68	SLU_ENV_NL	Min	-235557.35	-70409.10	-643.79	-2182.88	-1450.88
533	336	DX68	SLU_ENV_NL	Max	311503.44	93472.62	3213.81	677.89	119.81



Autorità Portuale di Taranto
Interventi per il dragaggio di 2,3 M³ di sedimenti in area Molo Polisettoriale e per la realizzazione di un primo lotto della cassa di colmata funzionale all'ampliamento del V Sporgente del Porto di Taranto

Allegati alla relazione di calcolo strutturale allineamento "BC"

Data 05/2016
Rev. B
c.d.c.: C296A
514B



533	336	SX68	SLU_ENV_NL	Max	314113.08	94484.88	4956.97	677.89	1409.09
533	336	SX81	SLU_ENV_NL	Max	318286.73	95235.06	5926.42	3061.92	1409.09
533	336	DX81	SLU_ENV_NL	Max	314114.96	94212.90	4183.26	3061.92	119.81
533	336	DX68	SLU_ENV_NL	Min	-236332.71	-71149.30	-1418.94	-1783.35	-1404.07
533	336	SX68	SLU_ENV_NL	Min	-244151.81	-73265.73	-421.22	-1783.35	-115.02
533	336	SX81	SLU_ENV_NL	Min	-241792.90	-72517.68	-1030.51	-1982.36	-115.02
533	336	DX81	SLU_ENV_NL	Min	-235185.23	-70306.08	-2028.23	-1982.36	-1404.07
534	337	DX81	SLU_ENV_NL	Max	314203.83	94299.14	3990.90	586.14	211.37
534	337	SX81	SLU_ENV_NL	Max	319085.30	95999.02	6705.44	586.14	1535.81
534	337	SX94	SLU_ENV_NL	Max	320962.33	96015.27	7111.05	3185.92	1535.81
534	337	DX94	SLU_ENV_NL	Max	315059.35	94479.81	4396.51	3185.92	211.37
534	337	DX81	SLU_ENV_NL	Min	-235982.94	-71067.18	-1987.40	-1708.40	-1531.94
534	337	SX81	SLU_ENV_NL	Min	-241880.66	-72600.20	182.85	-1708.40	-204.54
534	337	SX94	SLU_ENV_NL	Min	-241472.55	-72405.77	752.01	-2060.87	-204.54
534	337	DX94	SLU_ENV_NL	Min	-237405.93	-70949.48	-1418.24	-2060.87	-1531.94
535	338	DX94	SLU_ENV_NL	Max	315302.15	94712.32	4317.62	354.21	684.67
535	338	SX94	SLU_ENV_NL	Max	321875.59	96888.69	6076.94	354.21	1831.34
535	338	SX107	SLU_ENV_NL	Max	326304.56	97565.35	6140.50	3454.73	1831.34
535	338	DX107	SLU_ENV_NL	Max	316513.63	94832.41	4381.18	3454.73	684.67
535	338	DX94	SLU_ENV_NL	Min	-238318.43	-71820.36	2206.06	-1308.44	-1827.27
535	338	SX94	SLU_ENV_NL	Min	-241714.89	-72636.75	923.68	-1308.44	-686.74
535	338	SX107	SLU_ENV_NL	Min	-241978.65	-72471.31	1555.75	-2470.64	-686.74
535	338	DX107	SLU_ENV_NL	Min	-237825.10	-71022.70	2838.13	-2470.64	-1827.27
536	339	DX107	SLU_ENV_NL	Max	317018.31	95313.77	3849.36	25.60	1172.38
536	339	SX107	SLU_ENV_NL	Max	327410.23	98622.15	5651.69	25.60	2243.41
536	339	SX120	SLU_ENV_NL	Max	329025.25	98308.49	5394.93	3828.01	2243.41
536	339	DX120	SLU_ENV_NL	Max	316053.81	94607.87	3592.60	3828.01	1172.38
536	339	DX107	SLU_ENV_NL	Min	-238930.38	-72078.21	3282.01	-904.10	-2243.43
536	339	SX107	SLU_ENV_NL	Min	-242484.01	-72954.93	1912.95	-904.10	-1177.35
536	339	SX120	SLU_ENV_NL	Min	-245976.15	-73583.12	2067.37	-2895.39	-1177.35
536	339	DX120	SLU_ENV_NL	Min	-242141.94	-72243.49	3436.44	-2895.39	-2243.43
537	340	DX120	SLU_ENV_NL	Max	316785.05	95305.86	3418.14	-293.89	1519.85
537	340	SX120	SLU_ENV_NL	Max	330354.24	99578.61	4598.55	-293.89	2653.99
537	340	SX133	SLU_ENV_NL	Max	335314.72	100122.08	4949.44	4201.19	2653.99
537	340	DX133	SLU_ENV_NL	Max	318666.08	95329.48	2837.15	4201.19	1519.85
537	340	DX120	SLU_ENV_NL	Min	-243470.57	-73512.41	2486.26	-626.30	-2650.21
537	340	SX120	SLU_ENV_NL	Min	-246707.92	-74282.86	3077.62	-626.30	-1520.35
537	340	SX133	SLU_ENV_NL	Min	-248097.28	-74158.70	2333.10	-3202.74	-1520.35
537	340	DX133	SLU_ENV_NL	Min	-244215.90	-72793.53	2673.62	-3202.74	-2650.21
538	341	DX133	SLU_ENV_NL	Max	319693.50	96310.59	2853.11	-15.16	2263.98
538	341	SX133	SLU_ENV_NL	Max	336698.78	101702.26	3514.09	-15.16	3439.58
538	341	SX146	SLU_ENV_NL	Max	339104.38	101119.68	4485.86	4903.80	3439.58
538	341	DX146	SLU_ENV_NL	Max	320748.95	95822.14	4569.71	4903.80	2263.98
538	341	DX133	SLU_ENV_NL	Min	-245870.00	-74373.90	2329.68	-929.68	-3443.92
538	341	SX133	SLU_ENV_NL	Min	-249125.08	-75141.10	2769.26	-929.68	-2267.50
538	341	SX146	SLU_ENV_NL	Min	-252944.23	-75479.70	1569.94	-3855.40	-2267.50
538	341	DX146	SLU_ENV_NL	Min	-251139.10	-74728.84	385.53	-3855.40	-3443.92
539	342	DX146	SLU_ENV_NL	Max	321912.26	96933.04	2157.01	-246.20	2020.39
539	342	SX146	SLU_ENV_NL	Max	341011.76	102941.56	3843.81	-246.20	3586.34
539	342	SX159	SLU_ENV_NL	Max	347213.66	103526.06	8668.69	5064.50	3586.34
539	342	DX159	SLU_ENV_NL	Max	325013.42	97144.67	8433.53	5064.50	2020.39
539	342	DX146	SLU_ENV_NL	Min	-253046.82	-76551.83	1331.18	-1013.31	-3585.48
539	342	SX146	SLU_ENV_NL	Min	-254107.97	-76592.02	1566.34	-1013.31	-2021.32
539	342	SX159	SLU_ENV_NL	Min	-255354.54	-76246.73	-4411.51	-3671.37	-2021.32
539	342	DX159	SLU_ENV_NL	Min	-254559.78	-75730.15	-6098.30	-3671.37	-3585.48
540	343	DX159	SLU_ENV_NL	Max	268345.29	78979.04	25259.26	8621.84	8531.63
540	343	SX159	SLU_ENV_NL	Max	287564.39	85081.33	16013.32	8621.84	10975.35
540	343	SX172	SLU_ENV_NL	Max	258954.57	78874.36	20976.65	7991.60	10975.35
540	343	DX172	SLU_ENV_NL	Max	245007.93	75026.92	30222.59	7991.60	8531.63
540	343	DX159	SLU_ENV_NL	Min	-211810.67	-62362.37	-9695.65	-10624.32	-10991.44
540	343	SX159	SLU_ENV_NL	Min	-211350.76	-61884.99	-25454.91	-10624.32	-8558.34
540	343	SX172	SLU_ENV_NL	Min	-207847.21	-63874.40	-31241.45	-5861.19	-8558.34
540	343	DX172	SLU_ENV_NL	Min	-219538.49	-67042.37	-15482.20	-5861.19	-10991.44
541	344	DX172	SLU_ENV_NL	Max	240389.03	70864.01	24120.51	7346.85	7124.25
541	344	SX172	SLU_ENV_NL	Max	255337.18	75611.99	21400.29	7346.85	9032.22
541	344	SX185	SLU_ENV_NL	Max	242899.68	73859.07	19318.46	6434.77	9032.22
541	344	DX185	SLU_ENV_NL	Max	227778.54	69586.26	22038.67	6434.77	7124.25
541	344	DX172	SLU_ENV_NL	Min	-215924.19	-63790.31	-19343.72	-8877.24	-9035.94
541	344	SX172	SLU_ENV_NL	Min	-203230.06	-59717.32	-22771.94	-8877.24	-7132.53
541	344	SX185	SLU_ENV_NL	Min	-193763.29	-59380.69	-20969.16	-4735.16	-7132.53
541	344	DX185	SLU_ENV_NL	Min	-210941.53	-64269.41	-17540.94	-4735.16	-9035.94
542	345	DX185	SLU_ENV_NL	Max	223992.40	66175.55	20409.09	6469.99	6170.91
542	345	SX185	SLU_ENV_NL	Max	239832.01	71095.34	21034.09	6469.99	7378.77
542	345	SX198	SLU_ENV_NL	Max	236523.07	71811.18	19550.73	5108.72	7378.77
542	345	DX198	SLU_ENV_NL	Max	217441.25	66254.55	18925.74	5108.72	6170.91
542	345	DX185	SLU_ENV_NL	Min	-207874.13	-61506.56	-20851.79	-7395.21	-7375.87
542	345	SX185	SLU_ENV_NL	Min	-189977.23	-55970.22	-18752.05	-7395.21	-6165.60
542	345	SX198	SLU_ENV_NL	Min	-178499.89	-54572.91	-17482.81	-3984.68	-6165.60
542	345	DX198	SLU_ENV_NL	Min	-196109.25	-59688.46	-19582.54	-3984.68	-7375.87
543	346	DX198	SLU_ENV_NL	Max	214271.48	63398.99	20743.52	5840.45	5486.31
543	346	SX198	SLU_ENV_NL	Max	233833.18	69387.69	18046.99	5840.45	6359.99



Autorità Portuale di Taranto
Interventi per il dragaggio di 2,3 M m³ di sedimenti in area Molo Polisettoriale e per la realizzazione di un primo lotto della cassa di colmata funzionale all'ampliamento del V Sporgente del Porto di Taranto

Allegati alla relazione di calcolo strutturale allineamento "BC"

Data 05/2016
Rev. B
c.d.c.: C296A
514B



543	346	SX211	SLU_ENV_NL	Max	221847.56	67316.53	17176.57	4313.76	6359.99
543	346	DX211	SLU_ENV_NL	Max	204113.95	62116.64	19873.10	4313.76	5486.31
543	346	DX198	SLU_ENV_NL	Min	-193419.68	-57266.03	-17496.05	-6469.66	-6364.45
543	346	SX198	SLU_ENV_NL	Min	-175330.25	-51717.82	-21284.40	-6469.66	-5495.24
543	346	SX211	SLU_ENV_NL	Min	-169939.95	-51863.24	-20679.10	-3465.95	-5495.24
543	346	DX211	SLU_ENV_NL	Min	-191987.10	-58356.00	-16890.75	-3465.95	-6364.45
544	347	DX211	SLU_ENV_NL	Max	201404.38	59675.33	18555.42	5319.04	4933.80
544	347	SX211	SLU_ENV_NL	Max	219442.16	65148.71	18189.14	5319.04	5381.91
544	347	SX224	SLU_ENV_NL	Max	214542.68	65046.74	17349.68	3538.82	5381.91
544	347	DX224	SLU_ENV_NL	Max	195729.35	59464.79	17715.97	3538.82	4933.80
544	347	DX211	SLU_ENV_NL	Min	-189582.53	-56190.91	-19029.26	-5583.11	-5381.96
544	347	SX211	SLU_ENV_NL	Min	-167230.78	-49423.26	-19080.39	-5583.11	-4934.14
544	347	SX224	SLU_ENV_NL	Min	-159753.58	-48672.05	-18473.49	-3043.62	-4934.14
544	347	DX224	SLU_ENV_NL	Min	-182424.51	-55411.20	-18422.36	-3043.62	-5381.96
545	348	DX224	SLU_ENV_NL	Max	193379.59	57347.70	18737.05	4967.08	4568.68
545	348	SX224	SLU_ENV_NL	Max	212349.36	63070.22	16608.78	4967.08	4800.94
545	348	SX237	SLU_ENV_NL	Max	203227.69	61602.90	16016.74	3096.37	4800.94
545	348	DX237	SLU_ENV_NL	Max	185857.39	56423.40	18145.01	3096.37	4568.68
545	348	DX224	SLU_ENV_NL	Min	-180231.80	-53436.71	-17613.90	-5043.85	-4804.52
545	348	SX224	SLU_ENV_NL	Min	-157404.14	-46556.02	-20542.46	-5043.85	-4575.23
545	348	SX237	SLU_ENV_NL	Min	-153189.56	-46622.09	-20130.87	-2782.00	-4575.23
545	348	DX237	SLU_ENV_NL	Min	-178180.66	-54087.03	-17202.32	-2782.00	-4804.52
546	349	DX237	SLU_ENV_NL	Max	183788.89	54559.53	17388.67	4601.22	4188.35
546	349	SX237	SLU_ENV_NL	Max	201206.07	59780.87	16567.74	4601.22	4161.89
546	349	SX250	SLU_ENV_NL	Max	196273.47	59463.00	15929.76	2596.43	4161.89
546	349	DX250	SLU_ENV_NL	Max	178922.36	54253.84	16750.69	2596.43	4188.35
546	349	DX237	SLU_ENV_NL	Min	-176159.80	-52267.53	-18443.03	-4458.71	-4163.18
546	349	SX237	SLU_ENV_NL	Min	-151121.49	-44759.66	-19350.26	-4458.71	-4190.40
546	349	SX250	SLU_ENV_NL	Min	-145815.73	-44321.51	-18906.80	-2499.41	-4190.40
546	349	DX250	SLU_ENV_NL	Min	-170854.53	-51836.77	-17999.57	-2499.41	-4163.18
547	350	DX250	SLU_ENV_NL	Max	177113.90	52624.34	17012.91	4250.04	3818.12
547	350	SX250	SLU_ENV_NL	Max	194425.48	57797.70	15561.85	4250.04	3674.53
547	350	SX263	SLU_ENV_NL	Max	188740.67	57152.15	14837.19	2221.18	3674.53
547	350	DX263	SLU_ENV_NL	Max	171940.47	52091.97	16288.25	2221.18	3818.12
547	350	DX250	SLU_ENV_NL	Min	-169007.04	-50173.12	-17921.40	-4008.96	-3677.04
547	350	SX250	SLU_ENV_NL	Min	-144007.61	-42693.12	-19664.10	-4008.96	-3821.67
547	350	SX263	SLU_ENV_NL	Min	-140198.25	-42568.63	-19097.81	-2224.36	-3821.67
547	350	DX263	SLU_ENV_NL	Min	-165356.89	-50136.06	-17355.11	-2224.36	-3677.04
548	351	DX263	SLU_ENV_NL	Max	170388.62	50693.46	15586.50	3812.36	3336.89
548	351	SX263	SLU_ENV_NL	Max	187087.31	55660.94	14147.73	3812.36	3048.43
548	351	SX276	SLU_ENV_NL	Max	176498.22	53414.71	14002.65	1722.72	3048.43
548	351	DX276	SLU_ENV_NL	Max	166392.01	50340.73	15441.42	1722.72	3336.89
548	351	DX263	SLU_ENV_NL	Min	-163705.03	-48649.86	-14817.03	-3446.57	-3051.33
548	351	SX263	SLU_ENV_NL	Min	-138646.88	-41171.71	-20866.10	-3446.57	-3350.31
548	351	SX276	SLU_ENV_NL	Min	-135190.28	-40979.43	-20891.95	-1854.76	-3350.31
548	351	DX276	SLU_ENV_NL	Min	-166123.13	-50298.59	-14842.88	-1854.76	-3051.33
549	352	DX276	SLU_ENV_NL	Max	131945.93	39271.59	17258.69	3735.30	3693.44
549	352	SX276	SLU_ENV_NL	Max	138983.82	41336.31	14799.88	3735.30	3221.52
549	352	SX289	SLU_ENV_NL	Max	127487.36	38605.05	14377.98	2202.61	3221.52
549	352	DX289	SLU_ENV_NL	Max	124803.63	37753.28	16836.79	2202.61	3693.44
549	352	DX276	SLU_ENV_NL	Min	-132562.26	-39412.29	-16689.34	-3260.93	-3225.45
549	352	SX276	SLU_ENV_NL	Min	-107047.20	-31802.96	-22443.98	-3260.93	-3703.22
549	352	SX289	SLU_ENV_NL	Min	-104797.45	-31750.44	-21938.00	-2533.05	-3703.22
549	352	DX289	SLU_ENV_NL	Min	-133283.16	-40341.33	-16183.35	-2533.05	-3225.45
550	353	DX289	SLU_ENV_NL	Max	123708.76	36870.15	14414.10	3258.29	3169.75
550	353	SX289	SLU_ENV_NL	Max	126174.71	37546.13	13111.21	3258.29	2503.77
550	353	SX302	SLU_ENV_NL	Max	123346.39	37310.20	11663.24	1617.36	2503.77
550	353	DX302	SLU_ENV_NL	Max	118581.74	35817.00	12966.13	1617.36	3169.75
550	353	DX289	SLU_ENV_NL	Min	-131971.21	-39284.76	-17223.28	-2628.10	-2505.89
550	353	SX289	SLU_ENV_NL	Min	-103703.08	-30868.98	-16562.53	-2628.10	-3168.47
550	353	SX302	SLU_ENV_NL	Min	-101531.96	-30701.53	-14782.51	-2113.09	-3168.47
550	353	DX302	SLU_ENV_NL	Min	-125565.91	-37976.37	-15443.26	-2113.09	-2505.89
551	354	DX302	SLU_ENV_NL	Max	117732.78	35132.17	12018.42	2801.99	2659.34
551	354	SX302	SLU_ENV_NL	Max	122232.72	36412.70	10109.88	2801.99	1935.27
551	354	SX315	SLU_ENV_NL	Max	119018.95	35962.80	8880.26	1154.43	1935.27
551	354	DX315	SLU_ENV_NL	Max	112736.35	34008.57	10788.80	1154.43	2659.34
551	354	DX302	SLU_ENV_NL	Min	-124452.11	-37078.47	-13548.85	-2128.28	-1938.33
551	354	SX302	SLU_ENV_NL	Min	-100683.42	-30018.13	-13810.10	-2128.28	-2659.15
551	354	SX315	SLU_ENV_NL	Min	-100036.74	-30197.92	-12301.99	-1705.21	-2659.15
551	354	DX315	SLU_ENV_NL	Min	-119917.82	-36232.51	-12040.74	-1705.21	-1938.33
552	355	DX315	SLU_ENV_NL	Max	112091.17	33488.22	8696.49	2383.57	2189.96
552	355	SX315	SLU_ENV_NL	Max	118092.51	35216.23	8515.68	2383.57	1438.92
552	355	SX328	SLU_ENV_NL	Max	116554.55	35177.89	7452.11	746.52	1438.92
552	355	DX328	SLU_ENV_NL	Max	110082.66	33163.93	7632.91	746.52	2189.96
552	355	DX315	SLU_ENV_NL	Min	-118991.25	-35485.51	-11069.67	-1692.32	-1438.90
552	355	SX315	SLU_ENV_NL	Min	-99391.80	-29678.40	-10364.63	-1692.32	-2188.59
552	355	SX328	SLU_ENV_NL	Min	-97207.84	-29301.49	-8975.65	-1327.06	-2188.59
552	355	DX328	SLU_ENV_NL	Min	-114150.48	-34457.01	-9680.69	-1327.06	-1438.90
553	356	DX328	SLU_ENV_NL	Max	109604.22	32777.96	7562.14	1955.99	1704.53
553	356	SX328	SLU_ENV_NL	Max	115810.74	34578.65	5718.46	1955.99	1062.49
553	356	SX341	SLU_ENV_NL	Max	114835.37	34615.18	4755.51	439.30	1062.49



Autorità Portuale di Taranto
Interventi per il dragaggio di 2,3 M m³ di sedimenti in area Molo Polisettoriale e per la realizzazione di un primo lotto della cassa di colmata funzionale all'ampliamento del V Sporgente del Porto di Taranto

Allegati alla relazione di calcolo strutturale allineamento "BC"

Data 05/2016
Rev. B
c.d.c.: C296A
514B



553	356	DX341	SLU_ENV_NL	Max	105988.70	31899.92	6599.19	439.30	1704.53
553	356	DX328	SLU_ENV_NL	Min	-113406.44	-33857.00	-8295.17	-1364.31	-1065.78
553	356	SX328	SLU_ENV_NL	Min	-96729.67	-28916.42	-7746.43	-1364.31	-1703.10
553	356	SX341	SLU_ENV_NL	Min	-97244.70	-29275.89	-6461.28	-931.83	-1703.10
553	356	DX341	SLU_ENV_NL	Min	-109417.52	-32990.19	-7010.02	-931.83	-1065.78
554	357	DX341	SLU_ENV_NL	Max	105642.78	31620.06	6710.84	1551.93	1242.00
554	357	SX341	SLU_ENV_NL	Max	114272.66	34161.89	2794.62	1551.93	740.59
554	357	SX354	SLU_ENV_NL	Max	113464.98	34159.40	1418.37	175.47	740.59
554	357	DX354	SLU_ENV_NL	Max	98390.40	29589.90	5334.59	175.47	1242.00
554	357	DX341	SLU_ENV_NL	Min	-108854.61	-32536.20	-5710.69	-1085.46	-747.31
554	357	SX341	SLU_ENV_NL	Min	-96899.61	-28998.79	-5233.46	-1085.46	-1240.91
554	357	SX354	SLU_ENV_NL	Min	-101984.40	-30666.41	-4132.59	-552.23	-1240.91
554	357	DX354	SLU_ENV_NL	Min	-106045.16	-31933.73	-4609.82	-552.23	-747.31
555	358	DX354	SLU_ENV_NL	Max	98197.69	29434.67	-777.50	1204.49	842.39
555	358	SX354	SLU_ENV_NL	Max	113067.01	33838.89	3529.80	1204.49	268.61
555	358	SX367	SLU_ENV_NL	Max	112962.74	33970.03	2412.49	-222.09	268.61
555	358	DX367	SLU_ENV_NL	Max	104641.49	31417.09	-1894.81	-222.09	842.39
555	358	DX354	SLU_ENV_NL	Min	-105646.99	-31612.53	-3689.31	-675.19	-260.93
555	358	SX354	SLU_ENV_NL	Min	-101791.60	-30510.92	-3059.40	-675.19	-840.97
555	358	SX367	SLU_ENV_NL	Min	-94576.36	-28399.47	-2187.08	-226.42	-840.97
555	358	DX367	SLU_ENV_NL	Min	-103298.92	-31071.24	-2816.99	-226.42	-260.93
556	359	DX367	SLU_ENV_NL	Max	104569.25	31360.08	-1129.82	926.09	520.64
556	359	SX367	SLU_ENV_NL	Max	112702.69	33760.74	919.18	926.09	117.85
556	359	SX380	SLU_ENV_NL	Max	113294.79	34038.50	714.55	45.00	117.85
556	359	DX380	SLU_ENV_NL	Max	107186.89	32166.76	-1334.45	45.00	520.64
556	359	DX367	SLU_ENV_NL	Min	-103038.62	-30861.12	-2140.03	-547.38	-113.79
556	359	SX367	SLU_ENV_NL	Min	-94503.14	-28339.24	-1388.10	-547.38	-519.04
556	359	SX380	SLU_ENV_NL	Min	-91548.05	-27476.12	-786.52	-351.07	-519.04
556	359	DX380	SLU_ENV_NL	Min	-100931.91	-30330.04	-1538.45	-351.07	-113.79
557	360	SX234	SLU_ENV_NL	Max	151.87	1532.25	3520.96	313.53	10.76
557	360	SX247	SLU_ENV_NL	Max	1643.82	888.09	2022.47	214.15	10.76
557	360	SX246	SLU_ENV_NL	Max	-6595.03	-1975.14	1685.80	214.15	15.93
557	360	SX233	SLU_ENV_NL	Max	-7935.58	-1066.63	3184.30	313.53	15.93
557	360	SX234	SLU_ENV_NL	Min	-2294.40	-2939.23	-502.16	242.58	-30.55
557	360	SX247	SLU_ENV_NL	Min	134.83	-863.27	403.94	3.82	-30.55
557	360	SX246	SLU_ENV_NL	Min	-8881.91	-3057.76	251.70	3.82	15.02
557	360	SX233	SLU_ENV_NL	Min	-13094.19	-5881.04	-654.39	242.58	15.02
558	845	DX158	SLU_ENV_NL	Max	22058.06	6404.51	2990.89	4000.30	17.73
558	845	DX145	SLU_ENV_NL	Max	18156.19	5844.51	958.36	4549.37	17.73
558	845	DX146	SLU_ENV_NL	Max	171995.85	51839.41	1684.92	4549.37	161.27
558	845	DX159	SLU_ENV_NL	Max	150222.28	45404.19	907.33	4000.30	161.27
558	845	DX158	SLU_ENV_NL	Min	-14165.75	-4332.28	-1110.06	2887.95	-149.92
558	845	DX145	SLU_ENV_NL	Min	3675.10	970.95	648.55	814.63	-149.92
558	845	DX146	SLU_ENV_NL	Min	87381.87	26168.30	-1435.00	814.63	-64.68
558	845	DX159	SLU_ENV_NL	Min	96917.81	28446.23	-383.51	2887.95	-64.68
559	846	DX144	SLU_ENV_NL	Max	-888.98	106.41	1640.98	649.02	-5.09
559	846	DX131	SLU_ENV_NL	Max	1240.13	841.25	1466.28	441.20	-5.09
559	846	DX132	SLU_ENV_NL	Max	20378.67	5709.04	1441.67	441.20	17.64
559	846	DX145	SLU_ENV_NL	Max	20808.91	6364.58	1323.27	649.02	17.64
559	846	DX144	SLU_ENV_NL	Min	-1872.83	-890.09	235.53	148.73	-13.55
559	846	DX131	SLU_ENV_NL	Min	-338.83	-261.62	716.37	175.84	-13.55
559	846	DX132	SLU_ENV_NL	Min	7727.31	2962.58	398.66	175.84	-9.16
559	846	DX145	SLU_ENV_NL	Min	4267.53	1133.00	210.91	148.73	-9.16
560	847	DX145	SLU_ENV_NL	Max	19994.25	6130.57	1097.16	3032.90	215.46
560	847	DX132	SLU_ENV_NL	Max	15126.38	4122.96	1424.48	6072.39	215.46
560	847	DX133	SLU_ENV_NL	Max	185757.85	56157.57	1208.41	6072.39	57.14
560	847	DX146	SLU_ENV_NL	Max	174308.08	51784.99	1782.81	3032.90	57.14
560	847	DX145	SLU_ENV_NL	Min	1095.02	132.57	285.64	1950.26	-36.83
560	847	DX132	SLU_ENV_NL	Min	4640.53	2085.22	522.76	1324.17	-36.83
560	847	DX133	SLU_ENV_NL	Min	77005.93	22793.58	668.34	1324.17	-240.76
560	847	DX146	SLU_ENV_NL	Min	85538.51	25864.59	-470.50	1950.26	-240.76
561	848	DX131	SLU_ENV_NL	Max	873.33	-382.84	1419.96	606.87	-4.63
561	848	DX118	SLU_ENV_NL	Max	-651.81	239.15	934.65	423.47	-4.63
561	848	DX119	SLU_ENV_NL	Max	18509.09	5424.96	1164.32	423.47	14.28
561	848	DX132	SLU_ENV_NL	Max	20099.13	5656.65	1559.68	606.87	14.28
561	848	DX131	SLU_ENV_NL	Min	-283.93	-958.05	463.35	173.12	-13.24
561	848	DX118	SLU_ENV_NL	Min	-1193.32	-987.22	-1183.65	140.02	-13.24
561	848	DX119	SLU_ENV_NL	Min	5135.26	1886.72	-1043.93	140.02	0.34
561	848	DX132	SLU_ENV_NL	Min	7268.92	1436.02	693.02	173.12	0.34
562	849	DX132	SLU_ENV_NL	Max	15982.57	4435.20	1973.14	3908.22	139.06
562	849	DX119	SLU_ENV_NL	Max	19351.64	5664.20	-41.23	6008.03	139.06
562	849	DX120	SLU_ENV_NL	Max	205136.63	62218.29	-892.33	6008.03	36.60
562	849	DX133	SLU_ENV_NL	Max	189113.68	56303.10	789.86	3908.22	36.60
562	849	DX132	SLU_ENV_NL	Min	517.41	-617.95	1111.35	1816.93	-45.73
562	849	DX119	SLU_ENV_NL	Min	7843.58	2727.74	-570.84	1268.38	-45.73
562	849	DX120	SLU_ENV_NL	Min	79141.68	23892.46	-1228.80	1268.38	-176.11
562	849	DX133	SLU_ENV_NL	Min	76256.99	22838.85	785.58	1816.93	-176.11
563	850	DX118	SLU_ENV_NL	Max	-597.69	231.84	1135.60	577.82	-17.06
563	850	DX105	SLU_ENV_NL	Max	1296.49	952.23	868.83	386.06	-17.06
563	850	DX106	SLU_ENV_NL	Max	19300.72	6149.32	759.42	386.06	14.31
563	850	DX119	SLU_ENV_NL	Max	18311.13	5531.44	982.14	577.82	14.31



Autorità Portuale di Taranto
Interventi per il dragaggio di 2,3 M m³ di sedimenti in area Molo Polisettoriale e per la realizzazione di un primo lotto della cassa di colmata funzionale all'ampliamento del V Sporgente del Porto di Taranto

Allegati alla relazione di calcolo strutturale allineamento "BC"

Data 05/2016
Rev. B
c.d.c.: C296A
514B



563	850	DX118	SLU_ENV_NL	Min	-762.89	-786.17	-1026.36	263.34	-24.96
563	850	DX105	SLU_ENV_NL	Min	709.74	646.69	-417.90	1.59	-24.96
563	850	DX106	SLU_ENV_NL	Min	6119.29	2392.42	-571.36	1.59	11.71
563	850	DX119	SLU_ENV_NL	Min	4721.53	1162.66	-1135.77	263.34	11.71
564	851	DX119	SLU_ENV_NL	Max	20199.41	6107.51	-403.37	4561.03	100.09
564	851	DX106	SLU_ENV_NL	Max	15215.86	4914.28	793.13	5886.11	100.09
564	851	DX107	SLU_ENV_NL	Max	205031.33	61797.25	1227.46	5886.11	49.42
564	851	DX120	SLU_ENV_NL	Max	207157.04	61546.11	-12.84	4561.03	49.42
564	851	DX119	SLU_ENV_NL	Min	5188.25	1283.51	-944.46	1737.07	-36.30
564	851	DX106	SLU_ENV_NL	Min	451.83	711.35	532.05	1165.95	-36.30
564	851	DX107	SLU_ENV_NL	Min	70169.55	21104.81	1183.66	1165.95	-98.80
564	851	DX120	SLU_ENV_NL	Min	78216.30	23190.47	-249.05	1737.07	-98.80
565	852	DX105	SLU_ENV_NL	Max	1797.67	72.00	732.42	575.68	-19.43
565	852	DX92	SLU_ENV_NL	Max	-573.00	258.57	-65.77	325.91	-19.43
565	852	DX93	SLU_ENV_NL	Max	15841.25	4881.28	358.43	325.91	60.14
565	852	DX106	SLU_ENV_NL	Max	18629.49	4901.79	983.27	575.68	60.14
565	852	DX105	SLU_ENV_NL	Min	424.55	-988.28	-683.34	441.90	-58.35
565	852	DX92	SLU_ENV_NL	Min	-1030.14	-620.17	-1526.62	-347.75	-58.35
565	852	DX93	SLU_ENV_NL	Min	-113.35	276.78	-1275.77	-347.75	18.04
565	852	DX106	SLU_ENV_NL	Min	5001.10	910.40	-259.14	441.90	18.04
566	853	DX106	SLU_ENV_NL	Max	15788.90	4065.85	1252.53	4411.74	161.13
566	853	DX93	SLU_ENV_NL	Max	18207.96	5575.06	-1082.46	6590.54	161.13
566	853	DX94	SLU_ENV_NL	Max	210555.65	63859.26	-934.48	6590.54	46.83
566	853	DX107	SLU_ENV_NL	Max	207342.06	61985.36	1400.51	4411.74	46.83
566	853	DX106	SLU_ENV_NL	Min	-2416.54	-1335.56	1041.86	1700.16	-57.14
566	853	DX93	SLU_ENV_NL	Min	-7837.38	-2019.77	-1310.53	1007.47	-57.14
566	853	DX94	SLU_ENV_NL	Min	70194.20	21600.55	-1464.69	1007.47	-165.89
566	853	DX107	SLU_ENV_NL	Min	69169.53	20529.95	887.70	1700.16	-165.89
567	854	DX92	SLU_ENV_NL	Max	414.05	246.28	-53.44	706.31	-50.71
567	854	DX79	SLU_ENV_NL	Max	40.25	96.16	430.88	60.09	-50.71
567	854	DX80	SLU_ENV_NL	Max	14325.95	4572.52	821.86	60.09	60.70
567	854	DX93	SLU_ENV_NL	Max	14977.00	3918.14	337.54	706.31	60.70
567	854	DX92	SLU_ENV_NL	Min	-554.40	-952.10	-1391.00	296.84	-51.89
567	854	DX79	SLU_ENV_NL	Min	-2162.25	-645.42	-2447.90	-445.62	-51.89
567	854	DX80	SLU_ENV_NL	Min	-6242.05	-1963.76	-2415.21	-445.62	45.08
567	854	DX93	SLU_ENV_NL	Min	-1294.76	-358.82	-1358.31	296.84	45.08
568	855	DX93	SLU_ENV_NL	Max	19824.43	5409.03	266.74	3446.39	375.66
568	855	DX80	SLU_ENV_NL	Max	8618.39	2823.60	940.88	8729.09	375.66
568	855	DX81	SLU_ENV_NL	Max	240866.17	72032.20	-221.65	8729.09	156.82
568	855	DX94	SLU_ENV_NL	Max	215546.28	64393.24	-467.55	3446.39	156.82
568	855	DX93	SLU_ENV_NL	Min	-13267.21	-4017.75	-2033.32	2097.79	-127.94
568	855	DX80	SLU_ENV_NL	Min	-4127.02	-1262.05	-1787.43	200.55	-127.94
568	855	DX81	SLU_ENV_NL	Min	49899.06	15150.21	-868.40	200.55	-417.24
568	855	DX94	SLU_ENV_NL	Min	67983.43	19785.56	-1542.54	2097.79	-417.24
569	856	DX79	SLU_ENV_NL	Max	891.67	644.64	729.92	517.62	13.19
569	856	DX66	SLU_ENV_NL	Max	469.85	900.00	103.65	85.53	13.19
569	856	DX67	SLU_ENV_NL	Max	9528.34	3718.65	88.18	85.53	32.38
569	856	DX80	SLU_ENV_NL	Max	13454.05	3955.75	466.10	517.62	32.38
569	856	DX79	SLU_ENV_NL	Min	-1807.98	-609.17	-2579.64	-224.50	-32.46
569	856	DX66	SLU_ENV_NL	Min	-1375.23	75.69	-269.48	-8.28	-32.46
569	856	DX67	SLU_ENV_NL	Min	-3823.04	-1085.57	-160.17	-8.28	-19.25
569	856	DX80	SLU_ENV_NL	Min	-6571.46	-1917.14	-2221.98	-224.50	-19.25
570	857	DX80	SLU_ENV_NL	Max	10752.10	3171.80	1061.45	5595.56	150.89
570	857	DX67	SLU_ENV_NL	Max	7817.38	3178.73	-699.04	7763.31	150.89
570	857	DX68	SLU_ENV_NL	Max	260146.39	78374.80	-398.08	7763.31	95.28
570	857	DX81	SLU_ENV_NL	Max	246317.78	74176.71	53.54	5595.56	95.28
570	857	DX80	SLU_ENV_NL	Min	-9396.70	-2800.14	-1214.89	1526.71	-91.40
570	857	DX67	SLU_ENV_NL	Min	-3996.86	-1102.28	-905.52	283.02	-91.40
570	857	DX68	SLU_ENV_NL	Min	41423.66	13177.14	-1706.95	283.02	-174.48
570	857	DX81	SLU_ENV_NL	Min	47571.07	14154.41	-707.45	1526.71	-174.48
571	858	DX66	SLU_ENV_NL	Max	265.85	16.88	5.61	338.72	4.42
571	858	DX53	SLU_ENV_NL	Max	613.73	388.14	436.27	177.44	4.42
571	858	DX54	SLU_ENV_NL	Max	10404.73	3270.45	261.15	177.44	8.73
571	858	DX67	SLU_ENV_NL	Max	8764.88	2469.06	-67.15	338.72	8.73
571	858	DX66	SLU_ENV_NL	Min	-1405.91	-497.56	-6.89	-129.60	-15.47
571	858	DX53	SLU_ENV_NL	Min	494.39	144.87	30.44	-60.27	-15.47
571	858	DX54	SLU_ENV_NL	Min	-2846.84	-901.90	-29.82	-60.27	-5.98
571	858	DX67	SLU_ENV_NL	Min	-3660.28	-1164.22	-169.50	-129.60	-5.98
572	859	DX67	SLU_ENV_NL	Max	8702.30	2458.71	-692.13	6264.91	104.40
572	859	DX54	SLU_ENV_NL	Max	7095.73	2269.33	809.85	7651.27	104.40
572	859	DX55	SLU_ENV_NL	Max	263623.21	78726.72	1113.34	7651.27	37.06
572	859	DX68	SLU_ENV_NL	Max	262422.20	78276.12	-441.62	6264.91	37.06
572	859	DX67	SLU_ENV_NL	Min	-6591.88	-2067.61	-745.11	1001.61	-32.78
572	859	DX54	SLU_ENV_NL	Min	-8908.19	-2696.39	584.69	536.36	-32.78
572	859	DX55	SLU_ENV_NL	Min	35837.94	10586.90	645.98	536.36	-103.69
572	859	DX68	SLU_ENV_NL	Min	39809.75	11467.19	-630.83	1001.61	-103.69
573	860	DX53	SLU_ENV_NL	Max	624.70	345.59	206.53	181.06	14.40
573	860	DX40	SLU_ENV_NL	Max	-67.52	720.23	1478.63	338.52	14.40
573	860	DX41	SLU_ENV_NL	Max	7463.95	2412.17	1585.77	338.52	-1.40
573	860	DX54	SLU_ENV_NL	Max	10324.55	3029.61	524.44	181.06	-1.40
573	860	DX53	SLU_ENV_NL	Min	305.52	-267.85	-53.17	-92.43	-1.30



Autorità Portuale di Taranto
Interventi per il dragaggio di 2,3 M³ di sedimenti in area Molo Polisettoriale e per la realizzazione di un primo lotto della cassa di colmata funzionale all'ampliamento del V Sporgente del Porto di Taranto

Allegati alla relazione di calcolo strutturale allineamento "BC"

Data 05/2016
Rev. B
c.d.c.: C296A
514B



573	860	DX40	SLU_ENV_NL	Min	-2731.22	-945.92	-1327.78	-91.79	-1.30
573	860	DX41	SLU_ENV_NL	Min	-3786.36	-689.88	-1009.88	-91.79	-9.22
573	860	DX54	SLU_ENV_NL	Min	-2823.92	-989.61	53.98	-92.43	-9.22
574	861	DX54	SLU_ENV_NL	Max	7096.44	2052.90	1686.56	6613.50	65.68
574	861	DX41	SLU_ENV_NL	Max	3683.15	1286.20	-8.83	7696.75	65.68
574	861	DX42	SLU_ENV_NL	Max	278736.99	84299.75	-1039.92	7696.75	-26.52
574	861	DX55	SLU_ENV_NL	Max	265513.86	79736.73	1116.53	6613.50	-26.52
574	861	DX54	SLU_ENV_NL	Min	-10696.45	-3365.08	846.87	574.97	30.48
574	861	DX41	SLU_ENV_NL	Min	-1933.22	-120.24	-1309.58	954.78	30.48
574	861	DX42	SLU_ENV_NL	Min	34377.32	10897.58	-1142.86	954.78	-96.91
574	861	DX55	SLU_ENV_NL	Min	35932.35	11120.40	552.53	574.97	-96.91
575	862	DX40	SLU_ENV_NL	Max	-835.97	2291.89	1471.47	-174.53	73.22
575	862	DX27	SLU_ENV_NL	Max	1006.92	2689.52	8246.24	853.38	73.22
575	862	DX28	SLU_ENV_NL	Max	16159.50	5445.13	7644.15	853.38	-29.21
575	862	DX41	SLU_ENV_NL	Max	8702.76	3890.26	1561.05	-174.53	-29.21
575	862	DX40	SLU_ENV_NL	Min	-2555.25	-1115.14	-876.03	-240.47	23.41
575	862	DX27	SLU_ENV_NL	Min	-1898.69	-543.33	-164.64	110.19	23.41
575	862	DX28	SLU_ENV_NL	Min	-3929.45	-830.69	-75.06	110.19	-81.03
575	862	DX41	SLU_ENV_NL	Min	-3873.99	-1708.14	-1478.12	-240.47	-81.03
576	863	DX41	SLU_ENV_NL	Max	1691.15	1726.87	-135.27	8391.09	202.10
576	863	DX28	SLU_ENV_NL	Max	9910.14	3630.23	6654.41	5643.39	202.10
576	863	DX29	SLU_ENV_NL	Max	268569.99	80461.67	5292.55	5643.39	206.99
576	863	DX42	SLU_ENV_NL	Max	277027.34	82156.19	253.25	8391.09	206.99
576	863	DX41	SLU_ENV_NL	Min	-1080.58	-833.40	-482.94	-423.23	-205.43
576	863	DX28	SLU_ENV_NL	Min	528.43	469.95	1564.39	2444.26	-205.43
576	863	DX29	SLU_ENV_NL	Min	53793.56	15392.14	1952.91	2444.26	-228.30
576	863	DX42	SLU_ENV_NL	Min	36455.69	10744.79	-1844.80	-423.23	-228.30
577	864	DX27	SLU_ENV_NL	Max	-1566.77	1245.55	8300.29	-574.60	171.37
577	864	DX14	SLU_ENV_NL	Max	1747.50	1362.12	10432.03	1743.60	171.37
577	864	DX15	SLU_ENV_NL	Max	26930.70	8283.58	9789.71	1743.60	-124.05
577	864	DX28	SLU_ENV_NL	Max	18730.14	6878.93	7657.97	-574.60	-124.05
577	864	DX27	SLU_ENV_NL	Min	-3401.71	-1651.88	166.02	-652.01	94.02
577	864	DX14	SLU_ENV_NL	Min	744.04	1121.39	173.93	801.29	94.02
577	864	DX15	SLU_ENV_NL	Min	6116.90	2969.93	-459.68	801.29	-176.49
577	864	DX28	SLU_ENV_NL	Min	-2966.53	-1522.49	-467.59	-652.01	-176.49
578	865	DX28	SLU_ENV_NL	Max	9368.24	2304.12	8501.28	11034.61	453.50
578	865	DX15	SLU_ENV_NL	Max	40370.44	12450.85	9034.10	5141.33	453.50
578	865	DX16	SLU_ENV_NL	Max	208873.66	64019.14	4000.32	5141.33	790.00
578	865	DX29	SLU_ENV_NL	Max	259447.62	77685.62	4228.16	11034.61	790.00
578	865	DX28	SLU_ENV_NL	Min	3246.72	2098.55	589.48	-1622.47	-720.16
578	865	DX15	SLU_ENV_NL	Min	-8329.16	-1490.07	-1658.24	973.22	-720.16
578	865	DX16	SLU_ENV_NL	Min	119372.51	36037.21	1980.44	973.22	-561.71
578	865	DX29	SLU_ENV_NL	Min	61180.25	19334.73	3467.50	-1622.47	-561.71
579	866	DX14	SLU_ENV_NL	Max	-1817.79	-1041.41	10496.97	393.91	90.60
579	866	DX1	SLU_ENV_NL	Max	6333.50	1735.31	1212.00	1241.58	90.60
579	866	DX2	SLU_ENV_NL	Max	35846.20	8470.21	133.82	1241.58	-68.60
579	866	DX15	SLU_ENV_NL	Max	28494.20	6812.29	9848.11	393.91	-68.60
579	866	DX14	SLU_ENV_NL	Min	-1965.08	-4570.93	414.32	-397.75	58.60
579	866	DX1	SLU_ENV_NL	Min	2676.56	-3728.25	-1077.38	993.55	58.60
579	866	DX2	SLU_ENV_NL	Min	20146.34	5721.07	-1726.24	993.55	-118.17
579	866	DX15	SLU_ENV_NL	Min	7548.75	1606.90	-663.86	-397.75	-118.17
580	867	DX15	SLU_ENV_NL	Max	33151.84	8158.31	7417.04	7862.28	171.06
580	867	DX2	SLU_ENV_NL	Max	41532.13	10227.26	710.75	3695.01	171.06
580	867	DX3	SLU_ENV_NL	Max	166870.79	49526.99	1882.42	3695.01	496.13
580	867	DX16	SLU_ENV_NL	Max	196555.17	58222.36	6137.29	7862.28	496.13
580	867	DX15	SLU_ENV_NL	Min	2770.33	243.37	-529.54	1246.46	-452.40
580	867	DX2	SLU_ENV_NL	Min	-5339.33	-1994.64	-109.98	1542.76	-452.40
580	867	DX3	SLU_ENV_NL	Min	141337.03	41451.15	-569.00	1542.76	-196.46
580	867	DX16	SLU_ENV_NL	Min	125643.30	37170.36	1462.86	1246.46	-196.46
581	868	DX404	SLU_ENV_NL	Max	-7.53	-148.13	-65.06	0.95	0.88
581	868	DX391	SLU_ENV_NL	Max	208.22	-36.39	487.69	13.21	0.88
581	868	DX392	SLU_ENV_NL	Max	544.76	-69.92	438.26	13.21	0.27
581	868	DX405	SLU_ENV_NL	Max	26.85	-50.05	-49.49	0.95	0.27
581	868	DX404	SLU_ENV_NL	Min	-212.31	-158.58	-218.30	-3.35	-0.16
581	868	DX391	SLU_ENV_NL	Min	-151.60	-169.35	-614.35	-1.92	-0.16
581	868	DX392	SLU_ENV_NL	Min	-176.65	-73.45	-598.78	-1.92	-1.61
581	868	DX405	SLU_ENV_NL	Min	-38.62	-224.51	-267.73	-3.35	-1.61
582	869	DX405	SLU_ENV_NL	Max	-261.76	-116.84	557.50	554.70	4.19
582	869	DX392	SLU_ENV_NL	Max	263.60	-63.89	-89.65	629.95	4.19
582	869	DX393	SLU_ENV_NL	Max	35033.04	10445.02	-102.39	629.95	0.18
582	869	DX406	SLU_ENV_NL	Max	33004.29	9839.59	364.64	554.70	0.18
582	869	DX405	SLU_ENV_NL	Min	-1376.90	-646.36	-557.68	1.47	-0.49
582	869	DX392	SLU_ENV_NL	Min	-156.05	-157.08	-385.85	-3.01	-0.49
582	869	DX393	SLU_ENV_NL	Min	-178.78	-162.79	-578.71	-3.01	-7.11
582	869	DX406	SLU_ENV_NL	Min	-329.08	-227.60	-570.42	1.47	-7.11
583	870	DX391	SLU_ENV_NL	Max	153.63	-27.63	381.25	3.34	8.33
583	870	DX378	SLU_ENV_NL	Max	159.99	-4.53	-419.39	60.17	8.33
583	870	DX379	SLU_ENV_NL	Max	200.22	30.56	-455.53	60.17	0.44
583	870	DX392	SLU_ENV_NL	Max	756.11	474.11	542.71	3.34	0.44
583	870	DX391	SLU_ENV_NL	Min	-107.41	-61.44	-589.69	-33.11	-0.65
583	870	DX378	SLU_ENV_NL	Min	-1582.28	-619.17	-1443.95	-3.93	-0.65



Autorità Portuale di Taranto
Interventi per il dragaggio di 2,3 M m³ di sedimenti in area Molo Polisettoriale e per la realizzazione di un primo lotto della cassa di colmata funzionale all'ampliamento del V Sporgente del Porto di Taranto

Allegati alla relazione di calcolo strutturale allineamento "BC"

Data 05/2016
Rev. B
c.d.c.: C296A
514B



583	870	DX379	SLU_ENV_NL	Min	-605.90	-27.38	-1282.50	-3.93	-5.66
583	870	DX392	SLU_ENV_NL	Min	-181.79	-81.46	-625.83	-33.11	-5.66
584	871	DX392	SLU_ENV_NL	Max	153.12	287.46	-86.12	405.72	37.63
584	871	DX379	SLU_ENV_NL	Max	13.16	-83.68	33.60	838.66	37.63
584	871	DX380	SLU_ENV_NL	Max	30134.53	9088.56	698.55	838.66	0.37
584	871	DX393	SLU_ENV_NL	Max	35346.76	10677.95	-97.90	405.72	0.37
584	871	DX392	SLU_ENV_NL	Min	-153.21	-72.70	-762.85	2.96	-0.29
584	871	DX379	SLU_ENV_NL	Min	-7308.90	-1974.59	-998.29	-1.42	-0.29
584	871	DX380	SLU_ENV_NL	Min	49.00	105.03	-1016.91	-1.42	-27.36
584	871	DX393	SLU_ENV_NL	Min	-98.95	121.61	-104.73	2.96	-27.36
585	899	DX84	SLU_ENV_NL	Max	24178.50	7243.00	22686.16	676.99	604.52
585	899	SX84	SLU_ENV_NL	Max	33865.51	10075.61	23001.13	676.99	77.41
585	899	SX97	SLU_ENV_NL	Max	32777.94	9917.43	26848.77	-45.85	77.41
585	899	DX97	SLU_ENV_NL	Max	19942.98	5993.44	26533.80	-45.85	604.52
585	899	DX84	SLU_ENV_NL	Min	-25020.70	-7422.50	-2378.07	-176.30	-76.51
585	899	SX84	SLU_ENV_NL	Min	-15260.54	-4567.37	-4220.86	-176.30	-605.76
585	899	SX97	SLU_ENV_NL	Min	-19307.98	-5803.18	-6182.51	-348.67	-605.76
585	899	DX97	SLU_ENV_NL	Min	-24629.45	-7472.55	-4339.72	-348.67	-76.51
586	900	DX97	SLU_ENV_NL	Max	19960.79	6009.60	29597.91	612.95	535.25
586	900	SX97	SLU_ENV_NL	Max	32514.57	9679.88	30135.29	612.95	-153.88
586	900	SX110	SLU_ENV_NL	Max	29124.62	8811.87	33161.76	-241.92	-153.88
586	900	DX110	SLU_ENV_NL	Max	20749.14	6203.38	32624.38	-241.92	535.25
586	900	DX97	SLU_ENV_NL	Min	-24366.31	-7235.80	-6729.89	19.03	154.04
586	900	SX97	SLU_ENV_NL	Min	-19325.70	-5819.03	-6901.42	19.03	-536.71
586	900	SX110	SLU_ENV_NL	Min	-18913.60	-5652.76	-9371.69	-295.49	-536.71
586	900	DX110	SLU_ENV_NL	Min	-26446.45	-8008.03	-9200.17	-295.49	154.04
587	361	SX233	SLU_ENV_NL	Max	-4830.18	-712.27	3466.04	6065.12	-76.22
587	361	SX246	SLU_ENV_NL	Max	-7447.13	-1694.95	1451.46	3885.60	-76.22
587	361	SX245	SLU_ENV_NL	Max	-28158.18	-9745.12	1383.73	3885.60	174.04
587	361	SX232	SLU_ENV_NL	Max	-30540.18	-8110.68	3398.31	6065.12	174.04
587	361	SX233	SLU_ENV_NL	Min	-6700.69	-3430.28	-840.97	938.09	-153.05
587	361	SX246	SLU_ENV_NL	Min	-8042.77	-3297.28	433.62	16.04	-153.05
587	361	SX245	SLU_ENV_NL	Min	-235609.36	-69496.09	266.27	16.04	62.16
587	361	SX232	SLU_ENV_NL	Min	-241882.39	-74058.32	-1008.32	938.09	62.16
589	901	DX69	SLU_ENV_NL	Max	143627.31	42511.82	19035.55	3076.07	2479.53
589	901	SX69	SLU_ENV_NL	Max	125555.86	37224.93	16511.62	3076.07	3233.06
589	901	SX82	SLU_ENV_NL	Max	122007.47	37044.07	18209.81	1718.09	3233.06
589	901	DX82	SLU_ENV_NL	Max	139251.14	42351.72	20733.74	1718.09	2479.53
589	901	DX69	SLU_ENV_NL	Min	-164453.68	-48895.19	-3105.09	-3766.14	-3238.32
589	901	SX69	SLU_ENV_NL	Min	-162124.63	-48062.55	-5276.13	-3766.14	-2482.67
589	901	SX82	SLU_ENV_NL	Min	-159539.40	-48436.66	-5690.89	-1129.19	-2482.67
589	901	DX82	SLU_ENV_NL	Min	-162664.14	-49240.15	-3519.85	-1129.19	-3238.32
590	902	DX82	SLU_ENV_NL	Max	137192.28	40383.22	20909.80	3778.12	3346.44
590	902	SX82	SLU_ENV_NL	Max	120425.23	35531.89	19902.05	3778.12	4343.14
590	902	SX95	SLU_ENV_NL	Max	114230.08	34864.71	21229.17	2701.53	4343.14
590	902	DX95	SLU_ENV_NL	Max	124473.56	38116.54	22236.92	2701.53	3346.44
590	902	DX82	SLU_ENV_NL	Min	-161082.36	-47729.49	-2691.07	-4666.42	-4351.03
590	902	SX82	SLU_ENV_NL	Min	-157481.81	-46472.38	-4949.58	-4666.42	-3348.03
590	902	SX95	SLU_ENV_NL	Min	-160848.05	-49026.58	-4616.27	-1895.16	-3348.03
590	902	DX95	SLU_ENV_NL	Min	-160076.15	-48618.06	-2357.76	-1895.16	-4351.03
591	903	DX95	SLU_ENV_NL	Max	121780.10	35542.51	23128.44	4631.36	4403.50
591	903	SX95	SLU_ENV_NL	Max	112125.93	32854.09	20760.29	4631.36	5575.49
591	903	SX108	SLU_ENV_NL	Max	108083.39	33208.70	21592.45	3796.38	5575.49
591	903	DX108	SLU_ENV_NL	Max	118226.02	36459.33	23960.60	3796.38	4403.50
591	903	DX95	SLU_ENV_NL	Min	-157972.29	-46608.42	-2161.40	-5652.45	-5574.13
591	903	SX95	SLU_ENV_NL	Min	-158155.22	-46454.65	-2095.38	-5652.45	-4404.92
591	903	SX108	SLU_ENV_NL	Min	-149715.47	-45906.56	-2354.50	-2833.40	-4404.92
591	903	DX108	SLU_ENV_NL	Min	-152539.45	-46545.11	-2420.52	-2833.40	-5574.13
593	904	DX114	SLU_ENV_NL	Max	114866.00	33249.72	4049.09	6628.14	5934.55
593	904	DX127	SLU_ENV_NL	Max	108295.73	33698.80	6105.60	4173.84	5934.55
593	904	SX127	SLU_ENV_NL	Max	100121.15	31091.27	3530.23	4173.84	6808.61
593	904	SX114	SLU_ENV_NL	Max	106647.64	30939.37	1473.72	6628.14	6808.61
593	904	DX114	SLU_ENV_NL	Min	-151822.38	-44490.81	-22050.81	-5881.86	-6803.84
593	904	DX127	SLU_ENV_NL	Min	-145584.70	-44731.32	-23502.25	-4907.84	-6803.84
593	904	SX127	SLU_ENV_NL	Min	-138282.31	-42696.17	-24203.59	-4907.84	-5931.17
593	904	SX114	SLU_ENV_NL	Min	-146355.19	-42695.08	-22752.15	-5881.86	-5931.17
594	905	DX127	SLU_ENV_NL	Max	104270.93	29854.26	6002.76	7577.77	7501.45
594	905	DX140	SLU_ENV_NL	Max	97488.71	30673.63	5062.32	5576.73	7501.45
594	905	SX140	SLU_ENV_NL	Max	90031.54	28343.87	5964.13	5576.73	8023.33
594	905	SX127	SLU_ENV_NL	Max	96474.81	27608.04	6904.57	7577.77	8023.33
594	905	DX127	SLU_ENV_NL	Min	-141938.02	-41246.94	-25926.21	-7137.43	-8022.15
594	905	DX140	SLU_ENV_NL	Min	-132242.62	-41007.25	-24010.47	-6020.09	-8022.15
594	905	SX140	SLU_ENV_NL	Min	-123778.74	-38560.98	-21467.96	-6020.09	-7501.25
594	905	SX127	SLU_ENV_NL	Min	-134256.93	-38849.72	-23383.70	-7137.43	-7501.25
595	906	DX140	SLU_ENV_NL	Max	92720.10	26118.51	3626.82	8772.84	9390.07
595	906	DX153	SLU_ENV_NL	Max	83192.17	26655.17	19201.02	7265.90	9390.07
595	906	SX153	SLU_ENV_NL	Max	77309.71	24861.11	16734.79	7265.90	9549.17
595	906	SX140	SLU_ENV_NL	Max	85448.39	23966.32	1160.59	8772.84	9549.17
595	906	DX140	SLU_ENV_NL	Min	-127658.54	-36626.59	-17374.70	-8641.41	-9544.03
595	906	DX153	SLU_ENV_NL	Min	-115605.31	-36352.57	-31953.75	-7407.84	-9544.03
595	906	SX153	SLU_ENV_NL	Min	-107998.55	-34098.59	-34466.92	-7407.84	-9380.55



Autorità Portuale di Taranto
Interventi per il dragaggio di 2,3 M³ di sedimenti in area Molo Polisettoriale e per la realizzazione di un primo lotto della cassa di colmata funzionale all'ampliamento del V Sporgente del Porto di Taranto

Allegati alla relazione di calcolo strutturale allineamento "BC"

Data 05/2016
Rev. B
c.d.c.: C296A
514B

595	906	SX140	SLU_ENV_NL	Min	-119009.51	-34003.83	-19887.87	-8641.41	-9380.55
596	907	DX153	SLU_ENV_NL	Max	77226.08	20956.56	40742.66	11100.31	12339.04
596	907	DX166	SLU_ENV_NL	Max	67230.34	22380.36	21888.85	9885.61	12339.04
596	907	SX166	SLU_ENV_NL	Max	62327.63	20891.90	20429.84	9885.61	12438.28
596	907	SX153	SLU_ENV_NL	Max	71414.55	19230.76	44140.38	11100.31	12438.28
596	907	DX153	SLU_ENV_NL	Min	-109708.65	-30717.22	-56220.26	-11022.90	-12432.23
596	907	DX166	SLU_ENV_NL	Min	-92255.42	-29872.00	-35336.12	-9976.39	-12432.23
596	907	SX166	SLU_ENV_NL	Min	-85273.49	-27795.07	-31938.40	-9976.39	-12333.00
596	907	SX153	SLU_ENV_NL	Min	-102031.39	-28396.39	-57679.27	-11022.90	-12333.00
598	908	DX112	SLU_ENV_NL	Max	20854.94	6299.03	9665.08	-147.27	307.39
598	908	DX125	SLU_ENV_NL	Max	21678.42	6460.98	12844.71	374.54	307.39
598	908	SX125	SLU_ENV_NL	Max	26232.56	7882.55	16560.61	374.54	-90.85
598	908	SX112	SLU_ENV_NL	Max	25579.54	7661.08	13380.97	-147.27	-90.85
598	908	DX112	SLU_ENV_NL	Min	-22730.81	-6807.25	-34295.43	-211.81	87.88
598	908	DX125	SLU_ENV_NL	Min	-21859.38	-6569.80	-36451.26	-60.34	87.88
598	908	SX125	SLU_ENV_NL	Min	-18948.18	-5641.65	-35405.65	-60.34	-308.34
598	908	SX112	SLU_ENV_NL	Min	-19019.31	-5748.59	-33249.81	-211.81	-308.34
599	909	DX125	SLU_ENV_NL	Max	21792.92	6563.86	15995.45	-44.10	188.16
599	909	DX138	SLU_ENV_NL	Max	20295.80	6062.76	16921.99	276.08	188.16
599	909	SX138	SLU_ENV_NL	Max	20973.82	6285.38	18859.14	276.08	50.60
599	909	SX125	SLU_ENV_NL	Max	26223.76	7873.90	17932.60	-44.10	50.60
599	909	DX125	SLU_ENV_NL	Min	-21851.17	-6563.13	-37692.71	-91.42	-54.39
599	909	DX138	SLU_ENV_NL	Min	-27229.39	-8161.04	-37543.07	-180.39	-54.39
599	909	SX138	SLU_ENV_NL	Min	-21021.65	-6280.11	-36358.84	-180.39	-189.65
599	909	SX125	SLU_ENV_NL	Min	-19062.89	-5745.25	-36508.47	-91.42	-189.65
600	910	DX138	SLU_ENV_NL	Max	20461.50	6211.56	13343.87	445.84	528.77
600	910	DX151	SLU_ENV_NL	Max	20731.16	6146.24	26719.70	568.70	528.77
600	910	SX151	SLU_ENV_NL	Max	22170.53	6556.32	34514.82	568.70	687.30
600	910	SX138	SLU_ENV_NL	Max	21144.80	6438.27	21138.99	445.84	687.30
600	910	DX138	SLU_ENV_NL	Min	-27401.29	-8317.01	-36923.24	-329.88	-693.95
600	910	DX151	SLU_ENV_NL	Min	-28063.30	-8322.37	-47286.77	-724.71	-693.95
600	910	SX151	SLU_ENV_NL	Min	-22213.67	-6590.24	-44479.20	-724.71	-531.56
600	910	SX138	SLU_ENV_NL	Min	-21187.73	-6430.18	-34115.67	-329.88	-531.56
601	911	DX151	SLU_ENV_NL	Max	20867.20	6268.06	40840.44	70.67	393.10
601	911	DX164	SLU_ENV_NL	Max	18355.42	5498.73	-3336.11	197.23	393.10
601	911	SX164	SLU_ENV_NL	Max	11556.20	3523.70	7689.80	197.23	-62.80
601	911	SX151	SLU_ENV_NL	Max	22237.03	6614.27	51866.35	70.67	-62.80
601	911	DX151	SLU_ENV_NL	Min	-28131.41	-8385.69	-58513.97	-478.87	58.85
601	911	DX164	SLU_ENV_NL	Min	-37837.43	-11404.97	-16593.82	173.77	58.85
601	911	SX164	SLU_ENV_NL	Min	-25010.74	-7494.26	-17182.79	173.77	-404.69
601	911	SX151	SLU_ENV_NL	Min	-22350.31	-6714.06	-59102.95	-478.87	-404.69
603	912	DX110	SLU_ENV_NL	Max	20855.64	6299.23	34295.38	404.82	307.35
603	912	SX110	SLU_ENV_NL	Max	28932.71	8638.52	33249.75	404.82	-296.52
603	912	SX123	SLU_ENV_NL	Max	29332.79	8841.13	35405.59	-95.25	-296.52
603	912	DX123	SLU_ENV_NL	Max	21679.01	6461.16	36451.23	-95.25	307.35
603	912	DX110	SLU_ENV_NL	Min	-26254.93	-7835.98	-8825.72	147.24	293.56
603	912	SX110	SLU_ENV_NL	Min	-19020.17	-5748.85	-12537.09	147.24	-308.31
603	912	SX123	SLU_ENV_NL	Min	-18949.06	-5641.92	-15802.82	-374.51	-308.31
603	912	DX123	SLU_ENV_NL	Min	-25133.84	-7580.65	-12091.45	-374.51	293.56
604	913	DX123	SLU_ENV_NL	Max	21793.49	6564.03	37692.64	321.56	197.69
604	913	SX123	SLU_ENV_NL	Max	29218.39	8737.35	36508.45	321.56	-189.62
604	913	SX136	SLU_ENV_NL	Max	23675.87	7130.93	36358.81	-16.70	-189.62
604	913	DX136	SLU_ENV_NL	Max	20296.38	6062.94	37542.99	-16.70	197.69
604	913	DX123	SLU_ENV_NL	Min	-25020.03	-7478.85	-15333.83	44.07	188.13
604	913	SX123	SLU_ENV_NL	Min	-19063.76	-5745.51	-17252.92	44.07	-201.46
604	913	SX136	SLU_ENV_NL	Min	-21022.43	-6280.35	-18184.34	-276.06	-201.46
604	913	DX136	SLU_ENV_NL	Min	-30074.83	-9049.61	-16265.25	-276.06	188.13
605	914	DX136	SLU_ENV_NL	Max	20462.07	6211.73	36923.15	329.86	528.74
605	914	SX136	SLU_ENV_NL	Max	23714.59	7164.68	34115.62	329.86	366.05
605	914	SX149	SLU_ENV_NL	Max	24287.30	7235.89	44479.22	466.31	366.05
605	914	DX149	SLU_ENV_NL	Max	20731.64	6146.39	47286.75	466.31	528.74
605	914	DX136	SLU_ENV_NL	Min	-30114.48	-9086.45	-12628.78	-159.83	-372.80
605	914	SX136	SLU_ENV_NL	Min	-21188.50	-6430.41	-20465.44	-159.83	-531.54
605	914	SX149	SLU_ENV_NL	Min	-22214.47	-6590.48	-34239.53	-568.69	-531.54
605	914	DX149	SLU_ENV_NL	Min	-30444.56	-9081.26	-26402.87	-568.69	-372.80
606	915	DX149	SLU_ENV_NL	Max	20867.67	6268.20	58513.97	844.93	812.91
606	915	SX149	SLU_ENV_NL	Max	24182.84	7139.81	59103.02	844.93	-62.79
606	915	SX162	SLU_ENV_NL	Max	12957.38	4002.25	17182.65	-173.75	-62.79
606	915	DX162	SLU_ENV_NL	Max	18355.87	5498.86	16593.60	-173.75	812.91
606	915	DX149	SLU_ENV_NL	Min	-30341.72	-8990.59	-41170.46	-70.69	58.83
606	915	SX149	SLU_ENV_NL	Min	-22351.10	-6714.29	-52198.81	-70.69	-824.52
606	915	SX162	SLU_ENV_NL	Min	-25011.51	-7494.49	-6230.31	-542.72	-824.52
606	915	DX162	SLU_ENV_NL	Min	-39566.43	-11981.85	4798.04	-542.72	58.83
608	916	DX108	SLU_ENV_NL	Max	114865.69	33249.63	22516.98	5739.01	5778.77
608	916	SX108	SLU_ENV_NL	Max	105319.93	30568.75	23117.57	5739.01	6808.57
608	916	SX121	SLU_ENV_NL	Max	99001.77	30727.76	24581.72	4907.80	6808.57
608	916	DX121	SLU_ENV_NL	Max	108295.65	33698.77	23981.13	4907.80	5778.77
608	916	DX108	SLU_ENV_NL	Min	-149775.81	-43904.55	-4049.15	-6628.10	-6803.80
608	916	SX108	SLU_ENV_NL	Min	-146354.55	-42694.90	-1473.71	-6628.10	-5775.46
608	916	SX121	SLU_ENV_NL	Min	-138281.52	-42695.93	-3530.22	-4052.71	-5775.46
608	916	DX121	SLU_ENV_NL	Min	-143664.88	-44127.65	-6105.67	-4052.71	-6803.80



Autorità Portuale di Taranto
Interventi per il dragaggio di 2,3 M³ di sedimenti in area Molo Polisettoriale e per la realizzazione di un primo lotto della cassa di colmata funzionale all'ampliamento del V Sporgente del Porto di Taranto

Allegati alla relazione di calcolo strutturale allineamento "BC"

Data 05/2016
Rev. B
c.d.c.: C296A
514B



609	917	DX121	SLU_ENV_NL	Max	104270.87	29854.25	26344.38	6985.89	7333.36
609	917	SX121	SLU_ENV_NL	Max	95443.33	27328.49	23814.16	6985.89	8023.27
609	917	SX134	SLU_ENV_NL	Max	89092.81	28032.35	21907.76	6020.05	8023.27
609	917	DX134	SLU_ENV_NL	Max	97488.53	30673.57	24437.98	6020.05	7333.36
609	917	DX121	SLU_ENV_NL	Min	-140106.10	-40727.27	-6002.74	-7577.72	-8022.10
609	917	SX121	SLU_ENV_NL	Min	-134256.18	-38849.50	-6904.65	-7577.72	-7333.17
609	917	SX134	SLU_ENV_NL	Min	-123778.23	-38560.82	-5964.20	-5443.37	-7333.17
609	917	DX134	SLU_ENV_NL	Min	-130679.57	-40508.44	-5062.29	-5443.37	-8022.10
610	918	DX134	SLU_ENV_NL	Max	92719.95	26118.48	17892.83	8470.81	9197.10
610	918	SX134	SLU_ENV_NL	Max	84607.65	23748.41	20261.34	8470.81	9549.10
610	918	SX147	SLU_ENV_NL	Max	76740.83	24656.14	34823.76	7407.78	9549.10
610	918	DX147	SLU_ENV_NL	Max	83192.22	26655.18	32455.24	7407.78	9197.10
610	918	DX134	SLU_ENV_NL	Min	-126193.48	-36221.41	-3626.83	-8772.78	-9543.96
610	918	SX134	SLU_ENV_NL	Min	-119009.04	-34003.70	-1160.62	-8772.78	-9187.69
610	918	SX147	SLU_ENV_NL	Min	-107998.02	-34098.42	-16734.87	-7109.52	-9187.69
610	918	DX147	SLU_ENV_NL	Min	-114283.45	-35921.67	-19201.08	-7109.52	-9543.96
611	919	DX147	SLU_ENV_NL	Max	77226.18	20956.61	56518.56	10827.87	12114.53
611	919	SX147	SLU_ENV_NL	Max	70958.95	19133.98	58008.73	10827.87	12438.19
611	919	SX160	SLU_ENV_NL	Max	61950.90	20738.97	31938.41	9976.31	12438.19
611	919	DX160	SLU_ENV_NL	Max	67230.38	22380.36	35336.19	9976.31	12114.53
611	919	DX147	SLU_ENV_NL	Min	-108500.09	-30394.60	-40742.71	-11100.24	-12432.14
611	919	SX147	SLU_ENV_NL	Min	-102030.90	-28396.26	-44140.49	-11100.24	-12108.61
611	919	SX160	SLU_ENV_NL	Min	-85273.25	-27794.99	-19868.36	-9700.22	-12108.61
611	919	DX160	SLU_ENV_NL	Min	-91450.88	-29590.69	-21358.53	-9700.22	-12432.14
617	362	SX247	SLU_ENV_NL	Max	1414.94	1118.00	1715.80	322.51	4.95
617	362	SX260	SLU_ENV_NL	Max	181.42	2373.21	4053.43	225.06	4.95
617	362	SX259	SLU_ENV_NL	Max	-5003.09	-1506.50	4309.74	225.06	24.05
617	362	SX246	SLU_ENV_NL	Max	-5428.37	-548.19	1972.11	322.51	24.05
617	362	SX247	SLU_ENV_NL	Min	315.42	234.66	338.07	249.55	-40.88
617	362	SX260	SLU_ENV_NL	Min	-829.87	-1644.14	46.98	-110.12	-40.88
617	362	SX259	SLU_ENV_NL	Min	-11276.12	-2835.82	1.22	-110.12	8.62
617	362	SX246	SLU_ENV_NL	Min	-9287.88	-3437.89	292.31	249.55	8.62
647	363	SX246	SLU_ENV_NL	Max	-8097.29	-1369.21	1865.18	6653.84	-96.39
647	363	SX259	SLU_ENV_NL	Max	-1997.37	1329.42	4469.28	2440.85	-96.39
647	363	SX258	SLU_ENV_NL	Max	-15840.20	-5852.57	2658.29	2440.85	343.07
647	363	SX245	SLU_ENV_NL	Max	-25955.43	-6497.92	54.19	6653.84	343.07
647	363	SX246	SLU_ENV_NL	Min	-12458.05	-4441.23	714.68	958.99	-289.19
647	363	SX259	SLU_ENV_NL	Min	-3697.41	-2423.77	-391.72	-316.47	-289.19
647	363	SX258	SLU_ENV_NL	Min	-206671.43	-60486.99	-1236.50	-316.47	95.03
647	363	SX245	SLU_ENV_NL	Min	-232433.21	-70880.23	-130.10	958.99	95.03
677	364	SX260	SLU_ENV_NL	Max	-456.83	1546.69	4307.60	337.87	25.15
677	364	SX273	SLU_ENV_NL	Max	2992.94	1355.68	2476.21	336.99	25.15
677	364	SX272	SLU_ENV_NL	Max	-212.22	-1048.39	2184.34	336.99	39.08
677	364	SX259	SLU_ENV_NL	Max	-3443.88	414.23	4015.73	337.87	39.08
677	364	SX260	SLU_ENV_NL	Min	-1243.54	-2693.39	153.73	174.65	-51.39
677	364	SX273	SLU_ENV_NL	Min	205.09	-682.87	1378.36	-264.96	-51.39
677	364	SX272	SLU_ENV_NL	Min	-9493.63	-2023.60	1089.81	-264.96	0.79
677	364	SX259	SLU_ENV_NL	Min	-12646.44	-5757.49	-134.83	174.65	0.79
707	365	SX259	SLU_ENV_NL	Max	-4672.51	16.09	3995.76	5280.95	-132.49
707	365	SX272	SLU_ENV_NL	Max	3510.92	1904.01	2255.95	2925.32	-132.49
707	365	SX271	SLU_ENV_NL	Max	-3040.33	-2220.82	716.50	2925.32	201.81
707	365	SX258	SLU_ENV_NL	Max	-13252.62	-2917.50	2456.31	5280.95	201.81
707	365	SX259	SLU_ENV_NL	Min	-7318.68	-4185.41	-436.99	988.08	-151.71
707	365	SX272	SLU_ENV_NL	Min	-1150.58	-1300.35	1400.14	-763.85	-151.71
707	365	SX271	SLU_ENV_NL	Min	-183313.28	-53735.42	596.78	-763.85	130.43
707	365	SX258	SLU_ENV_NL	Min	-203661.48	-62676.69	-1240.35	988.08	130.43
708	366	DX388	SLU_ENV_NL	Max	107187.49	32166.94	1800.42	351.07	508.84
708	366	SX388	SLU_ENV_NL	Max	119867.72	36009.24	1064.26	351.07	117.85
708	366	SX375	SLU_ENV_NL	Max	119241.57	35723.55	1730.18	547.39	117.85
708	366	DX375	SLU_ENV_NL	Max	104569.62	31360.19	2466.35	547.39	508.84
708	366	DX388	SLU_ENV_NL	Min	-103809.26	-31192.10	1334.55	-76.31	-113.80
708	366	SX388	SLU_ENV_NL	Min	-91548.36	-27476.22	-714.65	-76.31	-507.24
708	366	SX375	SLU_ENV_NL	Min	-94503.71	-28339.40	-919.29	-937.39	-507.24
708	366	DX375	SLU_ENV_NL	Min	-105915.64	-31725.37	1129.91	-937.39	-113.80
709	367	DX375	SLU_ENV_NL	Max	104641.86	31417.20	3206.37	226.44	826.55
709	367	SX375	SLU_ENV_NL	Max	119496.34	35928.58	2572.37	226.44	268.60
709	367	SX362	SLU_ENV_NL	Max	119602.92	35801.19	3509.75	675.18	268.60
709	367	DX362	SLU_ENV_NL	Max	98198.39	29434.88	4143.75	675.18	826.55
709	367	DX375	SLU_ENV_NL	Min	-106170.66	-31931.23	1894.65	187.49	-260.92
709	367	SX375	SLU_ENV_NL	Min	-94576.92	-28399.64	-2412.37	187.49	-825.16
709	367	SX362	SLU_ENV_NL	Min	-101791.79	-30510.97	-3529.68	-1212.26	-825.16
709	367	DX362	SLU_ENV_NL	Min	-108470.31	-32461.06	777.34	-1212.26	-260.92
710	368	DX362	SLU_ENV_NL	Max	98391.11	29590.11	5107.94	512.58	1220.02
710	368	SX362	SLU_ENV_NL	Max	119993.66	36115.88	4645.15	512.58	740.60
710	368	SX349	SLU_ENV_NL	Max	120766.89	36112.28	5809.42	1085.47	740.60
710	368	DX349	SLU_ENV_NL	Max	105643.18	31620.17	6272.20	1085.47	1220.02
710	368	DX362	SLU_ENV_NL	Min	-108861.25	-32776.43	-5334.46	-175.47	-747.31
710	368	SX362	SLU_ENV_NL	Min	-101984.58	-30666.47	-1418.51	-175.47	-1218.94
710	368	SX349	SLU_ENV_NL	Min	-96900.13	-28998.94	-2794.76	-1554.34	-1218.94
710	368	DX349	SLU_ENV_NL	Min	-111641.13	-33374.29	-6710.71	-1554.34	-747.31
711	369	DX349	SLU_ENV_NL	Max	105989.10	31900.04	7642.64	887.88	1677.26



Autorità Portuale di Taranto
Interventi per il dragaggio di 2,3 M m³ di sedimenti in area Molo Polisettoriale e per la realizzazione di un primo lotto della cassa di colmata funzionale all'ampliamento del V Sporgente del Porto di Taranto

Allegati alla relazione di calcolo strutturale allineamento "BC"

Data 05/2016
Rev. B
c.d.c.: C296A
514B



711	369	SX349	SLU_ENV_NL	Max	121320.19	36557.99	7067.22	887.88	1062.48
711	369	SX336	SLU_ENV_NL	Max	122247.61	36512.35	8412.57	1364.31	1062.48
711	369	DX336	SLU_ENV_NL	Max	109604.78	32778.13	8987.99	1364.31	1677.26
711	369	DX349	SLU_ENV_NL	Min	-112194.63	-33820.69	-6599.28	-439.30	-1065.78
711	369	SX349	SLU_ENV_NL	Min	-97245.22	-29276.05	-4755.45	-439.30	-1675.80
711	369	SX336	SLU_ENV_NL	Min	-96730.01	-28916.52	-5718.41	-1953.70	-1675.80
711	369	DX336	SLU_ENV_NL	Min	-116152.00	-34683.30	-7562.24	-1953.70	-1065.78
712	370	DX336	SLU_ENV_NL	Max	110083.22	33164.10	10416.36	1278.02	2156.39
712	370	SX336	SLU_ENV_NL	Max	122979.79	37102.21	9692.82	1278.02	1438.92
712	370	SX323	SLU_ENV_NL	Max	124449.91	37126.70	11133.92	1692.32	1438.92
712	370	DX323	SLU_ENV_NL	Max	112091.73	33488.38	11857.46	1692.32	2156.39
712	370	DX336	SLU_ENV_NL	Min	-116884.42	-35273.95	-7632.92	-746.51	-1438.90
712	370	SX336	SLU_ENV_NL	Min	-97208.18	-29301.59	-7452.13	-746.51	-2154.98
712	370	SX323	SLU_ENV_NL	Min	-99392.12	-29678.50	-8515.70	-2375.68	-2154.98
712	370	DX323	SLU_ENV_NL	Min	-121695.16	-36299.92	-8696.49	-2375.68	-1438.90
713	371	DX323	SLU_ENV_NL	Max	112736.91	34008.74	12884.51	1652.79	2621.46
713	371	SX323	SLU_ENV_NL	Max	125362.67	37862.24	13088.73	1652.79	1935.27
713	371	SX310	SLU_ENV_NL	Max	128464.61	38285.95	14639.53	2128.28	1935.27
713	371	DX310	SLU_ENV_NL	Max	117733.24	35132.31	14435.32	2128.28	2621.46
713	371	DX323	SLU_ENV_NL	Min	-122608.06	-37035.93	-10788.77	-1154.44	-1938.34
713	371	SX323	SLU_ENV_NL	Min	-100037.06	-30198.01	-8880.31	-1154.44	-2621.17
713	371	SX310	SLU_ENV_NL	Min	-100683.87	-30018.26	-10109.94	-2790.12	-2621.17
713	371	DX310	SLU_ENV_NL	Min	-127143.67	-37889.60	-12018.41	-2790.12	-1938.34
714	372	DX310	SLU_ENV_NL	Max	118582.20	35817.13	16353.72	2057.25	3127.44
714	372	SX310	SLU_ENV_NL	Max	129562.94	39171.06	15647.65	2057.25	2503.76
714	372	SX297	SLU_ENV_NL	Max	132305.10	39389.36	17466.25	2628.10	2503.76
714	372	DX297	SLU_ENV_NL	Max	123709.48	36870.37	18172.32	2628.10	3127.44
714	372	DX310	SLU_ENV_NL	Min	-128242.14	-38775.16	-12966.27	-1617.36	-2505.88
714	372	SX310	SLU_ENV_NL	Min	-101532.40	-30701.66	-11663.16	-1617.36	-3126.07
714	372	SX297	SLU_ENV_NL	Min	-103703.23	-30869.03	-13111.11	-3242.34	-3126.07
714	372	DX297	SLU_ENV_NL	Min	-134610.20	-40080.54	-14414.23	-3242.34	-2505.88
715	373	DX297	SLU_ENV_NL	Max	124804.36	37753.50	17133.53	2477.26	3650.69
715	373	SX297	SLU_ENV_NL	Max	133601.49	40435.16	22911.08	2477.26	3221.55
715	373	SX284	SLU_ENV_NL	Max	145034.77	43155.72	23384.58	3260.95	3221.55
715	373	DX284	SLU_ENV_NL	Max	131946.24	39271.68	17607.03	3260.95	3650.69
715	373	DX297	SLU_ENV_NL	Min	-135905.89	-41124.02	-16836.62	-2202.63	-3225.48
715	373	SX297	SLU_ENV_NL	Min	-104797.61	-31750.49	-14378.15	-2202.63	-3660.52
715	373	SX284	SLU_ENV_NL	Min	-107047.85	-31803.15	-14800.07	-3718.68	-3660.52
715	373	DX284	SLU_ENV_NL	Min	-135123.69	-40184.86	-17258.54	-3718.68	-3225.48
716	374	DX284	SLU_ENV_NL	Max	166392.42	50340.85	15663.63	1793.46	3300.13
716	374	SX284	SLU_ENV_NL	Max	184055.97	55676.95	21730.01	1793.46	3048.42
716	374	SX271	SLU_ENV_NL	Max	194598.41	57919.37	21697.59	3446.56	3048.42
716	374	DX271	SLU_ENV_NL	Max	170389.63	50693.76	15631.21	3446.56	3300.13
716	374	DX284	SLU_ENV_NL	Min	-169289.70	-51243.47	-15441.71	-1722.70	-3051.32
716	374	SX284	SLU_ENV_NL	Min	-135191.08	-40979.67	-14002.42	-1722.70	-3313.56
716	374	SX271	SLU_ENV_NL	Min	-138647.05	-41171.77	-14147.49	-3811.36	-3313.56
716	374	DX271	SLU_ENV_NL	Min	-166828.42	-49591.97	-15586.78	-3811.36	-3051.32
717	375	DX271	SLU_ENV_NL	Max	171941.48	52092.28	18276.16	2159.09	3776.35
717	375	SX271	SLU_ENV_NL	Max	196233.62	59394.20	19910.24	2159.09	3674.56
717	375	SX258	SLU_ENV_NL	Max	201791.83	60013.44	20511.25	4008.99	3674.56
717	375	DX258	SLU_ENV_NL	Max	177114.36	52624.47	18877.17	4008.99	3776.35
717	375	DX271	SLU_ENV_NL	Min	-168462.16	-51061.87	-16288.03	-2221.21	-3677.08
717	375	SX271	SLU_ENV_NL	Min	-140198.43	-42568.69	-14837.41	-2221.21	-3779.68
717	375	SX258	SLU_ENV_NL	Min	-144008.41	-42693.36	-15562.07	-4244.33	-3779.68
717	375	DX258	SLU_ENV_NL	Min	-172136.57	-51117.75	-17012.69	-4244.33	-3677.08
718	376	DX258	SLU_ENV_NL	Max	178922.83	54253.98	18952.31	2432.57	4144.24
718	376	SX258	SLU_ENV_NL	Max	203619.93	61660.78	19774.94	2432.57	4161.89
718	376	SX245	SLU_ENV_NL	Max	208418.53	61950.76	20219.61	4458.71	4161.89
718	376	DX245	SLU_ENV_NL	Max	183789.82	54559.81	19396.98	4458.71	4144.24
718	376	DX258	SLU_ENV_NL	Min	-173964.22	-52763.57	-16750.91	-2596.43	-4163.17
718	376	SX258	SLU_ENV_NL	Min	-145816.55	-44321.75	-15929.59	-2596.43	-4146.06
718	376	SX245	SLU_ENV_NL	Min	-151121.83	-44759.76	-16567.59	-4593.11	-4146.06
718	376	DX245	SLU_ENV_NL	Min	-179295.42	-53214.32	-17388.90	-4593.11	-4163.17
719	377	DX245	SLU_ENV_NL	Max	185858.33	56423.68	18147.55	2720.03	4529.85
719	377	SX245	SLU_ENV_NL	Max	210420.94	63755.45	20975.94	2720.03	4800.97
719	377	SX232	SLU_ENV_NL	Max	219386.77	65186.87	21373.12	5043.88	4800.97
719	377	DX232	SLU_ENV_NL	Max	193380.18	57347.87	18544.73	5043.88	4529.85
719	377	DX245	SLU_ENV_NL	Min	-181297.11	-55016.60	-18144.90	-3096.39	-4804.55
719	377	SX245	SLU_ENV_NL	Min	-153189.91	-46622.20	-16016.90	-3096.39	-4536.19
719	377	SX232	SLU_ENV_NL	Min	-157404.91	-46556.25	-16608.94	-4963.05	-4536.19
719	377	DX232	SLU_ENV_NL	Min	-183408.96	-54395.22	-18736.94	-4963.05	-4804.55
720	378	DX232	SLU_ENV_NL	Max	195729.94	59464.97	19332.94	2987.45	4901.43
720	378	SX232	SLU_ENV_NL	Max	221563.59	67148.48	19291.85	2987.45	5381.91
720	378	SX219	SLU_ENV_NL	Max	226369.11	67231.33	19862.29	5583.11	5381.91
720	378	DX219	SLU_ENV_NL	Max	201405.36	59675.62	19903.37	5583.11	4901.43
720	378	DX232	SLU_ENV_NL	Min	-185585.21	-56354.94	-17716.16	-3538.82	-5381.96
720	378	SX232	SLU_ENV_NL	Min	-159754.36	-48672.28	-17349.57	-3538.82	-4901.53
720	378	SX219	SLU_ENV_NL	Min	-167231.16	-49423.37	-18189.04	-5320.14	-4901.53
720	378	DX219	SLU_ENV_NL	Min	-192757.78	-57147.96	-18555.62	-5320.14	-5381.96
721	379	DX219	SLU_ENV_NL	Max	204114.94	62116.94	17710.79	3424.63	5471.18
721	379	SX219	SLU_ENV_NL	Max	228763.47	69389.16	21403.90	3424.63	6360.02



Autorità Portuale di Taranto
Interventi per il dragaggio di 2,3 M³ di sedimenti in area Molo Polisettoriale e per la realizzazione di un primo lotto della cassa di colmata funzionale all'ampliamento del V Sporgente del Porto di Taranto

Allegati alla relazione di calcolo strutturale allineamento "BC"

Data 05/2016
Rev. B
c.d.c.: C296A
514B

721	379	SX206	SLU_ENV_NL	Max	240574.10	71412.11	21958.22	6469.70	6360.02
721	379	DX206	SLU_ENV_NL	Max	214272.21	63399.20	18265.11	6469.70	5471.18
721	379	DX219	SLU_ENV_NL	Min	-195151.37	-59303.20	-19873.04	-4313.79	-6364.49
721	379	SX219	SLU_ENV_NL	Min	-169940.34	-51863.37	-17176.71	-4313.79	-5479.89
721	379	SX206	SLU_ENV_NL	Min	-175330.98	-51718.03	-18047.12	-5855.94	-5479.89
721	379	DX206	SLU_ENV_NL	Min	-196721.72	-58258.73	-20743.46	-5855.94	-6364.49
722	380	DX206	SLU_ENV_NL	Max	217441.99	66254.77	20359.57	3958.55	6173.76
722	380	SX206	SLU_ENV_NL	Max	243261.05	73832.87	18074.77	3958.55	7378.78
722	380	SX193	SLU_ENV_NL	Max	246450.56	73080.61	19280.54	7395.22	7378.78
722	380	DX193	SLU_ENV_NL	Max	223993.36	66175.84	21565.34	7395.22	6173.76
722	380	DX206	SLU_ENV_NL	Min	-199408.41	-60678.63	-18925.85	-5108.73	-7375.88
722	380	SX206	SLU_ENV_NL	Min	-178500.63	-54573.14	-19550.71	-5108.73	-6167.98
722	380	SX193	SLU_ENV_NL	Min	-189977.79	-55970.39	-21034.07	-6500.55	-6167.98
722	380	DX193	SLU_ENV_NL	Min	-211299.09	-62533.62	-20409.21	-6500.55	-7375.88
723	381	DX193	SLU_ENV_NL	Max	227779.51	69586.56	18097.47	4741.06	7165.04
723	381	SX193	SLU_ENV_NL	Max	249528.17	75853.21	21428.28	4741.06	9032.27
723	381	SX180	SLU_ENV_NL	Max	261859.33	77563.04	23122.40	8877.28	9032.27
723	381	DX180	SLU_ENV_NL	Max	240389.89	70864.26	19791.60	8877.28	7165.04
723	381	DX193	SLU_ENV_NL	Min	-214376.51	-65305.57	-22038.69	-6434.80	-9035.98
723	381	SX193	SLU_ENV_NL	Min	-193763.87	-59380.87	-19318.55	-6434.80	-7173.04
723	381	SX180	SLU_ENV_NL	Min	-203230.84	-59717.54	-21400.38	-7409.85	-7173.04
723	381	DX180	SLU_ENV_NL	Min	-219564.85	-64876.84	-24120.53	-7409.85	-9035.98
724	382	DX180	SLU_ENV_NL	Max	245008.81	75027.19	15932.07	5898.95	8610.72
724	382	SX180	SLU_ENV_NL	Max	265504.28	80850.16	31535.00	5898.95	10975.38
724	382	SX167	SLU_ENV_NL	Max	293840.92	86953.40	25646.89	10624.35	10975.38
724	382	DX167	SLU_ENV_NL	Max	268346.27	78979.33	10043.97	10624.35	8610.72
724	382	DX180	SLU_ENV_NL	Min	-223206.76	-68153.84	-30222.69	-7991.62	-10991.47
724	382	SX180	SLU_ENV_NL	Min	-207848.01	-63874.64	-20976.70	-7991.62	-8637.09
724	382	SX167	SLU_ENV_NL	Min	-211351.54	-61885.22	-16013.35	-8717.84	-8637.09
724	382	DX167	SLU_ENV_NL	Min	-215944.98	-63591.68	-25259.34	-8717.84	-10991.47
725	383	DX167	SLU_ENV_NL	Max	325014.60	97145.02	6205.39	3671.39	2020.40
725	383	SX167	SLU_ENV_NL	Max	354774.40	105790.82	4661.46	3671.39	3605.91
725	383	SX154	SLU_ENV_NL	Max	348733.23	105261.47	-1566.29	987.66	3605.91
725	383	DX154	SLU_ENV_NL	Max	321913.48	96933.40	-1331.21	987.66	2020.40
725	383	DX167	SLU_ENV_NL	Min	-259519.63	-77214.56	-8433.59	-5123.54	-3605.30
725	383	SX167	SLU_ENV_NL	Min	-255355.48	-76247.01	-8668.67	-5123.54	-2021.34
725	383	SX154	SLU_ENV_NL	Min	-254108.83	-76592.28	-3649.91	246.19	-2021.34
725	383	DX154	SLU_ENV_NL	Min	-257803.57	-77982.39	-2105.97	246.19	-3605.30
726	384	DX154	SLU_ENV_NL	Max	320750.16	95822.50	-306.10	3855.41	2263.99
726	384	SX154	SLU_ENV_NL	Max	346817.12	103431.30	-1379.18	3855.41	3452.03
726	384	SX141	SLU_ENV_NL	Max	344752.48	104039.58	-2769.34	898.15	3452.03
726	384	DX141	SLU_ENV_NL	Max	319694.63	96310.93	-2274.67	898.15	2263.99
726	384	DX154	SLU_ENV_NL	Min	-255887.08	-76150.96	-4569.62	-4956.61	-3456.58
726	384	SX154	SLU_ENV_NL	Min	-252945.08	-75479.95	-4485.94	-4956.61	-2267.51
726	384	SX141	SLU_ENV_NL	Min	-249126.00	-75141.37	-3347.75	15.16	-2267.51
726	384	DX141	SLU_ENV_NL	Min	-250520.00	-75771.16	-2853.02	15.16	-3456.58
727	385	DX141	SLU_ENV_NL	Max	318667.21	95329.82	-2673.70	3202.76	1519.86
727	385	SX141	SLU_ENV_NL	Max	343094.89	102456.04	-2333.01	3202.76	2654.47
727	385	SX128	SLU_ENV_NL	Max	338181.05	101926.74	-3077.54	626.30	2654.47
727	385	DX128	SLU_ENV_NL	Max	316786.30	95306.23	-2456.10	626.30	1519.86
727	385	DX141	SLU_ENV_NL	Min	-248862.33	-74187.35	-2786.72	-4243.73	-2650.78
727	385	SX141	SLU_ENV_NL	Min	-248098.19	-74158.97	-4828.87	-4243.73	-1520.36
727	385	SX128	SLU_ENV_NL	Min	-246708.68	-74283.09	-4498.24	252.25	-1520.36
727	385	DX128	SLU_ENV_NL	Min	-248069.21	-74892.11	-3418.23	252.25	-2650.78
728	386	DX128	SLU_ENV_NL	Max	316055.05	94608.24	-3436.34	2895.39	1172.38
728	386	SX128	SLU_ENV_NL	Max	336853.58	100658.09	-2067.45	2895.39	2237.26
728	386	SX115	SLU_ENV_NL	Max	335303.16	100988.93	-1913.00	904.10	2237.26
728	386	DX115	SLU_ENV_NL	Max	317019.40	95314.09	-3281.90	904.10	1172.38
728	386	DX128	SLU_ENV_NL	Min	-246742.07	-73624.59	-3592.16	-3864.99	-2237.44
728	386	SX128	SLU_ENV_NL	Min	-245976.91	-73583.35	-5315.31	-3864.99	-1177.34
728	386	SX115	SLU_ENV_NL	Min	-242484.92	-72955.20	-5593.48	-72.87	-1177.34
728	386	DX115	SLU_ENV_NL	Min	-243478.97	-73441.73	-3870.33	-72.87	-2237.44
729	387	DX115	SLU_ENV_NL	Max	316514.71	94832.73	-2838.15	2470.66	684.67
729	387	SX115	SLU_ENV_NL	Max	334202.02	99936.49	-1555.68	2470.66	1820.72
729	387	SX102	SLU_ENV_NL	Max	329816.96	99269.21	-923.63	1308.44	1820.72
729	387	DX102	SLU_ENV_NL	Max	315303.32	94712.68	-2206.10	1308.44	684.67
729	387	DX115	SLU_ENV_NL	Min	-242378.19	-72390.49	-4419.90	-3488.00	-1816.78
729	387	SX115	SLU_ENV_NL	Min	-241979.56	-72471.58	-6112.11	-3488.00	-686.74
729	387	SX102	SLU_ENV_NL	Min	-241715.69	-72636.99	-6061.81	-405.38	-686.74
729	387	DX102	SLU_ENV_NL	Min	-242850.33	-73178.07	-4369.60	-405.38	-1816.78
730	388	DX102	SLU_ENV_NL	Max	315060.52	94480.16	1418.23	2060.89	211.38
730	388	SX102	SLU_ENV_NL	Max	328908.87	98400.75	-752.03	2060.89	1527.31
730	388	SX89	SLU_ENV_NL	Max	327099.65	98401.81	-182.84	1708.40	1527.31
730	388	DX89	SLU_ENV_NL	Max	314204.99	94299.49	1987.43	1708.40	211.38
730	388	DX102	SLU_ENV_NL	Min	-241942.98	-72312.08	-4450.44	-3221.09	-1523.54
730	388	SX102	SLU_ENV_NL	Min	-241473.35	-72406.01	-7120.67	-3221.09	-204.55
730	388	SX89	SLU_ENV_NL	Min	-241881.45	-72600.43	-6726.53	-635.62	-204.55
730	388	DX89	SLU_ENV_NL	Min	-240470.34	-72411.92	-4056.30	-635.62	-1523.54
731	389	DX89	SLU_ENV_NL	Max	314116.12	94213.25	2028.44	1982.36	119.80
731	389	SX89	SLU_ENV_NL	Max	326304.89	97641.50	1030.37	1982.36	1403.52
731	389	SX76	SLU_ENV_NL	Max	322135.16	96890.51	421.02	1783.36	1403.52

731	389	DX76	SLU_ENV_NL	Max	311504.23	93472.85	1419.10	1783.36	119.80
731	389	DX89	SLU_ENV_NL	Min	-239676.43	-71654.42	-4258.70	-3099.61	-1398.53
731	389	SX89	SLU_ENV_NL	Min	-241793.69	-72517.92	-5983.48	-3099.61	-115.01
731	389	SX76	SLU_ENV_NL	Min	-244152.98	-73266.08	-5027.96	-724.99	-115.01
731	389	DX76	SLU_ENV_NL	Min	-240831.94	-72498.09	-3303.18	-724.99	-1398.53
732	390	DX76	SLU_ENV_NL	Max	311375.21	93349.11	643.45	2182.92	356.88
732	390	SX76	SLU_ENV_NL	Max	321360.48	96149.84	427.30	2182.92	1452.06
732	390	SX63	SLU_ENV_NL	Max	320799.29	96498.09	-812.03	1577.60	1452.06
732	390	DX63	SLU_ENV_NL	Max	312081.76	93687.98	-595.88	1577.60	356.88
732	390	DX76	SLU_ENV_NL	Min	-240057.72	-71758.97	-2934.26	-3127.29	-1452.23
732	390	SX76	SLU_ENV_NL	Min	-244024.38	-73143.71	-4295.40	-3127.29	-357.40
732	390	SX63	SLU_ENV_NL	Min	-242549.48	-72828.45	-3115.30	-666.03	-357.40
732	390	DX63	SLU_ENV_NL	Min	-237494.71	-71506.76	-1754.15	-666.03	-1452.23
733	391	DX63	SLU_ENV_NL	Max	311801.25	93419.95	-1453.51	2447.65	676.67
733	391	SX63	SLU_ENV_NL	Max	319982.55	95717.58	-1232.79	2447.65	1557.50
733	391	SX50	SLU_ENV_NL	Max	316478.83	95220.83	-711.71	1301.53	1557.50
733	391	DX50	SLU_ENV_NL	Max	309848.22	93074.90	-116.06	1301.53	676.67
733	391	DX63	SLU_ENV_NL	Min	-236678.14	-70726.83	-1495.04	-3199.24	-1555.54
733	391	SX63	SLU_ENV_NL	Min	-242269.02	-72560.55	-2049.16	-3199.24	-675.75
733	391	SX50	SLU_ENV_NL	Min	-242767.22	-72950.32	-2752.90	-561.08	-675.75
733	391	DX50	SLU_ENV_NL	Min	-236833.11	-71326.54	-3015.16	-561.08	-1555.54
734	392	DX50	SLU_ENV_NL	Max	309351.78	92601.41	-55.38	2842.54	1150.00
734	392	SX50	SLU_ENV_NL	Max	315576.69	94359.59	799.13	2842.54	1764.28
734	392	SX37	SLU_ENV_NL	Max	317768.73	95644.04	2070.32	886.57	1764.28
734	392	DX37	SLU_ENV_NL	Max	312277.70	93887.43	1215.81	886.57	1150.00
734	392	DX50	SLU_ENV_NL	Min	-235930.42	-70463.48	-4670.65	-3360.31	-1771.90
734	392	SX50	SLU_ENV_NL	Min	-242270.09	-72474.56	-2788.14	-3360.31	-1158.04
734	392	SX37	SLU_ENV_NL	Min	-236861.36	-71264.87	-4198.94	-363.55	-1158.04
734	392	DX37	SLU_ENV_NL	Min	-229934.46	-69295.98	-6081.45	-363.55	-1771.90
735	393	DX37	SLU_ENV_NL	Max	311600.36	93243.52	-859.04	2991.86	1336.37
735	393	SX37	SLU_ENV_NL	Max	316838.67	94758.60	5597.17	2991.86	1653.37
735	393	SX24	SLU_ENV_NL	Max	318747.02	95917.10	5441.55	709.83	1653.37
735	393	DX24	SLU_ENV_NL	Max	314072.98	94458.48	-1014.66	709.83	1336.37
735	393	DX37	SLU_ENV_NL	Min	-229901.76	-68401.77	-9092.56	-3252.64	-1673.11
735	393	SX37	SLU_ENV_NL	Min	-236181.30	-70611.95	-2242.33	-3252.64	-1356.43
735	393	SX24	SLU_ENV_NL	Min	-230811.99	-69486.04	-1744.93	-433.59	-1356.43
735	393	DX24	SLU_ENV_NL	Min	-223515.07	-67353.28	-8595.16	-433.59	-1673.11
736	394	DX24	SLU_ENV_NL	Max	313545.19	93957.76	-569.24	2351.61	598.15
736	394	SX24	SLU_ENV_NL	Max	318125.50	95327.32	3023.36	2351.61	625.09
736	394	SX11	SLU_ENV_NL	Max	323496.11	97159.16	2053.64	1328.70	625.09
736	394	DX11	SLU_ENV_NL	Max	317680.52	95409.95	-1538.96	1328.70	598.15
736	394	DX24	SLU_ENV_NL	Min	-222890.17	-66752.26	-3839.16	-2366.75	-640.39
736	394	SX24	SLU_ENV_NL	Min	-230281.23	-68975.44	-1503.03	-2366.75	-608.89
736	394	SX11	SLU_ENV_NL	Min	-224847.47	-67563.17	-136.66	-1294.31	-608.89
736	394	DX11	SLU_ENV_NL	Min	-216158.26	-64962.27	-2472.80	-1294.31	-640.39
737	395	SX273	SLU_ENV_NL	Max	3089.46	1586.96	1877.98	322.63	75.54
737	395	SX286	SLU_ENV_NL	Max	681.33	672.34	3001.65	832.98	75.54
737	395	SX285	SLU_ENV_NL	Max	4366.29	265.17	2735.45	832.98	50.51
737	395	SX272	SLU_ENV_NL	Max	1348.19	1627.86	2777.26	322.63	50.51
737	395	SX273	SLU_ENV_NL	Min	128.50	-488.83	1370.40	-149.98	-62.09
737	395	SX286	SLU_ENV_NL	Min	-2442.63	-526.93	-1049.66	-427.67	-62.09
737	395	SX285	SLU_ENV_NL	Min	-20486.56	-4160.41	-150.38	-427.67	-71.98
737	395	SX272	SLU_ENV_NL	Min	-10757.14	-4069.03	1104.20	-149.98	-71.98
738	396	SX272	SLU_ENV_NL	Max	1691.35	321.48	1994.98	3820.42	12.28
738	396	SX285	SLU_ENV_NL	Max	11176.82	2343.75	2514.53	4129.23	12.28
738	396	SX284	SLU_ENV_NL	Max	23292.82	5995.97	4739.48	4129.23	177.94
738	396	SX271	SLU_ENV_NL	Max	234.07	1279.51	2336.69	3820.42	177.94
738	396	SX272	SLU_ENV_NL	Min	-2888.33	-320.80	111.74	947.65	-155.48
738	396	SX285	SLU_ENV_NL	Min	-17532.86	-3287.98	1881.42	-1274.01	-155.48
738	396	SX284	SLU_ENV_NL	Min	-204156.10	-59666.35	-144.58	-1274.01	-34.06
738	396	SX271	SLU_ENV_NL	Min	-182870.41	-56099.61	-31.02	947.65	-34.06
739	397	SX286	SLU_ENV_NL	Max	232.89	386.51	2409.05	113.25	63.09
739	397	SX299	SLU_ENV_NL	Max	635.61	1451.55	2145.90	687.66	63.09
739	397	SX298	SLU_ENV_NL	Max	7024.05	910.01	2257.80	687.66	26.56
739	397	SX285	SLU_ENV_NL	Max	4655.93	2239.80	2192.93	113.25	26.56
739	397	SX286	SLU_ENV_NL	Min	-1718.35	-1747.98	-567.56	-56.93	-35.23
739	397	SX299	SLU_ENV_NL	Min	-254.54	-1534.67	-303.25	-298.49	-35.23
739	397	SX298	SLU_ENV_NL	Min	-20282.61	-5084.69	-519.37	-298.49	-48.65
739	397	SX285	SLU_ENV_NL	Min	-18502.51	-7300.85	-455.67	-56.93	-48.65
740	398	SX285	SLU_ENV_NL	Max	7642.04	3119.75	1375.03	1887.97	111.27
740	398	SX298	SLU_ENV_NL	Max	10266.83	1898.72	632.10	3525.82	111.27
740	398	SX297	SLU_ENV_NL	Max	29137.96	7641.26	2976.74	3525.82	90.14
740	398	SX284	SLU_ENV_NL	Max	21029.52	7204.83	3942.67	1887.97	90.14
740	398	SX285	SLU_ENV_NL	Min	-12611.60	-5512.49	1046.85	331.23	-92.23
740	398	SX298	SLU_ENV_NL	Min	-32297.65	-8710.29	409.10	-883.94	-92.23
740	398	SX297	SLU_ENV_NL	Min	-194151.67	-57024.62	-0.91	-883.94	-134.53
740	398	SX284	SLU_ENV_NL	Min	-166733.76	-51498.27	413.84	331.23	-134.53
741	399	SX299	SLU_ENV_NL	Max	1210.27	1002.26	2093.12	413.90	-2.98
741	399	SX312	SLU_ENV_NL	Max	-99.57	1140.94	3056.96	301.63	-2.98
741	399	SX311	SLU_ENV_NL	Max	6556.89	1044.00	3166.35	301.63	13.14
741	399	SX298	SLU_ENV_NL	Max	7826.04	2961.93	2202.50	413.90	13.14

741	399	SX299	SLU_ENV_NL	Min	-591.03	-700.07	-426.98	-127.99	-3.71
741	399	SX312	SLU_ENV_NL	Min	-724.76	-923.75	-300.43	-99.41	-3.71
741	399	SX311	SLU_ENV_NL	Min	-21889.80	-5376.27	-218.06	-99.41	-7.27
741	399	SX298	SLU_ENV_NL	Min	-21187.87	-7072.26	-344.60	-127.99	-7.27
742	400	SX298	SLU_ENV_NL	Max	10278.29	3699.12	2382.02	3910.77	1.02
742	400	SX311	SLU_ENV_NL	Max	7819.91	1421.39	3034.66	1414.54	1.02
742	400	SX310	SLU_ENV_NL	Max	28039.45	7694.47	777.21	1414.54	210.26
742	400	SX297	SLU_ENV_NL	Max	30357.38	9943.79	487.30	3910.77	210.26
742	400	SX298	SLU_ENV_NL	Min	-33304.02	-10731.25	289.92	-392.28	-164.36
742	400	SX311	SLU_ENV_NL	Min	-16843.02	-3838.10	-845.09	-298.18	-164.36
742	400	SX310	SLU_ENV_NL	Min	-166573.34	-48815.85	-647.71	-298.18	-13.10
742	400	SX297	SLU_ENV_NL	Min	-194385.57	-59137.84	124.57	-392.28	-13.10
743	401	SX312	SLU_ENV_NL	Max	524.27	874.99	3246.48	501.36	6.94
743	401	SX325	SLU_ENV_NL	Max	1448.95	567.18	1269.24	171.91	6.94
743	401	SX324	SLU_ENV_NL	Max	5162.32	1088.95	880.62	171.91	32.42
743	401	SX311	SLU_ENV_NL	Max	7022.90	2878.07	2857.86	501.36	32.42
743	401	SX312	SLU_ENV_NL	Min	-1875.28	-2051.16	-295.49	-180.32	-17.02
743	401	SX325	SLU_ENV_NL	Min	-530.58	-673.60	-584.15	-28.57	-17.02
743	401	SX324	SLU_ENV_NL	Min	-17290.39	-4663.65	-473.61	-28.57	-15.84
743	401	SX311	SLU_ENV_NL	Min	-22430.87	-7822.78	-184.94	-180.32	-15.84
744	402	SX311	SLU_ENV_NL	Max	8652.93	3372.15	2248.59	3682.70	25.04
744	402	SX324	SLU_ENV_NL	Max	3516.07	590.01	1537.75	1032.11	25.04
744	402	SX323	SLU_ENV_NL	Max	20494.72	5420.06	962.74	1032.11	213.49
744	402	SX310	SLU_ENV_NL	Max	28170.25	8956.47	973.89	3682.70	213.49
744	402	SX311	SLU_ENV_NL	Min	-20271.00	-7202.83	-1002.58	-535.66	-184.30
744	402	SX324	SLU_ENV_NL	Min	-14329.25	-3747.30	332.56	-89.64	-184.30
744	402	SX323	SLU_ENV_NL	Min	-145177.15	-42816.25	263.05	-89.64	-41.89
744	402	SX310	SLU_ENV_NL	Min	-164602.90	-50309.58	-372.40	-535.66	-41.89
745	403	SX325	SLU_ENV_NL	Max	979.37	123.61	1012.89	492.66	9.47
745	403	SX338	SLU_ENV_NL	Max	84.33	1004.07	2044.74	108.46	9.47
745	403	SX337	SLU_ENV_NL	Max	4414.46	498.29	2110.11	108.46	31.72
745	403	SX324	SLU_ENV_NL	Max	5188.45	1664.93	1078.26	492.66	31.72
745	403	SX325	SLU_ENV_NL	Min	-160.57	70.87	-529.61	-168.74	-25.94
745	403	SX338	SLU_ENV_NL	Min	-340.85	-912.63	-471.68	-4.38	-25.94
745	403	SX337	SLU_ENV_NL	Min	-16804.37	-4250.67	-453.78	-4.38	-15.20
745	403	SX324	SLU_ENV_NL	Min	-17215.77	-5536.63	-511.72	-168.74	-15.20
746	404	SX324	SLU_ENV_NL	Max	4196.76	1373.98	1359.00	3591.42	32.74
746	404	SX337	SLU_ENV_NL	Max	3871.55	328.87	1881.34	431.68	32.74
746	404	SX336	SLU_ENV_NL	Max	17957.84	4976.70	465.73	431.68	251.51
746	404	SX323	SLU_ENV_NL	Max	20424.25	6670.17	731.48	3591.42	251.51
746	404	SX324	SLU_ENV_NL	Min	-17655.77	-5702.50	617.72	-502.17	-222.69
746	404	SX337	SLU_ENV_NL	Min	-11277.68	-2558.79	-1588.55	-17.21	-222.69
746	404	SX336	SLU_ENV_NL	Min	-121176.81	-35579.82	-1474.80	-17.21	-40.04
746	404	SX323	SLU_ENV_NL	Min	-142564.84	-43241.73	-56.61	-502.17	-40.04
747	405	SX338	SLU_ENV_NL	Max	560.33	1603.44	2170.11	451.61	9.23
747	405	SX351	SLU_ENV_NL	Max	859.89	816.35	1432.45	62.75	9.23
747	405	SX350	SLU_ENV_NL	Max	3827.00	1485.28	1473.17	62.75	33.81
747	405	SX337	SLU_ENV_NL	Max	4875.88	2524.25	1911.74	451.61	33.81
747	405	SX338	SLU_ENV_NL	Min	-944.96	-1247.07	-471.95	-144.44	-24.55
747	405	SX351	SLU_ENV_NL	Min	356.59	202.12	876.33	11.04	-24.55
747	405	SX350	SLU_ENV_NL	Min	-13196.89	-3756.70	617.96	11.04	-14.10
747	405	SX337	SLU_ENV_NL	Min	-16908.77	-5778.52	-431.23	-144.44	-14.10
748	406	SX337	SLU_ENV_NL	Max	4969.16	2558.29	1601.05	2858.77	31.55
748	406	SX350	SLU_ENV_NL	Max	5192.71	1888.94	2578.15	505.29	31.55
748	406	SX349	SLU_ENV_NL	Max	15857.89	4279.20	2638.08	505.29	188.66
748	406	SX336	SLU_ENV_NL	Max	17708.55	5575.02	385.43	2858.77	188.66
748	406	SX337	SLU_ENV_NL	Min	-14642.23	-5124.32	-1536.62	-428.21	-164.54
748	406	SX350	SLU_ENV_NL	Min	-8709.43	-2384.70	971.74	27.20	-164.54
748	406	SX349	SLU_ENV_NL	Min	-100927.16	-29893.81	-243.88	27.20	-36.79
748	406	SX336	SLU_ENV_NL	Min	-118768.21	-36200.78	-1476.69	-428.21	-36.79
749	407	SX351	SLU_ENV_NL	Max	468.63	94.08	1387.87	401.92	10.66
749	407	SX364	SLU_ENV_NL	Max	293.36	613.36	990.62	40.63	10.66
749	407	SX363	SLU_ENV_NL	Max	1259.12	-439.39	944.63	40.63	30.04
749	407	SX350	SLU_ENV_NL	Max	3421.89	691.34	1536.41	401.92	30.04
749	407	SX351	SLU_ENV_NL	Min	66.88	-705.77	747.00	-135.41	-25.97
749	407	SX364	SLU_ENV_NL	Min	-917.81	-1489.95	-636.76	28.68	-25.97
749	407	SX363	SLU_ENV_NL	Min	-11470.46	-2955.92	-488.23	28.68	-15.76
749	407	SX350	SLU_ENV_NL	Min	-12899.67	-3962.15	701.01	-135.41	-15.76
750	408	SX350	SLU_ENV_NL	Max	5497.04	1318.98	2129.41	2404.47	29.16
750	408	SX363	SLU_ENV_NL	Max	-2675.55	-1624.89	1063.21	444.46	29.16
750	408	SX362	SLU_ENV_NL	Max	4016.34	1019.37	272.08	444.46	154.93
750	408	SX349	SLU_ENV_NL	Max	15587.85	4963.44	3149.79	2404.47	154.93
750	408	SX350	SLU_ENV_NL	Min	-11059.40	-3432.51	610.35	-399.29	-139.21
750	408	SX363	SLU_ENV_NL	Min	-7999.03	-1892.04	-1099.40	111.74	-139.21
750	408	SX362	SLU_ENV_NL	Min	-86461.10	-25484.33	-79.02	111.74	-47.53
750	408	SX349	SLU_ENV_NL	Min	-98875.21	-29839.38	-180.78	-399.29	-47.53
751	409	SX364	SLU_ENV_NL	Max	-428.47	-628.83	1030.64	360.36	12.28
751	409	SX377	SLU_ENV_NL	Max	423.66	-23.50	582.14	52.89	12.28
751	409	SX376	SLU_ENV_NL	Max	1174.06	-237.25	409.56	52.89	30.59
751	409	SX363	SLU_ENV_NL	Max	1174.89	-193.04	858.06	360.36	30.59
751	409	SX364	SLU_ENV_NL	Min	-662.82	-1167.14	-557.94	-110.36	-25.91

751	409	SX377	SLU_ENV_NL	Min	-342.44	-1103.93	-2699.51	-16.07	-25.91
751	409	SX376	SLU_ENV_NL	Min	-8717.62	-2674.06	-2717.63	-16.07	-12.23
751	409	SX363	SLU_ENV_NL	Min	-11381.80	-3824.27	-576.06	-110.36	-12.23
752	410	SX363	SLU_ENV_NL	Max	-2085.82	-1163.89	927.80	1952.56	36.83
752	410	SX376	SLU_ENV_NL	Max	2338.10	104.60	364.81	485.40	36.83
752	410	SX375	SLU_ENV_NL	Max	6794.42	1914.71	-417.37	485.40	117.17
752	410	SX362	SLU_ENV_NL	Max	3567.83	1029.11	145.61	1952.56	117.17
752	410	SX363	SLU_ENV_NL	Min	-10079.75	-3451.05	-396.09	-312.89	-103.01
752	410	SX376	SLU_ENV_NL	Min	-6215.41	-1906.00	-2891.44	139.67	-103.01
752	410	SX375	SLU_ENV_NL	Min	-73653.46	-22003.00	-3295.73	139.67	-31.09
752	410	SX362	SLU_ENV_NL	Min	-84933.72	-25769.80	-800.37	-312.89	-31.09
753	411	SX377	SLU_ENV_NL	Max	507.12	1323.40	538.05	311.74	9.48
753	411	SX390	SLU_ENV_NL	Max	431.58	1343.89	589.76	50.36	9.48
753	411	SX389	SLU_ENV_NL	Max	944.74	1062.01	474.09	50.36	28.68
753	411	SX376	SLU_ENV_NL	Max	1470.11	1154.15	422.38	311.74	28.68
753	411	SX377	SLU_ENV_NL	Min	134.27	173.91	-2725.01	-77.29	-26.04
753	411	SX390	SLU_ENV_NL	Min	336.13	412.38	-362.34	-52.85	-26.04
753	411	SX389	SLU_ENV_NL	Min	-6269.96	-1604.24	-323.39	-52.85	-9.67
753	411	SX376	SLU_ENV_NL	Min	-8273.90	-2357.03	-2686.06	-77.29	-9.67
754	412	SX376	SLU_ENV_NL	Max	3165.47	1667.08	220.24	1745.38	23.15
754	412	SX389	SLU_ENV_NL	Max	46.51	788.22	695.54	349.46	23.15
754	412	SX388	SLU_ENV_NL	Max	1454.79	516.14	698.44	349.46	110.86
754	412	SX375	SLU_ENV_NL	Max	6447.59	1954.03	-510.58	1745.38	110.86
754	412	SX376	SLU_ENV_NL	Min	-7652.68	-2187.40	-3292.79	-215.04	-98.63
754	412	SX389	SLU_ENV_NL	Min	-4034.47	-916.85	270.35	134.67	-98.63
754	412	SX388	SLU_ENV_NL	Min	-61767.17	-18305.55	-35.28	134.67	-29.33
754	412	SX375	SLU_ENV_NL	Min	-72185.42	-21619.02	-2864.70	-215.04	-29.33
755	413	SX415	SLU_ENV_NL	Max	540.15	243.14	-33.61	520.16	44.34
755	413	SX402	SLU_ENV_NL	Max	-419.04	-67.73	-155.11	1053.37	44.34
755	413	SX403	SLU_ENV_NL	Max	-724.96	-144.47	-15.69	1053.37	2.62
755	413	SX416	SLU_ENV_NL	Max	2502.48	968.34	535.63	520.16	2.62
755	413	SX415	SLU_ENV_NL	Min	-42062.43	-12492.59	-78.59	7.41	-0.87
755	413	SX402	SLU_ENV_NL	Min	-48834.85	-14520.83	-584.92	-15.88	-0.87
755	413	SX403	SLU_ENV_NL	Min	-15600.63	-248.53	-48.98	-15.88	-35.68
755	413	SX416	SLU_ENV_NL	Min	351.62	201.58	27.54	7.41	-35.68
756	414	SX416	SLU_ENV_NL	Max	264.25	175.81	165.60	3.77	13.32
756	414	SX403	SLU_ENV_NL	Max	-213.52	8.53	501.41	145.35	13.32
756	414	SX404	SLU_ENV_NL	Max	311.90	283.69	551.17	145.35	1.33
756	414	SX417	SLU_ENV_NL	Max	907.54	446.70	270.18	3.77	1.33
756	414	SX416	SLU_ENV_NL	Min	-2295.31	-477.34	-521.54	-22.07	-0.42
756	414	SX403	SLU_ENV_NL	Min	-3680.63	-878.18	345.13	-7.88	-0.42
756	414	SX404	SLU_ENV_NL	Min	-337.34	-228.74	449.71	-7.88	-11.81
756	414	SX417	SLU_ENV_NL	Min	148.39	-57.95	-471.78	-22.07	-11.81
757	415	SX392	SLU_ENV_NL	Max	492.54	-85.95	-478.67	84.31	4.59
757	415	SX378	SLU_ENV_NL	Max	-2.08	-2.02	349.70	37.45	4.59
757	415	SX379	SLU_ENV_NL	Max	577.55	-1.71	283.60	37.45	29.86
757	415	SX393	SLU_ENV_NL	Max	-239.88	-241.52	-334.10	84.31	29.86
757	415	SX392	SLU_ENV_NL	Min	-368.14	-110.22	-486.22	-25.98	-27.69
757	415	SX378	SLU_ENV_NL	Min	-51.18	-246.56	-561.22	-277.04	-27.69
757	415	SX379	SLU_ENV_NL	Min	-6817.07	-2259.50	-409.10	-277.04	-5.52
757	415	SX393	SLU_ENV_NL	Min	-4633.05	-1605.01	-544.78	-25.98	-5.52
758	416	SX393	SLU_ENV_NL	Max	-859.51	-429.03	179.54	-46.93	7.51
758	416	SX379	SLU_ENV_NL	Max	66.12	-153.52	-443.64	73.46	7.51
758	416	SX380	SLU_ENV_NL	Max	1094.14	269.08	156.33	73.46	86.71
758	416	SX394	SLU_ENV_NL	Max	-427.12	-185.76	664.50	-46.93	86.71
758	416	SX393	SLU_ENV_NL	Min	-1483.19	-646.54	-126.15	-171.44	-73.73
758	416	SX379	SLU_ENV_NL	Min	-6513.75	-2182.01	-634.32	-1310.41	-73.73
758	416	SX380	SLU_ENV_NL	Min	-50293.35	-15207.43	-564.34	-1310.41	-9.45
758	416	SX394	SLU_ENV_NL	Min	-39270.58	-11875.39	58.84	-171.44	-9.45
759	417	SX394	SLU_ENV_NL	Max	20963.55	6068.28	454.73	483.57	1178.89
759	417	SX380	SLU_ENV_NL	Max	20157.61	6054.42	492.94	1396.26	1178.89
759	417	SX381	SLU_ENV_NL	Max	29473.24	8779.33	-104.79	1396.26	127.15
759	417	SX395	SLU_ENV_NL	Max	26059.55	8309.71	414.46	483.57	127.15
759	417	SX394	SLU_ENV_NL	Min	-82635.72	-24834.88	0.57	-1352.37	-125.89
759	417	SX380	SLU_ENV_NL	Min	-83093.54	-25000.68	-518.68	189.01	-125.89
759	417	SX381	SLU_ENV_NL	Min	25123.33	8004.41	-328.18	189.01	-1182.27
759	417	SX395	SLU_ENV_NL	Min	25802.16	7498.82	-366.39	-1352.37	-1182.27
761	418	SX397	SLU_ENV_NL	Max	58164.25	17084.04	186.91	1154.31	330.88
761	418	SX383	SLU_ENV_NL	Max	61019.11	18039.35	302.02	458.93	330.88
761	418	SX384	SLU_ENV_NL	Max	22427.01	6717.24	381.73	458.93	1333.11
761	418	SX398	SLU_ENV_NL	Max	21909.57	6613.37	25.84	1154.31	1333.11
761	418	SX397	SLU_ENV_NL	Min	-1105.63	496.51	-424.15	-311.96	-1334.33
761	418	SX383	SLU_ENV_NL	Min	-1901.53	269.50	16.71	-1954.55	-1334.33
761	418	SX384	SLU_ENV_NL	Min	-70412.40	-21114.37	-144.37	-1954.55	-330.55
761	418	SX398	SLU_ENV_NL	Min	-68182.74	-20616.39	-344.45	-311.96	-330.55
762	419	SX398	SLU_ENV_NL	Max	21909.36	6613.31	344.44	311.97	1329.68
762	419	SX384	SLU_ENV_NL	Max	22426.82	6717.18	142.28	1941.14	1329.68
762	419	SX385	SLU_ENV_NL	Max	59974.96	17735.28	-18.18	1941.14	330.89
762	419	SX399	SLU_ENV_NL	Max	57127.66	16783.39	424.15	311.97	330.89
762	419	SX398	SLU_ENV_NL	Min	-66188.07	-20017.58	-20.24	-1159.75	-330.56
762	419	SX384	SLU_ENV_NL	Min	-68412.86	-20514.92	-381.74	-458.95	-330.56



Autorità Portuale di Taranto
Interventi per il dragaggio di 2,3 M m³ di sedimenti in area Molo Polisettoriale e per la realizzazione di un primo lotto della cassa di colmata funzionale all'ampliamento del V Sporgente del Porto di Taranto

Allegati alla relazione di calcolo strutturale allineamento "BC"

Data 05/2016
Rev. B
c.d.c.: C296A
514B



762	419	SX385	SLU_ENV_NL	Min	-1901.55	269.48	-302.03	-458.95	-1330.89
762	419	SX399	SLU_ENV_NL	Min	-1105.63	496.50	-180.70	-1159.75	-1330.89
764	420	SX401	SLU_ENV_NL	Max	26059.76	8309.70	376.35	1351.01	127.15
764	420	SX387	SLU_ENV_NL	Max	27893.19	8269.69	317.29	-189.01	127.15
764	420	SX388	SLU_ENV_NL	Max	17037.69	5101.61	518.69	-189.01	1181.87
764	420	SX402	SLU_ENV_NL	Max	17853.11	5136.68	-0.50	1351.01	1181.87
764	420	SX401	SLU_ENV_NL	Min	24232.39	7000.43	-414.47	-483.57	-1185.16
764	420	SX387	SLU_ENV_NL	Min	25123.40	8004.36	104.72	-1404.45	-1185.16
764	420	SX388	SLU_ENV_NL	Min	-83094.01	-25000.83	-500.52	-1404.45	-125.89
764	420	SX402	SLU_ENV_NL	Min	-82636.06	-24835.00	-441.45	-483.57	-125.89
765	421	SX402	SLU_ENV_NL	Max	-376.40	-170.34	-35.76	290.96	96.35
765	421	SX388	SLU_ENV_NL	Max	1149.11	285.35	540.91	1490.91	96.35
765	421	SX389	SLU_ENV_NL	Max	-5.58	-173.55	636.04	1490.91	9.17
765	421	SX403	SLU_ENV_NL	Max	-798.24	-435.03	172.42	290.96	9.17
765	421	SX402	SLU_ENV_NL	Min	-49809.96	-15036.34	-639.72	53.24	-11.08
765	421	SX388	SLU_ENV_NL	Min	-60542.66	-18298.40	-176.10	-81.74	-11.08
765	421	SX389	SLU_ENV_NL	Min	-5555.36	-1911.95	414.49	-81.74	-83.73
765	421	SX403	SLU_ENV_NL	Min	-885.55	-442.12	-162.18	53.24	-83.73
766	422	SX403	SLU_ENV_NL	Max	-253.81	-243.80	559.81	22.10	24.74
766	422	SX389	SLU_ENV_NL	Max	535.40	-12.97	455.36	247.72	24.74
766	422	SX390	SLU_ENV_NL	Max	21.14	4.42	587.57	247.72	3.63
766	422	SX404	SLU_ENV_NL	Max	418.13	-99.93	499.56	22.10	3.63
766	422	SX403	SLU_ENV_NL	Min	-4075.68	-1439.51	334.21	-68.08	-4.53
766	422	SX389	SLU_ENV_NL	Min	-6087.08	-2057.31	-309.91	-32.28	-4.53
766	422	SX390	SLU_ENV_NL	Min	-96.40	-284.87	-370.16	-32.28	-22.65
766	422	SX404	SLU_ENV_NL	Min	-334.11	-117.73	466.41	-68.08	-22.65
785	423	DX406	SLU_ENV_NL	Max	108070.78	32320.55	141.95	440.27	-227.96
785	423	DX393	SLU_ENV_NL	Max	107549.23	32127.42	-383.88	-119.06	-227.96
785	423	DX394	SLU_ENV_NL	Max	7876.68	2858.94	-88.25	-119.06	240.59
785	423	DX407	SLU_ENV_NL	Max	8668.19	3112.48	486.97	440.27	240.59
785	423	DX406	SLU_ENV_NL	Min	-43602.13	-13115.94	-54.66	-231.51	-239.89
785	423	DX393	SLU_ENV_NL	Min	-43447.89	-13125.65	-629.87	-764.34	-239.89
785	423	DX394	SLU_ENV_NL	Min	-53433.61	-15487.92	-199.41	-764.34	229.76
785	423	DX407	SLU_ENV_NL	Min	-52113.06	-15005.03	326.42	-231.51	229.76
787	424	DX409	SLU_ENV_NL	Max	-20713.97	-5689.38	-254.28	-133.02	284.29
787	424	DX396	SLU_ENV_NL	Max	-21355.05	-5910.23	391.82	511.00	284.29
787	424	DX397	SLU_ENV_NL	Max	37130.93	11121.43	482.47	511.00	-159.66
787	424	DX410	SLU_ENV_NL	Max	36685.11	11034.83	-203.13	-133.02	-159.66
787	424	DX409	SLU_ENV_NL	Min	-24224.34	-6236.98	-553.20	-151.25	160.40
787	424	DX396	SLU_ENV_NL	Min	-24688.19	-6474.73	178.16	240.02	160.40
787	424	DX397	SLU_ENV_NL	Min	-7169.78	-2266.98	229.32	240.02	-283.93
787	424	DX410	SLU_ENV_NL	Min	-7275.50	-2226.37	-462.55	-151.25	-283.93
788	425	DX410	SLU_ENV_NL	Max	36685.08	11034.82	485.34	151.26	-160.51
788	425	DX397	SLU_ENV_NL	Max	37130.94	11121.43	-229.31	-253.00	-160.51
788	425	DX398	SLU_ENV_NL	Max	-21355.33	-5910.32	-178.17	-253.00	284.29
788	425	DX411	SLU_ENV_NL	Max	-20714.24	-5689.47	564.51	151.26	284.29
788	425	DX410	SLU_ENV_NL	Min	-5164.92	-1593.00	203.13	121.98	-283.93
788	425	DX397	SLU_ENV_NL	Min	-5041.32	-1628.63	-482.35	-511.01	-283.93
788	425	DX398	SLU_ENV_NL	Min	-26427.52	-6971.73	-403.18	-511.01	161.23
788	425	DX411	SLU_ENV_NL	Min	-25982.57	-6735.70	254.27	121.98	161.23
790	426	DX413	SLU_ENV_NL	Max	8668.41	3112.47	-326.40	244.22	240.59
790	426	DX400	SLU_ENV_NL	Max	7876.87	2858.92	199.37	775.96	240.59
790	426	DX401	SLU_ENV_NL	Max	110681.00	33056.19	632.10	775.96	-227.46
790	426	DX414	SLU_ENV_NL	Max	111228.25	33259.68	76.38	244.22	-227.46
790	426	DX413	SLU_ENV_NL	Min	-52882.45	-15263.86	-479.32	-440.27	229.32
790	426	DX400	SLU_ENV_NL	Min	-54226.11	-15757.06	76.40	119.05	229.32
790	426	DX401	SLU_ENV_NL	Min	-43448.14	-13125.73	383.85	119.05	-239.89
790	426	DX414	SLU_ENV_NL	Min	-43602.33	-13116.02	-141.91	-440.27	-239.89
793	427	DX393	SLU_ENV_NL	Max	107916.61	32607.65	0.58	1011.55	-691.84
793	427	DX380	SLU_ENV_NL	Max	107477.45	32252.20	534.14	-707.42	-691.84
793	427	DX381	SLU_ENV_NL	Max	6528.34	1293.11	662.62	-707.42	738.41
793	427	DX394	SLU_ENV_NL	Max	7305.22	1749.29	170.48	1011.55	738.41
793	427	DX393	SLU_ENV_NL	Min	-43103.40	-12772.52	-836.19	301.74	-738.24
793	427	DX380	SLU_ENV_NL	Min	-41148.36	-12380.88	-344.05	-1313.60	-738.24
793	427	DX381	SLU_ENV_NL	Min	-56995.72	-17569.87	138.56	-1313.60	695.79
793	427	DX394	SLU_ENV_NL	Min	-53943.59	-16443.50	-395.01	301.74	695.79
795	428	DX396	SLU_ENV_NL	Max	-21880.75	-6725.72	331.86	-522.05	862.81
795	428	DX383	SLU_ENV_NL	Max	-23660.29	-7440.80	-134.84	1194.17	862.81
795	428	DX384	SLU_ENV_NL	Max	38951.27	11573.13	-81.58	1194.17	-498.86
795	428	DX397	SLU_ENV_NL	Max	37474.96	11331.33	439.03	-522.05	-498.86
795	428	DX396	SLU_ENV_NL	Min	-25403.48	-8327.10	101.79	-815.54	500.62
795	428	DX383	SLU_ENV_NL	Min	-26598.74	-8939.93	-511.73	642.84	500.62
795	428	DX384	SLU_ENV_NL	Min	-6209.36	-1887.00	-404.56	642.84	-861.55
795	428	DX397	SLU_ENV_NL	Min	-6882.01	-1839.63	155.05	-815.54	-861.55
796	429	DX397	SLU_ENV_NL	Max	37474.98	11331.34	-155.05	815.57	-501.08
796	429	DX384	SLU_ENV_NL	Max	38951.34	11573.15	402.24	-657.49	-501.08
796	429	DX385	SLU_ENV_NL	Max	-23660.63	-7440.90	513.82	-657.49	862.82
796	429	DX398	SLU_ENV_NL	Max	-21881.04	-6725.81	-101.79	815.57	862.82
796	429	DX397	SLU_ENV_NL	Min	-4752.72	-1200.58	-447.70	512.59	-861.56
796	429	DX384	SLU_ENV_NL	Min	-4083.58	-1249.53	81.58	-1194.20	-861.56
796	429	DX385	SLU_ENV_NL	Min	-28360.24	-9474.33	134.84	-1194.20	502.85



Autorità Portuale di Taranto
Interventi per il dragaggio di 2,3 M m³ di sedimenti in area Molo Polisettoriale e per la realizzazione di un primo lotto della cassa di colmata funzionale all'ampliamento del V Sporgente del Porto di Taranto

Allegati alla relazione di calcolo strutturale allineamento "BC"

Data 05/2016
Rev. B
c.d.c.: C296A
514B



796	429	DX398	SLU_ENV_NL	Min	-27153.37	-8857.27	-336.12	512.59	502.85
798	430	DX400	SLU_ENV_NL	Max	7305.47	1749.44	395.01	-283.42	738.41
798	430	DX387	SLU_ENV_NL	Max	6528.71	1293.30	-138.49	1319.54	738.41
798	430	DX388	SLU_ENV_NL	Max	110613.10	33191.96	339.28	1319.54	-686.47
798	430	DX401	SLU_ENV_NL	Max	111057.95	33571.86	831.48	-283.42	-686.47
798	430	DX400	SLU_ENV_NL	Min	-54718.69	-16658.16	-172.94	-1011.55	690.52
798	430	DX387	SLU_ENV_NL	Min	-57769.06	-17795.96	-665.14	707.42	690.52
798	430	DX388	SLU_ENV_NL	Min	-41148.47	-12380.90	-534.15	707.42	-738.24
798	430	DX401	SLU_ENV_NL	Min	-43103.63	-12772.59	-0.65	-1011.55	-738.24
831	431	SX407	SLU_ENV_NL	Max	115107.70	34538.92	203.00	421.54	17.35
831	431	DX406	SLU_ENV_NL	Max	106502.23	31952.27	-46.93	421.54	70.56
831	431	DX393	SLU_ENV_NL	Max	106113.48	31832.44	-146.72	540.09	70.56
831	431	SX394	SLU_ENV_NL	Max	114075.55	34216.06	208.17	540.09	17.35
831	431	SX407	SLU_ENV_NL	Min	-91830.58	-27550.88	90.92	-433.47	-69.33
831	431	DX406	SLU_ENV_NL	Min	-97680.92	-29311.19	-359.37	-433.47	-16.92
831	431	DX393	SLU_ENV_NL	Min	-98916.87	-29668.14	-354.20	-462.51	-16.92
831	431	SX394	SLU_ENV_NL	Min	-92269.25	-27679.06	-8.87	-462.51	-69.33
832	432	SX394	SLU_ENV_NL	Max	114141.20	34268.65	199.92	249.79	81.42
832	432	DX393	SLU_ENV_NL	Max	106132.44	31847.79	131.72	249.79	275.25
832	432	DX380	SLU_ENV_NL	Max	107149.22	32136.71	117.60	714.70	275.25
832	432	SX380	SLU_ENV_NL	Max	113143.18	33916.67	-190.24	714.70	81.42
832	432	SX394	SLU_ENV_NL	Min	-92288.15	-27694.24	-337.30	-378.96	-273.35
832	432	DX393	SLU_ENV_NL	Min	-98982.78	-29721.59	-834.30	-378.96	-82.48
832	432	DX380	SLU_ENV_NL	Min	-100780.01	-30207.24	-1224.47	-517.85	-82.48
832	432	SX380	SLU_ENV_NL	Min	-91510.13	-27445.25	-351.41	-517.85	-273.35
836	433	SX415	SLU_ENV_NL	Max	121721.91	36522.91	-90.93	433.48	17.35
836	433	SX402	SLU_ENV_NL	Max	120630.39	36182.78	8.86	462.51	17.35
836	433	DX401	SLU_ENV_NL	Max	106113.96	31832.59	440.73	462.51	67.84
836	433	DX414	SLU_ENV_NL	Max	106502.75	31952.43	398.45	433.48	67.84
836	433	SX415	SLU_ENV_NL	Min	-91830.99	-27551.01	-165.05	-445.28	-66.56
836	433	SX402	SLU_ENV_NL	Min	-92269.69	-27679.20	-122.76	-559.18	-66.56
836	433	DX401	SLU_ENV_NL	Min	-101841.68	-30545.85	146.73	-559.18	-16.91
836	433	DX414	SLU_ENV_NL	Min	-100554.36	-30172.97	46.94	-445.28	-16.91
837	434	SX402	SLU_ENV_NL	Max	120694.28	36233.95	337.34	378.96	81.41
837	434	SX388	SLU_ENV_NL	Max	119719.60	35890.22	401.59	517.85	81.41
837	434	DX388	SLU_ENV_NL	Max	107149.82	32136.89	1448.17	517.85	268.77
837	434	DX401	SLU_ENV_NL	Max	106132.92	31847.93	988.64	378.96	268.77
837	434	SX402	SLU_ENV_NL	Min	-92288.60	-27694.37	-57.94	-276.66	-266.88
837	434	SX388	SLU_ENV_NL	Min	-91510.45	-27445.34	351.46	-730.60	-266.88
837	434	DX388	SLU_ENV_NL	Min	-103660.86	-31072.12	-117.66	-730.60	-82.47
837	434	DX401	SLU_ENV_NL	Min	-101905.84	-30597.88	-131.77	-276.66	-82.47
859	435	DX381	SLU_ENV_NL	Max	5405.34	3230.80	-245.47	-1410.41	1738.22
859	435	DX368	SLU_ENV_NL	Max	-2821.71	582.88	2218.12	4818.90	1738.22
859	435	DX369	SLU_ENV_NL	Max	130199.21	38740.06	1955.70	4818.90	-514.29
859	435	DX382	SLU_ENV_NL	Max	120368.34	36047.95	-496.76	-1410.41	-514.29
859	435	DX381	SLU_ENV_NL	Min	-36698.65	-10119.90	-762.72	-3284.58	516.88
859	435	DX368	SLU_ENV_NL	Min	-38727.87	-11392.65	1275.58	993.14	516.88
859	435	DX369	SLU_ENV_NL	Min	-69802.50	-21556.17	1024.29	993.14	-1738.33
859	435	DX382	SLU_ENV_NL	Min	-73064.37	-21859.46	-1025.14	-3284.58	-1738.33
860	436	DX382	SLU_ENV_NL	Max	45335.42	13539.36	1280.77	3590.22	-475.59
860	436	DX369	SLU_ENV_NL	Max	56118.21	16514.48	-210.02	-1288.33	-475.59
860	436	DX370	SLU_ENV_NL	Max	-15723.66	-4091.56	-816.30	-1288.33	1734.61
860	436	DX383	SLU_ENV_NL	Max	-14439.01	-3080.95	845.12	3590.22	1734.61
860	436	DX382	SLU_ENV_NL	Min	11821.05	3600.53	726.55	932.16	-1736.37
860	436	DX369	SLU_ENV_NL	Min	15582.64	4065.01	-879.22	-4500.28	-1736.37
860	436	DX370	SLU_ENV_NL	Min	-26272.63	-7643.57	-1314.87	-4500.28	477.04
860	436	DX383	SLU_ENV_NL	Min	-19362.18	-5327.71	120.27	932.16	477.04
861	437	DX385	SLU_ENV_NL	Max	-16168.50	-3597.71	-120.30	-942.59	1734.65
861	437	DX372	SLU_ENV_NL	Max	-17429.90	-4610.47	1324.17	4500.26	1734.65
861	437	DX373	SLU_ENV_NL	Max	56118.67	16514.59	881.08	4500.26	-475.12
861	437	DX386	SLU_ENV_NL	Max	45336.23	13539.59	-726.55	-942.59	-475.12
861	437	DX385	SLU_ENV_NL	Min	-19362.76	-5327.83	-848.28	-3590.20	476.59
861	437	DX372	SLU_ENV_NL	Min	-26273.21	-7643.69	816.37	1275.69	476.59
861	437	DX373	SLU_ENV_NL	Min	12011.26	2980.13	210.12	1275.69	-1736.40
861	437	DX386	SLU_ENV_NL	Min	8229.55	2519.06	-1291.37	-3590.20	-1736.40
862	438	DX386	SLU_ENV_NL	Max	120368.59	36048.01	1025.15	3284.58	-517.63
862	438	DX373	SLU_ENV_NL	Max	130199.87	38740.24	-1032.23	-988.62	-517.63
862	438	DX374	SLU_ENV_NL	Max	-2821.28	582.95	-1280.69	-988.62	1738.22
862	438	DX387	SLU_ENV_NL	Max	5405.35	3230.74	762.61	3284.58	1738.22
862	438	DX386	SLU_ENV_NL	Min	-75875.33	-22706.10	497.82	1430.72	-1738.34
862	438	DX373	SLU_ENV_NL	Min	-72629.94	-22418.53	-1955.61	-4818.90	-1738.34
862	438	DX374	SLU_ENV_NL	Min	-39546.22	-11651.55	-2218.15	-4818.90	520.31
862	438	DX387	SLU_ENV_NL	Min	-37505.28	-10357.48	249.36	1430.72	520.31
863	439	DX368	SLU_ENV_NL	Max	-7299.54	-3424.04	2814.53	-2080.99	1876.90
863	439	DX355	SLU_ENV_NL	Max	-12359.34	-5203.44	43.30	5312.45	1876.90
863	439	DX356	SLU_ENV_NL	Max	147343.21	44288.58	-337.23	5312.45	-827.92
863	439	DX369	SLU_ENV_NL	Max	133980.99	40426.83	1547.70	-2080.99	-827.92
863	439	DX368	SLU_ENV_NL	Min	-40082.49	-11834.44	1250.50	-3450.22	832.06
863	439	DX355	SLU_ENV_NL	Min	-43391.60	-13876.07	-21.32	1788.27	832.06
863	439	DX356	SLU_ENV_NL	Min	-62817.41	-19025.18	-1288.15	1788.27	-1882.46
863	439	DX369	SLU_ENV_NL	Min	-67967.65	-19513.65	869.97	-3450.22	-1882.46



Autorità Portuale di Taranto
Interventi per il dragaggio di 2,3 M m³ di sedimenti in area Molo Polisettoriale e per la realizzazione di un primo lotto della cassa di colmata funzionale all'ampliamento del V Sporgente del Porto di Taranto

Allegati alla relazione di calcolo strutturale allineamento "BC"

Data 05/2016
Rev. B
c.d.c.: C296A
514B

864	440	DX369	SLU_ENV_NL	Max	59907.72	18204.29	-451.58	3787.88	-778.08
864	440	DX356	SLU_ENV_NL	Max	69913.10	21060.11	1192.55	-2055.88	-778.08
864	440	DX357	SLU_ENV_NL	Max	-19926.50	-7280.92	726.80	-2055.88	1888.68
864	440	DX370	SLU_ENV_NL	Max	-17256.49	-5404.56	-651.59	3787.88	1888.68
864	440	DX369	SLU_ENV_NL	Min	17322.46	6067.93	-830.41	1580.07	-1888.70
864	440	DX356	SLU_ENV_NL	Min	22396.01	6544.30	354.14	-5016.80	-1888.70
864	440	DX357	SLU_ENV_NL	Min	-38797.34	-11996.21	154.13	-5016.80	781.81
864	440	DX370	SLU_ENV_NL	Min	-30006.95	-9149.41	-1296.16	1580.07	781.81
865	441	DX372	SLU_ENV_NL	Max	-18956.51	-5903.04	1296.75	-1590.89	1888.71
865	441	DX359	SLU_ENV_NL	Max	-21660.36	-7795.80	-154.16	5016.76	1888.71
865	441	DX360	SLU_ENV_NL	Max	69913.27	21060.18	-354.17	5016.76	-777.78
865	441	DX373	SLU_ENV_NL	Max	59908.09	18204.42	836.95	-1590.89	-777.78
865	441	DX372	SLU_ENV_NL	Min	-30007.46	-9149.61	651.68	-3787.86	781.60
865	441	DX359	SLU_ENV_NL	Min	-38797.62	-11996.35	-727.15	2043.78	781.60
865	441	DX360	SLU_ENV_NL	Min	18822.47	5476.52	-1186.95	2043.78	-1888.73
865	441	DX373	SLU_ENV_NL	Min	13760.36	5014.37	451.66	-3787.86	-1888.73
866	442	DX373	SLU_ENV_NL	Max	133981.66	40427.05	-870.98	3450.22	-833.69
866	442	DX360	SLU_ENV_NL	Max	147343.72	44288.76	1288.19	-1789.49	-833.69
866	442	DX361	SLU_ENV_NL	Max	-12359.07	-5203.35	21.41	-1789.49	1876.90
866	442	DX374	SLU_ENV_NL	Max	-7299.08	-3423.91	-1259.14	3450.22	1876.90
866	442	DX373	SLU_ENV_NL	Min	-70778.08	-20340.61	-1547.69	2106.80	-1882.46
866	442	DX360	SLU_ENV_NL	Min	-65601.94	-19857.36	351.01	-5312.45	-1882.46
866	442	DX361	SLU_ENV_NL	Min	-44195.23	-14127.17	-37.15	-5312.45	837.89
866	442	DX374	SLU_ENV_NL	Min	-40899.73	-12068.29	-2814.46	2106.80	837.89
867	443	DX355	SLU_ENV_NL	Max	-14073.50	-5614.39	-39.39	1263.40	1264.44
867	443	DX342	SLU_ENV_NL	Max	-16211.58	-5154.22	1601.95	2882.30	1264.44
867	443	DX343	SLU_ENV_NL	Max	145478.96	43901.89	1151.66	2882.30	110.51
867	443	DX356	SLU_ENV_NL	Max	148782.94	43784.77	345.01	1263.40	110.51
867	443	DX355	SLU_ENV_NL	Min	-44740.36	-12009.29	-581.38	-2995.71	-112.05
867	443	DX342	SLU_ENV_NL	Min	-50352.95	-15278.46	-1671.34	744.63	-112.05
867	443	DX343	SLU_ENV_NL	Min	-52938.82	-16999.64	-744.95	744.63	-1257.35
867	443	DX356	SLU_ENV_NL	Min	-60484.40	-17611.13	-489.67	-2995.71	-1257.35
868	444	DX356	SLU_ENV_NL	Max	71396.14	20574.85	1325.00	2487.31	74.32
868	444	DX343	SLU_ENV_NL	Max	70839.35	21503.88	-45.54	-510.63	74.32
868	444	DX344	SLU_ENV_NL	Max	-25986.47	-7537.26	56.71	-510.63	1208.12
868	444	DX357	SLU_ENV_NL	Max	-20902.53	-4486.75	768.33	2487.31	1208.12
868	444	DX356	SLU_ENV_NL	Min	24620.66	7912.18	-310.43	-870.36	-1201.83
868	444	DX343	SLU_ENV_NL	Min	32371.29	8601.60	-993.49	-3130.04	-1201.83
868	444	DX344	SLU_ENV_NL	Min	-40195.00	-11942.75	-1550.16	-3130.04	-80.01
868	444	DX357	SLU_ENV_NL	Min	-40771.76	-13148.87	-208.18	-870.36	-80.01
869	445	DX359	SLU_ENV_NL	Max	-22638.99	-5010.37	208.14	870.33	1207.61
869	445	DX346	SLU_ENV_NL	Max	-27719.37	-8075.08	1554.22	3117.31	1207.61
869	445	DX347	SLU_ENV_NL	Max	70839.52	21503.91	994.29	3117.31	74.31
869	445	DX360	SLU_ENV_NL	Max	71396.26	20574.87	310.40	870.33	74.31
869	445	DX359	SLU_ENV_NL	Min	-40771.98	-13148.95	-764.83	-2497.32	-80.01
869	445	DX346	SLU_ENV_NL	Min	-40195.30	-11942.85	-56.72	510.64	-80.01
869	445	DX347	SLU_ENV_NL	Min	28803.28	7512.71	45.53	510.64	-1201.24
869	445	DX360	SLU_ENV_NL	Min	21045.21	6838.12	-1324.76	-2497.32	-1201.24
870	446	DX360	SLU_ENV_NL	Max	148783.45	43784.90	502.45	3023.47	110.51
870	446	DX347	SLU_ENV_NL	Max	145479.61	43902.06	744.83	-744.63	110.51
870	446	DX348	SLU_ENV_NL	Max	-16211.11	-5153.99	1671.16	-744.63	1271.18
870	446	DX361	SLU_ENV_NL	Max	-14073.21	-5614.20	581.41	3023.47	1271.18
870	446	DX360	SLU_ENV_NL	Min	-63260.36	-18444.08	-344.92	-1263.40	-1263.96
870	446	DX347	SLU_ENV_NL	Min	-55710.24	-17850.81	-1160.79	-2885.67	-1263.96
870	446	DX348	SLU_ENV_NL	Min	-51154.32	-15533.09	-1614.72	-2885.67	-112.05
870	446	DX361	SLU_ENV_NL	Min	-45544.69	-12233.35	48.52	-1263.40	-112.05
871	447	DX342	SLU_ENV_NL	Max	-15553.92	-4515.00	1514.56	1834.01	1832.30
871	447	DX329	SLU_ENV_NL	Max	-12637.45	-2379.87	468.85	4342.02	1832.30
871	447	DX330	SLU_ENV_NL	Max	142518.47	43750.25	-40.95	4342.02	364.22
871	447	DX343	SLU_ENV_NL	Max	144712.90	42901.34	1004.77	1834.01	364.22
871	447	DX342	SLU_ENV_NL	Min	-53084.61	-15011.83	-1015.23	-4176.13	-372.17
871	447	DX329	SLU_ENV_NL	Min	-61416.91	-19699.52	-155.57	117.56	-372.17
871	447	DX330	SLU_ENV_NL	Min	-38704.41	-12315.28	-127.19	117.56	-1822.15
871	447	DX343	SLU_ENV_NL	Min	-48986.24	-13196.50	-986.86	-4176.13	-1822.15
872	448	DX343	SLU_ENV_NL	Max	70172.90	20544.23	-403.68	3651.04	307.51
872	448	DX330	SLU_ENV_NL	Max	66865.53	21049.48	1414.86	54.34	307.51
872	448	DX331	SLU_ENV_NL	Max	-35960.75	-10759.69	658.34	54.34	1767.12
872	448	DX344	SLU_ENV_NL	Max	-28942.74	-8394.97	129.41	3651.04	1767.12
872	448	DX343	SLU_ENV_NL	Min	36195.15	12351.26	-837.39	-1392.01	-1758.19
872	448	DX330	SLU_ENV_NL	Min	46794.35	13341.00	-503.83	-4566.08	-1758.19
872	448	DX331	SLU_ENV_NL	Min	-39234.55	-12736.44	29.26	-4566.08	-313.00
872	448	DX344	SLU_ENV_NL	Min	-39927.16	-12311.77	-1593.90	-1392.01	-313.00
873	449	DX346	SLU_ENV_NL	Max	-30664.24	-8892.90	1594.55	1391.99	1767.36
873	449	DX333	SLU_ENV_NL	Max	-37702.31	-10759.80	-29.32	4555.21	1767.36
873	449	DX334	SLU_ENV_NL	Max	66865.77	21049.58	503.78	4555.21	307.52
873	449	DX347	SLU_ENV_NL	Max	70173.11	20544.31	837.31	1391.99	307.52
873	449	DX346	SLU_ENV_NL	Min	-39927.48	-12311.87	-129.43	-3662.65	-313.00
873	449	DX333	SLU_ENV_NL	Min	-39234.91	-13250.95	-652.92	-54.35	-313.00
873	449	DX334	SLU_ENV_NL	Min	43255.29	12282.21	-1410.15	-54.35	-1758.35
873	449	DX347	SLU_ENV_NL	Min	32640.34	11304.48	403.67	-3662.65	-1758.35
874	450	DX347	SLU_ENV_NL	Max	144713.56	42901.56	986.67	4210.07	364.22

874	450	DX334	SLU_ENV_NL	Max	142518.89	43750.40	127.32	-117.56	364.22
874	450	DX335	SLU_ENV_NL	Max	-12637.30	-2379.98	155.78	-117.56	1841.78
874	450	DX348	SLU_ENV_NL	Max	-15553.53	-4515.04	1015.12	4210.07	1841.78
874	450	DX347	SLU_ENV_NL	Min	-51731.54	-13998.75	-1007.72	-1834.02	-1831.54
874	450	DX334	SLU_ENV_NL	Min	-41406.06	-13124.52	49.81	-4352.05	-1831.54
874	450	DX335	SLU_ENV_NL	Min	-62197.02	-19946.30	-472.54	-4352.05	-372.17
874	450	DX348	SLU_ENV_NL	Min	-53887.05	-15231.89	-1530.07	-1834.02	-372.17
875	451	DX329	SLU_ENV_NL	Max	-12731.44	-5188.65	542.41	1894.99	2194.59
875	451	DX316	SLU_ENV_NL	Max	-9492.95	-2404.85	1940.62	5359.50	2194.59
875	451	DX317	SLU_ENV_NL	Max	139593.03	42494.87	1125.78	5359.50	405.47
875	451	DX330	SLU_ENV_NL	Max	140948.69	41013.10	-102.87	1894.99	405.47
875	451	DX329	SLU_ENV_NL	Min	-64415.64	-17484.69	-3.09	-4842.72	-416.84
875	451	DX316	SLU_ENV_NL	Min	-74062.02	-23145.87	-350.94	-21.73	-416.84
875	451	DX317	SLU_ENV_NL	Min	-20871.19	-8044.38	-450.72	-21.73	-2182.37
875	451	DX330	SLU_ENV_NL	Min	-34082.99	-9121.14	-272.44	-4842.72	-2182.37
876	452	DX330	SLU_ENV_NL	Max	65437.83	18368.92	1423.53	4298.21	337.66
876	452	DX317	SLU_ENV_NL	Max	63832.41	19609.83	-1.56	162.21	337.66
876	452	DX318	SLU_ENV_NL	Max	-37456.41	-10865.28	210.06	162.21	2118.33
876	452	DX331	SLU_ENV_NL	Max	-38396.06	-9054.86	768.14	4298.21	2118.33
876	452	DX330	SLU_ENV_NL	Min	51274.02	16473.94	-413.09	-1434.17	-2105.66
876	452	DX317	SLU_ENV_NL	Min	63339.81	17378.73	-1152.19	-5547.46	-2105.66
876	452	DX318	SLU_ENV_NL	Min	-48406.41	-14713.97	-1807.59	-5547.46	-347.22
876	452	DX331	SLU_ENV_NL	Min	-39346.14	-13210.09	-201.48	-1434.17	-347.22
877	453	DX333	SLU_ENV_NL	Max	-39346.50	-9582.88	201.45	1434.18	2118.31
877	453	DX320	SLU_ENV_NL	Max	-37456.61	-10865.30	1810.82	5536.11	2118.31
877	453	DX321	SLU_ENV_NL	Max	63340.21	19609.93	1149.71	5536.11	337.68
877	453	DX334	SLU_ENV_NL	Max	65438.06	18368.96	413.02	1434.18	337.68
877	453	DX333	SLU_ENV_NL	Min	-40142.76	-13210.16	-760.85	-4308.98	-347.24
877	453	DX320	SLU_ENV_NL	Min	-50148.91	-15262.58	-209.97	-162.24	-347.24
877	453	DX321	SLU_ENV_NL	Min	60312.13	16298.28	1.60	-162.24	-2105.53
877	453	DX334	SLU_ENV_NL	Min	47735.29	15412.65	-1421.96	-4308.98	-2105.53
878	454	DX334	SLU_ENV_NL	Max	140949.09	41013.20	282.33	4878.37	405.47
878	454	DX321	SLU_ENV_NL	Max	139593.37	42494.95	450.52	21.73	405.47
878	454	DX322	SLU_ENV_NL	Max	-9492.76	-2404.61	350.76	21.73	2204.93
878	454	DX335	SLU_ENV_NL	Max	-12731.18	-5188.39	3.27	4878.37	2204.93
878	454	DX334	SLU_ENV_NL	Min	-36768.75	-9924.73	103.04	-1895.00	-2192.56
878	454	DX321	SLU_ENV_NL	Min	-23520.37	-8865.30	-1133.32	-5371.71	-2192.56
878	454	DX322	SLU_ENV_NL	Min	-74824.29	-23399.83	-1960.69	-5371.71	-416.84
878	454	DX335	SLU_ENV_NL	Min	-65200.79	-17701.00	-545.05	-1895.00	-416.84
879	455	DX316	SLU_ENV_NL	Max	-8922.32	-3929.36	1759.46	2449.07	2365.12
879	455	DX303	SLU_ENV_NL	Max	-5532.49	-710.56	473.31	5955.09	2365.12
879	455	DX304	SLU_ENV_NL	Max	132957.39	41391.91	68.43	5955.09	666.37
879	455	DX317	SLU_ENV_NL	Max	137938.11	40405.08	1354.59	2449.07	666.37
879	455	DX316	SLU_ENV_NL	Min	-77837.31	-21939.34	-443.13	-5030.64	-677.59
879	455	DX303	SLU_ENV_NL	Min	-89489.15	-28733.80	-1287.11	-683.55	-677.59
879	455	DX304	SLU_ENV_NL	Min	-2866.35	-2052.49	-816.75	-683.55	-2347.98
879	455	DX317	SLU_ENV_NL	Min	-15046.37	-2419.14	27.23	-5030.64	-2347.98
880	456	DX317	SLU_ENV_NL	Max	69488.10	22931.44	-188.42	4461.04	563.25
880	456	DX304	SLU_ENV_NL	Max	83162.40	23765.89	1990.28	736.71	563.25
880	456	DX305	SLU_ENV_NL	Max	-33842.19	-8630.99	956.18	736.71	2274.83
880	456	DX318	SLU_ENV_NL	Max	-36890.06	-11842.09	135.29	4461.04	2274.83
880	456	DX317	SLU_ENV_NL	Min	61876.56	17596.97	-1052.92	-1917.52	-2261.00
880	456	DX304	SLU_ENV_NL	Min	58238.92	18966.01	-318.26	-6111.50	-2261.00
880	456	DX305	SLU_ENV_NL	Min	-61532.55	-21321.35	5.44	-6111.50	-575.47
880	456	DX318	SLU_ENV_NL	Min	-52572.21	-15300.34	-2087.02	-1917.52	-575.47
881	457	DX320	SLU_ENV_NL	Max	-36890.29	-11842.21	2090.64	1917.54	2276.21
881	457	DX307	SLU_ENV_NL	Max	-33842.67	-8631.19	-5.57	6103.72	2276.21
881	457	DX308	SLU_ENV_NL	Max	79719.60	22735.71	318.23	6103.72	563.28
881	457	DX321	SLU_ENV_NL	Max	65986.63	21905.99	1045.40	1917.54	563.28
881	457	DX320	SLU_ENV_NL	Min	-54300.56	-15794.10	-135.27	-4474.90	-575.49
881	457	DX307	SLU_ENV_NL	Min	-63257.72	-21828.85	-944.86	-736.75	-575.49
881	457	DX308	SLU_ENV_NL	Min	58239.02	18966.08	-1990.10	-736.75	-2262.33
881	457	DX321	SLU_ENV_NL	Min	61876.96	17597.11	188.52	-4474.90	-2262.33
882	458	DX321	SLU_ENV_NL	Max	137938.46	40405.21	-27.38	5071.70	666.37
882	458	DX308	SLU_ENV_NL	Max	132957.95	41392.11	816.98	683.55	666.37
882	458	DX309	SLU_ENV_NL	Max	-5532.15	-710.65	1287.27	683.55	2377.92
882	458	DX322	SLU_ENV_NL	Max	-8922.25	-3929.53	442.90	5071.70	2377.92
882	458	DX321	SLU_ENV_NL	Min	-17659.67	-3176.06	-1358.58	-2449.07	-2360.66
882	458	DX308	SLU_ENV_NL	Min	-5420.28	-2818.09	-70.22	-5973.44	-2360.66
882	458	DX309	SLU_ENV_NL	Min	-90224.54	-28964.35	-491.35	-5973.44	-677.59
882	458	DX322	SLU_ENV_NL	Min	-78598.46	-22133.99	-1779.70	-2449.07	-677.59
883	459	DX303	SLU_ENV_NL	Max	-4575.72	-2892.34	966.57	3242.39	2347.96
883	459	DX290	SLU_ENV_NL	Max	1607.39	1805.38	2359.35	6121.07	2347.96
883	459	DX291	SLU_ENV_NL	Max	124946.49	38586.41	1062.20	6121.07	1040.48
883	459	DX304	SLU_ENV_NL	Max	130076.74	37160.77	-330.58	3242.39	1040.48
883	459	DX303	SLU_ENV_NL	Min	-92805.19	-25531.99	-963.93	-4788.28	-1056.80
883	459	DX290	SLU_ENV_NL	Min	-101915.66	-32051.92	-547.92	-1646.15	-1056.80
883	459	DX291	SLU_ENV_NL	Min	17956.25	3037.43	-418.94	-1646.15	-2332.37
883	459	DX304	SLU_ENV_NL	Min	2735.75	2365.86	-834.95	-4788.28	-2332.37
884	460	DX304	SLU_ENV_NL	Max	88576.87	28097.93	1682.99	4169.04	919.58
884	460	DX291	SLU_ENV_NL	Max	101269.30	28051.60	-337.15	1639.74	919.58

884	460	DX292	SLU_ENV_NL	Max	-29489.22	-7953.21	293.14	1639.74	2235.49
884	460	DX305	SLU_ENV_NL	Max	-33433.51	-11923.76	1165.24	4169.04	2235.49
884	460	DX304	SLU_ENV_NL	Min	55603.01	14834.70	-610.47	-2678.38	-2216.61
884	460	DX291	SLU_ENV_NL	Min	49344.12	15889.66	-1596.94	-6208.32	-2216.61
884	460	DX292	SLU_ENV_NL	Min	-75713.16	-22989.16	-2114.69	-6208.32	-932.98
884	460	DX305	SLU_ENV_NL	Min	-64037.33	-15954.40	19.82	-2678.38	-932.98
885	461	DX307	SLU_ENV_NL	Max	-33433.97	-11923.85	-19.84	2678.40	2236.70
885	461	DX294	SLU_ENV_NL	Max	-29489.23	-7953.16	2127.50	6200.36	2236.70
885	461	DX295	SLU_ENV_NL	Max	97851.79	26995.27	1604.44	6200.36	919.61
885	461	DX308	SLU_ENV_NL	Max	85137.33	27067.11	610.32	2678.40	919.61
885	461	DX307	SLU_ENV_NL	Min	-65769.11	-16472.45	-1157.26	-4182.08	-933.01
885	461	DX294	SLU_ENV_NL	Min	-77451.72	-23538.09	-293.02	-1639.78	-933.01
885	461	DX295	SLU_ENV_NL	Min	49344.72	15889.82	337.14	-1639.78	-2217.67
885	461	DX308	SLU_ENV_NL	Min	55603.11	14834.70	-1680.32	-4182.08	-2217.67
886	462	DX308	SLU_ENV_NL	Max	130077.29	37160.91	835.07	4828.84	1040.48
886	462	DX295	SLU_ENV_NL	Max	124946.50	38586.39	418.67	1646.16	1040.48
886	462	DX296	SLU_ENV_NL	Max	1607.27	1805.54	547.82	1646.16	2360.71
886	462	DX309	SLU_ENV_NL	Max	-4575.25	-2892.01	964.22	4828.84	2360.71
886	462	DX308	SLU_ENV_NL	Min	202.97	1609.11	335.73	-3242.40	-2345.00
886	462	DX295	SLU_ENV_NL	Min	15513.22	2271.38	-1053.43	-6139.69	-2345.00
886	462	DX296	SLU_ENV_NL	Min	-102595.63	-32301.45	-2378.98	-6139.69	-1056.81
886	462	DX309	SLU_ENV_NL	Min	-93554.32	-25746.64	-989.81	-3242.40	-1056.81
887	463	DX290	SLU_ENV_NL	Max	3016.03	-1226.38	1766.09	4031.67	2163.98
887	463	DX277	SLU_ENV_NL	Max	10122.86	4392.08	-1789.98	5881.30	2163.98
887	463	DX278	SLU_ENV_NL	Max	112026.61	35889.56	-1325.12	5881.30	1428.31
887	463	DX291	SLU_ENV_NL	Max	121518.61	34887.37	1977.74	4031.67	1428.31
887	463	DX290	SLU_ENV_NL	Min	-105656.78	-30940.44	-634.94	-4144.31	-1445.97
887	463	DX277	SLU_ENV_NL	Min	-118438.50	-39201.15	-2045.90	-2667.97	-1445.97
887	463	DX278	SLU_ENV_NL	Min	32567.69	8078.45	-1578.34	-2667.97	-2137.20
887	463	DX291	SLU_ENV_NL	Min	24078.05	9861.53	85.84	-4144.31	-2137.20
888	464	DX291	SLU_ENV_NL	Max	107171.96	34773.85	-429.50	3507.07	1263.96
888	464	DX278	SLU_ENV_NL	Max	116691.98	33331.58	1952.24	2552.36	1263.96
888	464	DX279	SLU_ENV_NL	Max	-21528.90	-4336.36	1679.20	2552.36	2039.30
888	464	DX292	SLU_ENV_NL	Max	-28027.94	-9887.28	103.29	3507.07	2039.30
888	464	DX291	SLU_ENV_NL	Min	46231.27	12318.54	-1954.99	-3384.00	-2015.32
888	464	DX278	SLU_ENV_NL	Min	38625.40	13851.83	-320.46	-5943.82	-2015.32
888	464	DX279	SLU_ENV_NL	Min	-90267.50	-30902.87	212.33	-5943.82	-1282.85
888	464	DX292	SLU_ENV_NL	Min	-79707.68	-23350.95	-2228.03	-3384.00	-1282.85
889	465	DX294	SLU_ENV_NL	Max	-28028.00	-9887.34	2238.40	3384.02	2042.58
889	465	DX281	SLU_ENV_NL	Max	-21529.42	-4336.55	-212.46	5941.13	2042.58
889	465	DX282	SLU_ENV_NL	Max	113350.86	32331.77	320.47	5941.13	1264.00
889	465	DX295	SLU_ENV_NL	Max	103780.87	33787.96	1959.94	3384.02	1264.00
889	465	DX294	SLU_ENV_NL	Min	-81433.32	-23839.22	-103.30	-3524.55	-1282.89
889	465	DX281	SLU_ENV_NL	Min	-92023.29	-31420.44	-1663.46	-2552.39	-1282.89
889	465	DX282	SLU_ENV_NL	Min	38625.67	13851.95	-1941.92	-2552.39	-2018.48
889	465	DX295	SLU_ENV_NL	Min	46231.92	12318.75	429.63	-3524.55	-2018.48
890	466	DX295	SLU_ENV_NL	Max	121518.64	34887.40	-85.94	4189.41	1428.31
890	466	DX282	SLU_ENV_NL	Max	112027.24	35889.78	1595.54	2667.96	1428.31
890	466	DX283	SLU_ENV_NL	Max	10123.30	4392.04	2045.96	2667.96	2178.92
890	466	DX296	SLU_ENV_NL	Max	3015.79	-1226.62	634.65	4189.41	2178.92
890	466	DX295	SLU_ENV_NL	Min	21679.10	9175.47	-1978.08	-4031.66	-2151.93
890	466	DX282	SLU_ENV_NL	Min	30198.16	7367.92	1325.37	-5905.34	-2151.93
890	466	DX283	SLU_ENV_NL	Min	-119126.75	-39427.49	1800.32	-5905.34	-1445.96
890	466	DX296	SLU_ENV_NL	Min	-106332.95	-31110.34	-1773.29	-4031.66	-1445.96
891	467	DX277	SLU_ENV_NL	Max	15379.52	3970.99	-1915.95	3776.63	2207.68
891	467	DX264	SLU_ENV_NL	Max	20862.44	9535.50	1043.71	6696.44	2207.68
891	467	DX265	SLU_ENV_NL	Max	129903.30	40481.81	1327.86	6696.44	1227.80
891	467	DX278	SLU_ENV_NL	Max	134785.12	37973.75	-1631.80	3776.63	1227.80
891	467	DX277	SLU_ENV_NL	Min	-150401.69	-41650.64	-2415.45	-3508.47	-1254.71
891	467	DX264	SLU_ENV_NL	Min	-161656.70	-49882.74	719.15	-2009.83	-1254.71
891	467	DX265	SLU_ENV_NL	Min	53165.07	12862.19	1019.01	-2009.83	-2170.43
891	467	DX278	SLU_ENV_NL	Min	46980.59	15805.28	-2115.59	-3508.47	-2170.43
892	468	DX278	SLU_ENV_NL	Max	151615.31	47141.68	1747.16	2372.70	1028.37
892	468	DX265	SLU_ENV_NL	Max	157628.40	44255.21	-647.96	1928.41	1028.37
892	468	DX266	SLU_ENV_NL	Max	-21065.90	-4644.80	-177.60	1928.41	1947.83
892	468	DX279	SLU_ENV_NL	Max	-25478.57	-9686.30	2137.14	2372.70	1947.83
892	468	DX278	SLU_ENV_NL	Min	43568.77	10645.92	-169.54	-2923.34	-1912.16
892	468	DX265	SLU_ENV_NL	Min	38530.83	13033.00	-2511.15	-6624.52	-1912.16
892	468	DX266	SLU_ENV_NL	Min	-126049.51	-38193.10	-2121.18	-6624.52	-1053.13
892	468	DX279	SLU_ENV_NL	Min	-114465.66	-30375.60	300.83	-2923.34	-1053.13
893	469	DX281	SLU_ENV_NL	Max	-25479.23	-9686.44	-300.83	2923.35	1950.54
893	469	DX268	SLU_ENV_NL	Max	-21066.10	-4644.79	2122.45	6615.43	1950.54
893	469	DX269	SLU_ENV_NL	Max	153499.36	42972.12	2500.93	6615.43	1028.40
893	469	DX282	SLU_ENV_NL	Max	147447.95	45888.27	169.39	2923.35	1028.40
893	469	DX281	SLU_ENV_NL	Min	-116680.71	-31056.52	-2114.47	-2393.70	-1053.16
893	469	DX268	SLU_ENV_NL	Min	-128253.04	-38910.59	177.76	-1928.42	-1053.16
893	469	DX269	SLU_ENV_NL	Min	38531.78	13033.26	647.97	-1928.42	-1914.64
893	469	DX282	SLU_ENV_NL	Min	43569.13	10645.98	-1735.98	-2393.70	-1914.64
894	470	DX282	SLU_ENV_NL	Max	134785.89	37973.94	2115.67	3557.94	1227.81
894	470	DX269	SLU_ENV_NL	Max	129903.34	40481.80	-1019.23	2009.84	1227.81
894	470	DX270	SLU_ENV_NL	Max	20862.31	9535.61	-719.13	2009.84	2222.29

894	470	DX283	SLU_ENV_NL	Max	15380.18	3971.31	2415.76	3557.94	2222.29
894	470	DX282	SLU_ENV_NL	Min	44051.14	14925.71	1655.24	-3776.64	-2184.71
894	470	DX269	SLU_ENV_NL	Min	50263.54	11944.90	-1346.71	-6714.32	-2184.71
894	470	DX270	SLU_ENV_NL	Min	-162527.15	-50176.31	-1072.82	-6714.32	-1254.71
894	470	DX283	SLU_ENV_NL	Min	-151276.62	-41882.64	1929.14	-3776.64	-1254.71
895	471	DX264	SLU_ENV_NL	Max	21052.93	2977.06	1543.79	2454.74	2598.38
895	471	DX251	SLU_ENV_NL	Max	24065.43	7902.28	323.24	7849.11	2598.38
895	471	DX252	SLU_ENV_NL	Max	122354.16	39358.85	-169.63	7849.11	701.89
895	471	DX265	SLU_ENV_NL	Max	126502.13	36337.97	1170.31	2454.74	701.89
895	471	DX264	SLU_ENV_NL	Min	-165973.31	-47194.20	590.19	-4189.23	-728.37
895	471	DX251	SLU_ENV_NL	Min	-175733.86	-55068.79	-2793.09	-879.03	-728.37
895	471	DX252	SLU_ENV_NL	Min	70688.84	19566.58	-2212.97	-879.03	-2566.31
895	471	DX265	SLU_ENV_NL	Min	60824.47	21316.25	1050.92	-4189.23	-2566.31
896	472	DX265	SLU_ENV_NL	Max	164430.51	52304.18	-528.11	2499.90	348.60
896	472	DX252	SLU_ENV_NL	Max	172270.48	50134.96	2953.29	425.42	348.60
896	472	DX253	SLU_ENV_NL	Max	-18250.10	-3120.19	2783.77	425.42	2096.69
896	472	DX266	SLU_ENV_NL	Max	-20412.00	-7690.64	-149.76	2499.90	2096.69
896	472	DX265	SLU_ENV_NL	Min	35810.28	9190.00	-2442.65	-1262.67	-2065.11
896	472	DX252	SLU_ENV_NL	Min	33784.63	12728.41	-264.79	-7200.82	-2065.11
896	472	DX253	SLU_ENV_NL	Min	-140388.92	-46501.10	113.57	-7200.82	-375.62
896	472	DX266	SLU_ENV_NL	Min	-130737.18	-39193.95	-2612.17	-1262.67	-375.62
897	473	DX268	SLU_ENV_NL	Max	-20412.26	-7690.76	2613.49	1262.70	2104.27
897	473	DX255	SLU_ENV_NL	Max	-18250.84	-3120.46	-113.70	7203.83	2104.27
897	473	DX256	SLU_ENV_NL	Max	168288.98	48948.23	264.82	7203.83	348.62
897	473	DX269	SLU_ENV_NL	Max	160344.56	51124.75	2425.54	1262.70	348.62
897	473	DX268	SLU_ENV_NL	Min	-132914.31	-39783.47	149.76	-2531.70	-375.65
897	473	DX255	SLU_ENV_NL	Min	-142570.38	-47121.85	-2742.30	-425.45	-375.65
897	473	DX256	SLU_ENV_NL	Min	33785.05	12728.57	-2930.25	-425.45	-2072.56
897	473	DX269	SLU_ENV_NL	Min	35811.26	9190.32	528.28	-2531.70	-2072.56
898	474	DX269	SLU_ENV_NL	Max	126502.19	36338.02	-1051.38	4252.38	701.88
898	474	DX256	SLU_ENV_NL	Max	122355.09	39359.17	2213.16	879.02	701.88
898	474	DX257	SLU_ENV_NL	Max	24066.16	7902.44	2793.01	879.02	2619.14
898	474	DX270	SLU_ENV_NL	Max	21052.73	2976.95	-590.43	4252.38	2619.14
898	474	DX269	SLU_ENV_NL	Min	57991.51	20515.67	-1170.28	-2454.73	-2586.96
898	474	DX256	SLU_ENV_NL	Min	68010.43	18767.83	177.10	-7882.48	-2586.96
898	474	DX257	SLU_ENV_NL	Min	-176516.84	-55313.88	-358.74	-7882.48	-728.36
898	474	DX270	SLU_ENV_NL	Min	-166852.17	-47403.91	-1587.22	-2454.73	-728.36
899	475	DX251	SLU_ENV_NL	Max	25093.48	6754.04	679.60	2014.31	2342.83
899	475	DX238	SLU_ENV_NL	Max	26322.69	11442.75	2008.23	7484.33	2342.83
899	475	DX239	SLU_ENV_NL	Max	117125.96	36605.83	1262.07	7484.33	543.93
899	475	DX252	SLU_ENV_NL	Max	119108.76	33115.91	-66.56	2014.31	543.93
899	475	DX251	SLU_ENV_NL	Min	-179935.47	-51576.55	-2806.69	-3369.94	-571.19
899	475	DX238	SLU_ENV_NL	Min	-187572.31	-58651.55	643.91	-584.93	-571.19
899	475	DX239	SLU_ENV_NL	Min	87018.81	23034.39	1172.52	-584.93	-2313.87
899	475	DX252	SLU_ENV_NL	Min	77462.37	24647.38	-2278.08	-3369.94	-2313.87
900	476	DX252	SLU_ENV_NL	Max	177593.59	54525.39	2715.90	1017.55	17.22
900	476	DX239	SLU_ENV_NL	Max	184913.45	52564.13	-770.77	-317.42	17.22
900	476	DX240	SLU_ENV_NL	Max	-18590.20	-4041.99	-331.51	-317.42	1537.82
900	476	DX253	SLU_ENV_NL	Max	-19187.91	-7849.86	2575.06	1017.55	1537.82
900	476	DX252	SLU_ENV_NL	Min	31571.99	6956.59	-276.11	-454.98	-1510.84
900	476	DX239	SLU_ENV_NL	Min	30521.14	10522.66	-1988.02	-6088.57	-1510.84
900	476	DX240	SLU_ENV_NL	Min	-151033.47	-45125.04	-2128.87	-6088.57	-41.80
900	476	DX253	SLU_ENV_NL	Min	-142141.60	-38990.14	163.16	-454.98	-41.80
901	477	DX255	SLU_ENV_NL	Max	-19188.60	-7850.04	-163.13	455.01	1547.56
901	477	DX242	SLU_ENV_NL	Max	-18590.30	-4041.98	2137.20	6097.68	1547.56
901	477	DX243	SLU_ENV_NL	Max	181081.15	51356.02	1961.11	6097.68	17.23
901	477	DX256	SLU_ENV_NL	Max	173630.26	53335.51	275.97	455.01	17.23
901	477	DX255	SLU_ENV_NL	Min	-144362.99	-39680.25	-2525.04	-1053.20	-41.81
901	477	DX242	SLU_ENV_NL	Min	-153189.82	-45855.25	331.65	317.39	-41.81
901	477	DX243	SLU_ENV_NL	Min	30522.08	10522.92	770.75	317.39	-1520.38
901	477	DX256	SLU_ENV_NL	Min	31572.36	6956.66	-2701.12	-1053.20	-1520.38
902	478	DX256	SLU_ENV_NL	Max	119109.66	33116.14	2278.04	3430.76	543.94
902	478	DX243	SLU_ENV_NL	Max	117126.21	36605.87	-1172.64	584.94	543.94
902	478	DX244	SLU_ENV_NL	Max	26322.69	11442.77	-643.82	584.94	2363.12
902	478	DX257	SLU_ENV_NL	Max	25094.23	6754.26	2806.86	3430.76	2363.12
902	478	DX256	SLU_ENV_NL	Min	74826.19	23857.85	71.40	-2014.32	-2333.87
902	478	DX243	SLU_ENV_NL	Min	84503.90	22219.28	-1274.59	-7517.42	-2333.87
902	478	DX244	SLU_ENV_NL	Min	-188321.92	-58937.84	-2056.07	-7517.42	-571.20
902	478	DX257	SLU_ENV_NL	Min	-180751.82	-51801.37	-710.09	-2014.32	-571.20
903	479	DX238	SLU_ENV_NL	Max	25095.45	3609.02	2157.24	1835.92	1779.17
903	479	DX225	SLU_ENV_NL	Max	24763.12	7693.56	-311.35	6359.45	1779.17
903	479	DX226	SLU_ENV_NL	Max	110361.10	35876.95	-662.39	6359.45	485.05
903	479	DX239	SLU_ENV_NL	Max	114929.12	33025.97	1806.20	1835.92	485.05
903	479	DX238	SLU_ENV_NL	Min	-190985.80	-55654.46	428.03	-1873.73	-508.16
903	479	DX225	SLU_ENV_NL	Min	-196488.08	-61510.85	-4088.13	-479.14	-508.16
903	479	DX226	SLU_ENV_NL	Min	98904.32	28690.23	-2936.82	-479.14	-1753.03
903	479	DX239	SLU_ENV_NL	Min	93623.93	30676.04	1579.33	-1873.73	-1753.03
904	480	DX239	SLU_ENV_NL	Max	189248.48	59137.96	-783.83	302.63	-307.93
904	480	DX226	SLU_ENV_NL	Max	190650.36	56439.49	3689.82	-1075.96	-307.93
904	480	DX227	SLU_ENV_NL	Max	-20519.15	-3854.48	3848.22	-1075.96	576.50
904	480	DX240	SLU_ENV_NL	Max	-19775.19	-7261.41	-288.67	302.63	576.50


Autorità Portuale di Taranto

Interventi per il dragaggio di 2,3 M m³ di sedimenti in area Molo Polisettoriale e per la realizzazione di un primo lotto della cassa di colmata funzionale all'ampliamento del V Sporgente del Porto di Taranto

Allegati alla relazione di calcolo strutturale allineamento "BC"

Data 05/2016
Rev. B
c.d.c.: C296A
514B



904	480	DX239	SLU_ENV_NL	Min	29879.29	7652.64	-2617.83	-1360.89	-553.42
904	480	DX226	SLU_ENV_NL	Min	29817.07	11572.12	-441.51	-3994.61	-553.42
904	480	DX227	SLU_ENV_NL	Min	-158501.35	-51578.76	53.65	-3994.61	283.51
904	480	DX240	SLU_ENV_NL	Min	-154065.03	-47353.97	-2459.42	-1360.89	283.51
905	481	DX242	SLU_ENV_NL	Max	-19775.27	-7261.46	2468.90	1308.46	593.88
905	481	DX229	SLU_ENV_NL	Max	-20519.75	-3854.68	-53.78	4023.08	593.88
905	481	DX230	SLU_ENV_NL	Max	187115.00	55388.40	441.57	4023.08	-307.92
905	481	DX243	SLU_ENV_NL	Max	185487.51	58068.39	2581.84	1308.46	-307.92
905	481	DX242	SLU_ENV_NL	Min	-156195.31	-47898.04	288.63	-302.60	283.50
905	481	DX229	SLU_ENV_NL	Min	-160584.56	-52151.12	-3766.37	1075.92	283.50
905	481	DX230	SLU_ENV_NL	Min	29817.28	11572.23	-3653.43	1075.92	-570.77
905	481	DX243	SLU_ENV_NL	Min	29880.22	7652.95	783.99	-302.60	-570.77
906	482	DX243	SLU_ENV_NL	Max	114929.39	33026.08	-1579.24	1942.59	485.04
906	482	DX230	SLU_ENV_NL	Max	110362.09	35877.29	2936.96	479.13	485.04
906	482	DX231	SLU_ENV_NL	Max	24763.92	7693.81	4088.04	479.13	1803.41
906	482	DX244	SLU_ENV_NL	Max	25095.45	3609.04	-428.16	1942.59	1803.41
906	482	DX243	SLU_ENV_NL	Min	91196.42	30008.29	-1813.92	-1835.92	-1777.09
906	482	DX230	SLU_ENV_NL	Min	96637.44	28017.89	670.87	-6403.16	-1777.09
906	482	DX231	SLU_ENV_NL	Min	-197173.73	-61728.04	278.85	-6403.16	-508.16
906	482	DX244	SLU_ENV_NL	Min	-191742.73	-55821.14	-2205.94	-1835.92	-508.16
907	483	DX225	SLU_ENV_NL	Max	25918.07	7496.51	408.98	2272.64	903.24
907	483	DX212	SLU_ENV_NL	Max	24258.92	11664.42	3572.90	4417.35	903.24
907	483	DX213	SLU_ENV_NL	Max	106242.40	32433.03	2539.78	4417.35	696.33
907	483	DX226	SLU_ENV_NL	Max	107237.19	31225.55	-624.14	2272.64	696.33
907	483	DX225	SLU_ENV_NL	Min	-197712.77	-56545.51	-4134.52	248.17	-719.96
907	483	DX212	SLU_ENV_NL	Min	-196915.91	-60054.46	716.08	-1028.60	-719.96
907	483	DX213	SLU_ENV_NL	Min	103793.73	29387.85	1908.40	-1028.60	-885.42
907	483	DX226	SLU_ENV_NL	Min	102379.21	29510.81	-2942.20	248.17	-885.42
908	484	DX226	SLU_ENV_NL	Max	190832.23	57423.53	3447.06	494.18	832.08
908	484	DX213	SLU_ENV_NL	Max	190101.93	54883.63	-732.95	-756.69	832.08
908	484	DX214	SLU_ENV_NL	Max	-23253.38	-5858.69	-399.55	-756.69	373.75
908	484	DX227	SLU_ENV_NL	Max	-22677.24	-8860.59	3395.43	494.18	373.75
908	484	DX226	SLU_ENV_NL	Min	28865.16	6211.57	-387.61	-4606.12	-396.09
908	484	DX213	SLU_ENV_NL	Min	29428.28	9911.02	-1648.61	-1300.25	-396.09
908	484	DX214	SLU_ENV_NL	Min	-156285.53	-45512.98	-1700.24	-1300.25	-819.41
908	484	DX227	SLU_ENV_NL	Min	-156189.74	-44251.20	-54.21	-4606.12	-819.41
909	485	DX229	SLU_ENV_NL	Max	-22677.77	-8860.73	54.25	4548.13	373.75
909	485	DX216	SLU_ENV_NL	Max	-23253.31	-5858.64	1723.28	1300.20	373.75
909	485	DX217	SLU_ENV_NL	Max	186814.80	53821.60	1617.98	1300.20	811.62
909	485	DX230	SLU_ENV_NL	Max	187337.91	56374.15	387.49	4548.13	811.62
909	485	DX229	SLU_ENV_NL	Min	-158345.42	-44930.05	-3308.26	-494.15	-798.72
909	485	DX216	SLU_ENV_NL	Min	-158343.63	-46247.64	399.69	794.70	-798.72
909	485	DX217	SLU_ENV_NL	Min	29428.93	9911.18	732.93	794.70	-396.08
909	485	DX230	SLU_ENV_NL	Min	28865.29	6211.57	-3413.55	-494.15	-396.08
910	486	DX230	SLU_ENV_NL	Max	107238.14	30558.86	2942.13	-186.08	696.34
910	486	DX217	SLU_ENV_NL	Max	104210.44	32433.10	-1908.49	1028.62	696.34
910	486	DX218	SLU_ENV_NL	Max	24259.06	11664.45	-715.98	1028.62	925.17
910	486	DX231	SLU_ENV_NL	Max	25918.87	7496.71	4134.64	-186.08	925.17
910	486	DX230	SLU_ENV_NL	Min	100159.14	29511.05	639.89	-2272.66	-907.09
910	486	DX217	SLU_ENV_NL	Min	103794.09	28701.95	-2546.84	-4456.87	-907.09
910	486	DX218	SLU_ENV_NL	Min	-197523.88	-60310.45	-3634.12	-4456.87	-719.97
910	486	DX231	SLU_ENV_NL	Min	-198437.31	-56741.94	-447.39	-2272.66	-719.97
911	487	DX212	SLU_ENV_NL	Max	23085.68	1575.92	4223.44	3167.92	-149.65
911	487	DX199	SLU_ENV_NL	Max	21817.91	5748.30	-1358.28	1971.32	-149.65
911	487	DX200	SLU_ENV_NL	Max	107592.93	32366.14	-2708.29	1971.32	1103.08
911	487	DX213	SLU_ENV_NL	Max	108240.05	34248.06	2873.43	3167.92	1103.08
911	487	DX212	SLU_ENV_NL	Min	-197367.34	-59760.60	552.95	2688.27	-1122.61
911	487	DX199	SLU_ENV_NL	Min	-189282.60	-60365.46	-6447.45	-2019.93	-1122.61
911	487	DX200	SLU_ENV_NL	Min	92439.71	30646.48	-4553.12	-2019.93	157.94
911	487	DX213	SLU_ENV_NL	Min	100898.77	28960.89	2447.28	2688.27	157.94
912	488	DX213	SLU_ENV_NL	Max	187380.24	57534.21	-1051.25	552.40	2586.80
912	488	DX200	SLU_ENV_NL	Max	173088.53	52470.72	3765.12	3448.57	2586.80
912	488	DX201	SLU_ENV_NL	Max	-27160.15	-5740.41	5167.44	3448.57	409.49
912	488	DX214	SLU_ENV_NL	Max	-24756.99	-8280.14	-158.82	552.40	409.49
912	488	DX213	SLU_ENV_NL	Min	29585.90	7845.87	-3040.78	-8578.69	-428.91
912	488	DX200	SLU_ENV_NL	Min	28325.79	11133.47	-967.46	-1401.81	-428.91
912	488	DX201	SLU_ENV_NL	Min	-149144.93	-47682.19	-75.03	-1401.81	-2573.14
912	488	DX214	SLU_ENV_NL	Min	-153708.99	-48647.39	-1638.47	-8578.69	-2573.14
913	489	DX216	SLU_ENV_NL	Max	-24756.86	-8280.12	1677.24	8495.22	409.48
913	489	DX203	SLU_ENV_NL	Max	-27160.47	-5740.53	74.88	1401.76	409.48
913	489	DX204	SLU_ENV_NL	Max	170339.52	51660.86	967.51	1401.76	2554.31
913	489	DX217	SLU_ENV_NL	Max	184204.54	56655.76	2985.21	8495.22	2554.31
913	489	DX216	SLU_ENV_NL	Min	-155746.19	-49124.53	158.78	-552.36	-2540.85
913	489	DX203	SLU_ENV_NL	Min	-151019.35	-48169.84	-5020.62	-3380.78	-2540.85
913	489	DX204	SLU_ENV_NL	Min	28325.68	11133.49	-3712.65	-3380.78	-428.90
913	489	DX217	SLU_ENV_NL	Min	29586.51	7846.08	1051.41	-552.36	-428.90
914	490	DX217	SLU_ENV_NL	Max	106308.58	33742.08	-2447.18	-2619.51	1103.09
914	490	DX204	SLU_ENV_NL	Max	105857.09	31861.03	4553.24	2019.93	1103.09
914	490	DX205	SLU_ENV_NL	Max	21818.79	5748.59	6447.38	2019.93	-124.27
914	490	DX218	SLU_ENV_NL	Max	23085.84	1576.00	-553.04	-2619.51	-124.27
914	490	DX217	SLU_ENV_NL	Min	100899.15	28961.04	-2881.23	-3167.93	132.72



Autorità Portuale di Taranto
Interventi per il dragaggio di 2,3 M³ di sedimenti in area Molo Polisettoriale e per la realizzazione di un primo lotto della cassa di colmata funzionale all'ampliamento del V Sporgente del Porto di Taranto

Allegati alla relazione di calcolo strutturale allineamento "BC"

Data 05/2016
Rev. B
c.d.c.: C296A
514B



914	490	DX204	SLU_ENV_NL	Min	92440.68	30646.82	2713.55	-2020.48	132.72
914	490	DX205	SLU_ENV_NL	Min	-189805.63	-60523.18	1314.49	-2020.48	-1122.61
914	490	DX218	SLU_ENV_NL	Min	-197977.64	-59869.31	-4280.29	-3167.93	-1122.61
915	491	DX199	SLU_ENV_NL	Max	25692.36	8598.75	-733.66	6513.01	-1874.63
915	491	DX186	SLU_ENV_NL	Max	21674.66	13064.37	7687.27	-2231.81	-1874.63
915	491	DX187	SLU_ENV_NL	Max	97658.27	27572.64	6126.51	-2231.81	1879.28
915	491	DX200	SLU_ENV_NL	Max	104572.16	30694.11	-2294.42	6513.01	1879.28
915	491	DX199	SLU_ENV_NL	Min	-183741.42	-50292.06	-6891.09	4848.64	-1896.97
915	491	DX186	SLU_ENV_NL	Min	-167586.32	-47901.22	1140.88	-3953.39	-1896.97
915	491	DX187	SLU_ENV_NL	Min	75915.42	24112.76	3929.12	-3953.39	1877.07
915	491	DX200	SLU_ENV_NL	Min	87208.10	23272.18	-4102.85	4848.64	1877.07
916	492	DX200	SLU_ENV_NL	Max	163472.03	47723.27	4335.29	-10.93	5210.90
916	492	DX187	SLU_ENV_NL	Max	149396.02	43734.76	169.88	9950.71	5210.90
916	492	DX188	SLU_ENV_NL	Max	-26659.45	-7677.61	-103.73	9950.71	168.10
916	492	DX201	SLU_ENV_NL	Max	-29384.93	-11378.36	3612.25	-10.93	168.10
916	492	DX200	SLU_ENV_NL	Min	27222.73	5678.61	-487.59	-14369.90	-193.02
916	492	DX187	SLU_ENV_NL	Min	28395.88	9454.86	73.05	-852.67	-193.02
916	492	DX188	SLU_ENV_NL	Min	-119486.45	-33663.45	-650.00	-852.67	-5223.13
916	492	DX201	SLU_ENV_NL	Min	-139045.10	-41323.62	-761.20	-14369.90	-5223.13
917	493	DX203	SLU_ENV_NL	Max	-29385.17	-11378.41	761.22	14283.10	168.08
917	493	DX190	SLU_ENV_NL	Max	-26659.17	-7677.51	694.09	852.59	168.08
917	493	DX191	SLU_ENV_NL	Max	147095.36	42938.92	-131.62	852.59	5175.91
917	493	DX204	SLU_ENV_NL	Max	160794.69	46918.47	487.47	14283.10	5175.91
917	493	DX203	SLU_ENV_NL	Min	-141037.92	-41972.07	-3458.23	10.99	-5187.98
917	493	DX190	SLU_ENV_NL	Min	-121249.11	-34371.88	103.89	-9873.47	-5187.98
917	493	DX191	SLU_ENV_NL	Min	28396.05	9454.86	-169.87	-9873.47	-193.00
917	493	DX204	SLU_ENV_NL	Min	27222.52	5678.50	-4283.94	10.99	-193.00
918	494	DX204	SLU_ENV_NL	Max	102877.77	30181.21	4102.81	-4848.68	1879.30
918	494	DX191	SLU_ENV_NL	Max	96279.24	27056.26	-3929.21	3953.42	1879.30
918	494	DX192	SLU_ENV_NL	Max	21675.10	13064.49	-1140.84	3953.42	-1855.69
918	494	DX205	SLU_ENV_NL	Max	25693.24	8598.98	6891.18	-4848.68	-1855.69
918	494	DX204	SLU_ENV_NL	Min	87209.02	23272.41	2322.84	-6460.50	1858.27
918	494	DX191	SLU_ENV_NL	Min	75915.93	24112.87	-6153.49	2196.35	1858.27
918	494	DX192	SLU_ENV_NL	Min	-167894.53	-48073.88	-7809.85	2196.35	-1896.98
918	494	DX205	SLU_ENV_NL	Min	-184301.13	-50426.07	666.47	-6460.50	-1896.98
919	495	DX186	SLU_ENV_NL	Max	22718.44	-1030.58	7311.58	11172.81	-3255.37
919	495	DX173	SLU_ENV_NL	Max	18505.51	2479.58	-3456.43	-7307.03	-3255.37
919	495	DX174	SLU_ENV_NL	Max	63563.73	21476.27	-2637.85	-7307.03	4036.71
919	495	DX187	SLU_ENV_NL	Max	90701.80	27526.84	8130.17	11172.81	4036.71
919	495	DX186	SLU_ENV_NL	Min	-162099.36	-52753.77	502.61	7870.10	-4035.74
919	495	DX173	SLU_ENV_NL	Min	-140009.74	-46993.01	-10433.76	-7643.22	-4035.74
919	495	DX174	SLU_ENV_NL	Min	44747.89	15892.42	-5699.53	-7643.22	3255.93
919	495	DX187	SLU_ENV_NL	Min	69280.55	19570.74	5236.84	7870.10	3255.93
920	496	DX187	SLU_ENV_NL	Max	133231.22	39415.55	127.38	-1500.43	8693.60
920	496	DX174	SLU_ENV_NL	Max	105820.09	35023.29	7914.87	18733.67	8693.60
920	496	DX175	SLU_ENV_NL	Max	-21380.02	-4224.81	6087.37	18733.67	-485.10
920	496	DX188	SLU_ENV_NL	Max	-26361.32	-8081.27	-291.29	-1500.43	-485.10
920	496	DX187	SLU_ENV_NL	Min	27394.62	7514.79	-392.32	-21889.50	463.92
920	496	DX174	SLU_ENV_NL	Min	26855.50	10014.88	-520.22	711.64	463.92
920	496	DX175	SLU_ENV_NL	Min	-63413.59	-20202.64	-938.89	711.64	-8734.56
920	496	DX188	SLU_ENV_NL	Min	-105583.52	-36883.77	-2219.82	-21889.50	-8734.56
921	497	DX190	SLU_ENV_NL	Max	-26361.02	-8081.28	2334.95	21742.90	-485.14
921	497	DX177	SLU_ENV_NL	Max	-21379.72	-4224.79	938.68	-711.70	-485.14
921	497	DX178	SLU_ENV_NL	Max	104698.03	34753.55	520.05	-711.70	8630.86
921	497	DX191	SLU_ENV_NL	Max	131102.46	38861.48	253.71	21742.90	8630.86
921	497	DX190	SLU_ENV_NL	Min	-107338.88	-37236.67	291.36	1500.48	-8673.27
921	497	DX177	SLU_ENV_NL	Min	-64507.29	-20403.55	-5837.93	-18590.25	-8673.27
921	497	DX178	SLU_ENV_NL	Min	26855.37	10014.93	-7919.16	-18590.25	463.95
921	497	DX191	SLU_ENV_NL	Min	27394.76	7514.86	-127.27	1500.48	463.95
922	498	DX191	SLU_ENV_NL	Max	89434.64	27225.63	-5236.88	-7870.12	4006.86
922	498	DX178	SLU_ENV_NL	Max	62283.94	21164.82	5699.53	7580.46	4006.86
922	498	DX179	SLU_ENV_NL	Max	18506.03	2479.80	10433.77	7580.46	-3255.38
922	498	DX192	SLU_ENV_NL	Max	22718.92	-1030.41	-502.63	-7870.12	-3255.38
922	498	DX191	SLU_ENV_NL	Min	69281.06	19570.93	-8211.38	-11095.86	3255.94
922	498	DX178	SLU_ENV_NL	Min	44748.25	15892.62	2586.97	7307.06	3255.94
922	498	DX179	SLU_ENV_NL	Min	-140413.13	-47073.25	3419.61	7307.06	-4005.65
922	498	DX192	SLU_ENV_NL	Min	-162408.03	-52770.26	-7378.75	-11095.86	-4005.65
923	499	DX173	SLU_ENV_NL	Max	27832.02	6946.84	-3120.81	19772.25	-4507.39
923	499	DX160	SLU_ENV_NL	Max	24000.01	16318.10	3382.55	-10521.36	-4507.39
923	499	DX161	SLU_ENV_NL	Max	4920.93	5749.79	5195.61	-10521.36	8058.80
923	499	DX174	SLU_ENV_NL	Max	47092.89	12508.34	-1307.76	19772.25	8058.80
923	499	DX173	SLU_ENV_NL	Min	-122066.91	-33118.46	-10913.90	10419.76	-8054.31
923	499	DX160	SLU_ENV_NL	Min	-87033.88	-23016.34	-4060.53	-17785.70	-8054.31
923	499	DX161	SLU_ENV_NL	Min	667.54	1061.18	1786.08	-17785.70	4476.77
923	499	DX174	SLU_ENV_NL	Min	33773.82	5933.29	-5067.28	10419.76	4476.77
924	500	DX174	SLU_ENV_NL	Max	75892.88	19859.02	6030.25	-2073.34	14955.82
924	500	DX161	SLU_ENV_NL	Max	22005.56	8751.90	245.94	34481.82	14955.82
924	500	DX162	SLU_ENV_NL	Max	22233.05	12970.15	299.24	34481.82	-783.58
924	500	DX175	SLU_ENV_NL	Max	-21369.77	-9412.64	6068.74	-2073.34	-783.58
924	500	DX174	SLU_ENV_NL	Min	23342.77	3527.79	-1770.00	-35340.20	747.83
924	500	DX161	SLU_ENV_NL	Min	12969.68	7440.60	-1211.69	1496.20	747.83



Autorità Portuale di Taranto
Interventi per il dragaggio di 2,3 M³ di sedimenti in area Molo Polisettoriale e per la realizzazione di un primo lotto della cassa di colmata funzionale all'ampliamento del V Sporgente del Porto di Taranto

Allegati alla relazione di calcolo strutturale allineamento "BC"

Data 05/2016
Rev. B
c.d.c.: C296A
514B



924	500	DX162	SLU_ENV_NL	Min	-16941.39	-2600.22	284.43	1496.20	-14999.22
924	500	DX175	SLU_ENV_NL	Min	-35322.84	-11159.93	-259.06	-35340.20	-14999.22
925	501	DX177	SLU_ENV_NL	Max	-21369.41	-9412.49	258.86	35264.05	-783.62
925	501	DX164	SLU_ENV_NL	Max	21180.87	12446.40	-231.77	-1496.27	-783.62
925	501	DX165	SLU_ENV_NL	Max	21267.83	8405.72	1211.68	-1496.27	14923.24
925	501	DX178	SLU_ENV_NL	Max	74891.29	19669.10	1769.82	35264.05	14923.24
925	501	DX177	SLU_ENV_NL	Min	-36544.91	-11467.01	-5895.44	2073.38	-14965.40
925	501	DX164	SLU_ENV_NL	Min	-16940.99	-2600.02	-299.27	-34401.55	-14965.40
925	501	DX165	SLU_ENV_NL	Min	12969.59	7440.59	-283.29	-34401.55	747.87
925	501	DX178	SLU_ENV_NL	Min	23342.57	3527.66	-5946.95	2073.38	747.87
926	502	DX178	SLU_ENV_NL	Max	45847.43	12237.48	5067.20	-10419.78	8066.27
926	502	DX165	SLU_ENV_NL	Max	4920.64	5749.72	-1786.19	17808.39	8066.27
926	502	DX166	SLU_ENV_NL	Max	23999.99	16318.13	4060.60	17808.39	-4507.40
926	502	DX179	SLU_ENV_NL	Max	27832.53	6946.94	10914.00	-10419.78	-4507.40
926	502	DX178	SLU_ENV_NL	Min	33774.10	5933.30	1306.27	-19782.00	4476.78
926	502	DX165	SLU_ENV_NL	Min	-375.51	631.18	-5142.11	10521.39	4476.78
926	502	DX166	SLU_ENV_NL	Min	-87229.86	-23219.95	-3414.29	10521.39	-8060.76
926	502	DX179	SLU_ENV_NL	Min	-122485.50	-33175.50	3034.09	-19782.00	-8060.76
927	503	DX160	SLU_ENV_NL	Max	29703.98	13476.87	2152.83	22615.07	2676.57
927	503	DX147	SLU_ENV_NL	Max	38472.22	9276.71	2745.71	5892.75	2676.57
927	503	DX148	SLU_ENV_NL	Max	-1071.50	-1944.17	1353.62	5892.75	9515.72
927	503	DX161	SLU_ENV_NL	Max	1207.36	358.64	4594.90	22615.07	9515.72
927	503	DX160	SLU_ENV_NL	Min	-83496.44	-32298.68	-797.78	-6524.22	-9536.66
927	503	DX147	SLU_ENV_NL	Min	-74434.70	-22013.80	-8358.86	-21794.01	-9536.66
927	503	DX148	SLU_ENV_NL	Min	-45878.36	-10563.90	-5916.79	-21794.01	-2650.56
927	503	DX161	SLU_ENV_NL	Min	-23583.34	-5514.73	-2189.86	-6524.22	-2650.56
928	504	DX161	SLU_ENV_NL	Max	5587.75	4108.65	89.69	-3905.12	5163.31
928	504	DX148	SLU_ENV_NL	Max	1213.21	637.19	-164.61	11922.47	5163.31
928	504	DX149	SLU_ENV_NL	Max	56967.58	16345.31	3117.19	11922.47	-1915.24
928	504	DX162	SLU_ENV_NL	Max	50706.43	21685.24	4033.09	-3905.12	-1915.24
928	504	DX161	SLU_ENV_NL	Min	2298.13	-223.19	-389.62	-12230.97	1987.61
928	504	DX148	SLU_ENV_NL	Min	-33285.99	-8645.14	-826.21	5192.01	1987.61
928	504	DX149	SLU_ENV_NL	Min	-11597.54	-867.10	462.87	5192.01	-5199.00
928	504	DX162	SLU_ENV_NL	Min	-14842.08	-8929.31	237.87	-12230.97	-5199.00
929	505	DX164	SLU_ENV_NL	Max	49467.34	21202.12	-237.89	12230.84	-1934.58
929	505	DX151	SLU_ENV_NL	Max	55201.38	15824.99	-462.83	-5232.82	-1934.58
929	505	DX152	SLU_ENV_NL	Max	1213.32	637.17	833.00	-5232.82	5163.38
929	505	DX165	SLU_ENV_NL	Max	5587.84	3812.97	389.58	12230.84	5163.38
929	505	DX164	SLU_ENV_NL	Min	-14841.84	-8929.21	-4100.69	3954.96	-5199.06
929	505	DX151	SLU_ENV_NL	Min	-11597.20	-866.98	-3255.67	-11922.35	-5199.06
929	505	DX152	SLU_ENV_NL	Min	-34491.90	-8983.17	164.64	-11922.35	2007.26
929	505	DX165	SLU_ENV_NL	Min	1468.87	-223.14	-12.02	3954.96	2007.26
930	506	DX165	SLU_ENV_NL	Max	1206.93	358.53	2189.83	6524.11	9482.92
930	506	DX152	SLU_ENV_NL	Max	-1071.99	-1944.37	5999.08	21726.08	9482.92
930	506	DX153	SLU_ENV_NL	Max	38472.20	9276.64	8478.35	21726.08	2676.52
930	506	DX166	SLU_ENV_NL	Max	29704.01	13476.84	797.76	6524.11	2676.52
930	506	DX165	SLU_ENV_NL	Min	-24765.63	-5903.24	-4599.82	-22529.96	-2650.51
930	506	DX152	SLU_ENV_NL	Min	-47152.72	-10935.56	-1353.59	-5892.63	-2650.51
930	506	DX153	SLU_ENV_NL	Min	-74805.62	-22179.32	-2745.67	-5892.63	-9503.81
930	506	DX166	SLU_ENV_NL	Min	-83730.58	-32435.85	-2120.55	-22529.96	-9503.81
931	507	DX147	SLU_ENV_NL	Max	35880.07	11159.12	1422.11	8466.88	466.77
931	507	DX134	SLU_ENV_NL	Max	36731.90	11661.41	697.15	761.19	466.77
931	507	DX135	SLU_ENV_NL	Max	-1690.33	1393.01	2272.32	761.19	3708.38
931	507	DX148	SLU_ENV_NL	Max	2964.65	986.75	2094.47	8466.88	3708.38
931	507	DX147	SLU_ENV_NL	Min	-56840.61	-16247.11	-7988.17	-1423.25	-3702.69
931	507	DX134	SLU_ENV_NL	Min	-52160.86	-13545.47	585.71	-8807.53	-3702.69
931	507	DX135	SLU_ENV_NL	Min	-80179.97	-27301.66	1258.08	-8807.53	-470.40
931	507	DX148	SLU_ENV_NL	Min	-65526.63	-23177.85	-6413.00	-1423.25	-470.40
932	508	DX148	SLU_ENV_NL	Max	-7559.95	-2686.64	860.10	-3710.21	2729.41
932	508	DX135	SLU_ENV_NL	Max	-2094.36	1787.81	2486.48	7429.03	2729.41
932	508	DX136	SLU_ENV_NL	Max	64650.59	16653.21	1119.48	7429.03	-1626.55
932	508	DX149	SLU_ENV_NL	Max	64262.21	18429.87	3612.57	-3710.21	-1626.55
932	508	DX148	SLU_ENV_NL	Min	-42127.66	-15886.47	-271.53	-5200.38	1582.67
932	508	DX135	SLU_ENV_NL	Min	-69096.06	-24248.17	-3201.85	3770.13	1582.67
932	508	DX136	SLU_ENV_NL	Min	1454.54	2859.36	682.26	3770.13	-2688.86
932	508	DX149	SLU_ENV_NL	Min	-4652.90	-3638.30	-506.89	-5200.38	-2688.86
933	509	DX151	SLU_ENV_NL	Max	62512.56	17957.96	506.91	5173.92	-1626.59
933	509	DX138	SLU_ENV_NL	Max	62622.41	16006.11	-716.31	-3770.13	-1626.59
933	509	DX139	SLU_ENV_NL	Max	-2094.24	1787.84	3234.89	-3770.13	2716.51
933	509	DX152	SLU_ENV_NL	Max	-7559.56	-2686.51	244.02	5173.92	2716.51
933	509	DX151	SLU_ENV_NL	Min	-4652.82	-3638.30	-3707.17	3710.22	-2674.66
933	509	DX138	SLU_ENV_NL	Min	1454.53	2859.35	-1119.46	-7392.03	-2674.66
933	509	DX139	SLU_ENV_NL	Min	-70532.61	-24748.23	-2486.43	-7392.03	1582.71
933	509	DX152	SLU_ENV_NL	Min	-43338.55	-16234.36	-860.05	3710.22	1582.71
934	510	DX152	SLU_ENV_NL	Max	2964.11	986.61	6483.23	1423.24	3716.83
934	510	DX139	SLU_ENV_NL	Max	-1690.57	1392.93	-1258.06	8834.62	3716.83
934	510	DX140	SLU_ENV_NL	Max	36732.30	11661.56	-585.79	8834.62	466.76
934	510	DX153	SLU_ENV_NL	Max	35880.16	11159.20	8116.23	1423.24	466.76
934	510	DX152	SLU_ENV_NL	Min	-66771.28	-23540.30	-2094.39	-8476.47	-470.39
934	510	DX139	SLU_ENV_NL	Min	-81695.55	-27820.99	-2332.14	-761.16	-470.39
934	510	DX140	SLU_ENV_NL	Min	-52681.59	-13698.73	-699.14	-761.16	-3709.97



Autorità Portuale di Taranto
Interventi per il dragaggio di 2,3 M³ di sedimenti in area Molo Polisettoriale e per la realizzazione di un primo lotto della cassa di colmata funzionale all'ampliamento del V Sporgente del Porto di Taranto

Allegati alla relazione di calcolo strutturale allineamento "BC"

Data 05/2016
Rev. B
c.d.c.: C296A
514B

934	510	DX153	SLU_ENV_NL	Min	-57194.36	-16265.56	-1422.12	-8476.47	-3709.97
935	511	DX134	SLU_ENV_NL	Max	34184.52	9405.74	1167.33	6434.70	1340.45
935	511	DX121	SLU_ENV_NL	Max	36436.38	10033.06	1642.32	2799.51	1340.45
935	511	DX122	SLU_ENV_NL	Max	-1026.09	-549.79	1404.56	2799.51	2935.20
935	511	DX135	SLU_ENV_NL	Max	-997.71	-2533.85	1132.70	6434.70	2935.20
935	511	DX134	SLU_ENV_NL	Min	-44894.48	-16072.79	963.80	-3473.71	-2954.42
935	511	DX121	SLU_ENV_NL	Min	-40377.15	-11439.79	-3985.11	-7293.37	-2954.42
935	511	DX122	SLU_ENV_NL	Min	-90330.53	-24657.03	-4019.74	-7293.37	-1350.89
935	511	DX135	SLU_ENV_NL	Min	-87462.52	-24828.24	726.04	-3473.71	-1350.89
936	512	DX135	SLU_ENV_NL	Max	-7401.94	-5104.80	2366.29	744.76	1281.47
936	512	DX122	SLU_ENV_NL	Max	-1927.04	-170.40	-164.33	3134.06	1281.47
936	512	DX123	SLU_ENV_NL	Max	67446.45	20351.41	1857.16	3134.06	-255.47
936	512	DX136	SLU_ENV_NL	Max	70803.79	23324.75	1333.96	744.76	-255.47
936	512	DX135	SLU_ENV_NL	Min	-71817.25	-19479.68	-2105.97	-2945.16	285.98
936	512	DX122	SLU_ENV_NL	Min	-86414.04	-24137.06	-727.78	2006.82	285.98
936	512	DX123	SLU_ENV_NL	Min	7595.37	5002.10	-1196.65	2006.82	-1326.63
936	512	DX136	SLU_ENV_NL	Min	3429.83	-1355.68	478.97	-2945.16	-1326.63
937	513	DX138	SLU_ENV_NL	Max	68765.29	22756.30	-530.74	2945.12	-241.43
937	513	DX125	SLU_ENV_NL	Max	64988.38	19582.11	1196.60	-1968.84	-241.43
937	513	DX126	SLU_ENV_NL	Max	-1926.94	-170.35	733.81	-1968.84	1281.49
937	513	DX139	SLU_ENV_NL	Max	-7401.71	-5104.70	2153.13	2945.12	1281.49
937	513	DX138	SLU_ENV_NL	Min	3429.73	-1355.71	-1333.92	-768.77	-1326.65
937	513	DX125	SLU_ENV_NL	Min	7595.23	5002.08	-1950.06	-3134.02	-1326.65
937	513	DX126	SLU_ENV_NL	Min	-88058.27	-24643.00	164.28	-3134.02	273.43
937	513	DX139	SLU_ENV_NL	Min	-73170.92	-19816.56	-2366.25	-768.77	273.43
938	514	DX139	SLU_ENV_NL	Max	-997.95	-2533.89	-726.10	3473.69	2949.75
938	514	DX126	SLU_ENV_NL	Max	-1026.51	-549.90	4103.60	7336.09	2949.75
938	514	DX127	SLU_ENV_NL	Max	36436.59	10033.09	4083.57	7336.09	1340.44
938	514	DX140	SLU_ENV_NL	Max	34184.92	9405.83	-963.80	3473.69	1340.44
938	514	DX139	SLU_ENV_NL	Min	-88966.85	-25216.03	-1168.33	-6458.19	-1350.88
938	514	DX126	SLU_ENV_NL	Min	-91930.11	-25143.85	-1404.52	-2799.48	-1350.88
938	514	DX127	SLU_ENV_NL	Min	-40916.02	-11671.29	-1642.22	-2799.48	-2968.27
938	514	DX140	SLU_ENV_NL	Min	-45387.73	-16228.47	-1188.36	-6458.19	-2968.27
939	515	DX121	SLU_ENV_NL	Max	32987.87	10426.94	917.61	3021.82	1817.88
939	515	DX108	SLU_ENV_NL	Max	28772.05	9580.03	850.20	3979.19	1817.88
939	515	DX109	SLU_ENV_NL	Max	2177.17	2882.10	1372.54	3979.19	1546.30
939	515	DX122	SLU_ENV_NL	Max	3040.93	1118.04	1800.99	3021.82	1546.30
939	515	DX121	SLU_ENV_NL	Min	-35037.20	-11227.46	-4323.75	-4503.95	-1564.73
939	515	DX108	SLU_ENV_NL	Min	-33752.42	-7717.45	80.42	-4229.64	-1564.73
939	515	DX109	SLU_ENV_NL	Min	-101000.95	-31305.61	963.80	-4229.64	-1821.55
939	515	DX122	SLU_ENV_NL	Min	-97930.89	-32404.07	-3801.41	-4503.95	-1821.55
940	516	DX122	SLU_ENV_NL	Max	-4344.63	-1683.22	145.74	2230.10	559.68
940	516	DX109	SLU_ENV_NL	Max	4815.98	4259.33	2463.38	1446.02	559.68
940	516	DX110	SLU_ENV_NL	Max	64166.61	17932.22	1036.22	1446.02	330.68
940	516	DX123	SLU_ENV_NL	Max	67459.77	19369.44	1777.48	2230.10	330.68
940	516	DX122	SLU_ENV_NL	Min	-88187.73	-29023.01	-214.38	-1273.58	-317.64
940	516	DX109	SLU_ENV_NL	Min	-97944.70	-30846.84	-1976.69	718.94	-317.64
940	516	DX110	SLU_ENV_NL	Min	11046.80	5734.73	15.16	718.94	-607.09
940	516	DX123	SLU_ENV_NL	Min	8005.34	-177.13	-1281.42	-1273.58	-607.09
941	517	DX125	SLU_ENV_NL	Max	64992.96	18678.96	1281.37	1273.54	344.05
941	517	DX112	SLU_ENV_NL	Max	61379.26	17040.76	-56.07	-681.34	344.05
941	517	DX113	SLU_ENV_NL	Max	4815.96	4259.24	2018.06	-681.34	559.67
941	517	DX126	SLU_ENV_NL	Max	-4344.46	-1683.23	215.57	1273.54	559.67
941	517	DX125	SLU_ENV_NL	Min	8005.11	-177.22	-1858.56	-2251.24	-607.08
941	517	DX112	SLU_ENV_NL	Min	11046.52	5734.64	-1036.11	-1445.98	-607.08
941	517	DX113	SLU_ENV_NL	Min	-99834.72	-31486.70	-2463.27	-1445.98	-329.48
941	517	DX126	SLU_ENV_NL	Min	-89785.07	-29480.60	-145.79	-2251.24	-329.48
942	518	DX126	SLU_ENV_NL	Max	3040.48	1117.84	3878.33	4503.96	1566.87
942	518	DX113	SLU_ENV_NL	Max	2177.12	2882.00	-963.86	4288.33	1566.87
942	518	DX114	SLU_ENV_NL	Max	28772.60	9580.22	-80.59	4288.33	1817.89
942	518	DX127	SLU_ENV_NL	Max	32988.11	10427.04	4425.16	4503.96	1817.89
942	518	DX126	SLU_ENV_NL	Min	-99570.05	-32881.18	-1800.86	-3056.90	-1821.56
942	518	DX113	SLU_ENV_NL	Min	-102826.13	-31919.03	-1401.88	-3979.20	-1821.56
942	518	DX114	SLU_ENV_NL	Min	-34228.03	-7868.91	-855.04	-3979.20	-1584.38
942	518	DX127	SLU_ENV_NL	Min	-35481.60	-11285.67	-917.59	-3056.90	-1584.38
943	519	DX108	SLU_ENV_NL	Max	22954.58	5645.36	1151.99	1717.14	2133.76
943	519	DX95	SLU_ENV_NL	Max	19343.19	5592.31	1411.29	4856.77	2133.76
943	519	DX96	SLU_ENV_NL	Max	8207.75	2368.49	1748.95	4856.77	1005.33
943	519	DX109	SLU_ENV_NL	Max	5675.15	-914.86	679.32	1717.14	1005.33
943	519	DX108	SLU_ENV_NL	Min	-32105.31	-12061.79	272.45	-5120.48	-1032.79
943	519	DX95	SLU_ENV_NL	Min	-30455.71	-8108.46	-2200.59	-3033.50	-1032.79
943	519	DX96	SLU_ENV_NL	Min	-100562.96	-28006.70	-2673.27	-3033.50	-2146.68
943	519	DX109	SLU_ENV_NL	Min	-103835.70	-30920.09	610.11	-5120.48	-2146.68
944	520	DX109	SLU_ENV_NL	Max	2773.00	-2256.91	2513.40	3961.67	-241.13
944	520	DX96	SLU_ENV_NL	Max	13384.92	4393.04	-279.07	-484.48	-241.13
944	520	DX97	SLU_ENV_NL	Max	58145.86	18124.64	683.84	-484.48	1073.00
944	520	DX110	SLU_ENV_NL	Max	63294.69	19842.59	1084.55	3961.67	1073.00
944	520	DX109	SLU_ENV_NL	Min	-95633.17	-27958.55	-1397.91	528.18	-1064.97
944	520	DX96	SLU_ENV_NL	Min	-99706.17	-28250.45	-738.26	-1021.71	-1064.97
944	520	DX97	SLU_ENV_NL	Min	11248.30	5982.69	-1707.92	-1021.71	193.32
944	520	DX110	SLU_ENV_NL	Min	9618.37	679.59	24.19	528.18	193.32



945	521	DX112	SLU_ENV_NL	Max	60510.72	19076.11	-59.62	-528.21	1089.88
945	521	DX99	SLU_ENV_NL	Max	55052.39	17144.35	1707.77	1068.61	1089.88
945	521	DX100	SLU_ENV_NL	Max	13384.74	4393.10	748.73	1068.61	-241.15
945	521	DX113	SLU_ENV_NL	Max	2773.09	-2256.77	1432.78	-528.21	-241.15
945	521	DX112	SLU_ENV_NL	Min	9618.04	679.49	-1084.44	-3989.61	193.34
945	521	DX99	SLU_ENV_NL	Min	11247.86	5982.57	-743.67	484.52	193.34
945	521	DX100	SLU_ENV_NL	Min	-101744.78	-28897.89	278.95	484.52	-1080.25
945	521	DX113	SLU_ENV_NL	Min	-97435.72	-28420.53	-2513.26	-3989.61	-1080.25
946	522	DX113	SLU_ENV_NL	Max	5675.20	-914.73	-610.23	5120.53	1038.07
946	522	DX100	SLU_ENV_NL	Max	8207.81	2368.62	2739.69	3122.78	1038.07
946	522	DX101	SLU_ENV_NL	Max	19343.56	5592.40	2286.59	3122.78	2133.78
946	522	DX114	SLU_ENV_NL	Max	22955.09	5645.48	-272.56	5120.53	2133.78
946	522	DX113	SLU_ENV_NL	Min	-105687.63	-31407.61	-703.41	-1778.41	-2146.70
946	522	DX100	SLU_ENV_NL	Min	-102563.74	-28632.07	-1748.82	-4856.81	-2146.70
946	522	DX101	SLU_ENV_NL	Min	-30891.68	-8305.94	-1411.14	-4856.81	-1064.64
946	522	DX114	SLU_ENV_NL	Min	-32504.68	-12174.13	-1156.51	-1778.41	-1064.64
947	523	DX95	SLU_ENV_NL	Max	14367.95	4769.12	2507.82	-147.08	1849.63
947	523	DX82	SLU_ENV_NL	Max	18044.31	6194.73	1889.62	4356.54	1849.63
947	523	DX83	SLU_ENV_NL	Max	22848.20	8599.32	786.31	4356.54	209.93
947	523	DX96	SLU_ENV_NL	Max	13495.09	4232.00	644.53	-147.08	209.93
947	523	DX95	SLU_ENV_NL	Min	-29704.20	-9932.48	-2151.97	-4320.06	-241.75
947	523	DX82	SLU_ENV_NL	Min	-27841.14	-5974.55	1435.49	-1199.90	-241.75
947	523	DX83	SLU_ENV_NL	Min	-99113.26	-29698.79	26.33	-1199.90	-1872.80
947	523	DX96	SLU_ENV_NL	Min	-103568.33	-33695.53	-2801.14	-4320.06	-1872.80
948	524	DX96	SLU_ENV_NL	Max	14141.64	4018.48	-512.91	4453.33	-242.06
948	524	DX83	SLU_ENV_NL	Max	21906.08	8724.17	1140.81	-618.09	-242.06
948	524	DX84	SLU_ENV_NL	Max	49383.66	14410.35	466.10	-618.09	1307.88
948	524	DX97	SLU_ENV_NL	Max	54495.46	15108.55	746.46	4453.33	1307.88
948	524	DX96	SLU_ENV_NL	Min	-97981.79	-31654.40	-657.87	435.31	-1309.97
948	524	DX83	SLU_ENV_NL	Min	-100346.88	-30434.04	-1464.15	-1648.61	-1309.97
948	524	DX84	SLU_ENV_NL	Min	7544.82	4088.95	-204.78	-1648.61	209.87
948	524	DX97	SLU_ENV_NL	Min	8808.28	746.25	-1332.58	435.31	209.87
949	525	DX99	SLU_ENV_NL	Max	51406.13	14251.12	1332.53	-435.33	1321.26
949	525	DX86	SLU_ENV_NL	Max	46015.64	13323.84	169.45	1687.83	1321.26
949	525	DX87	SLU_ENV_NL	Max	21906.21	8724.03	1504.49	1687.83	-242.07
949	525	DX100	SLU_ENV_NL	Max	14141.38	4018.25	657.66	-435.33	-242.07
949	525	DX99	SLU_ENV_NL	Min	8807.81	746.09	-805.25	-4472.15	209.88
949	525	DX86	SLU_ENV_NL	Min	7544.90	4088.97	-465.83	618.11	209.88
949	525	DX87	SLU_ENV_NL	Min	-102636.57	-31199.87	-1140.70	618.11	-1321.56
949	525	DX100	SLU_ENV_NL	Min	-99957.74	-32202.04	529.79	-4472.15	-1321.56
950	526	DX100	SLU_ENV_NL	Max	13495.12	4231.85	2871.22	4320.11	251.97
950	526	DX87	SLU_ENV_NL	Max	22848.18	8599.14	-26.55	1314.49	251.97
950	526	DX88	SLU_ENV_NL	Max	18044.40	6194.78	-1433.61	1314.49	1849.65
950	526	DX101	SLU_ENV_NL	Max	14368.29	4769.25	2230.77	4320.11	1849.65
950	526	DX100	SLU_ENV_NL	Min	-105648.50	-34286.48	-644.41	67.79	-1872.82
950	526	DX87	SLU_ENV_NL	Min	-101368.00	-30442.09	-793.16	-4356.59	-1872.82
950	526	DX88	SLU_ENV_NL	Min	-28079.49	-6066.02	-1889.80	-4356.59	-282.88
950	526	DX101	SLU_ENV_NL	Min	-29996.33	-9949.58	-2507.66	67.79	-282.88
951	527	DX82	SLU_ENV_NL	Max	14332.04	3887.02	1657.81	232.63	736.61
951	527	DX69	SLU_ENV_NL	Max	18553.56	4949.81	1318.56	1829.32	736.61
951	527	DX70	SLU_ENV_NL	Max	28805.70	8729.06	196.28	1829.32	361.17
951	527	DX83	SLU_ENV_NL	Max	25345.71	6857.79	552.77	232.63	361.17
951	527	DX82	SLU_ENV_NL	Min	-28691.15	-10674.27	1521.25	-1631.95	-391.45
951	527	DX69	SLU_ENV_NL	Min	-26221.79	-6854.13	-1233.33	-1521.64	-391.45
951	527	DX70	SLU_ENV_NL	Min	-94067.57	-26159.74	-2201.81	-1521.64	-748.34
951	527	DX83	SLU_ENV_NL	Min	-99736.37	-29909.49	535.52	-1631.95	-748.34
952	528	DX83	SLU_ENV_NL	Max	20817.55	5197.24	906.45	3878.30	453.57
952	528	DX70	SLU_ENV_NL	Max	24367.19	7699.62	-163.04	940.97	453.57
952	528	DX71	SLU_ENV_NL	Max	41670.84	13469.46	418.73	940.97	1099.15
952	528	DX84	SLU_ENV_NL	Max	46513.25	14269.64	344.79	3878.30	1099.15
952	528	DX83	SLU_ENV_NL	Min	-97010.99	-28741.77	-1209.96	-1223.01	-1099.80
952	528	DX70	SLU_ENV_NL	Min	-98302.84	-27780.43	-601.28	-1247.22	-1099.80
952	528	DX71	SLU_ENV_NL	Min	8121.46	3898.36	-724.70	-1247.22	-474.82
952	528	DX84	SLU_ENV_NL	Min	6674.60	1086.73	-189.95	-1223.01	-474.82
953	529	DX86	SLU_ENV_NL	Max	43174.26	13359.93	159.75	1222.99	1110.46
953	529	DX73	SLU_ENV_NL	Max	38075.10	12317.30	724.49	1281.66	1110.46
953	529	DX74	SLU_ENV_NL	Max	24366.95	7699.73	629.66	1281.66	453.57
953	529	DX87	SLU_ENV_NL	Max	20817.82	5197.50	1246.36	1222.99	453.57
953	529	DX86	SLU_ENV_NL	Min	6674.67	1086.75	-344.66	-3892.00	-474.82
953	529	DX73	SLU_ENV_NL	Min	8121.12	3898.27	-456.95	-940.96	-474.82
953	529	DX74	SLU_ENV_NL	Min	-100800.96	-28590.05	162.96	-940.96	-1109.20
953	529	DX87	SLU_ENV_NL	Min	-99219.67	-29317.54	-906.19	-3892.00	-1109.20
954	530	DX87	SLU_ENV_NL	Max	25345.82	6858.02	-535.61	1631.94	421.83
954	530	DX74	SLU_ENV_NL	Max	28806.54	8729.50	2266.09	1684.10	421.83
954	530	DX75	SLU_ENV_NL	Max	18554.40	4950.04	1295.45	1684.10	736.60
954	530	DX88	SLU_ENV_NL	Max	14332.09	3887.03	-1522.89	1631.94	736.60
954	530	DX87	SLU_ENV_NL	Min	-102082.07	-30542.28	-552.25	-350.94	-748.34
954	530	DX74	SLU_ENV_NL	Min	-96561.01	-26952.05	-196.01	-1829.31	-748.34
954	530	DX75	SLU_ENV_NL	Min	-26214.65	-6918.09	-1318.52	-1829.31	-451.24
954	530	DX88	SLU_ENV_NL	Min	-28780.03	-10681.15	-1658.13	-350.94	-451.24
955	531	DX69	SLU_ENV_NL	Max	17552.72	5768.83	718.71	752.25	416.25



Autorità Portuale di Taranto
Interventi per il dragaggio di 2,3 M³ di sedimenti in area Molo Polisettoriale e per la realizzazione di un primo lotto della cassa di colmata funzionale all'ampliamento del V Sporgente del Porto di Taranto

Allegati alla relazione di calcolo strutturale allineamento "BC"

Data 05/2016
Rev. B
c.d.c.: C296A
514B



955	531	DX56	SLU_ENV_NL	Max	18093.48	5755.66	266.34	1081.78	416.25
955	531	DX57	SLU_ENV_NL	Max	29122.11	9804.42	445.56	1081.78	599.71
955	531	DX70	SLU_ENV_NL	Max	30288.97	9518.15	835.51	752.25	599.71
955	531	DX69	SLU_ENV_NL	Min	-25568.90	-8231.93	-1723.75	-861.23	-616.49
955	531	DX56	SLU_ENV_NL	Min	-24632.46	-5661.79	111.20	-2082.58	-616.49
955	531	DX57	SLU_ENV_NL	Min	-97154.25	-28716.95	228.00	-2082.58	-417.34
955	531	DX70	SLU_ENV_NL	Min	-96389.22	-30344.47	-1544.54	-861.23	-417.34
956	532	DX70	SLU_ENV_NL	Max	22799.36	6980.19	-254.24	1942.67	765.18
956	532	DX57	SLU_ENV_NL	Max	24904.31	8830.15	1318.34	1676.07	765.18
956	532	DX58	SLU_ENV_NL	Max	37776.06	11061.27	810.19	1676.07	283.33
956	532	DX71	SLU_ENV_NL	Max	39290.27	10806.46	316.13	1942.67	283.33
956	532	DX70	SLU_ENV_NL	Min	-97528.46	-30471.41	-556.65	-1934.58	-285.75
956	532	DX57	SLU_ENV_NL	Min	-101123.50	-30122.56	-424.20	616.21	-285.75
956	532	DX58	SLU_ENV_NL	Min	11111.97	4266.01	448.58	616.21	-783.86
956	532	DX71	SLU_ENV_NL	Min	8737.24	1444.31	-762.38	-1934.58	-783.86
957	533	DX73	SLU_ENV_NL	Max	35743.67	9835.72	762.33	1934.59	283.12
957	533	DX60	SLU_ENV_NL	Max	33991.96	9825.33	-494.63	-609.98	283.12
957	533	DX61	SLU_ENV_NL	Max	24904.58	8830.11	461.21	-609.98	765.20
957	533	DX74	SLU_ENV_NL	Max	22799.06	6980.01	598.17	1934.59	765.20
957	533	DX73	SLU_ENV_NL	Min	8736.86	1444.19	-357.67	-1930.22	-783.89
957	533	DX60	SLU_ENV_NL	Min	11112.21	4266.08	-810.03	-1676.09	-783.89
957	533	DX61	SLU_ENV_NL	Min	-104002.25	-31068.09	-1318.37	-1676.09	-283.31
957	533	DX74	SLU_ENV_NL	Min	-99974.99	-31126.67	253.99	-1930.22	-283.31
958	534	DX74	SLU_ENV_NL	Max	30289.72	9518.28	1608.83	861.21	682.55
958	534	DX61	SLU_ENV_NL	Max	29121.58	9804.13	-228.24	2303.44	682.55
958	534	DX62	SLU_ENV_NL	Max	18093.01	5755.53	-111.06	2303.44	416.24
958	534	DX75	SLU_ENV_NL	Max	17553.58	5769.11	1780.78	861.21	416.24
958	534	DX74	SLU_ENV_NL	Min	-99039.13	-31079.03	-835.54	-915.41	-417.33
958	534	DX61	SLU_ENV_NL	Min	-100033.08	-29644.21	-421.63	-1081.77	-417.33
958	534	DX62	SLU_ENV_NL	Min	-24186.28	-5559.02	-249.68	-1081.77	-698.40
958	534	DX75	SLU_ENV_NL	Min	-25325.73	-8088.46	-718.36	-915.41	-698.40
959	535	DX56	SLU_ENV_NL	Max	17426.57	4708.71	570.85	2100.22	-8.43
959	535	DX43	SLU_ENV_NL	Max	20545.44	5783.61	680.12	77.90	-8.43
959	535	DX44	SLU_ENV_NL	Max	28435.92	8298.21	315.52	77.90	1207.16
959	535	DX57	SLU_ENV_NL	Max	28829.52	7653.04	147.57	2100.22	1207.16
959	535	DX56	SLU_ENV_NL	Min	-23223.80	-8224.27	391.77	101.16	-1222.13
959	535	DX43	SLU_ENV_NL	Min	-19088.40	-5340.23	-1008.01	-3562.20	-1222.13
959	535	DX44	SLU_ENV_NL	Min	-100143.95	-29071.22	-1431.29	-3562.20	1.55
959	535	DX57	SLU_ENV_NL	Min	-99695.40	-29929.43	27.18	101.16	1.55
960	536	DX57	SLU_ENV_NL	Max	21761.56	5291.40	950.41	-32.80	1006.41
960	536	DX44	SLU_ENV_NL	Max	20315.14	6103.22	-516.51	2691.10	1006.41
960	536	DX45	SLU_ENV_NL	Max	37906.33	12060.44	413.83	2691.10	-581.99
960	536	DX58	SLU_ENV_NL	Max	38539.39	11926.65	989.35	-32.80	-581.99
960	536	DX57	SLU_ENV_NL	Min	-101703.34	-30376.31	-528.44	-2426.90	586.62
960	536	DX44	SLU_ENV_NL	Min	-108282.49	-31668.29	-718.81	2295.48	586.62
960	536	DX45	SLU_ENV_NL	Min	15056.18	5633.97	-477.57	2295.48	-1019.58
960	536	DX58	SLU_ENV_NL	Min	12859.59	3154.34	604.20	-2426.90	-1019.58
961	537	DX60	SLU_ENV_NL	Max	34866.73	10946.47	-643.91	2426.91	-601.05
961	537	DX47	SLU_ENV_NL	Max	34065.45	10807.08	477.52	-2295.49	-601.05
961	537	DX48	SLU_ENV_NL	Max	20314.80	6103.12	779.47	-2295.49	1006.44
961	537	DX61	SLU_ENV_NL	Max	21761.90	5291.51	565.08	2426.91	1006.44
961	537	DX60	SLU_ENV_NL	Min	12859.80	3154.41	-989.38	86.19	-1019.61
961	537	DX47	SLU_ENV_NL	Min	15055.81	5633.88	-429.52	-2732.20	-1019.61
961	537	DX48	SLU_ENV_NL	Min	-111618.44	-32768.45	516.64	-2732.20	608.12
961	537	DX61	SLU_ENV_NL	Min	-104562.72	-31141.54	-950.25	86.19	608.12
962	538	DX61	SLU_ENV_NL	Max	28828.98	7652.88	-27.04	-101.22	1327.21
962	538	DX48	SLU_ENV_NL	Max	28436.61	8298.42	1495.75	3879.48	1327.21
962	538	DX49	SLU_ENV_NL	Max	20546.47	5783.91	1033.53	3879.48	-8.46
962	538	DX62	SLU_ENV_NL	Max	17426.14	4708.57	-392.04	-101.22	-8.46
962	538	DX61	SLU_ENV_NL	Min	-102802.23	-30791.40	-107.85	-2340.72	1.57
962	538	DX48	SLU_ENV_NL	Min	-103452.83	-30140.76	-315.36	-77.83	1.57
962	538	DX49	SLU_ENV_NL	Min	-17970.57	-5076.62	-680.36	-77.83	-1341.38
962	538	DX62	SLU_ENV_NL	Min	-22484.02	-7968.17	-570.07	-2340.72	-1341.38
963	539	DX43	SLU_ENV_NL	Max	21692.25	6773.48	-338.33	3536.82	-565.04
963	539	DX30	SLU_ENV_NL	Max	18977.56	6149.79	-1861.61	-1300.49	-565.04
963	539	DX31	SLU_ENV_NL	Max	19020.31	7328.65	30.90	-1300.49	1902.88
963	539	DX44	SLU_ENV_NL	Max	27913.39	9389.29	1444.06	3536.82	1902.88
963	539	DX43	SLU_ENV_NL	Min	-14956.46	-4339.15	-2043.72	1358.62	-1893.46
963	539	DX30	SLU_ENV_NL	Min	-15070.56	-3644.89	-2057.48	-5312.03	-1893.46
963	539	DX31	SLU_ENV_NL	Min	-116683.75	-34272.92	-275.09	-5312.03	575.77
963	539	DX44	SLU_ENV_NL	Min	-104621.46	-31224.18	-151.21	1358.62	575.77
964	540	DX44	SLU_ENV_NL	Max	17011.39	5874.10	-587.54	-2966.21	1914.51
964	540	DX31	SLU_ENV_NL	Max	13319.00	5862.84	1907.33	5949.89	1914.51
964	540	DX32	SLU_ENV_NL	Max	45969.91	13343.67	1859.38	5949.89	-1648.49
964	540	DX45	SLU_ENV_NL	Max	41054.35	11741.95	168.42	-2966.21	-1648.49
964	540	DX44	SLU_ENV_NL	Min	-112058.54	-33443.26	-680.66	-3779.82	1636.47
964	540	DX31	SLU_ENV_NL	Min	-122407.30	-36002.03	926.05	3877.07	1636.47
964	540	DX32	SLU_ENV_NL	Min	22845.64	7553.91	1775.13	3877.07	-1910.68
964	540	DX45	SLU_ENV_NL	Min	17962.73	4539.08	-635.49	-3779.82	-1910.68
965	541	DX47	SLU_ENV_NL	Max	37410.85	10776.38	635.61	3779.85	-1648.53
965	541	DX34	SLU_ENV_NL	Max	42234.82	12090.82	-1858.87	-3877.08	-1648.53



Autorità Portuale di Taranto
Interventi per il dragaggio di 2,3 M m³ di sedimenti in area Molo Polisettoriale e per la realizzazione di un primo lotto della cassa di colmata funzionale all'ampliamento del V Sporgente del Porto di Taranto

Allegati alla relazione di calcolo strutturale allineamento "BC"

Data 05/2016
Rev. B
c.d.c.: C296A
514B



965	541	DX35	SLU_ENV_NL	Max	13319.33	5863.04	-905.66	-3877.08	1976.61
965	541	DX48	SLU_ENV_NL	Max	17011.14	5874.15	763.95	3779.85	1976.61
965	541	DX47	SLU_ENV_NL	Min	17962.30	4538.94	-189.27	3106.85	-1969.86
965	541	DX34	SLU_ENV_NL	Min	22845.71	7553.91	-1859.42	-6091.73	-1969.86
965	541	DX35	SLU_ENV_NL	Min	-126544.19	-37317.27	-1907.53	-6091.73	1636.52
965	541	DX48	SLU_ENV_NL	Min	-115437.74	-34317.45	587.50	3106.85	1636.52
966	542	DX48	SLU_ENV_NL	Max	27914.03	9389.61	200.43	-1358.70	2075.63
966	542	DX35	SLU_ENV_NL	Max	19019.63	7328.54	275.06	5766.18	2075.63
966	542	DX36	SLU_ENV_NL	Max	18977.53	6149.78	2057.82	5766.18	-565.07
966	542	DX49	SLU_ENV_NL	Max	21693.38	6773.83	2073.49	-1358.70	-565.07
966	542	DX48	SLU_ENV_NL	Min	-108262.28	-32202.13	-1444.28	-3885.37	575.81
966	542	DX35	SLU_ENV_NL	Min	-120793.06	-35554.61	44.34	1300.58	575.81
966	542	DX36	SLU_ENV_NL	Min	-13005.60	-3073.65	1917.40	1300.58	-2065.08
966	542	DX49	SLU_ENV_NL	Min	-13393.55	-3790.03	338.48	-3885.37	-2065.08
967	543	DX30	SLU_ENV_NL	Max	21567.66	6174.83	-3400.96	4511.58	-1403.35
967	543	DX17	SLU_ENV_NL	Max	10698.44	2924.29	-3485.91	-3420.83	-1403.35
967	543	DX18	SLU_ENV_NL	Max	-5974.44	-1999.08	1383.00	-3420.83	2434.97
967	543	DX31	SLU_ENV_NL	Max	15516.36	4257.47	1509.32	4511.58	2434.97
967	543	DX30	SLU_ENV_NL	Min	-9536.37	-3139.62	-3514.78	3209.93	-2394.07
967	543	DX17	SLU_ENV_NL	Min	-18797.61	-5926.81	-4379.99	-6744.40	-2394.07
967	543	DX18	SLU_ENV_NL	Min	-146242.42	-43748.91	530.29	-6744.40	-1441.37
967	543	DX31	SLU_ENV_NL	Min	-122677.01	-36308.40	1354.13	3209.93	1441.37
968	544	DX31	SLU_ENV_NL	Max	7133.57	1553.84	2064.80	-4621.49	2745.22
968	544	DX18	SLU_ENV_NL	Max	2229.05	650.76	934.32	8172.11	2745.22
968	544	DX19	SLU_ENV_NL	Max	62500.16	19165.55	762.58	8172.11	-2305.32
968	544	DX32	SLU_ENV_NL	Max	52870.59	16584.07	1451.14	-4621.49	-2305.32
968	544	DX31	SLU_ENV_NL	Min	-129014.53	-38264.27	1456.45	-5100.92	2294.47
968	544	DX18	SLU_ENV_NL	Min	-138192.27	-41279.26	858.56	5620.72	2294.47
968	544	DX19	SLU_ENV_NL	Min	37403.60	11931.15	320.66	5620.72	-2743.49
968	544	DX32	SLU_ENV_NL	Min	27966.83	8315.43	1360.47	-5100.92	-2743.49
969	545	DX34	SLU_ENV_NL	Max	49500.63	15743.40	-1451.42	5100.93	-2305.37
969	545	DX21	SLU_ENV_NL	Max	58969.06	17940.98	-320.60	-5620.70	-2305.37
969	545	DX22	SLU_ENV_NL	Max	2228.34	650.34	-820.66	-5620.70	2869.47
969	545	DX35	SLU_ENV_NL	Max	7133.91	1553.75	-1387.69	5100.93	2869.47
969	545	DX34	SLU_ENV_NL	Min	27966.80	8315.44	-1474.30	4892.16	-2863.55
969	545	DX21	SLU_ENV_NL	Min	37402.33	11930.78	-907.27	-8470.59	-2863.55
969	545	DX22	SLU_ENV_NL	Min	-143775.75	-43077.24	-933.93	-8470.59	2294.53
969	545	DX35	SLU_ENV_NL	Min	-133338.40	-39397.85	-2064.75	4892.16	2294.53
970	546	DX35	SLU_ENV_NL	Max	15515.45	4257.00	-1353.73	-3210.06	2700.64
970	546	DX22	SLU_ENV_NL	Max	-5973.92	-1999.12	-433.98	7436.04	2700.64
970	546	DX23	SLU_ENV_NL	Max	10700.46	2924.89	4528.10	7436.04	-1403.42
970	546	DX36	SLU_ENV_NL	Max	21567.77	6174.87	3514.68	-3210.06	-1403.42
970	546	DX35	SLU_ENV_NL	Min	-127320.46	-37570.33	-1474.51	-5053.55	1441.43
970	546	DX22	SLU_ENV_NL	Min	-151845.89	-45520.42	-1382.95	3420.98	1441.43
970	546	DX23	SLU_ENV_NL	Min	-15613.28	-5068.91	3485.46	3420.98	-2657.64
970	546	DX36	SLU_ENV_NL	Min	-6841.18	-2267.83	3487.58	-5053.55	-2657.64
971	547	DX17	SLU_ENV_NL	Max	14479.30	4871.04	-2499.94	2287.48	-755.64
971	547	DX4	SLU_ENV_NL	Max	9014.76	2651.83	-1509.60	-2801.67	-755.64
971	547	DX5	SLU_ENV_NL	Max	-22479.67	-7319.87	2422.18	-2801.67	1105.03
971	547	DX18	SLU_ENV_NL	Max	-9430.14	-2861.95	224.51	2287.48	1105.03
971	547	DX17	SLU_ENV_NL	Min	-14228.83	-3982.66	-4167.53	500.52	-1078.32
971	547	DX4	SLU_ENV_NL	Min	-24510.39	-7009.88	-1543.72	-3093.76	-1078.32
971	547	DX5	SLU_ENV_NL	Min	-167109.80	-51148.81	1214.85	-3093.76	786.38
971	547	DX18	SLU_ENV_NL	Min	-151050.17	-46489.67	-201.62	500.52	786.38
972	548	DX18	SLU_ENV_NL	Max	-2940.46	-985.39	1632.82	-566.92	1431.41
972	548	DX5	SLU_ENV_NL	Max	-6768.37	-2536.14	805.71	4568.77	1431.41
972	548	DX6	SLU_ENV_NL	Max	74665.55	21754.64	409.82	4568.77	-1106.22
972	548	DX19	SLU_ENV_NL	Max	67460.49	19449.61	728.26	-566.92	-1106.22
972	548	DX18	SLU_ENV_NL	Min	-144016.64	-44443.46	908.23	-2871.78	1097.10
972	548	DX5	SLU_ENV_NL	Min	-145055.93	-44468.79	714.38	3799.04	1097.10
972	548	DX6	SLU_ENV_NL	Min	47904.51	13976.20	-98.85	3799.04	-1430.50
972	548	DX19	SLU_ENV_NL	Min	42299.07	12653.85	603.68	-2871.78	-1430.50
973	549	DX21	SLU_ENV_NL	Max	64398.02	18676.22	-603.43	2871.80	-1236.05
973	549	DX8	SLU_ENV_NL	Max	69731.02	20167.71	-387.89	-3799.03	-1236.05
973	549	DX9	SLU_ENV_NL	Max	-6768.53	-2535.79	-582.56	-3799.03	1431.45
973	549	DX22	SLU_ENV_NL	Max	-2940.86	-985.10	-908.04	2871.80	1431.45
973	549	DX21	SLU_ENV_NL	Min	42297.69	12653.42	-1137.76	847.34	-1430.54
973	549	DX8	SLU_ENV_NL	Min	47903.22	13975.79	-410.32	-4911.44	-1430.54
973	549	DX9	SLU_ENV_NL	Min	-153917.28	-47168.55	-714.93	-4911.44	1234.64
973	549	DX22	SLU_ENV_NL	Min	-149870.15	-46030.64	-1332.43	847.34	1234.64
974	550	DX22	SLU_ENV_NL	Max	-9429.55	-2861.36	441.20	-948.66	1105.06
974	550	DX9	SLU_ENV_NL	Max	-22481.45	-7320.02	-1214.66	3743.10	1105.06
974	550	DX10	SLU_ENV_NL	Max	9014.71	2651.81	1635.57	3743.10	-991.29
974	550	DX23	SLU_ENV_NL	Max	14481.45	4871.68	4184.70	-948.66	-991.29
974	550	DX22	SLU_ENV_NL	Min	-157257.00	-48205.12	-225.05	-2287.54	1021.57
974	550	DX9	SLU_ENV_NL	Min	-173332.16	-53034.58	-2107.92	2801.76	1021.57
974	550	DX10	SLU_ENV_NL	Min	-19186.31	-5461.60	1510.48	2801.76	-1078.35
974	550	DX23	SLU_ENV_NL	Min	-10302.93	-2720.07	2500.09	-2287.54	-1078.35
983	551	DX407	SLU_ENV_NL	Max	14585.65	4879.48	-494.64	-58.53	283.48
983	551	DX394	SLU_ENV_NL	Max	13165.48	4453.83	995.13	1263.16	283.48
983	551	DX395	SLU_ENV_NL	Max	112023.09	33401.47	964.03	1263.16	-88.50



Autorità Portuale di Taranto
Interventi per il dragaggio di 2,3 M m³ di sedimenti in area Molo Polisettoriale e per la realizzazione di un primo lotto della cassa di colmata funzionale all'ampliamento del V Sporgente del Porto di Taranto

Allegati alla relazione di calcolo strutturale allineamento "BC"

Data 05/2016
Rev. B
c.d.c.: C296A
514B



983	551	DX408	SLU_ENV_NL	Max	110425.11	32947.36	-522.57	-58.53	-88.50
983	551	DX407	SLU_ENV_NL	Min	-34877.50	-9817.92	-584.57	-467.90	88.96
983	551	DX394	SLU_ENV_NL	Min	-35188.27	-10030.77	687.42	-54.27	88.96
983	551	DX395	SLU_ENV_NL	Min	-77006.88	-23428.60	659.49	-54.27	-283.55
983	551	DX408	SLU_ENV_NL	Min	-77454.37	-23468.61	-615.67	-467.90	-283.55
984	552	DX408	SLU_ENV_NL	Max	35550.93	10485.44	1295.25	366.76	-82.63
984	552	DX395	SLU_ENV_NL	Max	37310.80	10987.45	-581.76	-321.97	-82.63
984	552	DX396	SLU_ENV_NL	Max	-10890.29	-2767.97	-681.51	-321.97	281.29
984	552	DX409	SLU_ENV_NL	Max	-9778.67	-2411.62	1036.79	366.76	281.29
984	552	DX408	SLU_ENV_NL	Min	7340.76	1969.14	646.94	61.45	-281.68
984	552	DX395	SLU_ENV_NL	Min	8519.65	2230.14	-949.87	-945.45	-281.68
984	552	DX396	SLU_ENV_NL	Min	-12886.48	-2942.81	-1208.32	-945.45	81.86
984	552	DX409	SLU_ENV_NL	Min	-13360.22	-2969.15	547.19	61.45	81.86
985	553	DX411	SLU_ENV_NL	Max	-9779.44	-2411.85	-547.19	-72.67	281.29
985	553	DX398	SLU_ENV_NL	Max	-10891.11	-2768.22	1239.58	945.46	281.29
985	553	DX399	SLU_ENV_NL	Max	37311.67	10987.69	959.47	945.46	-82.51
985	553	DX412	SLU_ENV_NL	Max	35551.88	10485.71	-646.92	-72.67	-82.51
985	553	DX411	SLU_ENV_NL	Min	-15107.54	-3464.42	-1069.22	-366.76	81.64
985	553	DX398	SLU_ENV_NL	Min	-14557.05	-3419.36	681.50	309.93	81.64
985	553	DX399	SLU_ENV_NL	Min	4963.50	1153.97	581.77	309.93	-281.68
985	553	DX412	SLU_ENV_NL	Min	3719.44	875.97	-1349.33	-366.76	-281.68
986	554	DX412	SLU_ENV_NL	Max	110425.46	32947.45	575.15	480.30	-88.41
986	554	DX399	SLU_ENV_NL	Max	112023.51	33401.58	-659.42	66.80	-88.41
986	554	DX400	SLU_ENV_NL	Max	13165.68	4453.80	-687.37	66.80	283.48
986	554	DX413	SLU_ENV_NL	Max	14585.79	4879.44	563.97	480.30	283.48
986	554	DX412	SLU_ENV_NL	Min	-80260.24	-24317.17	522.52	58.53	-283.55
986	554	DX399	SLU_ENV_NL	Min	-79882.29	-24300.53	-967.14	-1263.16	-283.55
986	554	DX400	SLU_ENV_NL	Min	-36047.05	-10319.72	-978.32	-1263.16	88.99
986	554	DX413	SLU_ENV_NL	Min	-35671.25	-10084.11	494.57	58.53	88.99
987	555	DX394	SLU_ENV_NL	Max	11670.11	3030.09	1062.88	-921.87	899.20
987	555	DX381	SLU_ENV_NL	Max	7301.40	1553.69	-133.06	2751.50	899.20
987	555	DX382	SLU_ENV_NL	Max	117792.05	35457.60	-461.06	2751.50	-291.88
987	555	DX395	SLU_ENV_NL	Max	113341.47	34235.21	734.88	-921.87	-291.88
987	555	DX394	SLU_ENV_NL	Min	-35809.47	-10958.14	631.41	-1438.81	291.95
987	555	DX381	SLU_ENV_NL	Min	-36350.90	-11421.55	-750.81	438.96	291.95
987	555	DX382	SLU_ENV_NL	Min	-73843.73	-21996.52	-776.87	438.96	-898.52
987	555	DX395	SLU_ENV_NL	Min	-76365.37	-22433.55	605.34	-1438.81	-898.52
988	556	DX395	SLU_ENV_NL	Max	38624.21	11819.45	-572.60	1748.52	-260.30
988	556	DX382	SLU_ENV_NL	Max	42771.75	12952.10	1141.18	-757.20	-260.30
988	556	DX383	SLU_ENV_NL	Max	-14432.69	-5316.19	913.65	-757.20	897.63
988	556	DX396	SLU_ENV_NL	Max	-12281.90	-3860.65	-499.17	1748.52	897.63
988	556	DX395	SLU_ENV_NL	Min	9119.51	3208.17	-936.27	457.64	-896.47
988	556	DX382	SLU_ENV_NL	Min	11112.19	3493.99	233.71	-2433.34	-896.47
988	556	DX383	SLU_ENV_NL	Min	-17005.30	-5429.72	307.14	-2433.34	260.89
988	556	DX396	SLU_ENV_NL	Min	-13751.73	-4805.50	-1163.80	457.64	260.89
989	557	DX398	SLU_ENV_NL	Max	-12282.70	-3860.89	1175.51	-468.55	897.66
989	557	DX385	SLU_ENV_NL	Max	-16165.20	-5429.92	-307.15	2433.35	897.66
989	557	DX386	SLU_ENV_NL	Max	42772.63	12952.38	-233.73	2433.35	-259.99
989	557	DX399	SLU_ENV_NL	Max	38625.07	11819.72	961.28	-468.55	-259.99
989	557	DX398	SLU_ENV_NL	Min	-15431.70	-5314.32	499.18	-1748.53	260.68
989	557	DX385	SLU_ENV_NL	Min	-17005.96	-5842.27	-926.40	745.05	260.68
989	557	DX386	SLU_ENV_NL	Min	7524.42	2424.19	-1140.63	745.05	-896.49
989	557	DX399	SLU_ENV_NL	Min	5569.78	2154.36	572.59	-1748.53	-896.49
990	558	DX399	SLU_ENV_NL	Max	113341.90	34235.36	-605.31	1438.81	-294.75
990	558	DX386	SLU_ENV_NL	Max	117792.30	35457.69	776.79	-433.15	-294.75
990	558	DX387	SLU_ENV_NL	Max	7301.46	1553.79	750.78	-433.15	899.20
990	558	DX400	SLU_ENV_NL	Max	11670.36	3030.24	-631.31	1438.81	899.20
990	558	DX399	SLU_ENV_NL	Min	-79231.60	-23281.74	-718.72	941.00	-898.52
990	558	DX386	SLU_ENV_NL	Min	-76656.40	-22834.38	470.32	-2751.50	-898.52
990	558	DX387	SLU_ENV_NL	Min	-37151.83	-11654.58	126.87	-2751.50	294.78
990	558	DX400	SLU_ENV_NL	Min	-36654.73	-11195.18	-1062.17	941.00	294.78
991	559	SX381	SLU_ENV_NL	Max	23161.03	6999.03	662.99	2771.45	491.78
991	559	SX368	SLU_ENV_NL	Max	30871.54	9340.53	-615.87	1644.00	491.78
991	559	SX369	SLU_ENV_NL	Max	101483.79	30629.41	-320.56	1644.00	1742.81
991	559	SX382	SLU_ENV_NL	Max	99242.11	29924.32	721.29	2771.45	1742.81
991	559	SX381	SLU_ENV_NL	Min	21191.39	5217.63	-283.75	-648.12	-1741.26
991	559	SX368	SLU_ENV_NL	Min	18575.37	4442.43	-1728.36	-5349.55	-1741.26
991	559	SX369	SLU_ENV_NL	Min	-186163.45	-55529.64	-1670.06	-5349.55	-491.59
991	559	SX382	SLU_ENV_NL	Min	-176488.43	-52605.38	11.56	-648.12	-491.59
992	560	SX382	SLU_ENV_NL	Max	22442.94	6891.41	-21.84	1105.75	1730.54
992	560	SX369	SLU_ENV_NL	Max	23065.83	7097.18	170.69	4972.35	1730.54
992	560	SX370	SLU_ENV_NL	Max	57747.17	17577.24	732.24	4972.35	537.62
992	560	SX383	SLU_ENV_NL	Max	50284.18	15289.64	311.16	1105.75	537.62
992	560	SX382	SLU_ENV_NL	Min	-93178.04	-27611.25	-1199.51	-3091.07	-534.51
992	560	SX369	SLU_ENV_NL	Min	-102850.54	-30536.78	55.38	-1393.25	-534.51
992	560	SX370	SLU_ENV_NL	Min	-2667.20	-1417.28	388.38	-1393.25	-1728.83
992	560	SX383	SLU_ENV_NL	Min	1708.85	-45.01	-637.96	-3091.07	-1728.83
993	561	SX385	SLU_ENV_NL	Max	49345.49	15009.43	637.97	3082.88	537.63
993	561	SX372	SLU_ENV_NL	Max	56784.71	17281.14	-400.22	1393.26	537.63
993	561	SX373	SLU_ENV_NL	Max	23066.41	7097.38	-60.18	1393.26	1730.81
993	561	SX386	SLU_ENV_NL	Max	22443.42	6891.57	1199.49	3082.88	1730.81



Autorità Portuale di Taranto
Interventi per il dragaggio di 2,3 M m³ di sedimenti in area Molo Polisettoriale e per la realizzazione di un primo lotto della cassa di colmata funzionale all'ampliamento del V Sporgente del Porto di Taranto

Allegati alla relazione di calcolo strutturale allineamento "BC"

Data 05/2016
Rev. B
c.d.c.: C296A
514B

993	561	SX385	SLU_ENV_NL	Min	1708.66	-45.10	-302.20	-1105.75	-1729.03
993	561	SX372	SLU_ENV_NL	Min	-2667.22	-1417.33	-732.30	-4981.45	-1729.03
993	561	SX373	SLU_ENV_NL	Min	-105216.95	-31241.63	-170.78	-4981.45	-534.52
993	561	SX386	SLU_ENV_NL	Min	-95515.79	-28299.31	37.84	-1105.75	-534.52
994	562	SX386	SLU_ENV_NL	Max	99242.75	29924.53	6.93	648.11	1738.77
994	562	SX373	SLU_ENV_NL	Max	101484.02	30629.50	1669.98	5335.31	1738.77
994	562	SX374	SLU_ENV_NL	Max	29335.45	8892.04	1728.40	5335.31	491.77
994	562	SX387	SLU_ENV_NL	Max	21586.17	6558.56	291.23	648.11	491.77
994	562	SX386	SLU_ENV_NL	Min	-177283.30	-52829.79	-721.30	-2766.77	-491.59
994	562	SX373	SLU_ENV_NL	Min	-186933.47	-55756.36	316.28	-1644.00	-491.59
994	562	SX374	SLU_ENV_NL	Min	18575.34	4442.48	600.58	-1644.00	-1737.19
994	562	SX387	SLU_ENV_NL	Min	21191.77	5217.79	-662.88	-2766.77	-1737.19
995	563	SX368	SLU_ENV_NL	Max	34544.33	10487.03	-774.12	3090.58	625.92
995	563	SX355	SLU_ENV_NL	Max	42763.44	12710.87	-105.82	1996.21	625.92
995	563	SX356	SLU_ENV_NL	Max	102252.75	30554.29	711.91	1996.21	1949.18
995	563	SX369	SLU_ENV_NL	Max	102421.22	30367.50	-392.41	3090.58	1949.18
995	563	SX368	SLU_ENV_NL	Min	18062.30	6118.89	-2205.43	-912.11	-1945.43
995	563	SX355	SLU_ENV_NL	Min	11395.13	4387.02	-339.48	-5987.33	-1945.43
995	563	SX356	SLU_ENV_NL	Min	-200916.59	-60727.28	275.88	-5987.33	-621.80
995	563	SX369	SLU_ENV_NL	Min	-189962.30	-57096.33	-1154.04	-912.11	-621.80
996	564	SX369	SLU_ENV_NL	Max	24092.55	6877.16	362.92	1388.36	1937.63
996	564	SX356	SLU_ENV_NL	Max	26826.25	7918.09	109.39	5611.40	1937.63
996	564	SX357	SLU_ENV_NL	Max	70012.47	20524.33	362.82	5611.40	678.00
996	564	SX370	SLU_ENV_NL	Max	61250.65	18210.73	589.32	1388.36	678.00
996	564	SX369	SLU_ENV_NL	Min	-106631.08	-32093.81	156.59	-3413.75	-678.06
996	564	SX356	SLU_ENV_NL	Min	-117299.95	-35645.44	-956.11	-1772.47	-678.06
996	564	SX357	SLU_ENV_NL	Min	-7631.01	-1675.26	-729.71	-1772.47	-1934.33
996	564	SX370	SLU_ENV_NL	Min	-3532.37	-658.75	410.02	-3413.75	-1934.33
997	565	SX372	SLU_ENV_NL	Max	60292.88	17930.48	-416.45	3406.23	678.01
997	565	SX359	SLU_ENV_NL	Max	69063.82	20238.65	729.71	1772.47	678.01
997	565	SX360	SLU_ENV_NL	Max	26826.69	7918.20	956.13	1772.47	1938.17
997	565	SX373	SLU_ENV_NL	Max	24093.10	6877.31	-170.48	3406.23	1938.17
997	565	SX372	SLU_ENV_NL	Min	-3532.34	-658.69	-589.40	-1388.36	-1934.84
997	565	SX359	SLU_ENV_NL	Min	-7630.96	-1675.20	-346.30	-5621.14	-1934.84
997	565	SX360	SLU_ENV_NL	Min	-119635.31	-36361.99	-100.33	-5621.14	-678.08
997	565	SX373	SLU_ENV_NL	Min	-108999.95	-32807.06	-362.98	-1388.36	-678.08
998	566	SX373	SLU_ENV_NL	Max	102421.44	30367.55	1154.05	912.11	1944.63
998	566	SX360	SLU_ENV_NL	Max	102253.16	30554.40	-273.25	5971.77	1944.63
998	566	SX361	SLU_ENV_NL	Max	41219.12	12222.11	339.37	5971.77	625.92
998	566	SX374	SLU_ENV_NL	Max	32996.60	10019.00	2205.38	912.11	625.92
998	566	SX373	SLU_ENV_NL	Min	-190727.92	-57327.66	384.95	-3084.75	-621.80
998	566	SX360	SLU_ENV_NL	Min	-201668.63	-60969.77	-711.95	-1996.21	-621.80
998	566	SX361	SLU_ENV_NL	Min	11395.31	4387.08	104.07	-1996.21	-1940.80
998	566	SX374	SLU_ENV_NL	Min	18062.25	6118.89	762.27	-3084.75	-1940.80
1001	567	SX355	SLU_ENV_NL	Max	46786.54	14503.99	765.31	2868.30	697.31
1001	567	SX342	SLU_ENV_NL	Max	54907.62	16355.12	1170.48	2238.03	697.31
1001	567	SX343	SLU_ENV_NL	Max	110545.09	33806.50	143.09	2238.03	1924.97
1001	567	SX356	SLU_ENV_NL	Max	103527.39	30816.42	70.25	2868.30	1924.97
1001	567	SX355	SLU_ENV_NL	Min	9782.99	2999.89	-256.83	-1036.93	-1919.46
1001	567	SX342	SLU_ENV_NL	Min	10161.47	3911.29	-426.32	-6092.66	-1919.46
1001	567	SX343	SLU_ENV_NL	Min	-215082.63	-64505.31	-99.23	-6092.66	-707.71
1001	567	SX356	SLU_ENV_NL	Min	-204359.67	-60587.02	-262.08	-1036.93	-707.71
1002	568	SX356	SLU_ENV_NL	Max	28164.24	8210.81	275.00	1428.62	1920.93
1002	568	SX343	SLU_ENV_NL	Max	31701.69	10150.15	677.77	5736.11	1920.93
1002	568	SX344	SLU_ENV_NL	Max	82672.85	24932.67	676.71	5736.11	719.30
1002	568	SX357	SLU_ENV_NL	Max	74228.27	22981.19	495.88	1428.62	719.30
1002	568	SX356	SLU_ENV_NL	Min	-120734.79	-35499.13	-879.01	-3207.36	-724.04
1002	568	SX343	SLU_ENV_NL	Min	-131073.12	-39302.88	41.65	-1935.67	-724.04
1002	568	SX344	SLU_ENV_NL	Min	-12542.27	-4045.81	262.53	-1935.67	-1916.00
1002	568	SX357	SLU_ENV_NL	Min	-9543.83	-3884.09	-880.07	-3207.36	-1916.00
1003	569	SX359	SLU_ENV_NL	Max	73281.37	22702.06	880.08	3199.12	719.32
1003	569	SX346	SLU_ENV_NL	Max	81715.53	24636.25	-272.24	1935.66	719.32
1003	569	SX347	SLU_ENV_NL	Max	31702.04	10150.27	-49.78	1935.66	1921.13
1003	569	SX360	SLU_ENV_NL	Max	28164.66	8210.95	879.02	3199.12	1921.13
1003	569	SX359	SLU_ENV_NL	Min	-9543.77	-3884.06	-484.12	-1428.61	-1916.10
1003	569	SX346	SLU_ENV_NL	Min	-12542.14	-4045.76	-676.68	-5744.85	-1916.10
1003	569	SX347	SLU_ENV_NL	Min	-133406.72	-39999.83	-677.74	-5744.85	-724.06
1003	569	SX360	SLU_ENV_NL	Min	-123058.87	-36178.76	-261.66	-1428.61	-724.06
1004	570	SX360	SLU_ENV_NL	Max	103527.81	30816.56	261.98	1036.92	1918.33
1004	570	SX347	SLU_ENV_NL	Max	110545.36	33806.60	103.67	6072.15	1918.33
1004	570	SX348	SLU_ENV_NL	Max	53409.10	15900.61	419.33	6072.15	697.31
1004	570	SX361	SLU_ENV_NL	Max	45251.07	14070.00	250.16	1036.92	697.31
1004	570	SX360	SLU_ENV_NL	Min	-205091.60	-60787.75	-65.50	-2857.64	-707.71
1004	570	SX347	SLU_ENV_NL	Min	-215791.44	-64716.07	-142.94	-2238.03	-707.71
1004	570	SX348	SLU_ENV_NL	Min	10161.43	3911.17	-1170.29	-2238.03	-1912.73
1004	570	SX361	SLU_ENV_NL	Min	9783.13	2999.81	-765.36	-2857.64	-1912.73
1005	571	SX342	SLU_ENV_NL	Max	58734.98	18172.89	757.94	2274.50	572.78
1005	571	SX329	SLU_ENV_NL	Max	65838.36	19163.73	100.62	2000.52	572.78
1005	571	SX330	SLU_ENV_NL	Max	114708.06	34759.73	343.69	2000.52	1738.24
1005	571	SX343	SLU_ENV_NL	Max	111276.12	32416.40	726.81	2274.50	1738.24
1005	571	SX342	SLU_ENV_NL	Min	8101.55	871.77	-623.66	-687.95	-1729.76



1005	571	SX329	SLU_ENV_NL	Min	5738.74	1467.13	-385.52	-5809.03	-1729.76
1005	571	SX330	SLU_ENV_NL	Min	-228111.48	-69400.67	-416.64	-5809.03	-580.62
1005	571	SX343	SLU_ENV_NL	Min	-218582.43	-65231.22	-380.59	-687.95	-580.62
1006	572	SX343	SLU_ENV_NL	Max	32474.61	8778.94	774.59	1095.26	1748.39
1006	572	SX330	SLU_ENV_NL	Max	36832.53	11394.08	56.24	5485.95	1748.39
1006	572	SX331	SLU_ENV_NL	Max	93859.61	27217.83	286.07	5485.95	596.29
1006	572	SX344	SLU_ENV_NL	Max	86363.02	26226.26	508.68	1095.26	596.29
1006	572	SX343	SLU_ENV_NL	Min	-134594.32	-40033.24	215.48	-2644.27	-605.36
1006	572	SX330	SLU_ENV_NL	Min	-144468.01	-44309.18	-590.27	-1705.65	-605.36
1006	572	SX331	SLU_ENV_NL	Min	-15536.91	-3537.18	-856.19	-1705.65	-1739.63
1006	572	SX344	SLU_ENV_NL	Min	-13810.47	-4325.54	445.31	-2644.27	-1739.63
1007	573	SX346	SLU_ENV_NL	Max	85412.78	25954.93	-454.87	2637.05	596.29
1007	573	SX333	SLU_ENV_NL	Max	92895.43	26927.91	856.21	1705.63	596.29
1007	573	SX334	SLU_ENV_NL	Max	36832.74	11394.12	590.30	1705.63	1749.00
1007	573	SX347	SLU_ENV_NL	Max	32474.90	8779.01	-227.61	2637.05	1749.00
1007	573	SX346	SLU_ENV_NL	Min	-13810.30	-4325.50	-508.65	-1095.25	-1740.15
1007	573	SX333	SLU_ENV_NL	Min	-15536.67	-3537.12	-263.44	-5495.58	-1740.15
1007	573	SX334	SLU_ENV_NL	Min	-146782.91	-45025.18	-36.17	-5495.58	-605.37
1007	573	SX347	SLU_ENV_NL	Min	-136928.55	-40733.77	-774.57	-1095.25	-605.37
1008	574	SX347	SLU_ENV_NL	Max	112776.38	32416.46	382.49	687.95	1731.51
1008	574	SX334	SLU_ENV_NL	Max	114708.58	34759.86	416.49	5788.21	1731.51
1008	574	SX335	SLU_ENV_NL	Max	64345.07	18684.08	385.29	5788.21	572.79
1008	574	SX348	SLU_ENV_NL	Max	57229.91	17726.05	618.93	687.95	572.79
1008	574	SX347	SLU_ENV_NL	Min	-219281.75	-65439.86	-726.61	-2263.65	-580.62
1008	574	SX334	SLU_ENV_NL	Min	-228798.30	-69629.67	-336.59	-2000.52	-580.62
1008	574	SX335	SLU_ENV_NL	Min	5739.04	1467.39	-100.15	-2000.52	-1722.90
1008	574	SX348	SLU_ENV_NL	Min	8101.60	871.96	-757.81	-2263.65	-1722.90
1011	575	SX329	SLU_ENV_NL	Max	69388.03	22061.10	-248.18	1059.77	333.49
1011	575	SX316	SLU_ENV_NL	Max	73689.42	21714.64	-29.56	1481.42	333.49
1011	575	SX317	SLU_ENV_NL	Max	116485.97	36105.68	293.80	1481.42	1271.85
1011	575	SX330	SLU_ENV_NL	Max	115280.09	33928.84	75.18	1059.77	1271.85
1011	575	SX329	SLU_ENV_NL	Min	4703.88	755.26	-399.82	-94.19	-1260.04
1011	575	SX316	SLU_ENV_NL	Min	2851.35	1948.41	-537.70	-4841.80	-1260.04
1011	575	SX317	SLU_ENV_NL	Min	-237889.83	-71848.49	-264.43	-4841.80	-342.48
1011	575	SX330	SLU_ENV_NL	Min	-230301.28	-67765.16	-126.55	-94.19	-342.48
1012	576	SX330	SLU_ENV_NL	Max	37456.60	10590.75	478.39	542.79	1304.09
1012	576	SX317	SLU_ENV_NL	Max	38711.90	12764.50	560.96	4578.15	1304.09
1012	576	SX318	SLU_ENV_NL	Max	103386.68	30749.87	766.33	4578.15	377.48
1012	576	SX331	SLU_ENV_NL	Max	97629.42	30666.04	426.90	542.79	377.48
1012	576	SX330	SLU_ENV_NL	Min	-146718.85	-42694.18	-943.64	-1478.36	-386.33
1012	576	SX317	SLU_ENV_NL	Min	-153266.54	-46457.75	66.00	-1237.55	-386.33
1012	576	SX318	SLU_ENV_NL	Min	-18813.21	-5410.44	14.52	-1237.55	-1294.28
1012	576	SX331	SLU_ENV_NL	Min	-17307.80	-6556.54	-738.27	-1478.36	-1294.28
1013	577	SX333	SLU_ENV_NL	Max	96665.98	30381.51	738.27	1469.20	377.47
1013	577	SX320	SLU_ENV_NL	Max	102408.25	30440.85	-25.15	1237.51	377.47
1013	577	SX321	SLU_ENV_NL	Max	38711.85	12764.51	-75.37	1237.51	1303.77
1013	577	SX334	SLU_ENV_NL	Max	37456.79	10590.82	943.69	1469.20	1303.77
1013	577	SX333	SLU_ENV_NL	Min	-17307.51	-6556.49	-406.31	-542.77	-1293.83
1013	577	SX320	SLU_ENV_NL	Min	-18812.98	-5410.41	-766.40	-4585.39	-1293.83
1013	577	SX321	SLU_ENV_NL	Min	-155572.74	-47147.51	-560.98	-4585.39	-386.32
1013	577	SX334	SLU_ENV_NL	Min	-149018.20	-43361.22	-456.53	-542.77	-386.32
1014	578	SX334	SLU_ENV_NL	Max	115280.62	33929.02	126.36	94.19	1263.26
1014	578	SX321	SLU_ENV_NL	Max	116486.56	36105.88	264.65	4816.58	1263.26
1014	578	SX322	SLU_ENV_NL	Max	72237.65	21268.67	537.90	4816.58	333.49
1014	578	SX335	SLU_ENV_NL	Max	67904.88	21648.84	399.61	94.19	333.49
1014	578	SX334	SLU_ENV_NL	Min	-230961.45	-67938.89	-67.83	-1044.62	-342.48
1014	578	SX321	SLU_ENV_NL	Min	-238538.63	-72042.59	-283.54	-1481.42	-342.48
1014	578	SX322	SLU_ENV_NL	Min	2851.60	1948.28	30.09	-1481.42	-1251.31
1014	578	SX335	SLU_ENV_NL	Min	4704.05	755.11	245.80	-1044.62	-1251.31
1015	579	SX316	SLU_ENV_NL	Max	75912.27	24026.65	-120.50	970.84	-122.77
1015	579	SX303	SLU_ENV_NL	Max	77871.31	22200.55	843.26	431.64	-122.77
1015	579	SX304	SLU_ENV_NL	Max	116286.42	35706.15	551.15	431.64	478.00
1015	579	SX317	SLU_ENV_NL	Max	115812.73	33228.27	-284.15	970.84	478.00
1015	579	SX316	SLU_ENV_NL	Min	1808.61	-894.10	-171.24	-861.48	-464.81
1015	579	SX303	SLU_ENV_NL	Min	3615.31	1954.97	-133.73	-3059.07	-464.81
1015	579	SX304	SLU_ENV_NL	Min	-240772.45	-73911.49	-246.64	-3059.07	108.56
1015	579	SX317	SLU_ENV_NL	Min	-239101.56	-70790.08	-412.60	-861.48	108.56
1016	580	SX317	SLU_ENV_NL	Max	38130.85	9929.99	405.13	338.91	560.11
1016	580	SX304	SLU_ENV_NL	Max	37576.72	12086.96	-167.34	2913.84	560.11
1016	580	SX305	SLU_ENV_NL	Max	107106.64	30669.67	-79.47	2913.84	-65.53
1016	580	SX318	SLU_ENV_NL	Max	105643.27	32765.21	711.21	338.91	-65.53
1016	580	SX317	SLU_ENV_NL	Min	-154616.75	-45451.83	326.96	-493.09	53.55
1016	580	SX304	SLU_ENV_NL	Min	-158357.48	-49179.81	-906.76	-215.54	53.55
1016	580	SX305	SLU_ENV_NL	Min	-19389.76	-4248.81	-600.68	-215.54	-544.59
1016	580	SX318	SLU_ENV_NL	Min	-19435.31	-6586.42	414.83	-493.09	-544.59
1017	581	SX320	SLU_ENV_NL	Max	104675.72	32498.05	-428.83	493.13	-65.55
1017	581	SX307	SLU_ENV_NL	Max	106094.34	30368.24	600.77	215.48	-65.55
1017	581	SX308	SLU_ENV_NL	Max	37576.83	12086.97	906.76	215.48	560.12
1017	581	SX321	SLU_ENV_NL	Max	38130.74	9929.93	-337.14	493.13	560.12
1017	581	SX320	SLU_ENV_NL	Min	-19435.01	-6586.29	-711.20	-347.20	-544.43
1017	581	SX307	SLU_ENV_NL	Min	-19389.04	-4248.55	113.20	-2921.72	-544.43



Autorità Portuale di Taranto
Interventi per il dragaggio di 2,3 M m³ di sedimenti in area Molo Polisettoriale e per la realizzazione di un primo lotto della cassa di colmata funzionale all'ampliamento del V Sporgente del Porto di Taranto

Allegati alla relazione di calcolo strutturale allineamento "BC"

Data 05/2016
Rev. B
c.d.c.: C296A
514B



1017	581	SX308	SLU_ENV_NL	Min	-160659.36	-49898.41	204.89	-2921.72	53.57
1017	581	SX321	SLU_ENV_NL	Min	-156921.42	-46142.08	-405.21	-347.20	53.57
1018	582	SX321	SLU_ENV_NL	Max	115813.31	33228.42	423.03	875.64	469.85
1018	582	SX308	SLU_ENV_NL	Max	116286.77	35706.24	246.39	3034.81	469.85
1018	582	SX309	SLU_ENV_NL	Max	76440.09	21728.72	133.56	3034.81	-122.77
1018	582	SX322	SLU_ENV_NL	Max	74454.35	23596.16	171.49	875.64	-122.77
1018	582	SX321	SLU_ENV_NL	Min	-239737.73	-70978.10	284.32	-970.84	108.56
1018	582	SX308	SLU_ENV_NL	Min	-241392.00	-74127.07	-532.35	-431.64	108.56
1018	582	SX309	SLU_ENV_NL	Min	3615.41	1955.21	-835.01	-431.64	-456.47
1018	582	SX322	SLU_ENV_NL	Min	1808.99	-893.78	120.38	-970.84	-456.47
1019	583	SX303	SLU_ENV_NL	Max	78577.29	25739.54	38.87	2681.74	816.90
1019	583	SX290	SLU_ENV_NL	Max	71860.71	20710.96	554.55	-56.01	816.90
1019	583	SX291	SLU_ENV_NL	Max	109323.59	34626.28	864.54	-56.01	860.93
1019	583	SX304	SLU_ENV_NL	Max	114601.07	33112.53	348.86	2681.74	860.93
1019	583	SX303	SLU_ENV_NL	Min	3756.91	-597.25	-187.53	-3817.83	-876.19
1019	583	SX290	SLU_ENV_NL	Min	7720.15	3610.99	-1148.88	-1367.29	-876.19
1019	583	SX291	SLU_ENV_NL	Min	-236534.28	-72076.58	-649.21	-1367.29	-796.99
1019	583	SX304	SLU_ENV_NL	Min	-239135.19	-69639.70	312.14	-3817.83	-796.99
1020	584	SX304	SLU_ENV_NL	Max	36022.89	9556.04	656.67	3183.07	767.47
1020	584	SX291	SLU_ENV_NL	Max	31755.36	11338.84	1037.25	1491.69	767.47
1020	584	SX292	SLU_ENV_NL	Max	105148.23	30668.78	1196.08	1491.69	679.93
1020	584	SX305	SLU_ENV_NL	Max	108124.30	34540.54	50.62	3183.07	679.93
1020	584	SX304	SLU_ENV_NL	Min	-156961.25	-45004.37	-1076.15	-2124.07	-665.10
1020	584	SX291	SLU_ENV_NL	Min	-151977.69	-46692.74	258.84	47.94	-665.10
1020	584	SX292	SLU_ENV_NL	Min	-14646.98	-3879.03	-347.21	47.94	-783.76
1020	584	SX305	SLU_ENV_NL	Min	-19782.63	-8206.87	-917.31	-2124.07	-783.76
1021	585	SX307	SLU_ENV_NL	Max	107106.81	34231.44	917.30	2124.12	682.01
1021	585	SX294	SLU_ENV_NL	Max	104129.04	30333.02	328.10	-50.98	682.01
1021	585	SX295	SLU_ENV_NL	Max	31754.98	11338.76	-283.08	-50.98	767.51
1021	585	SX308	SLU_ENV_NL	Max	36022.99	9556.09	1076.26	2124.12	767.51
1021	585	SX307	SLU_ENV_NL	Min	-19781.91	-8206.71	-12.37	-3195.45	-783.81
1021	585	SX294	SLU_ENV_NL	Min	-14646.62	-3878.97	-1196.18	-1491.76	-783.81
1021	585	SX295	SLU_ENV_NL	Min	-154239.13	-47368.72	-1037.22	-1491.76	-667.06
1021	585	SX308	SLU_ENV_NL	Min	-159241.27	-45659.75	-623.55	-3195.45	-667.06
1022	586	SX308	SLU_ENV_NL	Max	114601.44	33112.67	-312.27	3836.18	860.93
1022	586	SX295	SLU_ENV_NL	Max	109324.48	34626.57	649.50	1367.28	860.93
1022	586	SX296	SLU_ENV_NL	Max	70449.61	20284.42	1149.00	1367.28	827.05
1022	586	SX309	SLU_ENV_NL	Max	77163.08	25363.49	187.23	3836.18	827.05
1022	586	SX308	SLU_ENV_NL	Min	-239722.10	-69785.56	-335.51	-2681.74	-806.92
1022	586	SX295	SLU_ENV_NL	Min	-237139.52	-72257.26	-863.10	27.55	-806.92
1022	586	SX296	SLU_ENV_NL	Min	7720.71	3610.94	-554.82	27.55	-876.18
1022	586	SX309	SLU_ENV_NL	Min	3756.87	-597.47	-27.22	-2681.74	-876.18
1025	587	SX290	SLU_ENV_NL	Max	69638.18	24301.11	774.18	5330.48	2769.59
1025	587	SX277	SLU_ENV_NL	Max	58232.49	16621.75	4137.58	4659.88	2769.59
1025	587	SX278	SLU_ENV_NL	Max	95072.43	30141.08	2695.96	4659.88	2050.55
1025	587	SX291	SLU_ENV_NL	Max	105004.17	29152.39	-479.45	5330.48	2050.55
1025	587	SX290	SLU_ENV_NL	Min	9491.77	592.21	-654.92	-8209.24	-2072.66
1025	587	SX277	SLU_ENV_NL	Min	20845.19	7898.32	-606.80	-4280.27	-2072.66
1025	587	SX278	SLU_ENV_NL	Min	-213840.04	-66902.70	-431.33	-4280.27	-2751.52
1025	587	SX291	SLU_ENV_NL	Min	-231953.33	-67805.30	-667.44	-8209.24	-2751.52
1026	588	SX291	SLU_ENV_NL	Max	27633.21	5955.00	1065.55	7385.03	1935.63
1026	588	SX278	SLU_ENV_NL	Max	17412.49	6829.20	237.65	4348.93	1935.63
1026	588	SX279	SLU_ENV_NL	Max	91632.66	25211.48	-602.29	4348.93	2548.38
1026	588	SX292	SLU_ENV_NL	Max	102860.56	32907.56	1097.64	7385.03	2548.38
1026	588	SX291	SLU_ENV_NL	Min	-147784.67	-42580.36	633.06	-4722.36	-2528.21
1026	588	SX278	SLU_ENV_NL	Min	-132423.99	-42452.23	-1066.87	-4447.96	-2528.21
1026	588	SX279	SLU_ENV_NL	Min	-2799.94	1707.53	-818.28	-4447.96	-1956.14
1026	588	SX292	SLU_ENV_NL	Min	-12509.32	-5110.14	9.62	-4722.36	-1956.14
1027	589	SX294	SLU_ENV_NL	Max	101858.57	32644.65	-28.34	4722.40	2550.23
1027	589	SX281	SLU_ENV_NL	Max	90618.78	24916.63	873.79	4444.46	2550.23
1027	589	SX282	SLU_ENV_NL	Max	17412.65	6829.23	1066.82	4444.46	1935.69
1027	589	SX295	SLU_ENV_NL	Max	27632.81	5954.85	-633.16	4722.40	1935.69
1027	589	SX294	SLU_ENV_NL	Min	-12508.94	-5110.01	-1097.60	-7396.53	-1956.20
1027	589	SX281	SLU_ENV_NL	Min	-2799.12	1707.81	602.37	-4348.99	-1956.20
1027	589	SX282	SLU_ENV_NL	Min	-134619.03	-43147.44	-192.93	-4348.99	-2529.91
1027	589	SX295	SLU_ENV_NL	Min	-150041.21	-43255.52	-1095.05	-7396.53	-2529.91
1028	590	SX295	SLU_ENV_NL	Max	105005.05	29152.62	682.12	8226.34	2050.55
1028	590	SX282	SLU_ENV_NL	Max	95072.66	30141.13	431.06	4280.28	2050.55
1028	590	SX283	SLU_ENV_NL	Max	56902.50	16181.34	606.74	4280.28	2779.17
1028	590	SX296	SLU_ENV_NL	Max	68221.27	23896.71	655.23	8226.34	2779.17
1028	590	SX295	SLU_ENV_NL	Min	-232544.01	-67978.95	479.56	-5330.49	-2760.95
1028	590	SX282	SLU_ENV_NL	Min	-214359.42	-67096.96	-2693.39	-4687.11	-2760.95
1028	590	SX283	SLU_ENV_NL	Min	20845.15	7898.51	-4163.92	-4687.11	-2072.66
1028	590	SX296	SLU_ENV_NL	Min	9492.46	592.59	-788.40	-5330.49	-2072.66
1029	591	SX277	SLU_ENV_NL	Max	65465.99	19701.32	4923.72	6864.60	3177.83
1029	591	SX264	SLU_ENV_NL	Max	55065.18	15640.90	-105.68	4979.78	3177.83
1029	591	SX265	SLU_ENV_NL	Max	100752.76	33078.33	-121.22	4979.78	2697.33
1029	591	SX278	SLU_ENV_NL	Max	111633.33	31618.93	3654.98	6864.60	2697.33
1029	591	SX277	SLU_ENV_NL	Min	30758.77	7580.59	-909.89	-9773.01	-2729.06
1029	591	SX264	SLU_ENV_NL	Min	41870.71	11860.88	-553.62	-5783.73	-2729.06
1029	591	SX265	SLU_ENV_NL	Min	-241758.24	-74301.43	-1374.43	-5783.73	-3151.41



Autorità Portuale di Taranto
Interventi per il dragaggio di 2,3 M m³ di sedimenti in area Molo Polisettoriale e per la realizzazione di un primo lotto della cassa di colmata funzionale all'ampliamento del V Sporgente del Porto di Taranto

Allegati alla relazione di calcolo strutturale allineamento "BC"

Data 05/2016
Rev. B
c.d.c.: C296A
514B

1029	591	SX278	SLU_ENV_NL	Min	-257474.57	-74216.33	-477.50	-9773.01	-3151.41
1030	592	SX278	SLU_ENV_NL	Max	15056.76	2694.84	268.71	8660.40	2457.58
1030	592	SX265	SLU_ENV_NL	Max	4973.38	4295.63	1365.92	5732.73	2457.58
1030	592	SX266	SLU_ENV_NL	Max	99456.89	27537.79	1246.92	5732.73	2887.86
1030	592	SX279	SLU_ENV_NL	Max	109178.39	34886.06	-907.34	8660.40	2887.86
1030	592	SX278	SLU_ENV_NL	Min	-156422.76	-43954.37	-1094.84	-5797.29	-2862.79
1030	592	SX265	SLU_ENV_NL	Min	-141363.75	-44129.50	1059.42	-4743.75	-2862.79
1030	592	SX266	SLU_ENV_NL	Min	11727.91	4961.06	113.43	-4743.75	-2489.03
1030	592	SX279	SLU_ENV_NL	Min	-46.49	-2875.32	-983.78	-5797.29	-2489.03
1031	593	SX281	SLU_ENV_NL	Max	107891.92	34484.27	1049.32	5797.32	2892.16
1031	593	SX268	SLU_ENV_NL	Max	98159.82	27095.41	-152.17	4742.49	2892.16
1031	593	SX269	SLU_ENV_NL	Max	4973.32	4295.66	-1059.38	4742.49	2457.65
1031	593	SX282	SLU_ENV_NL	Max	15057.05	2694.95	1094.93	5797.32	2457.65
1031	593	SX281	SLU_ENV_NL	Min	-45.57	-2875.08	907.28	-8680.83	-2489.10
1031	593	SX268	SLU_ENV_NL	Min	11728.25	4961.14	-1247.03	-5732.76	-2489.10
1031	593	SX269	SLU_ENV_NL	Min	-144059.30	-44931.53	-1408.08	-5732.76	-2866.84
1031	593	SX282	SLU_ENV_NL	Min	-159127.63	-44724.12	-206.59	-8680.83	-2866.84
1032	594	SX282	SLU_ENV_NL	Max	111633.63	31619.05	477.40	9792.51	2697.33
1032	594	SX269	SLU_ENV_NL	Max	100753.78	33078.67	1402.56	5783.72	2697.33
1032	594	SX270	SLU_ENV_NL	Max	53511.60	15640.93	553.62	5783.72	3189.71
1032	594	SX283	SLU_ENV_NL	Max	63815.53	19245.27	909.57	9792.51	3189.71
1032	594	SX282	SLU_ENV_NL	Min	-258075.67	-74353.13	-3656.23	-6864.60	-3163.12
1032	594	SX269	SLU_ENV_NL	Min	-242295.65	-74457.84	121.45	-5015.25	-3163.12
1032	594	SX270	SLU_ENV_NL	Min	41871.34	11372.06	104.74	-5015.25	-2729.05
1032	594	SX283	SLU_ENV_NL	Min	30758.59	7580.39	-4954.05	-6864.60	-2729.05
1035	595	SX264	SLU_ENV_NL	Max	51211.56	19028.44	-397.48	7232.34	2376.60
1035	595	SX251	SLU_ENV_NL	Max	58467.87	18934.48	3493.32	3374.61	2376.60
1035	595	SX252	SLU_ENV_NL	Max	80182.03	26010.21	2697.88	3374.61	2974.31
1035	595	SX265	SLU_ENV_NL	Max	92039.68	24583.24	-27.97	7232.34	2974.31
1035	595	SX264	SLU_ENV_NL	Min	46424.59	10271.97	-496.08	-7635.92	-3007.93
1035	595	SX251	SLU_ENV_NL	Min	42541.43	11712.19	-1584.37	-6711.62	-3007.93
1035	595	SX252	SLU_ENV_NL	Min	-223195.36	-70104.82	-1116.27	-6711.62	-2347.14
1035	595	SX265	SLU_ENV_NL	Min	-234037.65	-68579.10	-1192.92	-7635.92	-2347.14
1036	596	SX265	SLU_ENV_NL	Max	-2969.40	-3842.21	1121.00	6149.43	2548.33
1036	596	SX252	SLU_ENV_NL	Max	-13692.05	-2229.28	-56.61	6213.18	2548.33
1036	596	SX253	SLU_ENV_NL	Max	88336.32	24070.38	-883.90	6213.18	1916.78
1036	596	SX266	SLU_ENV_NL	Max	95158.84	30607.45	1406.92	6149.43	1916.78
1036	596	SX265	SLU_ENV_NL	Min	-134549.62	-38812.22	947.58	-5740.82	-1888.93
1036	596	SX252	SLU_ENV_NL	Min	-125216.41	-40631.61	-1579.38	-2721.26	-1888.93
1036	596	SX253	SLU_ENV_NL	Min	27607.88	11493.79	-1120.05	-2721.26	-2580.17
1036	596	SX266	SLU_ENV_NL	Min	16806.99	3553.25	293.71	-5740.82	-2580.17
1037	597	SX268	SLU_ENV_NL	Max	93888.69	30292.53	-332.65	5740.85	1922.52
1037	597	SX255	SLU_ENV_NL	Max	87033.51	23702.19	1120.11	2723.65	1922.52
1037	597	SX256	SLU_ENV_NL	Max	-13691.34	-2229.09	1579.28	2723.65	2548.40
1037	597	SX269	SLU_ENV_NL	Max	-2969.38	-3842.26	-947.71	5740.85	2548.40
1037	597	SX268	SLU_ENV_NL	Min	16807.23	3553.32	-1406.87	-6172.91	-2580.25
1037	597	SX255	SLU_ENV_NL	Min	27608.59	11494.03	972.98	-6213.21	-2580.25
1037	597	SX256	SLU_ENV_NL	Min	-127840.24	-41471.44	136.59	-6213.21	-1894.38
1037	597	SX269	SLU_ENV_NL	Min	-137235.02	-39618.19	-1169.04	-6172.91	-1894.38
1038	598	SX269	SLU_ENV_NL	Max	92040.67	24583.50	1208.97	7649.16	2974.31
1038	598	SX256	SLU_ENV_NL	Max	80182.12	26010.20	1116.06	6711.62	2974.31
1038	598	SX257	SLU_ENV_NL	Max	58467.58	18934.47	1584.46	6711.62	2385.92
1038	598	SX270	SLU_ENV_NL	Max	49649.01	18568.84	496.34	7649.16	2385.92
1038	598	SX269	SLU_ENV_NL	Min	-234556.86	-68733.97	27.95	-7232.35	-2356.03
1038	598	SX256	SLU_ENV_NL	Min	-223728.50	-70318.68	-2680.58	-3403.82	-2356.03
1038	598	SX257	SLU_ENV_NL	Min	40986.69	11182.97	-3481.37	-3403.82	-3007.93
1038	598	SX270	SLU_ENV_NL	Min	46425.29	10272.23	408.18	-7232.35	-3007.93
1039	599	SX251	SLU_ENV_NL	Max	64280.89	17550.23	3535.49	6523.08	2087.03
1039	599	SX238	SLU_ENV_NL	Max	73372.24	25737.84	-259.00	2926.69	2087.03
1039	599	SX239	SLU_ENV_NL	Max	60019.38	21175.98	-198.22	2926.69	2791.58
1039	599	SX252	SLU_ENV_NL	Max	72036.78	19620.37	2553.16	6523.08	2791.58
1039	599	SX251	SLU_ENV_NL	Min	37948.22	12238.44	-1892.94	-6742.20	-2824.05
1039	599	SX238	SLU_ENV_NL	Min	32490.41	5965.54	-1162.59	-6566.37	-2824.05
1039	599	SX239	SLU_ENV_NL	Min	-206911.33	-63438.60	-1241.33	-6566.37	-2061.12
1039	599	SX252	SLU_ENV_NL	Min	-215994.14	-61937.73	-928.57	-6742.20	-2061.12
1040	600	SX252	SLU_ENV_NL	Max	-20584.36	-8029.83	-2.46	4810.34	2107.95
1040	600	SX239	SLU_ENV_NL	Max	-30380.81	-6080.22	1056.64	5428.05	2107.95
1040	600	SX240	SLU_ENV_NL	Max	80727.07	22444.15	1269.65	5428.05	1415.86
1040	600	SX253	SLU_ENV_NL	Max	85793.79	27673.03	-785.58	4810.34	1415.86
1040	600	SX252	SLU_ENV_NL	Min	-119323.64	-33066.80	-1497.55	-4471.79	-1392.98
1040	600	SX239	SLU_ENV_NL	Min	-111567.81	-34705.33	872.12	-1736.76	-1392.98
1040	600	SX240	SLU_ENV_NL	Min	41441.76	13872.24	273.52	-1736.76	-2139.28
1040	600	SX253	SLU_ENV_NL	Min	31237.87	6419.94	-1100.03	-4471.79	-2139.28
1041	601	SX255	SLU_ENV_NL	Max	84461.21	27267.53	1099.92	4471.84	1427.89
1041	601	SX242	SLU_ENV_NL	Max	79377.22	21976.73	-299.12	1754.99	1427.89
1041	601	SX243	SLU_ENV_NL	Max	-30380.45	-6080.06	-872.04	1754.99	2108.01
1041	601	SX256	SLU_ENV_NL	Max	-20583.55	-8029.57	1497.62	4471.84	2108.01
1041	601	SX255	SLU_ENV_NL	Min	31238.49	6420.14	874.60	-4847.23	-2139.35
1041	601	SX242	SLU_ENV_NL	Min	41441.75	13872.26	-1269.74	-5428.07	-2139.35
1041	601	SX243	SLU_ENV_NL	Min	-114104.42	-35460.16	-1089.58	-5428.07	-1404.66
1041	601	SX256	SLU_ENV_NL	Min	-121891.72	-33782.73	84.13	-4847.23	-1404.66



Autorità Portuale di Taranto
Interventi per il dragaggio di 2,3 M m³ di sedimenti in area Molo Polisettoriale e per la realizzazione di un primo lotto della cassa di colmata funzionale all'ampliamento del V Sporgente del Porto di Taranto

Allegati alla relazione di calcolo strutturale allineamento "BC"

Data 05/2016
Rev. B
c.d.c.: C296A
514B



1042	602	SX256	SLU_ENV_NL	Max	72036.89	19620.44	928.61	6758.49	2791.58
1042	602	SX243	SLU_ENV_NL	Max	60020.13	21176.24	1276.50	6566.36	2791.58
1042	602	SX244	SLU_ENV_NL	Max	73372.68	25737.95	1162.51	6566.36	2097.56
1042	602	SX257	SLU_ENV_NL	Max	64280.58	17550.13	1892.77	6758.49	2097.56
1042	602	SX256	SLU_ENV_NL	Min	-216474.09	-62027.04	-2530.29	-6523.08	-2071.34
1042	602	SX243	SLU_ENV_NL	Min	-207374.27	-63571.52	198.35	-2958.77	-2071.34
1042	602	SX244	SLU_ENV_NL	Min	31036.75	5515.95	273.86	-2958.77	-2824.05
1042	602	SX257	SLU_ENV_NL	Min	36416.96	11840.25	-3532.93	-6523.08	-2824.05
1043	603	SX238	SLU_ENV_NL	Max	77181.30	19528.54	-43.56	5582.03	2126.06
1043	603	SX225	SLU_ENV_NL	Max	85270.33	27104.10	5446.74	3202.73	2126.06
1043	603	SX226	SLU_ENV_NL	Max	41586.27	14238.86	3663.20	3202.73	2493.97
1043	603	SX239	SLU_ENV_NL	Max	51749.72	12516.62	-358.65	5582.03	2493.97
1043	603	SX238	SLU_ENV_NL	Min	30253.04	13351.72	-1160.49	-6663.47	-2524.96
1043	603	SX225	SLU_ENV_NL	Min	27082.20	7983.18	-1905.33	-6116.57	-2524.96
1043	603	SX226	SLU_ENV_NL	Min	-188946.98	-59644.78	-1103.48	-6116.57	-2106.74
1043	603	SX239	SLU_ENV_NL	Min	-201191.13	-59215.33	-1827.11	-6663.47	-2106.74
1044	604	SX239	SLU_ENV_NL	Max	-36716.00	-13837.86	1284.32	4098.27	1490.99
1044	604	SX226	SLU_ENV_NL	Max	-43489.71	-11469.17	302.28	4192.82	1490.99
1044	604	SX227	SLU_ENV_NL	Max	75836.54	20539.90	-784.19	4192.82	1166.92
1044	604	SX240	SLU_ENV_NL	Max	78649.28	24943.42	1504.04	4098.27	1166.92
1044	604	SX239	SLU_ENV_NL	Min	-107734.92	-31354.24	1056.20	-2824.24	-1147.39
1044	604	SX226	SLU_ENV_NL	Min	-100093.19	-32812.87	-2217.25	-1296.14	-1147.39
1044	604	SX227	SLU_ENV_NL	Min	51685.32	18769.28	-1769.41	-1296.14	-1519.47
1044	604	SX240	SLU_ENV_NL	Min	45066.43	12594.80	197.85	-2824.24	-1519.47
1045	605	SX242	SLU_ENV_NL	Max	77313.97	24620.39	-221.04	2824.27	1181.99
1045	605	SX229	SLU_ENV_NL	Max	74466.77	20143.84	1769.46	1322.36	1181.99
1045	605	SX230	SLU_ENV_NL	Max	-43488.61	-11468.87	2217.13	1322.36	1491.03
1045	605	SX243	SLU_ENV_NL	Max	-36715.61	-13837.79	-1056.29	2824.27	1491.03
1045	605	SX242	SLU_ENV_NL	Min	45066.33	12594.75	-1503.96	-4141.33	-1519.51
1045	605	SX229	SLU_ENV_NL	Min	51685.77	18769.41	905.11	-4192.82	-1519.51
1045	605	SX230	SLU_ENV_NL	Min	-102477.95	-33596.64	-201.05	-4192.82	-1162.10
1045	605	SX243	SLU_ENV_NL	Min	-110241.66	-32105.44	-1327.20	-4141.33	-1162.10
1046	606	SX243	SLU_ENV_NL	Max	51750.45	12516.80	1865.42	6666.64	2493.97
1046	606	SX230	SLU_ENV_NL	Max	41586.26	14238.83	1103.35	6116.56	2493.97
1046	606	SX231	SLU_ENV_NL	Max	85269.91	27103.98	1905.43	6116.56	2130.84
1046	606	SX244	SLU_ENV_NL	Max	77181.73	19528.64	1160.64	6666.64	2130.84
1046	606	SX243	SLU_ENV_NL	Min	-201644.06	-59351.56	358.56	-5582.03	-2111.14
1046	606	SX230	SLU_ENV_NL	Min	-189362.93	-59836.74	-3641.48	-3220.96	-2111.14
1046	606	SX231	SLU_ENV_NL	Min	25720.61	7508.72	-5452.12	-3220.96	-2524.96
1046	606	SX244	SLU_ENV_NL	Min	28797.58	12932.80	54.79	-5582.03	-2524.96
1047	607	SX408	SLU_ENV_NL	Max	24011.92	6924.65	371.71	228.14	93.74
1047	607	SX395	SLU_ENV_NL	Max	23594.55	6828.97	-462.55	665.74	93.74
1047	607	SX396	SLU_ENV_NL	Max	96331.36	29083.15	-463.98	665.74	525.91
1047	607	SX409	SLU_ENV_NL	Max	95747.39	28887.30	349.17	228.14	525.91
1047	607	SX408	SLU_ENV_NL	Min	10607.35	3056.16	69.57	147.18	-526.10
1047	607	SX395	SLU_ENV_NL	Min	13119.29	3890.36	-516.20	-2304.92	-526.10
1047	607	SX396	SLU_ENV_NL	Min	-163912.36	-48826.61	-485.08	-2304.92	-94.00
1047	607	SX409	SLU_ENV_NL	Min	-161104.82	-48062.39	121.80	147.18	-94.00
1048	608	SX409	SLU_ENV_NL	Max	19069.42	5884.55	-354.97	135.13	522.02
1048	608	SX396	SLU_ENV_NL	Max	19313.61	5977.19	803.34	1947.57	522.02
1048	608	SX397	SLU_ENV_NL	Max	39530.98	11910.54	879.78	1947.57	97.51
1048	608	SX410	SLU_ENV_NL	Max	37759.05	11273.41	-106.57	135.13	97.51
1048	608	SX409	SLU_ENV_NL	Min	-77934.17	-23111.33	-963.09	-484.15	-97.22
1048	608	SX396	SLU_ENV_NL	Min	-81299.88	-24042.73	118.54	-318.77	-97.22
1048	608	SX397	SLU_ENV_NL	Min	3980.72	397.47	366.94	-318.77	-521.24
1048	608	SX410	SLU_ENV_NL	Min	4721.34	600.72	-886.65	-484.15	-521.24
1049	609	SX225	SLU_ENV_NL	Max	89390.90	24818.72	5405.67	4339.11	2439.66
1049	609	SX212	SLU_ENV_NL	Max	92142.02	31209.19	-648.65	4144.55	2439.66
1049	609	SX213	SLU_ENV_NL	Max	25477.47	10772.93	-766.97	4144.55	2048.31
1049	609	SX226	SLU_ENV_NL	Max	35173.81	8884.60	3548.25	4339.11	2048.31
1049	609	SX225	SLU_ENV_NL	Min	21807.07	6207.10	-2458.63	-7189.32	-2075.91
1049	609	SX212	SLU_ENV_NL	Min	19806.09	1078.64	-2322.04	-5274.01	-2075.91
1049	609	SX213	SLU_ENV_NL	Min	-170165.71	-51923.81	-2506.07	-5274.01	-2422.80
1049	609	SX226	SLU_ENV_NL	Min	-181908.53	-51990.97	-903.56	-7189.32	-2422.80
1050	610	SX226	SLU_ENV_NL	Max	-47121.18	-15520.73	211.17	3908.91	604.05
1050	610	SX213	SLU_ENV_NL	Max	-52036.82	-12764.54	754.51	2242.16	604.05
1050	610	SX214	SLU_ENV_NL	Max	69982.01	20183.07	1144.31	2242.16	1139.48
1050	610	SX227	SLU_ENV_NL	Max	74363.07	24095.32	-414.04	3908.91	1139.48
1050	610	SX226	SLU_ENV_NL	Min	-95617.21	-26359.94	-2097.86	-632.11	-1123.35
1050	610	SX213	SLU_ENV_NL	Min	-88896.48	-27286.67	655.08	-1365.52	-1123.35
1050	610	SX214	SLU_ENV_NL	Min	56610.28	17884.97	129.31	-1365.52	-629.07
1050	610	SX227	SLU_ENV_NL	Min	52410.14	13132.01	-1608.63	-632.11	-629.07
1051	611	SX229	SLU_ENV_NL	Max	72944.25	23673.41	1608.49	632.12	1164.62
1051	611	SX216	SLU_ENV_NL	Max	68630.66	19701.73	-129.42	1417.40	1164.62
1051	611	SX217	SLU_ENV_NL	Max	-52036.12	-12764.28	-654.97	1417.40	604.05
1051	611	SX230	SLU_ENV_NL	Max	-47120.00	-15520.34	2097.91	632.12	604.05
1051	611	SX229	SLU_ENV_NL	Min	52410.55	13132.17	547.60	-3973.52	-629.08
1051	611	SX216	SLU_ENV_NL	Min	56610.00	17884.92	-1144.39	-2242.12	-629.08
1051	611	SX217	SLU_ENV_NL	Min	-91027.39	-27917.42	-796.20	-2242.12	-1148.25
1051	611	SX230	SLU_ENV_NL	Min	-97911.30	-26979.11	-119.18	-3973.52	-1148.25
1052	612	SX230	SLU_ENV_NL	Max	35173.84	8884.64	903.63	7193.23	2048.31



Autorità Portuale di Taranto
Interventi per il dragaggio di 2,3 M m³ di sedimenti in area Molo Polisettoriale e per la realizzazione di un primo lotto della cassa di colmata funzionale all'ampliamento del V Sporgente del Porto di Taranto

Allegati alla relazione di calcolo strutturale allineamento "BC"

Data 05/2016
Rev. B
c.d.c.: C296A
514B



1052	612	SX217	SLU_ENV_NL	Max	25478.10	10773.16	2549.69	5273.99	2048.31
1052	612	SX218	SLU_ENV_NL	Max	92142.25	31209.28	2321.95	5273.99	2444.53
1052	612	SX231	SLU_ENV_NL	Max	89390.48	24818.63	2458.52	7193.23	2444.53
1052	612	SX230	SLU_ENV_NL	Min	-182275.09	-52035.24	-3530.11	-4339.10	-2427.33
1052	612	SX217	SLU_ENV_NL	Min	-170523.13	-52019.16	767.06	-4162.55	-2427.33
1052	612	SX218	SLU_ENV_NL	Min	18585.33	698.52	668.83	-4162.55	-2075.90
1052	612	SX231	SLU_ENV_NL	Min	20482.66	5873.51	-5410.97	-4339.10	-2075.90
1053	613	SX212	SLU_ENV_NL	Max	94062.87	25055.95	-636.57	3141.39	2962.62
1053	613	SX199	SLU_ENV_NL	Max	93545.73	29992.65	8713.92	5568.46	2962.62
1053	613	SX200	SLU_ENV_NL	Max	10903.95	4601.52	6314.60	5568.46	1597.79
1053	613	SX213	SLU_ENV_NL	Max	19368.09	2964.38	-794.48	3141.39	1597.79
1053	613	SX212	SLU_ENV_NL	Min	17282.53	11364.90	-2601.19	-8215.68	-1619.70
1053	613	SX199	SLU_ENV_NL	Min	14381.79	6314.69	-2294.41	-4358.22	-1619.70
1053	613	SX200	SLU_ENV_NL	Min	-147107.97	-46862.31	-487.70	-4358.22	-2951.05
1053	613	SX213	SLU_ENV_NL	Min	-163512.14	-48443.37	-3035.89	-8215.68	-2951.05
1054	614	SX213	SLU_ENV_NL	Max	-54180.29	-18726.43	1541.71	3930.59	-416.16
1054	614	SX200	SLU_ENV_NL	Max	-52376.13	-14756.21	1549.78	-90.58	-416.16
1054	614	SX201	SLU_ENV_NL	Max	67507.50	19982.90	-428.80	-90.58	1199.61
1054	614	SX214	SLU_ENV_NL	Max	67421.16	20303.04	1218.77	3930.59	1199.61
1054	614	SX213	SLU_ENV_NL	Min	-85745.74	-25440.35	1225.95	1793.67	-1194.17
1054	614	SX200	SLU_ENV_NL	Min	-74328.04	-24701.43	-2591.33	-1649.05	-1194.17
1054	614	SX201	SLU_ENV_NL	Min	57022.15	17933.47	-2598.50	-1649.05	392.22
1054	614	SX214	SLU_ENV_NL	Min	56631.08	16771.29	-436.86	1793.67	392.22
1055	615	SX216	SLU_ENV_NL	Max	66064.39	19995.52	434.21	-1793.70	1230.18
1055	615	SX203	SLU_ENV_NL	Max	66153.26	19982.90	2598.54	1715.28	1230.18
1055	615	SX204	SLU_ENV_NL	Max	-52374.80	-14755.86	2591.21	1715.28	-416.19
1055	615	SX217	SLU_ENV_NL	Max	-54179.58	-18726.26	-1226.02	-1793.70	-416.19
1055	615	SX216	SLU_ENV_NL	Min	56630.74	16771.17	-1218.69	-4005.97	392.25
1055	615	SX203	SLU_ENV_NL	Min	57022.24	17538.34	604.42	90.66	392.25
1055	615	SX204	SLU_ENV_NL	Min	-76158.58	-25337.89	-1419.29	90.66	-1224.41
1055	615	SX217	SLU_ENV_NL	Min	-87816.36	-26062.01	-1589.50	-4005.97	-1224.41
1056	616	SX217	SLU_ENV_NL	Max	19368.70	2964.52	3090.38	8196.39	1597.78
1056	616	SX204	SLU_ENV_NL	Max	10903.98	4601.49	487.60	4358.20	1597.78
1056	616	SX205	SLU_ENV_NL	Max	93545.13	29992.44	2294.52	4358.20	2957.06
1056	616	SX218	SLU_ENV_NL	Max	94063.06	25055.96	2601.30	8196.39	2957.06
1056	616	SX217	SLU_ENV_NL	Min	-163881.66	-48560.54	794.38	-3141.37	-2945.21
1056	616	SX204	SLU_ENV_NL	Min	-147409.30	-47034.17	-6283.71	-5561.17	-2945.21
1056	616	SX205	SLU_ENV_NL	Min	13365.00	5935.00	-8729.70	-5561.17	-1619.69
1056	616	SX218	SLU_ENV_NL	Min	16077.00	11017.05	644.39	-3141.37	-1619.69
1057	617	SX412	SLU_ENV_NL	Max	36843.20	10975.18	886.64	476.00	97.52
1057	617	SX399	SLU_ENV_NL	Max	38545.26	11587.63	-397.02	318.77	97.52
1057	617	SX400	SLU_ENV_NL	Max	19314.24	5977.39	-126.74	318.77	522.33
1057	617	SX413	SLU_ENV_NL	Max	19070.00	5884.74	963.06	476.00	522.33
1057	617	SX412	SLU_ENV_NL	Min	4721.16	600.69	137.01	-135.13	-521.41
1057	617	SX399	SLU_ENV_NL	Min	3980.60	397.46	-879.75	-1956.78	-521.41
1057	617	SX400	SLU_ENV_NL	Min	-83695.32	-24753.74	-803.33	-1956.78	-97.22
1057	617	SX413	SLU_ENV_NL	Min	-80251.74	-23796.30	407.28	-135.13	-97.22
1058	618	SX413	SLU_ENV_NL	Max	95747.90	28887.47	-58.61	-149.94	525.05
1058	618	SX400	SLU_ENV_NL	Max	96331.81	29083.30	485.02	2298.33	525.05
1058	618	SX401	SLU_ENV_NL	Max	23594.73	6829.10	477.51	2298.33	93.74
1058	618	SX414	SLU_ENV_NL	Max	24012.17	6924.80	-28.06	-149.94	93.74
1058	618	SX413	SLU_ENV_NL	Min	-161940.39	-48302.49	-349.13	-228.14	-94.00
1058	618	SX400	SLU_ENV_NL	Min	-164688.84	-49052.19	446.97	-665.74	-94.00
1058	618	SX401	SLU_ENV_NL	Min	11598.68	3483.82	462.50	-665.74	-525.31
1058	618	SX414	SLU_ENV_NL	Min	9005.36	2633.91	-371.64	-228.14	-525.31
1059	619	SX199	SLU_ENV_NL	Max	94468.21	25209.73	9324.89	1279.25	3864.58
1059	619	SX186	SLU_ENV_NL	Max	87029.55	28807.30	-2485.90	7976.89	3864.58
1059	619	SX187	SLU_ENV_NL	Max	1386.85	3542.45	-2424.57	7976.89	825.01
1059	619	SX200	SLU_ENV_NL	Max	7465.00	996.18	5561.81	1279.25	825.01
1059	619	SX199	SLU_ENV_NL	Min	4955.02	-1740.21	-2942.40	-10029.59	-845.48
1059	619	SX186	SLU_ENV_NL	Min	6214.24	-6355.45	-4958.31	-2614.49	-845.48
1059	619	SX187	SLU_ENV_NL	Min	-116528.28	-35516.11	-6248.98	-2614.49	-3860.56
1059	619	SX200	SLU_ENV_NL	Min	-137716.61	-38925.40	-408.66	-10029.59	-3860.56
1060	620	SX200	SLU_ENV_NL	Max	-50312.12	-15800.13	487.03	5316.58	-1513.56
1060	620	SX187	SLU_ENV_NL	Max	-47570.27	-11681.52	-226.61	-2560.68	-1513.56
1060	620	SX188	SLU_ENV_NL	Max	55583.88	17744.51	714.10	-2560.68	1947.90
1060	620	SX201	SLU_ENV_NL	Max	65750.00	22235.63	1032.96	5316.58	1947.90
1060	620	SX200	SLU_ENV_NL	Min	-69551.67	-18940.69	-2834.07	4533.20	-1961.88
1060	620	SX187	SLU_ENV_NL	Min	-64160.06	-19340.87	-1167.75	-3796.70	-1961.88
1060	620	SX188	SLU_ENV_NL	Min	45725.30	14283.06	-621.82	-3796.70	1529.86
1060	620	SX201	SLU_ENV_NL	Min	52912.12	14206.74	-1893.37	4533.20	1529.86
1061	621	SX203	SLU_ENV_NL	Max	64319.13	21835.95	1893.22	-4636.60	1947.98
1061	621	SX190	SLU_ENV_NL	Max	54375.20	17292.73	688.21	3796.81	1947.98
1061	621	SX191	SLU_ENV_NL	Max	-47569.36	-11681.20	1134.79	3796.81	-1557.32
1061	621	SX204	SLU_ENV_NL	Max	-50310.75	-15799.67	2834.12	-4636.60	-1557.32
1061	621	SX203	SLU_ENV_NL	Min	52912.22	14206.82	-827.20	-5316.64	1573.69
1061	621	SX190	SLU_ENV_NL	Min	45724.72	14282.92	-714.18	2661.29	1573.69
1061	621	SX191	SLU_ENV_NL	Min	-65476.37	-19728.90	226.71	2661.29	-1961.96
1061	621	SX204	SLU_ENV_NL	Min	-71241.34	-19358.47	-380.62	-5316.64	-1961.96
1062	622	SX204	SLU_ENV_NL	Max	7465.09	996.24	408.72	9999.00	824.99
1062	622	SX191	SLU_ENV_NL	Max	1387.39	3542.67	6323.51	2614.44	824.99



Autorità Portuale di Taranto
Interventi per il dragaggio di 2,3 M³ di sedimenti in area Molo Polisettoriale e per la realizzazione di un primo lotto della cassa di colmata funzionale all'ampliamento del V Sporgente del Porto di Taranto

Allegati alla relazione di calcolo strutturale allineamento "BC"

Data 05/2016
Rev. B
c.d.c.: C296A
514B



1062	622	SX192	SLU_ENV_NL	Max	87029.31	28807.25	4958.28	2614.44	3853.60
1062	622	SX205	SLU_ENV_NL	Max	94467.59	25209.57	2942.34	9999.00	3853.60
1062	622	SX204	SLU_ENV_NL	Min	-137989.22	-38927.92	-5548.08	-1279.21	-3849.17
1062	622	SX191	SLU_ENV_NL	Min	-116863.17	-35599.86	2424.67	-7955.32	-3849.17
1062	622	SX192	SLU_ENV_NL	Min	5390.13	-6628.39	2543.84	-7955.32	-845.46
1062	622	SX205	SLU_ENV_NL	Min	4005.02	-1970.90	-9327.76	-1279.21	-845.46
1063	623	SX186	SLU_ENV_NL	Max	86016.86	23693.81	-829.83	-502.26	5414.76
1063	623	SX173	SLU_ENV_NL	Max	73208.83	24393.72	14377.30	11963.92	5414.76
1063	623	SX174	SLU_ENV_NL	Max	-2337.39	-693.91	6491.64	11963.92	49.72
1063	623	SX187	SLU_ENV_NL	Max	-1007.06	-2699.39	-2766.73	-502.26	49.72
1063	623	SX186	SLU_ENV_NL	Min	1454.78	9830.19	-5233.05	-13357.22	-58.74
1063	623	SX173	SLU_ENV_NL	Min	9735.71	8874.71	-2748.05	-755.06	-58.74
1063	623	SX174	SLU_ENV_NL	Min	-63206.27	-20577.52	-281.73	-755.06	-5448.51
1063	623	SX187	SLU_ENV_NL	Min	-105756.15	-31659.52	-8715.49	-13357.22	-5448.51
1064	624	SX187	SLU_ENV_NL	Max	-42330.53	-14386.88	295.10	9321.26	-2392.43
1064	624	SX174	SLU_ENV_NL	Max	-30467.14	-9842.39	-650.10	-4827.33	-2392.43
1064	624	SX175	SLU_ENV_NL	Max	32975.60	8278.34	1378.36	-4827.33	3777.18
1064	624	SX188	SLU_ENV_NL	Max	50067.04	13792.68	1234.45	9321.26	3777.18
1064	624	SX187	SLU_ENV_NL	Min	-59534.92	-18361.38	-1740.98	6365.13	-3777.33
1064	624	SX174	SLU_ENV_NL	Min	-56260.00	-17925.40	-4300.06	-8287.49	-3777.33
1064	624	SX175	SLU_ENV_NL	Min	21662.36	8223.19	-3360.72	-8287.49	2409.36
1064	624	SX188	SLU_ENV_NL	Min	39205.73	12722.32	287.48	6365.13	2409.36
1065	625	SX190	SLU_ENV_NL	Max	48814.29	13549.49	-259.86	-6509.14	3777.31
1065	625	SX177	SLU_ENV_NL	Max	31637.52	8223.08	3360.77	8287.62	3777.31
1065	625	SX178	SLU_ENV_NL	Max	-30466.39	-9842.21	4300.14	8287.62	-2454.80
1065	625	SX191	SLU_ENV_NL	Max	-42329.70	-14386.67	1739.07	-6509.14	-2454.80
1065	625	SX190	SLU_ENV_NL	Min	39205.21	12722.22	-1234.46	-9321.34	2472.06
1065	625	SX177	SLU_ENV_NL	Min	21661.86	7921.27	-1119.11	4974.58	2472.06
1065	625	SX178	SLU_ENV_NL	Min	-57230.61	-18284.82	879.83	4974.58	-3777.46
1065	625	SX191	SLU_ENV_NL	Min	-60740.69	-18736.43	-295.08	-9321.34	-3777.46
1066	626	SX191	SLU_ENV_NL	Max	-1006.49	-2699.28	8852.89	13307.60	49.68
1066	626	SX178	SLU_ENV_NL	Max	-2336.60	-693.70	281.77	754.97	49.68
1066	626	SX179	SLU_ENV_NL	Max	73208.29	24393.54	2748.09	754.97	5393.93
1066	626	SX192	SLU_ENV_NL	Max	86016.52	23693.64	5233.09	13307.60	5393.93
1066	626	SX191	SLU_ENV_NL	Min	-106148.21	-31804.81	2766.77	502.33	-5428.39
1066	626	SX178	SLU_ENV_NL	Min	-63258.72	-20647.13	-6387.55	-11918.06	-5428.39
1066	626	SX179	SLU_ENV_NL	Min	9578.06	8782.40	-14420.13	-11918.06	-58.70
1066	626	SX192	SLU_ENV_NL	Min	681.94	9599.15	820.30	502.33	-58.70
1067	627	SX173	SLU_ENV_NL	Max	68142.57	16313.75	14117.16	-5005.31	6347.52
1067	627	SX160	SLU_ENV_NL	Max	54734.69	19665.94	4633.17	14585.12	6347.52
1067	627	SX161	SLU_ENV_NL	Max	16630.06	7402.24	-2718.23	14585.12	-1992.77
1067	627	SX174	SLU_ENV_NL	Max	-227.47	-2468.38	6546.63	-5005.31	-1992.77
1067	627	SX173	SLU_ENV_NL	Min	-5370.07	-779.22	-2035.77	-14942.96	1948.70
1067	627	SX160	SLU_ENV_NL	Min	-2755.63	-11731.38	-2802.71	4181.84	1948.70
1067	627	SX161	SLU_ENV_NL	Min	-6771.01	-6457.88	-2937.37	4181.84	-6320.61
1067	627	SX174	SLU_ENV_NL	Min	-47623.98	-9335.20	-1951.29	-14942.96	-6320.61
1068	628	SX174	SLU_ENV_NL	Max	-17526.52	-6617.97	1444.56	17469.97	-2545.92
1068	628	SX161	SLU_ENV_NL	Max	5481.02	3017.40	1391.84	-5519.68	-2545.92
1068	628	SX162	SLU_ENV_NL	Max	13505.54	1546.77	102.12	-5519.68	7494.97
1068	628	SX175	SLU_ENV_NL	Max	28274.09	11525.41	154.83	17469.97	7494.97
1068	628	SX174	SLU_ENV_NL	Min	-48295.36	-10295.37	-3903.95	6443.32	-7501.95
1068	628	SX161	SLU_ENV_NL	Min	-29351.79	-12473.36	-1916.23	-17486.25	-7501.95
1068	628	SX162	SLU_ENV_NL	Min	-21537.03	-6994.52	-836.74	-17486.25	2586.44
1068	628	SX175	SLU_ENV_NL	Min	7385.75	545.49	-2824.46	6443.32	2586.44
1069	629	SX177	SLU_ENV_NL	Max	26814.28	11141.16	2824.61	-6557.62	7495.15
1069	629	SX164	SLU_ENV_NL	Max	12511.23	1042.96	836.88	17486.28	7495.15
1069	629	SX165	SLU_ENV_NL	Max	5481.82	3017.60	1916.21	17486.28	-2597.33
1069	629	SX178	SLU_ENV_NL	Max	-17525.99	-6617.87	3903.94	-6557.62	-2597.33
1069	629	SX177	SLU_ENV_NL	Min	7385.44	545.34	188.34	-17469.99	2638.33
1069	629	SX164	SLU_ENV_NL	Min	-21536.39	-6994.43	61.47	5645.86	2638.33
1069	629	SX165	SLU_ENV_NL	Min	-29492.42	-12599.32	-1417.63	5645.86	-7502.14
1069	629	SX178	SLU_ENV_NL	Min	-49075.25	-10397.63	-1290.77	-17469.99	-7502.14
1070	630	SX178	SLU_ENV_NL	Max	-226.58	-2468.19	1951.33	14785.71	-1992.83
1070	630	SX165	SLU_ENV_NL	Max	16631.18	7402.55	3008.39	-4181.98	-1992.83
1070	630	SX166	SLU_ENV_NL	Max	54733.89	19665.74	2802.62	-4181.98	6279.26
1070	630	SX179	SLU_ENV_NL	Max	68141.94	16313.56	2035.80	14785.71	6279.26
1070	630	SX178	SLU_ENV_NL	Min	-47729.18	-9256.96	-6478.40	5005.43	-6251.68
1070	630	SX165	SLU_ENV_NL	Min	-6898.70	-6558.06	2718.15	-14422.57	-6251.68
1070	630	SX166	SLU_ENV_NL	Min	-2301.70	-11651.83	-4643.63	-14422.57	1948.76
1070	630	SX179	SLU_ENV_NL	Min	-5372.81	-678.87	-14130.42	5005.43	1948.76
1071	631	SX160	SLU_ENV_NL	Max	46717.55	20119.67	-63.72	2357.40	5983.52
1071	631	SX147	SLU_ENV_NL	Max	47364.48	14104.23	5630.60	13820.74	5983.52
1071	631	SX148	SLU_ENV_NL	Max	38587.50	11039.65	3128.82	13820.74	926.92
1071	631	SX161	SLU_ENV_NL	Max	24585.06	6741.36	1784.32	2357.40	926.92
1071	631	SX160	SLU_ENV_NL	Min	-7891.89	-8088.83	-807.03	-14059.79	-960.99
1071	631	SX147	SLU_ENV_NL	Min	-23654.02	-3700.91	-992.96	-2043.12	-960.99
1071	631	SX148	SLU_ENV_NL	Min	8357.11	3628.72	855.09	-2043.12	-5977.79
1071	631	SX161	SLU_ENV_NL	Min	733.43	-2206.48	-3308.81	-14059.79	-5977.79
1072	632	SX161	SLU_ENV_NL	Max	13263.47	1967.82	1679.18	14838.19	411.60
1072	632	SX148	SLU_ENV_NL	Max	33279.05	10824.18	574.74	566.02	411.60
1072	632	SX149	SLU_ENV_NL	Max	4381.37	-1217.67	-940.90	566.02	6319.91



Autorità Portuale di Taranto
Interventi per il dragaggio di 2,3 M m³ di sedimenti in area Molo Polisettoriale e per la realizzazione di un primo lotto della cassa di colmata funzionale all'ampliamento del V Sporgente del Porto di Taranto

Allegati alla relazione di calcolo strutturale allineamento "BC"

Data 05/2016
Rev. B
c.d.c.: C296A
514B



1072	632	SX162	SLU_ENV_NL	Max	5038.27	4049.26	-1364.99	14838.19	6319.91
1072	632	SX161	SLU_ENV_NL	Min	-18314.61	-6409.48	-930.30	-1470.68	-6323.54
1072	632	SX148	SLU_ENV_NL	Min	1119.92	-53.85	495.21	-14632.36	-6323.54
1072	632	SX149	SLU_ENV_NL	Min	-38355.98	-8806.92	-2548.97	-14632.36	-462.18
1072	632	SX162	SLU_ENV_NL	Min	-32074.07	-15126.92	-2445.94	-1470.68	-462.18
1073	633	SX164	SLU_ENV_NL	Max	4026.09	3644.85	2446.00	1470.42	6309.81
1073	633	SX151	SLU_ENV_NL	Max	2771.90	-1701.14	2373.65	14616.59	6309.81
1073	633	SX152	SLU_ENV_NL	Max	33279.82	10824.46	-532.13	14616.59	411.50
1073	633	SX165	SLU_ENV_NL	Max	13264.29	1968.20	930.34	1470.42	411.50
1073	633	SX164	SLU_ENV_NL	Min	-32073.36	-15126.72	1357.63	-14805.12	-462.08
1073	633	SX151	SLU_ENV_NL	Min	-38355.36	-8806.72	940.83	-565.77	-462.08
1073	633	SX152	SLU_ENV_NL	Min	786.16	-97.17	-574.83	-565.77	-6312.99
1073	633	SX165	SLU_ENV_NL	Min	-18365.90	-6396.59	-1548.15	-14805.12	-6312.99
1074	634	SX165	SLU_ENV_NL	Max	24586.29	6741.84	3308.73	14059.76	928.12
1074	634	SX152	SLU_ENV_NL	Max	38588.88	11040.13	-808.75	2052.84	928.12
1074	634	SX153	SLU_ENV_NL	Max	47363.60	14103.99	1027.15	2052.84	5983.51
1074	634	SX166	SLU_ENV_NL	Max	46716.69	20119.45	806.93	14059.76	5983.51
1074	634	SX165	SLU_ENV_NL	Min	549.96	-2228.78	-1744.80	-2353.42	-5977.79
1074	634	SX152	SLU_ENV_NL	Min	8087.31	3600.12	-3128.79	-13820.74	-5977.79
1074	634	SX153	SLU_ENV_NL	Min	-22912.04	-3451.83	-5630.60	-13820.74	-962.26
1074	634	SX166	SLU_ENV_NL	Min	-7315.71	-7865.65	91.11	-2353.42	-962.26
1075	635	SX147	SLU_ENV_NL	Max	46022.29	11744.36	5747.57	-419.29	2036.32
1075	635	SX134	SLU_ENV_NL	Max	46828.52	13136.62	23.03	4906.46	2036.32
1075	635	SX135	SLU_ENV_NL	Max	64376.14	22228.34	-1050.51	4906.46	-377.04
1075	635	SX148	SLU_ENV_NL	Max	56854.18	17541.97	4674.03	-419.29	-377.04
1075	635	SX147	SLU_ENV_NL	Min	-30540.35	-11031.11	1146.29	-4643.08	350.77
1075	635	SX134	SLU_ENV_NL	Min	-31456.59	-8664.77	-1436.20	1277.16	350.77
1075	635	SX135	SLU_ENV_NL	Min	20536.39	7540.64	-2714.80	1277.16	-2060.63
1075	635	SX148	SLU_ENV_NL	Min	9902.66	3339.82	-132.31	-4643.08	-2060.63
1076	636	SX148	SLU_ENV_NL	Max	40885.61	12385.34	562.87	5379.83	-688.52
1076	636	SX135	SLU_ENV_NL	Max	58864.38	20940.87	2679.94	-2439.28	-688.52
1076	636	SX136	SLU_ENV_NL	Max	-8569.57	-2456.19	-110.26	-2439.28	2395.25
1076	636	SX149	SLU_ENV_NL	Max	-4369.44	444.53	-1347.01	5379.83	2395.25
1076	636	SX148	SLU_ENV_NL	Min	12993.47	4771.25	-1475.52	634.92	-2387.02
1076	636	SX135	SLU_ENV_NL	Min	15798.40	5615.05	-1569.87	-5767.13	-2387.02
1076	636	SX136	SLU_ENV_NL	Min	-45689.60	-10651.24	-1441.36	-5767.13	630.37
1076	636	SX149	SLU_ENV_NL	Min	-48979.12	-16635.24	-2227.33	634.92	630.37
1077	637	SX151	SLU_ENV_NL	Max	-6312.86	-77.91	2227.25	-635.06	2424.61
1077	637	SX138	SLU_ENV_NL	Max	-11099.46	-3240.21	1400.75	5848.18	2424.61
1077	637	SX139	SLU_ENV_NL	Max	58865.29	20941.10	1677.01	5848.18	-688.59
1077	637	SX152	SLU_ENV_NL	Max	40886.72	12385.63	1432.23	-635.06	-688.59
1077	637	SX151	SLU_ENV_NL	Min	-48978.58	-16635.08	1155.98	-5430.99	630.44
1077	637	SX138	SLU_ENV_NL	Min	-45689.26	-10651.11	110.32	2439.38	630.44
1077	637	SX139	SLU_ENV_NL	Min	14947.61	5255.25	-2679.89	2439.38	-2414.49
1077	637	SX152	SLU_ENV_NL	Min	12593.22	4622.20	-562.96	-5430.99	-2414.49
1078	638	SX152	SLU_ENV_NL	Max	56855.80	17542.41	187.82	4643.07	-342.12
1078	638	SX139	SLU_ENV_NL	Max	64377.66	22228.76	2729.03	-1182.51	-342.12
1078	638	SX140	SLU_ENV_NL	Max	46827.33	13136.24	1442.79	-1182.51	2036.32
1078	638	SX153	SLU_ENV_NL	Max	46021.22	11743.99	-1098.42	4643.07	2036.32
1078	638	SX152	SLU_ENV_NL	Min	9488.64	3173.45	-4674.04	352.10	-2060.63
1078	638	SX139	SLU_ENV_NL	Min	19994.90	7286.81	1050.49	-4906.50	-2060.63
1078	638	SX140	SLU_ENV_NL	Min	-30382.67	-8414.79	-23.02	-4906.50	316.26
1078	638	SX153	SLU_ENV_NL	Min	-29610.21	-10768.49	-5747.54	352.10	316.26
1079	639	SX134	SLU_ENV_NL	Max	41981.20	13606.36	-120.63	947.46	2223.67
1079	639	SX121	SLU_ENV_NL	Max	42819.71	13705.99	3509.08	5450.89	2223.67
1079	639	SX122	SLU_ENV_NL	Max	71149.92	21330.49	3036.45	5450.89	168.59
1079	639	SX135	SLU_ENV_NL	Max	68176.64	18269.21	-593.26	947.46	168.59
1079	639	SX134	SLU_ENV_NL	Min	-32710.83	-10717.13	-2288.65	-4944.85	-186.59
1079	639	SX121	SLU_ENV_NL	Min	-38249.12	-8884.84	-348.60	119.57	-186.59
1079	639	SX122	SLU_ENV_NL	Min	23598.41	7675.19	262.36	119.57	-2236.31
1079	639	SX135	SLU_ENV_NL	Min	20414.58	5006.15	-1677.69	-4944.85	-2236.31
1080	640	SX135	SLU_ENV_NL	Max	57696.37	14475.80	2025.55	4377.03	361.97
1080	640	SX122	SLU_ENV_NL	Max	69349.60	21439.73	450.20	-113.39	361.97
1080	640	SX123	SLU_ENV_NL	Max	-16548.39	-6692.53	38.74	-113.39	2028.18
1080	640	SX136	SLU_ENV_NL	Max	-14490.92	-4938.29	80.20	4377.03	2028.18
1080	640	SX135	SLU_ENV_NL	Min	21011.01	5734.69	-1598.16	-1926.63	-2025.88
1080	640	SX122	SLU_ENV_NL	Min	22891.37	6913.47	37.97	-5072.54	-2025.88
1080	640	SX123	SLU_ENV_NL	Min	-44291.57	-10825.72	-1495.14	-5072.54	-415.95
1080	640	SX136	SLU_ENV_NL	Min	-48473.79	-17360.13	-1597.38	-1926.63	-415.95
1081	641	SX138	SLU_ENV_NL	Max	-17067.29	-5677.79	1586.92	1926.50	2048.01
1081	641	SX125	SLU_ENV_NL	Max	-19537.25	-7633.02	1495.13	5135.18	2048.01
1081	641	SX126	SLU_ENV_NL	Max	69350.61	21440.02	-69.46	5135.18	361.93
1081	641	SX139	SLU_ENV_NL	Max	57697.43	14476.14	1672.81	1926.50	361.93
1081	641	SX138	SLU_ENV_NL	Min	-48473.59	-17360.09	-80.14	-4403.31	-415.91
1081	641	SX125	SLU_ENV_NL	Min	-44291.58	-10825.72	-155.35	113.49	-415.91
1081	641	SX126	SLU_ENV_NL	Min	21963.74	6643.21	-450.22	113.49	-2044.29
1081	641	SX139	SLU_ENV_NL	Min	20292.93	5617.77	-2025.49	-4403.31	-2044.29
1082	642	SX139	SLU_ENV_NL	Max	68178.18	18269.68	1683.99	4944.82	191.91
1082	642	SX126	SLU_ENV_NL	Max	71151.75	21331.04	-230.22	-49.07	191.91
1082	642	SX127	SLU_ENV_NL	Max	42818.84	13705.76	397.53	-49.07	2223.67
1082	642	SX140	SLU_ENV_NL	Max	41980.03	13606.04	2311.74	4944.82	2223.67



Autorità Portuale di Taranto
Interventi per il dragaggio di 2,3 M m³ di sedimenti in area Molo Polisettoriale e per la realizzazione di un primo lotto della cassa di colmata funzionale all'ampliamento del V Sporgente del Porto di Taranto

Allegati alla relazione di calcolo strutturale allineamento "BC"

Data 05/2016
Rev. B
c.d.c.: C296A
514B

1082	642	SX139	SLU_ENV_NL	Min	19852.27	4927.47	593.30	-983.87	-2236.31
1082	642	SX126	SLU_ENV_NL	Min	22884.12	7477.42	-3036.45	-5450.91	-2236.31
1082	642	SX127	SLU_ENV_NL	Min	-37054.05	-8523.97	-3509.18	-5450.91	-209.14
1082	642	SX140	SLU_ENV_NL	Min	-31508.12	-10282.38	120.58	-983.87	-209.14
1083	643	SX121	SLU_ENV_NL	Max	37148.64	9929.02	3824.46	1408.64	1701.64
1083	643	SX108	SLU_ENV_NL	Max	39644.11	11381.15	542.52	4372.11	1701.64
1083	643	SX109	SLU_ENV_NL	Max	82629.22	26769.59	-673.66	4372.11	329.34
1083	643	SX122	SLU_ENV_NL	Max	76115.58	22756.08	2608.28	1408.64	329.34
1083	643	SX121	SLU_ENV_NL	Min	-39623.66	-14348.09	266.65	-3611.53	-355.63
1083	643	SX108	SLU_ENV_NL	Min	-40655.97	-11252.89	-1200.79	-187.96	-355.63
1083	643	SX109	SLU_ENV_NL	Min	28421.89	9461.61	-1628.70	-187.96	-1723.50
1083	643	SX122	SLU_ENV_NL	Min	22826.08	5982.21	-161.26	-3611.53	-1723.50
1084	644	SX122	SLU_ENV_NL	Max	68457.72	19959.11	138.89	3399.44	276.13
1084	644	SX109	SLU_ENV_NL	Max	78649.24	26075.21	1541.26	-396.01	276.13
1084	644	SX110	SLU_ENV_NL	Max	-22367.00	-6231.50	89.96	-396.01	1653.68
1084	644	SX123	SLU_ENV_NL	Max	-20222.73	-4768.45	136.82	3399.44	1653.68
1084	644	SX122	SLU_ENV_NL	Min	27426.69	7859.35	-190.78	-1791.56	-1651.00
1084	644	SX109	SLU_ENV_NL	Min	27384.91	8653.57	-1687.78	-4303.40	-1651.00
1084	644	SX110	SLU_ENV_NL	Min	-43258.34	-10325.51	-1360.17	-4303.40	-322.59
1084	644	SX123	SLU_ENV_NL	Min	-45344.23	-15826.90	-1312.41	-1791.56	-322.59
1085	645	SX125	SLU_ENV_NL	Max	-23243.03	-5616.99	1312.41	1791.46	1682.07
1085	645	SX112	SLU_ENV_NL	Max	-25734.46	-7282.66	1356.96	4388.30	1682.07
1085	645	SX113	SLU_ENV_NL	Max	78650.31	26075.57	1763.16	4388.30	276.10
1085	645	SX126	SLU_ENV_NL	Max	68458.88	19959.50	160.57	1791.46	276.10
1085	645	SX125	SLU_ENV_NL	Min	-45344.37	-15826.94	-245.62	-3443.39	-322.56
1085	645	SX112	SLU_ENV_NL	Min	-43258.52	-10325.55	-89.99	396.08	-322.56
1085	645	SX113	SLU_ENV_NL	Min	26280.01	8228.27	-1541.30	396.08	-1677.96
1085	645	SX126	SLU_ENV_NL	Min	26558.30	7589.76	-138.90	-3443.39	-1677.96
1086	646	SX126	SLU_ENV_NL	Max	76117.42	22756.67	202.49	3611.49	359.55
1086	646	SX113	SLU_ENV_NL	Max	82630.77	26770.10	1637.17	277.87	359.55
1086	646	SX114	SLU_ENV_NL	Max	39642.96	11380.78	1208.01	277.87	1701.64
1086	646	SX127	SLU_ENV_NL	Max	37147.75	9928.73	-226.67	3611.49	1701.64
1086	646	SX126	SLU_ENV_NL	Min	22026.30	5720.85	-2608.37	-1458.34	-1723.49
1086	646	SX113	SLU_ENV_NL	Min	27506.21	9105.45	673.70	-4372.12	-1723.49
1086	646	SX114	SLU_ENV_NL	Min	-39305.22	-10911.53	-542.40	-4372.12	-385.33
1086	646	SX127	SLU_ENV_NL	Min	-38357.75	-13972.46	-3824.47	-1458.34	-385.33
1087	647	SX108	SLU_ENV_NL	Max	36100.96	11266.93	317.82	1036.68	1339.33
1087	647	SX95	SLU_ENV_NL	Max	38372.56	12503.07	2182.13	3595.85	1339.33
1087	647	SX96	SLU_ENV_NL	Max	87204.62	26947.86	1701.15	3595.85	151.19
1087	647	SX109	SLU_ENV_NL	Max	85345.49	24127.54	-163.17	1036.68	151.19
1087	647	SX108	SLU_ENV_NL	Min	-40904.80	-13089.59	-1508.39	-2685.62	-170.55
1087	647	SX95	SLU_ENV_NL	Min	-44110.68	-10917.61	-558.86	286.75	-170.55
1087	647	SX96	SLU_ENV_NL	Min	30054.14	10163.29	-207.17	286.75	-1355.55
1087	647	SX109	SLU_ENV_NL	Min	27529.78	7495.18	-1156.70	-2685.62	-1355.55
1088	648	SX109	SLU_ENV_NL	Max	76080.91	20829.75	1075.96	2218.55	755.81
1088	648	SX96	SLU_ENV_NL	Max	81654.78	25801.32	561.99	690.16	755.81
1088	648	SX97	SLU_ENV_NL	Max	-28080.14	-9327.90	659.94	690.16	1180.37
1088	648	SX110	SLU_ENV_NL	Max	-26398.95	-8860.96	72.17	2218.55	1180.37
1088	648	SX109	SLU_ENV_NL	Min	30664.90	8776.51	-1742.97	-2932.65	-1183.01
1088	648	SX96	SLU_ENV_NL	Min	30328.07	9904.68	294.31	-3290.22	-1183.01
1088	648	SX97	SLU_ENV_NL	Min	-40093.70	-9751.20	-441.79	-3290.22	-798.45
1088	648	SX110	SLU_ENV_NL	Min	-43797.87	-15439.60	-1377.34	-2932.65	-798.45
1089	649	SX112	SLU_ENV_NL	Max	-29808.07	-9826.59	1376.29	2932.58	1208.71
1089	649	SX99	SLU_ENV_NL	Max	-31859.55	-9751.29	441.89	3377.74	1208.71
1089	649	SX100	SLU_ENV_NL	Max	81656.02	25801.60	-305.50	3377.74	755.81
1089	649	SX113	SLU_ENV_NL	Max	76082.05	20830.03	1816.10	2932.58	755.81
1089	649	SX112	SLU_ENV_NL	Min	-43798.17	-15439.70	-72.18	-2259.20	-798.44
1089	649	SX99	SLU_ENV_NL	Min	-40093.98	-10525.71	-745.31	-690.12	-798.44
1089	649	SX100	SLU_ENV_NL	Min	29159.21	9537.74	-561.93	-690.12	-1209.71
1089	649	SX113	SLU_ENV_NL	Min	29698.39	8588.13	-1076.01	-2259.20	-1209.71
1090	650	SX113	SLU_ENV_NL	Max	85346.98	24127.91	1174.01	2685.57	180.29
1090	650	SX100	SLU_ENV_NL	Max	87206.22	26948.25	248.00	-196.79	180.29
1090	650	SX101	SLU_ENV_NL	Max	38371.60	12502.81	589.09	-196.79	1339.32
1090	650	SX114	SLU_ENV_NL	Max	36099.85	11266.63	1515.09	2685.57	1339.32
1090	650	SX113	SLU_ENV_NL	Min	26590.90	7302.91	163.26	-1080.83	-1355.54
1090	650	SX100	SLU_ENV_NL	Min	29066.76	9862.97	-1701.24	-3595.85	-1355.54
1090	650	SX101	SLU_ENV_NL	Min	-42574.48	-10467.44	-2182.27	-3595.85	-198.98
1090	650	SX114	SLU_ENV_NL	Min	-39431.11	-12579.65	-317.76	-1080.83	-198.98
1091	651	SX95	SLU_ENV_NL	Max	36533.75	10534.21	1115.06	1108.55	-102.28
1091	651	SX82	SLU_ENV_NL	Max	33207.66	9198.76	-1166.08	323.74	-102.28
1091	651	SX83	SLU_ENV_NL	Max	79360.83	25350.05	-311.30	323.74	158.23
1091	651	SX96	SLU_ENV_NL	Max	88628.85	27534.81	3018.87	1108.55	158.23
1091	651	SX95	SLU_ENV_NL	Min	-45450.78	-15852.46	-515.80	710.72	-178.47
1091	651	SX82	SLU_ENV_NL	Min	-48515.28	-13537.05	-2215.10	201.10	-178.47
1091	651	SX83	SLU_ENV_NL	Min	31272.79	10159.69	-770.61	201.10	116.36
1091	651	SX96	SLU_ENV_NL	Min	29089.42	7415.40	-120.32	710.72	116.36
1092	652	SX96	SLU_ENV_NL	Max	78005.59	23917.57	453.78	2094.62	1893.45
1092	652	SX83	SLU_ENV_NL	Max	80219.97	26038.05	2266.95	3397.04	1893.45
1092	652	SX84	SLU_ENV_NL	Max	-30217.92	-7388.22	1002.55	3397.04	1150.00
1092	652	SX97	SLU_ENV_NL	Max	-30538.38	-8599.28	513.27	2094.62	1150.00
1092	652	SX96	SLU_ENV_NL	Min	32681.50	8826.68	362.80	-5497.00	-1156.25



1092	652	SX83	SLU_ENV_NL	Min	33156.59	10391.18	-1324.70	-3281.01	-1156.25
1092	652	SX84	SLU_ENV_NL	Min	-31457.37	-8601.25	-1174.23	-3281.01	-1922.27
1092	652	SX97	SLU_ENV_NL	Min	-37826.13	-12472.84	-810.63	-5497.00	-1922.27
1093	653	SX99	SLU_ENV_NL	Max	-34352.65	-9666.03	810.64	5496.94	1184.55
1093	653	SX86	SLU_ENV_NL	Max	-30218.99	-7388.53	1178.80	3385.41	1184.55
1093	653	SX87	SLU_ENV_NL	Max	80220.89	26038.46	1395.09	3385.41	1893.47
1093	653	SX100	SLU_ENV_NL	Max	78007.06	23918.16	-373.93	5496.94	1893.47
1093	653	SX99	SLU_ENV_NL	Min	-37826.55	-12472.96	-590.21	-2147.33	-1922.29
1093	653	SX86	SLU_ENV_NL	Min	-35579.86	-9897.98	-1002.74	-3396.99	-1922.29
1093	653	SX87	SLU_ENV_NL	Min	31868.13	9909.98	-2267.00	-3396.99	-1189.16
1093	653	SX100	SLU_ENV_NL	Min	31605.81	8523.05	-453.62	-2147.33	-1189.16
1094	654	SX100	SLU_ENV_NL	Max	88630.46	27535.44	162.92	-710.84	192.88
1094	654	SX87	SLU_ENV_NL	Max	79362.48	25350.69	790.86	-201.03	192.88
1094	654	SX88	SLU_ENV_NL	Max	33207.12	9198.57	2215.25	-201.03	-102.32
1094	654	SX101	SLU_ENV_NL	Max	36532.86	10533.93	545.54	-710.84	-102.32
1094	654	SX100	SLU_ENV_NL	Min	28020.79	7098.78	-3018.96	-1162.89	116.40
1094	654	SX87	SLU_ENV_NL	Min	30141.40	9740.72	311.51	-217.88	116.40
1094	654	SX88	SLU_ENV_NL	Min	-46791.06	-13081.49	1173.48	-217.88	-212.54
1094	654	SX101	SLU_ENV_NL	Min	-43824.21	-15355.58	-1115.21	-1162.89	-212.54
1095	655	SX82	SLU_ENV_NL	Max	34424.01	11179.35	-1234.01	817.43	152.40
1095	655	SX69	SLU_ENV_NL	Max	33984.99	10329.95	1057.51	1145.32	152.40
1095	655	SX70	SLU_ENV_NL	Max	69430.95	19924.53	2355.17	1145.32	199.69
1095	655	SX83	SLU_ENV_NL	Max	77720.45	21956.05	-532.17	817.43	199.69
1095	655	SX82	SLU_ENV_NL	Min	-49342.87	-15564.51	-1829.82	398.34	-188.17
1095	655	SX69	SLU_ENV_NL	Min	-53530.77	-14040.17	-681.07	-86.64	-188.17
1095	655	SX70	SLU_ENV_NL	Min	32427.22	11002.81	-27.48	-86.64	-168.07
1095	655	SX83	SLU_ENV_NL	Min	31027.28	8610.13	-580.42	398.34	-168.07
1096	656	SX83	SLU_ENV_NL	Max	74092.05	20477.17	1923.94	1721.69	1819.74
1096	656	SX70	SLU_ENV_NL	Max	73646.13	21579.44	579.77	3371.43	1819.74
1096	656	SX71	SLU_ENV_NL	Max	-18927.82	-4759.28	619.12	3371.43	1019.37
1096	656	SX84	SLU_ENV_NL	Max	-26247.17	-9017.88	1054.94	1721.69	1019.37
1096	656	SX83	SLU_ENV_NL	Min	35618.25	10208.55	-1277.89	-5161.81	-1029.00
1096	656	SX70	SLU_ENV_NL	Min	37100.63	12183.70	161.70	-3052.84	-1029.00
1096	656	SX71	SLU_ENV_NL	Min	-35855.77	-11110.28	-707.31	-3052.84	-1841.18
1096	656	SX84	SLU_ENV_NL	Min	-34856.68	-11544.16	-1238.55	-5161.81	-1841.18
1097	657	SX86	SLU_ENV_NL	Max	-26248.40	-9018.26	1239.72	5161.77	1055.88
1097	657	SX73	SLU_ENV_NL	Max	-18928.82	-4759.59	707.46	3164.46	1055.88
1097	657	SX74	SLU_ENV_NL	Max	73647.61	21579.71	-161.67	3164.46	1819.77
1097	657	SX87	SLU_ENV_NL	Max	74093.05	20477.33	1353.14	5161.77	1819.77
1097	657	SX86	SLU_ENV_NL	Min	-39024.49	-12717.58	-1055.00	-1775.66	-1841.21
1097	657	SX73	SLU_ENV_NL	Min	-40391.94	-12555.46	-689.72	-3371.38	-1841.21
1097	657	SX74	SLU_ENV_NL	Min	35743.76	11739.90	-576.30	-3371.38	-1063.58
1097	657	SX87	SLU_ENV_NL	Min	34486.75	9976.17	-1924.13	-1775.66	-1063.58
1098	658	SX87	SLU_ENV_NL	Max	77721.90	21956.34	607.36	-452.97	199.73
1098	658	SX74	SLU_ENV_NL	Max	69431.58	19924.55	76.23	86.70	199.73
1098	658	SX75	SLU_ENV_NL	Max	33983.93	10329.64	711.69	86.70	117.09
1098	658	SX88	SLU_ENV_NL	Max	34423.59	11179.25	1830.11	-452.97	117.09
1098	658	SX87	SLU_ENV_NL	Min	29860.06	8351.10	532.24	-817.53	-132.04
1098	658	SX74	SLU_ENV_NL	Min	31241.46	10626.28	-2355.40	-1033.67	-132.04
1098	658	SX75	SLU_ENV_NL	Min	-51598.54	-13481.34	-1057.53	-1033.67	-188.20
1098	658	SX88	SLU_ENV_NL	Min	-47484.96	-14942.65	1242.82	-817.53	-188.20
1099	659	SX69	SLU_ENV_NL	Max	33894.40	9732.89	1547.94	-142.41	414.79
1099	659	SX56	SLU_ENV_NL	Max	34518.29	9816.74	232.18	1845.24	414.79
1099	659	SX57	SLU_ENV_NL	Max	69019.81	21556.36	-227.25	1845.24	-292.52
1099	659	SX70	SLU_ENV_NL	Max	69749.65	21281.95	1583.13	-142.41	-292.52
1099	659	SX69	SLU_ENV_NL	Min	-55788.09	-18499.98	-90.75	-353.69	291.09
1099	659	SX56	SLU_ENV_NL	Min	-56994.88	-16280.03	-431.86	1006.65	291.09
1099	659	SX57	SLU_ENV_NL	Min	38211.96	11703.22	-396.68	1006.65	-437.96
1099	659	SX70	SLU_ENV_NL	Min	32484.69	8129.82	-550.18	-353.69	-437.96
1100	660	SX70	SLU_ENV_NL	Max	70340.23	21182.20	638.89	2425.19	844.93
1100	660	SX57	SLU_ENV_NL	Max	72869.39	22988.16	942.78	1193.36	844.93
1100	660	SX58	SLU_ENV_NL	Max	-12800.75	-2646.14	234.08	1193.36	1357.54
1100	660	SX71	SLU_ENV_NL	Max	-15983.40	-5566.97	585.11	2425.19	1357.54
1100	660	SX70	SLU_ENV_NL	Min	39417.91	10440.90	179.54	-2789.60	-1367.11
1100	660	SX57	SLU_ENV_NL	Min	42572.74	12780.34	-1553.77	-3925.67	-1367.11
1100	660	SX58	SLU_ENV_NL	Min	-40898.90	-11360.57	-1607.56	-3925.67	-863.84
1100	660	SX71	SLU_ENV_NL	Min	-38786.60	-11412.68	-529.17	-2789.60	-863.84
1101	661	SX73	SLU_ENV_NL	Max	-15984.53	-5567.31	529.17	2789.55	1399.70
1101	661	SX60	SLU_ENV_NL	Max	-12802.57	-2646.68	1618.97	4052.99	1399.70
1101	661	SX61	SLU_ENV_NL	Max	72870.42	22988.53	1633.63	4052.99	844.93
1101	661	SX74	SLU_ENV_NL	Max	70341.92	21182.78	-179.35	2789.55	844.93
1101	661	SX73	SLU_ENV_NL	Min	-43362.03	-12686.18	-648.69	-2489.70	-863.83
1101	661	SX60	SLU_ENV_NL	Min	-45797.73	-12909.51	-234.17	-1193.30	-863.83
1101	661	SX61	SLU_ENV_NL	Min	41101.99	12233.99	-942.68	-1193.30	-1407.31
1101	661	SX74	SLU_ENV_NL	Min	38185.61	10109.84	-634.04	-2489.70	-1407.31
1102	662	SX74	SLU_ENV_NL	Max	69750.28	21282.20	605.91	353.63	-292.51
1102	662	SX61	SLU_ENV_NL	Max	69021.68	21556.99	396.90	-1006.62	-292.51
1102	662	SX62	SLU_ENV_NL	Max	34518.74	9816.86	431.69	-1006.62	374.08
1102	662	SX75	SLU_ENV_NL	Max	33893.41	9732.58	117.01	353.63	374.08
1102	662	SX74	SLU_ENV_NL	Min	31212.85	7768.26	-1583.06	78.24	-396.66
1102	662	SX61	SLU_ENV_NL	Min	36941.02	11235.46	259.06	-1718.27	-396.66



Autorità Portuale di Taranto
Interventi per il dragaggio di 2,3 M m³ di sedimenti in area Molo Polisettoriale e per la realizzazione di un primo lotto della cassa di colmata funzionale all'ampliamento del V Sporgente del Porto di Taranto

Allegati alla relazione di calcolo strutturale allineamento "BC"

Data 05/2016
Rev. B
c.d.c.: C296A
514B

1102	662	SX62	SLU_ENV_NL	Min	-54816.18	-15687.91	-229.84	-1718.27	291.07
1102	662	SX75	SLU_ENV_NL	Min	-53743.16	-17867.42	-1548.28	78.24	291.07
1103	663	SX56	SLU_ENV_NL	Max	32860.07	9975.70	-84.47	-1766.95	1183.26
1103	663	SX43	SLU_ENV_NL	Max	29753.50	9561.00	1156.87	3722.31	1183.26
1103	663	SX44	SLU_ENV_NL	Max	70663.08	21161.13	1639.59	3722.31	-1185.73
1103	663	SX57	SLU_ENV_NL	Max	70170.09	19704.27	104.88	-1766.95	-1185.73
1103	663	SX56	SLU_ENV_NL	Min	-59825.47	-18529.09	-731.85	-2399.94	1169.27
1103	663	SX43	SLU_ENV_NL	Min	-64897.41	-17801.76	-304.53	3125.87	1169.27
1103	663	SX44	SLU_ENV_NL	Min	45562.17	15214.82	-115.18	3125.87	-1187.43
1103	663	SX57	SLU_ENV_NL	Min	40404.57	11825.69	-249.14	-2399.94	-1187.43
1104	664	SX57	SLU_ENV_NL	Max	71480.49	19893.37	1163.43	3423.96	-369.58
1104	664	SX44	SLU_ENV_NL	Max	78200.35	23626.33	1007.64	-1640.60	-369.58
1104	664	SX45	SLU_ENV_NL	Max	-11566.36	-2489.25	410.78	-1640.60	1850.11
1104	664	SX58	SLU_ENV_NL	Max	-13095.48	-5163.46	119.20	3423.96	1850.11
1104	664	SX57	SLU_ENV_NL	Min	46839.05	13920.52	-1227.33	22.57	-1866.21
1104	664	SX44	SLU_ENV_NL	Min	54284.37	17666.99	210.29	-5238.38	-1866.21
1104	664	SX45	SLU_ENV_NL	Min	-48500.64	-14601.34	-833.94	-5238.38	343.96
1104	664	SX58	SLU_ENV_NL	Min	-45879.07	-14880.26	-1824.19	22.57	343.96
1105	665	SX60	SLU_ENV_NL	Max	-13097.39	-5164.05	1827.12	-22.61	1895.63
1105	665	SX47	SLU_ENV_NL	Max	-11567.74	-2489.67	833.95	5376.18	1895.63
1105	665	SX48	SLU_ENV_NL	Max	78202.08	23626.87	-210.48	5376.18	-369.61
1105	665	SX61	SLU_ENV_NL	Max	71481.58	19893.73	1318.98	-22.61	-369.61
1105	665	SX60	SLU_ENV_NL	Min	-50829.13	-16267.64	-119.10	-3492.69	343.98
1105	665	SX47	SLU_ENV_NL	Min	-53866.53	-16317.54	-489.70	1640.66	343.98
1105	665	SX48	SLU_ENV_NL	Min	52700.58	17146.03	-997.84	1640.66	-1909.37
1105	665	SX61	SLU_ENV_NL	Min	45553.91	13660.54	-1163.53	-3492.69	-1909.37
1106	666	SX61	SLU_ENV_NL	Max	70171.95	19704.86	248.97	2399.97	-1141.67
1106	666	SX48	SLU_ENV_NL	Max	70663.70	21161.34	183.84	-3125.93	-1141.67
1106	666	SX49	SLU_ENV_NL	Max	29752.52	9560.71	354.94	-3125.93	1183.28
1106	666	SX62	SLU_ENV_NL	Max	32860.53	9975.85	732.08	2399.97	1183.28
1106	666	SX61	SLU_ENV_NL	Min	39087.83	11536.10	-74.42	1699.39	-1187.44
1106	666	SX48	SLU_ENV_NL	Min	44232.03	14790.08	-1639.72	-3586.39	-1187.44
1106	666	SX49	SLU_ENV_NL	Min	-62506.99	-17113.32	-1156.61	-3586.39	1126.04
1106	666	SX62	SLU_ENV_NL	Min	-57496.67	-17767.49	96.67	1699.39	1126.04
1107	667	SX43	SLU_ENV_NL	Max	24539.43	6238.82	2074.39	-3825.32	2247.32
1107	667	SX30	SLU_ENV_NL	Max	24163.54	7537.56	2553.60	6197.71	2247.32
1107	667	SX31	SLU_ENV_NL	Max	88087.08	27032.17	534.32	6197.71	-2167.27
1107	667	SX44	SLU_ENV_NL	Max	74940.21	21360.20	311.97	-3825.32	-2167.27
1107	667	SX43	SLU_ENV_NL	Min	-70663.18	-22730.17	747.59	-4740.25	2132.82
1107	667	SX30	SLU_ENV_NL	Min	-71437.49	-20714.01	1749.31	5801.27	2132.82
1107	667	SX31	SLU_ENV_NL	Min	64559.29	18863.97	-13.11	5801.27	-2275.20
1107	667	SX44	SLU_ENV_NL	Min	48964.81	12266.15	-1271.69	-4740.25	-2275.20
1108	668	SX44	SLU_ENV_NL	Max	81160.14	23148.65	1108.43	5749.05	-2014.49
1108	668	SX31	SLU_ENV_NL	Max	93025.20	28591.14	-397.51	-5642.17	-2014.49
1108	668	SX32	SLU_ENV_NL	Max	-20611.41	-4778.59	-1219.06	-5642.17	2952.13
1108	668	SX45	SLU_ENV_NL	Max	-15652.01	-5764.42	547.21	5749.05	2952.13
1108	668	SX44	SLU_ENV_NL	Min	59688.17	15666.37	293.50	3689.04	-2969.12
1108	668	SX31	SLU_ENV_NL	Min	71303.72	20704.09	-2243.16	-8052.76	-2969.12
1108	668	SX32	SLU_ENV_NL	Min	-62086.31	-17526.37	-2804.38	-8052.76	1988.78
1108	668	SX45	SLU_ENV_NL	Min	-55144.89	-16735.55	-528.06	3689.04	1988.78
1109	669	SX47	SLU_ENV_NL	Max	-15653.37	-5764.84	527.89	-3689.09	3000.70
1109	669	SX34	SLU_ENV_NL	Max	-20613.23	-4779.11	2832.10	8200.05	3000.70
1109	669	SX35	SLU_ENV_NL	Max	93026.19	28591.30	2360.57	8200.05	-2014.56
1109	669	SX48	SLU_ENV_NL	Max	81161.80	23148.98	-293.51	-3689.09	-2014.56
1109	669	SX47	SLU_ENV_NL	Min	-60552.47	-18236.12	-622.14	-5822.18	1988.85
1109	669	SX34	SLU_ENV_NL	Min	-67886.73	-19363.07	1219.17	5642.22	1988.85
1109	669	SX35	SLU_ENV_NL	Min	69531.98	20040.43	397.76	5642.22	-3015.26
1109	669	SX48	SLU_ENV_NL	Min	58249.43	15274.33	-1093.67	-5822.18	-3015.26
1110	670	SX48	SLU_ENV_NL	Max	74940.88	21360.24	1365.40	4740.36	-2120.67
1110	670	SX35	SLU_ENV_NL	Max	88089.16	27032.66	13.11	-5801.41	-2120.67
1110	670	SX36	SLU_ENV_NL	Max	24163.56	7537.57	-1749.70	-5801.41	2247.38
1110	670	SX49	SLU_ENV_NL	Max	24538.34	6238.48	-717.47	4740.36	2247.38
1110	670	SX48	SLU_ENV_NL	Min	47534.57	11855.01	-311.71	3754.32	-2275.26
1110	670	SX35	SLU_ENV_NL	Min	63260.76	18363.92	-493.92	-6052.52	-2275.26
1110	670	SX36	SLU_ENV_NL	Min	-68694.05	-19953.11	-2576.79	-6052.52	2086.66
1110	670	SX49	SLU_ENV_NL	Min	-68140.25	-21947.32	-2074.52	3754.32	2086.66
1111	671	SX30	SLU_ENV_NL	Max	16558.17	4305.09	4025.64	-5785.88	3096.06
1111	671	SX17	SLU_ENV_NL	Max	24579.70	8646.16	4669.36	8785.85	3096.06
1111	671	SX18	SLU_ENV_NL	Max	120659.46	36903.88	-230.65	8785.85	-3099.53
1111	671	SX31	SLU_ENV_NL	Max	94612.67	26665.33	-910.21	-5785.88	-3099.53
1111	671	SX30	SLU_ENV_NL	Min	-79259.69	-24490.77	3275.20	-6348.67	3041.22
1111	671	SX17	SLU_ENV_NL	Min	-72534.39	-20215.35	3541.31	7964.77	3041.22
1111	671	SX18	SLU_ENV_NL	Min	99549.12	31636.60	-1394.54	7964.77	-3155.51
1111	671	SX31	SLU_ENV_NL	Min	71903.46	21047.29	-1624.82	-6348.67	-3155.51
1112	672	SX31	SLU_ENV_NL	Max	99447.35	28107.18	-804.18	7162.75	-3141.56
1112	672	SX18	SLU_ENV_NL	Max	111291.81	34102.14	-231.42	-8589.92	-3141.56
1112	672	SX19	SLU_ENV_NL	Max	-39135.46	-10541.29	-137.89	-8589.92	3722.05
1112	672	SX32	SLU_ENV_NL	Max	-28763.25	-10060.24	-774.52	7162.75	3722.05
1112	672	SX31	SLU_ENV_NL	Min	80623.20	23787.10	-2529.78	6003.94	-3738.84
1112	672	SX18	SLU_ENV_NL	Min	93284.11	29633.21	-1407.75	-10227.79	-3738.84
1112	672	SX19	SLU_ENV_NL	Min	-84159.99	-24871.26	-1378.08	-10227.79	3119.50

1112	672	SX32	SLU_ENV_NL	Min	-72189.77	-23222.64	-2436.25	6003.94	3119.50
1113	673	SX34	SLU_ENV_NL	Max	-28764.96	-10060.78	2493.55	-6003.97	3777.25
1113	673	SX21	SLU_ENV_NL	Max	-39135.89	-10541.42	1377.97	10393.32	3777.25
1113	673	SX22	SLU_ENV_NL	Max	111293.80	34102.98	1407.30	10393.32	-3141.64
1113	673	SX35	SLU_ENV_NL	Max	99448.35	28107.71	2625.25	-6003.97	-3141.64
1113	673	SX34	SLU_ENV_NL	Min	-78043.71	-24854.17	774.87	-7248.41	3119.58
1113	673	SX21	SLU_ENV_NL	Min	-90240.17	-26843.27	169.52	8589.93	3119.58
1113	673	SX22	SLU_ENV_NL	Min	91529.88	29000.89	301.22	8589.93	-3791.59
1113	673	SX35	SLU_ENV_NL	Min	79057.12	23425.40	804.19	-7248.41	-3791.59
1114	674	SX35	SLU_ENV_NL	Max	94615.06	26666.28	1624.37	6348.84	-3099.61
1114	674	SX22	SLU_ENV_NL	Max	120660.49	36904.43	1463.34	-7964.99	-3099.61
1114	674	SX23	SLU_ENV_NL	Max	24577.53	8645.52	-3635.01	-7964.99	3043.09
1114	674	SX36	SLU_ENV_NL	Max	16557.99	4305.03	-3275.13	6348.84	3043.09
1114	674	SX35	SLU_ENV_NL	Min	70544.11	20722.42	1005.44	5702.24	-3102.67
1114	674	SX22	SLU_ENV_NL	Min	98680.54	31295.16	230.64	-8622.85	-3102.67
1114	674	SX23	SLU_ENV_NL	Min	-69120.40	-19228.03	-4668.87	-8622.85	3041.31
1114	674	SX36	SLU_ENV_NL	Min	-76349.70	-23552.63	-4092.91	5702.24	3041.31
1115	675	SX17	SLU_ENV_NL	Max	18216.41	4968.33	3846.14	-1580.91	1414.08
1115	675	SX4	SLU_ENV_NL	Max	23423.30	6984.56	2282.59	5104.67	1414.08
1115	675	SX5	SLU_ENV_NL	Max	139793.03	43715.53	-1644.17	5104.67	-1156.76
1115	675	SX18	SLU_ENV_NL	Max	126654.84	39355.35	1134.71	-1580.91	-1156.76
1115	675	SX17	SLU_ENV_NL	Min	-79591.34	-24554.31	3396.01	-1623.38	1131.26
1115	675	SX4	SLU_ENV_NL	Min	-71184.22	-21014.77	474.01	3709.77	1131.26
1115	675	SX5	SLU_ENV_NL	Min	123652.56	37957.90	-2237.42	3709.77	-1454.17
1115	675	SX18	SLU_ENV_NL	Min	105255.69	31474.31	-530.74	-1623.38	-1454.17
1116	676	SX18	SLU_ENV_NL	Max	117726.45	36706.66	-972.34	2230.40	-1318.24
1116	676	SX5	SLU_ENV_NL	Max	122419.52	38473.65	478.04	-4632.40	-1318.24
1116	676	SX6	SLU_ENV_NL	Max	-50990.68	-14680.06	609.54	-4632.40	1745.20
1116	676	SX19	SLU_ENV_NL	Max	-45720.92	-13648.55	-187.64	2230.40	1745.20
1116	676	SX18	SLU_ENV_NL	Min	100318.39	30054.06	-1835.64	1506.11	-1746.59
1116	676	SX5	SLU_ENV_NL	Min	104053.80	32017.33	-1472.32	-5908.58	-1746.59
1116	676	SX6	SLU_ENV_NL	Min	-100169.15	-28865.72	-687.62	-5908.58	1315.30
1116	676	SX19	SLU_ENV_NL	Min	-91781.50	-27249.55	-1704.14	1506.11	1315.30
1117	677	SX21	SLU_ENV_NL	Max	-45721.24	-13648.64	1703.84	-1506.14	1762.35
1117	677	SX8	SLU_ENV_NL	Max	-50991.11	-14680.17	1129.53	5993.27	1762.35
1117	677	SX9	SLU_ENV_NL	Max	122420.93	38473.64	1388.70	5993.27	-1318.28
1117	677	SX22	SLU_ENV_NL	Max	117728.10	36706.71	1835.39	-1506.14	-1318.28
1117	677	SX21	SLU_ENV_NL	Min	-97890.25	-29047.10	505.27	-2232.91	1315.34
1117	677	SX8	SLU_ENV_NL	Min	-104536.97	-30273.45	-608.99	4632.40	1315.34
1117	677	SX9	SLU_ENV_NL	Min	104088.89	31875.97	-477.43	4632.40	-1766.92
1117	677	SX22	SLU_ENV_NL	Min	98670.72	29507.26	764.44	-2232.91	-1766.92
1118	678	SX22	SLU_ENV_NL	Max	126655.81	39355.20	462.29	1623.42	-1156.80
1118	678	SX9	SLU_ENV_NL	Max	139796.39	43716.11	2237.20	-3709.88	-1156.80
1118	678	SX10	SLU_ENV_NL	Max	23423.18	6984.53	-474.93	-3709.88	1396.08
1118	678	SX23	SLU_ENV_NL	Max	18214.07	4967.63	-3347.45	1623.42	1396.08
1118	678	SX22	SLU_ENV_NL	Min	104305.42	31126.78	-1134.13	1578.52	-1434.65
1118	678	SX9	SLU_ENV_NL	Min	122304.03	37411.40	1422.92	-5019.61	-1434.65
1118	678	SX10	SLU_ENV_NL	Min	-68092.21	-20131.87	-2386.82	-5019.61	1131.29
1118	678	SX23	SLU_ENV_NL	Min	-76074.99	-23492.05	-3846.26	1578.52	1131.29
1119	679	SX395	SLU_ENV_NL	Max	23456.91	7507.35	-400.09	1859.70	281.55
1119	679	SX381	SLU_ENV_NL	Max	22492.08	7236.60	745.95	1118.16	281.55
1119	679	SX382	SLU_ENV_NL	Max	98372.33	29341.69	624.07	1118.16	1295.70
1119	679	SX396	SLU_ENV_NL	Max	96577.58	28766.70	-255.03	1859.70	1295.70
1119	679	SX395	SLU_ENV_NL	Min	14874.37	4248.64	-640.02	-196.26	-1294.27
1119	679	SX381	SLU_ENV_NL	Min	20096.46	5938.14	-289.95	-4177.25	-1294.27
1119	679	SX382	SLU_ENV_NL	Min	-173659.26	-52329.13	95.04	-4177.25	-282.36
1119	679	SX396	SLU_ENV_NL	Min	-165942.70	-50102.43	-521.97	-196.26	-282.36
1120	680	SX396	SLU_ENV_NL	Max	19589.79	5673.49	934.42	610.50	1282.01
1120	680	SX382	SLU_ENV_NL	Max	21507.53	6279.12	47.49	3798.25	1282.01
1120	680	SX383	SLU_ENV_NL	Max	47132.40	13865.03	223.73	3798.25	306.64
1120	680	SX397	SLU_ENV_NL	Max	41191.19	12000.44	816.28	610.50	306.64
1120	680	SX396	SLU_ENV_NL	Min	-83313.61	-25311.05	65.53	-2177.14	-307.41
1120	680	SX382	SLU_ENV_NL	Min	-90374.15	-27346.26	-886.70	-820.79	-307.41
1120	680	SX383	SLU_ENV_NL	Min	2996.38	1740.98	-1004.83	-820.79	-1281.55
1120	680	SX397	SLU_ENV_NL	Min	4112.10	2059.71	241.77	-2177.14	-1281.55
1121	681	SX399	SLU_ENV_NL	Max	40217.97	11719.32	-255.58	2168.70	306.65
1121	681	SX385	SLU_ENV_NL	Max	46196.18	13592.82	1004.82	820.80	306.65
1121	681	SX386	SLU_ENV_NL	Max	21508.02	6279.25	886.71	820.80	1282.15
1121	681	SX400	SLU_ENV_NL	Max	19590.40	5673.66	-93.37	2168.70	1282.15
1121	681	SX399	SLU_ENV_NL	Min	4111.99	2059.68	-816.27	-610.50	-1281.74
1121	681	SX385	SLU_ENV_NL	Min	2996.18	1740.92	-203.90	-3807.32	-1281.74
1121	681	SX386	SLU_ENV_NL	Min	-92720.04	-28061.21	-41.69	-3807.32	-307.42
1121	681	SX400	SLU_ENV_NL	Min	-85713.43	-26036.75	-934.38	-610.50	-307.42
1122	682	SX400	SLU_ENV_NL	Max	96578.01	28766.82	521.95	196.26	1293.98
1122	682	SX386	SLU_ENV_NL	Max	98372.96	29341.86	-85.68	4168.31	1293.98
1122	682	SX387	SLU_ENV_NL	Max	22492.42	7236.64	309.68	4168.31	281.55
1122	682	SX401	SLU_ENV_NL	Max	23457.05	7507.32	617.87	196.26	281.55
1122	682	SX400	SLU_ENV_NL	Min	-166721.70	-50341.56	222.51	-1860.38	-282.36
1122	682	SX386	SLU_ENV_NL	Min	-174466.98	-52582.96	-623.99	-1118.16	-282.36
1122	682	SX387	SLU_ENV_NL	Min	18504.02	5425.63	-745.94	-1118.16	-1292.45
1122	682	SX401	SLU_ENV_NL	Min	13326.37	3755.95	400.01	-1860.38	-1292.45

1140	683	SX239	SLU_ENV_NL	Max	52952.18	15445.28	25219.51	3028.68	3176.79
1140	683	DX239	SLU_ENV_NL	Max	52918.49	15477.58	25743.91	3028.68	2871.21
1140	683	DX226	SLU_ENV_NL	Max	48003.14	14798.91	25093.42	2122.63	2871.21
1140	683	SX226	SLU_ENV_NL	Max	47557.71	14707.69	24569.02	2122.63	3176.79
1140	683	SX239	SLU_ENV_NL	Min	-60621.27	-17788.39	-20804.75	-2743.89	-2871.29
1140	683	DX239	SLU_ENV_NL	Min	-70216.41	-20624.73	-19709.76	-2743.89	-3176.12
1140	683	DX226	SLU_ENV_NL	Min	-67848.33	-20794.69	-17712.21	-2355.15	-3176.12
1140	683	SX226	SLU_ENV_NL	Min	-58519.95	-17953.97	-18807.19	-2355.15	-2871.29
1141	684	SX226	SLU_ENV_NL	Max	46014.12	13317.24	24880.43	3283.39	3513.99
1141	684	DX226	SLU_ENV_NL	Max	46609.07	13543.18	23932.25	3283.39	3171.36
1141	684	DX213	SLU_ENV_NL	Max	43677.08	13542.66	23027.62	2405.95	3171.36
1141	684	SX213	SLU_ENV_NL	Max	43061.81	13405.54	23975.81	2405.95	3513.99
1141	684	SX226	SLU_ENV_NL	Min	-57125.82	-16698.04	-16547.32	-2969.79	-3172.01
1141	684	DX226	SLU_ENV_NL	Min	-66304.70	-19404.12	-16351.40	-2969.79	-3515.08
1141	684	DX213	SLU_ENV_NL	Min	-60668.28	-18687.77	-13824.92	-2673.45	-3515.08
1141	684	SX213	SLU_ENV_NL	Min	-52306.92	-16131.78	-14020.84	-2673.45	-3172.01
1142	685	SX213	SLU_ENV_NL	Max	41278.57	11798.94	22622.37	3840.08	4216.38
1142	685	DX213	SLU_ENV_NL	Max	42061.68	12087.46	23068.11	3840.08	3830.88
1142	685	DX200	SLU_ENV_NL	Max	35588.90	11207.72	22223.86	2997.52	3830.88
1142	685	SX200	SLU_ENV_NL	Max	33676.87	10687.70	21778.12	2997.52	4216.38
1142	685	SX213	SLU_ENV_NL	Min	-50691.53	-14676.63	-12075.33	-3494.80	-3830.06
1142	685	DX213	SLU_ENV_NL	Min	-58885.23	-17081.80	-11423.84	-3494.80	-4213.16
1142	685	DX200	SLU_ENV_NL	Min	-56186.98	-17439.86	-8992.56	-3303.60	-4213.16
1142	685	SX200	SLU_ENV_NL	Min	-47803.50	-14871.88	-9644.05	-3303.60	-3830.06
1143	686	SX200	SLU_ENV_NL	Max	31684.94	8893.61	22244.88	3972.97	4417.10
1143	686	DX200	SLU_ENV_NL	Max	33781.27	9579.64	22024.20	3972.97	4003.79
1143	686	DX187	SLU_ENV_NL	Max	30704.76	9766.17	18860.73	3183.05	4003.79
1143	686	SX187	SLU_ENV_NL	Max	28736.57	9232.84	19081.42	3183.05	4417.10
1143	686	SX200	SLU_ENV_NL	Min	-45995.64	-13243.06	-9015.61	-3605.86	-4007.12
1143	686	DX200	SLU_ENV_NL	Min	-54194.83	-15645.02	-6873.48	-3605.86	-4422.91
1143	686	DX187	SLU_ENV_NL	Min	-46341.70	-14515.94	-1408.94	-3518.57	-4422.91
1143	686	SX187	SLU_ENV_NL	Min	-39283.73	-12340.76	-3551.07	-3518.57	-4007.12
1146	687	SX239	SLU_ENV_NL	Max	54269.65	16632.18	26339.51	1591.16	2534.25
1146	687	SX252	SLU_ENV_NL	Max	57066.49	16768.66	26605.89	2511.49	2534.25
1146	687	DX252	SLU_ENV_NL	Max	56586.90	16660.99	25538.37	2511.49	2273.05
1146	687	DX239	SLU_ENV_NL	Max	54105.27	16546.66	25271.99	1591.16	2273.05
1146	687	SX239	SLU_ENV_NL	Min	-61808.03	-18857.44	-21467.75	-1783.68	-2272.86
1146	687	SX252	SLU_ENV_NL	Min	-64881.00	-19149.27	-23043.72	-2261.32	-2272.86
1146	687	DX252	SLU_ENV_NL	Min	-74929.85	-22127.73	-23686.98	-2261.32	-2534.04
1146	687	DX239	SLU_ENV_NL	Min	-71533.80	-21811.37	-22111.02	-1783.68	-2534.04
1147	688	SX252	SLU_ENV_NL	Max	58149.77	17744.60	25925.09	1288.56	2161.66
1147	688	SX265	SLU_ENV_NL	Max	63141.21	18642.70	25574.84	2217.85	2161.66
1147	688	DX265	SLU_ENV_NL	Max	61615.77	18215.90	25797.10	2217.85	1939.51
1147	688	DX252	SLU_ENV_NL	Max	57558.72	17536.45	26147.35	1288.56	1939.51
1147	688	SX252	SLU_ENV_NL	Min	-65852.81	-20024.68	-24582.29	-1445.42	-1939.52
1147	688	SX265	SLU_ENV_NL	Min	-66535.49	-19691.81	-25366.82	-1998.75	-1939.52
1147	688	DX265	SLU_ENV_NL	Min	-76303.42	-22591.54	-25129.71	-1998.75	-2161.00
1147	688	DX252	SLU_ENV_NL	Min	-76013.06	-23103.41	-24345.19	-1445.42	-2161.00
1148	689	SX265	SLU_ENV_NL	Max	64011.75	19427.28	25320.64	842.32	1612.94
1148	689	SX278	SLU_ENV_NL	Max	65922.53	19553.00	25580.41	1769.78	1612.94
1148	689	DX278	SLU_ENV_NL	Max	64460.16	19139.48	24479.06	1769.78	1432.22
1148	689	DX265	SLU_ENV_NL	Max	62393.58	18916.64	24219.29	842.32	1432.22
1148	689	SX265	SLU_ENV_NL	Min	-67313.23	-20392.34	-24211.30	-961.50	-1431.49
1148	689	SX278	SLU_ENV_NL	Min	-68745.78	-20425.36	-25368.83	-1584.55	-1431.49
1148	689	DX278	SLU_ENV_NL	Min	-79200.89	-23537.30	-27638.73	-1584.55	-1609.97
1148	689	DX265	SLU_ENV_NL	Min	-77173.64	-23375.06	-26481.19	-961.50	-1609.97
1149	690	SX278	SLU_ENV_NL	Max	52215.41	15839.08	27073.52	1107.20	1803.10
1149	690	SX291	SLU_ENV_NL	Max	56467.64	16765.83	26851.74	1798.59	1803.10
1149	690	DX291	SLU_ENV_NL	Max	55161.81	16393.81	26925.22	1798.59	1599.99
1149	690	DX278	SLU_ENV_NL	Max	52173.21	15806.70	27147.00	1107.20	1599.99
1149	690	SX278	SLU_ENV_NL	Min	-55569.40	-16825.48	-29000.05	-1256.33	-1599.70
1149	690	SX291	SLU_ENV_NL	Min	-57242.15	-17017.98	-29255.15	-1604.40	-1599.70
1149	690	DX291	SLU_ENV_NL	Min	-66207.60	-19688.17	-29727.05	-1604.40	-1801.70
1149	690	DX278	SLU_ENV_NL	Min	-65208.30	-19736.60	-29471.95	-1256.33	-1801.70
1150	691	SX291	SLU_ENV_NL	Max	57093.96	17270.87	24816.70	837.32	1475.11
1150	691	SX304	SLU_ENV_NL	Max	59968.75	17847.94	22403.31	1534.58	1475.11
1150	691	DX304	SLU_ENV_NL	Max	57321.39	17071.03	21256.58	1534.58	1296.01
1150	691	DX291	SLU_ENV_NL	Max	55715.14	16839.93	23669.97	837.32	1296.01
1150	691	SX291	SLU_ENV_NL	Min	-57795.39	-17463.79	-26283.58	-965.09	-1295.15
1150	691	SX304	SLU_ENV_NL	Min	-59963.97	-17864.02	-24085.22	-1358.58	-1295.15
1150	691	DX304	SLU_ENV_NL	Min	-68256.01	-20334.27	-25510.91	-1358.58	-1474.51
1150	691	DX291	SLU_ENV_NL	Min	-66833.76	-20192.66	-27709.26	-965.09	-1474.51
1151	692	SX304	SLU_ENV_NL	Max	60493.55	18270.90	19988.83	675.59	1271.16
1151	692	SX317	SLU_ENV_NL	Max	62984.93	18772.64	17951.69	1373.83	1271.16
1151	692	DX317	SLU_ENV_NL	Max	59652.36	17787.73	17952.43	1373.83	1116.61
1151	692	DX304	SLU_ENV_NL	Max	57782.37	17442.69	19989.57	675.59	1116.61
1151	692	SX304	SLU_ENV_NL	Min	-60424.87	-18235.41	-23490.50	-781.53	-1116.50
1151	692	SX317	SLU_ENV_NL	Min	-61808.11	-18434.48	-21500.45	-1216.88	-1116.50
1151	692	DX317	SLU_ENV_NL	Min	-69994.61	-20875.29	-20703.37	-1216.88	-1272.16
1151	692	DX304	SLU_ENV_NL	Min	-68780.85	-20757.35	-22693.42	-781.53	-1272.16
1152	693	SX317	SLU_ENV_NL	Max	63421.12	19124.10	16402.38	464.56	1011.16



1152	693	SX330	SLU_ENV_NL	Max	65161.32	19450.63	14570.25	1162.59	1011.16
1152	693	DX330	SLU_ENV_NL	Max	60942.06	18197.77	14059.38	1162.59	877.35
1152	693	DX317	SLU_ENV_NL	Max	60033.38	18094.86	15891.52	464.56	877.35
1152	693	SX317	SLU_ENV_NL	Min	-62189.11	-18741.56	-18902.20	-551.33	-877.28
1152	693	SX330	SLU_ENV_NL	Min	-63836.60	-19066.16	-16891.83	-1022.41	-877.28
1152	693	DX330	SLU_ENV_NL	Min	-71637.01	-21393.31	-17597.90	-1022.41	-1011.27
1152	693	DX317	SLU_ENV_NL	Min	-70430.89	-21227.06	-19608.28	-551.33	-1011.27
1153	694	SX330	SLU_ENV_NL	Max	65515.73	19736.22	13145.34	334.99	843.35
1153	694	SX343	SLU_ENV_NL	Max	67573.82	20190.65	11467.49	1028.31	843.35
1153	694	DX343	SLU_ENV_NL	Max	63554.22	18995.31	10697.96	1028.31	732.91
1153	694	DX330	SLU_ENV_NL	Max	61249.69	18445.87	12375.81	334.99	732.91
1153	694	SX330	SLU_ENV_NL	Min	-64144.13	-19313.90	-15584.71	-401.64	-731.71
1153	694	SX343	SLU_ENV_NL	Min	-63973.27	-19121.32	-13486.05	-906.21	-731.71
1153	694	DX343	SLU_ENV_NL	Min	-72391.54	-21635.80	-13041.72	-906.21	-843.99
1153	694	DX330	SLU_ENV_NL	Min	-71991.49	-21679.10	-15140.37	-401.64	-843.99
1154	695	SX343	SLU_ENV_NL	Max	67856.70	20418.55	9706.73	171.53	636.71
1154	695	SX356	SLU_ENV_NL	Max	68589.77	20515.39	7381.73	859.21	636.71
1154	695	DX356	SLU_ENV_NL	Max	61612.33	18430.91	7310.17	859.21	545.79
1154	695	DX343	SLU_ENV_NL	Max	63798.49	19192.34	9635.18	171.53	545.79
1154	695	SX343	SLU_ENV_NL	Min	-64217.42	-19317.97	-11224.27	-220.24	-545.58
1154	695	SX356	SLU_ENV_NL	Min	-67993.52	-20345.32	-9306.92	-753.37	-545.58
1154	695	DX356	SLU_ENV_NL	Min	-73797.05	-22077.49	-9656.94	-753.37	-637.05
1154	695	DX343	SLU_ENV_NL	Min	-72674.49	-21863.97	-11574.30	-220.24	-637.05
1155	696	SX356	SLU_ENV_NL	Max	68806.26	20689.81	4522.33	65.53	496.02
1155	696	SX369	SLU_ENV_NL	Max	69958.04	20939.48	2539.47	744.70	496.02
1155	696	DX369	SLU_ENV_NL	Max	65202.30	19519.63	2631.87	744.70	425.07
1155	696	DX356	SLU_ENV_NL	Max	61797.88	18580.42	4614.73	65.53	425.07
1155	696	SX356	SLU_ENV_NL	Min	-68179.09	-20494.93	-7966.70	-96.31	-425.66
1155	696	SX369	SLU_ENV_NL	Min	-66014.04	-19763.01	-6287.03	-655.44	-425.66
1155	696	DX369	SLU_ENV_NL	Min	-74307.55	-22244.24	-6078.45	-655.44	-496.38
1155	696	DX356	SLU_ENV_NL	Min	-74013.60	-22252.10	-7758.12	-96.31	-496.38
1156	697	SX369	SLU_ENV_NL	Max	70115.69	21066.45	1383.14	48.78	328.74
1156	697	SX382	SLU_ENV_NL	Max	70462.89	21107.12	793.56	606.46	328.74
1156	697	DX382	SLU_ENV_NL	Max	64764.03	19402.52	1748.79	606.46	277.33
1156	697	DX369	SLU_ENV_NL	Max	65336.64	19627.68	2338.37	48.78	277.33
1156	697	SX369	SLU_ENV_NL	Min	-66148.57	-19871.67	-4894.94	-62.15	-278.98
1156	697	SX382	SLU_ENV_NL	Min	-67531.61	-20232.38	-3596.57	-533.60	-278.98
1156	697	DX382	SLU_ENV_NL	Min	-75076.75	-22491.14	-3586.73	-533.60	-329.32
1156	697	DX369	SLU_ENV_NL	Min	-74465.28	-22371.47	-4885.10	-62.15	-329.32
1157	698	SX382	SLU_ENV_NL	Max	70564.75	21189.14	1156.34	156.79	204.06
1157	698	SX396	SLU_ENV_NL	Max	71171.55	21331.75	836.49	502.88	204.06
1157	698	DX395	SLU_ENV_NL	Max	65178.88	19536.80	713.35	502.88	174.18
1157	698	DX382	SLU_ENV_NL	Max	64850.38	19471.98	1033.20	156.79	174.18
1157	698	SX382	SLU_ENV_NL	Min	-67618.07	-20302.21	-2669.32	-152.28	-173.86
1157	698	SX396	SLU_ENV_NL	Min	-67796.59	-20322.19	-1650.83	-447.23	-173.86
1157	698	DX395	SLU_ENV_NL	Min	-75166.80	-22530.26	-1516.88	-447.23	-204.32
1157	698	DX382	SLU_ENV_NL	Min	-75178.68	-22573.38	-2535.37	-152.28	-204.32
1158	699	SX396	SLU_ENV_NL	Max	71222.20	21372.49	486.37	279.21	60.73
1158	699	SX409	SLU_ENV_NL	Max	71279.79	21378.11	-13.57	382.66	60.73
1158	699	DX408	SLU_ENV_NL	Max	65197.02	19554.18	116.99	382.66	51.12
1158	699	DX395	SLU_ENV_NL	Max	65221.93	19571.50	616.94	279.21	51.12
1158	699	SX396	SLU_ENV_NL	Min	-67839.63	-20356.87	-1049.77	-257.27	-51.35
1158	699	SX409	SLU_ENV_NL	Min	-68013.82	-20399.16	-324.00	-344.11	-51.35
1158	699	DX408	SLU_ENV_NL	Min	-75337.75	-22595.35	-61.21	-344.11	-61.34
1158	699	DX395	SLU_ENV_NL	Min	-75217.52	-22571.23	-786.97	-257.27	-61.34
1177	700	SX243	SLU_ENV_NL	Max	51612.60	15051.11	21145.79	2743.90	3121.23
1177	700	SX230	SLU_ENV_NL	Max	46251.60	14308.15	19154.48	2313.39	3121.23
1177	700	DX230	SLU_ENV_NL	Max	48002.69	14798.78	17963.55	2313.39	2871.22
1177	700	DX243	SLU_ENV_NL	Max	52918.37	15477.54	19954.86	2743.90	2871.22
1177	700	SX243	SLU_ENV_NL	Min	-60621.12	-17788.35	-25219.66	-2976.32	-2871.29
1177	700	SX230	SLU_ENV_NL	Min	-58520.11	-17954.02	-24569.17	-2122.63	-2871.29
1177	700	DX230	SLU_ENV_NL	Min	-67346.56	-20636.48	-25093.38	-2122.63	-3120.63
1177	700	DX243	SLU_ENV_NL	Min	-69612.41	-20451.22	-25743.87	-2976.32	-3120.63
1178	701	SX230	SLU_ENV_NL	Max	44735.45	12942.43	16851.39	2969.80	3450.61
1178	701	SX217	SLU_ENV_NL	Max	41971.16	13069.56	14330.29	2624.49	3450.61
1178	701	DX217	SLU_ENV_NL	Max	43676.84	13542.59	14161.42	2624.49	3171.38
1178	701	DX230	SLU_ENV_NL	Max	46608.61	13543.05	16682.52	2969.80	3171.38
1178	701	SX230	SLU_ENV_NL	Min	-57125.97	-16698.08	-24880.43	-3224.97	-3172.03
1178	701	SX217	SLU_ENV_NL	Min	-52306.81	-16131.76	-23975.81	-2405.97	-3172.03
1178	701	DX217	SLU_ENV_NL	Min	-60160.74	-18526.74	-23027.74	-2405.97	-3451.76
1178	701	DX230	SLU_ENV_NL	Min	-65830.36	-19270.59	-23932.36	-3224.97	-3451.76
1179	702	SX217	SLU_ENV_NL	Max	40221.06	11492.83	12478.41	3494.82	4136.05
1179	702	SX204	SLU_ENV_NL	Max	32674.42	10375.82	10059.59	3239.61	4136.05
1179	702	DX204	SLU_ENV_NL	Max	35588.32	11207.54	9274.80	3239.61	3830.90
1179	702	DX217	SLU_ENV_NL	Max	42061.43	12087.38	11693.62	3494.82	3830.90
1179	702	SX217	SLU_ENV_NL	Min	-50691.41	-14676.59	-22622.52	-3767.99	-3830.09
1179	702	SX204	SLU_ENV_NL	Min	-47803.67	-14871.93	-21778.26	-2997.54	-3830.09
1179	702	DX204	SLU_ENV_NL	Min	-55853.72	-17328.77	-22223.83	-2997.54	-4132.92
1179	702	DX217	SLU_ENV_NL	Min	-58410.82	-16950.59	-23068.09	-3767.99	-4132.92
1180	703	SX204	SLU_ENV_NL	Max	30720.77	8616.23	9396.70	3605.89	4331.48
1180	703	SX191	SLU_ENV_NL	Max	28031.17	9009.35	3823.55	3449.31	4331.48



Autorità Portuale di Taranto
Interventi per il dragaggio di 2,3 M³ di sedimenti in area Molo Polisettoriale e per la realizzazione di un primo lotto della cassa di colmata funzionale all'ampliamento del V Sporgente del Porto di Taranto

Allegati alla relazione di calcolo strutturale allineamento "BC"

Data 05/2016
Rev. B
c.d.c.: C296A
514B

1180	703	DX191	SLU_ENV_NL	Max	30704.33	9766.05	1720.83	3449.31	4003.83
1180	703	DX204	SLU_ENV_NL	Max	33780.67	9579.45	7293.97	3605.89	4003.83
1180	703	SX204	SLU_ENV_NL	Min	-45995.80	-13243.10	-22244.91	-3897.19	-4007.15
1180	703	SX191	SLU_ENV_NL	Min	-39283.62	-12340.73	-19081.49	-3183.08	-4007.15
1180	703	DX191	SLU_ENV_NL	Min	-45997.04	-14400.70	-18860.84	-3183.08	-4337.39
1180	703	DX204	SLU_ENV_NL	Min	-53899.82	-15568.36	-22024.26	-3897.19	-4337.39
1185	704	SX413	SLU_ENV_NL	Max	69765.20	20923.80	347.02	344.11	60.10
1185	704	SX400	SLU_ENV_NL	Max	69765.97	20935.55	1094.24	257.27	60.10
1185	704	DX399	SLU_ENV_NL	Max	65221.84	19571.48	786.33	257.27	51.12
1185	704	DX412	SLU_ENV_NL	Max	65196.95	19554.16	39.11	344.11	51.12
1185	704	SX413	SLU_ENV_NL	Min	-68013.73	-20399.14	13.56	-377.29	-51.36
1185	704	SX400	SLU_ENV_NL	Min	-67839.55	-20356.85	-486.39	-274.83	-51.36
1185	704	DX399	SLU_ENV_NL	Min	-74515.09	-22360.46	-616.93	-274.83	-60.80
1185	704	DX412	SLU_ENV_NL	Min	-74691.99	-22401.67	-116.98	-377.29	-60.80
1186	705	SX400	SLU_ENV_NL	Max	69715.72	20895.14	1673.66	447.23	202.62
1186	705	SX386	SLU_ENV_NL	Max	69076.18	20742.43	2700.02	152.28	202.62
1186	705	DX386	SLU_ENV_NL	Max	64850.32	19471.96	2586.68	152.28	174.18
1186	705	DX399	SLU_ENV_NL	Max	65178.79	19536.77	1560.32	447.23	174.18
1186	705	SX400	SLU_ENV_NL	Min	-67796.51	-20322.17	-836.47	-496.77	-173.86
1186	705	SX386	SLU_ENV_NL	Min	-67617.94	-20302.17	-1156.32	-153.16	-173.86
1186	705	DX386	SLU_ENV_NL	Min	-74513.63	-22373.72	-1033.23	-153.16	-202.83
1186	705	DX399	SLU_ENV_NL	Min	-74464.77	-22319.80	-713.38	-496.77	-202.83
1187	706	SX386	SLU_ENV_NL	Max	68975.10	20661.04	3655.44	533.60	326.14
1187	706	SX373	SLU_ENV_NL	Max	68652.86	20627.35	4963.51	62.15	326.14
1187	706	DX373	SLU_ENV_NL	Max	65336.45	19627.63	4948.95	62.15	277.33
1187	706	DX386	SLU_ENV_NL	Max	64763.97	19402.50	3640.88	533.60	277.33
1187	706	SX386	SLU_ENV_NL	Min	-67531.48	-20232.34	-793.63	-599.41	-278.98
1187	706	SX373	SLU_ENV_NL	Min	-66148.55	-19871.67	-1383.22	-46.12	-278.98
1187	706	DX373	SLU_ENV_NL	Min	-73783.58	-22166.71	-2338.32	-46.12	-326.74
1187	706	DX386	SLU_ENV_NL	Min	-74412.48	-22292.10	-1748.73	-599.41	-326.74
1188	707	SX373	SLU_ENV_NL	Max	68496.50	20501.41	6369.17	655.44	491.87
1188	707	SX360	SLU_ENV_NL	Max	67328.20	20246.00	8058.26	97.62	491.87
1188	707	DX360	SLU_ENV_NL	Max	61797.60	18580.34	7847.62	97.62	425.08
1188	707	DX373	SLU_ENV_NL	Max	65202.11	19519.57	6158.53	655.44	425.08
1188	707	SX373	SLU_ENV_NL	Min	-66014.01	-19763.00	-2539.49	-736.36	-425.67
1188	707	SX360	SLU_ENV_NL	Min	-68179.12	-20494.94	-4522.35	-65.54	-425.67
1188	707	DX360	SLU_ENV_NL	Min	-73361.80	-22056.16	-4614.73	-65.54	-492.22
1188	707	DX373	SLU_ENV_NL	Min	-73627.14	-22040.52	-2631.87	-736.36	-492.22
1189	708	SX360	SLU_ENV_NL	Max	67113.56	20073.07	9407.87	753.37	631.15
1189	708	SX347	SLU_ENV_NL	Max	66407.30	19983.19	11334.54	220.32	631.15
1189	708	DX347	SLU_ENV_NL	Max	63798.29	19192.28	11693.37	220.32	545.80
1189	708	DX360	SLU_ENV_NL	Max	61612.06	18430.82	9766.71	753.37	545.80
1189	708	SX360	SLU_ENV_NL	Min	-67993.55	-20345.32	-7381.74	-849.72	-545.59
1189	708	SX347	SLU_ENV_NL	Min	-64217.37	-19317.95	-9706.74	-171.53	-545.59
1189	708	DX347	SLU_ENV_NL	Min	-72013.92	-21665.27	-9635.20	-171.53	-631.50
1189	708	DX360	SLU_ENV_NL	Min	-73147.11	-21883.04	-7310.20	-849.72	-631.50
1190	709	SX347	SLU_ENV_NL	Max	66127.06	19757.41	13626.01	906.21	835.13
1190	709	SX334	SLU_ENV_NL	Max	64062.97	19299.59	15733.68	399.40	835.13
1190	709	DX334	SLU_ENV_NL	Max	61249.52	18445.82	15268.68	399.40	732.91
1190	709	DX347	SLU_ENV_NL	Max	63554.02	18995.24	13161.01	906.21	732.91
1190	709	SX347	SLU_ENV_NL	Min	-63973.21	-19121.30	-11467.47	-1016.62	-731.71
1190	709	SX334	SLU_ENV_NL	Min	-64144.03	-19313.87	-13145.32	-334.99	-731.71
1190	709	DX334	SLU_ENV_NL	Min	-71363.49	-21489.91	-12375.87	-334.99	-835.77
1190	709	DX347	SLU_ENV_NL	Min	-71733.59	-21439.21	-10698.02	-1016.62	-835.77
1191	710	SX334	SLU_ENV_NL	Max	63712.08	19016.85	17039.80	1022.41	1000.90
1191	710	SX321	SLU_ENV_NL	Max	62019.08	18702.50	19059.68	547.29	1000.90
1191	710	DX321	SLU_ENV_NL	Max	60033.26	18094.82	19775.79	547.29	877.35
1191	710	DX334	SLU_ENV_NL	Max	60941.88	18197.72	17755.92	1022.41	877.35
1191	710	SX334	SLU_ENV_NL	Min	-63836.50	-19066.13	-14570.27	-1149.26	-877.28
1191	710	SX321	SLU_ENV_NL	Min	-62188.95	-18741.51	-16402.40	-464.56	-877.28
1191	710	DX321	SLU_ENV_NL	Min	-69789.09	-21033.53	-15891.55	-464.56	-1001.03
1191	710	DX334	SLU_ENV_NL	Min	-71012.53	-21206.95	-14059.41	-1149.26	-1001.03
1192	711	SX321	SLU_ENV_NL	Max	61587.61	18354.84	21700.44	1216.88	1256.71
1192	711	SX308	SLU_ENV_NL	Max	59109.49	17854.28	23699.09	773.84	1256.71
1192	711	DX308	SLU_ENV_NL	Max	57782.14	17442.62	22855.68	773.84	1116.61
1192	711	DX321	SLU_ENV_NL	Max	59652.25	17787.69	20857.02	1216.88	1116.61
1192	711	SX321	SLU_ENV_NL	Min	-61807.95	-18434.43	-17951.75	-1357.05	-1116.50
1192	711	SX308	SLU_ENV_NL	Min	-60424.82	-18235.40	-19988.89	-675.59	-1116.50
1192	711	DX308	SLU_ENV_NL	Min	-68172.56	-20573.47	-19989.58	-675.59	-1257.75
1192	711	DX321	SLU_ENV_NL	Min	-69357.53	-20685.56	-17952.43	-1357.05	-1257.75
1193	712	SX308	SLU_ENV_NL	Max	58590.76	17436.23	24270.32	1358.57	1457.73
1193	712	SX295	SLU_ENV_NL	Max	55772.94	16872.88	26480.67	954.78	1457.73
1193	712	DX295	SLU_ENV_NL	Max	55715.13	16839.92	27931.92	954.78	1296.00
1193	712	DX308	SLU_ENV_NL	Max	57321.17	17070.97	25721.57	1358.57	1296.00
1193	712	SX308	SLU_ENV_NL	Min	-59963.93	-17864.01	-22403.27	-1515.44	-1295.15
1193	712	SX295	SLU_ENV_NL	Min	-57795.14	-17463.71	-24816.67	-837.32	-1295.15
1193	712	DX295	SLU_ENV_NL	Min	-66225.22	-20008.42	-23670.08	-837.32	-1457.13
1193	712	DX308	SLU_ENV_NL	Min	-67653.80	-20155.29	-21256.69	-1515.44	-1457.13
1194	713	SX295	SLU_ENV_NL	Max	55154.42	16374.14	29505.56	1604.39	1779.62
1194	713	SX282	SLU_ENV_NL	Max	50902.52	15442.95	29238.74	1240.68	1779.62
1194	713	DX282	SLU_ENV_NL	Max	52173.01	15806.64	29670.63	1240.68	1599.98



1194	713	DX295	SLU_ENV_NL	Max	55161.80	16393.81	29937.45	1604.39	1599.98
1194	713	SX295	SLU_ENV_NL	Min	-57241.90	-17017.91	-26851.84	-1774.45	-1599.69
1194	713	SX282	SLU_ENV_NL	Min	-55569.36	-16825.47	-27073.63	-1107.19	-1599.69
1194	713	DX282	SLU_ENV_NL	Min	-64675.64	-19574.53	-27146.98	-1107.19	-1778.23
1194	713	DX295	SLU_ENV_NL	Min	-65606.87	-19510.22	-26925.19	-1774.45	-1778.23
1195	714	SX282	SLU_ENV_NL	Max	64294.48	19067.68	25565.50	1584.55	1590.62
1195	714	SX269	SLU_ENV_NL	Max	62468.51	18961.22	24414.74	948.96	1590.62
1195	714	DX269	SLU_ENV_NL	Max	62393.52	18916.62	26696.48	948.96	1432.21
1195	714	DX282	SLU_ENV_NL	Max	64459.91	19139.41	27847.24	1584.55	1432.21
1195	714	SX282	SLU_ENV_NL	Min	-68745.73	-20425.35	-25580.38	-1744.51	-1431.48
1195	714	SX269	SLU_ENV_NL	Min	-67313.01	-20392.27	-25320.61	-842.31	-1431.48
1195	714	DX269	SLU_ENV_NL	Min	-76486.78	-23165.91	-24219.39	-842.31	-1587.68
1195	714	DX282	SLU_ENV_NL	Min	-78544.33	-23343.42	-24479.16	-1744.51	-1587.68
1196	715	SX269	SLU_ENV_NL	Max	61610.82	18188.21	25629.82	1998.75	2128.29
1196	715	SX256	SLU_ENV_NL	Max	56625.45	17282.67	24854.84	1423.27	2128.29
1196	715	DX256	SLU_ENV_NL	Max	57558.38	17536.35	24558.49	1423.27	1939.51
1196	715	DX269	SLU_ENV_NL	Max	61615.72	18215.88	25333.47	1998.75	1939.51
1196	715	SX269	SLU_ENV_NL	Min	-66535.27	-19691.75	-25574.98	-2183.48	-1939.51
1196	715	SX256	SLU_ENV_NL	Min	-65852.88	-20024.70	-25925.23	-1288.56	-1939.51
1196	715	DX256	SLU_ENV_NL	Min	-75414.47	-22919.21	-26147.29	-1288.56	-2127.67
1196	715	DX269	SLU_ENV_NL	Min	-75629.40	-22393.95	-25797.04	-2183.48	-2127.67
1197	716	SX256	SLU_ENV_NL	Max	55559.34	16322.22	23304.80	2261.32	2493.13
1197	716	SX243	SLU_ENV_NL	Max	52907.77	16217.91	21741.19	1754.61	2493.13
1197	716	DX243	SLU_ENV_NL	Max	54105.14	16546.62	22385.94	1754.61	2273.06
1197	716	DX256	SLU_ENV_NL	Max	56586.56	16660.89	23949.55	2261.32	2273.06
1197	716	SX256	SLU_ENV_NL	Min	-64881.08	-19149.30	-26605.86	-2470.91	-2272.87
1197	716	SX243	SLU_ENV_NL	Min	-61807.89	-18857.39	-26339.48	-1591.16	-2272.87
1197	716	DX243	SLU_ENV_NL	Min	-70907.53	-21617.80	-25272.11	-1591.16	-2492.99
1197	716	DX256	SLU_ENV_NL	Min	-74348.43	-21958.99	-25538.49	-2470.91	-2492.99
1202	717	SX85	SLU_ENV_NL	Max	455.25	136.58	-6941.52	3.084E-04	53.02
1202	717	SX72	SLU_ENV_NL	Max	-507.02	-152.11	-6760.45	77.29	53.02
1202	717	DX72	SLU_ENV_NL	Max	2508.08	745.07	-5428.70	77.29	2.106E-03
1202	717	DX85	SLU_ENV_NL	Max	2855.61	864.04	-5609.78	3.084E-04	2.106E-03
1202	717	SX85	SLU_ENV_NL	Min	-8539.48	-2569.19	-11539.44	-12.58	-2.012E-03
1202	717	SX72	SLU_ENV_NL	Min	-9016.59	-2697.63	-10324.46	-3.182E-03	-2.012E-03
1202	717	DX72	SLU_ENV_NL	Min	-507.53	-152.26	-10606.30	-3.182E-03	-53.03
1202	717	DX85	SLU_ENV_NL	Min	454.74	136.42	-11821.28	-12.58	-53.03
1203	718	SX72	SLU_ENV_NL	Max	-507.02	-152.11	-6450.96	6.339E-05	58.65
1203	718	SX59	SLU_ENV_NL	Max	370.82	111.25	-6154.08	82.58	58.65
1203	718	DX59	SLU_ENV_NL	Max	3321.92	988.45	-4747.32	82.58	1.745E-03
1203	718	DX72	SLU_ENV_NL	Max	2533.84	768.28	-5044.20	6.339E-05	1.745E-03
1203	718	SX72	SLU_ENV_NL	Min	-9042.36	-2720.84	-10128.24	-16.81	-1.838E-03
1203	718	SX59	SLU_ENV_NL	Min	-8397.59	-2511.15	-9643.61	-2.973E-03	-1.838E-03
1203	718	DX59	SLU_ENV_NL	Min	370.30	111.09	-9475.62	-2.973E-03	-58.64
1203	718	DX72	SLU_ENV_NL	Min	-507.53	-152.26	-9960.26	-16.81	-58.64
1204	719	SX59	SLU_ENV_NL	Max	370.82	111.25	-6316.73	-6.302E-04	64.21
1204	719	SX46	SLU_ENV_NL	Max	29.42	8.83	-6007.00	87.89	64.21
1204	719	DX46	SLU_ENV_NL	Max	2750.41	816.22	-3467.38	87.89	1.031E-03
1204	719	DX59	SLU_ENV_NL	Max	3350.27	1013.98	-3777.11	-6.302E-04	1.031E-03
1204	719	SX59	SLU_ENV_NL	Min	-8425.94	-2536.68	-10082.81	-20.96	-9.465E-04
1204	719	SX46	SLU_ENV_NL	Min	-9182.73	-2745.92	-9703.76	-2.306E-03	-9.465E-04
1204	719	DX46	SLU_ENV_NL	Min	28.90	8.67	-8411.98	-2.306E-03	-64.23
1204	719	DX59	SLU_ENV_NL	Min	370.30	111.09	-8791.02	-20.96	-64.23
1205	720	SX46	SLU_ENV_NL	Max	29.42	8.83	-6104.05	-1.389E-03	66.83
1205	720	SX33	SLU_ENV_NL	Max	614.04	184.21	-5848.32	90.72	66.83
1205	720	DX33	SLU_ENV_NL	Max	3422.35	1017.44	-2376.12	90.72	5.519E-05
1205	720	DX46	SLU_ENV_NL	Max	2780.64	843.45	-2631.85	-1.389E-03	5.519E-05
1205	720	SX46	SLU_ENV_NL	Min	-9212.96	-2773.15	-10096.90	-22.54	-1.432E-04
1205	720	SX33	SLU_ENV_NL	Min	-8734.56	-2611.10	-9384.24	-1.557E-03	-1.432E-04
1205	720	DX33	SLU_ENV_NL	Min	613.52	184.06	-6974.77	-1.557E-03	-66.82
1205	720	DX46	SLU_ENV_NL	Min	28.90	8.67	-7687.42	-22.54	-66.82
1206	721	SX33	SLU_ENV_NL	Max	614.04	184.21	-6393.12	-1.760E-03	65.86
1206	721	SX20	SLU_ENV_NL	Max	-5529.53	-1658.86	-5842.10	90.47	65.86
1206	721	DX20	SLU_ENV_NL	Max	-4834.22	-1459.36	-735.03	90.47	-2.412E-04
1206	721	DX33	SLU_ENV_NL	Max	3452.94	1044.98	-1286.06	-1.760E-03	-2.412E-04
1206	721	SX33	SLU_ENV_NL	Min	-8765.16	-2638.69	-9411.03	-21.03	4.391E-04
1206	721	SX20	SLU_ENV_NL	Min	-17213.07	-5154.78	-7458.98	-1.184E-03	4.391E-04
1206	721	DX20	SLU_ENV_NL	Min	-5530.05	-1659.02	-3509.51	-1.184E-03	-65.70
1206	721	DX33	SLU_ENV_NL	Min	613.52	184.06	-5461.56	-21.03	-65.70
1207	722	SX20	SLU_ENV_NL	Max	-5529.53	-1658.86	-3112.26	-1.359E-03	45.77
1207	722	SX7	SLU_ENV_NL	Max	-8167.17	-2450.15	-1904.57	73.72	45.77
1207	722	DX7	SLU_ENV_NL	Max	-5123.88	-1543.36	52.74	73.72	2.436E-04
1207	722	DX20	SLU_ENV_NL	Max	-4808.61	-1436.39	-1154.94	-1.359E-03	2.436E-04
1207	722	SX20	SLU_ENV_NL	Min	-17238.76	-5178.02	-3426.44	-3.22	-2.106E-05
1207	722	SX7	SLU_ENV_NL	Min	-17664.96	-5293.10	-2660.04	-1.583E-03	-2.106E-05
1207	722	DX7	SLU_ENV_NL	Min	-8167.70	-2450.31	-438.32	-1.583E-03	-45.02
1207	722	DX20	SLU_ENV_NL	Min	-5530.05	-1659.02	-1204.72	-3.22	-45.02
1208	723	SX163	SLU_ENV_NL	Max	-930.21	-279.06	-7781.05	35.69	1.671E-03
1208	723	SX150	SLU_ENV_NL	Max	-2773.20	-831.96	-1668.31	26.63	1.671E-03
1208	723	DX150	SLU_ENV_NL	Max	658.28	198.23	8209.55	26.63	5.35
1208	723	DX163	SLU_ENV_NL	Max	5627.98	1687.65	2096.81	35.69	5.35



Autorità Portuale di Taranto
Interventi per il dragaggio di 2,3 M³ di sedimenti in area Molo Polisettoriale e per la realizzazione di un primo lotto della cassa di colmata funzionale all'ampliamento del V Sporgente del Porto di Taranto

Allegati alla relazione di calcolo strutturale allineamento "BC"

Data 05/2016
Rev. B
c.d.c.: C296A
514B



1208	723	SX163	SLU_ENV_NL	Min	-5415.51	-1623.91	-18683.31	-2.875E-03	-5.34
1208	723	SX150	SLU_ENV_NL	Min	-10372.14	-3112.38	-24154.41	-5.338E-06	-5.34
1208	723	DX150	SLU_ENV_NL	Min	-2773.71	-832.11	-20319.60	-5.338E-06	-1.715E-03
1208	723	DX163	SLU_ENV_NL	Min	-930.72	-279.22	-14848.50	-2.875E-03	-1.715E-03
1209	724	SX150	SLU_ENV_NL	Max	-2773.20	-831.96	-4240.67	40.27	9.749E-04
1209	724	SX137	SLU_ENV_NL	Max	-1942.46	-582.74	-2452.90	21.89	9.749E-04
1209	724	DX137	SLU_ENV_NL	Max	2521.00	757.80	3077.51	21.89	10.82
1209	724	DX150	SLU_ENV_NL	Max	654.55	194.87	1289.74	40.27	10.82
1209	724	SX150	SLU_ENV_NL	Min	-10368.41	-3109.01	-20314.90	-2.276E-03	-10.87
1209	724	SX137	SLU_ENV_NL	Min	-8475.45	-2544.14	-21690.27	-5.791E-04	-10.87
1209	724	DX137	SLU_ENV_NL	Min	-1942.96	-582.89	-19120.18	-5.791E-04	-1.027E-03
1209	724	DX150	SLU_ENV_NL	Min	-2773.71	-832.11	-17744.81	-2.276E-03	-1.027E-03
1210	725	SX137	SLU_ENV_NL	Max	-1942.46	-582.74	-3366.29	22.20	10.48
1210	725	SX124	SLU_ENV_NL	Max	-2643.54	-793.06	-5169.76	39.96	10.48
1210	725	DX124	SLU_ENV_NL	Max	1137.24	339.72	-524.17	39.96	-7.435E-04
1210	725	DX137	SLU_ENV_NL	Max	2520.92	757.73	1279.29	22.20	-7.435E-04
1210	725	SX137	SLU_ENV_NL	Min	-8475.36	-2544.06	-21364.76	-2.060E-03	7.678E-04
1210	725	SX124	SLU_ENV_NL	Min	-9884.66	-2963.94	-20765.07	-7.787E-04	7.678E-04
1210	725	DX124	SLU_ENV_NL	Min	-2644.04	-793.21	-19127.67	-7.787E-04	-10.48
1210	725	DX137	SLU_ENV_NL	Min	-1942.96	-582.89	-19727.35	-2.060E-03	-10.48
1211	726	SX124	SLU_ENV_NL	Max	-2643.54	-793.06	-4725.76	12.05	22.65
1211	726	SX111	SLU_ENV_NL	Max	-2130.45	-639.13	-5009.32	50.43	22.65
1211	726	DX111	SLU_ENV_NL	Max	2192.80	654.70	-2705.39	50.43	-1.959E-04
1211	726	DX124	SLU_ENV_NL	Max	1144.88	346.60	-2421.83	12.05	-1.959E-04
1211	726	SX124	SLU_ENV_NL	Min	-9892.30	-2970.83	-20482.09	-1.561E-03	1.501E-04
1211	726	SX111	SLU_ENV_NL	Min	-8899.73	-2666.78	-20552.27	-1.268E-03	1.501E-04
1211	726	DX111	SLU_ENV_NL	Min	-2130.95	-639.28	-19776.77	-1.268E-03	-22.64
1211	726	DX124	SLU_ENV_NL	Min	-2644.04	-793.21	-19706.59	-1.561E-03	-22.64
1212	727	SX111	SLU_ENV_NL	Max	-2130.45	-639.13	-5705.57	1.47	35.45
1212	727	SX98	SLU_ENV_NL	Max	-3410.03	-1023.01	-6389.84	61.55	35.45
1212	727	DX98	SLU_ENV_NL	Max	1218.33	360.59	-4273.31	61.55	-4.690E-05
1212	727	DX111	SLU_ENV_NL	Max	2206.20	666.77	-3589.04	1.47	-4.690E-05
1212	727	SX111	SLU_ENV_NL	Min	-8913.13	-2678.85	-19858.01	-1.484E-03	1.191E-04
1212	727	SX98	SLU_ENV_NL	Min	-9987.62	-2991.37	-18448.23	-1.343E-03	1.191E-04
1212	727	DX98	SLU_ENV_NL	Min	-3410.53	-1023.16	-18316.55	-1.343E-03	-35.45
1212	727	DX111	SLU_ENV_NL	Min	-2130.95	-639.28	-19726.33	-1.484E-03	-35.45
1213	728	SX98	SLU_ENV_NL	Max	-3410.03	-1023.01	-6510.31	-2.014E-04	44.06
1213	728	SX85	SLU_ENV_NL	Max	455.25	136.57	-6767.91	69.23	44.06
1213	728	DX85	SLU_ENV_NL	Max	2833.22	843.86	-5995.20	69.23	1.346E-03
1213	728	DX98	SLU_ENV_NL	Max	1236.67	377.11	-5737.61	-2.014E-04	1.346E-03
1213	728	SX98	SLU_ENV_NL	Min	-10005.96	-3007.90	-15073.83	-5.44	-1.529E-03
1213	728	SX85	SLU_ENV_NL	Min	-8517.08	-2549.02	-13015.62	-2.638E-03	-1.529E-03
1213	728	DX85	SLU_ENV_NL	Min	454.74	136.42	-14308.34	-2.638E-03	-44.05
1213	728	DX98	SLU_ENV_NL	Min	-3410.53	-1023.16	-16366.56	-5.44	-44.05
1214	729	SX241	SLU_ENV_NL	Max	-1766.56	-529.97	14292.40	9.931E-03	101.51
1214	729	SX228	SLU_ENV_NL	Max	-1968.73	-590.62	12185.94	105.17	101.51
1214	729	DX228	SLU_ENV_NL	Max	-1969.18	-590.75	13479.30	105.17	1.325E-02
1214	729	DX241	SLU_ENV_NL	Max	-1766.98	-530.10	15585.77	9.931E-03	1.325E-02
1214	729	SX241	SLU_ENV_NL	Min	-9316.87	-2809.13	-19192.57	-66.88	-1.311E-02
1214	729	SX228	SLU_ENV_NL	Min	-9517.77	-2841.26	-18324.30	-1.241E-02	-1.311E-02
1214	729	DX228	SLU_ENV_NL	Min	-2613.08	-797.99	-17796.46	-1.241E-02	-101.51
1214	729	DX241	SLU_ENV_NL	Min	-2660.25	-784.01	-18664.73	-66.88	-101.51
1215	730	SX228	SLU_ENV_NL	Max	-1968.72	-590.62	10120.57	5.653E-03	128.27
1215	730	SX215	SLU_ENV_NL	Max	-2712.02	-813.61	7551.79	128.93	128.27
1215	730	DX215	SLU_ENV_NL	Max	-2712.51	-813.75	9351.05	128.93	8.127E-03
1215	730	DX228	SLU_ENV_NL	Max	-1969.19	-590.76	11919.83	5.653E-03	8.127E-03
1215	730	SX228	SLU_ENV_NL	Min	-9570.78	-2889.01	-17771.82	-88.46	-8.378E-03
1215	730	SX215	SLU_ENV_NL	Min	-10161.97	-3030.81	-16674.72	-8.335E-03	-8.378E-03
1215	730	DX215	SLU_ENV_NL	Min	-2837.84	-869.13	-16082.61	-8.335E-03	-128.24
1215	730	DX228	SLU_ENV_NL	Min	-2560.07	-750.25	-17179.71	-88.46	-128.24
1216	731	SX215	SLU_ENV_NL	Max	-2712.02	-813.60	5441.72	3.824E-03	175.64
1216	731	SX202	SLU_ENV_NL	Max	-2829.64	-848.89	2640.23	170.53	175.64
1216	731	DX202	SLU_ENV_NL	Max	-2745.36	-847.96	4711.70	170.53	6.260E-03
1216	731	DX215	SLU_ENV_NL	Max	-2712.51	-805.97	7513.19	3.824E-03	6.260E-03
1216	731	SX215	SLU_ENV_NL	Min	-10232.08	-3093.97	-16210.41	-127.17	-6.092E-03
1216	731	SX202	SLU_ENV_NL	Min	-10638.95	-3167.34	-14974.06	-6.643E-03	-6.092E-03
1216	731	DX202	SLU_ENV_NL	Min	-2830.14	-849.04	-14048.41	-6.643E-03	-175.65
1216	731	DX215	SLU_ENV_NL	Min	-2767.73	-813.75	-15284.76	-127.17	-175.65
1217	732	SX202	SLU_ENV_NL	Max	-2829.63	-848.89	144.90	-1.817E-04	222.71
1217	732	SX189	SLU_ENV_NL	Max	-3278.60	-983.58	-2247.20	212.28	222.71
1217	732	DX189	SLU_ENV_NL	Max	-2018.30	-636.35	189.41	212.28	1.381E-03
1217	732	DX202	SLU_ENV_NL	Max	-2653.47	-765.19	2581.51	-1.817E-04	1.381E-03
1217	732	SX202	SLU_ENV_NL	Min	-10730.84	-3250.13	-14207.45	-165.14	-1.603E-03
1217	732	SX189	SLU_ENV_NL	Min	-10639.84	-3161.08	-13476.81	-2.710E-03	-1.603E-03
1217	732	DX189	SLU_ENV_NL	Min	-3279.12	-983.74	-12523.77	-2.710E-03	-222.64
1217	732	DX202	SLU_ENV_NL	Min	-2830.14	-849.04	-13254.41	-165.14	-222.64
1218	733	SX189	SLU_ENV_NL	Max	-3278.60	-983.58	-4562.45	-8.346E-05	302.50
1218	733	SX176	SLU_ENV_NL	Max	-4481.70	-1344.51	-8949.37	282.42	302.50
1218	733	DX176	SLU_ENV_NL	Max	-4362.53	-1344.66	-6637.57	282.42	1.764E-03
1218	733	DX189	SLU_ENV_NL	Max	-1897.15	-527.22	-2250.65	-8.346E-05	1.764E-03
1218	733	SX189	SLU_ENV_NL	Min	-10761.00	-3270.23	-12873.12	-230.28	-1.487E-03



Autorità Portuale di Taranto
Interventi per il dragaggio di 2,3 M³ di sedimenti in area Molo Polisettoriale e per la realizzazione di un primo lotto della cassa di colmata funzionale all'ampliamento del V Sporgente del Porto di Taranto

Allegati alla relazione di calcolo strutturale allineamento "BC"

Data 05/2016
Rev. B
c.d.c.: C296A
514B



1218	733	SX176	SLU_ENV_NL	Min	-13965.61	-4147.75	-10579.63	-2.838E-03	-1.487E-03
1218	733	DX176	SLU_ENV_NL	Min	-4482.21	-1350.69	-9449.16	-2.838E-03	-302.49
1218	733	DX189	SLU_ENV_NL	Min	-3279.12	-983.74	-11742.64	-230.28	-302.49
1219	734	SX176	SLU_ENV_NL	Max	-4481.70	-1344.51	-7396.15	-3.265E-03	387.21
1219	734	SX163	SLU_ENV_NL	Max	-930.21	-279.06	-7869.08	357.42	387.21
1219	734	DX163	SLU_ENV_NL	Max	5539.91	1608.33	-11674.91	357.42	-1.899E-03
1219	734	DX176	SLU_ENV_NL	Max	-4203.44	-1207.39	-10403.49	-3.265E-03	-1.899E-03
1219	734	SX176	SLU_ENV_NL	Min	-14124.71	-4291.09	-8910.73	-298.73	2.363E-03
1219	734	SX163	SLU_ENV_NL	Min	-5327.42	-1544.55	-10182.15	3.477E-04	2.363E-03
1219	734	DX163	SLU_ENV_NL	Min	-930.72	-279.22	-12640.20	3.477E-04	-387.06
1219	734	DX176	SLU_ENV_NL	Min	-4482.21	-1344.66	-12167.27	-298.73	-387.06
1222	735	SX411	SLU_ENV_NL	Max	35.95	10.79	89.65	9.35	0.47
1222	735	SX398	SLU_ENV_NL	Max	-68.74	-20.62	395.60	10.13	0.47
1222	735	DX397	SLU_ENV_NL	Max	1799.72	539.87	427.70	10.13	-1.410E-03
1222	735	DX410	SLU_ENV_NL	Max	2221.26	666.42	79.35	9.35	-1.410E-03
1222	735	SX411	SLU_ENV_NL	Min	-2090.57	-627.22	21.69	-1.305E-03	1.417E-03
1222	735	SX398	SLU_ENV_NL	Min	-2513.46	-753.99	-44.99	1.091E-03	1.417E-03
1222	735	DX397	SLU_ENV_NL	Min	-68.78	-20.64	-55.29	1.091E-03	-0.45
1222	735	DX410	SLU_ENV_NL	Min	35.90	10.77	53.78	-1.305E-03	-0.45
1223	736	SX398	SLU_ENV_NL	Max	-68.74	-20.62	854.77	6.79	3.50
1223	736	SX384	SLU_ENV_NL	Max	139.43	41.83	1437.31	12.73	3.50
1223	736	DX384	SLU_ENV_NL	Max	1479.99	443.66	1394.78	12.73	-4.173E-03
1223	736	DX397	SLU_ENV_NL	Max	1800.48	540.48	812.24	6.79	-4.173E-03
1223	736	SX398	SLU_ENV_NL	Min	-2514.22	-754.60	-73.68	-3.623E-03	4.180E-03
1223	736	SX384	SLU_ENV_NL	Min	-2844.92	-853.14	1.22	3.456E-03	4.180E-03
1223	736	DX384	SLU_ENV_NL	Min	139.40	41.82	89.46	3.456E-03	-3.51
1223	736	DX397	SLU_ENV_NL	Min	-68.78	-20.63	14.55	-3.623E-03	-3.51
1224	737	SX384	SLU_ENV_NL	Max	139.43	41.83	2231.28	5.89	4.60
1224	737	SX371	SLU_ENV_NL	Max	-9.32	-2.80	3091.23	13.69	4.60
1224	737	DX371	SLU_ENV_NL	Max	1108.50	332.10	3028.88	13.69	-7.204E-03
1224	737	DX384	SLU_ENV_NL	Max	1481.54	444.91	2168.93	5.89	-7.204E-03
1224	737	SX384	SLU_ENV_NL	Min	-2846.47	-854.39	137.29	-6.099E-03	7.104E-03
1224	737	SX371	SLU_ENV_NL	Min	-3232.92	-969.43	-68.54	6.026E-03	7.104E-03
1224	737	DX371	SLU_ENV_NL	Min	-9.33	-2.80	-83.23	6.026E-03	-4.60
1224	737	DX384	SLU_ENV_NL	Min	139.40	41.82	122.60	-6.099E-03	-4.60
1225	738	SX371	SLU_ENV_NL	Max	-9.32	-2.80	4245.81	2.98	8.09
1225	738	SX358	SLU_ENV_NL	Max	-2936.47	-880.94	5489.69	16.70	8.09
1225	738	DX358	SLU_ENV_NL	Max	752.77	225.05	5319.69	16.70	-7.038E-03
1225	738	DX371	SLU_ENV_NL	Max	1110.92	334.06	4075.81	2.98	-7.038E-03
1225	738	SX371	SLU_ENV_NL	Min	-3235.35	-971.39	-856.81	-5.888E-03	6.910E-03
1225	738	SX358	SLU_ENV_NL	Min	-3617.08	-1084.34	-2336.14	5.932E-03	6.910E-03
1225	738	DX358	SLU_ENV_NL	Min	-2936.45	-880.94	-1814.21	5.932E-03	-8.09
1225	738	DX371	SLU_ENV_NL	Min	-9.33	-2.80	-334.88	-5.888E-03	-8.09
1226	739	SX358	SLU_ENV_NL	Max	-2936.47	-880.94	6884.66	1.70	9.70
1226	739	SX345	SLU_ENV_NL	Max	-107.76	-32.33	8362.45	18.14	9.70
1226	739	DX345	SLU_ENV_NL	Max	455.52	135.72	8274.08	18.14	-3.509E-04
1226	739	DX358	SLU_ENV_NL	Max	756.17	227.79	6796.29	1.70	-3.509E-04
1226	739	SX358	SLU_ENV_NL	Min	-3620.48	-1087.08	-4510.18	-2.835E-04	4.421E-04
1226	739	SX345	SLU_ENV_NL	Min	-3949.40	-1183.88	-6313.57	3.886E-04	4.421E-04
1226	739	DX345	SLU_ENV_NL	Min	-107.74	-32.32	-6831.64	3.886E-04	-9.70
1226	739	DX358	SLU_ENV_NL	Min	-2936.45	-880.94	-5028.24	-2.835E-04	-9.70
1227	740	SX345	SLU_ENV_NL	Max	-107.76	-32.33	10102.15	2.575E-03	14.23
1227	740	SX332	SLU_ENV_NL	Max	-273.17	-81.95	11789.05	22.07	14.23
1227	740	DX332	SLU_ENV_NL	Max	-273.16	-81.95	11624.42	22.07	3.048E-03
1227	740	DX345	SLU_ENV_NL	Max	460.09	139.40	9937.52	2.575E-03	3.048E-03
1227	740	SX345	SLU_ENV_NL	Min	-3953.98	-1187.57	-7832.22	-2.04	-2.931E-03
1227	740	SX332	SLU_ENV_NL	Min	-4746.41	-1422.55	-9123.80	-2.491E-03	-2.931E-03
1227	740	DX332	SLU_ENV_NL	Min	-290.89	-88.64	-9052.71	-2.491E-03	-14.23
1227	740	DX345	SLU_ENV_NL	Min	-107.74	-32.32	-7761.12	-2.04	-14.23
1228	741	SX332	SLU_ENV_NL	Max	-273.17	-81.95	13390.29	5.100E-03	16.84
1228	741	SX319	SLU_ENV_NL	Max	-303.47	-91.04	15010.65	24.42	16.84
1228	741	DX319	SLU_ENV_NL	Max	-303.48	-91.04	15076.07	24.42	5.980E-03
1228	741	DX332	SLU_ENV_NL	Max	-273.16	-81.95	13455.71	5.100E-03	5.980E-03
1228	741	SX332	SLU_ENV_NL	Min	-4752.35	-1427.33	-10309.46	-4.13	-6.046E-03
1228	741	SX319	SLU_ENV_NL	Min	-5598.30	-1677.86	-11724.49	-5.091E-03	-6.046E-03
1228	741	DX319	SLU_ENV_NL	Min	-1081.84	-326.18	-11933.76	-5.091E-03	-16.84
1228	741	DX332	SLU_ENV_NL	Min	-284.95	-83.86	-10518.74	-4.13	-16.84
1229	742	SX319	SLU_ENV_NL	Max	-303.47	-91.04	16832.32	8.946E-03	23.24
1229	742	SX306	SLU_ENV_NL	Max	66.84	20.05	18482.03	30.00	23.24
1229	742	DX306	SLU_ENV_NL	Max	66.80	20.04	18318.52	30.00	1.069E-02
1229	742	DX319	SLU_ENV_NL	Max	-303.48	-91.05	16668.82	8.946E-03	1.069E-02
1229	742	SX319	SLU_ENV_NL	Min	-5605.96	-1684.03	-13456.70	-9.38	-1.057E-02
1229	742	SX306	SLU_ENV_NL	Min	-6256.98	-1874.85	-15102.81	-9.076E-03	-1.057E-02
1229	742	DX306	SLU_ENV_NL	Min	-1657.50	-499.50	-15102.65	-9.076E-03	-23.23
1229	742	DX319	SLU_ENV_NL	Min	-1074.18	-320.01	-13456.54	-9.38	-23.23
1230	743	SX306	SLU_ENV_NL	Max	66.85	20.06	19966.22	1.322E-02	27.67
1230	743	SX293	SLU_ENV_NL	Max	217.71	65.31	21726.13	33.98	27.67
1230	743	DX293	SLU_ENV_NL	Max	217.61	65.28	21869.48	33.98	1.577E-02
1230	743	DX306	SLU_ENV_NL	Max	66.80	20.04	20109.56	1.322E-02	1.577E-02
1230	743	SX306	SLU_ENV_NL	Min	-6266.71	-1882.69	-16745.19	-12.93	-1.585E-02
1230	743	SX293	SLU_ENV_NL	Min	-7393.22	-2215.29	-18639.09	-1.357E-02	-1.585E-02



Autorità Portuale di Taranto
Interventi per il dragaggio di 2,3 M m³ di sedimenti in area Molo Polisettoriale e per la realizzazione di un primo lotto della cassa di colmata funzionale all'ampliamento del V Sporgente del Porto di Taranto

Allegati alla relazione di calcolo strutturale allineamento "BC"

Data 05/2016
Rev. B
c.d.c.: C296A
514B



1230	743	DX293	SLU_ENV_NL	Min	-2693.64	-810.77	-18829.90	-1.357E-02	-27.68
1230	743	DX306	SLU_ENV_NL	Min	-1647.77	-491.65	-16936.00	-12.93	-27.68
1231	744	SX293	SLU_ENV_NL	Max	217.72	65.32	24350.80	1.832E-02	37.27
1231	744	SX280	SLU_ENV_NL	Max	467.74	140.32	24164.55	42.38	37.27
1231	744	DX280	SLU_ENV_NL	Max	467.56	140.27	23838.51	42.38	2.206E-02
1231	744	DX293	SLU_ENV_NL	Max	217.60	65.28	24024.76	1.832E-02	2.206E-02
1231	744	SX293	SLU_ENV_NL	Min	-7405.63	-2225.29	-21242.86	-20.79	-2.196E-02
1231	744	SX280	SLU_ENV_NL	Min	-7319.50	-2192.24	-21488.56	-1.898E-02	-2.196E-02
1231	744	DX280	SLU_ENV_NL	Min	-2486.51	-749.56	-21435.13	-1.898E-02	-37.27
1231	744	DX293	SLU_ENV_NL	Min	-2681.23	-800.77	-21189.42	-20.79	-37.27
1232	745	SX280	SLU_ENV_NL	Max	467.77	140.33	21882.39	1.582E-02	36.27
1232	745	SX267	SLU_ENV_NL	Max	-315.37	-94.61	20652.74	48.01	36.27
1232	745	DX267	SLU_ENV_NL	Max	-315.66	-94.70	20739.68	48.01	1.944E-02
1232	745	DX280	SLU_ENV_NL	Max	467.52	140.25	21969.33	1.582E-02	1.944E-02
1232	745	SX280	SLU_ENV_NL	Min	-7919.16	-2380.78	-20060.13	-13.46	-1.967E-02
1232	745	SX267	SLU_ENV_NL	Min	-7217.58	-2160.25	-19620.70	-1.732E-02	-1.967E-02
1232	745	DX267	SLU_ENV_NL	Min	-1055.33	-321.62	-19530.00	-1.732E-02	-36.27
1232	745	DX280	SLU_ENV_NL	Min	-1845.54	-548.64	-19969.43	-13.46	-36.27
1233	746	SX267	SLU_ENV_NL	Max	-315.36	-94.61	20141.87	1.512E-02	55.81
1233	746	SX254	SLU_ENV_NL	Max	-1066.93	-320.08	19128.70	65.00	55.81
1233	746	DX254	SLU_ENV_NL	Max	-1067.29	-320.18	19688.73	65.00	1.898E-02
1233	746	DX267	SLU_ENV_NL	Max	-315.67	-94.70	20701.90	1.512E-02	1.898E-02
1233	746	SX267	SLU_ENV_NL	Min	-7238.82	-2179.38	-20357.16	-29.58	-1.891E-02
1233	746	SX254	SLU_ENV_NL	Min	-8468.62	-2532.85	-20335.48	-1.699E-02	-1.891E-02
1233	746	DX254	SLU_ENV_NL	Min	-2127.51	-645.99	-20011.76	-1.699E-02	-55.80
1233	746	DX267	SLU_ENV_NL	Min	-1034.08	-302.49	-20033.45	-29.58	-55.80
1234	747	SX254	SLU_ENV_NL	Max	-1066.93	-320.08	17721.57	1.226E-02	72.16
1234	747	SX241	SLU_ENV_NL	Max	-1766.57	-529.97	15897.38	79.47	72.16
1234	747	DX241	SLU_ENV_NL	Max	-1766.98	-530.09	16979.53	79.47	1.564E-02
1234	747	DX254	SLU_ENV_NL	Max	-1067.30	-320.19	18803.72	1.226E-02	1.564E-02
1234	747	SX254	SLU_ENV_NL	Min	-8498.15	-2559.45	-20172.85	-42.83	-1.589E-02
1234	747	SX241	SLU_ENV_NL	Min	-9276.80	-2773.04	-19518.72	-1.447E-02	-1.589E-02
1234	747	DX241	SLU_ENV_NL	Min	-2700.31	-820.09	-19237.00	-1.447E-02	-72.15
1234	747	DX254	SLU_ENV_NL	Min	-2097.99	-619.40	-19891.13	-42.83	-72.15

Table: Grid Lines, Part 1 of 2

CoordSys	AxisDir	GridID	XRYZCoord m	LineType	LineColor	Visible	BubbleLoc
GLOBAL	X		-2.92523	Primary	Gray8Dark	Yes	End
GLOBAL	X		0.00000	Primary	Gray8Dark	Yes	End
GLOBAL	X		2.95000	Primary	Gray8Dark	Yes	End
GLOBAL	Y		0.00000	Primary	Gray8Dark	Yes	End
GLOBAL	Z		0.00000	Primary	Gray8Dark	Yes	End
GLOBAL	Z		1.18000	Primary	Gray8Dark	Yes	End

Table: Grid Lines, Part 2 of 2

CoordSys	AllVisible	BubbleSize m
GLOBAL	Yes	2.438400
GLOBAL		
GLOBAL		
GLOBAL		
GLOBAL		
GLOBAL		

Table: Joint Coordinates, Part 1 of 2

Joint	CoordSys	CoordType	XorR m	Y m	Z m	SpecialJt	GlobalX m
DX1	GLOBAL	Cartesian	-2.87523	-1.18000	-29.00000	No	-2.87523
DX2	GLOBAL	Cartesian	-2.72518	-1.18000	-29.00000	No	-2.72518
DX3	GLOBAL	Cartesian	-2.57508	-1.18000	-29.00000	No	-2.57508
DX4	GLOBAL	Cartesian	-1.71605	-1.18000	-29.00000	No	-1.71605
DX5	GLOBAL	Cartesian	-1.28703	-1.18000	-29.00000	No	-1.28703
DX6	GLOBAL	Cartesian	-0.85801	-1.18000	-29.00000	No	-0.85801
DX7	GLOBAL	Cartesian	8.149E-14	-1.18000	-29.00000	No	8.149E-14
DX8	GLOBAL	Cartesian	0.85800	-1.18000	-29.00000	No	0.85800
DX9	GLOBAL	Cartesian	1.28703	-1.18000	-29.00000	No	1.28703
SX1	GLOBAL	Cartesian	-2.87523	0.00000	-29.00000	Yes	-2.87523
SX2	GLOBAL	Cartesian	-2.71595	0.00000	-29.00000	Yes	-2.71595
SX3	GLOBAL	Cartesian	-2.57508	0.00000	-29.00000	Yes	-2.57508
SX4	GLOBAL	Cartesian	-1.71605	0.00000	-29.00000	Yes	-1.71605
SX5	GLOBAL	Cartesian	-1.28703	0.00000	-29.00000	No	-1.28703



Autorità Portuale di Taranto
Interventi per il dragaggio di 2,3 M³ di sedimenti in area Molo Polisettoriale e per la realizzazione di un primo lotto della cassa di colmata funzionale all'ampliamento del V Sporgente del Porto di Taranto

Allegati alla relazione di calcolo strutturale allineamento "BC"

Data 05/2016
Rev. B
c.d.c.: C296A
514B

SX6	GLOBAL	Cartesian	-0.85801	0.00000	-29.00000	Yes	-0.85801
SX7	GLOBAL	Cartesian	8.149E-14	0.00000	-29.00000	Yes	8.149E-14
SX8	GLOBAL	Cartesian	0.85800	0.00000	-29.00000	Yes	0.85800
SX9	GLOBAL	Cartesian	1.28703	0.00000	-29.00000	No	1.28703
DX10	GLOBAL	Cartesian	1.71605	-1.18000	-29.00000	No	1.71605
DX11	GLOBAL	Cartesian	2.57508	-1.18000	-29.00000	No	2.57508
DX12	GLOBAL	Cartesian	2.72518	-1.18000	-29.00000	No	2.72518
DX13	GLOBAL	Cartesian	2.87523	-1.18000	-29.00000	No	2.87523
DX14	GLOBAL	Cartesian	-2.87523	-1.18000	-28.00000	No	-2.87523
DX15	GLOBAL	Cartesian	-2.72518	-1.18000	-28.00000	No	-2.72518
DX16	GLOBAL	Cartesian	-2.57508	-1.18000	-28.00000	No	-2.57508
DX17	GLOBAL	Cartesian	-1.71605	-1.18000	-28.00000	No	-1.71605
DX18	GLOBAL	Cartesian	-1.28703	-1.18000	-28.00000	No	-1.28703
DX19	GLOBAL	Cartesian	-0.85801	-1.18000	-28.00000	No	-0.85801
DX20	GLOBAL	Cartesian	8.149E-14	-1.18000	-28.00000	No	8.149E-14
DX21	GLOBAL	Cartesian	0.85800	-1.18000	-28.00000	No	0.85800
DX22	GLOBAL	Cartesian	1.28703	-1.18000	-28.00000	No	1.28703
DX23	GLOBAL	Cartesian	1.71605	-1.18000	-28.00000	No	1.71605
DX24	GLOBAL	Cartesian	2.57508	-1.18000	-28.00000	No	2.57508
DX25	GLOBAL	Cartesian	2.72518	-1.18000	-28.00000	No	2.72518
DX26	GLOBAL	Cartesian	2.87523	-1.18000	-28.00000	No	2.87523
DX27	GLOBAL	Cartesian	-2.87523	-1.18000	-27.00000	No	-2.87523
DX28	GLOBAL	Cartesian	-2.72518	-1.18000	-27.00000	No	-2.72518
DX29	GLOBAL	Cartesian	-2.57508	-1.18000	-27.00000	No	-2.57508
DX30	GLOBAL	Cartesian	-1.71605	-1.18000	-27.00000	No	-1.71605
DX31	GLOBAL	Cartesian	-1.28703	-1.18000	-27.00000	No	-1.28703
DX32	GLOBAL	Cartesian	-0.85801	-1.18000	-27.00000	No	-0.85801
DX33	GLOBAL	Cartesian	8.149E-14	-1.18000	-27.00000	No	8.149E-14
DX34	GLOBAL	Cartesian	0.85800	-1.18000	-27.00000	No	0.85800
DX35	GLOBAL	Cartesian	1.28703	-1.18000	-27.00000	No	1.28703
DX36	GLOBAL	Cartesian	1.71605	-1.18000	-27.00000	No	1.71605
DX37	GLOBAL	Cartesian	2.57508	-1.18000	-27.00000	No	2.57508
DX38	GLOBAL	Cartesian	2.72518	-1.18000	-27.00000	No	2.72518
DX39	GLOBAL	Cartesian	2.87523	-1.18000	-27.00000	No	2.87523
DX40	GLOBAL	Cartesian	-2.87523	-1.18000	-26.00000	No	-2.87523
DX41	GLOBAL	Cartesian	-2.72518	-1.18000	-26.00000	No	-2.72518
DX42	GLOBAL	Cartesian	-2.57508	-1.18000	-26.00000	No	-2.57508
DX43	GLOBAL	Cartesian	-1.71605	-1.18000	-26.00000	No	-1.71605
DX44	GLOBAL	Cartesian	-1.28703	-1.18000	-26.00000	No	-1.28703
DX45	GLOBAL	Cartesian	-0.85801	-1.18000	-26.00000	No	-0.85801
DX46	GLOBAL	Cartesian	8.149E-14	-1.18000	-26.00000	No	8.149E-14
DX47	GLOBAL	Cartesian	0.85800	-1.18000	-26.00000	No	0.85800
DX48	GLOBAL	Cartesian	1.28703	-1.18000	-26.00000	No	1.28703
DX49	GLOBAL	Cartesian	1.71605	-1.18000	-26.00000	No	1.71605
DX50	GLOBAL	Cartesian	2.57508	-1.18000	-26.00000	No	2.57508
DX51	GLOBAL	Cartesian	2.72518	-1.18000	-26.00000	No	2.72518
DX52	GLOBAL	Cartesian	2.87523	-1.18000	-26.00000	No	2.87523
DX53	GLOBAL	Cartesian	-2.87523	-1.18000	-25.00000	No	-2.87523
DX54	GLOBAL	Cartesian	-2.72518	-1.18000	-25.00000	No	-2.72518
DX55	GLOBAL	Cartesian	-2.57508	-1.18000	-25.00000	No	-2.57508
DX56	GLOBAL	Cartesian	-1.71605	-1.18000	-25.00000	No	-1.71605
DX57	GLOBAL	Cartesian	-1.28703	-1.18000	-25.00000	No	-1.28703
DX58	GLOBAL	Cartesian	-0.85801	-1.18000	-25.00000	No	-0.85801
DX59	GLOBAL	Cartesian	8.149E-14	-1.18000	-25.00000	No	8.149E-14
DX60	GLOBAL	Cartesian	0.85800	-1.18000	-25.00000	No	0.85800
DX61	GLOBAL	Cartesian	1.28703	-1.18000	-25.00000	No	1.28703
DX62	GLOBAL	Cartesian	1.71605	-1.18000	-25.00000	No	1.71605
DX63	GLOBAL	Cartesian	2.57508	-1.18000	-25.00000	No	2.57508
DX64	GLOBAL	Cartesian	2.72518	-1.18000	-25.00000	No	2.72518
DX65	GLOBAL	Cartesian	2.87523	-1.18000	-25.00000	No	2.87523
DX66	GLOBAL	Cartesian	-2.87523	-1.18000	-24.00000	No	-2.87523
DX67	GLOBAL	Cartesian	-2.72518	-1.18000	-24.00000	No	-2.72518
DX68	GLOBAL	Cartesian	-2.57508	-1.18000	-24.00000	No	-2.57508
DX69	GLOBAL	Cartesian	-1.71605	-1.18000	-24.00000	No	-1.71605
DX70	GLOBAL	Cartesian	-1.28703	-1.18000	-24.00000	No	-1.28703
DX71	GLOBAL	Cartesian	-0.85801	-1.18000	-24.00000	No	-0.85801
DX72	GLOBAL	Cartesian	8.149E-14	-1.18000	-24.00000	No	8.149E-14
DX73	GLOBAL	Cartesian	0.85800	-1.18000	-24.00000	No	0.85800
DX74	GLOBAL	Cartesian	1.28703	-1.18000	-24.00000	No	1.28703
DX75	GLOBAL	Cartesian	1.71605	-1.18000	-24.00000	No	1.71605
DX76	GLOBAL	Cartesian	2.57508	-1.18000	-24.00000	No	2.57508
DX77	GLOBAL	Cartesian	2.72518	-1.18000	-24.00000	No	2.72518
DX78	GLOBAL	Cartesian	2.87523	-1.18000	-24.00000	No	2.87523
DX79	GLOBAL	Cartesian	-2.87523	-1.18000	-23.00000	No	-2.87523
DX80	GLOBAL	Cartesian	-2.72518	-1.18000	-23.00000	No	-2.72518
DX81	GLOBAL	Cartesian	-2.57508	-1.18000	-23.00000	No	-2.57508
DX82	GLOBAL	Cartesian	-1.71605	-1.18000	-23.00000	No	-1.71605
DX83	GLOBAL	Cartesian	-1.28703	-1.18000	-23.00000	No	-1.28703
DX84	GLOBAL	Cartesian	-0.85801	-1.18000	-23.00000	No	-0.85801
DX85	GLOBAL	Cartesian	8.149E-14	-1.18000	-23.00000	No	8.149E-14
DX86	GLOBAL	Cartesian	0.85800	-1.18000	-23.00000	No	0.85800



DX87	GLOBAL	Cartesian	1.28703	-1.18000	-23.00000	No	1.28703
DX88	GLOBAL	Cartesian	1.71605	-1.18000	-23.00000	No	1.71605
DX89	GLOBAL	Cartesian	2.57508	-1.18000	-23.00000	No	2.57508
DX90	GLOBAL	Cartesian	2.72518	-1.18000	-23.00000	No	2.72518
DX91	GLOBAL	Cartesian	2.87523	-1.18000	-23.00000	No	2.87523
DX92	GLOBAL	Cartesian	-2.87523	-1.18000	-22.00000	No	-2.87523
DX93	GLOBAL	Cartesian	-2.72518	-1.18000	-22.00000	No	-2.72518
DX94	GLOBAL	Cartesian	-2.57508	-1.18000	-22.00000	No	-2.57508
DX95	GLOBAL	Cartesian	-1.71605	-1.18000	-22.00000	No	-1.71605
DX96	GLOBAL	Cartesian	-1.28703	-1.18000	-22.00000	No	-1.28703
DX97	GLOBAL	Cartesian	-0.85801	-1.18000	-22.00000	No	-0.85801
DX98	GLOBAL	Cartesian	8.149E-14	-1.18000	-22.00000	No	8.149E-14
DX99	GLOBAL	Cartesian	0.85800	-1.18000	-22.00000	No	0.85800
SX10	GLOBAL	Cartesian	1.71605	0.00000	-29.00000	Yes	1.71605
SX11	GLOBAL	Cartesian	2.57508	0.00000	-29.00000	Yes	2.57508
SX12	GLOBAL	Cartesian	2.72516	0.00000	-29.00000	No	2.72516
SX13	GLOBAL	Cartesian	2.87523	0.00000	-29.00000	Yes	2.87523
SX14	GLOBAL	Cartesian	-2.87523	0.00000	-28.00000	Yes	-2.87523
SX15	GLOBAL	Cartesian	-2.71595	0.00000	-28.00000	Yes	-2.71595
SX16	GLOBAL	Cartesian	-2.57508	0.00000	-28.00000	Yes	-2.57508
SX17	GLOBAL	Cartesian	-1.71605	0.00000	-28.00000	Yes	-1.71605
SX18	GLOBAL	Cartesian	-1.28703	0.00000	-28.00000	No	-1.28703
SX19	GLOBAL	Cartesian	-0.85801	0.00000	-28.00000	Yes	-0.85801
SX20	GLOBAL	Cartesian	8.149E-14	0.00000	-28.00000	Yes	8.149E-14
SX21	GLOBAL	Cartesian	0.85800	0.00000	-28.00000	Yes	0.85800
SX22	GLOBAL	Cartesian	1.28703	0.00000	-28.00000	No	1.28703
SX23	GLOBAL	Cartesian	1.71605	0.00000	-28.00000	Yes	1.71605
SX24	GLOBAL	Cartesian	2.57508	0.00000	-28.00000	Yes	2.57508
SX25	GLOBAL	Cartesian	2.72516	0.00000	-28.00000	No	2.72516
SX26	GLOBAL	Cartesian	2.87523	0.00000	-28.00000	Yes	2.87523
SX27	GLOBAL	Cartesian	-2.87523	0.00000	-27.00000	Yes	-2.87523
SX28	GLOBAL	Cartesian	-2.71595	0.00000	-27.00000	Yes	-2.71595
SX29	GLOBAL	Cartesian	-2.57508	0.00000	-27.00000	Yes	-2.57508
SX30	GLOBAL	Cartesian	-1.71605	0.00000	-27.00000	Yes	-1.71605
SX31	GLOBAL	Cartesian	-1.28703	0.00000	-27.00000	No	-1.28703
SX32	GLOBAL	Cartesian	-0.85801	0.00000	-27.00000	Yes	-0.85801
SX33	GLOBAL	Cartesian	8.149E-14	0.00000	-27.00000	Yes	8.149E-14
SX34	GLOBAL	Cartesian	0.85800	0.00000	-27.00000	Yes	0.85800
SX35	GLOBAL	Cartesian	1.28703	0.00000	-27.00000	No	1.28703
SX36	GLOBAL	Cartesian	1.71605	0.00000	-27.00000	Yes	1.71605
SX37	GLOBAL	Cartesian	2.57508	0.00000	-27.00000	Yes	2.57508
SX38	GLOBAL	Cartesian	2.72516	0.00000	-27.00000	No	2.72516
SX39	GLOBAL	Cartesian	2.87523	0.00000	-27.00000	Yes	2.87523
SX40	GLOBAL	Cartesian	-2.87523	0.00000	-26.00000	Yes	-2.87523
SX41	GLOBAL	Cartesian	-2.71595	0.00000	-26.00000	Yes	-2.71595
SX42	GLOBAL	Cartesian	-2.57508	0.00000	-26.00000	Yes	-2.57508
SX43	GLOBAL	Cartesian	-1.71605	0.00000	-26.00000	Yes	-1.71605
SX44	GLOBAL	Cartesian	-1.28703	0.00000	-26.00000	No	-1.28703
SX45	GLOBAL	Cartesian	-0.85801	0.00000	-26.00000	Yes	-0.85801
SX46	GLOBAL	Cartesian	8.149E-14	0.00000	-26.00000	Yes	8.149E-14
SX47	GLOBAL	Cartesian	0.85800	0.00000	-26.00000	Yes	0.85800
SX48	GLOBAL	Cartesian	1.28703	0.00000	-26.00000	No	1.28703
SX49	GLOBAL	Cartesian	1.71605	0.00000	-26.00000	Yes	1.71605
SX50	GLOBAL	Cartesian	2.57508	0.00000	-26.00000	Yes	2.57508
SX51	GLOBAL	Cartesian	2.72516	0.00000	-26.00000	No	2.72516
SX52	GLOBAL	Cartesian	2.87523	0.00000	-26.00000	Yes	2.87523
SX53	GLOBAL	Cartesian	-2.87523	0.00000	-25.00000	Yes	-2.87523
SX54	GLOBAL	Cartesian	-2.71595	0.00000	-25.00000	Yes	-2.71595
SX55	GLOBAL	Cartesian	-2.57508	0.00000	-25.00000	Yes	-2.57508
SX56	GLOBAL	Cartesian	-1.71605	0.00000	-25.00000	Yes	-1.71605
SX57	GLOBAL	Cartesian	-1.28703	0.00000	-25.00000	No	-1.28703
SX58	GLOBAL	Cartesian	-0.85801	0.00000	-25.00000	Yes	-0.85801
SX59	GLOBAL	Cartesian	8.149E-14	0.00000	-25.00000	Yes	8.149E-14
SX60	GLOBAL	Cartesian	0.85800	0.00000	-25.00000	Yes	0.85800
SX61	GLOBAL	Cartesian	1.28703	0.00000	-25.00000	No	1.28703
SX62	GLOBAL	Cartesian	1.71605	0.00000	-25.00000	Yes	1.71605
SX63	GLOBAL	Cartesian	2.57508	0.00000	-25.00000	Yes	2.57508
SX64	GLOBAL	Cartesian	2.72516	0.00000	-25.00000	No	2.72516
SX65	GLOBAL	Cartesian	2.87523	0.00000	-25.00000	Yes	2.87523
SX66	GLOBAL	Cartesian	-2.87523	0.00000	-24.00000	Yes	-2.87523
SX67	GLOBAL	Cartesian	-2.71595	0.00000	-24.00000	Yes	-2.71595
SX68	GLOBAL	Cartesian	-2.57508	0.00000	-24.00000	Yes	-2.57508
SX69	GLOBAL	Cartesian	-1.71605	0.00000	-24.00000	Yes	-1.71605
SX70	GLOBAL	Cartesian	-1.28703	0.00000	-24.00000	No	-1.28703
SX71	GLOBAL	Cartesian	-0.85801	0.00000	-24.00000	Yes	-0.85801
SX72	GLOBAL	Cartesian	8.149E-14	0.00000	-24.00000	Yes	8.149E-14
SX73	GLOBAL	Cartesian	0.85800	0.00000	-24.00000	Yes	0.85800
SX74	GLOBAL	Cartesian	1.28703	0.00000	-24.00000	No	1.28703
SX75	GLOBAL	Cartesian	1.71605	0.00000	-24.00000	Yes	1.71605
SX76	GLOBAL	Cartesian	2.57508	0.00000	-24.00000	Yes	2.57508
SX77	GLOBAL	Cartesian	2.72516	0.00000	-24.00000	No	2.72516



Autorità Portuale di Taranto
Interventi per il dragaggio di 2,3 M m³ di sedimenti in area Molo Polisettoriale e per la realizzazione di un primo lotto della cassa di colmata funzionale all'ampliamento del V Sporgente del Porto di Taranto

Allegati alla relazione di calcolo strutturale allineamento "BC"

Data 05/2016
Rev. B
c.d.c.: C296A
514B

SX78	GLOBAL	Cartesian	2.87523	0.00000	-24.00000	Yes	2.87523
SX79	GLOBAL	Cartesian	-2.87523	0.00000	-23.00000	Yes	-2.87523
SX80	GLOBAL	Cartesian	-2.71595	0.00000	-23.00000	Yes	-2.71595
SX81	GLOBAL	Cartesian	-2.57508	0.00000	-23.00000	Yes	-2.57508
SX82	GLOBAL	Cartesian	-1.71605	0.00000	-23.00000	Yes	-1.71605
SX83	GLOBAL	Cartesian	-1.28703	0.00000	-23.00000	No	-1.28703
SX84	GLOBAL	Cartesian	-0.85801	0.00000	-23.00000	Yes	-0.85801
SX85	GLOBAL	Cartesian	8.149E-14	0.00000	-23.00000	Yes	8.149E-14
SX86	GLOBAL	Cartesian	0.85800	0.00000	-23.00000	Yes	0.85800
SX87	GLOBAL	Cartesian	1.28703	0.00000	-23.00000	No	1.28703
SX88	GLOBAL	Cartesian	1.71605	0.00000	-23.00000	Yes	1.71605
SX89	GLOBAL	Cartesian	2.57508	0.00000	-23.00000	Yes	2.57508
SX90	GLOBAL	Cartesian	2.72518	0.00000	-23.00000	No	2.72518
SX91	GLOBAL	Cartesian	2.87523	0.00000	-23.00000	Yes	2.87523
SX92	GLOBAL	Cartesian	-2.87523	0.00000	-22.00000	Yes	-2.87523
SX93	GLOBAL	Cartesian	-2.71595	0.00000	-22.00000	Yes	-2.71595
SX94	GLOBAL	Cartesian	-2.57508	0.00000	-22.00000	Yes	-2.57508
SX95	GLOBAL	Cartesian	-1.71605	0.00000	-22.00000	Yes	-1.71605
SX96	GLOBAL	Cartesian	-1.28703	0.00000	-22.00000	No	-1.28703
SX97	GLOBAL	Cartesian	-0.85801	0.00000	-22.00000	Yes	-0.85801
SX98	GLOBAL	Cartesian	8.149E-14	0.00000	-22.00000	Yes	8.149E-14
SX99	GLOBAL	Cartesian	0.85800	0.00000	-22.00000	Yes	0.85800
DX100	GLOBAL	Cartesian	1.28703	-1.18000	-22.00000	No	1.28703
DX101	GLOBAL	Cartesian	1.71605	-1.18000	-22.00000	No	1.71605
DX102	GLOBAL	Cartesian	2.57508	-1.18000	-22.00000	No	2.57508
DX103	GLOBAL	Cartesian	2.72518	-1.18000	-22.00000	No	2.72518
DX104	GLOBAL	Cartesian	2.87523	-1.18000	-22.00000	No	2.87523
DX105	GLOBAL	Cartesian	-2.87523	-1.18000	-21.00000	No	-2.87523
DX106	GLOBAL	Cartesian	-2.72518	-1.18000	-21.00000	No	-2.72518
DX107	GLOBAL	Cartesian	-2.57508	-1.18000	-21.00000	No	-2.57508
DX108	GLOBAL	Cartesian	-1.71605	-1.18000	-21.00000	No	-1.71605
DX109	GLOBAL	Cartesian	-1.28703	-1.18000	-21.00000	No	-1.28703
DX110	GLOBAL	Cartesian	-0.85801	-1.18000	-21.00000	No	-0.85801
DX111	GLOBAL	Cartesian	8.149E-14	-1.18000	-21.00000	No	8.149E-14
DX112	GLOBAL	Cartesian	0.85800	-1.18000	-21.00000	No	0.85800
DX113	GLOBAL	Cartesian	1.28703	-1.18000	-21.00000	No	1.28703
DX114	GLOBAL	Cartesian	1.71605	-1.18000	-21.00000	No	1.71605
DX115	GLOBAL	Cartesian	2.57508	-1.18000	-21.00000	No	2.57508
DX116	GLOBAL	Cartesian	2.72518	-1.18000	-21.00000	No	2.72518
DX117	GLOBAL	Cartesian	2.87523	-1.18000	-21.00000	No	2.87523
DX118	GLOBAL	Cartesian	-2.87523	-1.18000	-20.00000	No	-2.87523
DX119	GLOBAL	Cartesian	-2.72518	-1.18000	-20.00000	No	-2.72518
DX120	GLOBAL	Cartesian	-2.57508	-1.18000	-20.00000	No	-2.57508
DX121	GLOBAL	Cartesian	-1.71605	-1.18000	-20.00000	No	-1.71605
DX122	GLOBAL	Cartesian	-1.28703	-1.18000	-20.00000	No	-1.28703
DX123	GLOBAL	Cartesian	-0.85801	-1.18000	-20.00000	No	-0.85801
DX124	GLOBAL	Cartesian	8.149E-14	-1.18000	-20.00000	No	8.149E-14
DX125	GLOBAL	Cartesian	0.85800	-1.18000	-20.00000	No	0.85800
DX126	GLOBAL	Cartesian	1.28703	-1.18000	-20.00000	No	1.28703
DX127	GLOBAL	Cartesian	1.71605	-1.18000	-20.00000	No	1.71605
DX128	GLOBAL	Cartesian	2.57508	-1.18000	-20.00000	No	2.57508
DX129	GLOBAL	Cartesian	2.72518	-1.18000	-20.00000	No	2.72518
DX130	GLOBAL	Cartesian	2.87523	-1.18000	-20.00000	No	2.87523
DX131	GLOBAL	Cartesian	-2.87523	-1.18000	-19.00000	No	-2.87523
DX132	GLOBAL	Cartesian	-2.72518	-1.18000	-19.00000	No	-2.72518
DX133	GLOBAL	Cartesian	-2.57508	-1.18000	-19.00000	No	-2.57508
DX134	GLOBAL	Cartesian	-1.71605	-1.18000	-19.00000	No	-1.71605
DX135	GLOBAL	Cartesian	-1.28703	-1.18000	-19.00000	No	-1.28703
DX136	GLOBAL	Cartesian	-0.85801	-1.18000	-19.00000	No	-0.85801
DX137	GLOBAL	Cartesian	8.149E-14	-1.18000	-19.00000	No	8.149E-14
DX138	GLOBAL	Cartesian	0.85800	-1.18000	-19.00000	No	0.85800
DX139	GLOBAL	Cartesian	1.28703	-1.18000	-19.00000	No	1.28703
DX140	GLOBAL	Cartesian	1.71605	-1.18000	-19.00000	No	1.71605
DX141	GLOBAL	Cartesian	2.57508	-1.18000	-19.00000	No	2.57508
DX142	GLOBAL	Cartesian	2.72518	-1.18000	-19.00000	No	2.72518
DX143	GLOBAL	Cartesian	2.87523	-1.18000	-19.00000	No	2.87523
DX144	GLOBAL	Cartesian	-2.87523	-1.18000	-18.00000	No	-2.87523
DX145	GLOBAL	Cartesian	-2.72518	-1.18000	-18.00000	No	-2.72518
DX146	GLOBAL	Cartesian	-2.57508	-1.18000	-18.00000	No	-2.57508
DX147	GLOBAL	Cartesian	-1.71605	-1.18000	-18.00000	No	-1.71605
DX148	GLOBAL	Cartesian	-1.28703	-1.18000	-18.00000	No	-1.28703
DX149	GLOBAL	Cartesian	-0.85801	-1.18000	-18.00000	No	-0.85801
DX150	GLOBAL	Cartesian	8.149E-14	-1.18000	-18.00000	No	8.149E-14
DX151	GLOBAL	Cartesian	0.85800	-1.18000	-18.00000	No	0.85800
DX152	GLOBAL	Cartesian	1.28703	-1.18000	-18.00000	No	1.28703
DX153	GLOBAL	Cartesian	1.71605	-1.18000	-18.00000	No	1.71605
DX154	GLOBAL	Cartesian	2.57508	-1.18000	-18.00000	No	2.57508
DX155	GLOBAL	Cartesian	2.72518	-1.18000	-18.00000	No	2.72518
DX156	GLOBAL	Cartesian	2.87523	-1.18000	-18.00000	No	2.87523
DX157	GLOBAL	Cartesian	-2.87523	-1.18000	-17.00000	No	-2.87523
DX158	GLOBAL	Cartesian	-2.72518	-1.18000	-17.00000	No	-2.72518

DX159	GLOBAL	Cartesian	-2.57508	-1.18000	-17.00000	No	-2.57508
DX160	GLOBAL	Cartesian	-1.71605	-1.18000	-17.00000	No	-1.71605
DX161	GLOBAL	Cartesian	-1.28703	-1.18000	-17.00000	No	-1.28703
DX162	GLOBAL	Cartesian	-0.85801	-1.18000	-17.00000	No	-0.85801
DX163	GLOBAL	Cartesian	8.149E-14	-1.18000	-17.00000	No	8.149E-14
DX164	GLOBAL	Cartesian	0.85800	-1.18000	-17.00000	No	0.85800
DX165	GLOBAL	Cartesian	1.28703	-1.18000	-17.00000	No	1.28703
DX166	GLOBAL	Cartesian	1.71605	-1.18000	-17.00000	No	1.71605
DX167	GLOBAL	Cartesian	2.57508	-1.18000	-17.00000	No	2.57508
DX168	GLOBAL	Cartesian	2.72518	-1.18000	-17.00000	No	2.72518
DX169	GLOBAL	Cartesian	2.87523	-1.18000	-17.00000	No	2.87523
DX170	GLOBAL	Cartesian	-2.87523	-1.18000	-16.00000	No	-2.87523
DX171	GLOBAL	Cartesian	-2.72518	-1.18000	-16.00000	No	-2.72518
DX172	GLOBAL	Cartesian	-2.57508	-1.18000	-16.00000	No	-2.57508
DX173	GLOBAL	Cartesian	-1.71605	-1.18000	-16.00000	No	-1.71605
DX174	GLOBAL	Cartesian	-1.28703	-1.18000	-16.00000	No	-1.28703
DX175	GLOBAL	Cartesian	-0.85801	-1.18000	-16.00000	No	-0.85801
DX176	GLOBAL	Cartesian	8.149E-14	-1.18000	-16.00000	No	8.149E-14
DX177	GLOBAL	Cartesian	0.85800	-1.18000	-16.00000	No	0.85800
DX178	GLOBAL	Cartesian	1.28703	-1.18000	-16.00000	No	1.28703
DX179	GLOBAL	Cartesian	1.71605	-1.18000	-16.00000	No	1.71605
DX180	GLOBAL	Cartesian	2.57508	-1.18000	-16.00000	No	2.57508
DX181	GLOBAL	Cartesian	2.72518	-1.18000	-16.00000	No	2.72518
DX182	GLOBAL	Cartesian	2.87523	-1.18000	-16.00000	No	2.87523
DX183	GLOBAL	Cartesian	-2.87523	-1.18000	-15.00000	No	-2.87523
DX184	GLOBAL	Cartesian	-2.72518	-1.18000	-15.00000	No	-2.72518
DX185	GLOBAL	Cartesian	-2.57508	-1.18000	-15.00000	No	-2.57508
DX186	GLOBAL	Cartesian	-1.71605	-1.18000	-15.00000	No	-1.71605
DX187	GLOBAL	Cartesian	-1.28703	-1.18000	-15.00000	No	-1.28703
DX188	GLOBAL	Cartesian	-0.85801	-1.18000	-15.00000	No	-0.85801
DX189	GLOBAL	Cartesian	8.149E-14	-1.18000	-15.00000	No	8.149E-14
DX190	GLOBAL	Cartesian	0.85800	-1.18000	-15.00000	No	0.85800
DX191	GLOBAL	Cartesian	1.28703	-1.18000	-15.00000	No	1.28703
DX192	GLOBAL	Cartesian	1.71605	-1.18000	-15.00000	No	1.71605
DX193	GLOBAL	Cartesian	2.57508	-1.18000	-15.00000	No	2.57508
DX194	GLOBAL	Cartesian	2.72518	-1.18000	-15.00000	No	2.72518
DX195	GLOBAL	Cartesian	2.87523	-1.18000	-15.00000	No	2.87523
DX196	GLOBAL	Cartesian	-2.87523	-1.18000	-14.00000	No	-2.87523
DX197	GLOBAL	Cartesian	-2.72518	-1.18000	-14.00000	No	-2.72518
DX198	GLOBAL	Cartesian	-2.57508	-1.18000	-14.00000	No	-2.57508
DX199	GLOBAL	Cartesian	-1.71605	-1.18000	-14.00000	No	-1.71605
DX200	GLOBAL	Cartesian	-1.28703	-1.18000	-14.00000	No	-1.28703
DX201	GLOBAL	Cartesian	-0.85801	-1.18000	-14.00000	No	-0.85801
DX202	GLOBAL	Cartesian	8.149E-14	-1.18000	-14.00000	No	8.149E-14
DX203	GLOBAL	Cartesian	0.85800	-1.18000	-14.00000	No	0.85800
DX204	GLOBAL	Cartesian	1.28703	-1.18000	-14.00000	No	1.28703
DX205	GLOBAL	Cartesian	1.71605	-1.18000	-14.00000	No	1.71605
DX206	GLOBAL	Cartesian	2.57508	-1.18000	-14.00000	No	2.57508
DX207	GLOBAL	Cartesian	2.72518	-1.18000	-14.00000	No	2.72518
DX208	GLOBAL	Cartesian	2.87523	-1.18000	-14.00000	No	2.87523
DX209	GLOBAL	Cartesian	-2.87523	-1.18000	-13.00000	No	-2.87523
DX210	GLOBAL	Cartesian	-2.72518	-1.18000	-13.00000	No	-2.72518
DX211	GLOBAL	Cartesian	-2.57508	-1.18000	-13.00000	No	-2.57508
DX212	GLOBAL	Cartesian	-1.71605	-1.18000	-13.00000	No	-1.71605
DX213	GLOBAL	Cartesian	-1.28703	-1.18000	-13.00000	No	-1.28703
DX214	GLOBAL	Cartesian	-0.85801	-1.18000	-13.00000	No	-0.85801
DX215	GLOBAL	Cartesian	8.149E-14	-1.18000	-13.00000	No	8.149E-14
DX216	GLOBAL	Cartesian	0.85800	-1.18000	-13.00000	No	0.85800
DX217	GLOBAL	Cartesian	1.28703	-1.18000	-13.00000	No	1.28703
DX218	GLOBAL	Cartesian	1.71605	-1.18000	-13.00000	No	1.71605
DX219	GLOBAL	Cartesian	2.57508	-1.18000	-13.00000	No	2.57508
DX220	GLOBAL	Cartesian	2.72518	-1.18000	-13.00000	No	2.72518
DX221	GLOBAL	Cartesian	2.87523	-1.18000	-13.00000	No	2.87523
DX222	GLOBAL	Cartesian	-2.87523	-1.18000	-12.00000	No	-2.87523
DX223	GLOBAL	Cartesian	-2.72518	-1.18000	-12.00000	No	-2.72518
DX224	GLOBAL	Cartesian	-2.57508	-1.18000	-12.00000	No	-2.57508
DX225	GLOBAL	Cartesian	-1.71605	-1.18000	-12.00000	No	-1.71605
DX226	GLOBAL	Cartesian	-1.28703	-1.18000	-12.00000	No	-1.28703
DX227	GLOBAL	Cartesian	-0.85801	-1.18000	-12.00000	No	-0.85801
DX228	GLOBAL	Cartesian	8.149E-14	-1.18000	-12.00000	No	8.149E-14
DX229	GLOBAL	Cartesian	0.85800	-1.18000	-12.00000	No	0.85800
DX230	GLOBAL	Cartesian	1.28703	-1.18000	-12.00000	No	1.28703
DX231	GLOBAL	Cartesian	1.71605	-1.18000	-12.00000	No	1.71605
DX232	GLOBAL	Cartesian	2.57508	-1.18000	-12.00000	No	2.57508
DX233	GLOBAL	Cartesian	2.72518	-1.18000	-12.00000	No	2.72518
DX234	GLOBAL	Cartesian	2.87523	-1.18000	-12.00000	No	2.87523
DX235	GLOBAL	Cartesian	-2.87523	-1.18000	-11.00000	No	-2.87523
DX236	GLOBAL	Cartesian	-2.72518	-1.18000	-11.00000	No	-2.72518
DX237	GLOBAL	Cartesian	-2.57508	-1.18000	-11.00000	No	-2.57508
DX238	GLOBAL	Cartesian	-1.71605	-1.18000	-11.00000	No	-1.71605
DX239	GLOBAL	Cartesian	-1.28703	-1.18000	-11.00000	No	-1.28703



DX240	GLOBAL	Cartesian	-0.85801	-1.18000	-11.00000	No	-0.85801
DX241	GLOBAL	Cartesian	8.149E-14	-1.18000	-11.00000	No	8.149E-14
DX242	GLOBAL	Cartesian	0.85800	-1.18000	-11.00000	No	0.85800
DX243	GLOBAL	Cartesian	1.28703	-1.18000	-11.00000	No	1.28703
DX244	GLOBAL	Cartesian	1.71605	-1.18000	-11.00000	No	1.71605
DX245	GLOBAL	Cartesian	2.57508	-1.18000	-11.00000	No	2.57508
DX246	GLOBAL	Cartesian	2.72518	-1.18000	-11.00000	No	2.72518
DX247	GLOBAL	Cartesian	2.87523	-1.18000	-11.00000	No	2.87523
DX248	GLOBAL	Cartesian	-2.87523	-1.18000	-10.00000	No	-2.87523
DX249	GLOBAL	Cartesian	-2.72518	-1.18000	-10.00000	No	-2.72518
DX250	GLOBAL	Cartesian	-2.57508	-1.18000	-10.00000	No	-2.57508
DX251	GLOBAL	Cartesian	-1.71605	-1.18000	-10.00000	No	-1.71605
DX252	GLOBAL	Cartesian	-1.28703	-1.18000	-10.00000	No	-1.28703
DX253	GLOBAL	Cartesian	-0.85801	-1.18000	-10.00000	No	-0.85801
DX254	GLOBAL	Cartesian	8.149E-14	-1.18000	-10.00000	No	8.149E-14
DX255	GLOBAL	Cartesian	0.85800	-1.18000	-10.00000	No	0.85800
DX256	GLOBAL	Cartesian	1.28703	-1.18000	-10.00000	No	1.28703
DX257	GLOBAL	Cartesian	1.71605	-1.18000	-10.00000	No	1.71605
DX258	GLOBAL	Cartesian	2.57508	-1.18000	-10.00000	No	2.57508
DX259	GLOBAL	Cartesian	2.72518	-1.18000	-10.00000	No	2.72518
DX260	GLOBAL	Cartesian	2.87523	-1.18000	-10.00000	No	2.87523
DX261	GLOBAL	Cartesian	-2.87523	-1.18000	-9.00000	No	-2.87523
DX262	GLOBAL	Cartesian	-2.72518	-1.18000	-9.00000	No	-2.72518
DX263	GLOBAL	Cartesian	-2.57508	-1.18000	-9.00000	No	-2.57508
DX264	GLOBAL	Cartesian	-1.71605	-1.18000	-9.00000	No	-1.71605
DX265	GLOBAL	Cartesian	-1.28703	-1.18000	-9.00000	No	-1.28703
DX266	GLOBAL	Cartesian	-0.85801	-1.18000	-9.00000	No	-0.85801
DX267	GLOBAL	Cartesian	8.149E-14	-1.18000	-9.00000	No	8.149E-14
DX268	GLOBAL	Cartesian	0.85800	-1.18000	-9.00000	No	0.85800
DX269	GLOBAL	Cartesian	1.28703	-1.18000	-9.00000	No	1.28703
DX270	GLOBAL	Cartesian	1.71605	-1.18000	-9.00000	No	1.71605
DX271	GLOBAL	Cartesian	2.57508	-1.18000	-9.00000	No	2.57508
DX272	GLOBAL	Cartesian	2.72518	-1.18000	-9.00000	No	2.72518
DX273	GLOBAL	Cartesian	2.87523	-1.18000	-9.00000	No	2.87523
DX274	GLOBAL	Cartesian	-2.87523	-1.18000	-8.00000	No	-2.87523
DX275	GLOBAL	Cartesian	-2.72518	-1.18000	-8.00000	No	-2.72518
DX276	GLOBAL	Cartesian	-2.57508	-1.18000	-8.00000	No	-2.57508
DX277	GLOBAL	Cartesian	-1.71605	-1.18000	-8.00000	No	-1.71605
DX278	GLOBAL	Cartesian	-1.28703	-1.18000	-8.00000	No	-1.28703
DX279	GLOBAL	Cartesian	-0.85801	-1.18000	-8.00000	No	-0.85801
DX280	GLOBAL	Cartesian	8.149E-14	-1.18000	-8.00000	No	8.149E-14
DX281	GLOBAL	Cartesian	0.85800	-1.18000	-8.00000	No	0.85800
DX282	GLOBAL	Cartesian	1.28703	-1.18000	-8.00000	No	1.28703
DX283	GLOBAL	Cartesian	1.71605	-1.18000	-8.00000	No	1.71605
DX284	GLOBAL	Cartesian	2.57508	-1.18000	-8.00000	No	2.57508
DX285	GLOBAL	Cartesian	2.72518	-1.18000	-8.00000	No	2.72518
DX286	GLOBAL	Cartesian	2.87523	-1.18000	-8.00000	No	2.87523
DX287	GLOBAL	Cartesian	-2.87523	-1.18000	-7.00000	No	-2.87523
DX288	GLOBAL	Cartesian	-2.72518	-1.18000	-7.00000	No	-2.72518
DX289	GLOBAL	Cartesian	-2.57508	-1.18000	-7.00000	No	-2.57508
DX290	GLOBAL	Cartesian	-1.71605	-1.18000	-7.00000	No	-1.71605
DX291	GLOBAL	Cartesian	-1.28703	-1.18000	-7.00000	No	-1.28703
DX292	GLOBAL	Cartesian	-0.85801	-1.18000	-7.00000	No	-0.85801
DX293	GLOBAL	Cartesian	8.149E-14	-1.18000	-7.00000	No	8.149E-14
DX294	GLOBAL	Cartesian	0.85800	-1.18000	-7.00000	No	0.85800
DX295	GLOBAL	Cartesian	1.28703	-1.18000	-7.00000	No	1.28703
DX296	GLOBAL	Cartesian	1.71605	-1.18000	-7.00000	No	1.71605
DX297	GLOBAL	Cartesian	2.57508	-1.18000	-7.00000	No	2.57508
DX298	GLOBAL	Cartesian	2.72518	-1.18000	-7.00000	No	2.72518
DX299	GLOBAL	Cartesian	2.87523	-1.18000	-7.00000	No	2.87523
DX300	GLOBAL	Cartesian	-2.87523	-1.18000	-6.00000	No	-2.87523
DX301	GLOBAL	Cartesian	-2.72518	-1.18000	-6.00000	No	-2.72518
DX302	GLOBAL	Cartesian	-2.57508	-1.18000	-6.00000	No	-2.57508
DX303	GLOBAL	Cartesian	-1.71605	-1.18000	-6.00000	No	-1.71605
DX304	GLOBAL	Cartesian	-1.28703	-1.18000	-6.00000	No	-1.28703
DX305	GLOBAL	Cartesian	-0.85801	-1.18000	-6.00000	No	-0.85801
DX306	GLOBAL	Cartesian	8.149E-14	-1.18000	-6.00000	No	8.149E-14
DX307	GLOBAL	Cartesian	0.85800	-1.18000	-6.00000	No	0.85800
DX308	GLOBAL	Cartesian	1.28703	-1.18000	-6.00000	No	1.28703
DX309	GLOBAL	Cartesian	1.71605	-1.18000	-6.00000	No	1.71605
DX310	GLOBAL	Cartesian	2.57508	-1.18000	-6.00000	No	2.57508
DX311	GLOBAL	Cartesian	2.72518	-1.18000	-6.00000	No	2.72518
DX312	GLOBAL	Cartesian	2.87523	-1.18000	-6.00000	No	2.87523
DX313	GLOBAL	Cartesian	-2.87523	-1.18000	-5.00000	No	-2.87523
DX314	GLOBAL	Cartesian	-2.72518	-1.18000	-5.00000	No	-2.72518
DX315	GLOBAL	Cartesian	-2.57508	-1.18000	-5.00000	No	-2.57508
DX316	GLOBAL	Cartesian	-1.71605	-1.18000	-5.00000	No	-1.71605
DX317	GLOBAL	Cartesian	-1.28703	-1.18000	-5.00000	No	-1.28703
DX318	GLOBAL	Cartesian	-0.85801	-1.18000	-5.00000	No	-0.85801
DX319	GLOBAL	Cartesian	8.149E-14	-1.18000	-5.00000	No	8.149E-14
DX320	GLOBAL	Cartesian	0.85800	-1.18000	-5.00000	No	0.85800



Autorità Portuale di Taranto
Interventi per il dragaggio di 2,3 M m³ di sedimenti in area Molo Polisettoriale e per la realizzazione di un primo lotto della cassa di colmata funzionale all'ampliamento del V Sporgente del Porto di Taranto

Allegati alla relazione di calcolo strutturale allineamento "BC"

Data 05/2016
Rev. B
c.d.c.: C296A
514B

DX321	GLOBAL	Cartesian	1.28703	-1.18000	-5.00000	No	1.28703
DX322	GLOBAL	Cartesian	1.71605	-1.18000	-5.00000	No	1.71605
DX323	GLOBAL	Cartesian	2.57508	-1.18000	-5.00000	No	2.57508
DX324	GLOBAL	Cartesian	2.72518	-1.18000	-5.00000	No	2.72518
DX325	GLOBAL	Cartesian	2.87523	-1.18000	-5.00000	No	2.87523
DX326	GLOBAL	Cartesian	-2.87523	-1.18000	-4.00000	No	-2.87523
DX327	GLOBAL	Cartesian	-2.72518	-1.18000	-4.00000	No	-2.72518
DX328	GLOBAL	Cartesian	-2.57508	-1.18000	-4.00000	No	-2.57508
DX329	GLOBAL	Cartesian	-1.71605	-1.18000	-4.00000	No	-1.71605
DX330	GLOBAL	Cartesian	-1.28703	-1.18000	-4.00000	No	-1.28703
DX331	GLOBAL	Cartesian	-0.85801	-1.18000	-4.00000	No	-0.85801
DX332	GLOBAL	Cartesian	8.149E-14	-1.18000	-4.00000	No	8.149E-14
DX333	GLOBAL	Cartesian	0.85800	-1.18000	-4.00000	No	0.85800
DX334	GLOBAL	Cartesian	1.28703	-1.18000	-4.00000	No	1.28703
DX335	GLOBAL	Cartesian	1.71605	-1.18000	-4.00000	No	1.71605
DX336	GLOBAL	Cartesian	2.57508	-1.18000	-4.00000	No	2.57508
DX337	GLOBAL	Cartesian	2.72518	-1.18000	-4.00000	No	2.72518
DX338	GLOBAL	Cartesian	2.87523	-1.18000	-4.00000	No	2.87523
DX339	GLOBAL	Cartesian	-2.87523	-1.18000	-3.00000	No	-2.87523
DX340	GLOBAL	Cartesian	-2.72518	-1.18000	-3.00000	No	-2.72518
DX341	GLOBAL	Cartesian	-2.57508	-1.18000	-3.00000	No	-2.57508
DX342	GLOBAL	Cartesian	-1.71605	-1.18000	-3.00000	No	-1.71605
DX343	GLOBAL	Cartesian	-1.28703	-1.18000	-3.00000	No	-1.28703
DX344	GLOBAL	Cartesian	-0.85801	-1.18000	-3.00000	No	-0.85801
DX345	GLOBAL	Cartesian	8.149E-14	-1.18000	-3.00000	No	8.149E-14
DX346	GLOBAL	Cartesian	0.85800	-1.18000	-3.00000	No	0.85800
DX347	GLOBAL	Cartesian	1.28703	-1.18000	-3.00000	No	1.28703
DX348	GLOBAL	Cartesian	1.71605	-1.18000	-3.00000	No	1.71605
DX349	GLOBAL	Cartesian	2.57508	-1.18000	-3.00000	No	2.57508
DX350	GLOBAL	Cartesian	2.72518	-1.18000	-3.00000	No	2.72518
DX351	GLOBAL	Cartesian	2.87523	-1.18000	-3.00000	No	2.87523
DX352	GLOBAL	Cartesian	-2.87523	-1.18000	-2.00000	No	-2.87523
DX353	GLOBAL	Cartesian	-2.72518	-1.18000	-2.00000	No	-2.72518
DX354	GLOBAL	Cartesian	-2.57508	-1.18000	-2.00000	No	-2.57508
DX355	GLOBAL	Cartesian	-1.71605	-1.18000	-2.00000	No	-1.71605
DX356	GLOBAL	Cartesian	-1.28703	-1.18000	-2.00000	No	-1.28703
DX357	GLOBAL	Cartesian	-0.85801	-1.18000	-2.00000	No	-0.85801
DX358	GLOBAL	Cartesian	8.149E-14	-1.18000	-2.00000	No	8.149E-14
DX359	GLOBAL	Cartesian	0.85800	-1.18000	-2.00000	No	0.85800
DX360	GLOBAL	Cartesian	1.28703	-1.18000	-2.00000	No	1.28703
DX361	GLOBAL	Cartesian	1.71605	-1.18000	-2.00000	No	1.71605
DX362	GLOBAL	Cartesian	2.57508	-1.18000	-2.00000	No	2.57508
DX363	GLOBAL	Cartesian	2.72518	-1.18000	-2.00000	No	2.72518
DX364	GLOBAL	Cartesian	2.87523	-1.18000	-2.00000	No	2.87523
DX365	GLOBAL	Cartesian	-2.87523	-1.18000	-1.00000	No	-2.87523
DX366	GLOBAL	Cartesian	-2.72518	-1.18000	-1.00000	No	-2.72518
DX367	GLOBAL	Cartesian	-2.57508	-1.18000	-1.00000	No	-2.57508
DX368	GLOBAL	Cartesian	-1.71605	-1.18000	-1.00000	No	-1.71605
DX369	GLOBAL	Cartesian	-1.28703	-1.18000	-1.00000	No	-1.28703
DX370	GLOBAL	Cartesian	-0.85801	-1.18000	-1.00000	No	-0.85801
DX371	GLOBAL	Cartesian	8.149E-14	-1.18000	-1.00000	No	8.149E-14
DX372	GLOBAL	Cartesian	0.85800	-1.18000	-1.00000	No	0.85800
DX373	GLOBAL	Cartesian	1.28703	-1.18000	-1.00000	No	1.28703
DX374	GLOBAL	Cartesian	1.71605	-1.18000	-1.00000	No	1.71605
DX375	GLOBAL	Cartesian	2.57508	-1.18000	-1.00000	No	2.57508
DX376	GLOBAL	Cartesian	2.72518	-1.18000	-1.00000	No	2.72518
DX377	GLOBAL	Cartesian	2.87523	-1.18000	-1.00000	No	2.87523
DX378	GLOBAL	Cartesian	-2.87523	-1.18000	0.00000	No	-2.87523
DX379	GLOBAL	Cartesian	-2.72518	-1.18000	0.00000	No	-2.72518
DX380	GLOBAL	Cartesian	-2.57508	-1.18000	0.00000	No	-2.57508
DX381	GLOBAL	Cartesian	-1.71605	-1.18000	0.00000	No	-1.71605
DX382	GLOBAL	Cartesian	-1.28703	-1.18000	0.00000	No	-1.28703
DX383	GLOBAL	Cartesian	-0.85801	-1.18000	0.00000	No	-0.85801
DX384	GLOBAL	Cartesian	8.149E-14	-1.18000	0.00000	No	8.149E-14
DX385	GLOBAL	Cartesian	0.85800	-1.18000	0.00000	No	0.85800
DX386	GLOBAL	Cartesian	1.28703	-1.18000	0.00000	No	1.28703
DX387	GLOBAL	Cartesian	1.71605	-1.18000	0.00000	No	1.71605
DX388	GLOBAL	Cartesian	2.57508	-1.18000	0.00000	No	2.57508
DX389	GLOBAL	Cartesian	2.72518	-1.18000	0.00000	No	2.72518
DX390	GLOBAL	Cartesian	2.87523	-1.18000	0.00000	No	2.87523
DX391	GLOBAL	Cartesian	-2.87523	-1.18000	1.00000	No	-2.87523
DX392	GLOBAL	Cartesian	-2.72518	-1.18000	1.00000	No	-2.72518
DX393	GLOBAL	Cartesian	-2.57508	-1.18000	1.00000	No	-2.57508
DX394	GLOBAL	Cartesian	-1.71605	-1.18000	1.00000	No	-1.71605
DX395	GLOBAL	Cartesian	-1.28703	-1.18000	1.00000	No	-1.28703
DX396	GLOBAL	Cartesian	-0.85801	-1.18000	1.00000	No	-0.85801
DX397	GLOBAL	Cartesian	8.149E-14	-1.18000	1.00000	No	8.149E-14
DX398	GLOBAL	Cartesian	0.85800	-1.18000	1.00000	No	0.85800
DX399	GLOBAL	Cartesian	1.28703	-1.18000	1.00000	No	1.28703
DX400	GLOBAL	Cartesian	1.71605	-1.18000	1.00000	No	1.71605
DX401	GLOBAL	Cartesian	2.57508	-1.18000	1.00000	No	2.57508

DX402	GLOBAL	Cartesian	2.72518	-1.18000	1.00000	No	2.72518
DX403	GLOBAL	Cartesian	2.87523	-1.18000	1.00000	No	2.87523
DX404	GLOBAL	Cartesian	-2.87523	-1.18000	2.00000	No	-2.87523
DX405	GLOBAL	Cartesian	-2.72518	-1.18000	2.00000	No	-2.72518
DX406	GLOBAL	Cartesian	-2.57508	-1.18000	2.00000	No	-2.57508
DX407	GLOBAL	Cartesian	-1.71605	-1.18000	2.00000	No	-1.71605
DX408	GLOBAL	Cartesian	-1.28703	-1.18000	2.00000	No	-1.28703
DX409	GLOBAL	Cartesian	-0.85801	-1.18000	2.00000	No	-0.85801
DX410	GLOBAL	Cartesian	8.149E-14	-1.18000	2.00000	No	8.149E-14
DX411	GLOBAL	Cartesian	0.85800	-1.18000	2.00000	No	0.85800
DX412	GLOBAL	Cartesian	1.28703	-1.18000	2.00000	No	1.28703
DX413	GLOBAL	Cartesian	1.71605	-1.18000	2.00000	No	1.71605
DX414	GLOBAL	Cartesian	2.57508	-1.18000	2.00000	No	2.57508
DX415	GLOBAL	Cartesian	2.72518	-1.18000	2.00000	No	2.72518
DX416	GLOBAL	Cartesian	2.87523	-1.18000	2.00000	No	2.87523
SX100	GLOBAL	Cartesian	1.28703	0.00000	-22.00000	No	1.28703
SX101	GLOBAL	Cartesian	1.71605	0.00000	-22.00000	Yes	1.71605
SX102	GLOBAL	Cartesian	2.57508	0.00000	-22.00000	Yes	2.57508
SX103	GLOBAL	Cartesian	2.72516	0.00000	-22.00000	No	2.72516
SX104	GLOBAL	Cartesian	2.87523	0.00000	-22.00000	Yes	2.87523
SX105	GLOBAL	Cartesian	-2.87523	0.00000	-21.00000	Yes	-2.87523
SX106	GLOBAL	Cartesian	-2.71595	0.00000	-21.00000	Yes	-2.71595
SX107	GLOBAL	Cartesian	-2.57508	0.00000	-21.00000	Yes	-2.57508
SX108	GLOBAL	Cartesian	-1.71605	0.00000	-21.00000	Yes	-1.71605
SX109	GLOBAL	Cartesian	-1.28703	0.00000	-21.00000	No	-1.28703
SX110	GLOBAL	Cartesian	-0.85801	0.00000	-21.00000	Yes	-0.85801
SX111	GLOBAL	Cartesian	8.149E-14	0.00000	-21.00000	Yes	8.149E-14
SX112	GLOBAL	Cartesian	0.85800	0.00000	-21.00000	Yes	0.85800
SX113	GLOBAL	Cartesian	1.28703	0.00000	-21.00000	No	1.28703
SX114	GLOBAL	Cartesian	1.71605	0.00000	-21.00000	Yes	1.71605
SX115	GLOBAL	Cartesian	2.57508	0.00000	-21.00000	Yes	2.57508
SX116	GLOBAL	Cartesian	2.72516	0.00000	-21.00000	No	2.72516
SX117	GLOBAL	Cartesian	2.87523	0.00000	-21.00000	Yes	2.87523
SX118	GLOBAL	Cartesian	-2.87523	0.00000	-20.00000	Yes	-2.87523
SX119	GLOBAL	Cartesian	-2.71595	0.00000	-20.00000	Yes	-2.71595
SX120	GLOBAL	Cartesian	-2.57508	0.00000	-20.00000	Yes	-2.57508
SX121	GLOBAL	Cartesian	-1.71605	0.00000	-20.00000	Yes	-1.71605
SX122	GLOBAL	Cartesian	-1.28703	0.00000	-20.00000	No	-1.28703
SX123	GLOBAL	Cartesian	-0.85801	0.00000	-20.00000	Yes	-0.85801
SX124	GLOBAL	Cartesian	8.149E-14	0.00000	-20.00000	Yes	8.149E-14
SX125	GLOBAL	Cartesian	0.85800	0.00000	-20.00000	Yes	0.85800
SX126	GLOBAL	Cartesian	1.28703	0.00000	-20.00000	No	1.28703
SX127	GLOBAL	Cartesian	1.71605	0.00000	-20.00000	Yes	1.71605
SX128	GLOBAL	Cartesian	2.57508	0.00000	-20.00000	Yes	2.57508
SX129	GLOBAL	Cartesian	2.72516	0.00000	-20.00000	No	2.72516
SX130	GLOBAL	Cartesian	2.87523	0.00000	-20.00000	Yes	2.87523
SX131	GLOBAL	Cartesian	-2.87523	0.00000	-19.00000	Yes	-2.87523
SX132	GLOBAL	Cartesian	-2.71595	0.00000	-19.00000	Yes	-2.71595
SX133	GLOBAL	Cartesian	-2.57508	0.00000	-19.00000	Yes	-2.57508
SX134	GLOBAL	Cartesian	-1.71605	0.00000	-19.00000	Yes	-1.71605
SX135	GLOBAL	Cartesian	-1.28703	0.00000	-19.00000	No	-1.28703
SX136	GLOBAL	Cartesian	-0.85801	0.00000	-19.00000	Yes	-0.85801
SX137	GLOBAL	Cartesian	8.149E-14	0.00000	-19.00000	Yes	8.149E-14
SX138	GLOBAL	Cartesian	0.85800	0.00000	-19.00000	Yes	0.85800
SX139	GLOBAL	Cartesian	1.28703	0.00000	-19.00000	No	1.28703
SX140	GLOBAL	Cartesian	1.71605	0.00000	-19.00000	Yes	1.71605
SX141	GLOBAL	Cartesian	2.57508	0.00000	-19.00000	Yes	2.57508
SX142	GLOBAL	Cartesian	2.72516	0.00000	-19.00000	No	2.72516
SX143	GLOBAL	Cartesian	2.87523	0.00000	-19.00000	Yes	2.87523
SX144	GLOBAL	Cartesian	-2.87523	0.00000	-18.00000	Yes	-2.87523
SX145	GLOBAL	Cartesian	-2.71595	0.00000	-18.00000	Yes	-2.71595
SX146	GLOBAL	Cartesian	-2.57508	0.00000	-18.00000	Yes	-2.57508
SX147	GLOBAL	Cartesian	-1.71605	0.00000	-18.00000	Yes	-1.71605
SX148	GLOBAL	Cartesian	-1.28703	0.00000	-18.00000	No	-1.28703
SX149	GLOBAL	Cartesian	-0.85801	0.00000	-18.00000	Yes	-0.85801
SX150	GLOBAL	Cartesian	8.149E-14	0.00000	-18.00000	Yes	8.149E-14
SX151	GLOBAL	Cartesian	0.85800	0.00000	-18.00000	Yes	0.85800
SX152	GLOBAL	Cartesian	1.28703	0.00000	-18.00000	No	1.28703
SX153	GLOBAL	Cartesian	1.71605	0.00000	-18.00000	Yes	1.71605
SX154	GLOBAL	Cartesian	2.57508	0.00000	-18.00000	Yes	2.57508
SX155	GLOBAL	Cartesian	2.72516	0.00000	-18.00000	No	2.72516
SX156	GLOBAL	Cartesian	2.87523	0.00000	-18.00000	Yes	2.87523
SX157	GLOBAL	Cartesian	-2.87523	0.00000	-17.00000	Yes	-2.87523
SX158	GLOBAL	Cartesian	-2.71595	0.00000	-17.00000	Yes	-2.71595
SX159	GLOBAL	Cartesian	-2.57508	0.00000	-17.00000	Yes	-2.57508
SX160	GLOBAL	Cartesian	-1.71605	0.00000	-17.00000	Yes	-1.71605
SX161	GLOBAL	Cartesian	-1.28703	0.00000	-17.00000	No	-1.28703
SX162	GLOBAL	Cartesian	-0.85801	0.00000	-17.00000	Yes	-0.85801
SX163	GLOBAL	Cartesian	8.149E-14	0.00000	-17.00000	Yes	8.149E-14
SX164	GLOBAL	Cartesian	0.85800	0.00000	-17.00000	Yes	0.85800
SX165	GLOBAL	Cartesian	1.28703	0.00000	-17.00000	No	1.28703

SX166	GLOBAL	Cartesian	1.71605	0.00000	-17.00000	Yes	1.71605
SX167	GLOBAL	Cartesian	2.57508	0.00000	-17.00000	Yes	2.57508
SX168	GLOBAL	Cartesian	2.72516	0.00000	-17.00000	No	2.72516
SX169	GLOBAL	Cartesian	2.87523	0.00000	-17.00000	Yes	2.87523
SX170	GLOBAL	Cartesian	-2.87523	0.00000	-16.00000	Yes	-2.87523
SX171	GLOBAL	Cartesian	-2.71595	0.00000	-16.00000	Yes	-2.71595
SX172	GLOBAL	Cartesian	-2.57508	0.00000	-16.00000	Yes	-2.57508
SX173	GLOBAL	Cartesian	-1.71605	0.00000	-16.00000	Yes	-1.71605
SX174	GLOBAL	Cartesian	-1.28703	0.00000	-16.00000	No	-1.28703
SX175	GLOBAL	Cartesian	-0.85801	0.00000	-16.00000	Yes	-0.85801
SX176	GLOBAL	Cartesian	8.149E-14	0.00000	-16.00000	Yes	8.149E-14
SX177	GLOBAL	Cartesian	0.85800	0.00000	-16.00000	Yes	0.85800
SX178	GLOBAL	Cartesian	1.28703	0.00000	-16.00000	No	1.28703
SX179	GLOBAL	Cartesian	1.71605	0.00000	-16.00000	Yes	1.71605
SX180	GLOBAL	Cartesian	2.57508	0.00000	-16.00000	Yes	2.57508
SX181	GLOBAL	Cartesian	2.72516	0.00000	-16.00000	No	2.72516
SX182	GLOBAL	Cartesian	2.87523	0.00000	-16.00000	Yes	2.87523
SX183	GLOBAL	Cartesian	-2.87523	0.00000	-15.00000	Yes	-2.87523
SX184	GLOBAL	Cartesian	-2.71595	0.00000	-15.00000	Yes	-2.71595
SX185	GLOBAL	Cartesian	-2.57508	0.00000	-15.00000	Yes	-2.57508
SX186	GLOBAL	Cartesian	-1.71605	0.00000	-15.00000	Yes	-1.71605
SX187	GLOBAL	Cartesian	-1.28703	0.00000	-15.00000	No	-1.28703
SX188	GLOBAL	Cartesian	-0.85801	0.00000	-15.00000	Yes	-0.85801
SX189	GLOBAL	Cartesian	8.149E-14	0.00000	-15.00000	Yes	8.149E-14
SX190	GLOBAL	Cartesian	0.85800	0.00000	-15.00000	Yes	0.85800
SX191	GLOBAL	Cartesian	1.28703	0.00000	-15.00000	No	1.28703
SX192	GLOBAL	Cartesian	1.71605	0.00000	-15.00000	Yes	1.71605
SX193	GLOBAL	Cartesian	2.57508	0.00000	-15.00000	Yes	2.57508
SX194	GLOBAL	Cartesian	2.72516	0.00000	-15.00000	No	2.72516
SX195	GLOBAL	Cartesian	2.87523	0.00000	-15.00000	Yes	2.87523
SX196	GLOBAL	Cartesian	-2.87523	0.00000	-14.00000	Yes	-2.87523
SX197	GLOBAL	Cartesian	-2.71595	0.00000	-14.00000	Yes	-2.71595
SX198	GLOBAL	Cartesian	-2.57508	0.00000	-14.00000	Yes	-2.57508
SX199	GLOBAL	Cartesian	-1.71605	0.00000	-14.00000	Yes	-1.71605
SX200	GLOBAL	Cartesian	-1.28703	0.00000	-14.00000	No	-1.28703
SX201	GLOBAL	Cartesian	-0.85801	0.00000	-14.00000	Yes	-0.85801
SX202	GLOBAL	Cartesian	8.149E-14	0.00000	-14.00000	Yes	8.149E-14
SX203	GLOBAL	Cartesian	0.85800	0.00000	-14.00000	Yes	0.85800
SX204	GLOBAL	Cartesian	1.28703	0.00000	-14.00000	No	1.28703
SX205	GLOBAL	Cartesian	1.71605	0.00000	-14.00000	Yes	1.71605
SX206	GLOBAL	Cartesian	2.57508	0.00000	-14.00000	Yes	2.57508
SX207	GLOBAL	Cartesian	2.72516	0.00000	-14.00000	No	2.72516
SX208	GLOBAL	Cartesian	2.87523	0.00000	-14.00000	Yes	2.87523
SX209	GLOBAL	Cartesian	-2.87523	0.00000	-13.00000	Yes	-2.87523
SX210	GLOBAL	Cartesian	-2.71595	0.00000	-13.00000	Yes	-2.71595
SX211	GLOBAL	Cartesian	-2.57508	0.00000	-13.00000	Yes	-2.57508
SX212	GLOBAL	Cartesian	-1.71605	0.00000	-13.00000	Yes	-1.71605
SX213	GLOBAL	Cartesian	-1.28703	0.00000	-13.00000	No	-1.28703
SX214	GLOBAL	Cartesian	-0.85801	0.00000	-13.00000	Yes	-0.85801
SX215	GLOBAL	Cartesian	8.149E-14	0.00000	-13.00000	Yes	8.149E-14
SX216	GLOBAL	Cartesian	0.85800	0.00000	-13.00000	Yes	0.85800
SX217	GLOBAL	Cartesian	1.28703	0.00000	-13.00000	No	1.28703
SX218	GLOBAL	Cartesian	1.71605	0.00000	-13.00000	Yes	1.71605
SX219	GLOBAL	Cartesian	2.57508	0.00000	-13.00000	Yes	2.57508
SX220	GLOBAL	Cartesian	2.72516	0.00000	-13.00000	No	2.72516
SX221	GLOBAL	Cartesian	2.87523	0.00000	-13.00000	Yes	2.87523
SX222	GLOBAL	Cartesian	-2.87523	0.00000	-12.00000	Yes	-2.87523
SX223	GLOBAL	Cartesian	-2.71595	0.00000	-12.00000	Yes	-2.71595
SX224	GLOBAL	Cartesian	-2.57508	0.00000	-12.00000	Yes	-2.57508
SX225	GLOBAL	Cartesian	-1.71605	0.00000	-12.00000	Yes	-1.71605
SX226	GLOBAL	Cartesian	-1.28703	0.00000	-12.00000	No	-1.28703
SX227	GLOBAL	Cartesian	-0.85801	0.00000	-12.00000	Yes	-0.85801
SX228	GLOBAL	Cartesian	8.149E-14	0.00000	-12.00000	Yes	8.149E-14
SX229	GLOBAL	Cartesian	0.85800	0.00000	-12.00000	Yes	0.85800
SX230	GLOBAL	Cartesian	1.28703	0.00000	-12.00000	No	1.28703
SX231	GLOBAL	Cartesian	1.71605	0.00000	-12.00000	Yes	1.71605
SX232	GLOBAL	Cartesian	2.57508	0.00000	-12.00000	Yes	2.57508
SX233	GLOBAL	Cartesian	2.72516	0.00000	-12.00000	No	2.72516
SX234	GLOBAL	Cartesian	2.87523	0.00000	-12.00000	Yes	2.87523
SX235	GLOBAL	Cartesian	-2.87523	0.00000	-11.00000	Yes	-2.87523
SX236	GLOBAL	Cartesian	-2.71595	0.00000	-11.00000	Yes	-2.71595
SX237	GLOBAL	Cartesian	-2.57508	0.00000	-11.00000	Yes	-2.57508
SX238	GLOBAL	Cartesian	-1.71605	0.00000	-11.00000	Yes	-1.71605
SX239	GLOBAL	Cartesian	-1.28703	0.00000	-11.00000	No	-1.28703
SX240	GLOBAL	Cartesian	-0.85801	0.00000	-11.00000	Yes	-0.85801
SX241	GLOBAL	Cartesian	8.149E-14	0.00000	-11.00000	Yes	8.149E-14
SX242	GLOBAL	Cartesian	0.85800	0.00000	-11.00000	Yes	0.85800
SX243	GLOBAL	Cartesian	1.28703	0.00000	-11.00000	No	1.28703
SX244	GLOBAL	Cartesian	1.71605	0.00000	-11.00000	Yes	1.71605
SX245	GLOBAL	Cartesian	2.57508	0.00000	-11.00000	Yes	2.57508
SX246	GLOBAL	Cartesian	2.72516	0.00000	-11.00000	No	2.72516



Autorità Portuale di Taranto
Interventi per il dragaggio di 2,3 M m³ di sedimenti in area Molo Polisettoriale e per la realizzazione di un primo lotto della cassa di colmata funzionale all'ampliamento del V Sporgente del Porto di Taranto

Allegati alla relazione di calcolo strutturale allineamento "BC"

Data 05/2016
Rev. B
c.d.c.: C296A
514B

SX247	GLOBAL	Cartesian	2.87523	0.00000	-11.00000	Yes	2.87523
SX248	GLOBAL	Cartesian	-2.87523	0.00000	-10.00000	Yes	-2.87523
SX249	GLOBAL	Cartesian	-2.71595	0.00000	-10.00000	Yes	-2.71595
SX250	GLOBAL	Cartesian	-2.57508	0.00000	-10.00000	Yes	-2.57508
SX251	GLOBAL	Cartesian	-1.71605	0.00000	-10.00000	Yes	-1.71605
SX252	GLOBAL	Cartesian	-1.28703	0.00000	-10.00000	No	-1.28703
SX253	GLOBAL	Cartesian	-0.85801	0.00000	-10.00000	Yes	-0.85801
SX254	GLOBAL	Cartesian	8.149E-14	0.00000	-10.00000	Yes	8.149E-14
SX255	GLOBAL	Cartesian	0.85800	0.00000	-10.00000	Yes	0.85800
SX256	GLOBAL	Cartesian	1.28703	0.00000	-10.00000	No	1.28703
SX257	GLOBAL	Cartesian	1.71605	0.00000	-10.00000	Yes	1.71605
SX258	GLOBAL	Cartesian	2.57508	0.00000	-10.00000	Yes	2.57508
SX259	GLOBAL	Cartesian	2.72516	0.00000	-10.00000	No	2.72516
SX260	GLOBAL	Cartesian	2.87523	0.00000	-10.00000	Yes	2.87523
SX261	GLOBAL	Cartesian	-2.87523	0.00000	-9.00000	Yes	-2.87523
SX262	GLOBAL	Cartesian	-2.71595	0.00000	-9.00000	Yes	-2.71595
SX263	GLOBAL	Cartesian	-2.57508	0.00000	-9.00000	Yes	-2.57508
SX264	GLOBAL	Cartesian	-1.71605	0.00000	-9.00000	Yes	-1.71605
SX265	GLOBAL	Cartesian	-1.28703	0.00000	-9.00000	No	-1.28703
SX266	GLOBAL	Cartesian	-0.85801	0.00000	-9.00000	Yes	-0.85801
SX267	GLOBAL	Cartesian	8.149E-14	0.00000	-9.00000	Yes	8.149E-14
SX268	GLOBAL	Cartesian	0.85800	0.00000	-9.00000	Yes	0.85800
SX269	GLOBAL	Cartesian	1.28703	0.00000	-9.00000	No	1.28703
SX270	GLOBAL	Cartesian	1.71605	0.00000	-9.00000	Yes	1.71605
SX271	GLOBAL	Cartesian	2.57508	0.00000	-9.00000	Yes	2.57508
SX272	GLOBAL	Cartesian	2.72516	0.00000	-9.00000	No	2.72516
SX273	GLOBAL	Cartesian	2.87523	0.00000	-9.00000	Yes	2.87523
SX274	GLOBAL	Cartesian	-2.87523	0.00000	-8.00000	Yes	-2.87523
SX275	GLOBAL	Cartesian	-2.71595	0.00000	-8.00000	Yes	-2.71595
SX276	GLOBAL	Cartesian	-2.57508	0.00000	-8.00000	Yes	-2.57508
SX277	GLOBAL	Cartesian	-1.71605	0.00000	-8.00000	Yes	-1.71605
SX278	GLOBAL	Cartesian	-1.28703	0.00000	-8.00000	No	-1.28703
SX279	GLOBAL	Cartesian	-0.85801	0.00000	-8.00000	Yes	-0.85801
SX280	GLOBAL	Cartesian	8.149E-14	0.00000	-8.00000	Yes	8.149E-14
SX281	GLOBAL	Cartesian	0.85800	0.00000	-8.00000	Yes	0.85800
SX282	GLOBAL	Cartesian	1.28703	0.00000	-8.00000	No	1.28703
SX283	GLOBAL	Cartesian	1.71605	0.00000	-8.00000	Yes	1.71605
SX284	GLOBAL	Cartesian	2.57508	0.00000	-8.00000	Yes	2.57508
SX285	GLOBAL	Cartesian	2.72516	0.00000	-8.00000	No	2.72516
SX286	GLOBAL	Cartesian	2.87523	0.00000	-8.00000	Yes	2.87523
SX287	GLOBAL	Cartesian	-2.87523	0.00000	-7.00000	Yes	-2.87523
SX288	GLOBAL	Cartesian	-2.71595	0.00000	-7.00000	Yes	-2.71595
SX289	GLOBAL	Cartesian	-2.57508	0.00000	-7.00000	Yes	-2.57508
SX290	GLOBAL	Cartesian	-1.71605	0.00000	-7.00000	Yes	-1.71605
SX291	GLOBAL	Cartesian	-1.28703	0.00000	-7.00000	No	-1.28703
SX292	GLOBAL	Cartesian	-0.85801	0.00000	-7.00000	Yes	-0.85801
SX293	GLOBAL	Cartesian	8.149E-14	0.00000	-7.00000	Yes	8.149E-14
SX294	GLOBAL	Cartesian	0.85800	0.00000	-7.00000	Yes	0.85800
SX295	GLOBAL	Cartesian	1.28703	0.00000	-7.00000	No	1.28703
SX296	GLOBAL	Cartesian	1.71605	0.00000	-7.00000	Yes	1.71605
SX297	GLOBAL	Cartesian	2.57508	0.00000	-7.00000	Yes	2.57508
SX298	GLOBAL	Cartesian	2.72516	0.00000	-7.00000	No	2.72516
SX299	GLOBAL	Cartesian	2.87523	0.00000	-7.00000	Yes	2.87523
SX300	GLOBAL	Cartesian	-2.87523	0.00000	-6.00000	Yes	-2.87523
SX301	GLOBAL	Cartesian	-2.71595	0.00000	-6.00000	Yes	-2.71595
SX302	GLOBAL	Cartesian	-2.57508	0.00000	-6.00000	Yes	-2.57508
SX303	GLOBAL	Cartesian	-1.71605	0.00000	-6.00000	Yes	-1.71605
SX304	GLOBAL	Cartesian	-1.28703	0.00000	-6.00000	No	-1.28703
SX305	GLOBAL	Cartesian	-0.85801	0.00000	-6.00000	Yes	-0.85801
SX306	GLOBAL	Cartesian	8.149E-14	0.00000	-6.00000	Yes	8.149E-14
SX307	GLOBAL	Cartesian	0.85800	0.00000	-6.00000	Yes	0.85800
SX308	GLOBAL	Cartesian	1.28703	0.00000	-6.00000	No	1.28703
SX309	GLOBAL	Cartesian	1.71605	0.00000	-6.00000	Yes	1.71605
SX310	GLOBAL	Cartesian	2.57508	0.00000	-6.00000	Yes	2.57508
SX311	GLOBAL	Cartesian	2.72516	0.00000	-6.00000	No	2.72516
SX312	GLOBAL	Cartesian	2.87523	0.00000	-6.00000	Yes	2.87523
SX313	GLOBAL	Cartesian	-2.87523	0.00000	-5.00000	Yes	-2.87523
SX314	GLOBAL	Cartesian	-2.71595	0.00000	-5.00000	Yes	-2.71595
SX315	GLOBAL	Cartesian	-2.57508	0.00000	-5.00000	Yes	-2.57508
SX316	GLOBAL	Cartesian	-1.71605	0.00000	-5.00000	Yes	-1.71605
SX317	GLOBAL	Cartesian	-1.28703	0.00000	-5.00000	No	-1.28703
SX318	GLOBAL	Cartesian	-0.85801	0.00000	-5.00000	Yes	-0.85801
SX319	GLOBAL	Cartesian	8.149E-14	0.00000	-5.00000	Yes	8.149E-14
SX320	GLOBAL	Cartesian	0.85800	0.00000	-5.00000	Yes	0.85800
SX321	GLOBAL	Cartesian	1.28703	0.00000	-5.00000	No	1.28703
SX322	GLOBAL	Cartesian	1.71605	0.00000	-5.00000	Yes	1.71605
SX323	GLOBAL	Cartesian	2.57508	0.00000	-5.00000	Yes	2.57508
SX324	GLOBAL	Cartesian	2.72516	0.00000	-5.00000	No	2.72516
SX325	GLOBAL	Cartesian	2.87523	0.00000	-5.00000	Yes	2.87523
SX326	GLOBAL	Cartesian	-2.87523	0.00000	-4.00000	Yes	-2.87523
SX327	GLOBAL	Cartesian	-2.71595	0.00000	-4.00000	Yes	-2.71595

SX328	GLOBAL	Cartesian	-2.57508	0.00000	-4.00000	Yes	-2.57508
SX329	GLOBAL	Cartesian	-1.71605	0.00000	-4.00000	Yes	-1.71605
SX330	GLOBAL	Cartesian	-1.28703	0.00000	-4.00000	No	-1.28703
SX331	GLOBAL	Cartesian	-0.85801	0.00000	-4.00000	Yes	-0.85801
SX332	GLOBAL	Cartesian	8.149E-14	0.00000	-4.00000	Yes	8.149E-14
SX333	GLOBAL	Cartesian	0.85800	0.00000	-4.00000	Yes	0.85800
SX334	GLOBAL	Cartesian	1.28703	0.00000	-4.00000	No	1.28703
SX335	GLOBAL	Cartesian	1.71605	0.00000	-4.00000	Yes	1.71605
SX336	GLOBAL	Cartesian	2.57508	0.00000	-4.00000	Yes	2.57508
SX337	GLOBAL	Cartesian	2.72516	0.00000	-4.00000	No	2.72516
SX338	GLOBAL	Cartesian	2.87523	0.00000	-4.00000	Yes	2.87523
SX339	GLOBAL	Cartesian	-2.87523	0.00000	-3.00000	Yes	-2.87523
SX340	GLOBAL	Cartesian	-2.71595	0.00000	-3.00000	Yes	-2.71595
SX341	GLOBAL	Cartesian	-2.57508	0.00000	-3.00000	Yes	-2.57508
SX342	GLOBAL	Cartesian	-1.71605	0.00000	-3.00000	Yes	-1.71605
SX343	GLOBAL	Cartesian	-1.28703	0.00000	-3.00000	No	-1.28703
SX344	GLOBAL	Cartesian	-0.85801	0.00000	-3.00000	Yes	-0.85801
SX345	GLOBAL	Cartesian	8.149E-14	0.00000	-3.00000	Yes	8.149E-14
SX346	GLOBAL	Cartesian	0.85800	0.00000	-3.00000	Yes	0.85800
SX347	GLOBAL	Cartesian	1.28703	0.00000	-3.00000	No	1.28703
SX348	GLOBAL	Cartesian	1.71605	0.00000	-3.00000	Yes	1.71605
SX349	GLOBAL	Cartesian	2.57508	0.00000	-3.00000	Yes	2.57508
SX350	GLOBAL	Cartesian	2.72516	0.00000	-3.00000	No	2.72516
SX351	GLOBAL	Cartesian	2.87523	0.00000	-3.00000	Yes	2.87523
SX352	GLOBAL	Cartesian	-2.87523	0.00000	-2.00000	Yes	-2.87523
SX353	GLOBAL	Cartesian	-2.71595	0.00000	-2.00000	Yes	-2.71595
SX354	GLOBAL	Cartesian	-2.57508	0.00000	-2.00000	Yes	-2.57508
SX355	GLOBAL	Cartesian	-1.71605	0.00000	-2.00000	Yes	-1.71605
SX356	GLOBAL	Cartesian	-1.28703	0.00000	-2.00000	No	-1.28703
SX357	GLOBAL	Cartesian	-0.85801	0.00000	-2.00000	Yes	-0.85801
SX358	GLOBAL	Cartesian	8.149E-14	0.00000	-2.00000	Yes	8.149E-14
SX359	GLOBAL	Cartesian	0.85800	0.00000	-2.00000	Yes	0.85800
SX360	GLOBAL	Cartesian	1.28703	0.00000	-2.00000	No	1.28703
SX361	GLOBAL	Cartesian	1.71605	0.00000	-2.00000	Yes	1.71605
SX362	GLOBAL	Cartesian	2.57508	0.00000	-2.00000	Yes	2.57508
SX363	GLOBAL	Cartesian	2.72516	0.00000	-2.00000	No	2.72516
SX364	GLOBAL	Cartesian	2.87523	0.00000	-2.00000	Yes	2.87523
SX365	GLOBAL	Cartesian	-2.87523	0.00000	-1.00000	Yes	-2.87523
SX366	GLOBAL	Cartesian	-2.71595	0.00000	-1.00000	Yes	-2.71595
SX367	GLOBAL	Cartesian	-2.57508	0.00000	-1.00000	Yes	-2.57508
SX368	GLOBAL	Cartesian	-1.71605	0.00000	-1.00000	Yes	-1.71605
SX369	GLOBAL	Cartesian	-1.28703	0.00000	-1.00000	No	-1.28703
SX370	GLOBAL	Cartesian	-0.85801	0.00000	-1.00000	Yes	-0.85801
SX371	GLOBAL	Cartesian	8.149E-14	0.00000	-1.00000	Yes	8.149E-14
SX372	GLOBAL	Cartesian	0.85800	0.00000	-1.00000	Yes	0.85800
SX373	GLOBAL	Cartesian	1.28703	0.00000	-1.00000	No	1.28703
SX374	GLOBAL	Cartesian	1.71605	0.00000	-1.00000	Yes	1.71605
SX375	GLOBAL	Cartesian	2.57508	0.00000	-1.00000	Yes	2.57508
SX376	GLOBAL	Cartesian	2.72516	0.00000	-1.00000	No	2.72516
SX377	GLOBAL	Cartesian	2.87523	0.00000	-1.00000	Yes	2.87523
SX378	GLOBAL	Cartesian	-2.87523	0.00000	0.00000	Yes	-2.87523
SX379	GLOBAL	Cartesian	-2.71595	0.00000	0.00000	Yes	-2.71595
SX380	GLOBAL	Cartesian	-2.57508	0.00000	0.00000	Yes	-2.57508
SX381	GLOBAL	Cartesian	-1.71605	0.00000	0.00000	Yes	-1.71605
SX382	GLOBAL	Cartesian	-1.28703	0.00000	0.00000	No	-1.28703
SX383	GLOBAL	Cartesian	-0.85801	0.00000	0.00000	Yes	-0.85801
SX384	GLOBAL	Cartesian	8.149E-14	0.00000	0.00000	Yes	8.149E-14
SX385	GLOBAL	Cartesian	0.85800	0.00000	0.00000	Yes	0.85800
SX386	GLOBAL	Cartesian	1.28703	0.00000	0.00000	No	1.28703
SX387	GLOBAL	Cartesian	1.71605	0.00000	0.00000	Yes	1.71605
SX388	GLOBAL	Cartesian	2.57508	0.00000	0.00000	Yes	2.57508
SX389	GLOBAL	Cartesian	2.72516	0.00000	0.00000	No	2.72516
SX390	GLOBAL	Cartesian	2.87523	0.00000	0.00000	Yes	2.87523
SX392	GLOBAL	Cartesian	-2.87523	0.00000	1.00000	No	-2.87523
SX393	GLOBAL	Cartesian	-2.71595	0.00000	1.00000	No	-2.71595
SX394	GLOBAL	Cartesian	-2.57508	0.00000	1.00000	No	-2.57508
SX395	GLOBAL	Cartesian	-1.71605	0.00000	1.00000	No	-1.71605
SX396	GLOBAL	Cartesian	-1.28703	0.00000	1.00000	No	-1.28703
SX397	GLOBAL	Cartesian	-0.85801	0.00000	1.00000	No	-0.85801
SX398	GLOBAL	Cartesian	8.149E-14	0.00000	1.00000	No	8.149E-14
SX399	GLOBAL	Cartesian	0.85800	0.00000	1.00000	No	0.85800
SX400	GLOBAL	Cartesian	1.28703	0.00000	1.00000	No	1.28703
SX401	GLOBAL	Cartesian	1.71605	0.00000	1.00000	No	1.71605
SX402	GLOBAL	Cartesian	2.57508	0.00000	1.00000	No	2.57508
SX403	GLOBAL	Cartesian	2.72516	0.00000	1.00000	No	2.72516
SX404	GLOBAL	Cartesian	2.87523	0.00000	1.00000	No	2.87523
SX405	GLOBAL	Cartesian	-2.87523	0.00000	2.00000	No	-2.87523
SX406	GLOBAL	Cartesian	-2.71595	0.00000	2.00000	No	-2.71595
SX407	GLOBAL	Cartesian	-2.57508	0.00000	2.00000	No	-2.57508
SX408	GLOBAL	Cartesian	-1.71605	0.00000	2.00000	No	-1.71605
SX409	GLOBAL	Cartesian	-1.28703	0.00000	2.00000	No	-1.28703



SX410	GLOBAL	Cartesian	-0.85801	0.00000	2.00000	No	-0.85801
SX411	GLOBAL	Cartesian	8.149E-14	0.00000	2.00000	No	8.149E-14
SX412	GLOBAL	Cartesian	0.85800	0.00000	2.00000	No	0.85800
SX413	GLOBAL	Cartesian	1.28703	0.00000	2.00000	No	1.28703
SX414	GLOBAL	Cartesian	1.71605	0.00000	2.00000	No	1.71605
SX415	GLOBAL	Cartesian	2.57508	0.00000	2.00000	No	2.57508
SX416	GLOBAL	Cartesian	2.72516	0.00000	2.00000	No	2.72516
SX417	GLOBAL	Cartesian	2.87523	0.00000	2.00000	No	2.87523

Table: Joint Coordinates, Part 2 of 2

Joint	GlobalY m	GlobalZ m	GUID
DX1	-1.18000	-29.00000	
DX2	-1.18000	-29.00000	
DX3	-1.18000	-29.00000	
DX4	-1.18000	-29.00000	
DX5	-1.18000	-29.00000	
DX6	-1.18000	-29.00000	
DX7	-1.18000	-29.00000	
DX8	-1.18000	-29.00000	
DX9	-1.18000	-29.00000	
SX1	0.00000	-29.00000	
SX2	0.00000	-29.00000	
SX3	0.00000	-29.00000	
SX4	0.00000	-29.00000	
SX5	0.00000	-29.00000	
SX6	0.00000	-29.00000	
SX7	0.00000	-29.00000	
SX8	0.00000	-29.00000	
SX9	0.00000	-29.00000	
DX10	-1.18000	-29.00000	
DX11	-1.18000	-29.00000	
DX12	-1.18000	-29.00000	
DX13	-1.18000	-29.00000	
DX14	-1.18000	-28.00000	
DX15	-1.18000	-28.00000	
DX16	-1.18000	-28.00000	
DX17	-1.18000	-28.00000	
DX18	-1.18000	-28.00000	
DX19	-1.18000	-28.00000	
DX20	-1.18000	-28.00000	
DX21	-1.18000	-28.00000	
DX22	-1.18000	-28.00000	
DX23	-1.18000	-28.00000	
DX24	-1.18000	-28.00000	
DX25	-1.18000	-28.00000	
DX26	-1.18000	-28.00000	
DX27	-1.18000	-27.00000	
DX28	-1.18000	-27.00000	
DX29	-1.18000	-27.00000	
DX30	-1.18000	-27.00000	
DX31	-1.18000	-27.00000	
DX32	-1.18000	-27.00000	
DX33	-1.18000	-27.00000	
DX34	-1.18000	-27.00000	
DX35	-1.18000	-27.00000	
DX36	-1.18000	-27.00000	
DX37	-1.18000	-27.00000	
DX38	-1.18000	-27.00000	
DX39	-1.18000	-27.00000	
DX40	-1.18000	-26.00000	
DX41	-1.18000	-26.00000	
DX42	-1.18000	-26.00000	
DX43	-1.18000	-26.00000	
DX44	-1.18000	-26.00000	
DX45	-1.18000	-26.00000	
DX46	-1.18000	-26.00000	
DX47	-1.18000	-26.00000	
DX48	-1.18000	-26.00000	
DX49	-1.18000	-26.00000	
DX50	-1.18000	-26.00000	
DX51	-1.18000	-26.00000	
DX52	-1.18000	-26.00000	
DX53	-1.18000	-25.00000	
DX54	-1.18000	-25.00000	
DX55	-1.18000	-25.00000	
DX56	-1.18000	-25.00000	
DX57	-1.18000	-25.00000	



Autorità Portuale di Taranto
 Interventi per il dragaggio di 2,3 M m³ di sedimenti in area Molo Polisettoriale e per la realizzazione di un primo lotto della cassa di colmata funzionale all'ampliamento del V Sporgente del Porto di Taranto

Allegati alla relazione di calcolo strutturale allineamento "BC"

Data 05/2016
 Rev. B
 c.d.c.: C296A
 514B

DX58	-1.18000	-25.00000
DX59	-1.18000	-25.00000
DX60	-1.18000	-25.00000
DX61	-1.18000	-25.00000
DX62	-1.18000	-25.00000
DX63	-1.18000	-25.00000
DX64	-1.18000	-25.00000
DX65	-1.18000	-25.00000
DX66	-1.18000	-24.00000
DX67	-1.18000	-24.00000
DX68	-1.18000	-24.00000
DX69	-1.18000	-24.00000
DX70	-1.18000	-24.00000
DX71	-1.18000	-24.00000
DX72	-1.18000	-24.00000
DX73	-1.18000	-24.00000
DX74	-1.18000	-24.00000
DX75	-1.18000	-24.00000
DX76	-1.18000	-24.00000
DX77	-1.18000	-24.00000
DX78	-1.18000	-24.00000
DX79	-1.18000	-23.00000
DX80	-1.18000	-23.00000
DX81	-1.18000	-23.00000
DX82	-1.18000	-23.00000
DX83	-1.18000	-23.00000
DX84	-1.18000	-23.00000
DX85	-1.18000	-23.00000
DX86	-1.18000	-23.00000
DX87	-1.18000	-23.00000
DX88	-1.18000	-23.00000
DX89	-1.18000	-23.00000
DX90	-1.18000	-23.00000
DX91	-1.18000	-23.00000
DX92	-1.18000	-22.00000
DX93	-1.18000	-22.00000
DX94	-1.18000	-22.00000
DX95	-1.18000	-22.00000
DX96	-1.18000	-22.00000
DX97	-1.18000	-22.00000
DX98	-1.18000	-22.00000
DX99	-1.18000	-22.00000
SX10	0.00000	-29.00000
SX11	0.00000	-29.00000
SX12	0.00000	-29.00000
SX13	0.00000	-29.00000
SX14	0.00000	-28.00000
SX15	0.00000	-28.00000
SX16	0.00000	-28.00000
SX17	0.00000	-28.00000
SX18	0.00000	-28.00000
SX19	0.00000	-28.00000
SX20	0.00000	-28.00000
SX21	0.00000	-28.00000
SX22	0.00000	-28.00000
SX23	0.00000	-28.00000
SX24	0.00000	-28.00000
SX25	0.00000	-28.00000
SX26	0.00000	-28.00000
SX27	0.00000	-27.00000
SX28	0.00000	-27.00000
SX29	0.00000	-27.00000
SX30	0.00000	-27.00000
SX31	0.00000	-27.00000
SX32	0.00000	-27.00000
SX33	0.00000	-27.00000
SX34	0.00000	-27.00000
SX35	0.00000	-27.00000
SX36	0.00000	-27.00000
SX37	0.00000	-27.00000
SX38	0.00000	-27.00000
SX39	0.00000	-27.00000
SX40	0.00000	-26.00000
SX41	0.00000	-26.00000
SX42	0.00000	-26.00000
SX43	0.00000	-26.00000
SX44	0.00000	-26.00000
SX45	0.00000	-26.00000
SX46	0.00000	-26.00000
SX47	0.00000	-26.00000
SX48	0.00000	-26.00000



SX49	0.00000	-26.00000
SX50	0.00000	-26.00000
SX51	0.00000	-26.00000
SX52	0.00000	-26.00000
SX53	0.00000	-25.00000
SX54	0.00000	-25.00000
SX55	0.00000	-25.00000
SX56	0.00000	-25.00000
SX57	0.00000	-25.00000
SX58	0.00000	-25.00000
SX59	0.00000	-25.00000
SX60	0.00000	-25.00000
SX61	0.00000	-25.00000
SX62	0.00000	-25.00000
SX63	0.00000	-25.00000
SX64	0.00000	-25.00000
SX65	0.00000	-25.00000
SX66	0.00000	-24.00000
SX67	0.00000	-24.00000
SX68	0.00000	-24.00000
SX69	0.00000	-24.00000
SX70	0.00000	-24.00000
SX71	0.00000	-24.00000
SX72	0.00000	-24.00000
SX73	0.00000	-24.00000
SX74	0.00000	-24.00000
SX75	0.00000	-24.00000
SX76	0.00000	-24.00000
SX77	0.00000	-24.00000
SX78	0.00000	-24.00000
SX79	0.00000	-23.00000
SX80	0.00000	-23.00000
SX81	0.00000	-23.00000
SX82	0.00000	-23.00000
SX83	0.00000	-23.00000
SX84	0.00000	-23.00000
SX85	0.00000	-23.00000
SX86	0.00000	-23.00000
SX87	0.00000	-23.00000
SX88	0.00000	-23.00000
SX89	0.00000	-23.00000
SX90	0.00000	-23.00000
SX91	0.00000	-23.00000
SX92	0.00000	-22.00000
SX93	0.00000	-22.00000
SX94	0.00000	-22.00000
SX95	0.00000	-22.00000
SX96	0.00000	-22.00000
SX97	0.00000	-22.00000
SX98	0.00000	-22.00000
SX99	0.00000	-22.00000
DX100	-1.18000	-22.00000
DX101	-1.18000	-22.00000
DX102	-1.18000	-22.00000
DX103	-1.18000	-22.00000
DX104	-1.18000	-22.00000
DX105	-1.18000	-21.00000
DX106	-1.18000	-21.00000
DX107	-1.18000	-21.00000
DX108	-1.18000	-21.00000
DX109	-1.18000	-21.00000
DX110	-1.18000	-21.00000
DX111	-1.18000	-21.00000
DX112	-1.18000	-21.00000
DX113	-1.18000	-21.00000
DX114	-1.18000	-21.00000
DX115	-1.18000	-21.00000
DX116	-1.18000	-21.00000
DX117	-1.18000	-21.00000
DX118	-1.18000	-20.00000
DX119	-1.18000	-20.00000
DX120	-1.18000	-20.00000
DX121	-1.18000	-20.00000
DX122	-1.18000	-20.00000
DX123	-1.18000	-20.00000
DX124	-1.18000	-20.00000
DX125	-1.18000	-20.00000
DX126	-1.18000	-20.00000
DX127	-1.18000	-20.00000
DX128	-1.18000	-20.00000
DX129	-1.18000	-20.00000



Autorità Portuale di Taranto
 Interventi per il dragaggio di 2,3 M m³ di sedimenti in area Molo Polisettoriale e per la realizzazione di un primo lotto della cassa di colmata funzionale all'ampliamento del V Sporgente del Porto di Taranto

Allegati alla relazione di calcolo strutturale allineamento "BC"

Data 05/2016
 Rev. B
 c.d.c.: C296A
 514B



DX130	-1.18000	-20.00000
DX131	-1.18000	-19.00000
DX132	-1.18000	-19.00000
DX133	-1.18000	-19.00000
DX134	-1.18000	-19.00000
DX135	-1.18000	-19.00000
DX136	-1.18000	-19.00000
DX137	-1.18000	-19.00000
DX138	-1.18000	-19.00000
DX139	-1.18000	-19.00000
DX140	-1.18000	-19.00000
DX141	-1.18000	-19.00000
DX142	-1.18000	-19.00000
DX143	-1.18000	-19.00000
DX144	-1.18000	-18.00000
DX145	-1.18000	-18.00000
DX146	-1.18000	-18.00000
DX147	-1.18000	-18.00000
DX148	-1.18000	-18.00000
DX149	-1.18000	-18.00000
DX150	-1.18000	-18.00000
DX151	-1.18000	-18.00000
DX152	-1.18000	-18.00000
DX153	-1.18000	-18.00000
DX154	-1.18000	-18.00000
DX155	-1.18000	-18.00000
DX156	-1.18000	-18.00000
DX157	-1.18000	-17.00000
DX158	-1.18000	-17.00000
DX159	-1.18000	-17.00000
DX160	-1.18000	-17.00000
DX161	-1.18000	-17.00000
DX162	-1.18000	-17.00000
DX163	-1.18000	-17.00000
DX164	-1.18000	-17.00000
DX165	-1.18000	-17.00000
DX166	-1.18000	-17.00000
DX167	-1.18000	-17.00000
DX168	-1.18000	-17.00000
DX169	-1.18000	-17.00000
DX170	-1.18000	-16.00000
DX171	-1.18000	-16.00000
DX172	-1.18000	-16.00000
DX173	-1.18000	-16.00000
DX174	-1.18000	-16.00000
DX175	-1.18000	-16.00000
DX176	-1.18000	-16.00000
DX177	-1.18000	-16.00000
DX178	-1.18000	-16.00000
DX179	-1.18000	-16.00000
DX180	-1.18000	-16.00000
DX181	-1.18000	-16.00000
DX182	-1.18000	-16.00000
DX183	-1.18000	-15.00000
DX184	-1.18000	-15.00000
DX185	-1.18000	-15.00000
DX186	-1.18000	-15.00000
DX187	-1.18000	-15.00000
DX188	-1.18000	-15.00000
DX189	-1.18000	-15.00000
DX190	-1.18000	-15.00000
DX191	-1.18000	-15.00000
DX192	-1.18000	-15.00000
DX193	-1.18000	-15.00000
DX194	-1.18000	-15.00000
DX195	-1.18000	-15.00000
DX196	-1.18000	-14.00000
DX197	-1.18000	-14.00000
DX198	-1.18000	-14.00000
DX199	-1.18000	-14.00000
DX200	-1.18000	-14.00000
DX201	-1.18000	-14.00000
DX202	-1.18000	-14.00000
DX203	-1.18000	-14.00000
DX204	-1.18000	-14.00000
DX205	-1.18000	-14.00000
DX206	-1.18000	-14.00000
DX207	-1.18000	-14.00000
DX208	-1.18000	-14.00000
DX209	-1.18000	-13.00000
DX210	-1.18000	-13.00000



Autorità Portuale di Taranto
 Interventi per il dragaggio di 2,3 M m³ di sedimenti in area Molo Polisettoriale e per la realizzazione di un primo lotto della cassa di colmata funzionale all'ampliamento del V Sporgente del Porto di Taranto

Allegati alla relazione di calcolo strutturale allineamento "BC"

Data 05/2016
 Rev. B
 c.d.c.: C296A
 514B

DX211	-1.18000	-13.00000
DX212	-1.18000	-13.00000
DX213	-1.18000	-13.00000
DX214	-1.18000	-13.00000
DX215	-1.18000	-13.00000
DX216	-1.18000	-13.00000
DX217	-1.18000	-13.00000
DX218	-1.18000	-13.00000
DX219	-1.18000	-13.00000
DX220	-1.18000	-13.00000
DX221	-1.18000	-13.00000
DX222	-1.18000	-12.00000
DX223	-1.18000	-12.00000
DX224	-1.18000	-12.00000
DX225	-1.18000	-12.00000
DX226	-1.18000	-12.00000
DX227	-1.18000	-12.00000
DX228	-1.18000	-12.00000
DX229	-1.18000	-12.00000
DX230	-1.18000	-12.00000
DX231	-1.18000	-12.00000
DX232	-1.18000	-12.00000
DX233	-1.18000	-12.00000
DX234	-1.18000	-12.00000
DX235	-1.18000	-11.00000
DX236	-1.18000	-11.00000
DX237	-1.18000	-11.00000
DX238	-1.18000	-11.00000
DX239	-1.18000	-11.00000
DX240	-1.18000	-11.00000
DX241	-1.18000	-11.00000
DX242	-1.18000	-11.00000
DX243	-1.18000	-11.00000
DX244	-1.18000	-11.00000
DX245	-1.18000	-11.00000
DX246	-1.18000	-11.00000
DX247	-1.18000	-11.00000
DX248	-1.18000	-10.00000
DX249	-1.18000	-10.00000
DX250	-1.18000	-10.00000
DX251	-1.18000	-10.00000
DX252	-1.18000	-10.00000
DX253	-1.18000	-10.00000
DX254	-1.18000	-10.00000
DX255	-1.18000	-10.00000
DX256	-1.18000	-10.00000
DX257	-1.18000	-10.00000
DX258	-1.18000	-10.00000
DX259	-1.18000	-10.00000
DX260	-1.18000	-10.00000
DX261	-1.18000	-9.00000
DX262	-1.18000	-9.00000
DX263	-1.18000	-9.00000
DX264	-1.18000	-9.00000
DX265	-1.18000	-9.00000
DX266	-1.18000	-9.00000
DX267	-1.18000	-9.00000
DX268	-1.18000	-9.00000
DX269	-1.18000	-9.00000
DX270	-1.18000	-9.00000
DX271	-1.18000	-9.00000
DX272	-1.18000	-9.00000
DX273	-1.18000	-9.00000
DX274	-1.18000	-8.00000
DX275	-1.18000	-8.00000
DX276	-1.18000	-8.00000
DX277	-1.18000	-8.00000
DX278	-1.18000	-8.00000
DX279	-1.18000	-8.00000
DX280	-1.18000	-8.00000
DX281	-1.18000	-8.00000
DX282	-1.18000	-8.00000
DX283	-1.18000	-8.00000
DX284	-1.18000	-8.00000
DX285	-1.18000	-8.00000
DX286	-1.18000	-8.00000
DX287	-1.18000	-7.00000
DX288	-1.18000	-7.00000
DX289	-1.18000	-7.00000
DX290	-1.18000	-7.00000
DX291	-1.18000	-7.00000



DX292	-1.18000	-7.00000
DX293	-1.18000	-7.00000
DX294	-1.18000	-7.00000
DX295	-1.18000	-7.00000
DX296	-1.18000	-7.00000
DX297	-1.18000	-7.00000
DX298	-1.18000	-7.00000
DX299	-1.18000	-7.00000
DX300	-1.18000	-6.00000
DX301	-1.18000	-6.00000
DX302	-1.18000	-6.00000
DX303	-1.18000	-6.00000
DX304	-1.18000	-6.00000
DX305	-1.18000	-6.00000
DX306	-1.18000	-6.00000
DX307	-1.18000	-6.00000
DX308	-1.18000	-6.00000
DX309	-1.18000	-6.00000
DX310	-1.18000	-6.00000
DX311	-1.18000	-6.00000
DX312	-1.18000	-6.00000
DX313	-1.18000	-5.00000
DX314	-1.18000	-5.00000
DX315	-1.18000	-5.00000
DX316	-1.18000	-5.00000
DX317	-1.18000	-5.00000
DX318	-1.18000	-5.00000
DX319	-1.18000	-5.00000
DX320	-1.18000	-5.00000
DX321	-1.18000	-5.00000
DX322	-1.18000	-5.00000
DX323	-1.18000	-5.00000
DX324	-1.18000	-5.00000
DX325	-1.18000	-5.00000
DX326	-1.18000	-4.00000
DX327	-1.18000	-4.00000
DX328	-1.18000	-4.00000
DX329	-1.18000	-4.00000
DX330	-1.18000	-4.00000
DX331	-1.18000	-4.00000
DX332	-1.18000	-4.00000
DX333	-1.18000	-4.00000
DX334	-1.18000	-4.00000
DX335	-1.18000	-4.00000
DX336	-1.18000	-4.00000
DX337	-1.18000	-4.00000
DX338	-1.18000	-4.00000
DX339	-1.18000	-3.00000
DX340	-1.18000	-3.00000
DX341	-1.18000	-3.00000
DX342	-1.18000	-3.00000
DX343	-1.18000	-3.00000
DX344	-1.18000	-3.00000
DX345	-1.18000	-3.00000
DX346	-1.18000	-3.00000
DX347	-1.18000	-3.00000
DX348	-1.18000	-3.00000
DX349	-1.18000	-3.00000
DX350	-1.18000	-3.00000
DX351	-1.18000	-3.00000
DX352	-1.18000	-2.00000
DX353	-1.18000	-2.00000
DX354	-1.18000	-2.00000
DX355	-1.18000	-2.00000
DX356	-1.18000	-2.00000
DX357	-1.18000	-2.00000
DX358	-1.18000	-2.00000
DX359	-1.18000	-2.00000
DX360	-1.18000	-2.00000
DX361	-1.18000	-2.00000
DX362	-1.18000	-2.00000
DX363	-1.18000	-2.00000
DX364	-1.18000	-2.00000
DX365	-1.18000	-1.00000
DX366	-1.18000	-1.00000
DX367	-1.18000	-1.00000
DX368	-1.18000	-1.00000
DX369	-1.18000	-1.00000
DX370	-1.18000	-1.00000
DX371	-1.18000	-1.00000
DX372	-1.18000	-1.00000



Autorità Portuale di Taranto
Interventi per il dragaggio di 2,3 M m³ di sedimenti in area Molo Polisettoriale e per la realizzazione di un primo lotto della cassa di colmata funzionale all'ampliamento del V Sporgente del Porto di Taranto

Allegati alla relazione di calcolo strutturale allineamento "BC"

Data 05/2016
Rev. B
c.d.c.: C296A
514B



DX373	-1.18000	-1.00000
DX374	-1.18000	-1.00000
DX375	-1.18000	-1.00000
DX376	-1.18000	-1.00000
DX377	-1.18000	-1.00000
DX378	-1.18000	0.00000
DX379	-1.18000	0.00000
DX380	-1.18000	0.00000
DX381	-1.18000	0.00000
DX382	-1.18000	0.00000
DX383	-1.18000	0.00000
DX384	-1.18000	0.00000
DX385	-1.18000	0.00000
DX386	-1.18000	0.00000
DX387	-1.18000	0.00000
DX388	-1.18000	0.00000
DX389	-1.18000	0.00000
DX390	-1.18000	0.00000
DX391	-1.18000	1.00000
DX392	-1.18000	1.00000
DX393	-1.18000	1.00000
DX394	-1.18000	1.00000
DX395	-1.18000	1.00000
DX396	-1.18000	1.00000
DX397	-1.18000	1.00000
DX398	-1.18000	1.00000
DX399	-1.18000	1.00000
DX400	-1.18000	1.00000
DX401	-1.18000	1.00000
DX402	-1.18000	1.00000
DX403	-1.18000	1.00000
DX404	-1.18000	2.00000
DX405	-1.18000	2.00000
DX406	-1.18000	2.00000
DX407	-1.18000	2.00000
DX408	-1.18000	2.00000
DX409	-1.18000	2.00000
DX410	-1.18000	2.00000
DX411	-1.18000	2.00000
DX412	-1.18000	2.00000
DX413	-1.18000	2.00000
DX414	-1.18000	2.00000
DX415	-1.18000	2.00000
DX416	-1.18000	2.00000
SX100	0.00000	-22.00000
SX101	0.00000	-22.00000
SX102	0.00000	-22.00000
SX103	0.00000	-22.00000
SX104	0.00000	-22.00000
SX105	0.00000	-21.00000
SX106	0.00000	-21.00000
SX107	0.00000	-21.00000
SX108	0.00000	-21.00000
SX109	0.00000	-21.00000
SX110	0.00000	-21.00000
SX111	0.00000	-21.00000
SX112	0.00000	-21.00000
SX113	0.00000	-21.00000
SX114	0.00000	-21.00000
SX115	0.00000	-21.00000
SX116	0.00000	-21.00000
SX117	0.00000	-21.00000
SX118	0.00000	-20.00000
SX119	0.00000	-20.00000
SX120	0.00000	-20.00000
SX121	0.00000	-20.00000
SX122	0.00000	-20.00000
SX123	0.00000	-20.00000
SX124	0.00000	-20.00000
SX125	0.00000	-20.00000
SX126	0.00000	-20.00000
SX127	0.00000	-20.00000
SX128	0.00000	-20.00000
SX129	0.00000	-20.00000
SX130	0.00000	-20.00000
SX131	0.00000	-19.00000
SX132	0.00000	-19.00000
SX133	0.00000	-19.00000
SX134	0.00000	-19.00000
SX135	0.00000	-19.00000
SX136	0.00000	-19.00000



Autorità Portuale di Taranto
Interventi per il dragaggio di 2,3 M m³ di sedimenti in area Molo Polisettoriale e per la realizzazione di un primo lotto della cassa di colmata funzionale all'ampliamento del V Sporgente del Porto di Taranto

Allegati alla relazione di calcolo strutturale allineamento "BC"

Data 05/2016
Rev. B
c.d.c.: C296A
514B



SX137	0.00000	-19.00000
SX138	0.00000	-19.00000
SX139	0.00000	-19.00000
SX140	0.00000	-19.00000
SX141	0.00000	-19.00000
SX142	0.00000	-19.00000
SX143	0.00000	-19.00000
SX144	0.00000	-18.00000
SX145	0.00000	-18.00000
SX146	0.00000	-18.00000
SX147	0.00000	-18.00000
SX148	0.00000	-18.00000
SX149	0.00000	-18.00000
SX150	0.00000	-18.00000
SX151	0.00000	-18.00000
SX152	0.00000	-18.00000
SX153	0.00000	-18.00000
SX154	0.00000	-18.00000
SX155	0.00000	-18.00000
SX156	0.00000	-18.00000
SX157	0.00000	-17.00000
SX158	0.00000	-17.00000
SX159	0.00000	-17.00000
SX160	0.00000	-17.00000
SX161	0.00000	-17.00000
SX162	0.00000	-17.00000
SX163	0.00000	-17.00000
SX164	0.00000	-17.00000
SX165	0.00000	-17.00000
SX166	0.00000	-17.00000
SX167	0.00000	-17.00000
SX168	0.00000	-17.00000
SX169	0.00000	-17.00000
SX170	0.00000	-16.00000
SX171	0.00000	-16.00000
SX172	0.00000	-16.00000
SX173	0.00000	-16.00000
SX174	0.00000	-16.00000
SX175	0.00000	-16.00000
SX176	0.00000	-16.00000
SX177	0.00000	-16.00000
SX178	0.00000	-16.00000
SX179	0.00000	-16.00000
SX180	0.00000	-16.00000
SX181	0.00000	-16.00000
SX182	0.00000	-16.00000
SX183	0.00000	-15.00000
SX184	0.00000	-15.00000
SX185	0.00000	-15.00000
SX186	0.00000	-15.00000
SX187	0.00000	-15.00000
SX188	0.00000	-15.00000
SX189	0.00000	-15.00000
SX190	0.00000	-15.00000
SX191	0.00000	-15.00000
SX192	0.00000	-15.00000
SX193	0.00000	-15.00000
SX194	0.00000	-15.00000
SX195	0.00000	-15.00000
SX196	0.00000	-14.00000
SX197	0.00000	-14.00000
SX198	0.00000	-14.00000
SX199	0.00000	-14.00000
SX200	0.00000	-14.00000
SX201	0.00000	-14.00000
SX202	0.00000	-14.00000
SX203	0.00000	-14.00000
SX204	0.00000	-14.00000
SX205	0.00000	-14.00000
SX206	0.00000	-14.00000
SX207	0.00000	-14.00000
SX208	0.00000	-14.00000
SX209	0.00000	-13.00000
SX210	0.00000	-13.00000
SX211	0.00000	-13.00000
SX212	0.00000	-13.00000
SX213	0.00000	-13.00000
SX214	0.00000	-13.00000
SX215	0.00000	-13.00000
SX216	0.00000	-13.00000
SX217	0.00000	-13.00000



Autorità Portuale di Taranto
 Interventi per il dragaggio di 2,3 M m³ di sedimenti in area Molo Polisettoriale e per la realizzazione di un primo lotto della cassa di colmata funzionale all'ampliamento del V Sporgente del Porto di Taranto

Allegati alla relazione di calcolo strutturale allineamento "BC"

Data 05/2016
 Rev. B
 c.d.c.: C296A
 514B



ingLuigiSeverini.studio
Ingegneria Italiana



SX218	0.00000	-13.00000
SX219	0.00000	-13.00000
SX220	0.00000	-13.00000
SX221	0.00000	-13.00000
SX222	0.00000	-12.00000
SX223	0.00000	-12.00000
SX224	0.00000	-12.00000
SX225	0.00000	-12.00000
SX226	0.00000	-12.00000
SX227	0.00000	-12.00000
SX228	0.00000	-12.00000
SX229	0.00000	-12.00000
SX230	0.00000	-12.00000
SX231	0.00000	-12.00000
SX232	0.00000	-12.00000
SX233	0.00000	-12.00000
SX234	0.00000	-12.00000
SX235	0.00000	-11.00000
SX236	0.00000	-11.00000
SX237	0.00000	-11.00000
SX238	0.00000	-11.00000
SX239	0.00000	-11.00000
SX240	0.00000	-11.00000
SX241	0.00000	-11.00000
SX242	0.00000	-11.00000
SX243	0.00000	-11.00000
SX244	0.00000	-11.00000
SX245	0.00000	-11.00000
SX246	0.00000	-11.00000
SX247	0.00000	-11.00000
SX248	0.00000	-10.00000
SX249	0.00000	-10.00000
SX250	0.00000	-10.00000
SX251	0.00000	-10.00000
SX252	0.00000	-10.00000
SX253	0.00000	-10.00000
SX254	0.00000	-10.00000
SX255	0.00000	-10.00000
SX256	0.00000	-10.00000
SX257	0.00000	-10.00000
SX258	0.00000	-10.00000
SX259	0.00000	-10.00000
SX260	0.00000	-10.00000
SX261	0.00000	-9.00000
SX262	0.00000	-9.00000
SX263	0.00000	-9.00000
SX264	0.00000	-9.00000
SX265	0.00000	-9.00000
SX266	0.00000	-9.00000
SX267	0.00000	-9.00000
SX268	0.00000	-9.00000
SX269	0.00000	-9.00000
SX270	0.00000	-9.00000
SX271	0.00000	-9.00000
SX272	0.00000	-9.00000
SX273	0.00000	-9.00000
SX274	0.00000	-8.00000
SX275	0.00000	-8.00000
SX276	0.00000	-8.00000
SX277	0.00000	-8.00000
SX278	0.00000	-8.00000
SX279	0.00000	-8.00000
SX280	0.00000	-8.00000
SX281	0.00000	-8.00000
SX282	0.00000	-8.00000
SX283	0.00000	-8.00000
SX284	0.00000	-8.00000
SX285	0.00000	-8.00000
SX286	0.00000	-8.00000
SX287	0.00000	-7.00000
SX288	0.00000	-7.00000
SX289	0.00000	-7.00000
SX290	0.00000	-7.00000
SX291	0.00000	-7.00000
SX292	0.00000	-7.00000
SX293	0.00000	-7.00000
SX294	0.00000	-7.00000
SX295	0.00000	-7.00000
SX296	0.00000	-7.00000
SX297	0.00000	-7.00000
SX298	0.00000	-7.00000



Autorità Portuale di Taranto
Interventi per il dragaggio di 2,3 M m³ di sedimenti in area Molo Polisettoriale e per la realizzazione di un primo lotto della cassa di colmata funzionale all'ampliamento del V Sporgente del Porto di Taranto

Allegati alla relazione di calcolo strutturale allineamento "BC"

Data 05/2016
Rev. B
c.d.c.: C296A
514B



ingLuigiSeverini.studio
Ingegneria Italiana



SX299	0.00000	-7.00000
SX300	0.00000	-6.00000
SX301	0.00000	-6.00000
SX302	0.00000	-6.00000
SX303	0.00000	-6.00000
SX304	0.00000	-6.00000
SX305	0.00000	-6.00000
SX306	0.00000	-6.00000
SX307	0.00000	-6.00000
SX308	0.00000	-6.00000
SX309	0.00000	-6.00000
SX310	0.00000	-6.00000
SX311	0.00000	-6.00000
SX312	0.00000	-6.00000
SX313	0.00000	-5.00000
SX314	0.00000	-5.00000
SX315	0.00000	-5.00000
SX316	0.00000	-5.00000
SX317	0.00000	-5.00000
SX318	0.00000	-5.00000
SX319	0.00000	-5.00000
SX320	0.00000	-5.00000
SX321	0.00000	-5.00000
SX322	0.00000	-5.00000
SX323	0.00000	-5.00000
SX324	0.00000	-5.00000
SX325	0.00000	-5.00000
SX326	0.00000	-4.00000
SX327	0.00000	-4.00000
SX328	0.00000	-4.00000
SX329	0.00000	-4.00000
SX330	0.00000	-4.00000
SX331	0.00000	-4.00000
SX332	0.00000	-4.00000
SX333	0.00000	-4.00000
SX334	0.00000	-4.00000
SX335	0.00000	-4.00000
SX336	0.00000	-4.00000
SX337	0.00000	-4.00000
SX338	0.00000	-4.00000
SX339	0.00000	-3.00000
SX340	0.00000	-3.00000
SX341	0.00000	-3.00000
SX342	0.00000	-3.00000
SX343	0.00000	-3.00000
SX344	0.00000	-3.00000
SX345	0.00000	-3.00000
SX346	0.00000	-3.00000
SX347	0.00000	-3.00000
SX348	0.00000	-3.00000
SX349	0.00000	-3.00000
SX350	0.00000	-3.00000
SX351	0.00000	-3.00000
SX352	0.00000	-2.00000
SX353	0.00000	-2.00000
SX354	0.00000	-2.00000
SX355	0.00000	-2.00000
SX356	0.00000	-2.00000
SX357	0.00000	-2.00000
SX358	0.00000	-2.00000
SX359	0.00000	-2.00000
SX360	0.00000	-2.00000
SX361	0.00000	-2.00000
SX362	0.00000	-2.00000
SX363	0.00000	-2.00000
SX364	0.00000	-2.00000
SX365	0.00000	-1.00000
SX366	0.00000	-1.00000
SX367	0.00000	-1.00000
SX368	0.00000	-1.00000
SX369	0.00000	-1.00000
SX370	0.00000	-1.00000
SX371	0.00000	-1.00000
SX372	0.00000	-1.00000
SX373	0.00000	-1.00000
SX374	0.00000	-1.00000
SX375	0.00000	-1.00000
SX376	0.00000	-1.00000
SX377	0.00000	-1.00000
SX378	0.00000	0.00000
SX379	0.00000	0.00000



Autorità Portuale di Taranto
Interventi per il dragaggio di 2,3 M m³ di sedimenti in area Molo Polisettoriale e per la realizzazione di un primo lotto della cassa di colmanta funzionale all'ampliamento del V Sporgente del Porto di Taranto

Allegati alla relazione di calcolo strutturale allineamento "BC"

Data 05/2016
Rev. B
c.d.c.: C296A
514B

SX380	0.00000	0.00000
SX381	0.00000	0.00000
SX382	0.00000	0.00000
SX383	0.00000	0.00000
SX384	0.00000	0.00000
SX385	0.00000	0.00000
SX386	0.00000	0.00000
SX387	0.00000	0.00000
SX388	0.00000	0.00000
SX389	0.00000	0.00000
SX390	0.00000	0.00000
SX392	0.00000	1.00000
SX393	0.00000	1.00000
SX394	0.00000	1.00000
SX395	0.00000	1.00000
SX396	0.00000	1.00000
SX397	0.00000	1.00000
SX398	0.00000	1.00000
SX399	0.00000	1.00000
SX400	0.00000	1.00000
SX401	0.00000	1.00000
SX402	0.00000	1.00000
SX403	0.00000	1.00000
SX404	0.00000	1.00000
SX405	0.00000	2.00000
SX406	0.00000	2.00000
SX407	0.00000	2.00000
SX408	0.00000	2.00000
SX409	0.00000	2.00000
SX410	0.00000	2.00000
SX411	0.00000	2.00000
SX412	0.00000	2.00000
SX413	0.00000	2.00000
SX414	0.00000	2.00000
SX415	0.00000	2.00000
SX416	0.00000	2.00000
SX417	0.00000	2.00000

Table: Joint Pattern Assignments

Joint	Pattern	Value
SX6	P_INT_VALLE_0	0.000000
SX6	P_INT_VALLE_F	0.000000
SX6	P_INT_MONTE_F	276.899509
SX6	P_INT_MONTE_0	411.799701
SX6	P_V_2	0.000000
SX6	P_M_2	-672.670730
SX6	P_M_3	-684.878368
SX12	P_INT_VALLE_0	0.000000
SX12	P_INT_VALLE_F	0.000000
SX12	P_INT_MONTE_F	276.899509
SX12	P_INT_MONTE_0	411.799701
SX12	P_V_2	0.000000
SX12	P_M_2	-672.670730
SX12	P_M_3	-684.878368
SX8	P_INT_VALLE_0	0.000000
SX8	P_INT_VALLE_F	0.000000
SX8	P_INT_MONTE_F	276.899509
SX8	P_INT_MONTE_0	411.799701
SX8	P_V_2	0.000000
SX8	P_M_2	-672.670730
SX8	P_M_3	-684.878368
SX25	P_INT_VALLE_0	0.000000
SX25	P_INT_VALLE_F	0.000000
SX25	P_INT_MONTE_F	262.699793
SX25	P_INT_MONTE_0	397.599985
SX25	P_V_2	0.000000
SX25	P_M_2	-567.954567
SX25	P_M_3	-669.804233
SX1	P_INT_VALLE_0	0.000000
SX1	P_INT_VALLE_F	0.000000
SX1	P_INT_MONTE_F	276.899509
SX1	P_INT_MONTE_0	411.799701
SX1	P_V_2	0.000000
SX1	P_M_2	-672.670730
SX1	P_M_3	-684.878368
SX13	P_INT_VALLE_0	0.000000
SX13	P_INT_VALLE_F	0.000000



Autorità Portuale di Taranto
Interventi per il dragaggio di 2,3 M m³ di sedimenti in area Molo Polisettoriale e per la realizzazione di un primo lotto della cassa di colmata funzionale all'ampliamento del V Sporgente del Porto di Taranto

Allegati alla relazione di calcolo strutturale allineamento "BC"

Data 05/2016
Rev. B
c.d.c.: C296A
514B

SX13	P_INT_MONTE_F	276.899509
SX13	P_INT_MONTE_0	411.799701
SX13	P_V_2	0.000000
SX13	P_M_2	-672.670730
SX13	P_M_3	-684.878368
SX38	P_INT_VALLE_0	0.000000
SX38	P_INT_VALLE_F	0.000000
SX38	P_INT_MONTE_F	248.499580
SX38	P_INT_MONTE_0	383.399772
SX38	P_V_2	0.000000
SX38	P_M_2	-313.802754
SX38	P_M_3	-390.836221
SX51	P_INT_VALLE_0	0.000000
SX51	P_INT_VALLE_F	0.000000
SX51	P_INT_MONTE_F	234.299793
SX51	P_INT_MONTE_0	369.199985
SX51	P_V_2	0.000000
SX51	P_M_2	-298.746354
SX51	P_M_3	-372.599110
SX64	P_INT_VALLE_0	0.000000
SX64	P_INT_VALLE_F	0.000000
SX64	P_INT_MONTE_F	220.099793
SX64	P_INT_MONTE_0	354.999985
SX64	P_V_2	0.000000
SX64	P_M_2	-284.674665
SX64	P_M_3	-362.648863
SX77	P_INT_VALLE_0	0.000000
SX77	P_INT_VALLE_F	0.000000
SX77	P_INT_MONTE_F	205.899793
SX77	P_INT_MONTE_0	340.799985
SX77	P_V_2	0.000000
SX77	P_M_2	-275.764002
SX77	P_M_3	-366.937774
SX90	P_INT_VALLE_0	0.000000
SX90	P_INT_VALLE_F	0.000000
SX90	P_INT_MONTE_F	191.551871
SX90	P_INT_MONTE_0	326.452064
SX90	P_V_2	0.000000
SX90	P_M_2	-263.983769
SX90	P_M_3	-388.474117
SX103	P_INT_VALLE_0	0.000000
SX103	P_INT_VALLE_F	0.000000
SX103	P_INT_MONTE_F	177.499793
SX103	P_INT_MONTE_0	312.399985
SX103	P_V_2	0.000000
SX103	P_M_2	-248.097776
SX103	P_M_3	-503.743273
SX2	P_INT_VALLE_0	0.000000
SX2	P_INT_VALLE_F	0.000000
SX2	P_INT_MONTE_F	276.899509
SX2	P_INT_MONTE_0	411.799701
SX2	P_V_2	0.000000
SX2	P_M_2	-672.670730
SX2	P_M_3	-684.878368
SX3	P_INT_VALLE_0	0.000000
SX3	P_INT_VALLE_F	0.000000
SX3	P_INT_MONTE_F	276.899509
SX3	P_INT_MONTE_0	411.799701
SX3	P_V_2	0.000000
SX3	P_M_2	-672.670730
SX3	P_M_3	-684.878368
SX11	P_INT_VALLE_0	0.000000
SX11	P_INT_VALLE_F	0.000000
SX11	P_INT_MONTE_F	276.899509
SX11	P_INT_MONTE_0	411.799701
SX11	P_V_2	0.000000
SX11	P_M_2	-672.670730
SX11	P_M_3	-684.878368
SX116	P_INT_VALLE_0	0.000000
SX116	P_INT_VALLE_F	0.000000
SX116	P_INT_MONTE_F	163.299793
SX116	P_INT_MONTE_0	298.199985
SX116	P_V_2	0.000000
SX116	P_M_2	-234.596772
SX116	P_M_3	-389.159846
SX129	P_INT_VALLE_0	0.000000
SX129	P_INT_VALLE_F	0.000000
SX129	P_INT_MONTE_F	149.099793
SX129	P_INT_MONTE_0	285.035406
SX129	P_V_2	0.000000
SX129	P_M_2	-217.257592

SX129	P_M_3	-372.267881
SX142	P_INT_VALLE_0	0.000000
SX142	P_INT_VALLE_F	0.000000
SX142	P_INT_MONTE_F	134.603964
SX142	P_INT_MONTE_0	269.504156
SX142	P_V_2	0.000000
SX142	P_M_2	-199.881698
SX142	P_M_3	-356.636446
SX155	P_INT_VALLE_0	0.000000
SX155	P_INT_VALLE_F	0.000000
SX155	P_INT_MONTE_F	120.699793
SX155	P_INT_MONTE_0	255.599985
SX155	P_V_2	0.000000
SX155	P_M_2	-183.719187
SX155	P_M_3	-341.403941
SX168	P_INT_VALLE_0	0.000000
SX168	P_INT_VALLE_F	0.000000
SX168	P_INT_MONTE_F	106.499793
SX168	P_INT_MONTE_0	241.399985
SX168	P_V_2	0.000000
SX168	P_M_2	-168.245363
SX168	P_M_3	-324.663500
SX181	P_INT_VALLE_0	0.000000
SX181	P_INT_VALLE_F	0.000000
SX181	P_INT_MONTE_F	93.187293
SX181	P_INT_MONTE_0	228.087485
SX181	P_V_2	0.000000
SX181	P_M_2	-151.211229
SX181	P_M_3	-304.566859
SX194	P_INT_VALLE_0	0.000000
SX194	P_INT_VALLE_F	0.000000
SX194	P_INT_MONTE_F	77.656043
SX194	P_INT_MONTE_0	212.556235
SX194	P_V_2	0.000000
SX194	P_M_2	-135.359803
SX194	P_M_3	-283.731999
SX207	P_INT_VALLE_0	0.000000
SX207	P_INT_VALLE_F	0.000000
SX207	P_INT_MONTE_F	63.899793
SX207	P_INT_MONTE_0	198.799985
SX207	P_V_2	0.000000
SX207	P_M_2	-121.548466
SX207	P_M_3	-263.794808
SX220	P_INT_VALLE_0	0.000000
SX220	P_INT_VALLE_F	0.000000
SX220	P_INT_MONTE_F	49.699793
SX220	P_INT_MONTE_0	184.599985
SX220	P_V_2	0.000000
SX220	P_M_2	-108.412518
SX220	P_M_3	-242.771143
SX7	P_INT_VALLE_0	0.000000
SX7	P_INT_VALLE_F	0.000000
SX7	P_INT_MONTE_F	276.899509
SX7	P_INT_MONTE_0	411.799701
SX7	P_V_2	0.000000
SX7	P_M_2	-672.670730
SX7	P_M_3	-684.878368
SX233	P_INT_VALLE_0	0.000000
SX233	P_INT_VALLE_F	0.000000
SX233	P_INT_MONTE_F	36.239371
SX233	P_INT_MONTE_0	171.139564
SX233	P_V_2	0.000000
SX233	P_M_2	-95.833213
SX233	P_M_3	-220.586629
DX6	P_INT_MONTE_0	0.000000
DX6	P_INT_MONTE_F	0.000000
DX6	P_INT_VALLE_F	-276.899509
DX6	P_INT_VALLE_0	-411.799701
DX6	P_M_2	0.000000
DX6	P_V_2	350.340632
DX6	P_V_3	645.084706
DX8	P_INT_MONTE_0	0.000000
DX8	P_INT_MONTE_F	0.000000
DX8	P_INT_VALLE_F	-276.899509
DX8	P_INT_VALLE_0	-411.799701
DX8	P_M_2	0.000000
DX8	P_V_2	588.365984
DX8	P_V_3	645.084706
SX246	P_INT_VALLE_0	0.000000
SX246	P_INT_VALLE_F	0.000000
SX246	P_INT_MONTE_F	20.707922



Autorità Portuale di Taranto
Interventi per il dragaggio di 2,3 M m³ di sedimenti in area Molo Polisettoriale e per la realizzazione di un primo lotto della cassa di colmata funzionale all'ampliamento del V Sporgente del Porto di Taranto

Allegati alla relazione di calcolo strutturale allineamento "BC"

Data 05/2016
Rev. B
c.d.c.: C296A
514B

SX246	P_INT_MONTE_0	155.608115
SX246	P_V_2	0.000000
SX246	P_M_2	-83.064543
SX246	P_M_3	-194.551067
SX259	P_INT_VALLE_0	0.000000
SX259	P_INT_VALLE_F	0.000000
SX259	P_INT_MONTE_F	7.099793
SX259	P_INT_MONTE_0	141.999985
SX259	P_V_2	0.000000
SX259	P_M_2	-70.623613
SX259	P_M_3	-165.450448
SX272	P_INT_VALLE_0	0.000000
SX272	P_INT_VALLE_F	0.000000
SX272	P_INT_MONTE_F	0.000000
SX272	P_INT_MONTE_0	127.799985
SX272	P_V_2	0.000000
SX272	P_M_2	-51.647787
SX272	P_M_3	-132.041129
DX13	P_INT_MONTE_0	0.000000
DX13	P_INT_MONTE_F	0.000000
DX13	P_INT_VALLE_F	-276.899509
DX13	P_INT_VALLE_0	-411.799701
DX13	P_M_2	0.000000
DX13	P_V_2	588.365984
DX13	P_V_3	645.084706
DX1	P_INT_MONTE_0	0.000000
DX1	P_INT_MONTE_F	0.000000
DX1	P_INT_VALLE_F	-276.899509
DX1	P_INT_VALLE_0	-411.799701
DX1	P_M_2	0.000000
DX1	P_V_2	588.365984
DX1	P_V_3	645.084706
SX285	P_INT_VALLE_0	0.000000
SX285	P_INT_VALLE_F	0.000000
SX285	P_INT_MONTE_F	0.000000
SX285	P_INT_MONTE_0	113.599808
SX285	P_V_2	0.000000
SX285	P_M_2	-97.019060
SX285	P_M_3	-80.391667
SX298	P_INT_VALLE_0	0.000000
SX298	P_INT_VALLE_F	0.000000
SX298	P_INT_MONTE_F	0.000000
SX298	P_INT_MONTE_0	100.287485
SX298	P_V_2	0.000000
SX298	P_M_2	-87.365813
SX298	P_M_3	-70.000000
SX311	P_INT_VALLE_0	0.000000
SX311	P_INT_VALLE_F	0.000000
SX311	P_INT_MONTE_F	0.000000
SX311	P_INT_MONTE_0	85.199985
SX311	P_V_2	0.000000
SX311	P_M_2	-77.755143
SX311	P_M_3	-59.654167
SX324	P_INT_VALLE_0	0.000000
SX324	P_INT_VALLE_F	0.000000
SX324	P_INT_MONTE_F	0.000000
SX324	P_INT_MONTE_0	70.999985
SX324	P_V_2	0.000000
SX324	P_M_2	-69.193401
SX324	P_M_3	-50.437500
SX337	P_INT_VALLE_0	0.000000
SX337	P_INT_VALLE_F	0.000000
SX337	P_INT_MONTE_F	0.000000
SX337	P_INT_MONTE_0	55.912485
SX337	P_V_2	0.000000
SX337	P_M_2	-59.497578
SX337	P_M_3	-40.000000
DX7	P_INT_MONTE_0	0.000000
DX7	P_INT_MONTE_F	0.000000
DX7	P_INT_VALLE_F	-276.899509
DX7	P_INT_VALLE_0	-411.799701
DX7	P_M_2	0.000000
DX7	P_V_2	588.365984
DX7	P_V_3	645.084706
DX3	P_INT_MONTE_0	0.000000
DX3	P_INT_MONTE_F	0.000000
DX3	P_INT_VALLE_F	-276.899509
DX3	P_INT_VALLE_0	-411.799701
DX3	P_M_2	0.000000
DX3	P_V_2	588.365984
DX3	P_V_3	645.084706



Autorità Portuale di Taranto
Interventi per il dragaggio di 2,3 M m³ di sedimenti in area Molo Polisettoriale e per la realizzazione di un primo lotto della cassa di colmata funzionale all'ampliamento del V Sporgente del Porto di Taranto

Allegati alla relazione di calcolo strutturale allineamento "BC"

Data 05/2016
Rev. B
c.d.c.: C296A
514B

DX11	P_INT_MONTE_0	0.000000
DX11	P_INT_MONTE_F	0.000000
DX11	P_INT_VALLE_F	-276.899509
DX11	P_INT_VALLE_0	-411.799701
DX11	P_M_2	0.000000
DX11	P_V_2	588.365984
DX11	P_V_3	645.084706
DX10	P_INT_MONTE_0	0.000000
DX10	P_INT_MONTE_F	0.000000
DX10	P_INT_VALLE_F	-276.899509
DX10	P_INT_VALLE_0	-411.799701
DX10	P_M_2	0.000000
DX10	P_V_2	588.365984
DX10	P_V_3	645.084706
DX4	P_INT_MONTE_0	0.000000
DX4	P_INT_MONTE_F	0.000000
DX4	P_INT_VALLE_F	-276.899509
DX4	P_INT_VALLE_0	-411.799701
DX4	P_M_2	0.000000
DX4	P_V_2	588.365984
DX4	P_V_3	645.084706
SX4	P_INT_VALLE_0	0.000000
SX4	P_INT_VALLE_F	0.000000
SX4	P_INT_MONTE_F	276.899509
SX4	P_INT_MONTE_0	411.799701
SX4	P_V_2	0.000000
SX4	P_M_2	-672.670730
SX4	P_M_3	-684.878368
SX10	P_INT_VALLE_0	0.000000
SX10	P_INT_VALLE_F	0.000000
SX10	P_INT_MONTE_F	276.899509
SX10	P_INT_MONTE_0	411.799701
SX10	P_V_2	0.000000
SX10	P_M_2	-672.670730
SX10	P_M_3	-684.878368
SX19	P_INT_VALLE_0	0.000000
SX19	P_INT_VALLE_F	0.000000
SX19	P_INT_MONTE_F	262.699793
SX19	P_INT_MONTE_0	397.599985
SX19	P_V_2	0.000000
SX19	P_M_2	-567.954567
SX19	P_M_3	-669.804233
SX21	P_INT_VALLE_0	0.000000
SX21	P_INT_VALLE_F	0.000000
SX21	P_INT_MONTE_F	262.699793
SX21	P_INT_MONTE_0	397.599985
SX21	P_V_2	0.000000
SX21	P_M_2	-567.954567
SX21	P_M_3	-669.804233
SX14	P_INT_VALLE_0	0.000000
SX14	P_INT_VALLE_F	0.000000
SX14	P_INT_MONTE_F	262.699793
SX14	P_INT_MONTE_0	397.599985
SX14	P_V_2	0.000000
SX14	P_M_2	-567.954567
SX14	P_M_3	-669.804233
SX26	P_INT_VALLE_0	0.000000
SX26	P_INT_VALLE_F	0.000000
SX26	P_INT_MONTE_F	262.699793
SX26	P_INT_MONTE_0	397.599985
SX26	P_V_2	0.000000
SX26	P_M_2	-567.954567
SX26	P_M_3	-669.804233
SX15	P_INT_VALLE_0	0.000000
SX15	P_INT_VALLE_F	0.000000
SX15	P_INT_MONTE_F	262.699793
SX15	P_INT_MONTE_0	397.599985
SX15	P_V_2	0.000000
SX15	P_M_2	-567.954567
SX15	P_M_3	-669.804233
SX16	P_INT_VALLE_0	0.000000
SX16	P_INT_VALLE_F	0.000000
SX16	P_INT_MONTE_F	262.699793
SX16	P_INT_MONTE_0	397.599985
SX16	P_V_2	0.000000
SX16	P_M_2	-567.954567
SX16	P_M_3	-669.804233
SX24	P_INT_VALLE_0	0.000000
SX24	P_INT_VALLE_F	0.000000
SX24	P_INT_MONTE_F	262.699793
SX24	P_INT_MONTE_0	397.599985

SX24	P_V_2	0.000000
SX24	P_M_2	-567.954567
SX24	P_M_3	-669.804233
SX350	P_INT_VALLE_0	0.000000
SX350	P_INT_VALLE_F	0.000000
SX350	P_INT_MONTE_F	0.000000
SX350	P_INT_MONTE_0	42.599772
SX350	P_V_2	0.000000
SX350	P_M_2	-49.929400
SX350	P_M_3	-29.699910
SX20	P_INT_VALLE_0	0.000000
SX20	P_INT_VALLE_F	0.000000
SX20	P_INT_MONTE_F	262.699793
SX20	P_INT_MONTE_0	397.599985
SX20	P_V_2	0.000000
SX20	P_M_2	-567.954567
SX20	P_M_3	-669.804233
SX17	P_INT_VALLE_0	0.000000
SX17	P_INT_VALLE_F	0.000000
SX17	P_INT_MONTE_F	262.699793
SX17	P_INT_MONTE_0	397.599985
SX17	P_V_2	0.000000
SX17	P_M_2	-567.954567
SX17	P_M_3	-669.804233
SX23	P_INT_VALLE_0	0.000000
SX23	P_INT_VALLE_F	0.000000
SX23	P_INT_MONTE_F	262.699793
SX23	P_INT_MONTE_0	397.599985
SX23	P_V_2	0.000000
SX23	P_M_2	-567.954567
SX23	P_M_3	-669.804233
DX19	P_INT_MONTE_0	0.000000
DX19	P_INT_MONTE_F	0.000000
DX19	P_INT_VALLE_F	-262.699793
DX19	P_INT_VALLE_0	-397.599985
DX19	P_M_2	0.000000
DX19	P_V_2	562.423301
DX19	P_V_3	442.457864
DX21	P_INT_MONTE_0	0.000000
DX21	P_INT_MONTE_F	0.000000
DX21	P_INT_VALLE_F	-262.699793
DX21	P_INT_VALLE_0	-397.599985
DX21	P_M_2	0.000000
DX21	P_V_2	562.423301
DX21	P_V_3	442.457864
DX26	P_INT_MONTE_0	0.000000
DX26	P_INT_MONTE_F	0.000000
DX26	P_INT_VALLE_F	-262.699793
DX26	P_INT_VALLE_0	-397.599985
DX26	P_M_2	0.000000
DX26	P_V_2	562.423301
DX26	P_V_3	442.457864
DX14	P_INT_MONTE_0	0.000000
DX14	P_INT_MONTE_F	0.000000
DX14	P_INT_VALLE_F	-262.699793
DX14	P_INT_VALLE_0	-397.599985
DX14	P_M_2	0.000000
DX14	P_V_2	562.423301
DX14	P_V_3	442.457864
DX20	P_INT_MONTE_0	0.000000
DX20	P_INT_MONTE_F	0.000000
DX20	P_INT_VALLE_F	-262.699793
DX20	P_INT_VALLE_0	-397.599985
DX20	P_M_2	0.000000
DX20	P_V_2	562.423301
DX20	P_V_3	442.457864
DX16	P_INT_MONTE_0	0.000000
DX16	P_INT_MONTE_F	0.000000
DX16	P_INT_VALLE_F	-262.699793
DX16	P_INT_VALLE_0	-397.599985
DX16	P_M_2	0.000000
DX16	P_V_2	562.423301
DX16	P_V_3	442.457864
DX24	P_INT_MONTE_0	0.000000
DX24	P_INT_MONTE_F	0.000000
DX24	P_INT_VALLE_F	-262.699793
DX24	P_INT_VALLE_0	-397.599985
DX24	P_M_2	0.000000
DX24	P_V_2	562.423301
DX24	P_V_3	442.457864
DX23	P_INT_MONTE_0	0.000000

DX23	P_INT_MONTE_F	0.000000
DX23	P_INT_VALLE_F	-262.699793
DX23	P_INT_VALLE_0	-397.599985
DX23	P_M_2	0.000000
DX23	P_V_2	562.423301
DX23	P_V_3	442.457864
DX17	P_INT_MONTE_0	0.000000
DX17	P_INT_MONTE_F	0.000000
DX17	P_INT_VALLE_F	-262.699793
DX17	P_INT_VALLE_0	-397.599985
DX17	P_M_2	0.000000
DX17	P_V_2	562.423301
DX17	P_V_3	442.457864
SX32	P_INT_VALLE_0	0.000000
SX32	P_INT_VALLE_F	0.000000
SX32	P_INT_MONTE_F	248.499580
SX32	P_INT_MONTE_0	383.399772
SX32	P_V_2	0.000000
SX32	P_M_2	-313.802754
SX32	P_M_3	-390.836221
SX34	P_INT_VALLE_0	0.000000
SX34	P_INT_VALLE_F	0.000000
SX34	P_INT_MONTE_F	248.499580
SX34	P_INT_MONTE_0	383.399772
SX34	P_V_2	0.000000
SX34	P_M_2	-313.802754
SX34	P_M_3	-390.836221
SX27	P_INT_VALLE_0	0.000000
SX27	P_INT_VALLE_F	0.000000
SX27	P_INT_MONTE_F	248.499580
SX27	P_INT_MONTE_0	383.399772
SX27	P_V_2	0.000000
SX27	P_M_2	-313.802754
SX27	P_M_3	-390.836221
SX39	P_INT_VALLE_0	0.000000
SX39	P_INT_VALLE_F	0.000000
SX39	P_INT_MONTE_F	248.499580
SX39	P_INT_MONTE_0	383.399772
SX39	P_V_2	0.000000
SX39	P_M_2	-313.802754
SX39	P_M_3	-390.836221
SX28	P_INT_VALLE_0	0.000000
SX28	P_INT_VALLE_F	0.000000
SX28	P_INT_MONTE_F	248.499580
SX28	P_INT_MONTE_0	383.399772
SX28	P_V_2	0.000000
SX28	P_M_2	-313.802754
SX28	P_M_3	-390.836221
SX29	P_INT_VALLE_0	0.000000
SX29	P_INT_VALLE_F	0.000000
SX29	P_INT_MONTE_F	248.499580
SX29	P_INT_MONTE_0	383.399772
SX29	P_V_2	0.000000
SX29	P_M_2	-313.802754
SX29	P_M_3	-390.836221
SX37	P_INT_VALLE_0	0.000000
SX37	P_INT_VALLE_F	0.000000
SX37	P_INT_MONTE_F	248.499580
SX37	P_INT_MONTE_0	383.399772
SX37	P_V_2	0.000000
SX37	P_M_2	-313.802754
SX37	P_M_3	-390.836221
SX363	P_INT_VALLE_0	0.000000
SX363	P_INT_VALLE_F	0.000000
SX363	P_INT_MONTE_F	0.000000
SX363	P_INT_MONTE_0	28.399985
SX363	P_V_2	0.000000
SX363	P_M_2	-41.568916
SX363	P_M_3	-20.699896
SX33	P_INT_VALLE_0	0.000000
SX33	P_INT_VALLE_F	0.000000
SX33	P_INT_MONTE_F	248.499580
SX33	P_INT_MONTE_0	383.399772
SX33	P_V_2	0.000000
SX33	P_M_2	-313.802754
SX33	P_M_3	-390.836221
SX30	P_INT_VALLE_0	0.000000
SX30	P_INT_VALLE_F	0.000000
SX30	P_INT_MONTE_F	248.499580
SX30	P_INT_MONTE_0	383.399772
SX30	P_V_2	0.000000



Autorità Portuale di Taranto
Interventi per il dragaggio di 2,3 M m³ di sedimenti in area Molo Polisettoriale e per la realizzazione di un primo lotto della cassa di colmata funzionale all'ampliamento del V Sporgente del Porto di Taranto

Allegati alla relazione di calcolo strutturale allineamento "BC"

Data 05/2016
Rev. B
c.d.c.: C296A
514B

SX30	P_M_2	-313.802754
SX30	P_M_3	-390.836221
SX36	P_INT_VALLE_0	0.000000
SX36	P_INT_VALLE_F	0.000000
SX36	P_INT_MONTE_F	248.499580
SX36	P_INT_MONTE_0	383.399772
SX36	P_V_2	0.000000
SX36	P_M_2	-313.802754
SX36	P_M_3	-390.836221
DX32	P_INT_MONTE_0	0.000000
DX32	P_INT_MONTE_F	0.000000
DX32	P_INT_VALLE_F	-248.499580
DX32	P_INT_VALLE_0	-383.399772
DX32	P_M_2	0.000000
DX32	P_V_2	324.644738
DX32	P_V_3	338.152141
DX34	P_INT_MONTE_0	0.000000
DX34	P_INT_MONTE_F	0.000000
DX34	P_INT_VALLE_F	-248.499580
DX34	P_INT_VALLE_0	-383.399772
DX34	P_M_2	0.000000
DX34	P_V_2	324.644738
DX34	P_V_3	338.152141
DX39	P_INT_MONTE_0	0.000000
DX39	P_INT_MONTE_F	0.000000
DX39	P_INT_VALLE_F	-248.499580
DX39	P_INT_VALLE_0	-383.399772
DX39	P_M_2	0.000000
DX39	P_V_2	324.644738
DX39	P_V_3	338.152141
DX27	P_INT_MONTE_0	0.000000
DX27	P_INT_MONTE_F	0.000000
DX27	P_INT_VALLE_F	-248.499580
DX27	P_INT_VALLE_0	-383.399772
DX27	P_M_2	0.000000
DX27	P_V_2	324.644738
DX27	P_V_3	338.152141
DX33	P_INT_MONTE_0	0.000000
DX33	P_INT_MONTE_F	0.000000
DX33	P_INT_VALLE_F	-248.499580
DX33	P_INT_VALLE_0	-383.399772
DX33	P_M_2	0.000000
DX33	P_V_2	324.644738
DX33	P_V_3	338.152141
DX29	P_INT_MONTE_0	0.000000
DX29	P_INT_MONTE_F	0.000000
DX29	P_INT_VALLE_F	-248.499580
DX29	P_INT_VALLE_0	-383.399772
DX29	P_M_2	0.000000
DX29	P_V_2	324.644738
DX29	P_V_3	338.152141
DX37	P_INT_MONTE_0	0.000000
DX37	P_INT_MONTE_F	0.000000
DX37	P_INT_VALLE_F	-248.499580
DX37	P_INT_VALLE_0	-383.399772
DX37	P_M_2	0.000000
DX37	P_V_2	324.644738
DX37	P_V_3	338.152141
DX36	P_INT_MONTE_0	0.000000
DX36	P_INT_MONTE_F	0.000000
DX36	P_INT_VALLE_F	-248.499580
DX36	P_INT_VALLE_0	-383.399772
DX36	P_M_2	0.000000
DX36	P_V_2	324.644738
DX36	P_V_3	338.152141
DX30	P_INT_MONTE_0	0.000000
DX30	P_INT_MONTE_F	0.000000
DX30	P_INT_VALLE_F	-248.499580
DX30	P_INT_VALLE_0	-383.399772
DX30	P_M_2	0.000000
DX30	P_V_2	324.644738
DX30	P_V_3	338.152141
SX45	P_INT_VALLE_0	0.000000
SX45	P_INT_VALLE_F	0.000000
SX45	P_INT_MONTE_F	234.299793
SX45	P_INT_MONTE_0	369.199985
SX45	P_V_2	0.000000
SX45	P_M_2	-298.746354
SX45	P_M_3	-372.599110
SX47	P_INT_VALLE_0	0.000000
SX47	P_INT_VALLE_F	0.000000

SX47	P_INT_MONTE_F	234.299793
SX47	P_INT_MONTE_0	369.199985
SX47	P_V_2	0.000000
SX47	P_M_2	-298.746354
SX47	P_M_3	-372.599110
SX40	P_INT_VALLE_0	0.000000
SX40	P_INT_VALLE_F	0.000000
SX40	P_INT_MONTE_F	234.299793
SX40	P_INT_MONTE_0	369.199985
SX40	P_V_2	0.000000
SX40	P_M_2	-298.746354
SX40	P_M_3	-372.599110
SX52	P_INT_VALLE_0	0.000000
SX52	P_INT_VALLE_F	0.000000
SX52	P_INT_MONTE_F	234.299793
SX52	P_INT_MONTE_0	369.199985
SX52	P_V_2	0.000000
SX52	P_M_2	-298.746354
SX52	P_M_3	-372.599110
SX41	P_INT_VALLE_0	0.000000
SX41	P_INT_VALLE_F	0.000000
SX41	P_INT_MONTE_F	234.299793
SX41	P_INT_MONTE_0	369.199985
SX41	P_V_2	0.000000
SX41	P_M_2	-298.746354
SX41	P_M_3	-372.599110
SX42	P_INT_VALLE_0	0.000000
SX42	P_INT_VALLE_F	0.000000
SX42	P_INT_MONTE_F	234.299793
SX42	P_INT_MONTE_0	369.199985
SX42	P_V_2	0.000000
SX42	P_M_2	-298.746354
SX42	P_M_3	-372.599110
SX50	P_INT_VALLE_0	0.000000
SX50	P_INT_VALLE_F	0.000000
SX50	P_INT_MONTE_F	234.299793
SX50	P_INT_MONTE_0	369.199985
SX50	P_V_2	0.000000
SX50	P_M_2	-298.746354
SX50	P_M_3	-372.599110
SX376	P_INT_VALLE_0	0.000000
SX376	P_INT_VALLE_F	0.000000
SX376	P_INT_MONTE_F	0.000000
SX376	P_INT_MONTE_0	14.199985
SX376	P_V_2	0.000000
SX376	P_M_2	-31.954567
SX376	P_M_3	-10.350103
SX46	P_INT_VALLE_0	0.000000
SX46	P_INT_VALLE_F	0.000000
SX46	P_INT_MONTE_F	234.299793
SX46	P_INT_MONTE_0	369.199985
SX46	P_V_2	0.000000
SX46	P_M_2	-298.746354
SX46	P_M_3	-372.599110
SX43	P_INT_VALLE_0	0.000000
SX43	P_INT_VALLE_F	0.000000
SX43	P_INT_MONTE_F	234.299793
SX43	P_INT_MONTE_0	369.199985
SX43	P_V_2	0.000000
SX43	P_M_2	-298.746354
SX43	P_M_3	-372.599110
SX49	P_INT_VALLE_0	0.000000
SX49	P_INT_VALLE_F	0.000000
SX49	P_INT_MONTE_F	234.299793
SX49	P_INT_MONTE_0	369.199985
SX49	P_V_2	0.000000
SX49	P_M_2	-298.746354
SX49	P_M_3	-372.599110
DX45	P_INT_MONTE_0	0.000000
DX45	P_INT_MONTE_F	0.000000
DX45	P_INT_VALLE_F	-234.299793
DX45	P_INT_VALLE_0	-369.199985
DX45	P_M_2	0.000000
DX45	P_V_2	305.425531
DX45	P_V_3	335.866032
DX47	P_INT_MONTE_0	0.000000
DX47	P_INT_MONTE_F	0.000000
DX47	P_INT_VALLE_F	-234.299793
DX47	P_INT_VALLE_0	-369.199985
DX47	P_M_2	0.000000
DX47	P_V_2	305.425531

DX47	P_V_3	335.866032
DX52	P_INT_MONTE_0	0.000000
DX52	P_INT_MONTE_F	0.000000
DX52	P_INT_VALLE_F	-234.299793
DX52	P_INT_VALLE_0	-369.199985
DX52	P_M_2	0.000000
DX52	P_V_2	305.425531
DX52	P_V_3	335.866032
DX40	P_INT_MONTE_0	0.000000
DX40	P_INT_MONTE_F	0.000000
DX40	P_INT_VALLE_F	-234.299793
DX40	P_INT_VALLE_0	-369.199985
DX40	P_M_2	0.000000
DX40	P_V_2	305.425531
DX40	P_V_3	335.866032
DX46	P_INT_MONTE_0	0.000000
DX46	P_INT_MONTE_F	0.000000
DX46	P_INT_VALLE_F	-234.299793
DX46	P_INT_VALLE_0	-369.199985
DX46	P_M_2	0.000000
DX46	P_V_2	305.425531
DX46	P_V_3	335.866032
DX42	P_INT_MONTE_0	0.000000
DX42	P_INT_MONTE_F	0.000000
DX42	P_INT_VALLE_F	-234.299793
DX42	P_INT_VALLE_0	-369.199985
DX42	P_M_2	0.000000
DX42	P_V_2	305.425531
DX42	P_V_3	335.866032
DX50	P_INT_MONTE_0	0.000000
DX50	P_INT_MONTE_F	0.000000
DX50	P_INT_VALLE_F	-234.299793
DX50	P_INT_VALLE_0	-369.199985
DX50	P_M_2	0.000000
DX50	P_V_2	305.425531
DX50	P_V_3	335.866032
DX49	P_INT_MONTE_0	0.000000
DX49	P_INT_MONTE_F	0.000000
DX49	P_INT_VALLE_F	-234.299793
DX49	P_INT_VALLE_0	-369.199985
DX49	P_M_2	0.000000
DX49	P_V_2	305.425531
DX49	P_V_3	335.866032
DX43	P_INT_MONTE_0	0.000000
DX43	P_INT_MONTE_F	0.000000
DX43	P_INT_VALLE_F	-234.299793
DX43	P_INT_VALLE_0	-369.199985
DX43	P_M_2	0.000000
DX43	P_V_2	305.425531
DX43	P_V_3	335.866032
SX58	P_INT_VALLE_0	0.000000
SX58	P_INT_VALLE_F	0.000000
SX58	P_INT_MONTE_F	220.099793
SX58	P_INT_MONTE_0	354.999985
SX58	P_V_2	0.000000
SX58	P_M_2	-284.674665
SX58	P_M_3	-362.648863
SX60	P_INT_VALLE_0	0.000000
SX60	P_INT_VALLE_F	0.000000
SX60	P_INT_MONTE_F	220.099793
SX60	P_INT_MONTE_0	354.999985
SX60	P_V_2	0.000000
SX60	P_M_2	-284.674665
SX60	P_M_3	-362.648863
SX53	P_INT_VALLE_0	0.000000
SX53	P_INT_VALLE_F	0.000000
SX53	P_INT_MONTE_F	220.099793
SX53	P_INT_MONTE_0	354.999985
SX53	P_V_2	0.000000
SX53	P_M_2	-284.674665
SX53	P_M_3	-362.648863
SX65	P_INT_VALLE_0	0.000000
SX65	P_INT_VALLE_F	0.000000
SX65	P_INT_MONTE_F	220.099793
SX65	P_INT_MONTE_0	354.999985
SX65	P_V_2	0.000000
SX65	P_M_2	-284.674665
SX65	P_M_3	-362.648863
SX54	P_INT_VALLE_0	0.000000
SX54	P_INT_VALLE_F	0.000000
SX54	P_INT_MONTE_F	220.099793

SX54	P_INT_MONTE_0	354.999985
SX54	P_V_2	0.000000
SX54	P_M_2	-284.674665
SX54	P_M_3	-362.648863
SX55	P_INT_VALLE_0	0.000000
SX55	P_INT_VALLE_F	0.000000
SX55	P_INT_MONTE_F	220.099793
SX55	P_INT_MONTE_0	354.999985
SX55	P_V_2	0.000000
SX55	P_M_2	-284.674665
SX55	P_M_3	-362.648863
SX63	P_INT_VALLE_0	0.000000
SX63	P_INT_VALLE_F	0.000000
SX63	P_INT_MONTE_F	220.099793
SX63	P_INT_MONTE_0	354.999985
SX63	P_V_2	0.000000
SX63	P_M_2	-284.674665
SX63	P_M_3	-362.648863
SX389	P_INT_VALLE_0	0.000000
SX389	P_INT_VALLE_F	0.000000
SX389	P_INT_MONTE_F	0.000000
SX389	P_INT_MONTE_0	0.000000
SX389	P_V_2	0.000000
SX389	P_M_2	-22.339930
SX389	P_M_3	0.000000
SX59	P_INT_VALLE_0	0.000000
SX59	P_INT_VALLE_F	0.000000
SX59	P_INT_MONTE_F	220.099793
SX59	P_INT_MONTE_0	354.999985
SX59	P_V_2	0.000000
SX59	P_M_2	-284.674665
SX59	P_M_3	-362.648863
SX56	P_INT_VALLE_0	0.000000
SX56	P_INT_VALLE_F	0.000000
SX56	P_INT_MONTE_F	220.099793
SX56	P_INT_MONTE_0	354.999985
SX56	P_V_2	0.000000
SX56	P_M_2	-284.674665
SX56	P_M_3	-362.648863
SX62	P_INT_VALLE_0	0.000000
SX62	P_INT_VALLE_F	0.000000
SX62	P_INT_MONTE_F	220.099793
SX62	P_INT_MONTE_0	354.999985
SX62	P_V_2	0.000000
SX62	P_M_2	-284.674665
SX62	P_M_3	-362.648863
DX58	P_INT_MONTE_0	0.000000
DX58	P_INT_MONTE_F	0.000000
DX58	P_INT_VALLE_F	-220.099793
DX58	P_INT_VALLE_0	-354.999985
DX58	P_M_2	0.000000
DX58	P_V_2	293.061943
DX58	P_V_3	325.651838
DX60	P_INT_MONTE_0	0.000000
DX60	P_INT_MONTE_F	0.000000
DX60	P_INT_VALLE_F	-220.099793
DX60	P_INT_VALLE_0	-354.999985
DX60	P_M_2	0.000000
DX60	P_V_2	293.061943
DX60	P_V_3	325.651838
DX65	P_INT_MONTE_0	0.000000
DX65	P_INT_MONTE_F	0.000000
DX65	P_INT_VALLE_F	-220.099793
DX65	P_INT_VALLE_0	-354.999985
DX65	P_M_2	0.000000
DX65	P_V_2	293.061943
DX65	P_V_3	325.651838
DX53	P_INT_MONTE_0	0.000000
DX53	P_INT_MONTE_F	0.000000
DX53	P_INT_VALLE_F	-220.099793
DX53	P_INT_VALLE_0	-354.999985
DX53	P_M_2	0.000000
DX53	P_V_2	293.061943
DX53	P_V_3	325.651838
DX59	P_INT_MONTE_0	0.000000
DX59	P_INT_MONTE_F	0.000000
DX59	P_INT_VALLE_F	-220.099793
DX59	P_INT_VALLE_0	-354.999985
DX59	P_M_2	0.000000
DX59	P_V_2	293.061943
DX59	P_V_3	325.651838

DX55	P_INT_MONTE_0	0.000000
DX55	P_INT_MONTE_F	0.000000
DX55	P_INT_VALLE_F	-220.099793
DX55	P_INT_VALLE_0	-354.999985
DX55	P_M_2	0.000000
DX55	P_V_2	293.061943
DX55	P_V_3	325.651838
DX63	P_INT_MONTE_0	0.000000
DX63	P_INT_MONTE_F	0.000000
DX63	P_INT_VALLE_F	-220.099793
DX63	P_INT_VALLE_0	-354.999985
DX63	P_M_2	0.000000
DX63	P_V_2	293.061943
DX63	P_V_3	325.651838
DX62	P_INT_MONTE_0	0.000000
DX62	P_INT_MONTE_F	0.000000
DX62	P_INT_VALLE_F	-220.099793
DX62	P_INT_VALLE_0	-354.999985
DX62	P_M_2	0.000000
DX62	P_V_2	293.061943
DX62	P_V_3	325.651838
DX56	P_INT_MONTE_0	0.000000
DX56	P_INT_MONTE_F	0.000000
DX56	P_INT_VALLE_F	-220.099793
DX56	P_INT_VALLE_0	-354.999985
DX56	P_M_2	0.000000
DX56	P_V_2	293.061943
DX56	P_V_3	325.651838
SX71	P_INT_VALLE_0	0.000000
SX71	P_INT_VALLE_F	0.000000
SX71	P_INT_MONTE_F	205.899793
SX71	P_INT_MONTE_0	340.799985
SX71	P_V_2	0.000000
SX71	P_M_2	-275.764002
SX71	P_M_3	-366.937774
SX73	P_INT_VALLE_0	0.000000
SX73	P_INT_VALLE_F	0.000000
SX73	P_INT_MONTE_F	205.899793
SX73	P_INT_MONTE_0	340.799985
SX73	P_V_2	0.000000
SX73	P_M_2	-275.764002
SX73	P_M_3	-366.937774
SX66	P_INT_VALLE_0	0.000000
SX66	P_INT_VALLE_F	0.000000
SX66	P_INT_MONTE_F	205.899793
SX66	P_INT_MONTE_0	340.799985
SX66	P_V_2	0.000000
SX66	P_M_2	-275.764002
SX66	P_M_3	-366.937774
SX78	P_INT_VALLE_0	0.000000
SX78	P_INT_VALLE_F	0.000000
SX78	P_INT_MONTE_F	205.899793
SX78	P_INT_MONTE_0	340.799985
SX78	P_V_2	0.000000
SX78	P_M_2	-275.764002
SX78	P_M_3	-366.937774
SX67	P_INT_VALLE_0	0.000000
SX67	P_INT_VALLE_F	0.000000
SX67	P_INT_MONTE_F	205.899793
SX67	P_INT_MONTE_0	340.799985
SX67	P_V_2	0.000000
SX67	P_M_2	-275.764002
SX67	P_M_3	-366.937774
SX68	P_INT_VALLE_0	0.000000
SX68	P_INT_VALLE_F	0.000000
SX68	P_INT_MONTE_F	205.899793
SX68	P_INT_MONTE_0	340.799985
SX68	P_V_2	0.000000
SX68	P_M_2	-275.764002
SX68	P_M_3	-366.937774
SX76	P_INT_VALLE_0	0.000000
SX76	P_INT_VALLE_F	0.000000
SX76	P_INT_MONTE_F	205.899793
SX76	P_INT_MONTE_0	340.799985
SX76	P_V_2	0.000000
SX76	P_M_2	-275.764002
SX76	P_M_3	-366.937774
SX397	P_INT_VALLE_0	0.000000
SX397	P_INT_VALLE_F	0.000000
SX397	P_INT_MONTE_F	0.000000
SX397	P_INT_MONTE_0	0.000000

SX397	P_V_2	0.000000
SX397	P_M_2	-13.649647
SX397	P_M_3	0.000000
SX72	P_INT_VALLE_0	0.000000
SX72	P_INT_VALLE_F	0.000000
SX72	P_INT_MONTE_F	205.899793
SX72	P_INT_MONTE_0	340.799985
SX72	P_V_2	0.000000
SX72	P_M_2	-275.764002
SX72	P_M_3	-366.937774
SX69	P_INT_VALLE_0	0.000000
SX69	P_INT_VALLE_F	0.000000
SX69	P_INT_MONTE_F	205.899793
SX69	P_INT_MONTE_0	340.799985
SX69	P_V_2	0.000000
SX69	P_M_2	-275.764002
SX69	P_M_3	-366.937774
SX75	P_INT_VALLE_0	0.000000
SX75	P_INT_VALLE_F	0.000000
SX75	P_INT_MONTE_F	205.899793
SX75	P_INT_MONTE_0	340.799985
SX75	P_V_2	0.000000
SX75	P_M_2	-275.764002
SX75	P_M_3	-366.937774
DX71	P_INT_MONTE_0	0.000000
DX71	P_INT_MONTE_F	0.000000
DX71	P_INT_VALLE_F	-205.899793
DX71	P_INT_VALLE_0	-340.799985
DX71	P_M_2	0.000000
DX71	P_V_2	286.908108
DX71	P_V_3	323.343324
DX73	P_INT_MONTE_0	0.000000
DX73	P_INT_MONTE_F	0.000000
DX73	P_INT_VALLE_F	-205.899793
DX73	P_INT_VALLE_0	-340.799985
DX73	P_M_2	0.000000
DX73	P_V_2	286.908108
DX73	P_V_3	323.343324
DX78	P_INT_MONTE_0	0.000000
DX78	P_INT_MONTE_F	0.000000
DX78	P_INT_VALLE_F	-205.899793
DX78	P_INT_VALLE_0	-340.799985
DX78	P_M_2	0.000000
DX78	P_V_2	286.908108
DX78	P_V_3	323.343324
DX66	P_INT_MONTE_0	0.000000
DX66	P_INT_MONTE_F	0.000000
DX66	P_INT_VALLE_F	-205.899793
DX66	P_INT_VALLE_0	-340.799985
DX66	P_M_2	0.000000
DX66	P_V_2	286.908108
DX66	P_V_3	323.343324
DX72	P_INT_MONTE_0	0.000000
DX72	P_INT_MONTE_F	0.000000
DX72	P_INT_VALLE_F	-205.899793
DX72	P_INT_VALLE_0	-340.799985
DX72	P_M_2	0.000000
DX72	P_V_2	286.908108
DX72	P_V_3	323.343324
DX68	P_INT_MONTE_0	0.000000
DX68	P_INT_MONTE_F	0.000000
DX68	P_INT_VALLE_F	-205.899793
DX68	P_INT_VALLE_0	-340.799985
DX68	P_M_2	0.000000
DX68	P_V_2	286.908108
DX68	P_V_3	323.343324
DX76	P_INT_MONTE_0	0.000000
DX76	P_INT_MONTE_F	0.000000
DX76	P_INT_VALLE_F	-205.899793
DX76	P_INT_VALLE_0	-340.799985
DX76	P_M_2	0.000000
DX76	P_V_2	286.908108
DX76	P_V_3	323.343324
DX75	P_INT_MONTE_0	0.000000
DX75	P_INT_MONTE_F	0.000000
DX75	P_INT_VALLE_F	-205.899793
DX75	P_INT_VALLE_0	-340.799985
DX75	P_M_2	0.000000
DX75	P_V_2	286.908108
DX75	P_V_3	323.343324
DX69	P_INT_MONTE_0	0.000000

DX69	P_INT_MONTE_F	0.000000
DX69	P_INT_VALLE_F	-205.899793
DX69	P_INT_VALLE_0	-340.799985
DX69	P_M_2	0.000000
DX69	P_V_2	286.908108
DX69	P_V_3	323.343324
SX84	P_INT_VALLE_0	0.000000
SX84	P_INT_VALLE_F	0.000000
SX84	P_INT_MONTE_F	191.551871
SX84	P_INT_MONTE_0	326.452064
SX84	P_V_2	0.000000
SX84	P_M_2	-263.983769
SX84	P_M_3	-388.474117
SX86	P_INT_VALLE_0	0.000000
SX86	P_INT_VALLE_F	0.000000
SX86	P_INT_MONTE_F	191.551871
SX86	P_INT_MONTE_0	326.452064
SX86	P_V_2	0.000000
SX86	P_M_2	-263.983769
SX86	P_M_3	-388.474117
SX79	P_INT_VALLE_0	0.000000
SX79	P_INT_VALLE_F	0.000000
SX79	P_INT_MONTE_F	191.551871
SX79	P_INT_MONTE_0	326.452064
SX79	P_V_2	0.000000
SX79	P_M_2	-263.983769
SX79	P_M_3	-388.474117
SX91	P_INT_VALLE_0	0.000000
SX91	P_INT_VALLE_F	0.000000
SX91	P_INT_MONTE_F	191.551871
SX91	P_INT_MONTE_0	326.452064
SX91	P_V_2	0.000000
SX91	P_M_2	-263.983769
SX91	P_M_3	-388.474117
SX80	P_INT_VALLE_0	0.000000
SX80	P_INT_VALLE_F	0.000000
SX80	P_INT_MONTE_F	191.551871
SX80	P_INT_MONTE_0	326.452064
SX80	P_V_2	0.000000
SX80	P_M_2	-263.983769
SX80	P_M_3	-388.474117
SX81	P_INT_VALLE_0	0.000000
SX81	P_INT_VALLE_F	0.000000
SX81	P_INT_MONTE_F	191.551871
SX81	P_INT_MONTE_0	326.452064
SX81	P_V_2	0.000000
SX81	P_M_2	-263.983769
SX81	P_M_3	-388.474117
SX89	P_INT_VALLE_0	0.000000
SX89	P_INT_VALLE_F	0.000000
SX89	P_INT_MONTE_F	191.551871
SX89	P_INT_MONTE_0	326.452064
SX89	P_V_2	0.000000
SX89	P_M_2	-263.983769
SX89	P_M_3	-388.474117
SX410	P_INT_VALLE_0	0.000000
SX410	P_INT_VALLE_F	0.000000
SX410	P_INT_MONTE_F	0.000000
SX410	P_INT_MONTE_0	0.000000
SX410	P_V_2	0.000000
SX410	P_M_2	-3.800627
SX410	P_M_3	0.000000
SX85	P_INT_VALLE_0	0.000000
SX85	P_INT_VALLE_F	0.000000
SX85	P_INT_MONTE_F	191.551871
SX85	P_INT_MONTE_0	326.452064
SX85	P_V_2	0.000000
SX85	P_M_2	-263.983769
SX85	P_M_3	-388.474117
SX82	P_INT_VALLE_0	0.000000
SX82	P_INT_VALLE_F	0.000000
SX82	P_INT_MONTE_F	191.551871
SX82	P_INT_MONTE_0	326.452064
SX82	P_V_2	0.000000
SX82	P_M_2	-263.983769
SX82	P_M_3	-388.474117
SX88	P_INT_VALLE_0	0.000000
SX88	P_INT_VALLE_F	0.000000
SX88	P_INT_MONTE_F	191.551871
SX88	P_INT_MONTE_0	326.452064
SX88	P_V_2	0.000000

SX88	P_M_2	-263.983769
SX88	P_M_3	-388.474117
DX84	P_INT_MONTE_0	0.000000
DX84	P_INT_MONTE_F	0.000000
DX84	P_INT_VALLE_F	-191.551871
DX84	P_INT_VALLE_0	-326.452064
DX84	P_M_2	0.000000
DX84	P_V_2	287.822014
DX84	P_V_3	246.529458
DX86	P_INT_MONTE_0	0.000000
DX86	P_INT_MONTE_F	0.000000
DX86	P_INT_VALLE_F	-191.551871
DX86	P_INT_VALLE_0	-326.452064
DX86	P_M_2	0.000000
DX86	P_V_2	287.822014
DX86	P_V_3	246.529458
DX91	P_INT_MONTE_0	0.000000
DX91	P_INT_MONTE_F	0.000000
DX91	P_INT_VALLE_F	-191.551871
DX91	P_INT_VALLE_0	-326.452064
DX91	P_M_2	0.000000
DX91	P_V_2	287.822014
DX91	P_V_3	246.529458
DX79	P_INT_MONTE_0	0.000000
DX79	P_INT_MONTE_F	0.000000
DX79	P_INT_VALLE_F	-191.551871
DX79	P_INT_VALLE_0	-326.452064
DX79	P_M_2	0.000000
DX79	P_V_2	287.822014
DX79	P_V_3	246.529458
DX85	P_INT_MONTE_0	0.000000
DX85	P_INT_MONTE_F	0.000000
DX85	P_INT_VALLE_F	-191.551871
DX85	P_INT_VALLE_0	-326.452064
DX85	P_M_2	0.000000
DX85	P_V_2	287.822014
DX85	P_V_3	246.529458
DX81	P_INT_MONTE_0	0.000000
DX81	P_INT_MONTE_F	0.000000
DX81	P_INT_VALLE_F	-191.551871
DX81	P_INT_VALLE_0	-326.452064
DX81	P_M_2	0.000000
DX81	P_V_2	287.822014
DX81	P_V_3	246.529458
DX89	P_INT_MONTE_0	0.000000
DX89	P_INT_MONTE_F	0.000000
DX89	P_INT_VALLE_F	-191.551871
DX89	P_INT_VALLE_0	-326.452064
DX89	P_M_2	0.000000
DX89	P_V_2	287.822014
DX89	P_V_3	246.529458
DX88	P_INT_MONTE_0	0.000000
DX88	P_INT_MONTE_F	0.000000
DX88	P_INT_VALLE_F	-191.551871
DX88	P_INT_VALLE_0	-326.452064
DX88	P_M_2	0.000000
DX88	P_V_2	287.822014
DX88	P_V_3	246.529458
DX82	P_INT_MONTE_0	0.000000
DX82	P_INT_MONTE_F	0.000000
DX82	P_INT_VALLE_F	-191.551871
DX82	P_INT_VALLE_0	-326.452064
DX82	P_M_2	0.000000
DX82	P_V_2	287.822014
DX82	P_V_3	246.529458
SX97	P_INT_VALLE_0	0.000000
SX97	P_INT_VALLE_F	0.000000
SX97	P_INT_MONTE_F	177.499793
SX97	P_INT_MONTE_0	312.399985
SX97	P_V_2	0.000000
SX97	P_M_2	-248.097776
SX97	P_M_3	-503.743273
SX99	P_INT_VALLE_0	0.000000
SX99	P_INT_VALLE_F	0.000000
SX99	P_INT_MONTE_F	177.499793
SX99	P_INT_MONTE_0	312.399985
SX99	P_V_2	0.000000
SX99	P_M_2	-248.097776
SX99	P_M_3	-503.743273
SX92	P_INT_VALLE_0	0.000000
SX92	P_INT_VALLE_F	0.000000

SX92	P_INT_MONTE_F	177.499793
SX92	P_INT_MONTE_0	312.399985
SX92	P_V_2	0.000000
SX92	P_M_2	-248.097776
SX92	P_M_3	-503.743273
SX104	P_INT_VALLE_0	0.000000
SX104	P_INT_VALLE_F	0.000000
SX104	P_INT_MONTE_F	177.499793
SX104	P_INT_MONTE_0	312.399985
SX104	P_V_2	0.000000
SX104	P_M_2	-248.097776
SX104	P_M_3	-503.743273
SX93	P_INT_VALLE_0	0.000000
SX93	P_INT_VALLE_F	0.000000
SX93	P_INT_MONTE_F	177.499793
SX93	P_INT_MONTE_0	312.399985
SX93	P_V_2	0.000000
SX93	P_M_2	-248.097776
SX93	P_M_3	-503.743273
SX94	P_INT_VALLE_0	0.000000
SX94	P_INT_VALLE_F	0.000000
SX94	P_INT_MONTE_F	177.499793
SX94	P_INT_MONTE_0	312.399985
SX94	P_V_2	0.000000
SX94	P_M_2	-248.097776
SX94	P_M_3	-503.743273
SX102	P_INT_VALLE_0	0.000000
SX102	P_INT_VALLE_F	0.000000
SX102	P_INT_MONTE_F	177.499793
SX102	P_INT_MONTE_0	312.399985
SX102	P_V_2	0.000000
SX102	P_M_2	-248.097776
SX102	P_M_3	-503.743273
SX98	P_INT_VALLE_0	0.000000
SX98	P_INT_VALLE_F	0.000000
SX98	P_INT_MONTE_F	177.499793
SX98	P_INT_MONTE_0	312.399985
SX98	P_V_2	0.000000
SX98	P_M_2	-248.097776
SX98	P_M_3	-503.743273
SX95	P_INT_VALLE_0	0.000000
SX95	P_INT_VALLE_F	0.000000
SX95	P_INT_MONTE_F	177.499793
SX95	P_INT_MONTE_0	312.399985
SX95	P_V_2	0.000000
SX95	P_M_2	-248.097776
SX95	P_M_3	-503.743273
SX101	P_INT_VALLE_0	0.000000
SX101	P_INT_VALLE_F	0.000000
SX101	P_INT_MONTE_F	177.499793
SX101	P_INT_MONTE_0	312.399985
SX101	P_V_2	0.000000
SX101	P_M_2	-248.097776
SX101	P_M_3	-503.743273
DX97	P_INT_MONTE_0	0.000000
DX97	P_INT_MONTE_F	0.000000
DX97	P_INT_VALLE_F	-177.499793
DX97	P_INT_VALLE_0	-312.399985
DX97	P_M_2	0.000000
DX97	P_V_2	333.055069
DX97	P_V_3	310.833063
DX99	P_INT_MONTE_0	0.000000
DX99	P_INT_MONTE_F	0.000000
DX99	P_INT_VALLE_F	-177.499793
DX99	P_INT_VALLE_0	-312.399985
DX99	P_M_2	0.000000
DX99	P_V_2	333.055069
DX99	P_V_3	310.833063
DX104	P_INT_MONTE_0	0.000000
DX104	P_INT_MONTE_F	0.000000
DX104	P_INT_VALLE_F	-177.499793
DX104	P_INT_VALLE_0	-312.399985
DX104	P_M_2	0.000000
DX104	P_V_2	333.055069
DX104	P_V_3	310.833063
DX92	P_INT_MONTE_0	0.000000
DX92	P_INT_MONTE_F	0.000000
DX92	P_INT_VALLE_F	-177.499793
DX92	P_INT_VALLE_0	-312.399985
DX92	P_M_2	0.000000
DX92	P_V_2	333.055069



Autorità Portuale di Taranto
Interventi per il dragaggio di 2,3 M m³ di sedimenti in area Molo Polisettoriale e per la realizzazione di un primo lotto della cassa di colmata funzionale all'ampliamento del V Sporgente del Porto di Taranto

Allegati alla relazione di calcolo strutturale allineamento "BC"

Data 05/2016
Rev. B
c.d.c.: C296A
514B

DX92	P_V_3	310.833063
DX98	P_INT_MONTE_0	0.000000
DX98	P_INT_MONTE_F	0.000000
DX98	P_INT_VALLE_F	-177.499793
DX98	P_INT_VALLE_0	-312.399985
DX98	P_M_2	0.000000
DX98	P_V_2	333.055069
DX98	P_V_3	310.833063
DX94	P_INT_MONTE_0	0.000000
DX94	P_INT_MONTE_F	0.000000
DX94	P_INT_VALLE_F	-177.499793
DX94	P_INT_VALLE_0	-312.399985
DX94	P_M_2	0.000000
DX94	P_V_2	333.055069
DX94	P_V_3	310.833063
DX102	P_INT_MONTE_0	0.000000
DX102	P_INT_MONTE_F	0.000000
DX102	P_INT_VALLE_F	-177.499793
DX102	P_INT_VALLE_0	-312.399985
DX102	P_M_2	0.000000
DX102	P_V_2	333.055069
DX102	P_V_3	310.833063
DX101	P_INT_MONTE_0	0.000000
DX101	P_INT_MONTE_F	0.000000
DX101	P_INT_VALLE_F	-177.499793
DX101	P_INT_VALLE_0	-312.399985
DX101	P_M_2	0.000000
DX101	P_V_2	333.055069
DX101	P_V_3	310.833063
DX95	P_INT_MONTE_0	0.000000
DX95	P_INT_MONTE_F	0.000000
DX95	P_INT_VALLE_F	-177.499793
DX95	P_INT_VALLE_0	-312.399985
DX95	P_M_2	0.000000
DX95	P_V_2	333.055069
DX95	P_V_3	310.833063
SX110	P_INT_VALLE_0	0.000000
SX110	P_INT_VALLE_F	0.000000
SX110	P_INT_MONTE_F	163.299793
SX110	P_INT_MONTE_0	298.199985
SX110	P_V_2	0.000000
SX110	P_M_2	-234.596772
SX110	P_M_3	-389.159846
SX112	P_INT_VALLE_0	0.000000
SX112	P_INT_VALLE_F	0.000000
SX112	P_INT_MONTE_F	163.299793
SX112	P_INT_MONTE_0	298.199985
SX112	P_V_2	0.000000
SX112	P_M_2	-234.596772
SX112	P_M_3	-389.159846
SX105	P_INT_VALLE_0	0.000000
SX105	P_INT_VALLE_F	0.000000
SX105	P_INT_MONTE_F	163.299793
SX105	P_INT_MONTE_0	298.199985
SX105	P_V_2	0.000000
SX105	P_M_2	-234.596772
SX105	P_M_3	-389.159846
SX117	P_INT_VALLE_0	0.000000
SX117	P_INT_VALLE_F	0.000000
SX117	P_INT_MONTE_F	163.299793
SX117	P_INT_MONTE_0	298.199985
SX117	P_V_2	0.000000
SX117	P_M_2	-234.596772
SX117	P_M_3	-389.159846
SX106	P_INT_VALLE_0	0.000000
SX106	P_INT_VALLE_F	0.000000
SX106	P_INT_MONTE_F	163.299793
SX106	P_INT_MONTE_0	298.199985
SX106	P_V_2	0.000000
SX106	P_M_2	-234.596772
SX106	P_M_3	-389.159846
SX107	P_INT_VALLE_0	0.000000
SX107	P_INT_VALLE_F	0.000000
SX107	P_INT_MONTE_F	163.299793
SX107	P_INT_MONTE_0	298.199985
SX107	P_V_2	0.000000
SX107	P_M_2	-234.596772
SX107	P_M_3	-389.159846
SX115	P_INT_VALLE_0	0.000000
SX115	P_INT_VALLE_F	0.000000
SX115	P_INT_MONTE_F	163.299793



Autorità Portuale di Taranto
Interventi per il dragaggio di 2,3 M m³ di sedimenti in area Molo Polisettoriale e per la realizzazione di un primo lotto della cassa di colmata funzionale all'ampliamento del V Sporgente del Porto di Taranto

Allegati alla relazione di calcolo strutturale allineamento "BC"

Data 05/2016
Rev. B
c.d.c.: C296A
514B

SX115	P_INT_MONTE_0	298.199985
SX115	P_V_2	0.000000
SX115	P_M_2	-234.596772
SX115	P_M_3	-389.159846
SX111	P_INT_VALLE_0	0.000000
SX111	P_INT_VALLE_F	0.000000
SX111	P_INT_MONTE_F	163.299793
SX111	P_INT_MONTE_0	298.199985
SX111	P_V_2	0.000000
SX111	P_M_2	-234.596772
SX111	P_M_3	-389.159846
SX108	P_INT_VALLE_0	0.000000
SX108	P_INT_VALLE_F	0.000000
SX108	P_INT_MONTE_F	163.299793
SX108	P_INT_MONTE_0	298.199985
SX108	P_V_2	0.000000
SX108	P_M_2	-234.596772
SX108	P_M_3	-389.159846
SX114	P_INT_VALLE_0	0.000000
SX114	P_INT_VALLE_F	0.000000
SX114	P_INT_MONTE_F	163.299793
SX114	P_INT_MONTE_0	298.199985
SX114	P_V_2	0.000000
SX114	P_M_2	-234.596772
SX114	P_M_3	-389.159846
DX110	P_INT_MONTE_0	0.000000
DX110	P_INT_MONTE_F	0.000000
DX110	P_INT_VALLE_F	-163.299793
DX110	P_INT_VALLE_0	-298.199985
DX110	P_M_2	0.000000
DX110	P_V_2	310.378696
DX110	P_V_3	349.867148
DX112	P_INT_MONTE_0	0.000000
DX112	P_INT_MONTE_F	0.000000
DX112	P_INT_VALLE_F	-163.299793
DX112	P_INT_VALLE_0	-298.199985
DX112	P_M_2	0.000000
DX112	P_V_2	310.378696
DX112	P_V_3	349.867148
DX117	P_INT_MONTE_0	0.000000
DX117	P_INT_MONTE_F	0.000000
DX117	P_INT_VALLE_F	-163.299793
DX117	P_INT_VALLE_0	-298.199985
DX117	P_M_2	0.000000
DX117	P_V_2	310.378696
DX117	P_V_3	349.867148
DX105	P_INT_MONTE_0	0.000000
DX105	P_INT_MONTE_F	0.000000
DX105	P_INT_VALLE_F	-163.299793
DX105	P_INT_VALLE_0	-298.199985
DX105	P_M_2	0.000000
DX105	P_V_2	310.378696
DX105	P_V_3	349.867148
DX111	P_INT_MONTE_0	0.000000
DX111	P_INT_MONTE_F	0.000000
DX111	P_INT_VALLE_F	-163.299793
DX111	P_INT_VALLE_0	-298.199985
DX111	P_M_2	0.000000
DX111	P_V_2	310.378696
DX111	P_V_3	349.867148
DX107	P_INT_MONTE_0	0.000000
DX107	P_INT_MONTE_F	0.000000
DX107	P_INT_VALLE_F	-163.299793
DX107	P_INT_VALLE_0	-298.199985
DX107	P_M_2	0.000000
DX107	P_V_2	310.378696
DX107	P_V_3	349.867148
DX115	P_INT_MONTE_0	0.000000
DX115	P_INT_MONTE_F	0.000000
DX115	P_INT_VALLE_F	-163.299793
DX115	P_INT_VALLE_0	-298.199985
DX115	P_M_2	0.000000
DX115	P_V_2	310.378696
DX115	P_V_3	349.867148
DX114	P_INT_MONTE_0	0.000000
DX114	P_INT_MONTE_F	0.000000
DX114	P_INT_VALLE_F	-163.299793
DX114	P_INT_VALLE_0	-298.199985
DX114	P_M_2	0.000000
DX114	P_V_2	310.378696
DX114	P_V_3	349.867148

DX108	P_INT_MONTE_0	0.000000
DX108	P_INT_MONTE_F	0.000000
DX108	P_INT_VALLE_F	-163.299793
DX108	P_INT_VALLE_0	-298.199985
DX108	P_M_2	0.000000
DX108	P_V_2	310.378696
DX108	P_V_3	349.867148
SX123	P_INT_VALLE_0	0.000000
SX123	P_INT_VALLE_F	0.000000
SX123	P_INT_MONTE_F	149.099793
SX123	P_INT_MONTE_0	285.035406
SX123	P_V_2	0.000000
SX123	P_M_2	-217.257592
SX123	P_M_3	-372.267881
SX125	P_INT_VALLE_0	0.000000
SX125	P_INT_VALLE_F	0.000000
SX125	P_INT_MONTE_F	149.099793
SX125	P_INT_MONTE_0	285.035406
SX125	P_V_2	0.000000
SX125	P_M_2	-217.257592
SX125	P_M_3	-372.267881
SX118	P_INT_VALLE_0	0.000000
SX118	P_INT_VALLE_F	0.000000
SX118	P_INT_MONTE_F	149.099793
SX118	P_INT_MONTE_0	285.035406
SX118	P_V_2	0.000000
SX118	P_M_2	-217.257592
SX118	P_M_3	-372.267881
SX130	P_INT_VALLE_0	0.000000
SX130	P_INT_VALLE_F	0.000000
SX130	P_INT_MONTE_F	149.099793
SX130	P_INT_MONTE_0	285.035406
SX130	P_V_2	0.000000
SX130	P_M_2	-217.257592
SX130	P_M_3	-372.267881
SX119	P_INT_VALLE_0	0.000000
SX119	P_INT_VALLE_F	0.000000
SX119	P_INT_MONTE_F	149.099793
SX119	P_INT_MONTE_0	285.035406
SX119	P_V_2	0.000000
SX119	P_M_2	-217.257592
SX119	P_M_3	-372.267881
SX120	P_INT_VALLE_0	0.000000
SX120	P_INT_VALLE_F	0.000000
SX120	P_INT_MONTE_F	149.099793
SX120	P_INT_MONTE_0	285.035406
SX120	P_V_2	0.000000
SX120	P_M_2	-217.257592
SX120	P_M_3	-372.267881
SX128	P_INT_VALLE_0	0.000000
SX128	P_INT_VALLE_F	0.000000
SX128	P_INT_MONTE_F	149.099793
SX128	P_INT_MONTE_0	285.035406
SX128	P_V_2	0.000000
SX128	P_M_2	-217.257592
SX128	P_M_3	-372.267881
SX399	P_INT_VALLE_0	0.000000
SX399	P_INT_VALLE_F	0.000000
SX399	P_INT_MONTE_F	0.000000
SX399	P_INT_MONTE_0	0.000000
SX399	P_V_2	0.000000
SX399	P_M_2	-13.649647
SX399	P_M_3	0.000000
SX124	P_INT_VALLE_0	0.000000
SX124	P_INT_VALLE_F	0.000000
SX124	P_INT_MONTE_F	149.099793
SX124	P_INT_MONTE_0	285.035406
SX124	P_V_2	0.000000
SX124	P_M_2	-217.257592
SX124	P_M_3	-372.267881
SX121	P_INT_VALLE_0	0.000000
SX121	P_INT_VALLE_F	0.000000
SX121	P_INT_MONTE_F	149.099793
SX121	P_INT_MONTE_0	285.035406
SX121	P_V_2	0.000000
SX121	P_M_2	-217.257592
SX121	P_M_3	-372.267881
SX127	P_INT_VALLE_0	0.000000
SX127	P_INT_VALLE_F	0.000000
SX127	P_INT_MONTE_F	149.099793
SX127	P_INT_MONTE_0	285.035406

SX127	P_V_2	0.000000
SX127	P_M_2	-217.257592
SX127	P_M_3	-372.267881
DX123	P_INT_MONTE_0	0.000000
DX123	P_INT_MONTE_F	0.000000
DX123	P_INT_VALLE_F	-149.099793
DX123	P_INT_VALLE_0	-285.035406
DX123	P_M_2	0.000000
DX123	P_V_2	309.523738
DX123	P_V_3	337.671488
DX125	P_INT_MONTE_0	0.000000
DX125	P_INT_MONTE_F	0.000000
DX125	P_INT_VALLE_F	-149.099793
DX125	P_INT_VALLE_0	-285.035406
DX125	P_M_2	0.000000
DX125	P_V_2	309.523738
DX125	P_V_3	337.671488
DX130	P_INT_MONTE_0	0.000000
DX130	P_INT_MONTE_F	0.000000
DX130	P_INT_VALLE_F	-149.099793
DX130	P_INT_VALLE_0	-285.035406
DX130	P_M_2	0.000000
DX130	P_V_2	309.523738
DX130	P_V_3	337.671488
DX118	P_INT_MONTE_0	0.000000
DX118	P_INT_MONTE_F	0.000000
DX118	P_INT_VALLE_F	-149.099793
DX118	P_INT_VALLE_0	-285.035406
DX118	P_M_2	0.000000
DX118	P_V_2	309.523738
DX118	P_V_3	337.671488
DX124	P_INT_MONTE_0	0.000000
DX124	P_INT_MONTE_F	0.000000
DX124	P_INT_VALLE_F	-149.099793
DX124	P_INT_VALLE_0	-285.035406
DX124	P_M_2	0.000000
DX124	P_V_2	309.523738
DX124	P_V_3	337.671488
DX120	P_INT_MONTE_0	0.000000
DX120	P_INT_MONTE_F	0.000000
DX120	P_INT_VALLE_F	-149.099793
DX120	P_INT_VALLE_0	-285.035406
DX120	P_M_2	0.000000
DX120	P_V_2	309.523738
DX120	P_V_3	337.671488
DX128	P_INT_MONTE_0	0.000000
DX128	P_INT_MONTE_F	0.000000
DX128	P_INT_VALLE_F	-149.099793
DX128	P_INT_VALLE_0	-285.035406
DX128	P_M_2	0.000000
DX128	P_V_2	309.523738
DX128	P_V_3	337.671488
DX127	P_INT_MONTE_0	0.000000
DX127	P_INT_MONTE_F	0.000000
DX127	P_INT_VALLE_F	-149.099793
DX127	P_INT_VALLE_0	-285.035406
DX127	P_M_2	0.000000
DX127	P_V_2	309.523738
DX127	P_V_3	337.671488
DX121	P_INT_MONTE_0	0.000000
DX121	P_INT_MONTE_F	0.000000
DX121	P_INT_VALLE_F	-149.099793
DX121	P_INT_VALLE_0	-285.035406
DX121	P_M_2	0.000000
DX121	P_V_2	309.523738
DX121	P_V_3	337.671488
SX136	P_INT_VALLE_0	0.000000
SX136	P_INT_VALLE_F	0.000000
SX136	P_INT_MONTE_F	134.603964
SX136	P_INT_MONTE_0	269.504156
SX136	P_V_2	0.000000
SX136	P_M_2	-199.881698
SX136	P_M_3	-356.636446
SX138	P_INT_VALLE_0	0.000000
SX138	P_INT_VALLE_F	0.000000
SX138	P_INT_MONTE_F	134.603964
SX138	P_INT_MONTE_0	269.504156
SX138	P_V_2	0.000000
SX138	P_M_2	-199.881698
SX138	P_M_3	-356.636446
SX131	P_INT_VALLE_0	0.000000

SX131	P_INT_VALLE_F	0.000000
SX131	P_INT_MONTE_F	134.603964
SX131	P_INT_MONTE_0	269.504156
SX131	P_V_2	0.000000
SX131	P_M_2	-199.881698
SX131	P_M_3	-356.636446
SX143	P_INT_VALLE_0	0.000000
SX143	P_INT_VALLE_F	0.000000
SX143	P_INT_MONTE_F	134.603964
SX143	P_INT_MONTE_0	269.504156
SX143	P_V_2	0.000000
SX143	P_M_2	-199.881698
SX143	P_M_3	-356.636446
SX132	P_INT_VALLE_0	0.000000
SX132	P_INT_VALLE_F	0.000000
SX132	P_INT_MONTE_F	134.603964
SX132	P_INT_MONTE_0	269.504156
SX132	P_V_2	0.000000
SX132	P_M_2	-199.881698
SX132	P_M_3	-356.636446
SX133	P_INT_VALLE_0	0.000000
SX133	P_INT_VALLE_F	0.000000
SX133	P_INT_MONTE_F	134.603964
SX133	P_INT_MONTE_0	269.504156
SX133	P_V_2	0.000000
SX133	P_M_2	-199.881698
SX133	P_M_3	-356.636446
SX141	P_INT_VALLE_0	0.000000
SX141	P_INT_VALLE_F	0.000000
SX141	P_INT_MONTE_F	134.603964
SX141	P_INT_MONTE_0	269.504156
SX141	P_V_2	0.000000
SX141	P_M_2	-199.881698
SX141	P_M_3	-356.636446
SX412	P_INT_VALLE_0	0.000000
SX412	P_INT_VALLE_F	0.000000
SX412	P_INT_MONTE_F	0.000000
SX412	P_INT_MONTE_0	0.000000
SX412	P_V_2	0.000000
SX412	P_M_2	-3.800627
SX412	P_M_3	0.000000
SX137	P_INT_VALLE_0	0.000000
SX137	P_INT_VALLE_F	0.000000
SX137	P_INT_MONTE_F	134.603964
SX137	P_INT_MONTE_0	269.504156
SX137	P_V_2	0.000000
SX137	P_M_2	-199.881698
SX137	P_M_3	-356.636446
SX134	P_INT_VALLE_0	0.000000
SX134	P_INT_VALLE_F	0.000000
SX134	P_INT_MONTE_F	134.603964
SX134	P_INT_MONTE_0	269.504156
SX134	P_V_2	0.000000
SX134	P_M_2	-199.881698
SX134	P_M_3	-356.636446
SX140	P_INT_VALLE_0	0.000000
SX140	P_INT_VALLE_F	0.000000
SX140	P_INT_MONTE_F	134.603964
SX140	P_INT_MONTE_0	269.504156
SX140	P_V_2	0.000000
SX140	P_M_2	-199.881698
SX140	P_M_3	-356.636446
DX136	P_INT_MONTE_0	0.000000
DX136	P_INT_MONTE_F	0.000000
DX136	P_INT_VALLE_F	-134.603964
DX136	P_INT_VALLE_0	-269.504156
DX136	P_M_2	0.000000
DX136	P_V_2	304.530341
DX136	P_V_3	322.514960
DX138	P_INT_MONTE_0	0.000000
DX138	P_INT_MONTE_F	0.000000
DX138	P_INT_VALLE_F	-134.603964
DX138	P_INT_VALLE_0	-269.504156
DX138	P_M_2	0.000000
DX138	P_V_2	304.530341
DX138	P_V_3	322.514960
DX143	P_INT_MONTE_0	0.000000
DX143	P_INT_MONTE_F	0.000000
DX143	P_INT_VALLE_F	-134.603964
DX143	P_INT_VALLE_0	-269.504156
DX143	P_M_2	0.000000



DX143	P_V_2	304.530341
DX143	P_V_3	322.514960
DX131	P_INT_MONTE_0	0.000000
DX131	P_INT_MONTE_F	0.000000
DX131	P_INT_VALLE_F	-134.603964
DX131	P_INT_VALLE_0	-269.504156
DX131	P_M_2	0.000000
DX131	P_V_2	304.530341
DX131	P_V_3	322.514960
DX137	P_INT_MONTE_0	0.000000
DX137	P_INT_MONTE_F	0.000000
DX137	P_INT_VALLE_F	-134.603964
DX137	P_INT_VALLE_0	-269.504156
DX137	P_M_2	0.000000
DX137	P_V_2	304.530341
DX137	P_V_3	322.514960
DX133	P_INT_MONTE_0	0.000000
DX133	P_INT_MONTE_F	0.000000
DX133	P_INT_VALLE_F	-134.603964
DX133	P_INT_VALLE_0	-269.504156
DX133	P_M_2	0.000000
DX133	P_V_2	304.530341
DX133	P_V_3	322.514960
DX141	P_INT_MONTE_0	0.000000
DX141	P_INT_MONTE_F	0.000000
DX141	P_INT_VALLE_F	-134.603964
DX141	P_INT_VALLE_0	-269.504156
DX141	P_M_2	0.000000
DX141	P_V_2	304.530341
DX141	P_V_3	322.514960
DX140	P_INT_MONTE_0	0.000000
DX140	P_INT_MONTE_F	0.000000
DX140	P_INT_VALLE_F	-134.603964
DX140	P_INT_VALLE_0	-269.504156
DX140	P_M_2	0.000000
DX140	P_V_2	304.530341
DX140	P_V_3	322.514960
DX134	P_INT_MONTE_0	0.000000
DX134	P_INT_MONTE_F	0.000000
DX134	P_INT_VALLE_F	-134.603964
DX134	P_INT_VALLE_0	-269.504156
DX134	P_M_2	0.000000
DX134	P_V_2	304.530341
DX134	P_V_3	322.514960
SX149	P_INT_VALLE_0	0.000000
SX149	P_INT_VALLE_F	0.000000
SX149	P_INT_MONTE_F	120.699793
SX149	P_INT_MONTE_0	255.599985
SX149	P_V_2	0.000000
SX149	P_M_2	-183.719187
SX149	P_M_3	-341.403941
SX151	P_INT_VALLE_0	0.000000
SX151	P_INT_VALLE_F	0.000000
SX151	P_INT_MONTE_F	120.699793
SX151	P_INT_MONTE_0	255.599985
SX151	P_V_2	0.000000
SX151	P_M_2	-183.719187
SX151	P_M_3	-341.403941
SX144	P_INT_VALLE_0	0.000000
SX144	P_INT_VALLE_F	0.000000
SX144	P_INT_MONTE_F	120.699793
SX144	P_INT_MONTE_0	255.599985
SX144	P_V_2	0.000000
SX144	P_M_2	-183.719187
SX144	P_M_3	-341.403941
SX156	P_INT_VALLE_0	0.000000
SX156	P_INT_VALLE_F	0.000000
SX156	P_INT_MONTE_F	120.699793
SX156	P_INT_MONTE_0	255.599985
SX156	P_V_2	0.000000
SX156	P_M_2	-183.719187
SX156	P_M_3	-341.403941
SX145	P_INT_VALLE_0	0.000000
SX145	P_INT_VALLE_F	0.000000
SX145	P_INT_MONTE_F	120.699793
SX145	P_INT_MONTE_0	255.599985
SX145	P_V_2	0.000000
SX145	P_M_2	-183.719187
SX145	P_M_3	-341.403941
SX146	P_INT_VALLE_0	0.000000
SX146	P_INT_VALLE_F	0.000000



Autorità Portuale di Taranto
Interventi per il dragaggio di 2,3 M m³ di sedimenti in area Molo Polisettoriale e per la realizzazione di un primo lotto della cassa di colmata funzionale all'ampliamento del V Sporgente del Porto di Taranto

Allegati alla relazione di calcolo strutturale allineamento "BC"

Data 05/2016
Rev. B
c.d.c.: C296A
514B

SX146	P_INT_MONTE_F	120.699793
SX146	P_INT_MONTE_0	255.599985
SX146	P_V_2	0.000000
SX146	P_M_2	-183.719187
SX146	P_M_3	-341.403941
SX154	P_INT_VALLE_0	0.000000
SX154	P_INT_VALLE_F	0.000000
SX154	P_INT_MONTE_F	120.699793
SX154	P_INT_MONTE_0	255.599985
SX154	P_V_2	0.000000
SX154	P_M_2	-183.719187
SX154	P_M_3	-341.403941
SX150	P_INT_VALLE_0	0.000000
SX150	P_INT_VALLE_F	0.000000
SX150	P_INT_MONTE_F	120.699793
SX150	P_INT_MONTE_0	255.599985
SX150	P_V_2	0.000000
SX150	P_M_2	-183.719187
SX150	P_M_3	-341.403941
SX147	P_INT_VALLE_0	0.000000
SX147	P_INT_VALLE_F	0.000000
SX147	P_INT_MONTE_F	120.699793
SX147	P_INT_MONTE_0	255.599985
SX147	P_V_2	0.000000
SX147	P_M_2	-183.719187
SX147	P_M_3	-341.403941
SX153	P_INT_VALLE_0	0.000000
SX153	P_INT_VALLE_F	0.000000
SX153	P_INT_MONTE_F	120.699793
SX153	P_INT_MONTE_0	255.599985
SX153	P_V_2	0.000000
SX153	P_M_2	-183.719187
SX153	P_M_3	-341.403941
DX149	P_INT_MONTE_0	0.000000
DX149	P_INT_MONTE_F	0.000000
DX149	P_INT_VALLE_F	-120.699793
DX149	P_INT_VALLE_0	-255.599985
DX149	P_M_2	0.000000
DX149	P_V_2	294.292926
DX149	P_V_3	306.039749
DX151	P_INT_MONTE_0	0.000000
DX151	P_INT_MONTE_F	0.000000
DX151	P_INT_VALLE_F	-120.699793
DX151	P_INT_VALLE_0	-255.599985
DX151	P_M_2	0.000000
DX151	P_V_2	294.292926
DX151	P_V_3	306.039749
DX156	P_INT_MONTE_0	0.000000
DX156	P_INT_MONTE_F	0.000000
DX156	P_INT_VALLE_F	-120.699793
DX156	P_INT_VALLE_0	-255.599985
DX156	P_M_2	0.000000
DX156	P_V_2	294.292926
DX156	P_V_3	306.039749
DX144	P_INT_MONTE_0	0.000000
DX144	P_INT_MONTE_F	0.000000
DX144	P_INT_VALLE_F	-120.699793
DX144	P_INT_VALLE_0	-255.599985
DX144	P_M_2	0.000000
DX144	P_V_2	294.292926
DX144	P_V_3	306.039749
DX150	P_INT_MONTE_0	0.000000
DX150	P_INT_MONTE_F	0.000000
DX150	P_INT_VALLE_F	-120.699793
DX150	P_INT_VALLE_0	-255.599985
DX150	P_M_2	0.000000
DX150	P_V_2	294.292926
DX150	P_V_3	306.039749
DX146	P_INT_MONTE_0	0.000000
DX146	P_INT_MONTE_F	0.000000
DX146	P_INT_VALLE_F	-120.699793
DX146	P_INT_VALLE_0	-255.599985
DX146	P_M_2	0.000000
DX146	P_V_2	294.292926
DX146	P_V_3	306.039749
DX154	P_INT_MONTE_0	0.000000
DX154	P_INT_MONTE_F	0.000000
DX154	P_INT_VALLE_F	-120.699793
DX154	P_INT_VALLE_0	-255.599985
DX154	P_M_2	0.000000
DX154	P_V_2	294.292926

DX154	P_V_3	306.039749
DX153	P_INT_MONTE_0	0.000000
DX153	P_INT_MONTE_F	0.000000
DX153	P_INT_VALLE_F	-120.699793
DX153	P_INT_VALLE_0	-255.599985
DX153	P_M_2	0.000000
DX153	P_V_2	294.292926
DX153	P_V_3	306.039749
DX147	P_INT_MONTE_0	0.000000
DX147	P_INT_MONTE_F	0.000000
DX147	P_INT_VALLE_F	-120.699793
DX147	P_INT_VALLE_0	-255.599985
DX147	P_M_2	0.000000
DX147	P_V_2	294.292926
DX147	P_V_3	306.039749
SX162	P_INT_VALLE_0	0.000000
SX162	P_INT_VALLE_F	0.000000
SX162	P_INT_MONTE_F	106.499793
SX162	P_INT_MONTE_0	241.399985
SX162	P_V_2	0.000000
SX162	P_M_2	-168.245363
SX162	P_M_3	-324.663500
SX164	P_INT_VALLE_0	0.000000
SX164	P_INT_VALLE_F	0.000000
SX164	P_INT_MONTE_F	106.499793
SX164	P_INT_MONTE_0	241.399985
SX164	P_V_2	0.000000
SX164	P_M_2	-168.245363
SX164	P_M_3	-324.663500
SX157	P_INT_VALLE_0	0.000000
SX157	P_INT_VALLE_F	0.000000
SX157	P_INT_MONTE_F	106.499793
SX157	P_INT_MONTE_0	241.399985
SX157	P_V_2	0.000000
SX157	P_M_2	-168.245363
SX157	P_M_3	-324.663500
SX169	P_INT_VALLE_0	0.000000
SX169	P_INT_VALLE_F	0.000000
SX169	P_INT_MONTE_F	106.499793
SX169	P_INT_MONTE_0	241.399985
SX169	P_V_2	0.000000
SX169	P_M_2	-168.245363
SX169	P_M_3	-324.663500
SX158	P_INT_VALLE_0	0.000000
SX158	P_INT_VALLE_F	0.000000
SX158	P_INT_MONTE_F	106.499793
SX158	P_INT_MONTE_0	241.399985
SX158	P_V_2	0.000000
SX158	P_M_2	-168.245363
SX158	P_M_3	-324.663500
SX159	P_INT_VALLE_0	0.000000
SX159	P_INT_VALLE_F	0.000000
SX159	P_INT_MONTE_F	106.499793
SX159	P_INT_MONTE_0	241.399985
SX159	P_V_2	0.000000
SX159	P_M_2	-168.245363
SX159	P_M_3	-324.663500
SX167	P_INT_VALLE_0	0.000000
SX167	P_INT_VALLE_F	0.000000
SX167	P_INT_MONTE_F	106.499793
SX167	P_INT_MONTE_0	241.399985
SX167	P_V_2	0.000000
SX167	P_M_2	-168.245363
SX167	P_M_3	-324.663500
SX163	P_INT_VALLE_0	0.000000
SX163	P_INT_VALLE_F	0.000000
SX163	P_INT_MONTE_F	106.499793
SX163	P_INT_MONTE_0	241.399985
SX163	P_V_2	0.000000
SX163	P_M_2	-168.245363
SX163	P_M_3	-324.663500
SX160	P_INT_VALLE_0	0.000000
SX160	P_INT_VALLE_F	0.000000
SX160	P_INT_MONTE_F	106.499793
SX160	P_INT_MONTE_0	241.399985
SX160	P_V_2	0.000000
SX160	P_M_2	-168.245363
SX160	P_M_3	-324.663500
SX166	P_INT_VALLE_0	0.000000
SX166	P_INT_VALLE_F	0.000000
SX166	P_INT_MONTE_F	106.499793

SX166	P_INT_MONTE_0	241.399985
SX166	P_V_2	0.000000
SX166	P_M_2	-168.245363
SX166	P_M_3	-324.663500
DX162	P_INT_MONTE_0	0.000000
DX162	P_INT_MONTE_F	0.000000
DX162	P_INT_VALLE_F	-106.499793
DX162	P_INT_VALLE_0	-241.399985
DX162	P_M_2	0.000000
DX162	P_V_2	278.758489
DX162	P_V_3	288.981656
DX164	P_INT_MONTE_0	0.000000
DX164	P_INT_MONTE_F	0.000000
DX164	P_INT_VALLE_F	-106.499793
DX164	P_INT_VALLE_0	-241.399985
DX164	P_M_2	0.000000
DX164	P_V_2	278.758489
DX164	P_V_3	288.981656
DX169	P_INT_MONTE_0	0.000000
DX169	P_INT_MONTE_F	0.000000
DX169	P_INT_VALLE_F	-106.499793
DX169	P_INT_VALLE_0	-241.399985
DX169	P_M_2	0.000000
DX169	P_V_2	278.758489
DX169	P_V_3	288.981656
DX157	P_INT_MONTE_0	0.000000
DX157	P_INT_MONTE_F	0.000000
DX157	P_INT_VALLE_F	-106.499793
DX157	P_INT_VALLE_0	-241.399985
DX157	P_M_2	0.000000
DX157	P_V_2	278.758489
DX157	P_V_3	288.981656
DX163	P_INT_MONTE_0	0.000000
DX163	P_INT_MONTE_F	0.000000
DX163	P_INT_VALLE_F	-106.499793
DX163	P_INT_VALLE_0	-241.399985
DX163	P_M_2	0.000000
DX163	P_V_2	278.758489
DX163	P_V_3	288.981656
DX159	P_INT_MONTE_0	0.000000
DX159	P_INT_MONTE_F	0.000000
DX159	P_INT_VALLE_F	-106.499793
DX159	P_INT_VALLE_0	-241.399985
DX159	P_M_2	0.000000
DX159	P_V_2	278.758489
DX159	P_V_3	288.981656
DX167	P_INT_MONTE_0	0.000000
DX167	P_INT_MONTE_F	0.000000
DX167	P_INT_VALLE_F	-106.499793
DX167	P_INT_VALLE_0	-241.399985
DX167	P_M_2	0.000000
DX167	P_V_2	278.758489
DX167	P_V_3	288.981656
DX166	P_INT_MONTE_0	0.000000
DX166	P_INT_MONTE_F	0.000000
DX166	P_INT_VALLE_F	-106.499793
DX166	P_INT_VALLE_0	-241.399985
DX166	P_M_2	0.000000
DX166	P_V_2	278.758489
DX166	P_V_3	288.981656
DX160	P_INT_MONTE_0	0.000000
DX160	P_INT_MONTE_F	0.000000
DX160	P_INT_VALLE_F	-106.499793
DX160	P_INT_VALLE_0	-241.399985
DX160	P_M_2	0.000000
DX160	P_V_2	278.758489
DX160	P_V_3	288.981656
SX175	P_INT_VALLE_0	0.000000
SX175	P_INT_VALLE_F	0.000000
SX175	P_INT_MONTE_F	93.187293
SX175	P_INT_MONTE_0	228.087485
SX175	P_V_2	0.000000
SX175	P_M_2	-151.211229
SX175	P_M_3	-304.566859
SX177	P_INT_VALLE_0	0.000000
SX177	P_INT_VALLE_F	0.000000
SX177	P_INT_MONTE_F	93.187293
SX177	P_INT_MONTE_0	228.087485
SX177	P_V_2	0.000000
SX177	P_M_2	-151.211229
SX177	P_M_3	-304.566859

SX170	P_INT_VALLE_0	0.000000
SX170	P_INT_VALLE_F	0.000000
SX170	P_INT_MONTE_F	93.187293
SX170	P_INT_MONTE_0	228.087485
SX170	P_V_2	0.000000
SX170	P_M_2	-151.211229
SX170	P_M_3	-304.566859
SX182	P_INT_VALLE_0	0.000000
SX182	P_INT_VALLE_F	0.000000
SX182	P_INT_MONTE_F	93.187293
SX182	P_INT_MONTE_0	228.087485
SX182	P_V_2	0.000000
SX182	P_M_2	-151.211229
SX182	P_M_3	-304.566859
SX171	P_INT_VALLE_0	0.000000
SX171	P_INT_VALLE_F	0.000000
SX171	P_INT_MONTE_F	93.187293
SX171	P_INT_MONTE_0	228.087485
SX171	P_V_2	0.000000
SX171	P_M_2	-151.211229
SX171	P_M_3	-304.566859
SX172	P_INT_VALLE_0	0.000000
SX172	P_INT_VALLE_F	0.000000
SX172	P_INT_MONTE_F	93.187293
SX172	P_INT_MONTE_0	228.087485
SX172	P_V_2	0.000000
SX172	P_M_2	-151.211229
SX172	P_M_3	-304.566859
SX180	P_INT_VALLE_0	0.000000
SX180	P_INT_VALLE_F	0.000000
SX180	P_INT_MONTE_F	93.187293
SX180	P_INT_MONTE_0	228.087485
SX180	P_V_2	0.000000
SX180	P_M_2	-151.211229
SX180	P_M_3	-304.566859
SX392	P_INT_VALLE_0	0.000000
SX392	P_INT_VALLE_F	0.000000
SX392	P_INT_MONTE_F	0.000000
SX392	P_INT_MONTE_0	0.000000
SX392	P_V_2	0.000000
SX392	P_M_2	-13.649647
SX392	P_M_3	0.000000
SX176	P_INT_VALLE_0	0.000000
SX176	P_INT_VALLE_F	0.000000
SX176	P_INT_MONTE_F	93.187293
SX176	P_INT_MONTE_0	228.087485
SX176	P_V_2	0.000000
SX176	P_M_2	-151.211229
SX176	P_M_3	-304.566859
SX173	P_INT_VALLE_0	0.000000
SX173	P_INT_VALLE_F	0.000000
SX173	P_INT_MONTE_F	93.187293
SX173	P_INT_MONTE_0	228.087485
SX173	P_V_2	0.000000
SX173	P_M_2	-151.211229
SX173	P_M_3	-304.566859
SX179	P_INT_VALLE_0	0.000000
SX179	P_INT_VALLE_F	0.000000
SX179	P_INT_MONTE_F	93.187293
SX179	P_INT_MONTE_0	228.087485
SX179	P_V_2	0.000000
SX179	P_M_2	-151.211229
SX179	P_M_3	-304.566859
DX175	P_INT_MONTE_0	0.000000
DX175	P_INT_MONTE_F	0.000000
DX175	P_INT_VALLE_F	-93.187293
DX175	P_INT_VALLE_0	-228.087485
DX175	P_M_2	0.000000
DX175	P_V_2	259.215499
DX175	P_V_3	267.300138
DX177	P_INT_MONTE_0	0.000000
DX177	P_INT_MONTE_F	0.000000
DX177	P_INT_VALLE_F	-93.187293
DX177	P_INT_VALLE_0	-228.087485
DX177	P_M_2	0.000000
DX177	P_V_2	259.215499
DX177	P_V_3	267.300138
DX182	P_INT_MONTE_0	0.000000
DX182	P_INT_MONTE_F	0.000000
DX182	P_INT_VALLE_F	-93.187293
DX182	P_INT_VALLE_0	-228.087485



DX182	P_M_2	0.000000
DX182	P_V_2	259.215499
DX182	P_V_3	267.300138
DX170	P_INT_MONTE_0	0.000000
DX170	P_INT_MONTE_F	0.000000
DX170	P_INT_VALLE_F	-93.187293
DX170	P_INT_VALLE_0	-228.087485
DX170	P_M_2	0.000000
DX170	P_V_2	259.215499
DX170	P_V_3	267.300138
DX176	P_INT_MONTE_0	0.000000
DX176	P_INT_MONTE_F	0.000000
DX176	P_INT_VALLE_F	-93.187293
DX176	P_INT_VALLE_0	-228.087485
DX176	P_M_2	0.000000
DX176	P_V_2	259.215499
DX176	P_V_3	267.300138
DX172	P_INT_MONTE_0	0.000000
DX172	P_INT_MONTE_F	0.000000
DX172	P_INT_VALLE_F	-93.187293
DX172	P_INT_VALLE_0	-228.087485
DX172	P_M_2	0.000000
DX172	P_V_2	259.215499
DX172	P_V_3	267.300138
DX180	P_INT_MONTE_0	0.000000
DX180	P_INT_MONTE_F	0.000000
DX180	P_INT_VALLE_F	-93.187293
DX180	P_INT_VALLE_0	-228.087485
DX180	P_M_2	0.000000
DX180	P_V_2	259.215499
DX180	P_V_3	267.300138
DX179	P_INT_MONTE_0	0.000000
DX179	P_INT_MONTE_F	0.000000
DX179	P_INT_VALLE_F	-93.187293
DX179	P_INT_VALLE_0	-228.087485
DX179	P_M_2	0.000000
DX179	P_V_2	259.215499
DX179	P_V_3	267.300138
DX173	P_INT_MONTE_0	0.000000
DX173	P_INT_MONTE_F	0.000000
DX173	P_INT_VALLE_F	-93.187293
DX173	P_INT_VALLE_0	-228.087485
DX173	P_M_2	0.000000
DX173	P_V_2	259.215499
DX173	P_V_3	267.300138
SX188	P_INT_VALLE_0	0.000000
SX188	P_INT_VALLE_F	0.000000
SX188	P_INT_MONTE_F	77.656043
SX188	P_INT_MONTE_0	212.556235
SX188	P_V_2	0.000000
SX188	P_M_2	-135.359803
SX188	P_M_3	-283.731999
SX190	P_INT_VALLE_0	0.000000
SX190	P_INT_VALLE_F	0.000000
SX190	P_INT_MONTE_F	77.656043
SX190	P_INT_MONTE_0	212.556235
SX190	P_V_2	0.000000
SX190	P_M_2	-135.359803
SX190	P_M_3	-283.731999
SX183	P_INT_VALLE_0	0.000000
SX183	P_INT_VALLE_F	0.000000
SX183	P_INT_MONTE_F	77.656043
SX183	P_INT_MONTE_0	212.556235
SX183	P_V_2	0.000000
SX183	P_M_2	-135.359803
SX183	P_M_3	-283.731999
SX195	P_INT_VALLE_0	0.000000
SX195	P_INT_VALLE_F	0.000000
SX195	P_INT_MONTE_F	77.656043
SX195	P_INT_MONTE_0	212.556235
SX195	P_V_2	0.000000
SX195	P_M_2	-135.359803
SX195	P_M_3	-283.731999
SX184	P_INT_VALLE_0	0.000000
SX184	P_INT_VALLE_F	0.000000
SX184	P_INT_MONTE_F	77.656043
SX184	P_INT_MONTE_0	212.556235
SX184	P_V_2	0.000000
SX184	P_M_2	-135.359803
SX184	P_M_3	-283.731999
SX185	P_INT_VALLE_0	0.000000



Autorità Portuale di Taranto
Interventi per il dragaggio di 2,3 M m³ di sedimenti in area Molo Polisettoriale e per la realizzazione di un primo lotto della cassa di colmata funzionale all'ampliamento del V Sporgente del Porto di Taranto

Allegati alla relazione di calcolo strutturale allineamento "BC"

Data 05/2016
Rev. B
c.d.c.: C296A
514B

SX185	P_INT_VALLE_F	0.000000
SX185	P_INT_MONTE_F	77.656043
SX185	P_INT_MONTE_0	212.556235
SX185	P_V_2	0.000000
SX185	P_M_2	-135.359803
SX185	P_M_3	-283.731999
SX193	P_INT_VALLE_0	0.000000
SX193	P_INT_VALLE_F	0.000000
SX193	P_INT_MONTE_F	77.656043
SX193	P_INT_MONTE_0	212.556235
SX193	P_V_2	0.000000
SX193	P_M_2	-135.359803
SX193	P_M_3	-283.731999
SX405	P_INT_VALLE_0	0.000000
SX405	P_INT_VALLE_F	0.000000
SX405	P_INT_MONTE_F	0.000000
SX405	P_INT_MONTE_0	0.000000
SX405	P_V_2	0.000000
SX405	P_M_2	-3.800627
SX405	P_M_3	0.000000
SX189	P_INT_VALLE_0	0.000000
SX189	P_INT_VALLE_F	0.000000
SX189	P_INT_MONTE_F	77.656043
SX189	P_INT_MONTE_0	212.556235
SX189	P_V_2	0.000000
SX189	P_M_2	-135.359803
SX189	P_M_3	-283.731999
SX186	P_INT_VALLE_0	0.000000
SX186	P_INT_VALLE_F	0.000000
SX186	P_INT_MONTE_F	77.656043
SX186	P_INT_MONTE_0	212.556235
SX186	P_V_2	0.000000
SX186	P_M_2	-135.359803
SX186	P_M_3	-283.731999
SX192	P_INT_VALLE_0	0.000000
SX192	P_INT_VALLE_F	0.000000
SX192	P_INT_MONTE_F	77.656043
SX192	P_INT_MONTE_0	212.556235
SX192	P_V_2	0.000000
SX192	P_M_2	-135.359803
SX192	P_M_3	-283.731999
DX188	P_INT_MONTE_0	0.000000
DX188	P_INT_MONTE_F	0.000000
DX188	P_INT_VALLE_F	-77.656043
DX188	P_INT_VALLE_0	-212.556235
DX188	P_M_2	0.000000
DX188	P_V_2	239.142914
DX188	P_V_3	245.940201
DX190	P_INT_MONTE_0	0.000000
DX190	P_INT_MONTE_F	0.000000
DX190	P_INT_VALLE_F	-77.656043
DX190	P_INT_VALLE_0	-212.556235
DX190	P_M_2	0.000000
DX190	P_V_2	239.142914
DX190	P_V_3	245.940201
DX195	P_INT_MONTE_0	0.000000
DX195	P_INT_MONTE_F	0.000000
DX195	P_INT_VALLE_F	-77.656043
DX195	P_INT_VALLE_0	-212.556235
DX195	P_M_2	0.000000
DX195	P_V_2	239.142914
DX195	P_V_3	245.940201
DX183	P_INT_MONTE_0	0.000000
DX183	P_INT_MONTE_F	0.000000
DX183	P_INT_VALLE_F	-77.656043
DX183	P_INT_VALLE_0	-212.556235
DX183	P_M_2	0.000000
DX183	P_V_2	239.142914
DX183	P_V_3	245.940201
DX189	P_INT_MONTE_0	0.000000
DX189	P_INT_MONTE_F	0.000000
DX189	P_INT_VALLE_F	-77.656043
DX189	P_INT_VALLE_0	-212.556235
DX189	P_M_2	0.000000
DX189	P_V_2	239.142914
DX189	P_V_3	245.940201
DX185	P_INT_MONTE_0	0.000000
DX185	P_INT_MONTE_F	0.000000
DX185	P_INT_VALLE_F	-77.656043
DX185	P_INT_VALLE_0	-212.556235
DX185	P_M_2	0.000000

DX185	P_V_2	239.142914
DX185	P_V_3	245.940201
DX193	P_INT_MONTE_0	0.000000
DX193	P_INT_MONTE_F	0.000000
DX193	P_INT_VALLE_F	-77.656043
DX193	P_INT_VALLE_0	-212.556235
DX193	P_M_2	0.000000
DX193	P_V_2	239.142914
DX193	P_V_3	245.940201
DX192	P_INT_MONTE_0	0.000000
DX192	P_INT_MONTE_F	0.000000
DX192	P_INT_VALLE_F	-77.656043
DX192	P_INT_VALLE_0	-212.556235
DX192	P_M_2	0.000000
DX192	P_V_2	239.142914
DX192	P_V_3	245.940201
DX186	P_INT_MONTE_0	0.000000
DX186	P_INT_MONTE_F	0.000000
DX186	P_INT_VALLE_F	-77.656043
DX186	P_INT_VALLE_0	-212.556235
DX186	P_M_2	0.000000
DX186	P_V_2	239.142914
DX186	P_V_3	245.940201
SX201	P_INT_VALLE_0	0.000000
SX201	P_INT_VALLE_F	0.000000
SX201	P_INT_MONTE_F	63.899793
SX201	P_INT_MONTE_0	198.799985
SX201	P_V_2	0.000000
SX201	P_M_2	-121.548466
SX201	P_M_3	-263.794808
SX203	P_INT_VALLE_0	0.000000
SX203	P_INT_VALLE_F	0.000000
SX203	P_INT_MONTE_F	63.899793
SX203	P_INT_MONTE_0	198.799985
SX203	P_V_2	0.000000
SX203	P_M_2	-121.548466
SX203	P_M_3	-263.794808
SX196	P_INT_VALLE_0	0.000000
SX196	P_INT_VALLE_F	0.000000
SX196	P_INT_MONTE_F	63.899793
SX196	P_INT_MONTE_0	198.799985
SX196	P_V_2	0.000000
SX196	P_M_2	-121.548466
SX196	P_M_3	-263.794808
SX208	P_INT_VALLE_0	0.000000
SX208	P_INT_VALLE_F	0.000000
SX208	P_INT_MONTE_F	63.899793
SX208	P_INT_MONTE_0	198.799985
SX208	P_V_2	0.000000
SX208	P_M_2	-121.548466
SX208	P_M_3	-263.794808
SX197	P_INT_VALLE_0	0.000000
SX197	P_INT_VALLE_F	0.000000
SX197	P_INT_MONTE_F	63.899793
SX197	P_INT_MONTE_0	198.799985
SX197	P_V_2	0.000000
SX197	P_M_2	-121.548466
SX197	P_M_3	-263.794808
SX198	P_INT_VALLE_0	0.000000
SX198	P_INT_VALLE_F	0.000000
SX198	P_INT_MONTE_F	63.899793
SX198	P_INT_MONTE_0	198.799985
SX198	P_V_2	0.000000
SX198	P_M_2	-121.548466
SX198	P_M_3	-263.794808
SX206	P_INT_VALLE_0	0.000000
SX206	P_INT_VALLE_F	0.000000
SX206	P_INT_MONTE_F	63.899793
SX206	P_INT_MONTE_0	198.799985
SX206	P_V_2	0.000000
SX206	P_M_2	-121.548466
SX206	P_M_3	-263.794808
SX202	P_INT_VALLE_0	0.000000
SX202	P_INT_VALLE_F	0.000000
SX202	P_INT_MONTE_F	63.899793
SX202	P_INT_MONTE_0	198.799985
SX202	P_V_2	0.000000
SX202	P_M_2	-121.548466
SX202	P_M_3	-263.794808
SX199	P_INT_VALLE_0	0.000000
SX199	P_INT_VALLE_F	0.000000

SX199	P_INT_MONTE_F	63.899793
SX199	P_INT_MONTE_0	198.799985
SX199	P_V_2	0.000000
SX199	P_M_2	-121.548466
SX199	P_M_3	-263.794808
SX205	P_INT_VALLE_0	0.000000
SX205	P_INT_VALLE_F	0.000000
SX205	P_INT_MONTE_F	63.899793
SX205	P_INT_MONTE_0	198.799985
SX205	P_V_2	0.000000
SX205	P_M_2	-121.548466
SX205	P_M_3	-263.794808
DX201	P_INT_MONTE_0	0.000000
DX201	P_INT_MONTE_F	0.000000
DX201	P_INT_VALLE_F	-63.899793
DX201	P_INT_VALLE_0	-198.799985
DX201	P_M_2	0.000000
DX201	P_V_2	219.993067
DX201	P_V_3	226.065192
DX203	P_INT_MONTE_0	0.000000
DX203	P_INT_MONTE_F	0.000000
DX203	P_INT_VALLE_F	-63.899793
DX203	P_INT_VALLE_0	-198.799985
DX203	P_M_2	0.000000
DX203	P_V_2	219.993067
DX203	P_V_3	226.065192
DX208	P_INT_MONTE_0	0.000000
DX208	P_INT_MONTE_F	0.000000
DX208	P_INT_VALLE_F	-63.899793
DX208	P_INT_VALLE_0	-198.799985
DX208	P_M_2	0.000000
DX208	P_V_2	219.993067
DX208	P_V_3	226.065192
DX196	P_INT_MONTE_0	0.000000
DX196	P_INT_MONTE_F	0.000000
DX196	P_INT_VALLE_F	-63.899793
DX196	P_INT_VALLE_0	-198.799985
DX196	P_M_2	0.000000
DX196	P_V_2	219.993067
DX196	P_V_3	226.065192
DX202	P_INT_MONTE_0	0.000000
DX202	P_INT_MONTE_F	0.000000
DX202	P_INT_VALLE_F	-63.899793
DX202	P_INT_VALLE_0	-198.799985
DX202	P_M_2	0.000000
DX202	P_V_2	219.993067
DX202	P_V_3	226.065192
DX198	P_INT_MONTE_0	0.000000
DX198	P_INT_MONTE_F	0.000000
DX198	P_INT_VALLE_F	-63.899793
DX198	P_INT_VALLE_0	-198.799985
DX198	P_M_2	0.000000
DX198	P_V_2	219.993067
DX198	P_V_3	226.065192
DX206	P_INT_MONTE_0	0.000000
DX206	P_INT_MONTE_F	0.000000
DX206	P_INT_VALLE_F	-63.899793
DX206	P_INT_VALLE_0	-198.799985
DX206	P_M_2	0.000000
DX206	P_V_2	219.993067
DX206	P_V_3	226.065192
DX205	P_INT_MONTE_0	0.000000
DX205	P_INT_MONTE_F	0.000000
DX205	P_INT_VALLE_F	-63.899793
DX205	P_INT_VALLE_0	-198.799985
DX205	P_M_2	0.000000
DX205	P_V_2	219.993067
DX205	P_V_3	226.065192
DX199	P_INT_MONTE_0	0.000000
DX199	P_INT_MONTE_F	0.000000
DX199	P_INT_VALLE_F	-63.899793
DX199	P_INT_VALLE_0	-198.799985
DX199	P_M_2	0.000000
DX199	P_V_2	219.993067
DX199	P_V_3	226.065192
SX214	P_INT_VALLE_0	0.000000
SX214	P_INT_VALLE_F	0.000000
SX214	P_INT_MONTE_F	49.699793
SX214	P_INT_MONTE_0	184.599985
SX214	P_V_2	0.000000
SX214	P_M_2	-108.412518

SX214	P_M_3	-242.771143
SX216	P_INT_VALLE_0	0.000000
SX216	P_INT_VALLE_F	0.000000
SX216	P_INT_MONTE_F	49.699793
SX216	P_INT_MONTE_0	184.599985
SX216	P_V_2	0.000000
SX216	P_M_2	-108.412518
SX216	P_M_3	-242.771143
SX209	P_INT_VALLE_0	0.000000
SX209	P_INT_VALLE_F	0.000000
SX209	P_INT_MONTE_F	49.699793
SX209	P_INT_MONTE_0	184.599985
SX209	P_V_2	0.000000
SX209	P_M_2	-108.412518
SX209	P_M_3	-242.771143
SX221	P_INT_VALLE_0	0.000000
SX221	P_INT_VALLE_F	0.000000
SX221	P_INT_MONTE_F	49.699793
SX221	P_INT_MONTE_0	184.599985
SX221	P_V_2	0.000000
SX221	P_M_2	-108.412518
SX221	P_M_3	-242.771143
SX210	P_INT_VALLE_0	0.000000
SX210	P_INT_VALLE_F	0.000000
SX210	P_INT_MONTE_F	49.699793
SX210	P_INT_MONTE_0	184.599985
SX210	P_V_2	0.000000
SX210	P_M_2	-108.412518
SX210	P_M_3	-242.771143
SX211	P_INT_VALLE_0	0.000000
SX211	P_INT_VALLE_F	0.000000
SX211	P_INT_MONTE_F	49.699793
SX211	P_INT_MONTE_0	184.599985
SX211	P_V_2	0.000000
SX211	P_M_2	-108.412518
SX211	P_M_3	-242.771143
SX219	P_INT_VALLE_0	0.000000
SX219	P_INT_VALLE_F	0.000000
SX219	P_INT_MONTE_F	49.699793
SX219	P_INT_MONTE_0	184.599985
SX219	P_V_2	0.000000
SX219	P_M_2	-108.412518
SX219	P_M_3	-242.771143
SX215	P_INT_VALLE_0	0.000000
SX215	P_INT_VALLE_F	0.000000
SX215	P_INT_MONTE_F	49.699793
SX215	P_INT_MONTE_0	184.599985
SX215	P_V_2	0.000000
SX215	P_M_2	-108.412518
SX215	P_M_3	-242.771143
SX212	P_INT_VALLE_0	0.000000
SX212	P_INT_VALLE_F	0.000000
SX212	P_INT_MONTE_F	49.699793
SX212	P_INT_MONTE_0	184.599985
SX212	P_V_2	0.000000
SX212	P_M_2	-108.412518
SX212	P_M_3	-242.771143
SX218	P_INT_VALLE_0	0.000000
SX218	P_INT_VALLE_F	0.000000
SX218	P_INT_MONTE_F	49.699793
SX218	P_INT_MONTE_0	184.599985
SX218	P_V_2	0.000000
SX218	P_M_2	-108.412518
SX218	P_M_3	-242.771143
DX214	P_INT_MONTE_0	0.000000
DX214	P_INT_MONTE_F	0.000000
DX214	P_INT_VALLE_F	-49.699793
DX214	P_INT_VALLE_0	-184.599985
DX214	P_M_2	0.000000
DX214	P_V_2	199.895213
DX214	P_V_3	206.137430
DX216	P_INT_MONTE_0	0.000000
DX216	P_INT_MONTE_F	0.000000
DX216	P_INT_VALLE_F	-49.699793
DX216	P_INT_VALLE_0	-184.599985
DX216	P_M_2	0.000000
DX216	P_V_2	199.895213
DX216	P_V_3	206.137430
DX221	P_INT_MONTE_0	0.000000
DX221	P_INT_MONTE_F	0.000000
DX221	P_INT_VALLE_F	-49.699793



DX221	P_INT_VALLE_0	-184.599985
DX221	P_M_2	0.000000
DX221	P_V_2	199.895213
DX221	P_V_3	206.137430
DX209	P_INT_MONTE_0	0.000000
DX209	P_INT_MONTE_F	0.000000
DX209	P_INT_VALLE_F	-49.699793
DX209	P_INT_VALLE_0	-184.599985
DX209	P_M_2	0.000000
DX209	P_V_2	199.895213
DX209	P_V_3	206.137430
DX215	P_INT_MONTE_0	0.000000
DX215	P_INT_MONTE_F	0.000000
DX215	P_INT_VALLE_F	-49.699793
DX215	P_INT_VALLE_0	-184.599985
DX215	P_M_2	0.000000
DX215	P_V_2	199.895213
DX215	P_V_3	206.137430
DX211	P_INT_MONTE_0	0.000000
DX211	P_INT_MONTE_F	0.000000
DX211	P_INT_VALLE_F	-49.699793
DX211	P_INT_VALLE_0	-184.599985
DX211	P_M_2	0.000000
DX211	P_V_2	199.895213
DX211	P_V_3	206.137430
DX219	P_INT_MONTE_0	0.000000
DX219	P_INT_MONTE_F	0.000000
DX219	P_INT_VALLE_F	-49.699793
DX219	P_INT_VALLE_0	-184.599985
DX219	P_M_2	0.000000
DX219	P_V_2	199.895213
DX219	P_V_3	206.137430
DX218	P_INT_MONTE_0	0.000000
DX218	P_INT_MONTE_F	0.000000
DX218	P_INT_VALLE_F	-49.699793
DX218	P_INT_VALLE_0	-184.599985
DX218	P_M_2	0.000000
DX218	P_V_2	199.895213
DX218	P_V_3	206.137430
DX212	P_INT_MONTE_0	0.000000
DX212	P_INT_MONTE_F	0.000000
DX212	P_INT_VALLE_F	-49.699793
DX212	P_INT_VALLE_0	-184.599985
DX212	P_M_2	0.000000
DX212	P_V_2	199.895213
DX212	P_V_3	206.137430
SX227	P_INT_VALLE_0	0.000000
SX227	P_INT_VALLE_F	0.000000
SX227	P_INT_MONTE_F	36.239371
SX227	P_INT_MONTE_0	171.139564
SX227	P_V_2	0.000000
SX227	P_M_2	-95.833213
SX227	P_M_3	-220.586629
SX229	P_INT_VALLE_0	0.000000
SX229	P_INT_VALLE_F	0.000000
SX229	P_INT_MONTE_F	36.239371
SX229	P_INT_MONTE_0	171.139564
SX229	P_V_2	0.000000
SX229	P_M_2	-95.833213
SX229	P_M_3	-220.586629
SX222	P_INT_VALLE_0	0.000000
SX222	P_INT_VALLE_F	0.000000
SX222	P_INT_MONTE_F	36.239371
SX222	P_INT_MONTE_0	171.139564
SX222	P_V_2	0.000000
SX222	P_M_2	-95.833213
SX222	P_M_3	-220.586629
SX234	P_INT_VALLE_0	0.000000
SX234	P_INT_VALLE_F	0.000000
SX234	P_INT_MONTE_F	36.239371
SX234	P_INT_MONTE_0	171.139564
SX234	P_V_2	0.000000
SX234	P_M_2	-95.833213
SX234	P_M_3	-220.586629
SX223	P_INT_VALLE_0	0.000000
SX223	P_INT_VALLE_F	0.000000
SX223	P_INT_MONTE_F	36.239371
SX223	P_INT_MONTE_0	171.139564
SX223	P_V_2	0.000000
SX223	P_M_2	-95.833213
SX223	P_M_3	-220.586629



Autorità Portuale di Taranto
Interventi per il dragaggio di 2,3 M m³ di sedimenti in area Molo Polisettoriale e per la realizzazione di un primo lotto della cassa di colmata funzionale all'ampliamento del V Sporgente del Porto di Taranto

Allegati alla relazione di calcolo strutturale allineamento "BC"

Data 05/2016
Rev. B
c.d.c.: C296A
514B

SX224	P_INT_VALLE_0	0.000000
SX224	P_INT_VALLE_F	0.000000
SX224	P_INT_MONTE_F	36.239371
SX224	P_INT_MONTE_0	171.139564
SX224	P_V_2	0.000000
SX224	P_M_2	-95.833213
SX224	P_M_3	-220.586629
SX232	P_INT_VALLE_0	0.000000
SX232	P_INT_VALLE_F	0.000000
SX232	P_INT_MONTE_F	36.239371
SX232	P_INT_MONTE_0	171.139564
SX232	P_V_2	0.000000
SX232	P_M_2	-95.833213
SX232	P_M_3	-220.586629
SX404	P_INT_VALLE_0	0.000000
SX404	P_INT_VALLE_F	0.000000
SX404	P_INT_MONTE_F	0.000000
SX404	P_INT_MONTE_0	0.000000
SX404	P_V_2	0.000000
SX404	P_M_2	-13.649647
SX404	P_M_3	0.000000
SX228	P_INT_VALLE_0	0.000000
SX228	P_INT_VALLE_F	0.000000
SX228	P_INT_MONTE_F	36.239371
SX228	P_INT_MONTE_0	171.139564
SX228	P_V_2	0.000000
SX228	P_M_2	-95.833213
SX228	P_M_3	-220.586629
SX225	P_INT_VALLE_0	0.000000
SX225	P_INT_VALLE_F	0.000000
SX225	P_INT_MONTE_F	36.239371
SX225	P_INT_MONTE_0	171.139564
SX225	P_V_2	0.000000
SX225	P_M_2	-95.833213
SX225	P_M_3	-220.586629
SX231	P_INT_VALLE_0	0.000000
SX231	P_INT_VALLE_F	0.000000
SX231	P_INT_MONTE_F	36.239371
SX231	P_INT_MONTE_0	171.139564
SX231	P_V_2	0.000000
SX231	P_M_2	-95.833213
SX231	P_M_3	-220.586629
DX227	P_INT_MONTE_0	0.000000
DX227	P_INT_MONTE_F	0.000000
DX227	P_INT_VALLE_F	-36.239371
DX227	P_INT_VALLE_0	-171.139564
DX227	P_M_2	0.000000
DX227	P_V_2	178.644022
DX227	P_V_3	188.772039
DX229	P_INT_MONTE_0	0.000000
DX229	P_INT_MONTE_F	0.000000
DX229	P_INT_VALLE_F	-36.239371
DX229	P_INT_VALLE_0	-171.139564
DX229	P_M_2	0.000000
DX229	P_V_2	178.644022
DX229	P_V_3	188.772039
DX234	P_INT_MONTE_0	0.000000
DX234	P_INT_MONTE_F	0.000000
DX234	P_INT_VALLE_F	-36.239371
DX234	P_INT_VALLE_0	-171.139564
DX234	P_M_2	0.000000
DX234	P_V_2	178.644022
DX234	P_V_3	188.772039
DX222	P_INT_MONTE_0	0.000000
DX222	P_INT_MONTE_F	0.000000
DX222	P_INT_VALLE_F	-36.239371
DX222	P_INT_VALLE_0	-171.139564
DX222	P_M_2	0.000000
DX222	P_V_2	178.644022
DX222	P_V_3	188.772039
DX228	P_INT_MONTE_0	0.000000
DX228	P_INT_MONTE_F	0.000000
DX228	P_INT_VALLE_F	-36.239371
DX228	P_INT_VALLE_0	-171.139564
DX228	P_M_2	0.000000
DX228	P_V_2	178.644022
DX228	P_V_3	188.772039
DX224	P_INT_MONTE_0	0.000000
DX224	P_INT_MONTE_F	0.000000
DX224	P_INT_VALLE_F	-36.239371
DX224	P_INT_VALLE_0	-171.139564



Autorità Portuale di Taranto
Interventi per il dragaggio di 2,3 M m³ di sedimenti in area Molo Polisettoriale e per la realizzazione di un primo lotto della cassa di colmata funzionale all'ampliamento del V Sporgente del Porto di Taranto

Allegati alla relazione di calcolo strutturale allineamento "BC"

Data 05/2016
Rev. B
c.d.c.: C296A
514B

DX224	P_M_2	0.000000
DX224	P_V_2	178.644022
DX224	P_V_3	188.772039
DX232	P_INT_MONTE_0	0.000000
DX232	P_INT_MONTE_F	0.000000
DX232	P_INT_VALLE_F	-36.239371
DX232	P_INT_VALLE_0	-171.139564
DX232	P_M_2	0.000000
DX232	P_V_2	178.644022
DX232	P_V_3	188.772039
DX231	P_INT_MONTE_0	0.000000
DX231	P_INT_MONTE_F	0.000000
DX231	P_INT_VALLE_F	-36.239371
DX231	P_INT_VALLE_0	-171.139564
DX231	P_M_2	0.000000
DX231	P_V_2	178.644022
DX231	P_V_3	188.772039
DX225	P_INT_MONTE_0	0.000000
DX225	P_INT_MONTE_F	0.000000
DX225	P_INT_VALLE_F	-36.239371
DX225	P_INT_VALLE_0	-171.139564
DX225	P_M_2	0.000000
DX225	P_V_2	178.644022
DX225	P_V_3	188.772039
SX240	P_INT_VALLE_0	0.000000
SX240	P_INT_VALLE_F	0.000000
SX240	P_INT_MONTE_F	20.707922
SX240	P_INT_MONTE_0	155.608115
SX240	P_V_2	0.000000
SX240	P_M_2	-83.064543
SX240	P_M_3	-194.551067
SX242	P_INT_VALLE_0	0.000000
SX242	P_INT_VALLE_F	0.000000
SX242	P_INT_MONTE_F	20.707922
SX242	P_INT_MONTE_0	155.608115
SX242	P_V_2	0.000000
SX242	P_M_2	-83.064543
SX242	P_M_3	-194.551067
SX235	P_INT_VALLE_0	0.000000
SX235	P_INT_VALLE_F	0.000000
SX235	P_INT_MONTE_F	20.707922
SX235	P_INT_MONTE_0	155.608115
SX235	P_V_2	0.000000
SX235	P_M_2	-83.064543
SX235	P_M_3	-194.551067
SX247	P_INT_VALLE_0	0.000000
SX247	P_INT_VALLE_F	0.000000
SX247	P_INT_MONTE_F	20.707922
SX247	P_INT_MONTE_0	155.608115
SX247	P_V_2	0.000000
SX247	P_M_2	-83.064543
SX247	P_M_3	-194.551067
SX236	P_INT_VALLE_0	0.000000
SX236	P_INT_VALLE_F	0.000000
SX236	P_INT_MONTE_F	20.707922
SX236	P_INT_MONTE_0	155.608115
SX236	P_V_2	0.000000
SX236	P_M_2	-83.064543
SX236	P_M_3	-194.551067
SX237	P_INT_VALLE_0	0.000000
SX237	P_INT_VALLE_F	0.000000
SX237	P_INT_MONTE_F	20.707922
SX237	P_INT_MONTE_0	155.608115
SX237	P_V_2	0.000000
SX237	P_M_2	-83.064543
SX237	P_M_3	-194.551067
SX245	P_INT_VALLE_0	0.000000
SX245	P_INT_VALLE_F	0.000000
SX245	P_INT_MONTE_F	20.707922
SX245	P_INT_MONTE_0	155.608115
SX245	P_V_2	0.000000
SX245	P_M_2	-83.064543
SX245	P_M_3	-194.551067
SX417	P_INT_VALLE_0	0.000000
SX417	P_INT_VALLE_F	0.000000
SX417	P_INT_MONTE_F	0.000000
SX417	P_INT_MONTE_0	0.000000
SX417	P_V_2	0.000000
SX417	P_M_2	-3.800627
SX417	P_M_3	0.000000
SX241	P_INT_VALLE_0	0.000000

SX241	P_INT_VALLE_F	0.000000
SX241	P_INT_MONTE_F	20.707922
SX241	P_INT_MONTE_0	155.608115
SX241	P_V_2	0.000000
SX241	P_M_2	-83.064543
SX241	P_M_3	-194.551067
SX238	P_INT_VALLE_0	0.000000
SX238	P_INT_VALLE_F	0.000000
SX238	P_INT_MONTE_F	20.707922
SX238	P_INT_MONTE_0	155.608115
SX238	P_V_2	0.000000
SX238	P_M_2	-83.064543
SX238	P_M_3	-194.551067
SX244	P_INT_VALLE_0	0.000000
SX244	P_INT_VALLE_F	0.000000
SX244	P_INT_MONTE_F	20.707922
SX244	P_INT_MONTE_0	155.608115
SX244	P_V_2	0.000000
SX244	P_M_2	-83.064543
SX244	P_M_3	-194.551067
DX240	P_INT_MONTE_0	0.000000
DX240	P_INT_MONTE_F	0.000000
DX240	P_INT_VALLE_F	-20.707922
DX240	P_INT_VALLE_0	-155.608115
DX240	P_M_2	0.000000
DX240	P_V_2	153.302406
DX240	P_V_3	167.703208
DX242	P_INT_MONTE_0	0.000000
DX242	P_INT_MONTE_F	0.000000
DX242	P_INT_VALLE_F	-20.707922
DX242	P_INT_VALLE_0	-155.608115
DX242	P_M_2	0.000000
DX242	P_V_2	153.302406
DX242	P_V_3	167.703208
DX247	P_INT_MONTE_0	0.000000
DX247	P_INT_MONTE_F	0.000000
DX247	P_INT_VALLE_F	-20.707922
DX247	P_INT_VALLE_0	-155.608115
DX247	P_M_2	0.000000
DX247	P_V_2	153.302406
DX247	P_V_3	167.703208
DX235	P_INT_MONTE_0	0.000000
DX235	P_INT_MONTE_F	0.000000
DX235	P_INT_VALLE_F	-20.707922
DX235	P_INT_VALLE_0	-155.608115
DX235	P_M_2	0.000000
DX235	P_V_2	153.302406
DX235	P_V_3	167.703208
DX241	P_INT_MONTE_0	0.000000
DX241	P_INT_MONTE_F	0.000000
DX241	P_INT_VALLE_F	-20.707922
DX241	P_INT_VALLE_0	-155.608115
DX241	P_M_2	0.000000
DX241	P_V_2	153.302406
DX241	P_V_3	167.703208
DX237	P_INT_MONTE_0	0.000000
DX237	P_INT_MONTE_F	0.000000
DX237	P_INT_VALLE_F	-20.707922
DX237	P_INT_VALLE_0	-155.608115
DX237	P_M_2	0.000000
DX237	P_V_2	153.302406
DX237	P_V_3	167.703208
DX245	P_INT_MONTE_0	0.000000
DX245	P_INT_MONTE_F	0.000000
DX245	P_INT_VALLE_F	-20.707922
DX245	P_INT_VALLE_0	-155.608115
DX245	P_M_2	0.000000
DX245	P_V_2	153.302406
DX245	P_V_3	167.703208
DX244	P_INT_MONTE_0	0.000000
DX244	P_INT_MONTE_F	0.000000
DX244	P_INT_VALLE_F	-20.707922
DX244	P_INT_VALLE_0	-155.608115
DX244	P_M_2	0.000000
DX244	P_V_2	153.302406
DX244	P_V_3	167.703208
DX238	P_INT_MONTE_0	0.000000
DX238	P_INT_MONTE_F	0.000000
DX238	P_INT_VALLE_F	-20.707922
DX238	P_INT_VALLE_0	-155.608115
DX238	P_M_2	0.000000



Autorità Portuale di Taranto
Interventi per il dragaggio di 2,3 M m³ di sedimenti in area Molo Polisettoriale e per la realizzazione di un primo lotto della cassa di colmata funzionale all'ampliamento del V Sporgente del Porto di Taranto

Allegati alla relazione di calcolo strutturale allineamento "BC"

Data 05/2016
Rev. B
c.d.c.: C296A
514B

DX238	P_V_2	153.302406
DX238	P_V_3	167.703208
SX253	P_INT_VALLE_0	0.000000
SX253	P_INT_VALLE_F	0.000000
SX253	P_INT_MONTE_F	7.099793
SX253	P_INT_MONTE_0	141.999985
SX253	P_V_2	0.000000
SX253	P_M_2	-70.623613
SX253	P_M_3	-165.450448
SX255	P_INT_VALLE_0	0.000000
SX255	P_INT_VALLE_F	0.000000
SX255	P_INT_MONTE_F	7.099793
SX255	P_INT_MONTE_0	141.999985
SX255	P_V_2	0.000000
SX255	P_M_2	-70.623613
SX255	P_M_3	-165.450448
SX248	P_INT_VALLE_0	0.000000
SX248	P_INT_VALLE_F	0.000000
SX248	P_INT_MONTE_F	7.099793
SX248	P_INT_MONTE_0	141.999985
SX248	P_V_2	0.000000
SX248	P_M_2	-70.623613
SX248	P_M_3	-165.450448
SX260	P_INT_VALLE_0	0.000000
SX260	P_INT_VALLE_F	0.000000
SX260	P_INT_MONTE_F	7.099793
SX260	P_INT_MONTE_0	141.999985
SX260	P_V_2	0.000000
SX260	P_M_2	-70.623613
SX260	P_M_3	-165.450448
SX249	P_INT_VALLE_0	0.000000
SX249	P_INT_VALLE_F	0.000000
SX249	P_INT_MONTE_F	7.099793
SX249	P_INT_MONTE_0	141.999985
SX249	P_V_2	0.000000
SX249	P_M_2	-70.623613
SX249	P_M_3	-165.450448
SX250	P_INT_VALLE_0	0.000000
SX250	P_INT_VALLE_F	0.000000
SX250	P_INT_MONTE_F	7.099793
SX250	P_INT_MONTE_0	141.999985
SX250	P_V_2	0.000000
SX250	P_M_2	-70.623613
SX250	P_M_3	-165.450448
SX258	P_INT_VALLE_0	0.000000
SX258	P_INT_VALLE_F	0.000000
SX258	P_INT_MONTE_F	7.099793
SX258	P_INT_MONTE_0	141.999985
SX258	P_V_2	0.000000
SX258	P_M_2	-70.623613
SX258	P_M_3	-165.450448
SX254	P_INT_VALLE_0	0.000000
SX254	P_INT_VALLE_F	0.000000
SX254	P_INT_MONTE_F	7.099793
SX254	P_INT_MONTE_0	141.999985
SX254	P_V_2	0.000000
SX254	P_M_2	-70.623613
SX254	P_M_3	-165.450448
SX251	P_INT_VALLE_0	0.000000
SX251	P_INT_VALLE_F	0.000000
SX251	P_INT_MONTE_F	7.099793
SX251	P_INT_MONTE_0	141.999985
SX251	P_V_2	0.000000
SX251	P_M_2	-70.623613
SX251	P_M_3	-165.450448
SX257	P_INT_VALLE_0	0.000000
SX257	P_INT_VALLE_F	0.000000
SX257	P_INT_MONTE_F	7.099793
SX257	P_INT_MONTE_0	141.999985
SX257	P_V_2	0.000000
SX257	P_M_2	-70.623613
SX257	P_M_3	-165.450448
DX253	P_INT_MONTE_0	0.000000
DX253	P_INT_MONTE_F	0.000000
DX253	P_INT_VALLE_F	-7.099793
DX253	P_INT_VALLE_0	-141.999985
DX253	P_M_2	0.000000
DX253	P_V_2	120.566101
DX253	P_V_3	156.250724
DX255	P_INT_MONTE_0	0.000000
DX255	P_INT_MONTE_F	0.000000



Autorità Portuale di Taranto
Interventi per il dragaggio di 2,3 M m³ di sedimenti in area Molo Polisettoriale e per la realizzazione di un primo lotto della cassa di colmata funzionale all'ampliamento del V Sporgente del Porto di Taranto

Allegati alla relazione di calcolo strutturale allineamento "BC"

Data 05/2016
Rev. B
c.d.c.: C296A
514B

DX255	P_INT_VALLE_F	-7.099793
DX255	P_INT_VALLE_0	-141.999985
DX255	P_M_2	0.000000
DX255	P_V_2	120.566101
DX255	P_V_3	156.250724
DX260	P_INT_MONTE_0	0.000000
DX260	P_INT_MONTE_F	0.000000
DX260	P_INT_VALLE_F	-7.099793
DX260	P_INT_VALLE_0	-141.999985
DX260	P_M_2	0.000000
DX260	P_V_2	120.566101
DX260	P_V_3	156.250724
DX248	P_INT_MONTE_0	0.000000
DX248	P_INT_MONTE_F	0.000000
DX248	P_INT_VALLE_F	-7.099793
DX248	P_INT_VALLE_0	-141.999985
DX248	P_M_2	0.000000
DX248	P_V_2	120.566101
DX248	P_V_3	156.250724
DX254	P_INT_MONTE_0	0.000000
DX254	P_INT_MONTE_F	0.000000
DX254	P_INT_VALLE_F	-7.099793
DX254	P_INT_VALLE_0	-141.999985
DX254	P_M_2	0.000000
DX254	P_V_2	120.566101
DX254	P_V_3	156.250724
DX250	P_INT_MONTE_0	0.000000
DX250	P_INT_MONTE_F	0.000000
DX250	P_INT_VALLE_F	-7.099793
DX250	P_INT_VALLE_0	-141.999985
DX250	P_M_2	0.000000
DX250	P_V_2	120.566101
DX250	P_V_3	156.250724
DX258	P_INT_MONTE_0	0.000000
DX258	P_INT_MONTE_F	0.000000
DX258	P_INT_VALLE_F	-7.099793
DX258	P_INT_VALLE_0	-141.999985
DX258	P_M_2	0.000000
DX258	P_V_2	120.566101
DX258	P_V_3	156.250724
DX257	P_INT_MONTE_0	0.000000
DX257	P_INT_MONTE_F	0.000000
DX257	P_INT_VALLE_F	-7.099793
DX257	P_INT_VALLE_0	-141.999985
DX257	P_M_2	0.000000
DX257	P_V_2	120.566101
DX257	P_V_3	156.250724
DX251	P_INT_MONTE_0	0.000000
DX251	P_INT_MONTE_F	0.000000
DX251	P_INT_VALLE_F	-7.099793
DX251	P_INT_VALLE_0	-141.999985
DX251	P_M_2	0.000000
DX251	P_V_2	120.566101
DX251	P_V_3	156.250724
SX266	P_INT_VALLE_0	0.000000
SX266	P_INT_VALLE_F	0.000000
SX266	P_INT_MONTE_F	0.000000
SX266	P_INT_MONTE_0	127.799985
SX266	P_V_2	0.000000
SX266	P_M_2	-51.647787
SX266	P_M_3	-132.041129
SX268	P_INT_VALLE_0	0.000000
SX268	P_INT_VALLE_F	0.000000
SX268	P_INT_MONTE_F	0.000000
SX268	P_INT_MONTE_0	127.799985
SX268	P_V_2	0.000000
SX268	P_M_2	-51.647787
SX268	P_M_3	-132.041129
SX261	P_INT_VALLE_0	0.000000
SX261	P_INT_VALLE_F	0.000000
SX261	P_INT_MONTE_F	0.000000
SX261	P_INT_MONTE_0	127.799985
SX261	P_V_2	0.000000
SX261	P_M_2	-51.647787
SX261	P_M_3	-132.041129
SX273	P_INT_VALLE_0	0.000000
SX273	P_INT_VALLE_F	0.000000
SX273	P_INT_MONTE_F	0.000000
SX273	P_INT_MONTE_0	127.799985
SX273	P_V_2	0.000000
SX273	P_M_2	-51.647787

SX273	P_M_3	-132.041129
SX262	P_INT_VALLE_0	0.000000
SX262	P_INT_VALLE_F	0.000000
SX262	P_INT_MONTE_F	0.000000
SX262	P_INT_MONTE_0	127.799985
SX262	P_V_2	0.000000
SX262	P_M_2	-51.647787
SX262	P_M_3	-132.041129
SX263	P_INT_VALLE_0	0.000000
SX263	P_INT_VALLE_F	0.000000
SX263	P_INT_MONTE_F	0.000000
SX263	P_INT_MONTE_0	127.799985
SX263	P_V_2	0.000000
SX263	P_M_2	-51.647787
SX263	P_M_3	-132.041129
SX271	P_INT_VALLE_0	0.000000
SX271	P_INT_VALLE_F	0.000000
SX271	P_INT_MONTE_F	0.000000
SX271	P_INT_MONTE_0	127.799985
SX271	P_V_2	0.000000
SX271	P_M_2	-51.647787
SX271	P_M_3	-132.041129
SX267	P_INT_VALLE_0	0.000000
SX267	P_INT_VALLE_F	0.000000
SX267	P_INT_MONTE_F	0.000000
SX267	P_INT_MONTE_0	127.799985
SX267	P_V_2	0.000000
SX267	P_M_2	-51.647787
SX267	P_M_3	-132.041129
SX264	P_INT_VALLE_0	0.000000
SX264	P_INT_VALLE_F	0.000000
SX264	P_INT_MONTE_F	0.000000
SX264	P_INT_MONTE_0	127.799985
SX264	P_V_2	0.000000
SX264	P_M_2	-51.647787
SX264	P_M_3	-132.041129
SX270	P_INT_VALLE_0	0.000000
SX270	P_INT_VALLE_F	0.000000
SX270	P_INT_MONTE_F	0.000000
SX270	P_INT_MONTE_0	127.799985
SX270	P_V_2	0.000000
SX270	P_M_2	-51.647787
SX270	P_M_3	-132.041129
DX266	P_INT_MONTE_0	0.000000
DX266	P_INT_MONTE_F	0.000000
DX266	P_INT_VALLE_F	0.000000
DX266	P_INT_VALLE_0	-127.799985
DX266	P_M_2	0.000000
DX266	P_V_2	93.841325
DX266	P_V_3	130.357566
DX268	P_INT_MONTE_0	0.000000
DX268	P_INT_MONTE_F	0.000000
DX268	P_INT_VALLE_F	0.000000
DX268	P_INT_VALLE_0	-127.799985
DX268	P_M_2	0.000000
DX268	P_V_2	93.841325
DX268	P_V_3	130.357566
DX273	P_INT_MONTE_0	0.000000
DX273	P_INT_MONTE_F	0.000000
DX273	P_INT_VALLE_F	0.000000
DX273	P_INT_VALLE_0	-127.799985
DX273	P_M_2	0.000000
DX273	P_V_2	93.841325
DX273	P_V_3	130.357566
DX261	P_INT_MONTE_0	0.000000
DX261	P_INT_MONTE_F	0.000000
DX261	P_INT_VALLE_F	0.000000
DX261	P_INT_VALLE_0	-127.799985
DX261	P_M_2	0.000000
DX261	P_V_2	93.841325
DX261	P_V_3	130.357566
DX267	P_INT_MONTE_0	0.000000
DX267	P_INT_MONTE_F	0.000000
DX267	P_INT_VALLE_F	0.000000
DX267	P_INT_VALLE_0	-127.799985
DX267	P_M_2	0.000000
DX267	P_V_2	93.841325
DX267	P_V_3	130.357566
DX263	P_INT_MONTE_0	0.000000
DX263	P_INT_MONTE_F	0.000000
DX263	P_INT_VALLE_F	0.000000

DX263	P_INT_VALLE_0	-127.799985
DX263	P_M_2	0.000000
DX263	P_V_2	93.841325
DX263	P_V_3	130.357566
DX271	P_INT_MONTE_0	0.000000
DX271	P_INT_MONTE_F	0.000000
DX271	P_INT_VALLE_F	0.000000
DX271	P_INT_VALLE_0	-127.799985
DX271	P_M_2	0.000000
DX271	P_V_2	93.841325
DX271	P_V_3	130.357566
DX270	P_INT_MONTE_0	0.000000
DX270	P_INT_MONTE_F	0.000000
DX270	P_INT_VALLE_F	0.000000
DX270	P_INT_VALLE_0	-127.799985
DX270	P_M_2	0.000000
DX270	P_V_2	93.841325
DX270	P_V_3	130.357566
DX264	P_INT_MONTE_0	0.000000
DX264	P_INT_MONTE_F	0.000000
DX264	P_INT_VALLE_F	0.000000
DX264	P_INT_VALLE_0	-127.799985
DX264	P_M_2	0.000000
DX264	P_V_2	93.841325
DX264	P_V_3	130.357566
SX279	P_INT_VALLE_0	0.000000
SX279	P_INT_VALLE_F	0.000000
SX279	P_INT_MONTE_F	0.000000
SX279	P_INT_MONTE_0	113.599808
SX279	P_V_2	0.000000
SX279	P_M_2	-97.019060
SX279	P_M_3	-80.391667
SX281	P_INT_VALLE_0	0.000000
SX281	P_INT_VALLE_F	0.000000
SX281	P_INT_MONTE_F	0.000000
SX281	P_INT_MONTE_0	113.599808
SX281	P_V_2	0.000000
SX281	P_M_2	-97.019060
SX281	P_M_3	-80.391667
SX274	P_INT_VALLE_0	0.000000
SX274	P_INT_VALLE_F	0.000000
SX274	P_INT_MONTE_F	0.000000
SX274	P_INT_MONTE_0	113.599808
SX274	P_V_2	0.000000
SX274	P_M_2	-97.019060
SX274	P_M_3	-80.391667
SX286	P_INT_VALLE_0	0.000000
SX286	P_INT_VALLE_F	0.000000
SX286	P_INT_MONTE_F	0.000000
SX286	P_INT_MONTE_0	113.599808
SX286	P_V_2	0.000000
SX286	P_M_2	-97.019060
SX286	P_M_3	-80.391667
SX275	P_INT_VALLE_0	0.000000
SX275	P_INT_VALLE_F	0.000000
SX275	P_INT_MONTE_F	0.000000
SX275	P_INT_MONTE_0	113.599808
SX275	P_V_2	0.000000
SX275	P_M_2	-97.019060
SX275	P_M_3	-80.391667
SX276	P_INT_VALLE_0	0.000000
SX276	P_INT_VALLE_F	0.000000
SX276	P_INT_MONTE_F	0.000000
SX276	P_INT_MONTE_0	113.599808
SX276	P_V_2	0.000000
SX276	P_M_2	-97.019060
SX276	P_M_3	-80.391667
SX284	P_INT_VALLE_0	0.000000
SX284	P_INT_VALLE_F	0.000000
SX284	P_INT_MONTE_F	0.000000
SX284	P_INT_MONTE_0	113.599808
SX284	P_V_2	0.000000
SX284	P_M_2	-97.019060
SX284	P_M_3	-80.391667
SX393	P_INT_VALLE_0	0.000000
SX393	P_INT_VALLE_F	0.000000
SX393	P_INT_MONTE_F	0.000000
SX393	P_INT_MONTE_0	0.000000
SX393	P_V_2	0.000000
SX393	P_M_2	-13.649647
SX393	P_M_3	0.000000

SX280	P_INT_VALLE_0	0.000000
SX280	P_INT_VALLE_F	0.000000
SX280	P_INT_MONTE_F	0.000000
SX280	P_INT_MONTE_0	113.599808
SX280	P_V_2	0.000000
SX280	P_M_2	-97.019060
SX280	P_M_3	-80.391667
SX277	P_INT_VALLE_0	0.000000
SX277	P_INT_VALLE_F	0.000000
SX277	P_INT_MONTE_F	0.000000
SX277	P_INT_MONTE_0	113.599808
SX277	P_V_2	0.000000
SX277	P_M_2	-97.019060
SX277	P_M_3	-80.391667
SX283	P_INT_VALLE_0	0.000000
SX283	P_INT_VALLE_F	0.000000
SX283	P_INT_MONTE_F	0.000000
SX283	P_INT_MONTE_0	113.599808
SX283	P_V_2	0.000000
SX283	P_M_2	-97.019060
SX283	P_M_3	-80.391667
DX279	P_INT_MONTE_0	0.000000
DX279	P_INT_MONTE_F	0.000000
DX279	P_INT_VALLE_F	0.000000
DX279	P_INT_VALLE_0	-113.599808
DX279	P_M_2	0.000000
DX279	P_V_2	50.391667
DX279	P_V_3	137.396087
DX281	P_INT_MONTE_0	0.000000
DX281	P_INT_MONTE_F	0.000000
DX281	P_INT_VALLE_F	0.000000
DX281	P_INT_VALLE_0	-113.599808
DX281	P_M_2	0.000000
DX281	P_V_2	50.391667
DX281	P_V_3	137.396087
DX286	P_INT_MONTE_0	0.000000
DX286	P_INT_MONTE_F	0.000000
DX286	P_INT_VALLE_F	0.000000
DX286	P_INT_VALLE_0	-113.599808
DX286	P_M_2	0.000000
DX286	P_V_2	50.391667
DX286	P_V_3	137.396087
DX274	P_INT_MONTE_0	0.000000
DX274	P_INT_MONTE_F	0.000000
DX274	P_INT_VALLE_F	0.000000
DX274	P_INT_VALLE_0	-113.599808
DX274	P_M_2	0.000000
DX274	P_V_2	50.391667
DX274	P_V_3	137.396087
DX280	P_INT_MONTE_0	0.000000
DX280	P_INT_MONTE_F	0.000000
DX280	P_INT_VALLE_F	0.000000
DX280	P_INT_VALLE_0	-113.599808
DX280	P_M_2	0.000000
DX280	P_V_2	50.391667
DX280	P_V_3	137.396087
DX276	P_INT_MONTE_0	0.000000
DX276	P_INT_MONTE_F	0.000000
DX276	P_INT_VALLE_F	0.000000
DX276	P_INT_VALLE_0	-113.599808
DX276	P_M_2	0.000000
DX276	P_V_2	50.391667
DX276	P_V_3	137.396087
DX284	P_INT_MONTE_0	0.000000
DX284	P_INT_MONTE_F	0.000000
DX284	P_INT_VALLE_F	0.000000
DX284	P_INT_VALLE_0	-113.599808
DX284	P_M_2	0.000000
DX284	P_V_2	50.391667
DX284	P_V_3	137.396087
DX283	P_INT_MONTE_0	0.000000
DX283	P_INT_MONTE_F	0.000000
DX283	P_INT_VALLE_F	0.000000
DX283	P_INT_VALLE_0	-113.599808
DX283	P_M_2	0.000000
DX283	P_V_2	50.391667
DX283	P_V_3	137.396087
DX277	P_INT_MONTE_0	0.000000
DX277	P_INT_MONTE_F	0.000000
DX277	P_INT_VALLE_F	0.000000
DX277	P_INT_VALLE_0	-113.599808

**Autorità Portuale di Taranto**

Interventi per il dragaggio di 2,3 M m³ di sedimenti in area Molo Polisettoriale e per la realizzazione di un primo lotto della cassa di colmata funzionale all'ampliamento del V Sporgente del Porto di Taranto

Allegati alla relazione di calcolo strutturale allineamento "BC"

Data 05/2016
Rev. B
c.d.c.: C296A
514B

DX277	P_M_2	0.000000
DX277	P_V_2	50.391667
DX277	P_V_3	137.396087
SX292	P_INT_VALLE_0	0.000000
SX292	P_INT_VALLE_F	0.000000
SX292	P_INT_MONTE_F	0.000000
SX292	P_INT_MONTE_0	100.287485
SX292	P_V_2	0.000000
SX292	P_M_2	-87.365813
SX292	P_M_3	-70.000000
SX294	P_INT_VALLE_0	0.000000
SX294	P_INT_VALLE_F	0.000000
SX294	P_INT_MONTE_F	0.000000
SX294	P_INT_MONTE_0	100.287485
SX294	P_V_2	0.000000
SX294	P_M_2	-87.365813
SX294	P_M_3	-70.000000
SX287	P_INT_VALLE_0	0.000000
SX287	P_INT_VALLE_F	0.000000
SX287	P_INT_MONTE_F	0.000000
SX287	P_INT_MONTE_0	100.287485
SX287	P_V_2	0.000000
SX287	P_M_2	-87.365813
SX287	P_M_3	-70.000000
SX299	P_INT_VALLE_0	0.000000
SX299	P_INT_VALLE_F	0.000000
SX299	P_INT_MONTE_F	0.000000
SX299	P_INT_MONTE_0	100.287485
SX299	P_V_2	0.000000
SX299	P_M_2	-87.365813
SX299	P_M_3	-70.000000
SX288	P_INT_VALLE_0	0.000000
SX288	P_INT_VALLE_F	0.000000
SX288	P_INT_MONTE_F	0.000000
SX288	P_INT_MONTE_0	100.287485
SX288	P_V_2	0.000000
SX288	P_M_2	-87.365813
SX288	P_M_3	-70.000000
SX289	P_INT_VALLE_0	0.000000
SX289	P_INT_VALLE_F	0.000000
SX289	P_INT_MONTE_F	0.000000
SX289	P_INT_MONTE_0	100.287485
SX289	P_V_2	0.000000
SX289	P_M_2	-87.365813
SX289	P_M_3	-70.000000
SX297	P_INT_VALLE_0	0.000000
SX297	P_INT_VALLE_F	0.000000
SX297	P_INT_MONTE_F	0.000000
SX297	P_INT_MONTE_0	100.287485
SX297	P_V_2	0.000000
SX297	P_M_2	-87.365813
SX297	P_M_3	-70.000000
SX406	P_INT_VALLE_0	0.000000
SX406	P_INT_VALLE_F	0.000000
SX406	P_INT_MONTE_F	0.000000
SX406	P_INT_MONTE_0	0.000000
SX406	P_V_2	0.000000
SX406	P_M_2	-3.800627
SX406	P_M_3	0.000000
SX293	P_INT_VALLE_0	0.000000
SX293	P_INT_VALLE_F	0.000000
SX293	P_INT_MONTE_F	0.000000
SX293	P_INT_MONTE_0	100.287485
SX293	P_V_2	0.000000
SX293	P_M_2	-87.365813
SX293	P_M_3	-70.000000
SX290	P_INT_VALLE_0	0.000000
SX290	P_INT_VALLE_F	0.000000
SX290	P_INT_MONTE_F	0.000000
SX290	P_INT_MONTE_0	100.287485
SX290	P_V_2	0.000000
SX290	P_M_2	-87.365813
SX290	P_M_3	-70.000000
SX296	P_INT_VALLE_0	0.000000
SX296	P_INT_VALLE_F	0.000000
SX296	P_INT_MONTE_F	0.000000
SX296	P_INT_MONTE_0	100.287485
SX296	P_V_2	0.000000
SX296	P_M_2	-87.365813
SX296	P_M_3	-70.000000
DX292	P_INT_MONTE_0	0.000000

DX292	P_INT_MONTE_F	0.000000
DX292	P_INT_VALLE_F	0.000000
DX292	P_INT_VALLE_0	-100.287485
DX292	P_M_2	0.000000
DX292	P_V_2	40.000000
DX292	P_V_3	123.280906
DX294	P_INT_MONTE_0	0.000000
DX294	P_INT_MONTE_F	0.000000
DX294	P_INT_VALLE_F	0.000000
DX294	P_INT_VALLE_0	-100.287485
DX294	P_M_2	0.000000
DX294	P_V_2	40.000000
DX294	P_V_3	123.280906
DX299	P_INT_MONTE_0	0.000000
DX299	P_INT_MONTE_F	0.000000
DX299	P_INT_VALLE_F	0.000000
DX299	P_INT_VALLE_0	-100.287485
DX299	P_M_2	0.000000
DX299	P_V_2	40.000000
DX299	P_V_3	123.280906
DX287	P_INT_MONTE_0	0.000000
DX287	P_INT_MONTE_F	0.000000
DX287	P_INT_VALLE_F	0.000000
DX287	P_INT_VALLE_0	-100.287485
DX287	P_M_2	0.000000
DX287	P_V_2	40.000000
DX287	P_V_3	123.280906
DX293	P_INT_MONTE_0	0.000000
DX293	P_INT_MONTE_F	0.000000
DX293	P_INT_VALLE_F	0.000000
DX293	P_INT_VALLE_0	-100.287485
DX293	P_M_2	0.000000
DX293	P_V_2	40.000000
DX293	P_V_3	123.280906
DX289	P_INT_MONTE_0	0.000000
DX289	P_INT_MONTE_F	0.000000
DX289	P_INT_VALLE_F	0.000000
DX289	P_INT_VALLE_0	-100.287485
DX289	P_M_2	0.000000
DX289	P_V_2	40.000000
DX289	P_V_3	123.280906
DX297	P_INT_MONTE_0	0.000000
DX297	P_INT_MONTE_F	0.000000
DX297	P_INT_VALLE_F	0.000000
DX297	P_INT_VALLE_0	-100.287485
DX297	P_M_2	0.000000
DX297	P_V_2	40.000000
DX297	P_V_3	123.280906
DX296	P_INT_MONTE_0	0.000000
DX296	P_INT_MONTE_F	0.000000
DX296	P_INT_VALLE_F	0.000000
DX296	P_INT_VALLE_0	-100.287485
DX296	P_M_2	0.000000
DX296	P_V_2	40.000000
DX296	P_V_3	123.280906
DX290	P_INT_MONTE_0	0.000000
DX290	P_INT_MONTE_F	0.000000
DX290	P_INT_VALLE_F	0.000000
DX290	P_INT_VALLE_0	-100.287485
DX290	P_M_2	0.000000
DX290	P_V_2	40.000000
DX290	P_V_3	123.280906
SX305	P_INT_VALLE_0	0.000000
SX305	P_INT_VALLE_F	0.000000
SX305	P_INT_MONTE_F	0.000000
SX305	P_INT_MONTE_0	85.199985
SX305	P_V_2	0.000000
SX305	P_M_2	-77.755143
SX305	P_M_3	-59.654167
SX307	P_INT_VALLE_0	0.000000
SX307	P_INT_VALLE_F	0.000000
SX307	P_INT_MONTE_F	0.000000
SX307	P_INT_MONTE_0	85.199985
SX307	P_V_2	0.000000
SX307	P_M_2	-77.755143
SX307	P_M_3	-59.654167
SX300	P_INT_VALLE_0	0.000000
SX300	P_INT_VALLE_F	0.000000
SX300	P_INT_MONTE_F	0.000000
SX300	P_INT_MONTE_0	85.199985
SX300	P_V_2	0.000000

SX300	P_M_2	-77.755143
SX300	P_M_3	-59.654167
SX312	P_INT_VALLE_0	0.000000
SX312	P_INT_VALLE_F	0.000000
SX312	P_INT_MONTE_F	0.000000
SX312	P_INT_MONTE_0	85.199985
SX312	P_V_2	0.000000
SX312	P_M_2	-77.755143
SX312	P_M_3	-59.654167
SX301	P_INT_VALLE_0	0.000000
SX301	P_INT_VALLE_F	0.000000
SX301	P_INT_MONTE_F	0.000000
SX301	P_INT_MONTE_0	85.199985
SX301	P_V_2	0.000000
SX301	P_M_2	-77.755143
SX301	P_M_3	-59.654167
SX302	P_INT_VALLE_0	0.000000
SX302	P_INT_VALLE_F	0.000000
SX302	P_INT_MONTE_F	0.000000
SX302	P_INT_MONTE_0	85.199985
SX302	P_V_2	0.000000
SX302	P_M_2	-77.755143
SX302	P_M_3	-59.654167
SX310	P_INT_VALLE_0	0.000000
SX310	P_INT_VALLE_F	0.000000
SX310	P_INT_MONTE_F	0.000000
SX310	P_INT_MONTE_0	85.199985
SX310	P_V_2	0.000000
SX310	P_M_2	-77.755143
SX310	P_M_3	-59.654167
SX306	P_INT_VALLE_0	0.000000
SX306	P_INT_VALLE_F	0.000000
SX306	P_INT_MONTE_F	0.000000
SX306	P_INT_MONTE_0	85.199985
SX306	P_V_2	0.000000
SX306	P_M_2	-77.755143
SX306	P_M_3	-59.654167
SX303	P_INT_VALLE_0	0.000000
SX303	P_INT_VALLE_F	0.000000
SX303	P_INT_MONTE_F	0.000000
SX303	P_INT_MONTE_0	85.199985
SX303	P_V_2	0.000000
SX303	P_M_2	-77.755143
SX303	P_M_3	-59.654167
SX309	P_INT_VALLE_0	0.000000
SX309	P_INT_VALLE_F	0.000000
SX309	P_INT_MONTE_F	0.000000
SX309	P_INT_MONTE_0	85.199985
SX309	P_V_2	0.000000
SX309	P_M_2	-77.755143
SX309	P_M_3	-59.654167
DX305	P_INT_MONTE_0	0.000000
DX305	P_INT_MONTE_F	0.000000
DX305	P_INT_VALLE_F	0.000000
DX305	P_INT_VALLE_0	-85.199985
DX305	P_M_2	0.000000
DX305	P_V_2	29.654167
DX305	P_V_3	111.870731
DX307	P_INT_MONTE_0	0.000000
DX307	P_INT_MONTE_F	0.000000
DX307	P_INT_VALLE_F	0.000000
DX307	P_INT_VALLE_0	-85.199985
DX307	P_M_2	0.000000
DX307	P_V_2	29.654167
DX307	P_V_3	111.870731
DX312	P_INT_MONTE_0	0.000000
DX312	P_INT_MONTE_F	0.000000
DX312	P_INT_VALLE_F	0.000000
DX312	P_INT_VALLE_0	-85.199985
DX312	P_M_2	0.000000
DX312	P_V_2	29.654167
DX312	P_V_3	111.870731
DX300	P_INT_MONTE_0	0.000000
DX300	P_INT_MONTE_F	0.000000
DX300	P_INT_VALLE_F	0.000000
DX300	P_INT_VALLE_0	-85.199985
DX300	P_M_2	0.000000
DX300	P_V_2	29.654167
DX300	P_V_3	111.870731
DX306	P_INT_MONTE_0	0.000000
DX306	P_INT_MONTE_F	0.000000

DX306	P_INT_VALLE_F	0.000000
DX306	P_INT_VALLE_0	-85.199985
DX306	P_M_2	0.000000
DX306	P_V_2	29.654167
DX306	P_V_3	111.870731
DX302	P_INT_MONTE_0	0.000000
DX302	P_INT_MONTE_F	0.000000
DX302	P_INT_VALLE_F	0.000000
DX302	P_INT_VALLE_0	-85.199985
DX302	P_M_2	0.000000
DX302	P_V_2	29.654167
DX302	P_V_3	111.870731
DX310	P_INT_MONTE_0	0.000000
DX310	P_INT_MONTE_F	0.000000
DX310	P_INT_VALLE_F	0.000000
DX310	P_INT_VALLE_0	-85.199985
DX310	P_M_2	0.000000
DX310	P_V_2	29.654167
DX310	P_V_3	111.870731
DX309	P_INT_MONTE_0	0.000000
DX309	P_INT_MONTE_F	0.000000
DX309	P_INT_VALLE_F	0.000000
DX309	P_INT_VALLE_0	-85.199985
DX309	P_M_2	0.000000
DX309	P_V_2	29.654167
DX309	P_V_3	111.870731
DX303	P_INT_MONTE_0	0.000000
DX303	P_INT_MONTE_F	0.000000
DX303	P_INT_VALLE_F	0.000000
DX303	P_INT_VALLE_0	-85.199985
DX303	P_M_2	0.000000
DX303	P_V_2	29.654167
DX303	P_V_3	111.870731
SX318	P_INT_VALLE_0	0.000000
SX318	P_INT_VALLE_F	0.000000
SX318	P_INT_MONTE_F	0.000000
SX318	P_INT_MONTE_0	70.999985
SX318	P_V_2	0.000000
SX318	P_M_2	-69.193401
SX318	P_M_3	-50.437500
SX320	P_INT_VALLE_0	0.000000
SX320	P_INT_VALLE_F	0.000000
SX320	P_INT_MONTE_F	0.000000
SX320	P_INT_MONTE_0	70.999985
SX320	P_V_2	0.000000
SX320	P_M_2	-69.193401
SX320	P_M_3	-50.437500
SX313	P_INT_VALLE_0	0.000000
SX313	P_INT_VALLE_F	0.000000
SX313	P_INT_MONTE_F	0.000000
SX313	P_INT_MONTE_0	70.999985
SX313	P_V_2	0.000000
SX313	P_M_2	-69.193401
SX313	P_M_3	-50.437500
SX325	P_INT_VALLE_0	0.000000
SX325	P_INT_VALLE_F	0.000000
SX325	P_INT_MONTE_F	0.000000
SX325	P_INT_MONTE_0	70.999985
SX325	P_V_2	0.000000
SX325	P_M_2	-69.193401
SX325	P_M_3	-50.437500
SX314	P_INT_VALLE_0	0.000000
SX314	P_INT_VALLE_F	0.000000
SX314	P_INT_MONTE_F	0.000000
SX314	P_INT_MONTE_0	70.999985
SX314	P_V_2	0.000000
SX314	P_M_2	-69.193401
SX314	P_M_3	-50.437500
SX315	P_INT_VALLE_0	0.000000
SX315	P_INT_VALLE_F	0.000000
SX315	P_INT_MONTE_F	0.000000
SX315	P_INT_MONTE_0	70.999985
SX315	P_V_2	0.000000
SX315	P_M_2	-69.193401
SX315	P_M_3	-50.437500
SX323	P_INT_VALLE_0	0.000000
SX323	P_INT_VALLE_F	0.000000
SX323	P_INT_MONTE_F	0.000000
SX323	P_INT_MONTE_0	70.999985
SX323	P_V_2	0.000000
SX323	P_M_2	-69.193401

SX323	P_M_3	-50.437500
SX319	P_INT_VALLE_0	0.000000
SX319	P_INT_VALLE_F	0.000000
SX319	P_INT_MONTE_F	0.000000
SX319	P_INT_MONTE_0	70.999985
SX319	P_V_2	0.000000
SX319	P_M_2	-69.193401
SX319	P_M_3	-50.437500
SX316	P_INT_VALLE_0	0.000000
SX316	P_INT_VALLE_F	0.000000
SX316	P_INT_MONTE_F	0.000000
SX316	P_INT_MONTE_0	70.999985
SX316	P_V_2	0.000000
SX316	P_M_2	-69.193401
SX316	P_M_3	-50.437500
SX322	P_INT_VALLE_0	0.000000
SX322	P_INT_VALLE_F	0.000000
SX322	P_INT_MONTE_F	0.000000
SX322	P_INT_MONTE_0	70.999985
SX322	P_V_2	0.000000
SX322	P_M_2	-69.193401
SX322	P_M_3	-50.437500
DX318	P_INT_MONTE_0	0.000000
DX318	P_INT_MONTE_F	0.000000
DX318	P_INT_VALLE_F	0.000000
DX318	P_INT_VALLE_0	-70.999985
DX318	P_M_2	0.000000
DX318	P_V_2	20.437500
DX318	P_V_3	97.519397
DX320	P_INT_MONTE_0	0.000000
DX320	P_INT_MONTE_F	0.000000
DX320	P_INT_VALLE_F	0.000000
DX320	P_INT_VALLE_0	-70.999985
DX320	P_M_2	0.000000
DX320	P_V_2	20.437500
DX320	P_V_3	97.519397
DX325	P_INT_MONTE_0	0.000000
DX325	P_INT_MONTE_F	0.000000
DX325	P_INT_VALLE_F	0.000000
DX325	P_INT_VALLE_0	-70.999985
DX325	P_M_2	0.000000
DX325	P_V_2	20.437500
DX325	P_V_3	97.519397
DX313	P_INT_MONTE_0	0.000000
DX313	P_INT_MONTE_F	0.000000
DX313	P_INT_VALLE_F	0.000000
DX313	P_INT_VALLE_0	-70.999985
DX313	P_M_2	0.000000
DX313	P_V_2	20.437500
DX313	P_V_3	97.519397
DX319	P_INT_MONTE_0	0.000000
DX319	P_INT_MONTE_F	0.000000
DX319	P_INT_VALLE_F	0.000000
DX319	P_INT_VALLE_0	-70.999985
DX319	P_M_2	0.000000
DX319	P_V_2	20.437500
DX319	P_V_3	97.519397
DX315	P_INT_MONTE_0	0.000000
DX315	P_INT_MONTE_F	0.000000
DX315	P_INT_VALLE_F	0.000000
DX315	P_INT_VALLE_0	-70.999985
DX315	P_M_2	0.000000
DX315	P_V_2	20.437500
DX315	P_V_3	97.519397
DX323	P_INT_MONTE_0	0.000000
DX323	P_INT_MONTE_F	0.000000
DX323	P_INT_VALLE_F	0.000000
DX323	P_INT_VALLE_0	-70.999985
DX323	P_M_2	0.000000
DX323	P_V_2	20.437500
DX323	P_V_3	97.519397
DX322	P_INT_MONTE_0	0.000000
DX322	P_INT_MONTE_F	0.000000
DX322	P_INT_VALLE_F	0.000000
DX322	P_INT_VALLE_0	-70.999985
DX322	P_M_2	0.000000
DX322	P_V_2	20.437500
DX322	P_V_3	97.519397
DX316	P_INT_MONTE_0	0.000000
DX316	P_INT_MONTE_F	0.000000
DX316	P_INT_VALLE_F	0.000000

DX316	P_INT_VALLE_0	-70.999985
DX316	P_M_2	0.000000
DX316	P_V_2	20.437500
DX316	P_V_3	97.519397
SX331	P_INT_VALLE_0	0.000000
SX331	P_INT_VALLE_F	0.000000
SX331	P_INT_MONTE_F	0.000000
SX331	P_INT_MONTE_0	55.912485
SX331	P_V_2	0.000000
SX331	P_M_2	-59.497578
SX331	P_M_3	-40.000000
SX333	P_INT_VALLE_0	0.000000
SX333	P_INT_VALLE_F	0.000000
SX333	P_INT_MONTE_F	0.000000
SX333	P_INT_MONTE_0	55.912485
SX333	P_V_2	0.000000
SX333	P_M_2	-59.497578
SX333	P_M_3	-40.000000
SX326	P_INT_VALLE_0	0.000000
SX326	P_INT_VALLE_F	0.000000
SX326	P_INT_MONTE_F	0.000000
SX326	P_INT_MONTE_0	55.912485
SX326	P_V_2	0.000000
SX326	P_M_2	-59.497578
SX326	P_M_3	-40.000000
SX338	P_INT_VALLE_0	0.000000
SX338	P_INT_VALLE_F	0.000000
SX338	P_INT_MONTE_F	0.000000
SX338	P_INT_MONTE_0	55.912485
SX338	P_V_2	0.000000
SX338	P_M_2	-59.497578
SX338	P_M_3	-40.000000
SX327	P_INT_VALLE_0	0.000000
SX327	P_INT_VALLE_F	0.000000
SX327	P_INT_MONTE_F	0.000000
SX327	P_INT_MONTE_0	55.912485
SX327	P_V_2	0.000000
SX327	P_M_2	-59.497578
SX327	P_M_3	-40.000000
SX328	P_INT_VALLE_0	0.000000
SX328	P_INT_VALLE_F	0.000000
SX328	P_INT_MONTE_F	0.000000
SX328	P_INT_MONTE_0	55.912485
SX328	P_V_2	0.000000
SX328	P_M_2	-59.497578
SX328	P_M_3	-40.000000
SX336	P_INT_VALLE_0	0.000000
SX336	P_INT_VALLE_F	0.000000
SX336	P_INT_MONTE_F	0.000000
SX336	P_INT_MONTE_0	55.912485
SX336	P_V_2	0.000000
SX336	P_M_2	-59.497578
SX336	P_M_3	-40.000000
SX394	P_INT_VALLE_0	0.000000
SX394	P_INT_VALLE_F	0.000000
SX394	P_INT_MONTE_F	0.000000
SX394	P_INT_MONTE_0	0.000000
SX394	P_V_2	0.000000
SX394	P_M_2	-13.649647
SX394	P_M_3	0.000000
SX332	P_INT_VALLE_0	0.000000
SX332	P_INT_VALLE_F	0.000000
SX332	P_INT_MONTE_F	0.000000
SX332	P_INT_MONTE_0	55.912485
SX332	P_V_2	0.000000
SX332	P_M_2	-59.497578
SX332	P_M_3	-40.000000
SX329	P_INT_VALLE_0	0.000000
SX329	P_INT_VALLE_F	0.000000
SX329	P_INT_MONTE_F	0.000000
SX329	P_INT_MONTE_0	55.912485
SX329	P_V_2	0.000000
SX329	P_M_2	-59.497578
SX329	P_M_3	-40.000000
SX335	P_INT_VALLE_0	0.000000
SX335	P_INT_VALLE_F	0.000000
SX335	P_INT_MONTE_F	0.000000
SX335	P_INT_MONTE_0	55.912485
SX335	P_V_2	0.000000
SX335	P_M_2	-59.497578
SX335	P_M_3	-40.000000



DX331	P_INT_MONTE_0	0.000000
DX331	P_INT_MONTE_F	0.000000
DX331	P_INT_VALLE_F	0.000000
DX331	P_INT_VALLE_0	-55.912485
DX331	P_M_2	0.000000
DX331	P_V_2	10.000000
DX331	P_V_3	80.870656
DX333	P_INT_MONTE_0	0.000000
DX333	P_INT_MONTE_F	0.000000
DX333	P_INT_VALLE_F	0.000000
DX333	P_INT_VALLE_0	-55.912485
DX333	P_M_2	0.000000
DX333	P_V_2	10.000000
DX333	P_V_3	80.870656
DX338	P_INT_MONTE_0	0.000000
DX338	P_INT_MONTE_F	0.000000
DX338	P_INT_VALLE_F	0.000000
DX338	P_INT_VALLE_0	-55.912485
DX338	P_M_2	0.000000
DX338	P_V_2	10.000000
DX338	P_V_3	80.870656
DX326	P_INT_MONTE_0	0.000000
DX326	P_INT_MONTE_F	0.000000
DX326	P_INT_VALLE_F	0.000000
DX326	P_INT_VALLE_0	-55.912485
DX326	P_M_2	0.000000
DX326	P_V_2	10.000000
DX326	P_V_3	80.870656
DX332	P_INT_MONTE_0	0.000000
DX332	P_INT_MONTE_F	0.000000
DX332	P_INT_VALLE_F	0.000000
DX332	P_INT_VALLE_0	-55.912485
DX332	P_M_2	0.000000
DX332	P_V_2	10.000000
DX332	P_V_3	80.870656
DX328	P_INT_MONTE_0	0.000000
DX328	P_INT_MONTE_F	0.000000
DX328	P_INT_VALLE_F	0.000000
DX328	P_INT_VALLE_0	-55.912485
DX328	P_M_2	0.000000
DX328	P_V_2	10.000000
DX328	P_V_3	80.870656
DX336	P_INT_MONTE_0	0.000000
DX336	P_INT_MONTE_F	0.000000
DX336	P_INT_VALLE_F	0.000000
DX336	P_INT_VALLE_0	-55.912485
DX336	P_M_2	0.000000
DX336	P_V_2	10.000000
DX336	P_V_3	80.870656
DX335	P_INT_MONTE_0	0.000000
DX335	P_INT_MONTE_F	0.000000
DX335	P_INT_VALLE_F	0.000000
DX335	P_INT_VALLE_0	-55.912485
DX335	P_M_2	0.000000
DX335	P_V_2	10.000000
DX335	P_V_3	80.870656
DX329	P_INT_MONTE_0	0.000000
DX329	P_INT_MONTE_F	0.000000
DX329	P_INT_VALLE_F	0.000000
DX329	P_INT_VALLE_0	-55.912485
DX329	P_M_2	0.000000
DX329	P_V_2	10.000000
DX329	P_V_3	80.870656
SX344	P_INT_VALLE_0	0.000000
SX344	P_INT_VALLE_F	0.000000
SX344	P_INT_MONTE_F	0.000000
SX344	P_INT_MONTE_0	42.599772
SX344	P_V_2	0.000000
SX344	P_M_2	-49.929400
SX344	P_M_3	-29.699910
SX346	P_INT_VALLE_0	0.000000
SX346	P_INT_VALLE_F	0.000000
SX346	P_INT_MONTE_F	0.000000
SX346	P_INT_MONTE_0	42.599772
SX346	P_V_2	0.000000
SX346	P_M_2	-49.929400
SX346	P_M_3	-29.699910
SX339	P_INT_VALLE_0	0.000000
SX339	P_INT_VALLE_F	0.000000
SX339	P_INT_MONTE_F	0.000000
SX339	P_INT_MONTE_0	42.599772



Autorità Portuale di Taranto
Interventi per il dragaggio di 2,3 M m³ di sedimenti in area Molo Polisettoriale e per la realizzazione di un primo lotto della cassa di colmata funzionale all'ampliamento del V Sporgente del Porto di Taranto

Allegati alla relazione di calcolo strutturale allineamento "BC"

Data 05/2016
Rev. B
c.d.c.: C296A
514B

SX339	P_V_2	0.000000
SX339	P_M_2	-49.929400
SX339	P_M_3	-29.699910
SX351	P_INT_VALLE_0	0.000000
SX351	P_INT_VALLE_F	0.000000
SX351	P_INT_MONTE_F	0.000000
SX351	P_INT_MONTE_0	42.599772
SX351	P_V_2	0.000000
SX351	P_M_2	-49.929400
SX351	P_M_3	-29.699910
SX340	P_INT_VALLE_0	0.000000
SX340	P_INT_VALLE_F	0.000000
SX340	P_INT_MONTE_F	0.000000
SX340	P_INT_MONTE_0	42.599772
SX340	P_V_2	0.000000
SX340	P_M_2	-49.929400
SX340	P_M_3	-29.699910
SX341	P_INT_VALLE_0	0.000000
SX341	P_INT_VALLE_F	0.000000
SX341	P_INT_MONTE_F	0.000000
SX341	P_INT_MONTE_0	42.599772
SX341	P_V_2	0.000000
SX341	P_M_2	-49.929400
SX341	P_M_3	-29.699910
SX349	P_INT_VALLE_0	0.000000
SX349	P_INT_VALLE_F	0.000000
SX349	P_INT_MONTE_F	0.000000
SX349	P_INT_MONTE_0	42.599772
SX349	P_V_2	0.000000
SX349	P_M_2	-49.929400
SX349	P_M_3	-29.699910
SX407	P_INT_VALLE_0	0.000000
SX407	P_INT_VALLE_F	0.000000
SX407	P_INT_MONTE_F	0.000000
SX407	P_INT_MONTE_0	0.000000
SX407	P_V_2	0.000000
SX407	P_M_2	-3.800627
SX407	P_M_3	0.000000
SX345	P_INT_VALLE_0	0.000000
SX345	P_INT_VALLE_F	0.000000
SX345	P_INT_MONTE_F	0.000000
SX345	P_INT_MONTE_0	42.599772
SX345	P_V_2	0.000000
SX345	P_M_2	-49.929400
SX345	P_M_3	-29.699910
SX342	P_INT_VALLE_0	0.000000
SX342	P_INT_VALLE_F	0.000000
SX342	P_INT_MONTE_F	0.000000
SX342	P_INT_MONTE_0	42.599772
SX342	P_V_2	0.000000
SX342	P_M_2	-49.929400
SX342	P_M_3	-29.699910
SX348	P_INT_VALLE_0	0.000000
SX348	P_INT_VALLE_F	0.000000
SX348	P_INT_MONTE_F	0.000000
SX348	P_INT_MONTE_0	42.599772
SX348	P_V_2	0.000000
SX348	P_M_2	-49.929400
SX348	P_M_3	-29.699910
DX344	P_INT_MONTE_0	0.000000
DX344	P_INT_MONTE_F	0.000000
DX344	P_INT_VALLE_F	0.000000
DX344	P_INT_VALLE_0	-42.599772
DX344	P_M_2	0.000000
DX344	P_V_2	0.000000
DX344	P_V_3	58.623978
DX346	P_INT_MONTE_0	0.000000
DX346	P_INT_MONTE_F	0.000000
DX346	P_INT_VALLE_F	0.000000
DX346	P_INT_VALLE_0	-42.599772
DX346	P_M_2	0.000000
DX346	P_V_2	0.000000
DX346	P_V_3	58.623978
DX351	P_INT_MONTE_0	0.000000
DX351	P_INT_MONTE_F	0.000000
DX351	P_INT_VALLE_F	0.000000
DX351	P_INT_VALLE_0	-42.599772
DX351	P_M_2	0.000000
DX351	P_V_2	0.000000
DX351	P_V_3	58.623978
DX339	P_INT_MONTE_0	0.000000

DX339	P_INT_MONTE_F	0.000000
DX339	P_INT_VALLE_F	0.000000
DX339	P_INT_VALLE_0	-42.599772
DX339	P_M_2	0.000000
DX339	P_V_2	0.000000
DX339	P_V_3	58.623978
DX345	P_INT_MONTE_0	0.000000
DX345	P_INT_MONTE_F	0.000000
DX345	P_INT_VALLE_F	0.000000
DX345	P_INT_VALLE_0	-42.599772
DX345	P_M_2	0.000000
DX345	P_V_2	0.000000
DX345	P_V_3	58.623978
DX341	P_INT_MONTE_0	0.000000
DX341	P_INT_MONTE_F	0.000000
DX341	P_INT_VALLE_F	0.000000
DX341	P_INT_VALLE_0	-42.599772
DX341	P_M_2	0.000000
DX341	P_V_2	0.000000
DX341	P_V_3	58.623978
DX349	P_INT_MONTE_0	0.000000
DX349	P_INT_MONTE_F	0.000000
DX349	P_INT_VALLE_F	0.000000
DX349	P_INT_VALLE_0	-42.599772
DX349	P_M_2	0.000000
DX349	P_V_2	0.000000
DX349	P_V_3	58.623978
DX348	P_INT_MONTE_0	0.000000
DX348	P_INT_MONTE_F	0.000000
DX348	P_INT_VALLE_F	0.000000
DX348	P_INT_VALLE_0	-42.599772
DX348	P_M_2	0.000000
DX348	P_V_2	0.000000
DX348	P_V_3	58.623978
DX342	P_INT_MONTE_0	0.000000
DX342	P_INT_MONTE_F	0.000000
DX342	P_INT_VALLE_F	0.000000
DX342	P_INT_VALLE_0	-42.599772
DX342	P_M_2	0.000000
DX342	P_V_2	0.000000
DX342	P_V_3	58.623978
SX357	P_INT_VALLE_0	0.000000
SX357	P_INT_VALLE_F	0.000000
SX357	P_INT_MONTE_F	0.000000
SX357	P_INT_MONTE_0	28.399985
SX357	P_V_2	0.000000
SX357	P_M_2	-41.568916
SX357	P_M_3	-20.699896
SX359	P_INT_VALLE_0	0.000000
SX359	P_INT_VALLE_F	0.000000
SX359	P_INT_MONTE_F	0.000000
SX359	P_INT_MONTE_0	28.399985
SX359	P_V_2	0.000000
SX359	P_M_2	-41.568916
SX359	P_M_3	-20.699896
SX352	P_INT_VALLE_0	0.000000
SX352	P_INT_VALLE_F	0.000000
SX352	P_INT_MONTE_F	0.000000
SX352	P_INT_MONTE_0	28.399985
SX352	P_V_2	0.000000
SX352	P_M_2	-41.568916
SX352	P_M_3	-20.699896
SX364	P_INT_VALLE_0	0.000000
SX364	P_INT_VALLE_F	0.000000
SX364	P_INT_MONTE_F	0.000000
SX364	P_INT_MONTE_0	28.399985
SX364	P_V_2	0.000000
SX364	P_M_2	-41.568916
SX364	P_M_3	-20.699896
SX353	P_INT_VALLE_0	0.000000
SX353	P_INT_VALLE_F	0.000000
SX353	P_INT_MONTE_F	0.000000
SX353	P_INT_MONTE_0	28.399985
SX353	P_V_2	0.000000
SX353	P_M_2	-41.568916
SX353	P_M_3	-20.699896
SX354	P_INT_VALLE_0	0.000000
SX354	P_INT_VALLE_F	0.000000
SX354	P_INT_MONTE_F	0.000000
SX354	P_INT_MONTE_0	28.399985
SX354	P_V_2	0.000000

SX354	P_M_2	-41.568916
SX354	P_M_3	-20.699896
SX362	P_INT_VALLE_0	0.000000
SX362	P_INT_VALLE_F	0.000000
SX362	P_INT_MONTE_F	0.000000
SX362	P_INT_MONTE_0	28.399985
SX362	P_V_2	0.000000
SX362	P_M_2	-41.568916
SX362	P_M_3	-20.699896
SX358	P_INT_VALLE_0	0.000000
SX358	P_INT_VALLE_F	0.000000
SX358	P_INT_MONTE_F	0.000000
SX358	P_INT_MONTE_0	28.399985
SX358	P_V_2	0.000000
SX358	P_M_2	-41.568916
SX358	P_M_3	-20.699896
SX355	P_INT_VALLE_0	0.000000
SX355	P_INT_VALLE_F	0.000000
SX355	P_INT_MONTE_F	0.000000
SX355	P_INT_MONTE_0	28.399985
SX355	P_V_2	0.000000
SX355	P_M_2	-41.568916
SX355	P_M_3	-20.699896
SX361	P_INT_VALLE_0	0.000000
SX361	P_INT_VALLE_F	0.000000
SX361	P_INT_MONTE_F	0.000000
SX361	P_INT_MONTE_0	28.399985
SX361	P_V_2	0.000000
SX361	P_M_2	-41.568916
SX361	P_M_3	-20.699896
DX357	P_INT_MONTE_0	0.000000
DX357	P_INT_MONTE_F	0.000000
DX357	P_INT_VALLE_F	0.000000
DX357	P_INT_VALLE_0	43.261021
DX357	P_M_2	0.000000
DX357	P_V_2	0.000000
DX357	P_V_3	37.772061
DX359	P_INT_MONTE_0	0.000000
DX359	P_INT_MONTE_F	0.000000
DX359	P_INT_VALLE_F	0.000000
DX359	P_INT_VALLE_0	43.261021
DX359	P_M_2	0.000000
DX359	P_V_2	0.000000
DX359	P_V_3	37.772061
DX364	P_INT_MONTE_0	0.000000
DX364	P_INT_MONTE_F	0.000000
DX364	P_INT_VALLE_F	0.000000
DX364	P_INT_VALLE_0	43.261021
DX364	P_M_2	0.000000
DX364	P_V_2	0.000000
DX364	P_V_3	37.772061
DX352	P_INT_MONTE_0	0.000000
DX352	P_INT_MONTE_F	0.000000
DX352	P_INT_VALLE_F	0.000000
DX352	P_INT_VALLE_0	43.261021
DX352	P_M_2	0.000000
DX352	P_V_2	0.000000
DX352	P_V_3	37.772061
DX358	P_INT_MONTE_0	0.000000
DX358	P_INT_MONTE_F	0.000000
DX358	P_INT_VALLE_F	0.000000
DX358	P_INT_VALLE_0	43.261021
DX358	P_M_2	0.000000
DX358	P_V_2	0.000000
DX358	P_V_3	37.772061
DX354	P_INT_MONTE_0	0.000000
DX354	P_INT_MONTE_F	0.000000
DX354	P_INT_VALLE_F	0.000000
DX354	P_INT_VALLE_0	43.261021
DX354	P_M_2	0.000000
DX354	P_V_2	0.000000
DX354	P_V_3	37.772061
DX362	P_INT_MONTE_0	0.000000
DX362	P_INT_MONTE_F	0.000000
DX362	P_INT_VALLE_F	0.000000
DX362	P_INT_VALLE_0	43.261021
DX362	P_M_2	0.000000
DX362	P_V_2	0.000000
DX362	P_V_3	37.772061
DX361	P_INT_MONTE_0	0.000000
DX361	P_INT_MONTE_F	0.000000



DX361	P_INT_VALLE_F	0.000000
DX361	P_INT_VALLE_0	43.261021
DX361	P_M_2	0.000000
DX361	P_V_2	0.000000
DX361	P_V_3	37.772061
DX355	P_INT_MONTE_0	0.000000
DX355	P_INT_MONTE_F	0.000000
DX355	P_INT_VALLE_F	0.000000
DX355	P_INT_VALLE_0	43.261021
DX355	P_M_2	0.000000
DX355	P_V_2	0.000000
DX355	P_V_3	37.772061
SX370	P_INT_VALLE_0	0.000000
SX370	P_INT_VALLE_F	0.000000
SX370	P_INT_MONTE_F	0.000000
SX370	P_INT_MONTE_0	14.199985
SX370	P_V_2	0.000000
SX370	P_M_2	-31.954567
SX370	P_M_3	-10.350103
SX372	P_INT_VALLE_0	0.000000
SX372	P_INT_VALLE_F	0.000000
SX372	P_INT_MONTE_F	0.000000
SX372	P_INT_MONTE_0	14.199985
SX372	P_V_2	0.000000
SX372	P_M_2	-31.954567
SX372	P_M_3	-10.350103
SX365	P_INT_VALLE_0	0.000000
SX365	P_INT_VALLE_F	0.000000
SX365	P_INT_MONTE_F	0.000000
SX365	P_INT_MONTE_0	14.199985
SX365	P_V_2	0.000000
SX365	P_M_2	-31.954567
SX365	P_M_3	-10.350103
SX377	P_INT_VALLE_0	0.000000
SX377	P_INT_VALLE_F	0.000000
SX377	P_INT_MONTE_F	0.000000
SX377	P_INT_MONTE_0	14.199985
SX377	P_V_2	0.000000
SX377	P_M_2	-31.954567
SX377	P_M_3	-10.350103
SX366	P_INT_VALLE_0	0.000000
SX366	P_INT_VALLE_F	0.000000
SX366	P_INT_MONTE_F	0.000000
SX366	P_INT_MONTE_0	14.199985
SX366	P_V_2	0.000000
SX366	P_M_2	-31.954567
SX366	P_M_3	-10.350103
SX367	P_INT_VALLE_0	0.000000
SX367	P_INT_VALLE_F	0.000000
SX367	P_INT_MONTE_F	0.000000
SX367	P_INT_MONTE_0	14.199985
SX367	P_V_2	0.000000
SX367	P_M_2	-31.954567
SX367	P_M_3	-10.350103
SX375	P_INT_VALLE_0	0.000000
SX375	P_INT_VALLE_F	0.000000
SX375	P_INT_MONTE_F	0.000000
SX375	P_INT_MONTE_0	14.199985
SX375	P_V_2	0.000000
SX375	P_M_2	-31.954567
SX375	P_M_3	-10.350103
SX371	P_INT_VALLE_0	0.000000
SX371	P_INT_VALLE_F	0.000000
SX371	P_INT_MONTE_F	0.000000
SX371	P_INT_MONTE_0	14.199985
SX371	P_V_2	0.000000
SX371	P_M_2	-31.954567
SX371	P_M_3	-10.350103
SX368	P_INT_VALLE_0	0.000000
SX368	P_INT_VALLE_F	0.000000
SX368	P_INT_MONTE_F	0.000000
SX368	P_INT_MONTE_0	14.199985
SX368	P_V_2	0.000000
SX368	P_M_2	-31.954567
SX368	P_M_3	-10.350103
SX374	P_INT_VALLE_0	0.000000
SX374	P_INT_VALLE_F	0.000000
SX374	P_INT_MONTE_F	0.000000
SX374	P_INT_MONTE_0	14.199985
SX374	P_V_2	0.000000
SX374	P_M_2	-31.954567



Autorità Portuale di Taranto
Interventi per il dragaggio di 2,3 M m³ di sedimenti in area Molo Polisettoriale e per la realizzazione di un primo lotto della cassa di colmata funzionale all'ampliamento del V Sporgente del Porto di Taranto

Allegati alla relazione di calcolo strutturale allineamento "BC"

Data 05/2016
Rev. B
c.d.c.: C296A
514B

SX374	P_M_3	-10.350103
DX370	P_INT_MONTE_0	0.000000
DX370	P_INT_MONTE_F	0.000000
DX370	P_INT_VALLE_F	0.000000
DX370	P_INT_VALLE_0	-14.199985
DX370	P_M_2	0.000000
DX370	P_V_2	0.000000
DX370	P_V_3	18.995984
DX372	P_INT_MONTE_0	0.000000
DX372	P_INT_MONTE_F	0.000000
DX372	P_INT_VALLE_F	0.000000
DX372	P_INT_VALLE_0	-14.199985
DX372	P_M_2	0.000000
DX372	P_V_2	0.000000
DX372	P_V_3	18.995984
DX377	P_INT_MONTE_0	0.000000
DX377	P_INT_MONTE_F	0.000000
DX377	P_INT_VALLE_F	0.000000
DX377	P_INT_VALLE_0	-14.199985
DX377	P_M_2	0.000000
DX377	P_V_2	0.000000
DX377	P_V_3	18.995984
DX365	P_INT_MONTE_0	0.000000
DX365	P_INT_MONTE_F	0.000000
DX365	P_INT_VALLE_F	0.000000
DX365	P_INT_VALLE_0	-14.199985
DX365	P_M_2	0.000000
DX365	P_V_2	0.000000
DX365	P_V_3	18.995984
DX371	P_INT_MONTE_0	0.000000
DX371	P_INT_MONTE_F	0.000000
DX371	P_INT_VALLE_F	0.000000
DX371	P_INT_VALLE_0	-14.199985
DX371	P_M_2	0.000000
DX371	P_V_2	0.000000
DX371	P_V_3	18.995984
DX367	P_INT_MONTE_0	0.000000
DX367	P_INT_MONTE_F	0.000000
DX367	P_INT_VALLE_F	0.000000
DX367	P_INT_VALLE_0	-14.199985
DX367	P_M_2	0.000000
DX367	P_V_2	0.000000
DX367	P_V_3	18.995984
DX375	P_INT_MONTE_0	0.000000
DX375	P_INT_MONTE_F	0.000000
DX375	P_INT_VALLE_F	0.000000
DX375	P_INT_VALLE_0	-14.199985
DX375	P_M_2	0.000000
DX375	P_V_2	0.000000
DX375	P_V_3	18.995984
DX374	P_INT_MONTE_0	0.000000
DX374	P_INT_MONTE_F	0.000000
DX374	P_INT_VALLE_F	0.000000
DX374	P_INT_VALLE_0	-14.199985
DX374	P_M_2	0.000000
DX374	P_V_2	0.000000
DX374	P_V_3	18.995984
DX368	P_INT_MONTE_0	0.000000
DX368	P_INT_MONTE_F	0.000000
DX368	P_INT_VALLE_F	0.000000
DX368	P_INT_VALLE_0	-14.199985
DX368	P_M_2	0.000000
DX368	P_V_2	0.000000
DX368	P_V_3	18.995984
SX383	P_INT_VALLE_0	0.000000
SX383	P_INT_VALLE_F	0.000000
SX383	P_INT_MONTE_F	0.000000
SX383	P_INT_MONTE_0	0.000000
SX383	P_V_2	0.000000
SX383	P_M_2	-22.339930
SX383	P_M_3	0.000000
SX385	P_INT_VALLE_0	0.000000
SX385	P_INT_VALLE_F	0.000000
SX385	P_INT_MONTE_F	0.000000
SX385	P_INT_MONTE_0	0.000000
SX385	P_V_2	0.000000
SX385	P_M_2	-22.339930
SX385	P_M_3	0.000000
SX378	P_INT_VALLE_0	0.000000
SX378	P_INT_VALLE_F	0.000000
SX378	P_INT_MONTE_F	0.000000

SX378	P_INT_MONTE_0	0.000000
SX378	P_V_2	0.000000
SX378	P_M_2	-22.339930
SX378	P_M_3	0.000000
SX390	P_INT_VALLE_0	0.000000
SX390	P_INT_VALLE_F	0.000000
SX390	P_INT_MONTE_F	0.000000
SX390	P_INT_MONTE_0	0.000000
SX390	P_V_2	0.000000
SX390	P_M_2	-22.339930
SX390	P_M_3	0.000000
SX379	P_INT_VALLE_0	0.000000
SX379	P_INT_VALLE_F	0.000000
SX379	P_INT_MONTE_F	0.000000
SX379	P_INT_MONTE_0	0.000000
SX379	P_V_2	0.000000
SX379	P_M_2	-22.339930
SX379	P_M_3	0.000000
SX380	P_INT_VALLE_0	0.000000
SX380	P_INT_VALLE_F	0.000000
SX380	P_INT_MONTE_F	0.000000
SX380	P_INT_MONTE_0	0.000000
SX380	P_V_2	0.000000
SX380	P_M_2	-22.339930
SX380	P_M_3	0.000000
SX388	P_INT_VALLE_0	0.000000
SX388	P_INT_VALLE_F	0.000000
SX388	P_INT_MONTE_F	0.000000
SX388	P_INT_MONTE_0	0.000000
SX388	P_V_2	0.000000
SX388	P_M_2	-22.339930
SX388	P_M_3	0.000000
SX402	P_INT_VALLE_0	0.000000
SX402	P_INT_VALLE_F	0.000000
SX402	P_INT_MONTE_F	0.000000
SX402	P_INT_MONTE_0	0.000000
SX402	P_V_2	0.000000
SX402	P_M_2	-13.649647
SX402	P_M_3	0.000000
SX384	P_INT_VALLE_0	0.000000
SX384	P_INT_VALLE_F	0.000000
SX384	P_INT_MONTE_F	0.000000
SX384	P_INT_MONTE_0	0.000000
SX384	P_V_2	0.000000
SX384	P_M_2	-22.339930
SX384	P_M_3	0.000000
SX381	P_INT_VALLE_0	0.000000
SX381	P_INT_VALLE_F	0.000000
SX381	P_INT_MONTE_F	0.000000
SX381	P_INT_MONTE_0	0.000000
SX381	P_V_2	0.000000
SX381	P_M_2	-22.339930
SX381	P_M_3	0.000000
SX387	P_INT_VALLE_0	0.000000
SX387	P_INT_VALLE_F	0.000000
SX387	P_INT_MONTE_F	0.000000
SX387	P_INT_MONTE_0	0.000000
SX387	P_V_2	0.000000
SX387	P_M_2	-22.339930
SX387	P_M_3	0.000000
DX383	P_INT_MONTE_0	0.000000
DX383	P_INT_MONTE_F	0.000000
DX383	P_INT_VALLE_F	0.000000
DX383	P_INT_VALLE_0	0.000000
DX383	P_M_2	0.000000
DX383	P_V_2	0.000000
DX383	P_V_3	-2.256372
DX385	P_INT_MONTE_0	0.000000
DX385	P_INT_MONTE_F	0.000000
DX385	P_INT_VALLE_F	0.000000
DX385	P_INT_VALLE_0	0.000000
DX385	P_M_2	0.000000
DX385	P_V_2	0.000000
DX385	P_V_3	-2.256372
DX390	P_INT_MONTE_0	0.000000
DX390	P_INT_MONTE_F	0.000000
DX390	P_INT_VALLE_F	0.000000
DX390	P_INT_VALLE_0	0.000000
DX390	P_M_2	0.000000
DX390	P_V_2	0.000000
DX390	P_V_3	-2.256372

DX378	P_INT_MONTE_0	0.000000
DX378	P_INT_MONTE_F	0.000000
DX378	P_INT_VALLE_F	0.000000
DX378	P_INT_VALLE_0	0.000000
DX378	P_M_2	0.000000
DX378	P_V_2	0.000000
DX378	P_V_3	-2.256372
DX384	P_INT_MONTE_0	0.000000
DX384	P_INT_MONTE_F	0.000000
DX384	P_INT_VALLE_F	0.000000
DX384	P_INT_VALLE_0	0.000000
DX384	P_M_2	0.000000
DX384	P_V_2	0.000000
DX384	P_V_3	-2.256372
DX380	P_INT_MONTE_0	0.000000
DX380	P_INT_MONTE_F	0.000000
DX380	P_INT_VALLE_F	0.000000
DX380	P_INT_VALLE_0	0.000000
DX380	P_M_2	0.000000
DX380	P_V_2	0.000000
DX380	P_V_3	-2.256372
DX388	P_INT_MONTE_0	0.000000
DX388	P_INT_MONTE_F	0.000000
DX388	P_INT_VALLE_F	0.000000
DX388	P_INT_VALLE_0	0.000000
DX388	P_M_2	0.000000
DX388	P_V_2	0.000000
DX388	P_V_3	-2.256372
DX387	P_INT_MONTE_0	0.000000
DX387	P_INT_MONTE_F	0.000000
DX387	P_INT_VALLE_F	0.000000
DX387	P_INT_VALLE_0	0.000000
DX387	P_M_2	0.000000
DX387	P_V_2	0.000000
DX387	P_V_3	-2.256372
DX381	P_INT_MONTE_0	0.000000
DX381	P_INT_MONTE_F	0.000000
DX381	P_INT_VALLE_F	0.000000
DX381	P_INT_VALLE_0	0.000000
DX381	P_M_2	0.000000
DX381	P_V_2	0.000000
DX381	P_V_3	-2.256372
SX415	P_INT_VALLE_0	0.000000
SX415	P_INT_VALLE_F	0.000000
SX415	P_INT_MONTE_F	0.000000
SX415	P_INT_MONTE_0	0.000000
SX415	P_V_2	0.000000
SX415	P_M_2	-3.800627
SX415	P_M_3	0.000000
SX398	P_INT_VALLE_0	0.000000
SX398	P_INT_VALLE_F	0.000000
SX398	P_INT_MONTE_F	0.000000
SX398	P_INT_MONTE_0	0.000000
SX398	P_V_2	0.000000
SX398	P_M_2	-13.649647
SX398	P_M_3	0.000000
SX411	P_INT_VALLE_0	0.000000
SX411	P_INT_VALLE_F	0.000000
SX411	P_INT_MONTE_F	0.000000
SX411	P_INT_MONTE_0	0.000000
SX411	P_V_2	0.000000
SX411	P_M_2	-3.800627
SX411	P_M_3	0.000000
SX395	P_INT_VALLE_0	0.000000
SX395	P_INT_VALLE_F	0.000000
SX395	P_INT_MONTE_F	0.000000
SX395	P_INT_MONTE_0	0.000000
SX395	P_V_2	0.000000
SX395	P_M_2	-13.649647
SX395	P_M_3	0.000000
SX408	P_INT_VALLE_0	0.000000
SX408	P_INT_VALLE_F	0.000000
SX408	P_INT_MONTE_F	0.000000
SX408	P_INT_MONTE_0	0.000000
SX408	P_V_2	0.000000
SX408	P_M_2	-3.800627
SX408	P_M_3	0.000000
SX401	P_INT_VALLE_0	0.000000
SX401	P_INT_VALLE_F	0.000000
SX401	P_INT_MONTE_F	0.000000
SX401	P_INT_MONTE_0	0.000000

SX401	P_V_2	0.000000
SX401	P_M_2	-13.649647
SX401	P_M_3	0.000000
SX414	P_INT_VALLE_0	0.000000
SX414	P_INT_VALLE_F	0.000000
SX414	P_INT_MONTE_F	0.000000
SX414	P_INT_MONTE_0	0.000000
SX414	P_V_2	0.000000
SX414	P_M_2	-3.800627
SX414	P_M_3	0.000000
DX396	P_INT_MONTE_0	0.000000
DX396	P_INT_MONTE_F	0.000000
DX396	P_INT_VALLE_F	0.000000
DX396	P_INT_VALLE_0	0.000000
DX396	P_M_2	0.000000
DX396	P_V_2	0.000000
DX396	P_V_3	1.384810
DX409	P_INT_MONTE_0	0.000000
DX409	P_INT_MONTE_F	0.000000
DX409	P_INT_VALLE_F	0.000000
DX409	P_INT_VALLE_0	0.000000
DX409	P_M_2	0.000000
DX409	P_V_2	0.000000
DX409	P_V_3	0.000000
DX398	P_INT_MONTE_0	0.000000
DX398	P_INT_MONTE_F	0.000000
DX398	P_INT_VALLE_F	0.000000
DX398	P_INT_VALLE_0	0.000000
DX398	P_M_2	0.000000
DX398	P_V_2	0.000000
DX398	P_V_3	1.384810
DX411	P_INT_MONTE_0	0.000000
DX411	P_INT_MONTE_F	0.000000
DX411	P_INT_VALLE_F	0.000000
DX411	P_INT_VALLE_0	0.000000
DX411	P_M_2	0.000000
DX411	P_V_2	0.000000
DX411	P_V_3	0.000000
DX403	P_INT_MONTE_0	0.000000
DX403	P_INT_MONTE_F	0.000000
DX403	P_INT_VALLE_F	0.000000
DX403	P_INT_VALLE_0	0.000000
DX403	P_M_2	0.000000
DX403	P_V_2	0.000000
DX403	P_V_3	1.384810
DX416	P_INT_MONTE_0	0.000000
DX416	P_INT_MONTE_F	0.000000
DX416	P_INT_VALLE_F	0.000000
DX416	P_INT_VALLE_0	0.000000
DX416	P_M_2	0.000000
DX416	P_V_2	0.000000
DX416	P_V_3	0.000000
DX391	P_INT_MONTE_0	0.000000
DX391	P_INT_MONTE_F	0.000000
DX391	P_INT_VALLE_F	0.000000
DX391	P_INT_VALLE_0	0.000000
DX391	P_M_2	0.000000
DX391	P_V_2	0.000000
DX391	P_V_3	1.384810
DX404	P_INT_MONTE_0	0.000000
DX404	P_INT_MONTE_F	0.000000
DX404	P_INT_VALLE_F	0.000000
DX404	P_INT_VALLE_0	0.000000
DX404	P_M_2	0.000000
DX404	P_V_2	0.000000
DX404	P_V_3	0.000000
DX397	P_INT_MONTE_0	0.000000
DX397	P_INT_MONTE_F	0.000000
DX397	P_INT_VALLE_F	0.000000
DX397	P_INT_VALLE_0	0.000000
DX397	P_M_2	0.000000
DX397	P_V_2	0.000000
DX397	P_V_3	1.384810
DX410	P_INT_MONTE_0	0.000000
DX410	P_INT_MONTE_F	0.000000
DX410	P_INT_VALLE_F	0.000000
DX410	P_INT_VALLE_0	0.000000
DX410	P_M_2	0.000000
DX410	P_V_2	0.000000
DX410	P_V_3	0.000000
DX393	P_INT_MONTE_0	0.000000

DX393	P_INT_MONTE_F	0.000000
DX393	P_INT_VALLE_F	0.000000
DX393	P_INT_VALLE_0	0.000000
DX393	P_M_2	0.000000
DX393	P_V_2	0.000000
DX393	P_V_3	1.384810
DX406	P_INT_MONTE_0	0.000000
DX406	P_INT_MONTE_F	0.000000
DX406	P_INT_VALLE_F	0.000000
DX406	P_INT_VALLE_0	0.000000
DX406	P_M_2	0.000000
DX406	P_V_2	0.000000
DX406	P_V_3	0.000000
DX401	P_INT_MONTE_0	0.000000
DX401	P_INT_MONTE_F	0.000000
DX401	P_INT_VALLE_F	0.000000
DX401	P_INT_VALLE_0	0.000000
DX401	P_M_2	0.000000
DX401	P_V_2	0.000000
DX401	P_V_3	1.384810
DX414	P_INT_MONTE_0	0.000000
DX414	P_INT_MONTE_F	0.000000
DX414	P_INT_VALLE_F	0.000000
DX414	P_INT_VALLE_0	0.000000
DX414	P_M_2	0.000000
DX414	P_V_2	0.000000
DX414	P_V_3	0.000000
DX400	P_INT_MONTE_0	0.000000
DX400	P_INT_MONTE_F	0.000000
DX400	P_INT_VALLE_F	0.000000
DX400	P_INT_VALLE_0	0.000000
DX400	P_M_2	0.000000
DX400	P_V_2	0.000000
DX400	P_V_3	1.384810
DX413	P_INT_MONTE_0	0.000000
DX413	P_INT_MONTE_F	0.000000
DX413	P_INT_VALLE_F	0.000000
DX413	P_INT_VALLE_0	0.000000
DX413	P_M_2	0.000000
DX413	P_V_2	0.000000
DX413	P_V_3	0.000000
DX394	P_INT_MONTE_0	0.000000
DX394	P_INT_MONTE_F	0.000000
DX394	P_INT_VALLE_F	0.000000
DX394	P_INT_VALLE_0	0.000000
DX394	P_M_2	0.000000
DX394	P_V_2	0.000000
DX394	P_V_3	1.384810
DX407	P_INT_MONTE_0	0.000000
DX407	P_INT_MONTE_F	0.000000
DX407	P_INT_VALLE_F	0.000000
DX407	P_INT_VALLE_0	0.000000
DX407	P_M_2	0.000000
DX407	P_V_2	0.000000
DX407	P_V_3	0.000000
SX403	P_INT_VALLE_0	0.000000
SX403	P_INT_VALLE_F	0.000000
SX403	P_INT_MONTE_F	0.000000
SX403	P_INT_MONTE_0	0.000000
SX403	P_V_2	0.000000
SX403	P_M_2	-13.649647
SX403	P_M_3	0.000000
SX416	P_INT_VALLE_0	0.000000
SX416	P_INT_VALLE_F	0.000000
SX416	P_INT_MONTE_F	0.000000
SX416	P_INT_MONTE_0	0.000000
SX416	P_V_2	0.000000
SX416	P_M_2	-3.800627
SX416	P_M_3	0.000000
DX369	P_INT_MONTE_0	0.000000
DX369	P_INT_MONTE_F	0.000000
DX369	P_INT_VALLE_F	0.000000
DX369	P_INT_VALLE_0	-14.199985
DX369	P_M_2	0.000000
DX369	P_V_2	0.000000
DX369	P_V_3	18.995984
DX382	P_INT_MONTE_0	0.000000
DX382	P_INT_MONTE_F	0.000000
DX382	P_INT_VALLE_F	0.000000
DX382	P_INT_VALLE_0	0.000000
DX382	P_M_2	0.000000

DX382	P_V_2	0.000000
DX382	P_V_3	-2.256372
DX373	P_INT_MONTE_0	0.000000
DX373	P_INT_MONTE_F	0.000000
DX373	P_INT_VALLE_F	0.000000
DX373	P_INT_VALLE_0	-14.199985
DX373	P_M_2	0.000000
DX373	P_V_2	0.000000
DX373	P_V_3	18.995984
DX386	P_INT_MONTE_0	0.000000
DX386	P_INT_MONTE_F	0.000000
DX386	P_INT_VALLE_F	0.000000
DX386	P_INT_VALLE_0	0.000000
DX386	P_M_2	0.000000
DX386	P_V_2	0.000000
DX386	P_V_3	-2.256372
DX356	P_INT_MONTE_0	0.000000
DX356	P_INT_MONTE_F	0.000000
DX356	P_INT_VALLE_F	0.000000
DX356	P_INT_VALLE_0	43.261021
DX356	P_M_2	0.000000
DX356	P_V_2	0.000000
DX356	P_V_3	37.772061
DX360	P_INT_MONTE_0	0.000000
DX360	P_INT_MONTE_F	0.000000
DX360	P_INT_VALLE_F	0.000000
DX360	P_INT_VALLE_0	43.261021
DX360	P_M_2	0.000000
DX360	P_V_2	0.000000
DX360	P_V_3	37.772061
DX343	P_INT_MONTE_0	0.000000
DX343	P_INT_MONTE_F	0.000000
DX343	P_INT_VALLE_F	0.000000
DX343	P_INT_VALLE_0	-42.599772
DX343	P_M_2	0.000000
DX343	P_V_2	0.000000
DX343	P_V_3	58.623978
DX347	P_INT_MONTE_0	0.000000
DX347	P_INT_MONTE_F	0.000000
DX347	P_INT_VALLE_F	0.000000
DX347	P_INT_VALLE_0	-42.599772
DX347	P_M_2	0.000000
DX347	P_V_2	0.000000
DX347	P_V_3	58.623978
DX330	P_INT_MONTE_0	0.000000
DX330	P_INT_MONTE_F	0.000000
DX330	P_INT_VALLE_F	0.000000
DX330	P_INT_VALLE_0	-55.912485
DX330	P_M_2	0.000000
DX330	P_V_2	10.000000
DX330	P_V_3	80.870656
DX334	P_INT_MONTE_0	0.000000
DX334	P_INT_MONTE_F	0.000000
DX334	P_INT_VALLE_F	0.000000
DX334	P_INT_VALLE_0	-55.912485
DX334	P_M_2	0.000000
DX334	P_V_2	10.000000
DX334	P_V_3	80.870656
DX317	P_INT_MONTE_0	0.000000
DX317	P_INT_MONTE_F	0.000000
DX317	P_INT_VALLE_F	0.000000
DX317	P_INT_VALLE_0	-70.999985
DX317	P_M_2	0.000000
DX317	P_V_2	20.437500
DX317	P_V_3	97.519397
DX321	P_INT_MONTE_0	0.000000
DX321	P_INT_MONTE_F	0.000000
DX321	P_INT_VALLE_F	0.000000
DX321	P_INT_VALLE_0	-70.999985
DX321	P_M_2	0.000000
DX321	P_V_2	20.437500
DX321	P_V_3	97.519397
DX304	P_INT_MONTE_0	0.000000
DX304	P_INT_MONTE_F	0.000000
DX304	P_INT_VALLE_F	0.000000
DX304	P_INT_VALLE_0	-85.199985
DX304	P_M_2	0.000000
DX304	P_V_2	29.654167
DX304	P_V_3	111.870731
DX308	P_INT_MONTE_0	0.000000
DX308	P_INT_MONTE_F	0.000000

DX308	P_INT_VALLE_F	0.000000
DX308	P_INT_VALLE_0	-85.199985
DX308	P_M_2	0.000000
DX308	P_V_2	29.654167
DX308	P_V_3	111.870731
DX291	P_INT_MONTE_0	0.000000
DX291	P_INT_MONTE_F	0.000000
DX291	P_INT_VALLE_F	0.000000
DX291	P_INT_VALLE_0	-100.287485
DX291	P_M_2	0.000000
DX291	P_V_2	40.000000
DX291	P_V_3	123.280906
DX295	P_INT_MONTE_0	0.000000
DX295	P_INT_MONTE_F	0.000000
DX295	P_INT_VALLE_F	0.000000
DX295	P_INT_VALLE_0	-100.287485
DX295	P_M_2	0.000000
DX295	P_V_2	40.000000
DX295	P_V_3	123.280906
DX278	P_INT_MONTE_0	0.000000
DX278	P_INT_MONTE_F	0.000000
DX278	P_INT_VALLE_F	0.000000
DX278	P_INT_VALLE_0	-113.599808
DX278	P_M_2	0.000000
DX278	P_V_2	50.391667
DX278	P_V_3	137.396087
DX282	P_INT_MONTE_0	0.000000
DX282	P_INT_MONTE_F	0.000000
DX282	P_INT_VALLE_F	0.000000
DX282	P_INT_VALLE_0	-113.599808
DX282	P_M_2	0.000000
DX282	P_V_2	50.391667
DX282	P_V_3	137.396087
DX265	P_INT_MONTE_0	0.000000
DX265	P_INT_MONTE_F	0.000000
DX265	P_INT_VALLE_F	0.000000
DX265	P_INT_VALLE_0	-127.799985
DX265	P_M_2	0.000000
DX265	P_V_2	93.841325
DX265	P_V_3	130.357566
DX269	P_INT_MONTE_0	0.000000
DX269	P_INT_MONTE_F	0.000000
DX269	P_INT_VALLE_F	0.000000
DX269	P_INT_VALLE_0	-127.799985
DX269	P_M_2	0.000000
DX269	P_V_2	93.841325
DX269	P_V_3	130.357566
DX252	P_INT_MONTE_0	0.000000
DX252	P_INT_MONTE_F	0.000000
DX252	P_INT_VALLE_F	-7.099793
DX252	P_INT_VALLE_0	-141.999985
DX252	P_M_2	0.000000
DX252	P_V_2	120.566101
DX252	P_V_3	156.250724
DX256	P_INT_MONTE_0	0.000000
DX256	P_INT_MONTE_F	0.000000
DX256	P_INT_VALLE_F	-7.099793
DX256	P_INT_VALLE_0	-141.999985
DX256	P_M_2	0.000000
DX256	P_V_2	120.566101
DX256	P_V_3	156.250724
DX239	P_INT_MONTE_0	0.000000
DX239	P_INT_MONTE_F	0.000000
DX239	P_INT_VALLE_F	-20.707922
DX239	P_INT_VALLE_0	-155.608115
DX239	P_M_2	0.000000
DX239	P_V_2	153.302406
DX239	P_V_3	167.703208
DX243	P_INT_MONTE_0	0.000000
DX243	P_INT_MONTE_F	0.000000
DX243	P_INT_VALLE_F	-20.707922
DX243	P_INT_VALLE_0	-155.608115
DX243	P_M_2	0.000000
DX243	P_V_2	153.302406
DX243	P_V_3	167.703208
DX226	P_INT_MONTE_0	0.000000
DX226	P_INT_MONTE_F	0.000000
DX226	P_INT_VALLE_F	-36.239371
DX226	P_INT_VALLE_0	-171.139564
DX226	P_M_2	0.000000
DX226	P_V_2	178.644022

DX226	P_V_3	188.772039
DX230	P_INT_MONTE_0	0.000000
DX230	P_INT_MONTE_F	0.000000
DX230	P_INT_VALLE_F	-36.239371
DX230	P_INT_VALLE_0	-171.139564
DX230	P_M_2	0.000000
DX230	P_V_2	178.644022
DX230	P_V_3	188.772039
DX213	P_INT_MONTE_0	0.000000
DX213	P_INT_MONTE_F	0.000000
DX213	P_INT_VALLE_F	-49.699793
DX213	P_INT_VALLE_0	-184.599985
DX213	P_M_2	0.000000
DX213	P_V_2	199.895213
DX213	P_V_3	206.137430
DX217	P_INT_MONTE_0	0.000000
DX217	P_INT_MONTE_F	0.000000
DX217	P_INT_VALLE_F	-49.699793
DX217	P_INT_VALLE_0	-184.599985
DX217	P_M_2	0.000000
DX217	P_V_2	199.895213
DX217	P_V_3	206.137430
DX200	P_INT_MONTE_0	0.000000
DX200	P_INT_MONTE_F	0.000000
DX200	P_INT_VALLE_F	-63.899793
DX200	P_INT_VALLE_0	-198.799985
DX200	P_M_2	0.000000
DX200	P_V_2	219.993067
DX200	P_V_3	226.065192
DX204	P_INT_MONTE_0	0.000000
DX204	P_INT_MONTE_F	0.000000
DX204	P_INT_VALLE_F	-63.899793
DX204	P_INT_VALLE_0	-198.799985
DX204	P_M_2	0.000000
DX204	P_V_2	219.993067
DX204	P_V_3	226.065192
DX187	P_INT_MONTE_0	0.000000
DX187	P_INT_MONTE_F	0.000000
DX187	P_INT_VALLE_F	-77.656043
DX187	P_INT_VALLE_0	-212.556235
DX187	P_M_2	0.000000
DX187	P_V_2	239.142914
DX187	P_V_3	245.940201
DX191	P_INT_MONTE_0	0.000000
DX191	P_INT_MONTE_F	0.000000
DX191	P_INT_VALLE_F	-77.656043
DX191	P_INT_VALLE_0	-212.556235
DX191	P_M_2	0.000000
DX191	P_V_2	239.142914
DX191	P_V_3	245.940201
DX174	P_INT_MONTE_0	0.000000
DX174	P_INT_MONTE_F	0.000000
DX174	P_INT_VALLE_F	-93.187293
DX174	P_INT_VALLE_0	-228.087485
DX174	P_M_2	0.000000
DX174	P_V_2	259.215499
DX174	P_V_3	267.300138
DX178	P_INT_MONTE_0	0.000000
DX178	P_INT_MONTE_F	0.000000
DX178	P_INT_VALLE_F	-93.187293
DX178	P_INT_VALLE_0	-228.087485
DX178	P_M_2	0.000000
DX178	P_V_2	259.215499
DX178	P_V_3	267.300138
DX161	P_INT_MONTE_0	0.000000
DX161	P_INT_MONTE_F	0.000000
DX161	P_INT_VALLE_F	-106.499793
DX161	P_INT_VALLE_0	-241.399985
DX161	P_M_2	0.000000
DX161	P_V_2	278.758489
DX161	P_V_3	288.981656
DX165	P_INT_MONTE_0	0.000000
DX165	P_INT_MONTE_F	0.000000
DX165	P_INT_VALLE_F	-106.499793
DX165	P_INT_VALLE_0	-241.399985
DX165	P_M_2	0.000000
DX165	P_V_2	278.758489
DX165	P_V_3	288.981656
DX148	P_INT_MONTE_0	0.000000
DX148	P_INT_MONTE_F	0.000000
DX148	P_INT_VALLE_F	-120.699793

DX148	P_INT_VALLE_0	-255.599985
DX148	P_M_2	0.000000
DX148	P_V_2	294.292926
DX148	P_V_3	306.039749
DX152	P_INT_MONTE_0	0.000000
DX152	P_INT_MONTE_F	0.000000
DX152	P_INT_VALLE_F	-120.699793
DX152	P_INT_VALLE_0	-255.599985
DX152	P_M_2	0.000000
DX152	P_V_2	294.292926
DX152	P_V_3	306.039749
DX135	P_INT_MONTE_0	0.000000
DX135	P_INT_MONTE_F	0.000000
DX135	P_INT_VALLE_F	-134.603964
DX135	P_INT_VALLE_0	-269.504156
DX135	P_M_2	0.000000
DX135	P_V_2	304.530341
DX135	P_V_3	322.514960
DX139	P_INT_MONTE_0	0.000000
DX139	P_INT_MONTE_F	0.000000
DX139	P_INT_VALLE_F	-134.603964
DX139	P_INT_VALLE_0	-269.504156
DX139	P_M_2	0.000000
DX139	P_V_2	304.530341
DX139	P_V_3	322.514960
DX122	P_INT_MONTE_0	0.000000
DX122	P_INT_MONTE_F	0.000000
DX122	P_INT_VALLE_F	-149.099793
DX122	P_INT_VALLE_0	-285.035406
DX122	P_M_2	0.000000
DX122	P_V_2	309.523738
DX122	P_V_3	337.671488
DX126	P_INT_MONTE_0	0.000000
DX126	P_INT_MONTE_F	0.000000
DX126	P_INT_VALLE_F	-149.099793
DX126	P_INT_VALLE_0	-285.035406
DX126	P_M_2	0.000000
DX126	P_V_2	309.523738
DX126	P_V_3	337.671488
DX109	P_INT_MONTE_0	0.000000
DX109	P_INT_MONTE_F	0.000000
DX109	P_INT_VALLE_F	-163.299793
DX109	P_INT_VALLE_0	-298.199985
DX109	P_M_2	0.000000
DX109	P_V_2	310.378696
DX109	P_V_3	349.867148
DX113	P_INT_MONTE_0	0.000000
DX113	P_INT_MONTE_F	0.000000
DX113	P_INT_VALLE_F	-163.299793
DX113	P_INT_VALLE_0	-298.199985
DX113	P_M_2	0.000000
DX113	P_V_2	310.378696
DX113	P_V_3	349.867148
DX96	P_INT_MONTE_0	0.000000
DX96	P_INT_MONTE_F	0.000000
DX96	P_INT_VALLE_F	-177.499793
DX96	P_INT_VALLE_0	-312.399985
DX96	P_M_2	0.000000
DX96	P_V_2	333.055069
DX96	P_V_3	310.833063
DX100	P_INT_MONTE_0	0.000000
DX100	P_INT_MONTE_F	0.000000
DX100	P_INT_VALLE_F	-177.499793
DX100	P_INT_VALLE_0	-312.399985
DX100	P_M_2	0.000000
DX100	P_V_2	333.055069
DX100	P_V_3	310.833063
DX83	P_INT_MONTE_0	0.000000
DX83	P_INT_MONTE_F	0.000000
DX83	P_INT_VALLE_F	-191.551871
DX83	P_INT_VALLE_0	-326.452064
DX83	P_M_2	0.000000
DX83	P_V_2	287.822014
DX83	P_V_3	246.529458
DX87	P_INT_MONTE_0	0.000000
DX87	P_INT_MONTE_F	0.000000
DX87	P_INT_VALLE_F	-191.551871
DX87	P_INT_VALLE_0	-326.452064
DX87	P_M_2	0.000000
DX87	P_V_2	287.822014
DX87	P_V_3	246.529458



Autorità Portuale di Taranto
Interventi per il dragaggio di 2,3 M m³ di sedimenti in area Molo Polisettoriale e per la realizzazione di un primo lotto della cassa di colmata funzionale all'ampliamento del V Sporgente del Porto di Taranto

Allegati alla relazione di calcolo strutturale allineamento "BC"

Data 05/2016
Rev. B
c.d.c.: C296A
514B

DX70	P_INT_MONTE_0	0.000000
DX70	P_INT_MONTE_F	0.000000
DX70	P_INT_VALLE_F	-205.899793
DX70	P_INT_VALLE_0	-340.799985
DX70	P_M_2	0.000000
DX70	P_V_2	286.908108
DX70	P_V_3	323.343324
DX74	P_INT_MONTE_0	0.000000
DX74	P_INT_MONTE_F	0.000000
DX74	P_INT_VALLE_F	-205.899793
DX74	P_INT_VALLE_0	-340.799985
DX74	P_M_2	0.000000
DX74	P_V_2	286.908108
DX74	P_V_3	323.343324
DX57	P_INT_MONTE_0	0.000000
DX57	P_INT_MONTE_F	0.000000
DX57	P_INT_VALLE_F	-220.099793
DX57	P_INT_VALLE_0	-354.999985
DX57	P_M_2	0.000000
DX57	P_V_2	293.061943
DX57	P_V_3	325.651838
DX61	P_INT_MONTE_0	0.000000
DX61	P_INT_MONTE_F	0.000000
DX61	P_INT_VALLE_F	-220.099793
DX61	P_INT_VALLE_0	-354.999985
DX61	P_M_2	0.000000
DX61	P_V_2	293.061943
DX61	P_V_3	325.651838
DX44	P_INT_MONTE_0	0.000000
DX44	P_INT_MONTE_F	0.000000
DX44	P_INT_VALLE_F	-234.299793
DX44	P_INT_VALLE_0	-369.199985
DX44	P_M_2	0.000000
DX44	P_V_2	305.425531
DX44	P_V_3	335.866032
DX48	P_INT_MONTE_0	0.000000
DX48	P_INT_MONTE_F	0.000000
DX48	P_INT_VALLE_F	-234.299793
DX48	P_INT_VALLE_0	-369.199985
DX48	P_M_2	0.000000
DX48	P_V_2	305.425531
DX48	P_V_3	335.866032
DX31	P_INT_MONTE_0	0.000000
DX31	P_INT_MONTE_F	0.000000
DX31	P_INT_VALLE_F	-248.499580
DX31	P_INT_VALLE_0	-383.399772
DX31	P_M_2	0.000000
DX31	P_V_2	324.644738
DX31	P_V_3	338.152141
DX35	P_INT_MONTE_0	0.000000
DX35	P_INT_MONTE_F	0.000000
DX35	P_INT_VALLE_F	-248.499580
DX35	P_INT_VALLE_0	-383.399772
DX35	P_M_2	0.000000
DX35	P_V_2	324.644738
DX35	P_V_3	338.152141
DX18	P_INT_MONTE_0	0.000000
DX18	P_INT_MONTE_F	0.000000
DX18	P_INT_VALLE_F	-262.699793
DX18	P_INT_VALLE_0	-397.599985
DX18	P_M_2	0.000000
DX18	P_V_2	562.423301
DX18	P_V_3	442.457864
DX22	P_INT_MONTE_0	0.000000
DX22	P_INT_MONTE_F	0.000000
DX22	P_INT_VALLE_F	-262.699793
DX22	P_INT_VALLE_0	-397.599985
DX22	P_M_2	0.000000
DX22	P_V_2	562.423301
DX22	P_V_3	442.457864
DX5	P_INT_MONTE_0	0.000000
DX5	P_INT_MONTE_F	0.000000
DX5	P_INT_VALLE_F	-276.899509
DX5	P_INT_VALLE_0	-411.799701
DX5	P_M_2	0.000000
DX5	P_V_2	588.365984
DX5	P_V_3	645.084706
DX9	P_INT_MONTE_0	0.000000
DX9	P_INT_MONTE_F	0.000000
DX9	P_INT_VALLE_F	-276.899509
DX9	P_INT_VALLE_0	-411.799701



DX9	P_M_2	0.000000
DX9	P_V_2	588.365984
DX9	P_V_3	645.084706
DX408	P_INT_MONTE_0	0.000000
DX408	P_INT_MONTE_F	0.000000
DX408	P_INT_VALLE_F	0.000000
DX408	P_INT_VALLE_0	0.000000
DX408	P_M_2	0.000000
DX408	P_V_2	0.000000
DX408	P_V_3	0.000000
DX412	P_INT_MONTE_0	0.000000
DX412	P_INT_MONTE_F	0.000000
DX412	P_INT_VALLE_F	0.000000
DX412	P_INT_VALLE_0	0.000000
DX412	P_M_2	0.000000
DX412	P_V_2	0.000000
DX412	P_V_3	0.000000
DX395	P_INT_MONTE_0	0.000000
DX395	P_INT_MONTE_F	0.000000
DX395	P_INT_VALLE_F	0.000000
DX395	P_INT_VALLE_0	0.000000
DX395	P_M_2	0.000000
DX395	P_V_2	0.000000
DX395	P_V_3	1.384810
DX399	P_INT_MONTE_0	0.000000
DX399	P_INT_MONTE_F	0.000000
DX399	P_INT_VALLE_F	0.000000
DX399	P_INT_VALLE_0	0.000000
DX399	P_M_2	0.000000
DX399	P_V_2	0.000000
DX399	P_V_3	1.384810
SX369	P_INT_VALLE_0	0.000000
SX369	P_INT_VALLE_F	0.000000
SX369	P_INT_MONTE_F	0.000000
SX369	P_INT_MONTE_0	14.199985
SX369	P_V_2	0.000000
SX369	P_M_2	-31.954567
SX369	P_M_3	-10.350103
SX382	P_INT_VALLE_0	0.000000
SX382	P_INT_VALLE_F	0.000000
SX382	P_INT_MONTE_F	0.000000
SX382	P_INT_MONTE_0	0.000000
SX382	P_V_2	0.000000
SX382	P_M_2	-22.339930
SX382	P_M_3	0.000000
SX373	P_INT_VALLE_0	0.000000
SX373	P_INT_VALLE_F	0.000000
SX373	P_INT_MONTE_F	0.000000
SX373	P_INT_MONTE_0	14.199985
SX373	P_V_2	0.000000
SX373	P_M_2	-31.954567
SX373	P_M_3	-10.350103
SX386	P_INT_VALLE_0	0.000000
SX386	P_INT_VALLE_F	0.000000
SX386	P_INT_MONTE_F	0.000000
SX386	P_INT_MONTE_0	0.000000
SX386	P_V_2	0.000000
SX386	P_M_2	-22.339930
SX386	P_M_3	0.000000
SX356	P_INT_VALLE_0	0.000000
SX356	P_INT_VALLE_F	0.000000
SX356	P_INT_MONTE_F	0.000000
SX356	P_INT_MONTE_0	28.399985
SX356	P_V_2	0.000000
SX356	P_M_2	-41.568916
SX356	P_M_3	-20.699896
SX360	P_INT_VALLE_0	0.000000
SX360	P_INT_VALLE_F	0.000000
SX360	P_INT_MONTE_F	0.000000
SX360	P_INT_MONTE_0	28.399985
SX360	P_V_2	0.000000
SX360	P_M_2	-41.568916
SX360	P_M_3	-20.699896
SX343	P_INT_VALLE_0	0.000000
SX343	P_INT_VALLE_F	0.000000
SX343	P_INT_MONTE_F	0.000000
SX343	P_INT_MONTE_0	42.599772
SX343	P_V_2	0.000000
SX343	P_M_2	-49.929400
SX343	P_M_3	-29.699910
SX347	P_INT_VALLE_0	0.000000



Autorità Portuale di Taranto
Interventi per il dragaggio di 2,3 M m³ di sedimenti in area Molo Polisettoriale e per la realizzazione di un primo lotto della cassa di colmata funzionale all'ampliamento del V Sporgente del Porto di Taranto

Allegati alla relazione di calcolo strutturale allineamento "BC"

Data 05/2016
Rev. B
c.d.c.: C296A
514B

SX347	P_INT_VALLE_F	0.000000
SX347	P_INT_MONTE_F	0.000000
SX347	P_INT_MONTE_0	42.599772
SX347	P_V_2	0.000000
SX347	P_M_2	-49.929400
SX347	P_M_3	-29.699910
SX330	P_INT_VALLE_0	0.000000
SX330	P_INT_VALLE_F	0.000000
SX330	P_INT_MONTE_F	0.000000
SX330	P_INT_MONTE_0	55.912485
SX330	P_V_2	0.000000
SX330	P_M_2	-59.497578
SX330	P_M_3	-40.000000
SX334	P_INT_VALLE_0	0.000000
SX334	P_INT_VALLE_F	0.000000
SX334	P_INT_MONTE_F	0.000000
SX334	P_INT_MONTE_0	55.912485
SX334	P_V_2	0.000000
SX334	P_M_2	-59.497578
SX334	P_M_3	-40.000000
SX317	P_INT_VALLE_0	0.000000
SX317	P_INT_VALLE_F	0.000000
SX317	P_INT_MONTE_F	0.000000
SX317	P_INT_MONTE_0	70.999985
SX317	P_V_2	0.000000
SX317	P_M_2	-69.193401
SX317	P_M_3	-50.437500
SX321	P_INT_VALLE_0	0.000000
SX321	P_INT_VALLE_F	0.000000
SX321	P_INT_MONTE_F	0.000000
SX321	P_INT_MONTE_0	70.999985
SX321	P_V_2	0.000000
SX321	P_M_2	-69.193401
SX321	P_M_3	-50.437500
SX304	P_INT_VALLE_0	0.000000
SX304	P_INT_VALLE_F	0.000000
SX304	P_INT_MONTE_F	0.000000
SX304	P_INT_MONTE_0	85.199985
SX304	P_V_2	0.000000
SX304	P_M_2	-77.755143
SX304	P_M_3	-59.654167
SX308	P_INT_VALLE_0	0.000000
SX308	P_INT_VALLE_F	0.000000
SX308	P_INT_MONTE_F	0.000000
SX308	P_INT_MONTE_0	85.199985
SX308	P_V_2	0.000000
SX308	P_M_2	-77.755143
SX308	P_M_3	-59.654167
SX291	P_INT_VALLE_0	0.000000
SX291	P_INT_VALLE_F	0.000000
SX291	P_INT_MONTE_F	0.000000
SX291	P_INT_MONTE_0	100.287485
SX291	P_V_2	0.000000
SX291	P_M_2	-87.365813
SX291	P_M_3	-70.000000
SX295	P_INT_VALLE_0	0.000000
SX295	P_INT_VALLE_F	0.000000
SX295	P_INT_MONTE_F	0.000000
SX295	P_INT_MONTE_0	100.287485
SX295	P_V_2	0.000000
SX295	P_M_2	-87.365813
SX295	P_M_3	-70.000000
SX409	P_INT_VALLE_0	0.000000
SX409	P_INT_VALLE_F	0.000000
SX409	P_INT_MONTE_F	0.000000
SX409	P_INT_MONTE_0	0.000000
SX409	P_V_2	0.000000
SX409	P_M_2	-3.800627
SX409	P_M_3	0.000000
SX278	P_INT_VALLE_0	0.000000
SX278	P_INT_VALLE_F	0.000000
SX278	P_INT_MONTE_F	0.000000
SX278	P_INT_MONTE_0	113.599808
SX278	P_V_2	0.000000
SX278	P_M_2	-97.019060
SX278	P_M_3	-80.391667
SX282	P_INT_VALLE_0	0.000000
SX282	P_INT_VALLE_F	0.000000
SX282	P_INT_MONTE_F	0.000000
SX282	P_INT_MONTE_0	113.599808
SX282	P_V_2	0.000000

SX282	P_M_2	-97.019060
SX282	P_M_3	-80.391667
SX265	P_INT_VALLE_0	0.000000
SX265	P_INT_VALLE_F	0.000000
SX265	P_INT_MONTE_F	0.000000
SX265	P_INT_MONTE_0	127.799985
SX265	P_V_2	0.000000
SX265	P_M_2	-51.647787
SX265	P_M_3	-132.041129
SX269	P_INT_VALLE_0	0.000000
SX269	P_INT_VALLE_F	0.000000
SX269	P_INT_MONTE_F	0.000000
SX269	P_INT_MONTE_0	127.799985
SX269	P_V_2	0.000000
SX269	P_M_2	-51.647787
SX269	P_M_3	-132.041129
SX413	P_INT_VALLE_0	0.000000
SX413	P_INT_VALLE_F	0.000000
SX413	P_INT_MONTE_F	0.000000
SX413	P_INT_MONTE_0	0.000000
SX413	P_V_2	0.000000
SX413	P_M_2	-3.800627
SX413	P_M_3	0.000000
SX252	P_INT_VALLE_0	0.000000
SX252	P_INT_VALLE_F	0.000000
SX252	P_INT_MONTE_F	7.099793
SX252	P_INT_MONTE_0	141.999985
SX252	P_V_2	0.000000
SX252	P_M_2	-70.623613
SX252	P_M_3	-165.450448
SX256	P_INT_VALLE_0	0.000000
SX256	P_INT_VALLE_F	0.000000
SX256	P_INT_MONTE_F	7.099793
SX256	P_INT_MONTE_0	141.999985
SX256	P_V_2	0.000000
SX256	P_M_2	-70.623613
SX256	P_M_3	-165.450448
SX239	P_INT_VALLE_0	0.000000
SX239	P_INT_VALLE_F	0.000000
SX239	P_INT_MONTE_F	20.707922
SX239	P_INT_MONTE_0	155.608115
SX239	P_V_2	0.000000
SX239	P_M_2	-83.064543
SX239	P_M_3	-194.551067
SX243	P_INT_VALLE_0	0.000000
SX243	P_INT_VALLE_F	0.000000
SX243	P_INT_MONTE_F	20.707922
SX243	P_INT_MONTE_0	155.608115
SX243	P_V_2	0.000000
SX243	P_M_2	-83.064543
SX243	P_M_3	-194.551067
SX226	P_INT_VALLE_0	0.000000
SX226	P_INT_VALLE_F	0.000000
SX226	P_INT_MONTE_F	36.239371
SX226	P_INT_MONTE_0	171.139564
SX226	P_V_2	0.000000
SX226	P_M_2	-95.833213
SX226	P_M_3	-220.586629
SX230	P_INT_VALLE_0	0.000000
SX230	P_INT_VALLE_F	0.000000
SX230	P_INT_MONTE_F	36.239371
SX230	P_INT_MONTE_0	171.139564
SX230	P_V_2	0.000000
SX230	P_M_2	-95.833213
SX230	P_M_3	-220.586629
SX396	P_INT_VALLE_0	0.000000
SX396	P_INT_VALLE_F	0.000000
SX396	P_INT_MONTE_F	0.000000
SX396	P_INT_MONTE_0	0.000000
SX396	P_V_2	0.000000
SX396	P_M_2	-13.649647
SX396	P_M_3	0.000000
SX213	P_INT_VALLE_0	0.000000
SX213	P_INT_VALLE_F	0.000000
SX213	P_INT_MONTE_F	49.699793
SX213	P_INT_MONTE_0	184.599985
SX213	P_V_2	0.000000
SX213	P_M_2	-108.412518
SX213	P_M_3	-242.771143
SX217	P_INT_VALLE_0	0.000000
SX217	P_INT_VALLE_F	0.000000

SX217	P_INT_MONTE_F	49.699793
SX217	P_INT_MONTE_0	184.599985
SX217	P_V_2	0.000000
SX217	P_M_2	-108.412518
SX217	P_M_3	-242.771143
SX200	P_INT_VALLE_0	0.000000
SX200	P_INT_VALLE_F	0.000000
SX200	P_INT_MONTE_F	63.899793
SX200	P_INT_MONTE_0	198.799985
SX200	P_V_2	0.000000
SX200	P_M_2	-121.548466
SX200	P_M_3	-263.794808
SX204	P_INT_VALLE_0	0.000000
SX204	P_INT_VALLE_F	0.000000
SX204	P_INT_MONTE_F	63.899793
SX204	P_INT_MONTE_0	198.799985
SX204	P_V_2	0.000000
SX204	P_M_2	-121.548466
SX204	P_M_3	-263.794808
SX400	P_INT_VALLE_0	0.000000
SX400	P_INT_VALLE_F	0.000000
SX400	P_INT_MONTE_F	0.000000
SX400	P_INT_MONTE_0	0.000000
SX400	P_V_2	0.000000
SX400	P_M_2	-13.649647
SX400	P_M_3	0.000000
SX187	P_INT_VALLE_0	0.000000
SX187	P_INT_VALLE_F	0.000000
SX187	P_INT_MONTE_F	77.656043
SX187	P_INT_MONTE_0	212.556235
SX187	P_V_2	0.000000
SX187	P_M_2	-135.359803
SX187	P_M_3	-283.731999
SX191	P_INT_VALLE_0	0.000000
SX191	P_INT_VALLE_F	0.000000
SX191	P_INT_MONTE_F	77.656043
SX191	P_INT_MONTE_0	212.556235
SX191	P_V_2	0.000000
SX191	P_M_2	-135.359803
SX191	P_M_3	-283.731999
SX174	P_INT_VALLE_0	0.000000
SX174	P_INT_VALLE_F	0.000000
SX174	P_INT_MONTE_F	93.187293
SX174	P_INT_MONTE_0	228.087485
SX174	P_V_2	0.000000
SX174	P_M_2	-151.211229
SX174	P_M_3	-304.566859
SX178	P_INT_VALLE_0	0.000000
SX178	P_INT_VALLE_F	0.000000
SX178	P_INT_MONTE_F	93.187293
SX178	P_INT_MONTE_0	228.087485
SX178	P_V_2	0.000000
SX178	P_M_2	-151.211229
SX178	P_M_3	-304.566859
SX161	P_INT_VALLE_0	0.000000
SX161	P_INT_VALLE_F	0.000000
SX161	P_INT_MONTE_F	106.499793
SX161	P_INT_MONTE_0	241.399985
SX161	P_V_2	0.000000
SX161	P_M_2	-168.245363
SX161	P_M_3	-324.663500
SX165	P_INT_VALLE_0	0.000000
SX165	P_INT_VALLE_F	0.000000
SX165	P_INT_MONTE_F	106.499793
SX165	P_INT_MONTE_0	241.399985
SX165	P_V_2	0.000000
SX165	P_M_2	-168.245363
SX165	P_M_3	-324.663500
SX148	P_INT_VALLE_0	0.000000
SX148	P_INT_VALLE_F	0.000000
SX148	P_INT_MONTE_F	120.699793
SX148	P_INT_MONTE_0	255.599985
SX148	P_V_2	0.000000
SX148	P_M_2	-183.719187
SX148	P_M_3	-341.403941
SX152	P_INT_VALLE_0	0.000000
SX152	P_INT_VALLE_F	0.000000
SX152	P_INT_MONTE_F	120.699793
SX152	P_INT_MONTE_0	255.599985
SX152	P_V_2	0.000000
SX152	P_M_2	-183.719187

SX152	P_M_3	-341.403941
SX135	P_INT_VALLE_0	0.000000
SX135	P_INT_VALLE_F	0.000000
SX135	P_INT_MONTE_F	134.603964
SX135	P_INT_MONTE_0	269.504156
SX135	P_V_2	0.000000
SX135	P_M_2	-199.881698
SX135	P_M_3	-356.636446
SX139	P_INT_VALLE_0	0.000000
SX139	P_INT_VALLE_F	0.000000
SX139	P_INT_MONTE_F	134.603964
SX139	P_INT_MONTE_0	269.504156
SX139	P_V_2	0.000000
SX139	P_M_2	-199.881698
SX139	P_M_3	-356.636446
SX122	P_INT_VALLE_0	0.000000
SX122	P_INT_VALLE_F	0.000000
SX122	P_INT_MONTE_F	149.099793
SX122	P_INT_MONTE_0	285.035406
SX122	P_V_2	0.000000
SX122	P_M_2	-217.257592
SX122	P_M_3	-372.267881
SX126	P_INT_VALLE_0	0.000000
SX126	P_INT_VALLE_F	0.000000
SX126	P_INT_MONTE_F	149.099793
SX126	P_INT_MONTE_0	285.035406
SX126	P_V_2	0.000000
SX126	P_M_2	-217.257592
SX126	P_M_3	-372.267881
SX109	P_INT_VALLE_0	0.000000
SX109	P_INT_VALLE_F	0.000000
SX109	P_INT_MONTE_F	163.299793
SX109	P_INT_MONTE_0	298.199985
SX109	P_V_2	0.000000
SX109	P_M_2	-234.596772
SX109	P_M_3	-389.159846
SX113	P_INT_VALLE_0	0.000000
SX113	P_INT_VALLE_F	0.000000
SX113	P_INT_MONTE_F	163.299793
SX113	P_INT_MONTE_0	298.199985
SX113	P_V_2	0.000000
SX113	P_M_2	-234.596772
SX113	P_M_3	-389.159846
SX96	P_INT_VALLE_0	0.000000
SX96	P_INT_VALLE_F	0.000000
SX96	P_INT_MONTE_F	177.499793
SX96	P_INT_MONTE_0	312.399985
SX96	P_V_2	0.000000
SX96	P_M_2	-248.097776
SX96	P_M_3	-503.743273
SX100	P_INT_VALLE_0	0.000000
SX100	P_INT_VALLE_F	0.000000
SX100	P_INT_MONTE_F	177.499793
SX100	P_INT_MONTE_0	312.399985
SX100	P_V_2	0.000000
SX100	P_M_2	-248.097776
SX100	P_M_3	-503.743273
SX83	P_INT_VALLE_0	0.000000
SX83	P_INT_VALLE_F	0.000000
SX83	P_INT_MONTE_F	191.551871
SX83	P_INT_MONTE_0	326.452064
SX83	P_V_2	0.000000
SX83	P_M_2	-263.983769
SX83	P_M_3	-388.474117
SX87	P_INT_VALLE_0	0.000000
SX87	P_INT_VALLE_F	0.000000
SX87	P_INT_MONTE_F	191.551871
SX87	P_INT_MONTE_0	326.452064
SX87	P_V_2	0.000000
SX87	P_M_2	-263.983769
SX87	P_M_3	-388.474117
SX70	P_INT_VALLE_0	0.000000
SX70	P_INT_VALLE_F	0.000000
SX70	P_INT_MONTE_F	205.899793
SX70	P_INT_MONTE_0	340.799985
SX70	P_V_2	0.000000
SX70	P_M_2	-275.764002
SX70	P_M_3	-366.937774
SX74	P_INT_VALLE_0	0.000000
SX74	P_INT_VALLE_F	0.000000
SX74	P_INT_MONTE_F	205.899793

SX74	P_INT_MONTE_0	340.799985
SX74	P_V_2	0.000000
SX74	P_M_2	-275.764002
SX74	P_M_3	-366.937774
SX57	P_INT_VALLE_0	0.000000
SX57	P_INT_VALLE_F	0.000000
SX57	P_INT_MONTE_F	220.099793
SX57	P_INT_MONTE_0	354.999985
SX57	P_V_2	0.000000
SX57	P_M_2	-284.674665
SX57	P_M_3	-362.648863
SX61	P_INT_VALLE_0	0.000000
SX61	P_INT_VALLE_F	0.000000
SX61	P_INT_MONTE_F	220.099793
SX61	P_INT_MONTE_0	354.999985
SX61	P_V_2	0.000000
SX61	P_M_2	-284.674665
SX61	P_M_3	-362.648863
SX44	P_INT_VALLE_0	0.000000
SX44	P_INT_VALLE_F	0.000000
SX44	P_INT_MONTE_F	234.299793
SX44	P_INT_MONTE_0	369.199985
SX44	P_V_2	0.000000
SX44	P_M_2	-298.746354
SX44	P_M_3	-372.599110
SX48	P_INT_VALLE_0	0.000000
SX48	P_INT_VALLE_F	0.000000
SX48	P_INT_MONTE_F	234.299793
SX48	P_INT_MONTE_0	369.199985
SX48	P_V_2	0.000000
SX48	P_M_2	-298.746354
SX48	P_M_3	-372.599110
SX31	P_INT_VALLE_0	0.000000
SX31	P_INT_VALLE_F	0.000000
SX31	P_INT_MONTE_F	248.499580
SX31	P_INT_MONTE_0	383.399772
SX31	P_V_2	0.000000
SX31	P_M_2	-313.802754
SX31	P_M_3	-390.836221
SX35	P_INT_VALLE_0	0.000000
SX35	P_INT_VALLE_F	0.000000
SX35	P_INT_MONTE_F	248.499580
SX35	P_INT_MONTE_0	383.399772
SX35	P_V_2	0.000000
SX35	P_M_2	-313.802754
SX35	P_M_3	-390.836221
SX18	P_INT_VALLE_0	0.000000
SX18	P_INT_VALLE_F	0.000000
SX18	P_INT_MONTE_F	262.699793
SX18	P_INT_MONTE_0	397.599985
SX18	P_V_2	0.000000
SX18	P_M_2	-567.954567
SX18	P_M_3	-669.804233
SX22	P_INT_VALLE_0	0.000000
SX22	P_INT_VALLE_F	0.000000
SX22	P_INT_MONTE_F	262.699793
SX22	P_INT_MONTE_0	397.599985
SX22	P_V_2	0.000000
SX22	P_M_2	-567.954567
SX22	P_M_3	-669.804233
SX5	P_INT_VALLE_0	0.000000
SX5	P_INT_VALLE_F	0.000000
SX5	P_INT_MONTE_F	276.899509
SX5	P_INT_MONTE_0	411.799701
SX5	P_V_2	0.000000
SX5	P_M_2	-672.670730
SX5	P_M_3	-684.878368
SX9	P_INT_VALLE_0	0.000000
SX9	P_INT_VALLE_F	0.000000
SX9	P_INT_MONTE_F	276.899509
SX9	P_INT_MONTE_0	411.799701
SX9	P_V_2	0.000000
SX9	P_M_2	-672.670730
SX9	P_M_3	-684.878368
DX376	P_INT_MONTE_0	0.000000
DX376	P_INT_MONTE_F	0.000000
DX376	P_INT_VALLE_F	0.000000
DX376	P_INT_VALLE_0	-14.199985
DX376	P_M_2	0.000000
DX376	P_V_2	0.000000
DX376	P_V_3	18.995984

DX389	P_INT_MONTE_0	0.000000
DX389	P_INT_MONTE_F	0.000000
DX389	P_INT_VALLE_F	0.000000
DX389	P_INT_VALLE_0	0.000000
DX389	P_M_2	0.000000
DX389	P_V_2	0.000000
DX389	P_V_3	-2.256372
DX363	P_INT_MONTE_0	0.000000
DX363	P_INT_MONTE_F	0.000000
DX363	P_INT_VALLE_F	0.000000
DX363	P_INT_VALLE_0	-28.399985
DX363	P_M_2	0.000000
DX363	P_V_2	0.000000
DX363	P_V_3	37.772061
DX350	P_INT_MONTE_0	0.000000
DX350	P_INT_MONTE_F	0.000000
DX350	P_INT_VALLE_F	0.000000
DX350	P_INT_VALLE_0	-42.599772
DX350	P_M_2	0.000000
DX350	P_V_2	0.000000
DX350	P_V_3	58.623978
DX337	P_INT_MONTE_0	0.000000
DX337	P_INT_MONTE_F	0.000000
DX337	P_INT_VALLE_F	0.000000
DX337	P_INT_VALLE_0	-55.912485
DX337	P_M_2	0.000000
DX337	P_V_2	10.000000
DX337	P_V_3	80.870656
DX324	P_INT_MONTE_0	0.000000
DX324	P_INT_MONTE_F	0.000000
DX324	P_INT_VALLE_F	0.000000
DX324	P_INT_VALLE_0	-70.999985
DX324	P_M_2	0.000000
DX324	P_V_2	20.437500
DX324	P_V_3	97.519397
DX311	P_INT_MONTE_0	0.000000
DX311	P_INT_MONTE_F	0.000000
DX311	P_INT_VALLE_F	0.000000
DX311	P_INT_VALLE_0	-85.199985
DX311	P_M_2	0.000000
DX311	P_V_2	29.654167
DX311	P_V_3	111.870731
DX298	P_INT_MONTE_0	0.000000
DX298	P_INT_MONTE_F	0.000000
DX298	P_INT_VALLE_F	0.000000
DX298	P_INT_VALLE_0	-100.287485
DX298	P_M_2	0.000000
DX298	P_V_2	40.000000
DX298	P_V_3	123.280906
DX285	P_INT_MONTE_0	0.000000
DX285	P_INT_MONTE_F	0.000000
DX285	P_INT_VALLE_F	0.000000
DX285	P_INT_VALLE_0	-113.599808
DX285	P_M_2	0.000000
DX285	P_V_2	50.391667
DX285	P_V_3	137.396087
DX272	P_INT_MONTE_0	0.000000
DX272	P_INT_MONTE_F	0.000000
DX272	P_INT_VALLE_F	0.000000
DX272	P_INT_VALLE_0	-127.799985
DX272	P_M_2	0.000000
DX272	P_V_2	93.841325
DX272	P_V_3	130.357566
DX259	P_INT_MONTE_0	0.000000
DX259	P_INT_MONTE_F	0.000000
DX259	P_INT_VALLE_F	-7.099793
DX259	P_INT_VALLE_0	-141.999985
DX259	P_M_2	0.000000
DX259	P_V_2	120.566101
DX259	P_V_3	156.250724
DX246	P_INT_MONTE_0	0.000000
DX246	P_INT_MONTE_F	0.000000
DX246	P_INT_VALLE_F	-20.707922
DX246	P_INT_VALLE_0	-155.608115
DX246	P_M_2	0.000000
DX246	P_V_2	153.302406
DX246	P_V_3	167.703208
DX233	P_INT_MONTE_0	0.000000
DX233	P_INT_MONTE_F	0.000000
DX233	P_INT_VALLE_F	-36.239371
DX233	P_INT_VALLE_0	-171.139564

DX233	P_M_2	0.000000
DX233	P_V_2	178.644022
DX233	P_V_3	188.772039
DX220	P_INT_MONTE_0	0.000000
DX220	P_INT_MONTE_F	0.000000
DX220	P_INT_VALLE_F	-49.699793
DX220	P_INT_VALLE_0	-184.599985
DX220	P_M_2	0.000000
DX220	P_V_2	199.895213
DX220	P_V_3	206.137430
DX207	P_INT_MONTE_0	0.000000
DX207	P_INT_MONTE_F	0.000000
DX207	P_INT_VALLE_F	-63.899793
DX207	P_INT_VALLE_0	-198.799985
DX207	P_M_2	0.000000
DX207	P_V_2	219.993067
DX207	P_V_3	226.065192
DX194	P_INT_MONTE_0	0.000000
DX194	P_INT_MONTE_F	0.000000
DX194	P_INT_VALLE_F	-77.656043
DX194	P_INT_VALLE_0	-212.556235
DX194	P_M_2	0.000000
DX194	P_V_2	239.142914
DX194	P_V_3	245.940201
DX181	P_INT_MONTE_0	0.000000
DX181	P_INT_MONTE_F	0.000000
DX181	P_INT_VALLE_F	-93.187293
DX181	P_INT_VALLE_0	-228.087485
DX181	P_M_2	0.000000
DX181	P_V_2	259.215499
DX181	P_V_3	267.300138
DX168	P_INT_MONTE_0	0.000000
DX168	P_INT_MONTE_F	0.000000
DX168	P_INT_VALLE_F	-106.499793
DX168	P_INT_VALLE_0	-241.399985
DX168	P_M_2	0.000000
DX168	P_V_2	278.758489
DX168	P_V_3	288.981656
DX155	P_INT_MONTE_0	0.000000
DX155	P_INT_MONTE_F	0.000000
DX155	P_INT_VALLE_F	-120.699793
DX155	P_INT_VALLE_0	-255.599985
DX155	P_M_2	0.000000
DX155	P_V_2	294.292926
DX155	P_V_3	306.039749
DX142	P_INT_MONTE_0	0.000000
DX142	P_INT_MONTE_F	0.000000
DX142	P_INT_VALLE_F	-134.603964
DX142	P_INT_VALLE_0	-269.504156
DX142	P_M_2	0.000000
DX142	P_V_2	304.530341
DX142	P_V_3	322.514960
DX129	P_INT_MONTE_0	0.000000
DX129	P_INT_MONTE_F	0.000000
DX129	P_INT_VALLE_F	-149.099793
DX129	P_INT_VALLE_0	-285.035406
DX129	P_M_2	0.000000
DX129	P_V_2	309.523738
DX129	P_V_3	337.671488
DX116	P_INT_MONTE_0	0.000000
DX116	P_INT_MONTE_F	0.000000
DX116	P_INT_VALLE_F	-163.299793
DX116	P_INT_VALLE_0	-298.199985
DX116	P_M_2	0.000000
DX116	P_V_2	310.378696
DX116	P_V_3	349.867148
DX103	P_INT_MONTE_0	0.000000
DX103	P_INT_MONTE_F	0.000000
DX103	P_INT_VALLE_F	-177.499793
DX103	P_INT_VALLE_0	-312.399985
DX103	P_M_2	0.000000
DX103	P_V_2	333.055069
DX103	P_V_3	310.833063
DX90	P_INT_MONTE_0	0.000000
DX90	P_INT_MONTE_F	0.000000
DX90	P_INT_VALLE_F	-191.551871
DX90	P_INT_VALLE_0	-326.452064
DX90	P_M_2	0.000000
DX90	P_V_2	287.822014
DX90	P_V_3	246.529458
DX77	P_INT_MONTE_0	0.000000



Autorità Portuale di Taranto
Interventi per il dragaggio di 2,3 M m³ di sedimenti in area Molo Polisettoriale e per la realizzazione di un primo lotto della cassa di colmata funzionale all'ampliamento del V Sporgente del Porto di Taranto

Allegati alla relazione di calcolo strutturale allineamento "BC"

Data 05/2016
Rev. B
c.d.c.: C296A
514B

DX77	P_INT_MONTE_F	0.000000
DX77	P_INT_VALLE_F	-205.899793
DX77	P_INT_VALLE_0	-340.799985
DX77	P_M_2	0.000000
DX77	P_V_2	286.908108
DX77	P_V_3	323.343324
DX64	P_INT_MONTE_0	0.000000
DX64	P_INT_MONTE_F	0.000000
DX64	P_INT_VALLE_F	-220.099793
DX64	P_INT_VALLE_0	-354.999985
DX64	P_M_2	0.000000
DX64	P_V_2	293.061943
DX64	P_V_3	325.651838
DX51	P_INT_MONTE_0	0.000000
DX51	P_INT_MONTE_F	0.000000
DX51	P_INT_VALLE_F	-234.299793
DX51	P_INT_VALLE_0	-369.199985
DX51	P_M_2	0.000000
DX51	P_V_2	305.425531
DX51	P_V_3	335.866032
DX38	P_INT_MONTE_0	0.000000
DX38	P_INT_MONTE_F	0.000000
DX38	P_INT_VALLE_F	-248.499580
DX38	P_INT_VALLE_0	-383.399772
DX38	P_M_2	0.000000
DX38	P_V_2	324.644738
DX38	P_V_3	338.152141
DX25	P_INT_MONTE_0	0.000000
DX25	P_INT_MONTE_F	0.000000
DX25	P_INT_VALLE_F	-262.699793
DX25	P_INT_VALLE_0	-397.599985
DX25	P_M_2	0.000000
DX25	P_V_2	562.423301
DX25	P_V_3	442.457864
DX12	P_INT_MONTE_0	0.000000
DX12	P_INT_MONTE_F	0.000000
DX12	P_INT_VALLE_F	-276.899509
DX12	P_INT_VALLE_0	-411.799701
DX12	P_M_2	0.000000
DX12	P_V_2	588.365984
DX12	P_V_3	645.084706
DX402	P_INT_MONTE_0	0.000000
DX402	P_INT_MONTE_F	0.000000
DX402	P_INT_VALLE_F	0.000000
DX402	P_INT_VALLE_0	0.000000
DX402	P_M_2	0.000000
DX402	P_V_2	0.000000
DX402	P_V_3	1.384810
DX415	P_INT_MONTE_0	0.000000
DX415	P_INT_MONTE_F	0.000000
DX415	P_INT_VALLE_F	0.000000
DX415	P_INT_VALLE_0	0.000000
DX415	P_M_2	0.000000
DX415	P_V_2	0.000000
DX415	P_V_3	0.000000
DX366	P_INT_MONTE_0	0.000000
DX366	P_INT_MONTE_F	0.000000
DX366	P_INT_VALLE_F	0.000000
DX366	P_INT_VALLE_0	-14.199985
DX366	P_M_2	0.000000
DX366	P_V_2	0.000000
DX366	P_V_3	18.995984
DX379	P_INT_MONTE_0	0.000000
DX379	P_INT_MONTE_F	0.000000
DX379	P_INT_VALLE_F	0.000000
DX379	P_INT_VALLE_0	0.000000
DX379	P_M_2	0.000000
DX379	P_V_2	0.000000
DX379	P_V_3	-2.256372
DX353	P_INT_MONTE_0	0.000000
DX353	P_INT_MONTE_F	0.000000
DX353	P_INT_VALLE_F	0.000000
DX353	P_INT_VALLE_0	-28.399985
DX353	P_M_2	0.000000
DX353	P_V_2	0.000000
DX353	P_V_3	37.772061
DX340	P_INT_MONTE_0	0.000000
DX340	P_INT_MONTE_F	0.000000
DX340	P_INT_VALLE_F	0.000000
DX340	P_INT_VALLE_0	-42.599772
DX340	P_M_2	0.000000

DX340	P_V_2	0.000000
DX340	P_V_3	58.623978
DX327	P_INT_MONTE_0	0.000000
DX327	P_INT_MONTE_F	0.000000
DX327	P_INT_VALLE_F	0.000000
DX327	P_INT_VALLE_0	-55.912485
DX327	P_M_2	0.000000
DX327	P_V_2	10.000000
DX327	P_V_3	80.870656
DX314	P_INT_MONTE_0	0.000000
DX314	P_INT_MONTE_F	0.000000
DX314	P_INT_VALLE_F	0.000000
DX314	P_INT_VALLE_0	-70.999985
DX314	P_M_2	0.000000
DX314	P_V_2	20.437500
DX314	P_V_3	97.519397
DX301	P_INT_MONTE_0	0.000000
DX301	P_INT_MONTE_F	0.000000
DX301	P_INT_VALLE_F	0.000000
DX301	P_INT_VALLE_0	-85.199985
DX301	P_M_2	0.000000
DX301	P_V_2	29.654167
DX301	P_V_3	111.870731
DX288	P_INT_MONTE_0	0.000000
DX288	P_INT_MONTE_F	0.000000
DX288	P_INT_VALLE_F	0.000000
DX288	P_INT_VALLE_0	-100.287485
DX288	P_M_2	0.000000
DX288	P_V_2	40.000000
DX288	P_V_3	123.280906
DX275	P_INT_MONTE_0	0.000000
DX275	P_INT_MONTE_F	0.000000
DX275	P_INT_VALLE_F	0.000000
DX275	P_INT_VALLE_0	-113.599808
DX275	P_M_2	0.000000
DX275	P_V_2	50.391667
DX275	P_V_3	137.396087
DX262	P_INT_MONTE_0	0.000000
DX262	P_INT_MONTE_F	0.000000
DX262	P_INT_VALLE_F	0.000000
DX262	P_INT_VALLE_0	-127.799985
DX262	P_M_2	0.000000
DX262	P_V_2	93.841325
DX262	P_V_3	130.357566
DX249	P_INT_MONTE_0	0.000000
DX249	P_INT_MONTE_F	0.000000
DX249	P_INT_VALLE_F	-7.099793
DX249	P_INT_VALLE_0	-141.999985
DX249	P_M_2	0.000000
DX249	P_V_2	120.566101
DX249	P_V_3	156.250724
DX236	P_INT_MONTE_0	0.000000
DX236	P_INT_MONTE_F	0.000000
DX236	P_INT_VALLE_F	-20.707922
DX236	P_INT_VALLE_0	-155.608115
DX236	P_M_2	0.000000
DX236	P_V_2	153.302406
DX236	P_V_3	167.703208
DX223	P_INT_MONTE_0	0.000000
DX223	P_INT_MONTE_F	0.000000
DX223	P_INT_VALLE_F	-36.239371
DX223	P_INT_VALLE_0	-171.139564
DX223	P_M_2	0.000000
DX223	P_V_2	178.644022
DX223	P_V_3	188.772039
DX210	P_INT_MONTE_0	0.000000
DX210	P_INT_MONTE_F	0.000000
DX210	P_INT_VALLE_F	-49.699793
DX210	P_INT_VALLE_0	-184.599985
DX210	P_M_2	0.000000
DX210	P_V_2	199.895213
DX210	P_V_3	206.137430
DX197	P_INT_MONTE_0	0.000000
DX197	P_INT_MONTE_F	0.000000
DX197	P_INT_VALLE_F	-63.899793
DX197	P_INT_VALLE_0	-198.799985
DX197	P_M_2	0.000000
DX197	P_V_2	219.993067
DX197	P_V_3	226.065192
DX184	P_INT_MONTE_0	0.000000
DX184	P_INT_MONTE_F	0.000000

DX184	P_INT_VALLE_F	-77.656043
DX184	P_INT_VALLE_0	-212.556235
DX184	P_M_2	0.000000
DX184	P_V_2	239.142914
DX184	P_V_3	245.940201
DX171	P_INT_MONTE_0	0.000000
DX171	P_INT_MONTE_F	0.000000
DX171	P_INT_VALLE_F	-93.187293
DX171	P_INT_VALLE_0	-228.087485
DX171	P_M_2	0.000000
DX171	P_V_2	259.215499
DX171	P_V_3	267.300138
DX158	P_INT_MONTE_0	0.000000
DX158	P_INT_MONTE_F	0.000000
DX158	P_INT_VALLE_F	-106.499793
DX158	P_INT_VALLE_0	-241.399985
DX158	P_M_2	0.000000
DX158	P_V_2	278.758489
DX158	P_V_3	288.981656
DX145	P_INT_MONTE_0	0.000000
DX145	P_INT_MONTE_F	0.000000
DX145	P_INT_VALLE_F	-120.699793
DX145	P_INT_VALLE_0	-255.599985
DX145	P_M_2	0.000000
DX145	P_V_2	294.292926
DX145	P_V_3	306.039749
DX132	P_INT_MONTE_0	0.000000
DX132	P_INT_MONTE_F	0.000000
DX132	P_INT_VALLE_F	-134.603964
DX132	P_INT_VALLE_0	-269.504156
DX132	P_M_2	0.000000
DX132	P_V_2	304.530341
DX132	P_V_3	322.514960
DX119	P_INT_MONTE_0	0.000000
DX119	P_INT_MONTE_F	0.000000
DX119	P_INT_VALLE_F	-149.099793
DX119	P_INT_VALLE_0	-285.035406
DX119	P_M_2	0.000000
DX119	P_V_2	309.523738
DX119	P_V_3	337.671488
DX106	P_INT_MONTE_0	0.000000
DX106	P_INT_MONTE_F	0.000000
DX106	P_INT_VALLE_F	-163.299793
DX106	P_INT_VALLE_0	-298.199985
DX106	P_M_2	0.000000
DX106	P_V_2	310.378696
DX106	P_V_3	349.867148
DX93	P_INT_MONTE_0	0.000000
DX93	P_INT_MONTE_F	0.000000
DX93	P_INT_VALLE_F	-177.499793
DX93	P_INT_VALLE_0	-312.399985
DX93	P_M_2	0.000000
DX93	P_V_2	333.055069
DX93	P_V_3	310.833063
DX80	P_INT_MONTE_0	0.000000
DX80	P_INT_MONTE_F	0.000000
DX80	P_INT_VALLE_F	-191.551871
DX80	P_INT_VALLE_0	-326.452064
DX80	P_M_2	0.000000
DX80	P_V_2	287.822014
DX80	P_V_3	246.529458
DX67	P_INT_MONTE_0	0.000000
DX67	P_INT_MONTE_F	0.000000
DX67	P_INT_VALLE_F	-205.899793
DX67	P_INT_VALLE_0	-340.799985
DX67	P_M_2	0.000000
DX67	P_V_2	286.908108
DX67	P_V_3	323.343324
DX54	P_INT_MONTE_0	0.000000
DX54	P_INT_MONTE_F	0.000000
DX54	P_INT_VALLE_F	-220.099793
DX54	P_INT_VALLE_0	-354.999985
DX54	P_M_2	0.000000
DX54	P_V_2	293.061943
DX54	P_V_3	325.651838
DX41	P_INT_MONTE_0	0.000000
DX41	P_INT_MONTE_F	0.000000
DX41	P_INT_VALLE_F	-234.299793
DX41	P_INT_VALLE_0	-369.199985
DX41	P_M_2	0.000000
DX41	P_V_2	305.425531

DX41	P_V_3	335.866032
DX28	P_INT_MONTE_0	0.000000
DX28	P_INT_MONTE_F	0.000000
DX28	P_INT_VALLE_F	-248.499580
DX28	P_INT_VALLE_0	-383.399772
DX28	P_M_2	0.000000
DX28	P_V_2	324.644738
DX28	P_V_3	338.152141
DX15	P_INT_MONTE_0	0.000000
DX15	P_INT_MONTE_F	0.000000
DX15	P_INT_VALLE_F	-262.699793
DX15	P_INT_VALLE_0	-397.599985
DX15	P_M_2	0.000000
DX15	P_V_2	562.423301
DX15	P_V_3	442.457864
DX2	P_INT_MONTE_0	0.000000
DX2	P_INT_MONTE_F	0.000000
DX2	P_INT_VALLE_F	-276.899509
DX2	P_INT_VALLE_0	-411.799701
DX2	P_M_2	0.000000
DX2	P_V_2	588.365984
DX2	P_V_3	645.084706
DX392	P_INT_MONTE_0	0.000000
DX392	P_INT_MONTE_F	0.000000
DX392	P_INT_VALLE_F	0.000000
DX392	P_INT_VALLE_0	0.000000
DX392	P_M_2	0.000000
DX392	P_V_2	0.000000
DX392	P_V_3	1.384810
DX405	P_INT_MONTE_0	0.000000
DX405	P_INT_MONTE_F	0.000000
DX405	P_INT_VALLE_F	0.000000
DX405	P_INT_VALLE_0	0.000000
DX405	P_M_2	0.000000
DX405	P_V_2	0.000000
DX405	P_V_3	0.000000

Table: Joint Pattern Definitions

Pattern
P_M_1
P_V_1
P_INT_MONTE_F
P_INT_VALLE_F
P_M_2
P_V_2
P_V_3
P_M_3
P_INT_MONTE_0
P_INT_VALLE_0
P_M_4
P_M_5
P_V_4
P_V_5

Table: Link Local Axes Assignments 1 - Typical

Link	Angle Degrees	AdvanceAxes
1	-180.000	No
2	-180.000	No
3	-180.000	No
4	-180.000	No
5	-180.000	No
6	-180.000	No
7	-180.000	No
8	-180.000	No
9	-180.000	No
10	-180.000	No
11	-180.000	No
12	-180.000	No
13	-180.000	No
14	-180.000	No
15	-180.000	No
16	-180.000	No
17	-180.000	No



Autorità Portuale di Taranto
Interventi per il dragaggio di 2,3 M m³ di sedimenti in area Molo Polisettoriale e per la realizzazione di un primo lotto della cassa di colmata funzionale all'ampliamento del V Sporgente del Porto di Taranto

Allegati alla relazione di calcolo strutturale allineamento "BC"

Data 05/2016
Rev. B
c.d.c.: C296A
514B



18	-180.000	No
19	-180.000	No
20	-180.000	No
21	-180.000	No
22	-180.000	No
23	-180.000	No
24	-180.000	No
25	-180.000	No
26	-180.000	No
27	-180.000	No
28	-180.000	No
29	-180.000	No
30	-180.000	No
31	-180.000	No
32	-180.000	No
76	-180.000	No
77	-180.000	No
78	-180.000	No
79	-180.000	No
80	-180.000	No
83	-180.000	No
84	-180.000	No
87	-180.000	No
88	-180.000	No
90	-180.000	No
93	-180.000	No
94	-180.000	No
96	-180.000	No
98	-180.000	No
99	-180.000	No
102	-180.000	No
105	-180.000	No
106	-180.000	No
109	-180.000	No
111	-180.000	No
112	-180.000	No
114	-180.000	No
116	-180.000	No
119	-180.000	No
121	-180.000	No
122	-180.000	No
124	-180.000	No
127	-180.000	No
129	-180.000	No
130	-180.000	No
132	-180.000	No
135	-180.000	No

Table: Link Property Assignments

Link	LinkType	LinkJoints	LinkProp	LinkFDPProp
1	MultiLinear	Elastic SingleJoint	molle	None
2	MultiLinear	Elastic SingleJoint	molle	None
3	MultiLinear	Elastic SingleJoint	molle	None
4	MultiLinear	Elastic SingleJoint	molle	None
5	MultiLinear	Elastic SingleJoint	molle	None
6	MultiLinear	Elastic SingleJoint	molle	None
7	MultiLinear	Elastic SingleJoint	molle	None
8	MultiLinear	Elastic SingleJoint	molle	None
9	MultiLinear	Elastic SingleJoint	molle	None
10	MultiLinear	Elastic SingleJoint	molle	None
11	MultiLinear	Elastic SingleJoint	molle	None
12	MultiLinear	Elastic SingleJoint	molle	None
13	MultiLinear	Elastic SingleJoint	molle	None
14	MultiLinear	Elastic SingleJoint	molle	None
15	MultiLinear	Elastic SingleJoint	molle	None
16	MultiLinear	Elastic SingleJoint	molle	None
17	MultiLinear	Elastic SingleJoint	molle	None
18	MultiLinear	Elastic SingleJoint	molle	None
19	MultiLinear	Elastic SingleJoint	molle	None
20	MultiLinear	Elastic SingleJoint	molle	None
21	MultiLinear	Elastic SingleJoint	molle	None
22	MultiLinear	Elastic SingleJoint	molle	None
23	MultiLinear	Elastic SingleJoint	molle	None
24	MultiLinear	Elastic SingleJoint	molle	None
25	MultiLinear	Elastic SingleJoint	molle	None
26	MultiLinear	Elastic SingleJoint	molle	None
27	MultiLinear	Elastic SingleJoint	molle	None



Autorità Portuale di Taranto
 Interventi per il dragaggio di 2,3 M³ di sedimenti in area Molo Polisettoriale e per la realizzazione di un primo lotto della cassa di colmata funzionale all'ampliamento del V Sporgente del Porto di Taranto

Allegati alla relazione di calcolo strutturale allineamento "BC"

Data 05/2016
 Rev. B
 c.d.c.: C296A
 514B

28	MultiLinear	Elastic	SingleJoint	molle	None
29	MultiLinear	Elastic	SingleJoint	molle	None
30	MultiLinear	Elastic	SingleJoint	molle	None
31	MultiLinear	Elastic	SingleJoint	molle	None
32	MultiLinear	Elastic	SingleJoint	molle	None
37	MultiLinear	Elastic	SingleJoint	molle	None
38	MultiLinear	Elastic	SingleJoint	molle	None
39	MultiLinear	Elastic	SingleJoint	molle	None
40	MultiLinear	Elastic	SingleJoint	molle	None
41	MultiLinear	Elastic	SingleJoint	molle	None
42	MultiLinear	Elastic	SingleJoint	molle	None
43	MultiLinear	Elastic	SingleJoint	molle	None
44	MultiLinear	Elastic	SingleJoint	molle	None
45	MultiLinear	Elastic	SingleJoint	molle	None
46	MultiLinear	Elastic	SingleJoint	molle	None
47	MultiLinear	Elastic	SingleJoint	molle	None
48	MultiLinear	Elastic	SingleJoint	molle	None
49	MultiLinear	Elastic	SingleJoint	molle	None
50	MultiLinear	Elastic	SingleJoint	molle	None
51	MultiLinear	Elastic	SingleJoint	molle	None
52	MultiLinear	Elastic	SingleJoint	molle	None
53	MultiLinear	Elastic	SingleJoint	molle	None
54	MultiLinear	Elastic	SingleJoint	molle	None
55	MultiLinear	Elastic	SingleJoint	molle	None
56	MultiLinear	Elastic	SingleJoint	molle	None
57	MultiLinear	Elastic	SingleJoint	molle	None
58	MultiLinear	Elastic	SingleJoint	molle	None
59	MultiLinear	Elastic	SingleJoint	molle	None
60	MultiLinear	Elastic	SingleJoint	molle	None
61	MultiLinear	Elastic	SingleJoint	molle	None
62	MultiLinear	Elastic	SingleJoint	molle	None
63	MultiLinear	Elastic	SingleJoint	molle	None
64	MultiLinear	Elastic	SingleJoint	molle	None
65	MultiLinear	Elastic	SingleJoint	molle	None
66	MultiLinear	Elastic	SingleJoint	molle	None
67	MultiLinear	Elastic	SingleJoint	molle	None
68	MultiLinear	Elastic	SingleJoint	molle	None
71	MultiLinear	Elastic	SingleJoint	molle	None
72	MultiLinear	Elastic	SingleJoint	molle	None
73	MultiLinear	Elastic	SingleJoint	molle	None
76	MultiLinear	Elastic	SingleJoint	molle	None
77	MultiLinear	Elastic	SingleJoint	molle	None
78	MultiLinear	Elastic	SingleJoint	molle	None
79	MultiLinear	Elastic	SingleJoint	molle	None
80	MultiLinear	Elastic	SingleJoint	molle	None
81	MultiLinear	Elastic	SingleJoint	molle	None
82	MultiLinear	Elastic	SingleJoint	molle	None
83	MultiLinear	Elastic	SingleJoint	molle	None
84	MultiLinear	Elastic	SingleJoint	molle	None
85	MultiLinear	Elastic	SingleJoint	molle	None
86	MultiLinear	Elastic	SingleJoint	molle	None
87	MultiLinear	Elastic	SingleJoint	molle	None
88	MultiLinear	Elastic	SingleJoint	molle	None
89	MultiLinear	Elastic	SingleJoint	molle	None
90	MultiLinear	Elastic	SingleJoint	molle	None
91	MultiLinear	Elastic	SingleJoint	molle	None
92	MultiLinear	Elastic	SingleJoint	molle	None
93	MultiLinear	Elastic	SingleJoint	molle	None
94	MultiLinear	Elastic	SingleJoint	molle	None
95	MultiLinear	Elastic	SingleJoint	molle	None
96	MultiLinear	Elastic	SingleJoint	molle	None
97	MultiLinear	Elastic	SingleJoint	molle	None
98	MultiLinear	Elastic	SingleJoint	molle	None
99	MultiLinear	Elastic	SingleJoint	molle	None
100	MultiLinear	Elastic	SingleJoint	molle	None
101	MultiLinear	Elastic	SingleJoint	molle	None
102	MultiLinear	Elastic	SingleJoint	molle	None
103	MultiLinear	Elastic	SingleJoint	molle	None
104	MultiLinear	Elastic	SingleJoint	molle	None
105	MultiLinear	Elastic	SingleJoint	molle	None
106	MultiLinear	Elastic	SingleJoint	molle	None
107	MultiLinear	Elastic	SingleJoint	molle	None
108	MultiLinear	Elastic	SingleJoint	molle	None
109	MultiLinear	Elastic	SingleJoint	molle	None
110	MultiLinear	Elastic	SingleJoint	molle	None
111	MultiLinear	Elastic	SingleJoint	molle	None
112	MultiLinear	Elastic	SingleJoint	molle	None
113	MultiLinear	Elastic	SingleJoint	molle	None
114	MultiLinear	Elastic	SingleJoint	molle	None
115	MultiLinear	Elastic	SingleJoint	molle	None
116	MultiLinear	Elastic	SingleJoint	molle	None



Autorità Portuale di Taranto
 Interventi per il dragaggio di 2,3 M m³ di sedimenti in area Molo Polisettoriale e per la realizzazione di un primo lotto della cassa di colmata funzionale all'ampliamento del V Sporgente del Porto di Taranto

Allegati alla relazione di calcolo strutturale allineamento "BC"

Data 05/2016
 Rev. B
 c.d.c.: C296A
 514B

117	MultiLinear	Elastic	SingleJoint	molle	None
118	MultiLinear	Elastic	SingleJoint	molle	None
119	MultiLinear	Elastic	SingleJoint	molle	None
120	MultiLinear	Elastic	SingleJoint	molle	None
121	MultiLinear	Elastic	SingleJoint	molle	None
122	MultiLinear	Elastic	SingleJoint	molle	None
123	MultiLinear	Elastic	SingleJoint	molle	None
124	MultiLinear	Elastic	SingleJoint	molle	None
125	MultiLinear	Elastic	SingleJoint	molle	None
126	MultiLinear	Elastic	SingleJoint	molle	None
127	MultiLinear	Elastic	SingleJoint	molle	None
128	MultiLinear	Elastic	SingleJoint	molle	None
129	MultiLinear	Elastic	SingleJoint	molle	None
130	MultiLinear	Elastic	SingleJoint	molle	None
131	MultiLinear	Elastic	SingleJoint	molle	None
132	MultiLinear	Elastic	SingleJoint	molle	None
133	MultiLinear	Elastic	SingleJoint	molle	None
134	MultiLinear	Elastic	SingleJoint	molle	None
135	MultiLinear	Elastic	SingleJoint	molle	None
136	MultiLinear	Elastic	SingleJoint	molle	None

Table: Link Property Definitions 01 - General, Part 1 of 3

Link	LinkType	Mass KN-s2/m	Weight KN	RotInert1 KN-m-s2	RotInert2 KN-m-s2	RotInert3 KN-m-s2	DefLength m
LIN1	Linear	0.00	0.000	0.0000	0.0000	0.0000	1.000000
molle	MultiLinear Elastic		0.00	0.000	0.0000	0.0000	0.0000 1.000000

Table: Link Property Definitions 01 - General, Part 2 of 3

Link	DefArea m2	PDM2I	PDM2J	PDM3I	PDM3J	Color
LIN1	1.000000	0.000000	0.000000	0.000000	0.000000	Green
molle	1.000000	0.000000	0.000000	0.000000	0.000000	Yellow

Table: Link Property Definitions 01 - General, Part 3 of 3

Link	GUID	Notes
LIN1		
molle		Added 12.07.2015 10:41:17

Table: Link Property Definitions 02 - Linear

Link	DOF	Fixed	TransKE KN/m	TransCE KN-s/m
LIN1	U1	No	1.00	0.00

Table: Link Property Definitions 03 - MultiLinear, Part 1 of 2

Link	DOF	Fixed	NonLinear	TransKE KN/m	TransCE KN-s/m	DJ m	Point	Force KN
molle	U3	No	Yes	0.00	0.00	0.00000	1	-100000000
molle	U3						2	-100000000
molle	U3						3	0.000
molle	U3						4	0.000
molle	U3						5	0.000

Table: Link Property Definitions 03 - MultiLinear, Part 2 of 2

Link	DOF	Displ m
molle	U3	-10.000000
molle	U3	-1.000E-06
molle	U3	0.000000
molle	U3	1.000E-06
molle	U3	10.000000



Autorità Portuale di Taranto
Interventi per il dragaggio di 2,3 M³ di sedimenti in area Molo Polisettoriale e per la realizzazione di un primo lotto della cassa di colmata funzionale all'ampliamento del V Sporgente del Porto di Taranto

Allegati alla relazione di calcolo strutturale allineamento "BC"

Data 05/2016
Rev. B
c.d.c.: C296A
514B

Table: Load Case Definitions, Part 1 of 2

Case	Type	InitialCond	ModalCase	BaseCase	DesTypeOpt	DesignType	AutoType
DEAD	LinStatic	Zero			Prog Det	DEAD	None
MODAL	LinModal	Zero			Prog Det	OTHER	None
CEDIMENTI	NonStatic	Zero			Prog Det	DEAD	None
SP_EST_1	NonStatic	Zero			Prog Det	DEAD	None
SPINTAINT_F	NonStatic	Zero			Prog Det	DEAD	None
SP_EST_2	NonStatic	Zero			Prog Det	DEAD	None
SP_EST_3	NonStatic	Zero			Prog Det	DEAD	None
SLU_1-NL	NonStatic	Zero			Prog Det	DEAD	None
SLU_2-NL	NonStatic	Zero			Prog Det	DEAD	None
SLU_5-NL	NonStatic	Zero			Prog Det	DEAD	None
SPINTA_INT_0	NonStatic	Zero			Prog Det	DEAD	None
SP_EST_4	LinStatic	Zero			Prog Det	DEAD	None
SP_EST_5	NonStatic	Zero			Prog Det	DEAD	None
SLU_3-NL	NonStatic	Zero			Prog Det	DEAD	None
SLU_4-NL	NonStatic	Zero			Prog Det	DEAD	None

Table: Load Case Definitions, Part 2 of 2

Case	RunCase	CaseStatus	GUID	Notes
DEAD	No	Not Run		
MODAL	No	Not Run		
CEDIMENTI	No	Not Run		
SP_EST_1	No	Not Run		
SPINTAINT_F	No	Not Run		
SP_EST_2	No	Not Run		
SP_EST_3	No	Not Run		
SLU_1-NL	No	Not Run		
SLU_2-NL	Yes	Finished		
SLU_5-NL	No	Not Run		
SPINTA_INT_0	No	Not Run		
SP_EST_4	No	Not Run		
SP_EST_5	No	Not Run		
SLU_3-NL	Yes	Finished		
SLU_4-NL	No	Not Run		

Table: Load Pattern Definitions

LoadPat	DesignType	SelfWtMult	AutoLoad	GUID	Notes
CEDIMENTI	DEAD	0.000000			
SPINTA_INT_F	DEAD	0.000000			
SP_EST_2	DEAD	0.000000			
SP_EST_3	DEAD	0.000000			
SPINTA_INT_0	DEAD	0.000000			

Table: Material List 1 - By Object Type

ObjectType	Material	TotalWeight KN	NumPieces
Area	STEEL	900.399	
Link	N.A.	0.000	128

Table: Material List 2 - By Section Property

Section	ObjectType	NumPieces	TotalLength m	TotalWeight KN
DAIFRAMMAALTO	Area			218.556
DIAFRAMMA_BASE	Area			355.889
DIAFRAMMA_MEDIO	Area			259.262
PIATTIINT_BASE	Area			66.694
molle	Link	128		0.000

Table: Material Properties 01 - General, Part 1 of 2

Material	Type	SymType	TempDepend	Color	GUID
----------	------	---------	------------	-------	------



Autorità Portuale di Taranto
Interventi per il dragaggio di 2,3 M³ di sedimenti in area Molo Polisettoriale e per la realizzazione di un primo lotto della cassa di colmata funzionale all'ampliamento del V Sporgente del Porto di Taranto

Allegati alla relazione di calcolo strutturale allineamento "BC"

Data 05/2016
Rev. B
c.d.c.: C296A
514B

A416Gr270	Tendon	Uniaxial	No	Blue
ALUM	Aluminum	Isotropic	No	Gray8Dark
CLDFRM	ColdFormed	Isotropic	No	Blue
CONC	Concrete	Isotropic	No	White
OTHER	Other	Isotropic	No	Cyan
REBAR	Rebar	Uniaxial	No	Green
STEEL	Steel	Isotropic	No	Yellow

Table: Material Properties 01 - General, Part 2 of 2

Material	Notes
A416Gr270	ASTM A416 Grade 270 added 11.07.2015 12:50:22
ALUM	Aluminum Alloy 6061 T6 added 11.07.2015 12:50:21
CLDFRM	ASTM A653 SQ Grade 50 added 11.07.2015 12:50:21
CONC	Normalweight f'c = 4 ksi added 11.07.2015 12:50:21
OTHER	Material added 11.07.2015 12:50:21
REBAR	ASTM A615 Grade 60 added 11.07.2015 12:50:21
STEEL	ASTM A36 added 11.07.2015 12:50:21

Table: Material Properties 02 - Basic Mechanical Properties

Material	UnitWeight KN/m3	UnitMass KN-s2/m4	E1 KN/m2	G12 KN/m2	U12	A1 1/C
A416Gr270	7.6973E+01	7.8490E+00	196500599.9			1.1700E-05
ALUM	2.6602E+01	2.7145E+00	69637054.68	26179343.86	0.330000	2.3580E-05
CLDFRM	7.6973E+01	7.8490E+00	203395357.7	78228983.73	0.300000	1.1700E-05
CONC	2.3563E+01	2.4028E+00	24821128.40	10342136.83	0.200000	9.9000E-06
OTHER	2.3562E+01	2.4007E+00	24821128.40	10342136.83	0.200000	9.9000E-06
REBAR	7.6973E+01	7.8490E+00	199947978.8			1.1700E-05
STEEL	7.8500E+01	7.8500E+00	210000000.0	80769230.77	0.300000	1.2000E-05

Table: Material Properties 03a - Steel Data

Material	Fy KN/m2	Fu KN/m2	EffFy KN/m2	EffFu KN/m2	SSCurveOpt	SSHysType
STEEL	248211.28	399896.00	372316.92	439885.60	User Defined	Kinematic

Table: Material Properties 03b - Concrete Data

Material	Fc KN/m2	LtWtConc	SSCurveOpt	SSHysType	FAngle Degrees	DAngle Degrees
CONC	27579.03		No User Defined	Takeda	0.000	0.000

Table: Material Properties 03c - Aluminum Data

Material	AlumType	Alloy	Fcy KN/m2	Fty KN/m2	Ftu KN/m2	Fsu KN/m2	SSHysType
ALUM	Wrought	6061-T6	241316.53	241316.53	262000.80	165474.19	Kinematic

Table: Material Properties 03d - Cold Formed Data

Material	Fy KN/m2	Fu KN/m2	SSHysType
CLDFRM	248211.28	399895.96	Kinematic

Table: Material Properties 03e - Rebar Data

Material	Fy KN/m2	Fu KN/m2	EffFy KN/m2	EffFu KN/m2	SSCurveOpt	SSHysType
REBAR	413685.47	620528.21	455054.02	682581.03	User Defined	Kinematic

Table: Material Properties 03f - Tendon Data

Material	Fy	Fu	SSCurveOpt	SSHysType	FinalSlope
----------	----	----	------------	-----------	------------



Autorità Portuale di Taranto
Interventi per il dragaggio di 2,3 M³ di sedimenti in area Molo Polisettoriale e per la realizzazione di un primo lotto della cassa di colmata funzionale all'ampliamento del V Sporgente del Porto di Taranto

Allegati alla relazione di calcolo strutturale allineamento "BC"

Data 05/2016
Rev. B
c.d.c.: C296A
514B



	KN/m2	KN/m2			
A416Gr270	1689905.16	1861584.63	270 ksi	Kinematic	-0.100000

Table: Material Properties 03g - Other Data

Material	SSHysType	FAngle Degrees	DAngle Degrees
OTHER	Elastic	0.000	0.000

Table: Material Properties 04 - User Stress-Strain Curves

Material	Point	Strain	Stress KN/m2	PointID
ALUM	1	-0.050000	0.00	-E
ALUM	2	-0.035000	-120658.26	-D
ALUM	3	-0.020000	-241316.53	-C
ALUM	4	-0.003465	-241316.53	-B
ALUM	5	0.000000	0.00	A
ALUM	6	0.003465	241316.53	B
ALUM	7	0.020000	241316.53	
ALUM	8	0.050000	262000.80	C
ALUM	9	0.080000	262000.80	D
ALUM	10	0.100000	241316.53	E
ALUM	11	0.105000	0.00	
CLDFRM	1	-0.050000	0.00	-E
CLDFRM	2	-0.035000	-124105.64	-D
CLDFRM	3	-0.020000	-248211.28	-C
CLDFRM	4	-0.001220	-248211.28	-B
CLDFRM	5	0.000000	0.00	A
CLDFRM	6	0.001220	248211.28	B
CLDFRM	7	0.020000	248211.28	
CLDFRM	8	0.050000	399895.96	C
CLDFRM	9	0.080000	399895.96	D
CLDFRM	10	0.100000	248211.28	E
CLDFRM	11	0.105000	0.00	
CONC	1	-0.024444	0.00	
CONC	2	-0.022222	-5515.81	-E
CONC	3	-0.017778	-5515.81	-D
CONC	4	-0.002222	-27579.03	-C
CONC	5	-0.002000	-27303.24	
CONC	6	-0.001778	-26475.87	-B
CONC	7	-0.001333	-23166.39	
CONC	8	-0.000889	-17650.58	
CONC	9	-0.000444	-9928.45	
CONC	10	0.000000	0.00	A
CONC	11	0.000105	2616.38	
CONC	12	0.000106	0.00	
OTHER	1	-4.029E-08	-1.00	
OTHER	2	0.000000	0.00	A
OTHER	3	4.029E-08	1.00	
REBAR	1	-0.105000	0.00	
REBAR	2	-0.100000	-413685.47	-E
REBAR	3	-0.080000	-620528.21	-D
REBAR	4	-0.050000	-620528.21	-C
REBAR	5	-0.010000	-413685.47	
REBAR	6	-0.002069	-413685.47	-B
REBAR	7	0.000000	0.00	A
REBAR	8	0.002069	413685.47	B
REBAR	9	0.010000	413685.47	
REBAR	10	0.050000	620528.21	C
REBAR	11	0.080000	620528.21	D
REBAR	12	0.100000	413685.47	E
REBAR	13	0.105000	0.00	
STEEL	1	-0.050000	0.00	-E
STEEL	2	-0.035000	-124105.64	-D
STEEL	3	-0.020000	-248211.28	-C
STEEL	4	-0.001241	-248211.28	-B
STEEL	5	0.000000	0.00	A
STEEL	6	0.001241	248211.28	B
STEEL	7	0.020000	248211.28	
STEEL	8	0.050000	399895.96	C
STEEL	9	0.080000	399895.96	D
STEEL	10	0.100000	248211.28	E
STEEL	11	0.105000	0.00	



Autorità Portuale di Taranto
 Interventi per il dragaggio di 2,3 M m³ di sedimenti in area Molo Polisettoriale e per la realizzazione di un primo lotto della cassa di colmata funzionale all'ampliamento del V Sporgente del Porto di Taranto

Allegati alla relazione di calcolo strutturale allineamento "BC"

Data 05/2016
 Rev. B
 c.d.c.: C296A
 514B



Table: Material Properties 06 - Damping Parameters

Material	ModalRatio	VisMass 1/Sec	VisStiff Sec	HysMass 1/Sec2	HysStiff
A416Gr270	0.0000	0.0000	0.0000	0.0000	0.000000
ALUM	0.0000	0.0000	0.0000	0.0000	0.000000
CLDFRM	0.0000	0.0000	0.0000	0.0000	0.000000
CONC	0.0000	0.0000	0.0000	0.0000	0.000000
OTHER	0.0000	0.0000	0.0000	0.0000	0.000000
REBAR	0.0000	0.0000	0.0000	0.0000	0.000000
STEEL	0.0000	0.0000	0.0000	0.0000	0.000000

Table: Options - Colors - Display, Part 1 of 4

DeviceType	Points	LinesFrame	LinesFrmExt	LinesCable	LinesTendon	SpringLinks	Restraints
Screen	Yellow	Yellow	Black	Green	Green	Green	Green
Printer	Gray8Dark	Black	Black	Black	Black	Gray8Dark	Gray8Dark
Color Printer	Yellow	Blue	Black	Green	Green	Green	Green

Table: Options - Colors - Display, Part 2 of 4

Releases	Axes	Text	ShadowLines	GuideLines	Highlight	Selection	AreaFillBot	AreaFillTop
Green	Cyan	Green	Gray8Dark	Gray8Dark	Black	Black	Red	16744703
Gray4	Black	Black	Gray4	Gray4	Black	Black	Gray4	Gray8Dark
Green	Cyan	Green	Gray8Dark	Gray8Dark	Black	Black	Red	16744703

Table: Options - Colors - Display, Part 3 of 4

AreaFillSd	AreaEdge	SolidF1	SolidF2	SolidF3	SolidF4	SolidF5	SolidF6	SolidEdge
Black	DarkRed	Red	Blue	Green	Yellow	White	Cyan	DarkRed
Black	Black	GrayLight	Gray2	Gray3	Gray4	Gray5	Gray6	Black
Black	DarkRed	Red	Blue	Green	Yellow	White	Cyan	DarkRed

Table: Options - Colors - Display, Part 4 of 4

Floor	Background	BGLowLeft	BGLowRight	BGUpRight	Darkness
Black	Black	Black	Black	Black	0.500000
Black	White	Black	Black	Black	0.500000
Black	White	Black	Black	Black	0.500000

Table: Options - Colors - Output, Part 1 of 4

DeviceType	Contour1	Contour2	Contour3	Contour4	Contour5	Contour6	Contour7
Screen	13107400	6553828	Red	16639	Orange	43775	54527
Printer	Black	3158064	4210752	5263440	6316128	7368816	Gray8Dark
Color Printer	13107400	6553828	Red	16639	Orange	43775	54527

Table: Options - Colors - Output, Part 2 of 4

Contour8	Contour9	Contour10	Contour11	Contour12	Contour13	Contour14	Contour15	Transpare
Yellow	65408	Green	8453888	Cyan	16755200	16733440	Blue	0.500000
Gray7	Gray6	Gray5	Gray4	Gray3	Gray2	GrayLight	White	0.000000
Yellow	65408	Green	8453888	Cyan	16755200	16733440	Blue	0.500000

Table: Options - Colors - Output, Part 3 of 4

Ratio1	Ratio2	Ratio3	Ratio4	Ratio5	RatioNotD	RatioNotC	RatioVal1	RatioVal2
Cyan	Green	Yellow	Orange	Red	Gray4	Red	0.500000	0.700000
Gray2	Gray4	Gray8Dark	4210752	Black	Gray4	Black	0.500000	0.700000



Autorità Portuale di Taranto
 Interventi per il dragaggio di 2,3 M³ di sedimenti in area Molo Polisettoriale e per la realizzazione di un primo lotto della cassa di colmata funzionale all'ampliamento del V Sporgente del Porto di Taranto

Allegati alla relazione di calcolo strutturale allineamento "BC"

Data 05/2016
 Rev. B
 c.d.c.: C296A
 514B

Cyan Green Yellow Orange Red Gray4 Red 0.500000 0.700000

Table: Options - Colors - Output, Part 4 of 4

RatioVal3	RatioVal4	DFillPos	DFillNeg	DFillRPos	DFillRNeg
0.900000	1.000000	Yellow	Red	Blue	Cyan
0.900000	1.000000	Gray8Dark	Gray8Dark	4210752	4210752
0.900000	1.000000	Red	Red	Blue	Blue

Table: Preferences - Aluminum Design - AA-ASD 2000

THDesign	FrameType	SRatioLimit	MaxIter	LatFact	UseLatFact	Bridge
Envelopes	Moment Frame	1.000000	1	1.333333	No	No

Table: Preferences - Cold Formed Design - AISI-ASD96, Part 1 of 2

THDesign	FrameType	SRatioLimit	MaxIter	OmegaBS	OmegaBUS	OmegaBLTB	OmegaVS	OmegaVNS
Envelopes	Braced Frame	1.000000	1	1.670000	1.670000	1.670000	1.670000	1.500000

Table: Preferences - Cold Formed Design - AISI-ASD96, Part 2 of 2

OmegaT	OmegaC
1.670000	1.800000

Table: Preferences - Concrete Design - ACI 318-05/IBC2003, Part 1 of 2

THDesign	NumCurves	NumPoints	MinEccen	PatLLF	UFLimit	SeisCat	PhiT	PhiCTied
Envelopes	24	11	No	0.750000	0.950000	D	0.900000	0.650000

Table: Preferences - Concrete Design - ACI 318-05/IBC2003, Part 2 of 2

PhiCSpiral	PhiV	PhiVSeismic	PhiVJoint
0.700000	0.750000	0.600000	0.850000

Table: Preferences - Dimensional, Part 1 of 2

MergeTol m	FineGrid m	Nudge m	SelectTol	SnapTol	SLineThick	PLineThick	MaxFont	MinFont
0.001000	0.250000	0.250000	3	12	1	4	12	6

Table: Preferences - Dimensional, Part 2 of 2

AutoZoom	ShrinkFact	TextFileLen
10	70	240

Table: Preferences - Steel Design - AISC-LRFD93, Part 1 of 2

THDesign	FrameType	PatLLF	SRatioLimit	MaxIter	PhiB	PhiC	PhiT	PhiV
Envelopes	Moment Frame	0.750000	0.950000	1	0.900000	0.850000	0.900000	0.900000

Table: Preferences - Steel Design - AISC-LRFD93, Part 2 of 2

PhiCA	CheckDefl	DLRat	SDLAndLLRat	LLRat	TotalRat	NetRat
-------	-----------	-------	-------------	-------	----------	--------



Autorità Portuale di Taranto
Interventi per il dragaggio di 2,3 M m³ di sedimenti in area Molo Polisettoriale e per la realizzazione di un primo lotto della cassa di colmata funzionale all'ampliamento del V Sporgente del Porto di Taranto

Allegati alla relazione di calcolo strutturale allineamento "BC"

Data 05/2016
Rev. B
c.d.c.: C296A
514B

0.900000 Yes 120.000000 120.000000 360.000000 240.000000 240.000000

Table: Project Information

Item	Data
Company Name	
Client Name	
Project Name	
Project Number	
Model Name	
Model Description	
Revision Number	
Frame Type	
Engineer	
Checker	
Supervisor	
Issue Code	
Design Code	

Table: Material Properties 06 - Damping Parameters

Material	ModalRatio	VisMass 1/Sec	VisStiff Sec	HysMass 1/Sec2	HysStiff
STEEL	0.0000	0.0000	0.0000	0.0000	0.000000

Table: Element Stresses - Area Shells

Area	AreaElem	ShellType	Joint	OutputCase	CaseType	S11Top KN/m2	S12Top KN/m2
2	893	Shell-Thick	SX191	CEDIMENTI	LinStatic	5295.46	20070.89
2	893	Shell-Thick	SX177	CEDIMENTI	LinStatic	-1738.43	-5275.88
2	893	Shell-Thick	DX177	CEDIMENTI	LinStatic	1330.82	-5879.85
2	893	Shell-Thick	DX191	CEDIMENTI	LinStatic	-5542.48	19466.93
3	1	Shell-Thick	DX380	CEDIMENTI	LinStatic	-102807.68	-1415.14
3	1	Shell-Thick	DX367	CEDIMENTI	LinStatic	-96778.61	-1722.83
3	1	Shell-Thick	DX368	CEDIMENTI	LinStatic	22534.44	-5162.81
3	1	Shell-Thick	DX381	CEDIMENTI	LinStatic	20464.67	-4855.12
5	2	Shell-Thick	DX383	CEDIMENTI	LinStatic	-17989.15	-4704.25
5	2	Shell-Thick	DX370	CEDIMENTI	LinStatic	-20119.89	-5161.22
5	2	Shell-Thick	DX371	CEDIMENTI	LinStatic	80692.93	-2085.67
5	2	Shell-Thick	DX384	CEDIMENTI	LinStatic	86508.75	-1628.70
6	3	Shell-Thick	DX384	CEDIMENTI	LinStatic	-86350.93	-1685.69
6	3	Shell-Thick	DX371	CEDIMENTI	LinStatic	-80545.90	-2021.63
6	3	Shell-Thick	DX372	CEDIMENTI	LinStatic	19937.11	-5088.64
6	3	Shell-Thick	DX385	CEDIMENTI	LinStatic	17806.72	-4752.70
8	4	Shell-Thick	DX387	CEDIMENTI	LinStatic	-20341.28	-4780.22
8	4	Shell-Thick	DX374	CEDIMENTI	LinStatic	-22498.14	-5226.25
8	4	Shell-Thick	DX375	CEDIMENTI	LinStatic	98216.69	-1737.13
8	4	Shell-Thick	DX388	CEDIMENTI	LinStatic	104317.12	-1291.10
11	5	Shell-Thick	DX367	CEDIMENTI	LinStatic	-96137.68	-1708.73
11	5	Shell-Thick	DX354	CEDIMENTI	LinStatic	-90238.81	-2187.40
11	5	Shell-Thick	DX355	CEDIMENTI	LinStatic	23178.59	-6030.76
11	5	Shell-Thick	DX368	CEDIMENTI	LinStatic	21953.66	-5552.09
13	6	Shell-Thick	DX370	CEDIMENTI	LinStatic	-19575.75	-5570.18
13	6	Shell-Thick	DX357	CEDIMENTI	LinStatic	-20574.46	-6093.53
13	6	Shell-Thick	DX358	CEDIMENTI	LinStatic	74778.45	-2863.44
13	6	Shell-Thick	DX371	CEDIMENTI	LinStatic	80072.51	-2340.09
14	7	Shell-Thick	DX371	CEDIMENTI	LinStatic	-79942.36	-2271.82
14	7	Shell-Thick	DX358	CEDIMENTI	LinStatic	-74641.28	-2926.10
14	7	Shell-Thick	DX359	CEDIMENTI	LinStatic	20466.73	-6153.31
14	7	Shell-Thick	DX372	CEDIMENTI	LinStatic	19468.82	-5499.03
16	8	Shell-Thick	DX374	CEDIMENTI	LinStatic	-21866.62	-5628.31
16	8	Shell-Thick	DX361	CEDIMENTI	LinStatic	-23235.50	-5969.69
16	8	Shell-Thick	DX362	CEDIMENTI	LinStatic	91513.05	-2058.05
16	8	Shell-Thick	DX375	CEDIMENTI	LinStatic	97530.51	-1716.66
19	9	Shell-Thick	DX354	CEDIMENTI	LinStatic	-89600.87	-2521.13
19	9	Shell-Thick	DX341	CEDIMENTI	LinStatic	-83724.51	-2728.02
19	9	Shell-Thick	DX342	CEDIMENTI	LinStatic	23036.55	-6236.49
19	9	Shell-Thick	DX355	CEDIMENTI	LinStatic	22302.78	-6029.60
21	10	Shell-Thick	DX357	CEDIMENTI	LinStatic	-19868.38	-6183.57
21	10	Shell-Thick	DX344	CEDIMENTI	LinStatic	-20209.30	-6568.86
21	10	Shell-Thick	DX345	CEDIMENTI	LinStatic	69038.46	-3747.90



Autorità Portuale di Taranto
 Interventi per il dragaggio di 2,3 M³ di sedimenti in area Molo Polisettoriale e per la realizzazione di un primo lotto della cassa di colmata funzionale all'ampliamento del V Sporgente del Porto di Taranto

Allegati alla relazione di calcolo strutturale allineamento "BC"

Data 05/2016
 Rev. B
 c.d.c.: C296A
 514B

21	10	Shell-Thick	DX358	CEDIMENTI	LinStatic	74096.87	-3362.60
22	11	Shell-Thick	DX358	CEDIMENTI	LinStatic	-73937.26	-3431.88
22	11	Shell-Thick	DX345	CEDIMENTI	LinStatic	-68905.15	-3669.31
22	11	Shell-Thick	DX346	CEDIMENTI	LinStatic	20018.84	-6478.06
22	11	Shell-Thick	DX359	CEDIMENTI	LinStatic	19683.07	-6240.62
24	12	Shell-Thick	DX361	CEDIMENTI	LinStatic	-22420.62	-5887.56
24	12	Shell-Thick	DX348	CEDIMENTI	LinStatic	-22990.67	-6266.07
24	12	Shell-Thick	DX349	CEDIMENTI	LinStatic	85255.42	-2850.61
24	12	Shell-Thick	DX362	CEDIMENTI	LinStatic	90936.86	-2472.10
27	13	Shell-Thick	DX341	CEDIMENTI	LinStatic	-83083.77	-2818.47
27	13	Shell-Thick	DX328	CEDIMENTI	LinStatic	-77555.94	-3272.63
27	13	Shell-Thick	DX329	CEDIMENTI	LinStatic	22320.67	-6936.74
27	13	Shell-Thick	DX342	CEDIMENTI	LinStatic	22244.26	-6482.57
29	14	Shell-Thick	DX344	CEDIMENTI	LinStatic	-19556.27	-6904.32
29	14	Shell-Thick	DX331	CEDIMENTI	LinStatic	-19242.09	-7322.29
29	14	Shell-Thick	DX332	CEDIMENTI	LinStatic	63653.07	-4415.33
29	14	Shell-Thick	DX345	CEDIMENTI	LinStatic	68284.78	-3997.36
30	15	Shell-Thick	DX345	CEDIMENTI	LinStatic	-68169.18	-3908.31
30	15	Shell-Thick	DX332	CEDIMENTI	LinStatic	-63514.71	-4499.56
30	15	Shell-Thick	DX333	CEDIMENTI	LinStatic	19158.77	-7410.31
30	15	Shell-Thick	DX346	CEDIMENTI	LinStatic	19465.69	-6819.07
32	16	Shell-Thick	DX348	CEDIMENTI	LinStatic	-22122.65	-6625.38
32	16	Shell-Thick	DX335	CEDIMENTI	LinStatic	-22456.39	-6877.87
32	16	Shell-Thick	DX336	CEDIMENTI	LinStatic	78819.13	-3085.45
32	16	Shell-Thick	DX349	CEDIMENTI	LinStatic	84560.05	-2832.97
35	17	Shell-Thick	DX328	CEDIMENTI	LinStatic	-76893.98	-3485.05
35	17	Shell-Thick	DX315	CEDIMENTI	LinStatic	-71425.03	-3625.07
35	17	Shell-Thick	DX316	CEDIMENTI	LinStatic	21103.91	-7203.44
35	17	Shell-Thick	DX329	CEDIMENTI	LinStatic	21286.96	-7063.42
37	18	Shell-Thick	DX331	CEDIMENTI	LinStatic	-18495.45	-7498.35
37	18	Shell-Thick	DX318	CEDIMENTI	LinStatic	-17835.64	-7824.69
37	18	Shell-Thick	DX319	CEDIMENTI	LinStatic	58401.09	-5078.36
37	18	Shell-Thick	DX332	CEDIMENTI	LinStatic	62885.14	-4752.02
38	19	Shell-Thick	DX332	CEDIMENTI	LinStatic	-62724.12	-4849.69
38	19	Shell-Thick	DX319	CEDIMENTI	LinStatic	-58276.06	-4971.15
38	19	Shell-Thick	DX320	CEDIMENTI	LinStatic	17638.03	-7701.78
38	19	Shell-Thick	DX333	CEDIMENTI	LinStatic	18300.30	-7580.32
40	20	Shell-Thick	DX335	CEDIMENTI	LinStatic	-21531.84	-6843.81
40	20	Shell-Thick	DX322	CEDIMENTI	LinStatic	-21033.82	-7234.82
40	20	Shell-Thick	DX323	CEDIMENTI	LinStatic	73127.55	-3844.53
40	20	Shell-Thick	DX336	CEDIMENTI	LinStatic	78229.88	-3453.51
42	845	Shell-Thick	DX23	CEDIMENTI	LinStatic	134696.95	4517.18
42	845	Shell-Thick	DX36	CEDIMENTI	LinStatic	129320.43	3744.75
42	845	Shell-Thick	SX36	CEDIMENTI	LinStatic	-129291.62	3743.90
42	845	Shell-Thick	SX23	CEDIMENTI	LinStatic	-134703.58	4516.33
43	21	Shell-Thick	DX315	CEDIMENTI	LinStatic	-70762.44	-3770.26
43	21	Shell-Thick	DX302	CEDIMENTI	LinStatic	-65561.30	-4176.34
43	21	Shell-Thick	DX303	CEDIMENTI	LinStatic	19561.55	-7727.52
43	21	Shell-Thick	DX316	CEDIMENTI	LinStatic	20204.00	-7321.45
44	846	Shell-Thick	DX36	CEDIMENTI	LinStatic	126622.28	3855.00
44	846	Shell-Thick	DX49	CEDIMENTI	LinStatic	120216.49	3167.70
44	846	Shell-Thick	SX49	CEDIMENTI	LinStatic	-120206.01	3146.34
44	846	Shell-Thick	SX36	CEDIMENTI	LinStatic	-126591.92	3833.64
45	22	Shell-Thick	DX318	CEDIMENTI	LinStatic	-17134.04	-8020.74
45	22	Shell-Thick	DX305	CEDIMENTI	LinStatic	-15912.48	-8345.43
45	22	Shell-Thick	DX306	CEDIMENTI	LinStatic	53513.55	-5685.64
45	22	Shell-Thick	DX319	CEDIMENTI	LinStatic	57583.08	-5360.95
46	23	Shell-Thick	DX319	CEDIMENTI	LinStatic	-57478.87	-5238.17
46	23	Shell-Thick	DX306	CEDIMENTI	LinStatic	-53363.92	-5808.53
46	23	Shell-Thick	DX307	CEDIMENTI	LinStatic	15877.79	-8476.83
46	23	Shell-Thick	DX320	CEDIMENTI	LinStatic	17079.80	-7906.47
48	24	Shell-Thick	DX322	CEDIMENTI	LinStatic	-19999.18	-7550.35
48	24	Shell-Thick	DX309	CEDIMENTI	LinStatic	-19749.32	-7650.30
48	24	Shell-Thick	DX310	CEDIMENTI	LinStatic	66891.14	-3904.01
48	24	Shell-Thick	DX323	CEDIMENTI	LinStatic	72413.02	-3804.05
51	25	Shell-Thick	DX302	CEDIMENTI	LinStatic	-64974.97	-4312.84
51	25	Shell-Thick	DX289	CEDIMENTI	LinStatic	-59896.88	-4467.08
51	25	Shell-Thick	DX290	CEDIMENTI	LinStatic	17516.89	-8064.41
51	25	Shell-Thick	DX303	CEDIMENTI	LinStatic	18442.50	-7910.17
53	26	Shell-Thick	DX305	CEDIMENTI	LinStatic	-15134.66	-8555.94
53	26	Shell-Thick	DX292	CEDIMENTI	LinStatic	-13628.64	-8863.06
53	26	Shell-Thick	DX293	CEDIMENTI	LinStatic	48671.98	-6163.03
53	26	Shell-Thick	DX306	CEDIMENTI	LinStatic	52685.61	-5855.91
54	27	Shell-Thick	DX306	CEDIMENTI	LinStatic	-52517.45	-5997.12
54	27	Shell-Thick	DX293	CEDIMENTI	LinStatic	-48537.71	-6017.67
54	27	Shell-Thick	DX294	CEDIMENTI	LinStatic	13443.26	-8704.21
54	27	Shell-Thick	DX307	CEDIMENTI	LinStatic	14931.81	-8683.66
56	28	Shell-Thick	DX309	CEDIMENTI	LinStatic	-18819.36	-7636.79
56	28	Shell-Thick	DX296	CEDIMENTI	LinStatic	-17554.03	-8170.93
56	28	Shell-Thick	DX297	CEDIMENTI	LinStatic	61721.84	-4770.46
56	28	Shell-Thick	DX310	CEDIMENTI	LinStatic	66390.13	-4236.33

59	29	Shell-Thick	DX289	CEDIMENTI	LinStatic	-59186.60	-4729.85
59	29	Shell-Thick	DX276	CEDIMENTI	LinStatic	-54107.91	-4835.08
59	29	Shell-Thick	DX277	CEDIMENTI	LinStatic	15273.53	-8320.80
59	29	Shell-Thick	DX290	CEDIMENTI	LinStatic	16521.48	-8215.57
61	30	Shell-Thick	DX292	CEDIMENTI	LinStatic	-12874.71	-9036.21
61	30	Shell-Thick	DX279	CEDIMENTI	LinStatic	-10496.88	-8977.14
61	30	Shell-Thick	DX280	CEDIMENTI	LinStatic	44336.76	-6591.34
61	30	Shell-Thick	DX293	CEDIMENTI	LinStatic	47778.77	-6650.41
62	31	Shell-Thick	DX293	CEDIMENTI	LinStatic	-47673.06	-6486.71
62	31	Shell-Thick	DX280	CEDIMENTI	LinStatic	-44155.21	-6771.25
62	31	Shell-Thick	DX281	CEDIMENTI	LinStatic	10546.65	-9172.38
62	31	Shell-Thick	DX294	CEDIMENTI	LinStatic	12889.52	-8887.84
64	32	Shell-Thick	DX296	CEDIMENTI	LinStatic	-16342.35	-8529.96
64	32	Shell-Thick	DX283	CEDIMENTI	LinStatic	-15511.17	-8205.26
64	32	Shell-Thick	DX284	CEDIMENTI	LinStatic	55585.11	-4527.85
64	32	Shell-Thick	DX297	CEDIMENTI	LinStatic	60963.17	-4852.55
67	33	Shell-Thick	DX276	CEDIMENTI	LinStatic	-66947.60	-3364.95
67	33	Shell-Thick	DX263	CEDIMENTI	LinStatic	-60202.26	-3221.13
67	33	Shell-Thick	DX264	CEDIMENTI	LinStatic	19970.86	-9057.41
67	33	Shell-Thick	DX277	CEDIMENTI	LinStatic	17555.67	-9201.23
69	34	Shell-Thick	DX279	CEDIMENTI	LinStatic	-12168.78	-9861.40
69	34	Shell-Thick	DX266	CEDIMENTI	LinStatic	-14262.68	-9808.86
69	34	Shell-Thick	DX267	CEDIMENTI	LinStatic	48159.59	-4792.52
69	34	Shell-Thick	DX280	CEDIMENTI	LinStatic	54372.95	-4845.06
70	35	Shell-Thick	DX280	CEDIMENTI	LinStatic	-54149.49	-5083.73
70	35	Shell-Thick	DX267	CEDIMENTI	LinStatic	-47947.76	-4567.40
70	35	Shell-Thick	DX268	CEDIMENTI	LinStatic	14043.06	-9591.02
70	35	Shell-Thick	DX281	CEDIMENTI	LinStatic	11909.49	-10107.36
72	36	Shell-Thick	DX283	CEDIMENTI	LinStatic	-18226.85	-8821.78
72	36	Shell-Thick	DX270	CEDIMENTI	LinStatic	-20226.08	-9357.04
72	36	Shell-Thick	DX271	CEDIMENTI	LinStatic	62677.15	-3741.23
72	36	Shell-Thick	DX284	CEDIMENTI	LinStatic	68930.08	-3205.97
75	37	Shell-Thick	DX263	CEDIMENTI	LinStatic	-59525.72	-3411.52
75	37	Shell-Thick	DX250	CEDIMENTI	LinStatic	-53029.35	-3969.07
75	37	Shell-Thick	DX251	CEDIMENTI	LinStatic	20956.20	-9919.23
75	37	Shell-Thick	DX264	CEDIMENTI	LinStatic	18992.42	-9361.68
77	38	Shell-Thick	DX266	CEDIMENTI	LinStatic	-13508.26	-10020.66
77	38	Shell-Thick	DX253	CEDIMENTI	LinStatic	-14414.23	-10429.64
77	38	Shell-Thick	DX254	CEDIMENTI	LinStatic	41890.90	-5695.86
77	38	Shell-Thick	DX267	CEDIMENTI	LinStatic	47199.51	-5286.88
78	39	Shell-Thick	DX267	CEDIMENTI	LinStatic	-47028.66	-5056.69
78	39	Shell-Thick	DX254	CEDIMENTI	LinStatic	-41677.71	-5961.94
78	39	Shell-Thick	DX255	CEDIMENTI	LinStatic	14487.57	-10707.11
78	39	Shell-Thick	DX268	CEDIMENTI	LinStatic	13590.92	-9801.86
79	847	Shell-Thick	DX49	CEDIMENTI	LinStatic	116631.20	3259.40
79	847	Shell-Thick	DX62	CEDIMENTI	LinStatic	109569.72	2799.97
79	847	Shell-Thick	SX62	CEDIMENTI	LinStatic	-109542.66	2837.25
79	847	Shell-Thick	SX49	CEDIMENTI	LinStatic	-116623.48	3296.68
80	40	Shell-Thick	DX270	CEDIMENTI	LinStatic	-18842.88	-9957.97
80	40	Shell-Thick	DX257	CEDIMENTI	LinStatic	-21405.77	-9777.47
80	40	Shell-Thick	DX258	CEDIMENTI	LinStatic	54986.67	-3520.95
80	40	Shell-Thick	DX271	CEDIMENTI	LinStatic	61942.04	-3701.44
81	894	Shell-Thick	SX187	CEDIMENTI	LinStatic	5100.57	16448.49
81	894	Shell-Thick	SX173	CEDIMENTI	LinStatic	-70.01	-4984.98
81	894	Shell-Thick	DX173	CEDIMENTI	LinStatic	534.19	-4967.19
81	894	Shell-Thick	DX187	CEDIMENTI	LinStatic	-5158.95	16466.29
83	41	Shell-Thick	DX250	CEDIMENTI	LinStatic	-52321.70	-4071.62
83	41	Shell-Thick	DX237	CEDIMENTI	LinStatic	-45952.03	-4195.99
83	41	Shell-Thick	DX238	CEDIMENTI	LinStatic	21642.23	-10329.36
83	41	Shell-Thick	DX251	CEDIMENTI	LinStatic	19664.17	-10204.99
85	42	Shell-Thick	DX253	CEDIMENTI	LinStatic	-13423.07	-10836.56
85	42	Shell-Thick	DX240	CEDIMENTI	LinStatic	-14756.03	-10915.62
85	42	Shell-Thick	DX241	CEDIMENTI	LinStatic	35067.30	-5691.24
85	42	Shell-Thick	DX254	CEDIMENTI	LinStatic	40910.14	-5612.18
86	43	Shell-Thick	DX254	CEDIMENTI	LinStatic	-40693.98	-5864.80
86	43	Shell-Thick	DX241	CEDIMENTI	LinStatic	-34858.15	-5462.60
86	43	Shell-Thick	DX242	CEDIMENTI	LinStatic	14568.15	-10750.36
86	43	Shell-Thick	DX255	CEDIMENTI	LinStatic	13160.44	-11152.56
87	895	Shell-Thick	DX175	CEDIMENTI	LinStatic	-1626.54	-5596.32
87	895	Shell-Thick	SX175	CEDIMENTI	LinStatic	1561.81	-5513.69
87	895	Shell-Thick	SX187	CEDIMENTI	LinStatic	-5339.45	19806.61
87	895	Shell-Thick	DX187	CEDIMENTI	LinStatic	5389.68	19723.97
88	44	Shell-Thick	DX257	CEDIMENTI	LinStatic	-20703.55	-9824.46
88	44	Shell-Thick	DX244	CEDIMENTI	LinStatic	-22227.67	-10992.77
88	44	Shell-Thick	DX245	CEDIMENTI	LinStatic	48627.25	-5052.25
88	44	Shell-Thick	DX258	CEDIMENTI	LinStatic	54421.09	-3883.95
89	896	Shell-Thick	DX179	CEDIMENTI	LinStatic	-789.21	-5786.87
89	896	Shell-Thick	SX179	CEDIMENTI	LinStatic	62.46	-4248.86
89	896	Shell-Thick	SX191	CEDIMENTI	LinStatic	-4563.20	17227.31
89	896	Shell-Thick	DX191	CEDIMENTI	LinStatic	5482.78	15689.31
91	45	Shell-Thick	DX237	CEDIMENTI	LinStatic	-45236.66	-4382.58

91	45	Shell-Thick	DX224	CEDIMENTI	LinStatic	-39450.84	-4824.23
91	45	Shell-Thick	DX225	CEDIMENTI	LinStatic	22359.35	-10944.36
91	45	Shell-Thick	DX238	CEDIMENTI	LinStatic	20685.52	-10502.71
93	46	Shell-Thick	DX240	CEDIMENTI	LinStatic	-13990.12	-10734.58
93	46	Shell-Thick	DX227	CEDIMENTI	LinStatic	-14337.73	-11074.80
93	46	Shell-Thick	DX228	CEDIMENTI	LinStatic	29318.12	-6523.24
93	46	Shell-Thick	DX241	CEDIMENTI	LinStatic	34067.90	-6183.02
94	47	Shell-Thick	DX241	CEDIMENTI	LinStatic	-33891.22	-6009.35
94	47	Shell-Thick	DX228	CEDIMENTI	LinStatic	-29308.16	-6738.76
94	47	Shell-Thick	DX229	CEDIMENTI	LinStatic	14172.22	-11218.60
94	47	Shell-Thick	DX242	CEDIMENTI	LinStatic	14068.89	-10489.19
96	48	Shell-Thick	DX244	CEDIMENTI	LinStatic	-20597.00	-11486.88
96	48	Shell-Thick	DX231	CEDIMENTI	LinStatic	-22961.18	-10721.79
96	48	Shell-Thick	DX232	CEDIMENTI	LinStatic	41628.53	-4232.06
96	48	Shell-Thick	DX245	CEDIMENTI	LinStatic	47838.57	-4997.15
99	49	Shell-Thick	DX224	CEDIMENTI	LinStatic	-38820.42	-4863.82
99	49	Shell-Thick	DX211	CEDIMENTI	LinStatic	-32949.90	-4875.84
99	49	Shell-Thick	DX212	CEDIMENTI	LinStatic	23683.79	-11274.75
99	49	Shell-Thick	DX225	CEDIMENTI	LinStatic	21280.23	-11262.74
101	50	Shell-Thick	DX227	CEDIMENTI	LinStatic	-13257.46	-11623.03
101	50	Shell-Thick	DX214	CEDIMENTI	LinStatic	-14530.38	-11499.57
101	50	Shell-Thick	DX215	CEDIMENTI	LinStatic	22933.50	-6121.53
101	50	Shell-Thick	DX228	CEDIMENTI	LinStatic	28373.93	-6244.98
102	51	Shell-Thick	DX228	CEDIMENTI	LinStatic	-28357.16	-6312.47
102	51	Shell-Thick	DX215	CEDIMENTI	LinStatic	-22691.35	-6063.12
102	51	Shell-Thick	DX216	CEDIMENTI	LinStatic	14518.81	-11683.47
102	51	Shell-Thick	DX229	CEDIMENTI	LinStatic	12923.59	-11932.81
104	52	Shell-Thick	DX231	CEDIMENTI	LinStatic	-23046.22	-10730.75
104	52	Shell-Thick	DX218	CEDIMENTI	LinStatic	-24627.99	-12719.80
104	52	Shell-Thick	DX219	CEDIMENTI	LinStatic	36139.28	-6533.94
104	52	Shell-Thick	DX232	CEDIMENTI	LinStatic	41023.85	-4544.89
107	53	Shell-Thick	DX211	CEDIMENTI	LinStatic	-32416.09	-5075.02
107	53	Shell-Thick	DX198	CEDIMENTI	LinStatic	-27173.83	-5420.26
107	53	Shell-Thick	DX199	CEDIMENTI	LinStatic	25461.18	-11720.56
107	53	Shell-Thick	DX212	CEDIMENTI	LinStatic	22934.21	-11375.32
109	54	Shell-Thick	DX214	CEDIMENTI	LinStatic	-13877.47	-11171.60
109	54	Shell-Thick	DX201	CEDIMENTI	LinStatic	-14658.11	-11495.71
109	54	Shell-Thick	DX202	CEDIMENTI	LinStatic	17467.04	-7003.72
109	54	Shell-Thick	DX215	CEDIMENTI	LinStatic	22046.95	-6679.61
110	55	Shell-Thick	DX215	CEDIMENTI	LinStatic	-21821.74	-6784.83
110	55	Shell-Thick	DX202	CEDIMENTI	LinStatic	-17441.16	-6912.43
110	55	Shell-Thick	DX203	CEDIMENTI	LinStatic	14368.72	-11300.81
110	55	Shell-Thick	DX216	CEDIMENTI	LinStatic	13814.26	-11173.21
112	56	Shell-Thick	DX218	CEDIMENTI	LinStatic	-22748.96	-10886.73
112	56	Shell-Thick	DX205	CEDIMENTI	LinStatic	-17879.91	-9353.45
112	56	Shell-Thick	DX206	CEDIMENTI	LinStatic	37895.51	-7251.22
112	56	Shell-Thick	DX219	CEDIMENTI	LinStatic	35303.34	-8784.50
115	57	Shell-Thick	DX198	CEDIMENTI	LinStatic	-26604.65	-5379.31
115	57	Shell-Thick	DX185	CEDIMENTI	LinStatic	-22320.83	-5268.24
115	57	Shell-Thick	DX186	CEDIMENTI	LinStatic	27586.09	-11982.63
115	57	Shell-Thick	DX199	CEDIMENTI	LinStatic	24835.11	-12093.71
117	58	Shell-Thick	DX201	CEDIMENTI	LinStatic	-13774.82	-12434.82
117	58	Shell-Thick	DX188	CEDIMENTI	LinStatic	-14461.08	-12616.35
117	58	Shell-Thick	DX189	CEDIMENTI	LinStatic	12782.55	-6707.57
117	58	Shell-Thick	DX202	CEDIMENTI	LinStatic	16692.89	-6526.05
118	59	Shell-Thick	DX202	CEDIMENTI	LinStatic	-16683.52	-6386.11
118	59	Shell-Thick	DX189	CEDIMENTI	LinStatic	-12837.20	-6837.18
118	59	Shell-Thick	DX190	CEDIMENTI	LinStatic	14501.22	-12739.52
118	59	Shell-Thick	DX203	CEDIMENTI	LinStatic	13680.34	-12288.45
120	60	Shell-Thick	DX205	CEDIMENTI	LinStatic	-17874.54	-13610.81
120	60	Shell-Thick	DX192	CEDIMENTI	LinStatic	-27858.65	-13295.76
120	60	Shell-Thick	DX193	CEDIMENTI	LinStatic	25664.20	-2487.39
120	60	Shell-Thick	DX206	CEDIMENTI	LinStatic	37377.00	-2802.43
123	61	Shell-Thick	DX185	CEDIMENTI	LinStatic	-21828.14	-5009.90
123	61	Shell-Thick	DX172	CEDIMENTI	LinStatic	-16625.78	-7755.36
123	61	Shell-Thick	DX173	CEDIMENTI	LinStatic	32554.08	-13264.54
123	61	Shell-Thick	DX186	CEDIMENTI	LinStatic	27448.69	-10519.08
125	62	Shell-Thick	DX188	CEDIMENTI	LinStatic	-15275.35	-11747.64
125	62	Shell-Thick	DX175	CEDIMENTI	LinStatic	-17154.10	-14872.70
125	62	Shell-Thick	DX176	CEDIMENTI	LinStatic	7609.40	-11059.82
125	62	Shell-Thick	DX189	CEDIMENTI	LinStatic	12101.94	-7934.76
126	63	Shell-Thick	DX189	CEDIMENTI	LinStatic	-12229.70	-8060.21
126	63	Shell-Thick	DX176	CEDIMENTI	LinStatic	-7648.84	-10941.20
126	63	Shell-Thick	DX177	CEDIMENTI	LinStatic	17213.00	-14730.43
126	63	Shell-Thick	DX190	CEDIMENTI	LinStatic	15134.86	-11849.44
128	64	Shell-Thick	DX192	CEDIMENTI	LinStatic	-27823.55	-10099.68
128	64	Shell-Thick	DX179	CEDIMENTI	LinStatic	-34155.89	-13350.86
128	64	Shell-Thick	DX180	CEDIMENTI	LinStatic	19104.99	-7357.56
128	64	Shell-Thick	DX193	CEDIMENTI	LinStatic	25453.03	-4106.37
131	65	Shell-Thick	DX172	CEDIMENTI	LinStatic	-18871.62	-8272.76
131	65	Shell-Thick	DX159	CEDIMENTI	LinStatic	-9989.89	-9115.75

131	65	Shell-Thick	DX160	CEDIMENTI	LinStatic	28222.41	-10214.14
131	65	Shell-Thick	DX173	CEDIMENTI	LinStatic	34934.33	-9371.15
133	66	Shell-Thick	DX175	CEDIMENTI	LinStatic	-17537.47	-11645.33
133	66	Shell-Thick	DX162	CEDIMENTI	LinStatic	-13870.37	-12327.06
133	66	Shell-Thick	DX163	CEDIMENTI	LinStatic	1961.08	-14612.12
133	66	Shell-Thick	DX176	CEDIMENTI	LinStatic	7235.29	-13930.39
134	67	Shell-Thick	DX176	CEDIMENTI	LinStatic	-7348.71	-13790.93
134	67	Shell-Thick	DX163	CEDIMENTI	LinStatic	-2033.79	-14717.78
134	67	Shell-Thick	DX164	CEDIMENTI	LinStatic	14182.46	-12420.75
134	67	Shell-Thick	DX177	CEDIMENTI	LinStatic	17777.60	-11493.91
135	848	Shell-Thick	DX56	CEDIMENTI	LinStatic	-110134.32	2813.87
135	848	Shell-Thick	DX43	CEDIMENTI	LinStatic	-117244.83	3226.29
135	848	Shell-Thick	SX43	CEDIMENTI	LinStatic	116298.36	3311.08
135	848	Shell-Thick	SX56	CEDIMENTI	LinStatic	109241.86	2898.66
136	68	Shell-Thick	DX179	CEDIMENTI	LinStatic	-36699.34	-9072.62
136	68	Shell-Thick	DX166	CEDIMENTI	LinStatic	-29565.55	-9860.70
136	68	Shell-Thick	DX167	CEDIMENTI	LinStatic	13707.58	-9060.04
136	68	Shell-Thick	DX180	CEDIMENTI	LinStatic	21928.84	-8271.96
137	849	Shell-Thick	DX43	CEDIMENTI	LinStatic	-120810.90	3143.91
137	849	Shell-Thick	DX30	CEDIMENTI	LinStatic	-127300.95	3849.55
137	849	Shell-Thick	SX30	CEDIMENTI	LinStatic	126175.01	3952.58
137	849	Shell-Thick	SX43	CEDIMENTI	LinStatic	119860.12	3246.94
138	850	Shell-Thick	DX30	CEDIMENTI	LinStatic	-130004.49	3593.69
138	850	Shell-Thick	DX17	CEDIMENTI	LinStatic	-135633.17	4447.78
138	850	Shell-Thick	SX17	CEDIMENTI	LinStatic	134084.22	4677.74
138	850	Shell-Thick	SX30	CEDIMENTI	LinStatic	128872.91	3823.64
139	69	Shell-Thick	DX159	CEDIMENTI	LinStatic	-7116.64	-8043.44
139	69	Shell-Thick	DX146	CEDIMENTI	LinStatic	-556.94	-7624.25
139	69	Shell-Thick	DX147	CEDIMENTI	LinStatic	16457.39	-9085.36
139	69	Shell-Thick	DX160	CEDIMENTI	LinStatic	24247.53	-9504.55
141	70	Shell-Thick	DX162	CEDIMENTI	LinStatic	-11962.44	-12534.77
141	70	Shell-Thick	DX149	CEDIMENTI	LinStatic	-6382.00	-12442.71
141	70	Shell-Thick	DX150	CEDIMENTI	LinStatic	-3263.86	-14044.25
141	70	Shell-Thick	DX163	CEDIMENTI	LinStatic	-475.75	-14136.32
142	71	Shell-Thick	DX163	CEDIMENTI	LinStatic	427.29	-14233.52
142	71	Shell-Thick	DX150	CEDIMENTI	LinStatic	3250.96	-13926.73
142	71	Shell-Thick	DX151	CEDIMENTI	LinStatic	6618.41	-12322.45
142	71	Shell-Thick	DX164	CEDIMENTI	LinStatic	12150.48	-12629.24
144	72	Shell-Thick	DX166	CEDIMENTI	LinStatic	-25647.85	-9304.83
144	72	Shell-Thick	DX153	CEDIMENTI	LinStatic	-17842.11	-9133.73
144	72	Shell-Thick	DX154	CEDIMENTI	LinStatic	4479.05	-7718.35
144	72	Shell-Thick	DX167	CEDIMENTI	LinStatic	10966.54	-7889.45
147	73	Shell-Thick	DX146	CEDIMENTI	LinStatic	2820.18	-7848.29
147	73	Shell-Thick	DX133	CEDIMENTI	LinStatic	10082.49	-7809.88
147	73	Shell-Thick	DX134	CEDIMENTI	LinStatic	5448.51	-8896.30
147	73	Shell-Thick	DX147	CEDIMENTI	LinStatic	12102.66	-8934.71
148	851	Shell-Thick	DX60	CEDIMENTI	LinStatic	116606.62	-125.10
148	851	Shell-Thick	SX60	CEDIMENTI	LinStatic	-116541.65	-81.59
148	851	Shell-Thick	SX47	CEDIMENTI	LinStatic	-124459.19	-882.62
148	851	Shell-Thick	DX47	CEDIMENTI	LinStatic	124394.97	-926.13
149	74	Shell-Thick	DX149	CEDIMENTI	LinStatic	-4280.16	-12238.87
149	74	Shell-Thick	DX136	CEDIMENTI	LinStatic	78.90	-12060.29
149	74	Shell-Thick	DX137	CEDIMENTI	LinStatic	-9491.45	-14016.28
149	74	Shell-Thick	DX150	CEDIMENTI	LinStatic	-5669.43	-14194.86
149	75	Shell-Thick	DX150	CEDIMENTI	LinStatic	5633.96	-14084.20
150	75	Shell-Thick	DX137	CEDIMENTI	LinStatic	9418.10	-14107.00
150	75	Shell-Thick	DX138	CEDIMENTI	LinStatic	268.90	-12142.49
150	75	Shell-Thick	DX151	CEDIMENTI	LinStatic	4650.93	-12119.69
151	852	Shell-Thick	DX47	CEDIMENTI	LinStatic	127168.39	-779.26
151	852	Shell-Thick	SX47	CEDIMENTI	LinStatic	-127228.47	-806.89
151	852	Shell-Thick	SX34	CEDIMENTI	LinStatic	-134231.48	-1945.42
151	852	Shell-Thick	DX34	CEDIMENTI	LinStatic	134237.72	-1917.79
152	76	Shell-Thick	DX153	CEDIMENTI	LinStatic	-13480.79	-8974.57
152	76	Shell-Thick	DX140	CEDIMENTI	LinStatic	-6678.86	-8843.54
152	76	Shell-Thick	DX141	CEDIMENTI	LinStatic	-5848.96	-7822.50
152	76	Shell-Thick	DX154	CEDIMENTI	LinStatic	1042.40	-7953.53
153	853	Shell-Thick	DX34	CEDIMENTI	LinStatic	136873.38	-1884.17
153	853	Shell-Thick	SX34	CEDIMENTI	LinStatic	-136869.59	-1891.54
153	853	Shell-Thick	SX21	CEDIMENTI	LinStatic	-142840.99	-2721.40
153	853	Shell-Thick	DX21	CEDIMENTI	LinStatic	142745.35	-2714.04
155	77	Shell-Thick	DX133	CEDIMENTI	LinStatic	13397.99	-7583.02
155	77	Shell-Thick	DX120	CEDIMENTI	LinStatic	20477.94	-7494.43
155	77	Shell-Thick	DX121	CEDIMENTI	LinStatic	-5514.04	-8822.16
155	77	Shell-Thick	DX134	CEDIMENTI	LinStatic	1170.52	-8910.75
157	78	Shell-Thick	DX136	CEDIMENTI	LinStatic	2165.37	-12104.29
157	78	Shell-Thick	DX123	CEDIMENTI	LinStatic	6745.17	-11843.16
157	78	Shell-Thick	DX124	CEDIMENTI	LinStatic	-15314.33	-13415.79
157	78	Shell-Thick	DX137	CEDIMENTI	LinStatic	-11812.20	-13676.92
158	79	Shell-Thick	DX137	CEDIMENTI	LinStatic	11766.16	-13761.09
158	79	Shell-Thick	DX124	CEDIMENTI	LinStatic	15253.41	-13331.69
158	79	Shell-Thick	DX125	CEDIMENTI	LinStatic	-6512.07	-11764.12

158	79	Shell-Thick	DX138	CEDIMENTI	LinStatic	-1920.57	-12193.52
160	80	Shell-Thick	DX140	CEDIMENTI	LinStatic	-2476.07	-8956.20
160	80	Shell-Thick	DX127	CEDIMENTI	LinStatic	4089.94	-9058.21
160	80	Shell-Thick	DX128	CEDIMENTI	LinStatic	-16225.99	-7639.74
160	80	Shell-Thick	DX141	CEDIMENTI	LinStatic	-9078.64	-7537.74
162	854	Shell-Thick	DX58	CEDIMENTI	LinStatic	-116542.72	-91.20
162	854	Shell-Thick	DX45	CEDIMENTI	LinStatic	-124401.28	-897.66
162	854	Shell-Thick	SX45	CEDIMENTI	LinStatic	124578.00	-915.01
162	854	Shell-Thick	SX58	CEDIMENTI	LinStatic	116722.78	-108.55
163	81	Shell-Thick	DX120	CEDIMENTI	LinStatic	23866.02	-7554.72
163	81	Shell-Thick	DX107	CEDIMENTI	LinStatic	31030.54	-7412.46
163	81	Shell-Thick	DX108	CEDIMENTI	LinStatic	-16288.10	-8452.75
163	81	Shell-Thick	DX121	CEDIMENTI	LinStatic	-9737.01	-8595.01
164	855	Shell-Thick	DX45	CEDIMENTI	LinStatic	-127168.17	-783.57
164	855	Shell-Thick	DX32	CEDIMENTI	LinStatic	-134191.52	-1919.21
164	855	Shell-Thick	SX32	CEDIMENTI	LinStatic	134401.81	-1935.98
164	855	Shell-Thick	SX45	CEDIMENTI	LinStatic	127343.27	-800.34
165	82	Shell-Thick	DX123	CEDIMENTI	LinStatic	8875.74	-11504.20
165	82	Shell-Thick	DX110	CEDIMENTI	LinStatic	13225.51	-11087.20
165	82	Shell-Thick	DX111	CEDIMENTI	LinStatic	-21462.28	-12901.21
165	82	Shell-Thick	DX124	CEDIMENTI	LinStatic	-17650.26	-13318.22
166	83	Shell-Thick	DX124	CEDIMENTI	LinStatic	17564.72	-13239.20
166	83	Shell-Thick	DX111	CEDIMENTI	LinStatic	21331.83	-12982.66
166	83	Shell-Thick	DX112	CEDIMENTI	LinStatic	-12936.71	-11170.92
166	83	Shell-Thick	DX125	CEDIMENTI	LinStatic	-8547.16	-11427.46
167	856	Shell-Thick	DX32	CEDIMENTI	LinStatic	-136823.15	-1880.66
167	856	Shell-Thick	DX19	CEDIMENTI	LinStatic	-142740.07	-2707.37
167	856	Shell-Thick	SX19	CEDIMENTI	LinStatic	142972.94	-2732.45
167	856	Shell-Thick	SX32	CEDIMENTI	LinStatic	137035.17	-1905.74
168	84	Shell-Thick	DX127	CEDIMENTI	LinStatic	8305.57	-8753.04
168	84	Shell-Thick	DX114	CEDIMENTI	LinStatic	15046.22	-8484.87
168	84	Shell-Thick	DX115	CEDIMENTI	LinStatic	-26460.26	-7510.54
168	84	Shell-Thick	DX128	CEDIMENTI	LinStatic	-19687.47	-7778.70
171	85	Shell-Thick	DX107	CEDIMENTI	LinStatic	34574.15	-7167.39
171	85	Shell-Thick	DX94	CEDIMENTI	LinStatic	41526.35	-6896.37
171	85	Shell-Thick	DX95	CEDIMENTI	LinStatic	-27403.34	-8224.98
171	85	Shell-Thick	DX108	CEDIMENTI	LinStatic	-20456.59	-8496.00
172	725	Shell-Thick	DX388	CEDIMENTI	LinStatic	-51099.47	6702.15
172	725	Shell-Thick	DX375	CEDIMENTI	LinStatic	-41608.45	-6720.57
172	725	Shell-Thick	DX376	CEDIMENTI	LinStatic	4121.02	-6471.64
172	725	Shell-Thick	DX389	CEDIMENTI	LinStatic	2724.32	6951.07
173	86	Shell-Thick	DX110	CEDIMENTI	LinStatic	15394.88	-11013.23
173	86	Shell-Thick	DX97	CEDIMENTI	LinStatic	19908.75	-10565.39
173	86	Shell-Thick	DX98	CEDIMENTI	LinStatic	-27597.34	-12013.01
173	86	Shell-Thick	DX111	CEDIMENTI	LinStatic	-23795.29	-12460.85
174	87	Shell-Thick	DX111	CEDIMENTI	LinStatic	23686.38	-12537.28
174	87	Shell-Thick	DX98	CEDIMENTI	LinStatic	27467.35	-11947.36
174	87	Shell-Thick	DX99	CEDIMENTI	LinStatic	-19724.58	-10509.51
174	87	Shell-Thick	DX112	CEDIMENTI	LinStatic	-15196.10	-11099.43
175	726	Shell-Thick	DX389	CEDIMENTI	LinStatic	1375.71	-741.03
175	726	Shell-Thick	DX376	CEDIMENTI	LinStatic	181.79	1187.64
175	726	Shell-Thick	DX377	CEDIMENTI	LinStatic	143.23	557.45
175	726	Shell-Thick	DX390	CEDIMENTI	LinStatic	1127.93	-1371.21
176	88	Shell-Thick	DX114	CEDIMENTI	LinStatic	19132.27	-8593.46
176	88	Shell-Thick	DX101	CEDIMENTI	LinStatic	26021.03	-8458.90
176	88	Shell-Thick	DX102	CEDIMENTI	LinStatic	-36851.01	-7072.84
176	88	Shell-Thick	DX115	CEDIMENTI	LinStatic	-29922.32	-7207.41
178	857	Shell-Thick	DX60	CEDIMENTI	LinStatic	113427.76	-63.59
178	857	Shell-Thick	DX73	CEDIMENTI	LinStatic	104951.49	501.54
178	857	Shell-Thick	SX73	CEDIMENTI	LinStatic	-105048.68	440.23
178	857	Shell-Thick	SX60	CEDIMENTI	LinStatic	-113359.21	-124.89
179	89	Shell-Thick	DX94	CEDIMENTI	LinStatic	45206.84	-6890.20
179	89	Shell-Thick	DX81	CEDIMENTI	LinStatic	52494.60	-6419.58
179	89	Shell-Thick	DX82	CEDIMENTI	LinStatic	-38483.04	-7454.27
179	89	Shell-Thick	DX95	CEDIMENTI	LinStatic	-31603.70	-7924.89
180	727	Shell-Thick	DX375	CEDIMENTI	LinStatic	-40318.51	-6799.95
180	727	Shell-Thick	DX362	CEDIMENTI	LinStatic	-37029.80	6939.43
180	727	Shell-Thick	DX363	CEDIMENTI	LinStatic	1215.02	7288.21
180	727	Shell-Thick	DX376	CEDIMENTI	LinStatic	1136.69	-6451.17
181	90	Shell-Thick	DX97	CEDIMENTI	LinStatic	22194.06	-10168.72
181	90	Shell-Thick	DX84	CEDIMENTI	LinStatic	26747.75	-9574.17
181	90	Shell-Thick	DX85	CEDIMENTI	LinStatic	-34060.75	-11180.43
181	90	Shell-Thick	DX98	CEDIMENTI	LinStatic	-30002.50	-11774.98
182	91	Shell-Thick	DX98	CEDIMENTI	LinStatic	29846.69	-11713.41
182	91	Shell-Thick	DX85	CEDIMENTI	LinStatic	33864.87	-11243.02
182	91	Shell-Thick	DX86	CEDIMENTI	LinStatic	-26522.19	-9639.09
182	91	Shell-Thick	DX99	CEDIMENTI	LinStatic	-21933.91	-10109.47
183	728	Shell-Thick	DX376	CEDIMENTI	LinStatic	-1496.38	1138.49
183	728	Shell-Thick	DX363	CEDIMENTI	LinStatic	-80.91	-523.15
183	728	Shell-Thick	DX364	CEDIMENTI	LinStatic	-244.65	-1114.94
183	728	Shell-Thick	DX377	CEDIMENTI	LinStatic	-1383.23	546.71

184	92	Shell-Thick	DX101	CEDIMENTI	LinStatic	30204.46	-8102.66
184	92	Shell-Thick	DX88	CEDIMENTI	LinStatic	37235.68	-7489.92
184	92	Shell-Thick	DX89	CEDIMENTI	LinStatic	-47521.74	-6492.91
184	92	Shell-Thick	DX102	CEDIMENTI	LinStatic	-40589.57	-7105.65
185	858	Shell-Thick	DX75	CEDIMENTI	LinStatic	98380.59	2468.08
185	858	Shell-Thick	SX75	CEDIMENTI	LinStatic	-98373.83	2415.30
185	858	Shell-Thick	SX62	CEDIMENTI	LinStatic	-105883.03	2775.26
185	858	Shell-Thick	DX62	CEDIMENTI	LinStatic	105911.31	2828.05
186	859	Shell-Thick	DX58	CEDIMENTI	LinStatic	-113367.08	-90.81
186	859	Shell-Thick	SX58	CEDIMENTI	LinStatic	113547.94	-95.69
186	859	Shell-Thick	SX71	CEDIMENTI	LinStatic	105130.56	472.46
186	859	Shell-Thick	DX71	CEDIMENTI	LinStatic	-104992.98	477.34
187	93	Shell-Thick	DX81	CEDIMENTI	LinStatic	56254.07	-6143.91
187	93	Shell-Thick	DX68	CEDIMENTI	LinStatic	63570.68	-5656.63
187	93	Shell-Thick	DX69	CEDIMENTI	LinStatic	-50025.86	-6924.12
187	93	Shell-Thick	DX82	CEDIMENTI	LinStatic	-42715.93	-7411.40
188	729	Shell-Thick	DX362	CEDIMENTI	LinStatic	-36443.80	6650.92
188	729	Shell-Thick	DX349	CEDIMENTI	LinStatic	-35855.74	-7643.57
188	729	Shell-Thick	DX350	CEDIMENTI	LinStatic	1651.73	-6591.11
188	729	Shell-Thick	DX363	CEDIMENTI	LinStatic	2785.76	7703.38
189	94	Shell-Thick	DX84	CEDIMENTI	LinStatic	29120.87	-9395.47
189	94	Shell-Thick	DX71	CEDIMENTI	LinStatic	34013.19	-8757.09
189	94	Shell-Thick	DX72	CEDIMENTI	LinStatic	-40631.02	-10017.38
189	94	Shell-Thick	DX85	CEDIMENTI	LinStatic	-36520.82	-10655.75
190	95	Shell-Thick	DX85	CEDIMENTI	LinStatic	36347.88	-10714.88
190	95	Shell-Thick	DX72	CEDIMENTI	LinStatic	40444.11	-9954.99
190	95	Shell-Thick	DX73	CEDIMENTI	LinStatic	-33856.92	-8697.85
190	95	Shell-Thick	DX86	CEDIMENTI	LinStatic	-28964.73	-9457.75
191	730	Shell-Thick	DX363	CEDIMENTI	LinStatic	1874.54	-483.90
191	730	Shell-Thick	DX350	CEDIMENTI	LinStatic	-161.14	1601.97
191	730	Shell-Thick	DX351	CEDIMENTI	LinStatic	-186.57	958.41
191	730	Shell-Thick	DX364	CEDIMENTI	LinStatic	1551.84	-1127.45
192	96	Shell-Thick	DX88	CEDIMENTI	LinStatic	41388.99	-7494.85
192	96	Shell-Thick	DX75	CEDIMENTI	LinStatic	48601.12	-7071.37
192	96	Shell-Thick	DX76	CEDIMENTI	LinStatic	-58516.68	-5728.43
192	96	Shell-Thick	DX89	CEDIMENTI	LinStatic	-51223.05	-6151.92
193	860	Shell-Thick	DX56	CEDIMENTI	LinStatic	-106486.03	2790.34
193	860	Shell-Thick	SX56	CEDIMENTI	LinStatic	105591.00	2880.90
193	860	Shell-Thick	SX69	CEDIMENTI	LinStatic	98126.61	2529.07
193	860	Shell-Thick	DX69	CEDIMENTI	LinStatic	-98868.05	2438.51
195	97	Shell-Thick	DX68	CEDIMENTI	LinStatic	67647.46	-5541.13
195	97	Shell-Thick	DX55	CEDIMENTI	LinStatic	75168.67	-4728.45
195	97	Shell-Thick	DX56	CEDIMENTI	LinStatic	-62065.68	-5880.40
195	97	Shell-Thick	DX69	CEDIMENTI	LinStatic	-54406.78	-6693.08
196	731	Shell-Thick	DX349	CEDIMENTI	LinStatic	-35372.85	-7689.35
196	731	Shell-Thick	DX336	CEDIMENTI	LinStatic	-36924.63	6984.64
196	731	Shell-Thick	DX337	CEDIMENTI	LinStatic	-2398.51	8134.71
196	731	Shell-Thick	DX350	CEDIMENTI	LinStatic	-373.40	-6539.27
197	98	Shell-Thick	DX71	CEDIMENTI	LinStatic	36531.13	-8320.98
197	98	Shell-Thick	DX58	CEDIMENTI	LinStatic	41831.35	-7581.24
197	98	Shell-Thick	DX59	CEDIMENTI	LinStatic	-47486.96	-8922.99
197	98	Shell-Thick	DX72	CEDIMENTI	LinStatic	-43227.34	-9662.73
198	99	Shell-Thick	DX72	CEDIMENTI	LinStatic	43017.17	-9603.06
198	99	Shell-Thick	DX59	CEDIMENTI	LinStatic	47275.90	-8967.63
198	99	Shell-Thick	DX60	CEDIMENTI	LinStatic	-41582.75	-7622.63
198	99	Shell-Thick	DX73	CEDIMENTI	LinStatic	-36299.83	-8258.06
199	732	Shell-Thick	DX350	CEDIMENTI	LinStatic	-1830.53	1777.40
199	732	Shell-Thick	DX337	CEDIMENTI	LinStatic	194.89	-500.98
199	732	Shell-Thick	DX338	CEDIMENTI	LinStatic	-85.98	-1508.80
199	732	Shell-Thick	DX351	CEDIMENTI	LinStatic	-1648.02	769.58
200	100	Shell-Thick	DX75	CEDIMENTI	LinStatic	52964.17	-6739.44
200	100	Shell-Thick	DX62	CEDIMENTI	LinStatic	60796.57	-5729.42
200	100	Shell-Thick	DX63	CEDIMENTI	LinStatic	-69725.65	-4668.33
200	100	Shell-Thick	DX76	CEDIMENTI	LinStatic	-62625.10	-5678.36
201	861	Shell-Thick	DX75	CEDIMENTI	LinStatic	94651.93	2347.14
201	861	Shell-Thick	DX88	CEDIMENTI	LinStatic	86866.03	2184.07
201	861	Shell-Thick	SX88	CEDIMENTI	LinStatic	-86822.03	2247.66
201	861	Shell-Thick	SX75	CEDIMENTI	LinStatic	-94646.62	2410.74
202	862	Shell-Thick	DX88	CEDIMENTI	LinStatic	82975.37	2129.98
202	862	Shell-Thick	DX101	CEDIMENTI	LinStatic	75002.64	1833.78
202	862	Shell-Thick	SX101	CEDIMENTI	LinStatic	-74989.38	1754.22
202	862	Shell-Thick	SX88	CEDIMENTI	LinStatic	-82930.57	2050.41
203	101	Shell-Thick	DX55	CEDIMENTI	LinStatic	79521.31	-4380.32
203	101	Shell-Thick	DX42	CEDIMENTI	LinStatic	87500.75	-3071.40
203	101	Shell-Thick	DX43	CEDIMENTI	LinStatic	-74592.95	-4411.32
203	101	Shell-Thick	DX56	CEDIMENTI	LinStatic	-66655.10	-5720.24
204	733	Shell-Thick	DX336	CEDIMENTI	LinStatic	-36220.45	7419.48
204	733	Shell-Thick	DX323	CEDIMENTI	LinStatic	-25941.89	-9305.69
204	733	Shell-Thick	DX324	CEDIMENTI	LinStatic	4954.14	-8777.77
204	733	Shell-Thick	DX337	CEDIMENTI	LinStatic	-538.38	7947.40
205	102	Shell-Thick	DX58	CEDIMENTI	LinStatic	44447.76	-7361.00



Autorità Portuale di Taranto
Interventi per il dragaggio di 2,3 M³ di sedimenti in area Molo Polisettoriale e per la realizzazione di un primo lotto della cassa di colmata funzionale all'ampliamento del V Sporgente del Porto di Taranto

Allegati alla relazione di calcolo strutturale allineamento "BC"

Data 05/2016
Rev. B
c.d.c.: C296A
514B

205	102	Shell-Thick	DX45	CEDIMENTI	LinStatic	50413.99	-6554.78
205	102	Shell-Thick	DX46	CEDIMENTI	LinStatic	-54545.96	-7600.00
205	102	Shell-Thick	DX59	CEDIMENTI	LinStatic	-50220.94	-8406.22
206	103	Shell-Thick	DX59	CEDIMENTI	LinStatic	50030.23	-8448.64
206	103	Shell-Thick	DX46	CEDIMENTI	LinStatic	54392.07	-7538.25
206	103	Shell-Thick	DX47	CEDIMENTI	LinStatic	-50148.61	-6492.50
206	103	Shell-Thick	DX60	CEDIMENTI	LinStatic	-44247.97	-7402.89
207	734	Shell-Thick	DX337	CEDIMENTI	LinStatic	2470.52	-551.72
207	734	Shell-Thick	DX324	CEDIMENTI	LinStatic	211.90	-228.50
207	734	Shell-Thick	DX325	CEDIMENTI	LinStatic	355.75	-1117.42
207	734	Shell-Thick	DX338	CEDIMENTI	LinStatic	2088.73	-1440.63
208	104	Shell-Thick	DX62	CEDIMENTI	LinStatic	65313.27	-5579.06
208	104	Shell-Thick	DX49	CEDIMENTI	LinStatic	73159.69	-4249.92
208	104	Shell-Thick	DX50	CEDIMENTI	LinStatic	-81858.28	-2962.83
208	104	Shell-Thick	DX63	CEDIMENTI	LinStatic	-73957.90	-4291.98
209	863	Shell-Thick	DX101	CEDIMENTI	LinStatic	71091.15	1707.74
209	863	Shell-Thick	DX114	CEDIMENTI	LinStatic	63149.58	1595.25
209	863	Shell-Thick	SX114	CEDIMENTI	LinStatic	-63070.55	1677.23
209	863	Shell-Thick	SX101	CEDIMENTI	LinStatic	-71078.13	1789.73
211	105	Shell-Thick	DX42	CEDIMENTI	LinStatic	91978.46	-2734.13
211	105	Shell-Thick	DX29	CEDIMENTI	LinStatic	100624.13	-1228.66
211	105	Shell-Thick	DX30	CEDIMENTI	LinStatic	-87663.80	-2474.50
211	105	Shell-Thick	DX43	CEDIMENTI	LinStatic	-79599.23	-3979.96
212	735	Shell-Thick	DX323	CEDIMENTI	LinStatic	-25205.58	-9984.82
212	735	Shell-Thick	DX310	CEDIMENTI	LinStatic	-29452.40	8615.15
212	735	Shell-Thick	DX311	CEDIMENTI	LinStatic	-784.02	10347.70
212	735	Shell-Thick	DX324	CEDIMENTI	LinStatic	2399.85	-8252.26
213	106	Shell-Thick	DX45	CEDIMENTI	LinStatic	53402.76	-6158.70
213	106	Shell-Thick	DX32	CEDIMENTI	LinStatic	59210.15	-4893.08
213	106	Shell-Thick	DX33	CEDIMENTI	LinStatic	-63049.45	-5789.42
213	106	Shell-Thick	DX46	CEDIMENTI	LinStatic	-57529.69	-7055.04
214	107	Shell-Thick	DX46	CEDIMENTI	LinStatic	57351.15	-6994.70
214	107	Shell-Thick	DX33	CEDIMENTI	LinStatic	62918.88	-5829.23
214	107	Shell-Thick	DX34	CEDIMENTI	LinStatic	-58794.06	-4922.13
214	107	Shell-Thick	DX47	CEDIMENTI	LinStatic	-53063.98	-6087.60
215	736	Shell-Thick	DX324	CEDIMENTI	LinStatic	-1802.88	-123.96
215	736	Shell-Thick	DX311	CEDIMENTI	LinStatic	-1728.67	1794.93
215	736	Shell-Thick	DX312	CEDIMENTI	LinStatic	-1896.94	663.59
215	736	Shell-Thick	DX325	CEDIMENTI	LinStatic	-1765.47	-1255.31
216	108	Shell-Thick	DX49	CEDIMENTI	LinStatic	78146.66	-3758.18
216	108	Shell-Thick	DX36	CEDIMENTI	LinStatic	86007.47	-2236.01
216	108	Shell-Thick	DX37	CEDIMENTI	LinStatic	-94832.84	-1091.86
216	108	Shell-Thick	DX50	CEDIMENTI	LinStatic	-86187.55	-2614.04
217	864	Shell-Thick	DX73	CEDIMENTI	LinStatic	101680.49	478.38
217	864	Shell-Thick	DX86	CEDIMENTI	LinStatic	93047.36	1009.62
217	864	Shell-Thick	SX86	CEDIMENTI	LinStatic	-92929.02	1094.81
217	864	Shell-Thick	SX73	CEDIMENTI	LinStatic	-101780.73	563.57
218	865	Shell-Thick	DX86	CEDIMENTI	LinStatic	89630.63	1170.70
218	865	Shell-Thick	DX99	CEDIMENTI	LinStatic	80561.65	1531.60
218	865	Shell-Thick	SX99	CEDIMENTI	LinStatic	-80727.55	1436.75
218	865	Shell-Thick	SX86	CEDIMENTI	LinStatic	-89509.06	1075.85
219	109	Shell-Thick	DX29	CEDIMENTI	LinStatic	104903.43	-1577.73
219	109	Shell-Thick	DX16	CEDIMENTI	LinStatic	107927.30	-383.74
219	109	Shell-Thick	DX17	CEDIMENTI	LinStatic	-107197.42	-1321.10
219	109	Shell-Thick	DX30	CEDIMENTI	LinStatic	-92354.31	-2515.09
220	737	Shell-Thick	DX310	CEDIMENTI	LinStatic	-29575.36	8557.19
220	737	Shell-Thick	DX297	CEDIMENTI	LinStatic	-34747.05	-11200.65
220	737	Shell-Thick	DX298	CEDIMENTI	LinStatic	-45.04	-9109.84
220	737	Shell-Thick	DX311	CEDIMENTI	LinStatic	2583.48	10648.00
221	110	Shell-Thick	DX32	CEDIMENTI	LinStatic	62265.19	-4026.27
221	110	Shell-Thick	DX19	CEDIMENTI	LinStatic	72565.89	-3002.73
221	110	Shell-Thick	DX20	CEDIMENTI	LinStatic	-68824.01	-3804.44
221	110	Shell-Thick	DX33	CEDIMENTI	LinStatic	-66338.09	-4827.98
222	111	Shell-Thick	DX33	CEDIMENTI	LinStatic	66221.52	-4866.75
222	111	Shell-Thick	DX20	CEDIMENTI	LinStatic	68801.00	-3745.75
222	111	Shell-Thick	DX21	CEDIMENTI	LinStatic	-72071.14	-2946.09
222	111	Shell-Thick	DX34	CEDIMENTI	LinStatic	-61889.88	-4067.10
223	738	Shell-Thick	DX311	CEDIMENTI	LinStatic	1105.96	2028.53
223	738	Shell-Thick	DX298	CEDIMENTI	LinStatic	2961.76	-417.65
223	738	Shell-Thick	DX299	CEDIMENTI	LinStatic	2682.89	-1916.00
223	738	Shell-Thick	DX312	CEDIMENTI	LinStatic	1176.91	530.19
224	112	Shell-Thick	DX36	CEDIMENTI	LinStatic	90614.48	-2274.61
224	112	Shell-Thick	DX23	CEDIMENTI	LinStatic	106019.33	-1346.75
224	112	Shell-Thick	DX24	CEDIMENTI	LinStatic	-101268.72	-657.77
224	112	Shell-Thick	DX37	CEDIMENTI	LinStatic	-98933.98	-1585.63
225	866	Shell-Thick	DX99	CEDIMENTI	LinStatic	77117.49	1513.38
225	866	Shell-Thick	DX112	CEDIMENTI	LinStatic	68288.94	1917.79
225	866	Shell-Thick	SX112	CEDIMENTI	LinStatic	-68102.12	2040.37
225	866	Shell-Thick	SX99	CEDIMENTI	LinStatic	-77286.05	1635.97
228	739	Shell-Thick	DX297	CEDIMENTI	LinStatic	-34280.99	-10985.16
228	739	Shell-Thick	DX284	CEDIMENTI	LinStatic	-30558.50	8747.05



Autorità Portuale di Taranto
Interventi per il dragaggio di 2,3 M³ di sedimenti in area Molo Polisettoriale e per la realizzazione di un primo lotto della cassa di colmata funzionale all'ampliamento del V Sporgente del Porto di Taranto

Allegati alla relazione di calcolo strutturale allineamento "BC"

Data 05/2016
Rev. B
c.d.c.: C296A
514B

228	739	Shell-Thick	DX285	CEDIMENTI	LinStatic	-2054.20	10172.22
228	739	Shell-Thick	DX298	CEDIMENTI	LinStatic	-2446.99	-9559.99
231	740	Shell-Thick	DX298	CEDIMENTI	LinStatic	813.27	-891.96
231	740	Shell-Thick	DX285	CEDIMENTI	LinStatic	-4766.63	1042.99
231	740	Shell-Thick	DX286	CEDIMENTI	LinStatic	-4529.23	223.05
231	740	Shell-Thick	DX299	CEDIMENTI	LinStatic	367.71	-1711.91
233	867	Shell-Thick	DX71	CEDIMENTI	LinStatic	-101727.36	526.20
233	867	Shell-Thick	SX71	CEDIMENTI	LinStatic	101866.13	517.15
233	867	Shell-Thick	SX84	CEDIMENTI	LinStatic	93139.78	1050.37
233	867	Shell-Thick	DX84	CEDIMENTI	LinStatic	-92968.53	1059.43
234	741	Shell-Thick	DX284	CEDIMENTI	LinStatic	-36824.08	12254.89
234	741	Shell-Thick	DX271	CEDIMENTI	LinStatic	-32388.63	-12591.58
234	741	Shell-Thick	DX272	CEDIMENTI	LinStatic	4870.59	-12415.46
234	741	Shell-Thick	DX285	CEDIMENTI	LinStatic	253.51	12431.01
235	113	Shell-Thick	SX378	CEDIMENTI	LinStatic	-562.10	29.34
235	113	Shell-Thick	SX365	CEDIMENTI	LinStatic	556.53	492.07
235	113	Shell-Thick	SX366	CEDIMENTI	LinStatic	715.12	-363.17
235	113	Shell-Thick	SX379	CEDIMENTI	LinStatic	-538.97	-825.90
236	114	Shell-Thick	SX379	CEDIMENTI	LinStatic	-1526.94	-522.78
236	114	Shell-Thick	SX366	CEDIMENTI	LinStatic	-3316.13	-848.24
236	114	Shell-Thick	SX367	CEDIMENTI	LinStatic	37512.06	606.24
236	114	Shell-Thick	SX380	CEDIMENTI	LinStatic	47745.94	931.70
237	115	Shell-Thick	SX380	CEDIMENTI	LinStatic	-107495.11	2017.62
237	115	Shell-Thick	SX367	CEDIMENTI	LinStatic	-100969.25	2464.55
237	115	Shell-Thick	SX368	CEDIMENTI	LinStatic	21718.15	839.08
237	115	Shell-Thick	SX381	CEDIMENTI	LinStatic	19150.16	392.15
238	742	Shell-Thick	DX285	CEDIMENTI	LinStatic	-2272.55	1696.39
238	742	Shell-Thick	DX272	CEDIMENTI	LinStatic	6121.60	-1571.17
238	742	Shell-Thick	DX273	CEDIMENTI	LinStatic	5887.50	-2969.08
238	742	Shell-Thick	DX286	CEDIMENTI	LinStatic	-1648.05	298.47
239	116	Shell-Thick	SX383	CEDIMENTI	LinStatic	-17573.44	371.40
239	116	Shell-Thick	SX370	CEDIMENTI	LinStatic	-19628.96	986.79
239	116	Shell-Thick	SX371	CEDIMENTI	LinStatic	80658.75	2650.06
239	116	Shell-Thick	SX384	CEDIMENTI	LinStatic	86387.77	2034.67
240	117	Shell-Thick	SX384	CEDIMENTI	LinStatic	-86570.96	2091.08
240	117	Shell-Thick	SX371	CEDIMENTI	LinStatic	-80832.37	2587.23
240	117	Shell-Thick	SX372	CEDIMENTI	LinStatic	19831.56	916.26
240	117	Shell-Thick	SX385	CEDIMENTI	LinStatic	17776.32	420.10
241	743	Shell-Thick	DX271	CEDIMENTI	LinStatic	-31360.47	-13009.45
241	743	Shell-Thick	DX258	CEDIMENTI	LinStatic	-33122.68	13323.72
241	743	Shell-Thick	DX259	CEDIMENTI	LinStatic	-3349.86	14039.19
241	743	Shell-Thick	DX272	CEDIMENTI	LinStatic	1081.03	-12293.98
242	118	Shell-Thick	SX387	CEDIMENTI	LinStatic	-19436.51	336.07
242	118	Shell-Thick	SX374	CEDIMENTI	LinStatic	-21899.49	893.94
242	118	Shell-Thick	SX375	CEDIMENTI	LinStatic	98892.56	2465.09
242	118	Shell-Thick	SX388	CEDIMENTI	LinStatic	105314.50	1907.22
243	744	Shell-Thick	DX272	CEDIMENTI	LinStatic	3063.91	-2842.20
243	744	Shell-Thick	DX259	CEDIMENTI	LinStatic	-9447.00	4244.49
243	744	Shell-Thick	DX260	CEDIMENTI	LinStatic	-8926.80	5085.20
243	744	Shell-Thick	DX273	CEDIMENTI	LinStatic	2029.13	-2001.49
244	745	Shell-Thick	DX258	CEDIMENTI	LinStatic	-33632.07	13391.42
244	745	Shell-Thick	DX245	CEDIMENTI	LinStatic	-37072.92	-14608.32
244	745	Shell-Thick	DX246	CEDIMENTI	LinStatic	4005.54	-13731.91
244	745	Shell-Thick	DX259	CEDIMENTI	LinStatic	1470.85	14267.83
245	119	Shell-Thick	SX365	CEDIMENTI	LinStatic	304.45	262.24
245	119	Shell-Thick	SX352	CEDIMENTI	LinStatic	-496.43	124.58
245	119	Shell-Thick	SX353	CEDIMENTI	LinStatic	-410.73	-194.35
245	119	Shell-Thick	SX366	CEDIMENTI	LinStatic	560.19	-56.69
246	120	Shell-Thick	SX366	CEDIMENTI	LinStatic	-2252.69	-387.11
246	120	Shell-Thick	SX353	CEDIMENTI	LinStatic	-2245.31	-22.45
246	120	Shell-Thick	SX354	CEDIMENTI	LinStatic	32820.25	711.88
246	120	Shell-Thick	SX367	CEDIMENTI	LinStatic	36070.16	347.22
247	121	Shell-Thick	SX367	CEDIMENTI	LinStatic	-100515.51	2239.70
247	121	Shell-Thick	SX354	CEDIMENTI	LinStatic	-94352.94	2442.93
247	121	Shell-Thick	SX355	CEDIMENTI	LinStatic	22540.28	1936.70
247	121	Shell-Thick	SX368	CEDIMENTI	LinStatic	21024.82	1733.47
248	746	Shell-Thick	DX259	CEDIMENTI	LinStatic	-5525.24	6058.87
248	746	Shell-Thick	DX246	CEDIMENTI	LinStatic	13913.12	-5372.84
248	746	Shell-Thick	DX247	CEDIMENTI	LinStatic	12718.70	-7932.39
248	746	Shell-Thick	DX260	CEDIMENTI	LinStatic	-3814.82	3499.32
249	122	Shell-Thick	SX370	CEDIMENTI	LinStatic	-19193.62	1952.87
249	122	Shell-Thick	SX357	CEDIMENTI	LinStatic	-20301.47	2165.48
249	122	Shell-Thick	SX358	CEDIMENTI	LinStatic	74648.90	2809.44
249	122	Shell-Thick	SX371	CEDIMENTI	LinStatic	80055.60	2596.83
250	123	Shell-Thick	SX371	CEDIMENTI	LinStatic	-80212.50	2529.78
250	123	Shell-Thick	SX358	CEDIMENTI	LinStatic	-74814.36	2871.19
250	123	Shell-Thick	SX359	CEDIMENTI	LinStatic	20430.11	2225.84
250	123	Shell-Thick	SX372	CEDIMENTI	LinStatic	19323.33	1884.42
251	747	Shell-Thick	DX245	CEDIMENTI	LinStatic	-35783.89	-14555.65
251	747	Shell-Thick	DX232	CEDIMENTI	LinStatic	-30169.90	14519.92
251	747	Shell-Thick	DX233	CEDIMENTI	LinStatic	-5250.30	15441.56

251	747	Shell-Thick	DX246	CEDIMENTI	LinStatic	-495.51	-13634.01
252	124	Shell-Thick	SX374	CEDIMENTI	LinStatic	-21239.89	1801.51
252	124	Shell-Thick	SX361	CEDIMENTI	LinStatic	-22613.62	1895.80
252	124	Shell-Thick	SX362	CEDIMENTI	LinStatic	92456.88	2323.57
252	124	Shell-Thick	SX375	CEDIMENTI	LinStatic	98491.59	2229.28
253	748	Shell-Thick	DX246	CEDIMENTI	LinStatic	10442.65	-7761.63
253	748	Shell-Thick	DX233	CEDIMENTI	LinStatic	-20389.39	9031.23
253	748	Shell-Thick	DX234	CEDIMENTI	LinStatic	-18680.97	11061.76
253	748	Shell-Thick	DX247	CEDIMENTI	LinStatic	7528.44	-5731.11
254	749	Shell-Thick	DX232	CEDIMENTI	LinStatic	-29836.49	14045.04
254	749	Shell-Thick	DX219	CEDIMENTI	LinStatic	-41023.30	-15984.49
254	749	Shell-Thick	DX220	CEDIMENTI	LinStatic	-5820.64	-13768.79
254	749	Shell-Thick	DX233	CEDIMENTI	LinStatic	-1392.48	16260.74
255	125	Shell-Thick	SX352	CEDIMENTI	LinStatic	-621.83	426.13
255	125	Shell-Thick	SX339	CEDIMENTI	LinStatic	748.18	1121.57
255	125	Shell-Thick	SX340	CEDIMENTI	LinStatic	877.07	157.39
255	125	Shell-Thick	SX353	CEDIMENTI	LinStatic	-655.21	-538.05
256	126	Shell-Thick	SX353	CEDIMENTI	LinStatic	-2051.05	-51.44
256	126	Shell-Thick	SX340	CEDIMENTI	LinStatic	-562.17	-486.67
256	126	Shell-Thick	SX341	CEDIMENTI	LinStatic	32617.38	473.44
256	126	Shell-Thick	SX354	CEDIMENTI	LinStatic	32217.20	908.67
257	127	Shell-Thick	SX354	CEDIMENTI	LinStatic	-93743.05	2622.22
257	127	Shell-Thick	SX341	CEDIMENTI	LinStatic	-87971.83	2963.95
257	127	Shell-Thick	SX342	CEDIMENTI	LinStatic	22291.43	2676.38
257	127	Shell-Thick	SX355	CEDIMENTI	LinStatic	21647.36	2334.65
258	750	Shell-Thick	DX233	CEDIMENTI	LinStatic	-16299.72	12998.14
258	750	Shell-Thick	DX220	CEDIMENTI	LinStatic	27920.53	-10562.23
258	750	Shell-Thick	DX221	CEDIMENTI	LinStatic	24561.42	-16063.45
258	750	Shell-Thick	DX234	CEDIMENTI	LinStatic	-12253.92	7496.93
259	128	Shell-Thick	SX357	CEDIMENTI	LinStatic	-19547.35	2688.68
259	128	Shell-Thick	SX344	CEDIMENTI	LinStatic	-19804.91	3229.84
259	128	Shell-Thick	SX345	CEDIMENTI	LinStatic	68994.72	3623.09
259	128	Shell-Thick	SX358	CEDIMENTI	LinStatic	73945.56	3081.93
260	129	Shell-Thick	SX358	CEDIMENTI	LinStatic	-74133.21	3150.26
260	129	Shell-Thick	SX345	CEDIMENTI	LinStatic	-69158.05	3545.91
260	129	Shell-Thick	SX346	CEDIMENTI	LinStatic	20011.97	3141.44
260	129	Shell-Thick	SX359	CEDIMENTI	LinStatic	19750.81	2745.80
261	751	Shell-Thick	DX219	CEDIMENTI	LinStatic	-34949.23	-12045.51
261	751	Shell-Thick	DX206	CEDIMENTI	LinStatic	50966.37	6167.43
261	751	Shell-Thick	DX207	CEDIMENTI	LinStatic	27740.40	973.66
261	751	Shell-Thick	DX220	CEDIMENTI	LinStatic	-15020.45	-17239.28
262	130	Shell-Thick	SX361	CEDIMENTI	LinStatic	-21685.86	2217.31
262	130	Shell-Thick	SX348	CEDIMENTI	LinStatic	-22459.82	2697.35
262	130	Shell-Thick	SX349	CEDIMENTI	LinStatic	85862.51	3060.70
262	130	Shell-Thick	SX362	CEDIMENTI	LinStatic	91776.54	2580.67
263	752	Shell-Thick	DX220	CEDIMENTI	LinStatic	24810.72	-15361.54
263	752	Shell-Thick	DX207	CEDIMENTI	LinStatic	-31155.62	-1540.32
263	752	Shell-Thick	DX208	CEDIMENTI	LinStatic	-25883.94	2124.74
263	752	Shell-Thick	DX221	CEDIMENTI	LinStatic	19210.93	-11696.48
264	753	Shell-Thick	DX206	CEDIMENTI	LinStatic	50484.65	-1105.67
264	753	Shell-Thick	DX193	CEDIMENTI	LinStatic	-35977.25	5006.94
264	753	Shell-Thick	DX194	CEDIMENTI	LinStatic	-11968.90	13332.84
264	753	Shell-Thick	DX207	CEDIMENTI	LinStatic	28916.33	7220.24
265	131	Shell-Thick	SX339	CEDIMENTI	LinStatic	516.05	946.74
265	131	Shell-Thick	SX326	CEDIMENTI	LinStatic	-865.77	-106.21
265	131	Shell-Thick	SX327	CEDIMENTI	LinStatic	-902.66	-683.11
265	131	Shell-Thick	SX340	CEDIMENTI	LinStatic	805.85	369.84
266	132	Shell-Thick	SX340	CEDIMENTI	LinStatic	-480.12	-355.66
266	132	Shell-Thick	SX327	CEDIMENTI	LinStatic	1185.98	-124.38
266	132	Shell-Thick	SX328	CEDIMENTI	LinStatic	33606.14	738.32
266	132	Shell-Thick	SX341	CEDIMENTI	LinStatic	32331.42	507.04
267	133	Shell-Thick	SX341	CEDIMENTI	LinStatic	-87277.13	2926.06
267	133	Shell-Thick	SX328	CEDIMENTI	LinStatic	-81615.63	3117.80
267	133	Shell-Thick	SX329	CEDIMENTI	LinStatic	21740.12	3442.99
267	133	Shell-Thick	SX342	CEDIMENTI	LinStatic	21480.50	3251.26
268	754	Shell-Thick	DX207	CEDIMENTI	LinStatic	-30447.71	3858.85
268	754	Shell-Thick	DX194	CEDIMENTI	LinStatic	25116.02	16393.25
268	754	Shell-Thick	DX195	CEDIMENTI	LinStatic	19424.26	9766.94
268	754	Shell-Thick	DX208	CEDIMENTI	LinStatic	-25038.33	-2767.45
269	134	Shell-Thick	SX344	CEDIMENTI	LinStatic	-19241.56	3906.58
269	134	Shell-Thick	SX331	CEDIMENTI	LinStatic	-19034.08	4043.68
269	134	Shell-Thick	SX332	CEDIMENTI	LinStatic	63513.27	3833.77
269	134	Shell-Thick	SX345	CEDIMENTI	LinStatic	68259.64	3696.67
270	135	Shell-Thick	SX345	CEDIMENTI	LinStatic	-68405.10	3609.04
270	135	Shell-Thick	SX332	CEDIMENTI	LinStatic	-63682.95	3916.78
270	135	Shell-Thick	SX333	CEDIMENTI	LinStatic	19133.86	4131.83
270	135	Shell-Thick	SX346	CEDIMENTI	LinStatic	19351.24	3824.10
271	755	Shell-Thick	DX193	CEDIMENTI	LinStatic	-42972.67	8854.37
271	755	Shell-Thick	DX180	CEDIMENTI	LinStatic	-43648.66	-8356.82
271	755	Shell-Thick	DX181	CEDIMENTI	LinStatic	-7088.46	-6808.53
271	755	Shell-Thick	DX194	CEDIMENTI	LinStatic	-3592.73	10402.65

272	136	Shell-Thick	SX348	CEDIMENTI	LinStatic	-21702.30	3378.89
272	136	Shell-Thick	SX335	CEDIMENTI	LinStatic	-21713.37	3406.71
272	136	Shell-Thick	SX336	CEDIMENTI	LinStatic	79787.80	2944.89
272	136	Shell-Thick	SX349	CEDIMENTI	LinStatic	85233.10	2917.08
273	756	Shell-Thick	DX194	CEDIMENTI	LinStatic	26622.05	11917.96
273	756	Shell-Thick	DX181	CEDIMENTI	LinStatic	-12646.78	-8917.80
273	756	Shell-Thick	DX182	CEDIMENTI	LinStatic	-9447.34	-6843.48
273	756	Shell-Thick	DX195	CEDIMENTI	LinStatic	22494.08	13992.27
274	757	Shell-Thick	DX180	CEDIMENTI	LinStatic	-49308.74	-8712.60
274	757	Shell-Thick	DX167	CEDIMENTI	LinStatic	-37977.02	6251.39
274	757	Shell-Thick	DX168	CEDIMENTI	LinStatic	332.35	4362.99
274	757	Shell-Thick	DX181	CEDIMENTI	LinStatic	-11619.29	-10601.00
275	137	Shell-Thick	SX326	CEDIMENTI	LinStatic	-1077.91	200.49
275	137	Shell-Thick	SX313	CEDIMENTI	LinStatic	460.45	-479.20
275	137	Shell-Thick	SX314	CEDIMENTI	LinStatic	756.15	-1724.36
275	137	Shell-Thick	SX327	CEDIMENTI	LinStatic	-1196.31	-1044.68
276	138	Shell-Thick	SX327	CEDIMENTI	LinStatic	1456.98	-660.19
276	138	Shell-Thick	SX314	CEDIMENTI	LinStatic	-3744.52	-2331.29
276	138	Shell-Thick	SX315	CEDIMENTI	LinStatic	22568.49	-173.04
276	138	Shell-Thick	SX328	CEDIMENTI	LinStatic	32885.09	1498.06
277	139	Shell-Thick	SX328	CEDIMENTI	LinStatic	-80895.37	3207.08
277	139	Shell-Thick	SX315	CEDIMENTI	LinStatic	-75628.52	3484.29
277	139	Shell-Thick	SX316	CEDIMENTI	LinStatic	20437.94	4142.52
277	139	Shell-Thick	SX329	CEDIMENTI	LinStatic	20784.75	3865.31
278	758	Shell-Thick	DX181	CEDIMENTI	LinStatic	-16264.36	-8960.53
278	758	Shell-Thick	DX168	CEDIMENTI	LinStatic	8289.23	3369.21
278	758	Shell-Thick	DX169	CEDIMENTI	LinStatic	6186.29	1892.24
278	758	Shell-Thick	DX182	CEDIMENTI	LinStatic	-14654.42	-10437.50
279	140	Shell-Thick	SX331	CEDIMENTI	LinStatic	-18188.93	4510.05
279	140	Shell-Thick	SX318	CEDIMENTI	LinStatic	-17421.44	5005.61
279	140	Shell-Thick	SX319	CEDIMENTI	LinStatic	58385.46	4520.00
279	140	Shell-Thick	SX332	CEDIMENTI	LinStatic	62723.60	4024.44
280	141	Shell-Thick	SX332	CEDIMENTI	LinStatic	-62915.91	4120.80
280	141	Shell-Thick	SX319	CEDIMENTI	LinStatic	-58543.71	4414.20
280	141	Shell-Thick	SX320	CEDIMENTI	LinStatic	17630.72	4885.45
280	141	Shell-Thick	SX333	CEDIMENTI	LinStatic	18397.64	4592.05
281	759	Shell-Thick	DX167	CEDIMENTI	LinStatic	-33387.75	7454.32
281	759	Shell-Thick	DX154	CEDIMENTI	LinStatic	-15189.40	-7227.68
281	759	Shell-Thick	DX155	CEDIMENTI	LinStatic	3744.86	-10799.15
281	759	Shell-Thick	DX168	CEDIMENTI	LinStatic	1032.24	3882.84
282	142	Shell-Thick	SX335	CEDIMENTI	LinStatic	-20680.92	3674.46
282	142	Shell-Thick	SX322	CEDIMENTI	LinStatic	-20614.06	4161.66
282	142	Shell-Thick	SX323	CEDIMENTI	LinStatic	73407.31	3675.07
282	142	Shell-Thick	SX336	CEDIMENTI	LinStatic	78984.62	3187.88
283	760	Shell-Thick	DX168	CEDIMENTI	LinStatic	12076.00	611.06
283	760	Shell-Thick	DX155	CEDIMENTI	LinStatic	-6514.68	-7145.98
283	760	Shell-Thick	DX156	CEDIMENTI	LinStatic	-4977.35	-3170.12
283	760	Shell-Thick	DX169	CEDIMENTI	LinStatic	11058.48	4586.92
284	761	Shell-Thick	DX154	CEDIMENTI	LinStatic	-9846.83	-7696.84
284	761	Shell-Thick	DX141	CEDIMENTI	LinStatic	-1488.88	7227.46
284	761	Shell-Thick	DX142	CEDIMENTI	LinStatic	3173.65	5320.36
284	761	Shell-Thick	DX155	CEDIMENTI	LinStatic	-1572.65	-9603.93
285	143	Shell-Thick	SX313	CEDIMENTI	LinStatic	819.40	-577.49
285	143	Shell-Thick	SX300	CEDIMENTI	LinStatic	454.49	2007.56
285	143	Shell-Thick	SX301	CEDIMENTI	LinStatic	398.89	1020.65
285	143	Shell-Thick	SX314	CEDIMENTI	LinStatic	925.12	-1564.39
286	144	Shell-Thick	SX314	CEDIMENTI	LinStatic	-3149.78	-1757.63
286	144	Shell-Thick	SX301	CEDIMENTI	LinStatic	-857.47	1019.36
286	144	Shell-Thick	SX302	CEDIMENTI	LinStatic	25451.04	2122.38
286	144	Shell-Thick	SX315	CEDIMENTI	LinStatic	21980.38	-654.62
287	145	Shell-Thick	SX315	CEDIMENTI	LinStatic	-74877.08	3558.43
287	145	Shell-Thick	SX302	CEDIMENTI	LinStatic	-69668.63	3731.45
287	145	Shell-Thick	SX303	CEDIMENTI	LinStatic	19002.19	4666.14
287	145	Shell-Thick	SX316	CEDIMENTI	LinStatic	19557.77	4493.12
288	762	Shell-Thick	DX155	CEDIMENTI	LinStatic	-7309.83	-4869.10
288	762	Shell-Thick	DX142	CEDIMENTI	LinStatic	2733.09	1199.86
288	762	Shell-Thick	DX143	CEDIMENTI	LinStatic	1955.87	994.98
288	762	Shell-Thick	DX156	CEDIMENTI	LinStatic	-6603.21	-5073.99
289	146	Shell-Thick	SX318	CEDIMENTI	LinStatic	-16814.59	5472.33
289	146	Shell-Thick	SX305	CEDIMENTI	LinStatic	-15753.84	5521.25
289	146	Shell-Thick	SX306	CEDIMENTI	LinStatic	53346.65	4716.76
289	146	Shell-Thick	SX319	CEDIMENTI	LinStatic	57589.78	4667.84
290	147	Shell-Thick	SX319	CEDIMENTI	LinStatic	-57726.72	4546.53
290	147	Shell-Thick	SX306	CEDIMENTI	LinStatic	-53530.67	4838.58
290	147	Shell-Thick	SX307	CEDIMENTI	LinStatic	15798.22	5653.20
290	147	Shell-Thick	SX320	CEDIMENTI	LinStatic	16882.72	5361.15
291	763	Shell-Thick	DX141	CEDIMENTI	LinStatic	697.72	6891.68
291	763	Shell-Thick	DX128	CEDIMENTI	LinStatic	-923.12	-6215.10
291	763	Shell-Thick	DX129	CEDIMENTI	LinStatic	-649.47	-7851.97
291	763	Shell-Thick	DX142	CEDIMENTI	LinStatic	4589.43	5254.80
292	148	Shell-Thick	SX322	CEDIMENTI	LinStatic	-19841.07	4699.90



Autorità Portuale di Taranto
Interventi per il dragaggio di 2,3 M³ di sedimenti in area Molo Polisettoriale e per la realizzazione di un primo lotto della cassa di colmata funzionale all'ampliamento del V Sporgente del Porto di Taranto

Allegati alla relazione di calcolo strutturale allineamento "BC"

Data 05/2016
Rev. B
c.d.c.: C296A
514B

292	148	Shell-Thick	SX309	CEDIMENTI	LinStatic	-18915.09	4613.44
292	148	Shell-Thick	SX310	CEDIMENTI	LinStatic	67821.58	3481.54
292	148	Shell-Thick	SX323	CEDIMENTI	LinStatic	72721.44	3568.01
293	764	Shell-Thick	DX142	CEDIMENTI	LinStatic	5476.84	-175.06
293	764	Shell-Thick	DX129	CEDIMENTI	LinStatic	-2495.89	-2327.34
293	764	Shell-Thick	DX130	CEDIMENTI	LinStatic	-1922.02	41.02
293	764	Shell-Thick	DX143	CEDIMENTI	LinStatic	5094.87	2193.29
294	765	Shell-Thick	DX128	CEDIMENTI	LinStatic	1228.61	-5989.10
294	765	Shell-Thick	DX115	CEDIMENTI	LinStatic	4022.26	6028.69
294	765	Shell-Thick	DX116	CEDIMENTI	LinStatic	-2140.19	4286.09
294	765	Shell-Thick	DX129	CEDIMENTI	LinStatic	-3021.72	-7731.70
295	149	Shell-Thick	SX300	CEDIMENTI	LinStatic	-341.02	2053.06
295	149	Shell-Thick	SX287	CEDIMENTI	LinStatic	-1045.21	-405.05
295	149	Shell-Thick	SX288	CEDIMENTI	LinStatic	-1042.44	-1581.37
295	149	Shell-Thick	SX301	CEDIMENTI	LinStatic	-87.54	876.74
296	150	Shell-Thick	SX301	CEDIMENTI	LinStatic	-1769.65	997.96
296	150	Shell-Thick	SX288	CEDIMENTI	LinStatic	1877.26	-1917.69
296	150	Shell-Thick	SX289	CEDIMENTI	LinStatic	32197.48	-705.52
296	150	Shell-Thick	SX302	CEDIMENTI	LinStatic	25822.29	2210.14
297	151	Shell-Thick	SX302	CEDIMENTI	LinStatic	-68809.59	3767.71
297	151	Shell-Thick	SX289	CEDIMENTI	LinStatic	-63880.39	4067.63
297	151	Shell-Thick	SX290	CEDIMENTI	LinStatic	16984.24	5397.47
297	151	Shell-Thick	SX303	CEDIMENTI	LinStatic	17999.88	5097.55
298	766	Shell-Thick	DX129	CEDIMENTI	LinStatic	-3360.75	-1407.77
298	766	Shell-Thick	DX116	CEDIMENTI	LinStatic	1232.95	-1566.57
298	766	Shell-Thick	DX117	CEDIMENTI	LinStatic	906.58	-907.31
298	766	Shell-Thick	DX130	CEDIMENTI	LinStatic	-2951.50	-748.51
299	152	Shell-Thick	SX305	CEDIMENTI	LinStatic	-14840.11	6003.92
299	152	Shell-Thick	SX292	CEDIMENTI	LinStatic	-13174.13	6511.17
299	152	Shell-Thick	SX293	CEDIMENTI	LinStatic	48707.21	5250.66
299	152	Shell-Thick	SX306	CEDIMENTI	LinStatic	52501.65	4743.42
300	153	Shell-Thick	SX306	CEDIMENTI	LinStatic	-52704.33	4883.56
300	153	Shell-Thick	SX293	CEDIMENTI	LinStatic	-48877.47	5106.37
300	153	Shell-Thick	SX294	CEDIMENTI	LinStatic	13363.61	6354.97
300	153	Shell-Thick	SX307	CEDIMENTI	LinStatic	15049.71	6132.16
301	767	Shell-Thick	DX115	CEDIMENTI	LinStatic	6623.05	6671.98
301	767	Shell-Thick	DX102	CEDIMENTI	LinStatic	20275.92	-5582.84
301	767	Shell-Thick	DX103	CEDIMENTI	LinStatic	3787.90	-8639.35
301	767	Shell-Thick	DX116	CEDIMENTI	LinStatic	-1784.64	3615.47
302	154	Shell-Thick	SX309	CEDIMENTI	LinStatic	-17762.97	4859.90
302	154	Shell-Thick	SX296	CEDIMENTI	LinStatic	-17045.39	5487.24
302	154	Shell-Thick	SX297	CEDIMENTI	LinStatic	61585.93	4335.42
302	154	Shell-Thick	SX310	CEDIMENTI	LinStatic	66862.61	3708.08
303	768	Shell-Thick	DX116	CEDIMENTI	LinStatic	3541.23	-2243.86
303	768	Shell-Thick	DX103	CEDIMENTI	LinStatic	-1371.64	-2678.96
303	768	Shell-Thick	DX104	CEDIMENTI	LinStatic	-905.11	-727.52
303	768	Shell-Thick	DX117	CEDIMENTI	LinStatic	3194.79	-292.42
304	769	Shell-Thick	DX102	CEDIMENTI	LinStatic	23275.42	-6100.74
304	769	Shell-Thick	DX89	CEDIMENTI	LinStatic	24476.93	6927.70
304	769	Shell-Thick	DX90	CEDIMENTI	LinStatic	-903.35	4951.36
304	769	Shell-Thick	DX103	CEDIMENTI	LinStatic	151.38	-8077.08
305	155	Shell-Thick	SX287	CEDIMENTI	LinStatic	-479.40	-158.00
305	155	Shell-Thick	SX274	CEDIMENTI	LinStatic	1004.49	641.52
305	155	Shell-Thick	SX275	CEDIMENTI	LinStatic	1094.35	-791.23
305	155	Shell-Thick	SX288	CEDIMENTI	LinStatic	-809.69	-1590.76
306	156	Shell-Thick	SX288	CEDIMENTI	LinStatic	2232.94	-2137.15
306	156	Shell-Thick	SX275	CEDIMENTI	LinStatic	-453.34	-446.17
306	156	Shell-Thick	SX276	CEDIMENTI	LinStatic	25486.48	1688.82
306	156	Shell-Thick	SX289	CEDIMENTI	LinStatic	31873.09	-2.16
307	157	Shell-Thick	SX289	CEDIMENTI	LinStatic	-63110.01	4182.29
307	157	Shell-Thick	SX276	CEDIMENTI	LinStatic	-58558.25	4037.53
307	157	Shell-Thick	SX277	CEDIMENTI	LinStatic	14400.91	5704.77
307	157	Shell-Thick	SX290	CEDIMENTI	LinStatic	16051.94	5849.54
308	770	Shell-Thick	DX103	CEDIMENTI	LinStatic	-2446.58	-2276.82
308	770	Shell-Thick	DX90	CEDIMENTI	LinStatic	-234.31	-443.94
308	770	Shell-Thick	DX91	CEDIMENTI	LinStatic	-321.97	768.82
308	770	Shell-Thick	DX104	CEDIMENTI	LinStatic	-2139.00	-1064.07
309	158	Shell-Thick	SX292	CEDIMENTI	LinStatic	-12515.32	7002.12
309	158	Shell-Thick	SX279	CEDIMENTI	LinStatic	-10567.27	6653.55
309	158	Shell-Thick	SX280	CEDIMENTI	LinStatic	43954.73	5221.12
309	158	Shell-Thick	SX293	CEDIMENTI	LinStatic	47845.10	5569.69
310	159	Shell-Thick	SX293	CEDIMENTI	LinStatic	-47985.77	5407.48
310	159	Shell-Thick	SX280	CEDIMENTI	LinStatic	-44170.20	5399.95
310	159	Shell-Thick	SX281	CEDIMENTI	LinStatic	10519.59	6848.60
310	159	Shell-Thick	SX294	CEDIMENTI	LinStatic	12506.45	6856.12
311	771	Shell-Thick	DX89	CEDIMENTI	LinStatic	26206.45	7040.03
311	771	Shell-Thick	DX76	CEDIMENTI	LinStatic	26153.47	-5127.35
311	771	Shell-Thick	DX77	CEDIMENTI	LinStatic	-4380.47	-7429.01
311	771	Shell-Thick	DX90	CEDIMENTI	LinStatic	100.50	4738.37
312	160	Shell-Thick	SX296	CEDIMENTI	LinStatic	-16291.93	6133.13
312	160	Shell-Thick	SX283	CEDIMENTI	LinStatic	-14258.79	5616.97

312	160	Shell-Thick	SX284	CEDIMENTI	LinStatic	56598.74	3764.32
312	160	Shell-Thick	SX297	CEDIMENTI	LinStatic	60878.86	4280.48
313	772	Shell-Thick	DX90	CEDIMENTI	LinStatic	1983.49	-896.79
313	772	Shell-Thick	DX77	CEDIMENTI	LinStatic	59.51	-1646.74
313	772	Shell-Thick	DX78	CEDIMENTI	LinStatic	88.22	428.11
313	772	Shell-Thick	DX91	CEDIMENTI	LinStatic	1951.15	1178.06
314	773	Shell-Thick	DX76	CEDIMENTI	LinStatic	30549.14	-3850.04
314	773	Shell-Thick	DX63	CEDIMENTI	LinStatic	56507.64	5753.17
314	773	Shell-Thick	DX64	CEDIMENTI	LinStatic	3108.51	1180.30
314	773	Shell-Thick	DX77	CEDIMENTI	LinStatic	-9528.34	-8422.91
315	161	Shell-Thick	SX274	CEDIMENTI	LinStatic	754.01	-108.02
315	161	Shell-Thick	SX261	CEDIMENTI	LinStatic	-718.98	-82.21
315	161	Shell-Thick	SX262	CEDIMENTI	LinStatic	-864.60	-419.29
315	161	Shell-Thick	SX275	CEDIMENTI	LinStatic	897.36	-445.10
316	162	Shell-Thick	SX275	CEDIMENTI	LinStatic	97.41	-50.28
316	162	Shell-Thick	SX262	CEDIMENTI	LinStatic	-1603.46	-966.26
316	162	Shell-Thick	SX263	CEDIMENTI	LinStatic	27095.40	-29.30
316	162	Shell-Thick	SX276	CEDIMENTI	LinStatic	30562.55	886.68
317	163	Shell-Thick	SX276	CEDIMENTI	LinStatic	-72168.61	3656.31
317	163	Shell-Thick	SX263	CEDIMENTI	LinStatic	-65374.74	3773.43
317	163	Shell-Thick	SX264	CEDIMENTI	LinStatic	19383.45	4259.85
317	163	Shell-Thick	SX277	CEDIMENTI	LinStatic	16849.07	4142.73
318	774	Shell-Thick	DX77	CEDIMENTI	LinStatic	-931.19	-1388.50
318	774	Shell-Thick	DX64	CEDIMENTI	LinStatic	599.31	-5410.43
318	774	Shell-Thick	DX65	CEDIMENTI	LinStatic	841.93	-3788.36
318	774	Shell-Thick	DX78	CEDIMENTI	LinStatic	-774.47	233.57
319	164	Shell-Thick	SX279	CEDIMENTI	LinStatic	-11998.64	4957.26
319	164	Shell-Thick	SX266	CEDIMENTI	LinStatic	-13568.00	5323.30
319	164	Shell-Thick	SX267	CEDIMENTI	LinStatic	48284.70	5020.15
319	164	Shell-Thick	SX280	CEDIMENTI	LinStatic	53913.93	4654.11
320	165	Shell-Thick	SX280	CEDIMENTI	LinStatic	-54180.38	4891.72
320	165	Shell-Thick	SX267	CEDIMENTI	LinStatic	-48536.53	4795.74
320	165	Shell-Thick	SX268	CEDIMENTI	LinStatic	13786.22	5106.54
320	165	Shell-Thick	SX281	CEDIMENTI	LinStatic	12255.88	5202.51
321	775	Shell-Thick	DX63	CEDIMENTI	LinStatic	62406.50	5478.80
321	775	Shell-Thick	DX50	CEDIMENTI	LinStatic	78792.95	-2424.88
321	775	Shell-Thick	DX51	CEDIMENTI	LinStatic	2352.57	-6916.84
321	775	Shell-Thick	DX64	CEDIMENTI	LinStatic	-881.90	986.83
322	166	Shell-Thick	SX283	CEDIMENTI	LinStatic	-16362.49	3810.00
322	166	Shell-Thick	SX270	CEDIMENTI	LinStatic	-19273.11	4519.79
322	166	Shell-Thick	SX271	CEDIMENTI	LinStatic	62344.62	4249.81
322	166	Shell-Thick	SX284	CEDIMENTI	LinStatic	69572.07	3540.02
323	776	Shell-Thick	DX64	CEDIMENTI	LinStatic	2209.79	-6298.57
323	776	Shell-Thick	DX51	CEDIMENTI	LinStatic	-3349.77	720.51
323	776	Shell-Thick	DX52	CEDIMENTI	LinStatic	-2996.95	3934.96
323	776	Shell-Thick	DX65	CEDIMENTI	LinStatic	1794.08	-3084.13
324	777	Shell-Thick	DX50	CEDIMENTI	LinStatic	84866.48	-3086.21
324	777	Shell-Thick	DX37	CEDIMENTI	LinStatic	84456.33	6831.24
324	777	Shell-Thick	DX38	CEDIMENTI	LinStatic	-17034.71	3988.34
324	777	Shell-Thick	DX51	CEDIMENTI	LinStatic	-4249.09	-5929.11
325	167	Shell-Thick	SX261	CEDIMENTI	LinStatic	-1020.95	134.34
325	167	Shell-Thick	SX248	CEDIMENTI	LinStatic	1280.06	1033.47
325	167	Shell-Thick	SX249	CEDIMENTI	LinStatic	1546.95	510.62
325	167	Shell-Thick	SX262	CEDIMENTI	LinStatic	-1033.43	-388.52
326	168	Shell-Thick	SX262	CEDIMENTI	LinStatic	-1229.51	-525.22
326	168	Shell-Thick	SX249	CEDIMENTI	LinStatic	-838.61	556.00
326	168	Shell-Thick	SX250	CEDIMENTI	LinStatic	24968.35	1040.64
326	168	Shell-Thick	SX263	CEDIMENTI	LinStatic	26314.02	-40.58
327	169	Shell-Thick	SX263	CEDIMENTI	LinStatic	-64609.32	3834.08
327	169	Shell-Thick	SX250	CEDIMENTI	LinStatic	-58000.95	4060.56
327	169	Shell-Thick	SX251	CEDIMENTI	LinStatic	20573.45	5064.77
327	169	Shell-Thick	SX264	CEDIMENTI	LinStatic	18361.71	4838.29
328	778	Shell-Thick	DX51	CEDIMENTI	LinStatic	-4121.03	1701.02
328	778	Shell-Thick	DX38	CEDIMENTI	LinStatic	5446.12	-2987.74
328	778	Shell-Thick	DX39	CEDIMENTI	LinStatic	4580.75	-1386.72
328	778	Shell-Thick	DX52	CEDIMENTI	LinStatic	-3404.44	3302.05
329	170	Shell-Thick	SX266	CEDIMENTI	LinStatic	-12976.10	5879.76
329	170	Shell-Thick	SX253	CEDIMENTI	LinStatic	-14502.42	5800.70
329	170	Shell-Thick	SX254	CEDIMENTI	LinStatic	41421.07	5238.62
329	170	Shell-Thick	SX267	CEDIMENTI	LinStatic	47370.12	5317.67
330	171	Shell-Thick	SX267	CEDIMENTI	LinStatic	-47578.90	5089.38
330	171	Shell-Thick	SX254	CEDIMENTI	LinStatic	-41666.70	5504.85
330	171	Shell-Thick	SX255	CEDIMENTI	LinStatic	14428.10	6075.77
330	171	Shell-Thick	SX268	CEDIMENTI	LinStatic	12894.71	5660.30
331	779	Shell-Thick	DX37	CEDIMENTI	LinStatic	95461.38	11270.64
331	779	Shell-Thick	DX24	CEDIMENTI	LinStatic	199854.77	-8648.11
331	779	Shell-Thick	DX25	CEDIMENTI	LinStatic	44209.20	-21925.98
331	779	Shell-Thick	DX38	CEDIMENTI	LinStatic	-24372.22	-2007.23
332	172	Shell-Thick	SX270	CEDIMENTI	LinStatic	-18593.67	5386.47
332	172	Shell-Thick	SX257	CEDIMENTI	LinStatic	-20243.80	4954.87
332	172	Shell-Thick	SX258	CEDIMENTI	LinStatic	55473.28	3639.61



Autorità Portuale di Taranto
Interventi per il dragaggio di 2,3 M³ di sedimenti in area Molo Polisettoriale e per la realizzazione di un primo lotto della cassa di colmata funzionale all'ampliamento del V Sporgente del Porto di Taranto

Allegati alla relazione di calcolo strutturale allineamento "BC"

Data 05/2016
Rev. B
c.d.c.: C296A
514B

332	172	Shell-Thick	SX271	CEDIMENTI	LinStatic	61669.69	4071.21
333	780	Shell-Thick	DX38	CEDIMENTI	LinStatic	8424.21	-5302.87
333	780	Shell-Thick	DX25	CEDIMENTI	LinStatic	-9502.89	-17534.87
333	780	Shell-Thick	DX26	CEDIMENTI	LinStatic	-8386.21	-12036.95
333	780	Shell-Thick	DX39	CEDIMENTI	LinStatic	7663.02	195.05
335	173	Shell-Thick	SX248	CEDIMENTI	LinStatic	785.46	892.55
335	173	Shell-Thick	SX235	CEDIMENTI	LinStatic	-1203.98	-150.88
335	173	Shell-Thick	SX236	CEDIMENTI	LinStatic	-1422.28	-504.05
335	173	Shell-Thick	SX249	CEDIMENTI	LinStatic	1054.32	539.38
336	174	Shell-Thick	SX249	CEDIMENTI	LinStatic	-1172.60	516.14
336	174	Shell-Thick	SX236	CEDIMENTI	LinStatic	1635.77	-622.30
336	174	Shell-Thick	SX237	CEDIMENTI	LinStatic	27793.16	-95.39
336	174	Shell-Thick	SX250	CEDIMENTI	LinStatic	24498.05	1043.05
337	175	Shell-Thick	SX250	CEDIMENTI	LinStatic	-57309.73	4071.55
337	175	Shell-Thick	SX237	CEDIMENTI	LinStatic	-51108.73	4469.08
337	175	Shell-Thick	SX238	CEDIMENTI	LinStatic	21315.74	5914.91
337	175	Shell-Thick	SX251	CEDIMENTI	LinStatic	19367.76	5517.38
339	176	Shell-Thick	SX253	CEDIMENTI	LinStatic	-13393.19	6406.84
339	176	Shell-Thick	SX240	CEDIMENTI	LinStatic	-13910.19	6960.07
339	176	Shell-Thick	SX241	CEDIMENTI	LinStatic	35515.98	5590.57
339	176	Shell-Thick	SX254	CEDIMENTI	LinStatic	40443.38	5037.34
340	177	Shell-Thick	SX254	CEDIMENTI	LinStatic	-40690.68	5291.04
340	177	Shell-Thick	SX241	CEDIMENTI	LinStatic	-35748.42	5361.76
340	177	Shell-Thick	SX242	CEDIMENTI	LinStatic	14093.80	6792.71
340	177	Shell-Thick	SX255	CEDIMENTI	LinStatic	13649.93	6721.99
341	781	Shell-Thick	DX414	CEDIMENTI	LinStatic	-91299.12	7302.32
341	781	Shell-Thick	DX401	CEDIMENTI	LinStatic	-69480.79	-5735.58
341	781	Shell-Thick	DX402	CEDIMENTI	LinStatic	3308.58	-7110.74
341	781	Shell-Thick	DX415	CEDIMENTI	LinStatic	-9899.11	5927.16
342	178	Shell-Thick	SX257	CEDIMENTI	LinStatic	-18509.05	5189.66
342	178	Shell-Thick	SX244	CEDIMENTI	LinStatic	-20834.17	6525.84
342	178	Shell-Thick	SX245	CEDIMENTI	LinStatic	47924.73	5244.95
342	178	Shell-Thick	SX258	CEDIMENTI	LinStatic	54603.67	3908.77
343	179	Shell-Thick	SX405	CEDIMENTI	LinStatic	-786.55	-1096.27
343	179	Shell-Thick	SX392	CEDIMENTI	LinStatic	615.12	-53.46
343	179	Shell-Thick	SX393	CEDIMENTI	LinStatic	700.33	-641.46
343	179	Shell-Thick	SX406	CEDIMENTI	LinStatic	-845.87	-1684.28
344	180	Shell-Thick	SX406	CEDIMENTI	LinStatic	9298.90	-1154.79
344	180	Shell-Thick	SX393	CEDIMENTI	LinStatic	-3133.28	-1343.37
344	180	Shell-Thick	SX394	CEDIMENTI	LinStatic	65535.04	820.79
344	180	Shell-Thick	SX407	CEDIMENTI	LinStatic	87531.15	1009.37
345	181	Shell-Thick	SX235	CEDIMENTI	LinStatic	-1597.33	203.89
345	181	Shell-Thick	SX222	CEDIMENTI	LinStatic	1101.93	-534.46
345	181	Shell-Thick	SX223	CEDIMENTI	LinStatic	1531.81	-1600.78
345	181	Shell-Thick	SX236	CEDIMENTI	LinStatic	-1741.35	-862.43
346	182	Shell-Thick	SX236	CEDIMENTI	LinStatic	2022.99	-1192.50
346	182	Shell-Thick	SX223	CEDIMENTI	LinStatic	-4258.20	-1481.34
346	182	Shell-Thick	SX224	CEDIMENTI	LinStatic	15271.15	387.74
346	182	Shell-Thick	SX237	CEDIMENTI	LinStatic	26652.17	676.57
347	183	Shell-Thick	SX237	CEDIMENTI	LinStatic	-50579.65	4595.89
347	183	Shell-Thick	SX224	CEDIMENTI	LinStatic	-44276.66	4685.31
347	183	Shell-Thick	SX225	CEDIMENTI	LinStatic	22692.08	6266.43
347	183	Shell-Thick	SX238	CEDIMENTI	LinStatic	20268.04	6177.00
348	782	Shell-Thick	DX415	CEDIMENTI	LinStatic	346.21	-1908.27
348	782	Shell-Thick	DX402	CEDIMENTI	LinStatic	634.77	638.77
348	782	Shell-Thick	DX403	CEDIMENTI	LinStatic	542.72	152.03
348	782	Shell-Thick	DX416	CEDIMENTI	LinStatic	86.24	-2395.01
349	184	Shell-Thick	SX240	CEDIMENTI	LinStatic	-13288.30	6899.19
349	184	Shell-Thick	SX227	CEDIMENTI	LinStatic	-14549.39	6722.73
349	184	Shell-Thick	SX228	CEDIMENTI	LinStatic	28871.50	5846.19
349	184	Shell-Thick	SX241	CEDIMENTI	LinStatic	34557.03	6022.66
350	185	Shell-Thick	SX241	CEDIMENTI	LinStatic	-34753.82	5850.09
350	185	Shell-Thick	SX228	CEDIMENTI	LinStatic	-28885.05	6061.84
350	185	Shell-Thick	SX229	CEDIMENTI	LinStatic	14718.86	6859.88
350	185	Shell-Thick	SX242	CEDIMENTI	LinStatic	13209.87	6648.13
351	783	Shell-Thick	DX401	CEDIMENTI	LinStatic	-67425.53	-5900.99
351	783	Shell-Thick	DX388	CEDIMENTI	LinStatic	-52999.21	7160.71
351	783	Shell-Thick	DX389	CEDIMENTI	LinStatic	2892.11	6285.93
351	783	Shell-Thick	DX402	CEDIMENTI	LinStatic	-591.91	-6775.77
352	186	Shell-Thick	SX244	CEDIMENTI	LinStatic	-20375.25	7111.62
352	186	Shell-Thick	SX231	CEDIMENTI	LinStatic	-22094.73	6069.42
352	186	Shell-Thick	SX232	CEDIMENTI	LinStatic	41643.67	4065.82
352	186	Shell-Thick	SX245	CEDIMENTI	LinStatic	47542.54	5108.02
353	187	Shell-Thick	SX407	CEDIMENTI	LinStatic	-121505.17	1273.57
353	187	Shell-Thick	SX394	CEDIMENTI	LinStatic	-114419.56	1674.90
353	187	Shell-Thick	SX395	CEDIMENTI	LinStatic	16469.60	-2118.56
353	187	Shell-Thick	SX408	CEDIMENTI	LinStatic	10551.37	-2519.89
354	784	Shell-Thick	DX402	CEDIMENTI	LinStatic	-1086.20	420.79
354	784	Shell-Thick	DX389	CEDIMENTI	LinStatic	-340.39	-1021.15
354	784	Shell-Thick	DX390	CEDIMENTI	LinStatic	-464.57	-1172.73
354	784	Shell-Thick	DX403	CEDIMENTI	LinStatic	-1054.88	269.22

355	188	Shell-Thick	SX222	CEDIMENTI	LinStatic	1044.37	-661.17
355	188	Shell-Thick	SX209	CEDIMENTI	LinStatic	355.99	2487.02
355	188	Shell-Thick	SX210	CEDIMENTI	LinStatic	124.10	1674.36
355	188	Shell-Thick	SX223	CEDIMENTI	LinStatic	1135.45	-1473.83
356	189	Shell-Thick	SX223	CEDIMENTI	LinStatic	-4413.88	-849.95
356	189	Shell-Thick	SX210	CEDIMENTI	LinStatic	116.24	778.73
356	189	Shell-Thick	SX211	CEDIMENTI	LinStatic	22517.79	1357.23
356	189	Shell-Thick	SX224	CEDIMENTI	LinStatic	14524.48	-271.44
357	190	Shell-Thick	SX224	CEDIMENTI	LinStatic	-43916.83	4733.06
357	190	Shell-Thick	SX211	CEDIMENTI	LinStatic	-38258.32	5117.84
357	190	Shell-Thick	SX212	CEDIMENTI	LinStatic	23859.64	6925.72
357	190	Shell-Thick	SX225	CEDIMENTI	LinStatic	21422.68	6540.93
358	785	Shell-Thick	DX378	CEDIMENTI	LinStatic	-743.85	-781.24
358	785	Shell-Thick	DX365	CEDIMENTI	LinStatic	919.81	-329.05
358	785	Shell-Thick	DX366	CEDIMENTI	LinStatic	1026.66	254.83
358	785	Shell-Thick	DX379	CEDIMENTI	LinStatic	-999.10	-197.36
359	191	Shell-Thick	SX227	CEDIMENTI	LinStatic	-13552.38	7280.39
359	191	Shell-Thick	SX214	CEDIMENTI	LinStatic	-14140.38	7743.15
359	191	Shell-Thick	SX215	CEDIMENTI	LinStatic	23311.03	6015.10
359	191	Shell-Thick	SX228	CEDIMENTI	LinStatic	27933.28	5552.34
360	192	Shell-Thick	SX228	CEDIMENTI	LinStatic	-27948.09	5618.86
360	192	Shell-Thick	SX215	CEDIMENTI	LinStatic	-23534.50	5957.77
360	192	Shell-Thick	SX216	CEDIMENTI	LinStatic	14157.22	7921.53
360	192	Shell-Thick	SX229	CEDIMENTI	LinStatic	13883.81	7582.62
361	786	Shell-Thick	DX379	CEDIMENTI	LinStatic	-980.88	263.26
361	786	Shell-Thick	DX366	CEDIMENTI	LinStatic	-3642.22	-98.66
361	786	Shell-Thick	DX367	CEDIMENTI	LinStatic	42452.80	-196.56
361	786	Shell-Thick	DX380	CEDIMENTI	LinStatic	53998.63	165.35
362	193	Shell-Thick	SX231	CEDIMENTI	LinStatic	-19689.46	6114.17
362	193	Shell-Thick	SX218	CEDIMENTI	LinStatic	-22619.30	8349.87
362	193	Shell-Thick	SX219	CEDIMENTI	LinStatic	34907.88	6565.21
362	193	Shell-Thick	SX232	CEDIMENTI	LinStatic	41217.15	4329.51
363	194	Shell-Thick	SX410	CEDIMENTI	LinStatic	-8851.71	-2648.76
363	194	Shell-Thick	SX397	CEDIMENTI	LinStatic	-14598.36	-2159.16
363	194	Shell-Thick	SX398	CEDIMENTI	LinStatic	93468.80	1668.76
363	194	Shell-Thick	SX411	CEDIMENTI	LinStatic	100331.52	1179.17
364	195	Shell-Thick	SX411	CEDIMENTI	LinStatic	-100478.28	1227.88
364	195	Shell-Thick	SX398	CEDIMENTI	LinStatic	-93631.51	1616.35
364	195	Shell-Thick	SX399	CEDIMENTI	LinStatic	14809.73	-2212.10
364	195	Shell-Thick	SX412	CEDIMENTI	LinStatic	9079.98	-2600.57
365	196	Shell-Thick	SX209	CEDIMENTI	LinStatic	-944.45	2658.15
365	196	Shell-Thick	SX196	CEDIMENTI	LinStatic	-423.87	-280.83
365	196	Shell-Thick	SX197	CEDIMENTI	LinStatic	-327.66	-1548.15
365	196	Shell-Thick	SX210	CEDIMENTI	LinStatic	-654.46	1390.83
366	197	Shell-Thick	SX210	CEDIMENTI	LinStatic	-1855.40	602.93
366	197	Shell-Thick	SX197	CEDIMENTI	LinStatic	2910.83	-1134.48
366	197	Shell-Thick	SX198	CEDIMENTI	LinStatic	31832.92	-241.29
366	197	Shell-Thick	SX211	CEDIMENTI	LinStatic	23140.47	1496.12
367	198	Shell-Thick	SX211	CEDIMENTI	LinStatic	-38165.52	5312.20
367	198	Shell-Thick	SX198	CEDIMENTI	LinStatic	-32481.31	5249.94
367	198	Shell-Thick	SX199	CEDIMENTI	LinStatic	26395.29	6897.95
367	198	Shell-Thick	SX212	CEDIMENTI	LinStatic	23064.34	6960.21
368	787	Shell-Thick	DX365	CEDIMENTI	LinStatic	924.28	-392.07
368	787	Shell-Thick	DX352	CEDIMENTI	LinStatic	-695.09	-287.41
368	787	Shell-Thick	DX353	CEDIMENTI	LinStatic	-978.45	367.05
368	787	Shell-Thick	DX366	CEDIMENTI	LinStatic	991.54	262.39
369	199	Shell-Thick	SX214	CEDIMENTI	LinStatic	-13664.44	7400.70
369	199	Shell-Thick	SX201	CEDIMENTI	LinStatic	-15143.38	7152.85
369	199	Shell-Thick	SX202	CEDIMENTI	LinStatic	17195.16	6338.19
369	199	Shell-Thick	SX215	CEDIMENTI	LinStatic	22452.38	6586.05
370	200	Shell-Thick	SX215	CEDIMENTI	LinStatic	-22653.08	6691.14
370	200	Shell-Thick	SX202	CEDIMENTI	LinStatic	-17182.74	6246.74
370	200	Shell-Thick	SX203	CEDIMENTI	LinStatic	15441.53	6956.03
370	200	Shell-Thick	SX216	CEDIMENTI	LinStatic	13738.49	7400.44
371	788	Shell-Thick	DX366	CEDIMENTI	LinStatic	-2418.17	41.90
371	788	Shell-Thick	DX353	CEDIMENTI	LinStatic	-2276.33	713.33
371	788	Shell-Thick	DX354	CEDIMENTI	LinStatic	38216.90	309.61
371	788	Shell-Thick	DX367	CEDIMENTI	LinStatic	41154.54	-361.82
372	201	Shell-Thick	SX218	CEDIMENTI	LinStatic	-22768.53	6480.58
372	201	Shell-Thick	SX205	CEDIMENTI	LinStatic	-33209.46	4684.26
372	201	Shell-Thick	SX206	CEDIMENTI	LinStatic	21891.58	6969.90
372	201	Shell-Thick	SX219	CEDIMENTI	LinStatic	35258.55	8766.22
373	789	Shell-Thick	DX352	CEDIMENTI	LinStatic	-938.06	-265.34
373	789	Shell-Thick	DX339	CEDIMENTI	LinStatic	1114.79	283.96
373	789	Shell-Thick	DX340	CEDIMENTI	LinStatic	1183.97	918.55
373	789	Shell-Thick	DX353	CEDIMENTI	LinStatic	-1183.45	369.25
374	202	Shell-Thick	SX414	CEDIMENTI	LinStatic	-10605.46	-2627.19
374	202	Shell-Thick	SX401	CEDIMENTI	LinStatic	-16563.72	-2047.63
374	202	Shell-Thick	SX402	CEDIMENTI	LinStatic	112426.98	1776.27
374	202	Shell-Thick	SX415	CEDIMENTI	LinStatic	119557.64	1196.72
375	203	Shell-Thick	SX196	CEDIMENTI	LinStatic	-999.57	-14.76

375	203	Shell-Thick	SX183	CEDIMENTI	LinStatic	1211.62	408.51
375	203	Shell-Thick	SX184	CEDIMENTI	LinStatic	1400.72	-1402.57
375	203	Shell-Thick	SX197	CEDIMENTI	LinStatic	-1185.96	-1825.84
376	204	Shell-Thick	SX197	CEDIMENTI	LinStatic	1784.42	-1809.65
376	204	Shell-Thick	SX184	CEDIMENTI	LinStatic	-1998.99	-2029.68
376	204	Shell-Thick	SX185	CEDIMENTI	LinStatic	25090.84	272.36
376	204	Shell-Thick	SX198	CEDIMENTI	LinStatic	31189.75	492.39
377	205	Shell-Thick	SX198	CEDIMENTI	LinStatic	-32919.65	5142.86
377	205	Shell-Thick	SX185	CEDIMENTI	LinStatic	-27382.48	5506.40
377	205	Shell-Thick	SX186	CEDIMENTI	LinStatic	29635.26	7533.96
377	205	Shell-Thick	SX199	CEDIMENTI	LinStatic	25210.27	7170.43
378	790	Shell-Thick	DX353	CEDIMENTI	LinStatic	-2008.11	1093.87
378	790	Shell-Thick	DX340	CEDIMENTI	LinStatic	-649.30	323.69
378	790	Shell-Thick	DX341	CEDIMENTI	LinStatic	37402.88	-771.30
378	790	Shell-Thick	DX354	CEDIMENTI	LinStatic	37605.61	-1.12
379	206	Shell-Thick	SX201	CEDIMENTI	LinStatic	-14194.65	7975.08
379	206	Shell-Thick	SX188	CEDIMENTI	LinStatic	-16670.16	8868.96
379	206	Shell-Thick	SX189	CEDIMENTI	LinStatic	10948.89	6788.44
379	206	Shell-Thick	SX202	CEDIMENTI	LinStatic	16444.60	5894.57
380	207	Shell-Thick	SX202	CEDIMENTI	LinStatic	-16411.30	5751.07
380	207	Shell-Thick	SX189	CEDIMENTI	LinStatic	-10860.80	6924.97
380	207	Shell-Thick	SX190	CEDIMENTI	LinStatic	16625.25	9004.71
380	207	Shell-Thick	SX203	CEDIMENTI	LinStatic	14292.38	7830.81
381	791	Shell-Thick	DX339	CEDIMENTI	LinStatic	924.79	76.00
381	791	Shell-Thick	DX326	CEDIMENTI	LinStatic	-934.80	-933.12
381	791	Shell-Thick	DX327	CEDIMENTI	LinStatic	-1298.90	102.65
381	791	Shell-Thick	DX340	CEDIMENTI	LinStatic	1032.96	1111.76
382	208	Shell-Thick	SX205	CEDIMENTI	LinStatic	-31438.65	8613.93
382	208	Shell-Thick	SX192	CEDIMENTI	LinStatic	-28764.06	8804.93
382	208	Shell-Thick	SX193	CEDIMENTI	LinStatic	24086.12	2874.65
382	208	Shell-Thick	SX206	CEDIMENTI	LinStatic	22268.34	2683.65
384	209	Shell-Thick	SX26	CEDIMENTI	LinStatic	-7279.97	-16106.37
384	209	Shell-Thick	SX39	CEDIMENTI	LinStatic	6509.27	-2554.81
384	209	Shell-Thick	SX38	CEDIMENTI	LinStatic	6932.36	-267.28
384	209	Shell-Thick	SX25	CEDIMENTI	LinStatic	-8761.18	-13818.83
385	210	Shell-Thick	SX183	CEDIMENTI	LinStatic	3.50	247.01
385	210	Shell-Thick	SX170	CEDIMENTI	LinStatic	671.78	1770.99
385	210	Shell-Thick	SX171	CEDIMENTI	LinStatic	622.35	-9.73
385	210	Shell-Thick	SX184	CEDIMENTI	LinStatic	284.54	-1533.72
386	211	Shell-Thick	SX184	CEDIMENTI	LinStatic	-2945.90	-1758.72
386	211	Shell-Thick	SX171	CEDIMENTI	LinStatic	1534.64	-123.15
386	211	Shell-Thick	SX172	CEDIMENTI	LinStatic	29344.61	1086.75
386	211	Shell-Thick	SX185	CEDIMENTI	LinStatic	23684.93	-548.81
387	212	Shell-Thick	SX185	CEDIMENTI	LinStatic	-28470.29	5267.82
387	212	Shell-Thick	SX172	CEDIMENTI	LinStatic	-24521.02	7417.45
387	212	Shell-Thick	SX173	CEDIMENTI	LinStatic	33480.55	8000.40
387	212	Shell-Thick	SX186	CEDIMENTI	LinStatic	29087.55	5850.77
388	792	Shell-Thick	DX340	CEDIMENTI	LinStatic	-609.96	414.67
388	792	Shell-Thick	DX327	CEDIMENTI	LinStatic	1508.15	960.33
388	792	Shell-Thick	DX328	CEDIMENTI	LinStatic	38902.69	-233.37
388	792	Shell-Thick	DX341	CEDIMENTI	LinStatic	37020.31	-779.03
389	213	Shell-Thick	SX188	CEDIMENTI	LinStatic	-15381.17	7683.06
389	213	Shell-Thick	SX175	CEDIMENTI	LinStatic	-18066.60	9887.26
389	213	Shell-Thick	SX176	CEDIMENTI	LinStatic	5105.44	10447.67
389	213	Shell-Thick	SX189	CEDIMENTI	LinStatic	10318.82	8243.47
390	214	Shell-Thick	SX189	CEDIMENTI	LinStatic	-10162.83	8374.99
390	214	Shell-Thick	SX176	CEDIMENTI	LinStatic	-5055.33	10326.61
390	214	Shell-Thick	SX177	CEDIMENTI	LinStatic	17976.41	9752.68
390	214	Shell-Thick	SX190	CEDIMENTI	LinStatic	15519.29	7801.06
391	793	Shell-Thick	DX326	CEDIMENTI	LinStatic	-1337.39	-842.57
391	793	Shell-Thick	DX313	CEDIMENTI	LinStatic	869.62	-1526.61
391	793	Shell-Thick	DX314	CEDIMENTI	LinStatic	1100.52	-651.12
391	793	Shell-Thick	DX327	CEDIMENTI	LinStatic	-1662.90	32.92
392	215	Shell-Thick	SX192	CEDIMENTI	LinStatic	-28193.70	5419.00
392	215	Shell-Thick	SX179	CEDIMENTI	LinStatic	-31568.26	8059.99
392	215	Shell-Thick	SX180	CEDIMENTI	LinStatic	21635.80	7125.07
392	215	Shell-Thick	SX193	CEDIMENTI	LinStatic	24734.34	4484.07
393	216	Shell-Thick	SX25	CEDIMENTI	LinStatic	44923.02	-11640.91
393	216	Shell-Thick	SX38	CEDIMENTI	LinStatic	-26116.20	-1630.92
393	216	Shell-Thick	SX37	CEDIMENTI	LinStatic	94268.50	3602.66
393	216	Shell-Thick	SX24	CEDIMENTI	LinStatic	200909.00	-6407.32
394	217	Shell-Thick	SX39	CEDIMENTI	LinStatic	4946.05	-3461.11
394	217	Shell-Thick	SX52	CEDIMENTI	LinStatic	-2675.98	-237.93
394	217	Shell-Thick	SX51	CEDIMENTI	LinStatic	-3339.14	3270.88
394	217	Shell-Thick	SX38	CEDIMENTI	LinStatic	5965.43	47.69
395	218	Shell-Thick	SX170	CEDIMENTI	LinStatic	-120.04	983.98
395	218	Shell-Thick	SX157	CEDIMENTI	LinStatic	-1746.54	-3309.80
395	218	Shell-Thick	SX158	CEDIMENTI	LinStatic	-1602.42	-2192.87
395	218	Shell-Thick	SX171	CEDIMENTI	LinStatic	106.10	2100.90
396	219	Shell-Thick	SX171	CEDIMENTI	LinStatic	2217.87	1731.41
396	219	Shell-Thick	SX158	CEDIMENTI	LinStatic	1313.02	-1510.69

396	219	Shell-Thick	SX159	CEDIMENTI	LinStatic	29209.16	-1794.63
396	219	Shell-Thick	SX172	CEDIMENTI	LinStatic	33892.17	1447.47
397	220	Shell-Thick	SX172	CEDIMENTI	LinStatic	-27213.81	6303.21
397	220	Shell-Thick	SX159	CEDIMENTI	LinStatic	-20780.10	7527.57
397	220	Shell-Thick	SX160	CEDIMENTI	LinStatic	29823.64	9026.65
397	220	Shell-Thick	SX173	CEDIMENTI	LinStatic	38670.57	7802.28
398	794	Shell-Thick	DX327	CEDIMENTI	LinStatic	1679.55	707.85
398	794	Shell-Thick	DX314	CEDIMENTI	LinStatic	-4010.43	-1178.16
398	794	Shell-Thick	DX315	CEDIMENTI	LinStatic	27496.81	-1688.98
398	794	Shell-Thick	DX328	CEDIMENTI	LinStatic	38146.20	197.03
399	221	Shell-Thick	SX175	CEDIMENTI	LinStatic	-21237.87	9446.43
399	221	Shell-Thick	SX162	CEDIMENTI	LinStatic	-14169.77	10498.77
399	221	Shell-Thick	SX163	CEDIMENTI	LinStatic	2991.85	11739.04
399	221	Shell-Thick	SX176	CEDIMENTI	LinStatic	4812.21	10686.70
400	222	Shell-Thick	SX176	CEDIMENTI	LinStatic	-4682.45	10545.81
400	222	Shell-Thick	SX163	CEDIMENTI	LinStatic	-2915.14	11844.30
400	222	Shell-Thick	SX164	CEDIMENTI	LinStatic	13832.10	10593.71
400	222	Shell-Thick	SX177	CEDIMENTI	LinStatic	20963.02	9295.22
401	795	Shell-Thick	DX313	CEDIMENTI	LinStatic	1077.99	-1717.61
401	795	Shell-Thick	DX300	CEDIMENTI	LinStatic	279.21	815.06
401	795	Shell-Thick	DX301	CEDIMENTI	LinStatic	11.07	2037.64
401	795	Shell-Thick	DX314	CEDIMENTI	LinStatic	1104.49	-495.03
402	223	Shell-Thick	SX179	CEDIMENTI	LinStatic	-36606.85	7519.41
402	223	Shell-Thick	SX166	CEDIMENTI	LinStatic	-28345.68	8659.15
402	223	Shell-Thick	SX167	CEDIMENTI	LinStatic	16890.58	7502.86
402	223	Shell-Thick	SX180	CEDIMENTI	LinStatic	23800.51	6363.12
403	224	Shell-Thick	SX38	CEDIMENTI	LinStatic	-16645.52	2414.48
403	224	Shell-Thick	SX51	CEDIMENTI	LinStatic	-3092.11	1418.35
403	224	Shell-Thick	SX50	CEDIMENTI	LinStatic	85355.47	-2806.38
403	224	Shell-Thick	SX37	CEDIMENTI	LinStatic	83934.50	-1810.25
404	225	Shell-Thick	SX52	CEDIMENTI	LinStatic	-4287.49	557.39
404	225	Shell-Thick	SX65	CEDIMENTI	LinStatic	1570.73	-5134.58
404	225	Shell-Thick	SX64	CEDIMENTI	LinStatic	2298.19	-2965.92
404	225	Shell-Thick	SX51	CEDIMENTI	LinStatic	-4462.39	2726.05
405	226	Shell-Thick	SX157	CEDIMENTI	LinStatic	-652.09	-3801.76
405	226	Shell-Thick	SX144	CEDIMENTI	LinStatic	1615.94	-2238.38
405	226	Shell-Thick	SX145	CEDIMENTI	LinStatic	1945.15	-241.57
405	226	Shell-Thick	SX158	CEDIMENTI	LinStatic	-1055.15	-1804.95
406	227	Shell-Thick	SX158	CEDIMENTI	LinStatic	5498.33	-1560.48
406	227	Shell-Thick	SX145	CEDIMENTI	LinStatic	-5638.56	66.41
406	227	Shell-Thick	SX146	CEDIMENTI	LinStatic	2044.15	-449.56
406	227	Shell-Thick	SX159	CEDIMENTI	LinStatic	25875.82	-2076.46
407	228	Shell-Thick	SX159	CEDIMENTI	LinStatic	-16099.23	6309.93
407	228	Shell-Thick	SX146	CEDIMENTI	LinStatic	-8577.70	5796.59
407	228	Shell-Thick	SX147	CEDIMENTI	LinStatic	18608.81	7690.53
407	228	Shell-Thick	SX160	CEDIMENTI	LinStatic	25111.47	8203.87
408	796	Shell-Thick	DX314	CEDIMENTI	LinStatic	-3615.44	-571.80
408	796	Shell-Thick	DX301	CEDIMENTI	LinStatic	-374.00	2317.90
408	796	Shell-Thick	DX302	CEDIMENTI	LinStatic	31462.95	541.48
408	796	Shell-Thick	DX315	CEDIMENTI	LinStatic	26845.57	-2348.23
409	229	Shell-Thick	SX162	CEDIMENTI	LinStatic	-11701.51	10491.41
409	229	Shell-Thick	SX149	CEDIMENTI	LinStatic	-7376.66	10350.90
409	229	Shell-Thick	SX150	CEDIMENTI	LinStatic	-3487.45	11194.52
409	229	Shell-Thick	SX163	CEDIMENTI	LinStatic	534.10	11335.03
410	230	Shell-Thick	SX163	CEDIMENTI	LinStatic	-485.70	11432.55
410	230	Shell-Thick	SX150	CEDIMENTI	LinStatic	3495.08	11076.71
410	230	Shell-Thick	SX151	CEDIMENTI	LinStatic	7122.32	10231.43
410	230	Shell-Thick	SX164	CEDIMENTI	LinStatic	11489.25	10587.28
411	797	Shell-Thick	DX300	CEDIMENTI	LinStatic	-691.48	808.82
411	797	Shell-Thick	DX287	CEDIMENTI	LinStatic	-393.91	-1620.41
411	797	Shell-Thick	DX288	CEDIMENTI	LinStatic	-502.39	-288.15
411	797	Shell-Thick	DX301	CEDIMENTI	LinStatic	-677.11	2141.08
412	231	Shell-Thick	SX166	CEDIMENTI	LinStatic	-23639.11	8024.41
412	231	Shell-Thick	SX153	CEDIMENTI	LinStatic	-17153.25	7747.70
412	231	Shell-Thick	SX154	CEDIMENTI	LinStatic	4479.49	5872.50
412	231	Shell-Thick	SX167	CEDIMENTI	LinStatic	12062.41	6149.21
413	232	Shell-Thick	SX51	CEDIMENTI	LinStatic	1402.02	918.18
413	232	Shell-Thick	SX64	CEDIMENTI	LinStatic	-1669.74	-827.23
413	232	Shell-Thick	SX63	CEDIMENTI	LinStatic	62695.36	-3123.43
413	232	Shell-Thick	SX50	CEDIMENTI	LinStatic	79176.26	-1378.02
414	233	Shell-Thick	SX65	CEDIMENTI	LinStatic	1413.56	-5179.03
414	233	Shell-Thick	SX78	CEDIMENTI	LinStatic	-293.66	-2365.95
414	233	Shell-Thick	SX77	CEDIMENTI	LinStatic	-289.65	-256.97
414	233	Shell-Thick	SX64	CEDIMENTI	LinStatic	1498.84	-3070.05
415	234	Shell-Thick	SX144	CEDIMENTI	LinStatic	1283.90	-1928.11
415	234	Shell-Thick	SX131	CEDIMENTI	LinStatic	-1121.53	-1120.67
415	234	Shell-Thick	SX132	CEDIMENTI	LinStatic	-1381.29	-2.92
415	234	Shell-Thick	SX145	CEDIMENTI	LinStatic	1527.99	-810.36
416	235	Shell-Thick	SX145	CEDIMENTI	LinStatic	-2512.48	-107.51
416	235	Shell-Thick	SX132	CEDIMENTI	LinStatic	-1808.63	-343.98
416	235	Shell-Thick	SX133	CEDIMENTI	LinStatic	-4806.24	-1289.80

416	235	Shell-Thick	SX146	CEDIMENTI	LinStatic	-1879.74	-1053.33
417	236	Shell-Thick	SX146	CEDIMENTI	LinStatic	-4780.84	6067.27
417	236	Shell-Thick	SX133	CEDIMENTI	LinStatic	1884.98	6044.02
417	236	Shell-Thick	SX134	CEDIMENTI	LinStatic	7545.20	7432.72
417	236	Shell-Thick	SX147	CEDIMENTI	LinStatic	14506.55	7455.97
418	798	Shell-Thick	DX301	CEDIMENTI	LinStatic	-1424.31	2552.19
418	798	Shell-Thick	DX288	CEDIMENTI	LinStatic	1608.38	-508.44
418	798	Shell-Thick	DX289	CEDIMENTI	LinStatic	36425.61	-2608.32
418	798	Shell-Thick	DX302	CEDIMENTI	LinStatic	31485.97	452.31
419	237	Shell-Thick	SX149	CEDIMENTI	LinStatic	-5157.50	10042.44
419	237	Shell-Thick	SX136	CEDIMENTI	LinStatic	-192.23	9900.88
419	237	Shell-Thick	SX137	CEDIMENTI	LinStatic	-9047.77	11283.93
419	237	Shell-Thick	SX150	CEDIMENTI	LinStatic	-5868.85	11425.50
420	238	Shell-Thick	SX150	CEDIMENTI	LinStatic	5894.84	11314.99
420	238	Shell-Thick	SX137	CEDIMENTI	LinStatic	9109.60	11374.42
420	238	Shell-Thick	SX138	CEDIMENTI	LinStatic	-168.73	9985.22
420	238	Shell-Thick	SX151	CEDIMENTI	LinStatic	4773.43	9925.79
421	799	Shell-Thick	DX287	CEDIMENTI	LinStatic	-421.39	-1685.25
421	799	Shell-Thick	DX274	CEDIMENTI	LinStatic	847.38	-890.01
421	799	Shell-Thick	DX275	CEDIMENTI	LinStatic	953.99	316.98
421	799	Shell-Thick	DX288	CEDIMENTI	LinStatic	-620.10	-478.26
422	239	Shell-Thick	SX153	CEDIMENTI	LinStatic	-13086.45	7508.43
422	239	Shell-Thick	SX140	CEDIMENTI	LinStatic	-6294.60	7379.94
422	239	Shell-Thick	SX141	CEDIMENTI	LinStatic	-6026.88	6027.77
422	239	Shell-Thick	SX154	CEDIMENTI	LinStatic	809.17	6156.26
423	240	Shell-Thick	SX64	CEDIMENTI	LinStatic	3334.05	-1712.03
423	240	Shell-Thick	SX77	CEDIMENTI	LinStatic	-8317.35	-1402.96
423	240	Shell-Thick	SX76	CEDIMENTI	LinStatic	31376.31	-1905.61
423	240	Shell-Thick	SX63	CEDIMENTI	LinStatic	55992.12	-2214.68
424	241	Shell-Thick	SX78	CEDIMENTI	LinStatic	-1290.07	-2138.88
424	241	Shell-Thick	SX91	CEDIMENTI	LinStatic	1780.98	-271.35
424	241	Shell-Thick	SX90	CEDIMENTI	LinStatic	2000.82	1438.89
424	241	Shell-Thick	SX77	CEDIMENTI	LinStatic	-1317.28	-428.65
425	242	Shell-Thick	SX131	CEDIMENTI	LinStatic	-1627.14	-1166.66
425	242	Shell-Thick	SX118	CEDIMENTI	LinStatic	1778.86	-961.34
425	242	Shell-Thick	SX119	CEDIMENTI	LinStatic	1988.92	348.38
425	242	Shell-Thick	SX132	CEDIMENTI	LinStatic	-1908.77	143.05
426	243	Shell-Thick	SX132	CEDIMENTI	LinStatic	-943.31	211.31
426	243	Shell-Thick	SX119	CEDIMENTI	LinStatic	536.88	614.60
426	243	Shell-Thick	SX120	CEDIMENTI	LinStatic	-7793.80	-1203.22
426	243	Shell-Thick	SX133	CEDIMENTI	LinStatic	-6629.52	-1606.51
427	244	Shell-Thick	SX133	CEDIMENTI	LinStatic	5529.72	5841.09
427	244	Shell-Thick	SX120	CEDIMENTI	LinStatic	12373.29	5754.87
427	244	Shell-Thick	SX121	CEDIMENTI	LinStatic	-3108.28	7301.66
427	244	Shell-Thick	SX134	CEDIMENTI	LinStatic	3534.44	7387.88
428	800	Shell-Thick	DX288	CEDIMENTI	LinStatic	1610.26	-923.76
428	800	Shell-Thick	DX275	CEDIMENTI	LinStatic	176.57	941.96
428	800	Shell-Thick	DX276	CEDIMENTI	LinStatic	31732.13	-420.02
428	800	Shell-Thick	DX289	CEDIMENTI	LinStatic	36029.18	-2285.74
429	245	Shell-Thick	SX136	CEDIMENTI	LinStatic	1950.80	9854.69
429	245	Shell-Thick	SX123	CEDIMENTI	LinStatic	6378.05	9624.04
429	245	Shell-Thick	SX124	CEDIMENTI	LinStatic	-15031.61	10771.18
429	245	Shell-Thick	SX137	CEDIMENTI	LinStatic	-11391.20	11001.83
430	246	Shell-Thick	SX137	CEDIMENTI	LinStatic	11426.78	11086.55
430	246	Shell-Thick	SX124	CEDIMENTI	LinStatic	15082.30	10686.65
430	246	Shell-Thick	SX125	CEDIMENTI	LinStatic	-6629.86	9545.84
430	246	Shell-Thick	SX138	CEDIMENTI	LinStatic	-2211.46	9945.74
431	801	Shell-Thick	DX274	CEDIMENTI	LinStatic	431.76	-530.20
431	801	Shell-Thick	DX261	CEDIMENTI	LinStatic	-622.29	-387.16
431	801	Shell-Thick	DX262	CEDIMENTI	LinStatic	-622.39	342.77
431	801	Shell-Thick	DX275	CEDIMENTI	LinStatic	631.09	199.73
432	247	Shell-Thick	SX140	CEDIMENTI	LinStatic	-2225.33	7448.57
432	247	Shell-Thick	SX127	CEDIMENTI	LinStatic	4598.46	7548.49
432	247	Shell-Thick	SX128	CEDIMENTI	LinStatic	-16497.73	5853.11
432	247	Shell-Thick	SX141	CEDIMENTI	LinStatic	-9753.64	5753.19
433	248	Shell-Thick	SX77	CEDIMENTI	LinStatic	-5412.46	-225.54
433	248	Shell-Thick	SX90	CEDIMENTI	LinStatic	-774.19	1495.63
433	248	Shell-Thick	SX89	CEDIMENTI	LinStatic	26264.54	-1124.92
433	248	Shell-Thick	SX76	CEDIMENTI	LinStatic	26449.48	-2846.09
434	249	Shell-Thick	SX91	CEDIMENTI	LinStatic	484.16	-316.73
434	249	Shell-Thick	SX104	CEDIMENTI	LinStatic	-1597.66	-2958.53
434	249	Shell-Thick	SX103	CEDIMENTI	LinStatic	-1752.96	-1171.31
434	249	Shell-Thick	SX90	CEDIMENTI	LinStatic	905.03	1470.49
435	250	Shell-Thick	SX118	CEDIMENTI	LinStatic	1139.05	-1075.82
435	250	Shell-Thick	SX105	CEDIMENTI	LinStatic	-1256.04	-1899.17
435	250	Shell-Thick	SX106	CEDIMENTI	LinStatic	-1593.89	-429.64
435	250	Shell-Thick	SX119	CEDIMENTI	LinStatic	1350.26	393.71
436	251	Shell-Thick	SX119	CEDIMENTI	LinStatic	741.75	308.73
436	251	Shell-Thick	SX106	CEDIMENTI	LinStatic	2523.42	-58.89
436	251	Shell-Thick	SX107	CEDIMENTI	LinStatic	-8563.54	-1574.04
436	251	Shell-Thick	SX120	CEDIMENTI	LinStatic	-9180.47	-1206.41

437	252	Shell-Thick	SX120	CEDIMENTI	LinStatic	15876.58	5812.22
437	252	Shell-Thick	SX107	CEDIMENTI	LinStatic	22681.65	5680.83
437	252	Shell-Thick	SX108	CEDIMENTI	LinStatic	-13789.86	6910.71
437	252	Shell-Thick	SX121	CEDIMENTI	LinStatic	-7143.43	7042.10
438	802	Shell-Thick	DX275	CEDIMENTI	LinStatic	746.43	904.04
438	802	Shell-Thick	DX262	CEDIMENTI	LinStatic	-2197.20	-250.47
438	802	Shell-Thick	DX263	CEDIMENTI	LinStatic	33117.94	-479.07
438	802	Shell-Thick	DX276	CEDIMENTI	LinStatic	38163.82	675.45
439	253	Shell-Thick	SX123	CEDIMENTI	LinStatic	8488.98	9249.35
439	253	Shell-Thick	SX110	CEDIMENTI	LinStatic	13080.03	8877.26
439	253	Shell-Thick	SX111	CEDIMENTI	LinStatic	-20884.76	10324.15
439	253	Shell-Thick	SX124	CEDIMENTI	LinStatic	-17339.89	10696.23
440	254	Shell-Thick	SX124	CEDIMENTI	LinStatic	17415.76	10617.15
440	254	Shell-Thick	SX111	CEDIMENTI	LinStatic	21008.84	10405.93
440	254	Shell-Thick	SX112	CEDIMENTI	LinStatic	-13390.51	8961.85
440	254	Shell-Thick	SX125	CEDIMENTI	LinStatic	-8835.25	9173.07
441	803	Shell-Thick	DX261	CEDIMENTI	LinStatic	-551.89	-224.56
441	803	Shell-Thick	DX248	CEDIMENTI	LinStatic	1130.42	549.98
441	803	Shell-Thick	DX249	CEDIMENTI	LinStatic	1098.29	693.47
441	803	Shell-Thick	DX262	CEDIMENTI	LinStatic	-781.96	-81.07
442	255	Shell-Thick	SX127	CEDIMENTI	LinStatic	8641.14	7206.28
442	255	Shell-Thick	SX114	CEDIMENTI	LinStatic	15135.86	6945.63
442	255	Shell-Thick	SX115	CEDIMENTI	LinStatic	-26896.29	5731.36
442	255	Shell-Thick	SX128	CEDIMENTI	LinStatic	-19888.09	5992.01
443	256	Shell-Thick	SX90	CEDIMENTI	LinStatic	-421.33	1203.49
443	256	Shell-Thick	SX103	CEDIMENTI	LinStatic	1444.93	-686.86
443	256	Shell-Thick	SX102	CEDIMENTI	LinStatic	24160.44	-2625.82
443	256	Shell-Thick	SX89	CEDIMENTI	LinStatic	24109.02	-735.48
444	257	Shell-Thick	SX104	CEDIMENTI	LinStatic	-2119.34	-2639.52
444	257	Shell-Thick	SX117	CEDIMENTI	LinStatic	2359.41	-1794.08
444	257	Shell-Thick	SX116	CEDIMENTI	LinStatic	2874.61	-638.56
444	257	Shell-Thick	SX103	CEDIMENTI	LinStatic	-2550.98	-1484.01
445	258	Shell-Thick	SX105	CEDIMENTI	LinStatic	-2009.20	-1758.50
445	258	Shell-Thick	SX92	CEDIMENTI	LinStatic	1425.60	-2868.81
445	258	Shell-Thick	SX93	CEDIMENTI	LinStatic	1758.05	-1684.73
445	258	Shell-Thick	SX106	CEDIMENTI	LinStatic	-2400.33	-574.42
446	259	Shell-Thick	SX106	CEDIMENTI	LinStatic	3874.08	-474.14
446	259	Shell-Thick	SX93	CEDIMENTI	LinStatic	-3655.89	-1532.79
446	259	Shell-Thick	SX94	CEDIMENTI	LinStatic	-27665.62	-2200.50
446	259	Shell-Thick	SX107	CEDIMENTI	LinStatic	-11427.04	-1141.85
447	260	Shell-Thick	SX107	CEDIMENTI	LinStatic	26048.33	5406.93
447	260	Shell-Thick	SX94	CEDIMENTI	LinStatic	33223.67	5180.23
447	260	Shell-Thick	SX95	CEDIMENTI	LinStatic	-24394.13	6721.75
447	260	Shell-Thick	SX108	CEDIMENTI	LinStatic	-17944.12	6948.45
448	804	Shell-Thick	DX262	CEDIMENTI	LinStatic	-1821.76	-245.14
448	804	Shell-Thick	DX249	CEDIMENTI	LinStatic	-368.45	949.71
448	804	Shell-Thick	DX250	CEDIMENTI	LinStatic	32373.15	492.50
448	804	Shell-Thick	DX263	CEDIMENTI	LinStatic	32231.14	-702.35
449	261	Shell-Thick	SX110	CEDIMENTI	LinStatic	15222.39	8768.34
449	261	Shell-Thick	SX97	CEDIMENTI	LinStatic	19729.96	8379.68
449	261	Shell-Thick	SX98	CEDIMENTI	LinStatic	-27025.46	9514.55
449	261	Shell-Thick	SX111	CEDIMENTI	LinStatic	-23234.55	9903.21
450	262	Shell-Thick	SX111	CEDIMENTI	LinStatic	23340.04	9980.19
450	262	Shell-Thick	SX98	CEDIMENTI	LinStatic	27156.42	9447.63
450	262	Shell-Thick	SX99	CEDIMENTI	LinStatic	-19942.98	8323.26
450	262	Shell-Thick	SX112	CEDIMENTI	LinStatic	-15447.14	8855.83
451	805	Shell-Thick	DX248	CEDIMENTI	LinStatic	453.65	265.59
451	805	Shell-Thick	DX235	CEDIMENTI	LinStatic	-834.55	-651.04
451	805	Shell-Thick	DX236	CEDIMENTI	LinStatic	-1052.09	199.17
451	805	Shell-Thick	DX249	CEDIMENTI	LinStatic	636.01	1115.80
452	263	Shell-Thick	SX114	CEDIMENTI	LinStatic	19368.35	7057.94
452	263	Shell-Thick	SX101	CEDIMENTI	LinStatic	25944.82	6969.28
452	263	Shell-Thick	SX102	CEDIMENTI	LinStatic	-37480.73	5305.40
452	263	Shell-Thick	SX115	CEDIMENTI	LinStatic	-30333.34	5394.06
453	264	Shell-Thick	SX103	CEDIMENTI	LinStatic	2932.02	-1122.65
453	264	Shell-Thick	SX116	CEDIMENTI	LinStatic	-3255.47	-776.22
453	264	Shell-Thick	SX115	CEDIMENTI	LinStatic	6330.56	-1561.17
453	264	Shell-Thick	SX102	CEDIMENTI	LinStatic	20959.33	-1907.61
454	265	Shell-Thick	SX117	CEDIMENTI	LinStatic	1717.44	-2003.56
454	265	Shell-Thick	SX130	CEDIMENTI	LinStatic	-1514.85	-1397.61
454	265	Shell-Thick	SX129	CEDIMENTI	LinStatic	-1820.55	183.88
454	265	Shell-Thick	SX116	CEDIMENTI	LinStatic	2162.56	-422.06
455	266	Shell-Thick	SX92	CEDIMENTI	LinStatic	1207.29	-3071.77
455	266	Shell-Thick	SX79	CEDIMENTI	LinStatic	602.88	514.93
455	266	Shell-Thick	SX80	CEDIMENTI	LinStatic	267.34	2096.06
455	266	Shell-Thick	SX93	CEDIMENTI	LinStatic	1175.73	-1490.64
456	267	Shell-Thick	SX93	CEDIMENTI	LinStatic	-2067.06	-975.57
456	267	Shell-Thick	SX80	CEDIMENTI	LinStatic	1220.19	1855.29
456	267	Shell-Thick	SX81	CEDIMENTI	LinStatic	-28400.27	-227.60
456	267	Shell-Thick	SX94	CEDIMENTI	LinStatic	-30634.34	-3058.45
457	268	Shell-Thick	SX94	CEDIMENTI	LinStatic	36568.79	5176.36

457	268	Shell-Thick	SX81	CEDIMENTI	LinStatic	43733.60	4790.30
457	268	Shell-Thick	SX82	CEDIMENTI	LinStatic	-35386.36	6011.14
457	268	Shell-Thick	SX95	CEDIMENTI	LinStatic	-28639.53	6397.19
458	806	Shell-Thick	DX249	CEDIMENTI	LinStatic	-626.66	1314.41
458	806	Shell-Thick	DX236	CEDIMENTI	LinStatic	1162.45	112.74
458	806	Shell-Thick	DX237	CEDIMENTI	LinStatic	33416.01	-836.69
458	806	Shell-Thick	DX250	CEDIMENTI	LinStatic	31841.25	364.98
459	269	Shell-Thick	SX97	CEDIMENTI	LinStatic	21890.24	8000.02
459	269	Shell-Thick	SX84	CEDIMENTI	LinStatic	26665.65	7480.13
459	269	Shell-Thick	SX85	CEDIMENTI	LinStatic	-33216.78	8736.98
459	269	Shell-Thick	SX98	CEDIMENTI	LinStatic	-29402.27	9256.88
460	270	Shell-Thick	SX98	CEDIMENTI	LinStatic	29559.61	9193.77
460	270	Shell-Thick	SX85	CEDIMENTI	LinStatic	33418.66	8800.89
460	270	Shell-Thick	SX86	CEDIMENTI	LinStatic	-26921.51	7545.61
460	270	Shell-Thick	SX99	CEDIMENTI	LinStatic	-22178.80	7938.49
461	807	Shell-Thick	DX235	CEDIMENTI	LinStatic	-1031.55	-564.90
461	807	Shell-Thick	DX222	CEDIMENTI	LinStatic	758.80	-1411.89
461	807	Shell-Thick	DX223	CEDIMENTI	LinStatic	941.35	-771.62
461	807	Shell-Thick	DX236	CEDIMENTI	LinStatic	-1328.70	75.37
462	271	Shell-Thick	SX101	CEDIMENTI	LinStatic	30207.29	6579.14
462	271	Shell-Thick	SX88	CEDIMENTI	LinStatic	36849.42	6048.23
462	271	Shell-Thick	SX89	CEDIMENTI	LinStatic	-48060.58	4812.57
462	271	Shell-Thick	SX102	CEDIMENTI	LinStatic	-40729.50	5343.48
463	272	Shell-Thick	SX116	CEDIMENTI	LinStatic	-1718.85	-493.58
463	272	Shell-Thick	SX129	CEDIMENTI	LinStatic	-993.19	495.49
463	272	Shell-Thick	SX128	CEDIMENTI	LinStatic	2501.84	-910.75
463	272	Shell-Thick	SX115	CEDIMENTI	LinStatic	3419.98	-1899.81
464	273	Shell-Thick	SX130	CEDIMENTI	LinStatic	-2300.81	-1209.55
464	273	Shell-Thick	SX143	CEDIMENTI	LinStatic	2229.50	-828.73
464	273	Shell-Thick	SX142	CEDIMENTI	LinStatic	2608.40	440.38
464	273	Shell-Thick	SX129	CEDIMENTI	LinStatic	-2657.20	59.55
465	274	Shell-Thick	SX79	CEDIMENTI	LinStatic	-980.03	362.34
465	274	Shell-Thick	SX66	CEDIMENTI	LinStatic	-496.60	-3123.77
465	274	Shell-Thick	SX67	CEDIMENTI	LinStatic	-610.03	-1215.46
465	274	Shell-Thick	SX80	CEDIMENTI	LinStatic	-920.84	2270.65
466	275	Shell-Thick	SX80	CEDIMENTI	LinStatic	788.28	2021.14
466	275	Shell-Thick	SX67	CEDIMENTI	LinStatic	4549.45	-661.28
466	275	Shell-Thick	SX68	CEDIMENTI	LinStatic	-28675.01	-3230.97
466	275	Shell-Thick	SX81	CEDIMENTI	LinStatic	-29869.49	-548.55
467	276	Shell-Thick	SX81	CEDIMENTI	LinStatic	47193.42	4489.55
467	276	Shell-Thick	SX68	CEDIMENTI	LinStatic	54691.93	4089.21
467	276	Shell-Thick	SX69	CEDIMENTI	LinStatic	-46630.55	5566.36
467	276	Shell-Thick	SX82	CEDIMENTI	LinStatic	-39759.64	5966.70
468	808	Shell-Thick	DX236	CEDIMENTI	LinStatic	1548.26	-229.66
468	808	Shell-Thick	DX223	CEDIMENTI	LinStatic	-4021.83	-285.22
468	808	Shell-Thick	DX224	CEDIMENTI	LinStatic	22833.98	-417.28
468	808	Shell-Thick	DX237	CEDIMENTI	LinStatic	32463.86	-361.73
469	277	Shell-Thick	SX84	CEDIMENTI	LinStatic	28931.56	7325.03
469	277	Shell-Thick	SX71	CEDIMENTI	LinStatic	33857.52	6785.75
469	277	Shell-Thick	SX72	CEDIMENTI	LinStatic	-39751.11	7645.12
469	277	Shell-Thick	SX85	CEDIMENTI	LinStatic	-35695.94	8184.40
470	278	Shell-Thick	SX85	CEDIMENTI	LinStatic	35876.87	8244.49
470	278	Shell-Thick	SX72	CEDIMENTI	LinStatic	39948.81	7579.13
470	278	Shell-Thick	SX73	CEDIMENTI	LinStatic	-34046.44	6723.71
470	278	Shell-Thick	SX86	CEDIMENTI	LinStatic	-29122.02	7389.06
471	809	Shell-Thick	DX222	CEDIMENTI	LinStatic	754.46	-1601.65
471	809	Shell-Thick	DX209	CEDIMENTI	LinStatic	504.13	1668.05
471	809	Shell-Thick	DX210	CEDIMENTI	LinStatic	357.67	2718.73
471	809	Shell-Thick	DX223	CEDIMENTI	LinStatic	817.91	-550.97
472	279	Shell-Thick	SX88	CEDIMENTI	LinStatic	41293.96	6060.34
472	279	Shell-Thick	SX75	CEDIMENTI	LinStatic	48305.64	5737.05
472	279	Shell-Thick	SX76	CEDIMENTI	LinStatic	-58998.32	4112.87
472	279	Shell-Thick	SX89	CEDIMENTI	LinStatic	-51560.98	4436.16
473	280	Shell-Thick	SX129	CEDIMENTI	LinStatic	-699.49	889.45
473	280	Shell-Thick	SX142	CEDIMENTI	LinStatic	1508.07	-86.16
473	280	Shell-Thick	SX141	CEDIMENTI	LinStatic	-611.67	-1977.64
473	280	Shell-Thick	SX128	CEDIMENTI	LinStatic	689.03	-1002.02
474	281	Shell-Thick	SX143	CEDIMENTI	LinStatic	1728.45	-892.44
474	281	Shell-Thick	SX156	CEDIMENTI	LinStatic	-2159.28	-2778.10
474	281	Shell-Thick	SX155	CEDIMENTI	LinStatic	-2538.05	-1480.54
474	281	Shell-Thick	SX142	CEDIMENTI	LinStatic	2165.80	405.13
475	282	Shell-Thick	SX142	CEDIMENTI	LinStatic	2824.05	-774.24
475	282	Shell-Thick	SX155	CEDIMENTI	LinStatic	2488.68	26.25
475	282	Shell-Thick	SX154	CEDIMENTI	LinStatic	-7326.60	-792.52
475	282	Shell-Thick	SX141	CEDIMENTI	LinStatic	-2726.83	-1593.02
476	283	Shell-Thick	SX66	CEDIMENTI	LinStatic	-973.11	-2994.52
476	283	Shell-Thick	SX53	CEDIMENTI	LinStatic	1264.84	-2901.16
476	283	Shell-Thick	SX54	CEDIMENTI	LinStatic	1382.17	-1319.10
476	283	Shell-Thick	SX67	CEDIMENTI	LinStatic	-1390.52	-1412.47
477	284	Shell-Thick	SX67	CEDIMENTI	LinStatic	7204.59	-1643.30
477	284	Shell-Thick	SX54	CEDIMENTI	LinStatic	-1804.72	-837.23



Autorità Portuale di Taranto
Interventi per il dragaggio di 2,3 M³ di sedimenti in area Molo Polisettoriale e per la realizzazione di un primo lotto della cassa di colmata funzionale all'ampliamento del V Sporgente del Porto di Taranto

Allegati alla relazione di calcolo strutturale allineamento "BC"

Data 05/2016
Rev. B
c.d.c.: C296A
514B

477	284	Shell-Thick	SX55	CEDIMENTI	LinStatic	-55098.36	-1665.00
477	284	Shell-Thick	SX68	CEDIMENTI	LinStatic	-33025.88	-2471.07
478	285	Shell-Thick	SX68	CEDIMENTI	LinStatic	58121.50	3875.29
478	285	Shell-Thick	SX55	CEDIMENTI	LinStatic	65797.58	3216.29
478	285	Shell-Thick	SX56	CEDIMENTI	LinStatic	-58367.42	4728.82
478	285	Shell-Thick	SX69	CEDIMENTI	LinStatic	-51134.42	5387.82
479	810	Shell-Thick	DX223	CEDIMENTI	LinStatic	-3933.11	468.35
479	810	Shell-Thick	DX210	CEDIMENTI	LinStatic	-499.79	1952.03
479	810	Shell-Thick	DX211	CEDIMENTI	LinStatic	28364.11	322.78
479	810	Shell-Thick	DX224	CEDIMENTI	LinStatic	22331.33	-1160.91
480	286	Shell-Thick	SX71	CEDIMENTI	LinStatic	36245.12	6442.82
480	286	Shell-Thick	SX58	CEDIMENTI	LinStatic	41556.34	5816.36
480	286	Shell-Thick	SX59	CEDIMENTI	LinStatic	-46545.20	6584.73
480	286	Shell-Thick	SX72	CEDIMENTI	LinStatic	-42323.73	7211.19
481	287	Shell-Thick	SX72	CEDIMENTI	LinStatic	42541.21	7147.38
481	287	Shell-Thick	SX59	CEDIMENTI	LinStatic	46765.14	6631.91
481	287	Shell-Thick	SX60	CEDIMENTI	LinStatic	-41827.84	5857.53
481	287	Shell-Thick	SX73	CEDIMENTI	LinStatic	-36506.40	6373.00
482	811	Shell-Thick	DX209	CEDIMENTI	LinStatic	-126.70	1521.96
482	811	Shell-Thick	DX196	CEDIMENTI	LinStatic	-914.76	-1450.09
482	811	Shell-Thick	DX197	CEDIMENTI	LinStatic	-1152.36	0.16
482	811	Shell-Thick	DX210	CEDIMENTI	LinStatic	-36.62	2972.22
483	288	Shell-Thick	SX75	CEDIMENTI	LinStatic	52802.03	5424.88
483	288	Shell-Thick	SX62	CEDIMENTI	LinStatic	59837.37	4577.23
483	288	Shell-Thick	SX63	CEDIMENTI	LinStatic	-70260.16	3144.50
483	288	Shell-Thick	SX76	CEDIMENTI	LinStatic	-62348.81	3992.15
484	289	Shell-Thick	SX156	CEDIMENTI	LinStatic	-2491.65	-2925.30
484	289	Shell-Thick	SX169	CEDIMENTI	LinStatic	2153.63	-2926.62
484	289	Shell-Thick	SX168	CEDIMENTI	LinStatic	2690.17	-1072.41
484	289	Shell-Thick	SX155	CEDIMENTI	LinStatic	-3129.51	-1071.09
485	290	Shell-Thick	SX155	CEDIMENTI	LinStatic	5901.15	258.31
485	290	Shell-Thick	SX168	CEDIMENTI	LinStatic	-4777.72	-1874.48
485	290	Shell-Thick	SX167	CEDIMENTI	LinStatic	-36566.08	-2340.38
485	290	Shell-Thick	SX154	CEDIMENTI	LinStatic	-11844.00	-207.60
486	291	Shell-Thick	SX53	CEDIMENTI	LinStatic	456.07	-3333.60
486	291	Shell-Thick	SX40	CEDIMENTI	LinStatic	735.94	-1554.64
486	291	Shell-Thick	SX41	CEDIMENTI	LinStatic	367.19	1013.41
486	291	Shell-Thick	SX54	CEDIMENTI	LinStatic	334.31	-765.55
487	292	Shell-Thick	SX54	CEDIMENTI	LinStatic	2702.20	-55.06
487	292	Shell-Thick	SX41	CEDIMENTI	LinStatic	3119.22	629.79
487	292	Shell-Thick	SX42	CEDIMENTI	LinStatic	-73706.05	-1939.85
487	292	Shell-Thick	SX55	CEDIMENTI	LinStatic	-61601.75	-2624.69
488	293	Shell-Thick	SX55	CEDIMENTI	LinStatic	69333.14	2871.47
488	293	Shell-Thick	SX42	CEDIMENTI	LinStatic	77149.51	1798.25
488	293	Shell-Thick	SX43	CEDIMENTI	LinStatic	-70821.94	3480.92
488	293	Shell-Thick	SX56	CEDIMENTI	LinStatic	-62970.79	4554.14
489	812	Shell-Thick	DX210	CEDIMENTI	LinStatic	-1971.35	2348.43
489	812	Shell-Thick	DX197	CEDIMENTI	LinStatic	2963.02	1042.62
489	812	Shell-Thick	DX198	CEDIMENTI	LinStatic	38205.62	-1176.28
489	812	Shell-Thick	DX211	CEDIMENTI	LinStatic	29241.15	129.53
490	294	Shell-Thick	SX58	CEDIMENTI	LinStatic	44196.39	5726.35
490	294	Shell-Thick	SX45	CEDIMENTI	LinStatic	49975.55	5060.84
490	294	Shell-Thick	SX46	CEDIMENTI	LinStatic	-53779.77	5294.44
490	294	Shell-Thick	SX59	CEDIMENTI	LinStatic	-49297.89	5959.95
491	295	Shell-Thick	SX59	CEDIMENTI	LinStatic	49494.85	6004.61
491	295	Shell-Thick	SX46	CEDIMENTI	LinStatic	53933.29	5226.46
491	295	Shell-Thick	SX47	CEDIMENTI	LinStatic	-50260.61	4991.93
491	295	Shell-Thick	SX60	CEDIMENTI	LinStatic	-44421.87	5770.08
492	813	Shell-Thick	DX196	CEDIMENTI	LinStatic	-613.29	-1497.61
492	813	Shell-Thick	DX183	CEDIMENTI	LinStatic	663.92	-938.13
492	813	Shell-Thick	DX184	CEDIMENTI	LinStatic	849.15	584.27
492	813	Shell-Thick	DX197	CEDIMENTI	LinStatic	-958.71	24.78
493	296	Shell-Thick	SX62	CEDIMENTI	LinStatic	64458.16	4410.88
493	296	Shell-Thick	SX49	CEDIMENTI	LinStatic	72318.99	3347.93
493	296	Shell-Thick	SX50	CEDIMENTI	LinStatic	-81742.24	1702.12
493	296	Shell-Thick	SX63	CEDIMENTI	LinStatic	-73883.24	2765.07
494	297	Shell-Thick	SX169	CEDIMENTI	LinStatic	3130.44	-2753.46
494	297	Shell-Thick	SX182	CEDIMENTI	LinStatic	-2596.50	-1403.37
494	297	Shell-Thick	SX181	CEDIMENTI	LinStatic	-3104.73	180.93
494	297	Shell-Thick	SX168	CEDIMENTI	LinStatic	3367.55	-1169.16
495	298	Shell-Thick	SX168	CEDIMENTI	LinStatic	-18.17	-2155.01
495	298	Shell-Thick	SX181	CEDIMENTI	LinStatic	-6174.23	1519.72
495	298	Shell-Thick	SX180	CEDIMENTI	LinStatic	-50376.93	1817.72
495	298	Shell-Thick	SX167	CEDIMENTI	LinStatic	-40144.69	-1857.01
496	299	Shell-Thick	SX40	CEDIMENTI	LinStatic	-845.58	-1644.27
496	299	Shell-Thick	SX27	CEDIMENTI	LinStatic	-1346.08	-5414.21
496	299	Shell-Thick	SX28	CEDIMENTI	LinStatic	-1370.77	-2936.85
496	299	Shell-Thick	SX41	CEDIMENTI	LinStatic	-891.91	833.09
497	300	Shell-Thick	SX41	CEDIMENTI	LinStatic	9622.07	-241.35
497	300	Shell-Thick	SX28	CEDIMENTI	LinStatic	4096.02	-1394.47
497	300	Shell-Thick	SX29	CEDIMENTI	LinStatic	-111015.31	-2991.06



Autorità Portuale di Taranto
Interventi per il dragaggio di 2,3 M³ di sedimenti in area Molo Polisettoriale e per la realizzazione di un primo lotto della cassa di colmata funzionale all'ampliamento del V Sporgente del Porto di Taranto

Allegati alla relazione di calcolo strutturale allineamento "BC"

Data 05/2016
Rev. B
c.d.c.: C296A
514B

497	300	Shell-Thick	SX42	CEDIMENTI	LinStatic	-82177.97	-1837.95
498	301	Shell-Thick	SX42	CEDIMENTI	LinStatic	81051.04	1389.47
498	301	Shell-Thick	SX29	CEDIMENTI	LinStatic	88881.15	268.01
498	301	Shell-Thick	SX30	CEDIMENTI	LinStatic	-83988.89	1952.89
498	301	Shell-Thick	SX43	CEDIMENTI	LinStatic	-75325.31	3074.35
499	814	Shell-Thick	DX197	CEDIMENTI	LinStatic	2836.45	614.72
499	814	Shell-Thick	DX184	CEDIMENTI	LinStatic	-3194.76	523.49
499	814	Shell-Thick	DX185	CEDIMENTI	LinStatic	30381.03	-464.18
499	814	Shell-Thick	DX198	CEDIMENTI	LinStatic	38530.88	-372.94
500	302	Shell-Thick	SX45	CEDIMENTI	LinStatic	52737.84	4901.68
500	302	Shell-Thick	SX32	CEDIMENTI	LinStatic	60358.99	3808.09
500	302	Shell-Thick	SX33	CEDIMENTI	LinStatic	-60418.56	3480.68
500	302	Shell-Thick	SX46	CEDIMENTI	LinStatic	-56740.76	4574.27
501	303	Shell-Thick	SX46	CEDIMENTI	LinStatic	56910.83	4507.44
501	303	Shell-Thick	SX33	CEDIMENTI	LinStatic	60513.33	3527.49
501	303	Shell-Thick	SX34	CEDIMENTI	LinStatic	-60795.96	3842.77
501	303	Shell-Thick	SX47	CEDIMENTI	LinStatic	-53089.80	4822.72
502	815	Shell-Thick	DX183	CEDIMENTI	LinStatic	1170.56	-1024.29
502	815	Shell-Thick	DX170	CEDIMENTI	LinStatic	450.22	385.55
502	815	Shell-Thick	DX171	CEDIMENTI	LinStatic	-36.30	2397.98
502	815	Shell-Thick	DX184	CEDIMENTI	LinStatic	1154.30	988.13
503	304	Shell-Thick	SX49	CEDIMENTI	LinStatic	76750.93	2814.73
503	304	Shell-Thick	SX36	CEDIMENTI	LinStatic	85465.48	1647.86
503	304	Shell-Thick	SX37	CEDIMENTI	LinStatic	-93556.46	197.04
503	304	Shell-Thick	SX50	CEDIMENTI	LinStatic	-85754.52	1363.91
504	305	Shell-Thick	SX182	CEDIMENTI	LinStatic	-2441.36	300.66
504	305	Shell-Thick	SX195	CEDIMENTI	LinStatic	3804.81	2337.92
504	305	Shell-Thick	SX194	CEDIMENTI	LinStatic	4186.97	95.74
504	305	Shell-Thick	SX181	CEDIMENTI	LinStatic	-3088.90	-1941.53
505	306	Shell-Thick	SX181	CEDIMENTI	LinStatic	-5106.58	100.24
505	306	Shell-Thick	SX194	CEDIMENTI	LinStatic	-3385.89	-2141.90
505	306	Shell-Thick	SX193	CEDIMENTI	LinStatic	-36680.34	-1047.12
505	306	Shell-Thick	SX180	CEDIMENTI	LinStatic	-42757.22	1195.02
506	307	Shell-Thick	SX27	CEDIMENTI	LinStatic	-1610.11	-5410.03
506	307	Shell-Thick	SX14	CEDIMENTI	LinStatic	3030.60	-8056.62
506	307	Shell-Thick	SX15	CEDIMENTI	LinStatic	3811.79	-4903.41
506	307	Shell-Thick	SX28	CEDIMENTI	LinStatic	-1661.90	-2256.82
507	308	Shell-Thick	SX28	CEDIMENTI	LinStatic	14981.90	-2487.45
507	308	Shell-Thick	SX15	CEDIMENTI	LinStatic	-29159.07	-3765.05
507	308	Shell-Thick	SX16	CEDIMENTI	LinStatic	-194574.91	-2064.20
507	308	Shell-Thick	SX29	CEDIMENTI	LinStatic	-122282.91	-786.60
508	309	Shell-Thick	SX29	CEDIMENTI	LinStatic	93646.34	708.15
508	309	Shell-Thick	SX16	CEDIMENTI	LinStatic	107947.57	-190.00
508	309	Shell-Thick	SX17	CEDIMENTI	LinStatic	-92549.85	1080.15
508	309	Shell-Thick	SX30	CEDIMENTI	LinStatic	-89092.65	1978.31
509	816	Shell-Thick	DX184	CEDIMENTI	LinStatic	-2902.58	1465.77
509	816	Shell-Thick	DX171	CEDIMENTI	LinStatic	1814.77	2294.97
509	816	Shell-Thick	DX172	CEDIMENTI	LinStatic	37495.46	77.65
509	816	Shell-Thick	DX185	CEDIMENTI	LinStatic	30629.76	-751.54
510	310	Shell-Thick	SX32	CEDIMENTI	LinStatic	63710.65	3371.95
510	310	Shell-Thick	SX19	CEDIMENTI	LinStatic	69493.65	2517.97
510	310	Shell-Thick	SX20	CEDIMENTI	LinStatic	-70706.97	1366.02
510	310	Shell-Thick	SX33	CEDIMENTI	LinStatic	-63721.01	2220.00
511	311	Shell-Thick	SX33	CEDIMENTI	LinStatic	63797.97	2265.97
511	311	Shell-Thick	SX20	CEDIMENTI	LinStatic	70642.81	1299.86
511	311	Shell-Thick	SX21	CEDIMENTI	LinStatic	-70028.23	2454.74
511	311	Shell-Thick	SX34	CEDIMENTI	LinStatic	-64102.46	3420.84
512	817	Shell-Thick	DX170	CEDIMENTI	LinStatic	-1222.47	1653.14
512	817	Shell-Thick	DX157	CEDIMENTI	LinStatic	-299.25	-2945.65
512	817	Shell-Thick	DX158	CEDIMENTI	LinStatic	-485.53	-3846.40
512	817	Shell-Thick	DX171	CEDIMENTI	LinStatic	-1404.41	752.40
513	312	Shell-Thick	SX36	CEDIMENTI	LinStatic	90564.08	1772.37
513	312	Shell-Thick	SX23	CEDIMENTI	LinStatic	93399.33	1116.45
513	312	Shell-Thick	SX24	CEDIMENTI	LinStatic	-113342.60	-27.90
513	312	Shell-Thick	SX37	CEDIMENTI	LinStatic	-98439.44	628.03
514	313	Shell-Thick	SX195	CEDIMENTI	LinStatic	2692.91	1531.07
514	313	Shell-Thick	SX208	CEDIMENTI	LinStatic	-3543.06	-350.25
514	313	Shell-Thick	SX207	CEDIMENTI	LinStatic	-4235.52	-794.85
514	313	Shell-Thick	SX194	CEDIMENTI	LinStatic	3512.35	1086.46
515	314	Shell-Thick	SX194	CEDIMENTI	LinStatic	-6937.45	-519.60
515	314	Shell-Thick	SX207	CEDIMENTI	LinStatic	18352.14	418.20
515	314	Shell-Thick	SX206	CEDIMENTI	LinStatic	5167.57	-1484.16
515	314	Shell-Thick	SX193	CEDIMENTI	LinStatic	-34514.74	-2421.96
519	818	Shell-Thick	DX171	CEDIMENTI	LinStatic	1759.30	264.77
519	818	Shell-Thick	DX158	CEDIMENTI	LinStatic	2449.60	-3714.51
519	818	Shell-Thick	DX159	CEDIMENTI	LinStatic	40017.47	-2948.11
519	818	Shell-Thick	DX172	CEDIMENTI	LinStatic	43135.45	1031.17
522	819	Shell-Thick	DX157	CEDIMENTI	LinStatic	-1300.60	-2069.88
522	819	Shell-Thick	DX144	CEDIMENTI	LinStatic	2223.16	-143.62
522	819	Shell-Thick	DX145	CEDIMENTI	LinStatic	2477.42	-2728.15
522	819	Shell-Thick	DX158	CEDIMENTI	LinStatic	-1750.94	-4654.42

524	315	Shell-Thick	SX208	CEDIMENTI	LinStatic	-4251.24	733.83
524	315	Shell-Thick	SX221	CEDIMENTI	LinStatic	4490.21	655.16
524	315	Shell-Thick	SX220	CEDIMENTI	LinStatic	5219.97	-1992.92
524	315	Shell-Thick	SX207	CEDIMENTI	LinStatic	-5128.14	-1914.25
525	316	Shell-Thick	SX207	CEDIMENTI	LinStatic	17302.62	-3026.70
525	316	Shell-Thick	SX220	CEDIMENTI	LinStatic	-7665.55	-1422.19
525	316	Shell-Thick	SX219	CEDIMENTI	LinStatic	-34013.12	3777.85
525	316	Shell-Thick	SX206	CEDIMENTI	LinStatic	4445.60	2173.34
526	317	Shell-Thick	SX221	CEDIMENTI	LinStatic	3375.05	-444.69
526	317	Shell-Thick	SX234	CEDIMENTI	LinStatic	-2785.10	1614.46
526	317	Shell-Thick	SX233	CEDIMENTI	LinStatic	-3626.88	1170.57
526	317	Shell-Thick	SX220	CEDIMENTI	LinStatic	4033.22	-888.59
527	318	Shell-Thick	SX220	CEDIMENTI	LinStatic	-6715.58	671.63
527	318	Shell-Thick	SX233	CEDIMENTI	LinStatic	81.07	-777.67
527	318	Shell-Thick	SX232	CEDIMENTI	LinStatic	-31203.11	-23.58
527	318	Shell-Thick	SX219	CEDIMENTI	LinStatic	-37292.79	1425.72
529	319	Shell-Thick	DX16	CEDIMENTI	LinStatic	-114379.01	-324.28
529	319	Shell-Thick	SX16	CEDIMENTI	LinStatic	118353.94	-507.53
529	319	Shell-Thick	SX29	CEDIMENTI	LinStatic	112229.25	841.64
529	319	Shell-Thick	DX29	CEDIMENTI	LinStatic	-108360.82	1024.89
530	320	Shell-Thick	DX29	CEDIMENTI	LinStatic	-104843.48	2807.35
530	320	Shell-Thick	SX29	CEDIMENTI	LinStatic	108690.62	2629.88
530	320	Shell-Thick	SX42	CEDIMENTI	LinStatic	101231.31	4678.25
530	320	Shell-Thick	DX42	CEDIMENTI	LinStatic	-97494.02	4855.72
531	321	Shell-Thick	DX42	CEDIMENTI	LinStatic	-93951.34	5268.57
531	321	Shell-Thick	SX42	CEDIMENTI	LinStatic	97681.09	5188.79
531	321	Shell-Thick	SX55	CEDIMENTI	LinStatic	89538.98	6194.55
531	321	Shell-Thick	DX55	CEDIMENTI	LinStatic	-86014.21	6274.33
532	322	Shell-Thick	DX55	CEDIMENTI	LinStatic	-82375.38	6762.90
532	322	Shell-Thick	SX55	CEDIMENTI	LinStatic	85898.53	6590.00
532	322	Shell-Thick	SX68	CEDIMENTI	LinStatic	77495.29	7232.16
532	322	Shell-Thick	DX68	CEDIMENTI	LinStatic	-74019.59	7405.05
533	323	Shell-Thick	DX68	CEDIMENTI	LinStatic	-70138.80	7237.10
533	323	Shell-Thick	SX68	CEDIMENTI	LinStatic	73608.88	7189.95
533	323	Shell-Thick	SX81	CEDIMENTI	LinStatic	65136.92	7391.55
533	323	Shell-Thick	DX81	CEDIMENTI	LinStatic	-61810.32	7438.70
534	324	Shell-Thick	DX81	CEDIMENTI	LinStatic	-57782.82	7443.05
534	324	Shell-Thick	SX81	CEDIMENTI	LinStatic	61113.93	7333.84
534	324	Shell-Thick	SX94	CEDIMENTI	LinStatic	52648.34	7807.91
534	324	Shell-Thick	DX94	CEDIMENTI	LinStatic	-49399.68	7917.12
535	325	Shell-Thick	DX94	CEDIMENTI	LinStatic	-45284.61	8264.24
535	325	Shell-Thick	SX94	CEDIMENTI	LinStatic	48529.75	8171.49
535	325	Shell-Thick	SX107	CEDIMENTI	LinStatic	39939.66	8279.31
535	325	Shell-Thick	DX107	CEDIMENTI	LinStatic	-36780.20	8372.06
536	326	Shell-Thick	DX107	CEDIMENTI	LinStatic	-32650.01	8027.59
536	326	Shell-Thick	SX107	CEDIMENTI	LinStatic	35809.78	7903.32
536	326	Shell-Thick	SX120	CEDIMENTI	LinStatic	27317.50	7933.34
536	326	Shell-Thick	DX120	CEDIMENTI	LinStatic	-24297.64	8057.61
537	327	Shell-Thick	DX120	CEDIMENTI	LinStatic	-19968.54	8119.05
537	327	Shell-Thick	SX120	CEDIMENTI	LinStatic	22988.52	8073.76
537	327	Shell-Thick	SX133	CEDIMENTI	LinStatic	14576.93	7949.80
537	327	Shell-Thick	DX133	CEDIMENTI	LinStatic	-11598.68	7995.10
538	328	Shell-Thick	DX133	CEDIMENTI	LinStatic	-7270.50	7844.86
538	328	Shell-Thick	SX133	CEDIMENTI	LinStatic	10250.29	7697.69
538	328	Shell-Thick	SX146	CEDIMENTI	LinStatic	1802.67	7872.69
538	328	Shell-Thick	DX146	CEDIMENTI	LinStatic	999.48	8019.85
539	329	Shell-Thick	DX146	CEDIMENTI	LinStatic	5483.13	8308.64
539	329	Shell-Thick	SX146	CEDIMENTI	LinStatic	-2682.85	8203.69
539	329	Shell-Thick	SX159	CEDIMENTI	LinStatic	-11071.12	7150.74
539	329	Shell-Thick	DX159	CEDIMENTI	LinStatic	13815.37	7255.69
540	330	Shell-Thick	DX159	CEDIMENTI	LinStatic	18784.31	5918.39
540	330	Shell-Thick	SX159	CEDIMENTI	LinStatic	-16040.93	5710.42
540	330	Shell-Thick	SX172	CEDIMENTI	LinStatic	-24300.68	7222.54
540	330	Shell-Thick	DX172	CEDIMENTI	LinStatic	26719.17	7430.51
541	331	Shell-Thick	DX172	CEDIMENTI	LinStatic	25664.03	9259.25
541	331	Shell-Thick	SX172	CEDIMENTI	LinStatic	-23696.91	9357.40
541	331	Shell-Thick	SX185	CEDIMENTI	LinStatic	-28889.55	11544.41
541	331	Shell-Thick	DX185	CEDIMENTI	LinStatic	31458.40	11446.26
542	332	Shell-Thick	DX185	CEDIMENTI	LinStatic	32755.38	10118.59
542	332	Shell-Thick	SX185	CEDIMENTI	LinStatic	-30188.37	9980.94
542	332	Shell-Thick	SX198	CEDIMENTI	LinStatic	-35782.73	9193.43
542	332	Shell-Thick	DX198	CEDIMENTI	LinStatic	38051.87	9331.07
543	333	Shell-Thick	DX198	CEDIMENTI	LinStatic	39749.89	8838.74
543	333	Shell-Thick	SX198	CEDIMENTI	LinStatic	-37480.07	8927.58
543	333	Shell-Thick	SX211	CEDIMENTI	LinStatic	-42628.43	8218.08
543	333	Shell-Thick	DX211	CEDIMENTI	LinStatic	45216.08	8129.25
544	334	Shell-Thick	DX211	CEDIMENTI	LinStatic	46996.46	7871.62
544	334	Shell-Thick	SX211	CEDIMENTI	LinStatic	-44406.44	7796.37
544	334	Shell-Thick	SX224	CEDIMENTI	LinStatic	-49783.11	7634.79
544	334	Shell-Thick	DX224	CEDIMENTI	LinStatic	52114.18	7710.04
545	335	Shell-Thick	DX224	CEDIMENTI	LinStatic	54106.33	7698.41

545	335	Shell-Thick	SX224	CEDIMENTI	LinStatic	-51775.48	7729.69
545	335	Shell-Thick	SX237	CEDIMENTI	LinStatic	-56930.24	7230.76
545	335	Shell-Thick	DX237	CEDIMENTI	LinStatic	59526.63	7199.48
546	336	Shell-Thick	DX237	CEDIMENTI	LinStatic	61364.61	6823.42
546	336	Shell-Thick	SX237	CEDIMENTI	LinStatic	-58768.49	6740.11
546	336	Shell-Thick	SX250	CEDIMENTI	LinStatic	-63979.80	6499.28
546	336	Shell-Thick	DX250	CEDIMENTI	LinStatic	66287.65	6582.59
547	337	Shell-Thick	DX250	CEDIMENTI	LinStatic	68264.85	6412.54
547	337	Shell-Thick	SX250	CEDIMENTI	LinStatic	-65955.50	6487.30
547	337	Shell-Thick	SX263	CEDIMENTI	LinStatic	-70643.85	5969.18
547	337	Shell-Thick	DX263	CEDIMENTI	LinStatic	73234.11	5894.42
548	338	Shell-Thick	DX263	CEDIMENTI	LinStatic	74986.16	5566.76
548	338	Shell-Thick	SX263	CEDIMENTI	LinStatic	-72396.01	5474.19
548	338	Shell-Thick	SX276	CEDIMENTI	LinStatic	-76986.11	5722.59
548	338	Shell-Thick	DX276	CEDIMENTI	LinStatic	79326.99	5815.16
549	339	Shell-Thick	DX276	CEDIMENTI	LinStatic	65166.20	5871.80
549	339	Shell-Thick	SX276	CEDIMENTI	LinStatic	-63327.54	5903.76
549	339	Shell-Thick	SX289	CEDIMENTI	LinStatic	-69709.98	5809.18
549	339	Shell-Thick	DX289	CEDIMENTI	LinStatic	71778.62	5777.22
550	340	Shell-Thick	DX289	CEDIMENTI	LinStatic	73464.46	5408.18
550	340	Shell-Thick	SX289	CEDIMENTI	LinStatic	-71396.19	5343.32
550	340	Shell-Thick	SX302	CEDIMENTI	LinStatic	-77535.30	5137.61
550	340	Shell-Thick	DX302	CEDIMENTI	LinStatic	79349.18	5202.47
551	341	Shell-Thick	DX302	CEDIMENTI	LinStatic	81145.53	5071.51
551	341	Shell-Thick	SX302	CEDIMENTI	LinStatic	-79329.92	5143.88
551	341	Shell-Thick	SX315	CEDIMENTI	LinStatic	-84911.86	4863.01
551	341	Shell-Thick	DX315	CEDIMENTI	LinStatic	86959.80	4790.64
552	342	Shell-Thick	DX315	CEDIMENTI	LinStatic	88466.91	4900.46
552	342	Shell-Thick	SX315	CEDIMENTI	LinStatic	-86419.97	4797.69
552	342	Shell-Thick	SX328	CEDIMENTI	LinStatic	-92014.68	4690.67
552	342	Shell-Thick	DX328	CEDIMENTI	LinStatic	93806.75	4793.45
553	343	Shell-Thick	DX328	CEDIMENTI	LinStatic	95326.21	4490.96
553	343	Shell-Thick	SX328	CEDIMENTI	LinStatic	-93534.40	4547.01
553	343	Shell-Thick	SX341	CEDIMENTI	LinStatic	-98509.96	4122.48
553	343	Shell-Thick	DX341	CEDIMENTI	LinStatic	100470.54	4066.43
554	344	Shell-Thick	DX341	CEDIMENTI	LinStatic	101747.45	4034.98
554	344	Shell-Thick	SX341	CEDIMENTI	LinStatic	-99786.38	3996.91
554	344	Shell-Thick	SX354	CEDIMENTI	LinStatic	-104492.91	3886.50
554	344	Shell-Thick	DX354	CEDIMENTI	LinStatic	106318.82	3924.58
555	345	Shell-Thick	DX354	CEDIMENTI	LinStatic	107559.93	3784.50
555	345	Shell-Thick	SX354	CEDIMENTI	LinStatic	-105734.21	3826.87
555	345	Shell-Thick	SX367	CEDIMENTI	LinStatic	-109824.51	3458.72
555	345	Shell-Thick	DX367	CEDIMENTI	LinStatic	111815.39	3416.35
556	346	Shell-Thick	DX367	CEDIMENTI	LinStatic	112685.92	3355.88
556	346	Shell-Thick	SX367	CEDIMENTI	LinStatic	-110694.64	3443.27
556	346	Shell-Thick	SX380	CEDIMENTI	LinStatic	-114169.82	3303.70
556	346	Shell-Thick	DX380	CEDIMENTI	LinStatic	116300.05	3216.31
557	347	Shell-Thick	SX234	CEDIMENTI	LinStatic	-3612.90	2221.40
557	347	Shell-Thick	SX247	CEDIMENTI	LinStatic	2585.24	-749.85
557	347	Shell-Thick	SX246	CEDIMENTI	LinStatic	3168.35	-2275.02
557	347	Shell-Thick	SX233	CEDIMENTI	LinStatic	-4191.61	696.24
558	820	Shell-Thick	DX158	CEDIMENTI	LinStatic	4565.01	-4960.08
558	820	Shell-Thick	DX145	CEDIMENTI	LinStatic	-4887.72	-3027.15
558	820	Shell-Thick	DX146	CEDIMENTI	LinStatic	14222.89	972.41
558	820	Shell-Thick	DX159	CEDIMENTI	LinStatic	35038.08	-960.52
559	821	Shell-Thick	DX144	CEDIMENTI	LinStatic	819.37	-1041.06
559	821	Shell-Thick	DX131	CEDIMENTI	LinStatic	-899.92	-348.58
559	821	Shell-Thick	DX132	CEDIMENTI	LinStatic	-1074.56	-846.85
559	821	Shell-Thick	DX145	CEDIMENTI	LinStatic	1149.10	-1539.33
560	822	Shell-Thick	DX145	CEDIMENTI	LinStatic	-2915.49	-1356.78
560	822	Shell-Thick	DX132	CEDIMENTI	LinStatic	-2063.77	-1421.93
560	822	Shell-Thick	DX133	CEDIMENTI	LinStatic	7216.62	-126.42
560	822	Shell-Thick	DX146	CEDIMENTI	LinStatic	10034.10	-61.27
561	823	Shell-Thick	DX131	CEDIMENTI	LinStatic	-1711.20	342.25
561	823	Shell-Thick	DX118	CEDIMENTI	LinStatic	1820.43	654.05
561	823	Shell-Thick	DX119	CEDIMENTI	LinStatic	2118.20	-1360.69
561	823	Shell-Thick	DX132	CEDIMENTI	LinStatic	-1919.90	-1672.49
562	824	Shell-Thick	DX132	CEDIMENTI	LinStatic	-1539.71	-1854.55
562	824	Shell-Thick	DX119	CEDIMENTI	LinStatic	524.79	-1487.27
562	824	Shell-Thick	DX120	CEDIMENTI	LinStatic	4612.36	392.73
562	824	Shell-Thick	DX133	CEDIMENTI	LinStatic	5001.70	25.45
563	825	Shell-Thick	DX118	CEDIMENTI	LinStatic	923.57	108.10
563	825	Shell-Thick	DX105	CEDIMENTI	LinStatic	-1176.41	-697.86
563	825	Shell-Thick	DX106	CEDIMENTI	LinStatic	-1432.65	-1512.65
563	825	Shell-Thick	DX119	CEDIMENTI	LinStatic	1239.90	-706.70
564	826	Shell-Thick	DX119	CEDIMENTI	LinStatic	490.90	-1122.81
564	826	Shell-Thick	DX106	CEDIMENTI	LinStatic	2265.53	-1393.62
564	826	Shell-Thick	DX107	CEDIMENTI	LinStatic	3475.96	27.25
564	826	Shell-Thick	DX120	CEDIMENTI	LinStatic	3028.41	298.07
565	827	Shell-Thick	DX105	CEDIMENTI	LinStatic	-1924.53	-195.68
565	827	Shell-Thick	DX92	CEDIMENTI	LinStatic	1210.15	-1289.80

565	827	Shell-Thick	DX93	CEDIMENTI	LinStatic	1694.15	-3157.55
565	827	Shell-Thick	DX106	CEDIMENTI	LinStatic	-2188.50	-2063.44
566	828	Shell-Thick	DX106	CEDIMENTI	LinStatic	3514.59	-2240.84
566	828	Shell-Thick	DX93	CEDIMENTI	LinStatic	-3958.84	-3251.82
566	828	Shell-Thick	DX94	CEDIMENTI	LinStatic	-14364.77	-39.51
566	828	Shell-Thick	DX107	CEDIMENTI	LinStatic	862.61	971.47
567	829	Shell-Thick	DX92	CEDIMENTI	LinStatic	1118.29	-1547.53
567	829	Shell-Thick	DX79	CEDIMENTI	LinStatic	369.28	2066.04
567	829	Shell-Thick	DX80	CEDIMENTI	LinStatic	248.14	764.36
567	829	Shell-Thick	DX93	CEDIMENTI	LinStatic	1311.83	-2849.21
568	830	Shell-Thick	DX93	CEDIMENTI	LinStatic	-2317.68	-2510.86
568	830	Shell-Thick	DX80	CEDIMENTI	LinStatic	712.57	145.15
568	830	Shell-Thick	DX81	CEDIMENTI	LinStatic	-15158.46	1845.08
568	830	Shell-Thick	DX94	CEDIMENTI	LinStatic	-16928.63	-810.92
569	831	Shell-Thick	DX79	CEDIMENTI	LinStatic	-869.17	2353.99
569	831	Shell-Thick	DX66	CEDIMENTI	LinStatic	-718.38	-1088.87
569	831	Shell-Thick	DX67	CEDIMENTI	LinStatic	-695.89	-2993.34
569	831	Shell-Thick	DX80	CEDIMENTI	LinStatic	-667.96	449.52
570	832	Shell-Thick	DX80	CEDIMENTI	LinStatic	634.64	-149.71
570	832	Shell-Thick	DX67	CEDIMENTI	LinStatic	4180.69	-2658.18
570	832	Shell-Thick	DX68	CEDIMENTI	LinStatic	-15624.65	-378.37
570	832	Shell-Thick	DX81	CEDIMENTI	LinStatic	-16487.79	2130.10
571	833	Shell-Thick	DX66	CEDIMENTI	LinStatic	-713.08	-1059.42
571	833	Shell-Thick	DX53	CEDIMENTI	LinStatic	824.38	-934.37
571	833	Shell-Thick	DX54	CEDIMENTI	LinStatic	1154.06	-2861.36
571	833	Shell-Thick	DX67	CEDIMENTI	LinStatic	-937.06	-2986.41
572	834	Shell-Thick	DX67	CEDIMENTI	LinStatic	7217.98	-3448.71
572	834	Shell-Thick	DX54	CEDIMENTI	LinStatic	-2376.98	-2744.41
572	834	Shell-Thick	DX55	CEDIMENTI	LinStatic	-40936.14	1400.51
572	834	Shell-Thick	DX68	CEDIMENTI	LinStatic	-19249.46	696.21
573	835	Shell-Thick	DX53	CEDIMENTI	LinStatic	537.00	-671.74
573	835	Shell-Thick	DX40	CEDIMENTI	LinStatic	153.77	1184.69
573	835	Shell-Thick	DX41	CEDIMENTI	LinStatic	73.89	-1355.28
573	835	Shell-Thick	DX54	CEDIMENTI	LinStatic	714.86	-3211.71
574	836	Shell-Thick	DX54	CEDIMENTI	LinStatic	2496.32	-2797.64
574	836	Shell-Thick	DX41	CEDIMENTI	LinStatic	2620.60	-2119.80
574	836	Shell-Thick	DX42	CEDIMENTI	LinStatic	-58458.52	1872.09
574	836	Shell-Thick	DX55	CEDIMENTI	LinStatic	-46456.70	1194.25
575	837	Shell-Thick	DX40	CEDIMENTI	LinStatic	-385.16	1125.94
575	837	Shell-Thick	DX27	CEDIMENTI	LinStatic	-1440.98	-2820.64
575	837	Shell-Thick	DX28	CEDIMENTI	LinStatic	-1429.34	-4979.17
575	837	Shell-Thick	DX41	CEDIMENTI	LinStatic	-392.22	-1032.60
576	838	Shell-Thick	DX41	CEDIMENTI	LinStatic	9565.81	-2471.18
576	838	Shell-Thick	DX28	CEDIMENTI	LinStatic	2874.57	-4150.10
576	838	Shell-Thick	DX29	CEDIMENTI	LinStatic	-94464.29	1062.47
576	838	Shell-Thick	DX42	CEDIMENTI	LinStatic	-66071.85	2741.40
577	839	Shell-Thick	DX27	CEDIMENTI	LinStatic	-2092.19	-1992.49
577	839	Shell-Thick	DX14	CEDIMENTI	LinStatic	3634.38	-4813.93
577	839	Shell-Thick	DX15	CEDIMENTI	LinStatic	4184.52	-9344.62
577	839	Shell-Thick	DX28	CEDIMENTI	LinStatic	-2404.27	-6523.18
578	840	Shell-Thick	DX28	CEDIMENTI	LinStatic	12143.75	-7501.39
578	840	Shell-Thick	DX15	CEDIMENTI	LinStatic	-29100.38	-9450.43
578	840	Shell-Thick	DX16	CEDIMENTI	LinStatic	-171506.29	490.13
578	840	Shell-Thick	DX29	CEDIMENTI	LinStatic	-105327.43	2439.18
581	841	Shell-Thick	DX404	CEDIMENTI	LinStatic	-806.23	-1848.58
581	841	Shell-Thick	DX391	CEDIMENTI	LinStatic	910.82	140.79
581	841	Shell-Thick	DX392	CEDIMENTI	LinStatic	881.33	412.34
581	841	Shell-Thick	DX405	CEDIMENTI	LinStatic	-1038.21	-1577.03
582	842	Shell-Thick	DX405	CEDIMENTI	LinStatic	9982.62	-899.62
582	842	Shell-Thick	DX392	CEDIMENTI	LinStatic	-2858.64	-162.41
582	842	Shell-Thick	DX393	CEDIMENTI	LinStatic	69826.96	1171.36
582	842	Shell-Thick	DX406	CEDIMENTI	LinStatic	91483.96	434.16
583	843	Shell-Thick	DX391	CEDIMENTI	LinStatic	790.48	96.40
583	843	Shell-Thick	DX378	CEDIMENTI	LinStatic	-770.46	-659.02
583	843	Shell-Thick	DX379	CEDIMENTI	LinStatic	-1036.37	-396.48
583	843	Shell-Thick	DX392	CEDIMENTI	LinStatic	810.95	358.93
584	844	Shell-Thick	DX392	CEDIMENTI	LinStatic	-956.79	259.48
584	844	Shell-Thick	DX379	CEDIMENTI	LinStatic	-2995.85	-222.01
584	844	Shell-Thick	DX380	CEDIMENTI	LinStatic	55932.64	436.08
584	844	Shell-Thick	DX393	CEDIMENTI	LinStatic	67919.74	917.58
585	868	Shell-Thick	DX84	CEDIMENTI	LinStatic	-89549.72	1122.59
585	868	Shell-Thick	SX84	CEDIMENTI	LinStatic	89720.48	1131.81
585	868	Shell-Thick	SX97	CEDIMENTI	LinStatic	80772.76	1493.64
585	868	Shell-Thick	DX97	CEDIMENTI	LinStatic	-80648.10	1484.43
586	869	Shell-Thick	DX97	CEDIMENTI	LinStatic	-77201.77	1586.91
586	869	Shell-Thick	SX97	CEDIMENTI	LinStatic	77326.87	1569.47
586	869	Shell-Thick	SX110	CEDIMENTI	LinStatic	68340.25	1974.08
586	869	Shell-Thick	DX110	CEDIMENTI	LinStatic	-68178.73	1991.52
587	348	Shell-Thick	SX233	CEDIMENTI	LinStatic	132.16	-922.28
587	348	Shell-Thick	SX246	CEDIMENTI	LinStatic	474.47	-905.99
587	348	Shell-Thick	SX245	CEDIMENTI	LinStatic	-35196.98	294.95

587	348	Shell-Thick	SX232	CEDIMENTI	LinStatic	-32291.59	278.66
589	870	Shell-Thick	DX69	CEDIMENTI	LinStatic	-95131.99	2364.59
589	870	Shell-Thick	SX69	CEDIMENTI	LinStatic	94392.87	2410.74
589	870	Shell-Thick	SX82	CEDIMENTI	LinStatic	86553.29	2249.94
589	870	Shell-Thick	DX82	CEDIMENTI	LinStatic	-87348.17	2203.79
590	871	Shell-Thick	DX82	CEDIMENTI	LinStatic	-83443.41	2116.13
590	871	Shell-Thick	SX82	CEDIMENTI	LinStatic	82645.46	2131.46
590	871	Shell-Thick	SX95	CEDIMENTI	LinStatic	74695.23	1834.77
590	871	Shell-Thick	DX95	CEDIMENTI	LinStatic	-75454.59	1819.43
591	872	Shell-Thick	DX95	CEDIMENTI	LinStatic	-71525.79	1707.51
591	872	Shell-Thick	SX95	CEDIMENTI	LinStatic	70768.13	1807.60
591	872	Shell-Thick	SX108	CEDIMENTI	LinStatic	62803.27	1690.27
591	872	Shell-Thick	DX108	CEDIMENTI	LinStatic	-63546.20	1590.18
593	873	Shell-Thick	DX114	CEDIMENTI	LinStatic	59118.34	1503.79
593	873	Shell-Thick	DX127	CEDIMENTI	LinStatic	51155.92	1263.12
593	873	Shell-Thick	SX127	CEDIMENTI	LinStatic	-51136.90	1170.15
593	873	Shell-Thick	SX114	CEDIMENTI	LinStatic	-59039.64	1410.82
594	874	Shell-Thick	DX127	CEDIMENTI	LinStatic	47181.97	1080.59
594	874	Shell-Thick	DX140	CEDIMENTI	LinStatic	39467.31	1068.85
594	874	Shell-Thick	SX140	CEDIMENTI	LinStatic	-39298.97	1135.84
594	874	Shell-Thick	SX127	CEDIMENTI	LinStatic	-47161.44	1147.57
595	875	Shell-Thick	DX140	CEDIMENTI	LinStatic	35407.97	983.02
595	875	Shell-Thick	DX153	CEDIMENTI	LinStatic	27747.04	543.34
595	875	Shell-Thick	SX153	CEDIMENTI	LinStatic	-27737.62	477.06
595	875	Shell-Thick	SX140	CEDIMENTI	LinStatic	-35242.22	916.75
596	876	Shell-Thick	DX153	CEDIMENTI	LinStatic	23948.30	190.43
596	876	Shell-Thick	DX166	CEDIMENTI	LinStatic	16829.38	1097.42
596	876	Shell-Thick	SX166	CEDIMENTI	LinStatic	-16503.98	1093.36
596	876	Shell-Thick	SX153	CEDIMENTI	LinStatic	-23934.03	186.36
598	877	Shell-Thick	DX112	CEDIMENTI	LinStatic	64733.47	2132.57
598	877	Shell-Thick	DX125	CEDIMENTI	LinStatic	55537.80	2376.84
598	877	Shell-Thick	SX125	CEDIMENTI	LinStatic	-55778.70	2247.50
598	877	Shell-Thick	SX112	CEDIMENTI	LinStatic	-64543.96	2003.22
599	878	Shell-Thick	DX125	CEDIMENTI	LinStatic	52028.95	2346.91
599	878	Shell-Thick	DX138	CEDIMENTI	LinStatic	43390.13	2621.28
599	878	Shell-Thick	SX138	CEDIMENTI	LinStatic	-43116.87	2792.91
599	878	Shell-Thick	SX125	CEDIMENTI	LinStatic	-52272.27	2518.54
600	879	Shell-Thick	DX138	CEDIMENTI	LinStatic	39815.86	2841.76
600	879	Shell-Thick	DX151	CEDIMENTI	LinStatic	30775.95	3172.51
600	879	Shell-Thick	SX151	CEDIMENTI	LinStatic	-31121.62	3014.03
600	879	Shell-Thick	SX138	CEDIMENTI	LinStatic	-39539.86	2683.29
601	880	Shell-Thick	DX151	CEDIMENTI	LinStatic	27303.53	3448.70
601	880	Shell-Thick	DX164	CEDIMENTI	LinStatic	19162.29	2482.15
601	880	Shell-Thick	SX164	CEDIMENTI	LinStatic	-18787.27	2723.83
601	880	Shell-Thick	SX151	CEDIMENTI	LinStatic	-27651.32	3690.38
603	881	Shell-Thick	DX110	CEDIMENTI	LinStatic	-64618.11	2064.36
603	881	Shell-Thick	SX110	CEDIMENTI	LinStatic	64778.97	2083.80
603	881	Shell-Thick	SX123	CEDIMENTI	LinStatic	55776.61	2328.91
603	881	Shell-Thick	DX123	CEDIMENTI	LinStatic	-55660.14	2309.47
604	882	Shell-Thick	DX123	CEDIMENTI	LinStatic	-52150.05	2453.18
604	882	Shell-Thick	SX123	CEDIMENTI	LinStatic	52266.47	2423.62
604	882	Shell-Thick	SX136	CEDIMENTI	LinStatic	43384.53	2696.60
604	882	Shell-Thick	DX136	CEDIMENTI	LinStatic	-43237.19	2726.16
605	883	Shell-Thick	DX136	CEDIMENTI	LinStatic	-39665.34	2754.44
605	883	Shell-Thick	SX136	CEDIMENTI	LinStatic	39812.30	2787.60
605	883	Shell-Thick	SX149	CEDIMENTI	LinStatic	31063.93	3118.83
605	883	Shell-Thick	DX149	CEDIMENTI	LinStatic	-30949.37	3085.67
606	884	Shell-Thick	DX149	CEDIMENTI	LinStatic	-27484.19	3606.65
606	884	Shell-Thick	SX149	CEDIMENTI	LinStatic	27598.05	3550.24
606	884	Shell-Thick	SX162	CEDIMENTI	LinStatic	19102.18	2577.65
606	884	Shell-Thick	DX162	CEDIMENTI	LinStatic	-18965.21	2634.06
608	885	Shell-Thick	DX108	CEDIMENTI	LinStatic	-59497.29	1482.23
608	885	Shell-Thick	SX108	CEDIMENTI	LinStatic	58752.81	1501.28
608	885	Shell-Thick	SX121	CEDIMENTI	LinStatic	50853.87	1266.10
608	885	Shell-Thick	DX121	CEDIMENTI	LinStatic	-51509.22	1247.05
609	886	Shell-Thick	DX121	CEDIMENTI	LinStatic	-47522.50	1090.99
609	886	Shell-Thick	SX121	CEDIMENTI	LinStatic	46867.77	1149.98
609	886	Shell-Thick	SX134	CEDIMENTI	LinStatic	39021.53	1129.32
609	886	Shell-Thick	DX134	CEDIMENTI	LinStatic	-39799.56	1070.33
610	887	Shell-Thick	DX134	CEDIMENTI	LinStatic	-35730.24	980.33
610	887	Shell-Thick	SX134	CEDIMENTI	LinStatic	34950.74	1007.39
610	887	Shell-Thick	SX147	CEDIMENTI	LinStatic	27426.93	574.27
610	887	Shell-Thick	DX147	CEDIMENTI	LinStatic	-28056.22	547.21
611	888	Shell-Thick	DX147	CEDIMENTI	LinStatic	-24261.73	132.10
611	888	Shell-Thick	SX147	CEDIMENTI	LinStatic	23632.76	265.73
611	888	Shell-Thick	SX160	CEDIMENTI	LinStatic	16334.52	1152.19
611	888	Shell-Thick	DX160	CEDIMENTI	LinStatic	-17011.47	1018.56
613	889	Shell-Thick	DX166	CEDIMENTI	LinStatic	13483.62	1686.16
613	889	Shell-Thick	DX179	CEDIMENTI	LinStatic	6528.11	-1671.46
613	889	Shell-Thick	SX179	CEDIMENTI	LinStatic	-6048.68	-1877.71
613	889	Shell-Thick	SX166	CEDIMENTI	LinStatic	-13164.38	1479.91



Autorità Portuale di Taranto
Interventi per il dragaggio di 2,3 M³ di sedimenti in area Molo Polisettoriale e per la realizzazione di un primo lotto della cassa di colmata funzionale all'ampliamento del V Sporgente del Porto di Taranto

Allegati alla relazione di calcolo strutturale allineamento "BC"

Data 05/2016
Rev. B
c.d.c.: C296A
514B

616	890	Shell-Thick	DX164	CEDIMENTI	LinStatic	15461.81	1215.65
616	890	Shell-Thick	DX177	CEDIMENTI	LinStatic	6870.27	7096.86
616	890	Shell-Thick	SX177	CEDIMENTI	LinStatic	-7147.43	6846.96
616	890	Shell-Thick	SX164	CEDIMENTI	LinStatic	-15084.20	965.75
617	349	Shell-Thick	SX247	CEDIMENTI	LinStatic	2479.75	-1399.71
617	349	Shell-Thick	SX260	CEDIMENTI	LinStatic	-1225.61	1789.86
617	349	Shell-Thick	SX259	CEDIMENTI	LinStatic	-1731.05	1544.58
617	349	Shell-Thick	SX246	CEDIMENTI	LinStatic	2783.45	-1644.99
620	891	Shell-Thick	DX162	CEDIMENTI	LinStatic	-15272.27	1107.11
620	891	Shell-Thick	SX162	CEDIMENTI	LinStatic	15408.83	1084.98
620	891	Shell-Thick	SX175	CEDIMENTI	LinStatic	7043.89	6980.58
620	891	Shell-Thick	DX175	CEDIMENTI	LinStatic	-7091.37	7002.71
623	892	Shell-Thick	DX160	CEDIMENTI	LinStatic	-13682.62	1612.46
623	892	Shell-Thick	SX160	CEDIMENTI	LinStatic	13003.89	1683.74
623	892	Shell-Thick	SX173	CEDIMENTI	LinStatic	6107.56	-1670.77
623	892	Shell-Thick	DX173	CEDIMENTI	LinStatic	-6464.10	-1742.05
647	350	Shell-Thick	SX246	CEDIMENTI	LinStatic	263.71	-827.01
647	350	Shell-Thick	SX259	CEDIMENTI	LinStatic	442.22	592.19
647	350	Shell-Thick	SX258	CEDIMENTI	LinStatic	-33880.95	1374.27
647	350	Shell-Thick	SX245	CEDIMENTI	LinStatic	-36019.25	-44.92
677	351	Shell-Thick	SX260	CEDIMENTI	LinStatic	-1890.94	2025.89
677	351	Shell-Thick	SX273	CEDIMENTI	LinStatic	1079.69	-359.57
677	351	Shell-Thick	SX272	CEDIMENTI	LinStatic	1205.13	-948.32
677	351	Shell-Thick	SX259	CEDIMENTI	LinStatic	-2174.39	1437.14
707	352	Shell-Thick	SX259	CEDIMENTI	LinStatic	-282.34	935.42
707	352	Shell-Thick	SX272	CEDIMENTI	LinStatic	2681.75	-518.90
707	352	Shell-Thick	SX271	CEDIMENTI	LinStatic	-31163.08	-360.71
707	352	Shell-Thick	SX258	CEDIMENTI	LinStatic	-33757.59	1093.61
708	353	Shell-Thick	DX388	CEDIMENTI	LinStatic	-116165.14	3045.93
708	353	Shell-Thick	SX388	CEDIMENTI	LinStatic	115863.93	3269.12
708	353	Shell-Thick	SX375	CEDIMENTI	LinStatic	112677.17	3396.86
708	353	Shell-Thick	DX375	CEDIMENTI	LinStatic	-112246.58	3173.67
709	354	Shell-Thick	DX375	CEDIMENTI	LinStatic	-111367.75	3630.42
709	354	Shell-Thick	SX375	CEDIMENTI	LinStatic	111805.51	3317.36
709	354	Shell-Thick	SX362	CEDIMENTI	LinStatic	107104.21	3702.79
709	354	Shell-Thick	DX362	CEDIMENTI	LinStatic	-107693.73	4015.85
710	355	Shell-Thick	DX362	CEDIMENTI	LinStatic	-106444.56	3581.34
710	355	Shell-Thick	SX362	CEDIMENTI	LinStatic	105846.97	3992.84
710	355	Shell-Thick	SX349	CEDIMENTI	LinStatic	101856.48	4101.43
710	355	Shell-Thick	DX349	CEDIMENTI	LinStatic	-101104.59	3689.94
711	356	Shell-Thick	DX349	CEDIMENTI	LinStatic	-99824.73	4449.76
711	356	Shell-Thick	SX349	CEDIMENTI	LinStatic	100585.15	3940.48
711	356	Shell-Thick	SX336	CEDIMENTI	LinStatic	94659.21	4366.10
711	356	Shell-Thick	DX336	CEDIMENTI	LinStatic	-95593.00	4875.38
712	357	Shell-Thick	DX336	CEDIMENTI	LinStatic	-94063.14	4254.46
712	357	Shell-Thick	SX336	CEDIMENTI	LinStatic	93119.89	4876.13
712	357	Shell-Thick	SX323	CEDIMENTI	LinStatic	88670.95	4977.10
712	357	Shell-Thick	DX323	CEDIMENTI	LinStatic	-87538.93	4355.43
713	358	Shell-Thick	DX323	CEDIMENTI	LinStatic	-86024.86	5335.85
713	358	Shell-Thick	SX323	CEDIMENTI	LinStatic	87167.13	4606.11
713	358	Shell-Thick	SX310	CEDIMENTI	LinStatic	80213.35	4895.97
713	358	Shell-Thick	DX310	CEDIMENTI	LinStatic	-81559.36	5625.71
714	359	Shell-Thick	DX310	CEDIMENTI	LinStatic	-79751.68	4518.84
714	359	Shell-Thick	SX310	CEDIMENTI	LinStatic	78394.18	5374.62
714	359	Shell-Thick	SX297	CEDIMENTI	LinStatic	73835.15	5572.66
714	359	Shell-Thick	DX297	CEDIMENTI	LinStatic	-72253.95	4716.88
715	360	Shell-Thick	DX297	CEDIMENTI	LinStatic	-70555.88	6461.94
715	360	Shell-Thick	SX297	CEDIMENTI	LinStatic	72149.18	5522.49
715	360	Shell-Thick	SX284	CEDIMENTI	LinStatic	63982.69	5617.65
715	360	Shell-Thick	DX284	CEDIMENTI	LinStatic	-65719.01	6557.10
716	361	Shell-Thick	DX284	CEDIMENTI	LinStatic	-79790.10	5033.51
716	361	Shell-Thick	SX284	CEDIMENTI	LinStatic	77990.73	5984.99
716	361	Shell-Thick	SX271	CEDIMENTI	LinStatic	75482.87	5768.47
716	361	Shell-Thick	DX271	CEDIMENTI	LinStatic	-73345.06	4816.99
717	362	Shell-Thick	DX271	CEDIMENTI	LinStatic	-71571.83	6822.55
717	362	Shell-Thick	SX271	CEDIMENTI	LinStatic	73734.03	5715.80
717	362	Shell-Thick	SX258	CEDIMENTI	LinStatic	66439.26	6274.91
717	362	Shell-Thick	DX258	CEDIMENTI	LinStatic	-69129.72	7381.66
718	363	Shell-Thick	DX258	CEDIMENTI	LinStatic	-67108.94	5588.07
718	363	Shell-Thick	SX258	CEDIMENTI	LinStatic	64380.77	6940.12
718	363	Shell-Thick	SX245	CEDIMENTI	LinStatic	62353.72	7289.37
718	363	Shell-Thick	DX245	CEDIMENTI	LinStatic	-58843.95	5937.33
719	364	Shell-Thick	DX245	CEDIMENTI	LinStatic	-56985.86	8819.97
719	364	Shell-Thick	SX245	CEDIMENTI	LinStatic	60544.55	7263.72
719	364	Shell-Thick	SX232	CEDIMENTI	LinStatic	50959.98	7918.19
719	364	Shell-Thick	DX232	CEDIMENTI	LinStatic	-55553.48	9474.45
720	365	Shell-Thick	DX232	CEDIMENTI	LinStatic	-53553.95	6663.11
720	365	Shell-Thick	SX232	CEDIMENTI	LinStatic	48889.84	8745.68
720	365	Shell-Thick	SX219	CEDIMENTI	LinStatic	48851.88	9267.38
720	365	Shell-Thick	DX219	CEDIMENTI	LinStatic	-42302.39	7184.81
721	366	Shell-Thick	DX219	CEDIMENTI	LinStatic	-40678.58	8637.67



Autorità Portuale di Taranto
 Interventi per il dragaggio di 2,3 M³ di sedimenti in area Molo Polisettoriale e per la realizzazione di un primo lotto della cassa di colmata funzionale all'ampliamento del V Sporgente del Porto di Taranto

Allegati alla relazione di calcolo strutturale allineamento "BC"

Data 05/2016
 Rev. B
 c.d.c.: C296A
 514B

721	366	Shell-Thick	SX219	CEDIMENTI	LinStatic	47314.92	12222.86
721	366	Shell-Thick	SX206	CEDIMENTI	LinStatic	40990.62	12273.98
721	366	Shell-Thick	DX206	CEDIMENTI	LinStatic	-35162.43	8688.79
722	367	Shell-Thick	DX206	CEDIMENTI	LinStatic	-33435.73	9466.44
722	367	Shell-Thick	SX206	CEDIMENTI	LinStatic	39261.62	5950.96
722	367	Shell-Thick	SX193	CEDIMENTI	LinStatic	34843.35	6067.18
722	367	Shell-Thick	DX193	CEDIMENTI	LinStatic	-27936.73	9582.65
723	368	Shell-Thick	DX193	CEDIMENTI	LinStatic	-26444.30	12034.72
723	368	Shell-Thick	SX193	CEDIMENTI	LinStatic	33257.97	10369.15
723	368	Shell-Thick	SX180	CEDIMENTI	LinStatic	22553.18	8555.50
723	368	Shell-Thick	DX180	CEDIMENTI	LinStatic	-26723.33	10221.06
724	369	Shell-Thick	DX180	CEDIMENTI	LinStatic	-27538.59	5882.20
724	369	Shell-Thick	SX180	CEDIMENTI	LinStatic	23396.09	7074.46
724	369	Shell-Thick	SX167	CEDIMENTI	LinStatic	18879.73	5746.58
724	369	Shell-Thick	DX167	CEDIMENTI	LinStatic	-16073.07	4554.31
725	370	Shell-Thick	DX167	CEDIMENTI	LinStatic	-11096.71	7930.22
725	370	Shell-Thick	SX167	CEDIMENTI	LinStatic	13851.43	6958.38
725	370	Shell-Thick	SX154	CEDIMENTI	LinStatic	3031.27	8135.93
725	370	Shell-Thick	DX154	CEDIMENTI	LinStatic	-5099.90	9107.78
726	371	Shell-Thick	DX154	CEDIMENTI	LinStatic	-608.67	7308.75
726	371	Shell-Thick	SX154	CEDIMENTI	LinStatic	-1427.05	8100.44
726	371	Shell-Thick	SX141	CEDIMENTI	LinStatic	-7978.40	7972.90
726	371	Shell-Thick	DX141	CEDIMENTI	LinStatic	9715.39	7181.21
727	372	Shell-Thick	DX141	CEDIMENTI	LinStatic	14065.36	8736.03
727	372	Shell-Thick	SX141	CEDIMENTI	LinStatic	-12350.79	7984.13
727	372	Shell-Thick	SX128	CEDIMENTI	LinStatic	-22421.07	8144.78
727	372	Shell-Thick	DX128	CEDIMENTI	LinStatic	21037.68	8896.68
728	373	Shell-Thick	DX128	CEDIMENTI	LinStatic	25392.92	7658.10
728	373	Shell-Thick	SX128	CEDIMENTI	LinStatic	-26760.03	8281.69
728	373	Shell-Thick	SX115	CEDIMENTI	LinStatic	-34047.80	8256.73
728	373	Shell-Thick	DX115	CEDIMENTI	LinStatic	35214.96	7633.15
729	374	Shell-Thick	DX115	CEDIMENTI	LinStatic	39383.70	8973.03
729	374	Shell-Thick	SX115	CEDIMENTI	LinStatic	-38229.36	8415.99
729	374	Shell-Thick	SX102	CEDIMENTI	LinStatic	-47966.56	8309.52
729	374	Shell-Thick	DX102	CEDIMENTI	LinStatic	47034.55	8866.56
730	375	Shell-Thick	DX102	CEDIMENTI	LinStatic	51186.63	7675.20
730	375	Shell-Thick	SX102	CEDIMENTI	LinStatic	-52108.46	8122.15
730	375	Shell-Thick	SX89	CEDIMENTI	LinStatic	-59838.28	7656.20
730	375	Shell-Thick	DX89	CEDIMENTI	LinStatic	60593.22	7209.25
731	376	Shell-Thick	DX89	CEDIMENTI	LinStatic	64638.07	7952.12
731	376	Shell-Thick	SX89	CEDIMENTI	LinStatic	-63891.40	7581.17
731	376	Shell-Thick	SX76	CEDIMENTI	LinStatic	-73092.47	7308.82
731	376	Shell-Thick	DX76	CEDIMENTI	LinStatic	72512.76	7679.78
732	377	Shell-Thick	DX76	CEDIMENTI	LinStatic	76418.15	7080.26
732	377	Shell-Thick	SX76	CEDIMENTI	LinStatic	-76990.26	7357.20
732	377	Shell-Thick	SX63	CEDIMENTI	LinStatic	-84933.48	6606.18
732	377	Shell-Thick	DX63	CEDIMENTI	LinStatic	85359.48	6329.24
733	378	Shell-Thick	DX63	CEDIMENTI	LinStatic	89013.61	6329.28
733	378	Shell-Thick	SX63	CEDIMENTI	LinStatic	-88592.77	6128.54
733	378	Shell-Thick	SX50	CEDIMENTI	LinStatic	-96944.97	4846.30
733	378	Shell-Thick	DX50	CEDIMENTI	LinStatic	96655.95	5047.04
734	379	Shell-Thick	DX50	CEDIMENTI	LinStatic	100294.97	3821.81
734	379	Shell-Thick	SX50	CEDIMENTI	LinStatic	-100578.29	3937.16
734	379	Shell-Thick	SX37	CEDIMENTI	LinStatic	-107570.49	2072.35
734	379	Shell-Thick	DX37	CEDIMENTI	LinStatic	107728.64	1957.00
735	380	Shell-Thick	DX37	CEDIMENTI	LinStatic	111307.11	1062.73
735	380	Shell-Thick	SX37	CEDIMENTI	LinStatic	-111150.46	1028.01
735	380	Shell-Thick	SX24	CEDIMENTI	LinStatic	-117440.64	38.60
735	380	Shell-Thick	DX24	CEDIMENTI	LinStatic	117334.17	73.32
737	381	Shell-Thick	SX273	CEDIMENTI	LinStatic	908.17	-584.93
737	381	Shell-Thick	SX286	CEDIMENTI	LinStatic	-609.70	318.53
737	381	Shell-Thick	SX285	CEDIMENTI	LinStatic	-780.58	-68.44
737	381	Shell-Thick	SX272	CEDIMENTI	LinStatic	1027.24	-971.90
738	382	Shell-Thick	SX272	CEDIMENTI	LinStatic	2794.05	-1259.99
738	382	Shell-Thick	SX285	CEDIMENTI	LinStatic	-851.12	81.32
738	382	Shell-Thick	SX284	CEDIMENTI	LinStatic	-36983.56	1257.90
738	382	Shell-Thick	SX271	CEDIMENTI	LinStatic	-31814.27	-83.41
739	383	Shell-Thick	SX286	CEDIMENTI	LinStatic	-925.98	943.23
739	383	Shell-Thick	SX299	CEDIMENTI	LinStatic	169.15	-300.11
739	383	Shell-Thick	SX298	CEDIMENTI	LinStatic	459.68	-1695.19
739	383	Shell-Thick	SX285	CEDIMENTI	LinStatic	-975.79	-451.86
740	384	Shell-Thick	SX285	CEDIMENTI	LinStatic	-273.08	-148.64
740	384	Shell-Thick	SX298	CEDIMENTI	LinStatic	-1276.29	-2158.61
740	384	Shell-Thick	SX297	CEDIMENTI	LinStatic	-33692.90	-234.24
740	384	Shell-Thick	SX284	CEDIMENTI	LinStatic	-30361.71	1775.73
741	385	Shell-Thick	SX299	CEDIMENTI	LinStatic	757.88	-467.58
741	385	Shell-Thick	SX312	CEDIMENTI	LinStatic	635.04	2146.48
741	385	Shell-Thick	SX311	CEDIMENTI	LinStatic	451.06	849.79
741	385	Shell-Thick	SX298	CEDIMENTI	LinStatic	706.93	-1764.27
742	386	Shell-Thick	SX298	CEDIMENTI	LinStatic	-952.12	-2146.32
742	386	Shell-Thick	SX311	CEDIMENTI	LinStatic	1039.72	1034.97


Autorità Portuale di Taranto

Interventi per il dragaggio di 2,3 M³ di sedimenti in area Molo Polisettoriale e per la realizzazione di un primo lotto della cassa di colmata funzionale all'ampliamento del V Sporgente del Porto di Taranto

Allegati alla relazione di calcolo strutturale allineamento "BC"

Data 05/2016
Rev. B
c.d.c.: C296A
514B

742	386	Shell-Thick	SX310	CEDIMENTI	LinStatic	-30277.87	2453.23
742	386	Shell-Thick	SX297	CEDIMENTI	LinStatic	-34048.42	-728.06
743	387	Shell-Thick	SX312	CEDIMENTI	LinStatic	-130.99	2020.66
743	387	Shell-Thick	SX325	CEDIMENTI	LinStatic	-1068.48	-572.74
743	387	Shell-Thick	SX324	CEDIMENTI	LinStatic	-1254.26	-1520.79
743	387	Shell-Thick	SX311	CEDIMENTI	LinStatic	-22.65	1072.61
744	388	Shell-Thick	SX311	CEDIMENTI	LinStatic	206.94	1230.80
744	388	Shell-Thick	SX324	CEDIMENTI	LinStatic	3762.94	-1840.01
744	388	Shell-Thick	SX323	CEDIMENTI	LinStatic	-24849.10	-901.05
744	388	Shell-Thick	SX310	CEDIMENTI	LinStatic	-29882.37	2169.75
745	389	Shell-Thick	SX325	CEDIMENTI	LinStatic	-729.29	-418.54
745	389	Shell-Thick	SX338	CEDIMENTI	LinStatic	1280.22	172.53
745	389	Shell-Thick	SX337	CEDIMENTI	LinStatic	1477.16	-1145.66
745	389	Shell-Thick	SX324	CEDIMENTI	LinStatic	-1081.32	-1736.73
746	390	Shell-Thick	SX324	CEDIMENTI	LinStatic	4326.74	-2567.71
746	390	Shell-Thick	SX337	CEDIMENTI	LinStatic	-1817.39	-523.18
746	390	Shell-Thick	SX336	CEDIMENTI	LinStatic	-36664.66	1782.37
746	390	Shell-Thick	SX323	CEDIMENTI	LinStatic	-25474.15	-262.16
747	391	Shell-Thick	SX338	CEDIMENTI	LinStatic	1086.39	-183.68
747	391	Shell-Thick	SX351	CEDIMENTI	LinStatic	-709.19	997.78
747	391	Shell-Thick	SX350	CEDIMENTI	LinStatic	-1055.55	446.59
747	391	Shell-Thick	SX337	CEDIMENTI	LinStatic	1186.06	-734.88
748	392	Shell-Thick	SX337	CEDIMENTI	LinStatic	-1552.42	130.79
748	392	Shell-Thick	SX350	CEDIMENTI	LinStatic	886.65	-561.39
748	392	Shell-Thick	SX349	CEDIMENTI	LinStatic	-35210.94	203.57
748	392	Shell-Thick	SX336	CEDIMENTI	LinStatic	-37299.11	895.75
749	393	Shell-Thick	SX351	CEDIMENTI	LinStatic	-955.77	1210.56
749	393	Shell-Thick	SX364	CEDIMENTI	LinStatic	750.88	279.38
749	393	Shell-Thick	SX363	CEDIMENTI	LinStatic	843.22	-737.36
749	393	Shell-Thick	SX350	CEDIMENTI	LinStatic	-1123.07	193.83
750	394	Shell-Thick	SX350	CEDIMENTI	LinStatic	1047.09	-796.09
750	394	Shell-Thick	SX363	CEDIMENTI	LinStatic	1738.12	102.57
750	394	Shell-Thick	SX362	CEDIMENTI	LinStatic	-36730.13	1177.90
750	394	Shell-Thick	SX349	CEDIMENTI	LinStatic	-35639.12	279.24
751	395	Shell-Thick	SX364	CEDIMENTI	LinStatic	653.17	-58.62
751	395	Shell-Thick	SX377	CEDIMENTI	LinStatic	-364.76	369.80
751	395	Shell-Thick	SX376	CEDIMENTI	LinStatic	-653.19	74.94
751	395	Shell-Thick	SX363	CEDIMENTI	LinStatic	594.28	-353.48
752	396	Shell-Thick	SX363	CEDIMENTI	LinStatic	1997.21	206.18
752	396	Shell-Thick	SX376	CEDIMENTI	LinStatic	2317.30	-624.83
752	396	Shell-Thick	SX375	CEDIMENTI	LinStatic	-40226.93	68.26
752	396	Shell-Thick	SX362	CEDIMENTI	LinStatic	-37335.41	899.27
753	397	Shell-Thick	SX377	CEDIMENTI	LinStatic	-634.55	613.34
753	397	Shell-Thick	SX390	CEDIMENTI	LinStatic	554.39	-101.58
753	397	Shell-Thick	SX389	CEDIMENTI	LinStatic	557.96	-960.07
753	397	Shell-Thick	SX376	CEDIMENTI	LinStatic	-792.94	-245.16
754	398	Shell-Thick	SX376	CEDIMENTI	LinStatic	3369.97	-1091.24
754	398	Shell-Thick	SX389	CEDIMENTI	LinStatic	2005.04	-284.53
754	398	Shell-Thick	SX388	CEDIMENTI	LinStatic	-51154.67	1133.46
754	398	Shell-Thick	SX375	CEDIMENTI	LinStatic	-41694.20	326.75
755	399	Shell-Thick	SX415	CEDIMENTI	LinStatic	-91020.12	1271.42
755	399	Shell-Thick	SX402	CEDIMENTI	LinStatic	-69866.63	599.86
755	399	Shell-Thick	SX403	CEDIMENTI	LinStatic	2495.20	-1630.19
755	399	Shell-Thick	SX416	CEDIMENTI	LinStatic	-9755.98	-958.62
756	400	Shell-Thick	SX416	CEDIMENTI	LinStatic	834.89	-1736.61
756	400	Shell-Thick	SX403	CEDIMENTI	LinStatic	-673.20	-684.47
756	400	Shell-Thick	SX404	CEDIMENTI	LinStatic	-590.73	-93.59
756	400	Shell-Thick	SX417	CEDIMENTI	LinStatic	761.04	-1145.74
757	401	Shell-Thick	SX392	CEDIMENTI	LinStatic	268.41	-299.48
757	401	Shell-Thick	SX378	CEDIMENTI	LinStatic	-366.52	-359.63
757	401	Shell-Thick	SX379	CEDIMENTI	LinStatic	-207.23	-340.72
757	401	Shell-Thick	SX393	CEDIMENTI	LinStatic	526.81	-280.56
758	402	Shell-Thick	SX393	CEDIMENTI	LinStatic	-1147.57	-486.15
758	402	Shell-Thick	SX379	CEDIMENTI	LinStatic	-3227.33	-297.70
758	402	Shell-Thick	SX380	CEDIMENTI	LinStatic	50032.85	556.42
758	402	Shell-Thick	SX394	CEDIMENTI	LinStatic	63202.29	367.97
759	403	Shell-Thick	SX394	CEDIMENTI	LinStatic	-114284.18	1247.51
759	403	Shell-Thick	SX380	CEDIMENTI	LinStatic	-107773.25	1704.20
759	403	Shell-Thick	SX381	CEDIMENTI	LinStatic	19814.03	-85.56
759	403	Shell-Thick	SX395	CEDIMENTI	LinStatic	16113.57	-542.24
761	404	Shell-Thick	SX397	CEDIMENTI	LinStatic	-14475.23	-642.60
761	404	Shell-Thick	SX383	CEDIMENTI	LinStatic	-18139.17	-326.13
761	404	Shell-Thick	SX384	CEDIMENTI	LinStatic	86881.82	1783.59
761	404	Shell-Thick	SX398	CEDIMENTI	LinStatic	93190.62	1467.12
762	405	Shell-Thick	SX398	CEDIMENTI	LinStatic	-93336.15	1412.01
762	405	Shell-Thick	SX384	CEDIMENTI	LinStatic	-87044.32	1834.59
762	405	Shell-Thick	SX385	CEDIMENTI	LinStatic	18283.09	-272.78
762	405	Shell-Thick	SX399	CEDIMENTI	LinStatic	14631.30	-695.35
764	406	Shell-Thick	SX401	CEDIMENTI	LinStatic	-16275.25	-508.51
764	406	Shell-Thick	SX387	CEDIMENTI	LinStatic	-20143.96	-210.15
764	406	Shell-Thick	SX388	CEDIMENTI	LinStatic	105662.06	1673.66

764	406	Shell-Thick	SX402	CEDIMENTI	LinStatic	112354.23	1375.30
765	407	Shell-Thick	SX402	CEDIMENTI	LinStatic	-67522.69	190.44
765	407	Shell-Thick	SX388	CEDIMENTI	LinStatic	-53347.28	851.10
765	407	Shell-Thick	SX389	CEDIMENTI	LinStatic	3673.62	-144.45
765	407	Shell-Thick	SX403	CEDIMENTI	LinStatic	555.34	-805.12
766	408	Shell-Thick	SX403	CEDIMENTI	LinStatic	-505.35	-320.59
766	408	Shell-Thick	SX389	CEDIMENTI	LinStatic	220.16	-472.21
766	408	Shell-Thick	SX390	CEDIMENTI	LinStatic	372.50	-496.12
766	408	Shell-Thick	SX404	CEDIMENTI	LinStatic	-253.88	-344.50
785	409	Shell-Thick	DX406	CEDIMENTI	LinStatic	-117150.63	368.98
785	409	Shell-Thick	DX393	CEDIMENTI	LinStatic	-110346.85	109.51
785	409	Shell-Thick	DX394	CEDIMENTI	LinStatic	17485.63	-3705.38
785	409	Shell-Thick	DX407	CEDIMENTI	LinStatic	11859.86	-3445.91
787	410	Shell-Thick	DX409	CEDIMENTI	LinStatic	-9485.63	-3307.03
787	410	Shell-Thick	DX396	CEDIMENTI	LinStatic	-15216.75	-3608.52
787	410	Shell-Thick	DX397	CEDIMENTI	LinStatic	93457.79	127.98
787	410	Shell-Thick	DX410	CEDIMENTI	LinStatic	100306.00	429.47
788	411	Shell-Thick	DX410	CEDIMENTI	LinStatic	-100187.20	380.13
788	411	Shell-Thick	DX397	CEDIMENTI	LinStatic	-93321.23	180.72
788	411	Shell-Thick	DX398	CEDIMENTI	LinStatic	15024.79	-3554.66
788	411	Shell-Thick	DX411	CEDIMENTI	LinStatic	9274.84	-3355.25
790	412	Shell-Thick	DX413	CEDIMENTI	LinStatic	-11994.82	-3328.02
790	412	Shell-Thick	DX400	CEDIMENTI	LinStatic	-17565.98	-3786.04
790	412	Shell-Thick	DX401	CEDIMENTI	LinStatic	111647.51	2.49
790	412	Shell-Thick	DX414	CEDIMENTI	LinStatic	118388.62	460.52
793	413	Shell-Thick	DX393	CEDIMENTI	LinStatic	-109976.20	30.27
793	413	Shell-Thick	DX380	CEDIMENTI	LinStatic	-103387.38	-768.39
793	413	Shell-Thick	DX381	CEDIMENTI	LinStatic	21104.73	-5093.91
793	413	Shell-Thick	DX394	CEDIMENTI	LinStatic	17354.58	-4295.25
795	414	Shell-Thick	DX396	CEDIMENTI	LinStatic	-14991.39	-4091.87
795	414	Shell-Thick	DX383	CEDIMENTI	LinStatic	-18530.54	-4771.91
795	414	Shell-Thick	DX384	CEDIMENTI	LinStatic	86982.13	-952.14
795	414	Shell-Thick	DX397	CEDIMENTI	LinStatic	93162.04	-272.11
796	415	Shell-Thick	DX397	CEDIMENTI	LinStatic	-93043.25	-216.64
796	415	Shell-Thick	DX384	CEDIMENTI	LinStatic	-86845.22	-1003.73
796	415	Shell-Thick	DX385	CEDIMENTI	LinStatic	18410.12	-4824.83
796	415	Shell-Thick	DX398	CEDIMENTI	LinStatic	14857.62	-4037.74
798	416	Shell-Thick	DX400	CEDIMENTI	LinStatic	-17346.10	-4330.32
798	416	Shell-Thick	DX387	CEDIMENTI	LinStatic	-20914.07	-4943.65
798	416	Shell-Thick	DX388	CEDIMENTI	LinStatic	104836.03	-732.57
798	416	Shell-Thick	DX401	CEDIMENTI	LinStatic	111223.08	-119.25
831	417	Shell-Thick	SX407	CEDIMENTI	LinStatic	-118995.68	1863.04
831	417	Shell-Thick	DX406	CEDIMENTI	LinStatic	120776.22	1924.07
831	417	Shell-Thick	DX393	CEDIMENTI	LinStatic	119768.13	1816.44
831	417	Shell-Thick	SX394	CEDIMENTI	LinStatic	-117882.81	1755.42
832	418	Shell-Thick	SX394	CEDIMENTI	LinStatic	-117601.88	2274.12
832	418	Shell-Thick	DX393	CEDIMENTI	LinStatic	119490.66	2411.29
832	418	Shell-Thick	DX380	CEDIMENTI	LinStatic	117046.32	3125.78
832	418	Shell-Thick	SX380	CEDIMENTI	LinStatic	-114915.40	2988.61
836	419	Shell-Thick	SX415	CEDIMENTI	LinStatic	120666.75	1881.01
836	419	Shell-Thick	SX402	CEDIMENTI	LinStatic	119716.38	1777.57
836	419	Shell-Thick	DX401	CEDIMENTI	LinStatic	-119557.66	1748.85
836	419	Shell-Thick	DX414	CEDIMENTI	LinStatic	-120741.67	1852.29
837	420	Shell-Thick	SX402	CEDIMENTI	LinStatic	119443.78	2304.29
837	420	Shell-Thick	SX388	CEDIMENTI	LinStatic	116627.16	3012.00
837	420	Shell-Thick	DX388	CEDIMENTI	LinStatic	-116921.94	3141.83
837	420	Shell-Thick	DX401	CEDIMENTI	LinStatic	-119281.02	2434.12
859	421	Shell-Thick	DX381	CEDIMENTI	LinStatic	38479.32	-4597.92
859	421	Shell-Thick	DX368	CEDIMENTI	LinStatic	32371.83	-5416.39
859	421	Shell-Thick	DX369	CEDIMENTI	LinStatic	101773.26	-1699.92
859	421	Shell-Thick	DX382	CEDIMENTI	LinStatic	111441.34	-881.45
860	422	Shell-Thick	DX382	CEDIMENTI	LinStatic	-97093.52	-1152.87
860	422	Shell-Thick	DX369	CEDIMENTI	LinStatic	-87667.14	-1855.74
860	422	Shell-Thick	DX370	CEDIMENTI	LinStatic	-28356.65	-5571.98
860	422	Shell-Thick	DX383	CEDIMENTI	LinStatic	-34443.80	-4869.10
861	423	Shell-Thick	DX385	CEDIMENTI	LinStatic	34193.80	-4716.58
861	423	Shell-Thick	DX372	CEDIMENTI	LinStatic	28178.36	-5695.43
861	423	Shell-Thick	DX373	CEDIMENTI	LinStatic	87351.22	-1995.51
861	423	Shell-Thick	DX386	CEDIMENTI	LinStatic	96740.31	-1016.67
862	424	Shell-Thick	DX386	CEDIMENTI	LinStatic	-111922.69	-994.27
862	424	Shell-Thick	DX373	CEDIMENTI	LinStatic	-102266.05	-1590.33
862	424	Shell-Thick	DX374	CEDIMENTI	LinStatic	-32285.73	-5303.03
862	424	Shell-Thick	DX387	CEDIMENTI	LinStatic	-38430.32	-4706.96
863	425	Shell-Thick	DX368	CEDIMENTI	LinStatic	33135.30	-5766.45
863	425	Shell-Thick	DX355	CEDIMENTI	LinStatic	28529.20	-5957.78
863	425	Shell-Thick	DX356	CEDIMENTI	LinStatic	92708.18	-1898.30
863	425	Shell-Thick	DX369	CEDIMENTI	LinStatic	101101.20	-1706.98
864	426	Shell-Thick	DX369	CEDIMENTI	LinStatic	-87100.11	-1893.12
864	426	Shell-Thick	DX356	CEDIMENTI	LinStatic	-79080.94	-2324.31
864	426	Shell-Thick	DX357	CEDIMENTI	LinStatic	-24591.02	-6415.44
864	426	Shell-Thick	DX370	CEDIMENTI	LinStatic	-28996.39	-5984.25


Autorità Portuale di Taranto

Interventi per il dragaggio di 2,3 M³ di sedimenti in area Molo Polisettoriale e per la realizzazione di un primo lotto della cassa di colmata funzionale all'ampliamento del V Sporgente del Porto di Taranto

Allegati alla relazione di calcolo strutturale allineamento "BC"

Data 05/2016
Rev. B
c.d.c.: C296A
514B

865	427	Shell-Thick	DX372	CEDIMENTI	LinStatic	28892.72	-6122.59
865	427	Shell-Thick	DX359	CEDIMENTI	LinStatic	24428.05	-6251.81
865	427	Shell-Thick	DX360	CEDIMENTI	LinStatic	78729.27	-2152.73
865	427	Shell-Thick	DX373	CEDIMENTI	LinStatic	86754.33	-2023.52
866	428	Shell-Thick	DX373	CEDIMENTI	LinStatic	-101623.67	-1577.26
866	428	Shell-Thick	DX360	CEDIMENTI	LinStatic	-93077.75	-1993.84
866	428	Shell-Thick	DX361	CEDIMENTI	LinStatic	-28293.35	-6085.16
866	428	Shell-Thick	DX374	CEDIMENTI	LinStatic	-32996.45	-5668.58
867	429	Shell-Thick	DX355	CEDIMENTI	LinStatic	29098.63	-5936.86
867	429	Shell-Thick	DX342	CEDIMENTI	LinStatic	25497.61	-6618.26
867	429	Shell-Thick	DX343	CEDIMENTI	LinStatic	84690.52	-2934.55
867	429	Shell-Thick	DX356	CEDIMENTI	LinStatic	92040.55	-2253.15
868	430	Shell-Thick	DX356	CEDIMENTI	LinStatic	-78510.14	-2702.32
868	430	Shell-Thick	DX343	CEDIMENTI	LinStatic	-71692.96	-3254.12
868	430	Shell-Thick	DX344	CEDIMENTI	LinStatic	-21721.17	-7068.73
868	430	Shell-Thick	DX357	CEDIMENTI	LinStatic	-25143.06	-6516.93
869	431	Shell-Thick	DX359	CEDIMENTI	LinStatic	24901.86	-6330.46
869	431	Shell-Thick	DX346	CEDIMENTI	LinStatic	21608.14	-7219.23
869	431	Shell-Thick	DX347	CEDIMENTI	LinStatic	71438.16	-3433.49
869	431	Shell-Thick	DX360	CEDIMENTI	LinStatic	78196.45	-2544.72
870	432	Shell-Thick	DX360	CEDIMENTI	LinStatic	-92374.72	-2402.08
870	432	Shell-Thick	DX347	CEDIMENTI	LinStatic	-85284.33	-2806.08
870	432	Shell-Thick	DX348	CEDIMENTI	LinStatic	-25492.21	-6422.47
870	432	Shell-Thick	DX361	CEDIMENTI	LinStatic	-28915.76	-6018.48
871	433	Shell-Thick	DX342	CEDIMENTI	LinStatic	26190.95	-6860.09
871	433	Shell-Thick	DX329	CEDIMENTI	LinStatic	23604.61	-6923.85
871	433	Shell-Thick	DX330	CEDIMENTI	LinStatic	77854.29	-3087.07
871	433	Shell-Thick	DX343	CEDIMENTI	LinStatic	84002.11	-3023.32
872	434	Shell-Thick	DX343	CEDIMENTI	LinStatic	-71200.37	-3342.14
872	434	Shell-Thick	DX330	CEDIMENTI	LinStatic	-65474.13	-3724.20
872	434	Shell-Thick	DX331	CEDIMENTI	LinStatic	-19924.65	-7776.46
872	434	Shell-Thick	DX344	CEDIMENTI	LinStatic	-22343.65	-7394.40
873	435	Shell-Thick	DX346	CEDIMENTI	LinStatic	22329.32	-7583.10
873	435	Shell-Thick	DX333	CEDIMENTI	LinStatic	19737.22	-7572.80
873	435	Shell-Thick	DX334	CEDIMENTI	LinStatic	65101.16	-3484.96
873	435	Shell-Thick	DX347	CEDIMENTI	LinStatic	70912.32	-3495.26
874	436	Shell-Thick	DX347	CEDIMENTI	LinStatic	-84628.44	-2814.91
874	436	Shell-Thick	DX334	CEDIMENTI	LinStatic	-78143.20	-3222.21
874	436	Shell-Thick	DX335	CEDIMENTI	LinStatic	-23263.85	-7144.59
874	436	Shell-Thick	DX348	CEDIMENTI	LinStatic	-26105.76	-6737.29
875	437	Shell-Thick	DX329	CEDIMENTI	LinStatic	24077.89	-7026.63
875	437	Shell-Thick	DX316	CEDIMENTI	LinStatic	21986.05	-7681.43
875	437	Shell-Thick	DX317	CEDIMENTI	LinStatic	71599.07	-3938.43
875	437	Shell-Thick	DX330	CEDIMENTI	LinStatic	77194.23	-3283.63
876	438	Shell-Thick	DX330	CEDIMENTI	LinStatic	-65014.24	-3947.17
876	438	Shell-Thick	DX317	CEDIMENTI	LinStatic	-60023.77	-4380.71
876	438	Shell-Thick	DX318	CEDIMENTI	LinStatic	-18493.73	-8394.01
876	438	Shell-Thick	DX331	CEDIMENTI	LinStatic	-20449.95	-7960.47
877	439	Shell-Thick	DX333	CEDIMENTI	LinStatic	20150.87	-7709.71
877	439	Shell-Thick	DX320	CEDIMENTI	LinStatic	18405.80	-8606.41
877	439	Shell-Thick	DX321	CEDIMENTI	LinStatic	59782.20	-4638.84
877	439	Shell-Thick	DX334	CEDIMENTI	LinStatic	64681.85	-3742.15
878	440	Shell-Thick	DX334	CEDIMENTI	LinStatic	-77446.42	-3526.78
878	440	Shell-Thick	DX321	CEDIMENTI	LinStatic	-72313.41	-3748.33
878	440	Shell-Thick	DX322	CEDIMENTI	LinStatic	-22062.43	-7370.97
878	440	Shell-Thick	DX335	CEDIMENTI	LinStatic	-23832.72	-7149.42
879	441	Shell-Thick	DX316	CEDIMENTI	LinStatic	22604.91	-7797.50
879	441	Shell-Thick	DX303	CEDIMENTI	LinStatic	21437.17	-7777.89
879	441	Shell-Thick	DX304	CEDIMENTI	LinStatic	66464.81	-4088.18
879	441	Shell-Thick	DX317	CEDIMENTI	LinStatic	70927.66	-4107.79
880	442	Shell-Thick	DX317	CEDIMENTI	LinStatic	-59627.48	-4545.83
880	442	Shell-Thick	DX304	CEDIMENTI	LinStatic	-55671.97	-4890.02
880	442	Shell-Thick	DX305	CEDIMENTI	LinStatic	-18105.55	-8922.70
880	442	Shell-Thick	DX318	CEDIMENTI	LinStatic	-19061.39	-8578.52
881	443	Shell-Thick	DX320	CEDIMENTI	LinStatic	19116.04	-8847.83
881	443	Shell-Thick	DX307	CEDIMENTI	LinStatic	17927.91	-8649.68
881	443	Shell-Thick	DX308	CEDIMENTI	LinStatic	55297.50	-4569.86
881	443	Shell-Thick	DX321	CEDIMENTI	LinStatic	59346.76	-4768.01
882	444	Shell-Thick	DX321	CEDIMENTI	LinStatic	-71681.33	-3789.83
882	444	Shell-Thick	DX308	CEDIMENTI	LinStatic	-66715.80	-4330.45
882	444	Shell-Thick	DX309	CEDIMENTI	LinStatic	-20993.46	-8146.34
882	444	Shell-Thick	DX322	CEDIMENTI	LinStatic	-22537.30	-7605.72
883	445	Shell-Thick	DX303	CEDIMENTI	LinStatic	21865.22	-7938.68
883	445	Shell-Thick	DX290	CEDIMENTI	LinStatic	21240.80	-8597.39
883	445	Shell-Thick	DX291	CEDIMENTI	LinStatic	61637.35	-4803.92
883	445	Shell-Thick	DX304	CEDIMENTI	LinStatic	65811.96	-4145.21
884	446	Shell-Thick	DX304	CEDIMENTI	LinStatic	-55265.05	-4965.31
884	446	Shell-Thick	DX291	CEDIMENTI	LinStatic	-51689.41	-5346.61
884	446	Shell-Thick	DX292	CEDIMENTI	LinStatic	-18032.96	-9510.87
884	446	Shell-Thick	DX305	CEDIMENTI	LinStatic	-18619.68	-9129.57
885	447	Shell-Thick	DX307	CEDIMENTI	LinStatic	18275.46	-8796.51

**Autorità Portuale di Taranto**

Interventi per il dragaggio di 2,3 M³ di sedimenti in area Molo Polisettoriale e per la realizzazione di un primo lotto della cassa di colmata funzionale all'ampliamento del V Sporgente del Porto di Taranto

Allegati alla relazione di calcolo strutturale allineamento "BC"

Data 05/2016
Rev. B
c.d.c.: C296A
514B

885	447	Shell-Thick	DX294	CEDIMENTI	LinStatic	17991.72	-9828.84
885	447	Shell-Thick	DX295	CEDIMENTI	LinStatic	51463.78	-5720.66
885	447	Shell-Thick	DX308	CEDIMENTI	LinStatic	54933.26	-4688.33
886	448	Shell-Thick	DX308	CEDIMENTI	LinStatic	-66025.62	-4527.81
886	448	Shell-Thick	DX295	CEDIMENTI	LinStatic	-62407.17	-4516.51
886	448	Shell-Thick	DX296	CEDIMENTI	LinStatic	-21287.55	-8179.21
886	448	Shell-Thick	DX309	CEDIMENTI	LinStatic	-21589.88	-8190.51
887	449	Shell-Thick	DX290	CEDIMENTI	LinStatic	21881.62	-8726.41
887	449	Shell-Thick	DX277	CEDIMENTI	LinStatic	22742.07	-8402.54
887	449	Shell-Thick	DX278	CEDIMENTI	LinStatic	58083.17	-4771.82
887	449	Shell-Thick	DX291	CEDIMENTI	LinStatic	60901.97	-5095.68
888	450	Shell-Thick	DX291	CEDIMENTI	LinStatic	-51284.28	-5657.37
888	450	Shell-Thick	DX278	CEDIMENTI	LinStatic	-48719.44	-5652.52
888	450	Shell-Thick	DX279	CEDIMENTI	LinStatic	-19453.20	-9672.35
888	450	Shell-Thick	DX292	CEDIMENTI	LinStatic	-18645.33	-9677.20
889	451	Shell-Thick	DX294	CEDIMENTI	LinStatic	18804.80	-10062.16
889	451	Shell-Thick	DX281	CEDIMENTI	LinStatic	19396.45	-9317.33
889	451	Shell-Thick	DX282	CEDIMENTI	LinStatic	48435.04	-5263.21
889	451	Shell-Thick	DX295	CEDIMENTI	LinStatic	51009.53	-6008.05
890	452	Shell-Thick	DX295	CEDIMENTI	LinStatic	-61722.64	-4681.47
890	452	Shell-Thick	DX282	CEDIMENTI	LinStatic	-58372.52	-5189.03
890	452	Shell-Thick	DX283	CEDIMENTI	LinStatic	-22210.53	-8939.68
890	452	Shell-Thick	DX296	CEDIMENTI	LinStatic	-21694.94	-8432.13
891	453	Shell-Thick	DX277	CEDIMENTI	LinStatic	28988.20	-9210.71
891	453	Shell-Thick	DX264	CEDIMENTI	LinStatic	22490.73	-9881.31
891	453	Shell-Thick	DX265	CEDIMENTI	LinStatic	61981.00	-3415.85
891	453	Shell-Thick	DX278	CEDIMENTI	LinStatic	71623.16	-2745.25
892	454	Shell-Thick	DX278	CEDIMENTI	LinStatic	-60451.23	-3616.07
892	454	Shell-Thick	DX265	CEDIMENTI	LinStatic	-51458.70	-3935.94
892	454	Shell-Thick	DX266	CEDIMENTI	LinStatic	-18882.23	-10777.30
892	454	Shell-Thick	DX279	CEDIMENTI	LinStatic	-25133.59	-10457.42
893	455	Shell-Thick	DX281	CEDIMENTI	LinStatic	24745.56	-9964.45
893	455	Shell-Thick	DX268	CEDIMENTI	LinStatic	18707.64	-11337.34
893	455	Shell-Thick	DX269	CEDIMENTI	LinStatic	51141.74	-4519.57
893	455	Shell-Thick	DX282	CEDIMENTI	LinStatic	60131.94	-3146.68
894	456	Shell-Thick	DX282	CEDIMENTI	LinStatic	-71958.95	-3405.85
894	456	Shell-Thick	DX269	CEDIMENTI	LinStatic	-62841.97	-2880.14
894	456	Shell-Thick	DX270	CEDIMENTI	LinStatic	-22423.02	-9241.33
894	456	Shell-Thick	DX283	CEDIMENTI	LinStatic	-28667.61	-9767.04
895	457	Shell-Thick	DX264	CEDIMENTI	LinStatic	23373.65	-10134.14
895	457	Shell-Thick	DX251	CEDIMENTI	LinStatic	18856.97	-10081.22
895	457	Shell-Thick	DX252	CEDIMENTI	LinStatic	53018.67	-3495.89
895	457	Shell-Thick	DX265	CEDIMENTI	LinStatic	61044.89	-3548.81
896	458	Shell-Thick	DX265	CEDIMENTI	LinStatic	-50961.89	-4117.48
896	458	Shell-Thick	DX252	CEDIMENTI	LinStatic	-43575.93	-4396.46
896	458	Shell-Thick	DX253	CEDIMENTI	LinStatic	-15588.29	-11272.91
896	458	Shell-Thick	DX266	CEDIMENTI	LinStatic	-19661.60	-10993.93
897	459	Shell-Thick	DX268	CEDIMENTI	LinStatic	19791.36	-11569.33
897	459	Shell-Thick	DX255	CEDIMENTI	LinStatic	15749.29	-10767.14
897	459	Shell-Thick	DX256	CEDIMENTI	LinStatic	43458.40	-3938.06
897	459	Shell-Thick	DX269	CEDIMENTI	LinStatic	50567.83	-4740.25
898	460	Shell-Thick	DX269	CEDIMENTI	LinStatic	-61981.25	-2907.80
898	460	Shell-Thick	DX256	CEDIMENTI	LinStatic	-53492.85	-4364.32
898	460	Shell-Thick	DX257	CEDIMENTI	LinStatic	-18122.67	-11072.37
898	460	Shell-Thick	DX270	CEDIMENTI	LinStatic	-22879.78	-9615.85
899	461	Shell-Thick	DX251	CEDIMENTI	LinStatic	19569.21	-10347.24
899	461	Shell-Thick	DX238	CEDIMENTI	LinStatic	15202.90	-11129.16
899	461	Shell-Thick	DX239	CEDIMENTI	LinStatic	43682.48	-4156.00
899	461	Shell-Thick	DX252	CEDIMENTI	LinStatic	52006.96	-3374.08
900	462	Shell-Thick	DX252	CEDIMENTI	LinStatic	-42924.17	-4243.57
900	462	Shell-Thick	DX239	CEDIMENTI	LinStatic	-35159.01	-4819.85
900	462	Shell-Thick	DX240	CEDIMENTI	LinStatic	-12024.63	-12166.87
900	462	Shell-Thick	DX253	CEDIMENTI	LinStatic	-16274.91	-11590.58
901	463	Shell-Thick	DX255	CEDIMENTI	LinStatic	16110.96	-11161.07
901	463	Shell-Thick	DX242	CEDIMENTI	LinStatic	11577.58	-12835.16
901	463	Shell-Thick	DX243	CEDIMENTI	LinStatic	34409.42	-5349.18
901	463	Shell-Thick	DX256	CEDIMENTI	LinStatic	42840.73	-3675.10
902	464	Shell-Thick	DX256	CEDIMENTI	LinStatic	-52469.10	-4298.00
902	464	Shell-Thick	DX243	CEDIMENTI	LinStatic	-44365.68	-3206.16
902	464	Shell-Thick	DX244	CEDIMENTI	LinStatic	-14635.56	-10277.68
902	464	Shell-Thick	DX257	CEDIMENTI	LinStatic	-19357.34	-11369.52
903	465	Shell-Thick	DX238	CEDIMENTI	LinStatic	16300.85	-11237.46
903	465	Shell-Thick	DX225	CEDIMENTI	LinStatic	12898.53	-11056.20
903	465	Shell-Thick	DX226	CEDIMENTI	LinStatic	35351.48	-4102.23
903	465	Shell-Thick	DX239	CEDIMENTI	LinStatic	42573.25	-4283.49
904	466	Shell-Thick	DX239	CEDIMENTI	LinStatic	-34458.68	-5046.56
904	466	Shell-Thick	DX226	CEDIMENTI	LinStatic	-28394.82	-5007.66
904	466	Shell-Thick	DX227	CEDIMENTI	LinStatic	-10545.83	-12004.71
904	466	Shell-Thick	DX240	CEDIMENTI	LinStatic	-12991.98	-12043.61
905	467	Shell-Thick	DX242	CEDIMENTI	LinStatic	12823.59	-12467.45
905	467	Shell-Thick	DX229	CEDIMENTI	LinStatic	11458.33	-11502.98

905	467	Shell-Thick	DX230	CEDIMENTI	LinStatic	28980.92	-4911.46
905	467	Shell-Thick	DX243	CEDIMENTI	LinStatic	33607.52	-5875.93
906	468	Shell-Thick	DX243	CEDIMENTI	LinStatic	-43360.20	-3430.03
906	468	Shell-Thick	DX230	CEDIMENTI	LinStatic	-36637.63	-5784.10
906	468	Shell-Thick	DX231	CEDIMENTI	LinStatic	-12441.41	-12635.98
906	468	Shell-Thick	DX244	CEDIMENTI	LinStatic	-15011.16	-10281.91
907	469	Shell-Thick	DX225	CEDIMENTI	LinStatic	13859.91	-11361.10
907	469	Shell-Thick	DX212	CEDIMENTI	LinStatic	9958.34	-12085.69
907	469	Shell-Thick	DX213	CEDIMENTI	LinStatic	26083.15	-4580.82
907	469	Shell-Thick	DX226	CEDIMENTI	LinStatic	34208.16	-3856.23
908	470	Shell-Thick	DX226	CEDIMENTI	LinStatic	-27589.72	-4709.36
908	470	Shell-Thick	DX213	CEDIMENTI	LinStatic	-20402.03	-5351.97
908	470	Shell-Thick	DX214	CEDIMENTI	LinStatic	-7838.47	-13076.78
908	470	Shell-Thick	DX227	CEDIMENTI	LinStatic	-11219.05	-12434.16
909	471	Shell-Thick	DX229	CEDIMENTI	LinStatic	11996.48	-12546.53
909	471	Shell-Thick	DX216	CEDIMENTI	LinStatic	5802.88	-13561.08
909	471	Shell-Thick	DX217	CEDIMENTI	LinStatic	17583.38	-4930.01
909	471	Shell-Thick	DX230	CEDIMENTI	LinStatic	28176.45	-3915.46
910	472	Shell-Thick	DX230	CEDIMENTI	LinStatic	-35526.96	-5123.24
910	472	Shell-Thick	DX217	CEDIMENTI	LinStatic	-25784.28	-2044.62
910	472	Shell-Thick	DX218	CEDIMENTI	LinStatic	-7778.72	-10400.32
910	472	Shell-Thick	DX231	CEDIMENTI	LinStatic	-14454.75	-13478.94
911	473	Shell-Thick	DX212	CEDIMENTI	LinStatic	11181.30	-12098.72
911	473	Shell-Thick	DX199	CEDIMENTI	LinStatic	8869.18	-11830.89
911	473	Shell-Thick	DX200	CEDIMENTI	LinStatic	18603.10	-4577.99
911	473	Shell-Thick	DX213	CEDIMENTI	LinStatic	24859.65	-4845.82
912	474	Shell-Thick	DX213	CEDIMENTI	LinStatic	-19527.00	-5704.29
912	474	Shell-Thick	DX200	CEDIMENTI	LinStatic	-14181.92	-5614.66
912	474	Shell-Thick	DX201	CEDIMENTI	LinStatic	-7395.95	-12667.54
912	474	Shell-Thick	DX214	CEDIMENTI	LinStatic	-8937.53	-12757.17
913	475	Shell-Thick	DX216	CEDIMENTI	LinStatic	6877.02	-12565.07
913	475	Shell-Thick	DX203	CEDIMENTI	LinStatic	6812.38	-12676.32
913	475	Shell-Thick	DX204	CEDIMENTI	LinStatic	13130.92	-6097.90
913	475	Shell-Thick	DX217	CEDIMENTI	LinStatic	16599.92	-5986.66
914	476	Shell-Thick	DX217	CEDIMENTI	LinStatic	-24648.11	-3622.23
914	476	Shell-Thick	DX204	CEDIMENTI	LinStatic	-25109.35	-6579.93
914	476	Shell-Thick	DX205	CEDIMENTI	LinStatic	-12879.22	-11912.30
914	476	Shell-Thick	DX218	CEDIMENTI	LinStatic	-7823.60	-8954.61
915	477	Shell-Thick	DX199	CEDIMENTI	LinStatic	10166.10	-12192.27
915	477	Shell-Thick	DX186	CEDIMENTI	LinStatic	4899.97	-11832.79
915	477	Shell-Thick	DX187	CEDIMENTI	LinStatic	7301.22	-3991.96
915	477	Shell-Thick	DX200	CEDIMENTI	LinStatic	17109.98	-4351.45
916	478	Shell-Thick	DX200	CEDIMENTI	LinStatic	-13326.02	-5319.26
916	478	Shell-Thick	DX187	CEDIMENTI	LinStatic	-3175.92	-5184.43
916	478	Shell-Thick	DX188	CEDIMENTI	LinStatic	-2427.80	-13322.00
916	478	Shell-Thick	DX201	CEDIMENTI	LinStatic	-8256.84	-13456.84
917	479	Shell-Thick	DX203	CEDIMENTI	LinStatic	7866.66	-13664.60
917	479	Shell-Thick	DX190	CEDIMENTI	LinStatic	2293.65	-13097.88
917	479	Shell-Thick	DX191	CEDIMENTI	LinStatic	1963.11	-4998.52
917	479	Shell-Thick	DX204	CEDIMENTI	LinStatic	12312.35	-5565.24
918	480	Shell-Thick	DX204	CEDIMENTI	LinStatic	-23612.44	-4575.64
918	480	Shell-Thick	DX191	CEDIMENTI	LinStatic	-9034.89	-3863.96
918	480	Shell-Thick	DX192	CEDIMENTI	LinStatic	-3514.93	-13156.03
918	480	Shell-Thick	DX205	CEDIMENTI	LinStatic	-14717.73	-13867.72
919	481	Shell-Thick	DX186	CEDIMENTI	LinStatic	6528.30	-10544.45
919	481	Shell-Thick	DX173	CEDIMENTI	LinStatic	5674.15	-9947.91
919	481	Shell-Thick	DX174	CEDIMENTI	LinStatic	520.99	-6337.55
919	481	Shell-Thick	DX187	CEDIMENTI	LinStatic	5655.47	-6934.09
920	482	Shell-Thick	DX187	CEDIMENTI	LinStatic	-2094.24	-8131.77
920	482	Shell-Thick	DX174	CEDIMENTI	LinStatic	4723.18	-5648.88
920	482	Shell-Thick	DX175	CEDIMENTI	LinStatic	-2694.18	-10171.14
920	482	Shell-Thick	DX188	CEDIMENTI	LinStatic	-5121.20	-12654.04
921	483	Shell-Thick	DX190	CEDIMENTI	LinStatic	4717.76	-12374.48
921	483	Shell-Thick	DX177	CEDIMENTI	LinStatic	2858.55	-10350.53
921	483	Shell-Thick	DX178	CEDIMENTI	LinStatic	-5133.70	-5972.67
921	483	Shell-Thick	DX191	CEDIMENTI	LinStatic	829.90	-7996.62
922	484	Shell-Thick	DX191	CEDIMENTI	LinStatic	-7463.31	-7465.74
922	484	Shell-Thick	DX178	CEDIMENTI	LinStatic	-1277.68	-6062.19
922	484	Shell-Thick	DX179	CEDIMENTI	LinStatic	-4597.24	-9623.11
922	484	Shell-Thick	DX192	CEDIMENTI	LinStatic	-5264.67	-11026.67
923	485	Shell-Thick	DX173	CEDIMENTI	LinStatic	5870.65	-6196.43
923	485	Shell-Thick	DX160	CEDIMENTI	LinStatic	11082.70	-7383.81
923	485	Shell-Thick	DX161	CEDIMENTI	LinStatic	-651.51	-13036.29
923	485	Shell-Thick	DX174	CEDIMENTI	LinStatic	-1923.05	-11848.92
924	486	Shell-Thick	DX174	CEDIMENTI	LinStatic	6109.35	-10810.24
924	486	Shell-Thick	DX161	CEDIMENTI	LinStatic	4143.32	-12515.53
924	486	Shell-Thick	DX162	CEDIMENTI	LinStatic	-7946.46	-8721.86
924	486	Shell-Thick	DX175	CEDIMENTI	LinStatic	-2822.40	-7016.57
925	487	Shell-Thick	DX177	CEDIMENTI	LinStatic	3033.30	-7291.88
925	487	Shell-Thick	DX164	CEDIMENTI	LinStatic	8419.03	-8385.63
925	487	Shell-Thick	DX165	CEDIMENTI	LinStatic	-4384.13	-12206.64

925	487	Shell-Thick	DX178	CEDIMENTI	LinStatic	-6584.57	-11112.88
926	488	Shell-Thick	DX178	CEDIMENTI	LinStatic	1195.30	-11684.63
926	488	Shell-Thick	DX165	CEDIMENTI	LinStatic	-534.37	-13159.61
926	488	Shell-Thick	DX166	CEDIMENTI	LinStatic	-10872.09	-7273.79
926	488	Shell-Thick	DX179	CEDIMENTI	LinStatic	-4693.88	-5798.81
927	489	Shell-Thick	DX160	CEDIMENTI	LinStatic	12344.30	-6608.90
927	489	Shell-Thick	DX147	CEDIMENTI	LinStatic	18739.48	-7152.93
927	489	Shell-Thick	DX148	CEDIMENTI	LinStatic	1076.25	-14290.90
927	489	Shell-Thick	DX161	CEDIMENTI	LinStatic	-1153.21	-13746.87
928	490	Shell-Thick	DX161	CEDIMENTI	LinStatic	5067.59	-13176.17
928	490	Shell-Thick	DX148	CEDIMENTI	LinStatic	3384.47	-13134.50
928	490	Shell-Thick	DX149	CEDIMENTI	LinStatic	-15235.13	-8740.50
928	490	Shell-Thick	DX162	CEDIMENTI	LinStatic	-9151.94	-8782.17
929	491	Shell-Thick	DX164	CEDIMENTI	LinStatic	9460.89	-8497.11
929	491	Shell-Thick	DX151	CEDIMENTI	LinStatic	15438.68	-8972.52
929	491	Shell-Thick	DX152	CEDIMENTI	LinStatic	-3591.23	-13308.48
929	491	Shell-Thick	DX165	CEDIMENTI	LinStatic	-5208.90	-12833.07
930	492	Shell-Thick	DX165	CEDIMENTI	LinStatic	207.55	-13760.64
930	492	Shell-Thick	DX152	CEDIMENTI	LinStatic	-1716.28	-14090.65
930	492	Shell-Thick	DX153	CEDIMENTI	LinStatic	-18811.45	-6992.43
930	492	Shell-Thick	DX166	CEDIMENTI	LinStatic	-12308.72	-6662.42
931	493	Shell-Thick	DX147	CEDIMENTI	LinStatic	19458.93	-7035.26
931	493	Shell-Thick	DX134	CEDIMENTI	LinStatic	26391.44	-6785.27
931	493	Shell-Thick	DX135	CEDIMENTI	LinStatic	1902.49	-14254.06
931	493	Shell-Thick	DX148	CEDIMENTI	LinStatic	-23.00	-14504.05
932	494	Shell-Thick	DX148	CEDIMENTI	LinStatic	3775.33	-13358.81
932	494	Shell-Thick	DX135	CEDIMENTI	LinStatic	3177.70	-13791.44
932	494	Shell-Thick	DX136	CEDIMENTI	LinStatic	-21361.91	-8994.77
932	494	Shell-Thick	DX149	CEDIMENTI	LinStatic	-16246.65	-8562.14
933	495	Shell-Thick	DX151	CEDIMENTI	LinStatic	16571.81	-8765.52
933	495	Shell-Thick	DX138	CEDIMENTI	LinStatic	21767.19	-8767.25
933	495	Shell-Thick	DX139	CEDIMENTI	LinStatic	-3381.56	-13571.99
933	495	Shell-Thick	DX152	CEDIMENTI	LinStatic	-4018.15	-13570.26
934	496	Shell-Thick	DX152	CEDIMENTI	LinStatic	-541.20	-14368.70
934	496	Shell-Thick	DX139	CEDIMENTI	LinStatic	-2646.98	-14357.88
934	496	Shell-Thick	DX140	CEDIMENTI	LinStatic	-26913.47	-6848.02
934	496	Shell-Thick	DX153	CEDIMENTI	LinStatic	-19608.53	-6858.84
935	497	Shell-Thick	DX134	CEDIMENTI	LinStatic	27299.45	-6804.17
935	497	Shell-Thick	DX121	CEDIMENTI	LinStatic	34321.24	-7106.56
935	497	Shell-Thick	DX122	CEDIMENTI	LinStatic	2973.86	-14403.45
935	497	Shell-Thick	DX135	CEDIMENTI	LinStatic	884.99	-14101.07
936	498	Shell-Thick	DX135	CEDIMENTI	LinStatic	4105.11	-13617.05
936	498	Shell-Thick	DX122	CEDIMENTI	LinStatic	3739.64	-13197.46
936	498	Shell-Thick	DX123	CEDIMENTI	LinStatic	-28124.85	-8587.00
936	498	Shell-Thick	DX136	CEDIMENTI	LinStatic	-22564.76	-9006.59
937	499	Shell-Thick	DX138	CEDIMENTI	LinStatic	22860.87	-8819.02
937	499	Shell-Thick	DX125	CEDIMENTI	LinStatic	28275.15	-8791.27
937	499	Shell-Thick	DX126	CEDIMENTI	LinStatic	-4038.25	-13368.52
937	499	Shell-Thick	DX139	CEDIMENTI	LinStatic	-4269.31	-13396.28
938	500	Shell-Thick	DX139	CEDIMENTI	LinStatic	-1523.63	-14156.40
938	500	Shell-Thick	DX126	CEDIMENTI	LinStatic	-3267.98	-14294.56
938	500	Shell-Thick	DX127	CEDIMENTI	LinStatic	-34763.98	-7103.58
938	500	Shell-Thick	DX140	CEDIMENTI	LinStatic	-27926.34	-6965.42
939	501	Shell-Thick	DX121	CEDIMENTI	LinStatic	35368.58	-6860.23
939	501	Shell-Thick	DX108	CEDIMENTI	LinStatic	42564.57	-6513.32
939	501	Shell-Thick	DX109	CEDIMENTI	LinStatic	3314.08	-14238.80
939	501	Shell-Thick	DX122	CEDIMENTI	LinStatic	1609.23	-14585.70
940	502	Shell-Thick	DX122	CEDIMENTI	LinStatic	4576.56	-13406.24
940	502	Shell-Thick	DX109	CEDIMENTI	LinStatic	4173.03	-13668.90
940	502	Shell-Thick	DX110	CEDIMENTI	LinStatic	-34968.89	-8502.67
940	502	Shell-Thick	DX123	CEDIMENTI	LinStatic	-29410.82	-8240.01
941	503	Shell-Thick	DX125	CEDIMENTI	LinStatic	29660.32	-8412.04
941	503	Shell-Thick	DX112	CEDIMENTI	LinStatic	35309.79	-8371.96
941	503	Shell-Thick	DX113	CEDIMENTI	LinStatic	-4452.52	-13576.33
941	503	Shell-Thick	DX126	CEDIMENTI	LinStatic	-4916.93	-13616.41
942	504	Shell-Thick	DX126	CEDIMENTI	LinStatic	-1887.54	-14565.00
942	504	Shell-Thick	DX113	CEDIMENTI	LinStatic	-3851.47	-14369.83
942	504	Shell-Thick	DX114	CEDIMENTI	LinStatic	-43382.62	-6596.58
942	504	Shell-Thick	DX127	CEDIMENTI	LinStatic	-35843.09	-6791.76
943	505	Shell-Thick	DX108	CEDIMENTI	LinStatic	43814.14	-6542.39
943	505	Shell-Thick	DX95	CEDIMENTI	LinStatic	51200.75	-6674.13
943	505	Shell-Thick	DX96	CEDIMENTI	LinStatic	4017.16	-14168.34
943	505	Shell-Thick	DX109	CEDIMENTI	LinStatic	2101.59	-14036.60
944	506	Shell-Thick	DX109	CEDIMENTI	LinStatic	5426.67	-13461.14
944	506	Shell-Thick	DX96	CEDIMENTI	LinStatic	4988.71	-13019.62
944	506	Shell-Thick	DX97	CEDIMENTI	LinStatic	-42512.59	-7951.74
944	506	Shell-Thick	DX110	CEDIMENTI	LinStatic	-36370.73	-8393.27
945	507	Shell-Thick	DX112	CEDIMENTI	LinStatic	36627.04	-8291.16
945	507	Shell-Thick	DX99	CEDIMENTI	LinStatic	42689.57	-8104.78
945	507	Shell-Thick	DX100	CEDIMENTI	LinStatic	-5361.55	-13168.34
945	507	Shell-Thick	DX113	CEDIMENTI	LinStatic	-5705.31	-13354.72

946	508	Shell-Thick	DX113	CEDIMENTI	LinStatic	-2598.23	-14117.97
946	508	Shell-Thick	DX100	CEDIMENTI	LinStatic	-4337.58	-14130.74
946	508	Shell-Thick	DX101	CEDIMENTI	LinStatic	-51992.55	-6700.70
946	508	Shell-Thick	DX114	CEDIMENTI	LinStatic	-44709.78	-6687.93
947	509	Shell-Thick	DX95	CEDIMENTI	LinStatic	52589.12	-6327.23
947	509	Shell-Thick	DX82	CEDIMENTI	LinStatic	60615.17	-5907.83
947	509	Shell-Thick	DX83	CEDIMENTI	LinStatic	4543.81	-13869.54
947	509	Shell-Thick	DX96	CEDIMENTI	LinStatic	2507.85	-14288.93
948	510	Shell-Thick	DX96	CEDIMENTI	LinStatic	6191.56	-13153.37
948	510	Shell-Thick	DX83	CEDIMENTI	LinStatic	5290.06	-13251.25
948	510	Shell-Thick	DX84	CEDIMENTI	LinStatic	-50620.86	-7623.75
948	510	Shell-Thick	DX97	CEDIMENTI	LinStatic	-43975.15	-7525.87
949	511	Shell-Thick	DX99	CEDIMENTI	LinStatic	44237.61	-7654.99
949	511	Shell-Thick	DX86	CEDIMENTI	LinStatic	50939.88	-7527.94
949	511	Shell-Thick	DX87	CEDIMENTI	LinStatic	-5661.10	-13178.58
949	511	Shell-Thick	DX100	CEDIMENTI	LinStatic	-6597.11	-13305.63
950	512	Shell-Thick	DX100	CEDIMENTI	LinStatic	-2820.44	-14284.25
950	512	Shell-Thick	DX87	CEDIMENTI	LinStatic	-5061.48	-13942.50
950	512	Shell-Thick	DX88	CEDIMENTI	LinStatic	-61675.59	-5963.84
950	512	Shell-Thick	DX101	CEDIMENTI	LinStatic	-53394.16	-6305.59
951	513	Shell-Thick	DX82	CEDIMENTI	LinStatic	62162.32	-5822.22
951	513	Shell-Thick	DX69	CEDIMENTI	LinStatic	70848.71	-5743.10
951	513	Shell-Thick	DX70	CEDIMENTI	LinStatic	5828.12	-13568.48
951	513	Shell-Thick	DX83	CEDIMENTI	LinStatic	3156.94	-13647.60
952	514	Shell-Thick	DX83	CEDIMENTI	LinStatic	6842.72	-13019.80
952	514	Shell-Thick	DX70	CEDIMENTI	LinStatic	5574.94	-12537.20
952	514	Shell-Thick	DX71	CEDIMENTI	LinStatic	-59657.15	-6911.26
952	514	Shell-Thick	DX84	CEDIMENTI	LinStatic	-52188.64	-7393.86
953	515	Shell-Thick	DX86	CEDIMENTI	LinStatic	52446.39	-7319.36
953	515	Shell-Thick	DX73	CEDIMENTI	LinStatic	59826.59	-6992.65
953	515	Shell-Thick	DX74	CEDIMENTI	LinStatic	-6069.82	-12589.09
953	515	Shell-Thick	DX87	CEDIMENTI	LinStatic	-7222.52	-12915.80
954	516	Shell-Thick	DX87	CEDIMENTI	LinStatic	-3652.94	-13655.48
954	516	Shell-Thick	DX74	CEDIMENTI	LinStatic	-6115.61	-13493.94
954	516	Shell-Thick	DX75	CEDIMENTI	LinStatic	-71791.82	-5756.13
954	516	Shell-Thick	DX88	CEDIMENTI	LinStatic	-63279.78	-5917.67
955	517	Shell-Thick	DX69	CEDIMENTI	LinStatic	72466.10	-5429.96
955	517	Shell-Thick	DX56	CEDIMENTI	LinStatic	82071.49	-4886.18
955	517	Shell-Thick	DX57	CEDIMENTI	LinStatic	7481.05	-12999.41
955	517	Shell-Thick	DX70	CEDIMENTI	LinStatic	4169.54	-13543.18
956	518	Shell-Thick	DX70	CEDIMENTI	LinStatic	7024.19	-12553.96
956	518	Shell-Thick	DX57	CEDIMENTI	LinStatic	4946.01	-12473.39
956	518	Shell-Thick	DX58	CEDIMENTI	LinStatic	-69469.82	-6360.12
956	518	Shell-Thick	DX71	CEDIMENTI	LinStatic	-61281.52	-6440.68
957	519	Shell-Thick	DX73	CEDIMENTI	LinStatic	61535.43	-6494.80
957	519	Shell-Thick	DX60	CEDIMENTI	LinStatic	69809.41	-6281.90
957	519	Shell-Thick	DX61	CEDIMENTI	LinStatic	-5391.28	-12392.06
957	519	Shell-Thick	DX74	CEDIMENTI	LinStatic	-7526.20	-12604.96
958	520	Shell-Thick	DX74	CEDIMENTI	LinStatic	-4428.75	-13511.60
958	520	Shell-Thick	DX61	CEDIMENTI	LinStatic	-7987.97	-12971.28
958	520	Shell-Thick	DX62	CEDIMENTI	LinStatic	-83304.51	-4816.20
958	520	Shell-Thick	DX75	CEDIMENTI	LinStatic	-73399.46	-5356.52
959	521	Shell-Thick	DX56	CEDIMENTI	LinStatic	83636.38	-4614.79
959	521	Shell-Thick	DX43	CEDIMENTI	LinStatic	94454.41	-4448.89
959	521	Shell-Thick	DX44	CEDIMENTI	LinStatic	10871.90	-12529.60
959	521	Shell-Thick	DX57	CEDIMENTI	LinStatic	5919.96	-12695.50
960	522	Shell-Thick	DX57	CEDIMENTI	LinStatic	6488.63	-12165.91
960	522	Shell-Thick	DX44	CEDIMENTI	LinStatic	3183.17	-11794.89
960	522	Shell-Thick	DX45	CEDIMENTI	LinStatic	-80469.52	-5693.21
960	522	Shell-Thick	DX58	CEDIMENTI	LinStatic	-71153.49	-6064.22
961	523	Shell-Thick	DX60	CEDIMENTI	LinStatic	71449.53	-6004.83
961	523	Shell-Thick	DX47	CEDIMENTI	LinStatic	80767.13	-5710.12
961	523	Shell-Thick	DX48	CEDIMENTI	LinStatic	-3682.86	-11769.29
961	523	Shell-Thick	DX61	CEDIMENTI	LinStatic	-6945.53	-12064.01
962	524	Shell-Thick	DX61	CEDIMENTI	LinStatic	-6411.07	-12619.98
962	524	Shell-Thick	DX48	CEDIMENTI	LinStatic	-11288.45	-12460.59
962	524	Shell-Thick	DX49	CEDIMENTI	LinStatic	-95672.26	-4378.02
962	524	Shell-Thick	DX62	CEDIMENTI	LinStatic	-84892.32	-4537.41
963	525	Shell-Thick	DX43	CEDIMENTI	LinStatic	95571.88	-3801.30
963	525	Shell-Thick	DX30	CEDIMENTI	LinStatic	107734.76	-3176.30
963	525	Shell-Thick	DX31	CEDIMENTI	LinStatic	16479.88	-12563.26
963	525	Shell-Thick	DX44	CEDIMENTI	LinStatic	9279.22	-13188.26
964	526	Shell-Thick	DX44	CEDIMENTI	LinStatic	4294.17	-12499.87
964	526	Shell-Thick	DX31	CEDIMENTI	LinStatic	-2973.26	-12228.55
964	526	Shell-Thick	DX32	CEDIMENTI	LinStatic	-93895.22	-4930.74
964	526	Shell-Thick	DX45	CEDIMENTI	LinStatic	-81811.22	-5202.06
965	527	Shell-Thick	DX47	CEDIMENTI	LinStatic	82183.17	-5198.41
965	527	Shell-Thick	DX34	CEDIMENTI	LinStatic	94379.20	-4857.87
965	527	Shell-Thick	DX35	CEDIMENTI	LinStatic	2565.99	-12161.08
965	527	Shell-Thick	DX48	CEDIMENTI	LinStatic	-4776.91	-12501.62
966	528	Shell-Thick	DX48	CEDIMENTI	LinStatic	-9656.59	-13168.51

966	528	Shell-Thick	DX35	CEDIMENTI	LinStatic	-16943.43	-12524.35
966	528	Shell-Thick	DX36	CEDIMENTI	LinStatic	-109047.20	-3026.94
966	528	Shell-Thick	DX49	CEDIMENTI	LinStatic	-96747.66	-3671.10
967	529	Shell-Thick	DX30	CEDIMENTI	LinStatic	108787.59	-2913.01
967	529	Shell-Thick	DX17	CEDIMENTI	LinStatic	113823.52	-2733.34
967	529	Shell-Thick	DX18	CEDIMENTI	LinStatic	18700.88	-11056.14
967	529	Shell-Thick	DX31	CEDIMENTI	LinStatic	15881.44	-11235.81
968	530	Shell-Thick	DX31	CEDIMENTI	LinStatic	-1979.67	-10977.66
968	530	Shell-Thick	DX18	CEDIMENTI	LinStatic	-12549.91	-10141.59
968	530	Shell-Thick	DX19	CEDIMENTI	LinStatic	-107840.54	-3104.67
968	530	Shell-Thick	DX32	CEDIMENTI	LinStatic	-94938.73	-3940.73
969	531	Shell-Thick	DX34	CEDIMENTI	LinStatic	95384.46	-3867.75
969	531	Shell-Thick	DX21	CEDIMENTI	LinStatic	108461.89	-3137.23
969	531	Shell-Thick	DX22	CEDIMENTI	LinStatic	12261.05	-10166.20
969	531	Shell-Thick	DX35	CEDIMENTI	LinStatic	1549.19	-10896.72
970	532	Shell-Thick	DX35	CEDIMENTI	LinStatic	-16346.41	-11211.84
970	532	Shell-Thick	DX22	CEDIMENTI	LinStatic	-19648.50	-10987.14
970	532	Shell-Thick	DX23	CEDIMENTI	LinStatic	-115680.98	-2580.55
970	532	Shell-Thick	DX36	CEDIMENTI	LinStatic	-110134.22	-2805.25
983	533	Shell-Thick	DX407	CEDIMENTI	LinStatic	57939.34	-3009.30
983	533	Shell-Thick	DX394	CEDIMENTI	LinStatic	45927.00	-4009.62
983	533	Shell-Thick	DX395	CEDIMENTI	LinStatic	123898.29	-152.58
983	533	Shell-Thick	DX408	CEDIMENTI	LinStatic	137192.87	847.74
984	534	Shell-Thick	DX408	CEDIMENTI	LinStatic	-122275.06	691.77
984	534	Shell-Thick	DX395	CEDIMENTI	LinStatic	-109113.60	-95.35
984	534	Shell-Thick	DX396	CEDIMENTI	LinStatic	-41798.17	-3907.09
984	534	Shell-Thick	DX409	CEDIMENTI	LinStatic	-53735.23	-3119.97
985	535	Shell-Thick	DX411	CEDIMENTI	LinStatic	53539.09	-2998.61
985	535	Shell-Thick	DX398	CEDIMENTI	LinStatic	41621.98	-4020.92
985	535	Shell-Thick	DX399	CEDIMENTI	LinStatic	108805.86	-209.68
985	535	Shell-Thick	DX412	CEDIMENTI	LinStatic	121954.11	812.63
986	536	Shell-Thick	DX412	CEDIMENTI	LinStatic	-137572.13	680.94
986	536	Shell-Thick	DX399	CEDIMENTI	LinStatic	-124310.47	24.03
986	536	Shell-Thick	DX400	CEDIMENTI	LinStatic	-45817.32	-3818.14
986	536	Shell-Thick	DX413	CEDIMENTI	LinStatic	-57808.08	-3161.23
987	537	Shell-Thick	DX394	CEDIMENTI	LinStatic	46501.55	-4562.64
987	537	Shell-Thick	DX381	CEDIMENTI	LinStatic	37986.37	-4761.89
987	537	Shell-Thick	DX382	CEDIMENTI	LinStatic	112006.41	-344.34
987	537	Shell-Thick	DX395	CEDIMENTI	LinStatic	123497.93	-145.09
988	538	Shell-Thick	DX395	CEDIMENTI	LinStatic	-108769.05	-125.69
988	538	Shell-Thick	DX382	CEDIMENTI	LinStatic	-97649.86	-634.59
988	538	Shell-Thick	DX383	CEDIMENTI	LinStatic	-33981.06	-4902.06
988	538	Shell-Thick	DX396	CEDIMENTI	LinStatic	-42208.16	-4393.16
989	539	Shell-Thick	DX398	CEDIMENTI	LinStatic	42089.87	-4515.48
989	539	Shell-Thick	DX385	CEDIMENTI	LinStatic	33793.07	-4770.22
989	539	Shell-Thick	DX386	CEDIMENTI	LinStatic	97262.26	-482.13
989	539	Shell-Thick	DX399	CEDIMENTI	LinStatic	108431.21	-227.38
990	540	Shell-Thick	DX399	CEDIMENTI	LinStatic	-123939.43	29.95
990	540	Shell-Thick	DX386	CEDIMENTI	LinStatic	-112518.73	-470.28
990	540	Shell-Thick	DX387	CEDIMENTI	LinStatic	-37877.36	-4858.67
990	540	Shell-Thick	DX400	CEDIMENTI	LinStatic	-46302.80	-4358.45
991	541	Shell-Thick	SX381	CEDIMENTI	LinStatic	38306.29	520.39
991	541	Shell-Thick	SX368	CEDIMENTI	LinStatic	32012.72	810.52
991	541	Shell-Thick	SX369	CEDIMENTI	LinStatic	102983.27	1895.63
991	541	Shell-Thick	SX382	CEDIMENTI	LinStatic	112796.64	1605.50
992	542	Shell-Thick	SX382	CEDIMENTI	LinStatic	-97441.44	1871.76
992	542	Shell-Thick	SX369	CEDIMENTI	LinStatic	-87966.13	2032.56
992	542	Shell-Thick	SX370	CEDIMENTI	LinStatic	-28890.18	1096.40
992	542	Shell-Thick	SX383	CEDIMENTI	LinStatic	-34990.59	935.60
993	543	Shell-Thick	SX385	CEDIMENTI	LinStatic	35262.68	785.62
993	543	Shell-Thick	SX372	CEDIMENTI	LinStatic	29091.18	1219.12
993	543	Shell-Thick	SX373	CEDIMENTI	LinStatic	88335.09	2173.54
993	543	Shell-Thick	SX386	CEDIMENTI	LinStatic	97847.54	1740.05
994	544	Shell-Thick	SX386	CEDIMENTI	LinStatic	-112118.53	1693.15
994	544	Shell-Thick	SX373	CEDIMENTI	LinStatic	-102324.37	1817.47
994	544	Shell-Thick	SX374	CEDIMENTI	LinStatic	-32206.69	731.36
994	544	Shell-Thick	SX387	CEDIMENTI	LinStatic	-38460.03	607.04
995	545	Shell-Thick	SX368	CEDIMENTI	LinStatic	32663.60	1704.64
995	545	Shell-Thick	SX355	CEDIMENTI	LinStatic	28053.65	2223.97
995	545	Shell-Thick	SX356	CEDIMENTI	LinStatic	93821.22	2099.31
995	545	Shell-Thick	SX369	CEDIMENTI	LinStatic	102280.57	1579.98
996	546	Shell-Thick	SX369	CEDIMENTI	LinStatic	-87428.39	1709.90
996	546	Shell-Thick	SX356	CEDIMENTI	LinStatic	-79335.80	2555.36
996	546	Shell-Thick	SX357	CEDIMENTI	LinStatic	-25102.60	2902.76
996	546	Shell-Thick	SX370	CEDIMENTI	LinStatic	-29637.10	2057.30
997	547	Shell-Thick	SX372	CEDIMENTI	LinStatic	29765.87	2195.56
997	547	Shell-Thick	SX359	CEDIMENTI	LinStatic	25290.77	2743.44
997	547	Shell-Thick	SX360	CEDIMENTI	LinStatic	79742.15	2386.87
997	547	Shell-Thick	SX373	CEDIMENTI	LinStatic	87827.03	1839.00
998	548	Shell-Thick	SX373	CEDIMENTI	LinStatic	-101595.13	1481.98
998	548	Shell-Thick	SX360	CEDIMENTI	LinStatic	-93287.41	2165.87

998	548	Shell-Thick	SX361	CEDIMENTI	LinStatic	-28385.17	2325.72
998	548	Shell-Thick	SX374	CEDIMENTI	LinStatic	-32888.53	1641.83
1001	549	Shell-Thick	SX355	CEDIMENTI	LinStatic	28604.31	2621.77
1001	549	Shell-Thick	SX342	CEDIMENTI	LinStatic	25114.35	2825.28
1001	549	Shell-Thick	SX343	CEDIMENTI	LinStatic	85908.24	2407.53
1001	549	Shell-Thick	SX356	CEDIMENTI	LinStatic	93091.76	2204.02
1002	550	Shell-Thick	SX356	CEDIMENTI	LinStatic	-78824.69	2652.29
1002	550	Shell-Thick	SX343	CEDIMENTI	LinStatic	-71981.20	2702.55
1002	550	Shell-Thick	SX344	CEDIMENTI	LinStatic	-22224.36	3469.17
1002	550	Shell-Thick	SX357	CEDIMENTI	LinStatic	-25605.56	3418.91
1003	551	Shell-Thick	SX359	CEDIMENTI	LinStatic	25868.62	3236.07
1003	551	Shell-Thick	SX346	CEDIMENTI	LinStatic	22359.56	3618.21
1003	551	Shell-Thick	SX347	CEDIMENTI	LinStatic	72289.56	2881.62
1003	551	Shell-Thick	SX360	CEDIMENTI	LinStatic	79193.32	2499.48
1004	552	Shell-Thick	SX360	CEDIMENTI	LinStatic	-92597.77	2320.56
1004	552	Shell-Thick	SX347	CEDIMENTI	LinStatic	-85201.03	2315.33
1004	552	Shell-Thick	SX348	CEDIMENTI	LinStatic	-25239.23	2672.77
1004	552	Shell-Thick	SX361	CEDIMENTI	LinStatic	-28901.83	2678.00
1005	553	Shell-Thick	SX342	CEDIMENTI	LinStatic	25785.85	3416.63
1005	553	Shell-Thick	SX329	CEDIMENTI	LinStatic	22991.01	3801.72
1005	553	Shell-Thick	SX330	CEDIMENTI	LinStatic	78806.11	2685.07
1005	553	Shell-Thick	SX343	CEDIMENTI	LinStatic	85234.42	2299.99
1006	554	Shell-Thick	SX343	CEDIMENTI	LinStatic	-71472.48	2572.52
1006	554	Shell-Thick	SX330	CEDIMENTI	LinStatic	-65556.77	3342.22
1006	554	Shell-Thick	SX331	CEDIMENTI	LinStatic	-20242.25	4905.54
1006	554	Shell-Thick	SX344	CEDIMENTI	LinStatic	-22934.79	4135.84
1007	555	Shell-Thick	SX346	CEDIMENTI	LinStatic	22973.24	4323.52
1007	555	Shell-Thick	SX333	CEDIMENTI	LinStatic	20453.91	4706.22
1007	555	Shell-Thick	SX334	CEDIMENTI	LinStatic	65985.80	3106.58
1007	555	Shell-Thick	SX347	CEDIMENTI	LinStatic	71814.05	2723.89
1008	556	Shell-Thick	SX347	CEDIMENTI	LinStatic	-84496.27	2132.43
1008	556	Shell-Thick	SX334	CEDIMENTI	LinStatic	-78392.62	2783.57
1008	556	Shell-Thick	SX335	CEDIMENTI	LinStatic	-23434.21	3985.73
1008	556	Shell-Thick	SX348	CEDIMENTI	LinStatic	-25965.18	3334.59
1011	557	Shell-Thick	SX329	CEDIMENTI	LinStatic	23535.99	4211.73
1011	557	Shell-Thick	SX316	CEDIMENTI	LinStatic	21708.53	4407.92
1011	557	Shell-Thick	SX317	CEDIMENTI	LinStatic	72897.07	2907.00
1011	557	Shell-Thick	SX330	CEDIMENTI	LinStatic	78140.68	2710.81
1012	558	Shell-Thick	SX330	CEDIMENTI	LinStatic	-65100.39	3378.74
1012	558	Shell-Thick	SX317	CEDIMENTI	LinStatic	-60210.32	3312.76
1012	558	Shell-Thick	SX318	CEDIMENTI	LinStatic	-18921.12	5318.95
1012	558	Shell-Thick	SX331	CEDIMENTI	LinStatic	-20668.44	5384.94
1013	559	Shell-Thick	SX333	CEDIMENTI	LinStatic	20988.20	5138.31
1013	559	Shell-Thick	SX320	CEDIMENTI	LinStatic	19032.03	5530.01
1013	559	Shell-Thick	SX321	CEDIMENTI	LinStatic	60507.08	3569.77
1013	559	Shell-Thick	SX334	CEDIMENTI	LinStatic	65488.57	3178.06
1014	560	Shell-Thick	SX334	CEDIMENTI	LinStatic	-77769.71	2911.30
1014	560	Shell-Thick	SX321	CEDIMENTI	LinStatic	-72117.76	2760.53
1014	560	Shell-Thick	SX322	CEDIMENTI	LinStatic	-21754.50	4149.78
1014	560	Shell-Thick	SX335	CEDIMENTI	LinStatic	-23907.48	4300.54
1015	561	Shell-Thick	SX316	CEDIMENTI	LinStatic	22339.67	4796.55
1015	561	Shell-Thick	SX303	CEDIMENTI	LinStatic	20873.37	5074.09
1015	561	Shell-Thick	SX304	CEDIMENTI	LinStatic	67414.63	3208.08
1015	561	Shell-Thick	SX317	CEDIMENTI	LinStatic	72274.84	2930.54
1016	562	Shell-Thick	SX317	CEDIMENTI	LinStatic	-59762.72	3301.42
1016	562	Shell-Thick	SX304	CEDIMENTI	LinStatic	-55486.37	4049.21
1016	562	Shell-Thick	SX305	CEDIMENTI	LinStatic	-18182.80	6525.37
1016	562	Shell-Thick	SX318	CEDIMENTI	LinStatic	-19581.90	5777.58
1017	563	Shell-Thick	SX320	CEDIMENTI	LinStatic	19551.86	6046.15
1017	563	Shell-Thick	SX307	CEDIMENTI	LinStatic	18386.64	6256.99
1017	563	Shell-Thick	SX308	CEDIMENTI	LinStatic	55920.77	3732.74
1017	563	Shell-Thick	SX321	CEDIMENTI	LinStatic	60098.84	3521.90
1018	564	Shell-Thick	SX321	CEDIMENTI	LinStatic	-71458.34	2664.08
1018	564	Shell-Thick	SX308	CEDIMENTI	LinStatic	-67072.97	3404.66
1018	564	Shell-Thick	SX309	CEDIMENTI	LinStatic	-21414.46	5393.10
1018	564	Shell-Thick	SX322	CEDIMENTI	LinStatic	-22498.13	4652.52
1019	565	Shell-Thick	SX303	CEDIMENTI	LinStatic	21407.73	5527.10
1019	565	Shell-Thick	SX290	CEDIMENTI	LinStatic	21035.43	5710.68
1019	565	Shell-Thick	SX291	CEDIMENTI	LinStatic	62967.33	3294.27
1019	565	Shell-Thick	SX304	CEDIMENTI	LinStatic	66768.48	3110.70
1020	566	Shell-Thick	SX304	CEDIMENTI	LinStatic	-55069.41	3944.89
1020	566	Shell-Thick	SX291	CEDIMENTI	LinStatic	-51847.28	3791.27
1020	566	Shell-Thick	SX292	CEDIMENTI	LinStatic	-18487.87	6875.45
1020	566	Shell-Thick	SX305	CEDIMENTI	LinStatic	-18560.41	7029.07
1021	567	Shell-Thick	SX307	CEDIMENTI	LinStatic	18927.34	6700.56
1021	567	Shell-Thick	SX294	CEDIMENTI	LinStatic	18555.47	7192.46
1021	567	Shell-Thick	SX295	CEDIMENTI	LinStatic	52130.96	4164.46
1021	567	Shell-Thick	SX308	CEDIMENTI	LinStatic	55460.44	3672.57
1022	568	Shell-Thick	SX308	CEDIMENTI	LinStatic	-66471.07	3438.91
1022	568	Shell-Thick	SX295	CEDIMENTI	LinStatic	-62182.91	3062.67
1022	568	Shell-Thick	SX296	CEDIMENTI	LinStatic	-21106.97	5358.72

1022	568	Shell-Thick	SX309	CEDIMENTI	LinStatic	-21811.10	5734.97
1025	569	Shell-Thick	SX290	CEDIMENTI	LinStatic	21727.72	6156.63
1025	569	Shell-Thick	SX277	CEDIMENTI	LinStatic	21838.14	6188.30
1025	569	Shell-Thick	SX278	CEDIMENTI	LinStatic	58591.18	3432.83
1025	569	Shell-Thick	SX291	CEDIMENTI	LinStatic	62294.97	3401.16
1026	570	Shell-Thick	SX291	CEDIMENTI	LinStatic	-51374.49	3888.83
1026	570	Shell-Thick	SX278	CEDIMENTI	LinStatic	-48710.02	4348.02
1026	570	Shell-Thick	SX279	CEDIMENTI	LinStatic	-19737.55	7823.01
1026	570	Shell-Thick	SX292	CEDIMENTI	LinStatic	-19194.14	7363.81
1027	571	Shell-Thick	SX294	CEDIMENTI	LinStatic	19062.47	7747.94
1027	571	Shell-Thick	SX281	CEDIMENTI	LinStatic	19827.08	7471.27
1027	571	Shell-Thick	SX282	CEDIMENTI	LinStatic	49060.97	3960.49
1027	571	Shell-Thick	SX295	CEDIMENTI	LinStatic	51708.42	4237.16
1028	572	Shell-Thick	SX295	CEDIMENTI	LinStatic	-61461.56	3052.86
1028	572	Shell-Thick	SX282	CEDIMENTI	LinStatic	-58244.47	3790.13
1028	572	Shell-Thick	SX283	CEDIMENTI	LinStatic	-22448.89	6659.43
1028	572	Shell-Thick	SX296	CEDIMENTI	LinStatic	-21991.15	5922.16
1029	573	Shell-Thick	SX277	CEDIMENTI	LinStatic	28091.36	4685.60
1029	573	Shell-Thick	SX264	CEDIMENTI	LinStatic	22512.08	4668.45
1029	573	Shell-Thick	SX265	CEDIMENTI	LinStatic	63720.41	2800.61
1029	573	Shell-Thick	SX278	CEDIMENTI	LinStatic	72350.35	2817.76
1030	574	Shell-Thick	SX278	CEDIMENTI	LinStatic	-60182.88	3809.84
1030	574	Shell-Thick	SX265	CEDIMENTI	LinStatic	-51734.40	3158.58
1030	574	Shell-Thick	SX266	CEDIMENTI	LinStatic	-19489.29	5655.09
1030	574	Shell-Thick	SX279	CEDIMENTI	LinStatic	-25044.24	6306.35
1031	575	Shell-Thick	SX281	CEDIMENTI	LinStatic	25467.37	5817.49
1031	575	Shell-Thick	SX268	CEDIMENTI	LinStatic	19701.58	6213.34
1031	575	Shell-Thick	SX269	CEDIMENTI	LinStatic	52128.38	3739.12
1031	575	Shell-Thick	SX282	CEDIMENTI	LinStatic	60582.14	3343.28
1032	576	Shell-Thick	SX282	CEDIMENTI	LinStatic	-71960.63	3391.07
1032	576	Shell-Thick	SX269	CEDIMENTI	LinStatic	-62853.82	2347.61
1032	576	Shell-Thick	SX270	CEDIMENTI	LinStatic	-22689.09	4119.01
1032	576	Shell-Thick	SX283	CEDIMENTI	LinStatic	-28555.10	5162.47
1035	577	Shell-Thick	SX264	CEDIMENTI	LinStatic	23339.37	5272.45
1035	577	Shell-Thick	SX251	CEDIMENTI	LinStatic	18164.93	5688.20
1035	577	Shell-Thick	SX252	CEDIMENTI	LinStatic	54020.44	3143.47
1035	577	Shell-Thick	SX265	CEDIMENTI	LinStatic	62843.94	2727.72
1036	578	Shell-Thick	SX265	CEDIMENTI	LinStatic	-51162.35	3081.26
1036	578	Shell-Thick	SX252	CEDIMENTI	LinStatic	-42819.09	4208.93
1036	578	Shell-Thick	SX253	CEDIMENTI	LinStatic	-15236.94	7380.12
1036	578	Shell-Thick	SX266	CEDIMENTI	LinStatic	-20431.10	6252.44
1037	579	Shell-Thick	SX268	CEDIMENTI	LinStatic	20342.35	6824.55
1037	579	Shell-Thick	SX255	CEDIMENTI	LinStatic	15110.51	6873.66
1037	579	Shell-Thick	SX256	CEDIMENTI	LinStatic	43009.31	3754.58
1037	579	Shell-Thick	SX269	CEDIMENTI	LinStatic	51636.16	3705.46
1038	580	Shell-Thick	SX269	CEDIMENTI	LinStatic	-61896.19	2187.18
1038	580	Shell-Thick	SX256	CEDIMENTI	LinStatic	-53472.08	3929.28
1038	580	Shell-Thick	SX257	CEDIMENTI	LinStatic	-18934.72	6578.36
1038	580	Shell-Thick	SX270	CEDIMENTI	LinStatic	-23885.61	4836.26
1039	581	Shell-Thick	SX251	CEDIMENTI	LinStatic	18947.01	6209.71
1039	581	Shell-Thick	SX238	CEDIMENTI	LinStatic	15247.12	6261.26
1039	581	Shell-Thick	SX239	CEDIMENTI	LinStatic	45381.67	2942.49
1039	581	Shell-Thick	SX252	CEDIMENTI	LinStatic	52939.10	2890.93
1040	582	Shell-Thick	SX252	CEDIMENTI	LinStatic	-42214.06	3890.00
1040	582	Shell-Thick	SX239	CEDIMENTI	LinStatic	-35312.07	3412.38
1040	582	Shell-Thick	SX240	CEDIMENTI	LinStatic	-12642.62	7500.49
1040	582	Shell-Thick	SX253	CEDIMENTI	LinStatic	-15804.75	7978.11
1041	583	Shell-Thick	SX255	CEDIMENTI	LinStatic	16000.01	7548.47
1041	583	Shell-Thick	SX242	CEDIMENTI	LinStatic	13102.25	8168.59
1041	583	Shell-Thick	SX243	CEDIMENTI	LinStatic	36101.26	3945.11
1041	583	Shell-Thick	SX256	CEDIMENTI	LinStatic	42366.12	3324.99
1042	584	Shell-Thick	SX256	CEDIMENTI	LinStatic	-52418.14	3718.07
1042	584	Shell-Thick	SX243	CEDIMENTI	LinStatic	-44692.08	2090.51
1042	584	Shell-Thick	SX244	CEDIMENTI	LinStatic	-15803.70	5509.45
1042	584	Shell-Thick	SX257	CEDIMENTI	LinStatic	-19242.60	7137.02
1043	585	Shell-Thick	SX238	CEDIMENTI	LinStatic	16236.03	6513.98
1043	585	Shell-Thick	SX225	CEDIMENTI	LinStatic	12381.40	6876.82
1043	585	Shell-Thick	SX226	CEDIMENTI	LinStatic	36314.02	3355.45
1043	585	Shell-Thick	SX239	CEDIMENTI	LinStatic	44189.89	2992.61
1044	586	Shell-Thick	SX239	CEDIMENTI	LinStatic	-34657.31	3515.40
1044	586	Shell-Thick	SX226	CEDIMENTI	LinStatic	-27128.54	4428.49
1044	586	Shell-Thick	SX227	CEDIMENTI	LinStatic	-9664.98	8456.89
1044	586	Shell-Thick	SX240	CEDIMENTI	LinStatic	-13757.98	7543.80
1045	587	Shell-Thick	SX242	CEDIMENTI	LinStatic	13948.53	7963.51
1045	587	Shell-Thick	SX229	CEDIMENTI	LinStatic	8742.26	7947.80
1045	587	Shell-Thick	SX230	CEDIMENTI	LinStatic	26552.26	4338.89
1045	587	Shell-Thick	SX243	CEDIMENTI	LinStatic	35552.23	4354.59
1046	588	Shell-Thick	SX243	CEDIMENTI	LinStatic	-43369.02	2258.65
1046	588	Shell-Thick	SX230	CEDIMENTI	LinStatic	-34905.85	4962.32
1046	588	Shell-Thick	SX231	CEDIMENTI	LinStatic	-12738.37	8346.19
1046	588	Shell-Thick	SX244	CEDIMENTI	LinStatic	-17464.54	5642.51

1047	589	Shell-Thick	SX408	CEDIMENTI	LinStatic	57816.66	-2579.60
1047	589	Shell-Thick	SX395	CEDIMENTI	LinStatic	45821.76	-2162.47
1047	589	Shell-Thick	SX396	CEDIMENTI	LinStatic	125178.47	1580.36
1047	589	Shell-Thick	SX409	CEDIMENTI	LinStatic	138443.49	1163.23
1048	590	Shell-Thick	SX409	CEDIMENTI	LinStatic	-122845.40	1339.84
1048	590	Shell-Thick	SX396	CEDIMENTI	LinStatic	-109591.40	1501.85
1048	590	Shell-Thick	SX397	CEDIMENTI	LinStatic	-42514.33	-2249.07
1048	590	Shell-Thick	SX410	CEDIMENTI	LinStatic	-54533.66	-2411.08
1049	591	Shell-Thick	SX225	CEDIMENTI	LinStatic	13133.48	7283.00
1049	591	Shell-Thick	SX212	CEDIMENTI	LinStatic	10457.49	7131.90
1049	591	Shell-Thick	SX213	CEDIMENTI	LinStatic	28118.24	2944.25
1049	591	Shell-Thick	SX226	CEDIMENTI	LinStatic	34965.19	3095.35
1050	592	Shell-Thick	SX226	CEDIMENTI	LinStatic	-26475.28	4075.35
1050	592	Shell-Thick	SX213	CEDIMENTI	LinStatic	-20297.37	3496.52
1050	592	Shell-Thick	SX214	CEDIMENTI	LinStatic	-8340.10	8452.71
1050	592	Shell-Thick	SX227	CEDIMENTI	LinStatic	-10426.74	9031.53
1051	593	Shell-Thick	SX229	CEDIMENTI	LinStatic	9640.94	9134.46
1051	593	Shell-Thick	SX216	CEDIMENTI	LinStatic	10345.63	8930.47
1051	593	Shell-Thick	SX217	CEDIMENTI	LinStatic	23089.81	3080.74
1051	593	Shell-Thick	SX230	CEDIMENTI	LinStatic	25895.37	3284.73
1052	594	Shell-Thick	SX230	CEDIMENTI	LinStatic	-33503.67	4251.75
1052	594	Shell-Thick	SX217	CEDIMENTI	LinStatic	-28463.77	534.07
1052	594	Shell-Thick	SX218	CEDIMENTI	LinStatic	-12565.86	5607.03
1052	594	Shell-Thick	SX231	CEDIMENTI	LinStatic	-12503.19	9324.71
1053	595	Shell-Thick	SX212	CEDIMENTI	LinStatic	11618.31	7161.27
1053	595	Shell-Thick	SX199	CEDIMENTI	LinStatic	7360.45	7569.51
1053	595	Shell-Thick	SX200	CEDIMENTI	LinStatic	18144.27	3617.93
1053	595	Shell-Thick	SX213	CEDIMENTI	LinStatic	26647.03	3209.68
1054	596	Shell-Thick	SX213	CEDIMENTI	LinStatic	-19593.09	3788.53
1054	596	Shell-Thick	SX200	CEDIMENTI	LinStatic	-12196.54	4842.20
1054	596	Shell-Thick	SX201	CEDIMENTI	LinStatic	-5857.85	9242.35
1054	596	Shell-Thick	SX214	CEDIMENTI	LinStatic	-9621.91	8188.68
1055	597	Shell-Thick	SX216	CEDIMENTI	LinStatic	11671.66	7995.48
1055	597	Shell-Thick	SX203	CEDIMENTI	LinStatic	6425.71	9255.80
1055	597	Shell-Thick	SX204	CEDIMENTI	LinStatic	13219.12	5321.37
1055	597	Shell-Thick	SX217	CEDIMENTI	LinStatic	22493.90	4061.05
1056	598	Shell-Thick	SX217	CEDIMENTI	LinStatic	-26778.65	2092.78
1056	598	Shell-Thick	SX204	CEDIMENTI	LinStatic	-11652.77	5536.89
1056	598	Shell-Thick	SX205	CEDIMENTI	LinStatic	-3482.31	7617.77
1056	598	Shell-Thick	SX218	CEDIMENTI	LinStatic	-14897.78	4173.67
1057	599	Shell-Thick	SX412	CEDIMENTI	LinStatic	54740.22	-2531.11
1057	599	Shell-Thick	SX399	CEDIMENTI	LinStatic	42709.54	-2135.41
1057	599	Shell-Thick	SX400	CEDIMENTI	LinStatic	109946.83	1614.30
1057	599	Shell-Thick	SX413	CEDIMENTI	LinStatic	123205.12	1218.61
1058	600	Shell-Thick	SX413	CEDIMENTI	LinStatic	-137837.67	1304.76
1058	600	Shell-Thick	SX400	CEDIMENTI	LinStatic	-124550.49	1430.65
1058	600	Shell-Thick	SX401	CEDIMENTI	LinStatic	-46020.09	-2323.57
1058	600	Shell-Thick	SX414	CEDIMENTI	LinStatic	-58034.40	-2449.46
1059	601	Shell-Thick	SX199	CEDIMENTI	LinStatic	8091.14	7954.75
1059	601	Shell-Thick	SX186	CEDIMENTI	LinStatic	7269.90	6632.26
1059	601	Shell-Thick	SX187	CEDIMENTI	LinStatic	11102.53	2111.51
1059	601	Shell-Thick	SX200	CEDIMENTI	LinStatic	16591.97	3434.00
1060	602	Shell-Thick	SX200	CEDIMENTI	LinStatic	-11289.53	4581.86
1060	602	Shell-Thick	SX187	CEDIMENTI	LinStatic	-8058.54	2967.71
1060	602	Shell-Thick	SX188	CEDIMENTI	LinStatic	-8051.33	8481.41
1060	602	Shell-Thick	SX201	CEDIMENTI	LinStatic	-6655.39	10095.57
1061	603	Shell-Thick	SX203	CEDIMENTI	LinStatic	7024.28	10312.12
1061	603	Shell-Thick	SX190	CEDIMENTI	LinStatic	8176.46	8256.60
1061	603	Shell-Thick	SX191	CEDIMENTI	LinStatic	9251.98	2789.02
1061	603	Shell-Thick	SX204	CEDIMENTI	LinStatic	12274.67	4844.54
1062	604	Shell-Thick	SX204	CEDIMENTI	LinStatic	-10126.12	3634.81
1062	604	Shell-Thick	SX191	CEDIMENTI	LinStatic	-9458.49	2000.71
1062	604	Shell-Thick	SX192	CEDIMENTI	LinStatic	-8600.22	7941.48
1062	604	Shell-Thick	SX205	CEDIMENTI	LinStatic	-3695.64	9575.58
1063	605	Shell-Thick	SX186	CEDIMENTI	LinStatic	8526.36	4803.23
1063	605	Shell-Thick	SX173	CEDIMENTI	LinStatic	142.92	5679.77
1063	605	Shell-Thick	SX174	CEDIMENTI	LinStatic	-3980.66	6452.00
1063	605	Shell-Thick	SX187	CEDIMENTI	LinStatic	9213.50	5575.46
1064	606	Shell-Thick	SX187	CEDIMENTI	LinStatic	-7035.95	6493.11
1064	606	Shell-Thick	SX174	CEDIMENTI	LinStatic	3728.86	5981.65
1064	606	Shell-Thick	SX175	CEDIMENTI	LinStatic	-2221.29	6664.46
1064	606	Shell-Thick	SX188	CEDIMENTI	LinStatic	-8647.45	7175.92
1065	607	Shell-Thick	SX190	CEDIMENTI	LinStatic	9037.57	6898.21
1065	607	Shell-Thick	SX177	CEDIMENTI	LinStatic	2028.39	6868.25
1065	607	Shell-Thick	SX178	CEDIMENTI	LinStatic	-3336.99	6327.34
1065	607	Shell-Thick	SX191	CEDIMENTI	LinStatic	8285.76	6357.30
1066	608	Shell-Thick	SX191	CEDIMENTI	LinStatic	-7655.15	6118.23
1066	608	Shell-Thick	SX178	CEDIMENTI	LinStatic	4597.13	6191.18
1066	608	Shell-Thick	SX179	CEDIMENTI	LinStatic	-1035.63	5340.48
1066	608	Shell-Thick	SX192	CEDIMENTI	LinStatic	-9617.50	5267.53
1067	609	Shell-Thick	SX173	CEDIMENTI	LinStatic	2972.57	5172.57

1067	609	Shell-Thick	SX160	CEDIMENTI	LinStatic	11775.63	6707.22
1067	609	Shell-Thick	SX161	CEDIMENTI	LinStatic	-1042.64	9374.13
1067	609	Shell-Thick	SX174	CEDIMENTI	LinStatic	-5736.08	7839.47
1068	610	Shell-Thick	SX174	CEDIMENTI	LinStatic	5896.13	7769.54
1068	610	Shell-Thick	SX161	CEDIMENTI	LinStatic	4126.19	7945.03
1068	610	Shell-Thick	SX162	CEDIMENTI	LinStatic	-10202.78	6275.03
1068	610	Shell-Thick	SX175	CEDIMENTI	LinStatic	-5240.80	6099.54
1069	611	Shell-Thick	SX177	CEDIMENTI	LinStatic	4984.36	6388.30
1069	611	Shell-Thick	SX164	CEDIMENTI	LinStatic	9641.79	5929.94
1069	611	Shell-Thick	SX165	CEDIMENTI	LinStatic	-3893.67	7636.58
1069	611	Shell-Thick	SX178	CEDIMENTI	LinStatic	-5422.91	8094.94
1070	612	Shell-Thick	SX178	CEDIMENTI	LinStatic	6328.11	7673.26
1070	612	Shell-Thick	SX165	CEDIMENTI	LinStatic	2177.76	9512.26
1070	612	Shell-Thick	SX166	CEDIMENTI	LinStatic	-11765.07	6608.64
1070	612	Shell-Thick	SX179	CEDIMENTI	LinStatic	-3957.79	4769.64
1071	613	Shell-Thick	SX160	CEDIMENTI	LinStatic	12278.60	5951.93
1071	613	Shell-Thick	SX147	CEDIMENTI	LinStatic	20235.99	5793.39
1071	613	Shell-Thick	SX148	CEDIMENTI	LinStatic	1620.91	9916.76
1071	613	Shell-Thick	SX161	CEDIMENTI	LinStatic	-2000.48	10075.30
1072	614	Shell-Thick	SX161	CEDIMENTI	LinStatic	4669.42	8668.72
1072	614	Shell-Thick	SX148	CEDIMENTI	LinStatic	4030.08	9555.56
1072	614	Shell-Thick	SX149	CEDIMENTI	LinStatic	-15853.09	7281.50
1072	614	Shell-Thick	SX162	CEDIMENTI	LinStatic	-10839.08	6394.67
1073	615	Shell-Thick	SX164	CEDIMENTI	LinStatic	10423.26	6103.64
1073	615	Shell-Thick	SX151	CEDIMENTI	LinStatic	15515.80	7520.92
1073	615	Shell-Thick	SX152	CEDIMENTI	LinStatic	-3853.28	9746.66
1073	615	Shell-Thick	SX165	CEDIMENTI	LinStatic	-4532.43	8329.38
1074	616	Shell-Thick	SX165	CEDIMENTI	LinStatic	2893.61	10109.47
1074	616	Shell-Thick	SX152	CEDIMENTI	LinStatic	-999.90	9720.00
1074	616	Shell-Thick	SX153	CEDIMENTI	LinStatic	-19930.48	5627.90
1074	616	Shell-Thick	SX166	CEDIMENTI	LinStatic	-12097.74	6017.37
1075	617	Shell-Thick	SX147	CEDIMENTI	LinStatic	21168.52	5544.09
1075	617	Shell-Thick	SX134	CEDIMENTI	LinStatic	28443.65	5993.14
1075	617	Shell-Thick	SX135	CEDIMENTI	LinStatic	2849.04	10729.11
1075	617	Shell-Thick	SX148	CEDIMENTI	LinStatic	635.81	10280.06
1076	618	Shell-Thick	SX148	CEDIMENTI	LinStatic	4595.26	9879.31
1076	618	Shell-Thick	SX135	CEDIMENTI	LinStatic	3905.05	9567.20
1076	618	Shell-Thick	SX136	CEDIMENTI	LinStatic	-21995.97	6626.73
1076	618	Shell-Thick	SX149	CEDIMENTI	LinStatic	-16747.54	6938.84
1077	619	Shell-Thick	SX151	CEDIMENTI	LinStatic	16288.17	7154.87
1077	619	Shell-Thick	SX138	CEDIMENTI	LinStatic	21451.57	6392.15
1077	619	Shell-Thick	SX139	CEDIMENTI	LinStatic	-3710.45	9340.13
1077	619	Shell-Thick	SX152	CEDIMENTI	LinStatic	-4373.74	10102.86
1078	620	Shell-Thick	SX152	CEDIMENTI	LinStatic	-73.41	10140.04
1078	620	Shell-Thick	SX139	CEDIMENTI	LinStatic	-2101.56	10840.14
1078	620	Shell-Thick	SX140	CEDIMENTI	LinStatic	-27727.05	6068.18
1078	620	Shell-Thick	SX153	CEDIMENTI	LinStatic	-20800.44	5368.08
1079	621	Shell-Thick	SX134	CEDIMENTI	LinStatic	29567.16	5936.99
1079	621	Shell-Thick	SX121	CEDIMENTI	LinStatic	36530.27	5598.75
1079	621	Shell-Thick	SX122	CEDIMENTI	LinStatic	3845.07	10225.99
1079	621	Shell-Thick	SX135	CEDIMENTI	LinStatic	1889.42	10564.23
1080	622	Shell-Thick	SX135	CEDIMENTI	LinStatic	4930.26	9420.55
1080	622	Shell-Thick	SX122	CEDIMENTI	LinStatic	4784.37	9645.68
1080	622	Shell-Thick	SX123	CEDIMENTI	LinStatic	-28462.99	6831.08
1080	622	Shell-Thick	SX136	CEDIMENTI	LinStatic	-23142.71	6605.96
1081	623	Shell-Thick	SX138	CEDIMENTI	LinStatic	22705.86	6413.27
1081	623	Shell-Thick	SX125	CEDIMENTI	LinStatic	28187.66	7045.55
1081	623	Shell-Thick	SX126	CEDIMENTI	LinStatic	-4500.57	9824.08
1081	623	Shell-Thick	SX139	CEDIMENTI	LinStatic	-4782.81	9191.81
1082	624	Shell-Thick	SX139	CEDIMENTI	LinStatic	-1244.30	10628.96
1082	624	Shell-Thick	SX126	CEDIMENTI	LinStatic	-3552.03	10107.85
1082	624	Shell-Thick	SX127	CEDIMENTI	LinStatic	-35914.71	5590.45
1082	624	Shell-Thick	SX140	CEDIMENTI	LinStatic	-28750.94	6111.56
1083	625	Shell-Thick	SX121	CEDIMENTI	LinStatic	37709.95	5356.41
1083	625	Shell-Thick	SX108	CEDIMENTI	LinStatic	45156.07	5568.61
1083	625	Shell-Thick	SX109	CEDIMENTI	LinStatic	4470.35	10578.35
1083	625	Shell-Thick	SX122	CEDIMENTI	LinStatic	2532.40	10366.15
1084	626	Shell-Thick	SX122	CEDIMENTI	LinStatic	5707.65	9763.20
1084	626	Shell-Thick	SX109	CEDIMENTI	LinStatic	5383.58	9466.61
1084	626	Shell-Thick	SX110	CEDIMENTI	LinStatic	-35283.61	6173.12
1084	626	Shell-Thick	SX123	CEDIMENTI	LinStatic	-29772.49	6469.71
1085	627	Shell-Thick	SX125	CEDIMENTI	LinStatic	29406.62	6653.15
1085	627	Shell-Thick	SX112	CEDIMENTI	LinStatic	34847.09	6032.68
1085	627	Shell-Thick	SX113	CEDIMENTI	LinStatic	-5095.67	9359.75
1085	627	Shell-Thick	SX126	CEDIMENTI	LinStatic	-5381.00	9980.22
1086	628	Shell-Thick	SX126	CEDIMENTI	LinStatic	-2236.61	10333.32
1086	628	Shell-Thick	SX113	CEDIMENTI	LinStatic	-3938.09	10714.05
1086	628	Shell-Thick	SX114	CEDIMENTI	LinStatic	-44222.95	5664.02
1086	628	Shell-Thick	SX127	CEDIMENTI	LinStatic	-37072.96	5283.29
1087	629	Shell-Thick	SX108	CEDIMENTI	LinStatic	46361.10	5602.34
1087	629	Shell-Thick	SX95	CEDIMENTI	LinStatic	54124.27	5242.72

1087	629	Shell-Thick	SX96	CEDIMENTI	LinStatic	5400.06	9890.18
1087	629	Shell-Thick	SX109	CEDIMENTI	LinStatic	3164.45	10249.80
1088	630	Shell-Thick	SX109	CEDIMENTI	LinStatic	6576.74	9161.77
1088	630	Shell-Thick	SX96	CEDIMENTI	LinStatic	6276.67	9225.29
1088	630	Shell-Thick	SX97	CEDIMENTI	LinStatic	-42728.80	6167.15
1088	630	Shell-Thick	SX110	CEDIMENTI	LinStatic	-36718.59	6103.62
1089	631	Shell-Thick	SX112	CEDIMENTI	LinStatic	36370.81	5992.42
1089	631	Shell-Thick	SX99	CEDIMENTI	LinStatic	42488.82	6332.64
1089	631	Shell-Thick	SX100	CEDIMENTI	LinStatic	-5897.06	9377.93
1089	631	Shell-Thick	SX113	CEDIMENTI	LinStatic	-6301.24	9037.71
1090	632	Shell-Thick	SX113	CEDIMENTI	LinStatic	-2668.49	10334.21
1090	632	Shell-Thick	SX100	CEDIMENTI	LinStatic	-5095.59	9834.82
1090	632	Shell-Thick	SX101	CEDIMENTI	LinStatic	-53247.52	5262.95
1090	632	Shell-Thick	SX114	CEDIMENTI	LinStatic	-45356.89	5762.34
1091	633	Shell-Thick	SX95	CEDIMENTI	LinStatic	55409.92	4974.04
1091	633	Shell-Thick	SX82	CEDIMENTI	LinStatic	63762.72	4992.00
1091	633	Shell-Thick	SX83	CEDIMENTI	LinStatic	6141.14	9865.87
1091	633	Shell-Thick	SX96	CEDIMENTI	LinStatic	3798.22	9847.90
1092	634	Shell-Thick	SX96	CEDIMENTI	LinStatic	7422.44	9149.50
1092	634	Shell-Thick	SX83	CEDIMENTI	LinStatic	6772.38	8838.81
1092	634	Shell-Thick	SX84	CEDIMENTI	LinStatic	-50753.11	5498.27
1092	634	Shell-Thick	SX97	CEDIMENTI	LinStatic	-44325.57	5808.96
1093	635	Shell-Thick	SX99	CEDIMENTI	LinStatic	44010.47	5948.32
1093	635	Shell-Thick	SX86	CEDIMENTI	LinStatic	50399.62	5388.77
1093	635	Shell-Thick	SX87	CEDIMENTI	LinStatic	-6379.07	8751.11
1093	635	Shell-Thick	SX100	CEDIMENTI	LinStatic	-7011.45	9310.66
1094	636	Shell-Thick	SX100	CEDIMENTI	LinStatic	-3485.30	9828.13
1094	636	Shell-Thick	SX87	CEDIMENTI	LinStatic	-5651.26	9949.52
1094	636	Shell-Thick	SX88	CEDIMENTI	LinStatic	-62670.93	5062.15
1094	636	Shell-Thick	SX101	CEDIMENTI	LinStatic	-54527.64	4940.76
1095	637	Shell-Thick	SX82	CEDIMENTI	LinStatic	65111.94	4985.67
1095	637	Shell-Thick	SX69	CEDIMENTI	LinStatic	74001.92	4553.64
1095	637	Shell-Thick	SX70	CEDIMENTI	LinStatic	7356.57	8968.43
1095	637	Shell-Thick	SX83	CEDIMENTI	LinStatic	4527.30	9400.45
1096	638	Shell-Thick	SX83	CEDIMENTI	LinStatic	8133.29	8378.48
1096	638	Shell-Thick	SX70	CEDIMENTI	LinStatic	7035.23	8306.92
1096	638	Shell-Thick	SX71	CEDIMENTI	LinStatic	-59768.56	5316.35
1096	638	Shell-Thick	SX84	CEDIMENTI	LinStatic	-52438.49	5387.90
1097	639	Shell-Thick	SX86	CEDIMENTI	LinStatic	52149.86	5299.08
1097	639	Shell-Thick	SX73	CEDIMENTI	LinStatic	59580.43	5412.79
1097	639	Shell-Thick	SX74	CEDIMENTI	LinStatic	-6526.05	8366.77
1097	639	Shell-Thick	SX87	CEDIMENTI	LinStatic	-7740.97	8253.05
1098	640	Shell-Thick	SX87	CEDIMENTI	LinStatic	-4054.65	9413.46
1098	640	Shell-Thick	SX74	CEDIMENTI	LinStatic	-7104.94	8872.79
1098	640	Shell-Thick	SX75	CEDIMENTI	LinStatic	-73045.51	4560.55
1098	640	Shell-Thick	SX88	CEDIMENTI	LinStatic	-63967.32	5101.23
1099	641	Shell-Thick	SX69	CEDIMENTI	LinStatic	75443.78	4431.10
1099	641	Shell-Thick	SX56	CEDIMENTI	LinStatic	85360.30	4235.80
1099	641	Shell-Thick	SX57	CEDIMENTI	LinStatic	9133.27	8406.79
1099	641	Shell-Thick	SX70	CEDIMENTI	LinStatic	5575.12	8602.09
1100	642	Shell-Thick	SX70	CEDIMENTI	LinStatic	8411.12	7937.53
1100	642	Shell-Thick	SX57	CEDIMENTI	LinStatic	6217.84	7580.82
1100	642	Shell-Thick	SX58	CEDIMENTI	LinStatic	-69904.41	4670.93
1100	642	Shell-Thick	SX71	CEDIMENTI	LinStatic	-61539.86	5027.65
1101	643	Shell-Thick	SX73	CEDIMENTI	LinStatic	61272.19	5090.27
1101	643	Shell-Thick	SX60	CEDIMENTI	LinStatic	69537.26	4569.05
1101	643	Shell-Thick	SX61	CEDIMENTI	LinStatic	-5764.29	7485.08
1101	643	Shell-Thick	SX74	CEDIMENTI	LinStatic	-7894.13	8006.30
1102	644	Shell-Thick	SX74	CEDIMENTI	LinStatic	-5344.75	8557.09
1102	644	Shell-Thick	SX61	CEDIMENTI	LinStatic	-8661.99	8399.07
1102	644	Shell-Thick	SX62	CEDIMENTI	LinStatic	-84125.12	4176.54
1102	644	Shell-Thick	SX75	CEDIMENTI	LinStatic	-74498.63	4334.56
1103	645	Shell-Thick	SX56	CEDIMENTI	LinStatic	86864.58	4174.90
1103	645	Shell-Thick	SX43	CEDIMENTI	LinStatic	97532.76	3749.25
1103	645	Shell-Thick	SX44	CEDIMENTI	LinStatic	12251.49	7205.73
1103	645	Shell-Thick	SX57	CEDIMENTI	LinStatic	7524.71	7631.38
1104	646	Shell-Thick	SX57	CEDIMENTI	LinStatic	7773.66	6794.89
1104	646	Shell-Thick	SX44	CEDIMENTI	LinStatic	4089.18	6753.44
1104	646	Shell-Thick	SX45	CEDIMENTI	LinStatic	-81359.86	4604.72
1104	646	Shell-Thick	SX58	CEDIMENTI	LinStatic	-71586.01	4646.17
1105	647	Shell-Thick	SX60	CEDIMENTI	LinStatic	71250.33	4562.97
1105	647	Shell-Thick	SX47	CEDIMENTI	LinStatic	81001.59	4637.24
1105	647	Shell-Thick	SX48	CEDIMENTI	LinStatic	-3594.76	6738.82
1105	647	Shell-Thick	SX61	CEDIMENTI	LinStatic	-7306.20	6664.55
1106	648	Shell-Thick	SX61	CEDIMENTI	LinStatic	-7079.26	7563.88
1106	648	Shell-Thick	SX48	CEDIMENTI	LinStatic	-11859.06	7103.96
1106	648	Shell-Thick	SX49	CEDIMENTI	LinStatic	-96278.11	3663.36
1106	648	Shell-Thick	SX62	CEDIMENTI	LinStatic	-85603.97	4123.28
1107	649	Shell-Thick	SX43	CEDIMENTI	LinStatic	99117.84	3541.38
1107	649	Shell-Thick	SX30	CEDIMENTI	LinStatic	111238.23	3087.69
1107	649	Shell-Thick	SX31	CEDIMENTI	LinStatic	17944.94	6668.08


Autorità Portuale di Taranto

Interventi per il dragaggio di 2,3 M³ di sedimenti in area Molo Polisettoriale e per la realizzazione di un primo lotto della cassa di colmata funzionale all'ampliamento del V Sporgente del Porto di Taranto

Allegati alla relazione di calcolo strutturale allineamento "BC"

Data 05/2016
Rev. B
c.d.c.: C296A
514B

1107	649	Shell-Thick	SX44	CEDIMENTI	LinStatic	10877.95	7121.78
1108	650	Shell-Thick	SX44	CEDIMENTI	LinStatic	5487.43	6646.64
1108	650	Shell-Thick	SX31	CEDIMENTI	LinStatic	458.50	6142.86
1108	650	Shell-Thick	SX32	CEDIMENTI	LinStatic	-92879.66	4048.25
1108	650	Shell-Thick	SX45	CEDIMENTI	LinStatic	-82953.02	4552.03
1109	651	Shell-Thick	SX47	CEDIMENTI	LinStatic	82503.77	4560.35
1109	651	Shell-Thick	SX34	CEDIMENTI	LinStatic	92248.18	3950.03
1109	651	Shell-Thick	SX35	CEDIMENTI	LinStatic	-103.76	6070.04
1109	651	Shell-Thick	SX48	CEDIMENTI	LinStatic	-5002.97	6680.36
1110	652	Shell-Thick	SX48	CEDIMENTI	LinStatic	-10553.56	7092.35
1110	652	Shell-Thick	SX35	CEDIMENTI	LinStatic	-17470.86	6670.99
1110	652	Shell-Thick	SX36	CEDIMENTI	LinStatic	-109804.68	2933.02
1110	652	Shell-Thick	SX49	CEDIMENTI	LinStatic	-97896.18	3354.38
1111	653	Shell-Thick	SX30	CEDIMENTI	LinStatic	111858.51	3378.64
1111	653	Shell-Thick	SX17	CEDIMENTI	LinStatic	133899.90	2965.73
1111	653	Shell-Thick	SX18	CEDIMENTI	LinStatic	36732.09	3807.72
1111	653	Shell-Thick	SX31	CEDIMENTI	LinStatic	16960.40	4220.63
1112	654	Shell-Thick	SX31	CEDIMENTI	LinStatic	1122.27	3687.54
1112	654	Shell-Thick	SX18	CEDIMENTI	LinStatic	-9605.01	3149.32
1112	654	Shell-Thick	SX19	CEDIMENTI	LinStatic	-106767.30	3229.60
1112	654	Shell-Thick	SX32	CEDIMENTI	LinStatic	-93647.74	3767.82
1113	655	Shell-Thick	SX34	CEDIMENTI	LinStatic	93043.48	3672.93
1113	655	Shell-Thick	SX21	CEDIMENTI	LinStatic	105887.52	3293.26
1113	655	Shell-Thick	SX22	CEDIMENTI	LinStatic	9758.64	3219.43
1113	655	Shell-Thick	SX35	CEDIMENTI	LinStatic	-730.48	3599.09
1114	656	Shell-Thick	SX35	CEDIMENTI	LinStatic	-16488.75	4232.68
1114	656	Shell-Thick	SX22	CEDIMENTI	LinStatic	-35839.92	3736.40
1114	656	Shell-Thick	SX23	CEDIMENTI	LinStatic	-131989.33	2815.90
1114	656	Shell-Thick	SX36	CEDIMENTI	LinStatic	-110400.94	3312.18
1119	657	Shell-Thick	SX395	CEDIMENTI	LinStatic	46167.79	-610.64
1119	657	Shell-Thick	SX381	CEDIMENTI	LinStatic	37840.78	-28.65
1119	657	Shell-Thick	SX382	CEDIMENTI	LinStatic	113457.78	1525.63
1119	657	Shell-Thick	SX396	CEDIMENTI	LinStatic	124776.80	943.64
1120	658	Shell-Thick	SX396	CEDIMENTI	LinStatic	-109249.29	859.46
1120	658	Shell-Thick	SX382	CEDIMENTI	LinStatic	-97901.41	1856.29
1120	658	Shell-Thick	SX383	CEDIMENTI	LinStatic	-34551.72	250.89
1120	658	Shell-Thick	SX397	CEDIMENTI	LinStatic	-43026.46	-745.94
1121	659	Shell-Thick	SX399	CEDIMENTI	LinStatic	43166.47	-623.55
1121	659	Shell-Thick	SX385	CEDIMENTI	LinStatic	34765.34	122.01
1121	659	Shell-Thick	SX386	CEDIMENTI	LinStatic	98341.13	1705.29
1121	659	Shell-Thick	SX400	CEDIMENTI	LinStatic	109634.39	959.73
1122	660	Shell-Thick	SX400	CEDIMENTI	LinStatic	-124119.42	795.42
1122	660	Shell-Thick	SX386	CEDIMENTI	LinStatic	-112744.82	1624.61
1122	660	Shell-Thick	SX387	CEDIMENTI	LinStatic	-38037.56	51.15
1122	660	Shell-Thick	SX401	CEDIMENTI	LinStatic	-46434.25	-778.04
1140	661	Shell-Thick	SX239	CEDIMENTI	LinStatic	-52177.76	1149.87
1140	661	Shell-Thick	DX239	CEDIMENTI	LinStatic	51884.49	999.07
1140	661	Shell-Thick	DX226	CEDIMENTI	LinStatic	43469.22	1168.59
1140	661	Shell-Thick	SX226	CEDIMENTI	LinStatic	-44032.31	1319.39
1141	662	Shell-Thick	SX226	CEDIMENTI	LinStatic	-40875.23	1131.45
1141	662	Shell-Thick	DX226	CEDIMENTI	LinStatic	40312.55	1328.90
1141	662	Shell-Thick	DX213	CEDIMENTI	LinStatic	31836.89	1181.19
1141	662	Shell-Thick	SX213	CEDIMENTI	LinStatic	-31983.65	983.73
1142	663	Shell-Thick	SX213	CEDIMENTI	LinStatic	-28925.93	1237.36
1142	663	Shell-Thick	DX213	CEDIMENTI	LinStatic	28778.52	1036.60
1142	663	Shell-Thick	DX200	CEDIMENTI	LinStatic	19697.81	1097.52
1142	663	Shell-Thick	SX200	CEDIMENTI	LinStatic	-20154.30	1298.28
1143	664	Shell-Thick	SX200	CEDIMENTI	LinStatic	-16675.09	913.29
1143	664	Shell-Thick	DX200	CEDIMENTI	LinStatic	16219.44	1180.48
1143	664	Shell-Thick	DX187	CEDIMENTI	LinStatic	7253.02	1561.03
1143	664	Shell-Thick	SX187	CEDIMENTI	LinStatic	-7207.95	1293.83
1146	665	Shell-Thick	SX239	CEDIMENTI	LinStatic	-55035.05	1008.58
1146	665	Shell-Thick	SX252	CEDIMENTI	LinStatic	-63028.28	1138.18
1146	665	Shell-Thick	DX252	CEDIMENTI	LinStatic	62452.92	1267.88
1146	665	Shell-Thick	DX239	CEDIMENTI	LinStatic	54742.42	1138.28
1147	666	Shell-Thick	SX252	CEDIMENTI	LinStatic	-65896.27	1300.14
1147	666	Shell-Thick	SX265	CEDIMENTI	LinStatic	-73038.98	1107.25
1147	666	Shell-Thick	DX265	CEDIMENTI	LinStatic	72693.28	987.04
1147	666	Shell-Thick	DX252	CEDIMENTI	LinStatic	65320.29	1179.93
1148	667	Shell-Thick	SX265	CEDIMENTI	LinStatic	-75526.89	1026.21
1148	667	Shell-Thick	SX278	CEDIMENTI	LinStatic	-82155.31	1178.99
1148	667	Shell-Thick	DX278	CEDIMENTI	LinStatic	81592.02	1284.59
1148	667	Shell-Thick	DX265	CEDIMENTI	LinStatic	75181.27	1131.82
1149	668	Shell-Thick	SX278	CEDIMENTI	LinStatic	-68036.08	822.93
1149	668	Shell-Thick	SX291	CEDIMENTI	LinStatic	-77198.57	720.22
1149	668	Shell-Thick	DX291	CEDIMENTI	LinStatic	76906.01	626.13
1149	668	Shell-Thick	DX278	CEDIMENTI	LinStatic	67590.98	728.84
1150	669	Shell-Thick	SX291	CEDIMENTI	LinStatic	-79521.69	670.95
1150	669	Shell-Thick	SX304	CEDIMENTI	LinStatic	-88186.63	722.95
1150	669	Shell-Thick	DX304	CEDIMENTI	LinStatic	87754.18	804.83
1150	669	Shell-Thick	DX291	CEDIMENTI	LinStatic	79229.02	752.83



Autorità Portuale di Taranto
Interventi per il dragaggio di 2,3 M³ di sedimenti in area Molo Polisettoriale e per la realizzazione di un primo lotto della cassa di colmata funzionale all'ampliamento del V Sporgente del Porto di Taranto

Allegati alla relazione di calcolo strutturale allineamento "BC"

Data 05/2016
Rev. B
c.d.c.: C296A
514B

1151	670	Shell-Thick	SX304	CEDIMENTI	LinStatic	-90462.76	873.59
1151	670	Shell-Thick	SX317	CEDIMENTI	LinStatic	-98411.46	676.87
1151	670	Shell-Thick	DX317	CEDIMENTI	LinStatic	98079.17	608.44
1151	670	Shell-Thick	DX304	CEDIMENTI	LinStatic	90030.02	805.16
1152	671	Shell-Thick	SX317	CEDIMENTI	LinStatic	-100407.80	693.83
1152	671	Shell-Thick	SX330	CEDIMENTI	LinStatic	-107883.46	729.67
1152	671	Shell-Thick	DX330	CEDIMENTI	LinStatic	107484.64	778.20
1152	671	Shell-Thick	DX317	CEDIMENTI	LinStatic	100075.40	742.36
1153	672	Shell-Thick	SX330	CEDIMENTI	LinStatic	-109844.27	847.08
1153	672	Shell-Thick	SX343	CEDIMENTI	LinStatic	-116680.53	639.51
1153	672	Shell-Thick	DX343	CEDIMENTI	LinStatic	116330.53	598.44
1153	672	Shell-Thick	DX330	CEDIMENTI	LinStatic	109445.45	806.01
1154	673	Shell-Thick	SX343	CEDIMENTI	LinStatic	-118331.90	695.16
1154	673	Shell-Thick	SX356	CEDIMENTI	LinStatic	-124527.60	725.85
1154	673	Shell-Thick	DX356	CEDIMENTI	LinStatic	124151.40	751.77
1154	673	Shell-Thick	DX343	CEDIMENTI	LinStatic	117981.75	721.08
1155	674	Shell-Thick	SX356	CEDIMENTI	LinStatic	-126097.65	848.73
1155	674	Shell-Thick	SX369	CEDIMENTI	LinStatic	-131501.19	610.84
1155	674	Shell-Thick	DX369	CEDIMENTI	LinStatic	131095.33	612.17
1155	674	Shell-Thick	DX356	CEDIMENTI	LinStatic	125721.41	850.06
1156	675	Shell-Thick	SX369	CEDIMENTI	LinStatic	-132675.59	747.78
1156	675	Shell-Thick	SX382	CEDIMENTI	LinStatic	-137007.81	791.26
1156	675	Shell-Thick	DX382	CEDIMENTI	LinStatic	136589.79	803.29
1156	675	Shell-Thick	DX369	CEDIMENTI	LinStatic	132269.37	759.81
1157	676	Shell-Thick	SX382	CEDIMENTI	LinStatic	-138004.94	978.17
1157	676	Shell-Thick	SX396	CEDIMENTI	LinStatic	-140975.73	739.09
1157	676	Shell-Thick	DX395	CEDIMENTI	LinStatic	140606.82	713.12
1157	676	Shell-Thick	DX382	CEDIMENTI	LinStatic	137586.70	952.21
1158	677	Shell-Thick	SX396	CEDIMENTI	LinStatic	-141412.56	940.94
1158	677	Shell-Thick	SX409	CEDIMENTI	LinStatic	-142525.17	1041.91
1158	677	Shell-Thick	DX408	CEDIMENTI	LinStatic	142181.15	1031.97
1158	677	Shell-Thick	DX395	CEDIMENTI	LinStatic	141043.43	931.00
1177	678	Shell-Thick	SX243	CEDIMENTI	LinStatic	51905.61	1404.84
1177	678	Shell-Thick	SX230	CEDIMENTI	LinStatic	44314.50	1580.08
1177	678	Shell-Thick	DX230	CEDIMENTI	LinStatic	-43243.29	921.81
1177	678	Shell-Thick	DX243	CEDIMENTI	LinStatic	-52210.12	746.58
1178	679	Shell-Thick	SX230	CEDIMENTI	LinStatic	41191.53	411.14
1178	679	Shell-Thick	SX217	CEDIMENTI	LinStatic	30873.29	206.65
1178	679	Shell-Thick	DX217	CEDIMENTI	LinStatic	-33087.96	1835.35
1178	679	Shell-Thick	DX230	CEDIMENTI	LinStatic	-40122.94	2039.84
1179	680	Shell-Thick	SX217	CEDIMENTI	LinStatic	27833.11	1606.99
1179	680	Shell-Thick	SX204	CEDIMENTI	LinStatic	19816.78	1739.69
1179	680	Shell-Thick	DX204	CEDIMENTI	LinStatic	-20206.18	787.46
1179	680	Shell-Thick	DX217	CEDIMENTI	LinStatic	-30048.80	654.76
1180	681	Shell-Thick	SX204	CEDIMENTI	LinStatic	16344.32	817.95
1180	681	Shell-Thick	SX191	CEDIMENTI	LinStatic	7085.72	1241.32
1180	681	Shell-Thick	DX191	CEDIMENTI	LinStatic	-7575.69	1526.31
1180	681	Shell-Thick	DX204	CEDIMENTI	LinStatic	-16734.93	1102.95
1185	682	Shell-Thick	SX413	CEDIMENTI	LinStatic	142314.17	1045.10
1185	682	Shell-Thick	SX400	CEDIMENTI	LinStatic	141196.91	940.93
1185	682	Shell-Thick	DX399	CEDIMENTI	LinStatic	-141170.48	924.97
1185	682	Shell-Thick	DX412	CEDIMENTI	LinStatic	-142302.26	1029.13
1186	683	Shell-Thick	SX400	CEDIMENTI	LinStatic	140759.28	710.23
1186	683	Shell-Thick	SX386	CEDIMENTI	LinStatic	137761.46	951.16
1186	683	Shell-Thick	DX386	CEDIMENTI	LinStatic	-137741.76	977.49
1186	683	Shell-Thick	DX399	CEDIMENTI	LinStatic	-140733.33	736.56
1187	684	Shell-Thick	SX386	CEDIMENTI	LinStatic	136762.79	815.04
1187	684	Shell-Thick	SX373	CEDIMENTI	LinStatic	132448.36	769.48
1187	684	Shell-Thick	DX373	CEDIMENTI	LinStatic	-132409.00	723.90
1187	684	Shell-Thick	DX386	CEDIMENTI	LinStatic	-136742.72	769.46
1188	685	Shell-Thick	SX373	CEDIMENTI	LinStatic	131271.94	574.97
1188	685	Shell-Thick	SX360	CEDIMENTI	LinStatic	125870.77	812.72
1188	685	Shell-Thick	DX360	CEDIMENTI	LinStatic	-125859.84	877.81
1188	685	Shell-Thick	DX373	CEDIMENTI	LinStatic	-131233.01	640.07
1189	686	Shell-Thick	SX360	CEDIMENTI	LinStatic	124298.11	770.67
1189	686	Shell-Thick	SX347	CEDIMENTI	LinStatic	118136.45	737.27
1189	686	Shell-Thick	DX347	CEDIMENTI	LinStatic	-118089.53	656.97
1189	686	Shell-Thick	DX360	CEDIMENTI	LinStatic	-124286.93	690.36
1190	687	Shell-Thick	SX347	CEDIMENTI	LinStatic	116482.91	564.57
1190	687	Shell-Thick	SX334	CEDIMENTI	LinStatic	109605.65	773.49
1190	687	Shell-Thick	DX334	CEDIMENTI	LinStatic	-109595.39	869.34
1190	687	Shell-Thick	DX347	CEDIMENTI	LinStatic	-116436.13	660.42
1191	688	Shell-Thick	SX334	CEDIMENTI	LinStatic	107642.41	794.39
1191	688	Shell-Thick	SX321	CEDIMENTI	LinStatic	100225.75	755.87
1191	688	Shell-Thick	DX321	CEDIMENTI	LinStatic	-100171.23	650.26
1191	688	Shell-Thick	DX334	CEDIMENTI	LinStatic	-107632.21	688.78
1192	689	Shell-Thick	SX321	CEDIMENTI	LinStatic	98227.64	578.65
1192	689	Shell-Thick	SX308	CEDIMENTI	LinStatic	90214.30	776.46
1192	689	Shell-Thick	DX308	CEDIMENTI	LinStatic	-90190.84	888.84
1192	689	Shell-Thick	DX321	CEDIMENTI	LinStatic	-98172.84	691.03
1193	690	Shell-Thick	SX308	CEDIMENTI	LinStatic	87936.85	800.79



Autorità Portuale di Taranto
 Interventi per il dragaggio di 2,3 M³ di sedimenti in area Molo Polisettoriale e per la realizzazione di un primo lotto della cassa di colmata funzionale all'ampliamento del V Sporgente del Porto di Taranto

Allegati alla relazione di calcolo strutturale allineamento "BC"

Data 05/2016
 Rev. B
 c.d.c.: C296A
 514B

1193	690	Shell-Thick	SX295	CEDIMENTI	LinStatic	79359.40	744.92
1193	690	Shell-Thick	DX295	CEDIMENTI	LinStatic	-79309.17	639.90
1193	690	Shell-Thick	DX308	CEDIMENTI	LinStatic	-87914.08	695.77
1194	691	Shell-Thick	SX295	CEDIMENTI	LinStatic	77037.50	616.50
1194	691	Shell-Thick	SX282	CEDIMENTI	LinStatic	67806.47	726.62
1194	691	Shell-Thick	DX282	CEDIMENTI	LinStatic	-67741.25	816.60
1194	691	Shell-Thick	DX295	CEDIMENTI	LinStatic	-76985.92	706.49
1195	692	Shell-Thick	SX282	CEDIMENTI	LinStatic	81880.29	1228.55
1195	692	Shell-Thick	SX269	CEDIMENTI	LinStatic	75323.53	1062.98
1195	692	Shell-Thick	DX269	CEDIMENTI	LinStatic	-75321.18	1041.83
1195	692	Shell-Thick	DX282	CEDIMENTI	LinStatic	-81797.36	1207.40
1196	693	Shell-Thick	SX269	CEDIMENTI	LinStatic	72846.67	1075.49
1196	693	Shell-Thick	SX256	CEDIMENTI	LinStatic	65718.57	1274.58
1196	693	Shell-Thick	DX256	CEDIMENTI	LinStatic	-65455.36	1205.10
1196	693	Shell-Thick	DX269	CEDIMENTI	LinStatic	-72841.22	1006.01
1197	694	Shell-Thick	SX256	CEDIMENTI	LinStatic	62868.18	1038.05
1197	694	Shell-Thick	SX243	CEDIMENTI	LinStatic	54736.29	887.94
1197	694	Shell-Thick	DX243	CEDIMENTI	LinStatic	-55046.58	1183.94
1197	694	Shell-Thick	DX256	CEDIMENTI	LinStatic	-62608.67	1334.04
1202	695	Shell-Thick	SX85	CEDIMENTI	LinStatic	-80669.97	-246.58
1202	695	Shell-Thick	SX72	CEDIMENTI	LinStatic	-90236.70	-238.84
1202	695	Shell-Thick	DX72	CEDIMENTI	LinStatic	90300.67	-233.58
1202	695	Shell-Thick	DX85	CEDIMENTI	LinStatic	80689.93	-241.32
1203	696	Shell-Thick	SX72	CEDIMENTI	LinStatic	-94052.68	-184.02
1203	696	Shell-Thick	SX59	CEDIMENTI	LinStatic	-103651.64	-264.60
1203	696	Shell-Thick	DX59	CEDIMENTI	LinStatic	103682.94	-262.58
1203	696	Shell-Thick	DX72	CEDIMENTI	LinStatic	94113.61	-182.00
1204	697	Shell-Thick	SX59	CEDIMENTI	LinStatic	-107400.14	-206.81
1204	697	Shell-Thick	SX46	CEDIMENTI	LinStatic	-116993.74	-223.64
1204	697	Shell-Thick	DX46	CEDIMENTI	LinStatic	117068.53	-221.48
1204	697	Shell-Thick	DX59	CEDIMENTI	LinStatic	107433.53	-204.65
1205	698	Shell-Thick	SX46	CEDIMENTI	LinStatic	-120765.24	-169.91
1205	698	Shell-Thick	SX33	CEDIMENTI	LinStatic	-130517.39	-239.87
1205	698	Shell-Thick	DX33	CEDIMENTI	LinStatic	130585.07	-241.22
1205	698	Shell-Thick	DX46	CEDIMENTI	LinStatic	120836.87	-171.27
1206	699	Shell-Thick	SX33	CEDIMENTI	LinStatic	-134304.85	-196.38
1206	699	Shell-Thick	SX20	CEDIMENTI	LinStatic	-144378.70	-262.30
1206	699	Shell-Thick	DX20	CEDIMENTI	LinStatic	144519.09	-276.89
1206	699	Shell-Thick	DX33	CEDIMENTI	LinStatic	134376.36	-210.98
1208	700	Shell-Thick	SX163	CEDIMENTI	LinStatic	1673.30	-414.58
1208	700	Shell-Thick	SX150	CEDIMENTI	LinStatic	-8343.88	-293.18
1208	700	Shell-Thick	DX150	CEDIMENTI	LinStatic	8471.38	-333.63
1208	700	Shell-Thick	DX163	CEDIMENTI	LinStatic	-1695.62	-455.03
1209	701	Shell-Thick	SX150	CEDIMENTI	LinStatic	-12466.97	-301.44
1209	701	Shell-Thick	SX137	CEDIMENTI	LinStatic	-22442.87	-409.30
1209	701	Shell-Thick	DX137	CEDIMENTI	LinStatic	22438.54	-380.22
1209	701	Shell-Thick	DX150	CEDIMENTI	LinStatic	12593.44	-272.37
1210	702	Shell-Thick	SX137	CEDIMENTI	LinStatic	-26396.08	-349.69
1210	702	Shell-Thick	SX124	CEDIMENTI	LinStatic	-36124.13	-275.13
1210	702	Shell-Thick	DX124	CEDIMENTI	LinStatic	36220.03	-293.06
1210	702	Shell-Thick	DX137	CEDIMENTI	LinStatic	26392.58	-367.63
1211	703	Shell-Thick	SX124	CEDIMENTI	LinStatic	-40109.87	-259.76
1211	703	Shell-Thick	SX111	CEDIMENTI	LinStatic	-49852.54	-346.09
1211	703	Shell-Thick	DX111	CEDIMENTI	LinStatic	49858.59	-331.94
1211	703	Shell-Thick	DX124	CEDIMENTI	LinStatic	40204.83	-245.60
1212	704	Shell-Thick	SX111	CEDIMENTI	LinStatic	-53721.09	-296.26
1212	704	Shell-Thick	SX98	CEDIMENTI	LinStatic	-63329.40	-255.48
1212	704	Shell-Thick	DX98	CEDIMENTI	LinStatic	63411.87	-260.11
1212	704	Shell-Thick	DX111	CEDIMENTI	LinStatic	53728.37	-300.89
1213	705	Shell-Thick	SX98	CEDIMENTI	LinStatic	-67223.14	-219.65
1213	705	Shell-Thick	SX85	CEDIMENTI	LinStatic	-76865.42	-298.80
1213	705	Shell-Thick	DX85	CEDIMENTI	LinStatic	76883.71	-291.89
1213	705	Shell-Thick	DX98	CEDIMENTI	LinStatic	67303.87	-212.74
1214	706	Shell-Thick	SX241	CEDIMENTI	LinStatic	58750.02	370.87
1214	706	Shell-Thick	SX228	CEDIMENTI	LinStatic	52822.32	550.78
1214	706	Shell-Thick	DX228	CEDIMENTI	LinStatic	-52559.64	156.80
1214	706	Shell-Thick	DX241	CEDIMENTI	LinStatic	-59225.45	-23.12
1215	707	Shell-Thick	SX228	CEDIMENTI	LinStatic	50260.80	190.72
1215	707	Shell-Thick	SX215	CEDIMENTI	LinStatic	43794.99	32.97
1215	707	Shell-Thick	DX215	CEDIMENTI	LinStatic	-44001.58	326.94
1215	707	Shell-Thick	DX228	CEDIMENTI	LinStatic	-49997.55	484.70
1216	708	Shell-Thick	SX215	CEDIMENTI	LinStatic	41428.29	367.29
1216	708	Shell-Thick	SX202	CEDIMENTI	LinStatic	35697.72	565.44
1216	708	Shell-Thick	DX202	CEDIMENTI	LinStatic	-35157.24	174.59
1216	708	Shell-Thick	DX215	CEDIMENTI	LinStatic	-41635.33	-23.55
1217	709	Shell-Thick	SX202	CEDIMENTI	LinStatic	33221.14	186.58
1217	709	Shell-Thick	SX189	CEDIMENTI	LinStatic	27057.42	-45.40
1217	709	Shell-Thick	DX189	CEDIMENTI	LinStatic	-27316.35	369.13
1217	709	Shell-Thick	DX202	CEDIMENTI	LinStatic	-32679.08	601.11
1218	710	Shell-Thick	SX189	CEDIMENTI	LinStatic	24928.87	416.08
1218	710	Shell-Thick	SX176	CEDIMENTI	LinStatic	19756.79	678.31


Autorità Portuale di Taranto

Interventi per il dragaggio di 2,3 M³ di sedimenti in area Molo Polisettoriale e per la realizzazione di un primo lotto della cassa di colmata funzionale all'ampliamento del V Sporgente del Porto di Taranto

Allegati alla relazione di calcolo strutturale allineamento "BC"

Data 05/2016
Rev. B
c.d.c.: C296A
514B

1218	710	Shell-Thick	DX176	CEDIMENTI	LinStatic	-19735.58	238.21
1218	710	Shell-Thick	DX189	CEDIMENTI	LinStatic	-25190.44	-24.02
1219	711	Shell-Thick	SX176	CEDIMENTI	LinStatic	16378.72	-282.10
1219	711	Shell-Thick	SX163	CEDIMENTI	LinStatic	5784.71	-494.14
1219	711	Shell-Thick	DX163	CEDIMENTI	LinStatic	-5807.40	-516.36
1219	711	Shell-Thick	DX176	CEDIMENTI	LinStatic	-16356.30	-304.33
1222	712	Shell-Thick	SX411	CEDIMENTI	LinStatic	136378.77	985.42
1222	712	Shell-Thick	SX398	CEDIMENTI	LinStatic	135264.84	865.13
1222	712	Shell-Thick	DX397	CEDIMENTI	LinStatic	-135345.02	863.35
1222	712	Shell-Thick	DX410	CEDIMENTI	LinStatic	-136457.59	983.63
1223	713	Shell-Thick	SX398	CEDIMENTI	LinStatic	134818.32	569.71
1223	713	Shell-Thick	SX384	CEDIMENTI	LinStatic	132007.58	777.43
1223	713	Shell-Thick	DX384	CEDIMENTI	LinStatic	-132101.94	788.36
1223	713	Shell-Thick	DX397	CEDIMENTI	LinStatic	-134899.22	580.64
1224	714	Shell-Thick	SX384	CEDIMENTI	LinStatic	130997.83	551.75
1224	714	Shell-Thick	SX371	CEDIMENTI	LinStatic	126946.55	453.18
1224	714	Shell-Thick	DX371	CEDIMENTI	LinStatic	-127042.37	445.99
1224	714	Shell-Thick	DX384	CEDIMENTI	LinStatic	-131091.66	544.56
1225	715	Shell-Thick	SX371	CEDIMENTI	LinStatic	125782.73	263.60
1225	715	Shell-Thick	SX358	CEDIMENTI	LinStatic	120826.52	446.39
1225	715	Shell-Thick	DX358	CEDIMENTI	LinStatic	-120905.76	450.73
1225	715	Shell-Thick	DX371	CEDIMENTI	LinStatic	-125878.93	267.94
1226	716	Shell-Thick	SX358	CEDIMENTI	LinStatic	119298.42	295.14
1226	716	Shell-Thick	SX345	CEDIMENTI	LinStatic	113635.48	211.13
1226	716	Shell-Thick	DX345	CEDIMENTI	LinStatic	-113732.90	207.04
1226	716	Shell-Thick	DX358	CEDIMENTI	LinStatic	-119377.19	291.05
1227	717	Shell-Thick	SX345	CEDIMENTI	LinStatic	112057.68	79.97
1227	717	Shell-Thick	SX332	CEDIMENTI	LinStatic	105877.55	243.63
1227	717	Shell-Thick	DX332	CEDIMENTI	LinStatic	-105941.23	243.01
1227	717	Shell-Thick	DX345	CEDIMENTI	LinStatic	-112155.29	79.36
1228	718	Shell-Thick	SX332	CEDIMENTI	LinStatic	104032.60	120.27
1228	718	Shell-Thick	SX319	CEDIMENTI	LinStatic	97357.29	40.75
1228	718	Shell-Thick	DX319	CEDIMENTI	LinStatic	-97485.92	57.13
1228	718	Shell-Thick	DX332	CEDIMENTI	LinStatic	-104096.01	136.64
1229	719	Shell-Thick	SX319	CEDIMENTI	LinStatic	95503.87	-40.63
1229	719	Shell-Thick	SX306	CEDIMENTI	LinStatic	88489.23	111.37
1229	719	Shell-Thick	DX306	CEDIMENTI	LinStatic	-88520.61	79.74
1229	719	Shell-Thick	DX319	CEDIMENTI	LinStatic	-95632.51	-72.26
1230	720	Shell-Thick	SX306	CEDIMENTI	LinStatic	86398.93	-36.22
1230	720	Shell-Thick	SX293	CEDIMENTI	LinStatic	78845.87	-122.13
1230	720	Shell-Thick	DX293	CEDIMENTI	LinStatic	-79030.68	-58.50
1230	720	Shell-Thick	DX306	CEDIMENTI	LinStatic	-86430.25	27.41
1231	721	Shell-Thick	SX293	CEDIMENTI	LinStatic	76744.67	-154.95
1231	721	Shell-Thick	SX280	CEDIMENTI	LinStatic	68873.76	-0.53
1231	721	Shell-Thick	DX280	CEDIMENTI	LinStatic	-68877.82	-83.74
1231	721	Shell-Thick	DX293	CEDIMENTI	LinStatic	-76929.21	-238.15
1232	722	Shell-Thick	SX280	CEDIMENTI	LinStatic	83522.77	403.79
1232	722	Shell-Thick	SX267	CEDIMENTI	LinStatic	77927.39	282.75
1232	722	Shell-Thick	DX267	CEDIMENTI	LinStatic	-78209.01	423.33
1232	722	Shell-Thick	DX280	CEDIMENTI	LinStatic	-83522.82	544.36
1233	723	Shell-Thick	SX267	CEDIMENTI	LinStatic	75769.41	350.42
1233	723	Shell-Thick	SX254	CEDIMENTI	LinStatic	70043.20	527.92
1233	723	Shell-Thick	DX254	CEDIMENTI	LinStatic	-69935.31	323.35
1233	723	Shell-Thick	DX267	CEDIMENTI	LinStatic	-76050.39	145.85
1234	724	Shell-Thick	SX254	CEDIMENTI	LinStatic	67589.39	197.47
1234	724	Shell-Thick	SX241	CEDIMENTI	LinStatic	61130.19	64.44
1234	724	Shell-Thick	DX241	CEDIMENTI	LinStatic	-61605.91	381.31
1234	724	Shell-Thick	DX254	CEDIMENTI	LinStatic	-67481.51	514.34

2.2 TABULATI DI INPUT ED OUTPUT SEZIONE 6

SAP2000 v14.0.0 5.13.16 19:10:48

Table: Active Degrees of Freedom

UX	UY	UZ	RX	RY	RZ
No	Yes	No	Yes	No	Yes

Table: Analysis Options

Solver	SolverProc	Force32Bit	StiffCase	GeomMod
Advanced	Auto	No	None	No

Table: Area Section Properties, Part 1 of 4

Section	Material	MatAngle Degrees	AreaType	Type	DrillDOF	Thickness m	BendThick m	Arc Degrees
DAIFRAMMAALTO	STEEL	0.000	Shell	Shell-Thick	Yes	0.016000	0.016000	
DIAFRAMMA_BASE	STEEL	0.000	Shell	Shell-Thick	Yes	0.024000	0.024000	
DIAFRAMMA_MEDIO	STEEL	0.000	Shell	Shell-Thick	Yes	0.020000	0.020000	
PIATTIINT_BASE	STEEL	0.000	Shell	Shell-Thick	Yes	0.020000	0.020000	

Table: Area Section Properties, Part 2 of 4

Section	InComp	CoordSys	Color	TotalWt KN	TotalMass KN-s2/m	F11Mod	F22Mod
DAIFRAMMAALTO			Red	225.006	22.50	1.000000	1.000000
DIAFRAMMA_BASE			Red	366.723	36.67	1.000000	1.000000
DIAFRAMMA_MEDIO			Red	214.850	21.49	1.000000	1.000000
PIATTIINT_BASE			Red	66.694	6.67	1.000000	1.000000

Table: Area Section Properties, Part 3 of 4

Section	F12Mod	M11Mod	M22Mod	M12Mod	V13Mod	V23Mod	MMod	WMod
DAIFRAMMAALTO	1.000000	1.000000	1.000000	1.000000	1.000000	1.000000	1.000000	1.000000
DIAFRAMMA_BASE	1.000000	1.000000	1.000000	1.000000	1.000000	1.000000	1.000000	1.000000
DIAFRAMMA_MEDIO	1.000000	1.000000	1.000000	1.000000	1.000000	1.000000	1.000000	1.000000
PIATTIINT_BASE	1.000000	1.000000	1.000000	1.000000	1.000000	1.000000	1.000000	1.000000

Table: Area Section Properties, Part 4 of 4

Section	GUID	Notes
DAIFRAMMAALTO		
DIAFRAMMA_BASE		
DIAFRAMMA_MEDIO		
PIATTIINT_BASE		

Table: Area Section Property Design Parameters

Section	RebarMat	RebarOpt
DAIFRAMMAALTO	None	Default
DIAFRAMMA_BASE	None	Default
DIAFRAMMA_MEDIO	None	Default
PIATTIINT_BASE	None	Default

Table: Case - Static 1 - Load Assignments



Autorità Portuale di Taranto
Interventi per il dragaggio di 2,3 M m³ di sedimenti in area Molo Polisettoriale e per la realizzazione di un primo lotto della cassa di colmata funzionale all'ampliamento del V Sporgente del Porto di Taranto

Allegati alla relazione di calcolo strutturale allineamento "BC"

Data 05/2016
Rev. B
c.d.c.: C296A
514B

Case	LoadType	LoadName	LoadSF
DEAD	Load pattern	DEAD	1.000000
CEDIMENTI	Load pattern	CEDIMENTI	1.000000
SP_EST_1	Load pattern	SP_EST_1	1.000000
SPINTA_INT_F	Load pattern	SPINTA_INT_F	1.000000
SP_EST_2	Load pattern	SP_EST_2	1.000000
SP_EST_3	Load pattern	SP_EST_3	1.000000
SLU_1-NL	Load pattern	SP_EST_1	1.350000
SLU_1-NL	Load pattern	SPINTA_INT_F	1.350000
SLU_2-NL	Load pattern	SP_EST_2	1.000000
SLU_2-NL	Load pattern	SPINTA_INT_F	1.000000
SLU_5-NL	Load pattern	SP_EST_5	1.000000
SLU_5-NL	Load pattern	SPINTA_INT_0	1.000000
SPINTA_INT_0	Load pattern	SPINTA_INT_0	1.000000
SP_EST_4	Load pattern	SP_EST_4	1.000000
SP_EST_5	Load pattern	SP_EST_5	1.000000
SLU_3-NL	Load pattern	SP_EST_3	1.000000
SLU_3-NL	Load pattern	SPINTA_INT_0	1.000000
SLU_4-NL	Load pattern	SP_EST_4	1.000000
SLU_4-NL	Load pattern	SPINTA_INT_0	1.000000

Table: Combination Definitions, Part 1 of 3

ComboName	ComboType	AutoDesign	CaseType	CaseName	ScaleFactor	SteelDesign
SLU_ENV_NL	Envelope	No	NonLin Static	SLU_2-NL	1.000000	No
SLU_ENV_NL			NonLin Static	SLU_3-NL	1.000000	
SLE_NL	Envelope	No	NonLin Static	SLU_3-NL	0.740000	No

Table: Combination Definitions, Part 2 of 3

ComboName	CaseName	ConcDesign	AlumDesign	ColdDesign	GUID
SLU_ENV_NL	SLU_2-NL	No	No	No	
SLU_ENV_NL	SLU_3-NL				
SLE_NL	SLU_3-NL	No	No	No	

Table: Combination Definitions, Part 3 of 3

ComboName	CaseName	Notes
SLU_ENV_NL	SLU_2-NL	
SLU_ENV_NL	SLU_3-NL	
SLE_NL	SLU_3-NL	

Table: Coordinate Systems

Name	Type	X m	Y m	Z m	AboutZ Degrees	AboutY Degrees	AboutX Degrees
GLOBAL	Cartesian	0.00000	0.00000	0.00000	0.000	0.000	0.000

Table: Database Format Types

UnitsCurr	OverrideE
Yes	No

Table: Element Stresses - Area Shells

Area	AreaElem	Joint	OutputCase	StepType	S11Top KN/m2	S22Top KN/m2	S12Top KN/m2	S13Avg KN/m2	S23Avg KN/m2
2	893	SX191	SLU_ENV_NL	Max	21230.11	6291.71	94216.40	1339.94	892.10
2	893	SX177	SLU_ENV_NL	Max	10870.43	3338.45	57773.64	718.11	892.10
2	893	DX177	SLU_ENV_NL	Max	19329.11	5914.24	60757.72	718.11	1341.65
2	893	DX191	SLU_ENV_NL	Max	22394.27	6602.78	97200.48	1339.94	1341.65
2	893	SX191	SLU_ENV_NL	Min	-25438.04	-7515.97	-108559.20	-920.44	-1341.39



Autorità Portuale di Taranto
Interventi per il dragaggio di 2,3 M³ di sedimenti in area Molo Polisettoriale e per la realizzazione di un primo lotto della cassa di colmata funzionale all'ampliamento del V Sporgente del Porto di Taranto

Allegati alla relazione di calcolo strutturale allineamento "BC"

Data 05/2016
Rev. B
c.d.c.: C296A
514B

2	893	SX177	SLU_ENV_NL	Min	-23924.40	-7292.77	-68035.52	-1134.24	-1341.39
2	893	DX177	SLU_ENV_NL	Min	-32412.91	-9799.50	-68542.89	-1134.24	-884.76
2	893	DX191	SLU_ENV_NL	Min	-25085.58	-7450.04	-109066.57	-920.44	-884.76
3	1	DX380	SLU_ENV_NL	Max	121302.03	36614.40	-172.75	1479.53	-1074.93
3	1	DX367	SLU_ENV_NL	Max	121916.34	36346.40	-917.85	-1029.23	-1074.93
3	1	DX368	SLU_ENV_NL	Max	15784.22	4973.68	284.19	-1029.23	1239.83
3	1	DX381	SLU_ENV_NL	Max	20292.39	6572.83	751.14	1479.53	1239.83
3	1	DX380	SLU_ENV_NL	Min	-54316.29	-16230.78	-796.48	863.17	-1234.66
3	1	DX367	SLU_ENV_NL	Min	-54833.45	-16594.77	-1181.61	-2017.40	-1234.66
3	1	DX368	SLU_ENV_NL	Min	-66510.57	-19288.76	6.04	-2017.40	1080.17
3	1	DX381	SLU_ENV_NL	Min	-62518.12	-17616.24	669.31	863.17	1080.17
5	2	DX383	SLU_ENV_NL	Max	-21161.37	-5592.48	-47.05	-807.59	1396.44
5	2	DX370	SLU_ENV_NL	Max	-24309.78	-6745.11	114.65	1834.19	1396.44
5	2	DX371	SLU_ENV_NL	Max	45333.59	13439.51	348.46	1834.19	-741.39
5	2	DX384	SLU_ENV_NL	Max	43133.77	13087.75	126.79	-807.59	-741.39
5	2	DX383	SLU_ENV_NL	Min	-25514.44	-7539.31	-452.28	-1418.39	745.07
5	2	DX370	SLU_ENV_NL	Min	-27320.03	-8680.47	-258.10	924.86	745.07
5	2	DX371	SLU_ENV_NL	Min	-7095.48	-2334.91	-84.26	924.86	-1394.31
5	2	DX384	SLU_ENV_NL	Min	-7960.44	-2095.03	-218.47	-1418.39	-1394.31
6	3	DX384	SLU_ENV_NL	Max	43133.76	13087.76	218.43	1418.44	-743.00
6	3	DX371	SLU_ENV_NL	Max	45333.53	13439.49	75.75	-932.71	-743.00
6	3	DX372	SLU_ENV_NL	Max	-24310.22	-6745.21	253.51	-932.71	1396.47
6	3	DX385	SLU_ENV_NL	Max	-21161.60	-5592.51	452.32	1418.44	1396.47
6	3	DX384	SLU_ENV_NL	Min	-6929.39	-1785.50	-121.58	803.53	-1394.33
6	3	DX371	SLU_ENV_NL	Min	-6068.60	-2027.05	-348.54	-1834.24	-1394.33
6	3	DX372	SLU_ENV_NL	Min	-28212.17	-8932.62	-114.65	-1834.24	746.70
6	3	DX385	SLU_ENV_NL	Min	-26397.15	-7787.49	56.19	803.53	746.70
8	4	DX387	SLU_ENV_NL	Max	20292.77	6572.90	-669.36	-845.42	1228.72
8	4	DX374	SLU_ENV_NL	Max	15784.41	4973.69	-8.21	2009.12	1228.72
8	4	DX375	SLU_ENV_NL	Max	123505.20	36798.79	1181.65	2009.12	-1074.93
8	4	DX388	SLU_ENV_NL	Max	122906.70	37101.44	796.56	-845.42	-1074.93
8	4	DX387	SLU_ENV_NL	Min	-62453.11	-17600.83	-750.17	-1479.53	1080.16
8	4	DX374	SLU_ENV_NL	Min	-66435.31	-19286.55	-284.26	1029.22	1080.16
8	4	DX375	SLU_ENV_NL	Min	-54833.85	-16594.90	912.78	1029.22	-1223.42
8	4	DX388	SLU_ENV_NL	Min	-54316.49	-16230.86	170.82	-1479.53	-1223.42
11	5	DX367	SLU_ENV_NL	Max	122962.36	37320.15	-1116.77	1577.48	-946.98
11	5	DX354	SLU_ENV_NL	Max	123827.62	36771.23	-421.10	-898.12	-946.98
11	5	DX355	SLU_ENV_NL	Max	8171.78	2103.92	1301.08	-898.12	1876.32
11	5	DX368	SLU_ENV_NL	Max	15128.67	4421.11	1105.07	1577.48	1876.32
11	5	DX367	SLU_ENV_NL	Min	-54221.91	-16188.90	-2005.87	1317.50	-1867.65
11	5	DX354	SLU_ENV_NL	Min	-57730.92	-17371.93	-1809.86	-2780.89	-1867.65
11	5	DX355	SLU_ENV_NL	Min	-73684.64	-23224.86	969.88	-2780.89	956.31
11	5	DX368	SLU_ENV_NL	Min	-67633.91	-20520.29	274.21	1317.50	956.31
13	6	DX370	SLU_ENV_NL	Max	-25398.72	-7327.33	199.46	-1243.48	1408.92
13	6	DX357	SLU_ENV_NL	Max	-28325.99	-9041.62	58.15	1871.41	1408.92
13	6	DX358	SLU_ENV_NL	Max	48518.39	14417.04	230.02	1871.41	-1125.53
13	6	DX371	SLU_ENV_NL	Max	46176.48	13957.72	326.27	-1243.48	-1125.53
13	6	DX370	SLU_ENV_NL	Min	-27366.76	-8083.51	-318.72	-1410.66	1131.22
13	6	DX357	SLU_ENV_NL	Min	-30039.83	-9213.80	-339.97	1386.74	1131.22
13	6	DX358	SLU_ENV_NL	Min	-4874.18	-1901.88	-213.16	1386.74	-1407.13
13	6	DX371	SLU_ENV_NL	Min	-6386.99	-1482.15	-146.85	-1410.66	-1407.13
14	7	DX371	SLU_ENV_NL	Max	46176.45	13957.72	138.19	1410.70	-1128.42
14	7	DX358	SLU_ENV_NL	Max	48518.27	14417.00	213.11	-1396.14	-1128.42
14	7	DX359	SLU_ENV_NL	Max	-28326.74	-9214.06	340.02	-1396.14	1408.94
14	7	DX372	SLU_ENV_NL	Max	-25399.21	-7609.40	313.04	1410.70	1408.94
14	7	DX371	SLU_ENV_NL	Min	-5358.81	-1173.29	-326.36	1240.87	-1407.15
14	7	DX358	SLU_ENV_NL	Min	-3847.83	-1594.39	-226.17	-1871.46	-1407.15
14	7	DX359	SLU_ENV_NL	Min	-30951.51	-9330.12	-51.32	-1871.46	1134.13
14	7	DX372	SLU_ENV_NL	Min	-28268.86	-8083.69	-199.45	1240.87	1134.13
16	8	DX374	SLU_ENV_NL	Max	15128.87	4421.16	-272.09	-1317.50	1860.18
16	8	DX361	SLU_ENV_NL	Max	8172.24	2104.05	-971.59	2766.61	1860.18
16	8	DX362	SLU_ENV_NL	Max	125417.88	37236.68	1809.75	2766.61	-946.98
16	8	DX375	SLU_ENV_NL	Max	124564.32	37834.51	2005.78	-1317.50	-946.98
16	8	DX374	SLU_ENV_NL	Min	-67539.70	-20473.16	-1105.01	-1553.96	956.31
16	8	DX361	SLU_ENV_NL	Min	-73567.28	-23193.76	-1301.04	898.12	956.31
16	8	DX362	SLU_ENV_NL	Min	-57731.07	-17371.95	409.19	898.12	-1851.33
16	8	DX375	SLU_ENV_NL	Min	-54222.30	-16189.00	1108.69	-1553.96	-1851.33
19	9	DX354	SLU_ENV_NL	Max	125353.20	38222.99	1227.01	2408.74	815.54
19	9	DX341	SLU_ENV_NL	Max	127855.49	37773.45	3040.79	1164.96	815.54
19	9	DX342	SLU_ENV_NL	Max	14854.59	2915.88	118.97	1164.96	2618.26
19	9	DX355	SLU_ENV_NL	Max	7348.53	-523.85	927.71	2408.74	2618.26
19	9	DX354	SLU_ENV_NL	Min	-57861.46	-17923.47	-261.60	-751.81	-2608.00
19	9	DX341	SLU_ENV_NL	Min	-53179.29	-15554.51	-1070.34	-3675.16	-2608.00
19	9	DX342	SLU_ENV_NL	Min	-81238.27	-23983.94	-410.63	-3675.16	-831.02
19	9	DX355	SLU_ENV_NL	Min	-73982.42	-20583.97	-2224.42	-751.81	-831.02
21	10	DX357	SLU_ENV_NL	Max	-28655.58	-8742.48	-34.28	525.53	1566.66
21	10	DX344	SLU_ENV_NL	Max	-28109.37	-7850.38	-57.05	1912.75	1566.66
21	10	DX345	SLU_ENV_NL	Max	48701.95	15024.64	5.70	1912.75	242.30
21	10	DX358	SLU_ENV_NL	Max	48697.98	14033.52	220.36	525.53	242.30
21	10	DX357	SLU_ENV_NL	Min	-30599.67	-9330.28	-35.10	-1728.68	-248.89
21	10	DX344	SLU_ENV_NL	Min	-34311.65	-11358.64	-380.81	-46.95	-248.89

21	10	DX345	SLU_ENV_NL	Min	-1842.97	-1152.05	-126.16	-46.95	-1557.72
21	10	DX358	SLU_ENV_NL	Min	-3777.51	-411.59	27.64	-1728.68	-1557.72
22	11	DX358	SLU_ENV_NL	Max	48697.87	14033.49	-27.60	1726.64	242.31
22	11	DX345	SLU_ENV_NL	Max	48701.96	15024.64	116.96	46.95	242.31
22	11	DX346	SLU_ENV_NL	Max	-28109.97	-7850.60	377.06	46.95	1570.06
22	11	DX359	SLU_ENV_NL	Max	-28656.33	-8999.31	41.93	1726.64	1570.06
22	11	DX358	SLU_ENV_NL	Min	-2749.30	-102.71	-218.18	-525.55	-1561.10
22	11	DX345	SLU_ENV_NL	Min	-818.33	-845.08	-5.63	-1922.73	-1561.10
22	11	DX346	SLU_ENV_NL	Min	-35230.71	-11621.71	57.04	-1922.73	-248.90
22	11	DX359	SLU_ENV_NL	Min	-31503.29	-9330.54	35.06	-525.55	-248.90
24	12	DX361	SLU_ENV_NL	Max	7349.01	-523.62	2224.32	751.81	2597.01
24	12	DX348	SLU_ENV_NL	Max	14854.87	2916.06	410.63	3654.75	2597.01
24	12	DX349	SLU_ENV_NL	Max	129417.90	38206.67	1063.53	3654.75	815.54
24	12	DX362	SLU_ENV_NL	Max	126945.45	38720.31	253.07	751.81	815.54
24	12	DX361	SLU_ENV_NL	Min	-73852.28	-20535.49	-930.57	-2379.42	-831.02
24	12	DX348	SLU_ENV_NL	Min	-81087.36	-23959.00	-120.10	-1164.96	-831.02
24	12	DX349	SLU_ENV_NL	Min	-53179.66	-15554.63	-3040.66	-1164.96	-2586.52
24	12	DX362	SLU_ENV_NL	Min	-57861.61	-17923.53	-1226.97	-2379.42	-2586.52
27	13	DX341	SLU_ENV_NL	Max	129962.07	39887.64	2313.88	3347.06	1366.02
27	13	DX328	SLU_ENV_NL	Max	132226.28	38829.69	516.24	1824.11	1366.02
27	13	DX329	SLU_ENV_NL	Max	22759.84	9610.15	1260.98	1824.11	3467.22
27	13	DX342	SLU_ENV_NL	Max	16344.81	6156.37	629.32	3347.06	3467.22
27	13	DX341	SLU_ENV_NL	Min	-54076.86	-16819.50	-1474.30	-1372.39	-3450.89
27	13	DX328	SLU_ENV_NL	Min	-52501.21	-15078.05	-842.64	-4706.34	-3450.89
27	13	DX329	SLU_ENV_NL	Min	-93328.36	-29552.73	-1609.25	-4706.34	-1379.87
27	13	DX342	SLU_ENV_NL	Min	-82860.83	-24484.75	188.38	-1372.39	-1379.87
29	14	DX344	SLU_ENV_NL	Max	-28346.13	-8680.12	112.72	937.20	2052.47
29	14	DX331	SLU_ENV_NL	Max	-26728.00	-7302.21	100.48	2502.37	2052.47
29	14	DX332	SLU_ENV_NL	Max	47726.38	14999.99	347.49	2502.37	598.90
29	14	DX345	SLU_ENV_NL	Max	48152.92	13828.56	30.24	937.20	598.90
29	14	DX344	SLU_ENV_NL	Min	-34379.74	-9273.64	-450.81	-2267.85	-607.28
29	14	DX331	SLU_ENV_NL	Min	-39199.44	-12130.02	33.51	-468.59	-607.28
29	14	DX332	SLU_ENV_NL	Min	2340.55	-238.62	-48.97	-468.59	-2040.42
29	14	DX345	SLU_ENV_NL	Min	-375.99	832.39	-203.80	-2267.85	-2040.42
30	15	DX345	SLU_ENV_NL	Max	48152.92	13828.56	193.10	2267.85	598.92
30	15	DX332	SLU_ENV_NL	Max	47726.53	15000.03	49.02	468.61	598.92
30	15	DX333	SLU_ENV_NL	Max	-26728.35	-7302.29	-33.56	468.61	2057.70
30	15	DX346	SLU_ENV_NL	Max	-28346.71	-8970.58	447.23	2267.85	2057.70
30	15	DX345	SLU_ENV_NL	Min	651.17	1141.26	-30.16	-937.23	-2045.61
30	15	DX332	SLU_ENV_NL	Min	3361.94	67.07	-344.43	-2514.56	-2045.61
30	15	DX333	SLU_ENV_NL	Min	-40148.98	-12432.39	-90.30	-2514.56	-607.29
30	15	DX346	SLU_ENV_NL	Min	-35308.97	-9273.79	-112.75	-937.23	-607.29
32	16	DX348	SLU_ENV_NL	Max	16345.02	6156.30	-188.29	1372.39	3440.83
32	16	DX335	SLU_ENV_NL	Max	22760.14	9610.11	1609.21	4679.68	3440.83
32	16	DX336	SLU_ENV_NL	Max	133746.89	39261.41	841.07	4679.68	1366.02
32	16	DX349	SLU_ENV_NL	Max	131540.05	40405.23	1473.97	1372.39	1366.02
32	16	DX348	SLU_ENV_NL	Min	-82683.71	-24404.88	-635.51	-3311.90	-1379.87
32	16	DX335	SLU_ENV_NL	Min	-93147.63	-29507.23	-1268.41	-1824.11	-1379.87
32	16	DX336	SLU_ENV_NL	Min	-52501.48	-15078.11	-516.34	-1824.11	-3424.18
32	16	DX349	SLU_ENV_NL	Min	-54077.22	-16819.60	-2313.84	-3311.90	-3424.18
35	17	DX328	SLU_ENV_NL	Max	134900.76	41593.72	211.22	4083.83	1721.09
35	17	DX315	SLU_ENV_NL	Max	139203.98	40690.64	1810.31	2255.93	1721.09
35	17	DX316	SLU_ENV_NL	Max	28103.27	7438.68	412.98	2255.93	4147.59
35	17	DX329	SLU_ENV_NL	Max	21739.62	3733.49	1073.03	4083.83	4147.59
35	17	DX328	SLU_ENV_NL	Min	-53833.02	-17041.49	-558.26	-1767.78	-4130.36
35	17	DX315	SLU_ENV_NL	Min	-53754.65	-15382.60	-1218.31	-5552.57	-4130.36
35	17	DX316	SLU_ENV_NL	Min	-105376.10	-31861.81	213.12	-5552.57	-1735.39
35	17	DX329	SLU_ENV_NL	Min	-94197.77	-26299.87	-1385.96	-1767.78	-1735.39
37	18	DX331	SLU_ENV_NL	Max	-27007.23	-9235.53	72.45	1051.00	2285.67
37	18	DX318	SLU_ENV_NL	Max	-25308.15	-6650.37	-25.90	2804.72	2285.67
37	18	DX319	SLU_ENV_NL	Max	46372.19	14671.29	-16.10	2804.72	702.43
37	18	DX332	SLU_ENV_NL	Max	46867.76	13140.48	359.93	1051.00	702.43
37	18	DX331	SLU_ENV_NL	Min	-39968.96	-11223.02	13.25	-2505.03	-713.40
37	18	DX318	SLU_ENV_NL	Min	-45368.30	-15516.68	-514.86	-599.14	-713.40
37	18	DX319	SLU_ENV_NL	Min	6990.56	981.93	-227.38	-599.14	-2270.15
37	18	DX332	SLU_ENV_NL	Min	4207.35	2511.98	23.04	-2505.03	-2270.15
38	19	DX332	SLU_ENV_NL	Max	46867.88	13140.51	-23.05	2505.90	702.45
38	19	DX319	SLU_ENV_NL	Max	46372.24	14671.30	217.53	599.17	702.45
38	19	DX320	SLU_ENV_NL	Max	-25308.46	-6650.46	509.91	599.17	2291.67
38	19	DX333	SLU_ENV_NL	Max	-27007.57	-9235.64	-13.24	2505.90	2291.67
38	19	DX332	SLU_ENV_NL	Min	5232.08	2820.11	-355.98	-1051.04	-2276.12
38	19	DX319	SLU_ENV_NL	Min	8017.62	1289.33	16.10	-2817.86	-2276.12
38	19	DX320	SLU_ENV_NL	Min	-46329.05	-15789.66	25.91	-2817.86	-713.42
38	19	DX333	SLU_ENV_NL	Min	-40909.96	-11488.24	-63.60	-1051.04	-713.42
40	20	DX335	SLU_ENV_NL	Max	21740.01	3733.74	1385.92	1767.78	4115.31
40	20	DX322	SLU_ENV_NL	Max	28103.77	7438.97	-213.03	5518.75	4115.31
40	20	DX323	SLU_ENV_NL	Max	140652.53	41078.87	1218.39	5518.75	1721.10
40	20	DX336	SLU_ENV_NL	Max	136426.54	42082.98	560.18	1767.78	1721.10
40	20	DX335	SLU_ENV_NL	Min	-93996.85	-26227.39	-1081.46	-4042.04	-1735.39
40	20	DX322	SLU_ENV_NL	Min	-105171.95	-31830.69	-423.25	-2255.93	-1735.39
40	20	DX323	SLU_ENV_NL	Min	-53754.82	-15382.66	-1810.28	-2255.93	-4097.70



40	20	DX336	SLU_ENV_NL	Min	-53833.30	-17041.59	-211.32	-4042.04	-4097.70
42	845	DX23	SLU_ENV_NL	Max	177876.27	53317.91	2056.20	1667.23	102.55
42	845	DX36	SLU_ENV_NL	Max	185043.85	55558.13	3212.37	1225.12	102.55
42	845	SX36	SLU_ENV_NL	Max	146153.02	43861.69	-484.55	1225.12	265.75
42	845	SX23	SLU_ENV_NL	Max	139841.14	41936.56	-1640.72	1667.23	265.75
42	845	DX23	SLU_ENV_NL	Min	-234885.63	-70446.85	356.45	-1351.60	-255.94
42	845	DX36	SLU_ENV_NL	Min	-228364.36	-68528.15	-2152.89	-1186.66	-255.94
42	845	SX36	SLU_ENV_NL	Min	-241557.44	-72515.07	-5813.52	-1186.66	-92.08
42	845	SX23	SLU_ENV_NL	Min	-249286.22	-74738.03	-3304.17	-1351.60	-92.08
43	21	DX315	SLU_ENV_NL	Max	142368.04	44087.29	2004.40	4662.56	1993.48
43	21	DX302	SLU_ENV_NL	Max	145985.60	42482.87	456.48	2604.99	1993.48
43	21	DX303	SLU_ENV_NL	Max	37147.56	13991.18	1489.95	2604.99	4705.07
43	21	DX316	SLU_ENV_NL	Max	29608.48	9484.55	831.86	4662.56	4705.07
43	21	DX315	SLU_ENV_NL	Min	-55283.10	-17505.94	-1655.15	-2056.53	-4682.12
43	21	DX302	SLU_ENV_NL	Min	-54843.70	-15472.55	-997.06	-6265.09	-4682.12
43	21	DX303	SLU_ENV_NL	Min	-121099.98	-38377.78	-1531.88	-6265.09	-2010.90
43	21	DX316	SLU_ENV_NL	Min	-107373.77	-31370.53	16.04	-2056.53	-2010.90
44	846	DX36	SLU_ENV_NL	Max	184704.26	55236.74	2883.28	2282.51	456.71
44	846	DX49	SLU_ENV_NL	Max	196648.15	59168.99	2721.97	596.07	456.71
44	846	SX49	SLU_ENV_NL	Max	162191.46	48734.05	-3120.94	596.07	1003.44
44	846	SX36	SLU_ENV_NL	Max	146006.77	43725.42	-2959.63	2282.51	1003.44
44	846	DX36	SLU_ENV_NL	Min	-228215.20	-68382.19	-2055.41	-1644.84	-986.57
44	846	DX49	SLU_ENV_NL	Min	-211069.13	-63403.11	-3968.82	-887.46	-986.57
44	846	SX49	SLU_ENV_NL	Min	-227130.70	-68318.68	-10491.58	-887.46	-437.00
44	846	SX36	SLU_ENV_NL	Min	-241215.28	-72185.12	-8578.17	-1644.84	-437.00
45	22	DX318	SLU_ENV_NL	Max	-25624.22	-8748.28	12.27	987.82	2302.12
45	22	DX305	SLU_ENV_NL	Max	-23835.70	-6041.37	132.87	2854.15	2302.12
45	22	DX306	SLU_ENV_NL	Max	45051.60	14510.13	386.99	2854.15	655.12
45	22	DX319	SLU_ENV_NL	Max	45467.76	12700.88	5.92	987.82	655.12
45	22	DX318	SLU_ENV_NL	Min	-45216.47	-11344.33	-491.21	-2491.38	-667.16
45	22	DX305	SLU_ENV_NL	Min	-50781.77	-16025.86	-15.06	-553.28	-667.16
45	22	DX306	SLU_ENV_NL	Min	11830.80	2138.88	-21.42	-553.28	-2284.39
45	22	DX319	SLU_ENV_NL	Min	9029.09	4110.77	-237.10	-2491.38	-2284.39
46	23	DX319	SLU_ENV_NL	Max	45467.80	12700.89	223.46	2495.46	655.14
46	23	DX306	SLU_ENV_NL	Max	45051.73	14510.17	21.46	553.30	655.14
46	23	DX307	SLU_ENV_NL	Max	-23835.80	-6041.40	15.02	553.30	2311.01
46	23	DX320	SLU_ENV_NL	Max	-25624.51	-8748.37	488.73	2495.46	2311.01
46	23	DX319	SLU_ENV_NL	Min	10060.55	4421.39	-5.87	-987.86	-2293.22
46	23	DX306	SLU_ENV_NL	Min	12855.31	2445.05	-382.58	-2870.77	-2293.22
46	23	DX307	SLU_ENV_NL	Min	-51790.02	-16351.72	-117.31	-2870.77	-667.18
46	23	DX320	SLU_ENV_NL	Min	-46191.08	-11652.04	-12.31	-987.86	-667.18
48	24	DX322	SLU_ENV_NL	Max	29608.89	9484.56	-16.04	2056.53	4668.35
48	24	DX309	SLU_ENV_NL	Max	37147.75	13991.12	1531.76	6225.74	4668.35
48	24	DX310	SLU_ENV_NL	Max	147341.87	42855.20	1011.02	6225.74	1993.48
48	24	DX323	SLU_ENV_NL	Max	143833.49	44579.68	1663.42	2056.53	1993.48
48	24	DX322	SLU_ENV_NL	Min	-107131.17	-31259.01	-848.99	-4615.91	-2010.91
48	24	DX309	SLU_ENV_NL	Min	-120876.45	-38317.64	-1501.39	-2605.00	-2010.91
48	24	DX310	SLU_ENV_NL	Min	-54844.11	-15472.66	-456.46	-2605.00	-4644.95
48	24	DX323	SLU_ENV_NL	Min	-55283.26	-17505.97	-2004.26	-4615.91	-4644.95
51	25	DX302	SLU_ENV_NL	Max	149553.43	46454.40	720.48	5020.89	2477.20
51	25	DX289	SLU_ENV_NL	Max	154685.48	44889.71	2584.55	3198.69	2477.20
51	25	DX290	SLU_ENV_NL	Max	46093.45	12829.31	780.14	3198.69	5074.35
51	25	DX303	SLU_ENV_NL	Max	36278.77	7490.20	1275.77	5020.89	5074.35
51	25	DX302	SLU_ENV_NL	Min	-56763.97	-18268.43	-790.10	-2593.06	-5051.11
51	25	DX289	SLU_ENV_NL	Min	-56184.42	-15768.76	-1285.73	-6766.19	-5051.11
51	25	DX290	SLU_ENV_NL	Min	-136316.92	-41673.94	-73.30	-6766.19	-2498.09
51	25	DX303	SLU_ENV_NL	Min	-122318.90	-34519.61	-1937.37	-2593.06	-2498.09
53	26	DX305	SLU_ENV_NL	Max	-24310.82	-8688.15	260.49	1073.74	2002.73
53	26	DX292	SLU_ENV_NL	Max	-22261.10	-5243.78	94.03	2535.83	2002.73
53	26	DX293	SLU_ENV_NL	Max	43780.91	14225.18	43.77	2535.83	734.75
53	26	DX306	SLU_ENV_NL	Max	43958.16	11928.38	443.27	1073.74	734.75
53	26	DX305	SLU_ENV_NL	Min	-51316.65	-14392.43	24.16	-2108.91	-750.05
53	26	DX292	SLU_ENV_NL	Min	-56208.51	-19452.53	-544.31	-656.79	-750.05
53	26	DX293	SLU_ENV_NL	Min	16030.59	3312.46	-361.53	-656.79	-1982.51
53	26	DX306	SLU_ENV_NL	Min	13966.57	5841.76	-26.10	-2108.91	-1982.51
54	27	DX306	SLU_ENV_NL	Max	43958.27	11928.41	26.09	2114.80	734.78
54	27	DX293	SLU_ENV_NL	Max	43780.93	14225.19	340.47	656.82	734.78
54	27	DX294	SLU_ENV_NL	Max	-22261.16	-5243.81	536.83	656.82	2013.23
54	27	DX307	SLU_ENV_NL	Max	-24310.91	-8688.20	-24.15	2114.80	2013.23
54	27	DX306	SLU_ENV_NL	Min	14996.93	6152.08	-439.96	-1073.78	-1992.96
54	27	DX293	SLU_ENV_NL	Min	17057.97	3619.46	-43.76	-2554.43	-1992.96
54	27	DX294	SLU_ENV_NL	Min	-57248.17	-19737.15	-94.01	-2554.43	-750.08
54	27	DX307	SLU_ENV_NL	Min	-52312.80	-14662.58	-243.60	-1073.78	-750.08
56	28	DX309	SLU_ENV_NL	Max	36279.03	7490.35	1937.43	2593.06	5031.86
56	28	DX296	SLU_ENV_NL	Max	46094.08	12829.59	73.43	6719.74	5031.86
56	28	DX297	SLU_ENV_NL	Max	155927.70	45208.17	1286.61	6719.74	2477.20
56	28	DX310	SLU_ENV_NL	Max	150915.64	46902.05	804.82	2593.06	2477.20
56	28	DX309	SLU_ENV_NL	Min	-122073.78	-34443.00	-1285.29	-4967.85	-2498.10
56	28	DX296	SLU_ENV_NL	Min	-136080.04	-41651.30	-803.50	-3198.70	-2498.10
56	28	DX297	SLU_ENV_NL	Min	-56184.48	-15768.78	-2584.63	-3198.70	-5008.13
56	28	DX310	SLU_ENV_NL	Min	-56764.40	-18268.57	-720.64	-4967.85	-5008.13



Autorità Portuale di Taranto
Interventi per il dragaggio di 2,3 M³ di sedimenti in area Molo Polisettoriale e per la realizzazione di un primo lotto della cassa di colmata funzionale all'ampliamento del V Sporgente del Porto di Taranto

Allegati alla relazione di calcolo strutturale allineamento "BC"

Data 05/2016
Rev. B
c.d.c.: C296A
514B



59	29	DX289	SLU_ENV_NL	Max	158598.70	49431.24	2788.97	5325.97	2936.03
59	29	DX276	SLU_ENV_NL	Max	168001.89	48574.66	1369.74	3779.27	2936.03
59	29	DX277	SLU_ENV_NL	Max	59410.51	21581.30	1033.07	3779.27	5404.43
59	29	DX290	SLU_ENV_NL	Max	48031.25	14933.61	-295.38	5325.97	5404.43
59	29	DX289	SLU_ENV_NL	Min	-58422.44	-18873.78	-148.59	-3086.49	-5383.61
59	29	DX276	SLU_ENV_NL	Min	-57562.42	-15833.64	872.64	-7232.44	-5383.61
59	29	DX277	SLU_ENV_NL	Min	-149487.27	-48279.28	-2211.71	-7232.44	-2961.85
59	29	DX290	SLU_ENV_NL	Min	-138762.70	-41323.98	-485.26	-3086.49	-2961.85
61	30	DX292	SLU_ENV_NL	Max	-22955.91	-8615.88	77.87	977.07	1491.38
61	30	DX279	SLU_ENV_NL	Max	-20966.96	-4872.69	464.75	1961.17	1491.38
61	30	DX280	SLU_ENV_NL	Max	42513.06	14204.28	432.91	1961.17	657.77
61	30	DX293	SLU_ENV_NL	Max	42626.53	11433.28	103.02	977.07	657.77
61	30	DX292	SLU_ENV_NL	Min	-55329.13	-13774.68	-338.91	-1489.70	-675.13
61	30	DX279	SLU_ENV_NL	Min	-59112.40	-18809.10	-127.09	-576.41	-675.13
61	30	DX280	SLU_ENV_NL	Min	19426.33	3976.19	-101.93	-576.41	-1469.50
61	30	DX293	SLU_ENV_NL	Min	18005.93	7150.36	-370.76	-1489.70	-1469.50
62	31	DX293	SLU_ENV_NL	Max	42626.52	11433.28	346.50	1500.93	657.79
62	31	DX280	SLU_ENV_NL	Max	42513.13	14204.30	101.96	576.44	657.79
62	31	DX281	SLU_ENV_NL	Max	-20966.81	-4872.62	127.04	576.44	1506.70
62	31	DX294	SLU_ENV_NL	Max	-22955.95	-8615.86	333.47	1500.93	1506.70
62	31	DX293	SLU_ENV_NL	Min	19041.06	7462.87	-102.97	-977.11	-1484.73
62	31	DX280	SLU_ENV_NL	Min	20452.36	4282.03	-429.16	-1985.59	-1484.73
62	31	DX281	SLU_ENV_NL	Min	-60234.42	-19181.56	-442.19	-1985.59	-675.15
62	31	DX294	SLU_ENV_NL	Min	-56392.72	-14118.77	-77.89	-977.11	-675.15
64	32	DX296	SLU_ENV_NL	Max	48031.84	14933.76	491.48	3086.50	5357.96
64	32	DX283	SLU_ENV_NL	Max	59410.80	21581.33	2211.60	7180.95	5357.96
64	32	DX284	SLU_ENV_NL	Max	169232.67	48901.04	-872.55	7180.95	2936.05
64	32	DX297	SLU_ENV_NL	Max	159857.56	49867.75	120.74	3086.50	2936.05
64	32	DX296	SLU_ENV_NL	Min	-138476.70	-41200.23	295.31	-5268.82	-2961.87
64	32	DX283	SLU_ENV_NL	Min	-149110.87	-48181.55	-1024.15	-3779.28	-2961.87
64	32	DX284	SLU_ENV_NL	Min	-57562.84	-15833.77	-1394.88	-3779.28	-5336.77
64	32	DX297	SLU_ENV_NL	Min	-58422.50	-18873.79	-2788.83	-5268.82	-5336.77
67	33	DX276	SLU_ENV_NL	Max	214741.45	66534.46	2107.64	4359.35	2755.04
67	33	DX263	SLU_ENV_NL	Max	225144.57	65473.04	1842.11	3814.72	2755.04
67	33	DX264	SLU_ENV_NL	Max	81649.78	24146.41	32.77	3814.72	5121.88
67	33	DX277	SLU_ENV_NL	Max	73411.43	18699.69	-173.37	4359.35	5121.88
67	33	DX276	SLU_ENV_NL	Min	-74869.92	-24077.15	304.47	-2632.51	-5100.47
67	33	DX263	SLU_ENV_NL	Min	-75086.09	-21029.21	1199.88	-7540.52	-5100.47
67	33	DX264	SLU_ENV_NL	Min	-193148.68	-58619.69	-1081.13	-7540.52	-2783.33
67	33	DX277	SLU_ENV_NL	Min	-187725.34	-53255.77	-1504.87	-2632.51	-2783.33
69	34	DX279	SLU_ENV_NL	Max	-26910.93	-9320.11	917.97	590.14	971.28
69	34	DX266	SLU_ENV_NL	Max	-25925.60	-5602.09	167.54	1508.34	971.28
69	34	DX267	SLU_ENV_NL	Max	52579.84	17184.30	250.37	1508.34	233.22
69	34	DX280	SLU_ENV_NL	Max	51751.32	14010.47	673.18	590.14	233.22
69	34	DX279	SLU_ENV_NL	Min	-73920.63	-21407.02	-268.38	-721.26	-256.18
69	34	DX266	SLU_ENV_NL	Min	-75950.50	-26476.45	-474.63	19.74	-256.18
69	34	DX267	SLU_ENV_NL	Min	26536.55	6096.40	-719.42	19.74	-941.73
69	34	DX280	SLU_ENV_NL	Min	26422.64	9897.93	-185.55	-721.26	-941.73
70	35	DX280	SLU_ENV_NL	Max	51751.38	14010.48	185.48	729.78	233.24
70	35	DX267	SLU_ENV_NL	Max	52579.70	17184.26	695.98	-19.72	233.24
70	35	DX268	SLU_ENV_NL	Max	-25925.56	-5602.09	465.78	-19.72	987.63
70	35	DX281	SLU_ENV_NL	Max	-26910.74	-9320.07	268.42	729.78	987.63
70	35	DX280	SLU_ENV_NL	Min	27716.00	10288.52	-665.10	-590.17	-958.00
70	35	DX267	SLU_ENV_NL	Min	27829.75	6481.78	-250.43	-1537.85	-958.00
70	35	DX268	SLU_ENV_NL	Min	-77386.14	-26872.58	-167.49	-1537.85	-256.20
70	35	DX281	SLU_ENV_NL	Min	-75305.03	-21784.45	-895.30	-590.17	-256.20
72	36	DX283	SLU_ENV_NL	Max	73411.81	18699.79	1504.96	2632.52	5073.45
72	36	DX270	SLU_ENV_NL	Max	81650.54	24146.64	1077.35	7487.60	5073.45
72	36	DX271	SLU_ENV_NL	Max	226602.67	65853.16	-1200.24	7487.60	2755.04
72	36	DX284	SLU_ENV_NL	Max	216281.69	67032.36	-304.59	2632.52	2755.04
72	36	DX283	SLU_ENV_NL	Min	-187211.68	-53073.78	160.66	-4298.87	-2783.34
72	36	DX270	SLU_ENV_NL	Min	-192613.56	-58487.84	-32.68	-3814.74	-2783.34
72	36	DX271	SLU_ENV_NL	Min	-75086.28	-21029.26	-1842.23	-3814.74	-5051.48
72	36	DX284	SLU_ENV_NL	Min	-74870.46	-24077.33	-2116.93	-4298.87	-5051.48
75	37	DX263	SLU_ENV_NL	Max	230404.95	71785.08	2282.79	5964.63	3729.87
75	37	DX250	SLU_ENV_NL	Max	237113.66	68515.67	899.01	5013.36	3729.87
75	37	DX251	SLU_ENV_NL	Max	95275.43	31984.11	949.52	5013.36	6597.07
75	37	DX264	SLU_ENV_NL	Max	83671.22	24666.32	638.54	5964.63	6597.07
75	37	DX263	SLU_ENV_NL	Min	-78267.77	-25416.60	-418.90	-3714.34	-6556.64
75	37	DX250	SLU_ENV_NL	Min	-77940.28	-21440.95	-107.91	-9347.64	-6556.64
75	37	DX251	SLU_ENV_NL	Min	-209431.61	-65387.48	-1924.81	-9347.64	-3767.49
75	37	DX264	SLU_ENV_NL	Min	-195885.47	-56519.76	-541.02	-3714.34	-3767.49
77	38	DX266	SLU_ENV_NL	Max	-27402.01	-10704.38	129.78	367.00	808.75
77	38	DX253	SLU_ENV_NL	Max	-26654.67	-6588.50	1134.13	1323.06	808.75
77	38	DX254	SLU_ENV_NL	Max	52594.83	17534.88	697.95	1323.06	38.45
77	38	DX267	SLU_ENV_NL	Max	51495.28	13750.03	301.45	367.00	38.45
77	38	DX266	SLU_ENV_NL	Min	-73876.45	-18029.15	-321.71	-523.14	-64.77
77	38	DX253	SLU_ENV_NL	Min	-75544.87	-23608.72	-405.77	246.69	-64.77
77	38	DX254	SLU_ENV_NL	Min	28350.59	6208.17	-234.10	246.69	-775.31
77	38	DX267	SLU_ENV_NL	Min	28368.18	10668.08	-757.89	-523.14	-775.31
78	39	DX267	SLU_ENV_NL	Max	51495.13	13749.98	730.39	543.20	38.47



Autorità Portuale di Taranto

Interventi per il dragaggio di 2,3 M m³ di sedimenti in area Molo Polisettoriale e per la realizzazione di un primo lotto della cassa di colmata funzionale all'ampliamento del V Sporgente del Porto di Taranto

Allegati alla relazione di calcolo strutturale allineamento "BC"

Data 05/2016

Rev. B

c.d.c.: C296A
514B

78	39	DX254	SLU_ENV_NL	Max	52594.63	17534.83	234.07	-246.67	38.47
78	39	DX255	SLU_ENV_NL	Max	-26654.61	-6588.46	405.75	-246.67	835.42
78	39	DX268	SLU_ENV_NL	Max	-27401.95	-10704.34	316.76	543.20	835.42
78	39	DX267	SLU_ENV_NL	Min	29677.08	11065.14	-301.46	-367.02	-801.82
78	39	DX254	SLU_ENV_NL	Min	29655.87	6595.36	-691.96	-1364.99	-801.82
78	39	DX255	SLU_ENV_NL	Min	-77093.71	-24116.12	-1105.59	-1364.99	-64.79
78	39	DX268	SLU_ENV_NL	Min	-75346.69	-18500.07	-129.78	-367.02	-64.79
79	847	DX49	SLU_ENV_NL	Max	195909.33	58465.94	771.16	2891.54	961.09
79	847	DX62	SLU_ENV_NL	Max	197014.38	59411.18	974.92	-42.86	961.09
79	847	SX62	SLU_ENV_NL	Max	162484.96	48914.78	-2040.27	-42.86	1735.15
79	847	SX49	SLU_ENV_NL	Max	161811.56	48374.18	-2244.03	2891.54	1735.15
79	847	DX49	SLU_ENV_NL	Min	-210686.64	-63034.61	-6865.89	-2069.90	-1727.45
79	847	DX62	SLU_ENV_NL	Min	-207953.20	-62557.34	-8341.92	-446.99	-1727.45
79	847	SX62	SLU_ENV_NL	Min	-221559.68	-66777.01	-10331.75	-446.99	-953.94
79	847	SX49	SLU_ENV_NL	Min	-226389.51	-67607.74	-8855.72	-2069.90	-953.94
80	40	DX270	SLU_ENV_NL	Max	83672.00	24666.60	540.93	3714.36	6538.24
80	40	DX257	SLU_ENV_NL	Max	95275.98	31984.31	1924.76	9281.82	6538.24
80	40	DX258	SLU_ENV_NL	Max	238394.78	68854.44	135.39	9281.82	3729.89
80	40	DX271	SLU_ENV_NL	Max	231872.28	72290.06	445.84	3714.36	3729.89
80	40	DX270	SLU_ENV_NL	Min	-195295.10	-56297.86	-667.06	-5892.52	-3767.51
80	40	DX257	SLU_ENV_NL	Min	-208898.38	-65251.24	-977.51	-5013.39	-3767.51
80	40	DX258	SLU_ENV_NL	Min	-77940.79	-21441.11	-898.90	-5013.39	-6496.97
80	40	DX271	SLU_ENV_NL	Min	-78267.98	-25416.67	-2282.73	-5892.52	-6496.97
81	894	SX187	SLU_ENV_NL	Max	27403.13	10119.14	18733.12	20098.00	20666.57
81	894	SX173	SLU_ENV_NL	Max	74449.44	20436.63	133021.97	19277.16	20666.57
81	894	DX173	SLU_ENV_NL	Max	68508.57	18771.51	134369.17	19277.16	22032.91
81	894	DX187	SLU_ENV_NL	Max	23103.80	8712.20	20080.33	20098.00	22032.91
81	894	SX187	SLU_ENV_NL	Min	-36063.13	-12596.96	-29976.96	-18850.59	-22043.10
81	894	SX173	SLU_ENV_NL	Min	-61218.59	-16587.55	-136057.26	-20546.96	-22043.10
81	894	DX173	SLU_ENV_NL	Min	-62565.18	-16873.70	-132756.92	-20546.96	-20679.73
81	894	DX187	SLU_ENV_NL	Min	-34392.83	-12213.70	-26676.62	-18850.59	-20679.73
83	41	DX250	SLU_ENV_NL	Max	243225.02	75694.08	1376.12	6462.90	4735.27
83	41	DX237	SLU_ENV_NL	Max	252051.63	72953.71	3106.36	6254.90	4735.27
83	41	DX238	SLU_ENV_NL	Max	111162.53	33116.27	561.01	6254.90	7124.03
83	41	DX251	SLU_ENV_NL	Max	95569.95	24781.88	639.19	6462.90	7124.03
83	41	DX250	SLU_ENV_NL	Min	-82021.47	-26860.95	129.43	-4819.71	-7086.86
83	41	DX237	SLU_ENV_NL	Min	-81533.31	-22318.92	51.24	-10080.05	-7086.86
83	41	DX238	SLU_ENV_NL	Min	-225842.14	-69604.70	-931.40	-10080.05	-4778.16
83	41	DX251	SLU_ENV_NL	Min	-212129.15	-61186.46	-2661.64	-4819.71	-4778.16
85	42	DX253	SLU_ENV_NL	Max	-27660.16	-9576.86	1498.87	1096.34	274.74
85	42	DX240	SLU_ENV_NL	Max	-27542.19	-5344.29	298.67	647.03	274.74
85	42	DX241	SLU_ENV_NL	Max	53467.77	17708.29	442.76	647.03	612.29
85	42	DX254	SLU_ENV_NL	Max	51563.33	13733.29	875.07	1096.34	612.29
85	42	DX253	SLU_ENV_NL	Min	-75103.62	-22162.78	-438.77	-25.25	-581.67
85	42	DX240	SLU_ENV_NL	Min	-73917.01	-26895.96	-508.09	-295.21	-581.67
85	42	DX241	SLU_ENV_NL	Min	27690.62	6408.04	-1131.88	-295.21	-302.09
85	42	DX254	SLU_ENV_NL	Min	29740.72	10866.85	-294.69	-25.25	-302.09
86	43	DX254	SLU_ENV_NL	Max	51563.12	13733.23	294.63	25.24	578.07
86	43	DX241	SLU_ENV_NL	Max	53467.44	17708.19	1098.38	243.89	578.07
86	43	DX242	SLU_ENV_NL	Max	-27542.25	-5344.35	509.75	243.89	274.73
86	43	DX255	SLU_ENV_NL	Max	-27660.12	-9576.89	438.78	25.24	274.73
86	43	DX254	SLU_ENV_NL	Min	31068.55	11270.51	-874.31	-1067.73	-302.07
86	43	DX241	SLU_ENV_NL	Min	29014.28	6799.81	-442.79	-647.02	-302.07
86	43	DX242	SLU_ENV_NL	Min	-75574.88	-27354.91	-298.64	-647.02	-547.29
86	43	DX255	SLU_ENV_NL	Min	-76644.40	-22584.66	-1462.93	-1067.73	-547.29
87	895	DX175	SLU_ENV_NL	Max	19329.73	5914.41	68543.10	1134.12	1341.52
87	895	SX175	SLU_ENV_NL	Max	11604.49	3540.00	68035.90	1134.12	675.24
87	895	SX187	SLU_ENV_NL	Max	21660.37	6439.45	108558.86	723.18	675.24
87	895	DX187	SLU_ENV_NL	Max	22394.78	6602.94	109066.06	723.18	1341.52
87	895	DX175	SLU_ENV_NL	Min	-33263.96	-10036.14	-62528.68	-515.36	-667.85
87	895	SX175	SLU_ENV_NL	Min	-23925.14	-7292.98	-59467.82	-515.36	-1341.26
87	895	SX187	SLU_ENV_NL	Min	-25438.44	-7516.09	-95013.13	-1339.82	-1341.26
87	895	DX187	SLU_ENV_NL	Min	-25500.15	-7593.09	-98073.99	-1339.82	-667.85
88	44	DX257	SLU_ENV_NL	Max	95570.48	24781.97	2661.70	4819.74	7055.43
88	44	DX244	SLU_ENV_NL	Max	111163.23	33116.44	931.41	10002.04	7055.43
88	44	DX245	SLU_ENV_NL	Max	253102.89	73209.00	-11.38	10002.04	4735.29
88	44	DX258	SLU_ENV_NL	Max	244498.67	76121.17	-93.89	4819.74	4735.29
88	44	DX257	SLU_ENV_NL	Min	-211540.61	-60979.10	-671.62	-6380.21	-4778.18
88	44	DX244	SLU_ENV_NL	Min	-225313.80	-69481.97	-589.11	-6254.93	-4778.18
88	44	DX245	SLU_ENV_NL	Min	-81533.72	-22319.02	-3106.43	-6254.93	-7017.41
88	44	DX258	SLU_ENV_NL	Min	-82021.99	-26861.11	-1376.14	-6380.21	-7017.41
89	896	DX179	SLU_ENV_NL	Max	68295.04	18713.22	131511.57	20547.19	22033.15
89	896	SX179	SLU_ENV_NL	Max	74449.78	20436.71	134844.03	20547.19	20599.05
89	896	SX191	SLU_ENV_NL	Max	27402.86	10119.08	28814.83	18790.45	20599.05
89	896	DX191	SLU_ENV_NL	Max	22691.50	8582.74	25482.37	18790.45	22033.15
89	896	DX179	SLU_ENV_NL	Min	-62565.09	-16873.66	-134369.93	-19213.04	-20612.50
89	896	SX179	SLU_ENV_NL	Min	-60434.14	-16358.05	-133022.70	-19213.04	-22043.34
89	896	SX191	SLU_ENV_NL	Min	-35707.40	-12484.41	-18732.45	-20098.22	-22043.34
89	896	DX191	SLU_ENV_NL	Min	-34392.51	-12213.63	-20079.68	-20098.22	-20612.50
91	45	DX237	SLU_ENV_NL	Max	258474.12	80262.19	3061.44	6700.77	5912.61
91	45	DX224	SLU_ENV_NL	Max	262830.50	76130.61	1030.80	7725.08	5912.61

91	45	DX225	SLU_ENV_NL	Max	132384.98	43845.12	2012.24	7725.08	7442.79
91	45	DX238	SLU_ENV_NL	Max	114732.16	34674.17	2024.39	6700.77	7442.79
91	45	DX237	SLU_ENV_NL	Min	-86420.08	-28267.27	-1605.05	-6093.22	-7396.18
91	45	DX224	SLU_ENV_NL	Min	-87493.57	-23895.99	-1617.21	-10573.34	-7396.18
91	45	DX225	SLU_ENV_NL	Min	-248687.42	-76398.46	-3105.77	-10573.34	-5957.72
91	45	DX238	SLU_ENV_NL	Min	-229152.26	-66538.65	-1075.13	-6093.22	-5957.72
93	46	DX240	SLU_ENV_NL	Max	-29796.44	-11639.37	166.30	3385.20	816.89
93	46	DX227	SLU_ENV_NL	Max	-30888.39	-8329.18	1502.71	1292.49	816.89
93	46	DX228	SLU_ENV_NL	Max	54958.85	18062.70	619.94	1292.49	2605.18
93	46	DX241	SLU_ENV_NL	Max	52844.52	14411.71	517.13	3385.20	2605.18
93	46	DX240	SLU_ENV_NL	Min	-70066.88	-17356.57	-93.86	-638.68	-2583.18
93	46	DX227	SLU_ENV_NL	Min	-65204.81	-19840.62	-712.90	-2661.76	-2583.18
93	46	DX228	SLU_ENV_NL	Min	23497.38	5489.30	-362.07	-2661.76	-840.08
93	46	DX241	SLU_ENV_NL	Min	27662.51	9608.71	-976.63	-638.68	-840.08
94	47	DX241	SLU_ENV_NL	Max	52844.19	14411.61	943.83	638.68	2554.21
94	47	DX228	SLU_ENV_NL	Max	54958.56	18062.61	362.05	2590.07	2554.21
94	47	DX229	SLU_ENV_NL	Max	-30888.44	-8329.14	712.87	2590.07	816.88
94	47	DX242	SLU_ENV_NL	Max	-29796.47	-11639.34	95.74	638.68	816.88
94	47	DX241	SLU_ENV_NL	Min	29017.75	10023.53	-517.12	-3337.89	-840.07
94	47	DX228	SLU_ENV_NL	Min	24866.00	5891.64	-615.44	-1292.50	-840.07
94	47	DX229	SLU_ENV_NL	Min	-67052.74	-20443.67	-1463.53	-1292.50	-2531.98
94	47	DX242	SLU_ENV_NL	Min	-71775.12	-17901.20	-166.29	-3337.89	-2531.98
96	48	DX244	SLU_ENV_NL	Max	114732.92	34674.45	1075.08	6093.25	7369.39
96	48	DX231	SLU_ENV_NL	Max	132385.73	43845.39	3105.78	10488.78	7369.39
96	48	DX232	SLU_ENV_NL	Max	263631.99	76323.61	1657.74	10488.78	5912.64
96	48	DX245	SLU_ENV_NL	Max	259522.10	80634.39	1650.33	6093.25	5912.64
96	48	DX244	SLU_ENV_NL	Min	-228558.45	-66325.51	-2055.77	-6613.40	-5957.75
96	48	DX231	SLU_ENV_NL	Min	-248159.74	-76275.10	-2048.36	-7725.12	-5957.75
96	48	DX232	SLU_ENV_NL	Min	-87494.11	-23896.16	-1030.76	-7725.12	-7321.89
96	48	DX245	SLU_ENV_NL	Min	-86420.52	-28267.42	-3061.46	-6613.40	-7321.89
99	49	DX224	SLU_ENV_NL	Max	269448.96	83514.07	1654.73	6726.85	7789.46
99	49	DX211	SLU_ENV_NL	Max	278692.88	80975.07	4411.65	10029.18	7789.46
99	49	DX212	SLU_ENV_NL	Max	157942.89	45879.82	2006.50	10029.18	7577.05
99	49	DX225	SLU_ENV_NL	Max	133811.20	35201.49	758.88	6726.85	7577.05
99	49	DX224	SLU_ENV_NL	Min	-93592.50	-30828.06	-523.10	-8166.86	-7542.77
99	49	DX211	SLU_ENV_NL	Min	-95142.54	-25893.20	724.53	-10874.18	-7542.77
99	49	DX212	SLU_ENV_NL	Min	-269050.49	-83322.83	-1502.79	-10874.18	-7841.48
99	49	DX225	SLU_ENV_NL	Min	-252842.87	-75571.91	-4259.71	-8166.86	-7841.48
101	50	DX227	SLU_ENV_NL	Max	-32048.46	-10156.78	2266.93	6579.13	1094.68
101	50	DX214	SLU_ENV_NL	Max	-33508.61	-6650.71	590.94	1635.32	1094.68
101	50	DX215	SLU_ENV_NL	Max	57787.40	18747.42	755.19	1635.32	5401.13
101	50	DX228	SLU_ENV_NL	Max	54641.91	14966.90	789.11	6579.13	5401.13
101	50	DX227	SLU_ENV_NL	Min	-62758.67	-19636.84	-666.40	-944.65	-5387.92
101	50	DX214	SLU_ENV_NL	Min	-51931.88	-19803.49	-6.61	-5995.37	-5387.92
101	50	DX215	SLU_ENV_NL	Min	14105.38	3454.02	-1484.43	-5995.37	-1118.95
101	50	DX228	SLU_ENV_NL	Min	21640.94	7251.18	-502.15	-944.65	-1118.95
102	51	DX228	SLU_ENV_NL	Max	54641.63	14966.81	502.11	944.65	5335.93
102	51	DX215	SLU_ENV_NL	Max	57787.12	18747.33	1419.09	5906.17	5335.93
102	51	DX216	SLU_ENV_NL	Max	-33508.78	-6650.81	19.69	5906.17	1094.68
102	51	DX229	SLU_ENV_NL	Max	-32048.56	-10156.86	666.38	944.65	1094.68
102	51	DX228	SLU_ENV_NL	Min	23052.95	7684.80	-803.96	-6516.12	-1118.95
102	51	DX215	SLU_ENV_NL	Min	15494.05	3860.60	-755.19	-1635.33	-1118.95
102	51	DX216	SLU_ENV_NL	Min	-54026.23	-20373.49	-590.92	-1635.33	-5322.40
102	51	DX229	SLU_ENV_NL	Min	-64609.14	-20134.98	-2203.37	-6516.12	-5322.40
104	52	DX231	SLU_ENV_NL	Max	133811.94	35201.64	4259.77	8166.90	7495.78
104	52	DX218	SLU_ENV_NL	Max	157943.79	45880.05	1502.79	10779.50	7495.78
104	52	DX219	SLU_ENV_NL	Max	279266.81	81097.98	-696.72	10779.50	7789.50
104	52	DX232	SLU_ENV_NL	Max	270232.15	83787.01	550.85	8166.90	7789.50
104	52	DX231	SLU_ENV_NL	Min	-252249.34	-75369.96	-778.86	-6631.52	-7841.51
104	52	DX218	SLU_ENV_NL	Min	-268454.57	-83179.05	-2026.43	-10029.22	-7841.51
104	52	DX219	SLU_ENV_NL	Min	-95143.05	-25893.32	-4411.72	-10029.22	-7460.81
104	52	DX232	SLU_ENV_NL	Min	-93593.06	-30828.22	-1654.74	-6631.52	-7460.81
107	53	DX211	SLU_ENV_NL	Max	285541.48	88315.48	4031.61	7179.24	10220.56
107	53	DX198	SLU_ENV_NL	Max	286724.90	83460.21	514.06	13031.54	10220.56
107	53	DX199	SLU_ENV_NL	Max	192357.77	63533.51	2705.23	13031.54	8094.99
107	53	DX212	SLU_ENV_NL	Max	164836.40	51240.66	4758.30	7179.24	8094.99
107	53	DX211	SLU_ENV_NL	Min	-102822.97	-33877.10	-2161.05	-10828.74	-8045.27
107	53	DX198	SLU_ENV_NL	Min	-108318.64	-29487.32	-4214.12	-11609.70	-8045.27
107	53	DX199	SLU_ENV_NL	Min	-298708.99	-88096.47	-5110.88	-11609.70	-10276.14
107	53	DX212	SLU_ENV_NL	Min	-272107.51	-78024.67	-1593.32	-10828.74	-10276.14
109	54	DX214	SLU_ENV_NL	Max	-36664.33	-11681.05	354.76	10185.81	1459.02
109	54	DX201	SLU_ENV_NL	Max	-29498.45	-8446.55	1493.89	2088.58	1459.02
109	54	DX202	SLU_ENV_NL	Max	60446.24	19339.84	148.86	2088.58	8602.40
109	54	DX215	SLU_ENV_NL	Max	57835.08	16227.31	990.55	10185.81	8602.40
109	54	DX214	SLU_ENV_NL	Min	-45374.59	-14490.74	349.68	-1333.80	-8601.77
109	54	DX201	SLU_ENV_NL	Min	-39562.65	-12079.04	-1380.19	-9865.43	-8601.77
109	54	DX202	SLU_ENV_NL	Min	-2084.14	-678.16	-739.33	-9865.43	-1477.42
109	54	DX215	SLU_ENV_NL	Min	9772.24	2745.40	-990.27	-1333.80	-1477.42
110	55	DX215	SLU_ENV_NL	Max	57834.82	16227.23	944.04	1333.82	8507.72
110	55	DX202	SLU_ENV_NL	Max	60446.00	19339.76	739.30	9740.34	8507.72
110	55	DX203	SLU_ENV_NL	Max	-31912.39	-9255.36	1380.18	9740.34	1459.03


Autorità Portuale di Taranto

Interventi per il dragaggio di 2,3 M m³ di sedimenti in area Molo Polisettoriale e per la realizzazione di un primo lotto della cassa di colmata funzionale all'ampliamento del V Sporgente del Porto di Taranto

Allegati alla relazione di calcolo strutturale allineamento "BC"

Data 05/2016

Rev. B

c.d.c.: C296A
514B



110	55	DX216	SLU_ENV_NL	Max	-36664.48	-12400.16	-349.66	1333.82	1459.03
110	55	DX215	SLU_ENV_NL	Min	11220.51	3194.98	-990.55	-10090.06	-1477.43
110	55	DX202	SLU_ENV_NL	Min	-569.52	-238.88	-127.47	-2088.62	-1477.43
110	55	DX203	SLU_ENV_NL	Min	-39562.89	-12079.06	-1428.98	-2088.62	-8506.76
110	55	DX216	SLU_ENV_NL	Min	-47560.38	-14490.73	-357.48	-10090.06	-8506.76
112	56	DX218	SLU_ENV_NL	Max	164837.35	51241.00	1593.28	10828.79	8012.18
112	56	DX205	SLU_ENV_NL	Max	192358.74	63533.85	5110.90	11511.83	8012.18
112	56	DX206	SLU_ENV_NL	Max	286925.50	83481.98	4304.60	11511.83	10220.61
112	56	DX219	SLU_ENV_NL	Max	286094.55	88520.63	2230.89	10828.79	10220.61
112	56	DX218	SLU_ENV_NL	Min	-271432.54	-77769.14	-4818.22	-7083.21	-10276.18
112	56	DX205	SLU_ENV_NL	Min	-298158.21	-87937.52	-2744.51	-13031.60	-10276.18
112	56	DX206	SLU_ENV_NL	Min	-108319.30	-29487.53	-514.02	-13031.60	-7961.52
112	56	DX219	SLU_ENV_NL	Min	-102823.52	-33877.29	-4031.63	-7083.21	-7961.52
115	57	DX198	SLU_ENV_NL	Max	293793.99	90621.98	1429.01	7158.63	13464.97
115	57	DX185	SLU_ENV_NL	Max	302599.33	88327.15	5853.86	17017.51	13464.97
115	57	DX186	SLU_ENV_NL	Max	234586.50	66443.75	4205.47	17017.51	8211.03
115	57	DX199	SLU_ENV_NL	Max	196028.26	52441.61	982.75	7158.63	8211.03
115	57	DX198	SLU_ENV_NL	Min	-118176.04	-39018.45	-2507.04	-14404.80	-8182.77
115	57	DX185	SLU_ENV_NL	Min	-125304.99	-34180.08	715.68	-11925.45	-8182.77
115	57	DX186	SLU_ENV_NL	Min	-327693.41	-101460.97	-2663.95	-11925.45	-13527.74
115	57	DX199	SLU_ENV_NL	Min	-305782.91	-95274.31	-7088.79	-14404.80	-13527.74
117	58	DX201	SLU_ENV_NL	Max	-23677.02	-10259.07	2224.88	15410.20	1908.70
117	58	DX188	SLU_ENV_NL	Max	251.29	-2529.85	-186.37	2640.12	1908.70
117	58	DX189	SLU_ENV_NL	Max	63389.52	20127.42	840.93	2640.12	13236.46
117	58	DX202	SLU_ENV_NL	Max	60867.51	17306.40	675.40	15410.20	13236.46
117	58	DX201	SLU_ENV_NL	Min	-40560.05	-11966.04	-1594.48	-1826.53	-13252.05
117	58	DX188	SLU_ENV_NL	Min	-44843.85	-10275.66	-328.26	-15461.83	-13252.05
117	58	DX189	SLU_ENV_NL	Min	-27280.43	-7064.18	-1877.74	-15461.83	-1923.73
117	58	DX202	SLU_ENV_NL	Min	-9450.26	-4014.62	-567.18	-1826.53	-1923.73
118	59	DX202	SLU_ENV_NL	Max	60867.30	17306.33	567.15	1826.55	13117.03
118	59	DX189	SLU_ENV_NL	Max	63389.35	20127.37	1780.64	15306.06	13117.03
118	59	DX190	SLU_ENV_NL	Max	-2630.90	-3304.27	375.41	15306.06	1908.70
118	59	DX203	SLU_ENV_NL	Max	-26107.25	-10911.34	1594.46	1826.55	1908.70
118	59	DX202	SLU_ENV_NL	Min	-7855.20	-3518.02	-699.13	-15287.28	-1923.73
118	59	DX189	SLU_ENV_NL	Min	-25721.21	-6614.50	-840.88	-2640.14	-1923.73
118	59	DX190	SLU_ENV_NL	Min	-44844.25	-10275.87	186.42	-2640.14	-13132.06
118	59	DX203	SLU_ENV_NL	Min	-40560.38	-11966.25	-2104.36	-15287.28	-13132.06
120	60	DX205	SLU_ENV_NL	Max	196029.25	52441.88	7088.85	14404.86	8118.22
120	60	DX192	SLU_ENV_NL	Max	234587.68	66444.12	2663.98	11815.02	8118.22
120	60	DX193	SLU_ENV_NL	Max	302603.74	88303.58	-699.62	11815.02	13465.03
120	60	DX206	SLU_ENV_NL	Max	293958.65	90688.52	2538.97	14404.86	13465.03
120	60	DX205	SLU_ENV_NL	Min	-305177.83	-95098.96	-959.94	-7052.64	-13527.80
120	60	DX192	SLU_ENV_NL	Min	-326982.57	-101285.18	-4198.53	-17017.59	-13527.80
120	60	DX193	SLU_ENV_NL	Min	-125305.67	-34180.24	-5853.88	-17017.59	-8089.67
120	60	DX206	SLU_ENV_NL	Min	-118176.73	-39018.65	-1429.01	-7052.64	-8089.67
123	61	DX185	SLU_ENV_NL	Max	310293.24	95747.87	7476.35	8626.97	19270.06
123	61	DX172	SLU_ENV_NL	Max	331180.67	96574.17	4556.35	24103.63	19270.06
123	61	DX173	SLU_ENV_NL	Max	300689.11	97224.67	-953.29	24103.63	9613.68
123	61	DX186	SLU_ENV_NL	Max	246274.51	73406.37	1409.46	8626.97	9613.68
123	61	DX185	SLU_ENV_NL	Min	-138570.41	-46400.72	3597.36	-20884.81	-9604.02
123	61	DX172	SLU_ENV_NL	Min	-144939.98	-38312.13	1234.61	-13744.42	-9604.02
123	61	DX173	SLU_ENV_NL	Min	-346995.74	-100858.47	-8157.16	-13744.42	-19376.35
123	61	DX186	SLU_ENV_NL	Min	-331862.02	-97130.67	-5237.16	-20884.81	-19376.35
125	62	DX188	SLU_ENV_NL	Max	11336.49	4627.58	995.92	20128.02	796.43
125	62	DX175	SLU_ENV_NL	Max	45296.98	17680.80	3434.66	1390.50	796.43
125	62	DX176	SLU_ENV_NL	Max	67279.81	21424.63	441.40	1390.50	17507.74
125	62	DX189	SLU_ENV_NL	Max	63570.73	17679.94	551.04	20128.02	17507.74
125	62	DX188	SLU_ENV_NL	Min	-48061.21	-17948.69	97.84	-500.30	-17547.25
125	62	DX175	SLU_ENV_NL	Min	-50494.80	-12851.92	-427.40	-20728.13	-17547.25
125	62	DX176	SLU_ENV_NL	Min	-59675.72	-15330.56	25.80	-20728.13	-825.89
125	62	DX189	SLU_ENV_NL	Min	-38340.37	-14137.37	-1997.34	-500.30	-825.89
126	63	DX189	SLU_ENV_NL	Max	63570.59	17679.90	1946.46	500.32	17326.30
126	63	DX176	SLU_ENV_NL	Max	67280.18	21424.74	-25.65	20497.31	17326.30
126	63	DX177	SLU_ENV_NL	Max	41885.97	16607.34	427.28	20497.31	796.45
126	63	DX190	SLU_ENV_NL	Max	8324.04	3713.16	-97.92	500.32	796.45
126	63	DX189	SLU_ENV_NL	Min	-36668.66	-13606.94	-550.86	-19935.73	-825.90
126	63	DX176	SLU_ENV_NL	Min	-57836.95	-14807.84	-463.32	-1390.53	-825.90
126	63	DX177	SLU_ENV_NL	Min	-50494.83	-12851.89	-3396.65	-1390.53	-17365.25
126	63	DX190	SLU_ENV_NL	Min	-48061.59	-17948.75	-986.87	-19935.73	-17365.25
128	64	DX192	SLU_ENV_NL	Max	246275.73	73406.76	5237.22	20884.88	9526.15
128	64	DX179	SLU_ENV_NL	Max	300690.65	97225.15	8157.26	13638.62	9526.15
128	64	DX180	SLU_ENV_NL	Max	331024.89	96515.54	-1225.86	13638.62	19270.13
128	64	DX193	SLU_ENV_NL	Max	310253.22	95749.47	-3596.48	20884.88	19270.13
128	64	DX192	SLU_ENV_NL	Min	-331070.54	-96859.38	-1383.63	-8528.75	-19376.42
128	64	DX179	SLU_ENV_NL	Min	-346030.13	-100584.11	986.98	-24103.71	-19376.42
128	64	DX180	SLU_ENV_NL	Min	-144940.63	-38312.34	-4556.37	-24103.71	-9516.29
128	64	DX193	SLU_ENV_NL	Min	-138571.15	-46400.98	-7476.40	-8528.75	-9516.29
131	65	DX172	SLU_ENV_NL	Max	396781.63	115877.78	1279.35	12964.95	11979.85
131	65	DX159	SLU_ENV_NL	Max	393685.07	120269.55	2643.83	10255.42	11979.85
131	65	DX160	SLU_ENV_NL	Max	350550.01	103152.07	1085.78	10255.42	9031.57
131	65	DX173	SLU_ENV_NL	Max	363986.06	114965.54	2764.36	12964.95	9031.57



Autorità Portuale di Taranto
Interventi per il dragaggio di 2,3 M³ di sedimenti in area Molo Polisettoriale e per la realizzazione di un primo lotto della cassa di colmata funzionale all'ampliamento del V Sporgente del Porto di Taranto

Allegati alla relazione di calcolo strutturale allineamento "BC"

Data 05/2016
Rev. B
c.d.c.: C296A
514B



131	65	DX172	SLU_ENV_NL	Min	-179282.51	-51588.50	-972.64	-17728.48	-8974.02
131	65	DX159	SLU_ENV_NL	Min	-174655.50	-54172.70	-399.23	-7995.42	-8974.02
131	65	DX160	SLU_ENV_NL	Min	-396508.07	-118942.85	-2054.50	-7995.42	-12059.16
131	65	DX173	SLU_ENV_NL	Min	-419771.34	-134391.04	-5670.96	-17728.48	-12059.16
133	66	DX175	SLU_ENV_NL	Max	62204.70	25427.80	1223.69	7430.13	-1227.24
133	66	DX162	SLU_ENV_NL	Max	67239.01	18383.66	3088.05	-2134.24	-1227.24
133	66	DX163	SLU_ENV_NL	Max	74573.32	25902.35	831.29	-2134.24	5810.09
133	66	DX176	SLU_ENV_NL	Max	77230.93	19182.36	393.25	7430.13	5810.09
133	66	DX175	SLU_ENV_NL	Min	-61617.97	-23991.93	809.65	786.14	-5884.11
133	66	DX162	SLU_ENV_NL	Min	-50895.22	-12193.59	292.70	-6199.32	-5884.11
133	66	DX163	SLU_ENV_NL	Min	-81047.66	-26892.43	-537.73	-6199.32	1278.48
133	66	DX176	SLU_ENV_NL	Min	-79012.59	-21118.86	-1447.11	786.14	1278.48
134	67	DX176	SLU_ENV_NL	Max	77231.33	19182.47	1434.15	-992.97	5810.12
134	67	DX163	SLU_ENV_NL	Max	74573.74	25902.48	537.76	6199.43	5810.12
134	67	DX164	SLU_ENV_NL	Max	63373.92	17249.60	-292.75	6199.43	-1380.48
134	67	DX177	SLU_ENV_NL	Max	58082.79	24084.86	-865.86	-992.97	-1380.48
134	67	DX176	SLU_ENV_NL	Min	-76791.91	-20485.29	-393.21	-7430.26	1430.68
134	67	DX163	SLU_ENV_NL	Min	-78874.79	-26207.94	-805.88	2283.43	1430.68
134	67	DX164	SLU_ENV_NL	Min	-50894.92	-12193.48	-3105.89	2283.43	-5884.15
134	67	DX177	SLU_ENV_NL	Min	-61617.97	-23991.90	-1223.72	-7430.26	-5884.15
135	848	DX56	SLU_ENV_NL	Max	197013.52	59410.92	8439.53	456.44	959.88
135	848	DX43	SLU_ENV_NL	Max	195909.02	58465.84	6942.96	2077.26	959.88
135	848	SX43	SLU_ENV_NL	Max	163347.11	48835.07	8929.84	2077.26	1735.13
135	848	SX56	SLU_ENV_NL	Max	164053.87	49385.23	10426.41	456.44	1735.13
135	848	DX56	SLU_ENV_NL	Min	-208867.41	-62831.39	-974.63	42.86	-1727.44
135	848	DX43	SLU_ENV_NL	Min	-211631.56	-63318.30	-770.88	-2891.52	-1727.44
135	848	SX43	SLU_ENV_NL	Min	-226388.07	-67607.32	2243.73	-2891.52	-952.69
135	848	SX56	SLU_ENV_NL	Min	-221558.83	-66776.75	2039.98	42.86	-952.69
136	68	DX179	SLU_ENV_NL	Max	363987.91	114966.04	5684.59	17644.14	9031.59
136	68	DX166	SLU_ENV_NL	Max	350551.62	103152.49	2045.25	7995.43	9031.59
136	68	DX167	SLU_ENV_NL	Max	393593.21	120191.88	399.25	7995.43	11912.91
136	68	DX180	SLU_ENV_NL	Max	396605.29	115871.12	963.08	17644.14	11912.91
136	68	DX179	SLU_ENV_NL	Min	-418589.11	-134011.86	-2764.39	-12964.99	-11991.43
136	68	DX166	SLU_ENV_NL	Min	-395399.48	-118690.73	-1085.89	-10182.98	-11991.43
136	68	DX167	SLU_ENV_NL	Min	-174656.48	-54172.97	-2676.26	-10182.98	-8974.04
136	68	DX180	SLU_ENV_NL	Min	-179283.29	-51588.70	-1279.25	-12964.99	-8974.04
137	849	DX43	SLU_ENV_NL	Max	196647.84	59168.89	4058.83	900.76	450.80
137	849	DX30	SLU_ENV_NL	Max	184703.37	55236.47	2117.20	1648.27	450.80
137	849	SX30	SLU_ENV_NL	Max	147611.99	44207.99	8574.32	1648.27	1003.44
137	849	SX43	SLU_ENV_NL	Max	163725.10	49193.13	10515.95	900.76	1003.44
137	849	DX43	SLU_ENV_NL	Min	-212012.13	-63684.95	-2722.34	-596.06	-986.57
137	849	DX30	SLU_ENV_NL	Min	-229074.10	-68640.92	-2883.65	-2282.51	-986.57
137	849	SX30	SLU_ENV_NL	Min	-241214.43	-72184.86	2959.99	-2282.51	-431.27
137	849	SX43	SLU_ENV_NL	Min	-227129.27	-68318.25	3121.30	-596.06	-431.27
138	850	DX30	SLU_ENV_NL	Max	185042.96	55557.86	2206.82	1198.51	98.31
138	850	DX17	SLU_ENV_NL	Max	177876.47	53317.97	-320.40	1356.38	98.31
138	850	SX17	SLU_ENV_NL	Max	141488.40	42431.46	3278.95	1356.38	265.74
138	850	SX30	SLU_ENV_NL	Max	147755.54	44341.72	5806.17	1198.51	265.74
138	850	DX30	SLU_ENV_NL	Min	-229220.53	-68784.24	-3211.87	-1225.12	-255.94
138	850	DX17	SLU_ENV_NL	Min	-235688.07	-70688.34	-2055.68	-1667.22	-255.94
138	850	SX17	SLU_ENV_NL	Min	-249284.26	-74737.45	1640.24	-1667.22	-87.98
138	850	SX30	SLU_ENV_NL	Min	-241556.59	-72514.81	484.05	-1225.12	-87.98
139	69	DX159	SLU_ENV_NL	Max	385498.64	114824.65	2576.10	9048.92	7828.18
139	69	DX146	SLU_ENV_NL	Max	382591.51	115738.91	1473.46	5579.91	7828.18
139	69	DX147	SLU_ENV_NL	Max	335109.75	102176.37	702.31	5579.91	5753.57
139	69	DX160	SLU_ENV_NL	Max	345691.20	103107.33	1282.56	9048.92	5753.57
139	69	DX159	SLU_ENV_NL	Min	-168582.21	-50079.70	178.25	-12671.73	-5755.28
139	69	DX146	SLU_ENV_NL	Min	-161215.70	-48721.77	-402.00	-4348.57	-5755.28
139	69	DX147	SLU_ENV_NL	Min	-368140.42	-109571.31	-3753.95	-4348.57	-7850.52
139	69	DX160	SLU_ENV_NL	Min	-388545.93	-114245.57	-2651.31	-12671.73	-7850.52
141	70	DX162	SLU_ENV_NL	Max	68727.30	20741.72	2526.28	5707.48	-709.97
141	70	DX149	SLU_ENV_NL	Max	71974.30	18513.15	1039.37	-1538.86	-709.97
141	70	DX150	SLU_ENV_NL	Max	65145.72	22377.34	-85.75	-1538.86	4427.85
141	70	DX163	SLU_ENV_NL	Max	68716.34	17722.31	693.20	5707.48	4427.85
141	70	DX162	SLU_ENV_NL	Min	-48859.44	-16750.91	188.24	137.92	-4475.84
141	70	DX149	SLU_ENV_NL	Min	-40152.09	-9402.68	422.52	-4669.66	-4475.84
141	70	DX150	SLU_ENV_NL	Min	-79623.29	-25014.27	-793.71	-4669.66	728.72
141	70	DX163	SLU_ENV_NL	Min	-80526.55	-22552.47	-320.02	137.92	728.72
142	71	DX163	SLU_ENV_NL	Max	68716.65	17722.39	319.93	-269.86	4427.88
142	71	DX150	SLU_ENV_NL	Max	65145.66	22377.32	811.57	4669.74	4427.88
142	71	DX151	SLU_ENV_NL	Max	68397.83	17448.93	-422.42	4669.74	-800.48
142	71	DX164	SLU_ENV_NL	Max	64942.43	19611.00	-188.17	-269.86	-800.48
142	71	DX163	SLU_ENV_NL	Min	-78457.28	-21949.27	-671.30	-5707.58	818.89
142	71	DX150	SLU_ENV_NL	Min	-77607.66	-24392.00	85.67	1617.51	818.89
142	71	DX151	SLU_ENV_NL	Min	-40151.86	-9402.61	-1064.09	1617.51	-4475.86
142	71	DX164	SLU_ENV_NL	Min	-48859.06	-16750.82	-2546.97	-5707.58	-4475.86
144	72	DX166	SLU_ENV_NL	Max	345692.84	103107.87	2618.26	12612.35	5753.60
144	72	DX153	SLU_ENV_NL	Max	335111.68	102176.99	3755.00	4348.59	5753.60
144	72	DX154	SLU_ENV_NL	Max	382591.10	115699.51	401.93	4348.59	7781.74
144	72	DX167	SLU_ENV_NL	Max	385479.73	114862.07	-178.39	12612.35	7781.74
144	72	DX166	SLU_ENV_NL	Min	-387431.56	-113846.08	-1282.50	-9048.97	-7803.40



Autorità Portuale di Taranto
Interventi per il dragaggio di 2,3 M m³ di sedimenti in area Molo Polisettoriale e per la realizzazione di un primo lotto della cassa di colmata funzionale all'ampliamento del V Sporgente del Porto di Taranto

Allegati alla relazione di calcolo strutturale allineamento "BC"

Data 05/2016
Rev. B
c.d.c.: C296A
514B



144	72	DX153	SLU_ENV_NL	Min	-367160.44	-109263.31	-702.18	-5530.36	-7803.40
144	72	DX154	SLU_ENV_NL	Min	-161216.33	-48722.00	-1450.78	-5530.36	-5755.31
144	72	DX167	SLU_ENV_NL	Min	-168583.19	-50080.02	-2587.52	-9048.97	-5755.31
147	73	DX146	SLU_ENV_NL	Max	376403.36	111734.09	236.14	8427.54	6822.55
147	73	DX133	SLU_ENV_NL	Max	372262.05	112754.58	1311.80	4558.74	6822.55
147	73	DX134	SLU_ENV_NL	Max	320182.79	95619.42	1578.77	4558.74	5326.42
147	73	DX147	SLU_ENV_NL	Max	329862.27	97380.97	817.32	8427.54	5326.42
147	73	DX146	SLU_ENV_NL	Min	-156826.88	-46788.60	-515.89	-11355.40	-5324.09
147	73	DX133	SLU_ENV_NL	Min	-151357.38	-45608.44	245.56	-3970.76	-5324.09
147	73	DX134	SLU_ENV_NL	Min	-349199.74	-105177.75	-1394.05	-3970.76	-6848.17
147	73	DX147	SLU_ENV_NL	Min	-363452.35	-110566.75	-2469.71	-11355.40	-6848.17
148	851	DX60	SLU_ENV_NL	Max	33701.71	10116.76	1310.05	174.17	413.11
148	851	SX60	SLU_ENV_NL	Max	40249.57	12132.74	4442.03	174.17	42.19
148	851	SX47	SLU_ENV_NL	Max	42840.93	12794.41	3047.54	185.39	42.19
148	851	DX47	SLU_ENV_NL	Max	34219.40	10259.57	-84.44	185.39	413.11
148	851	DX60	SLU_ENV_NL	Min	-22005.19	-6658.62	-16442.59	112.22	-44.15
148	851	SX60	SLU_ENV_NL	Min	-18953.61	-5691.80	-14535.95	112.22	-416.08
148	851	SX47	SLU_ENV_NL	Min	-18541.42	-5556.70	-11424.39	-528.54	-416.08
148	851	DX47	SLU_ENV_NL	Min	-20427.01	-6071.03	-13331.03	-528.54	-44.15
149	74	DX149	SLU_ENV_NL	Max	73961.64	24752.24	480.30	4912.62	515.80
149	74	DX136	SLU_ENV_NL	Max	74560.95	21429.01	1442.38	7455.58	515.80
149	74	DX137	SLU_ENV_NL	Max	57846.52	20236.74	427.23	-123.98	3813.34
149	74	DX150	SLU_ENV_NL	Max	60220.06	15227.58	-134.66	4912.62	3813.34
149	74	DX149	SLU_ENV_NL	Min	-38849.46	-14329.68	276.10	-1299.92	-3864.40
149	74	DX136	SLU_ENV_NL	Min	-31404.33	-6566.67	304.17	-4035.69	-3864.40
149	74	DX137	SLU_ENV_NL	Min	-78240.27	-24960.66	-106.59	-4035.69	-493.17
149	74	DX150	SLU_ENV_NL	Min	-79021.12	-22621.65	-534.86	-1299.92	-493.17
150	75	DX150	SLU_ENV_NL	Max	60219.92	15227.54	554.69	1177.29	3813.35
150	75	DX137	SLU_ENV_NL	Max	57846.57	20236.76	106.66	4035.75	3813.35
150	75	DX138	SLU_ENV_NL	Max	71235.45	20447.60	-304.25	4035.75	431.72
150	75	DX151	SLU_ENV_NL	Max	70443.14	23685.14	-276.16	1177.29	431.72
150	75	DX150	SLU_ENV_NL	Min	-77081.50	-22056.63	134.74	-4912.69	-409.53
150	75	DX137	SLU_ENV_NL	Min	-76324.19	-24368.96	-407.65	196.81	-409.53
150	75	DX138	SLU_ENV_NL	Min	-31403.67	-6566.45	-1467.60	196.81	-3864.41
150	75	DX151	SLU_ENV_NL	Min	-38849.14	-14329.58	-505.25	-4912.69	-3864.41
151	852	DX47	SLU_ENV_NL	Max	34251.15	10288.70	-796.47	152.25	391.35
151	852	SX47	SLU_ENV_NL	Max	43027.60	12963.30	1778.69	152.25	92.05
151	852	SX34	SLU_ENV_NL	Max	34910.17	10418.03	648.42	228.70	92.05
151	852	DX34	SLU_ENV_NL	Max	28227.09	8454.77	-1926.74	228.70	391.35
151	852	DX47	SLU_ENV_NL	Min	-20613.08	-6237.92	-10969.76	70.20	-94.98
151	852	SX47	SLU_ENV_NL	Min	-18572.74	-5584.39	-8867.54	70.20	-395.18
151	852	SX34	SLU_ENV_NL	Min	-24825.33	-7435.03	-5031.69	-514.30	-395.18
151	852	DX34	SLU_ENV_NL	Min	-29691.56	-8853.47	-7133.91	-514.30	-94.98
152	76	DX153	SLU_ENV_NL	Max	329864.15	97381.50	2485.53	11301.95	5326.42
152	76	DX140	SLU_ENV_NL	Max	320184.33	95619.85	1375.97	3970.75	5326.42
152	76	DX141	SLU_ENV_NL	Max	372378.64	112757.34	-245.49	3970.75	6780.08
152	76	DX154	SLU_ENV_NL	Max	376459.85	111780.24	516.02	11301.95	6780.08
152	76	DX153	SLU_ENV_NL	Min	-362517.98	-110306.65	-817.39	-8427.55	-6805.29
152	76	DX140	SLU_ENV_NL	Min	-348337.84	-104978.33	-1578.91	-4512.83	-6805.29
152	76	DX141	SLU_ENV_NL	Min	-151358.31	-45608.69	-1336.09	-4512.83	-5324.09
152	76	DX154	SLU_ENV_NL	Min	-156827.48	-46788.74	-226.53	-8427.55	-5324.09
153	853	DX34	SLU_ENV_NL	Max	28271.63	8495.38	-1535.98	66.75	175.06
153	853	SX34	SLU_ENV_NL	Max	35041.75	10537.18	67.55	66.75	97.87
153	853	SX21	SLU_ENV_NL	Max	32989.59	9872.22	66.62	233.98	97.87
153	853	DX21	SLU_ENV_NL	Max	24505.77	7337.84	-1405.09	233.98	175.06
153	853	DX34	SLU_ENV_NL	Min	-29822.64	-8970.93	-3214.73	-34.57	-99.47
153	853	SX34	SLU_ENV_NL	Min	-24869.47	-7474.30	-2060.66	-34.57	-176.96
153	853	SX21	SLU_ENV_NL	Min	-28876.46	-8649.48	-251.02	-332.89	-176.96
153	853	DX21	SLU_ENV_NL	Min	-32304.93	-9667.34	-1536.91	-332.89	-99.47
155	77	DX133	SLU_ENV_NL	Max	366991.32	109109.76	1180.86	7399.07	5581.76
155	77	DX120	SLU_ENV_NL	Max	364197.21	110207.21	661.18	3238.16	5581.76
155	77	DX121	SLU_ENV_NL	Max	309060.95	94158.38	335.24	3238.16	4527.55
155	77	DX134	SLU_ENV_NL	Max	316707.95	95240.89	1329.15	7399.07	4527.55
155	77	DX133	SLU_ENV_NL	Min	-147543.68	-44100.37	664.76	-9783.36	-4527.93
155	77	DX120	SLU_ENV_NL	Min	-141879.88	-42924.52	-329.15	-3142.46	-4527.93
155	77	DX121	SLU_ENV_NL	Min	-331746.28	-98329.26	-2014.77	-3142.46	-5604.11
155	77	DX134	SLU_ENV_NL	Min	-344316.42	-102824.28	-1495.09	-9783.36	-5604.11
157	78	DX136	SLU_ENV_NL	Max	74541.30	22586.53	1177.75	3935.66	739.38
157	78	DX123	SLU_ENV_NL	Max	74375.11	20335.39	306.88	150.81	739.38
157	78	DX124	SLU_ENV_NL	Max	51701.62	18320.09	-133.43	150.81	3032.15
157	78	DX137	SLU_ENV_NL	Max	53447.16	13230.17	436.27	3935.66	3032.15
157	78	DX136	SLU_ENV_NL	Min	-30698.68	-11872.48	193.85	-1555.21	-3081.17
157	78	DX123	SLU_ENV_NL	Min	-24427.89	-4701.15	147.57	-3189.33	-3081.17
157	78	DX124	SLU_ENV_NL	Min	-75694.31	-23495.47	-434.60	-3189.33	-724.41
157	78	DX137	SLU_ENV_NL	Min	-76985.74	-22001.92	-87.15	-1555.21	-724.41
158	79	DX137	SLU_ENV_NL	Max	53447.14	13230.17	87.06	1451.61	3032.15
158	79	DX124	SLU_ENV_NL	Max	51701.29	18320.00	452.76	3189.37	3032.15
158	79	DX125	SLU_ENV_NL	Max	71254.87	19407.45	-147.48	3189.37	670.42
158	79	DX138	SLU_ENV_NL	Max	71262.63	21591.48	-193.77	1451.61	670.42
158	79	DX137	SLU_ENV_NL	Min	-75135.73	-21460.68	-421.35	-3935.71	-655.80
158	79	DX124	SLU_ENV_NL	Min	-73867.02	-22933.52	133.36	-94.11	-655.80



Autorità Portuale di Taranto
Interventi per il dragaggio di 2,3 M m³ di sedimenti in area Molo Polisettoriale e per la realizzazione di un primo lotto della cassa di colmata funzionale all'ampliamento del V Sporgente del Porto di Taranto

Allegati alla relazione di calcolo strutturale allineamento "BC"

Data 05/2016
Rev. B
c.d.c.: C296A
514B

158	79	DX125	SLU_ENV_NL	Min	-24427.40	-4701.01	-324.80	-94.11	-3081.17
158	79	DX138	SLU_ENV_NL	Min	-30697.97	-11872.29	-1198.91	-3935.71	-3081.17
160	80	DX140	SLU_ENV_NL	Max	316709.51	95241.40	1481.18	9728.99	4527.58
160	80	DX127	SLU_ENV_NL	Max	309062.83	94158.97	2033.56	3142.47	4527.58
160	80	DX128	SLU_ENV_NL	Max	364435.68	110245.82	329.06	3142.47	5537.80
160	80	DX141	SLU_ENV_NL	Max	367160.53	109188.23	-664.90	9728.99	5537.80
160	80	DX140	SLU_ENV_NL	Min	-343449.16	-102507.33	-1329.07	-7399.10	-5559.74
160	80	DX127	SLU_ENV_NL	Min	-330936.72	-98075.82	-335.10	-3189.69	-5559.74
160	80	DX128	SLU_ENV_NL	Min	-141880.45	-42924.73	-656.45	-3189.69	-4527.95
160	80	DX141	SLU_ENV_NL	Min	-147544.63	-44100.69	-1208.83	-7399.10	-4527.95
162	854	DX58	SLU_ENV_NL	Max	33703.03	10117.16	16442.57	-112.21	428.84
162	854	DX45	SLU_ENV_NL	Max	34220.79	10259.99	13331.02	554.10	428.84
162	854	SX45	SLU_ENV_NL	Max	44954.67	13426.36	11424.36	554.10	42.21
162	854	SX58	SLU_ENV_NL	Max	42344.18	12763.30	14535.90	-112.21	42.21
162	854	DX58	SLU_ENV_NL	Min	-24226.94	-7327.33	-1426.57	-175.26	-44.17
162	854	DX45	SLU_ENV_NL	Min	-22268.06	-6741.17	-5.25	-185.41	-44.17
162	854	SX45	SLU_ENV_NL	Min	-18542.76	-5557.11	-3135.91	-185.41	-431.80
162	854	SX58	SLU_ENV_NL	Min	-18954.98	-5692.22	-4557.22	-175.26	-431.80
163	81	DX120	SLU_ENV_NL	Max	359774.54	106940.09	-317.51	6516.57	4630.44
163	81	DX107	SLU_ENV_NL	Max	355624.64	107817.07	590.32	2227.73	4630.44
163	81	DX108	SLU_ENV_NL	Max	297544.98	89263.47	1392.11	2227.73	3847.59
163	81	DX121	SLU_ENV_NL	Max	304845.51	89691.37	626.03	6516.57	3847.59
163	81	DX120	SLU_ENV_NL	Min	-138565.39	-41460.70	-466.91	-8574.85	-3851.28
163	81	DX107	SLU_ENV_NL	Min	-134297.09	-40110.74	299.16	-2445.72	-3851.28
163	81	DX108	SLU_ENV_NL	Min	-320461.67	-96151.21	-327.22	-2445.72	-4649.30
163	81	DX121	SLU_ENV_NL	Min	-328802.26	-99990.95	-1235.05	-8574.85	-4649.30
164	855	DX45	SLU_ENV_NL	Max	34252.54	10289.12	10969.64	-70.20	400.34
164	855	DX32	SLU_ENV_NL	Max	28228.29	8455.13	7133.80	534.27	400.34
164	855	SX32	SLU_ENV_NL	Max	37032.62	11053.52	5031.78	534.27	92.06
164	855	SX45	SLU_ENV_NL	Max	45147.04	13600.38	8867.62	-70.20	92.06
164	855	DX45	SLU_ENV_NL	Min	-22859.84	-6913.20	718.53	-147.51	-94.99
164	855	DX32	SLU_ENV_NL	Min	-31957.26	-9531.93	1872.87	-228.72	-94.99
164	855	SX32	SLU_ENV_NL	Min	-24826.90	-7435.50	-693.39	-228.72	-404.15
164	855	SX45	SLU_ENV_NL	Min	-18574.09	-5584.80	-1847.73	-147.51	-404.15
165	82	DX123	SLU_ENV_NL	Max	74830.54	23877.11	24.97	3137.07	1164.78
165	82	DX110	SLU_ENV_NL	Max	73544.64	21745.89	694.36	660.34	1164.78
165	82	DX111	SLU_ENV_NL	Max	46750.03	16741.98	366.63	660.34	2392.75
165	82	DX124	SLU_ENV_NL	Max	47870.44	11638.42	-123.42	3137.07	2392.75
165	82	DX123	SLU_ENV_NL	Min	-24114.11	-9744.17	-4.22	-2039.70	-2440.31
165	82	DX110	SLU_ENV_NL	Min	-18978.98	-2949.06	108.88	-2495.80	-2440.31
165	82	DX111	SLU_ENV_NL	Min	-73264.84	-22891.00	-39.51	-2495.80	-1151.88
165	82	DX124	SLU_ENV_NL	Min	-74577.16	-21795.27	-331.95	-2039.70	-1151.88
166	83	DX124	SLU_ENV_NL	Max	47870.07	11638.31	348.21	1949.90	2392.74
166	83	DX111	SLU_ENV_NL	Max	46749.86	16741.93	39.58	2495.83	2392.74
166	83	DX112	SLU_ENV_NL	Max	70602.48	20876.72	-108.95	2495.83	1106.63
166	83	DX125	SLU_ENV_NL	Max	71752.19	22947.78	-12.17	1949.90	1106.63
166	83	DX124	SLU_ENV_NL	Min	-72804.75	-21275.21	123.50	-3137.10	-1094.05
166	83	DX111	SLU_ENV_NL	Min	-71505.84	-22351.63	-352.15	-615.00	-1094.05
166	83	DX112	SLU_ENV_NL	Min	-18978.18	-2948.80	-712.53	-615.00	-2440.31
166	83	DX125	SLU_ENV_NL	Min	-24113.58	-9744.00	-25.03	-3137.10	-2440.31
167	856	DX32	SLU_ENV_NL	Max	28272.83	8495.74	3214.62	44.26	178.29
167	856	DX19	SLU_ENV_NL	Max	24506.78	7338.14	1521.72	348.03	178.29
167	856	SX19	SLU_ENV_NL	Max	35102.41	10505.63	251.12	348.03	97.87
167	856	SX32	SLU_ENV_NL	Max	37167.01	11175.20	2060.76	44.26	97.87
167	856	DX32	SLU_ENV_NL	Min	-32091.16	-9651.94	1494.65	-66.75	-99.47
167	856	DX19	SLU_ENV_NL	Min	-34593.76	-10353.53	1404.98	-233.99	-99.47
167	856	SX19	SLU_ENV_NL	Min	-28878.22	-8650.01	-65.79	-233.99	-180.16
167	856	SX32	SLU_ENV_NL	Min	-24871.04	-7474.77	-92.86	-66.75	-180.16
168	84	DX127	SLU_ENV_NL	Max	304847.37	89691.90	1252.91	8525.96	3847.59
168	84	DX114	SLU_ENV_NL	Max	297546.49	89263.90	315.36	2445.70	3847.59
168	84	DX115	SLU_ENV_NL	Max	355980.70	107906.19	-299.08	2445.70	4590.24
168	84	DX128	SLU_ENV_NL	Max	360062.66	107048.21	467.04	8525.96	4590.24
168	84	DX127	SLU_ENV_NL	Min	-328034.11	-99779.58	-626.11	-6516.58	-4608.86
168	84	DX114	SLU_ENV_NL	Min	-319743.37	-95979.38	-1392.24	-2182.75	-4608.86
168	84	DX115	SLU_ENV_NL	Min	-134297.98	-40110.97	-613.95	-2182.75	-3851.28
168	84	DX128	SLU_ENV_NL	Min	-138565.93	-41460.83	323.60	-6516.58	-3851.28
171	85	DX107	SLU_ENV_NL	Max	351773.50	104539.58	1108.02	5799.79	3907.14
171	85	DX94	SLU_ENV_NL	Max	349434.68	105555.68	240.26	1471.55	3907.14
171	85	DX95	SLU_ENV_NL	Max	290647.50	88729.30	-196.05	1471.55	3293.48
171	85	DX108	SLU_ENV_NL	Max	294774.63	88251.82	742.26	5799.79	3293.48
171	85	DX107	SLU_ENV_NL	Min	-131733.96	-39789.81	724.82	-7646.35	-3303.02
171	85	DX94	SLU_ENV_NL	Min	-125784.81	-37881.48	169.71	-1879.22	-3303.02
171	85	DX95	SLU_ENV_NL	Min	-309133.63	-91519.13	-1222.73	-1879.22	-3925.41
171	85	DX108	SLU_ENV_NL	Min	-317270.50	-95073.66	-738.16	-7646.35	-3925.41
172	725	DX388	SLU_ENV_NL	Max	57216.73	17125.25	1283.22	2.48	0.67
172	725	DX375	SLU_ENV_NL	Max	78972.60	23650.90	1059.23	-8.21	0.67
172	725	DX376	SLU_ENV_NL	Max	1160.20	479.58	1177.56	-8.21	157.19
172	725	DX389	SLU_ENV_NL	Max	339.25	-29.57	50.85	2.48	157.19
172	725	DX388	SLU_ENV_NL	Min	641.27	277.21	-67.48	-100.83	-182.67
172	725	DX375	SLU_ENV_NL	Min	-684.54	-313.53	560.62	-2365.13	-182.67
172	725	DX376	SLU_ENV_NL	Min	-717.01	-546.73	-1111.37	-2365.13	2.28

172	725	DX389	SLU_ENV_NL	Min	-8914.36	-2551.70	-388.77	-100.83	2.28
173	86	DX110	SLU_ENV_NL	Max	72817.88	21690.65	609.01	2380.38	1026.50
173	86	DX97	SLU_ENV_NL	Max	71693.03	20364.28	-31.38	523.55	1026.50
173	86	DX98	SLU_ENV_NL	Max	42926.62	15577.91	-81.66	523.55	1778.03
173	86	DX111	SLU_ENV_NL	Max	43440.21	10390.67	348.97	2380.38	1778.03
173	86	DX110	SLU_ENV_NL	Min	-19203.92	-8380.32	-0.80	-1860.61	-1824.64
173	86	DX97	SLU_ENV_NL	Min	-15095.13	-1909.36	-47.92	-1818.49	-1824.64
173	86	DX98	SLU_ENV_NL	Min	-70631.22	-21532.17	-291.42	-1818.49	-1019.13
173	86	DX111	SLU_ENV_NL	Min	-71991.29	-21013.13	-34.54	-1860.61	-1019.13
174	87	DX111	SLU_ENV_NL	Max	43440.01	10390.62	34.45	1783.76	1778.02
174	87	DX98	SLU_ENV_NL	Max	42926.14	15577.76	306.59	1818.50	1778.02
174	87	DX99	SLU_ENV_NL	Max	68896.24	19531.30	48.02	1818.50	978.65
174	87	DX112	SLU_ENV_NL	Max	69906.69	20807.42	0.88	1783.76	978.65
174	87	DX111	SLU_ENV_NL	Min	-70277.97	-20508.73	-337.10	-2380.39	-971.54
174	87	DX98	SLU_ENV_NL	Min	-68926.56	-21011.17	81.59	-489.18	-971.54
174	87	DX99	SLU_ENV_NL	Min	-15094.59	-1909.20	18.27	-489.18	-1824.62
174	87	DX112	SLU_ENV_NL	Min	-19203.11	-8380.09	-625.42	-2380.39	-1824.62
175	726	DX389	SLU_ENV_NL	Max	-244.09	74.22	1582.18	180.47	0.39
175	726	DX376	SLU_ENV_NL	Max	5236.42	1677.61	318.00	1.70	0.39
175	726	DX377	SLU_ENV_NL	Max	1222.12	1381.94	252.49	1.70	30.77
175	726	DX390	SLU_ENV_NL	Max	-239.90	565.03	1144.55	180.47	30.77
175	726	DX389	SLU_ENV_NL	Min	-306.41	-222.92	899.84	-2.40	-37.22
175	726	DX376	SLU_ENV_NL	Min	339.01	-230.27	-3046.66	-272.60	-37.22
175	726	DX377	SLU_ENV_NL	Min	231.16	-146.91	-3484.29	-272.60	-0.22
175	726	DX390	SLU_ENV_NL	Min	-1606.49	-91.64	834.33	-2.40	-0.22
176	88	DX114	SLU_ENV_NL	Max	294776.15	88252.30	730.93	7597.71	3293.50
176	88	DX101	SLU_ENV_NL	Max	290649.20	88729.82	1244.31	1879.23	3293.50
176	88	DX102	SLU_ENV_NL	Max	349907.82	105673.42	-169.75	1879.23	3866.52
176	88	DX115	SLU_ENV_NL	Max	352169.67	104670.80	-752.06	7597.71	3866.52
176	88	DX114	SLU_ENV_NL	Min	-316554.45	-94817.70	-742.23	-5799.82	-3884.58
176	88	DX101	SLU_ENV_NL	Min	-308449.92	-91302.83	196.13	-1425.38	-3884.58
176	88	DX102	SLU_ENV_NL	Min	-125785.50	-37881.73	-238.68	-1425.38	-3303.03
176	88	DX115	SLU_ENV_NL	Min	-131734.86	-39790.12	-1108.11	-5799.82	-3303.03
178	857	DX60	SLU_ENV_NL	Max	33664.93	10083.40	2832.29	246.20	546.80
178	857	DX73	SLU_ENV_NL	Max	33118.32	9951.58	4121.96	291.43	546.80
178	857	SX73	SLU_ENV_NL	Max	37415.35	11300.71	5226.12	291.43	115.71
178	857	SX60	SLU_ENV_NL	Max	40027.41	11932.12	3936.45	246.20	115.71
178	857	DX60	SLU_ENV_NL	Min	-21783.41	-6459.33	-17449.03	-636.65	-115.94
178	857	DX73	SLU_ENV_NL	Min	-23057.34	-6992.89	-21013.38	49.89	-115.94
178	857	SX73	SLU_ENV_NL	Min	-19180.58	-5770.20	-21027.89	49.89	-548.34
178	857	SX60	SLU_ENV_NL	Min	-18917.02	-5659.08	-17463.54	-636.65	-548.34
179	89	DX94	SLU_ENV_NL	Max	346354.50	103235.13	103.16	5135.85	3198.98
179	89	DX81	SLU_ENV_NL	Max	343259.94	104073.18	815.19	712.26	3198.98
179	89	DX82	SLU_ENV_NL	Max	283429.68	85406.08	748.33	712.26	2782.62
179	89	DX95	SLU_ENV_NL	Max	287258.87	84467.43	36.31	5135.85	2782.62
179	89	DX94	SLU_ENV_NL	Min	-123413.42	-37010.41	-435.32	-6753.38	-2794.44
179	89	DX81	SLU_ENV_NL	Min	-118495.47	-34990.65	457.22	-1356.42	-2794.44
179	89	DX82	SLU_ENV_NL	Min	-301939.72	-90434.35	80.64	-1356.42	-3214.23
179	89	DX95	SLU_ENV_NL	Min	-307316.98	-93410.37	-811.91	-6753.38	-3214.23
180	727	DX375	SLU_ENV_NL	Max	81738.57	24519.77	1408.75	30.28	-5.73
180	727	DX362	SLU_ENV_NL	Max	123614.58	37111.23	2299.01	-48.45	-5.73
180	727	DX363	SLU_ENV_NL	Max	25617.19	7565.02	31.37	-48.45	201.41
180	727	DX376	SLU_ENV_NL	Max	-517.11	284.61	1063.71	30.28	201.41
180	727	DX375	SLU_ENV_NL	Min	-513.52	91.52	1196.59	-27.33	-256.87
180	727	DX362	SLU_ENV_NL	Min	1144.08	174.19	164.25	-3080.60	-256.87
180	727	DX363	SLU_ENV_NL	Min	86.79	66.15	-1334.09	-3080.60	6.09
180	727	DX376	SLU_ENV_NL	Min	-1681.02	-640.10	-2224.35	-27.33	6.09
181	90	DX97	SLU_ENV_NL	Max	71586.86	22265.66	-170.13	1584.46	1035.17
181	90	DX84	SLU_ENV_NL	Max	70240.70	21146.41	395.78	551.03	1035.17
181	90	DX85	SLU_ENV_NL	Max	40163.56	14585.93	311.23	551.03	1120.59
181	90	DX98	SLU_ENV_NL	Max	40166.35	9631.38	-62.23	1584.46	1120.59
181	90	DX97	SLU_ENV_NL	Min	-15655.04	-7030.09	-192.48	-1855.25	-1163.66
181	90	DX84	SLU_ENV_NL	Min	-12818.81	-1210.10	-129.03	-1077.81	-1163.66
181	90	DX85	SLU_ENV_NL	Min	-68539.45	-21038.77	1.22	-1077.81	-1029.45
181	90	DX98	SLU_ENV_NL	Min	-69713.27	-20727.60	-254.67	-1855.25	-1029.45
182	91	DX98	SLU_ENV_NL	Max	40165.85	9631.23	265.66	1789.63	1120.58
182	91	DX85	SLU_ENV_NL	Max	40163.32	14585.85	-1.15	1077.81	1120.58
182	91	DX86	SLU_ENV_NL	Max	67561.10	20353.36	128.95	1077.81	996.26
182	91	DX99	SLU_ENV_NL	Max	68818.52	21431.70	192.42	1789.63	996.26
182	91	DX98	SLU_ENV_NL	Min	-68045.95	-20235.24	62.32	-1584.46	-990.76
182	91	DX85	SLU_ENV_NL	Min	-66881.94	-20533.68	-302.03	-526.25	-990.76
182	91	DX86	SLU_ENV_NL	Min	-12818.01	-1209.83	-407.31	-526.25	-1163.65
182	91	DX99	SLU_ENV_NL	Min	-15654.48	-7029.92	160.38	-1584.46	-1163.65
183	728	DX376	SLU_ENV_NL	Max	5712.72	1611.42	234.18	209.54	0.57
183	728	DX363	SLU_ENV_NL	Max	8205.56	2308.14	877.17	-12.72	0.57
183	728	DX364	SLU_ENV_NL	Max	676.85	-291.37	975.52	-12.72	47.26
183	728	DX377	SLU_ENV_NL	Max	399.53	435.26	332.53	209.54	47.26
183	728	DX376	SLU_ENV_NL	Min	600.44	620.22	-3202.33	5.33	-49.35
183	728	DX363	SLU_ENV_NL	Min	-453.02	-96.14	-295.65	-434.26	-49.35
183	728	DX364	SLU_ENV_NL	Min	-683.61	-529.32	-457.71	-434.26	3.28
183	728	DX377	SLU_ENV_NL	Min	126.92	-614.86	-3364.39	5.33	3.28



184	92	DX101	SLU_ENV_NL	Max	287260.55	84467.92	828.27	6711.06	2782.62
184	92	DX88	SLU_ENV_NL	Max	283431.13	85406.50	-91.37	1356.41	2782.62
184	92	DX89	SLU_ENV_NL	Max	343830.92	104241.07	-476.37	1356.41	3163.01
184	92	DX102	SLU_ENV_NL	Max	346868.56	103403.69	443.27	6711.06	3163.01
184	92	DX101	SLU_ENV_NL	Min	-306671.28	-93235.17	-36.36	-5135.87	-3178.16
184	92	DX88	SLU_ENV_NL	Min	-301332.94	-90283.46	-748.43	-670.72	-3178.16
184	92	DX89	SLU_ENV_NL	Min	-118496.35	-34990.88	-815.14	-670.72	-2794.44
184	92	DX102	SLU_ENV_NL	Min	-123414.07	-37010.57	-103.07	-5135.87	-2794.44
185	858	DX75	SLU_ENV_NL	Max	192091.24	58046.92	-1400.03	-71.30	1384.53
185	858	SX75	SLU_ENV_NL	Max	159636.84	48137.89	237.27	-71.30	2352.33
185	858	SX62	SLU_ENV_NL	Max	161849.18	48307.92	285.87	3397.40	2352.33
185	858	DX62	SLU_ENV_NL	Max	195905.46	58352.09	-1351.43	3397.40	1384.53
185	858	DX75	SLU_ENV_NL	Min	-206548.11	-62210.60	-13068.45	-593.53	-2356.97
185	858	SX75	SLU_ENV_NL	Min	-219198.82	-66177.84	-11238.12	-593.53	-1386.80
185	858	SX62	SLU_ENV_NL	Min	-220450.47	-65716.94	-9561.39	-2419.89	-1386.80
185	858	DX62	SLU_ENV_NL	Min	-207316.95	-61948.92	-11391.72	-2419.89	-2356.97
186	859	DX58	SLU_ENV_NL	Max	33666.24	10083.78	17448.94	667.41	568.85
186	859	SX58	SLU_ENV_NL	Max	42113.30	12554.82	17463.56	667.41	115.73
186	859	SX71	SLU_ENV_NL	Max	39466.95	11919.25	21027.91	-49.88	115.73
186	859	DX71	SLU_ENV_NL	Max	33119.71	9952.00	21013.29	-49.88	568.85
186	859	DX58	SLU_ENV_NL	Min	-23996.45	-7120.19	-2958.56	-246.23	-115.96
186	859	SX58	SLU_ENV_NL	Min	-18918.38	-5659.49	-4072.35	-246.23	-570.42
186	859	SX71	SLU_ENV_NL	Min	-19181.82	-5770.57	-5388.79	-298.07	-570.42
186	859	DX71	SLU_ENV_NL	Min	-25250.74	-7653.97	-4275.00	-298.07	-115.96
187	93	DX81	SLU_ENV_NL	Max	340414.75	101171.53	182.40	4442.70	2713.22
187	93	DX68	SLU_ENV_NL	Max	337535.01	101679.37	-324.44	203.80	2713.22
187	93	DX69	SLU_ENV_NL	Max	272503.77	82964.74	1537.80	203.80	2243.70
187	93	DX82	SLU_ENV_NL	Max	281353.36	84336.10	2486.63	4442.70	2243.70
187	93	DX81	SLU_ENV_NL	Min	-116846.91	-35346.52	-795.68	-6126.69	-2235.86
187	93	DX68	SLU_ENV_NL	Min	-118520.27	-35934.35	-1744.51	-771.97	-2235.86
187	93	DX69	SLU_ENV_NL	Min	-295673.83	-87578.09	-457.69	-771.97	-2724.86
187	93	DX82	SLU_ENV_NL	Min	-299829.45	-89982.46	49.16	-6126.69	-2724.86
188	729	DX362	SLU_ENV_NL	Max	124052.78	36730.32	46.07	128.86	160.97
188	729	DX349	SLU_ENV_NL	Max	93173.69	28271.84	1064.37	-202.55	160.97
188	729	DX350	SLU_ENV_NL	Max	2913.60	1559.40	1157.96	-202.55	27.51
188	729	DX363	SLU_ENV_NL	Max	25005.66	7368.21	1534.58	128.86	27.51
188	729	DX362	SLU_ENV_NL	Min	1520.58	790.68	-1276.20	-2567.26	-22.23
188	729	DX349	SLU_ENV_NL	Min	953.88	-30.36	-2937.03	-675.85	-22.23
188	729	DX350	SLU_ENV_NL	Min	-1737.49	-1042.08	-126.26	-675.85	-122.92
188	729	DX363	SLU_ENV_NL	Min	-89.81	116.00	139.66	-2567.26	-122.92
189	94	DX84	SLU_ENV_NL	Max	69448.39	20377.48	409.82	1041.45	673.52
189	94	DX71	SLU_ENV_NL	Max	68792.74	20044.15	-93.15	149.81	673.52
189	94	DX72	SLU_ENV_NL	Max	38144.53	13407.47	-33.72	149.81	673.83
189	94	DX85	SLU_ENV_NL	Max	38050.20	9554.82	272.83	1041.45	673.83
189	94	DX84	SLU_ENV_NL	Min	-13652.29	-6001.78	-200.06	-1419.41	-706.83
189	94	DX71	SLU_ENV_NL	Min	-11889.09	-1599.59	-236.88	-567.70	-706.83
189	94	DX72	SLU_ENV_NL	Min	-66690.91	-19985.37	-230.14	-567.70	-672.88
189	94	DX85	SLU_ENV_NL	Min	-67713.94	-20159.18	3.10	-1419.41	-672.88
190	95	DX85	SLU_ENV_NL	Max	38049.97	9554.75	-3.23	1364.18	673.82
190	95	DX72	SLU_ENV_NL	Max	38143.86	13407.27	239.36	567.70	673.82
190	95	DX73	SLU_ENV_NL	Max	66200.68	19270.25	237.03	567.70	643.02
190	95	DX86	SLU_ENV_NL	Max	66787.98	19571.87	200.20	1364.18	643.02
190	95	DX85	SLU_ENV_NL	Min	-66086.27	-19677.03	-266.79	-1041.43	-642.55
190	95	DX72	SLU_ENV_NL	Min	-65072.17	-19493.60	33.60	-134.15	-642.55
190	95	DX73	SLU_ENV_NL	Min	-11888.76	-1599.50	86.85	-134.15	-706.82
190	95	DX86	SLU_ENV_NL	Min	-13651.50	-6001.57	-419.29	-1041.43	-706.82
191	730	DX363	SLU_ENV_NL	Max	8408.97	2370.41	1002.99	41.00	16.23
191	730	DX350	SLU_ENV_NL	Max	8743.87	3327.27	1760.92	-8.27	16.23
191	730	DX351	SLU_ENV_NL	Max	991.32	596.38	1748.80	-8.27	8.86
191	730	DX364	SLU_ENV_NL	Max	523.24	95.93	862.27	41.00	8.86
191	730	DX363	SLU_ENV_NL	Min	-347.36	43.44	-394.80	-259.71	-7.08
191	730	DX350	SLU_ENV_NL	Min	1194.83	-167.10	280.40	-65.22	-7.08
191	730	DX351	SLU_ENV_NL	Min	65.23	-361.14	139.68	-65.22	-21.50
191	730	DX364	SLU_ENV_NL	Min	-631.20	-425.62	-406.92	-259.71	-21.50
192	96	DX88	SLU_ENV_NL	Max	281354.80	84336.55	-64.95	6089.30	2243.72
192	96	DX75	SLU_ENV_NL	Max	272505.50	82965.27	469.14	771.99	2243.72
192	96	DX76	SLU_ENV_NL	Max	338161.14	101849.76	1744.43	771.99	2681.03
192	96	DX89	SLU_ENV_NL	Max	341011.30	101348.88	795.56	6089.30	2681.03
192	96	DX88	SLU_ENV_NL	Min	-299227.89	-89773.21	-2486.56	-4442.74	-2692.52
192	96	DX75	SLU_ENV_NL	Min	-295123.37	-87399.91	-1537.69	-166.07	-2692.52
192	96	DX76	SLU_ENV_NL	Min	-118520.80	-35934.54	339.24	-166.07	-2235.89
192	96	DX89	SLU_ENV_NL	Min	-116847.80	-35346.82	-194.85	-4442.74	-2235.89
193	860	DX56	SLU_ENV_NL	Max	195904.61	58351.83	11481.77	2433.60	1390.87
193	860	SX56	SLU_ENV_NL	Max	163416.72	48777.08	9704.04	2433.60	2352.33
193	860	SX69	SLU_ENV_NL	Max	161220.76	48614.16	11407.21	593.53	2352.33
193	860	DX69	SLU_ENV_NL	Max	192090.74	58046.77	13184.95	593.53	1390.87
193	860	DX56	SLU_ENV_NL	Min	-208229.78	-62221.63	1351.22	-3397.39	-2356.96
193	860	SX56	SLU_ENV_NL	Min	-220449.62	-65716.69	-285.67	-3397.39	-1393.04
193	860	SX69	SLU_ENV_NL	Min	-219197.62	-66177.49	-237.08	74.35	-1393.04
193	860	DX69	SLU_ENV_NL	Min	-207431.03	-62476.61	1399.82	74.35	-2356.96
195	97	DX68	SLU_ENV_NL	Max	335536.63	100454.80	-755.70	3643.33	2182.32



Autorità Portuale di Taranto
Interventi per il dragaggio di 2,3 M³ di sedimenti in area Molo Polisettoriale e per la realizzazione di un primo lotto della cassa di colmata funzionale all'ampliamento del V Sporgente del Porto di Taranto

Allegati alla relazione di calcolo strutturale allineamento "BC"

Data 05/2016
Rev. B
c.d.c.: C296A
514B

195	97	DX55	SLU_ENV_NL	Max	332398.79	100717.86	180.06	-64.41	2182.32
195	97	DX56	SLU_ENV_NL	Max	264768.34	79428.45	1533.68	-64.41	1594.25
195	97	DX69	SLU_ENV_NL	Max	270344.43	80210.57	908.18	3643.33	1594.25
195	97	DX68	SLU_ENV_NL	Min	-116821.50	-34715.40	-1089.32	-5462.82	-1590.80
195	97	DX55	SLU_ENV_NL	Min	-117550.65	-34796.33	-463.82	-372.28	-1590.80
195	97	DX56	SLU_ENV_NL	Min	-292079.32	-87498.24	601.72	-372.28	-2190.60
195	97	DX69	SLU_ENV_NL	Min	-294561.60	-89307.34	-334.05	-5462.82	-2190.60
196	731	DX349	SLU_ENV_NL	Max	91236.47	26928.69	1571.15	305.94	105.16
196	731	DX336	SLU_ENV_NL	Max	78208.61	23980.73	454.22	-521.80	105.16
196	731	DX337	SLU_ENV_NL	Max	3477.43	811.49	475.99	-521.80	58.43
196	731	DX350	SLU_ENV_NL	Max	4134.40	514.50	703.52	305.94	58.43
196	731	DX349	SLU_ENV_NL	Min	1846.91	1097.31	-2192.15	-2094.72	-65.81
196	731	DX336	SLU_ENV_NL	Min	12303.12	3228.26	-520.40	-757.51	-65.81
196	731	DX337	SLU_ENV_NL	Min	-1180.54	-143.92	-413.41	-757.51	-95.55
196	731	DX350	SLU_ENV_NL	Min	-1927.18	174.70	-1195.76	-2094.72	-95.55
197	98	DX71	SLU_ENV_NL	Max	68849.52	21152.50	-20.06	1422.42	172.12
197	98	DX58	SLU_ENV_NL	Max	69053.09	21022.99	476.49	-428.75	172.12
197	98	DX59	SLU_ENV_NL	Max	36095.01	12270.48	245.29	-428.75	1019.82
197	98	DX72	SLU_ENV_NL	Max	36465.22	9717.79	-109.51	1422.42	1019.82
197	98	DX71	SLU_ENV_NL	Min	-12230.62	-4646.04	-27.36	-829.74	-1042.94
197	98	DX58	SLU_ENV_NL	Min	-9855.99	-1413.48	118.73	-981.69	-1042.94
197	98	DX59	SLU_ENV_NL	Min	-65937.05	-19919.24	29.29	-981.69	-171.93
197	98	DX72	SLU_ENV_NL	Min	-66420.48	-20003.01	-258.56	-829.74	-171.93
198	99	DX72	SLU_ENV_NL	Max	36464.55	9717.59	258.68	783.63	1019.81
198	99	DX59	SLU_ENV_NL	Max	36094.50	12270.32	-29.25	981.71	1019.81
198	99	DX60	SLU_ENV_NL	Max	66508.07	20267.77	-118.79	981.71	149.05
198	99	DX73	SLU_ENV_NL	Max	66275.31	20379.11	29.07	783.63	149.05
198	99	DX72	SLU_ENV_NL	Min	-64824.76	-19528.97	109.57	-1422.43	-148.95
198	99	DX59	SLU_ENV_NL	Min	-64369.64	-19444.34	-246.95	436.31	-148.95
198	99	DX60	SLU_ENV_NL	Min	-9855.48	-1413.30	-476.56	436.31	-1042.94
198	99	DX73	SLU_ENV_NL	Min	-12230.28	-4645.93	20.02	-1422.43	-1042.94
199	732	DX350	SLU_ENV_NL	Max	8059.90	1678.99	1549.46	99.26	13.30
199	732	DX337	SLU_ENV_NL	Max	4195.87	1482.16	122.45	-15.76	13.30
199	732	DX338	SLU_ENV_NL	Max	-765.69	631.70	134.65	-15.76	23.42
199	732	DX351	SLU_ENV_NL	Max	1108.37	856.53	1902.44	99.26	23.42
199	732	DX350	SLU_ENV_NL	Min	1815.70	1306.96	202.38	-194.46	-17.34
199	732	DX337	SLU_ENV_NL	Min	1938.75	340.50	-2298.29	-172.40	-17.34
199	732	DX338	SLU_ENV_NL	Min	-1120.65	-456.81	-1945.31	-172.40	-13.51
199	732	DX351	SLU_ENV_NL	Min	251.87	354.93	214.58	-194.46	-13.51
200	100	DX75	SLU_ENV_NL	Max	270346.15	80211.09	326.93	5426.93	1594.24
200	100	DX62	SLU_ENV_NL	Max	264769.41	79428.77	-634.78	409.82	1594.24
200	100	DX63	SLU_ENV_NL	Max	333024.28	100916.00	464.00	409.82	2150.86
200	100	DX76	SLU_ENV_NL	Max	336193.57	100658.28	1089.54	5426.93	2150.86
200	100	DX75	SLU_ENV_NL	Min	-294045.09	-89172.73	-908.36	-3643.32	-2158.99
200	100	DX62	SLU_ENV_NL	Min	-291667.93	-87395.42	-1533.89	64.38	-2158.99
200	100	DX63	SLU_ENV_NL	Min	-117551.83	-34796.66	-171.69	64.38	-1590.79
200	100	DX76	SLU_ENV_NL	Min	-116822.00	-34715.51	790.03	-3643.32	-1590.79
201	861	DX75	SLU_ENV_NL	Max	190547.41	56570.49	-2718.71	4193.41	1975.35
201	861	DX88	SLU_ENV_NL	Max	178434.14	54123.97	-3280.62	447.22	1975.35
201	861	SX88	SLU_ENV_NL	Max	154575.37	46724.21	-1180.09	447.22	3326.55
201	861	SX75	SLU_ENV_NL	Max	158724.28	47265.68	-618.18	4193.41	3326.55
201	861	DX75	SLU_ENV_NL	Min	-205635.85	-61339.40	-13420.78	-2901.55	-3334.90
201	861	DX88	SLU_ENV_NL	Min	-205534.00	-62011.55	-14837.48	-1451.89	-3334.90
201	861	SX88	SLU_ENV_NL	Min	-222603.67	-67372.40	-14259.90	-1451.89	-1976.21
201	861	SX75	SLU_ENV_NL	Min	-217656.24	-64705.58	-12843.21	-2901.55	-1976.21
202	862	DX88	SLU_ENV_NL	Max	176339.21	52121.81	-3304.12	5045.56	2684.84
202	862	DX101	SLU_ENV_NL	Max	174372.80	53091.79	-2842.68	1073.96	2684.84
202	862	SX101	SLU_ENV_NL	Max	151208.45	45840.30	-3892.25	1073.96	4387.31
202	862	SX88	SLU_ENV_NL	Max	153310.16	45515.28	-4353.69	5045.56	4387.31
202	862	DX88	SLU_ENV_NL	Min	-204268.94	-60803.10	-15662.38	-3477.17	-4385.09
202	862	DX101	SLU_ENV_NL	Min	-200593.68	-60655.68	-16813.63	-2388.67	-4385.09
202	862	SX101	SLU_ENV_NL	Min	-213039.12	-64692.33	-15284.47	-2388.67	-2685.50
202	862	SX88	SLU_ENV_NL	Min	-220509.33	-65372.20	-14133.21	-3477.17	-2685.50
203	101	DX55	SLU_ENV_NL	Max	330333.00	98461.71	1581.50	2688.70	2011.95
203	101	DX42	SLU_ENV_NL	Max	332453.69	99544.50	971.43	843.85	2011.95
203	101	DX43	SLU_ENV_NL	Max	266332.36	80617.13	-1484.74	843.85	786.37
203	101	DX56	SLU_ENV_NL	Max	263908.73	79305.58	-495.71	2688.70	786.37
203	101	DX55	SLU_ENV_NL	Min	-117021.10	-35773.67	1545.22	-5226.95	-798.41
203	101	DX42	SLU_ENV_NL	Min	-112254.68	-34074.39	592.47	-525.35	-798.41
203	101	DX43	SLU_ENV_NL	Min	-283458.04	-84309.38	-1695.45	-525.35	-2026.86
203	101	DX56	SLU_ENV_NL	Min	-290527.81	-86956.36	-1121.67	-5226.95	-2026.86
204	733	DX336	SLU_ENV_NL	Max	76756.95	22335.77	206.33	295.30	47.63
204	733	DX323	SLU_ENV_NL	Max	77457.67	23780.80	1231.49	-742.52	47.63
204	733	DX324	SLU_ENV_NL	Max	4219.85	1831.11	804.23	-742.52	78.55
204	733	DX337	SLU_ENV_NL	Max	2752.26	1322.13	-210.47	295.30	78.55
204	733	DX336	SLU_ENV_NL	Min	13645.82	4776.07	-44.34	-1648.09	-77.22
204	733	DX323	SLU_ENV_NL	Min	19431.84	5185.36	-1867.81	-947.95	-77.22
204	733	DX324	SLU_ENV_NL	Min	2979.60	417.08	-2033.93	-947.95	-57.46
204	733	DX337	SLU_ENV_NL	Min	-301.68	-408.30	-220.92	-1648.09	-57.46
205	102	DX58	SLU_ENV_NL	Max	69106.74	20373.59	754.19	2152.95	-876.09
205	102	DX45	SLU_ENV_NL	Max	71428.19	20913.62	420.62	-1655.57	-876.09



205	102	DX46	SLU_ENV_NL	Max	33420.17	11051.28	-78.56	-1655.57	1671.47
205	102	DX59	SLU_ENV_NL	Max	34255.53	9183.46	140.38	2152.95	1671.47
205	102	DX58	SLU_ENV_NL	Min	-9660.71	-3807.15	428.01	383.55	-1690.53
205	102	DX45	SLU_ENV_NL	Min	-5884.43	-908.65	373.79	-1765.42	-1690.53
205	102	DX46	SLU_ENV_NL	Min	-66449.02	-19799.54	-240.02	-1765.42	873.49
205	102	DX59	SLU_ENV_NL	Min	-66182.40	-19908.83	-71.17	383.55	873.49
206	103	DX59	SLU_ENV_NL	Max	34254.99	9183.30	71.14	-421.78	1671.48
206	103	DX46	SLU_ENV_NL	Max	33419.51	11051.09	246.58	1765.46	1671.48
206	103	DX47	SLU_ENV_NL	Max	68933.04	20166.69	-377.45	1765.46	-892.70
206	103	DX60	SLU_ENV_NL	Max	66571.66	19607.86	-427.99	-421.78	-892.70
206	103	DX59	SLU_ENV_NL	Min	-64632.02	-19447.08	-136.84	-2152.97	890.00
206	103	DX46	SLU_ENV_NL	Min	-64900.03	-19331.48	78.54	1655.96	890.00
206	103	DX47	SLU_ENV_NL	Min	-5883.96	-908.52	-420.59	1655.96	-1690.53
206	103	DX60	SLU_ENV_NL	Min	-9660.20	-3807.02	-760.87	-2152.97	-1690.53
207	734	DX337	SLU_ENV_NL	Max	3849.31	1262.54	272.86	98.83	3.18
207	734	DX324	SLU_ENV_NL	Max	5769.89	2625.95	300.55	-34.81	3.18
207	734	DX325	SLU_ENV_NL	Max	579.22	764.38	14.97	-34.81	27.85
207	734	DX338	SLU_ENV_NL	Max	-846.15	249.55	-12.72	98.83	27.85
207	734	DX337	SLU_ENV_NL	Min	2507.74	828.42	-2041.81	-142.91	-24.17
207	734	DX324	SLU_ENV_NL	Min	5600.45	868.32	-199.48	-247.84	-24.17
207	734	DX325	SLU_ENV_NL	Min	427.63	-735.15	-356.60	-247.84	-13.04
207	734	DX338	SLU_ENV_NL	Min	-1500.66	-1136.46	-2198.94	-142.91	-13.04
208	104	DX62	SLU_ENV_NL	Max	263909.81	79305.90	1099.37	5184.15	786.38
208	104	DX49	SLU_ENV_NL	Max	266334.41	80617.75	1701.54	570.78	786.38
208	104	DX50	SLU_ENV_NL	Max	333106.31	99732.60	-592.74	570.78	1974.06
208	104	DX63	SLU_ENV_NL	Max	330972.87	98632.78	-1548.11	5184.15	1974.06
208	104	DX62	SLU_ENV_NL	Min	-290129.28	-86821.42	495.98	-2688.72	-1988.97
208	104	DX49	SLU_ENV_NL	Min	-283131.04	-84191.62	1485.05	-843.86	-1988.97
208	104	DX50	SLU_ENV_NL	Min	-112254.93	-34074.48	-945.94	-843.86	-798.41
208	104	DX63	SLU_ENV_NL	Min	-117022.31	-35774.08	-1581.80	-2688.72	-798.41
209	863	DX101	SLU_ENV_NL	Max	171757.16	50593.56	-1235.14	5725.82	3593.70
209	863	DX114	SLU_ENV_NL	Max	166627.88	50921.95	642.20	1877.49	3593.70
209	863	SX114	SLU_ENV_NL	Max	145353.51	44244.89	-2268.60	1877.49	5253.23
209	863	SX101	SLU_ENV_NL	Max	149504.48	44212.51	-4145.94	5725.82	5253.23
209	863	DX101	SLU_ENV_NL	Min	-198889.58	-59027.47	-16164.07	-4211.86	-5249.30
209	863	DX114	SLU_ENV_NL	Min	-195311.05	-59232.72	-17349.79	-3174.62	-5249.30
209	863	SX114	SLU_ENV_NL	Min	-204254.41	-62211.06	-17890.36	-3174.62	-3591.73
209	863	SX101	SLU_ENV_NL	Min	-210422.88	-62192.13	-16704.64	-4211.86	-3591.73
211	105	DX42	SLU_ENV_NL	Max	331328.82	99834.34	2826.78	2079.34	1650.40
211	105	DX29	SLU_ENV_NL	Max	340570.93	102861.65	3762.19	1427.94	1650.40
211	105	DX30	SLU_ENV_NL	Max	274220.93	82112.23	-2315.42	1427.94	267.11
211	105	DX43	SLU_ENV_NL	Max	265542.82	79158.52	-3028.58	2079.34	267.11
211	105	DX42	SLU_ENV_NL	Min	-111648.85	-33228.12	2177.02	-4783.79	-292.46
211	105	DX29	SLU_ENV_NL	Min	-102669.20	-29841.08	2890.18	-907.13	-292.46
211	105	DX30	SLU_ENV_NL	Min	-269177.25	-80838.29	-2965.13	-907.13	-1679.76
211	105	DX43	SLU_ENV_NL	Min	-282500.01	-85155.36	-3900.54	-4783.79	-1679.76
212	735	DX323	SLU_ENV_NL	Max	76853.54	22383.48	1473.58	166.85	-29.47
212	735	DX310	SLU_ENV_NL	Max	77593.20	24010.12	801.34	-867.63	-29.47
212	735	DX311	SLU_ENV_NL	Max	8899.46	2017.53	-132.21	-867.63	75.44
212	735	DX324	SLU_ENV_NL	Max	3750.64	2137.14	540.03	166.85	75.44
212	735	DX323	SLU_ENV_NL	Min	21019.37	7193.03	-2064.47	-1105.88	-79.83
212	735	DX310	SLU_ENV_NL	Min	32536.77	8956.09	-263.22	-1442.07	-79.83
212	735	DX311	SLU_ENV_NL	Min	3166.21	1340.30	-286.42	-1442.07	20.99
212	735	DX324	SLU_ENV_NL	Min	2550.97	-214.11	-2087.66	-1105.88	20.99
213	106	DX45	SLU_ENV_NL	Max	72696.69	22389.85	605.45	2458.10	-1540.42
213	106	DX32	SLU_ENV_NL	Max	76308.83	23251.55	981.69	-2144.72	-1540.42
213	106	DX33	SLU_ENV_NL	Max	30401.57	9911.55	149.89	-2144.72	1968.97
213	106	DX46	SLU_ENV_NL	Max	31590.36	9074.39	-148.84	2458.10	1968.97
213	106	DX45	SLU_ENV_NL	Min	-4814.45	-1464.52	521.01	1130.35	-1980.29
213	106	DX32	SLU_ENV_NL	Min	-491.17	530.09	714.31	-2456.15	-1980.29
213	106	DX33	SLU_ENV_NL	Min	-68265.79	-20326.63	-39.98	-2456.15	1536.83
213	106	DX46	SLU_ENV_NL	Min	-67444.10	-20364.38	-310.79	1130.35	1536.83
214	107	DX46	SLU_ENV_NL	Max	31589.66	9074.18	317.65	-1161.21	1968.99
214	107	DX33	SLU_ENV_NL	Max	30401.13	9911.42	40.06	2449.67	1968.99
214	107	DX34	SLU_ENV_NL	Max	73857.81	22522.21	-714.42	2449.67	-1550.91
214	107	DX47	SLU_ENV_NL	Max	70211.16	21645.26	-526.32	-1161.21	-1550.91
214	107	DX46	SLU_ENV_NL	Min	-65906.73	-19905.30	148.93	-2458.14	1547.22
214	107	DX33	SLU_ENV_NL	Min	-66719.36	-19860.57	-144.80	2144.77	1547.22
214	107	DX34	SLU_ENV_NL	Min	-490.26	530.38	-988.77	2144.77	-1980.31
214	107	DX47	SLU_ENV_NL	Min	-4813.92	-1464.35	-605.54	-2458.14	-1980.31
215	736	DX324	SLU_ENV_NL	Max	6752.61	3049.63	130.49	56.17	-0.83
215	736	DX311	SLU_ENV_NL	Max	6735.38	1593.88	319.83	-59.37	-0.83
215	736	DX312	SLU_ENV_NL	Max	-53.30	699.26	344.68	-59.37	31.18
215	736	DX325	SLU_ENV_NL	Max	678.30	1194.84	155.35	56.17	31.18
215	736	DX324	SLU_ENV_NL	Min	4898.19	494.01	-344.48	-90.28	-20.90
215	736	DX311	SLU_ENV_NL	Min	4024.63	1356.41	-2045.89	-290.93	-20.90
215	736	DX312	SLU_ENV_NL	Min	-890.42	-967.69	-1937.50	-290.93	-5.47
215	736	DX325	SLU_ENV_NL	Min	243.36	-564.11	-236.10	-90.28	-5.47
216	108	DX49	SLU_ENV_NL	Max	265544.90	79159.15	3949.35	4730.09	267.06
216	108	DX36	SLU_ENV_NL	Max	274221.93	82112.53	2981.53	965.04	267.06
216	108	DX37	SLU_ENV_NL	Max	341424.14	103154.75	-2889.84	965.04	1602.20



Autorità Portuale di Taranto
Interventi per il dragaggio di 2,3 M³ di sedimenti in area Molo Polisettoriale e per la realizzazione di un primo lotto della cassa di colmata funzionale all'ampliamento del V Sporgente del Porto di Taranto

Allegati alla relazione di calcolo strutturale allineamento "BC"

Data 05/2016
Rev. B
c.d.c.: C296A
514B



216	108	DX50	SLU_ENV_NL	Max	332013.50	100038.08	-2176.66	4730.09	1602.20
216	108	DX49	SLU_ENV_NL	Min	-282218.81	-85099.03	3028.26	-2079.29	-1632.08
216	108	DX36	SLU_ENV_NL	Min	-268824.82	-80741.10	2315.08	-1428.01	-1632.08
216	108	DX37	SLU_ENV_NL	Min	-102670.66	-29841.50	-3812.10	-1428.01	-292.40
216	108	DX50	SLU_ENV_NL	Min	-111649.11	-33228.17	-2844.28	-2079.29	-292.40
217	864	DX73	SLU_ENV_NL	Max	33112.90	9946.75	4574.22	69.78	584.48
217	864	DX86	SLU_ENV_NL	Max	28073.14	8409.06	6367.11	328.63	584.48
217	864	SX86	SLU_ENV_NL	Max	35217.82	10646.62	7889.29	328.63	-91.87
217	864	SX73	SLU_ENV_NL	Max	37153.92	11064.91	6096.40	69.78	-91.87
217	864	DX73	SLU_ENV_NL	Min	-22796.15	-6757.91	-24071.42	-663.08	92.59
217	864	DX86	SLU_ENV_NL	Min	-23302.38	-7071.65	-28589.62	226.09	92.59
217	864	SX86	SLU_ENV_NL	Min	-24440.26	-7319.39	-28786.90	226.09	-585.74
217	864	SX73	SLU_ENV_NL	Min	-19175.12	-5765.22	-24268.69	-663.08	-585.74
218	865	DX86	SLU_ENV_NL	Max	28163.27	8490.36	8350.77	-103.01	590.09
218	865	DX99	SLU_ENV_NL	Max	29700.70	8868.84	10634.03	402.59	590.09
218	865	SX99	SLU_ENV_NL	Max	32875.86	9944.77	11002.30	402.59	-298.21
218	865	SX86	SLU_ENV_NL	Max	34946.48	10401.94	8719.04	-103.01	-298.21
218	865	DX86	SLU_ENV_NL	Min	-23031.24	-6827.65	-32098.13	-662.17	298.40
218	865	DX99	SLU_ENV_NL	Min	-23658.50	-7179.27	-35518.66	338.89	298.40
218	865	SX99	SLU_ENV_NL	Min	-23721.88	-7075.24	-36071.85	338.89	-591.16
218	865	SX86	SLU_ENV_NL	Min	-24530.32	-7400.42	-32651.32	-662.17	-591.16
219	109	DX29	SLU_ENV_NL	Max	339239.19	101094.93	2033.74	1665.08	779.18
219	109	DX16	SLU_ENV_NL	Max	344131.04	102500.09	1353.13	1848.16	779.18
219	109	DX17	SLU_ENV_NL	Max	279554.77	83979.25	-2102.61	1848.16	-83.79
219	109	DX30	SLU_ENV_NL	Max	274351.85	82716.69	-1133.37	1665.08	-83.79
219	109	DX29	SLU_ENV_NL	Min	-103131.85	-31551.31	1918.04	-3736.08	73.48
219	109	DX16	SLU_ENV_NL	Min	-98325.11	-30234.94	948.80	-1905.78	73.48
219	109	DX17	SLU_ENV_NL	Min	-261474.03	-78124.44	-2135.00	-1905.78	-793.09
219	109	DX30	SLU_ENV_NL	Min	-268183.96	-80199.73	-1454.39	-3736.08	-793.09
220	737	DX310	SLU_ENV_NL	Max	77115.80	22187.18	628.24	-55.36	11.02
220	737	DX297	SLU_ENV_NL	Max	75863.91	23554.04	1027.39	-875.73	11.02
220	737	DX298	SLU_ENV_NL	Max	13279.80	2912.57	289.93	-875.73	61.97
220	737	DX311	SLU_ENV_NL	Max	8478.54	3536.27	-109.23	-55.36	61.97
220	737	DX310	SLU_ENV_NL	Min	34111.35	11282.90	-510.94	-1372.91	-61.17
220	737	DX297	SLU_ENV_NL	Min	41996.80	11606.76	-2624.96	-1178.57	-61.17
220	737	DX298	SLU_ENV_NL	Min	1254.82	1625.25	-2417.84	-1178.57	-18.15
220	737	DX311	SLU_ENV_NL	Min	2789.12	314.94	-303.82	-1372.91	-18.15
221	110	DX32	SLU_ENV_NL	Max	76861.71	22425.63	617.63	1287.82	-808.52
221	110	DX19	SLU_ENV_NL	Max	78747.19	23042.46	313.43	-1034.37	-808.52
221	110	DX20	SLU_ENV_NL	Max	28255.19	8414.30	-112.77	-1034.37	995.92
221	110	DX33	SLU_ENV_NL	Max	29003.36	8612.97	207.89	1287.82	995.92
221	110	DX32	SLU_ENV_NL	Min	372.06	45.42	436.29	254.79	-996.54
221	110	DX19	SLU_ENV_NL	Min	2458.75	400.44	128.96	-1626.19	-996.54
221	110	DX20	SLU_ENV_NL	Min	-69654.38	-20756.60	-280.77	-1626.19	805.39
221	110	DX33	SLU_ENV_NL	Min	-69245.61	-20923.83	10.10	254.79	805.39
222	111	DX33	SLU_ENV_NL	Max	29002.88	8612.82	-10.00	-277.83	995.93
222	111	DX20	SLU_ENV_NL	Max	28255.05	8414.26	292.56	1612.14	995.93
222	111	DX21	SLU_ENV_NL	Max	76338.17	22318.78	-137.90	1612.14	-812.42
222	111	DX34	SLU_ENV_NL	Max	74412.97	21688.15	-436.41	-277.83	-812.42
222	111	DX33	SLU_ENV_NL	Min	-67705.32	-20462.52	-199.21	-1287.84	809.18
222	111	DX20	SLU_ENV_NL	Min	-68083.65	-20284.61	112.88	1034.40	809.18
222	111	DX21	SLU_ENV_NL	Min	2460.08	400.83	-313.53	1034.40	-996.55
222	111	DX34	SLU_ENV_NL	Min	372.99	45.68	-629.67	-1287.84	-996.55
223	738	DX311	SLU_ENV_NL	Max	7614.22	3287.77	499.72	-14.74	1.87
223	738	DX298	SLU_ENV_NL	Max	11206.73	2475.81	-335.63	-17.12	1.87
223	738	DX299	SLU_ENV_NL	Max	1303.86	1178.23	-696.50	-17.12	24.44
223	738	DX312	SLU_ENV_NL	Max	-465.75	985.35	138.85	-14.74	24.44
223	738	DX311	SLU_ENV_NL	Min	3645.92	568.77	-1990.71	-113.09	-17.73
223	738	DX298	SLU_ENV_NL	Min	4079.30	2279.85	-703.44	-295.78	-17.73
223	738	DX299	SLU_ENV_NL	Min	592.11	-521.44	-720.36	-295.78	-12.53
223	738	DX312	SLU_ENV_NL	Min	-603.93	-912.82	-2007.64	-113.09	-12.53
224	112	DX36	SLU_ENV_NL	Max	274352.86	82716.98	1463.50	3717.61	-83.78
224	112	DX23	SLU_ENV_NL	Max	279557.49	83980.06	2175.42	1929.30	-83.78
224	112	DX24	SLU_ENV_NL	Max	345091.69	102773.11	-949.31	1929.30	761.03
224	112	DX37	SLU_ENV_NL	Max	340096.03	101329.60	-1918.56	3717.61	761.03
224	112	DX36	SLU_ENV_NL	Min	-267847.61	-80085.65	1133.88	-1665.10	-775.19
224	112	DX23	SLU_ENV_NL	Min	-261078.01	-77986.01	2103.13	-1848.16	-775.19
224	112	DX24	SLU_ENV_NL	Min	-98324.89	-30234.87	-1360.51	-1848.16	73.47
224	112	DX37	SLU_ENV_NL	Min	-103133.34	-31551.79	-2072.43	-1665.10	73.47
225	866	DX99	SLU_ENV_NL	Max	29836.07	8990.75	11213.06	-91.93	477.65
225	866	DX112	SLU_ENV_NL	Max	30441.21	9092.43	13694.51	397.09	477.65
225	866	SX112	SLU_ENV_NL	Max	32312.70	9760.36	15633.94	397.09	-288.75
225	866	SX99	SLU_ENV_NL	Max	32629.10	9722.18	13152.49	-91.93	-288.75
225	866	DX99	SLU_ENV_NL	Min	-23411.97	-6957.49	-37090.91	-562.06	288.30
225	866	DX112	SLU_ENV_NL	Min	-22559.05	-6833.81	-38901.09	248.94	288.30
225	866	SX112	SLU_ENV_NL	Min	-23957.22	-7147.11	-38522.24	248.94	-479.33
225	866	SX99	SLU_ENV_NL	Min	-23857.27	-7197.23	-36712.07	-562.06	-479.33
228	739	DX297	SLU_ENV_NL	Max	75888.28	21792.41	375.93	-571.95	20.33
228	739	DX284	SLU_ENV_NL	Max	76273.20	23944.08	-698.84	-442.19	20.33
228	739	DX285	SLU_ENV_NL	Max	8591.35	1853.39	-415.48	-442.19	101.41
228	739	DX298	SLU_ENV_NL	Max	13845.24	5911.00	806.68	-571.95	101.41



Autorità Portuale di Taranto
Interventi per il dragaggio di 2,3 M³ di sedimenti in area Molo Polisettoriale e per la realizzazione di un primo lotto della cassa di colmata funzionale all'ampliamento del V Sporgente del Porto di Taranto

Allegati alla relazione di calcolo strutturale allineamento "BC"

Data 05/2016
Rev. B
c.d.c.: C296A
514B

228	739	DX297	SLU_ENV_NL	Min	43111.84	14209.93	-2778.54	-644.42	-108.89
228	739	DX284	SLU_ENV_NL	Min	38522.44	10322.09	-2109.27	-2045.55	-108.89
228	739	DX285	SLU_ENV_NL	Min	-4656.14	-735.71	-1678.52	-2045.55	0.86
228	739	DX298	SLU_ENV_NL	Min	-201.98	-1387.86	-2495.18	-644.42	0.86
231	740	DX298	SLU_ENV_NL	Max	12276.91	5438.68	-703.79	-120.19	10.74
231	740	DX285	SLU_ENV_NL	Max	8352.62	1783.58	-135.68	31.55	10.74
231	740	DX286	SLU_ENV_NL	Max	-302.30	814.10	168.24	31.55	8.44
231	740	DX299	SLU_ENV_NL	Max	2014.82	2256.87	-399.87	-120.19	8.44
231	740	DX298	SLU_ENV_NL	Min	3105.03	-382.02	-797.51	-179.84	6.82
231	740	DX285	SLU_ENV_NL	Min	1809.50	1190.25	-2123.28	-164.52	6.82
231	740	DX286	SLU_ENV_NL	Min	-1481.88	-1277.89	-1969.32	-164.52	-15.95
231	740	DX299	SLU_ENV_NL	Min	44.01	-1038.51	-643.55	-179.84	-15.95
233	867	DX71	SLU_ENV_NL	Max	33114.27	9947.16	24071.49	700.43	614.61
233	867	SX71	SLU_ENV_NL	Max	39193.48	11672.60	24268.53	700.43	-91.84
233	867	SX84	SLU_ENV_NL	Max	37216.07	11250.26	28786.73	-226.07	-91.84
233	867	DX84	SLU_ENV_NL	Max	28074.21	8409.39	28589.69	-226.07	614.61
233	867	DX71	SLU_ENV_NL	Min	-24977.51	-7408.15	-4748.01	-69.81	92.55
233	867	SX71	SLU_ENV_NL	Min	-19176.34	-5765.58	-6270.89	-69.81	-615.86
233	867	SX84	SLU_ENV_NL	Min	-24441.70	-7319.83	-8091.47	-342.34	-615.86
233	867	DX84	SLU_ENV_NL	Min	-25451.43	-7720.54	-6568.59	-342.34	92.55
234	741	DX284	SLU_ENV_NL	Max	95961.73	27650.59	-23.19	-623.55	-10.23
234	741	DX271	SLU_ENV_NL	Max	117837.52	36369.62	-908.48	-980.64	-10.23
234	741	DX272	SLU_ENV_NL	Max	3783.71	2365.02	-198.86	-980.64	165.15
234	741	DX285	SLU_ENV_NL	Max	11596.05	4479.57	-1665.04	-623.55	165.15
234	741	DX284	SLU_ENV_NL	Min	48876.46	16007.38	-2801.72	-1082.43	-212.29
234	741	DX271	SLU_ENV_NL	Min	41415.39	11100.38	-1981.39	-3597.11	-212.29
234	741	DX272	SLU_ENV_NL	Min	3040.68	-556.92	-3623.24	-3597.11	43.37
234	741	DX285	SLU_ENV_NL	Min	-7765.69	-3057.71	-2092.10	-1082.43	43.37
235	113	SX378	SLU_ENV_NL	Max	654.00	1471.12	498.44	73.63	11.57
235	113	SX365	SLU_ENV_NL	Max	342.15	1422.10	2602.63	87.54	11.57
235	113	SX366	SLU_ENV_NL	Max	1430.43	1316.65	2600.95	87.54	35.80
235	113	SX379	SLU_ENV_NL	Max	1234.19	1249.44	496.76	73.63	35.80
235	113	SX378	SLU_ENV_NL	Min	505.56	-27.18	-467.72	-58.10	-31.34
235	113	SX365	SLU_ENV_NL	Min	-564.29	-560.12	-764.02	-347.88	-31.34
235	113	SX366	SLU_ENV_NL	Min	-10041.76	-3338.41	-520.96	-347.88	-11.62
235	113	SX379	SLU_ENV_NL	Min	-6790.05	-2196.39	-224.66	-58.10	-11.62
236	114	SX379	SLU_ENV_NL	Max	-24.58	867.83	290.72	-125.93	19.48
236	114	SX366	SLU_ENV_NL	Max	3671.33	1992.90	3889.18	205.50	19.48
236	114	SX367	SLU_ENV_NL	Max	6958.78	2120.00	3416.89	205.50	79.11
236	114	SX380	SLU_ENV_NL	Max	1067.76	345.81	856.98	-125.93	79.11
236	114	SX379	SLU_ENV_NL	Min	-5425.01	-1773.48	-771.45	-510.64	-68.82
236	114	SX366	SLU_ENV_NL	Min	-8241.74	-2811.80	-1057.25	-1560.81	-68.82
236	114	SX367	SLU_ENV_NL	Min	-68239.96	-20538.59	-490.99	-1560.81	-27.21
236	114	SX380	SLU_ENV_NL	Min	-59447.54	-17717.64	-1243.74	-510.64	-27.21
237	115	SX380	SLU_ENV_NL	Max	28691.11	8547.86	702.21	642.35	1588.10
237	115	SX367	SLU_ENV_NL	Max	26541.91	8072.07	1990.12	1845.70	1588.10
237	115	SX368	SLU_ENV_NL	Max	36179.24	9507.95	357.06	1845.70	172.81
237	115	SX381	SLU_ENV_NL	Max	33777.92	8234.49	214.35	642.35	172.81
237	115	SX380	SLU_ENV_NL	Min	-108052.62	-32371.25	162.30	-1854.20	-176.80
237	115	SX367	SLU_ENV_NL	Min	-105061.14	-31505.03	-167.96	235.37	-176.80
237	115	SX368	SLU_ENV_NL	Min	28178.45	8743.05	-655.82	235.37	-1590.22
237	115	SX381	SLU_ENV_NL	Min	24313.43	8109.52	-1470.75	-1854.20	-1590.22
238	742	DX285	SLU_ENV_NL	Max	11037.43	4320.58	86.82	4.36	-2.93
238	742	DX272	SLU_ENV_NL	Max	12041.38	2563.79	-2401.64	-116.07	-2.93
238	742	DX273	SLU_ENV_NL	Max	1202.43	1828.03	-2558.06	-116.07	19.79
238	742	DX286	SLU_ENV_NL	Max	-903.75	1202.50	-69.60	4.36	19.79
238	742	DX285	SLU_ENV_NL	Min	1707.18	-184.82	-2480.95	-190.45	-18.18
238	742	DX272	SLU_ENV_NL	Min	3806.66	1911.79	-2737.41	-341.84	-18.18
238	742	DX273	SLU_ENV_NL	Min	-789.85	-1445.15	-2885.21	-341.84	-0.11
238	742	DX286	SLU_ENV_NL	Min	-981.71	-911.63	-2628.75	-190.45	-0.11
239	116	SX383	SLU_ENV_NL	Max	61548.84	18302.57	250.04	1798.15	663.50
239	116	SX370	SLU_ENV_NL	Max	65688.39	19544.55	158.82	869.58	663.50
239	116	SX371	SLU_ENV_NL	Max	28821.60	8575.84	2.09	869.58	1909.53
239	116	SX384	SLU_ENV_NL	Max	27471.20	8303.70	70.95	1798.15	1909.53
239	116	SX383	SLU_ENV_NL	Min	-2295.61	-748.95	109.67	-676.62	-1910.60
239	116	SX370	SLU_ENV_NL	Min	-3566.59	-1147.63	40.80	-2654.16	-1910.60
239	116	SX371	SLU_ENV_NL	Min	-75822.32	-22703.78	-132.06	-2654.16	-663.16
239	116	SX384	SLU_ENV_NL	Min	-72684.28	-21862.14	-40.84	-676.62	-663.16
240	117	SX384	SLU_ENV_NL	Max	27470.92	8303.62	43.60	676.64	1906.01
240	117	SX371	SLU_ENV_NL	Max	28821.48	8575.81	127.05	2646.65	1906.01
240	117	SX372	SLU_ENV_NL	Max	65487.20	19492.17	-40.80	2646.65	663.51
240	117	SX385	SLU_ENV_NL	Max	61355.38	18254.75	-109.72	676.64	663.51
240	117	SX384	SLU_ENV_NL	Min	-71776.41	-21589.32	-70.93	-1797.50	-663.17
240	117	SX371	SLU_ENV_NL	Min	-74910.62	-22430.71	-2.01	-869.60	-663.17
240	117	SX372	SLU_ENV_NL	Min	-3566.48	-1147.66	-162.96	-869.60	-1907.07
240	117	SX385	SLU_ENV_NL	Min	-2295.59	-749.00	-246.42	-1797.50	-1907.07
241	743	DX271	SLU_ENV_NL	Max	121133.30	35063.61	608.67	62.67	-164.04
241	743	DX258	SLU_ENV_NL	Max	140447.63	43415.53	-538.10	-1991.29	-164.04
241	743	DX259	SLU_ENV_NL	Max	19973.42	4601.31	-1739.01	-1991.29	285.99
241	743	DX272	SLU_ENV_NL	Max	3493.44	3005.02	-1723.64	62.67	285.99
241	743	DX271	SLU_ENV_NL	Min	43911.62	14891.63	-2410.07	-744.57	-327.41



Autorità Portuale di Taranto
Interventi per il dragaggio di 2,3 M m³ di sedimenti in area Molo Polisettoriale e per la realizzazione di un primo lotto della cassa di colmata funzionale all'ampliamento del V Sporgente del Porto di Taranto

Allegati alla relazione di calcolo strutturale allineamento "BC"

Data 05/2016
Rev. B
c.d.c.: C296A
514B

241	743	DX258	SLU_ENV_NL	Min	69617.28	19231.43	-592.66	-4831.35	-327.41
241	743	DX259	SLU_ENV_NL	Min	3206.07	1901.43	-2924.97	-4831.35	144.25
241	743	DX272	SLU_ENV_NL	Min	-2008.13	-2172.40	-3610.98	-744.57	144.25
242	118	SX387	SLU_ENV_NL	Max	33778.10	8109.61	1470.80	1853.89	172.81
242	118	SX374	SLU_ENV_NL	Max	36179.62	9301.15	651.39	-235.37	172.81
242	118	SX375	SLU_ENV_NL	Max	22124.54	6741.91	164.31	-235.37	1597.82
242	118	SX388	SLU_ENV_NL	Max	24293.66	7257.35	-162.37	1853.89	1597.82
242	118	SX387	SLU_ENV_NL	Min	23625.18	8047.27	-217.92	-642.35	-1599.79
242	118	SX374	SLU_ENV_NL	Min	27490.00	8743.21	-357.00	-1868.45	-1599.79
242	118	SX375	SLU_ENV_NL	Min	-105061.48	-31505.12	-1990.17	-1868.45	-176.81
242	118	SX388	SLU_ENV_NL	Min	-108053.16	-32371.40	-705.00	-642.35	-176.81
243	744	DX272	SLU_ENV_NL	Max	13773.51	6120.62	-2421.98	29.92	-2.29
243	744	DX259	SLU_ENV_NL	Max	15098.46	3107.25	-2166.48	-18.06	-2.29
243	744	DX260	SLU_ENV_NL	Max	-360.25	679.71	-2237.91	-18.06	63.83
243	744	DX273	SLU_ENV_NL	Max	162.36	1874.53	-2576.12	29.92	63.83
243	744	DX272	SLU_ENV_NL	Min	2862.74	-660.22	-2908.58	-82.66	-41.71
243	744	DX259	SLU_ENV_NL	Min	1641.36	1381.10	-2412.58	-673.38	-41.71
243	744	DX260	SLU_ENV_NL	Min	-905.33	-1747.56	-2320.62	-673.38	-11.98
243	744	DX273	SLU_ENV_NL	Min	-263.43	-1561.25	-2733.90	-82.66	-11.98
244	745	DX258	SLU_ENV_NL	Max	143573.31	41598.69	-1076.61	-383.76	-116.38
244	745	DX245	SLU_ENV_NL	Max	156593.59	48337.96	1009.49	-2063.31	-116.38
244	745	DX246	SLU_ENV_NL	Max	17326.79	3028.88	741.24	-2063.31	167.05
244	745	DX259	SLU_ENV_NL	Max	18531.28	6740.70	-1757.64	-383.76	167.05
244	745	DX258	SLU_ENV_NL	Min	73007.99	23587.24	-1756.09	-2000.51	-200.89
244	745	DX245	SLU_ENV_NL	Min	77122.93	21501.74	-3042.38	-4451.93	-200.89
244	745	DX246	SLU_ENV_NL	Min	336.23	1916.17	-3723.42	-4451.93	135.71
244	745	DX259	SLU_ENV_NL	Min	-1483.96	-1496.23	-2024.34	-2000.51	135.71
245	119	SX365	SLU_ENV_NL	Max	99.96	371.78	2627.88	35.09	14.14
245	119	SX352	SLU_ENV_NL	Max	501.11	234.76	769.47	124.56	14.14
245	119	SX353	SLU_ENV_NL	Max	1757.76	-122.25	720.40	124.56	35.72
245	119	SX366	SLU_ENV_NL	Max	1021.90	-497.53	2578.82	35.09	35.72
245	119	SX365	SLU_ENV_NL	Min	-632.08	-1372.91	-685.95	-62.95	-33.52
245	119	SX352	SLU_ENV_NL	Min	-389.38	-1155.54	-730.17	-399.64	-33.52
245	119	SX353	SLU_ENV_NL	Min	-11652.97	-3401.23	-683.27	-399.64	-15.72
245	119	SX366	SLU_ENV_NL	Min	-10238.98	-2713.53	-639.05	-62.95	-15.72
246	120	SX366	SLU_ENV_NL	Max	2725.90	6.11	3453.25	-126.04	33.30
246	120	SX353	SLU_ENV_NL	Max	-2048.15	-1256.46	-4.78	303.26	33.30
246	120	SX354	SLU_ENV_NL	Max	3155.22	982.78	888.34	303.26	127.07
246	120	SX367	SLU_ENV_NL	Max	7277.55	2017.92	3897.90	-126.04	127.07
246	120	SX366	SLU_ENV_NL	Min	-6532.03	-1581.82	-1331.48	-375.34	-110.76
246	120	SX353	SLU_ENV_NL	Min	-11671.32	-3426.36	-172.26	-2063.61	-110.76
246	120	SX354	SLU_ENV_NL	Min	-82816.27	-24996.07	272.39	-2063.61	-27.17
246	120	SX367	SLU_ENV_NL	Min	-69636.31	-20724.03	-438.36	-375.34	-27.17
247	121	SX367	SLU_ENV_NL	Max	25602.45	7666.87	2952.82	515.25	1724.41
247	121	SX354	SLU_ENV_NL	Max	23295.37	7018.15	1217.46	2027.37	1724.41
247	121	SX355	SLU_ENV_NL	Max	43027.06	14881.35	116.99	2027.37	58.43
247	121	SX368	SLU_ENV_NL	Max	37356.63	12871.13	-516.93	515.25	58.43
247	121	SX367	SLU_ENV_NL	Min	-105052.46	-31679.53	-122.60	-1988.93	-69.14
247	121	SX354	SLU_ENV_NL	Min	-99015.12	-29669.88	768.63	366.75	-69.14
247	121	SX355	SLU_ENV_NL	Min	32860.41	8771.89	-2252.29	366.75	-1725.71
247	121	SX368	SLU_ENV_NL	Min	28435.00	7636.78	-774.24	-1988.93	-1725.71
248	746	DX259	SLU_ENV_NL	Max	16750.52	6236.47	-2093.90	-17.70	-14.07
248	746	DX246	SLU_ENV_NL	Max	20236.39	3871.76	793.74	-58.66	-14.07
248	746	DX247	SLU_ENV_NL	Max	872.42	2205.72	445.04	-58.66	53.06
248	746	DX260	SLU_ENV_NL	Max	-883.65	355.78	-2363.79	-17.70	53.06
248	746	DX259	SLU_ENV_NL	Min	994.30	-722.26	-2286.23	-115.00	-34.73
248	746	DX246	SLU_ENV_NL	Min	2559.40	2552.62	-3119.31	-700.06	-34.73
248	746	DX247	SLU_ENV_NL	Min	-77.48	-2775.96	-3196.87	-700.06	-7.93
248	746	DX260	SLU_ENV_NL	Min	-987.61	-1118.46	-2442.60	-115.00	-7.93
249	122	SX370	SLU_ENV_NL	Max	66913.89	20262.98	162.13	2094.74	798.32
249	122	SX357	SLU_ENV_NL	Max	71542.25	21403.17	225.09	1038.81	798.32
249	122	SX358	SLU_ENV_NL	Max	30713.00	9195.26	41.13	1038.81	2191.70
249	122	SX371	SLU_ENV_NL	Max	29223.81	8695.24	50.80	2094.74	2191.70
249	122	SX370	SLU_ENV_NL	Min	-3993.46	-1349.19	-37.86	-822.69	-2191.46
249	122	SX357	SLU_ENV_NL	Min	-5688.87	-1640.70	-47.53	-3013.77	-2191.46
249	122	SX358	SLU_ENV_NL	Min	-80672.06	-24200.75	-70.41	-3013.77	-798.87
249	122	SX371	SLU_ENV_NL	Min	-76912.56	-22971.36	-133.37	-822.69	-798.87
250	123	SX371	SLU_ENV_NL	Max	29223.71	8695.21	126.59	822.71	2187.00
250	123	SX358	SLU_ENV_NL	Max	30713.10	9195.29	74.20	3004.80	2187.00
250	123	SX359	SLU_ENV_NL	Max	71317.44	21323.28	47.46	3004.80	798.33
250	123	SX372	SLU_ENV_NL	Max	66704.59	20189.93	37.85	822.71	798.33
250	123	SX371	SLU_ENV_NL	Min	-75998.42	-22696.54	-50.71	-2092.80	-798.88
250	123	SX358	SLU_ENV_NL	Min	-79757.10	-23926.84	-41.10	-1038.84	-798.88
250	123	SX359	SLU_ENV_NL	Min	-5688.62	-1640.57	-217.22	-1038.84	-2186.74
250	123	SX372	SLU_ENV_NL	Min	-3993.32	-1349.09	-164.83	-2092.80	-2186.74
251	747	DX245	SLU_ENV_NL	Max	159367.68	46456.29	1549.96	-825.38	-92.45
251	747	DX232	SLU_ENV_NL	Max	178342.24	54867.50	979.80	-2019.89	-92.45
251	747	DX233	SLU_ENV_NL	Max	27212.54	6686.71	-567.99	-2019.89	242.86
251	747	DX246	SLU_ENV_NL	Max	16839.28	6811.84	2.17	-825.38	242.86
251	747	DX245	SLU_ENV_NL	Min	79987.18	25641.27	-3038.31	-1863.81	-287.42
251	747	DX232	SLU_ENV_NL	Min	96932.65	27446.45	-529.34	-5396.77	-287.42



251	747	DX233	SLU_ENV_NL	Min	3165.43	1856.14	-1836.25	-5396.77	86.85
251	747	DX246	SLU_ENV_NL	Min	-4508.16	-3103.16	-4345.22	-1863.81	86.85
252	124	SX374	SLU_ENV_NL	Max	37357.01	12871.26	765.14	1992.66	58.43
252	124	SX361	SLU_ENV_NL	Max	43027.18	14881.40	2252.25	-366.75	58.43
252	124	SX362	SLU_ENV_NL	Max	18845.58	5653.06	-764.21	-366.75	1737.70
252	124	SX375	SLU_ENV_NL	Max	21186.30	6355.16	120.72	1992.66	1737.70
252	124	SX374	SLU_ENV_NL	Min	27753.72	7439.48	516.86	-515.25	-1738.79
252	124	SX361	SLU_ENV_NL	Min	32167.91	8551.22	-119.78	-2054.33	-1738.79
252	124	SX362	SLU_ENV_NL	Min	-99015.74	-29670.08	-1217.34	-2054.33	-69.14
252	124	SX375	SLU_ENV_NL	Min	-105052.81	-31679.65	-2952.73	-515.25	-69.14
253	748	DX246	SLU_ENV_NL	Max	22168.41	8427.57	600.93	29.25	-18.82
253	748	DX233	SLU_ENV_NL	Max	22404.64	5227.35	-1115.05	-110.01	-18.82
253	748	DX234	SLU_ENV_NL	Max	-199.46	749.45	-1172.75	-110.01	41.69
253	748	DX247	SLU_ENV_NL	Max	907.97	2393.12	543.23	29.25	41.69
253	748	DX246	SLU_ENV_NL	Min	1510.00	-1250.84	-3196.80	-270.13	-19.14
253	748	DX233	SLU_ENV_NL	Min	1618.80	1345.28	-2974.94	-673.38	-19.14
253	748	DX234	SLU_ENV_NL	Min	-383.82	-1267.16	-2905.04	-673.38	1.75
253	748	DX247	SLU_ENV_NL	Min	-442.36	-1871.38	-3126.90	-270.13	1.75
254	749	DX232	SLU_ENV_NL	Max	180493.39	52629.19	-357.57	-1182.01	-37.94
254	749	DX219	SLU_ENV_NL	Max	186970.86	57509.37	-657.49	-1938.56	-37.94
254	749	DX220	SLU_ENV_NL	Max	17965.09	3913.87	113.17	-1938.56	99.44
254	749	DX233	SLU_ENV_NL	Max	27049.83	9796.37	413.09	-1182.01	99.44
254	749	DX232	SLU_ENV_NL	Min	99195.45	31337.07	-1450.99	-3217.26	-124.19
254	749	DX219	SLU_ENV_NL	Min	91543.07	25919.79	-3848.83	-4707.16	-124.19
254	749	DX220	SLU_ENV_NL	Min	-2021.52	1370.20	-4010.32	-4707.16	75.61
254	749	DX233	SLU_ENV_NL	Min	-566.82	-1175.91	-1612.48	-3217.26	75.61
255	125	SX352	SLU_ENV_NL	Max	893.75	211.49	778.75	-1.96	12.20
255	125	SX339	SLU_ENV_NL	Max	-311.69	-685.84	-1198.14	141.51	12.20
255	125	SX340	SLU_ENV_NL	Max	3300.26	927.49	-916.82	141.51	39.85
255	125	SX353	SLU_ENV_NL	Max	1922.70	-119.49	707.39	-1.96	39.85
255	125	SX352	SLU_ENV_NL	Min	-633.04	-1420.72	-866.42	-41.55	-32.31
255	125	SX339	SLU_ENV_NL	Min	-740.60	-878.16	-1796.22	-455.01	-32.31
255	125	SX340	SLU_ENV_NL	Min	-15924.32	-5359.04	-1867.58	-455.01	-16.96
255	125	SX353	SLU_ENV_NL	Min	-12117.74	-3618.40	-585.09	-41.55	-16.96
256	126	SX353	SLU_ENV_NL	Max	-2528.61	-1458.63	541.44	-66.75	19.54
256	126	SX340	SLU_ENV_NL	Max	6120.09	1777.19	-1532.59	353.68	19.54
256	126	SX341	SLU_ENV_NL	Max	15873.40	5090.25	-921.68	353.68	108.33
256	126	SX354	SLU_ENV_NL	Max	3511.52	771.09	607.70	-66.75	108.33
256	126	SX353	SLU_ENV_NL	Min	-9986.52	-2961.84	-3.21	-705.73	-94.76
256	126	SX340	SLU_ENV_NL	Min	-12230.90	-4268.21	-1671.12	-2147.43	-94.76
256	126	SX341	SLU_ENV_NL	Min	-94912.32	-28755.92	-2686.70	-2147.43	-39.69
256	126	SX354	SLU_ENV_NL	Min	-84354.34	-24971.53	-474.14	-705.73	-39.69
257	127	SX354	SLU_ENV_NL	Max	22438.60	6895.34	482.24	103.33	1592.07
257	127	SX341	SLU_ENV_NL	Max	19286.35	5674.70	-601.48	1899.34	1592.07
257	127	SX342	SLU_ENV_NL	Max	38711.25	12292.21	1245.58	1899.34	-287.76
257	127	SX355	SLU_ENV_NL	Max	42152.12	11813.62	735.13	103.33	-287.76
257	127	SX354	SLU_ENV_NL	Min	-99193.78	-30076.05	-1830.90	-1805.01	291.02
257	127	SX341	SLU_ENV_NL	Min	-103886.86	-30802.28	-1320.45	777.09	291.02
257	127	SX342	SLU_ENV_NL	Min	37554.53	11279.33	-611.97	777.09	-1590.09
257	127	SX355	SLU_ENV_NL	Min	34592.85	11775.54	471.75	-1805.01	-1590.09
258	750	DX233	SLU_ENV_NL	Max	23850.56	8852.03	-1174.48	37.31	-7.79
258	750	DX220	SLU_ENV_NL	Max	23592.51	5586.65	1677.43	-140.46	-7.79
258	750	DX221	SLU_ENV_NL	Max	1007.32	2218.79	1641.91	-140.46	30.47
258	750	DX234	SLU_ENV_NL	Max	-18.70	1144.95	-1210.00	37.31	30.47
258	750	DX233	SLU_ENV_NL	Min	1198.76	-625.72	-2873.05	-393.50	-25.35
258	750	DX220	SLU_ENV_NL	Min	3633.98	3046.33	-2681.39	-648.47	-25.35
258	750	DX221	SLU_ENV_NL	Min	-1183.96	-2394.97	-2812.59	-648.47	1.33
258	750	DX234	SLU_ENV_NL	Min	-990.33	-1315.93	-3004.25	-393.50	1.33
259	128	SX357	SLU_ENV_NL	Max	72868.09	22207.21	200.16	2074.50	817.62
259	128	SX344	SLU_ENV_NL	Max	77490.63	22932.65	268.99	1076.23	817.62
259	128	SX345	SLU_ENV_NL	Max	32709.35	10121.48	22.67	1076.23	2204.37
259	128	SX358	SLU_ENV_NL	Max	31067.68	9020.88	74.99	2074.50	2204.37
259	128	SX357	SLU_ENV_NL	Min	-6302.16	-2328.36	-67.04	-833.98	-2201.97
259	128	SX344	SLU_ENV_NL	Min	-7953.84	-2025.75	-119.35	-3061.04	-2201.97
259	128	SX345	SLU_ENV_NL	Min	-85646.26	-25928.40	-71.95	-3061.04	-821.36
259	128	SX358	SLU_ENV_NL	Min	-81786.43	-24299.87	-140.77	-833.98	-821.36
260	129	SX358	SLU_ENV_NL	Max	31067.79	9020.92	144.21	834.00	2197.27
260	129	SX345	SLU_ENV_NL	Max	32709.37	10121.49	63.63	3049.21	2197.27
260	129	SX346	SLU_ENV_NL	Max	77250.79	22872.64	119.37	3049.21	817.63
260	129	SX359	SLU_ENV_NL	Max	72649.33	22156.76	67.05	834.00	817.63
260	129	SX358	SLU_ENV_NL	Min	-80867.93	-24023.45	-75.04	-2069.79	-821.37
260	129	SX345	SLU_ENV_NL	Min	-84724.00	-25652.60	-22.72	-1076.25	-821.37
260	129	SX346	SLU_ENV_NL	Min	-7953.78	-2025.74	-272.60	-1076.25	-2194.84
260	129	SX359	SLU_ENV_NL	Min	-6301.94	-2328.29	-192.01	-2069.79	-2194.84
261	751	DX219	SLU_ENV_NL	Max	189190.80	55384.98	289.46	-1395.18	-41.77
261	751	DX206	SLU_ENV_NL	Max	213503.61	65401.37	5164.78	-1919.84	-41.77
261	751	DX207	SLU_ENV_NL	Max	27852.08	6060.27	3812.21	-1919.84	245.60
261	751	DX220	SLU_ENV_NL	Max	17852.02	5901.43	-1063.10	-1395.18	245.60
261	751	DX219	SLU_ENV_NL	Min	93322.16	29485.65	-3338.78	-2486.15	-301.08
261	751	DX206	SLU_ENV_NL	Min	107185.65	30763.28	-194.09	-6128.34	-301.08
261	751	DX207	SLU_ENV_NL	Min	6847.67	2825.89	-2076.01	-6128.34	36.98



Autorità Portuale di Taranto
Interventi per il dragaggio di 2,3 M m³ di sedimenti in area Molo Polisettoriale e per la realizzazione di un primo lotto della cassa di colmata funzionale all'ampliamento del V Sporgente del Porto di Taranto

Allegati alla relazione di calcolo strutturale allineamento "BC"

Data 05/2016
Rev. B
c.d.c.: C296A
514B

261	751	DX220	SLU_ENV_NL	Min	-6430.65	-3802.72	-5220.69	-2486.15	36.98
262	130	SX361	SLU_ENV_NL	Max	42152.21	11775.46	-471.93	1812.71	-287.77
262	130	SX348	SLU_ENV_NL	Max	38711.56	12070.93	601.56	-777.10	-287.77
262	130	SX349	SLU_ENV_NL	Max	14822.21	4316.99	1320.32	-777.10	1608.85
262	130	SX362	SLU_ENV_NL	Max	18005.54	5604.80	1830.87	1812.71	1608.85
262	130	SX361	SLU_ENV_NL	Min	33915.25	11623.84	-735.03	-103.33	-1606.61
262	130	SX348	SLU_ENV_NL	Min	36878.14	11279.32	-1245.59	-1930.43	-1606.61
262	130	SX349	SLU_ENV_NL	Min	-103887.26	-30802.38	591.17	-1930.43	291.02
262	130	SX362	SLU_ENV_NL	Min	-99194.39	-30076.22	-482.32	-103.33	291.02
263	752	DX220	SLU_ENV_NL	Max	24539.56	7913.22	1698.17	53.24	-3.89
263	752	DX207	SLU_ENV_NL	Max	25777.40	5432.33	1081.16	-186.93	-3.89
263	752	DX208	SLU_ENV_NL	Max	300.55	1153.93	918.90	-186.93	21.65
263	752	DX221	SLU_ENV_NL	Max	-362.69	505.71	1535.91	53.24	21.65
263	752	DX220	SLU_ENV_NL	Min	2642.22	-1031.78	-2757.86	-466.09	-27.26
263	752	DX207	SLU_ENV_NL	Min	3537.03	1783.62	-4542.95	-636.26	-27.26
263	752	DX208	SLU_ENV_NL	Min	-584.73	-2339.90	-4536.99	-636.26	8.78
263	752	DX221	SLU_ENV_NL	Min	-562.84	-1575.68	-2751.89	-466.09	8.78
264	753	DX206	SLU_ENV_NL	Max	214397.94	62812.07	4520.57	-1708.37	34.12
264	753	DX193	SLU_ENV_NL	Max	221454.97	67789.62	-4076.38	-1670.40	34.12
264	753	DX194	SLU_ENV_NL	Max	32815.15	10246.69	-4512.20	-1670.40	2.63
264	753	DX207	SLU_ENV_NL	Max	29267.59	11814.77	4084.74	-1708.37	2.63
264	753	DX206	SLU_ENV_NL	Min	108422.62	33850.37	-1272.93	-4833.75	8.33
264	753	DX193	SLU_ENV_NL	Min	111441.09	32132.12	-4430.51	-4156.72	8.33
264	753	DX194	SLU_ENV_NL	Min	11539.44	5538.43	-5072.17	-4156.72	-67.50
264	753	DX207	SLU_ENV_NL	Min	4478.50	499.05	-1914.59	-4833.75	-67.50
265	131	SX339	SLU_ENV_NL	Max	88.32	537.32	-1105.29	-21.69	10.57
265	131	SX326	SLU_ENV_NL	Max	1037.83	1657.67	493.38	158.63	10.57
265	131	SX327	SLU_ENV_NL	Max	5812.79	2621.99	330.96	158.63	38.21
265	131	SX340	SLU_ENV_NL	Max	3510.41	1037.35	-1073.91	-21.69	38.21
265	131	SX339	SLU_ENV_NL	Min	-164.05	396.96	-1744.70	-49.82	-33.32
265	131	SX326	SLU_ENV_NL	Min	430.68	-112.87	-1658.13	-498.92	-33.32
265	131	SX327	SLU_ENV_NL	Min	-17371.13	-5337.48	-1626.75	-498.92	-18.15
265	131	SX340	SLU_ENV_NL	Min	-15967.00	-4153.75	-1907.13	-49.82	-18.15
266	132	SX340	SLU_ENV_NL	Max	5665.18	1677.47	-2093.37	-7.29	27.25
266	132	SX327	SLU_ENV_NL	Max	4412.80	2208.30	587.65	407.03	27.25
266	132	SX328	SLU_ENV_NL	Max	16027.86	5190.68	819.19	407.03	211.41
266	132	SX341	SLU_ENV_NL	Max	16053.20	4272.96	-638.67	-7.29	211.41
266	132	SX340	SLU_ENV_NL	Min	-9530.68	-2193.20	-2183.32	-309.90	-182.92
266	132	SX327	SLU_ENV_NL	Min	-17884.48	-5521.14	-635.51	-3109.13	-182.92
266	132	SX328	SLU_ENV_NL	Min	-118656.06	-35997.94	680.38	-3109.13	-31.11
266	132	SX341	SLU_ENV_NL	Min	-96955.53	-28640.89	-2090.59	-309.90	-31.11
267	133	SX341	SLU_ENV_NL	Max	18673.06	5946.02	-341.22	-437.79	1185.59
267	133	SX328	SLU_ENV_NL	Max	16656.89	4697.61	712.10	1444.74	1185.59
267	133	SX329	SLU_ENV_NL	Max	40648.93	12777.75	285.23	1444.74	-764.26
267	133	SX342	SLU_ENV_NL	Max	39005.85	11408.87	382.73	-437.79	-764.26
267	133	SX341	SLU_ENV_NL	Min	-104499.14	-31990.73	-466.25	-1311.14	759.51
267	133	SX328	SLU_ENV_NL	Min	-106855.86	-31576.45	-895.77	1336.03	759.51
267	133	SX329	SLU_ENV_NL	Min	39326.86	10509.94	-46.79	1336.03	-1181.79
267	133	SX342	SLU_ENV_NL	Min	37768.68	10690.40	-768.09	-1311.14	-1181.79
268	754	DX207	SLU_ENV_NL	Max	27636.43	11324.38	982.43	24.34	10.19
268	754	DX194	SLU_ENV_NL	Max	27495.07	8651.71	-1414.41	-202.16	10.19
268	754	DX195	SLU_ENV_NL	Max	1309.14	1874.92	-1504.45	-202.16	7.38
268	754	DX208	SLU_ENV_NL	Max	1186.46	3868.80	892.39	24.34	7.38
268	754	DX207	SLU_ENV_NL	Min	3286.20	133.35	-4515.56	-573.09	-28.31
268	754	DX194	SLU_ENV_NL	Min	4969.18	3575.36	-2415.30	-554.35	-28.31
268	754	DX195	SLU_ENV_NL	Min	685.73	1271.05	-2476.82	-554.35	5.68
268	754	DX208	SLU_ENV_NL	Min	-731.81	-1473.13	-4577.08	-573.09	5.68
269	134	SX344	SLU_ENV_NL	Max	78946.17	24332.26	149.82	1785.57	692.82
269	134	SX331	SLU_ENV_NL	Max	82923.56	24397.68	225.94	944.66	692.82
269	134	SX332	SLU_ENV_NL	Max	34239.27	10703.18	-11.39	944.66	1985.65
269	134	SX345	SLU_ENV_NL	Max	32834.68	9256.90	108.43	1785.57	1985.65
269	134	SX344	SLU_ENV_NL	Min	-8770.58	-3465.87	-145.28	-677.34	-1980.41
269	134	SX331	SLU_ENV_NL	Min	-10263.46	-2640.48	-265.09	-2836.82	-1980.41
269	134	SX332	SLU_ENV_NL	Min	-90230.51	-27465.15	-60.94	-2836.82	-698.87
269	134	SX345	SLU_ENV_NL	Min	-86533.59	-25433.97	-137.05	-677.34	-698.87
270	135	SX345	SLU_ENV_NL	Max	32834.72	9256.92	127.96	677.36	1976.87
270	135	SX332	SLU_ENV_NL	Max	34239.17	10703.15	63.37	2822.90	1976.87
270	135	SX333	SLU_ENV_NL	Max	82645.95	24300.01	265.12	2822.90	692.82
270	135	SX346	SLU_ENV_NL	Max	78694.85	24246.46	145.31	677.36	692.82
270	135	SX345	SLU_ENV_NL	Min	-85606.57	-25154.78	-108.49	-1779.05	-698.88
270	135	SX332	SLU_ENV_NL	Min	-89299.02	-27186.79	11.32	-944.67	-698.88
270	135	SX333	SLU_ENV_NL	Min	-10263.60	-2640.52	-217.56	-944.67	-1971.60
270	135	SX346	SLU_ENV_NL	Min	-8770.53	-3465.85	-152.97	-1779.05	-1971.60
271	755	DX193	SLU_ENV_NL	Max	218430.86	63721.99	-5760.29	-2630.66	204.09
271	755	DX180	SLU_ENV_NL	Max	181268.26	56527.97	-658.25	-455.81	204.09
271	755	DX181	SLU_ENV_NL	Max	14047.54	1865.42	1852.77	-455.81	-129.67
271	755	DX194	SLU_ENV_NL	Max	34181.83	10546.43	-3249.26	-2630.66	-129.67
271	755	DX193	SLU_ENV_NL	Min	110880.11	34518.06	-6906.58	-5513.09	196.76
271	755	DX180	SLU_ENV_NL	Min	81480.67	23071.75	-3324.83	-3020.29	196.76
271	755	DX181	SLU_ENV_NL	Min	-10841.52	-1780.35	-34.92	-3020.29	-170.07
271	755	DX194	SLU_ENV_NL	Min	12051.19	1231.53	-3616.67	-5513.09	-170.07

272	136	SX348	SLU_ENV_NL	Max	39006.24	11409.14	763.20	1323.29	-764.26
272	136	SX335	SLU_ENV_NL	Max	40015.89	12777.99	46.83	-1336.04	-764.26
272	136	SX336	SLU_ENV_NL	Max	12188.92	3315.40	895.87	-1336.04	1206.33
272	136	SX349	SLU_ENV_NL	Max	14216.12	4635.70	466.21	1323.29	1206.33
272	136	SX348	SLU_ENV_NL	Min	37111.44	10509.62	-382.83	437.80	-1202.26
272	136	SX335	SLU_ENV_NL	Min	39327.17	10304.06	-281.88	-1480.56	-1202.26
272	136	SX336	SLU_ENV_NL	Min	-106856.37	-31576.61	-722.70	-1480.56	759.51
272	136	SX349	SLU_ENV_NL	Min	-104499.55	-31990.87	322.38	437.80	759.51
273	756	DX194	SLU_ENV_NL	Max	26979.26	8352.43	-1746.71	-65.41	67.58
273	756	DX181	SLU_ENV_NL	Max	20455.34	3820.99	318.04	-130.13	67.58
273	756	DX182	SLU_ENV_NL	Max	677.19	1481.67	755.05	-130.13	-9.72
273	756	DX195	SLU_ENV_NL	Max	1443.77	299.71	-1309.71	-65.41	-9.72
273	756	DX194	SLU_ENV_NL	Min	3663.50	-1307.62	-2439.80	-874.30	-19.43
273	756	DX181	SLU_ENV_NL	Min	5240.39	3067.06	-1336.90	-154.71	-19.43
273	756	DX182	SLU_ENV_NL	Min	-2049.55	-3326.47	-1367.86	-154.71	-40.39
273	756	DX195	SLU_ENV_NL	Min	-902.34	-2887.94	-2470.76	-874.30	-40.39
274	757	DX180	SLU_ENV_NL	Max	212000.39	63871.18	243.26	-2709.83	143.20
274	757	DX167	SLU_ENV_NL	Max	222677.71	66952.51	968.82	-899.07	143.20
274	757	DX168	SLU_ENV_NL	Max	17045.92	5192.57	-73.50	-899.07	-35.80
274	757	DX181	SLU_ENV_NL	Max	21498.37	6228.94	994.91	-2709.83	-35.80
274	757	DX180	SLU_ENV_NL	Min	94324.22	27658.12	-1764.54	-5858.62	12.80
274	757	DX167	SLU_ENV_NL	Min	84659.58	25040.48	-1814.88	-5534.87	12.80
274	757	DX168	SLU_ENV_NL	Min	203.31	-212.10	-1063.23	-5534.87	-128.59
274	757	DX181	SLU_ENV_NL	Min	-8900.43	-2881.13	-2806.86	-5858.62	-128.59
275	137	SX326	SLU_ENV_NL	Max	1052.71	643.26	375.40	-6.73	12.99
275	137	SX313	SLU_ENV_NL	Max	-666.38	175.78	136.35	187.81	12.99
275	137	SX314	SLU_ENV_NL	Max	5201.17	1988.02	239.27	187.81	40.47
275	137	SX327	SLU_ENV_NL	Max	5478.96	960.34	478.33	-6.73	40.47
275	137	SX326	SLU_ENV_NL	Min	173.62	-674.18	-1803.35	-99.53	-29.63
275	137	SX313	SLU_ENV_NL	Min	-700.86	-1089.95	-1509.53	-539.60	-29.63
275	137	SX314	SLU_ENV_NL	Min	-21409.55	-7357.41	-1247.84	-539.60	-18.00
275	137	SX327	SLU_ENV_NL	Min	-17673.11	-5026.79	-1541.65	-99.53	-18.00
276	138	SX327	SLU_ENV_NL	Max	3424.54	338.33	831.90	25.05	26.84
276	138	SX314	SLU_ENV_NL	Max	6071.37	2254.77	-87.49	496.23	26.84
276	138	SX315	SLU_ENV_NL	Max	21988.84	7186.29	-467.17	496.23	173.04
276	138	SX328	SLU_ENV_NL	Max	16200.26	4341.12	452.22	25.05	173.04
276	138	SX327	SLU_ENV_NL	Min	-14971.58	-4191.77	-558.00	-895.68	-151.21
276	138	SX314	SLU_ENV_NL	Min	-17908.03	-6331.51	-2290.82	-3197.42	-151.21
276	138	SX315	SLU_ENV_NL	Min	-137106.57	-41721.66	-1396.05	-3197.42	-39.54
276	138	SX328	SLU_ENV_NL	Min	-121073.25	-35674.94	336.77	-895.68	-39.54
277	139	SX328	SLU_ENV_NL	Max	16498.53	5567.33	309.27	-455.59	1335.90
277	139	SX315	SLU_ENV_NL	Max	14003.09	3640.49	534.17	2023.37	1335.90
277	139	SX316	SLU_ENV_NL	Max	42471.07	13644.06	296.08	2023.37	-458.50
277	139	SX329	SLU_ENV_NL	Max	42462.14	15156.35	982.89	-455.59	-458.50
277	139	SX328	SLU_ENV_NL	Min	-107802.81	-33017.04	-427.09	-1096.60	467.66
277	139	SX315	SLU_ENV_NL	Min	-109606.61	-32135.12	-1239.13	622.56	467.66
277	139	SX316	SLU_ENV_NL	Min	41888.04	12249.64	-565.51	622.56	-1344.24
277	139	SX329	SLU_ENV_NL	Min	39008.98	10002.24	-665.17	-1096.60	-1344.24
278	758	DX181	SLU_ENV_NL	Max	24126.35	6979.84	501.25	-128.80	45.65
278	758	DX168	SLU_ENV_NL	Max	21311.80	6509.83	-574.58	-144.28	45.65
278	758	DX169	SLU_ENV_NL	Max	-669.46	-41.84	-355.10	-144.28	2.52
278	758	DX182	SLU_ENV_NL	Max	207.58	-87.66	720.73	-128.80	2.52
278	758	DX181	SLU_ENV_NL	Min	5617.66	1465.13	-1684.62	-900.75	0.19
278	758	DX168	SLU_ENV_NL	Min	4544.54	1099.43	-1139.51	-303.56	0.19
278	758	DX169	SLU_ENV_NL	Min	-1265.84	-571.96	-1038.70	-303.56	-43.96
278	758	DX182	SLU_ENV_NL	Min	-149.78	-259.51	-1583.81	-900.75	-43.96
279	140	SX331	SLU_ENV_NL	Max	84358.29	26328.49	59.41	1146.36	516.69
279	140	SX318	SLU_ENV_NL	Max	87106.60	25417.11	257.17	750.72	516.69
279	140	SX319	SLU_ENV_NL	Max	35675.39	11395.47	129.90	750.72	1462.19
279	140	SX332	SLU_ENV_NL	Max	34234.53	9639.92	-44.99	1146.36	1462.19
279	140	SX331	SLU_ENV_NL	Min	-10934.03	-3828.27	-144.59	-463.28	-1453.39
279	140	SX318	SLU_ENV_NL	Min	-11749.30	-2488.31	30.30	-2251.71	-1453.39
279	140	SX319	SLU_ENV_NL	Min	-93800.22	-28882.68	15.81	-2251.71	-524.94
279	140	SX332	SLU_ENV_NL	Min	-90794.40	-26493.17	-181.95	-463.28	-524.94
280	141	SX332	SLU_ENV_NL	Max	34234.43	9639.89	180.95	463.28	1449.93
280	141	SX319	SLU_ENV_NL	Max	35675.35	11395.46	-30.02	2233.59	1449.93
280	141	SX320	SLU_ENV_NL	Max	86788.36	25334.79	-30.30	2233.59	516.69
280	141	SX333	SLU_ENV_NL	Max	84085.57	26263.93	144.56	463.28	516.69
280	141	SX332	SLU_ENV_NL	Min	-89856.53	-26210.34	44.98	-1135.89	-524.94
280	141	SX319	SLU_ENV_NL	Min	-92863.24	-28603.06	-129.88	-750.73	-524.94
280	141	SX320	SLU_ENV_NL	Min	-11749.44	-2488.40	-258.14	-750.73	-1441.08
280	141	SX333	SLU_ENV_NL	Min	-10934.20	-3828.35	-47.17	-1135.89	-1441.08
281	759	DX167	SLU_ENV_NL	Max	224181.65	66703.31	427.23	-1766.19	28.24
281	759	DX154	SLU_ENV_NL	Max	234954.39	71175.33	-1002.86	-1515.23	28.24
281	759	DX155	SLU_ENV_NL	Max	16206.92	4229.17	-1037.75	-1515.23	192.40
281	759	DX168	SLU_ENV_NL	Max	18717.75	6300.52	-325.44	-1766.19	192.40
281	759	DX167	SLU_ENV_NL	Min	83541.70	25779.05	-1704.42	-4507.15	-220.23
281	759	DX154	SLU_ENV_NL	Min	79078.79	23147.43	-1358.94	-7256.27	-220.23
281	759	DX155	SLU_ENV_NL	Min	2858.26	1879.23	-1755.53	-7256.27	-9.43
281	759	DX168	SLU_ENV_NL	Min	-1493.57	-606.06	-1383.22	-4507.15	-9.43
282	142	SX335	SLU_ENV_NL	Max	41849.06	14989.19	665.22	1096.61	-481.90

282	142	SX322	SLU_ENV_NL	Max	42471.19	13445.72	560.86	-661.94	-481.90
282	142	SX323	SLU_ENV_NL	Max	9550.75	2274.25	1211.73	-661.94	1335.91
282	142	SX336	SLU_ENV_NL	Max	12051.48	4282.71	427.19	1096.61	1335.91
282	142	SX335	SLU_ENV_NL	Min	39009.19	10002.16	-976.02	471.05	-1344.25
282	142	SX322	SLU_ENV_NL	Min	41315.34	12249.52	-296.19	-2023.38	-1344.25
282	142	SX323	SLU_ENV_NL	Min	-109607.24	-32135.29	-534.21	-2023.38	491.37
282	142	SX336	SLU_ENV_NL	Min	-107803.32	-33017.18	-325.15	471.05	491.37
283	760	DX168	SLU_ENV_NL	Max	21021.48	6988.14	-499.24	-88.96	11.39
283	760	DX155	SLU_ENV_NL	Max	20278.48	5454.14	-1061.77	-192.15	11.39
283	760	DX156	SLU_ENV_NL	Max	641.62	1174.30	-1174.35	-192.15	1.67
283	760	DX169	SLU_ENV_NL	Max	-579.08	801.36	-501.75	-88.96	1.67
283	760	DX168	SLU_ENV_NL	Min	4679.81	1291.19	-1039.17	-584.22	-13.81
283	760	DX155	SLU_ENV_NL	Min	6231.17	2845.87	-1938.85	-509.05	-13.81
283	760	DX156	SLU_ENV_NL	Min	-654.62	-541.86	-1941.36	-509.05	0.11
283	760	DX169	SLU_ENV_NL	Min	-667.23	-305.39	-1151.75	-584.22	0.11
284	761	DX154	SLU_ENV_NL	Max	237499.88	70492.37	-1044.29	-1656.08	3.31
284	761	DX141	SLU_ENV_NL	Max	249834.91	75766.36	1027.81	-1564.74	3.31
284	761	DX142	SLU_ENV_NL	Max	21009.18	5820.02	162.93	-1564.74	97.48
284	761	DX155	SLU_ENV_NL	Max	16661.11	4997.60	-1543.67	-1656.08	97.48
284	761	DX154	SLU_ENV_NL	Min	79086.57	23918.90	-1372.85	-5455.66	-131.28
284	761	DX141	SLU_ENV_NL	Min	83921.43	24869.53	20.11	-6979.76	-131.28
284	761	DX142	SLU_ENV_NL	Min	4296.56	1748.91	-479.27	-6979.76	-10.40
284	761	DX155	SLU_ENV_NL	Min	-883.81	-1426.42	-2237.73	-5455.66	-10.40
285	143	SX313	SLU_ENV_NL	Max	224.62	765.70	340.85	22.07	7.74
285	143	SX300	SLU_ENV_NL	Max	1418.25	1286.47	878.80	195.79	7.74
285	143	SX301	SLU_ENV_NL	Max	8680.25	3347.91	583.30	195.79	35.03
285	143	SX314	SLU_ENV_NL	Max	5042.02	902.17	45.35	22.07	35.03
285	143	SX313	SLU_ENV_NL	Min	-1138.09	-841.25	-1449.94	-166.81	-25.99
285	143	SX300	SLU_ENV_NL	Min	-41.49	-711.33	-2845.88	-549.88	-25.99
285	143	SX301	SLU_ENV_NL	Min	-22860.10	-7264.67	-2788.68	-549.88	-19.93
285	143	SX314	SLU_ENV_NL	Min	-21176.87	-5352.50	-1392.74	-166.81	-19.93
286	144	SX314	SLU_ENV_NL	Max	5233.41	953.65	-64.41	102.15	23.83
286	144	SX301	SLU_ENV_NL	Max	8299.86	3239.73	677.77	536.05	23.83
286	144	SX302	SLU_ENV_NL	Max	26628.25	8603.31	547.05	536.05	262.59
286	144	SX315	SLU_ENV_NL	Max	22033.79	5844.05	-397.53	102.15	262.59
286	144	SX314	SLU_ENV_NL	Min	-14148.81	-3209.11	-2967.42	-699.63	-224.74
286	144	SX301	SLU_ENV_NL	Min	-24702.96	-7852.50	-1245.44	-4159.10	-224.74
286	144	SX302	SLU_ENV_NL	Min	-166540.94	-50688.78	344.65	-4159.10	-37.29
286	144	SX315	SLU_ENV_NL	Min	-139754.39	-41139.39	-1174.93	-699.63	-37.29
287	145	SX315	SLU_ENV_NL	Max	14487.44	5247.81	555.46	742.79	2224.77
287	145	SX302	SLU_ENV_NL	Max	13876.75	3321.88	407.04	3089.75	2224.77
287	145	SX303	SLU_ENV_NL	Max	48997.19	16720.64	837.13	3089.75	574.85
287	145	SX316	SLU_ENV_NL	Max	43571.48	13012.02	146.84	742.79	574.85
287	145	SX315	SLU_ENV_NL	Min	-111152.92	-34383.81	-966.51	-2104.90	-561.98
287	145	SX302	SLU_ENV_NL	Min	-113900.86	-33283.57	-445.56	-580.60	-561.98
287	145	SX303	SLU_ENV_NL	Min	39265.94	9134.84	-854.19	-580.60	-2237.59
287	145	SX316	SLU_ENV_NL	Min	41404.11	12038.16	-536.41	-2104.90	-2237.59
288	762	DX155	SLU_ENV_NL	Max	20403.99	6116.98	-1161.52	-103.87	3.78
288	762	DX142	SLU_ENV_NL	Max	20189.73	5577.66	-31.70	-199.42	3.78
288	762	DX143	SLU_ENV_NL	Max	-292.44	286.80	-34.55	-199.42	0.96
288	762	DX156	SLU_ENV_NL	Max	-215.63	-549.45	-1100.18	-103.87	0.96
288	762	DX155	SLU_ENV_NL	Min	5673.30	563.07	-1973.68	-548.74	-13.38
288	762	DX142	SLU_ENV_NL	Min	5617.93	2122.95	-844.37	-525.82	-13.38
288	762	DX143	SLU_ENV_NL	Min	-628.53	-1040.09	-783.03	-525.82	0.34
288	762	DX156	SLU_ENV_NL	Min	-583.55	-1259.99	-1976.53	-548.74	0.34
289	146	SX318	SLU_ENV_NL	Max	88372.69	27838.50	115.56	226.96	112.29
289	146	SX305	SLU_ENV_NL	Max	89316.91	25799.59	167.69	287.94	112.29
289	146	SX306	SLU_ENV_NL	Max	36226.00	11677.85	23.25	287.94	689.97
289	146	SX319	SLU_ENV_NL	Max	35320.10	9626.72	200.84	226.96	689.97
289	146	SX318	SLU_ENV_NL	Min	-12775.24	-5323.66	17.91	13.21	-677.48
289	146	SX305	SLU_ENV_NL	Min	-12687.02	-3194.21	-223.92	-1366.79	-677.48
289	146	SX306	SLU_ENV_NL	Min	-95693.81	-29674.70	-138.65	-1366.79	-123.43
289	146	SX319	SLU_ENV_NL	Min	-93783.99	-27029.68	-126.54	13.21	-123.43
290	147	SX319	SLU_ENV_NL	Max	35320.06	9626.71	113.18	-13.22	675.26
290	147	SX306	SLU_ENV_NL	Max	36225.84	11677.80	138.59	1345.58	675.26
290	147	SX307	SLU_ENV_NL	Max	88937.23	25670.61	223.93	1345.58	112.28
290	147	SX320	SLU_ENV_NL	Max	88039.85	27729.11	-19.92	-13.22	112.28
290	147	SX319	SLU_ENV_NL	Min	-92838.82	-26744.35	-200.86	-213.84	-123.42
290	147	SX306	SLU_ENV_NL	Min	-94742.56	-29391.11	-25.12	-287.93	-123.42
290	147	SX307	SLU_ENV_NL	Min	-12687.25	-3194.24	-158.22	-287.93	-662.72
290	147	SX320	SLU_ENV_NL	Min	-12775.36	-5323.67	-115.52	-213.84	-662.72
291	763	DX141	SLU_ENV_NL	Max	251975.97	74914.55	259.23	-1742.00	32.86
291	763	DX128	SLU_ENV_NL	Max	257794.12	77818.59	-701.74	-1406.39	32.86
291	763	DX129	SLU_ENV_NL	Max	17163.96	4997.97	-151.37	-1406.39	154.23
291	763	DX142	SLU_ENV_NL	Max	21525.64	6631.68	-49.91	-1742.00	154.23
291	763	DX141	SLU_ENV_NL	Min	83765.69	25260.29	-643.63	-5418.71	-171.26
291	763	DX128	SLU_ENV_NL	Min	77442.72	23057.42	-1107.59	-7587.34	-171.26
291	763	DX129	SLU_ENV_NL	Min	2227.67	1483.61	-1416.73	-7587.34	-17.51
291	763	DX142	SLU_ENV_NL	Min	1414.29	130.05	-93.26	-5418.71	-17.51
292	148	SX322	SLU_ENV_NL	Max	43571.70	13012.21	539.95	2104.90	546.50
292	148	SX309	SLU_ENV_NL	Max	48997.66	16720.92	854.32	535.29	546.50

292	148	SX310	SLU_ENV_NL	Max	9457.49	1944.17	445.54	535.29	2224.78
292	148	SX323	SLU_ENV_NL	Max	10046.48	3952.49	928.23	2104.90	2224.78
292	148	SX322	SLU_ENV_NL	Min	40857.62	11894.19	-146.83	-721.79	-2237.59
292	148	SX309	SLU_ENV_NL	Min	38793.69	8971.00	-826.51	-3089.76	-2237.59
292	148	SX310	SLU_ENV_NL	Min	-113901.25	-33283.69	-438.24	-3089.76	-533.36
292	148	SX323	SLU_ENV_NL	Min	-111153.56	-34384.02	-555.61	-721.79	-533.36
293	764	DX142	SLU_ENV_NL	Max	20318.73	6264.50	-65.92	-124.07	9.10
293	764	DX129	SLU_ENV_NL	Max	20189.86	5910.85	-200.51	-197.96	9.10
293	764	DX130	SLU_ENV_NL	Max	701.01	983.47	-213.59	-197.96	-0.35
293	764	DX143	SLU_ENV_NL	Max	-196.52	143.11	-79.01	-124.07	-0.35
293	764	DX142	SLU_ENV_NL	Min	5509.39	1394.93	-764.02	-575.92	-11.44
293	764	DX129	SLU_ENV_NL	Min	7096.60	2907.94	-721.52	-471.00	-11.44
293	764	DX130	SLU_ENV_NL	Min	-25.58	-119.53	-838.59	-471.00	-6.64
293	764	DX143	SLU_ENV_NL	Min	-623.70	-451.20	-881.09	-575.92	-6.64
294	765	DX128	SLU_ENV_NL	Max	259931.38	77371.02	-588.83	-1786.26	42.60
294	765	DX115	SLU_ENV_NL	Max	272285.79	82581.51	898.95	-1220.32	42.60
294	765	DX116	SLU_ENV_NL	Max	17291.86	5178.62	786.04	-1220.32	85.02
294	765	DX129	SLU_ENV_NL	Max	17760.32	5031.21	-469.61	-1786.26	85.02
294	765	DX128	SLU_ENV_NL	Min	76834.70	22985.31	-1269.70	-6099.57	-119.45
294	765	DX115	SLU_ENV_NL	Min	75218.00	22771.88	666.82	-7461.84	-119.45
294	765	DX116	SLU_ENV_NL	Min	5329.18	2186.84	-22.08	-7461.84	-42.34
294	765	DX129	SLU_ENV_NL	Min	-851.72	-1209.26	-2190.72	-6099.57	-42.34
295	149	SX300	SLU_ENV_NL	Max	688.16	932.50	674.81	85.19	2.32
295	149	SX287	SLU_ENV_NL	Max	-219.93	363.26	-549.87	159.54	2.32
295	149	SX288	SLU_ENV_NL	Max	7263.96	2865.38	-388.67	159.54	21.53
295	149	SX301	SLU_ENV_NL	Max	8241.36	1528.78	836.00	85.19	21.53
295	149	SX300	SLU_ENV_NL	Min	625.22	-1000.80	-3027.00	-299.00	-5.42
295	149	SX287	SLU_ENV_NL	Min	-2643.94	-2026.40	-2325.29	-468.21	-5.42
295	149	SX288	SLU_ENV_NL	Min	-26503.21	-9326.08	-2004.64	-468.21	-9.52
295	149	SX301	SLU_ENV_NL	Min	-22789.85	-6242.20	-2706.35	-299.00	-9.52
296	150	SX301	SLU_ENV_NL	Max	7384.55	1269.20	675.96	245.06	9.71
296	150	SX288	SLU_ENV_NL	Max	9735.56	3609.40	-205.65	480.95	9.71
296	150	SX289	SLU_ENV_NL	Max	30560.63	10006.51	-467.75	480.95	125.49
296	150	SX302	SLU_ENV_NL	Max	26522.20	7169.30	413.86	245.06	125.49
296	150	SX301	SLU_ENV_NL	Min	-21652.09	-5886.72	-1379.31	-1988.06	-91.04
296	150	SX288	SLU_ENV_NL	Min	-31856.54	-10946.22	-3395.21	-3525.13	-91.04
296	150	SX289	SLU_ENV_NL	Min	-188305.81	-57442.30	-1988.39	-3525.13	-23.52
296	150	SX302	SLU_ENV_NL	Min	-168670.03	-49581.94	27.52	-1988.06	-23.52
297	151	SX302	SLU_ENV_NL	Max	15250.74	5851.50	91.08	2436.35	3331.57
297	151	SX289	SLU_ENV_NL	Max	15454.27	3428.52	801.63	4418.57	3331.57
297	151	SX290	SLU_ENV_NL	Max	57096.23	16616.07	245.16	4418.57	2044.64
297	151	SX303	SLU_ENV_NL	Max	48984.79	16029.15	1725.21	2436.35	2044.64
297	151	SX302	SLU_ENV_NL	Min	-116080.05	-35998.98	-539.49	-3354.92	-2025.47
297	151	SX289	SLU_ENV_NL	Min	-120874.74	-35036.48	-2145.14	-2301.69	-2025.47
297	151	SX290	SLU_ENV_NL	Min	33413.33	11257.62	-511.01	-2301.69	-3346.09
297	151	SX303	SLU_ENV_NL	Min	40719.14	12130.78	-1095.97	-3354.92	-3346.09
298	766	DX129	SLU_ENV_NL	Max	19923.21	5667.58	-332.91	-174.82	14.81
298	766	DX116	SLU_ENV_NL	Max	18047.83	5417.90	661.72	-144.76	14.81
298	766	DX117	SLU_ENV_NL	Max	157.39	710.89	831.47	-144.76	-8.04
298	766	DX130	SLU_ENV_NL	Max	138.54	-476.95	-163.16	-174.82	-8.04
298	766	DX129	SLU_ENV_NL	Min	6563.51	1033.19	-833.74	-596.15	-3.53
298	766	DX116	SLU_ENV_NL	Min	6165.82	2419.95	-1319.50	-406.31	-3.53
298	766	DX117	SLU_ENV_NL	Min	-1090.61	-511.62	-1247.65	-406.31	-13.67
298	766	DX130	SLU_ENV_NL	Min	60.87	-793.67	-761.89	-596.15	-13.67
299	152	SX305	SLU_ENV_NL	Max	90307.50	28878.98	-120.56	608.67	496.83
299	152	SX292	SLU_ENV_NL	Max	88598.00	25275.57	121.46	-3.95	496.83
299	152	SX293	SLU_ENV_NL	Max	35695.25	11841.55	131.38	-3.95	386.80
299	152	SX306	SLU_ENV_NL	Max	35550.14	9572.25	-46.19	608.67	386.80
299	152	SX305	SLU_ENV_NL	Min	-13210.80	-5087.42	-161.68	-1142.01	-400.72
299	152	SX292	SLU_ENV_NL	Min	-12016.87	-2135.19	-0.35	-309.18	-400.72
299	152	SX293	SLU_ENV_NL	Min	-95245.62	-29961.13	74.02	-309.18	-479.64
299	152	SX306	SLU_ENV_NL	Min	-94993.16	-27116.62	-151.75	-1142.01	-479.64
300	153	SX306	SLU_ENV_NL	Max	35549.96	9572.20	147.46	1160.83	386.83
300	153	SX293	SLU_ENV_NL	Max	35695.10	11841.51	-73.98	309.21	386.83
300	153	SX294	SLU_ENV_NL	Max	88151.01	25149.79	0.34	309.21	516.67
300	153	SX307	SLU_ENV_NL	Max	89927.89	28778.14	174.64	1160.83	516.67
300	153	SX306	SLU_ENV_NL	Min	-94031.35	-26825.74	46.19	-608.70	-499.41
300	153	SX293	SLU_ENV_NL	Min	-94276.97	-29672.88	-144.77	-23.41	-499.41
300	153	SX294	SLU_ENV_NL	Min	-12016.99	-2135.27	-117.59	-23.41	-400.74
300	153	SX307	SLU_ENV_NL	Min	-13211.04	-5087.53	120.52	-608.70	-400.74
301	767	DX115	SLU_ENV_NL	Max	273835.00	81275.39	417.82	-1670.41	41.84
301	767	DX102	SLU_ENV_NL	Max	273649.92	82554.35	-1081.39	-1162.18	41.84
301	767	DX103	SLU_ENV_NL	Max	15631.27	4933.49	-700.34	-1162.18	119.22
301	767	DX116	SLU_ENV_NL	Max	18082.94	5527.30	798.87	-1670.41	119.22
301	767	DX115	SLU_ENV_NL	Min	74324.08	22080.41	-219.52	-6196.35	-125.00
301	767	DX102	SLU_ENV_NL	Min	69619.54	20823.66	-1481.25	-7823.46	-125.00
301	767	DX103	SLU_ENV_NL	Min	-927.85	506.81	-1228.43	-7823.46	-34.44
301	767	DX116	SLU_ENV_NL	Min	2834.66	341.90	33.31	-6196.35	-34.44
302	154	SX309	SLU_ENV_NL	Max	48985.20	15923.43	1095.91	3354.92	2013.12
302	154	SX296	SLU_ENV_NL	Max	57096.28	16615.98	518.09	2252.45	2013.12
302	154	SX297	SLU_ENV_NL	Max	11077.18	2077.25	2105.64	2252.45	3331.58

302	154	SX310	SLU_ENV_NL	Max	10854.39	4589.03	539.66	3354.92	3331.58
302	154	SX309	SLU_ENV_NL	Min	40275.99	12130.81	-1712.77	-2411.83	-3346.09
302	154	SX296	SLU_ENV_NL	Min	33057.86	11126.99	-245.30	-4418.58	-3346.09
302	154	SX297	SLU_ENV_NL	Min	-120875.51	-35036.71	-801.56	-4418.58	-1993.64
302	154	SX310	SLU_ENV_NL	Min	-116080.43	-35999.09	-125.23	-2411.83	-1993.64
303	768	DX116	SLU_ENV_NL	Max	17827.01	5441.07	761.55	-299.10	20.24
303	768	DX103	SLU_ENV_NL	Max	18613.85	5837.71	97.26	42.58	20.24
303	768	DX104	SLU_ENV_NL	Max	893.48	758.91	105.11	42.58	-14.77
303	768	DX117	SLU_ENV_NL	Max	-40.72	182.46	668.62	-299.10	-14.77
303	768	DX116	SLU_ENV_NL	Min	5547.20	1177.76	-1303.48	-557.74	11.21
303	768	DX103	SLU_ENV_NL	Min	5285.59	2348.74	-684.91	-384.55	11.21
303	768	DX104	SLU_ENV_NL	Min	435.64	676.22	-777.84	-384.55	-31.03
303	768	DX117	SLU_ENV_NL	Min	-654.63	-769.34	-1295.63	-557.74	-31.03
304	769	DX102	SLU_ENV_NL	Max	276396.82	82444.93	-964.12	-1579.55	33.28
304	769	DX89	SLU_ENV_NL	Max	279533.41	84905.82	1168.36	-1101.42	33.28
304	769	DX90	SLU_ENV_NL	Max	17258.25	5249.30	1132.61	-1101.42	198.18
304	769	DX103	SLU_ENV_NL	Max	16120.46	4405.15	-999.86	-1579.55	198.18
304	769	DX102	SLU_ENV_NL	Min	68918.28	20645.10	-1950.99	-6004.44	-205.75
304	769	DX89	SLU_ENV_NL	Min	68789.60	21102.18	567.08	-8695.64	-205.75
304	769	DX90	SLU_ENV_NL	Min	-11590.76	-2803.41	826.30	-8695.64	-38.48
304	769	DX103	SLU_ENV_NL	Min	-4529.91	-2234.29	-1691.77	-6004.44	-38.48
305	155	SX287	SLU_ENV_NL	Max	-549.18	1432.99	-379.09	240.66	51.35
305	155	SX274	SLU_ENV_NL	Max	1818.22	1757.63	366.40	-19.43	51.35
305	155	SX275	SLU_ENV_NL	Max	8295.39	3537.12	216.22	-19.43	13.65
305	155	SX288	SLU_ENV_NL	Max	6623.48	998.92	-529.27	240.66	13.65
305	155	SX287	SLU_ENV_NL	Min	-1814.38	-1002.74	-1959.15	-657.91	-27.78
305	155	SX274	SLU_ENV_NL	Min	749.24	-226.56	240.36	-53.13	-27.78
305	155	SX275	SLU_ENV_NL	Min	-19620.86	-6788.38	-309.27	-53.13	-44.98
305	155	SX288	SLU_ENV_NL	Min	-25315.55	-6061.41	-2508.79	-657.91	-44.98
306	156	SX288	SLU_ENV_NL	Max	9360.01	1827.37	-391.06	620.18	-2.37
306	156	SX275	SLU_ENV_NL	Max	9071.49	3762.45	50.35	58.14	-2.37
306	156	SX276	SLU_ENV_NL	Max	26013.47	8762.68	314.87	58.14	35.79
306	156	SX289	SLU_ENV_NL	Max	29755.55	7853.13	-126.54	620.18	35.79
306	156	SX288	SLU_ENV_NL	Min	-30098.95	-7500.44	-2373.55	-2866.56	-43.38
306	156	SX275	SLU_ENV_NL	Min	-17608.46	-6180.65	-412.28	-2836.08	-43.38
306	156	SX276	SLU_ENV_NL	Min	-173228.08	-53193.78	-1854.52	-2836.08	-6.66
306	156	SX289	SLU_ENV_NL	Min	-188375.05	-55260.26	-3815.78	-2866.56	-6.66
307	157	SX289	SLU_ENV_NL	Max	18006.69	7139.13	860.95	4655.86	4885.88
307	157	SX276	SLU_ENV_NL	Max	15807.32	3031.97	-285.00	6296.91	4885.88
307	157	SX277	SLU_ENV_NL	Max	71052.39	24157.41	2338.19	6296.91	3999.21
307	157	SX290	SLU_ENV_NL	Max	59295.69	17243.20	1357.66	4655.86	3999.21
307	157	SX289	SLU_ENV_NL	Min	-124033.43	-38861.06	-3456.34	-5103.87	-3964.20
307	157	SX276	SLU_ENV_NL	Min	-130381.04	-37578.18	-2475.81	-4614.38	-3964.20
307	157	SX277	SLU_ENV_NL	Min	15440.22	1478.87	-1260.57	-4614.38	-4907.73
307	157	SX290	SLU_ENV_NL	Min	31749.66	10509.51	-114.62	-5103.87	-4907.73
308	770	DX103	SLU_ENV_NL	Max	18129.10	4996.89	-96.37	-502.21	69.59
308	770	DX90	SLU_ENV_NL	Max	16010.25	4885.74	1010.37	459.05	69.59
308	770	DX91	SLU_ENV_NL	Max	118.33	800.04	1197.65	459.05	-13.06
308	770	DX104	SLU_ENV_NL	Max	1410.00	-308.76	257.54	-502.21	-13.06
308	770	DX103	SLU_ENV_NL	Min	3834.63	301.61	-865.57	-532.64	12.77
308	770	DX90	SLU_ENV_NL	Min	-627.33	459.08	-695.21	-360.48	12.77
308	770	DX91	SLU_ENV_NL	Min	-856.46	-538.92	-341.31	-360.48	-74.65
308	770	DX104	SLU_ENV_NL	Min	248.73	-721.83	-678.29	-532.64	-74.65
309	158	SX292	SLU_ENV_NL	Max	89132.51	29028.90	175.03	1543.75	2043.05
309	158	SX279	SLU_ENV_NL	Max	83872.36	23338.19	-74.17	1811.54	2043.05
309	158	SX280	SLU_ENV_NL	Max	33488.90	11483.19	161.09	1811.54	1194.61
309	158	SX293	SLU_ENV_NL	Max	34420.65	8799.59	180.87	1543.75	1194.61
309	158	SX292	SLU_ENV_NL	Min	-12820.94	-6022.12	-304.08	-2923.31	-1213.36
309	158	SX279	SLU_ENV_NL	Min	-9798.78	-1669.60	-206.27	-1262.71	-1213.36
309	158	SX280	SLU_ENV_NL	Min	-91611.60	-29297.21	-200.42	-1262.71	-2019.49
309	158	SX293	SLU_ENV_NL	Min	-93510.26	-26148.23	-68.82	-2923.31	-2019.49
310	159	SX293	SLU_ENV_NL	Max	34420.47	8799.53	54.49	2946.41	1194.65
310	159	SX280	SLU_ENV_NL	Max	33488.54	11483.09	200.39	1262.77	1194.65
310	159	SX281	SLU_ENV_NL	Max	83331.09	23163.88	206.29	1262.77	2066.85
310	159	SX294	SLU_ENV_NL	Max	88669.39	28884.71	309.04	2946.41	2066.85
310	159	SX293	SLU_ENV_NL	Min	-92528.25	-25850.80	-180.89	-1543.81	-2043.21
310	159	SX280	SLU_ENV_NL	Min	-90619.75	-29002.48	-167.20	-1843.88	-2043.21
310	159	SX281	SLU_ENV_NL	Min	-9798.85	-1669.60	87.35	-1843.88	-1213.40
310	159	SX294	SLU_ENV_NL	Min	-12821.02	-6022.14	-174.99	-1543.81	-1213.40
311	771	DX89	SLU_ENV_NL	Max	285825.65	85151.88	1382.02	-1958.67	128.75
311	771	DX76	SLU_ENV_NL	Max	318989.08	95621.76	751.19	-398.50	128.75
311	771	DX77	SLU_ENV_NL	Max	10371.68	3125.15	1041.86	-398.50	490.28
311	771	DX90	SLU_ENV_NL	Max	18569.86	5255.97	1600.71	-1958.67	490.28
311	771	DX89	SLU_ENV_NL	Min	67051.47	19673.76	453.00	-4644.98	-548.05
311	771	DX76	SLU_ENV_NL	Min	53618.80	15974.23	-105.85	-11562.79	-548.05
311	771	DX77	SLU_ENV_NL	Min	-7148.29	-1995.87	-1583.40	-11562.79	-105.43
311	771	DX90	SLU_ENV_NL	Min	-18759.09	-5969.77	-952.57	-4644.98	-105.43
312	160	SX296	SLU_ENV_NL	Max	59295.79	17243.27	114.69	5103.87	3959.81
312	160	SX283	SLU_ENV_NL	Max	71052.86	24157.61	1260.69	4555.56	3959.81
312	160	SX284	SLU_ENV_NL	Max	11361.70	1636.83	2480.67	4555.56	4885.89
312	160	SX297	SLU_ENV_NL	Max	13640.59	5871.65	3442.53	5103.87	4885.89

312	160	SX296	SLU_ENV_NL	Min	31429.10	10448.10	-1378.14	-4622.39	-4907.73
312	160	SX283	SLU_ENV_NL	Min	15126.35	1369.40	-2339.99	-6296.91	-4907.73
312	160	SX284	SLU_ENV_NL	Min	-130381.45	-37578.31	284.91	-6296.91	-3924.33
312	160	SX297	SLU_ENV_NL	Min	-124034.21	-38861.30	-861.09	-4622.39	-3924.33
313	772	DX90	SLU_ENV_NL	Max	15375.57	4266.99	1065.46	-364.00	80.61
313	772	DX77	SLU_ENV_NL	Max	14799.01	4484.03	1546.93	636.31	80.61
313	772	DX78	SLU_ENV_NL	Max	18.53	-30.09	1568.17	636.31	-41.21
313	772	DX91	SLU_ENV_NL	Max	1227.87	273.28	1086.70	-364.00	-41.21
313	772	DX90	SLU_ENV_NL	Min	-2317.61	-949.96	-820.79	-657.46	38.19
313	772	DX77	SLU_ENV_NL	Min	-9746.56	-2862.72	-1637.57	-128.35	38.19
313	772	DX78	SLU_ENV_NL	Min	-2697.63	-592.81	-1030.41	-128.35	-69.49
313	772	DX91	SLU_ENV_NL	Min	-415.86	-567.13	-213.63	-657.46	-69.49
314	773	DX76	SLU_ENV_NL	Max	325918.75	97850.15	-30.92	-1290.67	49.78
314	773	DX63	SLU_ENV_NL	Max	346426.38	104653.36	1608.32	-742.32	49.78
314	773	DX64	SLU_ENV_NL	Max	4262.53	1721.01	1687.89	-742.32	187.69
314	773	DX77	SLU_ENV_NL	Max	11893.01	3642.45	865.15	-1290.67	187.69
314	773	DX76	SLU_ENV_NL	Min	52227.96	15891.91	-323.65	-7480.27	-229.83
314	773	DX63	SLU_ENV_NL	Min	43041.09	13497.73	791.83	-10262.02	-229.83
314	773	DX64	SLU_ENV_NL	Min	-3952.91	-698.32	18.82	-10262.02	-32.52
314	773	DX77	SLU_ENV_NL	Min	-14139.85	-4430.57	-1913.15	-7480.27	-32.52
315	161	SX274	SLU_ENV_NL	Max	1881.75	505.79	160.49	396.38	70.41
315	161	SX261	SLU_ENV_NL	Max	-326.95	678.55	-1450.71	-58.14	70.41
315	161	SX262	SLU_ENV_NL	Max	4320.59	2409.48	-985.90	-58.14	40.40
315	161	SX275	SLU_ENV_NL	Max	9036.86	1673.30	625.30	396.38	40.40
315	161	SX274	SLU_ENV_NL	Min	232.07	-799.55	-39.20	-816.35	-47.78
315	161	SX261	SLU_ENV_NL	Min	-1465.52	-2925.59	-3146.56	-157.27	-47.78
315	161	SX262	SLU_ENV_NL	Min	-21636.82	-8324.87	-3221.87	-157.27	-50.36
315	161	SX275	SLU_ENV_NL	Min	-22761.71	-5741.50	-114.50	-816.35	-50.36
316	162	SX275	SLU_ENV_NL	Max	12006.48	2586.21	-172.14	996.96	80.46
316	162	SX262	SLU_ENV_NL	Max	6252.92	2967.16	-185.21	-278.95	80.46
316	162	SX263	SLU_ENV_NL	Max	19521.14	6941.85	700.96	-278.95	91.15
316	162	SX276	SLU_ENV_NL	Max	30355.67	8090.02	714.03	996.96	91.15
316	162	SX275	SLU_ENV_NL	Min	-24282.39	-6220.67	-817.57	-4868.28	-88.59
316	162	SX262	SLU_ENV_NL	Min	-7422.99	-4037.76	-2538.09	-3594.18	-88.59
316	162	SX263	SLU_ENV_NL	Min	-191785.94	-58949.69	-4486.67	-3594.18	-99.02
316	162	SX276	SLU_ENV_NL	Min	-212565.05	-62336.58	-2766.15	-4868.28	-99.02
317	163	SX276	SLU_ENV_NL	Max	23984.47	9376.14	261.15	5510.14	5507.27
317	163	SX263	SLU_ENV_NL	Max	19548.38	3702.73	1612.80	7460.68	5507.27
317	163	SX264	SLU_ENV_NL	Max	102678.03	30883.76	1840.76	7460.68	4800.27
317	163	SX277	SLU_ENV_NL	Max	89875.19	23726.08	2866.15	5510.14	4800.27
317	163	SX276	SLU_ENV_NL	Min	-167526.49	-52137.05	-3270.96	-5398.94	-4748.32
317	163	SX263	SLU_ENV_NL	Min	-171859.93	-49610.05	-4296.35	-5605.40	-4748.32
317	163	SX264	SLU_ENV_NL	Min	71.29	-957.46	-226.49	-5605.40	-5539.53
317	163	SX277	SLU_ENV_NL	Min	18885.27	8963.47	-1578.14	-5398.94	-5539.53
318	774	DX77	SLU_ENV_NL	Max	14311.80	4357.92	1322.92	237.01	15.76
318	774	DX64	SLU_ENV_NL	Max	10080.26	3476.49	1236.48	192.16	15.76
318	774	DX65	SLU_ENV_NL	Max	240.57	411.04	1650.39	192.16	-1.87
318	774	DX78	SLU_ENV_NL	Max	553.52	255.29	1736.83	237.01	-1.87
318	774	DX77	SLU_ENV_NL	Min	-10498.71	-3297.29	-1178.91	-427.69	-8.60
318	774	DX64	SLU_ENV_NL	Min	-8126.15	-1991.23	-653.01	-258.12	-8.60
318	774	DX65	SLU_ENV_NL	Min	-2842.88	-381.79	-883.65	-258.12	-9.69
318	774	DX78	SLU_ENV_NL	Min	-2168.56	-901.82	-1409.56	-427.69	-9.69
319	164	SX279	SLU_ENV_NL	Max	104682.06	33361.11	-82.52	2104.12	2662.30
319	164	SX266	SLU_ENV_NL	Max	99042.93	26997.11	134.84	2258.86	2662.30
319	164	SX267	SLU_ENV_NL	Max	38756.12	13378.74	201.80	2258.86	1625.53
319	164	SX280	SLU_ENV_NL	Max	39822.45	10276.91	158.22	2104.12	1625.53
319	164	SX279	SLU_ENV_NL	Min	-12345.64	-5129.35	-293.30	-3907.63	-1652.21
319	164	SX266	SLU_ENV_NL	Min	-9082.95	-223.24	-297.26	-1716.05	-1652.21
319	164	SX267	SLU_ENV_NL	Min	-109640.98	-35106.85	-56.52	-1716.05	-2628.61
319	164	SX280	SLU_ENV_NL	Min	-111520.39	-31357.47	-226.34	-3907.63	-2628.61
320	165	SX280	SLU_ENV_NL	Max	39821.96	10276.75	226.41	3932.78	1625.58
320	165	SX267	SLU_ENV_NL	Max	38755.74	13378.63	38.29	1716.12	1625.58
320	165	SX268	SLU_ENV_NL	Max	98274.21	26773.27	303.07	1716.12	2690.52
320	165	SX281	SLU_ENV_NL	Max	103999.05	33170.97	293.24	3932.78	2690.52
320	165	SX280	SLU_ENV_NL	Min	-110261.71	-30975.35	-167.49	-2104.20	-2656.69
320	165	SX267	SLU_ENV_NL	Min	-108382.27	-34733.76	-201.71	-2299.40	-2656.69
320	165	SX268	SLU_ENV_NL	Min	-9082.69	-223.19	-134.88	-2299.40	-1652.26
320	165	SX281	SLU_ENV_NL	Min	-12345.70	-5129.41	97.30	-2104.20	-1652.26
321	775	DX63	SLU_ENV_NL	Max	345867.80	102891.94	1808.86	-118.09	219.28
321	775	DX50	SLU_ENV_NL	Max	333428.33	99831.51	-1819.34	-2133.10	219.28
321	775	DX51	SLU_ENV_NL	Max	11018.52	3863.53	-1044.41	-2133.10	139.71
321	775	DX64	SLU_ENV_NL	Max	3375.29	1986.54	640.54	-118.09	139.71
321	775	DX63	SLU_ENV_NL	Min	43837.75	12930.27	-389.09	-10282.03	-162.74
321	775	DX50	SLU_ENV_NL	Min	58160.51	16810.83	-4233.09	-7439.56	-162.74
321	775	DX51	SLU_ENV_NL	Min	-6107.48	-1636.81	-5401.41	-7439.56	-207.36
321	775	DX64	SLU_ENV_NL	Min	-4228.81	-1718.49	385.84	-10282.03	-207.36
322	166	SX283	SLU_ENV_NL	Max	89875.75	23726.25	1578.06	5398.95	4759.69
322	166	SX270	SLU_ENV_NL	Max	102678.25	30883.82	226.41	5537.67	4759.69
322	166	SX271	SLU_ENV_NL	Max	13979.60	1993.42	4260.98	5537.67	5507.28
322	166	SX284	SLU_ENV_NL	Max	18451.81	7775.86	3261.78	5398.95	5507.28
322	166	SX283	SLU_ENV_NL	Min	18523.06	8864.59	-2857.36	-5482.80	-5539.54



322	166	SX270	SLU_ENV_NL	Min	-247.49	-1104.57	-1858.15	-7460.69	-5539.54
322	166	SX271	SLU_ENV_NL	Min	-171860.81	-49610.32	-1612.67	-7460.69	-4707.22
322	166	SX284	SLU_ENV_NL	Min	-167527.01	-52137.20	-261.02	-5482.80	-4707.22
323	776	DX64	SLU_ENV_NL	Max	10682.85	4220.33	1705.85	465.21	-47.09
323	776	DX51	SLU_ENV_NL	Max	16908.43	5588.98	49.87	-131.87	-47.09
323	776	DX52	SLU_ENV_NL	Max	729.29	2340.31	122.65	-131.87	50.43
323	776	DX65	SLU_ENV_NL	Max	-538.68	1841.49	1189.35	465.21	50.43
323	776	DX64	SLU_ENV_NL	Min	-7977.97	-2876.46	-775.30	-17.08	-57.90
323	776	DX51	SLU_ENV_NL	Min	-7481.98	-2015.94	-6461.50	-739.05	-57.90
323	776	DX52	SLU_ENV_NL	Min	-1952.41	-521.19	-6978.00	-739.05	42.50
323	776	DX65	SLU_ENV_NL	Min	-2555.33	-807.30	-702.52	-17.08	42.50
324	777	DX50	SLU_ENV_NL	Max	324572.04	97407.65	-2768.73	1134.61	757.95
324	777	DX37	SLU_ENV_NL	Max	281159.26	85537.99	-1239.17	-3008.73	757.95
324	777	DX38	SLU_ENV_NL	Max	36185.90	11375.30	1709.30	-3008.73	384.68
324	777	DX51	SLU_ENV_NL	Max	5723.89	2831.39	-727.45	1134.61	384.68
324	777	DX50	SLU_ENV_NL	Min	64133.01	20102.56	-3675.93	-12727.67	-474.23
324	777	DX37	SLU_ENV_NL	Min	112160.09	33946.91	-3852.42	-4587.88	-474.23
324	777	DX38	SLU_ENV_NL	Min	-9298.53	-1954.85	-7995.66	-4587.88	-700.81
324	777	DX51	SLU_ENV_NL	Min	2650.73	460.10	-6911.96	-12727.67	-700.81
325	167	SX261	SLU_ENV_NL	Max	-260.00	1706.75	-1326.99	513.62	59.99
325	167	SX248	SLU_ENV_NL	Max	3250.82	1096.87	-1552.05	10.88	59.99
325	167	SX249	SLU_ENV_NL	Max	-191.51	1050.79	-1318.48	10.88	69.61
325	167	SX262	SLU_ENV_NL	Max	2493.15	-949.87	-1093.42	513.62	69.61
325	167	SX261	SLU_ENV_NL	Min	-878.85	-1830.41	-2840.86	-692.60	-86.03
325	167	SX248	SLU_ENV_NL	Min	87.80	-19.07	-2201.25	-463.50	-86.03
325	167	SX249	SLU_ENV_NL	Min	-11740.34	-4655.32	-2975.42	-463.50	-52.06
325	167	SX262	SLU_ENV_NL	Min	-19537.68	-4004.51	-3615.03	-692.60	-52.06
326	168	SX262	SLU_ENV_NL	Max	7721.85	658.35	-635.68	1282.93	-160.84
326	168	SX249	SLU_ENV_NL	Max	-5437.88	-562.73	-1822.40	-1133.29	-160.84
326	168	SX250	SLU_ENV_NL	Max	-7437.22	-941.23	85.97	-1133.29	258.91
326	168	SX263	SLU_ENV_NL	Max	16310.82	3446.05	1272.69	1282.93	258.91
326	168	SX262	SLU_ENV_NL	Min	-4886.41	420.43	-4354.43	-2702.31	-213.37
326	168	SX249	SLU_ENV_NL	Min	-11813.89	-4706.94	-2264.76	-6054.91	-213.37
326	168	SX250	SLU_ENV_NL	Min	-210216.28	-64568.45	-1130.37	-6054.91	179.53
326	168	SX263	SLU_ENV_NL	Min	-192109.42	-56030.86	-3220.05	-2702.31	179.53
327	169	SX263	SLU_ENV_NL	Max	24577.48	10023.01	1610.15	7082.39	7615.48
327	169	SX250	SLU_ENV_NL	Max	25353.75	5054.76	343.88	10036.14	7615.48
327	169	SX251	SLU_ENV_NL	Max	123271.43	40613.22	2394.77	10036.14	6231.46
327	169	SX264	SLU_ENV_NL	Max	106416.73	30736.07	968.97	7082.39	6231.46
327	169	SX263	SLU_ENV_NL	Min	-177529.89	-55899.90	-3086.26	-7745.02	-6179.60
327	169	SX250	SLU_ENV_NL	Min	-183904.89	-52687.79	-1660.47	-7365.37	-6179.60
327	169	SX251	SLU_ENV_NL	Min	-20398.15	-10290.89	-1822.53	-7365.37	-7659.08
327	169	SX264	SLU_ENV_NL	Min	-2681.93	308.53	-556.26	-7745.02	-7659.08
328	778	DX51	SLU_ENV_NL	Max	19024.06	6936.31	533.01	885.92	-148.91
328	778	DX38	SLU_ENV_NL	Max	25613.55	8088.73	314.50	-930.58	-148.91
328	778	DX39	SLU_ENV_NL	Max	1390.36	1411.72	-503.29	-930.58	144.71
328	778	DX52	SLU_ENV_NL	Max	-1315.29	1229.81	-284.79	885.92	144.71
328	778	DX51	SLU_ENV_NL	Min	-5988.75	-2248.11	-6497.76	404.19	-151.80
328	778	DX38	SLU_ENV_NL	Min	5290.45	2538.22	-8338.49	-1552.52	-151.80
328	778	DX39	SLU_ENV_NL	Min	1276.65	1126.99	-8850.16	-1552.52	120.78
328	778	DX52	SLU_ENV_NL	Min	-3826.02	-1556.93	-7009.42	404.19	120.78
329	170	SX266	SLU_ENV_NL	Max	99207.55	32876.68	188.98	2698.87	3051.21
329	170	SX253	SLU_ENV_NL	Max	92754.07	25636.75	-11.03	2753.01	3051.21
329	170	SX254	SLU_ENV_NL	Max	34814.07	12551.06	269.30	2753.01	2154.67
329	170	SX267	SLU_ENV_NL	Max	36291.36	8665.58	289.31	2698.87	2154.67
329	170	SX266	SLU_ENV_NL	Min	-9818.25	-6176.94	-435.66	-4314.70	-2188.59
329	170	SX253	SLU_ENV_NL	Min	-5594.51	119.13	-417.19	-2363.14	-2188.59
329	170	SX254	SLU_ENV_NL	Min	-104161.70	-33627.97	-316.86	-2363.14	-3012.95
329	170	SX267	SLU_ENV_NL	Min	-106325.17	-29385.00	-155.34	-4314.70	-3012.95
330	171	SX267	SLU_ENV_NL	Max	36290.92	8665.44	133.42	4350.36	2154.73
330	171	SX254	SLU_ENV_NL	Max	34813.58	12550.92	316.89	2363.24	2154.73
330	171	SX255	SLU_ENV_NL	Max	91844.22	25353.56	417.18	2363.24	3088.96
330	171	SX268	SLU_ENV_NL	Max	98414.88	32636.46	446.76	4350.36	3088.96
330	171	SX267	SLU_ENV_NL	Min	-105042.09	-28994.09	-289.26	-2698.97	-3050.53
330	171	SX254	SLU_ENV_NL	Min	-102877.90	-33248.81	-284.80	-2805.22	-3050.53
330	171	SX255	SLU_ENV_NL	Min	-5593.98	119.32	28.54	-2805.22	-2188.65
330	171	SX268	SLU_ENV_NL	Min	-9817.92	-6176.83	-188.97	-2698.97	-2188.65
331	779	DX37	SLU_ENV_NL	Max	269453.28	80136.68	-1062.28	-1314.17	462.01
331	779	DX24	SLU_ENV_NL	Max	243091.60	72277.59	2090.23	-3340.21	462.01
331	779	DX25	SLU_ENV_NL	Max	38867.21	9255.37	807.58	-3340.21	139.37
331	779	DX38	SLU_ENV_NL	Max	29897.41	7017.62	639.31	-1314.17	139.37
331	779	DX37	SLU_ENV_NL	Min	117368.55	34704.47	-5517.05	-9577.67	-164.73
331	779	DX24	SLU_ENV_NL	Min	132520.74	38808.71	-1679.82	-3678.02	-164.73
331	779	DX25	SLU_ENV_NL	Min	-4650.58	-1839.51	21.77	-3678.02	-423.49
331	779	DX38	SLU_ENV_NL	Min	1352.82	-68.95	-6799.70	-9577.67	-423.49
332	172	SX270	SLU_ENV_NL	Max	106416.94	30736.07	556.37	7745.03	6177.38
332	172	SX257	SLU_ENV_NL	Max	123271.94	40613.33	1822.59	7281.47	6177.38
332	172	SX258	SLU_ENV_NL	Max	19844.34	3339.68	1608.13	7281.47	7615.48
332	172	SX271	SLU_ENV_NL	Max	19010.02	8398.72	3017.64	7745.03	7615.48
332	172	SX270	SLU_ENV_NL	Min	-2945.27	265.58	-955.67	-7040.00	-7659.09
332	172	SX257	SLU_ENV_NL	Min	-20501.18	-10341.91	-2365.18	-10036.15	-7659.09



Autorità Portuale di Taranto
Interventi per il dragaggio di 2,3 M³ di sedimenti in area Molo Polisettoriale e per la realizzazione di un primo lotto della cassa di colmata funzionale all'ampliamento del V Sporgente del Porto di Taranto

Allegati alla relazione di calcolo strutturale allineamento "BC"

Data 05/2016
Rev. B
c.d.c.: C296A
514B



332	172	SX258	SLU_ENV_NL	Min	-183905.47	-52687.96	-344.00	-10036.15	-6125.19
332	172	SX271	SLU_ENV_NL	Min	-177530.78	-55900.17	-1610.22	-7040.00	-6125.19
333	780	DX38	SLU_ENV_NL	Max	26696.39	6099.26	437.21	469.18	-57.43
333	780	DX25	SLU_ENV_NL	Max	33744.07	7676.49	2345.72	-1036.54	-57.43
333	780	DX26	SLU_ENV_NL	Max	6696.67	1692.35	1710.24	-1036.54	99.67
333	780	DX39	SLU_ENV_NL	Max	-1451.87	-903.88	-668.09	469.18	99.67
333	780	DX38	SLU_ENV_NL	Min	7159.85	1611.05	-8332.51	-421.02	-126.27
333	780	DX25	SLU_ENV_NL	Min	20158.29	5665.26	114.12	-1121.08	-126.27
333	780	DX26	SLU_ENV_NL	Min	2571.94	-3747.13	-991.18	-1121.08	47.62
333	780	DX39	SLU_ENV_NL	Min	-2127.28	-4620.53	-8968.00	-421.02	47.62
335	173	SX248	SLU_ENV_NL	Max	3335.84	1947.24	-1641.63	259.89	34.45
335	173	SX235	SLU_ENV_NL	Max	-774.12	2053.59	592.97	-157.44	34.45
335	173	SX236	SLU_ENV_NL	Max	-6065.30	9.27	1003.90	-157.44	47.28
335	173	SX249	SLU_ENV_NL	Max	-1841.99	-1509.21	-1230.70	259.89	47.28
335	173	SX248	SLU_ENV_NL	Min	542.83	-328.01	-2827.53	-384.83	-60.28
335	173	SX235	SLU_ENV_NL	Min	-2396.73	-3064.80	-4181.67	-415.40	-60.28
335	173	SX236	SLU_ENV_NL	Min	-15421.25	-6684.97	-3703.31	-415.40	-1.77
335	173	SX249	SLU_ENV_NL	Min	-10406.44	-1891.89	-2349.17	-384.83	-1.77
336	174	SX249	SLU_ENV_NL	Max	-3542.72	-1065.68	-1273.49	552.59	-113.11
336	174	SX236	SLU_ENV_NL	Max	-4896.13	-298.88	1052.29	-1021.32	-113.11
336	174	SX237	SLU_ENV_NL	Max	-20323.55	-4723.76	1777.79	-1021.32	138.86
336	174	SX250	SLU_ENV_NL	Max	-10859.74	-4603.44	-547.99	552.59	138.86
336	174	SX249	SLU_ENV_NL	Min	-7713.15	-1991.72	-2138.65	-3861.84	-113.48
336	174	SX236	SLU_ENV_NL	Min	-7000.10	-3545.66	-3978.94	-5650.52	-113.48
336	174	SX237	SLU_ENV_NL	Min	-219002.49	-67345.45	-3903.82	-5650.52	108.24
336	174	SX250	SLU_ENV_NL	Min	-212484.94	-62102.81	-2063.53	-3861.84	108.24
337	175	SX250	SLU_ENV_NL	Max	31323.02	12184.40	358.52	8025.78	8662.99
337	175	SX237	SLU_ENV_NL	Max	31076.00	6533.28	1659.37	11390.99	8662.99
337	175	SX238	SLU_ENV_NL	Max	145387.30	44124.68	1723.26	11390.99	7136.99
337	175	SX251	SLU_ENV_NL	Max	126052.19	34173.51	3485.08	8025.78	7136.99
337	175	SX250	SLU_ENV_NL	Min	-190791.48	-59934.16	-2379.29	-8828.37	-7080.09
337	175	SX237	SLU_ENV_NL	Min	-198942.14	-56958.14	-4141.11	-8524.38	-7080.09
337	175	SX238	SLU_ENV_NL	Min	-44432.98	-13659.58	-755.89	-8524.38	-8706.05
337	175	SX251	SLU_ENV_NL	Min	-21810.30	-2230.13	-2056.74	-8828.37	-8706.05
339	176	SX253	SLU_ENV_NL	Max	92303.10	29570.07	-34.25	1716.75	2789.47
339	176	SX240	SLU_ENV_NL	Max	86410.90	22827.44	139.20	2495.80	2789.47
339	176	SX241	SLU_ENV_NL	Max	31941.13	11658.00	399.93	2495.80	1335.39
339	176	SX254	SLU_ENV_NL	Max	32426.58	7777.48	236.51	1716.75	1335.39
339	176	SX253	SLU_ENV_NL	Min	-5645.08	-3234.16	-606.48	-3964.92	-1367.19
339	176	SX240	SLU_ENV_NL	Min	-3089.90	2430.81	-428.12	-1433.07	-1367.19
339	176	SX241	SLU_ENV_NL	Min	-99003.56	-32047.17	-157.36	-1433.07	-2753.89
339	176	SX254	SLU_ENV_NL	Min	-100874.71	-28107.86	-345.74	-3964.92	-2753.89
340	177	SX254	SLU_ENV_NL	Max	32426.02	7777.31	345.80	4018.89	1335.44
340	177	SX241	SLU_ENV_NL	Max	31940.63	11657.86	123.06	1433.16	1335.44
340	177	SX242	SLU_ENV_NL	Max	85318.16	22511.96	438.54	1433.16	2843.63
340	177	SX255	SLU_ENV_NL	Max	91374.61	29313.58	606.44	4018.89	2843.63
340	177	SX254	SLU_ENV_NL	Min	-99556.82	-27703.95	-256.21	-1716.82	-2807.80
340	177	SX241	SLU_ENV_NL	Min	-97679.20	-31658.40	-399.88	-2567.85	-2807.80
340	177	SX242	SLU_ENV_NL	Min	-3089.05	2431.06	-139.24	-2567.85	-1367.24
340	177	SX255	SLU_ENV_NL	Min	-5644.50	-3233.99	59.27	-1716.82	-1367.24
341	781	DX414	SLU_ENV_NL	Max	56942.66	17025.12	530.54	-0.16	0.24
341	781	DX401	SLU_ENV_NL	Max	59890.97	17921.24	1100.46	0.41	0.24
341	781	DX402	SLU_ENV_NL	Max	145.60	174.82	1134.35	0.41	4.70
341	781	DX415	SLU_ENV_NL	Max	-153.77	-390.60	254.33	-0.16	4.70
341	781	DX414	SLU_ENV_NL	Min	-136.97	-90.76	-412.79	-972.56	-8.98
341	781	DX401	SLU_ENV_NL	Min	-477.24	-172.25	-255.53	-1063.70	-8.98
341	781	DX402	SLU_ENV_NL	Min	-445.28	-458.51	-531.74	-1063.70	0.16
341	781	DX415	SLU_ENV_NL	Min	-2172.94	-536.38	-378.91	-972.56	0.16
342	178	SX257	SLU_ENV_NL	Max	126052.74	34173.74	2056.69	8828.37	7073.68
342	178	SX244	SLU_ENV_NL	Max	145387.77	44124.87	755.89	8429.14	7073.68
342	178	SX245	SLU_ENV_NL	Max	25651.53	4859.43	4046.72	8429.14	8663.00
342	178	SX258	SLU_ENV_NL	Max	25820.67	10594.92	2314.35	8828.37	8663.00
342	178	SX257	SLU_ENV_NL	Min	-21870.80	-2241.44	-3442.03	-7973.29	-8706.06
342	178	SX244	SLU_ENV_NL	Min	-44270.37	-13672.95	-1709.66	-11391.01	-8706.06
342	178	SX245	SLU_ENV_NL	Min	-198942.85	-56958.36	-1659.31	-11391.01	-8706.06
342	178	SX258	SLU_ENV_NL	Min	-190792.06	-59934.34	-358.52	-7973.29	-8706.06
343	179	SX405	SLU_ENV_NL	Max	1320.00	83.96	694.90	27.90	1.81
343	179	SX392	SLU_ENV_NL	Max	-29.93	-187.17	-655.66	10.36	1.81
343	179	SX393	SLU_ENV_NL	Max	-273.51	152.32	-455.95	10.36	16.43
343	179	SX406	SLU_ENV_NL	Max	382.45	371.19	767.34	27.90	16.43
343	179	SX405	SLU_ENV_NL	Min	216.65	34.26	-204.87	-4.94	-13.64
343	179	SX392	SLU_ENV_NL	Min	-441.96	-307.36	-696.42	-160.93	-13.64
343	179	SX393	SLU_ENV_NL	Min	-4570.88	-1575.03	-623.98	-160.93	-0.63
343	179	SX406	SLU_ENV_NL	Min	-2347.21	-921.07	-5.16	-4.94	-0.63
344	180	SX406	SLU_ENV_NL	Max	1950.49	373.95	362.87	-5.39	2.00
344	180	SX393	SLU_ENV_NL	Max	-586.98	58.65	587.66	11.85	2.00
344	180	SX394	SLU_ENV_NL	Max	-337.10	-55.53	676.24	11.85	36.48
344	180	SX407	SLU_ENV_NL	Max	496.21	216.91	881.56	-5.39	36.48
344	180	SX406	SLU_ENV_NL	Min	390.78	373.32	-441.64	-534.94	-28.08
344	180	SX393	SLU_ENV_NL	Min	-2024.47	-816.82	-833.01	-993.25	-28.08
344	180	SX394	SLU_ENV_NL	Min	-45367.31	-13583.53	-314.32	-993.25	-0.43



Autorità Portuale di Taranto
Interventi per il dragaggio di 2,3 M m³ di sedimenti in area Molo Polisettoriale e per la realizzazione di un primo lotto della cassa di colmata funzionale all'ampliamento del V Sporgente del Porto di Taranto

Allegati alla relazione di calcolo strutturale allineamento "BC"

Data 05/2016
Rev. B
c.d.c.: C296A
514B



344	180	SX407	SLU_ENV_NL	Min	-38824.16	-11625.91	-353.06	-534.94	-0.43
345	181	SX235	SLU_ENV_NL	Max	-1165.24	1595.51	798.60	59.56	9.31
345	181	SX222	SLU_ENV_NL	Max	2320.89	1249.47	431.17	-214.86	9.31
345	181	SX223	SLU_ENV_NL	Max	-7265.80	-1035.70	385.78	-214.86	21.96
345	181	SX236	SLU_ENV_NL	Max	-7856.56	-2299.88	753.21	59.56	21.96
345	181	SX235	SLU_ENV_NL	Min	-1442.77	-2146.25	-3686.98	-270.70	-43.13
345	181	SX222	SLU_ENV_NL	Min	610.24	-83.68	-3276.98	-349.06	-43.13
345	181	SX223	SLU_ENV_NL	Min	-8873.08	-3539.62	-3854.39	-349.06	0.42
345	181	SX236	SLU_ENV_NL	Min	-13939.11	-3990.58	-4264.38	-270.70	0.42
346	182	SX236	SLU_ENV_NL	Max	944.56	2225.20	1047.56	37.51	-69.12
346	182	SX223	SLU_ENV_NL	Max	-9849.18	-1825.74	57.96	-896.93	-69.12
346	182	SX224	SLU_ENV_NL	Max	-31324.82	-8068.12	729.06	-896.93	407.79
346	182	SX237	SLU_ENV_NL	Max	-22874.32	-8304.91	1718.66	37.51	407.79
346	182	SX236	SLU_ENV_NL	Min	-6505.05	-3570.10	-5584.51	-2646.98	-335.31
346	182	SX223	SLU_ENV_NL	Min	-16301.02	-5827.98	-2577.64	-7922.09	-335.31
346	182	SX224	SLU_ENV_NL	Min	-258288.56	-78924.88	-56.40	-7922.09	62.52
346	182	SX237	SLU_ENV_NL	Min	-222478.22	-65233.13	-3063.27	-2646.98	62.52
347	183	SX237	SLU_ENV_NL	Max	37851.51	14253.47	2363.98	9274.80	9726.35
347	183	SX224	SLU_ENV_NL	Max	42337.05	9875.12	961.18	12797.12	9726.35
347	183	SX225	SLU_ENV_NL	Max	174242.29	55939.14	3375.60	12797.12	8326.71
347	183	SX238	SLU_ENV_NL	Max	150785.27	44301.19	955.38	9274.80	8326.71
347	183	SX237	SLU_ENV_NL	Min	-206694.88	-64983.89	-3112.25	-9907.24	-8274.74
347	183	SX224	SLU_ENV_NL	Min	-213881.74	-61302.38	-692.03	-10051.01	-8274.74
347	183	SX225	SLU_ENV_NL	Min	-70776.14	-26251.20	-2897.35	-10051.01	-9777.38
347	183	SX238	SLU_ENV_NL	Min	-49303.42	-15029.54	-1494.56	-9907.24	-9777.38
348	782	DX415	SLU_ENV_NL	Max	-2.85	115.47	539.37	5.30	0.15
348	782	DX402	SLU_ENV_NL	Max	938.40	411.83	213.83	3.20	0.15
348	782	DX403	SLU_ENV_NL	Max	439.25	399.82	194.27	3.20	1.17
348	782	DX416	SLU_ENV_NL	Max	-147.74	144.35	519.81	5.30	1.17
348	782	DX415	SLU_ENV_NL	Min	-217.43	-409.70	215.93	-1.53	-2.64
348	782	DX402	SLU_ENV_NL	Min	-3.74	-326.04	-488.59	-20.05	-2.64
348	782	DX403	SLU_ENV_NL	Min	24.27	-253.41	-579.76	-20.05	-0.56
348	782	DX416	SLU_ENV_NL	Min	-364.86	-326.03	124.75	-1.53	-0.56
349	184	SX240	SLU_ENV_NL	Max	86713.25	28664.53	-42.74	287.78	2415.27
349	184	SX227	SLU_ENV_NL	Max	81714.57	22802.34	65.90	2100.92	2415.27
349	184	SX228	SLU_ENV_NL	Max	31496.45	11221.63	254.81	2100.92	114.79
349	184	SX241	SLU_ENV_NL	Max	30264.15	7274.05	260.07	287.78	114.79
349	184	SX240	SLU_ENV_NL	Min	-4690.12	-4109.26	-401.98	-3493.07	-143.68
349	184	SX227	SLU_ENV_NL	Min	-4242.66	612.71	-406.47	-13.46	-143.68
349	184	SX228	SLU_ENV_NL	Min	-94338.72	-30230.48	-103.66	-13.46	-2384.43
349	184	SX241	SLU_ENV_NL	Min	-95991.20	-26835.21	-213.07	-3493.07	-2384.43
350	185	SX241	SLU_ENV_NL	Max	30263.61	7273.88	166.69	3561.98	114.84
350	185	SX228	SLU_ENV_NL	Max	31495.90	11221.47	103.67	13.51	114.84
350	185	SX229	SLU_ENV_NL	Max	80343.23	22376.64	406.46	13.51	2483.25
350	185	SX242	SLU_ENV_NL	Max	85575.43	28317.25	427.33	3561.98	2483.25
350	185	SX241	SLU_ENV_NL	Min	-94621.46	-26413.66	-260.05	-287.83	-2452.06
350	185	SX228	SLU_ENV_NL	Min	-92984.06	-29834.70	-291.22	-2190.12	-2452.06
350	185	SX229	SLU_ENV_NL	Min	-4241.68	613.03	-30.59	-2190.12	-143.72
350	185	SX242	SLU_ENV_NL	Min	-4689.23	-4108.98	42.74	-287.83	-143.72
351	783	DX401	SLU_ENV_NL	Max	60275.03	18124.36	1168.71	-1.55	-0.18
351	783	DX388	SLU_ENV_NL	Max	55752.58	16768.46	193.24	2.09	-0.18
351	783	DX389	SLU_ENV_NL	Max	454.13	352.25	809.62	2.09	49.91
351	783	DX402	SLU_ENV_NL	Max	-244.35	230.51	1074.07	-1.55	49.91
351	783	DX401	SLU_ENV_NL	Min	-432.07	-40.93	-800.76	-759.47	-40.51
351	783	DX388	SLU_ENV_NL	Min	610.54	175.87	45.39	-1361.89	-40.51
351	783	DX389	SLU_ENV_NL	Min	-7506.95	-2384.08	-49.25	-1361.89	-0.72
351	783	DX402	SLU_ENV_NL	Min	-294.26	-214.34	-184.38	-759.47	-0.72
352	186	SX244	SLU_ENV_NL	Max	150785.70	44301.25	1494.62	9907.26	8244.50
352	186	SX231	SLU_ENV_NL	Max	174242.84	55939.26	2897.36	9932.85	8244.50
352	186	SX232	SLU_ENV_NL	Max	36995.28	8215.54	618.73	9932.85	9726.36
352	186	SX245	SLU_ENV_NL	Max	32414.10	12665.55	3006.64	9907.26	9726.36
352	186	SX244	SLU_ENV_NL	Min	-49060.25	-14903.44	-930.99	-9201.41	-9777.40
352	186	SX231	SLU_ENV_NL	Min	-70246.47	-26091.48	-3318.89	-12797.14	-9777.40
352	186	SX232	SLU_ENV_NL	Min	-213882.36	-61302.55	-961.24	-12797.14	-8192.40
352	186	SX245	SLU_ENV_NL	Min	-206695.59	-64984.10	-2363.97	-9201.41	-8192.40
353	187	SX407	SLU_ENV_NL	Max	30753.51	9197.02	653.36	477.21	468.48
353	187	SX394	SLU_ENV_NL	Max	30682.42	9281.76	650.90	508.57	468.48
353	187	SX395	SLU_ENV_NL	Max	34988.45	9399.81	423.07	508.57	29.13
353	187	SX408	SLU_ENV_NL	Max	34690.29	9297.73	185.67	477.21	29.13
353	187	SX407	SLU_ENV_NL	Min	-108250.90	-32404.70	-338.12	-584.30	-29.69
353	187	SX394	SLU_ENV_NL	Min	-107796.17	-32295.77	-34.54	408.74	-29.69
353	187	SX395	SLU_ENV_NL	Min	19354.28	6653.01	-502.23	408.74	-470.33
353	187	SX408	SLU_ENV_NL	Min	17659.97	6045.34	-565.95	-584.30	-470.33
354	784	DX402	SLU_ENV_NL	Max	917.25	362.17	185.02	34.79	1.17
354	784	DX389	SLU_ENV_NL	Max	-190.41	159.38	1256.62	3.90	1.17
354	784	DX390	SLU_ENV_NL	Max	-205.90	26.05	1439.94	3.90	9.20
354	784	DX403	SLU_ENV_NL	Max	174.71	226.23	222.32	34.79	9.20
354	784	DX402	SLU_ENV_NL	Min	196.18	156.79	-625.42	-4.54	-6.28
354	784	DX389	SLU_ENV_NL	Min	-641.84	-332.22	846.72	-68.40	-6.28
354	784	DX390	SLU_ENV_NL	Min	-1815.99	-1052.70	884.03	-68.40	-9.578E-02
354	784	DX403	SLU_ENV_NL	Min	130.55	-444.63	-442.10	-4.54	-9.578E-02



Autorità Portuale di Taranto
Interventi per il dragaggio di 2,3 M m³ di sedimenti in area Molo Polisettoriale e per la realizzazione di un primo lotto della cassa di colmata funzionale all'ampliamento del V Sporgente del Porto di Taranto

Allegati alla relazione di calcolo strutturale allineamento "BC"

Data 05/2016
Rev. B
c.d.c.: C296A
514B



355	188	SX222	SLU_ENV_NL	Max	2975.10	2207.37	292.37	-48.83	14.69
355	188	SX209	SLU_ENV_NL	Max	146.62	1896.00	1371.27	-237.99	14.69
355	188	SX210	SLU_ENV_NL	Max	-10025.03	-1371.78	1574.26	-237.99	17.14
355	188	SX223	SLU_ENV_NL	Max	-8214.26	-1453.89	495.36	-48.83	17.14
355	188	SX222	SLU_ENV_NL	Min	373.75	-783.47	-3807.98	-222.57	-31.08
355	188	SX209	SLU_ENV_NL	Min	-2218.83	-2517.92	-2335.68	-335.44	-31.08
355	188	SX210	SLU_ENV_NL	Min	-13762.89	-6278.12	-1852.93	-335.44	14.57
355	188	SX223	SLU_ENV_NL	Min	-8422.25	-3645.87	-3325.23	-222.57	14.57
356	189	SX223	SLU_ENV_NL	Max	-9550.88	-2471.37	322.11	-218.96	-58.09
356	189	SX210	SLU_ENV_NL	Max	2363.53	-681.10	1765.13	-902.58	-58.09
356	189	SX211	SLU_ENV_NL	Max	-33373.81	-8653.09	1767.60	-902.58	66.46
356	189	SX224	SLU_ENV_NL	Max	-33244.41	-11326.48	324.58	-218.96	66.46
356	189	SX223	SLU_ENV_NL	Min	-11650.11	-3971.66	-1293.69	-5270.02	-66.90
356	189	SX210	SLU_ENV_NL	Min	-7680.09	-1453.46	-3943.51	-6216.74	-66.90
356	189	SX211	SLU_ENV_NL	Min	-253808.13	-77701.70	-5106.37	-6216.74	38.21
356	189	SX224	SLU_ENV_NL	Min	-261299.44	-76814.72	-2456.54	-5270.02	38.21
357	190	SX224	SLU_ENV_NL	Max	50196.73	18208.92	1023.71	11188.42	10846.17
357	190	SX211	SLU_ENV_NL	Max	51430.26	12295.03	2207.45	14277.92	10846.17
357	190	SX212	SLU_ENV_NL	Max	205028.90	61735.71	2043.08	14277.92	10108.40
357	190	SX225	SLU_ENV_NL	Max	178594.39	50389.11	5738.65	11188.42	10108.40
357	190	SX224	SLU_ENV_NL	Min	-222438.10	-69766.52	-2427.20	-11031.06	-10044.07
357	190	SX211	SLU_ENV_NL	Min	-231646.00	-66452.81	-6122.78	-12271.14	-10044.07
357	190	SX212	SLU_ENV_NL	Min	-104729.70	-29167.13	-2032.29	-12271.14	-10895.00
357	190	SX225	SLU_ENV_NL	Min	-72991.36	-15770.14	-3216.02	-11031.06	-10895.00
358	785	DX378	SLU_ENV_NL	Max	-239.52	565.02	-837.80	2.43	30.77
358	785	DX365	SLU_ENV_NL	Max	1222.28	1382.03	3484.32	272.60	30.77
358	785	DX366	SLU_ENV_NL	Max	5236.60	1677.68	3046.66	272.60	0.30
358	785	DX379	SLU_ENV_NL	Max	-244.23	74.19	-902.70	2.43	0.30
358	785	DX378	SLU_ENV_NL	Min	-1606.60	-101.66	-1144.62	-180.47	-0.32
358	785	DX365	SLU_ENV_NL	Min	237.09	-122.08	-263.06	-1.73	-0.32
358	785	DX366	SLU_ENV_NL	Min	344.39	-204.22	-327.96	-1.73	-37.22
358	785	DX379	SLU_ENV_NL	Min	-305.80	-231.49	-1582.29	-180.47	-37.22
359	191	SX227	SLU_ENV_NL	Max	81194.88	25406.68	-74.97	-1760.82	2295.99
359	191	SX214	SLU_ENV_NL	Max	76277.66	19950.01	-292.18	2071.89	2295.99
359	191	SX215	SLU_ENV_NL	Max	34137.92	11724.26	442.72	2071.89	-1655.64
359	191	SX228	SLU_ENV_NL	Max	31031.49	7975.53	340.23	-1760.82	-1655.64
359	191	SX227	SLU_ENV_NL	Min	-5854.66	-3064.38	-864.96	-3319.05	1632.86
359	191	SX214	SLU_ENV_NL	Min	-9139.92	23.91	-750.97	2000.18	1632.86
359	191	SX215	SLU_ENV_NL	Min	-90632.28	-28962.67	-335.77	2000.18	-2267.96
359	191	SX228	SLU_ENV_NL	Min	-91769.56	-26003.29	-130.05	-3319.05	-2267.96
360	192	SX228	SLU_ENV_NL	Max	31030.94	7975.36	130.08	3415.75	-1655.62
360	192	SX215	SLU_ENV_NL	Max	34137.47	11724.13	292.03	-2071.89	-1655.62
360	192	SX216	SLU_ENV_NL	Max	74595.47	19454.83	775.41	-2071.89	2389.03
360	192	SX229	SLU_ENV_NL	Max	79782.97	25002.64	864.93	3415.75	2389.03
360	192	SX228	SLU_ENV_NL	Min	-90354.90	-25564.37	-372.02	1760.83	-2360.62
360	192	SX215	SLU_ENV_NL	Min	-89187.25	-28543.69	-442.69	-2119.97	-2360.62
360	192	SX216	SLU_ENV_NL	Min	-9138.88	24.20	292.15	-2119.97	1632.85
360	192	SX229	SLU_ENV_NL	Min	-5853.68	-3064.08	111.36	1760.83	1632.85
361	786	DX379	SLU_ENV_NL	Max	348.47	-35.56	388.72	100.85	157.18
361	786	DX366	SLU_ENV_NL	Max	1159.61	479.42	1111.31	2365.09	157.18
361	786	DX367	SLU_ENV_NL	Max	78971.36	23650.54	-560.56	2365.09	0.59
361	786	DX380	SLU_ENV_NL	Max	57216.73	17125.26	67.06	100.85	0.59
361	786	DX379	SLU_ENV_NL	Min	-8914.01	-2551.58	-53.51	-2.50	2.20
361	786	DX366	SLU_ENV_NL	Min	-717.43	-522.41	-1187.74	8.23	2.20
361	786	DX367	SLU_ENV_NL	Min	-685.63	-287.92	-1067.17	8.23	-182.67
361	786	DX380	SLU_ENV_NL	Min	651.22	272.89	-1283.15	-2.50	-182.67
362	193	SX231	SLU_ENV_NL	Max	178594.99	50389.35	3215.98	11031.08	10010.69
362	193	SX218	SLU_ENV_NL	Max	205029.49	61735.94	2032.31	12133.76	10010.69
362	193	SX219	SLU_ENV_NL	Max	46104.34	10658.70	6024.68	12133.76	10846.19
362	193	SX232	SLU_ENV_NL	Max	44834.42	16644.67	2362.69	11031.08	10846.19
362	193	SX231	SLU_ENV_NL	Min	-72409.97	-15601.82	-5686.36	-11098.16	-10895.03
362	193	SX218	SLU_ENV_NL	Min	-103843.79	-28969.08	-2024.37	-14277.95	-10895.03
362	193	SX219	SLU_ENV_NL	Min	-231646.72	-66453.04	-2207.40	-14277.95	-9946.22
362	193	SX232	SLU_ENV_NL	Min	-222438.74	-69766.73	-1023.72	-11098.16	-9946.22
363	194	SX410	SLU_ENV_NL	Max	55965.41	16346.81	242.90	233.53	132.06
363	194	SX397	SLU_ENV_NL	Max	57196.37	16816.55	-54.43	238.19	132.06
363	194	SX398	SLU_ENV_NL	Max	26407.74	7925.61	-161.56	238.19	533.15
363	194	SX411	SLU_ENV_NL	Max	26113.06	7843.07	179.31	233.53	533.15
363	194	SX410	SLU_ENV_NL	Min	-739.90	-603.93	189.60	-69.78	-534.04
363	194	SX397	SLU_ENV_NL	Min	-990.15	-642.20	-151.27	-1010.27	-534.04
363	194	SX398	SLU_ENV_NL	Min	-68904.67	-20636.50	-175.57	-1010.27	-132.18
363	194	SX411	SLU_ENV_NL	Min	-68141.38	-20502.37	121.77	-69.78	-132.18
364	195	SX411	SLU_ENV_NL	Max	26112.75	7842.98	-139.97	69.78	532.34
364	195	SX398	SLU_ENV_NL	Max	26407.43	7925.52	171.26	1005.91	532.34
364	195	SX399	SLU_ENV_NL	Max	56997.30	16741.29	151.28	1005.91	132.06
364	195	SX412	SLU_ENV_NL	Max	55787.45	16278.83	-189.60	69.78	132.06
364	195	SX411	SLU_ENV_NL	Min	-67222.59	-20226.61	-179.32	-235.97	-132.18
364	195	SX398	SLU_ENV_NL	Min	-68004.72	-20366.63	161.56	-238.19	-132.18
364	195	SX399	SLU_ENV_NL	Min	-990.07	-642.18	62.01	-238.19	-533.20
364	195	SX412	SLU_ENV_NL	Min	-739.80	-603.91	-249.21	-235.97	-533.20
365	196	SX209	SLU_ENV_NL	Max	-557.85	456.96	1446.25	-121.02	4.07



Autorità Portuale di Taranto
Interventi per il dragaggio di 2,3 M m³ di sedimenti in area Molo Polisettoriale e per la realizzazione di un primo lotto della cassa di colmata funzionale all'ampliamento del V Sporgente del Porto di Taranto

Allegati alla relazione di calcolo strutturale allineamento "BC"

Data 05/2016
Rev. B
c.d.c.: C296A
514B

365	196	SX196	SLU_ENV_NL	Max	739.85	1698.01	1927.84	-229.12	4.07
365	196	SX197	SLU_ENV_NL	Max	-9983.31	-1918.74	1937.75	-229.12	8.47
365	196	SX210	SLU_ENV_NL	Max	-11294.45	-1813.52	1456.16	-121.02	8.47
365	196	SX209	SLU_ENV_NL	Min	-1297.54	-1368.17	-1975.58	-201.52	-26.72
365	196	SX196	SLU_ENV_NL	Min	118.26	-1566.79	-7081.63	-334.46	-26.72
365	196	SX197	SLU_ENV_NL	Min	-11005.78	-3550.51	-7388.61	-334.46	7.27
365	196	SX210	SLU_ENV_NL	Min	-12452.34	-4687.27	-2282.55	-201.52	7.27
366	197	SX210	SLU_ENV_NL	Max	7911.42	4358.76	1335.54	-383.44	-41.35
366	197	SX197	SLU_ENV_NL	Max	-13011.32	-2527.70	2025.32	-945.18	-41.35
366	197	SX198	SLU_ENV_NL	Max	-44255.08	-12000.03	2819.16	-945.18	444.11
366	197	SX211	SLU_ENV_NL	Max	-35097.22	-11952.98	2129.39	-383.44	444.11
366	197	SX210	SLU_ENV_NL	Min	-7834.96	-3642.12	-6930.95	-3432.13	-345.20
366	197	SX197	SLU_ENV_NL	Min	-23157.69	-7565.97	-2766.62	-9035.22	-345.20
366	197	SX198	SLU_ENV_NL	Min	-307223.11	-93491.11	1154.24	-9035.22	37.79
366	197	SX211	SLU_ENV_NL	Min	-257024.51	-75742.23	-3010.09	-3432.13	37.79
367	198	SX211	SLU_ENV_NL	Max	60849.59	21668.23	3568.93	13844.75	12680.65
367	198	SX198	SLU_ENV_NL	Max	71195.11	17986.12	2684.91	16635.53	12680.65
367	198	SX199	SLU_ENV_NL	Max	246330.75	76633.66	5848.59	16635.53	12570.33
367	198	SX212	SLU_ENV_NL	Max	212124.37	62363.78	585.70	13844.75	12570.33
367	198	SX211	SLU_ENV_NL	Min	-241360.83	-75812.09	-4152.59	-12960.73	-12513.15
367	198	SX198	SLU_ENV_NL	Min	-248304.43	-71234.82	1110.29	-15355.03	-12513.15
367	198	SX199	SLU_ENV_NL	Min	-143723.61	-51165.97	-4455.84	-15355.03	-12743.43
367	198	SX212	SLU_ENV_NL	Min	-113891.94	-37683.41	-3571.82	-12960.73	-12743.43
368	787	DX365	SLU_ENV_NL	Max	385.84	394.62	3364.39	-5.31	47.26
368	787	DX352	SLU_ENV_NL	Max	676.73	-275.24	457.80	434.26	47.26
368	787	DX353	SLU_ENV_NL	Max	8205.41	2308.07	295.77	434.26	0.42
368	787	DX366	SLU_ENV_NL	Max	5712.90	1611.46	3202.36	-5.31	0.42
368	787	DX365	SLU_ENV_NL	Min	127.07	-614.81	-342.53	-209.54	3.12
368	787	DX352	SLU_ENV_NL	Min	-676.00	-529.36	-984.02	12.69	3.12
368	787	DX353	SLU_ENV_NL	Min	-444.93	-80.19	-886.26	12.69	-49.35
368	787	DX366	SLU_ENV_NL	Min	585.60	578.97	-244.76	-209.54	-49.35
369	199	SX214	SLU_ENV_NL	Max	76888.62	26092.55	-464.22	-3184.26	3495.82
369	199	SX201	SLU_ENV_NL	Max	73354.52	21667.25	749.64	4292.85	3495.82
369	199	SX202	SLU_ENV_NL	Max	41183.86	13381.48	590.70	4292.85	-2181.06
369	199	SX215	SLU_ENV_NL	Max	35025.19	9459.84	103.54	-3184.26	-2181.06
369	199	SX214	SLU_ENV_NL	Min	-12267.46	-5179.26	-499.67	-3877.98	2202.23
369	199	SX201	SLU_ENV_NL	Min	-18437.06	-3394.14	-187.23	1924.40	2202.23
369	199	SX202	SLU_ENV_NL	Min	-86156.07	-27116.87	380.54	1924.40	-3514.83
369	199	SX215	SLU_ENV_NL	Min	-88267.23	-25185.18	-658.61	-3877.98	-3514.83
370	200	SX215	SLU_ENV_NL	Max	35024.78	9459.72	577.08	3878.04	-2297.05
370	200	SX202	SLU_ENV_NL	Max	41183.63	13381.41	-380.53	-2073.44	-2297.05
370	200	SX203	SLU_ENV_NL	Max	71160.20	21016.25	187.18	-2073.44	3495.84
370	200	SX216	SLU_ENV_NL	Max	75140.86	25583.60	567.39	3878.04	3495.84
370	200	SX215	SLU_ENV_NL	Min	-86743.94	-24710.12	-103.51	3306.45	-3514.85
370	200	SX202	SLU_ENV_NL	Min	-84697.76	-26697.44	-681.21	-4292.91	-3514.85
370	200	SX203	SLU_ENV_NL	Min	-18436.06	-3393.83	-690.91	-4292.91	2318.89
370	200	SX216	SLU_ENV_NL	Min	-12266.44	-5178.91	464.20	3306.45	2318.89
371	788	DX366	SLU_ENV_NL	Max	-537.80	241.60	2224.43	27.27	201.42
371	788	DX353	SLU_ENV_NL	Max	25617.92	7565.23	1334.17	3080.65	201.42
371	788	DX354	SLU_ENV_NL	Max	123615.24	37111.42	-176.87	3080.65	-5.90
371	788	DX367	SLU_ENV_NL	Max	81737.35	24519.39	-1206.34	27.27	-5.90
371	788	DX366	SLU_ENV_NL	Min	-1681.64	-640.30	-1072.13	-30.36	5.94
371	788	DX353	SLU_ENV_NL	Min	95.13	82.18	-42.66	48.52	5.94
371	788	DX354	SLU_ENV_NL	Min	1152.01	190.66	-2299.10	48.52	-256.88
371	788	DX367	SLU_ENV_NL	Min	-535.03	48.83	-1408.85	-30.36	-256.88
372	201	SX218	SLU_ENV_NL	Max	212124.94	62363.89	3571.89	12960.77	12441.07
372	201	SX205	SLU_ENV_NL	Max	246331.48	76633.83	4455.85	15179.42	12441.07
372	201	SX206	SLU_ENV_NL	Max	65987.23	16387.12	-1238.15	15179.42	12680.68
372	201	SX219	SLU_ENV_NL	Max	55476.04	20083.48	4006.38	12960.77	12680.68
372	201	SX218	SLU_ENV_NL	Min	-112904.15	-37356.05	-516.12	-13719.82	-12743.46
372	201	SX205	SLU_ENV_NL	Min	-142216.48	-50718.23	-5760.66	-16635.58	-12743.46
372	201	SX206	SLU_ENV_NL	Min	-248305.11	-71234.99	-2684.97	-16635.58	-12384.24
372	201	SX219	SLU_ENV_NL	Min	-241361.57	-75812.30	-3568.93	-13719.82	-12384.24
373	789	DX352	SLU_ENV_NL	Max	523.10	73.13	407.03	259.71	8.68
373	789	DX339	SLU_ENV_NL	Max	991.33	596.34	-148.88	65.21	8.68
373	789	DX340	SLU_ENV_NL	Max	8743.92	3327.30	-289.10	65.21	16.23
373	789	DX353	SLU_ENV_NL	Max	8408.83	2370.39	394.89	259.71	16.23
373	789	DX352	SLU_ENV_NL	Min	-635.24	-425.70	-871.30	-40.98	-21.50
373	789	DX339	SLU_ENV_NL	Min	76.75	-317.78	-1749.01	8.27	-21.50
373	789	DX340	SLU_ENV_NL	Min	1206.70	-123.60	-1761.15	8.27	-7.25
373	789	DX353	SLU_ENV_NL	Min	-350.86	20.84	-1011.52	-40.98	-7.25
374	202	SX414	SLU_ENV_NL	Max	34690.56	9297.85	565.94	575.28	29.13
374	202	SX401	SLU_ENV_NL	Max	34988.74	9399.94	515.36	-408.74	29.13
374	202	SX402	SLU_ENV_NL	Max	26289.64	7973.75	32.71	-408.74	470.60
374	202	SX415	SLU_ENV_NL	Max	26342.02	7891.52	338.10	575.28	470.60
374	202	SX414	SLU_ENV_NL	Min	16948.70	5875.16	-196.72	-477.22	-472.44
374	202	SX401	SLU_ENV_NL	Min	18668.90	6483.12	-423.05	-522.52	-472.44
374	202	SX402	SLU_ENV_NL	Min	-107796.61	-32295.88	-650.90	-522.52	-29.69
374	202	SX415	SLU_ENV_NL	Min	-108251.35	-32404.82	-679.36	-477.22	-29.69
375	203	SX196	SLU_ENV_NL	Max	1404.98	2850.85	1814.75	-211.57	11.85
375	203	SX183	SLU_ENV_NL	Max	751.26	1219.27	2400.74	-203.20	11.85



375	203	SX184	SLU_ENV_NL	Max	-9373.92	-2751.43	2591.46	-203.20	8.67
375	203	SX197	SLU_ENV_NL	Max	-9516.12	-2121.80	2005.47	-211.57	8.67
375	203	SX196	SLU_ENV_NL	Min	55.40	-1133.23	-7209.79	-223.18	-14.09
375	203	SX183	SLU_ENV_NL	Min	-455.08	-337.18	1043.83	-294.55	-14.09
375	203	SX184	SLU_ENV_NL	Min	-13319.78	-5089.21	962.20	-294.55	-0.88
375	203	SX197	SLU_ENV_NL	Min	-12062.30	-4890.75	-7291.42	-223.18	-0.88
376	204	SX197	SLU_ENV_NL	Max	-13340.38	-5269.65	2253.20	-602.66	314.55
376	204	SX184	SLU_ENV_NL	Max	-13852.82	-2915.87	2363.94	-874.79	314.55
376	204	SX185	SLU_ENV_NL	Max	-46616.31	-12760.08	2518.68	-874.79	11.58
376	204	SX198	SLU_ENV_NL	Max	-45636.67	-14960.27	2407.95	-602.66	11.58
376	204	SX197	SLU_ENV_NL	Min	-21967.43	-5911.06	-1162.56	-8522.61	-26.76
376	204	SX184	SLU_ENV_NL	Min	-21808.89	-8765.84	-5183.66	-4083.19	-26.76
376	204	SX185	SLU_ENV_NL	Min	-291813.98	-88895.40	-6036.27	-4083.19	-310.83
376	204	SX198	SLU_ENV_NL	Min	-307060.35	-90635.94	-2015.17	-8522.61	-310.83
377	205	SX198	SLU_ENV_NL	Max	82679.10	28622.44	2713.02	17195.11	14369.47
377	205	SX185	SLU_ENV_NL	Max	89177.49	23065.49	4044.67	18843.41	14369.47
377	205	SX186	SLU_ENV_NL	Max	292444.31	86701.59	2542.68	18843.41	15660.61
377	205	SX199	SLU_ENV_NL	Max	253438.49	73628.60	9562.52	17195.11	15660.61
377	205	SX198	SLU_ENV_NL	Min	-259318.54	-81250.97	-1453.97	-14676.82	-15588.18
377	205	SX185	SLU_ENV_NL	Min	-269802.00	-77529.65	-8473.81	-19181.72	-15588.18
377	205	SX186	SLU_ENV_NL	Min	-193529.73	-51191.67	-3715.37	-19181.72	-14425.41
377	205	SX199	SLU_ENV_NL	Min	-147169.30	-35007.95	-5047.01	-14676.82	-14425.41
378	790	DX353	SLU_ENV_NL	Max	25006.40	7368.45	-151.49	2567.30	27.34
378	790	DX340	SLU_ENV_NL	Max	2913.14	1559.28	126.19	675.80	27.34
378	790	DX341	SLU_ENV_NL	Max	93172.74	28271.57	2937.11	675.80	160.98
378	790	DX354	SLU_ENV_NL	Max	124053.47	36730.54	1276.27	2567.30	160.98
378	790	DX353	SLU_ENV_NL	Min	-93.24	93.42	-1534.65	-128.95	-122.93
378	790	DX340	SLU_ENV_NL	Min	-1719.03	-996.60	-1163.31	202.66	-122.93
378	790	DX341	SLU_ENV_NL	Min	973.83	14.29	-1070.01	202.66	-22.43
378	790	DX354	SLU_ENV_NL	Min	1516.55	766.67	-58.19	-128.95	-22.43
379	206	SX201	SLU_ENV_NL	Max	72247.42	21786.72	916.51	-2875.48	6560.20
379	206	SX188	SLU_ENV_NL	Max	69917.22	18819.99	243.62	7948.15	6560.20
379	206	SX189	SLU_ENV_NL	Max	53680.41	16537.71	484.05	7948.15	-1948.50
379	206	SX202	SLU_ENV_NL	Max	44012.34	12925.99	326.36	-2875.48	-1948.50
379	206	SX201	SLU_ENV_NL	Min	-22503.52	-7065.29	-581.14	-7351.11	1961.34
379	206	SX188	SLU_ENV_NL	Min	-33661.94	-8721.00	-201.07	1681.39	1961.34
379	206	SX189	SLU_ENV_NL	Min	-81294.17	-25487.86	-346.53	1681.39	-6566.71
379	206	SX202	SLU_ENV_NL	Min	-84258.13	-24600.23	103.98	-7351.11	-6566.71
380	207	SX202	SLU_ENV_NL	Max	44012.20	12925.96	-103.97	7351.25	-2103.09
380	207	SX189	SLU_ENV_NL	Max	53680.55	16537.74	264.15	-1877.81	-2103.09
380	207	SX190	SLU_ENV_NL	Max	67177.98	18011.69	200.97	-1877.81	6560.24
380	207	SX203	SLU_ENV_NL	Max	69968.95	21121.82	581.09	7351.25	6560.24
380	207	SX202	SLU_ENV_NL	Min	-82698.08	-24108.26	-395.77	3040.13	-6566.76
380	207	SX189	SLU_ENV_NL	Min	-79680.62	-25027.75	-484.09	-7948.29	-6566.76
380	207	SX190	SLU_ENV_NL	Min	-33661.15	-8720.73	-208.94	-7948.29	2116.51
380	207	SX203	SLU_ENV_NL	Min	-22502.60	-7064.95	-868.86	3040.13	2116.51
381	791	DX339	SLU_ENV_NL	Max	1108.42	806.63	-223.21	194.46	23.20
381	791	DX326	SLU_ENV_NL	Max	-751.33	631.82	1945.58	172.43	23.20
381	791	DX327	SLU_ENV_NL	Max	4195.98	1482.18	2298.55	172.43	13.30
381	791	DX340	SLU_ENV_NL	Max	8059.94	1678.99	-211.64	194.46	13.30
381	791	DX339	SLU_ENV_NL	Min	235.38	355.02	-1902.65	-99.29	-13.51
381	791	DX326	SLU_ENV_NL	Min	-1120.52	-421.01	-131.81	15.76	-13.51
381	791	DX327	SLU_ENV_NL	Min	1953.49	374.16	-120.24	15.76	-17.58
381	791	DX340	SLU_ENV_NL	Min	1798.90	1254.73	-1549.68	-99.29	-17.58
382	208	SX205	SLU_ENV_NL	Max	253439.27	73628.86	5046.98	14676.87	15500.37
382	208	SX192	SLU_ENV_NL	Max	292445.17	86701.87	3715.38	18967.69	15500.37
382	208	SX193	SLU_ENV_NL	Max	83834.00	21447.15	8375.65	18967.69	14369.52
382	208	SX206	SLU_ENV_NL	Max	77396.80	27048.43	1380.69	14676.87	14369.52
382	208	SX205	SLU_ENV_NL	Min	-145575.95	-34545.85	-9519.68	-17036.28	-14425.46
382	208	SX192	SLU_ENV_NL	Min	-191508.66	-50635.14	-2524.72	-18843.47	-14425.46
382	208	SX193	SLU_ENV_NL	Min	-269802.80	-77529.90	-4044.65	-18843.47	-15428.11
382	208	SX206	SLU_ENV_NL	Min	-259319.25	-81251.21	-2713.05	-17036.28	-15428.11
384	209	SX26	SLU_ENV_NL	Max	-2095.12	3692.31	27.52	1535.13	-41.64
384	209	SX39	SLU_ENV_NL	Max	1426.07	4199.31	7588.12	360.49	-41.64
384	209	SX38	SLU_ENV_NL	Max	-23216.89	-5001.52	7091.52	360.49	113.36
384	209	SX25	SLU_ENV_NL	Max	-28787.88	-6121.89	-648.44	1535.13	113.36
384	209	SX26	SLU_ENV_NL	Min	-4810.33	-1014.90	-1721.56	958.85	-97.43
384	209	SX39	SLU_ENV_NL	Min	-642.47	289.92	584.69	130.58	-97.43
384	209	SX38	SLU_ENV_NL	Min	-30763.65	-8842.40	-91.28	130.58	48.15
384	209	SX25	SLU_ENV_NL	Min	-39501.53	-11519.98	-2218.16	958.85	48.15
385	210	SX183	SLU_ENV_NL	Max	1528.21	2699.73	2562.82	-314.53	39.80
385	210	SX170	SLU_ENV_NL	Max	745.04	1256.73	891.76	-46.93	39.80
385	210	SX171	SLU_ENV_NL	Max	-10933.55	-1892.17	688.37	-46.93	-2.83
385	210	SX184	SLU_ENV_NL	Max	-7569.41	478.74	2359.43	-314.53	-2.83
385	210	SX183	SLU_ENV_NL	Min	-1774.93	-2828.88	867.61	-394.31	9.79
385	210	SX170	SLU_ENV_NL	Min	-2355.69	-2907.01	-1611.11	-95.17	9.79
385	210	SX171	SLU_ENV_NL	Min	-11099.78	-5005.29	-1360.51	-95.17	-37.86
385	210	SX184	SLU_ENV_NL	Min	-14257.10	-6227.16	1118.22	-394.31	-37.86
386	211	SX184	SLU_ENV_NL	Max	-15211.26	-6297.01	2531.80	-1090.08	667.31
386	211	SX171	SLU_ENV_NL	Max	26729.28	6455.28	2349.17	57.74	667.31
386	211	SX172	SLU_ENV_NL	Max	-42060.73	-10815.51	170.14	57.74	-69.19



Autorità Portuale di Taranto
Interventi per il dragaggio di 2,3 M m³ di sedimenti in area Molo Polisettoriale e per la realizzazione di un primo lotto della cassa di colmata funzionale all'ampliamento del V Sporgente del Porto di Taranto

Allegati alla relazione di calcolo strutturale allineamento "BC"

Data 05/2016
Rev. B
c.d.c.: C296A
514B



386	211	SX185	SLU_ENV_NL	Max	-47244.39	-15770.18	2204.50	-1090.08	-69.19
386	211	SX184	SLU_ENV_NL	Min	-29782.37	-6527.47	-2315.24	-10364.43	37.78
386	211	SX171	SLU_ENV_NL	Min	-11529.17	-2056.79	497.44	-330.71	37.78
386	211	SX172	SLU_ENV_NL	Min	-175750.22	-55114.98	-5772.23	-330.71	-800.86
386	211	SX185	SLU_ENV_NL	Min	-281159.40	-82427.23	-10436.65	-10364.43	-800.86
387	212	SX185	SLU_ENV_NL	Max	104154.55	36520.72	2514.15	24162.62	18512.74
387	212	SX172	SLU_ENV_NL	Max	105023.30	25763.31	1750.38	23979.15	18512.74
387	212	SX173	SLU_ENV_NL	Max	343898.89	106488.56	11041.70	23979.15	21975.20
387	212	SX186	SLU_ENV_NL	Max	302843.29	88969.78	6379.80	24162.62	21975.20
387	212	SX185	SLU_ENV_NL	Min	-283091.67	-89433.47	-11425.72	-19203.76	-21841.72
387	212	SX172	SLU_ENV_NL	Min	-302245.23	-85961.75	-6763.82	-26844.82	-21841.72
387	212	SX173	SLU_ENV_NL	Min	-274809.63	-92389.93	-3407.33	-26844.82	-18582.67
387	212	SX186	SLU_ENV_NL	Min	-208036.58	-63079.54	-2643.56	-19203.76	-18582.67
388	792	DX340	SLU_ENV_NL	Max	4133.97	514.35	1195.79	2094.71	58.24
388	792	DX327	SLU_ENV_NL	Max	3485.41	843.14	412.12	757.51	58.24
388	792	DX328	SLU_ENV_NL	Max	78208.13	23980.58	520.36	757.51	105.16
388	792	DX341	SLU_ENV_NL	Max	91235.47	26928.38	2192.13	2094.71	105.16
388	792	DX340	SLU_ENV_NL	Min	-1937.68	124.36	-709.41	-306.13	-95.55
388	792	DX327	SLU_ENV_NL	Min	-1180.53	-143.93	-475.97	521.98	-95.55
388	792	DX328	SLU_ENV_NL	Min	12308.99	3258.44	-454.58	521.98	-66.05
388	792	DX341	SLU_ENV_NL	Min	1838.47	1046.62	-1576.12	-306.13	-66.05
389	213	SX188	SLU_ENV_NL	Max	70187.53	24689.71	231.03	-4975.10	8255.22
389	213	SX175	SLU_ENV_NL	Max	66191.15	16480.29	344.58	10061.86	8255.22
389	213	SX176	SLU_ENV_NL	Max	69071.25	20863.88	68.61	10061.86	-3766.40
389	213	SX189	SLU_ENV_NL	Max	58310.99	17349.74	1035.24	-4975.10	-3766.40
389	213	SX188	SLU_ENV_NL	Min	-39894.17	-14871.86	-1541.86	-9188.02	3800.87
389	213	SX175	SLU_ENV_NL	Min	-57912.03	-16540.71	-2508.50	3844.46	3800.87
389	213	SX176	SLU_ENV_NL	Min	-76192.65	-24258.75	-217.86	3844.46	-8261.37
389	213	SX189	SLU_ENV_NL	Min	-78793.65	-22121.49	-331.42	-9188.02	-8261.37
390	214	SX189	SLU_ENV_NL	Max	58311.29	17349.84	181.72	9188.20	-3968.73
390	214	SX176	SLU_ENV_NL	Max	69071.31	20863.89	98.76	-4100.19	-3968.73
390	214	SX177	SLU_ENV_NL	Max	62546.86	15344.29	2508.67	-4100.19	8255.28
390	214	SX190	SLU_ENV_NL	Max	67321.07	23808.04	1541.96	9188.20	8255.28
390	214	SX189	SLU_ENV_NL	Min	-77046.14	-21565.56	-1035.46	5192.47	-8261.43
390	214	SX176	SLU_ENV_NL	Min	-74565.06	-23802.15	-68.75	-10062.05	-8261.43
390	214	SX177	SLU_ENV_NL	Min	-57912.34	-16540.87	-202.44	-10062.05	4004.37
390	214	SX190	SLU_ENV_NL	Min	-39893.56	-14871.76	-119.47	5192.47	4004.37
391	793	DX326	SLU_ENV_NL	Max	-854.47	209.98	2199.19	142.91	27.61
391	793	DX313	SLU_ENV_NL	Max	578.95	764.21	356.32	247.95	27.61
391	793	DX314	SLU_ENV_NL	Max	5781.31	2625.87	199.23	247.95	3.18
391	793	DX327	SLU_ENV_NL	Max	3849.43	1224.55	2042.10	142.91	3.18
391	793	DX326	SLU_ENV_NL	Min	-1500.59	-1136.52	14.76	-98.90	-13.04
391	793	DX313	SLU_ENV_NL	Min	438.95	-681.54	-18.68	34.81	-13.04
391	793	DX314	SLU_ENV_NL	Min	5600.16	923.10	-303.23	34.81	-24.43
391	793	DX327	SLU_ENV_NL	Min	2501.04	828.47	-269.79	-98.90	-24.43
392	215	SX192	SLU_ENV_NL	Max	302844.15	88969.96	2643.56	19203.85	21774.53
392	215	SX179	SLU_ENV_NL	Max	343899.82	106488.87	3407.28	26580.69	21774.53
392	215	SX180	SLU_ENV_NL	Max	99429.64	24089.49	6710.17	26580.69	18512.83
392	215	SX193	SLU_ENV_NL	Max	98698.60	34873.98	11337.06	19203.85	18512.83
392	215	SX192	SLU_ENV_NL	Min	-205872.56	-62392.97	-6363.44	-23959.98	-18582.76
392	215	SX179	SLU_ENV_NL	Min	-272156.64	-91564.99	-10990.33	-23979.26	-18582.76
392	215	SX180	SLU_ENV_NL	Min	-302246.21	-85961.98	-1750.38	-23979.26	-21641.42
392	215	SX193	SLU_ENV_NL	Min	-283092.50	-89433.73	-2514.11	-23959.98	-21641.42
393	216	SX25	SLU_ENV_NL	Max	-15741.39	-4324.02	189.44	2849.09	437.89
393	216	SX38	SLU_ENV_NL	Max	-22358.23	-6279.08	6337.30	8017.06	437.89
393	216	SX37	SLU_ENV_NL	Max	-102531.26	-30248.59	5529.31	8017.06	135.45
393	216	SX24	SLU_ENV_NL	Max	-112721.43	-32834.68	1995.57	2849.09	135.45
393	216	SX25	SLU_ENV_NL	Min	-32475.71	-7264.29	-1458.52	1902.49	-121.17
393	216	SX38	SLU_ENV_NL	Min	-27595.56	-6388.69	-1044.15	1139.12	-121.17
393	216	SX37	SLU_ENV_NL	Min	-225942.00	-67141.49	761.98	1139.12	-479.76
393	216	SX24	SLU_ENV_NL	Min	-198127.55	-58739.34	-2266.51	1902.49	-479.76
394	217	SX39	SLU_ENV_NL	Max	-1645.18	-704.43	7581.68	1803.78	-142.75
394	217	SX52	SLU_ENV_NL	Max	6318.15	2025.25	7775.22	-485.73	-142.75
394	217	SX51	SLU_ENV_NL	Max	-9570.56	-2603.90	7186.76	-485.73	214.13
394	217	SX38	SLU_ENV_NL	Max	-22193.71	-6924.68	6993.22	1803.78	214.13
394	217	SX39	SLU_ENV_NL	Min	-3889.95	-1979.33	910.00	1434.78	-171.87
394	217	SX52	SLU_ENV_NL	Min	1470.57	-1013.60	243.19	-768.27	-171.87
394	217	SX51	SLU_ENV_NL	Min	-14908.71	-5933.69	-1243.81	-768.27	145.47
394	217	SX38	SLU_ENV_NL	Min	-28293.04	-9162.72	-577.00	1434.78	145.47
395	218	SX170	SLU_ENV_NL	Max	-215.95	-617.54	975.15	-340.16	20.71
395	218	SX157	SLU_ENV_NL	Max	3095.38	1828.22	-1195.28	-95.97	20.71
395	218	SX158	SLU_ENV_NL	Max	-5067.03	-686.34	-1868.21	-95.97	-18.73
395	218	SX171	SLU_ENV_NL	Max	-12205.64	-3715.19	873.18	-340.16	-18.73
395	218	SX170	SLU_ENV_NL	Min	-2428.27	-737.43	-1477.76	-428.30	8.26
395	218	SX157	SLU_ENV_NL	Min	146.59	-983.93	-1869.92	-180.70	8.26
395	218	SX158	SLU_ENV_NL	Min	-11982.97	-4029.10	-1971.89	-180.70	-30.64
395	218	SX171	SLU_ENV_NL	Min	-13136.72	-3899.83	-2150.68	-428.30	-30.64
396	219	SX171	SLU_ENV_NL	Max	21612.28	6415.12	797.77	-1195.31	35.69
396	219	SX158	SLU_ENV_NL	Max	-4587.83	-527.51	-647.68	-550.85	35.69
396	219	SX159	SLU_ENV_NL	Max	-38300.77	-11421.40	2125.86	-550.85	26.80
396	219	SX172	SLU_ENV_NL	Max	-49495.55	-14308.44	-166.81	-1195.31	26.80



Autorità Portuale di Taranto
Interventi per il dragaggio di 2,3 M³ di sedimenti in area Molo Polisettoriale e per la realizzazione di un primo lotto della cassa di colmata funzionale all'ampliamento del V Sporgente del Porto di Taranto

Allegati alla relazione di calcolo strutturale allineamento "BC"

Data 05/2016
Rev. B
c.d.c.: C296A
514B



396	219	SX171	SLU_ENV_NL	Min	-15892.05	-4737.39	-3459.16	-6077.51	32.34
396	219	SX158	SLU_ENV_NL	Min	-7827.18	-2771.41	-1874.13	-6038.22	32.34
396	219	SX159	SLU_ENV_NL	Min	-228500.90	-68101.64	-2838.71	-6038.22	-55.10
396	219	SX172	SLU_ENV_NL	Min	-199072.89	-60258.36	-685.62	-6077.51	-55.10
397	220	SX172	SLU_ENV_NL	Max	133603.42	38100.41	644.30	14152.40	6485.25
397	220	SX159	SLU_ENV_NL	Max	134240.93	42165.04	1452.69	5436.97	6485.25
397	220	SX160	SLU_ENV_NL	Max	398204.05	119864.30	1773.98	5436.97	9093.42
397	220	SX173	SLU_ENV_NL	Max	417980.36	134239.82	5910.45	14152.40	9093.42
397	220	SX172	SLU_ENV_NL	Min	-367443.88	-107767.34	-441.81	-9738.34	-9016.35
397	220	SX159	SLU_ENV_NL	Min	-369385.56	-112672.44	-3492.17	-6929.25	-9016.35
397	220	SX160	SLU_ENV_NL	Min	-323031.55	-94361.71	-738.42	-6929.25	-6550.79
397	220	SX173	SLU_ENV_NL	Min	-333938.82	-106691.70	-2632.92	-9738.34	-6550.79
398	794	DX327	SLU_ENV_NL	Max	2738.35	1281.97	220.43	1648.06	78.32
398	794	DX314	SLU_ENV_NL	Max	4240.70	1831.24	2033.97	947.97	78.32
398	794	DX315	SLU_ENV_NL	Max	77457.89	23780.88	1867.79	947.97	47.63
398	794	DX328	SLU_ENV_NL	Max	76756.51	22335.66	44.30	1648.06	47.63
398	794	DX327	SLU_ENV_NL	Min	-301.69	-408.28	210.48	-295.54	-57.45
398	794	DX314	SLU_ENV_NL	Min	2980.01	474.70	-803.26	742.79	-57.45
398	794	DX315	SLU_ENV_NL	Min	19455.32	5243.46	-1231.35	742.79	-77.53
398	794	DX328	SLU_ENV_NL	Min	13630.76	4735.29	-207.65	-295.54	-77.53
399	221	SX175	SLU_ENV_NL	Max	77278.81	26270.08	-153.05	2959.36	8821.37
399	221	SX162	SLU_ENV_NL	Max	61104.78	15592.86	-1322.93	9540.51	8821.37
399	221	SX163	SLU_ENV_NL	Max	84306.39	28712.41	161.03	9540.51	1875.20
399	221	SX176	SLU_ENV_NL	Max	84139.12	21377.31	707.13	2959.36	1875.20
399	221	SX175	SLU_ENV_NL	Min	-74443.54	-28507.76	-1770.49	-10953.89	-1945.12
399	221	SX162	SLU_ENV_NL	Min	-71976.92	-18350.78	-1914.67	-1493.17	-1945.12
399	221	SX163	SLU_ENV_NL	Min	-79814.78	-26336.93	-462.75	-1493.17	-8763.02
399	221	SX176	SLU_ENV_NL	Min	-85324.75	-22418.03	305.21	-10953.89	-8763.02
400	222	SX176	SLU_ENV_NL	Max	84139.28	21377.36	-299.61	10768.66	1875.20
400	222	SX163	SLU_ENV_NL	Max	84306.38	28712.41	462.72	1493.19	1875.20
400	222	SX164	SLU_ENV_NL	Max	56970.29	14371.14	1884.74	1493.19	8686.87
400	222	SX177	SLU_ENV_NL	Max	72856.55	24833.36	1697.41	10768.66	8686.87
400	222	SX176	SLU_ENV_NL	Min	-83338.90	-21851.18	-707.18	-2959.41	-8629.65
400	222	SX163	SLU_ENV_NL	Min	-77793.40	-25701.62	-112.28	-9413.77	-8629.65
400	222	SX164	SLU_ENV_NL	Min	-71977.49	-18350.97	1322.99	-9413.77	-1945.13
400	222	SX177	SLU_ENV_NL	Min	-74443.96	-28507.88	153.09	-2959.41	-1945.13
401	795	DX313	SLU_ENV_NL	Max	656.69	1139.31	235.86	90.28	30.90
401	795	DX300	SLU_ENV_NL	Max	-52.92	699.46	1937.74	291.00	30.90
401	795	DX301	SLU_ENV_NL	Max	6762.66	1594.00	2046.05	291.00	-0.83
401	795	DX314	SLU_ENV_NL	Max	6729.32	2988.06	344.18	90.28	-0.83
401	795	DX313	SLU_ENV_NL	Min	243.14	-564.10	-157.62	-56.28	-5.47
401	795	DX300	SLU_ENV_NL	Min	-862.27	-910.44	-318.60	59.37	-5.47
401	795	DX301	SLU_ENV_NL	Min	4025.06	1407.88	-295.63	59.37	-21.22
401	795	DX314	SLU_ENV_NL	Min	4897.89	493.91	-134.65	-56.28	-21.22
402	223	SX179	SLU_ENV_NL	Max	417981.49	134240.22	2569.58	9665.70	9093.49
402	223	SX166	SLU_ENV_NL	Max	398205.23	119864.70	743.87	6929.31	9093.49
402	223	SX167	SLU_ENV_NL	Max	127362.66	40055.88	3492.15	6929.31	6463.60
402	223	SX180	SLU_ENV_NL	Max	126841.91	36127.16	428.65	9665.70	6463.60
402	223	SX179	SLU_ENV_NL	Min	-330652.67	-105558.93	-5910.46	-14152.49	-6527.89
402	223	SX166	SLU_ENV_NL	Min	-319874.31	-93406.05	-1773.91	-5457.74	-6527.89
402	223	SX167	SLU_ENV_NL	Min	-369386.56	-112672.78	-1397.06	-5457.74	-9016.41
402	223	SX180	SLU_ENV_NL	Min	-367445.10	-107767.73	-644.40	-14152.49	-9016.41
403	224	SX38	SLU_ENV_NL	Max	-9684.87	-3440.65	7785.22	4231.14	873.11
403	224	SX51	SLU_ENV_NL	Max	-3096.93	-2277.53	6457.55	12478.84	873.11
403	224	SX50	SLU_ENV_NL	Max	-49983.43	-16047.84	3785.17	12478.84	464.12
403	224	SX37	SLU_ENV_NL	Max	-97567.69	-29386.38	3653.34	4231.14	464.12
403	224	SX38	SLU_ENV_NL	Min	-33550.00	-10444.20	-2205.19	337.88	-378.10
403	224	SX51	SLU_ENV_NL	Min	-23828.14	-7020.80	215.00	-1380.87	-378.10
403	224	SX50	SLU_ENV_NL	Min	-292804.78	-88105.04	2325.67	-1380.87	-948.94
403	224	SX37	SLU_ENV_NL	Min	-239406.82	-72727.71	1364.98	337.88	-948.94
404	225	SX52	SLU_ENV_NL	Max	4084.53	1508.42	7735.45	665.89	-50.19
404	225	SX65	SLU_ENV_NL	Max	3205.63	567.83	553.87	-52.46	-50.19
404	225	SX64	SLU_ENV_NL	Max	-6224.09	-2419.37	728.77	-52.46	60.08
404	225	SX51	SLU_ENV_NL	Max	-7351.74	-2136.42	7184.02	665.89	60.08
404	225	SX52	SLU_ENV_NL	Min	-361.70	-1388.34	-567.46	583.77	-56.75
404	225	SX65	SLU_ENV_NL	Min	1286.31	-1371.32	20.10	-112.58	-56.75
404	225	SX64	SLU_ENV_NL	Min	-7950.76	-2691.88	-531.33	-112.58	45.29
404	225	SX51	SLU_ENV_NL	Min	-12461.05	-3507.67	-392.55	583.77	45.29
405	226	SX157	SLU_ENV_NL	Max	2547.32	511.61	-1768.07	-195.37	4.24
405	226	SX144	SLU_ENV_NL	Max	1118.13	1484.49	-195.80	-200.96	4.24
405	226	SX145	SLU_ENV_NL	Max	-9896.44	-2057.02	287.07	-200.96	5.13
405	226	SX158	SLU_ENV_NL	Max	-5365.22	-2190.55	-1285.21	-195.37	5.13
405	226	SX157	SLU_ENV_NL	Min	189.07	-324.93	-1904.76	-279.36	-8.61
405	226	SX144	SLU_ENV_NL	Min	-1506.79	-594.29	-1558.32	-293.51	-8.61
405	226	SX145	SLU_ENV_NL	Min	-10441.68	-3428.00	-1630.73	-293.51	-6.35
405	226	SX158	SLU_ENV_NL	Min	-11815.26	-3987.46	-1977.17	-279.36	-6.35
406	227	SX158	SLU_ENV_NL	Max	-2799.51	-1374.01	41.86	-795.68	-6.84
406	227	SX145	SLU_ENV_NL	Max	-4427.99	-1834.28	-1004.95	-838.79	-6.84
406	227	SX146	SLU_ENV_NL	Max	-40172.00	-11218.48	-477.77	-838.79	222.14
406	227	SX159	SLU_ENV_NL	Max	-38094.64	-12117.53	569.03	-795.68	222.14
406	227	SX158	SLU_ENV_NL	Min	-8289.58	-2929.50	-2508.34	-4787.89	-209.28



Autorità Portuale di Taranto
Interventi per il dragaggio di 2,3 M m³ di sedimenti in area Molo Polisettoriale e per la realizzazione di un primo lotto della cassa di colmata funzionale all'ampliamento del V Sporgente del Porto di Taranto

Allegati alla relazione di calcolo strutturale allineamento "BC"

Data 05/2016
Rev. B
c.d.c.: C296A
514B



406	227	SX145	SLU_ENV_NL	Min	-9998.53	-1924.33	-1114.91	-7850.41	-209.28
406	227	SX146	SLU_ENV_NL	Min	-240034.14	-72272.28	-878.89	-7850.41	-0.77
406	227	SX159	SLU_ENV_NL	Min	-230967.50	-69516.06	-2272.32	-4787.89	-0.77
407	228	SX159	SLU_ENV_NL	Max	129671.72	37973.89	125.77	9322.14	3878.25
407	228	SX146	SLU_ENV_NL	Max	124742.94	37862.66	406.40	2452.32	3878.25
407	228	SX147	SLU_ENV_NL	Max	376803.56	112519.49	3280.14	2452.32	5025.17
407	228	SX160	SLU_ENV_NL	Max	391945.90	114361.09	1798.23	9322.14	5025.17
407	228	SX159	SLU_ENV_NL	Min	-363626.44	-108832.65	-2701.82	-6584.84	-5017.47
407	228	SX146	SLU_ENV_NL	Min	-362683.07	-108916.22	-1219.90	-2368.54	-5017.47
407	228	SX147	SLU_ENV_NL	Min	-313769.31	-94609.51	33.13	-2368.54	-3884.93
407	228	SX160	SLU_ENV_NL	Min	-320328.49	-96391.09	-247.50	-6584.84	-3884.93
408	796	DX314	SLU_ENV_NL	Max	3736.05	2078.17	2087.60	1105.92	75.20
408	796	DX301	SLU_ENV_NL	Max	8928.45	2069.53	286.34	1442.01	75.20
408	796	DX302	SLU_ENV_NL	Max	77591.70	24009.66	263.30	1442.01	-29.46
408	796	DX315	SLU_ENV_NL	Max	76853.72	22383.52	2064.56	1105.92	-29.46
408	796	DX314	SLU_ENV_NL	Min	2551.40	-213.99	-538.95	-167.18	20.98
408	796	DX301	SLU_ENV_NL	Min	3165.49	1340.08	150.99	867.93	20.98
408	796	DX302	SLU_ENV_NL	Min	32561.60	9003.49	-783.40	867.93	-80.17
408	796	DX315	SLU_ENV_NL	Min	21007.35	7131.26	-1473.34	-167.18	-80.17
409	229	SX162	SLU_ENV_NL	Max	56861.35	18613.96	-1074.47	2590.49	6676.96
409	229	SX149	SLU_ENV_NL	Max	44295.22	12886.78	-592.40	7203.17	6676.96
409	229	SX150	SLU_ENV_NL	Max	79440.39	26532.45	688.44	7203.17	1594.97
409	229	SX163	SLU_ENV_NL	Max	81036.71	21480.96	-64.04	2590.49	1594.97
409	229	SX162	SLU_ENV_NL	Min	-72550.91	-23931.60	-1587.77	-8326.26	-1639.86
409	229	SX149	SLU_ENV_NL	Min	-69947.69	-17755.02	-835.29	-1179.66	-1639.86
409	229	SX150	SLU_ENV_NL	Min	-67145.54	-22048.20	185.36	-1179.66	-6647.45
409	229	SX163	SLU_ENV_NL	Min	-72881.47	-20391.80	-296.71	-8326.26	-6647.45
410	230	SX163	SLU_ENV_NL	Max	81036.66	21480.94	296.80	8208.13	1594.98
410	230	SX150	SLU_ENV_NL	Max	79440.54	26532.49	-185.28	1179.69	1594.98
410	230	SX151	SLU_ENV_NL	Max	40458.25	11751.45	799.01	1179.69	6598.82
410	230	SX164	SLU_ENV_NL	Max	52799.29	17405.59	1561.12	8208.13	6598.82
410	230	SX163	SLU_ENV_NL	Min	-70949.83	-19827.50	101.96	-2590.53	-6569.72
410	230	SX150	SLU_ENV_NL	Min	-65212.24	-21453.01	-660.15	-7139.81	-6569.72
410	230	SX151	SLU_ENV_NL	Min	-69947.95	-17755.08	592.33	-7139.81	-1639.87
410	230	SX164	SLU_ENV_NL	Min	-72551.45	-23931.75	1074.41	-2590.53	-1639.87
411	797	DX300	SLU_ENV_NL	Max	-465.41	921.65	2007.80	113.09	24.16
411	797	DX287	SLU_ENV_NL	Max	1302.50	1178.03	720.20	295.80	24.16
411	797	DX288	SLU_ENV_NL	Max	11201.43	2475.65	703.36	295.80	1.87
411	797	DX301	SLU_ENV_NL	Max	7610.30	3235.64	1990.96	113.09	1.87
411	797	DX300	SLU_ENV_NL	Min	-611.96	-912.76	-115.31	14.72	-12.53
411	797	DX287	SLU_ENV_NL	Min	591.68	-478.01	666.55	17.12	-12.53
411	797	DX288	SLU_ENV_NL	Min	4078.79	2332.63	309.04	17.12	-18.02
411	797	DX301	SLU_ENV_NL	Min	3646.36	568.91	-472.82	14.72	-18.02
412	231	SX166	SLU_ENV_NL	Max	391947.02	114361.37	270.52	6543.98	5025.18
412	231	SX153	SLU_ENV_NL	Max	376804.26	112519.67	-51.35	2368.54	5025.18
412	231	SX154	SLU_ENV_NL	Max	117879.76	35770.87	1219.99	2368.54	3883.25
412	231	SX167	SLU_ENV_NL	Max	122823.59	35947.65	2701.97	6543.98	3883.25
412	231	SX166	SLU_ENV_NL	Min	-317190.92	-95483.44	-1798.31	-9322.16	-3889.48
412	231	SX153	SLU_ENV_NL	Min	-310662.45	-93748.29	-3280.29	-2504.28	-3889.48
412	231	SX154	SLU_ENV_NL	Min	-362684.38	-108916.57	-420.59	-2504.28	-5017.48
412	231	SX167	SLU_ENV_NL	Min	-363627.38	-108832.90	-98.72	-9322.16	-5017.48
413	232	SX51	SLU_ENV_NL	Max	-8146.21	-2257.50	5289.25	5998.75	238.36
413	232	SX64	SLU_ENV_NL	Max	5057.75	736.96	1384.48	9245.94	238.36
413	232	SX63	SLU_ENV_NL	Max	-22982.21	-6903.94	-423.78	9245.94	183.34
413	232	SX50	SLU_ENV_NL	Max	-43763.80	-12166.69	3470.64	5998.75	183.34
413	232	SX51	SLU_ENV_NL	Min	-12891.46	-3758.05	1080.75	1929.65	-150.31
413	232	SX64	SLU_ENV_NL	Min	-10740.37	-3296.53	-822.85	-293.62	-150.31
413	232	SX63	SLU_ENV_NL	Min	-313331.47	-93579.42	-434.13	-293.62	-248.96
413	232	SX50	SLU_ENV_NL	Min	-303470.94	-90466.07	1479.83	1929.65	-248.96
414	233	SX65	SLU_ENV_NL	Max	3069.00	138.38	571.08	211.76	35.95
414	233	SX78	SLU_ENV_NL	Max	-585.53	-546.95	-335.51	555.91	35.95
414	233	SX77	SLU_ENV_NL	Max	-9075.73	-2911.28	-190.34	555.91	-3.34
414	233	SX64	SLU_ENV_NL	Max	-6206.00	-2151.89	716.25	211.76	-3.34
414	233	SX65	SLU_ENV_NL	Min	755.92	-1387.74	-548.00	-27.63	-2.43
414	233	SX78	SLU_ENV_NL	Min	-1857.71	-3046.65	-6168.46	217.82	-2.43
414	233	SX77	SLU_ENV_NL	Min	-13138.19	-5329.49	-5551.79	217.82	-51.62
414	233	SX64	SLU_ENV_NL	Min	-7468.96	-3070.61	68.67	-27.63	-51.62
415	234	SX144	SLU_ENV_NL	Max	614.81	102.63	198.10	-173.64	-6.93
415	234	SX131	SLU_ENV_NL	Max	1657.88	798.40	-160.06	-223.31	-6.93
415	234	SX132	SLU_ENV_NL	Max	-6326.36	-1526.20	-512.07	-223.31	1.75
415	234	SX145	SLU_ENV_NL	Max	-9602.26	-2316.79	-153.92	-173.64	1.75
415	234	SX144	SLU_ENV_NL	Min	-1258.54	-356.49	-1676.93	-253.45	-9.22
415	234	SX131	SLU_ENV_NL	Min	-83.13	619.24	-886.62	-322.32	-9.22
415	234	SX132	SLU_ENV_NL	Min	-12070.79	-3135.43	-749.01	-322.32	0.98
415	234	SX145	SLU_ENV_NL	Min	-11081.22	-4025.54	-1539.32	-253.45	0.98
416	235	SX145	SLU_ENV_NL	Max	-488.88	440.12	-1111.43	-765.18	-12.57
416	235	SX132	SLU_ENV_NL	Max	-6467.61	-1591.47	952.44	-887.66	-12.57
416	235	SX133	SLU_ENV_NL	Max	-41418.88	-11926.44	1987.03	-887.66	140.26
416	235	SX146	SLU_ENV_NL	Max	-40795.33	-12910.83	-675.19	-765.18	140.26
416	235	SX145	SLU_ENV_NL	Min	-10456.03	-3834.76	-1709.77	-5846.67	-113.24
416	235	SX132	SLU_ENV_NL	Min	-11105.83	-2849.16	-1166.83	-7646.21	-113.24



Autorità Portuale di Taranto
Interventi per il dragaggio di 2,3 M m³ di sedimenti in area Molo Polisettoriale e per la realizzazione di un primo lotto della cassa di colmata funzionale all'ampliamento del V Sporgente del Porto di Taranto

Allegati alla relazione di calcolo strutturale allineamento "BC"

Data 05/2016
Rev. B
c.d.c.: C296A
514B



416	235	SX133	SLU_ENV_NL	Min	-258616.58	-77604.42	-1065.87	-7646.21	4.69
416	235	SX146	SLU_ENV_NL	Min	-243473.91	-72882.21	-1010.48	-5846.67	4.69
417	236	SX146	SLU_ENV_NL	Max	121502.36	35842.18	1070.51	8538.84	3929.69
417	236	SX133	SLU_ENV_NL	Max	119910.55	36722.22	553.66	2598.53	3929.69
417	236	SX134	SLU_ENV_NL	Max	362084.49	109941.48	1381.50	2598.53	4439.05
417	236	SX147	SLU_ENV_NL	Max	373689.29	112986.82	2693.56	8538.84	4439.05
417	236	SX146	SLU_ENV_NL	Min	-359002.71	-107496.57	-589.51	-6572.19	-4425.31
417	236	SX133	SLU_ENV_NL	Min	-358365.54	-107886.91	-1901.57	-1780.19	-4425.31
417	236	SX134	SLU_ENV_NL	Min	-302288.11	-89249.14	-1225.14	-1780.19	-3948.23
417	236	SX147	SLU_ENV_NL	Min	-310654.52	-93008.33	-708.29	-6572.19	-3948.23
418	798	DX301	SLU_ENV_NL	Max	8476.14	3484.59	303.91	1372.83	61.73
418	798	DX288	SLU_ENV_NL	Max	13256.33	2959.91	2417.94	1178.65	61.73
418	798	DX289	SLU_ENV_NL	Max	75864.82	23554.31	2624.84	1178.65	11.00
418	798	DX302	SLU_ENV_NL	Max	77114.33	22186.76	510.82	1372.83	11.00
418	798	DX301	SLU_ENV_NL	Min	2788.38	314.73	124.58	55.14	-18.14
418	798	DX288	SLU_ENV_NL	Min	1255.66	1625.50	-304.83	875.94	-18.14
418	798	DX289	SLU_ENV_NL	Min	41972.89	11659.90	-1036.44	875.94	-61.46
418	798	DX302	SLU_ENV_NL	Min	34108.47	11236.95	-607.03	55.14	-61.46
419	237	SX149	SLU_ENV_NL	Max	40061.41	12142.52	-399.53	2816.54	5272.72
419	237	SX136	SLU_ENV_NL	Max	30576.33	7270.13	-560.04	5689.63	5272.72
419	237	SX137	SLU_ENV_NL	Max	75452.66	25472.39	-100.21	5689.63	1812.24
419	237	SX150	SLU_ENV_NL	Max	76377.73	20106.62	630.17	2816.54	1812.24
419	237	SX149	SLU_ENV_NL	Min	-70792.60	-24354.43	-418.26	-6571.91	-1861.62
419	237	SX136	SLU_ENV_NL	Min	-67560.10	-17367.42	-1265.21	-1465.29	-1861.62
419	237	SX137	SLU_ENV_NL	Min	-57196.53	-18414.19	-216.78	-1465.29	-5247.80
419	237	SX150	SLU_ENV_NL	Min	-61635.95	-17051.31	60.30	-6571.91	-5247.80
420	238	SX150	SLU_ENV_NL	Max	76377.84	20106.66	-60.38	6460.98	1812.24
420	238	SX137	SLU_ENV_NL	Max	75452.46	25472.33	239.22	1465.31	1812.24
420	238	SX138	SLU_ENV_NL	Max	26955.17	6193.71	1246.10	1465.31	5199.52
420	238	SX151	SLU_ENV_NL	Max	36269.28	10987.57	399.62	6460.98	5199.52
420	238	SX150	SLU_ENV_NL	Min	-59768.26	-16505.76	-612.97	-2816.58	-5175.01
420	238	SX137	SLU_ENV_NL	Min	-55342.78	-17843.31	100.13	-5630.54	-5175.01
420	238	SX138	SLU_ENV_NL	Min	-67560.59	-17367.58	560.13	-5630.54	-1861.62
420	238	SX151	SLU_ENV_NL	Min	-70792.83	-24354.51	393.90	-2816.58	-1861.62
421	799	DX287	SLU_ENV_NL	Max	1976.47	2177.42	643.47	179.86	8.07
421	799	DX274	SLU_ENV_NL	Max	-301.95	814.25	1969.39	164.44	8.07
421	799	DX275	SLU_ENV_NL	Max	8383.34	1836.99	2123.26	164.44	10.38
421	799	DX288	SLU_ENV_NL	Max	12230.47	5353.91	797.34	179.86	10.38
421	799	DX287	SLU_ENV_NL	Min	43.61	-1038.61	373.14	120.19	-15.95
421	799	DX274	SLU_ENV_NL	Min	-1454.87	-1222.42	-179.39	-31.55	-15.95
421	799	DX275	SLU_ENV_NL	Min	1809.91	1190.38	121.03	-31.55	6.82
421	799	DX288	SLU_ENV_NL	Min	3104.51	-382.19	673.56	120.19	6.82
422	239	SX153	SLU_ENV_NL	Max	373690.00	112987.07	673.65	6523.42	4439.08
422	239	SX140	SLU_ENV_NL	Max	362085.45	109941.81	1230.83	1780.23	4439.08
422	239	SX141	SLU_ENV_NL	Max	112992.66	34614.21	1901.51	1780.23	3928.08
422	239	SX154	SLU_ENV_NL	Max	114659.77	33819.73	589.38	6523.42	3928.08
422	239	SX153	SLU_ENV_NL	Min	-307499.99	-91988.89	-2693.51	-8538.89	-3945.93
422	239	SX140	SLU_ENV_NL	Min	-299210.13	-88318.78	-1381.38	-2642.75	-3945.93
422	239	SX141	SLU_ENV_NL	Min	-358366.50	-107887.23	-515.09	-2642.75	-4425.35
422	239	SX154	SLU_ENV_NL	Min	-359004.03	-107497.00	-1072.26	-8538.89	-4425.35
423	240	SX64	SLU_ENV_NL	Max	4607.99	206.64	-585.08	8384.11	106.50
423	240	SX77	SLU_ENV_NL	Max	-863.53	-432.83	1318.02	7192.09	106.50
423	240	SX76	SLU_ENV_NL	Max	-47098.54	-14689.34	144.39	7192.09	101.69
423	240	SX63	SLU_ENV_NL	Max	-22766.26	-7152.99	1634.66	8384.11	101.69
423	240	SX64	SLU_ENV_NL	Min	-9243.93	-2699.17	-740.95	-101.90	-77.20
423	240	SX77	SLU_ENV_NL	Min	-13479.03	-5464.80	-4919.72	1669.46	-77.20
423	240	SX76	SLU_ENV_NL	Min	-301193.73	-90839.15	-2699.97	1669.46	-159.33
423	240	SX63	SLU_ENV_NL	Min	-314983.42	-94695.17	-1914.58	-101.90	-159.33
424	241	SX78	SLU_ENV_NL	Max	784.48	2465.79	-216.05	196.61	70.65
424	241	SX91	SLU_ENV_NL	Max	614.04	1710.25	-10.48	881.62	70.65
424	241	SX90	SLU_ENV_NL	Max	-7846.86	-2863.36	-145.23	881.62	-5.88
424	241	SX77	SLU_ENV_NL	Max	-8915.74	-2276.33	-350.80	196.61	-5.88
424	241	SX78	SLU_ENV_NL	Min	-287.28	345.58	-6008.44	-113.79	1.02
424	241	SX91	SLU_ENV_NL	Min	-763.87	-284.50	-717.64	242.59	1.02
424	241	SX90	SLU_ENV_NL	Min	-16492.21	-4054.51	-482.72	242.59	-78.74
424	241	SX77	SLU_ENV_NL	Min	-13363.66	-2786.19	-5773.52	-113.79	-78.74
425	242	SX131	SLU_ENV_NL	Max	1484.02	-11.05	-514.07	-174.73	-4.15
425	242	SX118	SLU_ENV_NL	Max	568.02	747.15	332.92	-241.32	-4.15
425	242	SX119	SLU_ENV_NL	Max	-9999.06	-2734.17	680.81	-241.32	6.46
425	242	SX132	SLU_ENV_NL	Max	-6733.85	-2654.56	-166.19	-174.73	6.46
425	242	SX131	SLU_ENV_NL	Min	-410.22	-808.85	-810.19	-249.19	-13.35
425	242	SX118	SLU_ENV_NL	Min	-1103.13	-203.67	-1481.92	-338.63	-13.35
425	242	SX119	SLU_ENV_NL	Min	-11501.40	-3038.80	-1547.03	-338.63	0.89
425	242	SX132	SLU_ENV_NL	Min	-12519.72	-4294.06	-875.30	-249.19	0.89
426	243	SX132	SLU_ENV_NL	Max	-4243.64	-1880.50	880.85	-769.08	-15.73
426	243	SX119	SLU_ENV_NL	Max	-3158.64	-1013.67	-324.58	-924.96	-15.73
426	243	SX120	SLU_ENV_NL	Max	-42520.98	-12024.84	-263.29	-924.96	112.82
426	243	SX133	SLU_ENV_NL	Max	-41960.40	-13107.28	942.14	-769.08	112.82
426	243	SX132	SLU_ENV_NL	Min	-11235.36	-3905.13	-1200.98	-6233.53	-115.86
426	243	SX119	SLU_ENV_NL	Min	-11081.69	-2611.88	-1232.59	-7856.88	-115.86
426	243	SX120	SLU_ENV_NL	Min	-263225.92	-78744.85	-1171.98	-7856.88	6.23



Autorità Portuale di Taranto
Interventi per il dragaggio di 2,3 M³ di sedimenti in area Molo Polisettoriale e per la realizzazione di un primo lotto della cassa di colmata funzionale all'ampliamento del V Sporgente del Porto di Taranto

Allegati alla relazione di calcolo strutturale allineamento "BC"

Data 05/2016
Rev. B
c.d.c.: C296A
514B



426	243	SX133	SLU_ENV_NL	Min	-261237.31	-78637.91	-1140.38	-6233.53	6.23
427	244	SX133	SLU_ENV_NL	Max	116712.04	34103.18	47.77	7041.15	3322.87
427	244	SX120	SLU_ENV_NL	Max	114509.41	35219.46	829.07	1957.92	3322.87
427	244	SX121	SLU_ENV_NL	Max	348313.68	104159.06	2245.83	1957.92	3220.08
427	244	SX134	SLU_ENV_NL	Max	358236.97	105783.15	1490.49	7041.15	3220.08
427	244	SX133	SLU_ENV_NL	Min	-355350.23	-106502.60	-1728.66	-5799.55	-3213.21
427	244	SX120	SLU_ENV_NL	Min	-355686.29	-106596.06	-973.32	-447.87	-3213.21
427	244	SX121	SLU_ENV_NL	Min	-294150.35	-88235.30	-124.00	-447.87	-3341.02
427	244	SX134	SLU_ENV_NL	Min	-300598.29	-91659.07	-905.30	-5799.55	-3341.02
428	800	DX288	SLU_ENV_NL	Max	13779.98	5820.58	2495.07	644.49	101.40
428	800	DX275	SLU_ENV_NL	Max	8621.45	1906.61	1642.29	2045.47	101.40
428	800	DX276	SLU_ENV_NL	Max	76271.76	23943.65	2067.01	2045.47	19.90
428	800	DX289	SLU_ENV_NL	Max	75889.19	21792.67	2778.64	644.49	19.90
428	800	DX288	SLU_ENV_NL	Min	-201.14	-1387.62	-815.65	571.62	0.52
428	800	DX275	SLU_ENV_NL	Min	-4656.87	-735.92	415.39	442.53	0.52
428	800	DX276	SLU_ENV_NL	Min	38552.75	10380.73	698.96	442.53	-108.88
428	800	DX289	SLU_ENV_NL	Min	43046.94	14124.90	-390.93	571.62	-108.88
429	245	SX136	SLU_ENV_NL	Max	28178.50	9916.53	-462.42	2571.10	4277.50
429	245	SX123	SLU_ENV_NL	Max	20447.48	5947.34	-311.08	4621.92	4277.50
429	245	SX124	SLU_ENV_NL	Max	71586.87	24206.91	556.15	4621.92	1628.90
429	245	SX137	SLU_ENV_NL	Max	72348.38	18916.77	-99.17	2571.10	1628.90
429	245	SX136	SLU_ENV_NL	Min	-68141.11	-23096.11	-1084.75	-5325.08	-1676.47
429	245	SX123	SLU_ENV_NL	Min	-64915.03	-16485.99	-334.89	-1281.27	-1676.47
429	245	SX124	SLU_ENV_NL	Min	-49401.64	-16116.70	28.36	-1281.27	-4257.12
429	245	SX137	SLU_ENV_NL	Min	-52977.12	-14988.68	-217.52	-5325.08	-4257.12
430	246	SX137	SLU_ENV_NL	Max	72348.15	18916.71	236.62	5229.40	1628.90
430	246	SX124	SLU_ENV_NL	Max	71586.86	24206.91	-28.29	1281.29	1628.90
430	246	SX125	SLU_ENV_NL	Max	17015.51	4932.87	334.81	1281.29	4216.34
430	246	SX138	SLU_ENV_NL	Max	24600.80	8836.95	1067.72	5229.40	4216.34
430	246	SX137	SLU_ENV_NL	Min	-51181.10	-14462.16	99.26	-2571.13	-4196.31
430	246	SX124	SLU_ENV_NL	Min	-47615.90	-15568.68	-539.19	-4575.55	-4196.31
430	246	SX125	SLU_ENV_NL	Min	-64915.23	-16486.03	291.90	-4575.55	-1676.47
430	246	SX138	SLU_ENV_NL	Min	-68141.57	-23096.24	462.36	-2571.13	-1676.47
431	801	DX274	SLU_ENV_NL	Max	-903.32	1179.86	2628.74	190.43	19.42
431	801	DX261	SLU_ENV_NL	Max	1202.08	1827.91	2885.23	341.96	19.42
431	801	DX262	SLU_ENV_NL	Max	12054.72	2563.65	2737.52	341.96	-3.32
431	801	DX275	SLU_ENV_NL	Max	11048.57	4296.10	2481.03	190.43	-3.32
431	801	DX274	SLU_ENV_NL	Min	-975.67	-911.49	52.01	-4.36	-0.11
431	801	DX261	SLU_ENV_NL	Min	-776.51	-1354.88	2557.32	116.07	-0.11
431	801	DX262	SLU_ENV_NL	Min	3806.25	1998.83	2404.23	116.07	-18.18
431	801	DX275	SLU_ENV_NL	Min	1707.70	-184.66	-101.08	-4.36	-18.18
432	247	SX140	SLU_ENV_NL	Max	358237.89	105783.39	904.33	5759.39	3220.08
432	247	SX127	SLU_ENV_NL	Max	348314.18	104159.18	93.92	447.87	3220.08
432	247	SX128	SLU_ENV_NL	Max	107522.93	33102.93	973.41	447.87	3328.50
432	247	SX141	SLU_ENV_NL	Max	109810.67	32054.17	1728.81	5759.39	3328.50
432	247	SX140	SLU_ENV_NL	Min	-297526.66	-90753.81	-1490.58	-7041.16	-3346.13
432	247	SX127	SLU_ENV_NL	Min	-291153.37	-87391.89	-2245.98	-2010.57	-3346.13
432	247	SX128	SLU_ENV_NL	Min	-355687.60	-106596.41	-819.17	-2010.57	-3213.22
432	247	SX141	SLU_ENV_NL	Min	-355351.15	-106502.85	-8.77	-7041.16	-3213.22
433	248	SX77	SLU_ENV_NL	Max	-2855.85	-487.40	395.05	8480.17	196.85
433	248	SX90	SLU_ENV_NL	Max	-1457.63	-917.56	-904.05	6600.79	196.85
433	248	SX89	SLU_ENV_NL	Max	-74795.91	-22311.06	810.83	6600.79	142.22
433	248	SX76	SLU_ENV_NL	Max	-50059.03	-14403.48	-29.91	8480.17	142.22
433	248	SX77	SLU_ENV_NL	Min	-9240.05	-1489.03	-4944.54	-334.16	-139.83
433	248	SX90	SLU_ENV_NL	Min	-25742.43	-6889.66	-1339.08	2643.91	-139.83
433	248	SX89	SLU_ENV_NL	Min	-292484.62	-87848.00	-1329.01	2643.91	-250.08
433	248	SX76	SLU_ENV_NL	Min	-298628.49	-88874.83	-2794.63	-334.16	-250.08
434	249	SX91	SLU_ENV_NL	Max	862.70	2367.25	-180.65	719.04	-4.74
434	249	SX104	SLU_ENV_NL	Max	336.30	1285.62	5836.99	214.33	-4.74
434	249	SX103	SLU_ENV_NL	Max	-9565.16	-2934.24	5698.96	214.33	41.85
434	249	SX90	SLU_ENV_NL	Max	-7593.06	-1935.01	1.11	719.04	41.85
434	249	SX91	SLU_ENV_NL	Min	-321.38	462.00	-568.49	225.79	-49.79
434	249	SX104	SLU_ENV_NL	Min	-895.86	-478.85	-895.19	108.39	-49.79
434	249	SX103	SLU_ENV_NL	Min	-15520.37	-4697.97	-713.43	108.39	-3.02
434	249	SX90	SLU_ENV_NL	Min	-16659.95	-3795.69	-706.51	225.79	-3.02
435	250	SX118	SLU_ENV_NL	Max	538.07	118.38	612.63	-185.22	-9.15
435	250	SX105	SLU_ENV_NL	Max	1413.28	1439.42	543.42	-248.30	-9.15
435	250	SX106	SLU_ENV_NL	Max	-7523.69	-1821.07	514.14	-248.30	9.31
435	250	SX119	SLU_ENV_NL	Max	-10033.19	-2871.33	352.58	-185.22	9.31
435	250	SX118	SLU_ENV_NL	Min	-1039.26	-272.01	-1516.61	-223.18	-19.24
435	250	SX105	SLU_ENV_NL	Min	1314.83	740.57	172.74	-402.46	-19.24
435	250	SX106	SLU_ENV_NL	Min	-11718.30	-2922.40	-87.31	-402.46	0.90
435	250	SX119	SLU_ENV_NL	Min	-12065.01	-4083.95	-1545.90	-223.18	0.90
436	251	SX119	SLU_ENV_NL	Max	-1326.40	-250.26	-1156.66	-728.29	-29.13
436	251	SX106	SLU_ENV_NL	Max	-6077.22	-1396.16	1355.78	-1044.74	-29.13
436	251	SX107	SLU_ENV_NL	Max	-41404.87	-12071.53	2089.95	-1044.74	62.41
436	251	SX120	SLU_ENV_NL	Max	-43331.67	-13681.06	-422.49	-728.29	62.41
436	251	SX119	SLU_ENV_NL	Min	-11122.08	-3792.63	-1173.12	-6870.79	-47.22
436	251	SX106	SLU_ENV_NL	Min	-8551.42	-1980.77	147.99	-7648.99	-47.22
436	251	SX107	SLU_ENV_NL	Min	-275080.06	-82435.26	-40.12	-7648.99	15.45
436	251	SX120	SLU_ENV_NL	Min	-265140.51	-79782.73	-1361.22	-6870.79	15.45



Autorità Portuale di Taranto
Interventi per il dragaggio di 2,3 M³ di sedimenti in area Molo Polisettoriale e per la realizzazione di un primo lotto della cassa di colmata funzionale all'ampliamento del V Sporgente del Porto di Taranto

Allegati alla relazione di calcolo strutturale allineamento "BC"

Data 05/2016
Rev. B
c.d.c.: C296A
514B



437	252	SX120	SLU_ENV_NL	Max	111683.85	32693.51	1245.81	6025.09	2884.18
437	252	SX107	SLU_ENV_NL	Max	111687.92	34166.19	661.73	1509.45	2884.18
437	252	SX108	SLU_ENV_NL	Max	339453.23	103143.36	756.42	1509.45	2394.63
437	252	SX121	SLU_ENV_NL	Max	346377.97	104134.16	1830.05	6025.09	2394.63
437	252	SX120	SLU_ENV_NL	Min	-353674.74	-106318.38	-312.10	-5228.88	-2391.30
437	252	SX107	SLU_ENV_NL	Min	-353484.20	-106160.93	-1385.72	453.78	-2391.30
437	252	SX108	SLU_ENV_NL	Min	-284464.18	-83944.25	-1285.76	453.78	-2904.25
437	252	SX121	SLU_ENV_NL	Min	-291859.19	-87490.71	-701.67	-5228.88	-2904.25
438	802	DX275	SLU_ENV_NL	Max	11605.14	4454.48	2043.19	1082.33	165.16
438	802	DX262	SLU_ENV_NL	Max	3828.93	2365.24	3623.32	3597.19	165.16
438	802	DX263	SLU_ENV_NL	Max	117838.13	36369.79	1981.24	3597.19	-10.69
438	802	DX276	SLU_ENV_NL	Max	95959.94	27650.07	2752.33	1082.33	-10.69
438	802	DX275	SLU_ENV_NL	Min	-7766.61	-3057.98	1665.16	623.16	43.02
438	802	DX262	SLU_ENV_NL	Min	3041.46	-460.30	236.38	981.02	43.02
438	802	DX263	SLU_ENV_NL	Min	41465.25	11181.44	945.53	981.02	-212.30
438	802	DX276	SLU_ENV_NL	Min	48880.39	15963.95	23.08	623.16	-212.30
439	253	SX123	SLU_ENV_NL	Max	17628.02	5037.49	-96.01	2443.56	3334.25
439	253	SX110	SLU_ENV_NL	Max	11754.41	2314.55	-287.91	3603.35	3334.25
439	253	SX111	SLU_ENV_NL	Max	68149.20	23177.49	-73.54	3603.35	1544.16
439	253	SX124	SLU_ENV_NL	Max	68627.01	17871.21	505.04	2443.56	1544.16
439	253	SX123	SLU_ENV_NL	Min	-65650.87	-22469.30	-217.65	-4153.33	-1591.44
439	253	SX110	SLU_ENV_NL	Min	-62279.14	-15948.30	-825.90	-1210.94	-1591.44
439	253	SX111	SLU_ENV_NL	Min	-42830.94	-13490.68	-224.85	-1210.94	-3321.06
439	253	SX124	SLU_ENV_NL	Min	-45894.79	-12915.57	-3.28	-4153.33	-3321.06
440	254	SX124	SLU_ENV_NL	Max	68626.96	17871.20	3.20	4070.41	1544.16
440	254	SX111	SLU_ENV_NL	Max	68148.87	23177.39	239.80	1210.95	1544.16
440	254	SX112	SLU_ENV_NL	Max	8468.56	1336.48	814.82	1210.95	3283.19
440	254	SX125	SLU_ENV_NL	Max	14227.98	4005.79	217.73	4070.41	3283.19
440	254	SX124	SLU_ENV_NL	Min	-44157.27	-12404.62	-493.65	-2443.59	-3270.28
440	254	SX111	SLU_ENV_NL	Min	-41107.79	-12963.44	73.47	-3567.67	-3270.28
440	254	SX112	SLU_ENV_NL	Min	-62279.57	-15948.44	288.00	-3567.67	-1591.44
440	254	SX125	SLU_ENV_NL	Min	-65651.05	-22469.37	81.37	-2443.59	-1591.44
441	803	DX261	SLU_ENV_NL	Max	162.01	1791.01	2734.00	82.66	63.36
441	803	DX248	SLU_ENV_NL	Max	-359.99	679.78	2368.79	673.75	63.36
441	803	DX249	SLU_ENV_NL	Max	15139.29	3169.77	2412.42	673.75	-2.29
441	803	DX262	SLU_ENV_NL	Max	13733.45	6028.02	2908.60	82.66	-2.29
441	803	DX261	SLU_ENV_NL	Min	-302.72	-1561.38	2578.87	-30.25	-11.98
441	803	DX248	SLU_ENV_NL	Min	-867.07	-1676.94	2237.81	18.06	-11.98
441	803	DX249	SLU_ENV_NL	Min	1641.69	1381.22	2210.85	18.06	-42.28
441	803	DX262	SLU_ENV_NL	Min	2862.33	-660.34	2420.93	-30.25	-42.28
442	255	SX127	SLU_ENV_NL	Max	346378.48	104134.34	669.95	5183.14	2394.66
442	255	SX114	SLU_ENV_NL	Max	339454.02	103143.63	1287.99	-453.75	2394.66
442	255	SX115	SLU_ENV_NL	Max	104629.91	32024.71	1385.64	-453.75	2885.18
442	255	SX128	SLU_ENV_NL	Max	104706.85	30615.72	311.96	5183.14	2885.18
442	255	SX127	SLU_ENV_NL	Min	-288823.99	-86527.01	-1829.98	-6025.14	-2904.71
442	255	SX114	SLU_ENV_NL	Min	-281499.43	-83048.62	-756.30	-1556.89	-2904.71
442	255	SX115	SLU_ENV_NL	Min	-353485.15	-106161.25	-622.51	-1556.89	-2391.33
442	255	SX128	SLU_ENV_NL	Min	-353676.06	-106318.81	-1240.55	-6025.14	-2391.33
443	256	SX90	SLU_ENV_NL	Max	-2886.42	-528.88	341.43	7601.07	-35.29
443	256	SX103	SLU_ENV_NL	Max	-1659.39	-556.64	4667.44	7105.47	-35.29
443	256	SX102	SLU_ENV_NL	Max	-58674.86	-18416.88	3096.31	7105.47	150.66
443	256	SX89	SLU_ENV_NL	Max	-75540.45	-22340.02	-1229.70	7601.07	150.66
443	256	SX90	SLU_ENV_NL	Min	-24824.24	-6281.86	-1494.71	2162.71	-124.91
443	256	SX103	SLU_ENV_NL	Min	-12537.21	-3766.14	832.70	326.47	-124.91
443	256	SX102	SLU_ENV_NL	Min	-286027.60	-86237.35	505.81	326.47	39.09
443	256	SX89	SLU_ENV_NL	Min	-290749.68	-87216.19	-1821.60	2162.71	39.09
444	257	SX104	SLU_ENV_NL	Max	-756.39	130.16	5885.62	558.94	-4.00
444	257	SX117	SLU_ENV_NL	Max	1193.83	-55.27	205.87	190.81	-4.00
444	257	SX116	SLU_ENV_NL	Max	-6850.93	-2646.93	-59.06	190.81	31.91
444	257	SX103	SLU_ENV_NL	Max	-9433.84	-2640.61	5572.31	558.94	31.91
444	257	SX104	SLU_ENV_NL	Min	-1135.43	-1438.49	-695.86	238.95	-36.92
444	257	SX117	SLU_ENV_NL	Min	607.38	-2299.65	-368.56	100.32	-36.92
444	257	SX116	SLU_ENV_NL	Min	-11434.60	-4687.75	-681.88	100.32	3.23
444	257	SX103	SLU_ENV_NL	Min	-14745.22	-4295.80	-960.79	238.95	3.23
445	258	SX105	SLU_ENV_NL	Max	1134.07	-97.42	333.22	-93.46	-4.94
445	258	SX92	SLU_ENV_NL	Max	-742.03	120.48	677.58	-255.51	-4.94
445	258	SX93	SLU_ENV_NL	Max	-10411.34	-2932.85	948.61	-255.51	38.72
445	258	SX106	SLU_ENV_NL	Max	-7943.11	-2983.66	694.65	-93.46	38.72
445	258	SX105	SLU_ENV_NL	Min	758.06	-2251.91	-101.14	-200.24	-43.06
445	258	SX92	SLU_ENV_NL	Min	-1188.37	-1457.89	-5856.50	-606.86	-43.06
445	258	SX93	SLU_ENV_NL	Min	-16433.11	-4743.36	-5495.07	-606.86	3.86
445	258	SX106	SLU_ENV_NL	Min	-12804.00	-5034.14	169.89	-200.24	3.86
446	259	SX106	SLU_ENV_NL	Max	-5345.70	-2191.85	1242.12	-397.61	-51.47
446	259	SX93	SLU_ENV_NL	Max	-2997.20	-721.20	-81.06	-1634.05	-51.47
446	259	SX94	SLU_ENV_NL	Max	-56014.24	-15937.49	-278.34	-1634.05	94.67
446	259	SX107	SLU_ENV_NL	Max	-42838.85	-13325.35	1044.85	-397.61	94.67
446	259	SX106	SLU_ENV_NL	Min	-7966.85	-3558.32	-535.90	-7060.16	-79.50
446	259	SX93	SLU_ENV_NL	Min	-16332.58	-4737.87	-4282.19	-7710.25	-79.50
446	259	SX94	SLU_ENV_NL	Min	-274106.68	-81733.76	-3176.79	-7710.25	40.11
446	259	SX107	SLU_ENV_NL	Min	-276250.17	-83101.57	569.50	-7060.16	40.11
447	260	SX107	SLU_ENV_NL	Max	109320.09	32097.20	40.19	5070.63	2372.19



Autorità Portuale di Taranto
Interventi per il dragaggio di 2,3 M m³ di sedimenti in area Molo Polisettoriale e per la realizzazione di un primo lotto della cassa di colmata funzionale all'ampliamento del V Sporgente del Porto di Taranto

Allegati alla relazione di calcolo strutturale allineamento "BC"

Data 05/2016
Rev. B
c.d.c.: C296A
514B

447	260	SX94	SLU_ENV_NL	Max	108281.33	33454.95	828.48	1314.13	2372.19
447	260	SX95	SLU_ENV_NL	Max	329564.32	98903.80	2050.82	1314.13	1614.60
447	260	SX108	SLU_ENV_NL	Max	336969.52	99479.43	1406.47	5070.63	1614.60
447	260	SX107	SLU_ENV_NL	Min	-351973.86	-105741.53	-1734.72	-4584.88	-1612.34
447	260	SX94	SLU_ENV_NL	Min	-354246.92	-105731.62	-1090.38	958.92	-1612.34
447	260	SX95	SLU_ENV_NL	Min	-278528.94	-83333.35	-17.37	958.92	-2390.10
447	260	SX108	SLU_ENV_NL	Min	-283470.02	-86454.14	-805.66	-4584.88	-2390.10
448	804	DX262	SLU_ENV_NL	Max	3483.83	2921.50	3610.87	744.63	285.98
448	804	DX249	SLU_ENV_NL	Max	19979.82	4653.56	2932.13	4831.27	285.98
448	804	DX250	SLU_ENV_NL	Max	140446.50	43415.20	603.85	4831.27	-164.58
448	804	DX263	SLU_ENV_NL	Max	121133.93	35063.79	2410.12	744.63	-164.58
448	804	DX262	SLU_ENV_NL	Min	-2007.36	-2172.17	1759.24	-63.28	143.91
448	804	DX249	SLU_ENV_NL	Min	3205.64	1901.32	1738.97	1992.01	143.91
448	804	DX250	SLU_ENV_NL	Min	69615.08	19286.96	538.22	1992.01	-327.40
448	804	DX263	SLU_ENV_NL	Min	43915.69	14817.45	-569.04	-63.28	-327.40
449	261	SX110	SLU_ENV_NL	Max	10169.65	3913.66	-256.59	2154.94	2828.56
449	261	SX97	SLU_ENV_NL	Max	5182.20	1674.90	-149.97	3073.37	2828.56
449	261	SX98	SLU_ENV_NL	Max	65109.44	22165.22	414.93	3073.37	1319.99
449	261	SX111	SLU_ENV_NL	Max	65321.08	16945.62	-65.18	2154.94	1319.99
449	261	SX110	SLU_ENV_NL	Min	-62971.15	-21450.20	-756.77	-3507.83	-1365.91
449	261	SX97	SLU_ENV_NL	Min	-59898.02	-15182.99	-190.27	-975.43	-1365.91
449	261	SX98	SLU_ENV_NL	Min	-37726.54	-12040.24	1.14	-975.43	-2818.17
449	261	SX111	SLU_ENV_NL	Min	-40223.06	-11679.43	-191.87	-3507.83	-2818.17
450	262	SX111	SLU_ENV_NL	Max	65320.72	16945.51	203.21	3435.32	1319.99
450	262	SX98	SLU_ENV_NL	Max	65109.31	22165.18	-1.07	975.45	1319.99
450	262	SX99	SLU_ENV_NL	Max	2018.93	738.52	190.20	975.45	2785.71
450	262	SX112	SLU_ENV_NL	Max	6913.68	2931.99	747.88	3435.32	2785.71
450	262	SX111	SLU_ENV_NL	Min	-38540.20	-11183.25	65.27	-2154.97	-2775.56
450	262	SX98	SLU_ENV_NL	Min	-36057.54	-11530.87	-405.36	-3046.35	-2775.56
450	262	SX99	SLU_ENV_NL	Min	-59898.17	-15183.01	139.30	-3046.35	-1365.91
450	262	SX112	SLU_ENV_NL	Min	-62971.56	-21450.31	256.53	-2154.97	-1365.91
451	805	DX248	SLU_ENV_NL	Max	-883.36	308.82	2486.64	114.57	52.70
451	805	DX235	SLU_ENV_NL	Max	872.22	2205.68	3196.96	700.57	52.70
451	805	DX236	SLU_ENV_NL	Max	20237.57	3956.56	3119.46	700.57	-14.07
451	805	DX249	SLU_ENV_NL	Max	16760.63	6194.30	2286.14	114.57	-14.07
451	805	DX248	SLU_ENV_NL	Min	-985.33	-1118.34	2363.64	17.70	-7.93
451	805	DX235	SLU_ENV_NL	Min	-71.89	-2692.63	-414.41	58.65	-7.93
451	805	DX236	SLU_ENV_NL	Min	2559.15	2552.52	-758.34	58.65	-35.23
451	805	DX249	SLU_ENV_NL	Min	994.62	-722.17	2142.71	17.70	-35.23
452	263	SX114	SLU_ENV_NL	Max	336970.29	99479.64	801.47	4539.16	1614.60
452	263	SX101	SLU_ENV_NL	Max	329564.85	98903.95	-11.74	-1006.31	1614.60
452	263	SX102	SLU_ENV_NL	Max	101151.72	31309.65	1090.42	-1006.31	2373.10
452	263	SX115	SLU_ENV_NL	Max	102273.58	29997.23	1734.81	4539.16	2373.10
452	263	SX114	SLU_ENV_NL	Min	-280511.09	-85581.14	-1406.52	-5070.63	-2390.62
452	263	SX101	SLU_ENV_NL	Min	-275644.29	-82509.12	-2050.91	-1314.14	-2390.62
452	263	SX102	SLU_ENV_NL	Min	-354248.05	-105731.93	-814.92	-1314.14	-1612.34
452	263	SX115	SLU_ENV_NL	Min	-351974.76	-105741.76	-1.71	-5070.63	-1612.34
453	264	SX103	SLU_ENV_NL	Max	-2466.91	-565.35	4369.55	7630.84	-62.59
453	264	SX116	SLU_ENV_NL	Max	-4704.66	-1988.23	540.47	6866.12	-62.59
453	264	SX115	SLU_ENV_NL	Max	-43009.47	-13378.67	-610.40	6866.12	104.98
453	264	SX102	SLU_ENV_NL	Max	-55916.83	-15906.06	3218.68	7630.84	104.98
453	264	SX103	SLU_ENV_NL	Min	-14704.94	-4309.26	78.32	1648.78	-90.46
453	264	SX116	SLU_ENV_NL	Min	-6583.31	-3206.82	-1138.04	346.55	-90.46
453	264	SX115	SLU_ENV_NL	Min	-286409.51	-86137.93	-963.25	346.55	52.18
453	264	SX102	SLU_ENV_NL	Min	-284838.66	-84957.23	253.11	1648.78	52.18
454	265	SX117	SLU_ENV_NL	Max	1366.84	1407.54	-65.46	369.49	-8.34
454	265	SX130	SLU_ENV_NL	Max	510.44	108.23	1526.59	217.67	-8.34
454	265	SX129	SLU_ENV_NL	Max	-9188.10	-2604.01	1548.09	217.67	6.48
454	265	SX116	SLU_ENV_NL	Max	-6448.34	-1513.96	199.44	369.49	6.48
454	265	SX117	SLU_ENV_NL	Min	1302.32	730.43	-550.40	231.53	-16.30
454	265	SX130	SLU_ENV_NL	Min	-1116.55	-292.60	-589.23	176.76	-16.30
454	265	SX129	SLU_ENV_NL	Min	-10674.97	-3648.18	-324.33	176.76	-0.12
454	265	SX116	SLU_ENV_NL	Min	-10358.71	-2492.16	-528.90	231.53	-0.12
455	266	SX92	SLU_ENV_NL	Max	322.23	1282.49	880.85	-108.11	-5.03
455	266	SX79	SLU_ENV_NL	Max	847.78	2251.53	537.18	-241.01	-5.03
455	266	SX80	SLU_ENV_NL	Max	-8677.33	-2251.68	730.57	-241.01	48.68
455	266	SX93	SLU_ENV_NL	Max	-10548.51	-3229.98	696.40	-108.11	48.68
455	266	SX92	SLU_ENV_NL	Min	-866.00	-452.84	-5813.63	-225.95	-55.57
455	266	SX79	SLU_ENV_NL	Min	-698.48	483.41	294.24	-762.61	-55.57
455	266	SX80	SLU_ENV_NL	Min	-18906.50	-4537.99	109.79	-762.61	-2.63
455	266	SX93	SLU_ENV_NL	Min	-17285.58	-5289.98	-5620.24	-225.95	-2.63
456	267	SX93	SLU_ENV_NL	Max	-2319.56	-757.36	-838.80	-359.34	-25.76
456	267	SX80	SLU_ENV_NL	Max	-3497.18	-701.57	1595.13	-2207.33	-25.76
456	267	SX81	SLU_ENV_NL	Max	-76278.32	-22562.89	1892.99	-2207.33	143.60
456	267	SX94	SLU_ENV_NL	Max	-58821.68	-18459.35	-540.93	-359.34	143.60
456	267	SX93	SLU_ENV_NL	Min	-14154.55	-4314.07	-4576.89	-7286.55	-116.72
456	267	SX80	SLU_ENV_NL	Min	-26758.83	-6930.29	-328.76	-7676.99	-116.72
456	267	SX81	SLU_ENV_NL	Min	-279749.54	-83902.59	1190.65	-7676.99	29.24
456	267	SX94	SLU_ENV_NL	Min	-275168.62	-82978.57	-3057.48	-7286.55	29.24
457	268	SX94	SLU_ENV_NL	Max	106111.54	31007.24	1038.26	4328.37	1970.45
457	268	SX81	SLU_ENV_NL	Max	106493.80	32368.64	449.56	2000.83	1970.45

457	268	SX82	SLU_ENV_NL	Max	323332.38	98395.74	754.10	2000.83	999.45
457	268	SX95	SLU_ENV_NL	Max	328505.64	98443.47	1786.45	4328.37	999.45
457	268	SX94	SLU_ENV_NL	Min	-353611.20	-106681.15	-513.73	-4074.66	-999.97
457	268	SX81	SLU_ENV_NL	Min	-355361.79	-106502.98	-1546.08	532.85	-999.97
457	268	SX82	SLU_ENV_NL	Min	-271851.48	-80276.90	-971.11	532.85	-1987.54
457	268	SX95	SLU_ENV_NL	Min	-277050.46	-83189.97	-382.41	-4074.66	-1987.54
458	806	DX249	SLU_ENV_NL	Max	18504.30	6687.38	2035.84	2000.46	167.06
458	806	DX236	SLU_ENV_NL	Max	17384.41	3130.63	3723.41	4451.95	167.06
458	806	DX237	SLU_ENV_NL	Max	156593.18	48337.82	3042.30	4451.95	-117.03
458	806	DX250	SLU_ENV_NL	Max	143572.13	41598.34	1762.10	2000.46	-117.03
458	806	DX249	SLU_ENV_NL	Min	-1484.35	-1496.36	1757.71	382.99	135.30
458	806	DX236	SLU_ENV_NL	Min	336.38	1916.18	-667.87	2064.07	135.30
458	806	DX237	SLU_ENV_NL	Min	77190.60	21594.27	-941.61	2064.07	-200.90
458	806	DX250	SLU_ENV_NL	Min	72970.30	23518.80	1076.60	382.99	-200.90
459	269	SX97	SLU_ENV_NL	Max	3107.02	457.58	-46.63	2153.38	2274.13
459	269	SX84	SLU_ENV_NL	Max	-848.61	-934.24	-88.58	2482.02	2274.13
459	269	SX85	SLU_ENV_NL	Max	62330.46	21294.55	-55.56	2482.02	1340.51
459	269	SX98	SLU_ENV_NL	Max	62436.88	16236.27	397.02	2153.38	1340.51
459	269	SX97	SLU_ENV_NL	Min	-60647.22	-20659.91	-58.17	-2812.63	-1384.95
459	269	SX84	SLU_ENV_NL	Min	-57309.91	-14600.64	-640.51	-1023.12	-1384.95
459	269	SX85	SLU_ENV_NL	Min	-33268.12	-10192.18	-196.85	-1023.12	-2268.73
459	269	SX98	SLU_ENV_NL	Min	-35474.15	-10232.20	-25.15	-2812.63	-2268.73
460	270	SX98	SLU_ENV_NL	Max	62436.72	16236.22	25.06	2750.22	1340.51
460	270	SX85	SLU_ENV_NL	Max	62329.99	21294.41	207.79	1023.13	1340.51
460	270	SX86	SLU_ENV_NL	Max	-3913.59	-1848.33	633.62	1023.13	2239.37
460	270	SX99	SLU_ENV_NL	Max	-35.34	-494.27	58.25	2750.22	2239.37
460	270	SX98	SLU_ENV_NL	Min	-33838.40	-9748.52	-389.41	-2153.40	-2234.17
460	270	SX85	SLU_ENV_NL	Min	-31641.00	-9697.00	55.48	-2463.70	-2234.17
460	270	SX86	SLU_ENV_NL	Min	-57310.33	-14600.78	88.68	-2463.70	-1384.95
460	270	SX99	SLU_ENV_NL	Min	-60647.36	-20659.97	36.42	-2153.40	-1384.95
461	807	DX235	SLU_ENV_NL	Max	857.89	2294.83	3127.04	269.50	41.26
461	807	DX222	SLU_ENV_NL	Max	-199.34	749.47	2904.93	674.03	41.26
461	807	DX223	SLU_ENV_NL	Max	22444.06	5285.24	2974.79	674.03	-19.14
461	807	DX236	SLU_ENV_NL	Max	22115.49	8328.07	3196.91	269.50	-19.14
461	807	DX235	SLU_ENV_NL	Min	-442.56	-1871.47	-507.95	-29.25	1.75
461	807	DX222	SLU_ENV_NL	Min	-347.88	-1209.93	1209.89	110.01	1.75
461	807	DX223	SLU_ENV_NL	Min	1618.97	1345.36	1147.31	110.01	-19.44
461	807	DX236	SLU_ENV_NL	Min	1509.77	-1250.89	-570.53	-29.25	-19.44
462	271	SX101	SLU_ENV_NL	Max	328506.18	98443.65	356.71	4021.15	999.46
462	271	SX88	SLU_ENV_NL	Max	323333.11	98395.97	976.10	-572.66	999.46
462	271	SX89	SLU_ENV_NL	Max	99315.62	30198.17	1546.04	-572.66	1964.73
462	271	SX102	SLU_ENV_NL	Max	98986.19	28872.02	513.64	4021.15	1964.73
462	271	SX101	SLU_ENV_NL	Min	-274141.19	-82279.59	-1786.41	-4328.39	-1981.49
462	271	SX88	SLU_ENV_NL	Min	-268998.57	-79412.46	-754.01	-2000.83	-1981.49
462	271	SX89	SLU_ENV_NL	Min	-355362.70	-106503.30	-416.54	-2000.83	-999.99
462	271	SX102	SLU_ENV_NL	Min	-353612.35	-106681.52	-1035.93	-4328.39	-999.99
463	272	SX116	SLU_ENV_NL	Max	-5578.76	-1264.69	-167.61	7570.60	-34.25
463	272	SX129	SLU_ENV_NL	Max	-843.87	-89.13	1181.14	6663.09	-34.25
463	272	SX128	SLU_ENV_NL	Max	-43333.32	-13682.71	1375.37	6663.09	75.84
463	272	SX115	SLU_ENV_NL	Max	-41536.46	-12109.93	26.62	7570.60	75.84
463	272	SX116	SLU_ENV_NL	Min	-7177.69	-1546.78	-1228.82	1055.93	-60.35
463	272	SX129	SLU_ENV_NL	Min	-9762.49	-3365.51	1170.97	689.88	-60.35
463	272	SX128	SLU_ENV_NL	Min	-275137.94	-82769.46	388.76	689.88	20.68
463	272	SX115	SLU_ENV_NL	Min	-285117.28	-85467.70	-2011.03	1055.93	20.68
464	273	SX130	SLU_ENV_NL	Max	561.60	745.49	1488.80	314.95	-2.97
464	273	SX143	SLU_ENV_NL	Max	1566.26	36.17	801.53	237.64	-2.97
464	273	SX142	SLU_ENV_NL	Max	-5685.28	-2323.87	867.51	237.64	5.98
464	273	SX129	SLU_ENV_NL	Max	-9170.10	-2330.88	1554.78	314.95	5.98
464	273	SX130	SLU_ENV_NL	Min	-1177.01	-233.97	-308.01	225.71	-12.09
464	273	SX143	SLU_ENV_NL	Min	-431.92	-816.36	620.74	166.08	-12.09
464	273	SX142	SLU_ENV_NL	Min	-11231.89	-3914.30	274.28	166.08	-0.49
464	273	SX129	SLU_ENV_NL	Min	-10139.76	-2804.18	-654.47	225.71	-0.49
465	274	SX79	SLU_ENV_NL	Max	586.67	1588.45	747.48	-255.15	81.40
465	274	SX66	SLU_ENV_NL	Max	854.71	2492.46	5988.25	135.89	81.40
465	274	SX67	SLU_ENV_NL	Max	-9992.87	-2610.03	5675.91	135.89	-5.85
465	274	SX80	SLU_ENV_NL	Max	-8941.45	-3194.66	435.15	-255.15	-5.85
465	274	SX79	SLU_ENV_NL	Min	-1159.74	-324.38	118.09	-946.14	1.01
465	274	SX66	SLU_ENV_NL	Min	-302.88	301.30	174.26	-212.06	1.01
465	274	SX67	SLU_ENV_NL	Min	-14917.08	-3297.69	315.36	-212.06	-90.94
465	274	SX80	SLU_ENV_NL	Min	-18716.25	-4778.27	259.19	-946.14	-90.94
466	275	SX80	SLU_ENV_NL	Max	-2070.92	-1106.05	1288.63	-2659.86	179.97
466	275	SX67	SLU_ENV_NL	Max	-3317.06	-634.75	4848.07	283.71	179.97
466	275	SX68	SLU_ENV_NL	Max	-50052.42	-14398.22	2771.44	283.71	134.79
466	275	SX81	SLU_ENV_NL	Max	-75536.06	-22536.45	1392.93	-2659.86	134.79
466	275	SX80	SLU_ENV_NL	Min	-27671.24	-7523.86	997.86	-6733.77	-132.46
466	275	SX67	SLU_ENV_NL	Min	-10722.09	-1980.10	-409.13	-8630.86	-132.46
466	275	SX68	SLU_ENV_NL	Min	-287714.33	-85609.94	-14.06	-8630.86	-234.69
466	275	SX81	SLU_ENV_NL	Min	-281493.21	-84556.18	-788.00	-6733.77	-234.69
467	276	SX81	SLU_ENV_NL	Max	104984.42	31113.56	633.39	3933.04	1470.07
467	276	SX68	SLU_ENV_NL	Max	105834.45	32728.25	1206.66	2349.02	1470.07
467	276	SX69	SLU_ENV_NL	Max	323690.52	97063.47	-161.24	2349.02	674.09



467	276	SX82	SLU_ENV_NL	Max	321877.26	95546.02	-970.38	3933.04	674.09
467	276	SX81	SLU_ENV_NL	Min	-354671.81	-106203.74	307.55	-3464.25	-686.62
467	276	SX68	SLU_ENV_NL	Min	-350434.16	-104586.17	1116.69	-20.93	-686.62
467	276	SX69	SLU_ENV_NL	Min	-267081.22	-79822.53	-481.94	-20.93	-1487.84
467	276	SX82	SLU_ENV_NL	Min	-271431.44	-82652.92	-1055.22	-3464.25	-1487.84
468	808	DX236	SLU_ENV_NL	Max	16839.97	6728.33	4345.16	1863.81	242.85
468	808	DX223	SLU_ENV_NL	Max	27170.04	6720.12	1836.27	5396.73	242.85
468	808	DX224	SLU_ENV_NL	Max	178341.43	54867.27	529.39	5396.73	-92.95
468	808	DX237	SLU_ENV_NL	Max	159367.29	46456.18	3038.28	1863.81	-92.95
468	808	DX236	SLU_ENV_NL	Min	-4507.99	-3103.09	63.51	824.54	86.61
468	808	DX223	SLU_ENV_NL	Min	3165.31	1856.13	564.00	2020.82	86.61
468	808	DX224	SLU_ENV_NL	Min	96872.75	27488.76	-972.70	2020.82	-287.42
468	808	DX237	SLU_ENV_NL	Min	80009.24	25577.26	-1473.19	824.54	-287.42
469	277	SX84	SLU_ENV_NL	Max	-2092.10	-232.53	62.61	2200.92	2049.97
469	277	SX71	SLU_ENV_NL	Max	-5705.09	-1285.11	142.43	2262.86	2049.97
469	277	SX72	SLU_ENV_NL	Max	59463.54	19805.11	329.32	2262.86	1410.09
469	277	SX85	SLU_ENV_NL	Max	59884.73	16236.33	-91.31	2200.92	1410.09
469	277	SX84	SLU_ENV_NL	Min	-57645.78	-18814.41	-641.80	-2511.89	-1442.51
469	277	SX71	SLU_ENV_NL	Min	-54328.28	-14273.33	-157.35	-1123.75	-1442.51
469	277	SX72	SLU_ENV_NL	Min	-29687.80	-9179.67	-11.49	-1123.75	-2046.81
469	277	SX85	SLU_ENV_NL	Min	-31589.10	-9442.11	-155.13	-2511.89	-2046.81
470	278	SX85	SLU_ENV_NL	Max	59884.24	16236.18	163.95	2457.66	1410.10
470	278	SX72	SLU_ENV_NL	Max	59463.44	19805.08	11.61	1123.78	1410.10
470	278	SX73	SLU_ENV_NL	Max	-8686.12	-2169.47	149.19	1123.78	2021.75
470	278	SX86	SLU_ENV_NL	Max	-5136.99	-1148.60	635.35	2457.66	2021.75
470	278	SX85	SLU_ENV_NL	Min	-29988.92	-8967.79	91.44	-2200.96	-2018.76
470	278	SX72	SLU_ENV_NL	Min	-28092.76	-8695.43	-322.21	-2251.56	-2018.76
470	278	SX73	SLU_ENV_NL	Min	-54328.21	-14273.29	-142.56	-2251.56	-1442.52
470	278	SX86	SLU_ENV_NL	Min	-57646.16	-18814.52	-62.73	-2200.96	-1442.52
471	809	DX222	SLU_ENV_NL	Max	-10.80	1113.32	3004.11	392.87	30.19
471	809	DX209	SLU_ENV_NL	Max	1007.27	2218.78	2812.71	649.13	30.19
471	809	DX210	SLU_ENV_NL	Max	23595.94	5665.71	2681.53	649.13	-8.27
471	809	DX223	SLU_ENV_NL	Max	23863.84	8818.18	2872.93	392.87	-8.27
471	809	DX222	SLU_ENV_NL	Min	-990.19	-1315.86	1242.59	-37.31	1.33
471	809	DX209	SLU_ENV_NL	Min	-1176.57	-2311.23	-1590.50	140.46	1.33
471	809	DX210	SLU_ENV_NL	Min	3633.90	3046.27	-1621.48	140.46	-25.35
471	809	DX223	SLU_ENV_NL	Min	1198.90	-625.70	1211.61	-37.31	-25.35
472	279	SX88	SLU_ENV_NL	Max	321877.98	95546.22	1055.14	3404.95	674.07
472	279	SX75	SLU_ENV_NL	Max	323690.92	97063.58	481.82	-12.73	674.07
472	279	SX76	SLU_ENV_NL	Max	98657.45	30580.49	-1119.45	-12.73	1459.12
472	279	SX89	SLU_ENV_NL	Max	97820.49	28973.99	-286.84	3404.95	1459.12
472	279	SX88	SLU_ENV_NL	Min	-268592.27	-81817.71	979.32	-3933.02	-1476.77
472	279	SX75	SLU_ENV_NL	Min	-264273.52	-79008.88	146.71	-2349.05	-1476.77
472	279	SX76	SLU_ENV_NL	Min	-350435.44	-104586.51	-1206.57	-2349.05	-686.60
472	279	SX89	SLU_ENV_NL	Min	-354672.71	-106203.98	-633.26	-3933.02	-686.60
473	280	SX129	SLU_ENV_NL	Max	-2791.75	-920.82	1245.62	7771.50	-18.01
473	280	SX142	SLU_ENV_NL	Max	-3669.88	-1689.10	1188.39	6036.27	-18.01
473	280	SX141	SLU_ENV_NL	Max	-41954.13	-13105.83	1127.69	6036.27	129.29
473	280	SX128	SLU_ENV_NL	Max	-42486.61	-12014.03	1184.92	7771.50	129.29
473	280	SX129	SLU_ENV_NL	Min	-9765.69	-2222.47	343.45	919.53	-131.13
473	280	SX142	SLU_ENV_NL	Min	-9965.48	-3530.57	-762.40	743.53	-131.13
473	280	SX141	SLU_ENV_NL	Min	-270592.93	-81425.50	-866.03	743.53	8.41
473	280	SX128	SLU_ENV_NL	Min	-273128.93	-81734.05	239.82	919.53	8.41
474	281	SX143	SLU_ENV_NL	Max	1726.32	786.17	875.89	303.06	-6.57
474	281	SX156	SLU_ENV_NL	Max	604.19	83.77	1688.33	238.41	-6.57
474	281	SX155	SLU_ENV_NL	Max	-8864.03	-2068.94	1557.41	238.41	1.13
474	281	SX142	SLU_ENV_NL	Max	-5294.89	-1239.03	744.97	303.06	1.13
474	281	SX143	SLU_ENV_NL	Min	-97.92	615.14	266.42	209.90	-8.57
474	281	SX156	SLU_ENV_NL	Min	-1370.60	-359.96	-172.17	163.13	-8.57
474	281	SX155	SLU_ENV_NL	Min	-9776.53	-3629.90	186.05	163.13	0.45
474	281	SX142	SLU_ENV_NL	Min	-10785.58	-2744.77	624.64	209.90	0.45
475	282	SX142	SLU_ENV_NL	Max	-5973.74	-1469.06	1158.82	7574.85	-13.54
475	282	SX155	SLU_ENV_NL	Max	2.79	617.48	1720.02	5659.30	-13.54
475	282	SX154	SLU_ENV_NL	Max	-40757.75	-12899.80	1025.66	5659.30	157.34
475	282	SX141	SLU_ENV_NL	Max	-41402.61	-11921.38	1050.87	7574.85	157.34
475	282	SX142	SLU_ENV_NL	Min	-9841.99	-2465.00	-817.33	875.00	-130.14
475	282	SX155	SLU_ENV_NL	Min	-9206.26	-3455.52	1133.61	747.00	-130.14
475	282	SX154	SLU_ENV_NL	Min	-252988.45	-75710.24	630.80	747.00	5.67
475	282	SX141	SLU_ENV_NL	Min	-267922.89	-80424.96	-1906.55	875.00	5.67
476	283	SX66	SLU_ENV_NL	Max	-553.07	-504.43	6155.08	-219.11	41.76
476	283	SX53	SLU_ENV_NL	Max	3547.67	242.78	573.21	29.85	41.76
476	283	SX54	SLU_ENV_NL	Max	-7153.42	-2447.21	-135.93	29.85	-1.01
476	283	SX67	SLU_ENV_NL	Max	-10171.40	-3233.40	5445.93	-219.11	-1.01
476	283	SX66	SLU_ENV_NL	Min	-1837.14	-3043.69	308.41	-600.56	-5.12
476	283	SX53	SLU_ENV_NL	Min	981.02	-1242.46	-416.36	-244.92	-5.12
476	283	SX54	SLU_ENV_NL	Min	-8487.97	-3293.53	-585.30	-244.92	-58.65
476	283	SX67	SLU_ENV_NL	Min	-14611.13	-5714.54	139.47	-600.56	-58.65
477	284	SX67	SLU_ENV_NL	Max	-1072.55	-486.66	4814.90	-1659.28	96.45
477	284	SX54	SLU_ENV_NL	Max	3436.55	-84.11	825.58	93.89	96.45
477	284	SX55	SLU_ENV_NL	Max	-22034.97	-6931.72	1946.66	93.89	110.54
477	284	SX68	SLU_ENV_NL	Max	-46996.19	-14660.44	2681.98	-1659.28	110.54



Autorità Portuale di Taranto
Interventi per il dragaggio di 2,3 M m³ di sedimenti in area Molo Polisettoriale e per la realizzazione di un primo lotto della cassa di colmata funzionale all'ampliamento del V Sporgente del Porto di Taranto

Allegati alla relazione di calcolo strutturale allineamento "BC"

Data 05/2016
Rev. B
c.d.c.: C296A
514B

477	284	SX67	SLU_ENV_NL	Min	-15024.23	-5870.90	-1325.59	-7279.37	-85.57
477	284	SX54	SLU_ENV_NL	Min	-9134.56	-2658.27	515.38	-8671.53	-85.57
477	284	SX55	SLU_ENV_NL	Min	-305021.80	-91695.84	-1617.54	-8671.53	-150.51
477	284	SX68	SLU_ENV_NL	Min	-290518.68	-87624.15	-204.51	-7279.37	-150.51
478	285	SX68	SLU_ENV_NL	Max	104380.87	30639.11	1202.39	3920.05	1078.80
478	285	SX55	SLU_ENV_NL	Max	106183.80	31872.44	581.77	2334.20	1078.80
478	285	SX56	SLU_ENV_NL	Max	323525.10	97773.41	-850.33	2334.20	678.32
478	285	SX69	SLU_ENV_NL	Max	323236.17	97168.86	186.69	3920.05	678.32
478	285	SX68	SLU_ENV_NL	Min	-350233.11	-105535.92	978.65	-2982.86	-683.97
478	285	SX55	SLU_ENV_NL	Min	-347701.27	-104727.21	-58.38	-454.70	-683.97
478	285	SX56	SLU_ENV_NL	Min	-262242.00	-77616.39	-998.89	-454.70	-1092.97
478	285	SX69	SLU_ENV_NL	Min	-266285.96	-79927.78	-378.26	-2982.86	-1092.97
479	810	DX223	SLU_ENV_NL	Max	26977.12	9736.73	1612.54	3217.22	99.44
479	810	DX210	SLU_ENV_NL	Max	18085.98	4028.15	4010.29	4707.17	99.44
479	810	DX211	SLU_ENV_NL	Max	186970.53	57509.25	3848.76	4707.17	-38.69
479	810	DX224	SLU_ENV_NL	Max	180492.57	52628.94	1451.01	3217.22	-38.69
479	810	DX223	SLU_ENV_NL	Min	-566.96	-1175.97	-403.04	1181.04	75.15
479	810	DX210	SLU_ENV_NL	Min	-2021.34	1370.21	-29.07	1939.52	75.15
479	810	DX211	SLU_ENV_NL	Min	91685.11	26025.57	722.99	1939.52	-124.19
479	810	DX224	SLU_ENV_NL	Min	99101.10	31256.88	349.02	1181.04	-124.19
480	286	SX71	SLU_ENV_NL	Max	-7552.87	-2922.41	8.75	1377.51	1977.99
480	286	SX58	SLU_ENV_NL	Max	-11165.91	-3664.27	-104.63	2221.87	1977.99
480	286	SX59	SLU_ENV_NL	Max	57479.93	18630.29	-81.18	2221.87	725.45
480	286	SX72	SLU_ENV_NL	Max	57580.25	15934.70	354.21	1377.51	725.45
480	286	SX71	SLU_ENV_NL	Min	-54663.19	-17796.89	-199.49	-2387.41	-749.08
480	286	SX58	SLU_ENV_NL	Min	-52862.74	-14580.88	-715.43	-341.03	-749.08
480	286	SX59	SLU_ENV_NL	Min	-26210.24	-7818.08	-161.73	-341.03	-1976.82
480	286	SX72	SLU_ENV_NL	Min	-28057.86	-8268.51	32.19	-2387.41	-1976.82
481	287	SX72	SLU_ENV_NL	Max	57580.13	15934.66	-32.25	2341.49	725.44
481	287	SX59	SLU_ENV_NL	Max	57479.62	18630.20	175.82	341.03	725.44
481	287	SX60	SLU_ENV_NL	Max	-14064.66	-4530.91	705.05	341.03	1956.52
481	287	SX73	SLU_ENV_NL	Max	-10521.50	-3819.68	185.89	2341.49	1956.52
481	287	SX72	SLU_ENV_NL	Min	-26484.03	-7800.72	-343.35	-1377.53	-1955.53
481	287	SX59	SLU_ENV_NL	Min	-24618.79	-7336.29	81.14	-2218.01	-1955.53
481	287	SX60	SLU_ENV_NL	Min	-52862.83	-14580.92	104.70	-2218.01	-749.07
481	287	SX73	SLU_ENV_NL	Min	-54663.12	-17796.88	-8.70	-1377.53	-749.07
482	811	DX209	SLU_ENV_NL	Max	-362.76	442.24	2752.03	465.42	21.32
482	811	DX196	SLU_ENV_NL	Max	300.52	1153.90	4536.82	636.89	21.32
482	811	DX197	SLU_ENV_NL	Max	25814.26	5492.34	4542.77	636.89	-4.41
482	811	DX210	SLU_ENV_NL	Max	24500.61	7846.66	2757.98	465.42	-4.41
482	811	DX209	SLU_ENV_NL	Min	-600.92	-1575.73	-1480.13	-53.24	8.78
482	811	DX196	SLU_ENV_NL	Min	-546.77	-2276.86	-848.93	186.93	8.78
482	811	DX197	SLU_ENV_NL	Min	3537.02	1783.65	-1015.57	186.93	-27.26
482	811	DX210	SLU_ENV_NL	Min	2642.16	-1031.77	-1646.77	-53.24	-27.26
483	288	SX75	SLU_ENV_NL	Max	323236.56	97168.98	380.45	2915.31	678.35
483	288	SX62	SLU_ENV_NL	Max	323526.13	97773.73	1031.85	429.51	678.35
483	288	SX63	SLU_ENV_NL	Max	99077.22	29727.61	58.19	429.51	1060.57
483	288	SX76	SLU_ENV_NL	Max	97208.68	28476.99	-978.88	2915.31	1060.57
483	288	SX75	SLU_ENV_NL	Min	-263470.83	-79058.95	-186.51	-3920.09	-1074.81
483	288	SX62	SLU_ENV_NL	Min	-259396.88	-76749.43	850.55	-2334.18	-1074.81
483	288	SX63	SLU_ENV_NL	Min	-347701.85	-104727.42	-578.86	-2334.18	-684.00
483	288	SX76	SLU_ENV_NL	Min	-350234.41	-105536.34	-1230.26	-3920.09	-684.00
484	289	SX156	SLU_ENV_NL	Max	1102.46	1479.30	1571.27	279.58	4.19
484	289	SX169	SLU_ENV_NL	Max	2602.40	555.19	1889.39	258.37	4.19
484	289	SX168	SLU_ENV_NL	Max	-4329.23	-1852.11	1968.00	258.37	6.24
484	289	SX155	SLU_ENV_NL	Max	-9130.52	-1654.89	1649.89	279.58	6.24
484	289	SX156	SLU_ENV_NL	Min	-1639.76	-664.61	222.13	192.66	-9.19
484	289	SX169	SLU_ENV_NL	Min	85.16	-355.80	1883.64	179.03	-9.19
484	289	SX168	SLU_ENV_NL	Min	-10613.32	-3617.53	1404.49	179.03	-6.00
484	289	SX155	SLU_ENV_NL	Min	-9170.44	-3239.11	-257.02	192.66	-6.00
485	290	SX155	SLU_ENV_NL	Max	-3836.19	-1535.84	1137.92	7714.43	-5.87
485	290	SX168	SLU_ENV_NL	Max	-1597.69	-984.22	2495.01	4744.66	-5.87
485	290	SX167	SLU_ENV_NL	Max	-38217.85	-12154.21	2253.94	4744.66	229.94
485	290	SX154	SLU_ENV_NL	Max	-40148.37	-11211.60	896.85	7714.43	229.94
485	290	SX155	SLU_ENV_NL	Min	-8733.28	-1687.26	1032.00	816.86	-215.75
485	290	SX168	SLU_ENV_NL	Min	-7074.73	-2555.83	80.87	790.91	-215.75
485	290	SX167	SLU_ENV_NL	Min	-240528.44	-72356.20	-515.61	790.91	-1.98
485	290	SX154	SLU_ENV_NL	Min	-249688.20	-75201.27	435.53	816.86	-1.98
486	291	SX53	SLU_ENV_NL	Max	3718.46	577.77	-77.03	140.12	-64.47
486	291	SX40	SLU_ENV_NL	Max	4595.83	1574.92	315.79	-679.79	-64.47
486	291	SX41	SLU_ENV_NL	Max	-8636.06	-2537.41	126.24	-679.79	72.35
486	291	SX54	SLU_ENV_NL	Max	-7198.23	-2765.04	551.90	140.12	72.35
486	291	SX53	SLU_ENV_NL	Min	1577.61	-1210.22	-401.93	99.02	-67.98
486	291	SX40	SLU_ENV_NL	Min	-140.39	-1325.81	-7687.33	-740.87	-67.98
486	291	SX41	SLU_ENV_NL	Min	-13934.55	-3882.24	-7058.39	-740.87	59.57
486	291	SX54	SLU_ENV_NL	Min	-9079.41	-2905.83	-591.48	99.02	59.57
487	292	SX54	SLU_ENV_NL	Max	3821.66	442.80	836.78	235.71	214.05
487	292	SX41	SLU_ENV_NL	Max	-9807.14	-2686.69	-1222.56	-1857.32	214.05
487	292	SX42	SLU_ENV_NL	Max	-43311.90	-12035.14	-1559.62	-1857.32	164.43
487	292	SX55	SLU_ENV_NL	Max	-22180.31	-6659.41	499.72	235.71	164.43
487	292	SX54	SLU_ENV_NL	Min	-10438.57	-3204.93	-1378.72	-9375.25	-130.41



487	292	SX41	SLU_ENV_NL	Min	-13061.01	-3832.75	-5145.15	-6269.01	-130.41
487	292	SX42	SLU_ENV_NL	Min	-294013.20	-87650.68	-3400.13	-6269.01	-223.53
487	292	SX55	SLU_ENV_NL	Min	-303567.47	-90648.09	366.29	-9375.25	-223.53
488	293	SX55	SLU_ENV_NL	Max	105755.84	32002.57	-1047.67	4114.16	421.43
488	293	SX42	SLU_ENV_NL	Max	103126.64	31637.60	-145.68	2101.09	421.43
488	293	SX43	SLU_ENV_NL	Max	316107.12	94779.72	1966.17	2101.09	868.18
488	293	SX56	SLU_ENV_NL	Max	322438.29	95921.32	1384.60	4114.16	868.18
488	293	SX55	SLU_ENV_NL	Min	-346914.28	-103874.53	-1832.20	-2201.61	-861.11
488	293	SX42	SLU_ENV_NL	Min	-350850.75	-104501.86	-1250.63	-1220.71	-861.11
488	293	SX43	SLU_ENV_NL	Min	-264571.61	-79263.79	1447.30	-1220.71	-421.20
488	293	SX56	SLU_ENV_NL	Min	-262361.42	-79571.12	545.31	-2201.61	-421.20
489	812	DX210	SLU_ENV_NL	Max	17927.31	5869.02	5220.62	2486.16	245.59
489	812	DX197	SLU_ENV_NL	Max	27774.65	6086.11	2076.03	6128.30	245.59
489	812	DX198	SLU_ENV_NL	Max	213502.87	65401.17	194.15	6128.30	-42.06
489	812	DX211	SLU_ENV_NL	Max	189190.48	55384.90	3338.75	2486.16	-42.06
489	812	DX210	SLU_ENV_NL	Min	-6430.45	-3802.63	1127.52	1394.37	36.94
489	812	DX197	SLU_ENV_NL	Min	6847.56	2825.89	-3760.90	1920.66	36.94
489	812	DX198	SLU_ENV_NL	Min	107078.66	30783.57	-5090.66	1920.66	-301.07
489	812	DX211	SLU_ENV_NL	Min	93427.59	29464.09	-202.24	1394.37	-301.07
490	294	SX58	SLU_ENV_NL	Max	-12650.82	-3661.65	-450.70	-28.35	2415.42
490	294	SX45	SLU_ENV_NL	Max	-17368.06	-4650.23	-428.39	2773.86	2415.42
490	294	SX46	SLU_ENV_NL	Max	57295.81	18307.91	296.69	2773.86	-475.50
490	294	SX59	SLU_ENV_NL	Max	56664.94	16187.06	23.30	-28.35	-475.50
490	294	SX58	SLU_ENV_NL	Min	-53483.67	-16924.02	-928.93	-2853.97	459.24
490	294	SX45	SLU_ENV_NL	Min	-54332.83	-14978.68	-560.49	1061.07	459.24
490	294	SX46	SLU_ENV_NL	Min	-22630.21	-6913.61	45.61	1061.07	-2413.31
490	294	SX59	SLU_ENV_NL	Min	-24591.48	-7374.52	-71.75	-2853.97	-2413.31
491	295	SX59	SLU_ENV_NL	Max	56664.64	16186.97	75.83	2815.64	-475.51
491	295	SX46	SLU_ENV_NL	Max	57295.61	18307.85	-45.59	-1061.10	-475.51
491	295	SX47	SLU_ENV_NL	Max	-20224.21	-5499.73	556.83	-1061.10	2400.22
491	295	SX60	SLU_ENV_NL	Max	-15537.49	-4527.93	926.90	2815.64	2400.22
491	295	SX59	SLU_ENV_NL	Min	-23015.64	-6904.88	-23.27	28.37	-2398.20
491	295	SX46	SLU_ENV_NL	Min	-21060.02	-6439.44	-294.24	-2776.93	-2398.20
491	295	SX47	SLU_ENV_NL	Min	-54332.88	-14978.68	428.37	-2776.93	459.25
491	295	SX60	SLU_ENV_NL	Min	-53483.76	-16924.04	450.69	28.37	459.25
492	813	DX196	SLU_ENV_NL	Max	1188.72	3815.78	4576.92	572.65	7.22
492	813	DX183	SLU_ENV_NL	Max	1290.72	1874.98	2477.01	554.73	7.22
492	813	DX184	SLU_ENV_NL	Max	27468.73	8674.15	2415.47	554.73	9.91
492	813	DX197	SLU_ENV_NL	Max	27643.88	11283.39	4515.38	572.65	9.91
492	813	DX196	SLU_ENV_NL	Min	-731.83	-1473.09	-827.19	-24.34	5.68
492	813	DX183	SLU_ENV_NL	Min	685.85	1285.03	1515.03	202.16	5.68
492	813	DX184	SLU_ENV_NL	Min	4969.30	3575.35	1430.39	202.16	-28.31
492	813	DX197	SLU_ENV_NL	Min	3286.16	133.31	-911.83	-24.34	-28.31
493	296	SX62	SLU_ENV_NL	Max	322439.31	95921.63	-525.88	2125.90	868.17
493	296	SX49	SLU_ENV_NL	Max	316107.15	94779.72	-1450.12	1204.48	868.17
493	296	SX50	SLU_ENV_NL	Max	96083.03	29546.20	1250.92	1204.48	395.79
493	296	SX63	SLU_ENV_NL	Max	98667.82	29874.29	1832.52	2125.90	395.79
493	296	SX62	SLU_ENV_NL	Min	-259543.04	-78747.97	-1384.88	-4114.16	-395.73
493	296	SX49	SLU_ENV_NL	Min	-261753.65	-78433.58	-1966.48	-2101.11	-395.73
493	296	SX50	SLU_ENV_NL	Min	-350852.30	-104502.30	132.67	-2101.11	-861.10
493	296	SX63	SLU_ENV_NL	Min	-346914.82	-103874.66	1056.91	-4114.16	-861.10
494	297	SX169	SLU_ENV_NL	Max	3100.95	1762.08	1875.52	177.27	17.75
494	297	SX182	SLU_ENV_NL	Max	-101.72	-581.84	1496.45	395.96	17.75
494	297	SX181	SLU_ENV_NL	Max	-11403.77	-3412.21	2152.97	395.96	-15.07
494	297	SX168	SLU_ENV_NL	Max	-4036.47	-421.30	1979.47	177.27	-15.07
494	297	SX169	SLU_ENV_NL	Min	22.14	-1022.54	1322.96	96.69	5.34
494	297	SX182	SLU_ENV_NL	Min	-2552.24	-737.06	-975.79	314.23	5.34
494	297	SX181	SLU_ENV_NL	Min	-11608.58	-3473.60	-909.00	314.23	-27.30
494	297	SX168	SLU_ENV_NL	Min	-10775.42	-3701.19	1942.31	96.69	-27.30
495	298	SX168	SLU_ENV_NL	Max	-3068.85	-112.68	1842.80	5870.55	51.18
495	298	SX181	SLU_ENV_NL	Max	22367.64	6700.88	3451.27	6175.12	51.18
495	298	SX180	SLU_ENV_NL	Max	-49309.40	-14251.64	643.74	6175.12	5.47
495	298	SX167	SLU_ENV_NL	Max	-38441.24	-11464.57	2840.48	5870.55	5.47
495	298	SX168	SLU_ENV_NL	Min	-6609.74	-2440.15	764.16	520.59	41.17
495	298	SX181	SLU_ENV_NL	Min	-14430.28	-4331.45	-832.73	1193.90	41.17
495	298	SX180	SLU_ENV_NL	Min	-210972.09	-63773.67	164.95	1193.90	-59.88
495	298	SX167	SLU_ENV_NL	Min	-238426.20	-71124.15	-2043.38	520.59	-59.88
496	299	SX40	SLU_ENV_NL	Max	7069.23	2214.71	-631.32	891.59	-166.60
496	299	SX27	SLU_ENV_NL	Max	-2102.81	-854.86	-1502.52	-1566.01	-166.60
496	299	SX28	SLU_ENV_NL	Max	-25116.17	-7808.33	245.67	-1566.01	252.71
496	299	SX41	SLU_ENV_NL	Max	-11067.16	-3036.21	1116.87	891.59	252.71
496	299	SX40	SLU_ENV_NL	Min	1830.58	-897.16	-7763.94	560.08	-206.66
496	299	SX27	SLU_ENV_NL	Min	-4421.86	-2189.05	-7613.93	-1992.41	-206.66
496	299	SX28	SLU_ENV_NL	Min	-31565.98	-10144.74	-6872.29	-1992.41	172.05
496	299	SX41	SLU_ENV_NL	Min	-16533.38	-6403.77	-7022.29	560.08	172.05
497	300	SX41	SLU_ENV_NL	Max	-4780.70	-2768.16	-482.67	1259.61	854.07
497	300	SX28	SLU_ENV_NL	Max	-12974.47	-4439.97	2021.35	-117.12	854.07
497	300	SX29	SLU_ENV_NL	Max	-98350.00	-29628.97	-1275.95	-117.12	427.01
497	300	SX42	SLU_ENV_NL	Max	-49522.75	-15901.69	-2293.25	1259.61	427.01
497	300	SX41	SLU_ENV_NL	Min	-24687.33	-7249.58	-6280.48	-12769.07	-338.19
497	300	SX28	SLU_ENV_NL	Min	-36208.47	-11245.83	-7671.40	-4172.29	-338.19



Autorità Portuale di Taranto
Interventi per il dragaggio di 2,3 M m³ di sedimenti in area Molo Polisettoriale e per la realizzazione di un primo lotto della cassa di colmata funzionale all'ampliamento del V Sporgente del Porto di Taranto

Allegati alla relazione di calcolo strutturale allineamento "BC"

Data 05/2016
Rev. B
c.d.c.: C296A
514B



497	300	SX29	SLU_ENV_NL	Min	-227912.58	-69284.18	-3684.17	-4172.29	-928.21
497	300	SX42	SLU_ENV_NL	Min	-282620.30	-85011.91	-3779.97	-12769.07	-928.21
498	301	SX42	SLU_ENV_NL	Max	102632.49	30327.65	-2331.02	4058.21	56.21
498	301	SX29	SLU_ENV_NL	Max	93514.69	27380.28	-3035.15	2128.86	56.21
498	301	SX30	SLU_ENV_NL	Max	304401.51	91949.50	2838.92	2128.86	838.71
498	301	SX43	SLU_ENV_NL	Max	315517.27	94718.01	3633.08	4058.21	838.71
498	301	SX42	SLU_ENV_NL	Min	-350731.90	-106010.16	-2472.27	-1763.56	-818.66
498	301	SX29	SLU_ENV_NL	Min	-359600.89	-108258.51	-3535.45	-1656.79	-818.66
498	301	SX30	SLU_ENV_NL	Min	-274729.56	-81641.08	2569.90	-1656.79	-35.51
498	301	SX43	SLU_ENV_NL	Min	-264514.68	-79411.25	3543.05	-1763.56	-35.51
499	814	DX197	SLU_ENV_NL	Max	29158.13	11738.73	1914.63	4833.73	2.30
499	814	DX184	SLU_ENV_NL	Max	32871.37	10293.88	5072.12	4156.71	2.30
499	814	DX185	SLU_ENV_NL	Max	221454.24	67789.37	4430.45	4156.71	34.11
499	814	DX198	SLU_ENV_NL	Max	214397.16	62811.83	1272.96	4833.73	34.11
499	814	DX197	SLU_ENV_NL	Min	4478.40	498.99	-4014.43	1707.62	-67.50
499	814	DX184	SLU_ENV_NL	Min	11539.41	5538.38	4529.67	1671.12	-67.50
499	814	DX185	SLU_ENV_NL	Min	111519.90	32195.94	4076.53	1671.12	7.78
499	814	DX198	SLU_ENV_NL	Min	108289.28	33777.94	-4467.57	1707.62	7.78
500	302	SX45	SLU_ENV_NL	Max	-19762.35	-6984.95	-595.32	-855.36	2582.62
500	302	SX32	SLU_ENV_NL	Max	-24944.30	-7513.00	-675.22	3023.18	2582.62
500	302	SX33	SLU_ENV_NL	Max	58368.75	18063.82	26.33	3023.18	-1197.20
500	302	SX46	SLU_ENV_NL	Max	57343.51	16562.52	364.40	-855.36	-1197.20
500	302	SX45	SLU_ENV_NL	Min	-55690.69	-17600.51	-693.42	-2998.79	1187.69
500	302	SX32	SLU_ENV_NL	Min	-58129.22	-16722.34	-1166.77	1924.20	1187.69
500	302	SX33	SLU_ENV_NL	Min	-18683.81	-5463.23	-108.95	1924.20	-2584.29
500	302	SX46	SLU_ENV_NL	Min	-20785.05	-6409.29	106.23	-2998.79	-2584.29
501	303	SX46	SLU_ENV_NL	Max	57343.33	16562.47	-106.33	2968.26	-1197.22
501	303	SX33	SLU_ENV_NL	Max	58368.31	18063.68	109.42	-1924.24	-1197.22
501	303	SX34	SLU_ENV_NL	Max	-27788.92	-8365.97	1169.97	-1924.24	2573.97
501	303	SX47	SLU_ENV_NL	Max	-22613.83	-7844.71	693.35	2968.26	2573.97
501	303	SX46	SLU_ENV_NL	Min	-19224.98	-5943.06	-367.20	855.40	-2575.67
501	303	SX33	SLU_ENV_NL	Min	-17137.00	-4997.40	-26.41	-3033.64	-2575.67
501	303	SX34	SLU_ENV_NL	Min	-58129.70	-16722.50	675.33	-3033.64	1187.71
501	303	SX47	SLU_ENV_NL	Min	-55690.78	-17600.56	595.41	855.40	1187.71
502	815	DX183	SLU_ENV_NL	Max	1406.89	254.39	2470.93	874.07	-9.72
502	815	DX170	SLU_ENV_NL	Max	676.99	1481.57	1367.64	154.82	-9.72
502	815	DX171	SLU_ENV_NL	Max	20484.87	3852.06	1336.71	154.82	67.32
502	815	DX184	SLU_ENV_NL	Max	26934.03	8309.72	2440.00	874.07	67.32
502	815	DX183	SLU_ENV_NL	Min	-902.24	-2887.95	1325.46	65.41	-40.61
502	815	DX170	SLU_ENV_NL	Min	-2023.19	-3301.21	-764.85	130.13	-40.61
502	815	DX171	SLU_ENV_NL	Min	5240.18	3067.04	-333.31	130.13	-19.43
502	815	DX184	SLU_ENV_NL	Min	3663.65	-1307.53	1757.00	65.41	-19.43
503	304	SX49	SLU_ENV_NL	Max	315517.27	94718.00	-3591.28	1686.08	838.77
503	304	SX36	SLU_ENV_NL	Max	304402.58	91949.82	-2569.56	1642.78	838.77
503	304	SX37	SLU_ENV_NL	Max	86372.00	25240.42	3535.09	1642.78	28.98
503	304	SX50	SLU_ENV_NL	Max	95587.51	28178.16	2471.90	1686.08	28.98
503	304	SX49	SLU_ENV_NL	Min	-261705.97	-78558.32	-3632.75	-4058.29	-8.21
503	304	SX36	SLU_ENV_NL	Min	-272056.00	-80816.20	-2854.12	-2128.80	-8.21
503	304	SX37	SLU_ENV_NL	Min	-359601.16	-108258.63	3095.05	-2128.80	-818.72
503	304	SX50	SLU_ENV_NL	Min	-350733.44	-106010.63	2357.89	-4058.29	-818.72
504	305	SX182	SLU_ENV_NL	Max	817.98	1277.28	1634.21	96.25	36.90
504	305	SX195	SLU_ENV_NL	Max	1684.37	2681.44	-1449.52	368.08	36.90
504	305	SX194	SLU_ENV_NL	Max	-6305.98	879.34	-1732.73	368.08	1.46
504	305	SX181	SLU_ENV_NL	Max	-9638.00	-1528.23	1350.99	96.25	1.46
504	305	SX182	SLU_ENV_NL	Min	-2535.99	-3094.79	-897.06	52.12	6.42
504	305	SX195	SLU_ENV_NL	Min	-1669.94	-2796.32	-2556.51	288.30	6.42
504	305	SX194	SLU_ENV_NL	Min	-12894.30	-5839.37	-2369.98	288.30	-34.37
504	305	SX181	SLU_ENV_NL	Min	-10440.72	-4851.95	-710.53	52.12	-34.37
505	306	SX181	SLU_ENV_NL	Max	26917.90	6472.06	-519.14	301.07	697.88
505	306	SX194	SLU_ENV_NL	Max	-13943.54	-5974.72	1849.16	10104.61	697.88
505	306	SX193	SLU_ENV_NL	Max	-47038.70	-15707.55	10221.69	10104.61	-74.33
505	306	SX180	SLU_ENV_NL	Max	-41873.52	-10760.22	5869.42	301.07	-74.33
505	306	SX181	SLU_ENV_NL	Min	-10342.77	-1725.30	-2503.11	-47.39	43.03
505	306	SX194	SLU_ENV_NL	Min	-28764.74	-6168.50	-2543.78	1083.02	43.03
505	306	SX193	SLU_ENV_NL	Min	-286158.16	-83900.76	-2200.25	1083.02	-825.68
505	306	SX180	SLU_ENV_NL	Min	-185280.18	-58005.75	-175.60	-47.39	-825.68
506	307	SX27	SLU_ENV_NL	Max	1098.96	4110.29	-1123.11	-84.70	-50.53
506	307	SX14	SLU_ENV_NL	Max	-2462.35	3582.15	1705.03	-1031.39	-50.53
506	307	SX15	SLU_ENV_NL	Max	-32049.80	-7203.93	2244.44	-1031.39	134.14
506	307	SX28	SLU_ENV_NL	Max	-26291.32	-6018.11	-306.15	-84.70	134.14
506	307	SX27	SLU_ENV_NL	Min	-903.78	326.16	-7571.30	-353.80	-115.96
506	307	SX14	SLU_ENV_NL	Min	-5823.84	-1216.25	-36.66	-1654.93	-115.96
506	307	SX15	SLU_ENV_NL	Min	-44031.99	-12891.73	780.29	-1654.93	57.39
506	307	SX28	SLU_ENV_NL	Min	-34252.82	-9889.13	-7031.90	-353.80	57.39
507	308	SX28	SLU_ENV_NL	Max	-26750.52	-7182.50	926.33	-1260.03	431.27
507	308	SX15	SLU_ENV_NL	Max	-21713.50	-6134.08	1485.33	-1561.94	431.27
507	308	SX16	SLU_ENV_NL	Max	-113495.75	-33070.24	2250.44	-1561.94	119.98
507	308	SX29	SLU_ENV_NL	Max	-103305.85	-30477.72	-718.98	-1260.03	119.98
507	308	SX28	SLU_ENV_NL	Min	-30288.25	-7700.55	-6275.16	-7971.96	-105.47
507	308	SX15	SLU_ENV_NL	Min	-35308.38	-8216.18	-331.93	-2860.46	-105.47
507	308	SX16	SLU_ENV_NL	Min	-184977.98	-54829.86	-1977.23	-2860.46	-471.71



Autorità Portuale di Taranto
Interventi per il dragaggio di 2,3 M³ di sedimenti in area Molo Polisettoriale e per la realizzazione di un primo lotto della cassa di colmata funzionale all'ampliamento del V Sporgente del Porto di Taranto

Allegati alla relazione di calcolo strutturale allineamento "BC"

Data 05/2016
Rev. B
c.d.c.: C296A
514B



507	308	SX29	SLU_ENV_NL	Min	-213341.39	-63373.16	-5510.04	-7971.96	-471.71
508	309	SX29	SLU_ENV_NL	Max	94022.38	28766.73	-1842.41	3705.35	-188.35
508	309	SX16	SLU_ENV_NL	Max	89280.60	27516.96	-1015.00	2450.22	-188.35
508	309	SX17	SLU_ENV_NL	Max	297405.27	88930.57	2148.25	2450.22	545.25
508	309	SX30	SLU_ENV_NL	Max	303578.02	90709.61	1379.67	3705.35	545.25
508	309	SX29	SLU_ENV_NL	Min	-358765.42	-106978.70	-1994.55	-1494.28	-532.94
508	309	SX16	SLU_ENV_NL	Min	-363728.87	-108277.07	-1262.29	-1944.19	-532.94
508	309	SX17	SLU_ENV_NL	Min	-280776.61	-84132.97	2111.93	-1944.19	198.15
508	309	SX30	SLU_ENV_NL	Min	-275208.68	-82932.32	1320.84	-1494.28	198.15
509	816	DX184	SLU_ENV_NL	Max	34216.69	10527.67	3616.64	5513.06	-129.65
509	816	DX171	SLU_ENV_NL	Max	14005.36	1875.06	34.97	3020.28	-129.65
509	816	DX172	SLU_ENV_NL	Max	181268.02	56527.92	3324.85	3020.28	204.09
509	816	DX185	SLU_ENV_NL	Max	218430.16	63721.80	6906.51	5513.06	204.09
509	816	DX184	SLU_ENV_NL	Min	12051.17	1231.56	3252.86	2630.05	-170.07
509	816	DX171	SLU_ENV_NL	Min	-10841.25	-1780.23	-1862.57	456.49	-170.07
509	816	DX172	SLU_ENV_NL	Min	81418.07	23078.43	660.65	456.49	196.59
509	816	DX185	SLU_ENV_NL	Min	110938.44	34508.39	5776.09	2630.05	196.59
510	310	SX32	SLU_ENV_NL	Max	-26234.90	-7532.95	-395.01	-238.38	1194.73
510	310	SX19	SLU_ENV_NL	Max	-28654.36	-7724.81	-202.05	1442.42	1194.73
510	310	SX20	SLU_ENV_NL	Max	59314.72	17936.45	308.09	1442.42	-679.29
510	310	SX33	SLU_ENV_NL	Max	58933.89	17816.47	-23.76	-238.38	-679.29
510	310	SX32	SLU_ENV_NL	Min	-58997.62	-17485.82	-706.60	-1343.83	679.85
510	310	SX19	SLU_ENV_NL	Min	-60545.69	-17746.26	-278.19	1345.68	679.85
510	310	SX20	SLU_ENV_NL	Min	-16377.88	-4777.84	93.06	1345.68	-1195.90
510	310	SX33	SLU_ENV_NL	Min	-17338.84	-5262.07	-196.46	-1343.83	-1195.90
511	311	SX33	SLU_ENV_NL	Max	58933.48	17816.35	188.67	1319.99	-679.30
511	311	SX20	SLU_ENV_NL	Max	59313.97	17936.22	-93.18	-1345.71	-679.30
511	311	SX21	SLU_ENV_NL	Max	-31519.53	-8579.61	278.29	-1345.71	1191.79
511	311	SX34	SLU_ENV_NL	Max	-29074.74	-8382.43	716.24	1319.99	1191.79
511	311	SX33	SLU_ENV_NL	Min	-15796.94	-4800.14	23.66	238.40	-1192.90
511	311	SX20	SLU_ENV_NL	Min	-14867.52	-4324.10	-317.61	-1459.37	-1192.90
511	311	SX21	SLU_ENV_NL	Min	-60546.58	-17746.52	209.96	-1459.37	679.86
511	311	SX34	SLU_ENV_NL	Min	-58998.11	-17485.95	395.13	238.40	679.86
512	817	DX170	SLU_ENV_NL	Max	207.36	-118.73	1583.59	900.74	2.52
512	817	DX157	SLU_ENV_NL	Max	-669.15	-9.86	1038.94	303.54	2.52
512	817	DX158	SLU_ENV_NL	Max	21301.09	6539.42	1139.69	303.54	45.41
512	817	DX171	SLU_ENV_NL	Max	24141.35	6947.84	1684.34	900.74	45.41
512	817	DX170	SLU_ENV_NL	Min	-136.91	-259.54	-737.99	128.80	-44.21
512	817	DX157	SLU_ENV_NL	Min	-1273.37	-571.82	345.51	144.28	-44.21
512	817	DX158	SLU_ENV_NL	Min	4544.88	1099.49	569.81	144.28	0.19
512	817	DX171	SLU_ENV_NL	Min	5617.37	1464.99	-513.70	128.80	0.19
513	312	SX36	SLU_ENV_NL	Max	303579.08	90709.95	-1327.18	1434.54	545.22
513	312	SX23	SLU_ENV_NL	Max	297404.61	88930.37	-2112.44	1913.11	545.22
513	312	SX24	SLU_ENV_NL	Max	82082.72	25391.90	1262.82	1913.11	-200.62
513	312	SX37	SLU_ENV_NL	Max	86895.93	26641.73	1995.08	1434.54	-200.62
513	312	SX36	SLU_ENV_NL	Min	-272563.03	-82161.18	-1380.19	-3705.32	210.48
513	312	SX23	SLU_ENV_NL	Min	-278220.13	-83378.42	-2188.01	-2450.26	210.48
513	312	SX24	SLU_ENV_NL	Min	-363730.90	-108277.68	1026.64	-2450.26	-532.91
513	312	SX37	SLU_ENV_NL	Min	-358765.66	-106978.74	1887.47	-3705.32	-532.91
514	313	SX195	SLU_ENV_NL	Max	910.41	1250.60	-1644.57	275.24	10.84
514	313	SX208	SLU_ENV_NL	Max	1435.36	2981.67	7410.08	204.91	10.84
514	313	SX207	SLU_ENV_NL	Max	-8356.87	-1710.76	7503.03	204.91	10.07
514	313	SX194	SLU_ENV_NL	Max	-8100.77	-2333.99	-1551.63	275.24	10.07
514	313	SX195	SLU_ENV_NL	Min	-353.10	-263.21	-2406.34	198.81	-12.76
514	313	SX208	SLU_ENV_NL	Min	150.54	-1104.74	-1809.37	203.90	-12.76
514	313	SX207	SLU_ENV_NL	Min	-10676.48	-4470.72	-1989.34	203.90	-2.21
514	313	SX194	SLU_ENV_NL	Min	-11945.45	-4738.52	-2586.32	198.81	-2.21
515	314	SX194	SLU_ENV_NL	Max	-12581.03	-2529.27	4815.34	3799.60	339.10
515	314	SX207	SLU_ENV_NL	Max	-12088.49	-4889.71	1147.59	8296.47	339.10
515	314	SX206	SLU_ENV_NL	Max	-45401.18	-14889.95	2109.33	8296.47	13.39
515	314	SX193	SLU_ENV_NL	Max	-46406.21	-12696.76	5777.08	3799.60	13.39
515	314	SX194	SLU_ENV_NL	Min	-21319.43	-8646.24	-2363.00	858.73	-28.57
515	314	SX207	SLU_ENV_NL	Min	-22110.42	-5894.71	-2232.40	579.16	-28.57
515	314	SX206	SLU_ENV_NL	Min	-311896.76	-92046.16	-2397.57	579.16	-335.77
515	314	SX193	SLU_ENV_NL	Min	-296322.71	-90293.34	-2528.17	858.73	-335.77
519	818	DX171	SLU_ENV_NL	Max	21425.25	6170.56	2806.85	5858.64	-35.80
519	818	DX158	SLU_ENV_NL	Max	17106.91	5243.63	1045.34	5534.80	-35.80
519	818	DX159	SLU_ENV_NL	Max	222676.12	66952.01	1783.42	5534.80	142.66
519	818	DX172	SLU_ENV_NL	Max	212000.04	63871.04	1764.64	5858.64	142.66
519	818	DX171	SLU_ENV_NL	Min	-8900.10	-2881.08	-993.44	2709.16	-128.95
519	818	DX158	SLU_ENV_NL	Min	202.76	-212.31	73.41	899.57	-128.95
519	818	DX159	SLU_ENV_NL	Min	84735.05	25099.30	-968.80	899.57	12.80
519	818	DX172	SLU_ENV_NL	Min	94230.04	27597.55	-255.37	2709.16	12.80
522	819	DX157	SLU_ENV_NL	Max	-606.26	767.70	1151.93	584.23	1.67
522	819	DX144	SLU_ENV_NL	Max	641.23	1174.15	1938.71	509.04	1.67
522	819	DX145	SLU_ENV_NL	Max	20311.56	5502.26	1932.10	509.04	11.07
522	819	DX158	SLU_ENV_NL	Max	20991.37	6953.15	1039.42	584.23	11.07
522	819	DX157	SLU_ENV_NL	Min	-666.94	-305.32	496.50	88.96	-0.22
522	819	DX144	SLU_ENV_NL	Min	-624.62	-494.09	1174.16	192.15	-0.22
522	819	DX145	SLU_ENV_NL	Min	6230.72	2845.77	1061.65	192.15	-13.81
522	819	DX158	SLU_ENV_NL	Min	4680.18	1291.35	489.89	88.96	-13.81



Autorità Portuale di Taranto
Interventi per il dragaggio di 2,3 M m³ di sedimenti in area Molo Polisettoriale e per la realizzazione di un primo lotto della cassa di colmata funzionale all'ampliamento del V Sporgente del Porto di Taranto

Allegati alla relazione di calcolo strutturale allineamento "BC"

Data 05/2016
Rev. B
c.d.c.: C296A
514B



524	315	SX208	SLU_ENV_NL	Max	858.47	1735.14	7297.59	304.78	3.80
524	315	SX221	SLU_ENV_NL	Max	-623.38	473.37	1752.18	183.62	3.80
524	315	SX220	SLU_ENV_NL	Max	-10241.66	-1430.74	2042.17	183.62	9.53
524	315	SX207	SLU_ENV_NL	Max	-8853.47	-1502.48	7587.58	304.78	9.53
524	315	SX208	SLU_ENV_NL	Min	63.87	-1676.16	-1927.78	221.80	-23.39
524	315	SX221	SLU_ENV_NL	Min	-1301.95	-1389.03	-1450.54	126.11	-23.39
524	315	SX220	SLU_ENV_NL	Min	-11314.34	-4365.90	-1433.95	126.11	3.43
524	315	SX207	SLU_ENV_NL	Min	-9641.98	-3279.92	-1911.19	221.80	3.43
525	316	SX207	SLU_ENV_NL	Max	-11771.10	-2148.93	2887.33	8604.45	-47.59
525	316	SX220	SLU_ENV_NL	Max	7978.35	4419.40	6767.06	3435.53	-47.59
525	316	SX219	SLU_ENV_NL	Max	-35134.64	-11965.15	2731.51	3435.53	436.37
525	316	SX206	SLU_ENV_NL	Max	-44006.71	-11924.55	-1148.22	8604.45	436.37
525	316	SX207	SLU_ENV_NL	Min	-23005.68	-7587.92	-1996.44	951.90	-339.36
525	316	SX220	SLU_ENV_NL	Min	-6819.61	-3331.57	-1314.35	344.91	-339.36
525	316	SX219	SLU_ENV_NL	Min	-264768.28	-78015.15	-2133.30	344.91	43.51
525	316	SX206	SLU_ENV_NL	Min	-312429.37	-95112.52	-2815.39	951.90	43.51
526	317	SX221	SLU_ENV_NL	Max	121.75	1890.82	2097.32	301.07	14.28
526	317	SX234	SLU_ENV_NL	Max	3037.77	2319.62	3783.31	202.23	14.28
526	317	SX233	SLU_ENV_NL	Max	-6825.90	-969.25	3313.55	202.23	18.64
526	317	SX220	SLU_ENV_NL	Max	-9007.79	-1049.12	1627.56	301.07	18.64
526	317	SX221	SLU_ENV_NL	Min	-2254.64	-2546.11	-1364.71	231.28	-26.12
526	317	SX234	SLU_ENV_NL	Min	444.68	-764.06	-298.81	62.50	-26.12
526	317	SX233	SLU_ENV_NL	Min	-7401.47	-3326.58	-495.44	62.50	9.68
526	317	SX220	SLU_ENV_NL	Min	-12632.32	-5980.18	-1561.34	231.28	9.68
527	318	SX220	SLU_ENV_NL	Max	2795.36	-370.73	3705.38	6111.70	-66.50
527	318	SX233	SLU_ENV_NL	Max	-8626.24	-2133.57	1291.61	5093.26	-66.50
527	318	SX232	SLU_ENV_NL	Max	-33068.61	-11275.22	2494.09	5093.26	76.96
527	318	SX219	SLU_ENV_NL	Max	-33369.76	-8650.42	4907.86	6111.70	76.96
527	318	SX220	SLU_ENV_NL	Min	-6701.81	-1366.89	-1753.56	924.55	-75.88
527	318	SX233	SLU_ENV_NL	Min	-10757.00	-3680.61	-318.74	170.08	-75.88
527	318	SX232	SLU_ENV_NL	Min	-269164.69	-79115.26	-327.67	170.08	46.72
527	318	SX219	SLU_ENV_NL	Min	-261978.42	-80205.93	-1762.49	924.55	46.72
529	319	DX16	SLU_ENV_NL	Max	393054.67	117997.34	1401.02	1548.68	457.83
529	319	SX16	SLU_ENV_NL	Max	362471.05	108852.87	-145.85	1548.68	629.96
529	319	SX29	SLU_ENV_NL	Max	358367.16	107398.59	831.74	2623.97	629.96
529	319	DX29	SLU_ENV_NL	Max	389306.88	116711.12	2378.62	2623.97	457.83
529	319	DX16	SLU_ENV_NL	Min	-252688.87	-75920.82	335.73	-1907.29	-638.88
529	319	SX16	SLU_ENV_NL	Min	-285072.14	-85605.15	-1091.81	-1907.29	-466.64
529	319	SX29	SLU_ENV_NL	Min	-289814.39	-86860.80	-1924.11	-2690.74	-466.64
529	319	DX29	SLU_ENV_NL	Min	-258157.69	-77333.14	-496.57	-2690.74	-638.88
530	320	DX29	SLU_ENV_NL	Max	389708.33	117091.84	6294.91	852.15	1013.22
530	320	SX29	SLU_ENV_NL	Max	358937.11	107940.15	562.18	852.15	1461.47
530	320	SX42	SLU_ENV_NL	Max	357880.76	107105.21	850.23	3343.58	1461.47
530	320	DX42	SLU_ENV_NL	Max	388048.01	116235.06	6582.95	3343.58	1013.22
530	320	DX29	SLU_ENV_NL	Min	-258730.13	-77883.01	771.18	-1441.77	-1478.42
530	320	SX29	SLU_ENV_NL	Min	-290218.22	-87249.44	-4733.08	-1441.77	-1029.09
530	320	SX42	SLU_ENV_NL	Min	-294075.49	-88038.68	-4658.25	-3172.53	-1029.09
530	320	DX42	SLU_ENV_NL	Min	-262948.98	-78620.73	846.01	-3172.53	-1478.42
531	321	DX42	SLU_ENV_NL	Max	388547.22	116709.32	4690.94	886.22	818.38
531	321	SX42	SLU_ENV_NL	Max	358671.90	107858.52	2894.75	886.22	1446.06
531	321	SX55	SLU_ENV_NL	Max	356703.29	106754.04	1823.09	3341.52	1446.06
531	321	DX55	SLU_ENV_NL	Max	385451.30	115490.24	3619.29	3341.52	818.38
531	321	DX42	SLU_ENV_NL	Min	-263742.24	-79381.12	-1238.69	-1620.48	-1451.20
531	321	SX42	SLU_ENV_NL	Min	-294576.97	-88520.47	-1407.50	-1620.48	-826.01
531	321	SX55	SLU_ENV_NL	Min	-299441.80	-89685.16	-83.27	-3014.03	-826.01
531	321	DX55	SLU_ENV_NL	Min	-268827.48	-80389.79	85.54	-3014.03	-1451.20
532	322	DX55	SLU_ENV_NL	Max	385768.29	115792.61	2402.65	1108.88	348.11
532	322	SX55	SLU_ENV_NL	Max	357422.98	107441.44	2407.46	1108.88	1204.86
532	322	SX68	SLU_ENV_NL	Max	361285.54	108171.12	2492.22	3147.94	1204.86
532	322	DX68	SLU_ENV_NL	Max	388403.89	116459.05	1565.34	3147.94	348.11
532	322	DX55	SLU_ENV_NL	Min	-269547.31	-81077.68	243.13	-2030.12	-1201.23
532	322	SX55	SLU_ENV_NL	Min	-299759.19	-89988.87	1258.64	-2030.12	-344.67
532	322	SX68	SLU_ENV_NL	Min	-297868.82	-89299.53	1570.15	-2617.21	-344.67
532	322	DX68	SLU_ENV_NL	Min	-268273.01	-80268.42	1476.71	-2617.21	-1201.23
533	323	DX68	SLU_ENV_NL	Max	388563.56	116612.67	1396.16	1148.74	243.17
533	323	SX68	SLU_ENV_NL	Max	361930.33	108787.84	3514.26	1148.74	1172.60
533	323	SX81	SLU_ENV_NL	Max	362718.18	108606.72	4171.35	3134.12	1172.60
533	323	DX81	SLU_ENV_NL	Max	388759.07	116584.12	2053.25	3134.12	243.17
533	323	DX68	SLU_ENV_NL	Min	-268917.22	-80883.19	1326.93	-2123.37	-1170.14
533	323	SX68	SLU_ENV_NL	Min	-298027.57	-89450.11	2984.98	-2123.37	-237.13
533	323	SX81	SLU_ENV_NL	Min	-298348.72	-89462.78	3381.95	-2530.40	-237.13
533	323	DX81	SLU_ENV_NL	Min	-270649.50	-80986.83	1723.90	-2530.40	-1170.14
534	324	DX81	SLU_ENV_NL	Max	388992.13	116806.94	5952.54	1036.05	615.91
534	324	SX81	SLU_ENV_NL	Max	363394.78	109253.68	3176.23	1036.05	1321.64
534	324	SX94	SLU_ENV_NL	Max	366759.51	109792.61	3482.96	3274.14	1321.64
534	324	DX94	SLU_ENV_NL	Max	389475.89	116733.47	6414.97	3274.14	615.91
534	324	DX81	SLU_ENV_NL	Min	-271325.64	-81632.25	2487.66	-1807.67	-1319.30
534	324	SX81	SLU_ENV_NL	Min	-298581.64	-89685.14	2924.13	-1807.67	-620.53
534	324	SX94	SLU_ENV_NL	Min	-299427.94	-89717.73	3386.57	-2855.50	-620.53
534	324	DX94	SLU_ENV_NL	Min	-270801.82	-81005.98	2794.40	-2855.50	-1319.30
535	325	DX94	SLU_ENV_NL	Max	389905.74	117142.89	6233.20	854.23	964.22



Autorità Portuale di Taranto
Interventi per il dragaggio di 2,3 M³ di sedimenti in area Molo Polisettoriale e per la realizzazione di un primo lotto della cassa di colmata funzionale all'ampliamento del V Sporgente del Porto di Taranto

Allegati alla relazione di calcolo strutturale allineamento "BC"

Data 05/2016
Rev. B
c.d.c.: C296A
514B



535	325	SX94	SLU_ENV_NL	Max	367539.75	110538.32	3845.81	854.23	1553.67
535	325	SX107	SLU_ENV_NL	Max	368418.38	110249.12	3882.21	3487.47	1553.67
535	325	DX107	SLU_ENV_NL	Max	388035.30	116239.42	5878.04	3487.47	964.22
535	325	DX94	SLU_ENV_NL	Min	-271581.83	-81750.91	2179.99	-1520.51	-1553.55
535	325	SX94	SLU_ENV_NL	Min	-299858.83	-90130.64	3684.24	-1520.51	-970.44
535	325	SX107	SLU_ENV_NL	Min	-303810.42	-90970.14	3490.65	-3160.05	-970.44
535	325	DX107	SLU_ENV_NL	Min	-274045.69	-81937.35	2377.96	-3160.05	-1553.55
536	326	DX107	SLU_ENV_NL	Max	388628.13	116804.80	5808.16	652.98	1217.03
536	326	SX107	SLU_ENV_NL	Max	369332.29	111122.57	3533.24	652.98	1814.20
536	326	SX120	SLU_ENV_NL	Max	373036.91	111588.19	3175.41	3725.65	1814.20
536	326	DX120	SLU_ENV_NL	Max	389424.36	116610.95	5277.92	3725.65	1217.03
536	326	DX107	SLU_ENV_NL	Min	-274959.33	-82809.91	2134.00	-1319.83	-1811.55
536	326	SX107	SLU_ENV_NL	Min	-304404.08	-91538.31	3127.99	-1319.83	-1219.53
536	326	SX120	SLU_ENV_NL	Min	-306228.90	-91651.58	3003.00	-3384.71	-1219.53
536	326	DX120	SLU_ENV_NL	Min	-275155.00	-82224.39	2181.42	-3384.71	-1811.55
537	327	DX120	SLU_ENV_NL	Max	390192.80	117344.29	4901.49	324.54	1611.71
537	327	SX120	SLU_ENV_NL	Max	374133.43	112635.98	3353.30	324.54	2226.07
537	327	SX133	SLU_ENV_NL	Max	375499.20	112253.81	3293.00	4098.39	2226.07
537	327	DX133	SLU_ENV_NL	Max	389999.58	116713.42	4841.19	4098.39	1611.71
537	327	DX120	SLU_ENV_NL	Min	-276251.36	-83271.65	1237.83	-999.99	-2227.07
537	327	SX120	SLU_ENV_NL	Min	-306998.02	-92387.20	2801.75	-999.99	-1616.31
537	327	SX133	SLU_ENV_NL	Min	-310663.69	-92911.31	2298.19	-3735.60	-1616.31
537	327	DX133	SLU_ENV_NL	Min	-279675.92	-83506.54	734.27	-3735.60	-2227.07
538	328	DX133	SLU_ENV_NL	Max	390985.18	117654.14	5804.70	-21.22	2016.81
538	328	SX133	SLU_ENV_NL	Max	376827.25	113522.56	3398.35	-21.22	2666.52
538	328	SX146	SLU_ENV_NL	Max	380927.98	113804.01	2300.99	4497.81	2666.52
538	328	DX146	SLU_ENV_NL	Max	392130.76	117280.65	4707.35	4497.81	2016.81
538	328	DX133	SLU_ENV_NL	Min	-281004.01	-84775.42	-121.28	-677.10	-2665.93
538	328	SX133	SLU_ENV_NL	Min	-311650.07	-93854.60	669.43	-677.10	-2020.24
538	328	SX146	SLU_ENV_NL	Min	-314847.21	-94094.58	1073.03	-4098.33	-2020.24
538	328	DX146	SLU_ENV_NL	Min	-282639.50	-84317.63	282.31	-4098.33	-2665.93
539	329	DX146	SLU_ENV_NL	Max	393453.46	118543.32	4326.75	5.93	2853.33
539	329	SX146	SLU_ENV_NL	Max	382612.21	115412.65	2951.84	5.93	3537.18
539	329	SX159	SLU_ENV_NL	Max	384060.13	114589.05	5030.84	5271.79	3537.18
539	329	DX159	SLU_ENV_NL	Max	394463.07	117831.64	6405.75	5271.79	2853.33
539	329	DX146	SLU_ENV_NL	Min	-284324.09	-85927.50	-982.15	-727.15	-3541.57
539	329	SX146	SLU_ENV_NL	Min	-316170.76	-95360.09	454.91	-727.15	-2858.75
539	329	SX159	SLU_ENV_NL	Min	-321305.74	-95882.86	-2191.11	-4834.82	-2858.75
539	329	DX159	SLU_ENV_NL	Min	-290490.92	-86517.01	-3628.18	-4834.82	-3541.57
540	330	DX159	SLU_ENV_NL	Max	395933.01	119234.75	2721.71	-273.52	2558.62
540	330	SX159	SLU_ENV_NL	Max	385945.10	116389.42	1333.23	-273.52	3405.90
540	330	SX172	SLU_ENV_NL	Max	391809.42	116936.94	8047.93	5196.78	3405.90
540	330	DX172	SLU_ENV_NL	Max	397124.99	118682.65	10786.98	5196.78	2558.62
540	330	DX159	SLU_ENV_NL	Min	-292376.32	-88318.79	-489.87	-575.97	-3405.94
540	330	SX159	SLU_ENV_NL	Min	-322776.73	-97289.46	-17.34	-575.97	-2564.08
540	330	SX172	SLU_ENV_NL	Min	-327095.34	-97672.16	-7152.97	-4614.79	-2564.08
540	330	DX172	SLU_ENV_NL	Min	-293839.63	-87545.99	-8976.07	-4614.79	-3405.94
541	331	DX172	SLU_ENV_NL	Max	327752.23	96419.08	27488.08	10689.88	10751.19
541	331	SX172	SLU_ENV_NL	Max	324087.49	95730.41	22020.92	10689.88	13741.09
541	331	SX185	SLU_ENV_NL	Max	293400.63	89516.03	27125.30	10006.57	13741.09
541	331	DX185	SLU_ENV_NL	Max	305858.02	93663.99	32592.46	10006.57	10751.19
541	331	DX172	SLU_ENV_NL	Min	-244108.36	-71744.09	-14949.89	-13291.56	-13750.70
541	331	SX172	SLU_ENV_NL	Min	-270842.65	-79348.79	-30903.21	-13291.56	-10778.90
541	331	SX185	SLU_ENV_NL	Min	-259145.01	-79647.51	-36431.06	-7555.96	-10778.90
541	331	DX185	SLU_ENV_NL	Min	-248487.89	-76034.78	-20477.74	-7555.96	-13750.70
542	332	DX185	SLU_ENV_NL	Max	300057.72	88437.85	27194.87	9174.18	9083.22
542	332	SX185	SLU_ENV_NL	Max	288818.94	85384.79	25682.17	9174.18	11393.87
542	332	SX198	SLU_ENV_NL	Max	273150.03	83205.90	23635.85	8133.17	11393.87
542	332	DX198	SLU_ENV_NL	Max	285663.64	87278.56	25148.55	8133.17	9083.22
542	332	DX185	SLU_ENV_NL	Min	-243909.47	-71914.43	-23874.73	-11179.23	-11394.76
542	332	SX185	SLU_ENV_NL	Min	-253345.64	-74424.46	-28250.58	-11179.23	-9092.47
542	332	SX198	SLU_ENV_NL	Min	-239894.59	-73547.61	-26560.52	-6228.95	-9092.47
542	332	DX198	SLU_ENV_NL	Min	-237369.75	-72469.34	-22184.67	-6228.95	-11394.76
543	333	DX198	SLU_ENV_NL	Max	280912.64	82998.86	24321.86	7959.39	7750.91
543	333	SX198	SLU_ENV_NL	Max	269265.59	79706.19	24586.82	7959.39	9200.62
543	333	SX211	SLU_ENV_NL	Max	263680.74	80177.71	22831.96	6371.23	9200.62
543	333	DX211	SLU_ENV_NL	Max	271820.33	82821.03	22567.00	6371.23	7750.91
543	333	DX198	SLU_ENV_NL	Min	-233485.77	-68971.12	-25549.09	-9221.56	-9198.88
543	333	SX198	SLU_ENV_NL	Min	-235143.51	-69267.66	-24080.63	-9221.56	-7746.71
543	333	SX211	SLU_ENV_NL	Min	-221753.73	-67801.52	-22641.54	-5174.18	-7746.71
543	333	DX211	SLU_ENV_NL	Min	-220134.30	-67114.90	-24110.00	-5174.18	-9198.88
544	334	DX211	SLU_ENV_NL	Max	267878.23	79269.70	24090.31	7171.47	6896.02
544	334	SX211	SLU_ENV_NL	Max	260300.71	77132.26	21620.50	7171.47	7885.53
544	334	SX224	SLU_ENV_NL	Max	245850.53	74713.11	20588.54	5340.31	7885.53
544	334	DX224	SLU_ENV_NL	Max	256110.12	77926.81	23058.35	5340.31	6896.02
544	334	DX211	SLU_ENV_NL	Min	-216754.82	-64071.27	-21805.79	-8028.23	-7889.34
544	334	SX211	SLU_ENV_NL	Min	-217811.82	-64250.79	-26622.05	-8028.23	-6906.39
544	334	SX224	SLU_ENV_NL	Min	-210304.83	-64184.20	-25903.53	-4525.49	-6906.39
544	334	DX224	SLU_ENV_NL	Min	-214340.01	-65257.18	-21087.28	-4525.49	-7889.34
545	335	DX224	SLU_ENV_NL	Max	252784.80	74930.75	21932.44	6383.48	6043.60
545	335	SX224	SLU_ENV_NL	Max	242863.60	72021.24	21165.78	6383.48	6525.01



Autorità Portuale di Taranto
Interventi per il dragaggio di 2,3 M³ di sedimenti in area Molo Polisettoriale e per la realizzazione di un primo lotto della cassa di colmata funzionale all'ampliamento del V Sporgente del Porto di Taranto

Allegati alla relazione di calcolo strutturale allineamento "BC"

Data 05/2016
Rev. B
c.d.c.: C296A
514B

545	335	SX237	SLU_ENV_NL	Max	236666.40	71837.76	20066.70	4254.75	6525.01
545	335	DX237	SLU_ENV_NL	Max	245147.62	74448.97	20833.35	4254.75	6043.60
545	335	DX224	SLU_ENV_NL	Min	-211354.06	-62568.57	-23458.07	-6805.69	-6526.32
545	335	SX224	SLU_ENV_NL	Min	-206979.96	-61189.65	-23685.47	-6805.69	-6044.33
545	335	SX237	SLU_ENV_NL	Min	-198669.90	-60505.31	-22866.66	-3860.54	-6044.33
545	335	DX237	SLU_ENV_NL	Min	-202781.17	-61672.00	-22639.26	-3860.54	-6526.32
546	336	DX237	SLU_ENV_NL	Max	242326.20	71906.88	21493.87	5845.81	5470.05
546	336	SX237	SLU_ENV_NL	Max	234008.80	69442.79	19384.01	5845.81	5701.61
546	336	SX250	SLU_ENV_NL	Max	223276.09	67742.67	18451.79	3615.95	5701.61
546	336	DX250	SLU_ENV_NL	Max	233882.77	70955.81	20561.65	3615.95	5470.05
546	336	DX237	SLU_ENV_NL	Min	-200124.34	-59279.63	-21226.31	-6050.66	-5705.00
546	336	SX237	SLU_ENV_NL	Min	-195848.89	-57964.60	-25180.97	-6050.66	-5478.17
546	336	SX250	SLU_ENV_NL	Min	-190354.75	-57896.50	-24469.63	-3432.34	-5478.17
546	336	DX250	SLU_ENV_NL	Min	-197479.57	-60001.54	-20514.97	-3432.34	-5705.00
547	337	DX250	SLU_ENV_NL	Max	231489.05	68798.94	19445.91	5152.21	4710.17
547	337	SX250	SLU_ENV_NL	Max	220925.38	65623.68	18689.76	5152.21	4670.69
547	337	SX263	SLU_ENV_NL	Max	213577.50	64727.18	17120.12	2790.94	4670.69
547	337	DX263	SLU_ENV_NL	Max	226320.30	68543.86	17876.28	2790.94	4710.17
547	337	DX250	SLU_ENV_NL	Min	-195130.05	-57886.48	-21204.62	-5127.04	-4672.53
547	337	SX250	SLU_ENV_NL	Min	-187961.49	-55741.17	-23417.38	-5127.04	-4715.40
547	337	SX263	SLU_ENV_NL	Min	-181713.89	-55161.45	-21933.41	-2835.56	-4715.40
547	337	DX263	SLU_ENV_NL	Min	-190960.95	-57940.81	-19720.65	-2835.56	-4672.53
548	338	DX263	SLU_ENV_NL	Max	224404.12	66817.47	16128.63	4341.28	3797.03
548	338	SX263	SLU_ENV_NL	Max	211611.95	62954.60	15363.93	4341.28	3633.58
548	338	SX276	SLU_ENV_NL	Max	200188.30	60585.48	14775.31	1950.98	3633.58
548	338	DX276	SLU_ENV_NL	Max	220482.16	66648.42	15540.01	1950.98	3797.03
548	338	DX263	SLU_ENV_NL	Min	-188997.02	-56173.66	-15993.64	-4208.14	-3634.19
548	338	SX263	SLU_ENV_NL	Min	-179797.93	-53435.77	-22298.09	-4208.14	-3810.26
548	338	SX276	SLU_ENV_NL	Min	-174839.50	-52955.45	-21614.40	-2105.58	-3810.26
548	338	DX276	SLU_ENV_NL	Min	-191125.43	-57863.08	-15309.95	-2105.58	-3634.19
549	339	DX276	SLU_ENV_NL	Max	175055.75	52162.92	17549.08	4089.81	4011.25
549	339	SX276	SLU_ENV_NL	Max	157713.53	46924.95	15730.57	4089.81	3653.22
549	339	SX289	SLU_ENV_NL	Max	148033.99	44799.31	15329.84	2400.98	3653.22
549	339	DX289	SLU_ENV_NL	Max	167856.45	50710.74	17148.35	2400.98	4011.25
549	339	DX276	SLU_ENV_NL	Min	-152509.41	-45365.50	-17866.33	-3793.60	-3656.39
549	339	SX276	SLU_ENV_NL	Min	-138574.95	-41219.48	-21853.30	-3793.60	-4018.37
549	339	SX289	SLU_ENV_NL	Min	-135125.49	-40890.65	-21144.18	-2714.95	-4018.37
549	339	DX289	SLU_ENV_NL	Min	-150491.27	-45534.70	-17157.21	-2714.95	-3656.39
550	340	DX289	SLU_ENV_NL	Max	166583.57	49684.11	15756.84	3617.75	3494.45
550	340	SX289	SLU_ENV_NL	Max	146598.72	43641.67	13739.49	3617.75	3003.50
550	340	SX302	SLU_ENV_NL	Max	141825.40	42885.56	12442.46	1877.99	3003.50
550	340	DX302	SLU_ENV_NL	Max	159806.37	48232.87	14459.81	1877.99	3494.45
550	340	DX289	SLU_ENV_NL	Min	-149056.61	-44379.10	-16971.67	-3215.29	-3006.57
550	340	SX289	SLU_ENV_NL	Min	-133853.13	-39865.75	-17435.45	-3215.29	-3494.71
550	340	SX302	SLU_ENV_NL	Min	-131874.75	-39852.62	-15667.93	-2305.27	-3494.71
550	340	DX302	SLU_ENV_NL	Min	-143648.01	-43432.28	-15204.15	-2305.27	-3006.57
551	341	DX302	SLU_ENV_NL	Max	158796.94	47418.68	12902.55	3054.71	2862.17
551	341	SX302	SLU_ENV_NL	Max	140610.91	41906.80	11611.56	3054.71	2275.14
551	341	SX315	SLU_ENV_NL	Max	138430.99	41805.77	10437.27	1282.35	2275.14
551	341	DX315	SLU_ENV_NL	Max	154159.02	46468.11	11728.26	1282.35	2862.17
551	341	DX302	SLU_ENV_NL	Min	-142433.41	-42453.14	-14266.73	-2575.78	-2277.46
551	341	SX302	SLU_ENV_NL	Min	-130865.77	-39039.91	-13457.09	-2575.78	-2860.52
551	341	SX315	SLU_ENV_NL	Min	-128871.39	-38881.23	-11890.32	-1795.02	-2860.52
551	341	DX315	SLU_ENV_NL	Min	-136276.43	-41159.82	-12699.95	-1795.02	-2277.46
552	342	DX315	SLU_ENV_NL	Max	153371.45	45832.87	10830.83	2644.14	2402.88
552	342	SX315	SLU_ENV_NL	Max	137425.18	40995.28	9446.19	2644.14	1843.33
552	342	SX328	SLU_ENV_NL	Max	134661.67	40630.77	8449.08	933.34	1843.33
552	342	DX328	SLU_ENV_NL	Max	149082.68	44903.37	9833.72	933.34	2402.88
552	342	DX315	SLU_ENV_NL	Min	-135270.45	-40348.75	-10940.25	-2192.54	-1845.21
552	342	SX315	SLU_ENV_NL	Min	-128084.16	-38247.15	-10970.96	-2192.54	-2402.45
552	342	SX328	SLU_ENV_NL	Min	-126999.41	-38277.92	-9577.67	-1428.18	-2402.45
552	342	DX328	SLU_ENV_NL	Min	-131033.49	-39542.43	-9546.96	-1428.18	-1845.21
553	343	DX328	SLU_ENV_NL	Max	148473.38	44411.65	9209.76	2143.25	1833.47
553	343	SX328	SLU_ENV_NL	Max	133852.51	39978.84	7132.35	2143.25	1341.01
553	343	SX341	SLU_ENV_NL	Max	133384.09	40192.13	6044.29	521.79	1341.01
553	343	DX341	SLU_ENV_NL	Max	144052.43	43346.10	8121.70	521.79	1833.47
553	343	DX328	SLU_ENV_NL	Min	-130224.11	-38889.78	-8740.60	-1754.51	-1345.03
553	343	SX328	SLU_ENV_NL	Min	-126390.59	-37787.82	-7568.14	-1754.51	-1831.27
553	343	SX341	SLU_ENV_NL	Min	-126898.49	-38198.91	-6234.63	-962.47	-1831.27
553	343	DX341	SLU_ENV_NL	Min	-125353.68	-37783.56	-7407.09	-962.47	-1345.03
554	344	DX341	SLU_ENV_NL	Max	143599.59	42979.93	8258.37	1742.18	1375.24
554	344	SX341	SLU_ENV_NL	Max	132771.35	39698.57	3972.69	1742.18	1020.73
554	344	SX354	SLU_ENV_NL	Max	131498.41	39582.36	2464.10	261.53	1020.73
554	344	DX354	SLU_ENV_NL	Max	135553.57	40766.02	6749.78	261.53	1375.24
554	344	DX341	SLU_ENV_NL	Min	-124740.69	-37289.16	-5708.60	-1474.60	-1027.91
554	344	SX341	SLU_ENV_NL	Min	-126446.58	-37835.83	-5530.05	-1474.60	-1374.42
554	344	SX354	SLU_ENV_NL	Min	-131508.12	-39550.58	-4427.31	-588.04	-1374.42
554	344	DX354	SLU_ENV_NL	Min	-122007.89	-36735.41	-4605.87	-588.04	-1027.91
555	345	DX354	SLU_ENV_NL	Max	135275.10	40541.62	199.95	1346.45	920.02
555	345	SX354	SLU_ENV_NL	Max	131060.17	39229.40	4624.05	1346.45	436.87
555	345	SX367	SLU_ENV_NL	Max	131188.10	39445.08	3305.68	-211.37	436.87



Autorità Portuale di Taranto
Interventi per il dragaggio di 2,3 M³ di sedimenti in area Molo Polisettoriale e per la realizzazione di un primo lotto della cassa di colmata funzionale all'ampliamento del V Sporgente del Porto di Taranto

Allegati alla relazione di calcolo strutturale allineamento "BC"

Data 05/2016
Rev. B
c.d.c.: C296A
514B



555	345	DX367	SLU_ENV_NL	Max	141537.89	42502.28	-1118.43	-211.37	920.02
555	345	DX354	SLU_ENV_NL	Min	-121569.44	-36381.73	-3956.75	-967.45	-429.19
555	345	SX354	SLU_ENV_NL	Min	-131229.62	-39326.05	-2980.01	-967.45	-918.21
555	345	SX367	SLU_ENV_NL	Min	-123705.15	-37154.38	-2074.54	-233.50	-918.21
555	345	DX367	SLU_ENV_NL	Min	-118763.55	-35718.17	-3051.28	-233.50	-429.19
556	346	DX367	SLU_ENV_NL	Max	141406.42	42397.52	-315.64	1060.93	590.26
556	346	SX367	SLU_ENV_NL	Max	130899.93	39213.14	1578.69	1060.93	259.40
556	346	SX380	SLU_ENV_NL	Max	131151.67	39402.34	1238.16	61.62	259.40
556	346	DX380	SLU_ENV_NL	Max	143700.25	43134.48	-656.17	61.62	590.26
556	346	DX367	SLU_ENV_NL	Min	-118475.13	-35485.36	-2116.01	-815.78	-255.49
556	346	SX367	SLU_ENV_NL	Min	-123572.73	-37046.43	-1597.94	-815.78	-588.92
556	346	SX380	SLU_ENV_NL	Min	-120528.80	-36184.03	-990.75	-379.44	-588.92
556	346	DX380	SLU_ENV_NL	Min	-116505.54	-35008.84	-1508.82	-379.44	-255.49
557	347	SX234	SLU_ENV_NL	Max	2302.12	1290.49	3269.89	308.59	7.43
557	347	SX247	SLU_ENV_NL	Max	-1269.19	1601.98	3652.19	242.85	7.43
557	347	SX246	SLU_ENV_NL	Max	-7235.18	-1885.38	4212.28	242.85	14.83
557	347	SX233	SLU_ENV_NL	Max	-6305.32	-753.34	3829.99	308.59	14.83
557	347	SX234	SLU_ENV_NL	Min	736.86	-170.31	-442.79	212.36	-36.49
557	347	SX247	SLU_ENV_NL	Min	-1426.37	-2144.03	-790.63	-33.36	-36.49
557	347	SX246	SLU_ENV_NL	Min	-12715.16	-3815.04	-724.44	-33.36	2.86
557	347	SX233	SLU_ENV_NL	Min	-7506.68	-3200.78	-376.61	212.36	2.86
558	820	DX158	SLU_ENV_NL	Max	18758.11	6286.62	1354.23	4507.05	192.41
558	820	DX145	SLU_ENV_NL	Max	16188.91	4262.01	1755.64	7256.35	192.41
558	820	DX146	SLU_ENV_NL	Max	234954.88	71175.51	1380.99	7256.35	28.04
558	820	DX159	SLU_ENV_NL	Max	224180.15	66702.90	1685.32	4507.05	28.04
558	820	DX158	SLU_ENV_NL	Min	-1494.16	-606.19	325.49	1765.98	-9.57
558	820	DX145	SLU_ENV_NL	Min	2859.00	1879.49	1049.90	1515.36	-9.57
558	820	DX146	SLU_ENV_NL	Min	79044.76	23167.78	1002.79	1515.36	-220.24
558	820	DX159	SLU_ENV_NL	Min	83595.17	25760.72	-427.37	1765.98	-220.24
559	821	DX144	SLU_ENV_NL	Max	-216.01	-579.04	1969.88	548.83	0.95
559	821	DX131	SLU_ENV_NL	Max	-291.99	286.95	783.18	525.71	0.95
559	821	DX132	SLU_ENV_NL	Max	20171.99	5587.35	844.42	525.71	3.64
559	821	DX145	SLU_ENV_NL	Max	20414.17	6089.28	1971.18	548.83	3.64
559	821	DX144	SLU_ENV_NL	Min	-576.61	-1260.10	1100.08	103.86	0.17
559	821	DX131	SLU_ENV_NL	Min	-642.62	-1030.37	22.78	199.42	0.17
559	821	DX132	SLU_ENV_NL	Min	5618.46	2123.08	24.08	199.42	-13.38
559	821	DX145	SLU_ENV_NL	Min	5672.82	562.88	1161.32	103.86	-13.38
560	822	DX145	SLU_ENV_NL	Max	16620.38	4954.66	2237.66	5455.73	97.47
560	822	DX132	SLU_ENV_NL	Max	21023.32	5839.24	450.49	6979.66	97.47
560	822	DX133	SLU_ENV_NL	Max	249833.36	75765.87	-54.25	6979.66	3.05
560	822	DX146	SLU_ENV_NL	Max	237500.35	70492.48	1372.97	5455.73	3.05
560	822	DX145	SLU_ENV_NL	Min	-883.11	-1426.26	1562.93	1656.09	-10.66
560	822	DX132	SLU_ENV_NL	Min	4295.86	1748.66	-163.03	1564.77	-10.66
560	822	DX133	SLU_ENV_NL	Min	83947.55	24901.47	-1027.72	1564.77	-131.26
560	822	DX146	SLU_ENV_NL	Min	79035.50	23882.50	1058.19	1656.09	-131.26
561	823	DX131	SLU_ENV_NL	Max	-219.70	121.82	881.14	575.99	-0.35
561	823	DX118	SLU_ENV_NL	Max	700.52	983.32	838.48	470.94	-0.35
561	823	DX119	SLU_ENV_NL	Max	20219.77	5950.11	721.52	470.94	8.88
561	823	DX132	SLU_ENV_NL	Max	20291.62	6243.70	764.18	575.99	8.88
561	823	DX131	SLU_ENV_NL	Min	-623.25	-451.05	71.20	124.08	-6.88
561	823	DX118	SLU_ENV_NL	Min	8.099E-02	-83.01	197.71	197.96	-6.88
561	823	DX119	SLU_ENV_NL	Min	7096.02	2907.79	180.56	197.96	-11.44
561	823	DX132	SLU_ENV_NL	Min	5509.94	1395.14	54.05	124.08	-11.44
562	824	DX132	SLU_ENV_NL	Max	21530.33	6620.40	61.19	5418.61	154.25
562	824	DX119	SLU_ENV_NL	Max	17172.19	5030.75	1416.82	7587.43	154.25
562	824	DX120	SLU_ENV_NL	Max	257794.79	77818.82	1107.48	7587.43	32.69
562	824	DX133	SLU_ENV_NL	Max	251974.47	74914.14	613.55	5418.61	32.69
562	824	DX132	SLU_ENV_NL	Min	1413.59	129.88	49.99	1741.93	-17.67
562	824	DX119	SLU_ENV_NL	Min	2228.41	1483.86	151.09	1406.41	-17.67
562	824	DX120	SLU_ENV_NL	Min	77441.90	23081.48	703.45	1406.41	-171.28
562	824	DX133	SLU_ENV_NL	Min	83777.91	25244.88	-259.35	1741.93	-171.28
563	825	DX118	SLU_ENV_NL	Max	138.05	-489.95	761.88	596.29	-8.04
563	825	DX105	SLU_ENV_NL	Max	157.91	711.05	1247.76	406.15	-8.04
563	825	DX106	SLU_ENV_NL	Max	18031.03	5418.59	1319.49	406.15	14.77
563	825	DX119	SLU_ENV_NL	Max	19936.83	5653.27	833.62	596.29	14.77
563	825	DX118	SLU_ENV_NL	Min	71.89	-793.83	143.52	174.82	-13.76
563	825	DX105	SLU_ENV_NL	Min	-1104.26	-508.01	-840.71	144.76	-13.76
563	825	DX106	SLU_ENV_NL	Min	6166.44	2420.11	-667.23	144.76	-3.53
563	825	DX119	SLU_ENV_NL	Min	6562.91	1032.97	317.00	174.82	-3.53
564	826	DX119	SLU_ENV_NL	Max	17752.78	5010.58	2190.63	6099.66	85.01
564	826	DX106	SLU_ENV_NL	Max	17289.39	5183.58	22.02	7461.73	85.01
564	826	DX107	SLU_ENV_NL	Max	272284.42	82581.07	-688.89	7461.73	42.51
564	826	DX120	SLU_ENV_NL	Max	259932.02	77371.17	1269.78	6099.66	42.51
564	826	DX119	SLU_ENV_NL	Min	-851.00	-1209.08	470.24	1786.41	-42.47
564	826	DX106	SLU_ENV_NL	Min	5328.66	2186.66	-807.68	1220.21	-42.47
564	826	DX107	SLU_ENV_NL	Min	75223.09	22783.29	-898.83	1220.21	-119.43
564	826	DX120	SLU_ENV_NL	Min	76821.02	22967.35	589.03	1786.41	-119.43
565	827	DX105	SLU_ENV_NL	Max	-40.19	174.14	1295.61	557.84	-14.91
565	827	DX92	SLU_ENV_NL	Max	892.91	758.73	762.39	384.48	-14.91
565	827	DX93	SLU_ENV_NL	Max	18635.85	5863.11	666.16	384.48	20.24
565	827	DX106	SLU_ENV_NL	Max	17807.51	5433.93	1303.59	557.84	20.24



Autorità Portuale di Taranto
Interventi per il dragaggio di 2,3 M m³ di sedimenti in area Molo Polisettoriale e per la realizzazione di un primo lotto della cassa di colmata funzionale all'ampliamento del V Sporgente del Porto di Taranto

Allegati alla relazione di calcolo strutturale allineamento "BC"

Data 05/2016
Rev. B
c.d.c.: C296A
514B



565	827	DX105	SLU_ENV_NL	Min	-671.50	-769.17	-674.46	299.10	-31.03
565	827	DX92	SLU_ENV_NL	Min	453.52	698.59	-105.26	-42.58	-31.03
565	827	DX93	SLU_ENV_NL	Min	5284.93	2348.56	-97.28	-42.58	11.10
565	827	DX106	SLU_ENV_NL	Min	5547.84	1177.98	-770.69	299.10	11.10
566	828	DX106	SLU_ENV_NL	Max	18078.25	5524.59	-33.23	6196.27	119.23
566	828	DX93	SLU_ENV_NL	Max	15642.41	4955.64	1228.45	7823.50	119.23
566	828	DX94	SLU_ENV_NL	Max	273649.81	82554.35	1481.17	7823.50	41.75
566	828	DX107	SLU_ENV_NL	Max	273833.59	81275.00	219.48	6196.27	41.75
566	828	DX106	SLU_ENV_NL	Min	2834.21	341.79	-820.26	1670.43	-34.54
566	828	DX93	SLU_ENV_NL	Min	-927.52	506.93	693.48	1162.17	-34.54
566	828	DX94	SLU_ENV_NL	Min	69626.11	20841.70	1074.08	1162.17	-125.01
566	828	DX107	SLU_ENV_NL	Min	74324.42	22076.27	-439.67	1670.43	-125.01
567	829	DX92	SLU_ENV_NL	Max	1409.44	-308.91	659.90	532.72	-13.06
567	829	DX79	SLU_ENV_NL	Max	118.97	800.27	341.53	360.41	-13.06
567	829	DX80	SLU_ENV_NL	Max	15996.21	4877.97	695.30	360.41	69.59
567	829	DX93	SLU_ENV_NL	Max	18142.39	4993.69	849.98	532.72	69.59
567	829	DX92	SLU_ENV_NL	Min	259.86	-722.41	-257.56	502.21	-74.65
567	829	DX79	SLU_ENV_NL	Min	-868.87	-543.00	-1199.50	-459.05	-74.65
567	829	DX80	SLU_ENV_NL	Min	-626.58	459.29	-1009.42	-459.05	12.80
567	829	DX93	SLU_ENV_NL	Min	3833.96	301.38	96.21	502.21	12.80
568	830	DX93	SLU_ENV_NL	Max	16123.24	4398.81	1691.69	6004.50	198.17
568	830	DX80	SLU_ENV_NL	Max	17254.68	5244.66	-826.31	8695.54	198.17
568	830	DX81	SLU_ENV_NL	Max	279531.94	84905.35	-566.97	8695.54	33.28
568	830	DX94	SLU_ENV_NL	Max	276396.67	82444.84	1951.02	6004.50	33.28
568	830	DX93	SLU_ENV_NL	Min	-4529.58	-2234.22	992.44	1579.67	-38.51
568	830	DX80	SLU_ENV_NL	Min	-11591.17	-2803.55	-1139.55	1101.33	-38.51
568	830	DX81	SLU_ENV_NL	Min	68791.53	21098.98	-1175.00	1101.33	-205.74
568	830	DX94	SLU_ENV_NL	Min	68916.98	20637.56	956.98	1579.67	-205.74
569	831	DX79	SLU_ENV_NL	Max	1228.49	273.43	213.70	657.43	-41.24
569	831	DX66	SLU_ENV_NL	Max	32.46	-10.97	1030.17	128.44	-41.24
569	831	DX67	SLU_ENV_NL	Max	14816.32	4502.89	1637.49	128.44	80.61
569	831	DX80	SLU_ENV_NL	Max	15366.32	4275.36	821.02	657.43	80.61
569	831	DX79	SLU_ENV_NL	Min	-424.04	-557.26	-1085.98	364.00	-69.49
569	831	DX66	SLU_ENV_NL	Min	-2698.36	-593.09	-1561.15	-636.31	-69.49
569	831	DX67	SLU_ENV_NL	Min	-9747.41	-2862.97	-1542.38	-636.31	38.14
569	831	DX80	SLU_ENV_NL	Min	-2316.85	-949.71	-1067.21	364.00	38.14
570	832	DX80	SLU_ENV_NL	Max	18571.09	5267.47	952.70	4644.87	490.29
570	832	DX67	SLU_ENV_NL	Max	10387.36	3143.53	1583.42	11562.86	490.29
570	832	DX68	SLU_ENV_NL	Max	318989.67	95621.96	113.43	11562.86	128.71
570	832	DX81	SLU_ENV_NL	Max	285824.23	85151.50	-460.16	4644.87	128.71
570	832	DX80	SLU_ENV_NL	Min	-18759.51	-5969.87	-1606.80	1958.60	-105.44
570	832	DX67	SLU_ENV_NL	Min	-7147.36	-1995.59	-1033.22	398.63	-105.44
570	832	DX68	SLU_ENV_NL	Min	53632.30	15989.17	-751.35	398.63	-548.07
570	832	DX81	SLU_ENV_NL	Min	67057.38	19683.71	-1382.07	1958.60	-548.07
571	833	DX66	SLU_ENV_NL	Max	565.76	269.29	1409.47	427.64	-1.87
571	833	DX53	SLU_ENV_NL	Max	241.36	411.34	883.79	258.12	-1.87
571	833	DX54	SLU_ENV_NL	Max	10067.84	3460.77	652.97	258.12	15.85
571	833	DX67	SLU_ENV_NL	Max	14326.41	4367.30	1178.65	427.64	15.85
571	833	DX66	SLU_ENV_NL	Min	-2169.27	-902.02	-1731.90	-237.01	-9.58
571	833	DX53	SLU_ENV_NL	Min	-2851.29	-391.12	-1618.48	-192.15	-9.58
571	833	DX54	SLU_ENV_NL	Min	-8125.22	-1990.93	-1202.65	-192.15	-8.61
571	833	DX67	SLU_ENV_NL	Min	-10499.57	-3297.58	-1316.07	-237.01	-8.61
572	834	DX67	SLU_ENV_NL	Max	11905.67	3651.24	1912.92	7480.42	187.67
572	834	DX54	SLU_ENV_NL	Max	4263.29	1709.24	-18.90	10261.81	187.67
572	834	DX55	SLU_ENV_NL	Max	346422.86	104652.29	-758.26	10261.81	49.86
572	834	DX68	SLU_ENV_NL	Max	325919.19	97850.24	323.77	7480.42	49.86
572	834	DX67	SLU_ENV_NL	Min	-14138.81	-4430.28	-857.37	1290.67	-32.44
572	834	DX54	SLU_ENV_NL	Min	-3954.58	-698.81	-1654.77	742.30	-32.44
572	834	DX55	SLU_ENV_NL	Min	43043.39	13481.43	-1608.05	742.30	-229.80
572	834	DX68	SLU_ENV_NL	Min	52238.06	15895.04	39.15	1290.67	-229.80
573	835	DX53	SLU_ENV_NL	Max	-537.90	1848.88	702.49	17.13	50.55
573	835	DX40	SLU_ENV_NL	Max	720.72	2316.77	6956.29	739.00	50.55
573	835	DX41	SLU_ENV_NL	Max	16899.18	5575.92	6439.42	739.00	-47.09
573	835	DX54	SLU_ENV_NL	Max	10680.35	4238.57	775.45	17.13	-47.09
573	835	DX53	SLU_ENV_NL	Min	-2558.46	-807.02	-1156.35	-465.21	42.51
573	835	DX40	SLU_ENV_NL	Min	-1953.17	-521.43	-122.54	131.87	42.51
573	835	DX41	SLU_ENV_NL	Min	-7482.90	-2016.26	-49.58	131.87	-57.77
573	835	DX54	SLU_ENV_NL	Min	-7977.04	-2876.17	-1673.22	-465.21	-57.77
574	836	DX54	SLU_ENV_NL	Max	3386.69	2008.93	-385.52	10281.78	139.88
574	836	DX41	SLU_ENV_NL	Max	10971.56	3839.18	5381.12	7439.77	139.88
574	836	DX42	SLU_ENV_NL	Max	333430.47	99832.16	4218.53	7439.77	219.24
574	836	DX55	SLU_ENV_NL	Max	345864.37	102890.96	388.91	10281.78	219.24
574	836	DX54	SLU_ENV_NL	Min	-4230.55	-1719.01	-609.91	118.21	-207.33
574	836	DX41	SLU_ENV_NL	Min	-6105.22	-1636.17	1044.53	2132.97	-207.33
574	836	DX42	SLU_ENV_NL	Min	58107.82	16794.81	1818.96	2132.97	-162.52
574	836	DX55	SLU_ENV_NL	Min	43854.72	12964.15	-1772.50	118.21	-162.52
575	837	DX40	SLU_ENV_NL	Max	-1314.78	1235.88	6987.91	-404.01	144.92
575	837	DX27	SLU_ENV_NL	Max	1390.98	1411.82	8822.68	1552.28	144.92
575	837	DX28	SLU_ENV_NL	Max	25602.06	8033.61	8310.10	1552.28	-148.63
575	837	DX41	SLU_ENV_NL	Max	19020.35	6942.36	6475.33	-404.01	-148.63
575	837	DX40	SLU_ENV_NL	Min	-3826.82	-1557.32	285.06	-885.92	120.78



Autorità Portuale di Taranto
Interventi per il dragaggio di 2,3 M³ di sedimenti in area Molo Polisettoriale e per la realizzazione di un primo lotto della cassa di colmata funzionale all'ampliamento del V Sporgente del Porto di Taranto

Allegati alla relazione di calcolo strutturale allineamento "BC"

Data 05/2016
Rev. B
c.d.c.: C296A
514B

575	837	DX27	SLU_ENV_NL	Min	1263.67	1070.33	502.77	930.58	120.78
575	837	DX28	SLU_ENV_NL	Min	5291.24	2538.52	-315.19	930.58	-151.80
575	837	DX41	SLU_ENV_NL	Min	-5989.65	-2248.38	-532.90	-885.92	-151.80
576	838	DX41	SLU_ENV_NL	Max	5683.26	2826.42	6898.23	12727.86	384.80
576	838	DX28	SLU_ENV_NL	Max	36194.07	11326.03	7958.75	4587.50	384.80
576	838	DX29	SLU_ENV_NL	Max	281154.63	85536.61	3807.59	4587.50	757.99
576	838	DX42	SLU_ENV_NL	Max	324574.20	97408.25	3676.14	12727.86	757.99
576	838	DX41	SLU_ENV_NL	Min	2652.97	460.78	727.02	-1134.31	-700.84
576	838	DX28	SLU_ENV_NL	Min	-9301.68	-1955.73	-1709.46	3008.50	-700.84
576	838	DX29	SLU_ENV_NL	Min	112174.05	33903.71	1239.66	3008.50	-474.01
576	838	DX42	SLU_ENV_NL	Min	64083.76	20099.70	2747.07	-1134.31	-474.01
577	839	DX27	SLU_ENV_NL	Max	-1451.13	-903.31	8939.67	421.19	99.67
577	839	DX14	SLU_ENV_NL	Max	6696.06	1692.43	992.36	1120.99	99.67
577	839	DX15	SLU_ENV_NL	Max	33748.24	7695.50	-112.80	1120.99	-57.33
577	839	DX28	SLU_ENV_NL	Max	26712.15	6136.30	8305.03	421.19	-57.33
577	839	DX27	SLU_ENV_NL	Min	-2111.59	-4582.93	667.42	-469.18	47.68
577	839	DX14	SLU_ENV_NL	Min	2573.48	-3728.25	-1735.39	1036.54	47.68
577	839	DX15	SLU_ENV_NL	Min	20157.58	5664.95	-2370.03	1036.54	-126.27
577	839	DX28	SLU_ENV_NL	Min	7160.63	1611.27	-437.74	-469.18	-126.27
578	840	DX28	SLU_ENV_NL	Max	29933.84	7060.87	6757.75	9577.32	139.43
578	840	DX15	SLU_ENV_NL	Max	38875.58	9275.64	-21.55	3678.38	139.43
578	840	DX16	SLU_ENV_NL	Max	243097.03	72279.20	1679.12	3678.38	461.95
578	840	DX29	SLU_ENV_NL	Max	269448.88	80135.41	5477.57	9577.32	461.95
578	840	DX28	SLU_ENV_NL	Min	1349.45	-69.98	-638.71	1314.38	-423.45
578	840	DX15	SLU_ENV_NL	Min	-4646.46	-1838.36	-817.47	3340.06	-423.45
578	840	DX16	SLU_ENV_NL	Min	132529.96	38822.97	-2097.66	3340.06	-124.61
578	840	DX29	SLU_ENV_NL	Min	117406.17	34741.83	1061.96	1314.38	-164.61
581	841	DX404	SLU_ENV_NL	Max	-143.18	144.39	-124.85	1.52	1.17
581	841	DX391	SLU_ENV_NL	Max	439.35	399.90	579.88	20.05	1.17
581	841	DX392	SLU_ENV_NL	Max	938.50	411.87	488.69	20.05	0.14
581	841	DX405	SLU_ENV_NL	Max	-2.91	115.46	-216.04	1.52	0.14
581	841	DX404	SLU_ENV_NL	Min	-364.92	-324.35	-503.64	-5.30	-0.56
581	841	DX391	SLU_ENV_NL	Min	23.40	-250.64	-196.26	-3.18	-0.56
581	841	DX392	SLU_ENV_NL	Min	-5.27	-319.91	-215.05	-3.18	-2.64
581	841	DX405	SLU_ENV_NL	Min	-211.67	-404.13	-522.43	-5.30	-2.64
582	842	DX405	SLU_ENV_NL	Max	-131.10	-379.97	403.96	972.55	4.70
582	842	DX392	SLU_ENV_NL	Max	145.51	174.80	531.72	1063.69	4.70
582	842	DX393	SLU_ENV_NL	Max	59890.37	17921.07	255.52	1063.69	0.26
582	842	DX406	SLU_ENV_NL	Max	56942.16	17024.99	442.15	972.55	0.26
582	842	DX405	SLU_ENV_NL	Min	-2172.92	-536.36	-254.33	0.14	0.18
582	842	DX392	SLU_ENV_NL	Min	-461.36	-456.73	-1143.71	-0.38	0.18
582	842	DX393	SLU_ENV_NL	Min	-494.00	-163.94	-1105.52	-0.38	-8.98
582	842	DX406	SLU_ENV_NL	Min	-112.37	-72.86	-530.52	0.14	-8.98
583	843	DX391	SLU_ENV_NL	Max	164.83	199.12	442.20	4.50	9.21
583	843	DX378	SLU_ENV_NL	Max	-202.27	26.92	-886.87	68.40	9.21
583	843	DX379	SLU_ENV_NL	Max	-186.89	160.51	-850.24	68.40	1.09
583	843	DX392	SLU_ENV_NL	Max	917.34	334.89	625.55	4.50	1.09
583	843	DX391	SLU_ENV_NL	Min	130.61	-444.66	-223.63	-34.79	-0.17
583	843	DX378	SLU_ENV_NL	Min	-1816.13	-1052.80	-1440.04	-3.90	-0.17
583	843	DX379	SLU_ENV_NL	Min	-641.99	-332.28	-1256.69	-3.90	-6.28
583	843	DX392	SLU_ENV_NL	Min	184.66	156.81	-186.99	-34.79	-6.28
584	844	DX392	SLU_ENV_NL	Max	-270.63	198.79	184.39	759.45	49.91
584	844	DX379	SLU_ENV_NL	Max	466.34	355.98	49.35	1361.90	49.91
584	844	DX380	SLU_ENV_NL	Max	55752.58	16768.44	-48.65	1361.90	-0.29
584	844	DX393	SLU_ENV_NL	Max	60274.43	18124.16	800.72	759.45	-0.29
584	844	DX392	SLU_ENV_NL	Min	-294.38	-214.38	-1079.65	1.44	-0.81
584	844	DX379	SLU_ENV_NL	Min	-7506.63	-2383.99	-809.58	-2.03	-0.81
584	844	DX380	SLU_ENV_NL	Min	622.45	178.38	-193.26	-2.03	-40.51
584	844	DX393	SLU_ENV_NL	Min	-461.27	-74.61	-1177.65	1.44	-40.51
585	868	DX84	SLU_ENV_NL	Max	28164.33	8490.66	32098.01	706.00	628.26
585	868	SX84	SLU_ENV_NL	Max	36928.97	10991.39	32651.34	706.00	-298.16
585	868	SX97	SLU_ENV_NL	Max	34820.35	10533.40	36071.86	-359.74	-298.16
585	868	DX97	SLU_ENV_NL	Max	29701.86	8869.19	35518.54	-359.74	628.26
585	868	DX84	SLU_ENV_NL	Min	-25164.54	-7462.35	-8572.63	102.96	298.36
585	868	SX84	SLU_ENV_NL	Min	-24531.74	-7400.84	-8935.37	102.96	-629.32
585	868	SX97	SLU_ENV_NL	Min	-23723.09	-7075.61	-11246.66	-402.56	-629.32
585	868	DX97	SLU_ENV_NL	Min	-25736.54	-7807.98	-10883.93	-402.56	298.36
586	869	DX97	SLU_ENV_NL	Max	29837.20	8991.09	37090.92	614.60	526.58
586	869	SX97	SLU_ENV_NL	Max	34553.49	10292.72	36711.94	614.60	-288.71
586	869	SX110	SLU_ENV_NL	Max	34174.19	10325.58	38522.11	-279.33	-288.71
586	869	DX110	SLU_ENV_NL	Max	30442.13	9092.71	38901.09	-279.33	526.58
586	869	DX97	SLU_ENV_NL	Min	-25469.93	-7568.10	-11480.89	91.89	288.25
586	869	SX97	SLU_ENV_NL	Min	-23858.46	-7197.58	-13414.95	91.89	-528.25
586	869	SX110	SLU_ENV_NL	Min	-23958.52	-7147.51	-15926.67	-397.06	-528.25
586	869	DX110	SLU_ENV_NL	Min	-24560.35	-7440.99	-13992.61	-397.06	288.25
587	348	SX233	SLU_ENV_NL	Max	-8996.71	-1576.66	2634.47	7750.64	-81.27
587	348	SX246	SLU_ENV_NL	Max	1700.99	2502.04	5453.00	2641.41	-81.27
587	348	SX245	SLU_ENV_NL	Max	-22805.16	-8286.14	2878.68	2641.41	419.02
587	348	SX232	SLU_ENV_NL	Max	-31082.42	-7993.40	60.15	7750.64	419.02
587	348	SX233	SLU_ENV_NL	Min	-15233.90	-5581.52	-47.26	935.07	-347.75
587	348	SX246	SLU_ENV_NL	Min	-5937.85	-3409.95	-1017.63	-100.81	-347.75



587	348	SX245	SLU_ENV_NL	Min	-232340.61	-68135.96	-1708.63	-100.81	74.19
587	348	SX232	SLU_ENV_NL	Min	-266417.56	-81433.21	-738.26	935.07	74.19
589	870	DX69	SLU_ENV_NL	Max	190546.91	56570.35	13596.13	2920.27	1987.66
589	870	SX69	SLU_ENV_NL	Max	160303.15	47737.15	12987.43	2920.27	3326.53
589	870	SX82	SLU_ENV_NL	Max	156169.38	47204.61	14431.80	1451.88	3326.53
589	870	DX82	SLU_ENV_NL	Max	178433.58	54123.80	15040.49	1451.88	1987.66
589	870	DX69	SLU_ENV_NL	Min	-206513.72	-61600.57	2718.82	-4193.38	-3334.88
589	870	SX69	SLU_ENV_NL	Min	-217655.05	-64705.23	618.05	-4193.38	-1988.52
589	870	SX82	SLU_ENV_NL	Min	-222602.59	-67372.07	1179.95	-449.38	-1988.52
589	870	DX82	SLU_ENV_NL	Min	-206370.24	-62264.61	3280.72	-449.38	-3334.88
590	871	DX82	SLU_ENV_NL	Max	176338.66	52121.65	15864.81	3501.03	2703.41
590	871	SX82	SLU_ENV_NL	Max	154895.78	45987.66	14337.64	3501.03	4387.28
590	871	SX95	SLU_ENV_NL	Max	152726.11	46298.91	15517.46	2388.66	4387.28
590	871	DX95	SLU_ENV_NL	Max	174372.33	53091.64	17044.63	2388.66	2703.41
590	871	DX82	SLU_ENV_NL	Min	-205096.78	-61048.16	3304.01	-5045.53	-4385.06
590	871	SX82	SLU_ENV_NL	Min	-220508.26	-65371.88	4353.74	-5045.53	-2704.09
590	871	SX95	SLU_ENV_NL	Min	-213038.03	-64692.00	3892.29	-1081.60	-2704.09
590	871	DX95	SLU_ENV_NL	Min	-201449.52	-60915.73	2842.56	-1081.60	-4385.06
591	872	DX95	SLU_ENV_NL	Max	171756.71	50593.43	16450.18	4239.87	3617.43
591	872	SX95	SLU_ENV_NL	Max	151010.64	44660.12	16916.57	4239.87	5253.19
591	872	SX108	SLU_ENV_NL	Max	146853.79	44699.21	18131.06	3174.60	5253.19
591	872	DX108	SLU_ENV_NL	Max	166627.42	50921.81	17664.66	3174.60	3617.43
591	872	DX95	SLU_ENV_NL	Min	-199733.93	-59276.55	1235.19	-5725.79	-5249.26
591	872	SX95	SLU_ENV_NL	Min	-210421.81	-62191.81	4145.83	-5725.79	-3615.53
591	872	SX108	SLU_ENV_NL	Min	-204253.42	-62210.76	2268.49	-1889.75	-3615.53
591	872	DX108	SLU_ENV_NL	Min	-196110.15	-59476.67	-642.15	-1889.75	-5249.26
593	873	DX114	SLU_ENV_NL	Max	163566.08	47997.27	310.07	6323.59	4572.92
593	873	DX127	SLU_ENV_NL	Max	158614.55	48656.91	2276.52	2753.07	4572.92
593	873	SX127	SLU_ENV_NL	Max	139092.72	42541.38	2409.66	2753.07	6029.90
593	873	SX114	SLU_ENV_NL	Max	143137.12	42127.58	443.21	6323.59	6029.90
593	873	DX114	SLU_ENV_NL	Min	-193094.49	-57114.87	-18880.59	-4997.89	-6029.36
593	873	DX127	SLU_ENV_NL	Min	-187300.23	-57003.54	-19730.84	-3896.11	-6029.36
593	873	SX127	SLU_ENV_NL	Min	-193171.35	-59024.11	-17776.64	-3896.11	-4573.21
593	873	SX114	SLU_ENV_NL	Min	-201192.18	-59284.95	-16926.39	-4997.89	-4573.21
594	874	DX127	SLU_ENV_NL	Max	155054.63	45256.22	4623.25	7147.05	5868.21
594	874	DX140	SLU_ENV_NL	Max	147133.62	45400.26	7547.90	3906.18	5868.21
594	874	SX140	SLU_ENV_NL	Max	130231.94	40112.55	4832.53	3906.18	7087.57
594	874	SX127	SLU_ENV_NL	Max	136259.33	39834.84	1907.89	7147.05	7087.57
594	874	DX127	SLU_ENV_NL	Min	-184466.48	-54295.80	-17986.55	-6036.51	-7084.77
594	874	DX140	SLU_ENV_NL	Min	-177873.14	-54406.09	-19595.64	-4863.41	-7084.77
594	874	SX140	SLU_ENV_NL	Min	-182286.69	-55947.00	-20764.49	-4863.41	-5864.17
594	874	SX127	SLU_ENV_NL	Min	-189611.12	-55622.35	-19155.40	-6036.51	-5864.17
595	875	DX140	SLU_ENV_NL	Max	142951.39	41405.20	8247.48	8110.40	7338.40
595	875	DX153	SLU_ENV_NL	Max	136847.90	42534.58	6859.48	5224.82	7338.40
595	875	SX153	SLU_ENV_NL	Max	121685.04	37810.19	7093.46	5224.82	8323.73
595	875	SX140	SLU_ENV_NL	Max	126648.57	36689.89	8481.45	8110.40	8323.73
595	875	DX140	SLU_ENV_NL	Min	-174289.06	-50981.08	-21844.13	-7210.35	-8321.51
595	875	DX153	SLU_ENV_NL	Min	-163468.04	-50346.05	-19330.90	-5995.74	-8321.51
595	875	SX153	SLU_ENV_NL	Min	-166301.88	-51371.42	-17785.24	-5995.74	-7335.10
595	875	SX140	SLU_ENV_NL	Min	-178103.98	-51950.33	-20298.47	-7210.35	-7335.10
596	876	DX153	SLU_ENV_NL	Max	131956.40	37862.09	4275.50	9178.41	8967.92
596	876	DX166	SLU_ENV_NL	Max	121356.52	38131.78	25988.23	6692.47	8967.92
596	876	SX166	SLU_ENV_NL	Max	110202.12	34653.71	22453.74	6692.47	9701.69
596	876	SX153	SLU_ENV_NL	Max	117261.32	33585.32	741.01	9178.41	9701.69
596	876	DX153	SLU_ENV_NL	Min	-159043.07	-46117.04	-11856.03	-8499.25	-9697.28
596	876	DX166	SLU_ENV_NL	Min	-146818.71	-45641.49	-31093.86	-7261.40	-9697.28
596	876	SX166	SLU_ENV_NL	Min	-151141.81	-47068.66	-33783.84	-7261.40	-8958.31
596	876	SX153	SLU_ENV_NL	Min	-161409.74	-46696.81	-14546.01	-8499.25	-8958.31
598	877	DX112	SLU_ENV_NL	Max	30536.32	9177.98	15831.27	49.48	405.67
598	877	DX125	SLU_ENV_NL	Max	29868.22	8943.38	18610.85	259.60	405.67
598	877	SX125	SLU_ENV_NL	Max	28727.74	8674.93	19555.92	259.60	-124.34
598	877	SX112	SLU_ENV_NL	Max	32108.35	9575.89	16776.33	49.48	-124.34
598	877	DX112	SLU_ENV_NL	Min	-22355.01	-6650.40	-39702.05	-496.94	123.61
598	877	DX125	SLU_ENV_NL	Min	-24741.96	-7478.70	-41259.54	192.23	123.61
598	877	SX125	SLU_ENV_NL	Min	-25023.49	-7489.77	-40747.09	192.23	-407.55
598	877	SX112	SLU_ENV_NL	Min	-24052.44	-7233.01	-39189.60	-496.94	-407.55
599	878	DX125	SLU_ENV_NL	Max	29932.10	9000.71	19047.22	25.94	152.65
599	878	DX138	SLU_ENV_NL	Max	30130.55	9018.09	22811.04	285.77	152.65
599	878	SX138	SLU_ENV_NL	Max	28669.83	8618.19	26416.28	285.77	-122.84
599	878	SX125	SLU_ENV_NL	Max	28605.74	8564.49	22652.46	25.94	-122.84
599	878	DX125	SLU_ENV_NL	Min	-24620.42	-7369.76	-42159.44	-252.57	119.60
599	878	DX138	SLU_ENV_NL	Min	-24260.10	-7294.40	-44541.90	-47.12	119.60
599	878	SX138	SLU_ENV_NL	Min	-25263.74	-7557.70	-43477.29	-47.12	-153.95
599	878	SX125	SLU_ENV_NL	Min	-25087.55	-7547.69	-41094.83	-252.57	-153.95
600	879	DX138	SLU_ENV_NL	Max	30187.45	9069.02	25880.05	77.43	93.06
600	879	DX151	SLU_ENV_NL	Max	28931.04	8666.53	27123.80	236.64	93.06
600	879	SX151	SLU_ENV_NL	Max	24216.44	7256.21	29878.59	236.64	64.85
600	879	SX138	SLU_ENV_NL	Max	28656.98	8605.81	28634.83	77.43	64.85
600	879	DX138	SLU_ENV_NL	Min	-24247.91	-7284.21	-46169.65	-92.87	-69.01
600	879	DX151	SLU_ENV_NL	Min	-28852.02	-8645.77	-45865.08	-206.31	-69.01
600	879	SX151	SLU_ENV_NL	Min	-26806.87	-8028.81	-44338.68	-206.31	-94.81



Autorità Portuale di Taranto
Interventi per il dragaggio di 2,3 M³ di sedimenti in area Molo Polisettoriale e per la realizzazione di un primo lotto della cassa di colmata funzionale all'ampliamento del V Sporgente del Porto di Taranto

Allegati alla relazione di calcolo strutturale allineamento "BC"

Data 05/2016
Rev. B
c.d.c.: C296A
514B

600	879	SX138	SLU_ENV_NL	Min	-25320.91	-7609.53	-44643.25	-92.87	-94.81
601	880	DX151	SLU_ENV_NL	Max	29065.42	8787.11	24361.26	449.61	488.08
601	880	DX164	SLU_ENV_NL	Max	29158.34	8680.02	38469.08	574.52	488.08
601	880	SX164	SLU_ENV_NL	Max	24849.35	7357.10	45721.70	574.52	708.06
601	880	SX151	SLU_ENV_NL	Max	24395.53	7416.37	31613.88	449.61	708.06
601	880	DX151	SLU_ENV_NL	Min	-29032.06	-8809.13	-44425.17	-254.92	-714.78
601	880	DX164	SLU_ENV_NL	Min	-30316.79	-8995.53	-57334.14	-756.19	-714.78
601	880	SX164	SLU_ENV_NL	Min	-28044.61	-8345.21	-55052.84	-756.19	-490.66
601	880	SX151	SLU_ENV_NL	Min	-26941.63	-8150.67	-42143.87	-254.92	-490.66
603	881	DX110	SLU_ENV_NL	Max	30537.22	9178.24	39701.91	558.51	465.88
603	881	SX110	SLU_ENV_NL	Max	33944.66	10118.44	39189.60	558.51	-124.29
603	881	SX123	SLU_ENV_NL	Max	30504.30	9216.25	40747.09	-232.69	-124.29
603	881	DX123	SLU_ENV_NL	Max	29869.23	8943.69	41259.41	-232.69	465.88
603	881	DX110	SLU_ENV_NL	Min	-24331.14	-7234.89	-16152.05	-49.52	123.56
603	881	SX110	SLU_ENV_NL	Min	-24053.71	-7233.39	-17085.99	-49.52	-467.75
603	881	SX123	SLU_ENV_NL	Min	-25024.56	-7490.09	-19893.88	-259.57	-467.75
603	881	DX123	SLU_ENV_NL	Min	-26630.72	-8053.67	-18959.94	-259.57	123.56
604	882	DX123	SLU_ENV_NL	Max	29933.09	9001.00	42159.43	326.51	195.15
604	882	SX123	SLU_ENV_NL	Max	30350.99	9077.59	41094.71	326.51	-153.91
604	882	SX136	SLU_ENV_NL	Max	30313.83	9121.86	43477.17	-7.00	-153.91
604	882	DX136	SLU_ENV_NL	Max	30131.31	9018.32	44541.89	-7.00	195.15
604	882	DX123	SLU_ENV_NL	Min	-26477.86	-7916.52	-19410.60	-25.98	152.61
604	882	SX123	SLU_ENV_NL	Min	-25088.59	-7548.00	-23011.14	-25.98	-198.39
604	882	SX136	SLU_ENV_NL	Min	-25264.90	-7558.05	-26818.49	-285.74	-198.39
604	882	DX136	SLU_ENV_NL	Min	-26034.15	-7837.09	-23217.95	-285.74	152.61
605	883	DX136	SLU_ENV_NL	Max	30188.20	9069.24	46169.50	180.72	93.02
605	883	SX136	SLU_ENV_NL	Max	30262.11	9074.47	44643.27	180.72	-28.06
605	883	SX149	SLU_ENV_NL	Max	25722.98	7721.05	44338.69	136.68	-28.06
605	883	DX149	SLU_ENV_NL	Max	28931.93	8666.80	45864.92	136.68	93.02
605	883	DX136	SLU_ENV_NL	Min	-25983.09	-7791.88	-26330.19	-77.46	23.91
605	883	SX136	SLU_ENV_NL	Min	-25322.06	-7609.87	-29068.83	-77.46	-94.78
605	883	SX149	SLU_ENV_NL	Min	-26807.80	-8029.09	-30290.28	-236.61	-94.78
605	883	DX149	SLU_ENV_NL	Min	-30458.72	-9140.66	-27551.64	-236.61	23.91
606	884	DX149	SLU_ENV_NL	Max	29066.29	8787.37	44425.10	254.89	488.05
606	884	SX149	SLU_ENV_NL	Max	25854.39	7838.26	42143.73	254.89	594.33
606	884	SX162	SLU_ENV_NL	Max	26152.60	7763.84	55052.80	667.94	594.33
606	884	DX162	SLU_ENV_NL	Max	29159.02	8680.23	57334.17	667.94	488.05
606	884	DX149	SLU_ENV_NL	Min	-30591.10	-9261.08	-24728.42	-345.11	-601.07
606	884	SX149	SLU_ENV_NL	Min	-26942.54	-8150.94	-31979.07	-345.11	-490.64
606	884	SX162	SLU_ENV_NL	Min	-28045.66	-8345.52	-46402.44	-574.51	-490.64
606	884	DX162	SLU_ENV_NL	Min	-31753.53	-9442.31	-39151.79	-574.51	-601.07
608	885	DX108	SLU_ENV_NL	Max	163565.63	47997.15	19174.63	5030.92	4602.93
608	885	SX108	SLU_ENV_NL	Max	144622.80	42567.93	17223.89	5030.92	6029.86
608	885	SX121	SLU_ENV_NL	Max	140475.35	42961.51	18101.85	3896.09	6029.86
608	885	DX121	SLU_ENV_NL	Max	158614.26	48656.82	20052.60	3896.09	4602.93
608	885	DX108	SLU_ENV_NL	Min	-193879.00	-57344.89	-310.22	-6323.56	-6029.32
608	885	SX108	SLU_ENV_NL	Min	-201191.21	-59284.66	-443.12	-6323.56	-4603.26
608	885	SX121	SLU_ENV_NL	Min	-193170.30	-59023.79	-2409.56	-2770.94	-4603.26
608	885	DX121	SLU_ENV_NL	Min	-188123.19	-57255.77	-2276.66	-2770.94	-6029.32
609	886	DX121	SLU_ENV_NL	Max	155054.36	45256.15	18369.59	6073.19	5902.94
609	886	SX121	SLU_ENV_NL	Max	137624.37	40238.16	19452.51	6073.19	7087.53
609	886	SX134	SLU_ENV_NL	Max	131606.90	40531.22	21098.76	4863.38	7087.53
609	886	DX134	SLU_ENV_NL	Max	147133.25	45400.14	20015.84	4863.38	5902.94
609	886	DX121	SLU_ENV_NL	Min	-185271.85	-54531.24	-4623.13	-7147.01	-7084.73
609	886	SX121	SLU_ENV_NL	Min	-189610.09	-55622.04	-1908.05	-7147.01	-5898.95
609	886	SX134	SLU_ENV_NL	Min	-182285.85	-55946.74	-4832.70	-3928.41	-5898.95
609	886	DX134	SLU_ENV_NL	Min	-178593.82	-54628.47	-7547.77	-3928.41	-7084.73
610	887	DX134	SLU_ENV_NL	Max	142951.05	41405.11	22237.93	7252.07	7379.58
610	887	SX134	SLU_ENV_NL	Max	128002.90	37088.86	20714.03	7252.07	8323.68
610	887	SX147	SLU_ENV_NL	Max	122905.63	38183.69	18195.96	5995.70	8323.68
610	887	DX147	SLU_ENV_NL	Max	136847.69	42534.51	19719.86	5995.70	7379.58
610	887	DX134	SLU_ENV_NL	Min	-174989.13	-51183.78	-8247.61	-8110.35	-8321.46
610	887	SX134	SLU_ENV_NL	Min	-178103.16	-51950.10	-8481.36	-8110.35	-7376.31
610	887	SX147	SLU_ENV_NL	Min	-166301.03	-51371.16	-7093.36	-5252.92	-7376.31
610	887	DX147	SLU_ENV_NL	Min	-164213.24	-50576.93	-6859.61	-5252.92	-8321.46
611	888	DX147	SLU_ENV_NL	Max	131956.22	37862.05	12265.13	8542.12	9011.05
611	888	SX147	SLU_ENV_NL	Max	118459.03	33936.98	14882.98	8542.12	9701.63
611	888	SX160	SLU_ENV_NL	Max	111469.99	35041.73	34323.88	7261.34	9701.63
611	888	DX160	SLU_ENV_NL	Max	121356.30	38131.71	31706.04	7261.34	9011.05
611	888	DX147	SLU_ENV_NL	Min	-159765.40	-46326.07	-4275.36	-9178.35	-9697.21
611	888	SX147	SLU_ENV_NL	Min	-161408.93	-46696.58	-741.17	-9178.35	-9001.38
611	888	SX160	SLU_ENV_NL	Min	-151141.17	-47068.46	-22453.94	-6722.65	-9001.38
611	888	DX160	SLU_ENV_NL	Min	-147378.16	-45817.00	-25988.12	-6722.65	-9697.21
613	889	DX166	SLU_ENV_NL	Max	115316.56	32362.45	56944.57	11475.71	11965.51
613	889	DX179	SLU_ENV_NL	Max	106352.70	34138.33	35876.74	9348.52	11965.51
613	889	SX179	SLU_ENV_NL	Max	95412.43	30750.59	37550.29	9348.52	12557.03
613	889	SX166	SLU_ENV_NL	Max	104523.17	29230.09	56926.04	11475.71	12557.03
613	889	DX166	SLU_ENV_NL	Min	-141138.14	-40212.45	-62725.69	-10925.82	-12551.55
613	889	DX179	SLU_ENV_NL	Min	-124513.71	-39483.11	-47204.56	-9802.75	-12551.55
613	889	SX179	SLU_ENV_NL	Min	-127055.00	-40350.62	-47223.10	-9802.75	-11958.22
613	889	SX166	SLU_ENV_NL	Min	-145100.90	-41296.15	-61052.14	-10925.82	-11958.22



616	890	DX164	SLU_ENV_NL	Max	29285.21	8793.66	51816.81	279.18	59.99
616	890	DX177	SLU_ENV_NL	Max	26984.99	8087.40	10505.29	214.71	59.99
616	890	SX177	SLU_ENV_NL	Max	17247.65	5103.77	17347.15	214.71	512.87
616	890	SX164	SLU_ENV_NL	Max	25132.11	7610.16	58658.68	279.18	512.87
616	890	DX164	SLU_ENV_NL	Min	-30600.91	-9253.12	-69670.06	110.14	-521.54
616	890	DX177	SLU_ENV_NL	Min	-39749.30	-11851.94	-26675.34	-597.43	-521.54
616	890	SX177	SLU_ENV_NL	Min	-30622.98	-9177.89	-23354.62	-597.43	-63.39
616	890	SX164	SLU_ENV_NL	Min	-28172.00	-8460.61	-66349.34	110.14	-63.39
617	349	SX247	SLU_ENV_NL	Max	-681.83	2085.75	4135.82	364.41	30.12
617	349	SX260	SLU_ENV_NL	Max	3305.49	2022.92	2741.55	340.74	30.12
617	349	SX259	SLU_ENV_NL	Max	-1510.85	-1322.34	2265.93	340.74	36.87
617	349	SX246	SLU_ENV_NL	Max	-5503.30	209.94	3660.21	364.41	36.87
617	349	SX247	SLU_ENV_NL	Min	-2569.59	-3157.59	-591.95	166.40	-50.17
617	349	SX260	SLU_ENV_NL	Min	617.26	-309.58	1637.67	-215.57	-50.17
617	349	SX259	SLU_ENV_NL	Min	-8757.46	-1386.21	1263.27	-215.57	3.95
617	349	SX246	SLU_ENV_NL	Min	-14186.03	-6363.35	-966.35	166.40	3.95
620	891	DX162	SLU_ENV_NL	Max	29285.88	8793.86	69670.05	-110.16	59.98
620	891	SX162	SLU_ENV_NL	Max	26373.92	7961.55	66349.47	-110.16	360.24
620	891	SX175	SLU_ENV_NL	Max	18288.67	5437.23	23354.42	474.96	360.24
620	891	DX175	SLU_ENV_NL	Max	26985.74	8087.63	26675.00	474.96	59.98
620	891	DX162	SLU_ENV_NL	Min	-31976.21	-9644.56	-52927.12	-142.98	-368.93
620	891	SX162	SLU_ENV_NL	Min	-28173.05	-8460.92	-59752.07	-142.98	-63.38
620	891	SX175	SLU_ENV_NL	Min	-30623.91	-9178.17	-17059.23	-214.70	-63.38
620	891	DX175	SLU_ENV_NL	Min	-40952.43	-12234.03	-10234.28	-214.70	-368.93
623	892	DX160	SLU_ENV_NL	Max	115316.38	32362.41	63530.69	10979.77	12022.29
623	892	SX160	SLU_ENV_NL	Max	105763.93	29592.19	61874.19	10979.77	12556.95
623	892	SX173	SLU_ENV_NL	Max	96444.93	31070.47	47223.11	9802.68	12556.95
623	892	DX173	SLU_ENV_NL	Max	106352.59	34138.28	47204.42	9802.68	12022.29
623	892	DX160	SLU_ENV_NL	Min	-141670.47	-40362.05	-56944.64	-11475.64	-12551.47
623	892	SX160	SLU_ENV_NL	Min	-145100.30	-41295.99	-56925.94	-11475.64	-12015.07
623	892	SX173	SLU_ENV_NL	Min	-127054.53	-40350.47	-37524.84	-9390.88	-12015.07
623	892	DX173	SLU_ENV_NL	Min	-125132.04	-39678.71	-35868.33	-9390.88	-12551.47
647	350	SX246	SLU_ENV_NL	Max	-3885.68	-118.42	3830.76	5623.68	-120.50
647	350	SX259	SLU_ENV_NL	Max	-3299.86	-559.11	2156.40	3838.67	-120.50
647	350	SX258	SLU_ENV_NL	Max	-10680.66	-4552.69	2065.06	3838.67	147.39
647	350	SX245	SLU_ENV_NL	Max	-20170.84	-4674.99	3739.42	5623.68	147.39
647	350	SX246	SLU_ENV_NL	Min	-6501.37	-3293.65	-1015.55	1080.01	-131.01
647	350	SX259	SLU_ENV_NL	Min	-6281.38	-1893.97	1310.93	-629.17	-131.01
647	350	SX258	SLU_ENV_NL	Min	-222793.56	-65124.34	549.88	-629.17	125.50
647	350	SX245	SLU_ENV_NL	Min	-229189.20	-70457.79	-1776.61	1080.01	125.50
677	351	SX260	SLU_ENV_NL	Max	3103.76	1151.18	2147.53	406.48	50.02
677	351	SX273	SLU_ENV_NL	Max	-461.80	1763.62	2937.73	623.08	50.02
677	351	SX272	SLU_ENV_NL	Max	2009.16	-1108.93	3653.71	623.08	55.84
677	351	SX259	SLU_ENV_NL	Max	41.08	1116.75	2863.50	406.48	55.84
677	351	SX260	SLU_ENV_NL	Min	254.44	-114.45	1532.62	16.88	-73.42
677	351	SX273	SLU_ENV_NL	Min	-923.42	-1896.42	1336.34	-454.83	-73.42
677	351	SX272	SLU_ENV_NL	Min	-17632.05	-3384.93	1172.91	-454.83	-40.95
677	351	SX259	SLU_ENV_NL	Min	-10068.52	-4227.61	1369.20	16.88	-40.95
707	352	SX259	SLU_ENV_NL	Max	-5267.57	-516.81	2290.66	5984.37	-182.48
707	352	SX272	SLU_ENV_NL	Max	7348.23	1021.73	4254.22	2825.53	-182.48
707	352	SX271	SLU_ENV_NL	Max	15985.58	3344.96	3093.48	2825.53	259.82
707	352	SX258	SLU_ENV_NL	Max	-7193.36	-864.54	1129.92	5984.37	259.82
707	352	SX259	SLU_ENV_NL	Min	-10175.79	-4291.47	1875.93	1202.48	-214.25
707	352	SX272	SLU_ENV_NL	Min	-3048.78	533.75	716.52	-1346.22	-214.25
707	352	SX271	SLU_ENV_NL	Min	-203747.48	-59466.40	-1258.33	-1346.22	200.02
707	352	SX258	SLU_ENV_NL	Min	-220828.89	-67824.41	-98.92	1202.48	200.02
708	353	DX388	SLU_ENV_NL	Max	143700.98	43134.70	1765.81	379.44	574.17
708	353	SX388	SLU_ENV_NL	Max	135970.92	40846.56	1261.67	379.44	259.41
708	353	SX375	SLU_ENV_NL	Max	135677.83	40648.06	1932.33	815.79	259.41
708	353	DX375	SLU_ENV_NL	Max	141406.97	42397.69	2436.47	815.79	574.17
708	353	DX388	SLU_ENV_NL	Min	-117760.78	-35383.86	656.22	-88.93	-255.49
708	353	SX388	SLU_ENV_NL	Min	-120529.25	-36184.16	-1238.23	-88.93	-572.83
708	353	SX375	SLU_ENV_NL	Min	-123573.37	-37046.63	-1578.76	-1060.96	-572.83
708	353	DX375	SLU_ENV_NL	Min	-119724.84	-35861.83	315.70	-1060.96	-255.49
709	354	DX375	SLU_ENV_NL	Max	141538.43	42502.44	3432.23	233.51	897.73
709	354	SX375	SLU_ENV_NL	Max	135958.67	40874.10	2455.46	233.51	436.86
709	354	SX362	SLU_ENV_NL	Max	135827.49	40661.75	3424.05	967.45	436.86
709	354	DX362	SLU_ENV_NL	Max	135275.92	40541.87	4400.82	967.45	897.73
709	354	DX375	SLU_ENV_NL	Min	-120005.93	-36088.72	1118.31	178.99	-429.18
709	354	SX375	SLU_ENV_NL	Min	-123705.79	-37154.57	-3305.59	178.99	-895.95
709	354	SX362	SLU_ENV_NL	Min	-131229.96	-39326.15	-4623.98	-1341.09	-895.95
709	354	DX362	SLU_ENV_NL	Min	-122750.18	-36738.11	-200.07	-1341.09	-429.18
710	355	DX362	SLU_ENV_NL	Max	135554.38	40766.26	5095.86	548.76	1344.56
710	355	SX362	SLU_ENV_NL	Max	136255.61	41006.56	4926.02	548.76	1020.73
710	355	SX349	SLU_ENV_NL	Max	137475.28	41112.71	6091.09	1474.61	1020.73
710	355	DX349	SLU_ENV_NL	Max	143600.17	42980.10	6260.94	1474.61	1344.56
710	355	DX362	SLU_ENV_NL	Min	-123178.52	-37083.63	-6749.71	-261.54	-1027.92
710	355	SX362	SLU_ENV_NL	Min	-131508.46	-39550.69	-2464.20	-261.54	-1343.74
710	355	SX349	SLU_ENV_NL	Min	-126447.18	-37836.01	-3972.78	-1729.47	-1343.74
710	355	DX349	SLU_ENV_NL	Min	-125875.22	-37632.49	-8258.29	-1729.47	-1027.92
711	356	DX349	SLU_ENV_NL	Max	144053.01	43346.27	8025.41	916.92	1795.08



Autorità Portuale di Taranto
Interventi per il dragaggio di 2,3 M³ di sedimenti in area Molo Polisettoriale e per la realizzazione di un primo lotto della cassa di colmata funzionale all'ampliamento del V Sporgente del Porto di Taranto

Allegati alla relazione di calcolo strutturale allineamento "BC"

Data 05/2016
Rev. B
c.d.c.: C296A
514B

711	356	SX349	SLU_ENV_NL	Max	138074.81	41595.63	6833.32	916.92	1341.01
711	356	SX336	SLU_ENV_NL	Max	138487.90	41373.18	8224.61	1754.51	1341.01
711	356	DX336	SLU_ENV_NL	Max	148474.06	44411.85	9416.70	1754.51	1795.08
711	356	DX349	SLU_ENV_NL	Min	-126475.01	-38116.25	-8121.72	-521.78	-1345.02
711	356	SX349	SLU_ENV_NL	Min	-126899.09	-38199.09	-6044.28	-521.78	-1792.86
711	356	SX336	SLU_ENV_NL	Min	-126391.09	-37787.97	-7132.36	-2123.70	-1792.86
711	356	DX336	SLU_ENV_NL	Min	-131288.89	-39212.92	-9209.80	-2123.70	-1345.02
712	357	DX336	SLU_ENV_NL	Max	149083.36	44903.58	10267.27	1374.88	2354.94
712	357	SX336	SLU_ENV_NL	Max	139280.55	42011.79	10275.29	1374.88	1843.33
712	357	SX323	SLU_ENV_NL	Max	141947.73	42356.69	11719.78	2192.54	1843.33
712	357	DX323	SLU_ENV_NL	Max	153372.20	45833.09	11711.76	2192.54	2354.94
712	357	DX336	SLU_ENV_NL	Min	-132081.76	-39852.28	-9833.80	-933.34	-1845.21
712	357	SX336	SLU_ENV_NL	Min	-126999.90	-38278.07	-8449.05	-933.34	-2354.46
712	357	SX323	SLU_ENV_NL	Min	-128084.58	-38247.28	-9446.15	-2616.13	-2354.46
712	357	DX323	SLU_ENV_NL	Min	-136275.30	-40654.84	-10830.90	-2616.13	-1845.21
713	358	DX323	SLU_ENV_NL	Max	154159.77	46468.33	13523.72	1735.60	2806.49
713	358	SX323	SLU_ENV_NL	Max	142933.72	43151.19	12666.68	1735.60	2275.15
713	358	SX310	SLU_ENV_NL	Max	144991.62	43226.41	14273.68	2575.79	2275.15
713	358	DX310	SLU_ENV_NL	Max	158797.49	47418.85	15130.72	2575.79	2806.49
713	358	DX323	SLU_ENV_NL	Min	-137261.47	-41449.95	-11728.16	-1282.36	-2277.47
713	358	SX323	SLU_ENV_NL	Min	-128871.81	-38881.36	-10437.39	-1282.36	-2804.76
713	358	SX310	SLU_ENV_NL	Min	-130866.41	-39040.10	-11611.70	-3019.70	-2804.76
713	358	DX310	SLU_ENV_NL	Min	-143378.13	-42741.93	-12902.46	-3019.70	-2277.47
714	359	DX310	SLU_ENV_NL	Max	159806.92	48233.04	16093.41	2238.37	3429.37
714	359	SX310	SLU_ENV_NL	Max	146183.02	44186.54	16507.26	2238.37	3003.49
714	359	SX297	SLU_ENV_NL	Max	150823.41	44915.39	18312.97	3215.29	3003.49
714	359	DX297	SLU_ENV_NL	Max	166584.42	49684.37	17899.12	3215.29	3429.37
714	359	DX310	SLU_ENV_NL	Min	-144569.66	-43702.49	-14460.01	-1877.98	-3006.57
714	359	SX310	SLU_ENV_NL	Min	-131875.40	-39852.81	-12442.34	-1877.98	-3429.54
714	359	SX297	SLU_ENV_NL	Min	-133853.45	-39865.85	-13739.36	-3574.27	-3429.54
714	359	DX297	SLU_ENV_NL	Min	-149921.44	-44644.84	-15757.03	-3574.27	-3006.57
715	360	DX297	SLU_ENV_NL	Max	167857.31	50711.00	18088.14	2643.82	3940.44
715	360	SX297	SLU_ENV_NL	Max	152232.71	46052.08	22099.33	2643.82	3653.24
715	360	SX284	SLU_ENV_NL	Max	161824.29	48165.02	22772.64	3793.62	3653.24
715	360	DX284	SLU_ENV_NL	Max	175056.33	52163.09	18761.44	3793.62	3940.44
715	360	DX297	SLU_ENV_NL	Min	-151330.13	-45779.51	-17148.21	-2400.99	-3656.41
715	360	SX297	SLU_ENV_NL	Min	-135125.82	-40890.75	-15330.00	-2400.99	-3947.60
715	360	SX284	SLU_ENV_NL	Min	-138575.60	-41219.67	-15730.75	-4040.97	-3947.60
715	360	DX284	SLU_ENV_NL	Min	-153229.98	-45588.52	-17548.96	-4040.97	-3656.41
716	361	DX284	SLU_ENV_NL	Max	220482.90	66648.64	16119.48	2033.71	3731.89
716	361	SX284	SLU_ENV_NL	Max	205303.20	62110.91	22414.26	2033.71	3633.57
716	361	SX271	SLU_ENV_NL	Max	216591.47	64457.49	23093.03	4208.15	3633.57
716	361	DX271	SLU_ENV_NL	Max	224405.16	66817.78	16798.25	4208.15	3731.89
716	361	DX284	SLU_ENV_NL	Min	-191983.68	-58111.52	-15540.22	-1950.98	-3634.19
716	361	SX284	SLU_ENV_NL	Min	-174840.32	-52955.70	-14775.17	-1950.98	-3745.07
716	361	SX271	SLU_ENV_NL	Min	-179798.44	-53435.93	-15363.79	-4302.69	-3745.07
716	361	DX271	SLU_ENV_NL	Min	-189831.40	-56433.00	-16128.84	-4302.69	-3634.19
717	362	DX271	SLU_ENV_NL	Max	226321.35	68544.18	20623.88	2751.49	4629.88
717	362	SX271	SLU_ENV_NL	Max	218523.43	66199.79	22737.15	2751.49	4670.71
717	362	SX258	SLU_ENV_NL	Max	225744.20	67080.50	24250.54	5127.07	4670.71
717	362	DX258	SLU_ENV_NL	Max	231489.92	68799.20	22137.28	5127.07	4629.88
717	362	DX271	SLU_ENV_NL	Min	-191761.75	-58169.94	-17876.18	-2790.96	-4672.55
717	362	SX271	SLU_ENV_NL	Min	-181714.41	-55161.61	-17120.25	-2790.96	-4634.90
717	362	SX258	SLU_ENV_NL	Min	-187962.26	-55741.40	-18689.88	-5100.03	-4634.90
717	362	DX258	SLU_ENV_NL	Min	-195861.50	-58117.03	-19445.81	-5100.03	-4672.55
718	363	DX258	SLU_ENV_NL	Max	233883.64	70956.08	21451.05	3336.85	5375.35
718	363	SX258	SLU_ENV_NL	Max	228054.45	69163.00	25290.49	3336.85	5701.62
718	363	SX245	SLU_ENV_NL	Max	238506.49	70805.29	25999.62	6050.68	5701.62
718	363	DX245	SLU_ENV_NL	Max	242327.17	71907.17	22160.18	6050.68	5375.35
718	363	DX258	SLU_ENV_NL	Min	-198170.62	-60195.75	-20561.77	-3615.96	-5705.01
718	363	SX258	SLU_ENV_NL	Min	-190355.52	-57896.73	-18451.74	-3615.96	-5383.18
718	363	SX245	SLU_ENV_NL	Min	-195849.61	-57964.81	-19383.96	-5780.55	-5383.18
718	363	DX245	SLU_ENV_NL	Min	-200864.28	-59514.72	-21493.99	-5780.55	-5705.01
719	364	DX245	SLU_ENV_NL	Max	245148.60	74449.27	23583.10	3758.11	5939.61
719	364	SX245	SLU_ENV_NL	Max	241118.17	73158.81	23671.92	3758.11	6525.03
719	364	SX232	SLU_ENV_NL	Max	247118.56	73312.21	24459.39	6805.71	6525.03
719	364	DX232	SLU_ENV_NL	Max	252785.78	74931.04	24370.57	6805.71	5939.61
719	364	DX245	SLU_ENV_NL	Min	-203475.22	-61865.82	-20833.35	-4254.77	-6526.34
719	364	SX245	SLU_ENV_NL	Min	-198670.63	-60505.53	-20066.78	-4254.77	-5940.02
719	364	SX232	SLU_ENV_NL	Min	-206980.75	-61189.88	-21165.86	-6309.38	-5940.02
719	364	DX232	SLU_ENV_NL	Min	-211990.38	-62773.86	-21932.43	-6309.38	-6526.34
720	365	DX232	SLU_ENV_NL	Max	256111.11	77927.11	21933.88	4417.77	6784.55
720	365	SX232	SLU_ENV_NL	Max	250055.70	75959.16	26643.76	4417.77	7885.56
720	365	SX219	SLU_ENV_NL	Max	264186.47	78313.49	27311.63	8028.25	7885.56
720	365	DX219	SLU_ENV_NL	Max	267879.29	79270.01	22601.74	8028.25	6784.55
720	365	DX232	SLU_ENV_NL	Min	-214926.59	-65417.72	-23058.46	-5340.32	-7889.36
720	365	SX232	SLU_ENV_NL	Min	-210305.63	-64184.45	-20588.53	-5340.32	-6794.65
720	365	SX219	SLU_ENV_NL	Min	-217812.60	-64251.02	-21620.50	-7090.03	-6794.65
720	365	DX219	SLU_ENV_NL	Min	-217388.06	-64276.68	-24090.43	-7090.03	-7889.36
721	366	DX219	SLU_ENV_NL	Max	271821.40	82821.35	24927.82	5063.83	7635.19
721	366	SX219	SLU_ENV_NL	Max	267513.95	81311.53	23247.22	5063.83	9200.65



721	366	SX206	SLU_ENV_NL	Max	272813.67	80786.76	24605.54	9221.59	9200.65
721	366	DX206	SLU_ENV_NL	Max	280913.72	82999.18	26286.14	9221.59	7635.19
721	366	DX219	SLU_ENV_NL	Min	-220715.07	-67273.13	-22567.02	-6371.26	-9198.91
721	366	SX219	SLU_ENV_NL	Min	-221754.53	-67801.76	-22832.06	-6371.26	-7630.46
721	366	SX206	SLU_ENV_NL	Min	-235144.38	-69267.91	-24586.91	-7873.16	-7630.46
721	366	DX206	SLU_ENV_NL	Min	-234068.24	-69161.87	-24321.87	-7873.16	-9198.91
722	367	DX206	SLU_ENV_NL	Max	285664.74	87278.89	22759.73	6119.88	8967.57
722	367	SX206	SLU_ENV_NL	Max	276644.60	84238.19	27044.53	6119.88	11393.90
722	367	SX193	SLU_ENV_NL	Max	292025.29	86362.78	28616.69	11179.26	11393.90
722	367	DX193	SLU_ENV_NL	Max	300058.83	88438.18	24331.89	11179.26	8967.57
722	367	DX206	SLU_ENV_NL	Min	-237898.80	-72612.04	-25148.65	-8133.19	-11394.79
722	367	SX206	SLU_ENV_NL	Min	-239895.47	-73547.87	-23635.88	-8133.19	-8976.57
722	367	SX193	SLU_ENV_NL	Min	-253346.57	-74424.74	-25682.21	-9087.03	-8976.57
722	367	DX193	SLU_ENV_NL	Min	-244443.81	-72090.75	-27194.97	-9087.03	-11394.79
723	368	DX193	SLU_ENV_NL	Max	305859.15	93664.34	20853.21	7448.99	10636.69
723	368	SX193	SLU_ENV_NL	Max	296553.81	90446.08	36723.76	7448.99	13741.13
723	368	SX180	SLU_ENV_NL	Max	326834.57	96570.44	31158.53	13291.60	13741.13
723	368	DX180	SLU_ENV_NL	Max	327753.48	96419.45	15287.97	13291.60	10636.69
723	368	DX193	SLU_ENV_NL	Min	-248969.11	-76163.29	-32592.53	-10006.60	-13750.74
723	368	SX193	SLU_ENV_NL	Min	-259145.96	-79647.80	-27125.44	-10006.60	-10664.22
723	368	SX180	SLU_ENV_NL	Min	-270843.58	-79349.06	-22021.02	-10602.63	-10664.22
723	368	DX180	SLU_ENV_NL	Min	-244715.65	-71942.14	-27488.11	-10602.63	-13750.74
724	369	DX180	SLU_ENV_NL	Max	397126.50	118683.10	9288.14	4614.80	2558.63
724	369	SX180	SLU_ENV_NL	Max	395085.30	117920.35	7568.43	4614.80	3402.32
724	369	SX167	SLU_ENV_NL	Max	389354.22	117411.51	17.26	559.55	3402.32
724	369	DX167	SLU_ENV_NL	Max	395934.35	119235.16	848.30	559.55	2558.63
724	369	DX180	SLU_ENV_NL	Min	-294525.75	-87752.44	-10786.90	-5207.23	-3402.49
724	369	SX180	SLU_ENV_NL	Min	-327096.46	-97672.49	-8048.00	-5207.23	-2564.09
724	369	SX167	SLU_ENV_NL	Min	-322778.01	-97289.85	-871.42	273.52	-2564.09
724	369	DX167	SLU_ENV_NL	Min	-292936.78	-88486.32	-2721.64	273.52	-3402.49
725	370	DX167	SLU_ENV_NL	Max	394464.40	117832.04	3999.04	4834.86	2853.36
725	370	SX167	SLU_ENV_NL	Max	387474.09	115615.78	2562.71	4834.86	3522.87
725	370	SX154	SLU_ENV_NL	Max	386070.47	116447.59	-88.84	701.49	3522.87
725	370	DX154	SLU_ENV_NL	Max	393455.05	118543.80	1347.49	701.49	2853.36
725	370	DX167	SLU_ENV_NL	Min	-291056.20	-86689.14	-6405.87	-5273.20	-3527.26
725	370	SX167	SLU_ENV_NL	Min	-321307.01	-95883.24	-5030.76	-5273.20	-2858.78
725	370	SX154	SLU_ENV_NL	Min	-316171.69	-95360.37	-2951.75	-5.95	-2858.78
725	370	DX154	SLU_ENV_NL	Min	-284875.86	-86090.48	-4326.86	-5.95	-3527.26
726	371	DX154	SLU_ENV_NL	Max	392132.35	117281.12	16.74	4098.34	2016.81
726	371	SX154	SLU_ENV_NL	Max	384395.15	114847.46	-699.83	4098.34	2648.00
726	371	SX141	SLU_ENV_NL	Max	380338.92	114572.77	-337.98	677.11	2648.00
726	371	DX141	SLU_ENV_NL	Max	390986.48	117654.53	378.59	677.11	2016.81
726	371	DX154	SLU_ENV_NL	Min	-283200.16	-84489.11	-4707.23	-4495.86	-2647.50
726	371	SX154	SLU_ENV_NL	Min	-314848.14	-94094.86	-2301.09	-4495.86	-2020.24
726	371	SX141	SLU_ENV_NL	Min	-311651.28	-93854.96	-3398.46	-8.15	-2020.24
726	371	DX141	SLU_ENV_NL	Min	-281559.93	-84938.92	-5804.60	-8.15	-2647.50
727	372	DX141	SLU_ENV_NL	Max	390000.87	116713.81	-486.79	3735.63	1611.74
727	372	SX141	SLU_ENV_NL	Max	379022.20	113314.87	-2009.76	3735.63	2202.76
727	372	SX128	SLU_ENV_NL	Max	377744.84	113715.24	-2547.56	999.98	2202.76
727	372	DX128	SLU_ENV_NL	Max	390194.39	117344.77	-1024.58	999.98	1611.74
727	372	DX141	SLU_ENV_NL	Min	-280243.16	-83680.83	-4841.33	-4092.62	-2203.88
727	372	SX141	SLU_ENV_NL	Min	-310664.89	-92911.67	-3292.90	-4092.62	-1616.33
727	372	SX128	SLU_ENV_NL	Min	-306998.88	-92387.46	-3353.19	-358.18	-1616.33
727	372	DX128	SLU_ENV_NL	Min	-276780.22	-83426.18	-4901.61	-358.18	-2203.88
728	373	DX128	SLU_ENV_NL	Max	389425.95	116611.43	-2019.16	3384.71	1217.02
728	373	SX128	SLU_ENV_NL	Max	376661.81	112680.37	-2937.31	3384.71	1787.74
728	373	SX115	SLU_ENV_NL	Max	373008.56	112220.74	-2927.24	1319.84	1787.74
728	373	DX115	SLU_ENV_NL	Max	388629.43	116805.19	-2009.09	1319.84	1217.02
728	373	DX128	SLU_ENV_NL	Min	-275697.33	-82391.77	-5277.79	-3717.48	-1785.18
728	373	SX128	SLU_ENV_NL	Min	-306229.75	-91651.84	-3003.10	-3717.48	-1219.52
728	373	SX115	SLU_ENV_NL	Min	-304405.25	-91538.66	-3533.34	-689.58	-1219.52
728	373	DX115	SLU_ENV_NL	Min	-275507.12	-82969.56	-5808.04	-689.58	-1785.18
729	374	DX115	SLU_ENV_NL	Max	388036.60	116239.81	-2266.63	3160.07	964.23
729	374	SX115	SLU_ENV_NL	Max	372109.15	111361.17	-3490.57	3160.07	1526.61
729	374	SX102	SLU_ENV_NL	Max	371319.18	111667.33	-3564.73	1520.51	1526.61
729	374	DX102	SLU_ENV_NL	Max	389907.22	117143.34	-2101.80	1520.51	964.23
729	374	DX115	SLU_ENV_NL	Min	-274607.97	-82110.82	-5878.12	-3479.10	-1526.62
729	374	SX115	SLU_ENV_NL	Min	-303811.58	-90970.48	-3729.57	-3479.10	-970.45
729	374	SX102	SLU_ENV_NL	Min	-299859.79	-90130.93	-3845.72	-891.62	-970.45
729	374	DX102	SLU_ENV_NL	Min	-272113.52	-81905.63	-6233.27	-891.62	-1526.62
730	375	DX102	SLU_ENV_NL	Max	389477.37	116733.91	-2755.14	2855.51	615.90
730	375	SX102	SLU_ENV_NL	Max	370553.15	110935.22	-3382.99	2855.51	1296.28
730	375	SX89	SLU_ENV_NL	Max	367221.47	110397.17	-2924.19	1807.68	1296.28
730	375	DX89	SLU_ENV_NL	Max	388993.44	116807.33	-2476.97	1807.68	615.90
730	375	DX102	SLU_ENV_NL	Min	-271347.71	-81174.24	-6414.87	-3267.47	-1294.01
730	375	SX102	SLU_ENV_NL	Min	-299428.90	-89718.02	-3386.61	-3267.47	-620.53
730	375	SX89	SLU_ENV_NL	Min	-298582.77	-89685.48	-3104.82	-1072.30	-620.53
730	375	DX89	SLU_ENV_NL	Min	-271892.96	-81797.95	-5952.46	-1072.30	-1294.01
731	376	DX89	SLU_ENV_NL	Max	388760.38	116584.51	-1724.05	2530.42	243.19
731	376	SX89	SLU_ENV_NL	Max	366557.60	109762.38	-3381.86	2530.42	1151.05
731	376	SX76	SLU_ENV_NL	Max	365835.72	109955.62	-2984.87	2123.36	1151.05



Autorità Portuale di Taranto
Interventi per il dragaggio di 2,3 M m³ di sedimenti in area Molo Polisettoriale e per la realizzazione di un primo lotto della cassa di colmata funzionale all'ampliamento del V Sporgente del Porto di Taranto

Allegati alla relazione di calcolo strutturale allineamento "BC"

Data 05/2016
Rev. B
c.d.c.: C296A
514B



731	376	DX76	SLU_ENV_NL	Max	388565.11	116613.14	-1327.05	2123.36	243.19
731	376	DX89	SLU_ENV_NL	Min	-271229.53	-81164.67	-2037.76	-3130.92	-1148.62
731	376	SX89	SLU_ENV_NL	Min	-298349.85	-89463.11	-4155.68	-3130.92	-237.15
731	376	SX76	SLU_ENV_NL	Min	-298028.41	-89450.37	-3530.32	-1182.04	-237.15
731	376	DX76	SLU_ENV_NL	Min	-269477.60	-81047.47	-1412.40	-1182.04	-1148.62
732	377	DX76	SLU_ENV_NL	Max	388405.44	116459.51	-1526.41	2617.21	348.09
732	377	SX76	SLU_ENV_NL	Max	365201.99	109349.46	-1570.37	2617.21	1185.70
732	377	SX63	SLU_ENV_NL	Max	361328.36	108609.65	-1360.67	2030.14	1185.70
732	377	DX63	SLU_ENV_NL	Max	385769.30	115792.91	-343.20	2030.14	348.09
732	377	DX76	SLU_ENV_NL	Min	-268844.45	-80443.28	-1565.06	-3146.94	-1181.97
732	377	SX76	SLU_ENV_NL	Min	-297869.66	-89299.79	-2543.87	-3146.94	-344.65
732	377	SX63	SLU_ENV_NL	Min	-299760.62	-89989.30	-2407.72	-1140.43	-344.65
732	377	DX63	SLU_ENV_NL	Min	-270171.13	-81261.39	-2402.41	-1140.43	-1181.97
733	378	DX63	SLU_ENV_NL	Max	385452.31	115490.54	-228.75	3014.07	818.41
733	378	SX63	SLU_ENV_NL	Max	360619.83	107932.89	-87.49	3014.07	1424.18
733	378	SX50	SLU_ENV_NL	Max	362651.35	109048.46	1167.59	1620.47	1424.18
733	378	DX50	SLU_ENV_NL	Max	388548.97	116709.84	1026.33	1620.47	818.41
733	378	DX63	SLU_ENV_NL	Min	-269462.47	-80584.19	-3619.68	-3338.46	-1429.28
733	378	SX63	SLU_ENV_NL	Min	-299443.22	-89685.58	-1822.78	-3338.46	-826.04
733	378	SX50	SLU_ENV_NL	Min	-294577.60	-88520.66	-2894.41	-920.27	-826.04
733	378	DX50	SLU_ENV_NL	Min	-264361.43	-79562.98	-4691.31	-920.27	-1429.28
734	379	DX50	SLU_ENV_NL	Max	388049.75	116235.59	-1185.25	3172.51	1013.18
734	379	SX50	SLU_ENV_NL	Max	361873.10	108307.49	4418.81	3172.51	1435.81
734	379	SX37	SLU_ENV_NL	Max	362804.57	109095.81	4514.16	1441.81	1435.81
734	379	DX37	SLU_ENV_NL	Max	389709.26	117092.11	-1089.90	1441.81	1013.18
734	379	DX50	SLU_ENV_NL	Min	-263581.04	-78814.86	-6582.51	-3337.69	-1452.98
734	379	SX50	SLU_ENV_NL	Min	-294076.12	-88038.87	-850.59	-3337.69	-1029.05
734	379	SX37	SLU_ENV_NL	Min	-290219.75	-87249.89	-562.57	-889.56	-1029.05
734	379	DX37	SLU_ENV_NL	Min	-259542.04	-78122.07	-6294.49	-889.56	-1452.98
735	380	DX37	SLU_ENV_NL	Max	389307.80	116711.39	307.16	2690.79	457.88
735	380	SX37	SLU_ENV_NL	Max	362244.90	108564.11	1754.31	2690.79	617.63
735	380	SX24	SLU_ENV_NL	Max	366362.79	110018.19	1000.77	1907.26	617.63
735	380	DX24	SLU_ENV_NL	Max	393056.84	117998.00	-446.39	1907.26	457.88
735	380	DX37	SLU_ENV_NL	Min	-258979.84	-77581.95	-2379.25	-2629.55	-626.70
735	380	SX37	SLU_ENV_NL	Min	-289815.92	-86861.25	-831.11	-2629.55	-466.68
735	380	SX24	SLU_ENV_NL	Min	-285072.31	-85605.21	146.36	-1575.04	-466.68
735	380	DX24	SLU_ENV_NL	Min	-253523.40	-76169.02	-1401.78	-1575.04	-626.70
737	381	SX273	SLU_ENV_NL	Max	-446.72	646.28	3250.57	124.98	60.33
737	381	SX286	SLU_ENV_NL	Max	1678.88	672.98	-70.75	741.14	60.33
737	381	SX285	SLU_ENV_NL	Max	8242.42	1421.91	-66.77	741.14	32.20
737	381	SX272	SLU_ENV_NL	Max	3759.92	2234.47	3254.54	124.98	32.20
737	381	SX273	SLU_ENV_NL	Min	-1636.67	-3026.73	1471.36	84.79	-39.94
737	381	SX286	SLU_ENV_NL	Min	569.08	-863.21	-184.50	-355.65	-39.94
737	381	SX285	SLU_ENV_NL	Min	-19956.96	-4831.02	-606.02	-355.65	-38.17
737	381	SX272	SLU_ENV_NL	Min	-19674.95	-7781.74	1049.84	84.79	-38.17
738	382	SX272	SLU_ENV_NL	Max	5830.74	2832.75	2391.17	3646.11	87.80
738	382	SX285	SLU_ENV_NL	Max	11335.03	2372.67	811.72	4924.63	87.80
738	382	SX284	SLU_ENV_NL	Max	30024.32	7988.33	2812.13	4924.63	104.58
738	382	SX271	SLU_ENV_NL	Max	19247.93	6862.18	4391.57	3646.11	104.58
738	382	SX272	SLU_ENV_NL	Min	-5440.32	-3489.16	253.79	345.64	-102.36
738	382	SX285	SLU_ENV_NL	Min	-21604.87	-5347.59	189.96	-1033.26	-102.36
738	382	SX284	SLU_ENV_NL	Min	-223595.14	-65577.62	-738.13	-1033.26	-104.08
738	382	SX271	SLU_ENV_NL	Min	-203634.72	-62551.49	-674.29	345.64	-104.08
739	383	SX286	SLU_ENV_NL	Max	1694.55	1721.36	-329.75	76.30	42.96
739	383	SX299	SLU_ENV_NL	Max	-708.35	1574.88	2039.40	600.35	42.96
739	383	SX298	SLU_ENV_NL	Max	5742.68	740.68	2539.74	600.35	9.60
739	383	SX285	SLU_ENV_NL	Max	7628.53	3345.72	170.58	76.30	9.60
739	383	SX286	SLU_ENV_NL	Min	917.99	-229.66	-370.97	5.63	-23.94
739	383	SX299	SLU_ENV_NL	Min	-1529.56	-1052.17	381.78	-217.83	-23.94
739	383	SX298	SLU_ENV_NL	Min	-22753.90	-5243.46	536.29	-217.83	-35.68
739	383	SX285	SLU_ENV_NL	Min	-17350.01	-6169.13	-216.45	5.63	-35.68
740	384	SX285	SLU_ENV_NL	Max	8516.06	3604.12	399.80	2858.73	-1.91
740	384	SX298	SLU_ENV_NL	Max	8644.82	1619.18	2279.67	2884.17	-1.91
740	384	SX297	SLU_ENV_NL	Max	29424.48	7752.93	3768.54	2884.17	42.43
740	384	SX284	SLU_ENV_NL	Max	25773.48	8691.55	1888.67	2858.73	42.43
740	384	SX285	SLU_ENV_NL	Min	-15609.24	-5644.11	-50.90	-17.18	-50.22
740	384	SX298	SLU_ENV_NL	Min	-27724.29	-6737.36	400.11	-634.53	-50.22
740	384	SX297	SLU_ENV_NL	Min	-196529.25	-57658.26	131.42	-634.53	-5.73
740	384	SX284	SLU_ENV_NL	Min	-181988.75	-55889.34	-319.59	-17.18	-5.73
741	385	SX299	SLU_ENV_NL	Max	-364.19	319.37	2377.36	449.32	1.97
741	385	SX312	SLU_ENV_NL	Max	918.33	1028.32	2969.14	279.62	1.97
741	385	SX311	SLU_ENV_NL	Max	7485.16	1288.43	2663.83	279.62	21.11
741	385	SX298	SLU_ENV_NL	Max	6362.12	2581.11	2072.05	449.32	21.11
741	385	SX299	SLU_ENV_NL	Min	-2435.58	-2040.31	554.00	-153.20	-4.35
741	385	SX312	SLU_ENV_NL	Min	586.29	-1013.00	-677.54	-80.25	-4.35
741	385	SX311	SLU_ENV_NL	Min	-20121.04	-5386.91	-842.60	-80.25	-8.97
741	385	SX298	SLU_ENV_NL	Min	-23940.52	-8603.73	388.94	-153.20	-8.97
742	386	SX298	SLU_ENV_NL	Max	8987.27	3371.18	3346.64	3558.17	10.18
742	386	SX311	SLU_ENV_NL	Max	6683.31	1045.35	1450.81	2011.80	10.18
742	386	SX310	SLU_ENV_NL	Max	26429.04	7141.40	-6.91	2011.80	133.25
742	386	SX297	SLU_ENV_NL	Max	30256.31	9915.19	1888.93	3558.17	133.25



Autorità Portuale di Taranto
Interventi per il dragaggio di 2,3 M³ di sedimenti in area Molo Polisettoriale e per la realizzazione di un primo lotto della cassa di colmata funzionale all'ampliamento del V Sporgente del Porto di Taranto

Allegati alla relazione di calcolo strutturale allineamento "BC"

Data 05/2016
Rev. B
c.d.c.: C296A
514B

742	386	SX298	SLU_ENV_NL	Min	-29488.14	-10283.06	211.09	-464.52	-98.82
742	386	SX311	SLU_ENV_NL	Min	-19407.15	-5157.70	-687.45	-238.21	-98.82
742	386	SX310	SLU_ENV_NL	Min	-177470.41	-52161.75	-421.78	-238.21	-23.78
742	386	SX297	SLU_ENV_NL	Min	-196515.82	-59947.30	476.76	-464.52	-23.78
743	387	SX312	SLU_ENV_NL	Max	1373.99	1272.94	2778.47	511.39	5.53
743	387	SX325	SLU_ENV_NL	Max	177.53	827.00	1490.26	167.06	5.53
743	387	SX324	SLU_ENV_NL	Max	4332.85	698.75	1477.47	167.06	30.30
743	387	SX311	SLU_ENV_NL	Max	7936.50	3132.60	2765.68	511.39	30.30
743	387	SX312	SLU_ENV_NL	Min	183.57	-655.08	-874.47	-180.60	-21.38
743	387	SX325	SLU_ENV_NL	Min	-1163.29	-847.75	-343.98	-26.01	-21.38
743	387	SX324	SLU_ENV_NL	Min	-19003.25	-4663.27	-68.33	-26.01	-17.67
743	387	SX311	SLU_ENV_NL	Min	-20233.28	-6526.86	-598.81	-180.60	-17.67
744	388	SX311	SLU_ENV_NL	Max	7597.26	3036.95	1317.35	4242.69	27.52
744	388	SX324	SLU_ENV_NL	Max	4593.42	770.79	2961.82	731.77	27.52
744	388	SX323	SLU_ENV_NL	Max	21937.96	5815.77	1100.04	731.77	282.28
744	388	SX310	SLU_ENV_NL	Max	26543.35	8577.35	-343.89	4242.69	282.28
744	388	SX311	SLU_ENV_NL	Min	-22412.89	-7217.74	-696.10	-538.95	-244.62
744	388	SX324	SLU_ENV_NL	Min	-12047.20	-2539.46	43.19	-82.83	-244.62
744	388	SX323	SLU_ENV_NL	Min	-149334.67	-43974.55	395.40	-82.83	-40.93
744	388	SX310	SLU_ENV_NL	Min	-175459.63	-53418.27	-544.43	-538.95	-40.93
745	389	SX325	SLU_ENV_NL	Max	-707.95	161.67	1568.52	494.59	10.28
745	389	SX338	SLU_ENV_NL	Max	1129.07	692.60	1779.65	108.71	10.28
745	389	SX337	SLU_ENV_NL	Max	4992.19	807.47	1528.63	108.71	34.64
745	389	SX324	SLU_ENV_NL	Max	4501.63	1769.73	1317.50	494.59	34.64
745	389	SX325	SLU_ENV_NL	Min	-759.61	-1161.42	-146.01	-169.95	-23.27
745	389	SX338	SLU_ENV_NL	Min	214.60	-661.82	-363.48	-1.17	-23.27
745	389	SX337	SLU_ENV_NL	Min	-15551.90	-4345.70	-475.91	-1.17	-15.05
745	389	SX324	SLU_ENV_NL	Min	-19290.50	-6756.17	-258.44	-169.95	-15.05
746	390	SX324	SLU_ENV_NL	Max	5434.39	2055.49	2266.53	3345.58	31.67
746	390	SX337	SLU_ENV_NL	Max	2928.56	182.45	641.33	918.13	31.67
746	390	SX336	SLU_ENV_NL	Max	16256.71	4358.66	-305.60	918.13	193.26
746	390	SX323	SLU_ENV_NL	Max	21883.94	7154.23	1319.59	3345.58	193.26
746	390	SX324	SLU_ENV_NL	Min	-15795.26	-5733.95	70.54	-507.60	-171.04
746	390	SX337	SLU_ENV_NL	Min	-12868.27	-3514.26	-832.85	-2.59	-171.04
746	390	SX336	SLU_ENV_NL	Min	-130769.05	-38533.10	-444.20	-2.59	-44.12
746	390	SX323	SLU_ENV_NL	Min	-146746.15	-44645.18	459.19	-507.60	-44.12
747	391	SX338	SLU_ENV_NL	Max	1059.30	1664.00	1625.86	453.41	7.67
747	391	SX351	SLU_ENV_NL	Max	35.66	568.23	1735.77	64.17	7.67
747	391	SX350	SLU_ENV_NL	Max	3009.51	919.25	1896.18	64.17	31.60
747	391	SX337	SLU_ENV_NL	Max	5357.62	2515.45	1628.11	453.41	31.60
747	391	SX338	SLU_ENV_NL	Min	532.45	-100.04	-485.19	-141.32	-26.82
747	391	SX351	SLU_ENV_NL	Min	-235.90	377.09	1148.53	12.07	-26.82
747	391	SX350	SLU_ENV_NL	Min	-14322.60	-3635.60	1150.79	12.07	-15.35
747	391	SX337	SLU_ENV_NL	Min	-15317.78	-4761.41	-324.78	-141.32	-15.35
748	392	SX337	SLU_ENV_NL	Max	3947.05	2098.84	710.27	3268.92	31.97
748	392	SX350	SLU_ENV_NL	Max	5205.70	1571.55	2174.45	360.65	31.97
748	392	SX349	SLU_ENV_NL	Max	15925.72	4235.34	2084.08	360.65	232.39
748	392	SX336	SLU_ENV_NL	Max	16065.98	5201.46	-675.39	3268.92	232.39
748	392	SX337	SLU_ENV_NL	Min	-15817.79	-4943.01	-585.03	-421.96	-204.07
748	392	SX350	SLU_ENV_NL	Min	-7767.07	-1637.35	2102.04	30.64	-204.07
748	392	SX349	SLU_ENV_NL	Min	-107050.04	-31641.88	590.33	30.64	-35.95
748	392	SX336	SLU_ENV_NL	Min	-128375.04	-38956.05	-801.44	-421.96	-35.95
749	393	SX351	SLU_ENV_NL	Max	-404.48	-715.02	1802.88	410.99	9.62
749	393	SX364	SLU_ENV_NL	Max	910.54	240.16	836.99	31.51	9.62
749	393	SX363	SLU_ENV_NL	Max	1775.85	-192.83	577.69	31.51	33.26
749	393	SX350	SLU_ENV_NL	Max	2798.88	747.28	1838.95	410.99	33.26
749	393	SX351	SLU_ENV_NL	Min	-775.35	-921.85	1248.28	-125.16	-25.47
749	393	SX364	SLU_ENV_NL	Min	-486.24	-1376.45	-780.80	19.61	-25.47
749	393	SX363	SLU_ENV_NL	Min	-10657.07	-3145.88	-744.73	19.61	-13.89
749	393	SX350	SLU_ENV_NL	Min	-14339.64	-4905.67	988.97	-125.16	-13.89
750	394	SX350	SLU_ENV_NL	Max	5660.90	1609.89	1645.72	2337.96	24.51
750	394	SX363	SLU_ENV_NL	Max	-2694.73	-1538.00	84.60	751.51	24.51
750	394	SX362	SLU_ENV_NL	Max	3695.06	826.72	465.81	751.51	126.00
750	394	SX349	SLU_ENV_NL	Max	15724.98	5045.18	2694.85	2337.96	126.00
750	394	SX350	SLU_ENV_NL	Min	-10521.38	-3778.75	1519.38	-369.71	-112.09
750	394	SX363	SLU_ENV_NL	Min	-8410.53	-2453.35	-583.32	87.80	-112.09
750	394	SX362	SLU_ENV_NL	Min	-94264.02	-27904.71	-565.72	87.80	-44.15
750	394	SX349	SLU_ENV_NL	Min	-104984.50	-31796.38	869.06	-369.71	-44.15
751	395	SX364	SLU_ENV_NL	Max	549.99	236.08	700.34	358.79	11.50
751	395	SX377	SLU_ENV_NL	Max	55.88	384.74	729.55	54.01	11.50
751	395	SX376	SLU_ENV_NL	Max	771.98	-602.45	709.06	54.01	29.12
751	395	SX363	SLU_ENV_NL	Max	1627.26	-194.29	679.84	358.79	29.12
751	395	SX364	SLU_ENV_NL	Min	-260.35	-1117.28	-794.98	-111.22	-27.05
751	395	SX377	SLU_ENV_NL	Min	-679.41	-1385.90	-2604.00	-15.45	-27.05
751	395	SX376	SLU_ENV_NL	Min	-9175.44	-2383.50	-2542.16	-15.45	-13.30
751	395	SX363	SLU_ENV_NL	Min	-10257.37	-3011.34	-733.14	-111.22	-13.30
752	396	SX363	SLU_ENV_NL	Max	-2199.92	-1334.67	153.19	2244.39	37.38
752	396	SX376	SLU_ENV_NL	Max	2489.97	-94.83	1336.29	441.81	37.38
752	396	SX375	SLU_ENV_NL	Max	7205.33	1996.83	408.87	441.81	143.36
752	396	SX362	SLU_ENV_NL	Max	3322.98	1032.49	-303.42	2244.39	143.36
752	396	SX363	SLU_ENV_NL	Min	-10181.08	-3009.38	70.93	-317.22	-127.16

752	396	SX376	SLU_ENV_NL	Min	-5350.39	-1215.06	-3411.39	141.80	-127.16
752	396	SX375	SLU_ENV_NL	Min	-79626.48	-23707.93	-3868.00	141.80	-31.50
752	396	SX362	SLU_ENV_NL	Min	-92684.91	-27986.83	-856.48	-317.22	-31.50
753	397	SX377	SLU_ENV_NL	Max	281.46	1403.25	808.38	311.13	9.78
753	397	SX390	SLU_ENV_NL	Max	620.22	1484.45	434.41	50.80	9.78
753	397	SX389	SLU_ENV_NL	Max	1212.11	1282.65	217.40	50.80	29.60
753	397	SX376	SLU_ENV_NL	Max	1215.90	1291.03	591.37	311.13	29.60
753	397	SX377	SLU_ENV_NL	Min	-580.37	-584.73	-2565.03	-78.18	-25.13
753	397	SX390	SLU_ENV_NL	Min	548.48	-24.70	-533.39	-53.55	-25.13
753	397	SX389	SLU_ENV_NL	Min	-5965.61	-1925.30	-547.32	-53.55	-9.58
753	397	SX376	SLU_ENV_NL	Min	-9027.77	-3042.64	-2578.97	-78.18	-9.58
754	398	SX376	SLU_ENV_NL	Max	3468.31	1970.90	1049.28	1743.78	22.79
754	398	SX389	SLU_ENV_NL	Max	-84.08	889.65	714.33	584.49	22.79
754	398	SX388	SLU_ENV_NL	Max	1151.14	371.23	1201.25	584.49	92.23
754	398	SX375	SLU_ENV_NL	Max	6876.10	2094.81	446.99	1743.78	92.23
754	398	SX376	SLU_ENV_NL	Min	-7122.50	-2485.31	-3861.42	-216.55	-81.75
754	398	SX389	SLU_ENV_NL	Min	-4429.81	-1450.31	-216.38	136.99	-81.75
754	398	SX388	SLU_ENV_NL	Min	-69260.78	-20633.08	-818.66	136.99	-30.27
754	398	SX375	SLU_ENV_NL	Min	-78180.73	-23525.57	-3374.50	-216.55	-30.27
755	399	SX415	SLU_ENV_NL	Max	514.62	222.51	312.27	661.07	40.79
755	399	SX402	SLU_ENV_NL	Max	-302.72	-45.25	265.02	1148.34	40.79
755	399	SX403	SLU_ENV_NL	Max	-611.96	47.53	818.72	1148.34	2.40
755	399	SX416	SLU_ENV_NL	Max	2584.92	577.95	405.50	661.07	2.40
755	399	SX415	SLU_ENV_NL	Min	-48914.60	-14635.37	-858.96	6.83	-0.85
755	399	SX402	SLU_ENV_NL	Min	-55490.60	-16610.41	-635.46	-14.77	-0.85
755	399	SX403	SLU_ENV_NL	Min	-1383.48	-619.08	-542.23	-14.77	-32.33
755	399	SX416	SLU_ENV_NL	Min	360.13	360.64	-305.27	6.83	-32.33
756	400	SX416	SLU_ENV_NL	Max	364.94	362.46	-8.32	4.09	13.93
756	400	SX403	SLU_ENV_NL	Max	-293.03	142.82	663.07	145.07	13.93
756	400	SX404	SLU_ENV_NL	Max	-102.31	-180.18	730.66	145.07	1.53
756	400	SX417	SLU_ENV_NL	Max	1135.82	37.02	164.76	4.09	1.53
756	400	SX416	SLU_ENV_NL	Min	-2013.89	-807.61	-797.03	-23.16	-0.37
756	400	SX403	SLU_ENV_NL	Min	-4067.41	-1418.35	511.28	-8.59	-0.37
756	400	SX404	SLU_ENV_NL	Min	-417.29	-331.29	684.36	-8.59	-11.32
756	400	SX417	SLU_ENV_NL	Min	226.75	34.39	-729.44	-23.16	-11.32
757	401	SX392	SLU_ENV_NL	Max	419.16	368.19	-603.13	85.22	4.28
757	401	SX378	SLU_ENV_NL	Max	426.42	395.11	543.79	37.61	4.28
757	401	SX379	SLU_ENV_NL	Max	733.60	-103.42	444.02	37.61	29.40
757	401	SX393	SLU_ENV_NL	Max	-425.83	-493.43	-515.35	85.22	29.40
757	401	SX392	SLU_ENV_NL	Min	-511.71	-281.64	-614.58	-26.72	-28.28
757	401	SX378	SLU_ENV_NL	Min	147.95	-36.64	-381.47	-276.93	-28.28
757	401	SX379	SLU_ENV_NL	Min	-6275.12	-1660.85	-293.69	-276.93	-5.97
757	401	SX393	SLU_ENV_NL	Min	-4708.40	-1212.02	-714.35	-26.72	-5.97
758	402	SX393	SLU_ENV_NL	Max	-853.37	-70.64	674.91	-46.59	7.64
758	402	SX379	SLU_ENV_NL	Max	-160.78	-369.97	247.14	73.84	7.64
758	402	SX380	SLU_ENV_NL	Max	793.82	216.48	1111.50	73.84	96.86
758	402	SX394	SLU_ENV_NL	Max	-307.94	-164.17	587.99	-46.59	96.86
758	402	SX393	SLU_ENV_NL	Min	-953.34	-623.46	-1069.61	-243.69	-82.76
758	402	SX379	SLU_ENV_NL	Min	-6572.75	-1765.00	-952.85	-1518.74	-82.76
758	402	SX380	SLU_ENV_NL	Min	-58228.59	-17488.76	-1039.76	-1518.74	-9.33
758	402	SX394	SLU_ENV_NL	Min	-46308.71	-13897.30	-205.26	-243.69	-9.33
759	403	SX394	SLU_ENV_NL	Max	30171.12	8922.83	422.68	568.89	1172.88
759	403	SX380	SLU_ENV_NL	Max	29488.97	8950.32	975.99	1340.18	1172.88
759	403	SX381	SLU_ENV_NL	Max	34972.67	11870.70	79.40	1340.18	107.27
759	403	SX395	SLU_ENV_NL	Max	35750.80	12060.13	771.98	568.89	107.27
759	403	SX394	SLU_ENV_NL	Min	-107791.18	-32398.31	54.37	-1394.65	-106.56
759	403	SX380	SLU_ENV_NL	Min	-108150.98	-32477.79	-883.63	319.97	-106.56
759	403	SX381	SLU_ENV_NL	Min	22944.05	5926.97	-534.34	319.97	-1176.42
759	403	SX395	SLU_ENV_NL	Min	19149.26	4624.23	-842.22	-1394.65	-1176.42
761	404	SX397	SLU_ENV_NL	Max	57823.54	17349.11	67.20	1196.67	392.09
761	404	SX383	SLU_ENV_NL	Max	60756.98	18353.94	140.55	544.42	392.09
761	404	SX384	SLU_ENV_NL	Max	27151.37	8116.95	182.13	544.42	1372.04
761	404	SX398	SLU_ENV_NL	Max	26558.36	7987.89	-96.10	1196.67	1372.04
761	404	SX397	SLU_ENV_NL	Min	-904.53	82.99	-245.49	-369.10	-1373.39
761	404	SX383	SLU_ENV_NL	Min	-1862.10	-183.25	75.40	-2003.09	-1373.39
761	404	SX384	SLU_ENV_NL	Min	-71736.67	-21394.29	-22.75	-2003.09	-391.72
761	404	SX398	SLU_ENV_NL	Min	-69449.94	-20896.04	-138.76	-369.10	-391.72
762	405	SX398	SLU_ENV_NL	Max	26558.06	7987.80	138.77	369.11	1370.24
762	405	SX384	SLU_ENV_NL	Max	27151.08	8116.86	26.88	1997.60	1370.24
762	405	SX385	SLU_ENV_NL	Max	60560.86	18293.12	-75.42	1997.60	392.09
762	405	SX399	SLU_ENV_NL	Max	57628.44	17289.11	245.50	369.11	392.09
762	405	SX398	SLU_ENV_NL	Min	-68549.21	-20625.61	98.30	-1198.00	-391.73
762	405	SX384	SLU_ENV_NL	Min	-70830.37	-21122.62	-182.15	-544.43	-391.73
762	405	SX385	SLU_ENV_NL	Min	-1862.05	-183.22	-137.89	-544.43	-1371.59
762	405	SX399	SLU_ENV_NL	Min	-904.44	83.03	-66.46	-1198.00	-1371.59
764	406	SX401	SLU_ENV_NL	Max	35751.06	12060.17	845.03	1389.51	107.27
764	406	SX387	SLU_ENV_NL	Max	34972.83	11870.70	534.30	-319.98	107.27
764	406	SX388	SLU_ENV_NL	Max	25078.91	7608.31	883.65	-319.98	1178.36
764	406	SX402	SLU_ENV_NL	Max	25772.99	7601.85	-49.05	1389.51	1178.36
764	406	SX401	SLU_ENV_NL	Min	18448.57	4398.38	-771.99	-568.89	-1181.83
764	406	SX387	SLU_ENV_NL	Min	22239.06	5693.41	-82.99	-1358.00	-1181.83



764	406	SX388	SLU_ENV_NL	Min	-108151.53	-32477.97	-977.07	-1358.00	-106.56
764	406	SX402	SLU_ENV_NL	Min	-107791.63	-32398.47	-422.64	-568.89	-106.56
765	407	SX402	SLU_ENV_NL	Max	-266.23	-151.46	176.52	349.72	106.74
765	407	SX388	SLU_ENV_NL	Max	868.84	238.75	992.80	1681.14	106.74
765	407	SX389	SLU_ENV_NL	Max	-225.67	-390.87	900.20	1681.14	9.28
765	407	SX403	SLU_ENV_NL	Max	-308.89	120.09	1063.12	349.72	9.28
765	407	SX402	SLU_ENV_NL	Min	-56442.09	-16939.23	-541.55	52.81	-10.97
765	407	SX388	SLU_ENV_NL	Min	-68023.78	-20445.93	-1078.84	-82.16	-10.97
765	407	SX389	SLU_ENV_NL	Min	-5625.36	-1499.30	-192.24	-82.16	-93.07
765	407	SX403	SLU_ENV_NL	Min	-884.74	-633.90	-634.14	52.81	-93.07
766	408	SX403	SLU_ENV_NL	Max	-448.35	-501.13	748.08	22.84	24.21
766	408	SX389	SLU_ENV_NL	Max	707.05	-112.91	285.69	247.60	24.21
766	408	SX390	SLU_ENV_NL	Max	422.18	385.78	350.08	247.60	3.30
766	408	SX404	SLU_ENV_NL	Max	326.53	346.85	654.02	22.84	3.30
766	408	SX403	SLU_ENV_NL	Min	-4184.77	-1058.22	569.55	-68.82	-4.99
766	408	SX389	SLU_ENV_NL	Min	-5500.74	-1446.36	-489.09	-32.44	-4.99
766	408	SX390	SLU_ENV_NL	Min	181.55	-26.60	-583.15	-32.44	-23.28
766	408	SX404	SLU_ENV_NL	Min	-482.82	-272.40	633.94	-68.82	-23.28
785	409	DX406	SLU_ENV_NL	Max	121466.28	36429.06	58.37	479.08	-202.76
785	409	DX393	SLU_ENV_NL	Max	120978.61	36249.52	105.50	6.27	-202.76
785	409	DX394	SLU_ENV_NL	Max	21006.00	5648.36	317.84	6.27	230.51
785	409	DX407	SLU_ENV_NL	Max	21765.75	5870.16	579.69	479.08	230.51
785	409	DX406	SLU_ENV_NL	Min	-56900.33	-17105.89	-408.78	-288.54	-228.77
785	409	DX393	SLU_ENV_NL	Min	-56855.40	-17124.53	-730.63	-823.19	-228.77
785	409	DX394	SLU_ENV_NL	Min	-58689.92	-16727.19	-209.30	-823.19	203.40
785	409	DX407	SLU_ENV_NL	Min	-57404.16	-16254.85	-196.44	-288.54	203.40
787	410	DX409	SLU_ENV_NL	Max	-18086.82	-4604.90	-45.94	-112.15	264.39
787	410	DX396	SLU_ENV_NL	Max	-18709.88	-4796.33	315.49	490.99	264.39
787	410	DX397	SLU_ENV_NL	Max	40758.16	12194.37	376.78	490.99	-135.15
787	410	DX410	SLU_ENV_NL	Max	40352.84	12109.66	43.70	-112.15	-135.15
787	410	DX409	SLU_ENV_NL	Min	-23782.60	-7123.11	-411.25	-124.96	135.93
787	410	DX396	SLU_ENV_NL	Min	-24188.89	-7360.92	-119.15	203.79	135.93
787	410	DX397	SLU_ENV_NL	Min	-9202.59	-2765.42	-29.51	203.79	-264.10
787	410	DX410	SLU_ENV_NL	Min	-9249.62	-2710.89	-349.96	-124.96	-264.10
788	411	DX410	SLU_ENV_NL	Max	40352.73	12109.62	349.96	124.96	-135.44
788	411	DX397	SLU_ENV_NL	Max	40758.06	12194.34	22.55	-210.02	-135.44
788	411	DX398	SLU_ENV_NL	Max	-18710.05	-4796.40	100.98	-210.02	264.39
788	411	DX411	SLU_ENV_NL	Max	-18086.98	-4604.96	411.25	124.96	264.39
788	411	DX410	SLU_ENV_NL	Min	-8232.18	-2405.59	-14.75	106.57	-264.11
788	411	DX397	SLU_ENV_NL	Min	-8166.90	-2454.78	-376.78	-491.00	-264.11
788	411	DX398	SLU_ENV_NL	Min	-25054.08	-7580.34	-315.49	-491.00	136.19
788	411	DX411	SLU_ENV_NL	Min	-24666.39	-7346.78	63.68	106.57	136.19
790	412	DX413	SLU_ENV_NL	Max	21766.04	5870.19	196.45	294.99	229.17
790	412	DX400	SLU_ENV_NL	Max	21006.28	5648.39	195.07	826.47	229.17
790	412	DX401	SLU_ENV_NL	Max	122582.87	36717.64	731.02	826.47	-202.76
790	412	DX414	SLU_ENV_NL	Max	123097.42	36907.69	408.80	294.99	-202.76
790	412	DX413	SLU_ENV_NL	Min	-57344.68	-16274.04	-570.27	-479.08	203.40
790	412	DX400	SLU_ENV_NL	Min	-58653.44	-16754.69	-317.86	-6.27	203.40
790	412	DX401	SLU_ENV_NL	Min	-56855.69	-17124.63	-105.51	-6.27	-227.39
790	412	DX414	SLU_ENV_NL	Min	-56900.60	-17105.99	-34.33	-479.08	-227.39
793	413	DX393	SLU_ENV_NL	Max	121287.80	36532.61	512.05	950.87	-612.77
793	413	DX380	SLU_ENV_NL	Max	120679.92	36113.13	45.49	-475.50	-612.77
793	413	DX381	SLU_ENV_NL	Max	20730.97	6669.53	818.63	-475.50	701.97
793	413	DX394	SLU_ENV_NL	Max	21205.89	6978.97	102.77	950.87	701.97
793	413	DX393	SLU_ENV_NL	Min	-56577.83	-16863.63	-1003.28	250.27	-697.64
793	413	DX380	SLU_ENV_NL	Min	-54795.81	-16463.96	-287.42	-1379.02	-697.64
793	413	DX381	SLU_ENV_NL	Min	-62645.76	-19614.17	-377.38	-1379.02	612.52
793	413	DX394	SLU_ENV_NL	Min	-59418.44	-18408.04	89.18	250.27	612.52
795	414	DX396	SLU_ENV_NL	Max	-19421.21	-6301.19	263.88	-450.42	796.93
795	414	DX383	SLU_ENV_NL	Max	-21032.15	-6958.75	38.97	1120.64	796.93
795	414	DX384	SLU_ENV_NL	Max	42465.74	12658.00	115.26	1120.64	-428.26
795	414	DX397	SLU_ENV_NL	Max	41086.37	12422.16	298.60	-450.42	-428.26
795	414	DX396	SLU_ENV_NL	Min	-24194.63	-6924.60	-160.27	-735.68	429.85
795	414	DX383	SLU_ENV_NL	Min	-25208.03	-7461.64	-267.86	549.69	429.85
795	414	DX384	SLU_ENV_NL	Min	-8411.43	-2654.64	-233.14	549.69	-795.81
795	414	DX397	SLU_ENV_NL	Min	-9015.01	-2595.61	-83.97	-735.68	-795.81
796	415	DX397	SLU_ENV_NL	Max	41086.29	12422.14	68.74	735.70	-429.38
796	415	DX384	SLU_ENV_NL	Max	42465.71	12657.99	233.14	-556.99	-429.38
796	415	DX385	SLU_ENV_NL	Max	-21032.36	-6958.80	267.86	-556.99	796.94
796	415	DX398	SLU_ENV_NL	Max	-19421.38	-6301.23	149.39	735.70	796.94
796	415	DX397	SLU_ENV_NL	Min	-7978.96	-2284.64	-298.60	445.78	-795.82
796	415	DX384	SLU_ENV_NL	Min	-7381.20	-2345.73	-109.69	-1120.67	-795.82
796	415	DX385	SLU_ENV_NL	Min	-26103.13	-7753.19	-29.03	-1120.67	430.99
796	415	DX398	SLU_ENV_NL	Min	-25080.57	-7212.30	-263.88	445.78	430.99
798	416	DX400	SLU_ENV_NL	Max	21206.20	6979.11	-89.17	-237.03	694.76
798	416	DX387	SLU_ENV_NL	Max	20731.38	6669.71	377.42	1375.38	694.76
798	416	DX388	SLU_ENV_NL	Max	122287.49	36597.58	284.28	1375.38	-612.76
798	416	DX401	SLU_ENV_NL	Max	122902.38	37040.78	995.36	-237.03	-612.76
798	416	DX400	SLU_ENV_NL	Min	-59359.39	-18365.96	-107.26	-950.87	612.52
798	416	DX387	SLU_ENV_NL	Min	-62579.00	-19580.65	-818.34	475.49	612.52
798	416	DX388	SLU_ENV_NL	Min	-54796.00	-16464.00	-45.50	475.49	-690.35



Autorità Portuale di Taranto
Interventi per il dragaggio di 2,3 M m³ di sedimenti in area Molo Polisettoriale e per la realizzazione di un primo lotto della cassa di colmata funzionale all'ampliamento del V Sporgente del Porto di Taranto

Allegati alla relazione di calcolo strutturale allineamento "BC"

Data 05/2016
Rev. B
c.d.c.: C296A
514B



798	416	DX401	SLU_ENV_NL	Min	-56578.11	-16863.70	-512.09	-950.87	-690.35
831	417	SX407	SLU_ENV_NL	Max	132995.81	39906.49	201.48	486.71	41.03
831	417	DX406	SLU_ENV_NL	Max	143003.65	42904.96	45.74	486.71	82.30
831	417	DX393	SLU_ENV_NL	Max	142517.03	42751.24	-7.45	625.18	82.30
831	417	SX394	SLU_ENV_NL	Max	132019.86	39598.21	172.46	625.18	41.03
831	417	SX407	SLU_ENV_NL	Min	-120439.58	-36135.89	151.68	-560.60	-81.10
831	417	DX406	SLU_ENV_NL	Min	-113041.11	-33920.38	-358.52	-560.60	-40.45
831	417	DX393	SLU_ENV_NL	Min	-114255.10	-34268.48	-337.74	-629.65	-40.45
831	417	SX394	SLU_ENV_NL	Min	-121044.89	-36309.46	148.29	-629.65	-81.10
832	418	SX394	SLU_ENV_NL	Max	132093.82	39657.48	271.48	298.18	149.89
832	418	DX393	SLU_ENV_NL	Max	142553.57	42780.74	351.35	298.18	307.10
832	418	DX380	SLU_ENV_NL	Max	143622.44	43072.06	525.55	816.93	307.10
832	418	SX380	SLU_ENV_NL	Max	130980.66	39264.86	164.72	816.93	149.89
832	418	SX394	SLU_ENV_NL	Min	-121081.40	-36338.84	-9.48	-468.46	-305.02
832	418	DX393	SLU_ENV_NL	Min	-114329.34	-34328.66	-930.97	-468.46	-150.91
832	418	DX380	SLU_ENV_NL	Min	-116334.25	-34870.42	-1360.38	-723.38	-150.91
832	418	SX380	SLU_ENV_NL	Min	-120450.75	-36120.81	-157.93	-723.38	-305.02
836	419	SX415	SLU_ENV_NL	Max	137863.14	41366.36	-116.39	560.60	41.03
836	419	SX402	SLU_ENV_NL	Max	136826.70	41040.59	-88.54	629.65	41.03
836	419	DX401	SLU_ENV_NL	Max	142517.66	42751.43	424.36	629.65	78.97
836	419	DX414	SLU_ENV_NL	Max	143004.30	42905.16	396.51	560.60	78.97
836	419	SX415	SLU_ENV_NL	Min	-120440.11	-36136.04	-201.49	-503.38	-77.72
836	419	SX402	SLU_ENV_NL	Min	-121045.44	-36309.62	-148.30	-636.16	-77.72
836	419	DX401	SLU_ENV_NL	Min	-115564.14	-34661.51	7.45	-636.16	-40.45
836	419	DX414	SLU_ENV_NL	Min	-114299.43	-34297.56	-45.74	-503.38	-40.45
837	420	SX402	SLU_ENV_NL	Max	136898.25	41097.92	9.51	468.46	149.89
837	420	SX388	SLU_ENV_NL	Max	135804.75	40712.98	365.71	723.38	149.89
837	420	DX388	SLU_ENV_NL	Max	143623.16	43072.28	1578.94	723.38	297.87
837	420	DX401	SLU_ENV_NL	Max	142554.20	42780.93	1082.48	468.46	297.87
837	420	SX402	SLU_ENV_NL	Min	-121081.95	-36339.00	-130.75	-319.77	-295.80
837	420	SX388	SLU_ENV_NL	Min	-120451.19	-36120.94	-164.70	-822.88	-295.80
837	420	DX388	SLU_ENV_NL	Min	-117594.33	-35249.34	-525.59	-822.88	-150.91
837	420	DX401	SLU_ENV_NL	Min	-115635.97	-34719.75	-351.38	-319.77	-150.91
859	421	DX381	SLU_ENV_NL	Max	15298.39	4998.72	623.73	-1451.55	1602.45
859	421	DX368	SLU_ENV_NL	Max	7632.81	2604.17	991.85	4548.69	1602.45
859	421	DX369	SLU_ENV_NL	Max	147282.13	44447.46	867.70	4548.69	-505.80
859	421	DX382	SLU_ENV_NL	Max	138525.80	41946.14	449.05	-1451.55	-505.80
859	421	DX381	SLU_ENV_NL	Min	-41566.79	-11248.54	-78.76	-2922.23	508.91
859	421	DX368	SLU_ENV_NL	Min	-43965.18	-12607.44	597.93	913.64	508.91
859	421	DX369	SLU_ENV_NL	Min	-84835.34	-25453.87	423.25	913.64	-1602.73
859	421	DX382	SLU_ENV_NL	Min	-87636.34	-25644.99	-202.91	-2922.23	-1602.73
860	422	DX382	SLU_ENV_NL	Max	43758.69	13519.42	519.26	3356.70	-452.76
860	422	DX369	SLU_ENV_NL	Max	53915.89	16434.16	744.81	-1222.78	-452.76
860	422	DX370	SLU_ENV_NL	Max	-17740.29	-5838.42	267.63	-1222.78	1623.64
860	422	DX383	SLU_ENV_NL	Max	-16888.34	-4553.91	-57.25	3356.70	1623.64
860	422	DX382	SLU_ENV_NL	Min	7709.10	2952.76	-180.88	890.84	-1625.97
860	422	DX369	SLU_ENV_NL	Min	11310.84	3395.86	-17.68	-4217.79	-1625.97
860	422	DX370	SLU_ENV_NL	Min	-23949.14	-6591.79	-594.19	-4217.79	454.03
860	422	DX383	SLU_ENV_NL	Min	-17549.03	-4919.61	-658.06	890.84	454.03
861	423	DX385	SLU_ENV_NL	Max	-17549.43	-4553.99	654.05	-896.92	1623.66
861	423	DX372	SLU_ENV_NL	Max	-18593.46	-6079.09	594.23	4217.76	1623.66
861	423	DX373	SLU_ENV_NL	Max	53916.38	16434.31	17.75	4217.76	-452.95
861	423	DX386	SLU_ENV_NL	Max	43759.51	13519.68	171.32	-896.92	-452.95
861	423	DX385	SLU_ENV_NL	Min	-17756.87	-5163.33	57.25	-3356.68	454.20
861	423	DX372	SLU_ENV_NL	Min	-23949.49	-6591.86	-258.84	1217.52	454.20
861	423	DX373	SLU_ENV_NL	Min	9545.05	2874.34	-741.57	1217.52	-1626.00
861	423	DX386	SLU_ENV_NL	Min	5923.00	2427.29	-519.23	-3356.68	-1626.00
862	424	DX386	SLU_ENV_NL	Max	138526.20	41946.26	181.78	2922.23	-509.58
862	424	DX373	SLU_ENV_NL	Max	147282.88	44447.69	-423.16	-916.96	-509.58
862	424	DX374	SLU_ENV_NL	Max	7633.27	2604.26	-597.94	-916.96	1602.45
862	424	DX387	SLU_ENV_NL	Max	15298.51	4998.71	59.63	2922.23	1602.45
862	424	DX386	SLU_ENV_NL	Min	-88567.40	-25913.27	-449.05	1465.96	-1602.73
862	424	DX373	SLU_ENV_NL	Min	-85778.78	-25729.37	-850.88	-4548.70	-1602.73
862	424	DX374	SLU_ENV_NL	Min	-44009.48	-12638.75	-973.02	-4548.70	512.75
862	424	DX387	SLU_ENV_NL	Min	-41605.16	-11266.50	-623.83	1465.96	512.75
863	425	DX368	SLU_ENV_NL	Max	4236.48	1061.82	1238.96	-2077.98	1620.77
863	425	DX355	SLU_ENV_NL	Max	164.27	-206.71	1410.10	4740.14	1620.77
863	425	DX356	SLU_ENV_NL	Max	162744.54	48408.22	148.01	4740.14	-799.67
863	425	DX369	SLU_ENV_NL	Max	150300.70	44730.62	589.89	-2077.98	-799.67
863	425	DX368	SLU_ENV_NL	Min	-45500.36	-13758.85	1083.90	-2830.50	803.71
863	425	DX355	SLU_ENV_NL	Min	-48326.05	-15738.66	390.93	1659.32	803.71
863	425	DX356	SLU_ENV_NL	Min	-78062.53	-24265.69	-103.07	1659.32	-1627.19
863	425	DX369	SLU_ENV_NL	Min	-83429.10	-24732.27	-23.13	-2830.50	-1627.19
864	426	DX369	SLU_ENV_NL	Max	56985.20	16743.04	754.70	3307.06	-725.11
864	426	DX356	SLU_ENV_NL	Max	65481.11	19222.12	107.16	-1912.06	-725.11
864	426	DX357	SLU_ENV_NL	Max	-21588.78	-6550.63	8.93	-1912.06	1665.13
864	426	DX370	SLU_ENV_NL	Max	-18456.11	-4609.81	384.70	3307.06	1665.13
864	426	DX369	SLU_ENV_NL	Min	12595.33	4062.82	-319.97	1478.12	-1664.99
864	426	DX356	SLU_ENV_NL	Min	17494.29	4413.59	-479.17	-4455.09	-1664.99
864	426	DX357	SLU_ENV_NL	Min	-35500.16	-11317.25	-849.17	-4455.09	729.35
864	426	DX370	SLU_ENV_NL	Min	-27584.68	-8788.09	-418.21	1478.12	729.35



Autorità Portuale di Taranto
Interventi per il dragaggio di 2,3 M m³ di sedimenti in area Molo Polisettoriale e per la realizzazione di un primo lotto della cassa di colmata funzionale all'ampliamento del V Sporgente del Porto di Taranto

Allegati alla relazione di calcolo strutturale allineamento "BC"

Data 05/2016
Rev. B
c.d.c.: C296A
514B



865	427	DX372	SLU_ENV_NL	Max	-19318.21	-4879.45	418.26	-1483.61	1665.15
865	427	DX359	SLU_ENV_NL	Max	-22467.75	-6829.74	846.98	4455.04	1665.15
865	427	DX360	SLU_ENV_NL	Max	65481.27	19222.16	481.08	4455.04	-725.04
865	427	DX373	SLU_ENV_NL	Max	56985.59	16743.15	320.03	-1483.61	-725.04
865	427	DX372	SLU_ENV_NL	Min	-27584.95	-8788.21	-381.34	-3307.03	729.33
865	427	DX359	SLU_ENV_NL	Min	-35500.23	-11317.31	-8.92	1906.31	729.33
865	427	DX360	SLU_ENV_NL	Min	15709.98	3865.96	-107.16	1906.31	-1665.01
865	427	DX373	SLU_ENV_NL	Min	10824.70	3524.40	-747.24	-3307.03	-1665.01
866	428	DX373	SLU_ENV_NL	Max	150301.45	44730.84	23.16	2830.50	-805.25
866	428	DX360	SLU_ENV_NL	Max	162745.22	48408.42	93.14	-1666.82	-805.25
866	428	DX361	SLU_ENV_NL	Max	164.66	-206.59	-406.41	-1666.82	1620.77
866	428	DX374	SLU_ENV_NL	Max	4236.95	1061.96	-1067.98	2830.50	1620.77
866	428	DX373	SLU_ENV_NL	Min	-84370.03	-25020.81	-568.44	2096.59	-1627.19
866	428	DX360	SLU_ENV_NL	Min	-78985.78	-24555.98	-147.98	-4740.14	-1627.19
866	428	DX361	SLU_ENV_NL	Min	-48354.78	-15747.98	-1410.05	-4740.14	809.33
866	428	DX374	SLU_ENV_NL	Min	-45540.68	-13755.49	-1238.91	2096.59	809.33
867	429	DX355	SLU_ENV_NL	Max	-1768.96	-3302.26	842.36	2171.33	1235.24
867	429	DX342	SLU_ENV_NL	Max	-2087.87	-2123.70	1276.65	2748.96	1235.24
867	429	DX343	SLU_ENV_NL	Max	157823.01	48322.59	1045.87	2748.96	498.49
867	429	DX356	SLU_ENV_NL	Max	163848.94	48740.99	1926.73	2171.33	498.49
867	429	DX355	SLU_ENV_NL	Min	-49374.83	-13048.03	135.68	-2990.97	-500.51
867	429	DX342	SLU_ENV_NL	Min	-55547.53	-16430.38	-3600.10	-157.23	-500.51
867	429	DX343	SLU_ENV_NL	Min	-68678.35	-21031.51	-2515.73	-157.23	-1227.31
867	429	DX356	SLU_ENV_NL	Min	-75358.60	-21439.13	-95.10	-2990.97	-1227.31
868	430	DX356	SLU_ENV_NL	Max	66712.84	19610.70	-294.86	2359.01	410.10
868	430	DX343	SLU_ENV_NL	Max	64216.29	20230.04	965.36	338.06	410.10
868	430	DX344	SLU_ENV_NL	Max	-27395.00	-9326.59	327.23	338.06	1145.23
868	430	DX357	SLU_ENV_NL	Max	-23283.93	-6504.81	-381.76	2359.01	1145.23
868	430	DX356	SLU_ENV_NL	Min	20029.49	7167.97	-566.49	-1589.57	-1139.43
868	430	DX343	SLU_ENV_NL	Min	27442.57	7814.09	142.50	-2966.28	-1139.43
868	430	DX344	SLU_ENV_NL	Min	-34602.07	-9811.92	313.03	-2966.28	-416.90
868	430	DX357	SLU_ENV_NL	Min	-36742.98	-11742.77	-947.18	-1589.57	-416.90
869	431	DX359	SLU_ENV_NL	Max	-24153.68	-6751.09	946.34	1589.54	1145.76
869	431	DX346	SLU_ENV_NL	Max	-28271.11	-9577.16	-307.62	2961.87	1145.76
869	431	DX347	SLU_ENV_NL	Max	64216.52	20230.12	-142.56	2961.87	410.10
869	431	DX360	SLU_ENV_NL	Max	66712.97	19610.75	566.50	1589.54	410.10
869	431	DX359	SLU_ENV_NL	Min	-36743.01	-11742.82	381.76	-2365.74	-416.90
869	431	DX346	SLU_ENV_NL	Min	-34602.16	-9811.98	-327.29	-338.06	-416.90
869	431	DX347	SLU_ENV_NL	Min	25673.53	7291.81	-960.28	-338.06	-1139.94
869	431	DX360	SLU_ENV_NL	Min	18253.99	6647.56	293.68	-2365.74	-1139.94
870	432	DX360	SLU_ENV_NL	Max	163849.62	48741.20	84.93	3013.36	498.49
870	432	DX347	SLU_ENV_NL	Max	157823.73	48322.82	2515.63	157.22	498.49
870	432	DX348	SLU_ENV_NL	Max	-2087.39	-2123.46	3599.98	157.22	1242.56
870	432	DX361	SLU_ENV_NL	Max	-1768.54	-3302.04	-150.73	3013.36	1242.56
870	432	DX360	SLU_ENV_NL	Min	-76263.45	-21697.09	-1926.68	-2171.33	-1234.57
870	432	DX347	SLU_ENV_NL	Min	-69575.04	-21293.35	-1028.36	-2760.56	-1234.57
870	432	DX348	SLU_ENV_NL	Min	-55568.54	-16452.58	-1264.02	-2760.56	-500.51
870	432	DX361	SLU_ENV_NL	Min	-49411.24	-13053.95	-842.33	-2171.33	-500.51
871	433	DX342	SLU_ENV_NL	Max	229.99	1269.08	1420.85	3069.80	1732.98
871	433	DX329	SLU_ENV_NL	Max	5319.73	4430.97	1297.50	4039.92	1732.98
871	433	DX330	SLU_ENV_NL	Max	151242.38	45827.67	1361.77	4039.92	912.36
871	433	DX343	SLU_ENV_NL	Max	155670.77	45481.91	683.75	3069.80	912.36
871	433	DX342	SLU_ENV_NL	Min	-58399.43	-16953.02	-2900.71	-4016.33	-921.71
871	433	DX329	SLU_ENV_NL	Min	-65508.92	-21400.21	913.75	-1205.21	-921.71
871	433	DX330	SLU_ENV_NL	Min	-54803.24	-17913.17	176.65	-1205.21	-1723.31
871	433	DX343	SLU_ENV_NL	Min	-65293.48	-18732.31	-2836.44	-4016.33	-1723.31
872	434	DX343	SLU_ENV_NL	Max	62256.81	17476.44	1029.48	3342.33	795.86
872	434	DX330	SLU_ENV_NL	Max	55640.04	17128.25	-608.44	1294.96	795.86
872	434	DX331	SLU_ENV_NL	Max	-31235.46	-8675.59	-129.31	1294.96	1621.00
872	434	DX344	SLU_ENV_NL	Max	-29256.11	-7099.93	448.81	3342.33	1621.00
872	434	DX343	SLU_ENV_NL	Min	30635.67	10027.41	-317.38	-2426.74	-1611.26
872	434	DX330	SLU_ENV_NL	Min	40598.96	10726.52	-891.42	-4191.74	-1611.26
872	434	DX331	SLU_ENV_NL	Min	-36794.15	-11451.53	-1189.11	-4191.74	-800.82
872	434	DX344	SLU_ENV_NL	Min	-33790.87	-10885.92	444.72	-2426.74	-800.82
873	435	DX346	SLU_ENV_NL	Max	-30140.91	-7376.36	-442.70	2426.73	1621.35
873	435	DX333	SLU_ENV_NL	Max	-31235.63	-8675.62	1189.56	4186.95	1621.35
873	435	DX334	SLU_ENV_NL	Max	55640.38	17128.35	891.42	4186.95	795.88
873	435	DX347	SLU_ENV_NL	Max	62257.06	17476.50	317.33	2426.73	795.88
873	435	DX346	SLU_ENV_NL	Min	-33790.97	-10885.92	-444.79	-3348.51	-800.84
873	435	DX333	SLU_ENV_NL	Min	-37676.08	-11734.33	129.30	-1294.97	-800.84
873	435	DX334	SLU_ENV_NL	Min	38835.44	10182.35	606.25	-1294.97	-1611.58
873	435	DX347	SLU_ENV_NL	Min	28862.52	9488.30	-1026.01	-3348.51	-1611.58
874	436	DX347	SLU_ENV_NL	Max	155671.49	45482.12	2836.30	4042.31	912.36
874	436	DX334	SLU_ENV_NL	Max	151242.92	45827.83	-192.73	1205.22	912.36
874	436	DX335	SLU_ENV_NL	Max	5319.98	4430.91	-938.79	1205.22	1741.87
874	436	DX348	SLU_ENV_NL	Max	230.40	1269.06	2900.63	4042.31	1741.87
874	436	DX347	SLU_ENV_NL	Min	-66182.17	-19004.62	-663.12	-3069.81	-1732.14
874	436	DX334	SLU_ENV_NL	Min	-55661.38	-18187.17	-1361.68	-4055.23	-1732.14
874	436	DX335	SLU_ENV_NL	Min	-65512.50	-21404.58	-1297.36	-4055.23	-921.71
874	436	DX348	SLU_ENV_NL	Min	-58420.42	-16938.00	-1409.18	-3069.81	-921.71
875	437	DX329	SLU_ENV_NL	Max	5319.06	-1288.72	1324.50	3018.43	2059.96



Autorità Portuale di Taranto
Interventi per il dragaggio di 2,3 M m³ di sedimenti in area Molo Polisettoriale e per la realizzazione di un primo lotto della cassa di colmata funzionale all'ampliamento del V Sporgente del Porto di Taranto

Allegati alla relazione di calcolo strutturale allineamento "BC"

Data 05/2016
Rev. B
c.d.c.: C296A
514B



875	437	DX316	SLU_ENV_NL	Max	10465.52	2243.40	1418.36	4963.56	2059.96
875	437	DX317	SLU_ENV_NL	Max	143323.67	44467.57	1022.35	4963.56	922.56
875	437	DX330	SLU_ENV_NL	Max	148955.93	43923.59	1606.13	3018.43	922.56
875	437	DX329	SLU_ENV_NL	Min	-68000.78	-18210.89	664.64	-4607.22	-933.43
875	437	DX316	SLU_ENV_NL	Min	-78304.90	-23970.33	-2793.67	-1307.70	-933.43
875	437	DX317	SLU_ENV_NL	Min	-38782.62	-12601.93	-2512.03	-1307.70	-2046.10
875	437	DX330	SLU_ENV_NL	Min	-49929.96	-13164.37	268.63	-4607.22	-2046.10
876	438	DX330	SLU_ENV_NL	Max	53639.65	15366.43	-517.43	3880.15	765.87
876	438	DX317	SLU_ENV_NL	Max	56742.43	16125.99	1328.19	1305.06	765.87
876	438	DX318	SLU_ENV_NL	Max	-26426.07	-6987.60	526.95	1305.06	1922.54
876	438	DX331	SLU_ENV_NL	Max	-30227.00	-10199.60	-377.19	3880.15	1922.54
876	438	DX330	SLU_ENV_NL	Min	45222.16	15345.86	-727.92	-2290.07	-1910.72
876	438	DX317	SLU_ENV_NL	Min	48908.94	16070.42	132.40	-5054.76	-1910.72
876	438	DX318	SLU_ENV_NL	Min	-47936.62	-16319.42	483.14	-5054.76	-776.51
876	438	DX331	SLU_ENV_NL	Min	-39945.00	-11183.60	-1318.67	-2290.07	-776.51
877	439	DX333	SLU_ENV_NL	Max	-30227.21	-10199.67	1317.21	2290.08	1923.81
877	439	DX320	SLU_ENV_NL	Max	-26426.15	-6987.63	-483.13	5052.23	1923.81
877	439	DX321	SLU_ENV_NL	Max	55004.06	16126.17	-132.43	5052.23	765.89
877	439	DX334	SLU_ENV_NL	Max	53640.02	15345.98	727.90	2290.08	765.89
877	439	DX333	SLU_ENV_NL	Min	-40816.93	-11427.48	377.20	-3888.38	-776.54
877	439	DX320	SLU_ENV_NL	Min	-48818.96	-16569.48	-520.34	-1305.09	-776.54
877	439	DX321	SLU_ENV_NL	Min	48909.48	15558.35	-1322.47	-1305.09	-1911.98
877	439	DX334	SLU_ENV_NL	Min	43470.28	14855.48	515.08	-3888.38	-1911.98
878	440	DX334	SLU_ENV_NL	Max	148956.47	43923.76	-283.15	4637.52	922.57
878	440	DX321	SLU_ENV_NL	Max	143324.03	44467.69	2511.90	1307.71	922.57
878	440	DX322	SLU_ENV_NL	Max	10465.68	2243.59	2793.59	1307.71	2070.81
878	440	DX335	SLU_ENV_NL	Max	5319.39	-1288.49	-691.36	4637.52	2070.81
878	440	DX334	SLU_ENV_NL	Min	-50762.35	-13397.69	-1606.04	-3018.43	-2056.90
878	440	DX321	SLU_ENV_NL	Min	-39582.53	-12834.26	-999.81	-4983.73	-2056.90
878	440	DX322	SLU_ENV_NL	Min	-78284.11	-23987.62	-1408.02	-4983.73	-933.43
878	440	DX335	SLU_ENV_NL	Min	-68016.30	-18209.94	-1324.36	-3018.43	-933.43
879	441	DX316	SLU_ENV_NL	Max	12795.68	4315.81	1671.89	2936.98	2124.18
879	441	DX303	SLU_ENV_NL	Max	17095.70	8100.53	1222.92	5296.30	2124.18
879	441	DX304	SLU_ENV_NL	Max	135561.63	41421.14	1393.78	5296.30	927.07
879	441	DX317	SLU_ENV_NL	Max	140406.16	40437.32	845.96	2936.98	927.07
879	441	DX316	SLU_ENV_NL	Min	-81944.28	-23452.73	-2773.73	-4569.25	-939.79
879	441	DX303	SLU_ENV_NL	Min	-90992.01	-29634.34	1068.23	-1414.46	-939.79
879	441	DX304	SLU_ENV_NL	Min	-21576.52	-8569.45	396.99	-1414.46	-2108.34
879	441	DX317	SLU_ENV_NL	Min	-33850.09	-8809.02	-2448.18	-4569.25	-2108.34
880	442	DX317	SLU_ENV_NL	Max	61384.67	19731.06	1286.87	3769.35	729.06
880	442	DX304	SLU_ENV_NL	Max	73547.21	19998.02	-582.53	1293.77	729.06
880	442	DX305	SLU_ENV_NL	Max	-22110.67	-5528.33	-335.18	1293.77	1949.77
880	442	DX318	SLU_ENV_NL	Max	-25536.97	-8717.64	523.04	3769.35	1949.77
880	442	DX317	SLU_ENV_NL	Min	46337.70	12248.88	6.37	-2129.80	-1934.90
880	442	DX304	SLU_ENV_NL	Min	41137.59	13061.84	-825.67	-5285.41	-1934.90
880	442	DX305	SLU_ENV_NL	Min	-59652.04	-18722.09	-1346.35	-5285.41	-739.73
880	442	DX318	SLU_ENV_NL	Min	-50448.48	-12878.79	496.85	-2129.80	-739.73
881	443	DX320	SLU_ENV_NL	Max	-25537.08	-8717.67	-496.89	2129.83	1950.89
881	443	DX307	SLU_ENV_NL	Max	-22110.94	-5528.41	1347.65	5282.69	1950.89
881	443	DX308	SLU_ENV_NL	Max	71848.13	19469.80	825.69	5282.69	729.09
881	443	DX321	SLU_ENV_NL	Max	59643.14	19200.72	-6.34	2129.83	729.09
881	443	DX320	SLU_ENV_NL	Min	-51342.89	-13161.38	-511.22	-3777.07	-739.76
881	443	DX307	SLU_ENV_NL	Min	-60516.81	-19005.96	335.14	-1293.81	-739.76
881	443	DX308	SLU_ENV_NL	Min	41137.96	13061.94	571.96	-1293.81	-1936.02
881	443	DX321	SLU_ENV_NL	Min	46338.24	12249.03	-1286.92	-3777.07	-1936.02
882	444	DX321	SLU_ENV_NL	Max	140406.51	40437.42	2448.12	4600.95	927.07
882	444	DX308	SLU_ENV_NL	Max	135562.25	41421.32	-426.62	1414.46	927.07
882	444	DX309	SLU_ENV_NL	Max	17096.10	8100.52	-1068.20	1414.46	2135.70
882	444	DX322	SLU_ENV_NL	Max	12795.76	4315.72	2773.58	4600.95	2135.70
882	444	DX321	SLU_ENV_NL	Min	-34637.39	-9051.33	-822.90	-2936.98	-2119.78
882	444	DX308	SLU_ENV_NL	Min	-22324.60	-8814.11	-1393.66	-5318.12	-2119.78
882	444	DX309	SLU_ENV_NL	Min	-90952.75	-29622.21	-1263.31	-5318.12	-939.79
882	444	DX322	SLU_ENV_NL	Min	-81922.51	-23414.73	-1659.58	-2936.98	-939.79
883	445	DX303	SLU_ENV_NL	Max	16964.03	1525.03	1222.64	3125.31	2008.17
883	445	DX290	SLU_ENV_NL	Max	22763.64	6001.12	1514.76	5203.77	2008.17
883	445	DX291	SLU_ENV_NL	Max	126164.55	39830.25	809.03	5203.77	1042.31
883	445	DX304	SLU_ENV_NL	Max	132927.96	38778.84	1618.84	3125.31	1042.31
883	445	DX303	SLU_ENV_NL	Min	-93504.61	-25533.98	1186.60	-4116.46	-1057.04
883	445	DX290	SLU_ENV_NL	Min	-102722.74	-31937.03	-3615.99	-1768.06	-1057.04
883	445	DX291	SLU_ENV_NL	Min	-4497.31	-2705.77	-3183.75	-1768.06	-1990.39
883	445	DX304	SLU_ENV_NL	Min	-15994.39	-2438.03	516.90	-4116.46	-1990.39
884	446	DX304	SLU_ENV_NL	Max	78750.86	25958.41	-776.91	3212.17	784.54
884	446	DX291	SLU_ENV_NL	Max	89062.03	25389.17	1649.53	1498.99	784.54
884	446	DX292	SLU_ENV_NL	Max	-18251.79	-4037.57	924.55	1498.99	1786.72
884	446	DX305	SLU_ENV_NL	Max	-21358.40	-7805.85	-273.02	3212.17	1786.72
884	446	DX304	SLU_ENV_NL	Min	38969.65	10620.44	-990.03	-2189.46	-1769.21
884	446	DX291	SLU_ENV_NL	Min	33016.49	11856.74	-197.09	-5076.30	-1769.21
884	446	DX292	SLU_ENV_NL	Min	-70680.32	-23814.15	519.92	-5076.30	-797.88
884	446	DX305	SLU_ENV_NL	Min	-62795.77	-17816.08	-1501.89	-2189.46	-797.88
885	447	DX307	SLU_ENV_NL	Max	-21358.68	-7805.95	1495.28	2189.48	1789.22
885	447	DX294	SLU_ENV_NL	Max	-18251.77	-4037.57	-519.92	5076.94	1789.22



Autorità Portuale di Taranto
Interventi per il dragaggio di 2,3 M³ di sedimenti in area Molo Polisettoriale e per la realizzazione di un primo lotto della cassa di colmata funzionale all'ampliamento del V Sporgente del Porto di Taranto

Allegati alla relazione di calcolo strutturale allineamento "BC"

Data 05/2016
Rev. B
c.d.c.: C296A
514B



885	447	DX295	SLU_ENV_NL	Max	87391.78	24899.59	197.02	5076.94	784.57
885	447	DX308	SLU_ENV_NL	Max	77067.50	25470.90	989.99	2189.48	784.57
885	447	DX307	SLU_ENV_NL	Min	-63646.57	-18041.66	273.05	-3222.91	-797.91
885	447	DX294	SLU_ENV_NL	Min	-71557.24	-24050.92	-906.38	-1499.02	-797.91
885	447	DX295	SLU_ENV_NL	Min	33017.17	11856.97	-1629.88	-1499.02	-1771.67
885	447	DX308	SLU_ENV_NL	Min	38970.02	10620.56	771.77	-3222.91	-1771.67
886	448	DX308	SLU_ENV_NL	Max	132928.58	38779.04	-539.94	4151.19	1042.31
886	448	DX295	SLU_ENV_NL	Max	126164.69	39830.31	3183.63	1768.06	1042.31
886	448	DX296	SLU_ENV_NL	Max	22763.58	6001.20	3616.03	1768.06	2021.11
886	448	DX309	SLU_ENV_NL	Max	16964.49	1525.23	-1186.44	4151.19	2021.11
886	448	DX308	SLU_ENV_NL	Min	-16710.83	-2633.43	-1618.84	-3125.31	-2003.33
886	448	DX295	SLU_ENV_NL	Min	-5142.07	-2889.73	-765.93	-5229.36	-2003.33
886	448	DX296	SLU_ENV_NL	Min	-102625.24	-31947.88	-1496.45	-5229.36	-1057.05
886	448	DX309	SLU_ENV_NL	Min	-93485.73	-25533.57	-1270.45	-3125.31	-1057.05
887	449	DX290	SLU_ENV_NL	Max	25372.92	7928.82	1531.22	3291.47	1588.66
887	449	DX277	SLU_ENV_NL	Max	29621.04	12851.75	999.42	4375.53	1588.66
887	449	DX278	SLU_ENV_NL	Max	115819.27	35947.95	1721.37	4375.53	1160.23
887	449	DX291	SLU_ENV_NL	Max	122526.21	34472.35	1189.96	3291.47	1160.23
887	449	DX290	SLU_ENV_NL	Min	-105667.37	-30961.46	-3747.03	-2972.73	-1177.29
887	449	DX277	SLU_ENV_NL	Min	-113647.20	-37961.18	-425.99	-2157.04	-1177.29
887	449	DX278	SLU_ENV_NL	Min	7338.41	-550.95	-767.25	-2157.04	-1563.89
887	449	DX291	SLU_ENV_NL	Min	74.58	1742.89	-3025.08	-2972.73	-1563.89
888	450	DX291	SLU_ENV_NL	Max	93187.81	29627.75	1191.23	1962.39	839.67
888	450	DX278	SLU_ENV_NL	Max	99982.29	27291.31	-854.12	1712.81	839.67
888	450	DX279	SLU_ENV_NL	Max	-13440.55	-2629.02	-267.00	1712.81	1312.95
888	450	DX292	SLU_ENV_NL	Max	-17595.19	-6993.41	1073.69	1962.39	1312.95
888	450	DX291	SLU_ENV_NL	Min	29940.65	6748.46	-191.75	-2238.67	-1289.18
888	450	DX278	SLU_ENV_NL	Min	24016.42	8355.31	-1181.99	-4102.89	-1289.18
888	450	DX279	SLU_ENV_NL	Min	-80769.65	-25332.79	-1299.53	-4102.89	-855.59
888	450	DX292	SLU_ENV_NL	Min	-72016.60	-18754.40	395.37	-2238.67	-855.59
889	451	DX294	SLU_ENV_NL	Max	-17595.16	-6993.37	-395.44	2238.70	1315.33
889	451	DX281	SLU_ENV_NL	Max	-13440.76	-2629.05	1295.63	4103.54	1315.33
889	451	DX282	SLU_ENV_NL	Max	98329.76	26772.62	1173.69	4103.54	839.71
889	451	DX295	SLU_ENV_NL	Max	91515.56	29116.61	191.75	2238.70	839.71
889	451	DX294	SLU_ENV_NL	Min	-72914.79	-19047.20	-1052.54	-1972.55	-855.63
889	451	DX281	SLU_ENV_NL	Min	-81667.34	-25639.62	267.00	-1712.84	-855.63
889	451	DX282	SLU_ENV_NL	Min	24016.89	8355.44	854.19	-1712.84	-1291.50
889	451	DX295	SLU_ENV_NL	Min	29941.32	6748.64	-1174.49	-1972.55	-1291.50
890	452	DX295	SLU_ENV_NL	Max	122526.33	34472.37	3025.10	3006.76	1160.23
890	452	DX282	SLU_ENV_NL	Max	115819.79	35948.08	748.83	2157.04	1160.23
890	452	DX283	SLU_ENV_NL	Max	29621.39	12851.81	408.86	2157.04	1601.44
890	452	DX296	SLU_ENV_NL	Max	25372.82	7928.75	3746.92	3006.76	1601.44
890	452	DX295	SLU_ENV_NL	Min	-556.17	1545.96	-1158.43	-3291.47	-1576.50
890	452	DX282	SLU_ENV_NL	Min	6707.39	-764.96	-1721.30	-4400.67	-1576.50
890	452	DX283	SLU_ENV_NL	Min	-113572.13	-37945.05	-999.48	-4400.67	-1177.29
890	452	DX296	SLU_ENV_NL	Min	-105566.70	-30902.11	-1498.41	-3291.47	-1177.29
891	453	DX277	SLU_ENV_NL	Max	36621.97	7331.52	1467.46	2417.97	1734.39
891	453	DX264	SLU_ENV_NL	Max	40077.45	12006.04	10.85	5271.67	1734.39
891	453	DX265	SLU_ENV_NL	Max	138228.89	44141.22	524.34	5271.67	688.05
891	453	DX278	SLU_ENV_NL	Max	141466.02	41293.44	1803.27	2417.97	688.05
891	453	DX277	SLU_ENV_NL	Min	-143042.72	-39331.17	-763.46	-2725.59	-713.12
891	453	DX264	SLU_ENV_NL	Min	-152803.12	-47035.83	-3262.22	-848.01	-713.12
891	453	DX265	SLU_ENV_NL	Min	18305.26	3882.80	-2926.41	-848.01	-1696.59
891	453	DX278	SLU_ENV_NL	Min	15056.00	7521.90	-249.97	-2725.59	-1696.59
892	454	DX278	SLU_ENV_NL	Max	129951.44	41908.05	-734.38	1098.49	256.47
892	454	DX265	SLU_ENV_NL	Max	133305.31	38465.29	2037.63	298.15	256.47
892	454	DX266	SLU_ENV_NL	Max	-14789.08	-2248.73	2192.81	298.15	1279.10
892	454	DX279	SLU_ENV_NL	Max	-16282.66	-6144.04	-317.94	1098.49	1279.10
892	454	DX278	SLU_ENV_NL	Min	27681.70	7232.55	-1997.65	-951.76	-1245.75
892	454	DX265	SLU_ENV_NL	Min	25757.74	10325.47	-169.73	-4786.65	-1245.75
892	454	DX266	SLU_ENV_NL	Min	-110456.90	-36786.24	246.71	-4786.65	-279.76
892	454	DX279	SLU_ENV_NL	Min	-103164.34	-30222.26	-1842.48	-951.76	-279.76
893	455	DX281	SLU_ENV_NL	Max	-16282.95	-6144.14	1837.60	951.79	1283.25
893	455	DX268	SLU_ENV_NL	Max	-14789.10	-2248.74	-246.69	4789.13	1283.25
893	455	DX269	SLU_ENV_NL	Max	131309.35	37884.68	169.69	4789.13	256.49
893	455	DX282	SLU_ENV_NL	Max	127912.99	41322.98	1985.16	951.79	256.49
893	455	DX281	SLU_ENV_NL	Min	-104266.91	-30513.21	318.01	-1115.23	-279.78
893	455	DX268	SLU_ENV_NL	Min	-111556.31	-37083.44	-2172.03	-298.18	-279.78
893	455	DX269	SLU_ENV_NL	Min	25758.53	10325.75	-2024.47	-298.18	-1249.90
893	455	DX282	SLU_ENV_NL	Min	27682.30	7232.75	734.39	-1115.23	-1249.90
894	456	DX282	SLU_ENV_NL	Max	141466.68	41293.66	232.58	2765.06	688.05
894	456	DX269	SLU_ENV_NL	Max	138229.24	44141.36	2926.43	848.01	688.05
894	456	DX270	SLU_ENV_NL	Max	40077.54	12006.07	3262.34	848.01	1748.68
894	456	DX283	SLU_ENV_NL	Max	36622.42	7331.64	736.46	2765.06	1748.68
894	456	DX282	SLU_ENV_NL	Min	14314.73	7328.22	-1803.32	-2417.97	-1710.77
894	456	DX269	SLU_ENV_NL	Min	17589.19	3683.92	-501.56	-5298.54	-1710.77
894	456	DX270	SLU_ENV_NL	Min	-152705.45	-47023.54	2.32	-5298.54	-713.12
894	456	DX283	SLU_ENV_NL	Min	-142968.77	-39292.78	-1467.40	-2417.97	-713.12
895	457	DX264	SLU_ENV_NL	Max	41799.42	11675.57	659.18	3031.51	2603.14
895	457	DX251	SLU_ENV_NL	Max	43937.28	17011.87	1574.96	7499.89	2603.14
895	457	DX252	SLU_ENV_NL	Max	130075.65	40332.61	1504.92	7499.89	990.09



Autorità Portuale di Taranto
Interventi per il dragaggio di 2,3 M m³ di sedimenti in area Molo Polisettoriale e per la realizzazione di un primo lotto della cassa di colmata funzionale all'ampliamento del V Sporgente del Porto di Taranto

Allegati alla relazione di calcolo strutturale allineamento "BC"

Data 05/2016
Rev. B
c.d.c.: C296A
514B



895	457	DX265	SLU_ENV_NL	Max	134334.13	37229.06	-157.88	3031.51	990.09
895	457	DX264	SLU_ENV_NL	Min	-156523.74	-44102.83	-3438.28	-4547.52	-1018.22
895	457	DX251	SLU_ENV_NL	Min	-165492.28	-52814.09	737.86	-1649.66	-1018.22
895	457	DX252	SLU_ENV_NL	Min	35128.59	6919.21	757.90	-1649.66	-2565.44
895	457	DX265	SLU_ENV_NL	Min	24596.24	9517.67	-2671.22	-4547.52	-2565.44
896	458	DX265	SLU_ENV_NL	Max	138242.23	43459.04	2040.52	2251.42	350.50
896	458	DX252	SLU_ENV_NL	Max	145161.76	40081.59	-817.60	567.21	350.50
896	458	DX253	SLU_ENV_NL	Max	-13236.85	-2597.54	-400.84	567.21	1845.51
896	458	DX266	SLU_ENV_NL	Max	-15496.60	-7098.37	2244.95	2251.42	1845.51
896	458	DX265	SLU_ENV_NL	Min	23108.41	3985.65	-228.24	-1128.18	-1806.67
896	458	DX252	SLU_ENV_NL	Min	20692.08	7393.23	-1965.96	-6261.43	-1806.67
896	458	DX253	SLU_ENV_NL	Min	-123369.07	-37806.29	-1761.53	-6261.43	-376.86
896	458	DX266	SLU_ENV_NL	Min	-111719.35	-29531.71	188.51	-1128.18	-376.86
897	459	DX268	SLU_ENV_NL	Max	-15496.60	-7098.34	-188.57	1128.21	1850.46
897	459	DX255	SLU_ENV_NL	Max	-13237.06	-2597.58	1763.74	6266.18	1850.46
897	459	DX256	SLU_ENV_NL	Max	143215.11	39463.40	1956.32	6266.18	350.52
897	459	DX269	SLU_ENV_NL	Max	136245.85	42844.91	228.26	1128.21	350.52
897	459	DX268	SLU_ENV_NL	Min	-112848.76	-29896.82	-2222.45	-2269.42	-376.88
897	459	DX255	SLU_ENV_NL	Min	-124482.05	-38186.49	400.88	-567.23	-376.88
897	459	DX256	SLU_ENV_NL	Min	20692.64	7393.37	817.70	-567.23	-1811.57
897	459	DX269	SLU_ENV_NL	Min	23109.17	3985.85	-2029.87	-2269.42	-1811.57
898	460	DX269	SLU_ENV_NL	Max	134334.46	37229.13	2671.35	4591.01	990.09
898	460	DX256	SLU_ENV_NL	Max	130076.42	40332.81	-787.13	1649.65	990.09
898	460	DX257	SLU_ENV_NL	Max	43937.84	17012.08	-738.00	1649.65	2619.29
898	460	DX270	SLU_ENV_NL	Max	41799.52	11675.65	3438.28	4591.01	2619.29
898	460	DX269	SLU_ENV_NL	Min	23901.79	9296.44	192.32	-3031.51	-2581.56
898	460	DX256	SLU_ENV_NL	Min	34540.84	6706.37	-1504.93	-7531.62	-2581.56
898	460	DX257	SLU_ENV_NL	Min	-165336.78	-52777.44	-1634.38	-7531.62	-1018.22
898	460	DX270	SLU_ENV_NL	Min	-156441.35	-44047.05	-654.93	-3031.51	-1018.22
899	461	DX251	SLU_ENV_NL	Max	43546.32	8589.41	1478.44	2933.64	2492.78
899	461	DX238	SLU_ENV_NL	Max	45464.48	13992.24	424.08	7478.05	2492.78
899	461	DX239	SLU_ENV_NL	Max	120546.43	39535.46	191.56	7478.05	981.95
899	461	DX252	SLU_ENV_NL	Max	126810.73	36568.80	1797.46	2933.64	981.95
899	461	DX251	SLU_ENV_NL	Min	-169325.77	-47653.37	666.71	-4053.28	-1009.84
899	461	DX238	SLU_ENV_NL	Min	-179071.04	-56265.45	-4782.82	-1709.00	-1009.84
899	461	DX239	SLU_ENV_NL	Min	51063.84	13512.80	-3652.07	-1709.00	-2454.39
899	461	DX252	SLU_ENV_NL	Min	43360.76	16420.76	1245.92	-4053.28	-2454.39
900	462	DX252	SLU_ENV_NL	Max	151183.83	48549.70	-947.05	821.54	18.89
900	462	DX239	SLU_ENV_NL	Max	155832.22	45161.29	3356.01	-170.26	18.89
900	462	DX240	SLU_ENV_NL	Max	-13455.32	-1141.32	3288.13	-170.26	1311.74
900	462	DX253	SLU_ENV_NL	Max	-13543.86	-5318.87	-212.87	821.54	1311.74
900	462	DX252	SLU_ENV_NL	Min	19312.09	4491.25	-2181.00	-320.80	-1278.09
900	462	DX239	SLU_ENV_NL	Min	17182.55	8354.26	-694.30	-5215.09	-1278.09
900	462	DX240	SLU_ENV_NL	Min	-134165.79	-44691.36	39.88	-5215.09	-45.69
900	462	DX253	SLU_ENV_NL	Min	-126903.40	-37981.94	-2248.88	-320.80	-45.69
901	463	DX255	SLU_ENV_NL	Max	-13544.08	-5318.98	2258.97	320.82	1321.51
901	463	DX242	SLU_ENV_NL	Max	-13455.34	-1141.37	-39.93	5231.95	1321.51
901	463	DX243	SLU_ENV_NL	Max	154063.73	44653.64	694.22	5231.95	18.90
901	463	DX256	SLU_ENV_NL	Max	149276.31	48009.61	2160.27	320.82	18.90
901	463	DX255	SLU_ENV_NL	Min	-128003.85	-38268.02	212.96	-850.37	-45.70
901	463	DX242	SLU_ENV_NL	Min	-135206.11	-44968.75	-3256.13	170.24	-45.70
901	463	DX243	SLU_ENV_NL	Min	17183.26	8354.52	-3354.84	170.24	-1287.99
901	463	DX256	SLU_ENV_NL	Min	19312.66	4491.44	947.11	-850.37	-1287.99
902	464	DX256	SLU_ENV_NL	Max	126811.52	36569.06	-1279.87	4098.86	981.95
902	464	DX243	SLU_ENV_NL	Max	120547.09	39535.70	3652.14	1709.00	981.95
902	464	DX244	SLU_ENV_NL	Max	45464.83	13992.30	4782.94	1709.00	2510.20
902	464	DX257	SLU_ENV_NL	Max	43546.84	8589.50	-666.76	4098.86	2510.20
902	464	DX256	SLU_ENV_NL	Min	42830.68	16295.73	-1797.56	-2933.65	-2471.76
902	464	DX243	SLU_ENV_NL	Min	50603.45	13395.74	-172.16	-7513.55	-2471.76
902	464	DX244	SLU_ENV_NL	Min	-178887.63	-56230.63	-425.65	-7513.55	-1009.84
902	464	DX257	SLU_ENV_NL	Min	-169196.37	-47599.32	-1533.36	-2933.65	-1009.84
903	465	DX238	SLU_ENV_NL	Max	47622.76	13814.95	1364.83	3194.50	1748.95
903	465	DX225	SLU_ENV_NL	Max	45882.19	18620.67	3295.51	5929.39	1748.95
903	465	DX226	SLU_ENV_NL	Max	109662.29	34098.48	2294.88	5929.39	1139.06
903	465	DX239	SLU_ENV_NL	Max	115928.56	31514.08	-71.14	3194.50	1139.06
903	465	DX238	SLU_ENV_NL	Min	-182065.35	-51557.86	-5126.38	-2155.08	-1163.69
903	465	DX225	SLU_ENV_NL	Min	-183980.98	-57841.24	608.59	-2172.95	-1163.69
903	465	DX226	SLU_ENV_NL	Min	64968.85	16048.28	1859.54	-2172.95	-1719.45
903	465	DX239	SLU_ENV_NL	Min	57001.40	18616.01	-3440.09	-2155.08	-1719.45
904	466	DX239	SLU_ENV_NL	Max	158434.32	48701.80	3047.42	257.63	39.27
904	466	DX226	SLU_ENV_NL	Max	160240.54	44973.87	-724.56	-725.61	39.27
904	466	DX227	SLU_ENV_NL	Max	-14821.41	-3580.70	-413.70	-725.61	198.34
904	466	DX240	SLU_ENV_NL	Max	-15383.44	-7243.86	2984.93	257.63	198.34
904	466	DX239	SLU_ENV_NL	Min	15245.69	1573.51	-475.08	-2338.27	-223.48
904	466	DX226	SLU_ENV_NL	Min	15059.40	5453.32	-1510.18	-2218.13	-223.48
904	466	DX227	SLU_ENV_NL	Min	-137160.35	-41064.38	-1572.67	-2218.13	-12.27
904	466	DX240	SLU_ENV_NL	Min	-133305.67	-36691.11	-164.22	-2338.27	-12.27
905	467	DX242	SLU_ENV_NL	Max	-15383.40	-7243.79	164.13	2307.49	198.34
905	467	DX229	SLU_ENV_NL	Max	-14821.50	-3580.68	1586.19	2238.84	198.34
905	467	DX230	SLU_ENV_NL	Max	158591.33	44436.26	1497.16	2238.84	28.23
905	467	DX243	SLU_ENV_NL	Max	156675.93	48155.09	475.05	2307.49	28.23



Autorità Portuale di Taranto
Interventi per il dragaggio di 2,3 M m³ di sedimenti in area Molo Polisettoriale e per la realizzazione di un primo lotto della cassa di colmata funzionale all'ampliamento del V Sporgente del Porto di Taranto

Allegati alla relazione di calcolo strutturale allineamento "BC"

Data 05/2016
Rev. B
c.d.c.: C296A
514B

905	467	DX242	SLU_ENV_NL	Min	-134389.94	-37042.26	-2954.90	-257.60	-1.22
905	467	DX229	SLU_ENV_NL	Min	-138194.42	-41429.56	413.76	725.58	-1.22
905	467	DX230	SLU_ENV_NL	Min	15059.86	5453.42	724.68	725.58	-223.47
905	467	DX243	SLU_ENV_NL	Min	15246.34	1573.67	-3043.93	-257.60	-223.47
906	468	DX243	SLU_ENV_NL	Max	115929.19	31514.23	3440.22	2193.67	1139.06
906	468	DX230	SLU_ENV_NL	Max	109663.11	34098.68	-1890.35	2172.95	1139.06
906	468	DX231	SLU_ENV_NL	Max	45882.78	18620.90	-608.69	2172.95	1763.59
906	468	DX244	SLU_ENV_NL	Max	47623.14	13815.12	5126.45	2193.67	1763.59
906	468	DX243	SLU_ENV_NL	Min	56561.35	18465.61	96.38	-3194.50	-1734.06
906	468	DX230	SLU_ENV_NL	Min	64639.31	15905.76	-2294.92	-5958.98	-1734.06
906	468	DX231	SLU_ENV_NL	Min	-183750.59	-57791.50	-3356.18	-5958.98	-1163.69
906	468	DX244	SLU_ENV_NL	Min	-181902.23	-51489.50	-1369.45	-3194.50	-1163.69
907	469	DX225	SLU_ENV_NL	Max	45263.54	7672.50	3639.35	3800.22	700.57
907	469	DX212	SLU_ENV_NL	Max	45495.17	13110.19	-312.78	3573.66	700.57
907	469	DX213	SLU_ENV_NL	Max	96679.05	32684.97	-1577.53	3573.66	1432.12
907	469	DX226	SLU_ENV_NL	Max	105914.45	30491.67	2552.48	3800.22	1432.12
907	469	DX225	SLU_ENV_NL	Min	-185297.40	-54289.28	689.80	362.13	-1457.55
907	469	DX212	SLU_ENV_NL	Min	-182014.78	-58231.10	-7275.75	-2935.29	-1457.55
907	469	DX213	SLU_ENV_NL	Min	71935.19	20651.23	-5413.07	-2935.29	-677.24
907	469	DX226	SLU_ENV_NL	Min	69649.62	23710.85	2374.60	362.13	-677.24
908	470	DX226	SLU_ENV_NL	Max	160000.58	50346.28	-1182.01	819.80	1853.43
908	470	DX213	SLU_ENV_NL	Max	149799.27	44480.31	3777.95	2053.98	1853.43
908	470	DX214	SLU_ENV_NL	Max	-19409.34	-2482.83	4677.06	2053.98	446.09
908	470	DX227	SLU_ENV_NL	Max	-15939.32	-5262.13	84.71	819.80	446.09
908	470	DX226	SLU_ENV_NL	Min	15115.82	3596.45	-2624.12	-6527.89	-467.30
908	470	DX213	SLU_ENV_NL	Min	12814.77	7181.31	-1573.47	-1309.20	-467.30
908	470	DX214	SLU_ENV_NL	Min	-133088.28	-43645.46	-306.75	-1309.20	-1828.36
908	470	DX227	SLU_ENV_NL	Min	-135586.39	-41990.11	-1725.01	-6527.89	-1828.36
909	471	DX229	SLU_ENV_NL	Max	-15939.39	-5262.20	1746.97	6481.14	446.09
909	471	DX216	SLU_ENV_NL	Max	-19409.24	-2482.85	306.66	1309.17	446.09
909	471	DX217	SLU_ENV_NL	Max	148429.34	44100.16	1573.38	1309.17	1834.96
909	471	DX230	SLU_ENV_NL	Max	158412.36	49909.30	2598.71	6481.14	1834.96
909	471	DX229	SLU_ENV_NL	Min	-136615.12	-42234.83	-84.62	-819.77	-1810.13
909	471	DX216	SLU_ENV_NL	Min	-134026.61	-43875.55	-4614.28	-2015.00	-1810.13
909	471	DX217	SLU_ENV_NL	Min	12815.20	7181.50	-3762.54	-2015.00	-467.30
909	471	DX230	SLU_ENV_NL	Min	15116.25	3596.61	1182.10	-819.77	-467.30
910	472	DX230	SLU_ENV_NL	Max	105915.29	30491.95	-2413.73	-327.24	1432.12
910	472	DX217	SLU_ENV_NL	Max	96679.83	32685.26	5413.16	2935.30	1432.12
910	472	DX218	SLU_ENV_NL	Max	45495.67	13110.31	7275.86	2935.30	713.96
910	472	DX231	SLU_ENV_NL	Max	45264.09	7672.60	-689.86	-327.24	713.96
910	472	DX230	SLU_ENV_NL	Min	69376.28	23667.81	-2552.56	-3800.23	-690.60
910	472	DX217	SLU_ENV_NL	Min	71708.21	20614.48	1611.05	-3601.14	-690.60
910	472	DX218	SLU_ENV_NL	Min	-181765.74	-58174.81	331.87	-3601.14	-1457.55
910	472	DX231	SLU_ENV_NL	Min	-185087.16	-54218.90	-3692.91	-3800.23	-1457.55
911	473	DX212	SLU_ENV_NL	Max	49771.22	15504.81	651.43	5163.18	-990.09
911	473	DX199	SLU_ENV_NL	Max	43725.39	20160.09	7268.65	-454.98	-990.09
911	473	DX200	SLU_ENV_NL	Max	76839.11	24215.66	5126.29	-454.98	2083.88
911	473	DX213	SLU_ENV_NL	Max	90368.43	23508.43	-1490.93	5163.18	2083.88
911	473	DX212	SLU_ENV_NL	Min	-178463.81	-48565.86	-8155.06	4196.92	-2101.76
911	473	DX199	SLU_ENV_NL	Min	-164451.88	-49185.03	831.66	-4593.10	-2101.76
911	473	DX200	SLU_ENV_NL	Min	69244.27	17887.97	4326.30	-4593.10	1005.67
911	473	DX213	SLU_ENV_NL	Min	71671.06	21942.10	-4660.42	4196.92	1005.67
912	474	DX213	SLU_ENV_NL	Max	142515.19	42514.13	4115.28	971.93	4570.89
912	474	DX200	SLU_ENV_NL	Max	130346.60	36899.87	313.66	8699.07	4570.89
912	474	DX201	SLU_ENV_NL	Max	-20812.07	-6560.92	25.28	8699.07	518.37
912	474	DX214	SLU_ENV_NL	Max	-22647.74	-10178.71	3349.47	971.93	518.37
912	474	DX213	SLU_ENV_NL	Min	11715.87	419.52	-842.76	-12600.72	-545.26
912	474	DX200	SLU_ENV_NL	Min	14045.76	4870.80	5.60	-1507.28	-545.26
912	474	DX201	SLU_ENV_NL	Min	-107573.28	-31331.20	-760.21	-1507.28	-4567.14
912	474	DX214	SLU_ENV_NL	Min	-124046.54	-35820.43	-1131.15	-12600.72	-4567.14
913	475	DX216	SLU_ENV_NL	Max	-22647.54	-10178.59	1131.04	12551.21	518.36
913	475	DX203	SLU_ENV_NL	Max	-20811.96	-6560.83	763.84	1507.22	518.36
913	475	DX204	SLU_ENV_NL	Max	129191.02	36497.37	-48.99	1507.22	4550.70
913	475	DX217	SLU_ENV_NL	Max	141170.52	42085.54	842.69	12551.21	4550.70
913	475	DX216	SLU_ENV_NL	Min	-125062.68	-36177.23	-3285.91	-971.88	-4546.99
913	475	DX203	SLU_ENV_NL	Min	-108490.08	-31702.28	-25.17	-8654.04	-4546.99
913	475	DX204	SLU_ENV_NL	Min	14045.87	4870.77	-313.52	-8654.04	-545.25
913	475	DX217	SLU_ENV_NL	Min	11716.19	419.56	-4098.74	-971.88	-545.25
914	476	DX217	SLU_ENV_NL	Max	90369.17	23508.60	4660.54	-4179.48	2083.89
914	476	DX204	SLU_ENV_NL	Max	76840.00	24215.87	-4326.36	4593.12	2083.89
914	476	DX205	SLU_ENV_NL	Max	43726.09	20160.35	-831.76	4593.12	-984.16
914	476	DX218	SLU_ENV_NL	Max	49771.75	15505.02	8155.14	-4179.48	-984.16
914	476	DX217	SLU_ENV_NL	Min	71444.74	21846.36	1536.64	-5163.20	999.69
914	476	DX204	SLU_ENV_NL	Min	69142.47	17804.25	-5195.42	444.67	999.69
914	476	DX205	SLU_ENV_NL	Min	-164105.41	-49072.42	-7374.05	444.67	-2101.76
914	476	DX218	SLU_ENV_NL	Min	-178216.33	-48453.53	-641.98	-5163.20	-2101.76
915	477	DX199	SLU_ENV_NL	Max	44919.88	5636.41	7084.73	8642.25	-3023.73
915	477	DX186	SLU_ENV_NL	Max	36820.01	8586.49	-1693.83	-5474.22	-3023.73
915	477	DX187	SLU_ENV_NL	Max	45568.02	15747.46	-1989.42	-5474.22	3372.59
915	477	DX200	SLU_ENV_NL	Max	70043.47	21083.59	6789.13	8642.25	3372.59
915	477	DX199	SLU_ENV_NL	Min	-159745.86	-49822.67	-43.28	7974.24	-3368.02



915	477	DX186	SLU_ENV_NL	Min	-139005.75	-46495.21	-11174.59	-7737.41	-3368.02
915	477	DX187	SLU_ENV_NL	Min	42319.33	15122.11	-5332.01	-7737.41	3032.51
915	477	DX200	SLU_ENV_NL	Min	65305.64	20068.83	5799.30	7974.24	3032.51
916	478	DX200	SLU_ENV_NL	Max	116434.88	35491.06	745.02	117.16	8067.11
916	478	DX187	SLU_ENV_NL	Max	89707.50	29295.25	7292.15	17450.89	8067.11
916	478	DX188	SLU_ENV_NL	Max	-16498.03	-2025.86	5813.17	17450.89	155.42
916	478	DX201	SLU_ENV_NL	Max	-21268.92	-5924.75	-438.89	117.16	155.42
916	478	DX200	SLU_ENV_NL	Min	14442.39	4033.90	-633.58	-20211.81	-182.24
916	478	DX187	SLU_ENV_NL	Min	19259.02	8183.97	-370.55	-669.89	-182.24
916	478	DX188	SLU_ENV_NL	Min	-56504.45	-18833.10	-1554.46	-669.89	-8090.94
916	478	DX201	SLU_ENV_NL	Min	-94339.20	-32181.20	-2112.56	-20211.81	-8090.94
917	479	DX203	SLU_ENV_NL	Max	-21268.79	-5924.82	2172.31	20134.15	155.41
917	479	DX190	SLU_ENV_NL	Max	-16497.56	-2025.81	1554.30	669.85	155.41
917	479	DX191	SLU_ENV_NL	Max	89289.37	29219.46	370.31	669.85	8033.62
917	479	DX204	SLU_ENV_NL	Max	115373.81	35220.44	529.16	20134.15	8033.62
917	479	DX203	SLU_ENV_NL	Min	-95255.32	-32366.85	439.07	-117.13	-8058.51
917	479	DX190	SLU_ENV_NL	Min	-56973.53	-18895.97	-5690.73	-17374.02	-8058.51
917	479	DX191	SLU_ENV_NL	Min	19259.14	8184.11	-7333.88	-17374.02	-182.23
917	479	DX204	SLU_ENV_NL	Min	14442.46	4033.95	-744.93	-117.13	-182.23
918	480	DX204	SLU_ENV_NL	Max	70044.37	21107.09	-5799.43	-7974.25	3372.60
918	480	DX191	SLU_ENV_NL	Max	45186.64	15747.72	5332.02	7737.41	3372.60
918	480	DX192	SLU_ENV_NL	Max	36820.36	8586.62	11174.71	7737.41	-3021.03
918	480	DX205	SLU_ENV_NL	Max	44920.56	5636.57	43.25	-7974.25	-3021.03
918	480	DX204	SLU_ENV_NL	Min	65242.94	20069.13	-6922.69	-8633.37	3030.35
918	480	DX191	SLU_ENV_NL	Min	42319.84	15062.72	1981.95	5471.75	3030.35
918	480	DX192	SLU_ENV_NL	Min	-138949.20	-46499.65	1775.74	5471.75	-3368.02
918	480	DX205	SLU_ENV_NL	Min	-159417.20	-49746.29	-7128.90	-8633.37	-3368.02
919	481	DX186	SLU_ENV_NL	Max	45364.51	10851.29	-2067.33	17552.87	-4349.56
919	481	DX173	SLU_ENV_NL	Max	43081.70	22224.53	2625.33	-10283.08	-4349.56
919	481	DX174	SLU_ENV_NL	Max	6320.70	6211.25	4756.47	-10283.08	7154.08
919	481	DX187	SLU_ENV_NL	Max	32558.85	10672.64	63.81	17552.87	7154.08
919	481	DX186	SLU_ENV_NL	Min	-122958.40	-31918.48	-10789.06	9886.72	-7118.88
919	481	DX173	SLU_ENV_NL	Min	-94243.82	-27574.00	-3896.93	-15715.87	-7118.88
919	481	DX174	SLU_ENV_NL	Min	-12237.82	-4234.71	1211.30	-15715.87	4303.69
919	481	DX187	SLU_ENV_NL	Min	30876.17	3820.49	-5680.83	9886.72	4303.69
920	482	DX187	SLU_ENV_NL	Max	62072.33	18137.06	5711.62	890.26	14618.81
920	482	DX174	SLU_ENV_NL	Max	9897.92	6347.02	1276.40	33807.85	14618.81
920	482	DX175	SLU_ENV_NL	Max	26218.50	12202.86	1069.41	33807.85	473.39
920	482	DX188	SLU_ENV_NL	Max	-19148.39	-7680.24	5504.63	890.26	473.39
920	482	DX187	SLU_ENV_NL	Min	17472.56	723.53	-2185.59	-34384.98	-511.19
920	482	DX174	SLU_ENV_NL	Min	9853.67	3795.64	-2067.21	-1404.71	-511.19
920	482	DX175	SLU_ENV_NL	Min	-20043.56	-3636.61	-101.90	-1404.71	-14637.28
920	482	DX188	SLU_ENV_NL	Min	-28870.88	-9354.78	-220.28	-34384.98	-14637.28
921	483	DX190	SLU_ENV_NL	Max	-19147.79	-7834.78	220.09	34321.96	473.37
921	483	DX177	SLU_ENV_NL	Max	25625.13	11950.94	101.90	1404.61	473.37
921	483	DX178	SLU_ENV_NL	Max	9853.78	6347.00	2067.21	1404.61	14591.52
921	483	DX191	SLU_ENV_NL	Max	61714.17	18054.21	2185.40	34321.96	14591.52
921	483	DX190	SLU_ENV_NL	Min	-29429.56	-9354.54	-5455.58	-890.18	-14609.52
921	483	DX177	SLU_ENV_NL	Min	-20042.78	-3636.34	-1061.58	-33740.96	-14609.52
921	483	DX178	SLU_ENV_NL	Min	9606.32	3668.40	-1280.84	-33740.96	-511.17
921	483	DX191	SLU_ENV_NL	Min	17472.56	723.46	-5674.84	-890.18	-511.17
922	484	DX191	SLU_ENV_NL	Max	32150.11	10566.23	5680.79	-9886.75	7169.91
922	484	DX178	SLU_ENV_NL	Max	6320.51	6211.14	-1211.47	15756.22	7169.91
922	484	DX179	SLU_ENV_NL	Max	43081.47	22224.49	3896.95	15756.22	-4349.57
922	484	DX192	SLU_ENV_NL	Max	45364.88	10851.40	10789.21	-9886.75	-4349.57
922	484	DX191	SLU_ENV_NL	Min	30876.61	3820.56	-32.37	-17585.42	4303.70
922	484	DX178	SLU_ENV_NL	Min	-12721.42	-4411.16	-4755.58	10283.11	4303.70
922	484	DX179	SLU_ENV_NL	Min	-94213.95	-27569.88	-2608.54	10283.11	-7134.32
922	484	DX192	SLU_ENV_NL	Min	-122872.52	-31869.34	2114.68	-17585.42	-7134.32
923	485	DX173	SLU_ENV_NL	Max	51293.14	22088.58	1449.80	23686.59	3991.68
923	485	DX160	SLU_ENV_NL	Max	58152.33	14501.84	2878.76	8776.27	3991.68
923	485	DX161	SLU_ENV_NL	Max	2081.55	-1185.41	1692.78	8776.27	9991.93
923	485	DX174	SLU_ENV_NL	Max	5217.83	2794.66	4146.70	23686.59	9991.93
923	485	DX173	SLU_ENV_NL	Min	-92467.13	-36459.31	-1044.29	-9724.26	-10019.59
923	485	DX160	SLU_ENV_NL	Min	-84678.89	-25134.57	-7818.55	-22958.15	-10019.59
923	485	DX161	SLU_ENV_NL	Min	-60359.43	-16073.18	-5121.66	-22958.15	-3945.42
923	485	DX174	SLU_ENV_NL	Min	-38296.69	-11663.97	-2230.27	-9724.26	-3945.42
924	486	DX174	SLU_ENV_NL	Max	2889.85	-319.89	1251.57	-1738.48	6003.76
924	486	DX161	SLU_ENV_NL	Max	1417.86	1031.65	680.26	13859.52	6003.76
924	486	DX162	SLU_ENV_NL	Max	62270.30	16991.07	1891.47	13859.52	-1051.89
924	486	DX175	SLU_ENV_NL	Max	54698.28	23077.85	4746.34	-1738.48	-1051.89
924	486	DX174	SLU_ENV_NL	Min	-10539.37	-1148.95	-992.60	-14227.87	1126.07
924	486	DX161	SLU_ENV_NL	Min	-44850.63	-13608.36	-1603.30	3338.10	1126.07
924	486	DX162	SLU_ENV_NL	Min	-15843.05	-1882.54	839.00	3338.10	-6046.29
924	486	DX175	SLU_ENV_NL	Min	-19538.49	-11163.48	-833.86	-14227.87	-6046.29
925	487	DX177	SLU_ENV_NL	Max	54025.83	22754.29	833.80	14227.70	-1123.48
925	487	DX164	SLU_ENV_NL	Max	61536.63	16811.90	-839.05	-3501.21	-1123.48
925	487	DX165	SLU_ENV_NL	Max	1417.74	1031.60	1592.57	-3501.21	6003.84
925	487	DX178	SLU_ENV_NL	Max	2890.23	-319.68	992.66	14227.70	6003.84
925	487	DX177	SLU_ENV_NL	Min	-19537.75	-11163.23	-4758.60	1907.04	-6046.36
925	487	DX164	SLU_ENV_NL	Min	-15842.60	-1882.39	-1924.62	-13859.38	-6046.36



Autorità Portuale di Taranto
Interventi per il dragaggio di 2,3 M³ di sedimenti in area Molo Polisettoriale e per la realizzazione di un primo lotto della cassa di colmata funzionale all'ampliamento del V Sporgente del Porto di Taranto

Allegati alla relazione di calcolo strutturale allineamento "BC"

Data 05/2016
Rev. B
c.d.c.: C296A
514B



925	487	DX165	SLU_ENV_NL	Min	-45267.70	-13728.48	-680.19	-13859.38	1196.82
925	487	DX178	SLU_ENV_NL	Min	-10944.81	-1333.49	-1241.42	1907.04	1196.82
926	488	DX178	SLU_ENV_NL	Max	5217.55	2794.68	2230.25	9724.11	9914.56
926	488	DX165	SLU_ENV_NL	Max	2081.65	-1185.38	5119.60	22781.42	9914.56
926	488	DX166	SLU_ENV_NL	Max	58152.65	14501.86	7830.83	22781.42	3991.61
926	488	DX179	SLU_ENV_NL	Max	51292.95	22088.50	1044.13	9724.11	3991.61
926	488	DX178	SLU_ENV_NL	Min	-38795.85	-11840.81	-4146.69	-23501.34	-3945.35
926	488	DX165	SLU_ENV_NL	Min	-60916.50	-16271.11	-1692.62	-8776.11	-3945.35
926	488	DX166	SLU_ENV_NL	Min	-84782.56	-25241.46	-2878.74	-8776.11	-9941.67
926	488	DX179	SLU_ENV_NL	Min	-92500.50	-36449.48	-1435.45	-23501.34	-9941.67
927	489	DX160	SLU_ENV_NL	Max	53999.61	16522.19	1431.21	8903.33	591.97
927	489	DX147	SLU_ENV_NL	Max	54003.02	16922.01	797.04	924.36	591.97
927	489	DX148	SLU_ENV_NL	Max	1292.26	2427.55	1910.38	924.36	3919.83
927	489	DX161	SLU_ENV_NL	Max	7824.96	2096.54	2544.56	8903.33	3919.83
927	489	DX160	SLU_ENV_NL	Min	-65985.69	-18140.92	-7018.63	-1842.09	-3904.40
927	489	DX147	SLU_ENV_NL	Min	-60311.10	-16559.09	-185.31	-9334.12	-3904.40
927	489	DX148	SLU_ENV_NL	Min	-92963.44	-30835.59	867.55	-9334.12	-594.89
927	489	DX161	SLU_ENV_NL	Min	-79751.17	-25395.29	-5965.77	-1842.09	-594.89
928	490	DX161	SLU_ENV_NL	Max	-8906.40	-3532.05	1684.86	-4315.54	2689.34
928	490	DX148	SLU_ENV_NL	Max	-1127.44	2310.83	2794.45	7445.04	2689.34
928	490	DX149	SLU_ENV_NL	Max	67331.71	16745.91	1533.54	7445.04	-1885.65
928	490	DX162	SLU_ENV_NL	Max	69215.93	21262.77	2935.83	-4315.54	-1885.65
928	490	DX161	SLU_ENV_NL	Min	-51397.88	-16552.13	-1533.78	-4946.33	1829.51
928	490	DX148	SLU_ENV_NL	Min	-81289.49	-27670.58	-2936.07	4344.11	1829.51
928	490	DX149	SLU_ENV_NL	Min	827.54	3329.48	784.40	4344.11	-2626.81
928	490	DX162	SLU_ENV_NL	Min	-7783.01	-4866.25	-325.19	-4946.33	-2626.81
929	491	DX164	SLU_ENV_NL	Max	68575.14	21062.47	325.25	4992.61	-1885.71
929	491	DX151	SLU_ENV_NL	Max	66673.05	16569.84	-784.30	-4344.13	-1885.71
929	491	DX152	SLU_ENV_NL	Max	-1127.10	2310.89	2908.78	-4344.13	2708.63
929	491	DX165	SLU_ENV_NL	Max	-8906.24	-3532.00	1514.61	4992.61	2708.63
929	491	DX164	SLU_ENV_NL	Min	-7782.86	-4866.23	-2955.04	4315.56	-2646.22
929	491	DX151	SLU_ENV_NL	Min	828.04	3329.62	-1560.87	-7488.67	-2646.22
929	491	DX152	SLU_ENV_NL	Min	-81785.83	-27809.18	-2794.48	-7488.67	1829.56
929	491	DX165	SLU_ENV_NL	Min	-51921.64	-16697.17	-1684.92	4315.56	1829.56
930	492	DX165	SLU_ENV_NL	Max	7824.95	2096.54	5968.43	1842.05	3896.82
930	492	DX152	SLU_ENV_NL	Max	1291.77	2427.36	-915.98	9282.34	3896.82
930	492	DX153	SLU_ENV_NL	Max	54003.04	16922.04	144.74	9282.34	591.95
930	492	DX166	SLU_ENV_NL	Max	54000.09	16522.40	7029.15	1842.05	591.95
930	492	DX165	SLU_ENV_NL	Min	-80166.91	-25497.39	-2544.54	-8846.85	-594.87
930	492	DX152	SLU_ENV_NL	Min	-93435.91	-30977.57	-1910.49	-924.31	-594.87
930	492	DX153	SLU_ENV_NL	Min	-60513.00	-16608.70	-797.01	-924.31	-3880.97
930	492	DX166	SLU_ENV_NL	Min	-66165.61	-18126.67	-1431.06	-8846.85	-3880.97
931	493	DX147	SLU_ENV_NL	Max	51275.04	14495.92	1108.99	7405.98	1390.04
931	493	DX134	SLU_ENV_NL	Max	52507.67	14625.77	1138.58	2770.97	1390.04
931	493	DX135	SLU_ENV_NL	Max	-871.38	-161.06	1500.38	2770.97	3388.50
931	493	DX148	SLU_ENV_NL	Max	2123.12	-1470.11	1470.80	7405.98	3388.50
931	493	DX147	SLU_ENV_NL	Min	-51869.21	-17681.81	-95.78	-3722.53	-3395.35
931	493	DX134	SLU_ENV_NL	Min	-47986.20	-14223.68	-3758.84	-8406.46	-3395.35
931	493	DX135	SLU_ENV_NL	Min	-106409.64	-30931.99	-3463.14	-8406.46	-1395.80
931	493	DX148	SLU_ENV_NL	Min	-101247.24	-29185.90	199.93	-3722.53	-1395.80
932	494	DX148	SLU_ENV_NL	Max	-7723.95	-5246.58	2518.43	828.61	1954.45
932	494	DX135	SLU_ENV_NL	Max	-1660.26	424.62	550.53	4728.14	1954.45
932	494	DX136	SLU_ENV_NL	Max	70029.87	19934.48	1565.66	4728.14	-277.25
932	494	DX149	SLU_ENV_NL	Max	73961.51	24887.40	1182.12	828.61	-277.25
932	494	DX148	SLU_ENV_NL	Min	-84166.96	-23304.29	-1758.23	-4511.99	324.85
932	494	DX135	SLU_ENV_NL	Min	-101623.53	-30253.69	-1374.70	2232.02	324.85
932	494	DX136	SLU_ENV_NL	Min	10318.62	6253.43	-876.95	2232.02	-2009.75
932	494	DX149	SLU_ENV_NL	Min	3587.44	-1901.83	1090.95	-4511.99	-2009.75
933	495	DX151	SLU_ENV_NL	Max	73338.36	24677.72	-1091.00	4511.95	-300.57
933	495	DX138	SLU_ENV_NL	Max	69392.94	19770.83	876.86	-2285.16	-300.57
933	495	DX139	SLU_ENV_NL	Max	-1660.57	424.53	1357.51	-2285.16	1954.48
933	495	DX152	SLU_ENV_NL	Max	-7723.47	-5246.41	1731.14	4511.95	1954.48
933	495	DX151	SLU_ENV_NL	Min	3587.83	-1901.71	-1209.85	-773.68	-2009.78
933	495	DX138	SLU_ENV_NL	Min	10318.37	6253.37	-1583.47	-4728.10	-2009.78
933	495	DX139	SLU_ENV_NL	Min	-102145.60	-30406.47	-550.45	-4728.10	-347.90
933	495	DX152	SLU_ENV_NL	Min	-84720.17	-23480.51	-2518.31	-773.68	347.90
934	496	DX152	SLU_ENV_NL	Max	2122.59	-1470.24	-255.28	3722.47	3363.21
934	496	DX139	SLU_ENV_NL	Max	-871.29	-161.03	3473.07	8348.41	3363.21
934	496	DX140	SLU_ENV_NL	Max	52508.51	14625.98	3791.86	8348.41	1390.01
934	496	DX153	SLU_ENV_NL	Max	51275.10	14495.91	63.51	3722.47	1390.01
934	496	DX152	SLU_ENV_NL	Min	-101660.34	-29308.20	-1470.73	-7345.16	-1395.77
934	496	DX139	SLU_ENV_NL	Min	-106914.43	-31091.48	-1500.23	-2770.89	-1395.77
934	496	DX140	SLU_ENV_NL	Min	-48335.83	-14389.66	-1138.63	-2770.89	-3369.64
934	496	DX153	SLU_ENV_NL	Min	-52139.50	-17781.17	-1109.14	-7345.16	-3369.64
935	497	DX134	SLU_ENV_NL	Max	49593.90	15608.38	867.46	4045.38	1556.89
935	497	DX121	SLU_ENV_NL	Max	48121.01	15374.69	793.13	3196.52	1556.89
935	497	DX122	SLU_ENV_NL	Max	599.82	2166.92	1426.34	3196.52	2034.29
935	497	DX135	SLU_ENV_NL	Max	2555.78	567.65	1500.66	4045.38	2034.29
935	497	DX134	SLU_ENV_NL	Min	-41083.06	-12500.17	-3857.60	-4074.11	-2042.97
935	497	DX121	SLU_ENV_NL	Min	-38902.84	-9830.33	166.36	-5458.28	-2042.97
935	497	DX122	SLU_ENV_NL	Min	-117919.52	-36467.07	510.04	-5458.28	-1562.35



Autorità Portuale di Taranto
Interventi per il dragaggio di 2,3 M m³ di sedimenti in area Molo Polisettoriale e per la realizzazione di un primo lotto della cassa di colmata funzionale all'ampliamento del V Sporgente del Porto di Taranto

Allegati alla relazione di calcolo strutturale allineamento "BC"

Data 05/2016
Rev. B
c.d.c.: C296A
514B



935	497	DX135	SLU_ENV_NL	Min	-114305.91	-35965.94	-3513.91	-4074.11	-1562.35
936	498	DX135	SLU_ENV_NL	Max	-6505.46	-2886.51	624.21	2241.46	1449.84
936	498	DX122	SLU_ENV_NL	Max	842.63	2975.55	2246.30	3609.29	1449.84
936	498	DX123	SLU_ENV_NL	Max	66649.11	17960.24	794.29	3609.29	269.70
936	498	DX136	SLU_ENV_NL	Max	71034.45	21591.82	1547.43	2241.46	269.70
936	498	DX135	SLU_ENV_NL	Min	-102626.05	-31904.15	-863.81	-3273.37	-237.91
936	498	DX122	SLU_ENV_NL	Min	-115237.00	-36220.16	-1893.83	1058.29	-237.91
936	498	DX123	SLU_ENV_NL	Min	17982.59	8272.70	517.41	1058.29	-1502.96
936	498	DX136	SLU_ENV_NL	Min	12549.86	851.36	-827.80	-3273.37	-1502.96
937	499	DX138	SLU_ENV_NL	Max	70437.60	21393.12	827.87	3273.35	246.48
937	499	DX125	SLU_ENV_NL	Max	66060.19	17799.89	-537.83	-1111.89	246.48
937	499	DX126	SLU_ENV_NL	Max	842.84	2975.58	1870.67	-1111.89	1449.86
937	499	DX139	SLU_ENV_NL	Max	-6505.63	-2886.56	845.82	3273.35	1449.86
937	499	DX138	SLU_ENV_NL	Min	12549.46	851.23	-1562.68	-2187.30	-1502.98
937	499	DX125	SLU_ENV_NL	Min	17982.66	8272.71	-794.18	-3609.25	-1502.98
937	499	DX126	SLU_ENV_NL	Min	-115792.14	-36382.95	-2246.35	-3609.25	-214.90
937	499	DX139	SLU_ENV_NL	Min	-103205.42	-32079.30	-624.30	-2187.30	-214.90
938	500	DX139	SLU_ENV_NL	Max	2555.82	567.66	3522.83	4074.08	2010.01
938	500	DX126	SLU_ENV_NL	Max	599.27	2166.72	-559.39	5401.81	2010.01
938	500	DX127	SLU_ENV_NL	Max	48121.33	15374.81	-190.83	5401.81	1556.88
938	500	DX140	SLU_ENV_NL	Max	49594.83	15608.70	3891.39	4074.08	1556.88
938	500	DX139	SLU_ENV_NL	Min	-114743.71	-36087.07	-1500.70	-3987.48	-1562.34
938	500	DX126	SLU_ENV_NL	Min	-118461.93	-36637.60	-1426.45	-3196.48	-1562.34
938	500	DX127	SLU_ENV_NL	Min	-39357.59	-9958.82	-793.07	-3196.48	-2018.18
938	500	DX140	SLU_ENV_NL	Min	-41453.93	-12552.02	-867.32	-3987.48	-2018.18
939	501	DX121	SLU_ENV_NL	Max	43216.18	11530.94	918.90	2696.18	1752.41
939	501	DX108	SLU_ENV_NL	Max	42209.51	12334.46	1134.64	3741.91	1752.41
939	501	DX109	SLU_ENV_NL	Max	4288.54	1738.33	1329.42	3741.91	1492.64
939	501	DX122	SLU_ENV_NL	Max	3268.14	-1444.37	1113.68	2696.18	1492.64
939	501	DX121	SLU_ENV_NL	Min	-35628.40	-12605.68	412.27	-4464.59	-1510.92
939	501	DX108	SLU_ENV_NL	Min	-33086.72	-9371.83	-1903.16	-4304.81	-1510.92
939	501	DX109	SLU_ENV_NL	Min	-120058.56	-34993.97	-2414.50	-4304.81	-1768.35
939	501	DX122	SLU_ENV_NL	Min	-121986.24	-36332.66	-99.08	-4464.59	-1768.35
940	502	DX122	SLU_ENV_NL	Max	-3779.25	-4186.49	2202.78	3810.28	811.10
940	502	DX109	SLU_ENV_NL	Max	3985.92	2275.44	209.49	2146.74	811.10
940	502	DX110	SLU_ENV_NL	Max	60901.24	17938.67	543.40	2146.74	928.00
940	502	DX123	SLU_ENV_NL	Max	66579.72	21416.07	901.45	3810.28	928.00
940	502	DX122	SLU_ENV_NL	Min	-113199.63	-33116.01	-1307.50	-1760.35	-903.92
940	502	DX109	SLU_ENV_NL	Min	-120339.79	-35659.00	-1273.86	-459.74	-903.92
940	502	DX110	SLU_ENV_NL	Min	23004.58	9915.58	-1091.84	-459.74	-865.12
940	502	DX123	SLU_ENV_NL	Min	18835.38	2871.10	509.77	-1760.35	-865.12
941	503	DX125	SLU_ENV_NL	Max	66030.42	21238.07	-529.31	1760.31	910.25
941	503	DX112	SLU_ENV_NL	Max	60362.69	17797.96	1091.77	418.17	910.25
941	503	DX113	SLU_ENV_NL	Max	3985.60	2275.35	1257.74	418.17	811.10
941	503	DX126	SLU_ENV_NL	Max	-3778.92	-4186.38	1283.67	1760.31	811.10
941	503	DX125	SLU_ENV_NL	Min	18835.34	2871.09	-901.50	-3769.52	-865.11
941	503	DX112	SLU_ENV_NL	Min	23003.98	9915.43	-555.24	-2146.68	-865.11
941	503	DX113	SLU_ENV_NL	Min	-120914.97	-35827.58	-209.42	-2146.68	-886.39
941	503	DX126	SLU_ENV_NL	Min	-113806.95	-33303.09	-2202.68	-3769.52	-886.39
942	504	DX126	SLU_ENV_NL	Max	3267.56	-1444.54	50.95	4464.58	1474.35
942	504	DX113	SLU_ENV_NL	Max	4288.58	1738.35	2421.81	4261.49	1474.35
942	504	DX114	SLU_ENV_NL	Max	42210.53	12334.74	1934.63	4261.49	1752.40
942	504	DX127	SLU_ENV_NL	Max	43216.52	11531.02	-436.23	4464.58	1752.40
942	504	DX126	SLU_ENV_NL	Min	-122472.53	-36474.70	-1113.61	-2653.37	-1768.34
942	504	DX113	SLU_ENV_NL	Min	-120632.80	-35170.99	-1329.30	-3741.88	-1768.34
942	504	DX114	SLU_ENV_NL	Min	-33687.63	-9599.14	-1134.72	-3741.88	-1492.27
942	504	DX127	SLU_ENV_NL	Min	-36143.22	-12775.83	-919.03	-2653.37	-1492.27
943	505	DX108	SLU_ENV_NL	Max	37162.78	11089.41	580.71	1291.99	2242.34
943	505	DX95	SLU_ENV_NL	Max	31096.98	10743.00	175.97	5010.78	2242.34
943	505	DX96	SLU_ENV_NL	Max	9777.35	5397.75	1103.78	5010.78	919.94
943	505	DX109	SLU_ENV_NL	Max	9101.75	2204.97	1610.70	1291.99	919.94
943	505	DX108	SLU_ENV_NL	Min	-30404.44	-9576.67	-2187.63	-5469.07	-935.28
943	505	DX95	SLU_ENV_NL	Min	-29462.71	-7055.02	73.79	-3032.33	-935.28
943	505	DX96	SLU_ENV_NL	Min	-123569.20	-37069.71	168.96	-3032.33	-2253.72
943	505	DX109	SLU_ENV_NL	Min	-123819.02	-38383.07	-2194.65	-5469.07	-2253.72
944	506	DX109	SLU_ENV_NL	Max	2211.74	-454.21	403.09	3827.82	191.63
944	506	DX96	SLU_ENV_NL	Max	12589.96	6833.72	2129.98	661.25	191.63
944	506	DX97	SLU_ENV_NL	Max	54392.24	15193.85	637.86	661.25	941.60
944	506	DX110	SLU_ENV_NL	Max	58729.48	17444.33	478.12	3827.82	941.60
944	506	DX109	SLU_ENV_NL	Min	-118523.23	-36348.63	-931.03	-361.95	-927.69
944	506	DX96	SLU_ENV_NL	Min	-123768.93	-37575.32	-997.94	-529.31	-927.69
944	506	DX97	SLU_ENV_NL	Min	24946.07	10380.22	411.20	-529.31	-247.35
944	506	DX110	SLU_ENV_NL	Min	22105.81	3735.39	-1089.03	-361.95	-247.35
945	507	DX112	SLU_ENV_NL	Max	58222.51	17277.04	1089.10	361.91	923.53
945	507	DX99	SLU_ENV_NL	Max	53902.99	15058.45	-426.43	486.32	923.53
945	507	DX100	SLU_ENV_NL	Max	12590.09	6833.74	978.75	486.32	191.61
945	507	DX113	SLU_ENV_NL	Max	2211.50	-454.29	915.59	361.91	191.61
945	507	DX112	SLU_ENV_NL	Min	22105.10	3735.15	-489.60	-3786.86	-247.33
945	507	DX99	SLU_ENV_NL	Min	24945.80	10380.13	-637.75	-661.20	-247.33
945	507	DX100	SLU_ENV_NL	Min	-124370.46	-37753.29	-2130.02	-661.20	-909.79
945	507	DX113	SLU_ENV_NL	Min	-119143.84	-36536.86	-403.17	-3786.86	-909.79



Autorità Portuale di Taranto
Interventi per il dragaggio di 2,3 M³ di sedimenti in area Molo Polisettoriale e per la realizzazione di un primo lotto della cassa di colmata funzionale all'ampliamento del V Sporgente del Porto di Taranto

Allegati alla relazione di calcolo strutturale allineamento "BC"

Data 05/2016
Rev. B
c.d.c.: C296A
514B



946	508	DX113	SLU_ENV_NL	Max	9101.79	2204.98	2200.87	5469.10	901.62
946	508	DX100	SLU_ENV_NL	Max	9777.08	5397.65	-209.17	2988.33	901.62
946	508	DX101	SLU_ENV_NL	Max	31097.54	10743.18	-73.76	2988.33	2242.35
946	508	DX114	SLU_ENV_NL	Max	37163.81	11089.74	2219.66	5469.10	2242.35
946	508	DX113	SLU_ENV_NL	Min	-124344.07	-38533.86	-1610.74	-1249.59	-2253.73
946	508	DX100	SLU_ENV_NL	Min	-124193.11	-37263.16	-1103.87	-5010.80	-2253.73
946	508	DX101	SLU_ENV_NL	Min	-30168.26	-7259.10	-190.38	-5010.80	-916.53
946	508	DX114	SLU_ENV_NL	Min	-31020.51	-9716.76	-580.63	-1249.59	-916.53
947	509	DX95	SLU_ENV_NL	Max	23801.02	5397.42	316.46	879.30	2512.16
947	509	DX82	SLU_ENV_NL	Max	17348.67	5614.43	818.52	5835.10	2512.16
947	509	DX83	SLU_ENV_NL	Max	17724.89	5991.07	1550.77	5835.10	751.81
947	509	DX96	SLU_ENV_NL	Max	14308.10	1525.95	866.55	879.30	751.81
947	509	DX95	SLU_ENV_NL	Min	-28536.20	-10228.83	134.29	-5919.71	-770.74
947	509	DX82	SLU_ENV_NL	Min	-26969.55	-7490.60	-951.51	-2669.60	-770.74
947	509	DX83	SLU_ENV_NL	Min	-122667.65	-36052.43	-1483.09	-2669.60	-2530.89
947	509	DX96	SLU_ENV_NL	Min	-125741.76	-38049.35	-215.12	-5919.71	-2530.89
948	510	DX96	SLU_ENV_NL	Max	11383.98	180.98	2178.50	3965.15	-605.29
948	510	DX83	SLU_ENV_NL	Max	23293.89	8129.51	28.09	-756.90	-605.29
948	510	DX84	SLU_ENV_NL	Max	47917.87	14474.01	-58.81	-756.90	1018.30
948	510	DX97	SLU_ENV_NL	Max	52595.45	16543.79	718.79	3965.15	1018.30
948	510	DX96	SLU_ENV_NL	Min	-121171.44	-36256.29	-648.84	1396.76	-1007.55
948	510	DX83	SLU_ENV_NL	Min	-124003.54	-36875.16	-1164.88	-1295.44	-1007.55
948	510	DX84	SLU_ENV_NL	Min	23347.82	9962.46	-1431.62	-1295.44	549.72
948	510	DX97	SLU_ENV_NL	Min	22247.61	4018.14	457.23	1396.76	549.72
949	511	DX99	SLU_ENV_NL	Max	52137.11	16398.02	-471.63	-1396.80	1005.66
949	511	DX86	SLU_ENV_NL	Max	47478.44	14357.81	1431.51	1295.49	1005.66
949	511	DX87	SLU_ENV_NL	Max	23293.39	8129.39	1154.55	1295.49	-605.32
949	511	DX100	SLU_ENV_NL	Max	11384.16	181.06	628.56	-1396.80	-605.32
949	511	DX99	SLU_ENV_NL	Min	22247.30	4018.04	-718.82	-3937.45	549.76
949	511	DX86	SLU_ENV_NL	Min	23347.03	9962.25	54.36	725.98	549.76
949	511	DX87	SLU_ENV_NL	Min	-124614.50	-37056.96	-28.06	725.98	-995.09
949	511	DX100	SLU_ENV_NL	Min	-121812.87	-36453.83	-2178.39	-3937.45	-995.09
950	512	DX100	SLU_ENV_NL	Max	14307.89	1525.91	178.77	5919.77	739.08
950	512	DX87	SLU_ENV_NL	Max	17725.24	5991.22	1488.12	2638.06	739.08
950	512	DX88	SLU_ENV_NL	Max	17349.58	5614.70	975.65	2638.06	2512.18
950	512	DX101	SLU_ENV_NL	Max	23801.51	5397.55	-134.40	5919.77	2512.18
950	512	DX100	SLU_ENV_NL	Min	-126324.91	-38223.30	-866.52	-850.91	-2530.91
950	512	DX87	SLU_ENV_NL	Min	-123317.80	-36252.09	-1550.66	-5835.15	-2530.91
950	512	DX88	SLU_ENV_NL	Min	-27789.71	-7771.90	-818.55	-5835.15	-757.75
950	512	DX101	SLU_ENV_NL	Min	-29287.36	-10468.58	-333.69	-850.91	-757.75
951	513	DX82	SLU_ENV_NL	Max	11104.34	3223.97	2175.04	23.47	2062.19
951	513	DX69	SLU_ENV_NL	Max	14060.69	5469.24	1995.64	4995.37	2062.19
951	513	DX70	SLU_ENV_NL	Max	34399.42	12202.83	86.84	4995.37	391.43
951	513	DX83	SLU_ENV_NL	Max	23394.77	6466.73	266.24	23.47	391.43
951	513	DX82	SLU_ENV_NL	Min	-25946.26	-8265.62	-920.86	-4692.54	-411.98
951	513	DX69	SLU_ENV_NL	Min	-23536.82	-5488.87	495.67	-1849.17	-411.98
951	513	DX70	SLU_ENV_NL	Min	-121598.40	-35956.62	-143.59	-1849.17	-2094.11
951	513	DX83	SLU_ENV_NL	Min	-124603.14	-38318.06	-1560.12	-4692.54	-2094.11
952	514	DX83	SLU_ENV_NL	Max	24401.66	6383.12	-495.30	3545.35	-519.59
952	514	DX70	SLU_ENV_NL	Max	32020.91	11874.95	649.72	-448.66	-519.59
952	514	DX71	SLU_ENV_NL	Max	41438.82	11903.20	479.30	-448.66	859.17
952	514	DX84	SLU_ENV_NL	Max	45348.53	13082.29	23.79	3545.35	859.17
952	514	DX83	SLU_ENV_NL	Min	-121956.92	-37225.88	-1050.94	1081.81	-854.35
952	514	DX70	SLU_ENV_NL	Min	-124922.55	-37252.18	-595.43	-1254.44	-854.35
952	514	DX71	SLU_ENV_NL	Min	17942.77	7569.52	168.01	-1254.44	482.70
952	514	DX84	SLU_ENV_NL	Min	19878.80	3837.99	-977.02	1081.81	482.70
953	515	DX86	SLU_ENV_NL	Max	44929.73	12945.76	977.11	-1081.82	847.64
953	515	DX73	SLU_ENV_NL	Max	41031.98	11788.28	-167.81	1254.45	847.64
953	515	DX74	SLU_ENV_NL	Max	32021.14	11874.96	584.82	1254.45	-519.61
953	515	DX87	SLU_ENV_NL	Max	24401.14	6382.92	1042.47	-1081.82	-519.61
953	515	DX86	SLU_ENV_NL	Min	19877.99	3837.73	-29.63	-3520.61	482.72
953	515	DX73	SLU_ENV_NL	Min	17942.87	7569.54	-487.27	419.87	482.72
953	515	DX74	SLU_ENV_NL	Min	-125551.25	-37439.42	-649.79	419.87	-842.94
953	515	DX87	SLU_ENV_NL	Min	-122598.62	-37420.96	495.14	-3520.61	-842.94
954	516	DX87	SLU_ENV_NL	Max	23395.17	6466.80	1570.09	4692.60	379.87
954	516	DX74	SLU_ENV_NL	Max	34399.24	12202.71	115.14	1820.11	379.87
954	516	DX75	SLU_ENV_NL	Max	14060.70	5469.26	-515.75	1820.11	2062.22
954	516	DX88	SLU_ENV_NL	Max	11105.18	3224.23	939.21	4692.60	2062.22
954	516	DX87	SLU_ENV_NL	Min	-125220.69	-38500.32	-266.30	1.78	-2094.14
954	516	DX74	SLU_ENV_NL	Min	-122253.94	-36157.49	-87.02	-4995.42	-2094.14
954	516	DX75	SLU_ENV_NL	Min	-24392.56	-5736.26	-1995.61	-4995.42	-400.22
954	516	DX88	SLU_ENV_NL	Min	-26774.17	-8481.50	-2174.90	1.78	-400.22
955	517	DX69	SLU_ENV_NL	Max	9968.87	2265.42	1768.62	1057.93	566.65
955	517	DX56	SLU_ENV_NL	Max	14073.63	4052.53	671.10	1589.77	566.65
955	517	DX57	SLU_ENV_NL	Max	40716.48	13035.28	-402.43	1589.77	848.26
955	517	DX70	SLU_ENV_NL	Max	37050.35	10603.72	695.08	1057.93	848.26
955	517	DX69	SLU_ENV_NL	Min	-22870.42	-8041.22	631.29	-1091.16	-866.22
955	517	DX56	SLU_ENV_NL	Min	-18504.36	-5184.52	-315.86	-2938.36	-866.22
955	517	DX57	SLU_ENV_NL	Min	-120570.65	-35620.85	-1284.30	-2938.36	-583.52
955	517	DX70	SLU_ENV_NL	Min	-123420.04	-37255.09	-337.15	-1091.16	-583.52
956	518	DX70	SLU_ENV_NL	Max	31127.48	8544.05	261.66	1854.86	579.80



Autorità Portuale di Taranto
Interventi per il dragaggio di 2,3 M m³ di sedimenti in area Molo Polisettoriale e per la realizzazione di un primo lotto della cassa di colmata funzionale all'ampliamento del V Sporgente del Porto di Taranto

Allegati alla relazione di calcolo strutturale allineamento "BC"

Data 05/2016
Rev. B
c.d.c.: C296A
514B



956	518	DX57	SLU_ENV_NL	Max	32519.61	10859.02	40.80	1242.03	579.80
956	518	DX58	SLU_ENV_NL	Max	37700.42	11621.05	31.77	1242.03	142.08
956	518	DX71	SLU_ENV_NL	Max	40569.71	12664.69	579.03	1854.86	142.08
956	518	DX70	SLU_ENV_NL	Min	-123787.68	-37127.82	-556.56	-1510.48	-133.54
956	518	DX57	SLU_ENV_NL	Min	-128441.23	-38219.58	-1103.82	1212.43	-133.54
956	518	DX58	SLU_ENV_NL	Min	17959.93	6995.32	-123.36	1212.43	-601.08
956	518	DX71	SLU_ENV_NL	Min	16762.43	3987.85	97.51	-1510.48	-601.08
957	519	DX73	SLU_ENV_NL	Max	40181.42	12544.09	-97.52	1510.46	135.19
957	519	DX60	SLU_ENV_NL	Max	37324.44	11519.54	123.27	-1230.71	135.19
957	519	DX61	SLU_ENV_NL	Max	32519.29	10858.97	1110.10	-1230.71	579.81
957	519	DX74	SLU_ENV_NL	Max	31127.76	8544.19	544.86	1510.46	579.81
957	519	DX73	SLU_ENV_NL	Min	16762.52	3987.89	-586.38	-1841.33	-601.09
957	519	DX60	SLU_ENV_NL	Min	17959.51	6995.21	-21.14	-1242.02	-601.09
957	519	DX61	SLU_ENV_NL	Min	-129072.01	-38412.60	-40.71	-1242.02	-126.78
957	519	DX74	SLU_ENV_NL	Min	-124442.03	-37333.05	-261.51	-1841.33	-126.78
958	520	DX74	SLU_ENV_NL	Max	37050.23	10603.73	321.42	1091.14	841.43
958	520	DX61	SLU_ENV_NL	Max	40717.36	13035.59	1294.05	2920.18	841.43
958	520	DX62	SLU_ENV_NL	Max	14074.74	4052.85	309.17	2920.18	566.64
958	520	DX75	SLU_ENV_NL	Max	9968.87	2265.42	-663.46	1091.14	566.64
958	520	DX74	SLU_ENV_NL	Min	-124053.67	-37450.77	-695.01	-1044.42	-583.51
958	520	DX61	SLU_ENV_NL	Min	-121152.34	-35802.48	402.60	-1589.74	-583.51
958	520	DX62	SLU_ENV_NL	Min	-19336.88	-5459.79	-671.25	-1589.74	-859.47
958	520	DX75	SLU_ENV_NL	Min	-23756.68	-8322.52	-1768.86	-1044.42	-859.47
959	521	DX56	SLU_ENV_NL	Max	14417.01	4714.98	-587.04	2584.24	-563.18
959	521	DX43	SLU_ENV_NL	Max	12143.00	4103.41	-1515.16	-1115.04	-563.18
959	521	DX44	SLU_ENV_NL	Max	31407.70	10658.16	224.19	-1115.04	1561.00
959	521	DX57	SLU_ENV_NL	Max	40495.62	12781.20	1152.31	2584.24	1561.00
959	521	DX56	SLU_ENV_NL	Min	-15368.56	-4489.95	-1303.45	1535.86	-1556.05
959	521	DX43	SLU_ENV_NL	Min	-14755.30	-3617.20	-1638.31	-4681.27	-1556.05
959	521	DX44	SLU_ENV_NL	Min	-132268.39	-38772.23	-405.23	-4681.27	574.11
959	521	DX57	SLU_ENV_NL	Min	-123810.07	-36660.83	-70.38	1535.86	574.11
960	522	DX57	SLU_ENV_NL	Max	29267.02	9150.13	-95.56	-1183.88	1693.40
960	522	DX44	SLU_ENV_NL	Max	26542.32	9461.04	1629.43	4425.26	1693.40
960	522	DX45	SLU_ENV_NL	Max	41858.18	11973.50	1702.00	4425.26	-1199.74
960	522	DX58	SLU_ENV_NL	Max	39113.73	11444.80	-206.75	-1183.88	-1199.74
960	522	DX57	SLU_ENV_NL	Min	-129965.47	-38413.09	-1046.44	-4010.13	1206.70
960	522	DX44	SLU_ENV_NL	Min	-138320.94	-40682.36	862.32	3918.59	1206.70
960	522	DX45	SLU_ENV_NL	Min	25792.03	8556.78	1331.27	3918.59	-1708.17
960	522	DX58	SLU_ENV_NL	Min	20153.66	5174.67	-393.71	-4010.13	-1708.17
961	523	DX60	SLU_ENV_NL	Max	38747.30	11327.69	393.80	4010.14	-1205.72
961	523	DX47	SLU_ENV_NL	Max	41484.99	11865.14	-1331.30	-3918.59	-1205.72
961	523	DX48	SLU_ENV_NL	Max	26542.64	9461.19	-875.10	-3918.59	1693.45
961	523	DX61	SLU_ENV_NL	Max	29266.77	9150.14	1057.22	4010.14	1693.45
961	523	DX60	SLU_ENV_NL	Min	20153.17	5174.51	213.67	1195.17	-1708.22
961	523	DX47	SLU_ENV_NL	Min	25792.00	8556.75	-1718.65	-4441.66	-1708.22
961	523	DX48	SLU_ENV_NL	Min	-138976.79	-40865.18	-1629.62	-4441.66	1212.64
961	523	DX61	SLU_ENV_NL	Min	-130607.65	-38596.69	95.47	1195.17	1212.64
962	524	DX61	SLU_ENV_NL	Max	40496.45	12781.54	75.02	-1535.94	1555.09
962	524	DX48	SLU_ENV_NL	Max	31407.02	10658.01	399.25	4665.00	1555.09
962	524	DX49	SLU_ENV_NL	Max	12142.82	4103.34	1625.67	4665.00	-563.21
962	524	DX62	SLU_ENV_NL	Max	14418.19	4715.34	1301.45	-1535.94	-563.21
962	524	DX61	SLU_ENV_NL	Min	-124369.96	-36816.91	-1152.51	-2572.99	574.15
962	524	DX48	SLU_ENV_NL	Min	-132809.85	-38923.58	-224.27	1115.12	574.15
962	524	DX49	SLU_ENV_NL	Min	-15565.04	-3846.96	1515.51	1115.12	-1550.15
962	524	DX62	SLU_ENV_NL	Min	-16200.99	-4717.79	587.27	-2572.99	-1550.15
963	525	DX43	SLU_ENV_NL	Max	15251.93	4487.75	-2466.93	4092.91	-1714.89
963	525	DX30	SLU_ENV_NL	Max	8623.78	2016.59	-3124.89	-3981.90	-1714.89
963	525	DX31	SLU_ENV_NL	Max	8074.15	2337.51	790.80	-3981.90	2215.47
963	525	DX44	SLU_ENV_NL	Max	27761.94	8484.38	1448.76	4092.91	2215.47
963	525	DX43	SLU_ENV_NL	Min	-9997.08	-3279.80	-3202.14	3880.74	-2179.59
963	525	DX30	SLU_ENV_NL	Min	-18256.90	-5686.86	-3757.67	-6363.68	-2179.59
963	525	DX31	SLU_ENV_NL	Min	-158204.95	-47533.79	563.62	-6363.68	1749.36
963	525	DX44	SLU_ENV_NL	Min	-137585.04	-40971.04	1119.14	3880.74	1749.36
964	526	DX44	SLU_ENV_NL	Max	20240.79	6046.04	1543.03	-3284.88	2556.56
964	526	DX31	SLU_ENV_NL	Max	13974.91	4289.73	1004.46	6962.86	2556.56
964	526	DX32	SLU_ENV_NL	Max	54760.10	16629.32	550.52	6962.86	-2196.21
964	526	DX45	SLU_ENV_NL	Max	47092.16	14866.10	1321.38	-3284.88	-2196.21
964	526	DX44	SLU_ENV_NL	Min	-143281.02	-42661.96	1335.35	-5789.39	2200.27
964	526	DX31	SLU_ENV_NL	Min	-151168.56	-45440.74	564.49	6142.74	2200.27
964	526	DX32	SLU_ENV_NL	Min	40923.93	12800.14	535.34	6142.74	-2562.56
964	526	DX45	SLU_ENV_NL	Min	31365.18	9543.85	1073.91	-5789.39	-2562.56
965	527	DX47	SLU_ENV_NL	Max	46729.37	14757.01	-1074.18	5789.39	-2199.75
965	527	DX34	SLU_ENV_NL	Max	54438.72	16540.20	-535.26	-6142.72	-2199.75
965	527	DX35	SLU_ENV_NL	Max	13974.28	4289.35	-578.23	-6142.72	2556.62
965	527	DX48	SLU_ENV_NL	Max	20241.17	6045.97	-1355.67	5789.39	2556.62
965	527	DX47	SLU_ENV_NL	Min	31365.03	9543.82	-1330.72	3289.98	-2562.62
965	527	DX34	SLU_ENV_NL	Min	40922.54	12799.74	-553.29	-6973.69	-2562.62
965	527	DX35	SLU_ENV_NL	Min	-151805.80	-45629.72	-1004.05	-6973.69	2203.67
965	527	DX48	SLU_ENV_NL	Min	-143953.89	-42866.11	-1542.98	3289.98	2203.67
966	528	DX48	SLU_ENV_NL	Max	27761.04	8483.93	-1153.00	-3875.53	2212.20
966	528	DX35	SLU_ENV_NL	Max	8074.85	2337.53	-564.56	6352.75	2212.20



Autorità Portuale di Taranto
Interventi per il dragaggio di 2,3 M m³ di sedimenti in area Molo Polisettoriale e per la realizzazione di un primo lotto della cassa di colmata funzionale all'ampliamento del V Sporgente del Porto di Taranto

Allegati alla relazione di calcolo strutturale allineamento "BC"

Data 05/2016
Rev. B
c.d.c.: C296A
514B



966	528	DX36	SLU_ENV_NL	Max	8625.86	2017.21	3807.02	6352.75	-1714.96
966	528	DX49	SLU_ENV_NL	Max	15251.89	4487.75	3218.58	-3875.53	-1714.96
966	528	DX48	SLU_ENV_NL	Min	-138118.60	-41131.91	-1448.35	-4093.05	1749.43
966	528	DX35	SLU_ENV_NL	Min	-158896.12	-47740.43	-790.74	3982.07	1749.43
966	528	DX36	SLU_ENV_NL	Min	-19265.56	-6007.38	3124.39	3982.07	-2175.94
966	528	DX49	SLU_ENV_NL	Min	-10829.11	-3548.06	2466.78	-4093.05	-2175.94
967	529	DX30	SLU_ENV_NL	Max	13167.99	4602.85	-2420.54	2738.69	-818.20
967	529	DX17	SLU_ENV_NL	Max	9589.13	2748.24	-723.49	-2990.35	-818.20
967	529	DX18	SLU_ENV_NL	Max	-8259.30	-3394.31	1588.74	-2990.35	1241.40
967	529	DX31	SLU_ENV_NL	Max	3900.23	985.57	-132.15	2738.69	1241.40
967	529	DX30	SLU_ENV_NL	Min	-13959.39	-3927.25	-2971.94	520.11	-1216.47
967	529	DX17	SLU_ENV_NL	Min	-18638.73	-5278.96	-954.62	-3335.44	-1216.47
967	529	DX18	SLU_ENV_NL	Min	-173305.76	-52839.81	1333.77	-3335.44	835.91
967	529	DX31	SLU_ENV_NL	Min	-162643.50	-49763.50	-659.72	520.11	835.91
968	530	DX31	SLU_ENV_NL	Max	8221.92	2216.63	1026.27	-216.01	1539.42
968	530	DX18	SLU_ENV_NL	Max	3794.89	287.39	371.16	4273.85	1539.42
968	530	DX19	SLU_ENV_NL	Max	63053.10	18295.18	143.56	4273.85	-963.80
968	530	DX32	SLU_ENV_NL	Max	58923.12	17083.11	828.33	-216.01	-963.80
968	530	DX31	SLU_ENV_NL	Min	-155891.57	-47761.18	920.04	-3183.74	962.44
968	530	DX18	SLU_ENV_NL	Min	-159364.09	-48634.05	227.96	3985.37	962.44
968	530	DX19	SLU_ENV_NL	Min	51981.44	15127.92	136.25	3985.37	-1536.27
968	530	DX32	SLU_ENV_NL	Min	46410.87	13986.39	798.67	-3183.74	-1536.27
969	531	DX34	SLU_ENV_NL	Max	58604.80	16984.30	-798.39	3183.76	-965.46
969	531	DX21	SLU_ENV_NL	Max	62732.46	18198.47	-144.06	-3985.35	-965.46
969	531	DX22	SLU_ENV_NL	Max	3794.88	287.79	-236.90	-3985.35	1539.46
969	531	DX35	SLU_ENV_NL	Max	8221.61	2216.96	-926.85	3183.76	1539.46
969	531	DX34	SLU_ENV_NL	Min	46409.35	13985.92	-837.93	216.78	-1536.31
969	531	DX21	SLU_ENV_NL	Min	51980.06	15127.48	-147.97	-4280.71	-1536.31
969	531	DX22	SLU_ENV_NL	Min	-160023.62	-48831.03	-371.73	-4280.71	964.10
969	531	DX35	SLU_ENV_NL	Min	-156536.79	-47956.85	-1026.07	216.78	964.10
970	532	DX35	SLU_ENV_NL	Max	3901.00	986.21	667.26	-519.10	1241.44
970	532	DX22	SLU_ENV_NL	Max	-8260.95	-3394.40	-1333.58	3328.48	1241.44
970	532	DX23	SLU_ENV_NL	Max	9589.13	2748.22	955.51	3328.48	-816.37
970	532	DX36	SLU_ENV_NL	Max	13170.21	4603.51	3011.60	-519.10	-816.37
970	532	DX35	SLU_ENV_NL	Min	-163328.42	-49970.37	131.59	-2738.75	834.32
970	532	DX22	SLU_ENV_NL	Min	-174095.94	-53076.69	-1611.47	2990.44	834.32
970	532	DX23	SLU_ENV_NL	Min	-19751.15	-5596.29	732.87	2990.44	-1216.50
970	532	DX36	SLU_ENV_NL	Min	-14963.67	-4212.13	2420.67	-2738.75	-1216.50
983	533	DX407	SLU_ENV_NL	Max	24069.24	6549.93	984.18	20.29	274.15
983	533	DX394	SLU_ENV_NL	Max	22541.57	6120.32	772.91	1298.31	274.15
983	533	DX395	SLU_ENV_NL	Max	130576.79	39469.63	784.99	1298.31	-86.46
983	533	DX408	SLU_ENV_NL	Max	129153.49	39044.62	1001.18	20.29	-86.46
983	533	DX407	SLU_ENV_NL	Min	-39874.51	-10979.20	-392.44	-522.58	87.15
983	533	DX394	SLU_ENV_NL	Min	-40309.91	-11229.95	-799.69	-117.92	87.15
983	533	DX395	SLU_ENV_NL	Min	-91709.55	-27265.67	-782.70	-117.92	-274.14
983	533	DX408	SLU_ENV_NL	Min	-91994.84	-27259.74	-380.36	-522.58	-274.14
984	534	DX408	SLU_ENV_NL	Max	34568.43	10669.79	524.65	364.98	-80.79
984	534	DX395	SLU_ENV_NL	Max	36482.97	11240.80	514.70	-306.94	-80.79
984	534	DX396	SLU_ENV_NL	Max	-9359.10	-1986.62	228.35	-306.94	274.12
984	534	DX409	SLU_ENV_NL	Max	-8446.44	-1717.27	374.26	364.98	274.12
984	534	DX408	SLU_ENV_NL	Min	3297.60	1327.52	-106.81	67.61	-274.92
984	534	DX395	SLU_ENV_NL	Min	4517.68	1602.97	-379.29	-914.76	-274.92
984	534	DX396	SLU_ENV_NL	Min	-15125.32	-4647.97	-529.67	-914.76	79.90
984	534	DX409	SLU_ENV_NL	Min	-15740.30	-4704.30	-393.16	67.61	79.90
985	535	DX411	SLU_ENV_NL	Max	-8447.04	-1717.46	363.80	-73.38	274.12
985	535	DX398	SLU_ENV_NL	Max	-9359.73	-1986.82	529.64	914.76	274.12
985	535	DX399	SLU_ENV_NL	Max	36483.88	11241.08	379.27	914.76	-80.85
985	535	DX412	SLU_ENV_NL	Max	34569.41	10670.09	56.82	-73.38	-80.85
985	535	DX411	SLU_ENV_NL	Min	-16630.01	-4929.70	-374.24	-364.98	79.87
985	535	DX398	SLU_ENV_NL	Min	-15944.73	-4853.70	-199.83	301.23	79.87
985	535	DX399	SLU_ENV_NL	Min	2769.51	1087.06	-506.81	301.23	-274.93
985	535	DX412	SLU_ENV_NL	Min	1483.13	792.40	-524.61	-364.98	-274.93
986	536	DX412	SLU_ENV_NL	Max	129153.97	39044.77	318.00	528.58	-86.60
986	536	DX399	SLU_ENV_NL	Max	130577.32	39469.79	782.76	123.05	-86.60
986	536	DX400	SLU_ENV_NL	Max	22541.83	6120.34	799.74	123.05	274.15
986	536	DX413	SLU_ENV_NL	Max	24069.45	6549.93	348.57	528.58	274.15
986	536	DX412	SLU_ENV_NL	Min	-92920.58	-27528.25	-1001.23	-20.29	-274.14
986	536	DX399	SLU_ENV_NL	Min	-92697.00	-27553.36	-764.40	-1298.32	-274.14
986	536	DX400	SLU_ENV_NL	Min	-40397.72	-11294.51	-733.83	-1298.32	87.38
986	536	DX413	SLU_ENV_NL	Min	-39900.34	-11024.20	-984.25	-20.29	87.38
987	537	DX394	SLU_ENV_NL	Max	21833.36	7132.92	884.73	-960.20	836.02
987	537	DX381	SLU_ENV_NL	Max	17757.25	5811.70	655.03	2652.90	836.02
987	537	DX382	SLU_ENV_NL	Max	135841.31	40381.05	605.65	2652.90	-282.37
987	537	DX395	SLU_ENV_NL	Max	131497.77	39166.25	499.38	-960.20	-282.37
987	537	DX394	SLU_ENV_NL	Min	-41136.94	-12876.03	-809.88	-1243.78	282.33
987	537	DX381	SLU_ENV_NL	Min	-41462.30	-13306.69	131.98	356.07	282.33
987	537	DX382	SLU_ENV_NL	Min	-88787.91	-27077.12	-253.37	356.07	-835.74
987	537	DX395	SLU_ENV_NL	Min	-91452.86	-27520.73	-859.26	-1243.78	-835.74
988	538	DX395	SLU_ENV_NL	Max	37402.01	10939.55	502.11	1643.85	-242.04
988	538	DX382	SLU_ENV_NL	Max	41047.95	11941.01	19.08	-697.86	-242.04
988	538	DX383	SLU_ENV_NL	Max	-15533.75	-4784.04	155.65	-697.86	845.16



Autorità Portuale di Taranto
Interventi per il dragaggio di 2,3 M m³ di sedimenti in area Molo Polisettoriale e per la realizzazione di un primo lotto della cassa di colmata funzionale all'ampliamento del V Sporgente del Porto di Taranto

Allegati alla relazione di calcolo strutturale allineamento "BC"

Data 05/2016
Rev. B
c.d.c.: C296A
514B



988	538	DX396	SLU_ENV_NL	Max	-10900.69	-3760.54	319.83	1643.85	845.16
988	538	DX395	SLU_ENV_NL	Min	4733.03	1328.72	-437.93	432.43	-843.74
988	538	DX382	SLU_ENV_NL	Min	6656.19	1562.43	-343.77	-2292.79	-843.74
988	538	DX383	SLU_ENV_NL	Min	-16211.87	-5293.72	-526.05	-2292.79	242.88
988	538	DX396	SLU_ENV_NL	Min	-15298.94	-4234.64	-301.35	432.43	242.88
989	539	DX398	SLU_ENV_NL	Max	-10901.29	-3760.71	301.33	-437.74	845.18
989	539	DX385	SLU_ENV_NL	Max	-15534.23	-5071.71	513.93	2292.79	845.18
989	539	DX386	SLU_ENV_NL	Max	41048.83	11941.27	343.66	2292.79	-241.86
989	539	DX399	SLU_ENV_NL	Max	37402.90	10939.81	437.90	-437.74	-241.86
989	539	DX398	SLU_ENV_NL	Min	-16138.55	-4508.26	-308.47	-1643.85	242.77
989	539	DX385	SLU_ENV_NL	Min	-17093.38	-5293.86	-155.63	691.87	242.77
989	539	DX386	SLU_ENV_NL	Min	4863.12	1014.36	-19.07	691.87	-843.76
989	539	DX399	SLU_ENV_NL	Min	2979.24	794.66	-478.74	-1643.85	-843.76
990	540	DX399	SLU_ENV_NL	Max	131498.29	39166.40	859.30	1243.78	-285.20
990	540	DX386	SLU_ENV_NL	Max	135841.70	40381.16	240.08	-356.92	-285.20
990	540	DX387	SLU_ENV_NL	Max	17757.40	5811.80	-159.47	-356.92	836.02
990	540	DX400	SLU_ENV_NL	Max	21833.65	7133.06	809.96	1243.78	836.02
990	540	DX399	SLU_ENV_NL	Min	-92443.15	-27825.23	-461.91	972.41	-835.74
990	540	DX386	SLU_ENV_NL	Min	-89730.93	-27370.68	-605.72	-2652.90	-835.74
990	540	DX387	SLU_ENV_NL	Min	-41488.77	-13299.56	-655.06	-2652.90	285.12
990	540	DX400	SLU_ENV_NL	Min	-41207.06	-12874.29	-861.46	972.41	285.12
991	541	SX381	SLU_ENV_NL	Max	28982.27	6627.70	1037.87	2787.02	497.38
991	541	SX368	SLU_ENV_NL	Max	26597.34	8783.20	838.14	1763.68	497.38
991	541	SX369	SLU_ENV_NL	Max	126661.40	37665.63	1045.47	1763.68	1770.51
991	541	SX382	SLU_ENV_NL	Max	124219.63	36894.68	1031.21	2787.02	1770.51
991	541	SX381	SLU_ENV_NL	Min	17940.04	6365.44	-1576.71	-555.32	-1769.25
991	541	SX368	SLU_ENV_NL	Min	25905.83	5911.61	-2104.49	-5463.77	-1769.25
991	541	SX369	SLU_ENV_NL	Min	-199073.60	-60029.79	-2111.15	-5463.77	-497.52
991	541	SX382	SLU_ENV_NL	Min	-189709.08	-57137.82	-1369.39	-555.32	-497.52
992	542	SX382	SLU_ENV_NL	Max	26319.60	7532.51	148.99	1153.93	1768.65
992	542	SX369	SLU_ENV_NL	Max	27034.43	7769.69	-143.89	5069.04	1768.65
992	542	SX370	SLU_ENV_NL	Max	56289.39	16719.94	228.99	5069.04	561.18
992	542	SX383	SLU_ENV_NL	Max	48794.43	14481.16	521.87	1153.93	561.18
992	542	SX382	SLU_ENV_NL	Min	-95858.63	-28981.57	-339.12	-3170.75	-557.99
992	542	SX369	SLU_ENV_NL	Min	-105868.03	-32069.23	-829.78	-1454.74	-557.99
992	542	SX370	SLU_ENV_NL	Min	13.25	-76.11	-230.04	-1454.74	-1766.39
992	542	SX383	SLU_ENV_NL	Min	4722.08	1358.79	260.61	-3170.75	-1766.39
993	543	SX385	SLU_ENV_NL	Max	48679.63	14457.41	-260.59	3167.88	561.20
993	543	SX372	SLU_ENV_NL	Max	56153.72	16686.74	229.96	1454.74	561.20
993	543	SX373	SLU_ENV_NL	Max	27035.13	7769.89	829.68	1454.74	1768.75
993	543	SX386	SLU_ENV_NL	Max	26320.22	7532.70	339.13	3167.88	1768.75
993	543	SX385	SLU_ENV_NL	Min	4721.89	1358.67	-538.69	-1153.93	-1766.44
993	543	SX372	SLU_ENV_NL	Min	13.20	-76.18	-212.41	-5072.07	-1766.44
993	543	SX373	SLU_ENV_NL	Min	-106482.44	-32264.85	165.83	-5072.07	-558.00
993	543	SX386	SLU_ENV_NL	Min	-96455.97	-29168.18	-160.45	-1153.93	-558.00
994	544	SX386	SLU_ENV_NL	Max	124220.33	36894.88	1392.18	555.32	1766.64
994	544	SX373	SLU_ENV_NL	Max	126661.77	37665.73	2111.07	5443.84	1766.64
994	544	SX374	SLU_ENV_NL	Max	26597.39	8563.43	2104.51	5443.84	497.38
994	544	SX387	SLU_ENV_NL	Max	28982.66	6627.85	1589.61	555.32	497.38
994	544	SX386	SLU_ENV_NL	Min	-188713.42	-56845.76	-1031.22	-2788.92	-497.52
994	544	SX373	SLU_ENV_NL	Min	-198055.68	-59736.48	-1055.25	-1763.68	-497.52
994	544	SX374	SLU_ENV_NL	Min	25166.77	5911.66	-857.82	-1763.68	-1765.37
994	544	SX387	SLU_ENV_NL	Min	17164.10	6149.69	-1037.78	-2788.92	-1765.37
995	545	SX368	SLU_ENV_NL	Max	29023.80	9581.04	587.69	3122.91	650.12
995	545	SX355	SLU_ENV_NL	Max	37208.01	10020.38	2.82	2160.20	650.12
995	545	SX356	SLU_ENV_NL	Max	127977.88	38878.54	1106.87	2160.20	1983.33
995	545	SX369	SLU_ENV_NL	Max	127963.94	38505.84	1108.00	3122.91	1983.33
995	545	SX368	SLU_ENV_NL	Min	26647.69	7869.21	-2645.83	-862.51	-1978.75
995	545	SX355	SLU_ENV_NL	Min	19554.96	7917.12	-1639.45	-6112.27	-1978.75
995	545	SX356	SLU_ENV_NL	Min	-214386.97	-64127.52	-1119.14	-6112.27	-646.68
995	545	SX369	SLU_ENV_NL	Min	-202534.34	-60258.39	-1541.77	-862.51	-646.68
996	546	SX369	SLU_ENV_NL	Max	28457.57	8670.09	11.19	1502.10	1981.58
996	546	SX356	SLU_ENV_NL	Max	31367.60	9879.29	390.59	5725.18	1981.58
996	546	SX357	SLU_ENV_NL	Max	69256.31	20717.51	583.39	5725.18	732.08
996	546	SX370	SLU_ENV_NL	Max	60126.05	18226.51	203.99	1502.10	732.08
996	546	SX369	SLU_ENV_NL	Min	-109320.55	-32295.34	-611.02	-3506.32	-732.78
996	546	SX356	SLU_ENV_NL	Min	-119918.92	-35786.02	27.67	-1912.35	-732.78
996	546	SX357	SLU_ENV_NL	Min	-5202.42	-1488.50	207.76	-1912.35	-1978.92
996	546	SX370	SLU_ENV_NL	Min	-1279.30	-541.22	-430.93	-3506.32	-1978.92
997	547	SX372	SLU_ENV_NL	Max	59984.24	18174.25	430.84	3502.64	732.10
997	547	SX359	SLU_ENV_NL	Max	69127.97	20666.01	-207.74	1912.35	732.10
997	547	SX360	SLU_ENV_NL	Max	31368.23	9879.49	-27.64	1912.35	1981.26
997	547	SX373	SLU_ENV_NL	Max	28458.25	8670.30	610.94	3502.64	1981.26
997	547	SX372	SLU_ENV_NL	Min	-1279.29	-541.15	-182.53	-1502.10	-1978.60
997	547	SX359	SLU_ENV_NL	Min	-5202.40	-1488.43	-599.41	-5727.17	-1978.60
997	547	SX360	SLU_ENV_NL	Min	-120507.75	-35954.59	-411.61	-5727.17	-732.80
997	547	SX373	SLU_ENV_NL	Min	-109927.01	-32465.88	5.27	-1502.10	-732.80
998	548	SX373	SLU_ENV_NL	Max	127964.32	38505.95	1541.76	862.51	1978.24
998	548	SX360	SLU_ENV_NL	Max	127978.34	38878.69	1129.99	6089.38	1978.24
998	548	SX361	SLU_ENV_NL	Max	36476.14	9790.90	1645.28	6089.38	650.12
998	548	SX374	SLU_ENV_NL	Max	28279.11	9581.08	2645.78	862.51	650.12



Autorità Portuale di Taranto
Interventi per il dragaggio di 2,3 M m³ di sedimenti in area Molo Polisettoriale e per la realizzazione di un primo lotto della cassa di colmata funzionale all'ampliamento del V Sporgente del Porto di Taranto

Allegati alla relazione di calcolo strutturale allineamento "BC"

Data 05/2016
Rev. B
c.d.c.: C296A
514B



998	548	SX373	SLU_ENV_NL	Min	-201502.08	-59936.48	-1121.06	-3122.03	-646.68
998	548	SX360	SLU_ENV_NL	Min	-213340.37	-63806.30	-1106.91	-2160.21	-646.68
998	548	SX361	SLU_ENV_NL	Min	19555.11	7917.18	-2.88	-2160.21	-1973.63
998	548	SX374	SLU_ENV_NL	Min	26647.73	7649.89	-605.77	-3122.03	-1973.63
1001	549	SX355	SLU_ENV_NL	Max	42023.31	14121.01	1225.18	3005.81	699.88
1001	549	SX342	SLU_ENV_NL	Max	50731.83	16167.15	1238.10	2355.19	699.88
1001	549	SX343	SLU_ENV_NL	Max	136203.80	40935.17	1412.73	2355.19	2008.42
1001	549	SX356	SLU_ENV_NL	Max	128888.18	37834.92	82.20	3005.81	2008.42
1001	549	SX355	SLU_ENV_NL	Min	17207.17	4169.12	-1674.11	-933.22	-2003.49
1001	549	SX342	SLU_ENV_NL	Min	18059.13	5206.63	745.60	-6345.53	-2003.49
1001	549	SX343	SLU_ENV_NL	Min	-228674.10	-69292.85	-397.38	-6345.53	-710.91
1001	549	SX356	SLU_ENV_NL	Min	-218352.25	-65394.77	-1499.49	-933.22	-710.91
1002	550	SX356	SLU_ENV_NL	Max	32405.78	8895.84	464.97	1509.89	2027.46
1002	550	SX343	SLU_ENV_NL	Max	36209.75	10931.32	-226.40	6000.70	2027.46
1002	550	SX344	SLU_ENV_NL	Max	81989.88	24275.59	85.08	6000.70	759.18
1002	550	SX357	SLU_ENV_NL	Max	73359.90	22361.58	776.46	1509.89	759.18
1002	550	SX356	SLU_ENV_NL	Min	-123912.25	-37062.53	85.31	-3436.95	-764.00
1002	550	SX343	SLU_ENV_NL	Min	-135102.90	-41221.73	-494.83	-2040.49	-764.00
1002	550	SX344	SLU_ENV_NL	Min	-10304.85	-2723.51	-461.05	-2040.49	-2021.48
1002	550	SX357	SLU_ENV_NL	Min	-6838.09	-2496.68	119.08	-3436.95	-2021.48
1003	551	SX359	SLU_ENV_NL	Max	73240.34	22341.81	-119.06	3433.92	759.20
1003	551	SX346	SLU_ENV_NL	Max	81863.90	24248.82	461.07	2040.49	759.20
1003	551	SX347	SLU_ENV_NL	Max	36210.24	10931.46	494.85	2040.49	2027.46
1003	551	SX360	SLU_ENV_NL	Max	32406.37	8896.01	-85.28	3433.92	2027.46
1003	551	SX359	SLU_ENV_NL	Min	-6838.05	-2496.67	-795.36	-1509.89	-2021.44
1003	551	SX346	SLU_ENV_NL	Min	-10304.79	-2723.50	-60.71	-6003.40	-2021.44
1003	551	SX347	SLU_ENV_NL	Min	-135691.31	-41412.10	250.47	-6003.40	-764.02
1003	551	SX360	SLU_ENV_NL	Min	-124505.22	-37247.40	-484.18	-1509.89	-764.02
1004	552	SX360	SLU_ENV_NL	Max	128888.64	37835.05	1510.29	933.22	2002.30
1004	552	SX347	SLU_ENV_NL	Max	136204.21	40935.29	397.50	6320.22	2002.30
1004	552	SX348	SLU_ENV_NL	Max	50033.33	15943.00	-745.47	6320.22	699.88
1004	552	SX361	SLU_ENV_NL	Max	41289.99	13910.76	1676.04	933.22	699.88
1004	552	SX360	SLU_ENV_NL	Min	-217302.01	-65085.47	-82.26	-3002.43	-710.91
1004	552	SX347	SLU_ENV_NL	Min	-227610.62	-68988.86	-1415.01	-2355.19	-710.91
1004	552	SX348	SLU_ENV_NL	Min	18059.18	5206.54	-1249.26	-2355.19	-1997.31
1004	552	SX361	SLU_ENV_NL	Min	17207.28	4169.05	-1225.22	-3002.43	-1997.31
1005	553	SX342	SLU_ENV_NL	Max	54013.92	15665.39	873.92	2383.32	645.67
1005	553	SX329	SLU_ENV_NL	Max	61082.20	16538.51	186.81	2284.97	645.67
1005	553	SX330	SLU_ENV_NL	Max	141423.14	43497.35	209.43	2284.97	1810.63
1005	553	SX343	SLU_ENV_NL	Max	137383.81	40772.71	1372.45	2383.32	1810.63
1005	553	SX342	SLU_ENV_NL	Min	16624.43	4520.11	219.82	-746.12	-1800.65
1005	553	SX329	SLU_ENV_NL	Min	13466.19	5193.88	-1716.61	-6034.19	-1800.65
1005	553	SX330	SLU_ENV_NL	Min	-243092.99	-73158.26	-1218.07	-6034.19	-654.73
1005	553	SX343	SLU_ENV_NL	Min	-231881.48	-68542.05	242.44	-746.12	-654.73
1006	554	SX343	SLU_ENV_NL	Max	37499.32	10824.40	62.74	1372.49	1842.32
1006	554	SX330	SLU_ENV_NL	Max	42623.44	13840.40	636.27	5730.47	1842.32
1006	554	SX331	SLU_ENV_NL	Max	94433.58	27841.94	570.17	5730.47	724.02
1006	554	SX344	SLU_ENV_NL	Max	86135.57	26497.83	172.75	1372.49	724.02
1006	554	SX343	SLU_ENV_NL	Min	-138363.24	-40492.85	-318.19	-2840.37	-734.48
1006	554	SX330	SLU_ENV_NL	Min	-148179.25	-44677.88	460.16	-2027.13	-734.48
1006	554	SX331	SLU_ENV_NL	Min	-13523.29	-3597.13	209.60	-2027.13	-1834.74
1006	554	SX344	SLU_ENV_NL	Min	-12160.71	-4504.21	-744.86	-2840.37	-1834.74
1007	555	SX346	SLU_ENV_NL	Max	86001.92	26448.31	744.88	2836.09	724.04
1007	555	SX333	SLU_ENV_NL	Max	94292.92	27784.37	-209.56	2027.12	724.04
1007	555	SX334	SLU_ENV_NL	Max	42623.85	13840.53	-477.20	2027.12	1841.71
1007	555	SX347	SLU_ENV_NL	Max	37499.78	10824.55	318.21	2836.09	1841.71
1007	555	SX346	SLU_ENV_NL	Min	-12160.61	-4504.18	-149.12	-1372.49	-1834.09
1007	555	SX333	SLU_ENV_NL	Min	-13523.15	-3597.08	-588.32	-5731.61	-1834.09
1007	555	SX334	SLU_ENV_NL	Min	-148761.64	-44844.12	-636.23	-5731.61	-734.50
1007	555	SX347	SLU_ENV_NL	Min	-138941.67	-40652.68	-38.01	-1372.49	-734.50
1008	556	SX347	SLU_ENV_NL	Max	137384.23	40772.84	-242.28	746.12	1803.32
1008	556	SX334	SLU_ENV_NL	Max	141423.75	43497.54	1234.48	6006.10	1803.32
1008	556	SX335	SLU_ENV_NL	Max	60406.52	16324.47	1726.20	6006.10	645.67
1008	556	SX348	SLU_ENV_NL	Max	53314.87	15467.42	-219.72	746.12	645.67
1008	556	SX347	SLU_ENV_NL	Min	-230798.88	-68202.36	-1376.77	-2377.21	-654.73
1008	556	SX334	SLU_ENV_NL	Min	-241998.45	-72822.65	-209.53	-2284.98	-654.73
1008	556	SX335	SLU_ENV_NL	Min	13466.48	5194.12	-186.97	-2284.98	-1793.29
1008	556	SX348	SLU_ENV_NL	Min	16624.55	4520.29	-885.05	-2377.21	-1793.29
1011	557	SX329	SLU_ENV_NL	Max	65637.88	22244.52	400.82	1255.08	429.97
1011	557	SX316	SLU_ENV_NL	Max	71123.39	22279.21	2138.31	1832.16	429.97
1011	557	SX317	SLU_ENV_NL	Max	144337.85	43760.27	2121.58	1832.16	1386.66
1011	557	SX330	SLU_ENV_NL	Max	141723.01	41221.47	343.63	1255.08	1386.66
1011	557	SX329	SLU_ENV_NL	Min	11375.44	1500.21	-1822.00	-196.09	-1376.27
1011	557	SX316	SLU_ENV_NL	Min	10256.51	2797.25	-905.45	-5185.01	-1376.27
1011	557	SX317	SLU_ENV_NL	Min	-252481.31	-77066.01	-962.64	-5185.01	-440.19
1011	557	SX330	SLU_ENV_NL	Min	-245930.18	-73136.00	-1838.74	-196.09	-440.19
1012	558	SX330	SLU_ENV_NL	Max	43094.37	11647.09	741.72	906.92	1463.82
1012	558	SX317	SLU_ENV_NL	Max	45432.83	14074.55	-317.60	4984.27	1463.82
1012	558	SX318	SLU_ENV_NL	Max	104235.44	30530.75	-238.54	4984.27	545.86
1012	558	SX331	SLU_ENV_NL	Max	98190.25	30503.09	820.79	906.92	545.86
1012	558	SX330	SLU_ENV_NL	Min	-151146.02	-44706.04	246.47	-1813.22	-554.53



Autorità Portuale di Taranto
Interventi per il dragaggio di 2,3 M m³ di sedimenti in area Molo Polisettoriale e per la realizzazione di un primo lotto della cassa di colmata funzionale all'ampliamento del V Sporgente del Porto di Taranto

Allegati alla relazione di calcolo strutturale allineamento "BC"

Data 05/2016
Rev. B
c.d.c.: C296A
514B



1012	558	SX317	SLU_ENV_NL	Min	-158948.99	-49001.04	-899.31	-1657.97	-554.53
1012	558	SX318	SLU_ENV_NL	Min	-17758.43	-4272.78	-686.15	-1657.97	-1452.44
1012	558	SX331	SLU_ENV_NL	Min	-15102.16	-5096.98	459.64	-1813.22	-1452.44
1013	559	SX333	SLU_ENV_NL	Max	98059.40	30482.60	-459.62	1809.63	545.86
1013	559	SX320	SLU_ENV_NL	Max	104094.14	30500.00	686.09	1657.94	545.86
1013	559	SX321	SLU_ENV_NL	Max	45432.97	14074.58	899.30	1657.94	1463.51
1013	559	SX334	SLU_ENV_NL	Max	43094.73	11647.19	-246.41	1809.63	1463.51
1013	559	SX333	SLU_ENV_NL	Min	-15102.00	-5096.97	-838.88	-906.91	-1452.08
1013	559	SX320	SLU_ENV_NL	Min	-17758.31	-4272.78	269.66	-4986.13	-1452.08
1013	559	SX321	SLU_ENV_NL	Min	-159526.18	-49191.23	348.12	-4986.13	-554.53
1013	559	SX334	SLU_ENV_NL	Min	-151732.11	-44889.01	-760.42	-906.91	-554.53
1014	560	SX334	SLU_ENV_NL	Max	141723.62	41221.64	1852.93	196.09	1379.33
1014	560	SX321	SLU_ENV_NL	Max	144338.63	43760.50	962.79	5156.93	1379.33
1014	560	SX322	SLU_ENV_NL	Max	70477.96	22064.19	905.55	5156.93	429.97
1014	560	SX335	SLU_ENV_NL	Max	64959.97	22052.78	1829.82	196.09	429.97
1014	560	SX334	SLU_ENV_NL	Min	-244830.11	-72811.66	-343.73	-1248.77	-440.20
1014	560	SX321	SLU_ENV_NL	Min	-251386.44	-76756.06	-2119.10	-1832.17	-440.20
1014	560	SX322	SLU_ENV_NL	Min	10256.89	2797.21	-2142.20	-1832.17	-1368.84
1014	560	SX335	SLU_ENV_NL	Min	11375.64	1500.12	-400.97	-1248.77	-1368.84
1015	561	SX316	SLU_ENV_NL	Max	72706.54	21588.36	1741.17	691.57	55.82
1015	561	SX303	SLU_ENV_NL	Max	74778.37	19629.09	78.10	984.68	55.82
1015	561	SX304	SLU_ENV_NL	Max	145541.79	45286.92	225.82	984.68	635.77
1015	561	SX317	SLU_ENV_NL	Max	144415.75	42490.44	1867.32	691.57	635.77
1015	561	SX316	SLU_ENV_NL	Min	9735.29	2589.34	-879.02	-574.88	-620.14
1015	561	SX303	SLU_ENV_NL	Min	9298.88	5082.98	-1567.09	-3502.28	-620.14
1015	561	SX304	SLU_ENV_NL	Min	-258039.06	-78217.35	-1440.95	-3502.28	-69.93
1015	561	SX317	SLU_ENV_NL	Min	-253445.48	-74311.86	-731.30	-574.88	-69.93
1016	562	SX317	SLU_ENV_NL	Max	45749.90	12921.83	110.11	127.41	760.57
1016	562	SX304	SLU_ENV_NL	Max	46350.47	15498.38	513.52	3431.91	760.57
1016	562	SX305	SLU_ENV_NL	Max	110176.76	32032.44	710.61	3431.91	222.62
1016	562	SX318	SLU_ENV_NL	Max	107093.06	33479.72	-4.46	127.41	222.62
1016	562	SX317	SLU_ENV_NL	Min	-160122.12	-46335.03	-1028.00	-81.96	-234.92
1016	562	SX304	SLU_ENV_NL	Min	-164042.58	-49998.22	447.79	-939.08	-234.92
1016	562	SX305	SLU_ENV_NL	Min	-19748.42	-5283.14	333.23	-939.08	-746.95
1016	562	SX318	SLU_ENV_NL	Min	-19335.89	-7321.35	-830.91	-81.96	-746.95
1017	563	SX320	SLU_ENV_NL	Max	106943.41	33426.85	830.90	76.15	222.61
1017	563	SX307	SLU_ENV_NL	Max	109993.09	31960.69	-351.98	939.04	222.61
1017	563	SX308	SLU_ENV_NL	Max	46350.73	15498.47	-457.65	939.04	759.22
1017	563	SX321	SLU_ENV_NL	Max	45750.01	12921.87	1027.93	76.15	759.22
1017	563	SX320	SLU_ENV_NL	Min	-19335.71	-7321.27	31.07	-127.39	-745.50
1017	563	SX307	SLU_ENV_NL	Min	-19747.97	-5282.96	-710.54	-3431.13	-745.50
1017	563	SX308	SLU_ENV_NL	Min	-164637.15	-50166.81	-513.50	-3431.13	-234.92
1017	563	SX321	SLU_ENV_NL	Min	-160686.36	-46487.78	-74.60	-127.39	-234.92
1018	564	SX321	SLU_ENV_NL	Max	144416.54	42490.69	731.38	583.59	627.44
1018	564	SX308	SLU_ENV_NL	Max	145542.31	45287.09	1470.28	3471.96	627.44
1018	564	SX309	SLU_ENV_NL	Max	74171.48	19430.96	1587.77	3471.96	55.82
1018	564	SX322	SLU_ENV_NL	Max	72062.67	21409.08	879.19	583.59	55.82
1018	564	SX321	SLU_ENV_NL	Min	-252328.53	-73958.89	-1864.72	-691.57	-69.93
1018	564	SX308	SLU_ENV_NL	Min	-256914.42	-77871.53	-225.95	-984.68	-69.93
1018	564	SX309	SLU_ENV_NL	Min	9299.02	5083.16	-78.14	-984.68	-611.73
1018	564	SX322	SLU_ENV_NL	Min	9735.76	2589.60	-1747.23	-691.57	-611.73
1019	565	SX303	SLU_ENV_NL	Max	77044.68	27112.31	310.42	2254.87	551.18
1019	565	SX290	SLU_ENV_NL	Max	72768.67	22878.73	3530.56	-619.22	551.18
1019	565	SX291	SLU_ENV_NL	Max	140328.54	42978.18	3288.74	-619.22	609.21
1019	565	SX304	SLU_ENV_NL	Max	143821.63	41219.94	580.14	2254.87	609.21
1019	565	SX303	SLU_ENV_NL	Min	8144.48	-431.92	-1956.74	-3308.63	-623.83
1019	565	SX290	SLU_ENV_NL	Min	11645.07	3291.33	-1600.80	-779.61	-623.83
1019	565	SX291	SLU_ENV_NL	Min	-253577.78	-78189.25	-1331.08	-779.61	-533.83
1019	565	SX304	SLU_ENV_NL	Min	-257369.90	-75915.65	-2198.56	-3308.63	-533.83
1020	566	SX304	SLU_ENV_NL	Max	44999.21	11603.32	1063.50	2453.39	374.16
1020	566	SX291	SLU_ENV_NL	Max	42769.94	13680.49	-293.08	924.29	374.16
1020	566	SX292	SLU_ENV_NL	Max	109649.40	31561.41	-635.18	924.29	336.35
1020	566	SX305	SLU_ENV_NL	Max	111489.59	35263.18	611.44	2453.39	336.35
1020	566	SX304	SLU_ENV_NL	Min	-163741.27	-47848.48	325.77	-1277.67	-319.67
1020	566	SX291	SLU_ENV_NL	Min	-161036.22	-50405.36	-879.21	500.15	-319.67
1020	566	SX292	SLU_ENV_NL	Min	-17764.21	-3849.01	-745.14	500.15	-388.56
1020	566	SX305	SLU_ENV_NL	Min	-20133.08	-7174.49	569.80	-1277.67	-388.56
1021	567	SX307	SLU_ENV_NL	Max	111313.48	35225.65	-569.79	1277.70	337.69
1021	567	SX294	SLU_ENV_NL	Max	109470.50	31513.80	777.72	-500.20	337.69
1021	567	SX295	SLU_ENV_NL	Max	42769.80	13680.44	879.23	-500.20	374.19
1021	567	SX308	SLU_ENV_NL	Max	44999.42	11603.36	-325.68	1277.70	374.19
1021	567	SX307	SLU_ENV_NL	Min	-20132.62	-7174.39	-624.34	-2458.93	-388.59
1021	567	SX294	SLU_ENV_NL	Min	-17763.93	-3848.96	635.12	-923.69	-388.59
1021	567	SX295	SLU_ENV_NL	Min	-161604.55	-50596.71	320.60	-923.69	-320.97
1021	567	SX308	SLU_ENV_NL	Min	-164338.80	-48035.98	-1081.46	-2458.93	-320.97
1022	568	SX308	SLU_ENV_NL	Max	143822.14	41220.08	2220.02	3314.95	609.21
1022	568	SX295	SLU_ENV_NL	Max	140329.53	42978.46	1331.20	752.19	609.21
1022	568	SX296	SLU_ENV_NL	Max	72172.14	22682.11	1600.77	752.19	558.50
1022	568	SX309	SLU_ENV_NL	Max	76440.38	26951.92	1981.54	3314.95	558.50
1022	568	SX308	SLU_ENV_NL	Min	-256240.70	-75583.72	-580.16	-2254.87	-540.97
1022	568	SX295	SLU_ENV_NL	Min	-252496.39	-77887.10	-3295.09	619.21	-540.97



Autorità Portuale di Taranto
Interventi per il dragaggio di 2,3 M m³ di sedimenti in area Molo Polisettoriale e per la realizzazione di un primo lotto della cassa di colmata funzionale all'ampliamento del V Sporgente del Porto di Taranto

Allegati alla relazione di calcolo strutturale allineamento "BC"

Data 05/2016
Rev. B
c.d.c.: C296A
514B



1022	568	SX296	SLU_ENV_NL	Min	11645.67	3291.41	-3533.57	619.21	-623.83
1022	568	SX309	SLU_ENV_NL	Min	8144.55	-431.99	-310.59	-2254.87	-623.83
1025	569	SX290	SLU_ENV_NL	Max	69855.67	22123.21	3382.47	4400.92	2386.83
1025	569	SX277	SLU_ENV_NL	Max	60085.55	14690.56	742.21	3638.72	2386.83
1025	569	SX278	SLU_ENV_NL	Max	130060.18	41519.98	-30.58	3638.72	1568.22
1025	569	SX291	SLU_ENV_NL	Max	137399.40	39811.03	2366.82	4400.92	1568.22
1025	569	SX290	SLU_ENV_NL	Min	13582.57	3153.03	-1418.14	-7440.18	-1589.73
1025	569	SX277	SLU_ENV_NL	Min	20978.26	9511.41	-420.05	-2959.93	-1589.73
1025	569	SX278	SLU_ENV_NL	Min	-235427.78	-72308.30	-273.43	-2959.93	-2366.24
1025	569	SX291	SLU_ENV_NL	Min	-249040.34	-72018.92	-1028.68	-7440.18	-2366.24
1026	570	SX291	SLU_ENV_NL	Max	40336.69	10747.24	634.27	6390.29	1251.98
1026	570	SX278	SLU_ENV_NL	Max	32582.39	12221.62	949.68	2629.29	1251.98
1026	570	SX279	SLU_ENV_NL	Max	99941.58	28168.39	1033.34	2629.29	2075.31
1026	570	SX292	SLU_ENV_NL	Max	108398.05	34799.13	-540.40	6390.29	2075.31
1026	570	SX291	SLU_ENV_NL	Min	-157031.01	-44463.57	-1265.67	-3250.81	-2057.04
1026	570	SX278	SLU_ENV_NL	Min	-143507.55	-44684.79	560.74	-3241.77	-2057.04
1026	570	SX279	SLU_ENV_NL	Min	-10269.57	-1809.01	-224.98	-3241.77	-1270.70
1026	570	SX292	SLU_ENV_NL	Min	-17263.22	-7356.64	-793.07	-3250.81	-1270.70
1027	571	SX294	SLU_ENV_NL	Max	108212.02	34740.44	793.08	3250.84	2078.37
1027	571	SX281	SLU_ENV_NL	Max	99753.50	28097.67	212.58	3246.56	2078.37
1027	571	SX282	SLU_ENV_NL	Max	32582.59	12221.71	-560.76	3246.56	1252.03
1027	571	SX295	SLU_ENV_NL	Max	40336.56	10747.21	1265.61	3250.84	1252.03
1027	571	SX294	SLU_ENV_NL	Min	-17262.93	-7356.54	571.91	-6399.45	-1270.75
1027	571	SX281	SLU_ENV_NL	Min	-10269.04	-1808.82	-1033.29	-2629.34	-1270.75
1027	571	SX282	SLU_ENV_NL	Min	-144049.29	-44835.26	-964.11	-2629.34	-2060.06
1027	571	SX295	SLU_ENV_NL	Min	-157581.68	-44608.72	-604.77	-6399.45	-2060.06
1028	572	SX295	SLU_ENV_NL	Max	137400.40	39811.34	1028.66	7449.71	1568.22
1028	572	SX282	SLU_ENV_NL	Max	130060.76	41520.18	291.11	2959.93	1568.22
1028	572	SX283	SLU_ENV_NL	Max	59584.29	14532.56	420.11	2959.93	2395.36
1028	572	SX296	SLU_ENV_NL	Max	69264.73	21973.00	1418.26	7449.71	2395.36
1028	572	SX295	SLU_ENV_NL	Min	-247935.43	-71666.17	-2361.63	-4400.92	-2374.76
1028	572	SX282	SLU_ENV_NL	Min	-234281.88	-71953.71	30.51	-3668.94	-2374.76
1028	572	SX283	SLU_ENV_NL	Min	20978.42	9511.53	-746.39	-3668.94	-1589.73
1028	572	SX296	SLU_ENV_NL	Min	13583.22	3153.26	-3399.13	-4400.92	-1589.73
1029	573	SX277	SLU_ENV_NL	Max	70647.16	24767.96	910.42	6617.57	2993.83
1029	573	SX264	SLU_ENV_NL	Max	61482.40	17189.95	4478.58	4290.43	2993.83
1029	573	SX265	SLU_ENV_NL	Max	145028.32	44832.33	2853.72	4290.43	2437.31
1029	573	SX278	SLU_ENV_NL	Max	155577.44	43787.57	162.76	6617.57	2437.31
1029	573	SX277	SLU_ENV_NL	Min	28691.80	4905.64	-470.07	-9606.39	-2464.07
1029	573	SX264	SLU_ENV_NL	Min	37810.50	11888.91	-1979.85	-4807.02	-2464.07
1029	573	SX265	SLU_ENV_NL	Min	-269257.46	-84041.70	-1347.02	-4807.02	-2968.18
1029	573	SX278	SLU_ENV_NL	Min	-285964.58	-83922.25	-714.44	-9606.39	-2968.18
1030	574	SX278	SLU_ENV_NL	Max	34769.10	7637.26	1111.88	8102.51	1928.77
1030	574	SX265	SLU_ENV_NL	Max	26250.16	9106.69	346.09	4246.48	1928.77
1030	574	SX266	SLU_ENV_NL	Max	111331.16	30670.16	-787.17	4246.48	2557.04
1030	574	SX279	SLU_ENV_NL	Max	120258.16	38047.36	1218.53	8102.51	2557.04
1030	574	SX278	SLU_ENV_NL	Min	-172054.82	-49823.53	797.03	-4805.59	-2529.13
1030	574	SX265	SLU_ENV_NL	Min	-158767.98	-50820.64	-1542.49	-3752.83	-2529.13
1030	574	SX266	SLU_ENV_NL	Min	-1487.05	2008.84	-1120.99	-3752.83	-1954.75
1030	574	SX279	SLU_ENV_NL	Min	-9786.06	-4314.78	-21.37	-4805.59	-1954.75
1031	575	SX281	SLU_ENV_NL	Max	120028.25	37997.30	3.23	4805.61	2559.68
1031	575	SX268	SLU_ENV_NL	Max	111076.90	30596.51	1120.90	3755.37	2559.68
1031	575	SX269	SLU_ENV_NL	Max	26250.32	9106.72	1542.47	3755.37	1928.83
1031	575	SX282	SLU_ENV_NL	Max	34769.38	7637.31	-796.98	4805.61	1928.83
1031	575	SX281	SLU_ENV_NL	Min	-9785.47	-4314.64	-1218.55	-8111.66	-1954.80
1031	575	SX268	SLU_ENV_NL	Min	-1486.71	2008.91	828.79	-4246.52	-1954.80
1031	575	SX269	SLU_ENV_NL	Min	-159440.63	-51054.01	-303.59	-4246.52	-2531.63
1031	575	SX282	SLU_ENV_NL	Min	-172734.39	-50040.65	-1129.15	-8111.66	-2531.63
1032	576	SX282	SLU_ENV_NL	Max	155578.14	43787.76	730.65	9605.82	2437.31
1032	576	SX269	SLU_ENV_NL	Max	145029.33	44832.60	1347.01	4807.01	2437.31
1032	576	SX270	SLU_ENV_NL	Max	60935.91	16983.68	1979.74	4807.01	3000.38
1032	576	SX283	SLU_ENV_NL	Max	70015.45	24579.09	470.01	9605.82	3000.38
1032	576	SX282	SLU_ENV_NL	Min	-284532.11	-83504.48	-162.72	-6617.57	-2974.61
1032	576	SX269	SLU_ENV_NL	Min	-267810.32	-83640.39	-2838.92	-4321.24	-2974.61
1032	576	SX270	SLU_ENV_NL	Min	37811.04	11889.07	-4481.93	-4321.24	-2464.07
1032	576	SX283	SLU_ENV_NL	Min	28691.99	4905.71	-912.36	-6617.57	-2464.07
1035	577	SX264	SLU_ENV_NL	Max	54747.26	17949.38	3923.17	8819.21	3482.99
1035	577	SX251	SLU_ENV_NL	Max	56377.14	21167.80	22.56	5747.26	3482.99
1035	577	SX252	SLU_ENV_NL	Max	122790.68	40498.27	-372.26	5747.26	3500.78
1035	577	SX265	SLU_ENV_NL	Max	136886.48	39046.32	3000.63	8819.21	3500.78
1035	577	SX264	SLU_ENV_NL	Min	44072.87	11410.04	-1885.40	-10402.64	-3538.14
1035	577	SX251	SLU_ENV_NL	Min	42759.44	8244.29	-1221.94	-7587.75	-3538.14
1035	577	SX252	SLU_ENV_NL	Min	-245105.76	-75653.86	-899.98	-7587.75	-3445.64
1035	577	SX265	SLU_ENV_NL	Min	-259327.39	-74151.34	-1035.72	-10402.64	-3445.64
1036	578	SX265	SLU_ENV_NL	Max	19591.53	4015.52	614.59	8495.88	2702.78
1036	578	SX252	SLU_ENV_NL	Max	7163.87	5652.53	983.35	6301.93	2702.78
1036	578	SX253	SLU_ENV_NL	Max	97177.37	26938.10	1479.47	6301.93	2847.98
1036	578	SX266	SLU_ENV_NL	Max	106814.96	35184.55	-624.96	8495.88	2847.98
1036	578	SX265	SLU_ENV_NL	Min	-150102.34	-41503.59	-1789.90	-6377.29	-2816.37
1036	578	SX252	SLU_ENV_NL	Min	-135792.84	-42740.22	970.16	-4707.11	-2816.37
1036	578	SX253	SLU_ENV_NL	Min	14708.30	6129.84	-256.20	-4707.11	-2736.86



Autorità Portuale di Taranto
Interventi per il dragaggio di 2,3 M³ di sedimenti in area Molo Polisettoriale e per la realizzazione di un primo lotto della cassa di colmata funzionale all'ampliamento del V Sporgente del Porto di Taranto

Allegati alla relazione di calcolo strutturale allineamento "BC"

Data 05/2016
Rev. B
c.d.c.: C296A
514B



1036	578	SX266	SLU_ENV_NL	Min	2303.49	-2460.29	-1280.59	-6377.29	-2736.86
1037	579	SX268	SLU_ENV_NL	Max	106550.90	35107.72	1280.56	6377.30	2854.33
1037	579	SX255	SLU_ENV_NL	Max	96901.65	26840.33	243.88	4718.83	2854.33
1037	579	SX256	SLU_ENV_NL	Max	7164.60	5652.80	-970.20	4718.83	2702.84
1037	579	SX269	SLU_ENV_NL	Max	19591.80	4015.62	1789.81	6377.30	2702.84
1037	579	SX268	SLU_ENV_NL	Min	2303.73	-2460.21	667.80	-8513.22	-2736.93
1037	579	SX255	SLU_ENV_NL	Min	14708.58	6129.96	-1479.45	-6301.94	-2736.93
1037	579	SX256	SLU_ENV_NL	Min	-136426.52	-42911.79	-996.72	-6301.94	-2822.62
1037	579	SX269	SLU_ENV_NL	Min	-150744.77	-41665.68	-572.79	-8513.22	-2822.62
1038	580	SX269	SLU_ENV_NL	Max	136887.51	39046.65	1035.59	10400.28	3500.78
1038	580	SX256	SLU_ENV_NL	Max	122791.23	40498.47	933.49	7587.75	3500.78
1038	580	SX257	SLU_ENV_NL	Max	56377.17	21167.77	1222.10	7587.75	3488.63
1038	580	SX270	SLU_ENV_NL	Max	54214.24	17814.01	1885.42	10400.28	3488.63
1038	580	SX269	SLU_ENV_NL	Min	-257850.66	-73677.45	-2998.26	-8819.21	-3451.08
1038	580	SX256	SLU_ENV_NL	Min	-243685.10	-75209.37	372.27	-5775.44	-3451.08
1038	580	SX257	SLU_ENV_NL	Min	42239.91	8079.85	15.08	-5775.44	-3538.14
1038	580	SX270	SLU_ENV_NL	Min	44073.40	11410.14	-3916.67	-8819.21	-3538.14
1039	581	SX251	SLU_ENV_NL	Max	61758.88	16309.08	397.16	8423.04	3198.94
1039	581	SX238	SLU_ENV_NL	Max	73119.81	23219.50	5706.65	5404.48	3198.94
1039	581	SX239	SLU_ENV_NL	Max	97023.50	30863.13	3636.58	5404.48	3473.82
1039	581	SX252	SLU_ENV_NL	Max	112150.72	30028.22	-196.18	8423.04	3473.82
1039	581	SX251	SLU_ENV_NL	Min	38018.88	14110.45	-1309.09	-9440.99	-3506.97
1039	581	SX238	SLU_ENV_NL	Min	30071.40	8101.28	-2475.54	-7848.44	-3506.97
1039	581	SX239	SLU_ENV_NL	Min	-217965.65	-69172.30	-1362.63	-7848.44	-3170.06
1039	581	SX252	SLU_ENV_NL	Min	-235864.44	-68716.10	-1672.91	-9440.99	-3170.06
1040	582	SX252	SLU_ENV_NL	Max	-1167.64	-3746.89	1133.01	6811.36	2271.80
1040	582	SX239	SLU_ENV_NL	Max	-11136.00	-1805.12	382.27	5573.07	2271.80
1040	582	SX240	SLU_ENV_NL	Max	84551.57	22177.48	-739.31	5573.07	2237.83
1040	582	SX253	SLU_ENV_NL	Max	92481.01	29715.61	1549.21	6811.36	2237.83
1040	582	SX252	SLU_ENV_NL	Min	-128439.29	-36660.46	996.26	-5092.65	-2206.33
1040	582	SX239	SLU_ENV_NL	Min	-116543.46	-38573.74	-2185.28	-3547.51	-2206.33
1040	582	SX240	SLU_ENV_NL	Min	30077.86	12241.21	-1769.08	-3547.51	-2304.01
1040	582	SX253	SLU_ENV_NL	Min	19737.17	4520.45	-125.32	-5092.65	-2304.01
1041	583	SX255	SLU_ENV_NL	Max	92204.63	29662.09	105.46	5092.67	2245.27
1041	583	SX242	SLU_ENV_NL	Max	84199.77	22076.94	1769.02	3561.96	2245.27
1041	583	SX243	SLU_ENV_NL	Max	-11135.21	-1804.91	2185.28	3561.96	2271.86
1041	583	SX256	SLU_ENV_NL	Max	-1166.82	-3746.69	-1004.61	5092.67	2271.86
1041	583	SX255	SLU_ENV_NL	Min	19737.32	4520.49	-1549.25	-6830.75	-2304.06
1041	583	SX242	SLU_ENV_NL	Min	30077.74	12241.17	799.95	-5573.07	-2304.06
1041	583	SX243	SLU_ENV_NL	Min	-117190.51	-38807.59	-310.11	-5573.07	-2213.51
1041	583	SX256	SLU_ENV_NL	Min	-129068.88	-36864.79	-1132.99	-6830.75	-2213.51
1042	584	SX256	SLU_ENV_NL	Max	112151.24	30028.34	1707.68	9423.64	3473.82
1042	584	SX243	SLU_ENV_NL	Max	97024.14	30863.29	1362.56	7848.43	3473.82
1042	584	SX244	SLU_ENV_NL	Max	73120.02	23219.62	2475.43	7848.43	3197.76
1042	584	SX257	SLU_ENV_NL	Max	61758.95	16149.07	1309.15	9423.64	3197.76
1042	584	SX256	SLU_ENV_NL	Min	-234455.96	-68309.88	196.27	-8423.04	-3168.67
1042	584	SX243	SLU_ENV_NL	Min	-216623.96	-68808.65	-3600.41	-5415.83	-3168.67
1042	584	SX244	SLU_ENV_NL	Min	29627.30	7917.49	-5674.85	-5415.83	-3506.96
1042	584	SX257	SLU_ENV_NL	Min	37501.39	14110.54	-366.76	-8423.04	-3506.96
1043	585	SX238	SLU_ENV_NL	Max	79612.92	21933.97	5536.67	7013.11	3211.87
1043	585	SX225	SLU_ENV_NL	Max	86152.65	30527.76	-564.00	5740.71	3211.87
1043	585	SX226	SLU_ENV_NL	Max	75678.76	26620.01	-806.08	5740.71	2994.24
1043	585	SX239	SLU_ENV_NL	Max	88301.86	24720.22	3801.48	7013.11	2994.24
1043	585	SX238	SLU_ENV_NL	Min	23103.88	7447.76	-2854.34	-9160.57	-3029.21
1043	585	SX225	SLU_ENV_NL	Min	16843.37	-720.45	-2328.44	-7026.91	-3029.21
1043	585	SX226	SLU_ENV_NL	Min	-194115.15	-60012.28	-2299.19	-7026.91	-3181.08
1043	585	SX239	SLU_ENV_NL	Min	-208124.63	-58940.46	-1331.98	-9160.57	-3181.08
1044	586	SX239	SLU_ENV_NL	Max	-16485.66	-6378.31	369.77	5779.58	1253.01
1044	586	SX226	SLU_ENV_NL	Max	-24734.82	-3841.78	943.59	3388.81	1253.01
1044	586	SX227	SLU_ENV_NL	Max	75082.00	20724.05	1179.03	3388.81	1887.16
1044	586	SX240	SLU_ENV_NL	Max	81564.27	27208.35	-612.74	5779.58	1887.16
1044	586	SX239	SLU_ENV_NL	Min	-109343.28	-29561.66	-2224.16	-2519.60	-1859.64
1044	586	SX226	SLU_ENV_NL	Min	-99380.24	-31336.20	392.81	-2953.82	-1859.64
1044	586	SX227	SLU_ENV_NL	Min	38620.84	13321.07	-38.92	-2953.82	-1281.82
1044	586	SX240	SLU_ENV_NL	Min	32546.97	7212.56	-1437.94	-2519.60	-1281.82
1045	587	SX242	SLU_ENV_NL	Max	81188.39	27097.73	1437.92	2519.62	1900.95
1045	587	SX229	SLU_ENV_NL	Max	74690.89	20584.35	34.46	2984.22	1900.95
1045	587	SX230	SLU_ENV_NL	Max	-24733.62	-3841.37	-392.84	2984.22	1253.04
1045	587	SX243	SLU_ENV_NL	Max	-16484.76	-6378.02	2224.11	2519.62	1253.04
1045	587	SX242	SLU_ENV_NL	Min	32546.76	7212.51	681.87	-5812.99	-1281.85
1045	587	SX229	SLU_ENV_NL	Min	38620.62	13321.03	-1179.03	-3388.79	-1281.85
1045	587	SX230	SLU_ENV_NL	Min	-99946.25	-31481.57	-952.52	-3388.79	-1873.32
1045	587	SX243	SLU_ENV_NL	Min	-109941.69	-29703.58	-305.11	-5812.99	-1873.32
1046	588	SX243	SLU_ENV_NL	Max	88302.52	24720.45	1331.86	9135.40	2994.24
1046	588	SX230	SLU_ENV_NL	Max	75679.24	26620.21	2335.55	7026.90	2994.24
1046	588	SX231	SLU_ENV_NL	Max	86152.58	30527.70	2328.56	7026.90	3206.76
1046	588	SX244	SLU_ENV_NL	Max	79613.09	21933.96	2854.29	9135.40	3206.76
1046	588	SX243	SLU_ENV_NL	Min	-206771.88	-58500.10	-3773.51	-7013.11	-3175.78
1046	588	SX230	SLU_ENV_NL	Min	-192870.34	-59611.33	806.13	-5741.61	-3175.78
1046	588	SX231	SLU_ENV_NL	Min	16471.88	-817.00	610.53	-5741.61	-3029.21
1046	588	SX244	SLU_ENV_NL	Min	22702.46	7366.41	-5498.53	-7013.11	-3029.21



Autorità Portuale di Taranto
Interventi per il dragaggio di 2,3 M m³ di sedimenti in area Molo Polisettoriale e per la realizzazione di un primo lotto della cassa di colmata funzionale all'ampliamento del V Sporgente del Porto di Taranto

Allegati alla relazione di calcolo strutturale allineamento "BC"

Data 05/2016
Rev. B
c.d.c.: C296A
514B



1047	589	SX408	SLU_ENV_NL	Max	31994.22	8479.17	671.34	325.87	96.57
1047	589	SX395	SLU_ENV_NL	Max	31693.66	8421.11	804.98	777.18	96.57
1047	589	SX396	SLU_ENV_NL	Max	121349.80	36095.24	821.09	777.18	533.83
1047	589	SX409	SLU_ENV_NL	Max	120618.66	35852.76	609.42	325.87	533.83
1047	589	SX408	SLU_ENV_NL	Min	5226.68	2328.55	-1217.09	119.41	-534.15
1047	589	SX395	SLU_ENV_NL	Min	7881.37	3197.94	-791.63	-2369.95	-534.15
1047	589	SX396	SLU_ENV_NL	Min	-176675.85	-53231.12	-853.55	-2369.95	-97.06
1047	589	SX409	SLU_ENV_NL	Min	-173959.30	-52481.32	-1200.98	119.41	-97.06
1048	590	SX409	SLU_ENV_NL	Max	22971.18	6558.78	-179.36	135.81	529.96
1048	590	SX396	SLU_ENV_NL	Max	23051.57	6605.52	-59.79	1971.39	529.96
1048	590	SX397	SLU_ENV_NL	Max	37809.85	10995.47	217.44	1971.39	100.08
1048	590	SX410	SLU_ENV_NL	Max	36093.08	10390.24	63.61	135.81	100.08
1048	590	SX409	SLU_ENV_NL	Min	-80458.05	-24430.90	-213.63	-496.80	-99.50
1048	590	SX396	SLU_ENV_NL	Min	-83970.06	-25419.42	-92.75	-329.38	-99.50
1048	590	SX397	SLU_ENV_NL	Min	6874.54	1715.25	46.39	-329.38	-528.94
1048	590	SX410	SLU_ENV_NL	Min	7863.31	1978.99	-40.22	-496.80	-528.94
1049	591	SX225	SLU_ENV_NL	Max	89637.01	22478.46	-275.24	5940.35	3561.15
1049	591	SX212	SLU_ENV_NL	Max	91295.39	28839.09	9247.98	6841.25	3561.15
1049	591	SX213	SLU_ENV_NL	Max	52093.53	16929.58	6367.46	6841.25	2640.10
1049	591	SX226	SLU_ENV_NL	Max	66710.80	16390.64	-402.38	5940.35	2640.10
1049	591	SX225	SLU_ENV_NL	Min	13253.18	11063.82	-2881.43	-9710.28	-2663.10
1049	591	SX212	SLU_ENV_NL	Min	8075.56	3713.85	-3434.66	-6420.85	-2663.10
1049	591	SX213	SLU_ENV_NL	Min	-164459.36	-53026.61	-955.61	-6420.85	-3539.79
1049	591	SX226	SLU_ENV_NL	Min	-185175.97	-53966.56	-3155.77	-9710.28	-3539.79
1050	592	SX226	SLU_ENV_NL	Max	-28818.80	-11811.40	1546.86	5159.94	156.80
1050	592	SX213	SLU_ENV_NL	Max	-29429.02	-7984.03	1243.01	941.73	156.80
1050	592	SX214	SLU_ENV_NL	Max	68879.26	17619.83	-721.56	941.73	1699.26
1050	592	SX227	SLU_ENV_NL	Max	71737.99	22680.27	1061.93	5159.94	1699.26
1050	592	SX226	SLU_ENV_NL	Min	-94147.63	-26997.12	1082.61	145.77	-1680.12
1050	592	SX213	SLU_ENV_NL	Min	-81102.10	-27680.38	-2353.21	-2717.03	-1680.12
1050	592	SX214	SLU_ENV_NL	Min	42804.40	15354.16	-2373.89	-2717.03	-184.69
1050	592	SX227	SLU_ENV_NL	Min	39561.68	10813.57	-417.71	145.77	-184.69
1051	593	SX229	SLU_ENV_NL	Max	71330.65	22589.25	408.24	-145.77	1715.96
1051	593	SX216	SLU_ENV_NL	Max	68400.11	17473.91	2373.85	2754.96	1715.96
1051	593	SX217	SLU_ENV_NL	Max	-29427.86	-7983.73	2353.21	2754.96	156.79
1051	593	SX230	SLU_ENV_NL	Max	-28817.58	-11811.08	-1082.60	-145.77	156.79
1051	593	SX229	SLU_ENV_NL	Min	39561.41	10813.49	-1061.96	-5199.13	-184.68
1051	593	SX216	SLU_ENV_NL	Min	42803.92	15354.00	800.98	-941.68	-184.68
1051	593	SX217	SLU_ENV_NL	Min	-81612.17	-27882.88	-1161.47	-941.68	-1696.58
1051	593	SX230	SLU_ENV_NL	Min	-94694.62	-27181.85	-1554.21	-5199.13	-1696.58
1052	594	SX230	SLU_ENV_NL	Max	66711.26	16390.73	3194.15	9658.19	2640.10
1052	594	SX217	SLU_ENV_NL	Max	52094.05	16929.69	955.52	6420.83	2640.10
1052	594	SX218	SLU_ENV_NL	Max	91295.35	28839.14	3434.56	6420.83	3543.64
1052	594	SX231	SLU_ENV_NL	Max	89636.96	22478.50	2881.51	9658.19	3543.64
1052	594	SX230	SLU_ENV_NL	Min	-183980.42	-53634.04	402.47	-5940.34	-3522.09
1052	594	SX217	SLU_ENV_NL	Min	-163388.40	-52749.29	-6324.76	-6811.29	-3522.09
1052	594	SX218	SLU_ENV_NL	Min	7832.77	3587.09	-9205.45	-6811.29	-2663.09
1052	594	SX231	SLU_ENV_NL	Min	12901.79	10938.51	313.47	-5940.34	-2663.09
1053	595	SX212	SLU_ENV_NL	Max	94983.35	25600.00	9642.95	4155.51	4322.37
1053	595	SX199	SLU_ENV_NL	Max	91137.07	31697.02	-2298.21	8977.37	4322.37
1053	595	SX200	SLU_ENV_NL	Max	36072.38	15009.73	-2339.64	8977.37	1940.90
1053	595	SX213	SLU_ENV_NL	Max	46106.24	12504.25	5953.88	4155.51	1940.90
1053	595	SX212	SLU_ENV_NL	Min	-2108.92	-2951.57	-3836.24	-11128.61	-1969.57
1053	595	SX199	SLU_ENV_NL	Min	-3719.34	-10361.61	-5054.86	-4959.40	-1969.57
1053	595	SX200	SLU_ENV_NL	Min	-130854.23	-40791.87	-5987.28	-4959.40	-4303.50
1053	595	SX213	SLU_ENV_NL	Min	-153128.17	-42538.81	-1121.01	-11128.61	-4303.50
1054	596	SX213	SLU_ENV_NL	Max	-28542.44	-9232.69	384.46	5205.45	-1517.69
1054	596	SX200	SLU_ENV_NL	Max	-28681.49	-5074.09	-444.77	-3009.88	-1517.69
1054	596	SX201	SLU_ENV_NL	Max	56959.52	16667.89	511.25	-3009.88	1805.70
1054	596	SX214	SLU_ENV_NL	Max	66657.07	23103.95	385.35	5205.45	1805.70
1054	596	SX213	SLU_ENV_NL	Min	-74788.65	-19526.93	-2794.91	4023.67	-1778.30
1054	596	SX200	SLU_ENV_NL	Min	-67560.17	-21313.68	-847.99	-3148.48	-1778.30
1054	596	SX201	SLU_ENV_NL	Min	33681.68	11995.97	-443.88	-3148.48	1499.84
1054	596	SX214	SLU_ENV_NL	Min	40176.83	10799.54	-1435.68	4023.67	1499.84
1055	597	SX216	SLU_ENV_NL	Max	66139.94	22977.31	1435.64	-4023.70	1832.65
1055	597	SX203	SLU_ENV_NL	Max	56457.40	16511.42	485.67	3212.27	1832.65
1055	597	SX204	SLU_ENV_NL	Max	-28680.13	-5073.63	847.97	3212.27	-1517.75
1055	597	SX217	SLU_ENV_NL	Max	-28541.23	-9232.28	2794.90	-4023.70	-1517.75
1055	597	SX216	SLU_ENV_NL	Min	40176.35	10799.43	-292.84	-5267.04	1499.90
1055	597	SX203	SLU_ENV_NL	Min	33681.13	11995.82	-511.28	3009.96	1499.90
1055	597	SX204	SLU_ENV_NL	Min	-67871.16	-21374.40	464.01	3009.96	-1805.22
1055	597	SX217	SLU_ENV_NL	Min	-75218.96	-19609.47	-314.50	-5267.04	-1805.22
1056	598	SX217	SLU_ENV_NL	Max	46106.81	12504.46	1120.90	11058.61	1940.89
1056	598	SX204	SLU_ENV_NL	Max	36072.84	15009.93	6060.04	4959.36	1940.89
1056	598	SX205	SLU_ENV_NL	Max	91136.73	31696.88	5054.99	4959.36	4296.04
1056	598	SX218	SLU_ENV_NL	Max	94983.26	25599.90	3836.18	11058.61	4296.04
1056	598	SX217	SLU_ENV_NL	Min	-152085.80	-42189.02	-5928.94	-4155.49	-4276.96
1056	598	SX204	SLU_ENV_NL	Min	-130047.09	-40507.69	2339.72	-8924.15	-4276.96
1056	598	SX205	SLU_ENV_NL	Min	-3873.49	-10394.93	2404.85	-8924.15	-1969.56
1056	598	SX218	SLU_ENV_NL	Min	-2274.10	-2987.44	-9584.13	-4155.49	-1969.56
1057	599	SX412	SLU_ENV_NL	Max	35999.84	10347.80	40.22	494.21	100.08



Autorità Portuale di Taranto
Interventi per il dragaggio di 2,3 M m³ di sedimenti in area Molo Polisettoriale e per la realizzazione di un primo lotto della cassa di colmata funzionale all'ampliamento del V Sporgente del Porto di Taranto

Allegati alla relazione di calcolo strutturale allineamento "BC"

Data 05/2016
Rev. B
c.d.c.: C296A
514B



1057	599	SX399	SLU_ENV_NL	Max	37647.55	10931.11	-46.39	329.39	100.08
1057	599	SX400	SLU_ENV_NL	Max	23052.31	6605.73	92.74	329.39	530.19
1057	599	SX413	SLU_ENV_NL	Max	22971.88	6558.98	240.53	494.21	530.19
1057	599	SX412	SLU_ENV_NL	Min	7863.14	1978.93	-57.44	-135.81	-529.05
1057	599	SX399	SLU_ENV_NL	Min	6874.41	1715.20	-222.37	-1974.70	-529.05
1057	599	SX400	SLU_ENV_NL	Min	-84612.39	-25621.49	75.60	-1974.70	-99.50
1057	599	SX413	SLU_ENV_NL	Min	-81030.57	-24610.68	179.35	-135.81	-99.50
1058	600	SX413	SLU_ENV_NL	Max	120619.26	35852.94	1265.59	-128.22	532.92
1058	600	SX400	SLU_ENV_NL	Max	121350.35	36095.40	853.49	2357.08	532.92
1058	600	SX401	SLU_ENV_NL	Max	31693.89	8421.23	791.59	2357.08	96.57
1058	600	SX414	SLU_ENV_NL	Max	31994.50	8479.30	1261.44	-128.22	96.57
1058	600	SX413	SLU_ENV_NL	Min	-173000.22	-52201.35	-609.38	-325.87	-97.06
1058	600	SX400	SLU_ENV_NL	Min	-175659.19	-52935.75	-841.60	-777.18	-97.06
1058	600	SX401	SLU_ENV_NL	Min	7154.00	3015.93	-845.74	-777.18	-533.32
1058	600	SX414	SLU_ENV_NL	Min	4424.70	2130.67	-671.29	-325.87	-533.32
1059	601	SX199	SLU_ENV_NL	Max	91872.74	23274.94	-881.53	3060.63	5866.03
1059	601	SX186	SLU_ENV_NL	Max	84581.79	26226.77	14890.42	12999.64	5866.03
1059	601	SX187	SLU_ENV_NL	Max	23374.07	6538.79	7485.79	12999.64	1510.94
1059	601	SX200	SLU_ENV_NL	Max	30022.33	5717.24	-2667.72	3060.63	1510.94
1059	601	SX199	SLU_ENV_NL	Min	-8876.66	7854.02	-5153.98	-14388.38	-1523.52
1059	601	SX186	SLU_ENV_NL	Min	-5312.56	3899.30	-4817.33	-4012.36	-1523.52
1059	601	SX187	SLU_ENV_NL	Min	-75411.01	-25149.73	-2331.08	-4012.36	-5883.98
1059	601	SX200	SLU_ENV_NL	Min	-118342.46	-34492.65	-8286.17	-14388.38	-5883.98
1060	602	SX200	SLU_ENV_NL	Max	-25041.62	-9912.97	-739.41	8096.26	-2481.19
1060	602	SX187	SLU_ENV_NL	Max	-19031.67	-7071.92	-359.21	-5011.87	-2481.19
1060	602	SX188	SLU_ENV_NL	Max	37281.11	9119.51	613.73	-5011.87	3345.33
1060	602	SX201	SLU_ENV_NL	Max	51927.53	15600.40	1388.31	8096.26	3345.33
1060	602	SX200	SLU_ENV_NL	Min	-61909.61	-18184.28	-759.89	6607.41	-3337.77
1060	602	SX187	SLU_ENV_NL	Min	-55184.91	-18460.42	-5092.89	-7481.32	-3337.77
1060	602	SX188	SLU_ENV_NL	Min	7925.90	3292.91	-2965.17	-7481.32	2503.71
1060	602	SX201	SLU_ENV_NL	Min	27511.89	8401.78	213.05	6607.41	2503.71
1061	603	SX203	SLU_ENV_NL	Max	51370.74	15469.68	-216.65	-6685.64	3345.43
1061	603	SX190	SLU_ENV_NL	Max	36403.25	8851.94	2965.14	7481.41	3345.43
1061	603	SX191	SLU_ENV_NL	Max	-19030.88	-7071.73	5093.01	7481.41	-2515.78
1061	603	SX204	SLU_ENV_NL	Max	-25040.36	-9912.64	820.67	-6685.64	-2515.78
1061	603	SX203	SLU_ENV_NL	Min	27511.41	8401.69	-1388.41	-8096.31	2538.97
1061	603	SX190	SLU_ENV_NL	Min	7925.16	3292.73	-512.94	5096.17	2538.97
1061	603	SX191	SLU_ENV_NL	Min	-55576.87	-18632.49	524.38	5096.17	-3337.87
1061	603	SX204	SLU_ENV_NL	Min	-62172.70	-18293.35	739.47	-8096.31	-3337.87
1062	604	SX204	SLU_ENV_NL	Max	30022.80	5717.31	8411.03	14273.98	1510.91
1062	604	SX191	SLU_ENV_NL	Max	23375.01	6539.04	2331.10	4012.29	1510.91
1062	604	SX192	SLU_ENV_NL	Max	84581.65	26226.77	4817.26	4012.29	5818.58
1062	604	SX205	SLU_ENV_NL	Max	91872.37	23274.84	5154.03	14273.98	5818.58
1062	604	SX204	SLU_ENV_NL	Min	-117652.34	-34329.95	2667.88	-3060.58	-5837.07
1062	604	SX191	SLU_ENV_NL	Min	-74658.91	-24964.40	-7377.51	-12894.10	-5837.07
1062	604	SX192	SLU_ENV_NL	Min	-4935.35	3980.43	-14859.97	-12894.10	-1523.49
1062	604	SX205	SLU_ENV_NL	Min	-8957.61	7796.07	928.57	-3060.58	-1523.49
1063	605	SX186	SLU_ENV_NL	Max	83067.88	20079.05	14806.63	-1967.41	6741.69
1063	605	SX173	SLU_ENV_NL	Max	73966.01	28466.81	4170.20	15538.13	6741.69
1063	605	SX174	SLU_ENV_NL	Max	31763.88	13564.96	-1777.49	15538.13	-705.59
1063	605	SX187	SLU_ENV_NL	Max	21646.28	1880.81	7448.83	-1967.41	-705.59
1063	605	SX186	SLU_ENV_NL	Min	-21028.81	-4659.93	-4442.15	-15786.25	638.70
1063	605	SX173	SLU_ENV_NL	Min	-21667.24	-18764.50	-2602.08	1165.99	638.70
1063	605	SX174	SLU_ENV_NL	Min	-16775.14	-10223.53	-3187.60	1165.99	-6697.09
1063	605	SX187	SLU_ENV_NL	Min	-58001.58	-10946.57	-3617.55	-15786.25	-6697.09
1064	606	SX187	SLU_ENV_NL	Max	-6839.74	-5356.54	1320.47	17800.45	-2276.99
1064	606	SX174	SLU_ENV_NL	Max	18488.89	8274.01	2178.14	-4870.03	-2276.99
1064	606	SX175	SLU_ENV_NL	Max	20667.56	2446.84	475.64	-4870.03	7702.88
1064	606	SX188	SLU_ENV_NL	Max	33265.96	13989.60	-382.04	17800.45	7702.88
1064	606	SX187	SLU_ENV_NL	Min	-46695.74	-8417.10	-3809.14	5869.34	-7735.77
1064	606	SX174	SLU_ENV_NL	Min	-28580.42	-12902.83	-2453.31	-18185.41	-7735.77
1064	606	SX175	SLU_ENV_NL	Min	-31925.59	-8634.61	-1900.18	-18185.41	2330.41
1064	606	SX188	SLU_ENV_NL	Min	-6201.56	-4874.24	-3256.01	5869.34	2330.41
1065	607	SX190	SLU_ENV_NL	Max	32298.07	13700.61	3256.16	-5974.42	7703.07
1065	607	SX177	SLU_ENV_NL	Max	19843.63	2133.85	1900.32	18185.44	7703.07
1065	607	SX178	SLU_ENV_NL	Max	18489.79	8274.31	2453.24	18185.44	-2324.89
1065	607	SX191	SLU_ENV_NL	Max	-6839.21	-5356.50	3809.08	-5974.42	-2324.89
1065	607	SX190	SLU_ENV_NL	Min	-6202.11	-4874.51	556.26	-17800.47	2378.15
1065	607	SX177	SLU_ENV_NL	Min	-31925.01	-8634.48	-381.42	4987.63	2378.15
1065	607	SX178	SLU_ENV_NL	Min	-28484.88	-12881.02	-2165.95	4987.63	-7735.97
1065	607	SX191	SLU_ENV_NL	Min	-46967.63	-8467.59	-1228.26	-17800.47	-7735.97
1066	608	SX191	SLU_ENV_NL	Max	21647.28	1880.97	3617.51	15606.56	-705.66
1066	608	SX178	SLU_ENV_NL	Max	31765.04	13565.36	3223.54	-1166.15	-705.66
1066	608	SX179	SLU_ENV_NL	Max	73965.49	28466.71	2602.04	-1166.15	6663.92
1066	608	SX192	SLU_ENV_NL	Max	83067.58	20078.85	4442.14	15606.56	6663.92
1066	608	SX191	SLU_ENV_NL	Min	-57379.36	-10751.41	-7374.95	1967.55	-6619.53
1066	608	SX178	SLU_ENV_NL	Min	-16361.90	-10083.83	1777.41	-15355.75	-6619.53
1066	608	SX179	SLU_ENV_NL	Min	-20822.30	-18463.77	-4146.92	-15355.75	638.76
1066	608	SX192	SLU_ENV_NL	Min	-20488.76	-4478.75	-14745.41	1967.55	638.76
1067	609	SX173	SLU_ENV_NL	Max	79221.98	32948.02	291.49	5785.93	6886.31
1067	609	SX160	SLU_ENV_NL	Max	83211.37	25030.78	6191.47	15761.21	6886.31



Autorità Portuale di Taranto
Interventi per il dragaggio di 2,3 M m³ di sedimenti in area Molo Polisettoriale e per la realizzazione di un primo lotto della cassa di colmata funzionale all'ampliamento del V Sporgente del Porto di Taranto

Allegati alla relazione di calcolo strutturale allineamento "BC"

Data 05/2016
Rev. B
c.d.c.: C296A
514B



1067	609	SX161	SLU_ENV_NL	Max	59226.22	17590.93	3237.59	15761.21	2347.42
1067	609	SX174	SLU_ENV_NL	Max	47270.64	16212.60	1611.30	5785.93	2347.42
1067	609	SX173	SLU_ENV_NL	Min	-30251.01	-16391.61	-455.81	-16280.35	-2403.73
1067	609	SX160	SLU_ENV_NL	Min	-41184.37	-9001.31	-1327.07	-5288.49	-2403.73
1067	609	SX161	SLU_ENV_NL	Min	-5341.88	-418.47	-7.26	-5288.49	-6860.16
1067	609	SX174	SLU_ENV_NL	Min	-12494.55	-7109.68	-3409.69	-16280.35	-6860.16
1068	610	SX174	SLU_ENV_NL	Max	29029.05	8453.99	1760.01	16894.66	2410.75
1068	610	SX161	SLU_ENV_NL	Max	46509.55	16062.07	1979.38	4877.94	2410.75
1068	610	SX162	SLU_ENV_NL	Max	12769.32	942.43	322.03	4877.94	7144.82
1068	610	SX175	SLU_ENV_NL	Max	14513.77	7590.36	-183.88	16894.66	7144.82
1068	610	SX174	SLU_ENV_NL	Min	-20095.46	-7091.75	-2371.92	-6507.20	-7133.21
1068	610	SX161	SLU_ENV_NL	Min	-7438.08	-3345.53	-522.29	-16385.92	-7133.21
1068	610	SX162	SLU_ENV_NL	Min	-51366.17	-12401.71	-2466.17	-16385.92	-2473.70
1068	610	SX175	SLU_ENV_NL	Min	-48647.53	-20534.80	-4029.28	-6507.20	-2473.70
1069	611	SX177	SLU_ENV_NL	Max	13534.29	7174.90	4029.38	6506.91	7073.87
1069	611	SX164	SLU_ENV_NL	Max	11601.06	622.16	2359.63	16231.30	7073.87
1069	611	SX165	SLU_ENV_NL	Max	46510.95	16062.53	463.74	16231.30	2410.69
1069	611	SX178	SLU_ENV_NL	Max	29030.18	8454.50	2371.90	6506.91	2410.69
1069	611	SX177	SLU_ENV_NL	Min	-48646.82	-20534.60	222.01	-16718.89	-2473.64
1069	611	SX164	SLU_ENV_NL	Min	-51365.19	-12401.42	-322.02	-4877.68	-2473.64
1069	611	SX165	SLU_ENV_NL	Min	-7406.55	-3279.48	-1979.50	-4877.68	-7062.75
1069	611	SX178	SLU_ENV_NL	Min	-19997.29	-7049.83	-1673.88	-16718.89	-7062.75
1070	612	SX178	SLU_ENV_NL	Max	47272.14	16213.21	3409.56	16280.32	2293.06
1070	612	SX165	SLU_ENV_NL	Max	59227.50	17591.37	-18.15	5168.05	2293.06
1070	612	SX166	SLU_ENV_NL	Max	83210.15	25030.45	1276.52	5168.05	6886.31
1070	612	SX179	SLU_ENV_NL	Max	79221.27	32947.89	455.79	16280.32	6886.31
1070	612	SX178	SLU_ENV_NL	Min	-12034.16	-6927.59	-1558.81	-5652.01	-6860.16
1070	612	SX165	SLU_ENV_NL	Min	-4922.56	-267.58	-3237.63	-15761.23	-6860.16
1070	612	SX166	SLU_ENV_NL	Min	-39937.39	-8610.28	-6191.41	-15761.23	-2348.96
1070	612	SX179	SLU_ENV_NL	Min	-29166.35	-15927.74	-264.14	-5652.01	-2348.96
1071	613	SX160	SLU_ENV_NL	Max	70822.26	18471.17	4665.38	-591.47	2176.75
1071	613	SX147	SLU_ENV_NL	Max	69716.43	19946.17	798.93	5122.88	2176.75
1071	613	SX148	SLU_ENV_NL	Max	74577.72	24400.99	577.63	5122.88	-423.50
1071	613	SX161	SLU_ENV_NL	Max	70255.11	19616.43	4444.09	-591.47	-423.50
1071	613	SX160	SLU_ENV_NL	Min	-40945.23	-13368.08	627.63	-5083.02	403.41
1071	613	SX147	SLU_ENV_NL	Min	-40647.52	-11881.00	-685.33	1335.97	403.41
1071	613	SX148	SLU_ENV_NL	Min	5885.00	1894.26	-2654.52	1335.97	-2201.79
1071	613	SX161	SLU_ENV_NL	Min	-7258.61	-1643.69	-1341.57	-5083.02	-2201.79
1072	614	SX161	SLU_ENV_NL	Max	43899.45	11312.80	2545.43	6070.92	-744.60
1072	614	SX148	SLU_ENV_NL	Max	65095.87	21953.37	2172.85	-2611.29	-744.60
1072	614	SX149	SLU_ENV_NL	Max	-5179.87	-2676.34	-1313.50	-2611.29	2648.48
1072	614	SX162	SLU_ENV_NL	Max	1943.28	2859.13	-940.92	6070.92	2648.48
1072	614	SX161	SLU_ENV_NL	Min	5816.39	2832.55	-1879.07	687.14	-2620.50
1072	614	SX148	SLU_ENV_NL	Min	5989.34	1371.82	-2314.11	-6210.53	-2620.50
1072	614	SX149	SLU_ENV_NL	Min	-46422.57	-10274.45	-1513.27	-6210.53	670.49
1072	614	SX162	SLU_ENV_NL	Min	-51908.96	-18162.04	-1078.23	687.14	670.49
1073	615	SX164	SLU_ENV_NL	Max	858.32	2531.24	1005.33	-687.28	2639.03
1073	615	SX151	SLU_ENV_NL	Max	-6269.05	-2974.68	1522.98	6198.22	2639.03
1073	615	SX152	SLU_ENV_NL	Max	65096.70	21953.56	2314.12	6198.22	-744.67
1073	615	SX165	SLU_ENV_NL	Max	43901.09	11313.22	1796.48	-687.28	-744.67
1073	615	SX164	SLU_ENV_NL	Min	-51908.25	-18161.84	940.78	-6039.42	670.57
1073	615	SX151	SLU_ENV_NL	Min	-46422.62	-10274.43	1313.49	2611.41	670.57
1073	615	SX152	SLU_ENV_NL	Min	5976.90	1336.74	-2172.70	2611.41	-2611.28
1073	615	SX165	SLU_ENV_NL	Min	5723.48	2769.07	-2545.41	-6039.42	-2611.28
1074	616	SX165	SLU_ENV_NL	Max	70256.36	19616.73	1284.73	5083.03	-422.97
1074	616	SX152	SLU_ENV_NL	Max	74579.66	24401.52	2630.76	-1327.91	-422.97
1074	616	SX153	SLU_ENV_NL	Max	69715.86	19945.97	707.45	-1327.91	2176.76
1074	616	SX166	SLU_ENV_NL	Max	70820.98	18470.74	-638.58	5083.03	2176.76
1074	616	SX165	SLU_ENV_NL	Min	-6800.18	-1538.53	-4443.98	598.24	-2201.80
1074	616	SX152	SLU_ENV_NL	Min	6099.07	1923.90	-577.56	-5122.93	-2201.80
1074	616	SX153	SLU_ENV_NL	Min	-39548.74	-11619.94	-799.07	-5122.93	403.39
1074	616	SX166	SLU_ENV_NL	Min	-39773.73	-13052.52	-4665.49	598.24	403.39
1075	617	SX147	SLU_ENV_NL	Max	64323.27	20446.07	940.29	1395.63	2589.56
1075	617	SX134	SLU_ENV_NL	Max	64256.45	20324.01	2875.94	6206.75	2589.56
1075	617	SX135	SLU_ENV_NL	Max	82510.63	26020.26	2566.59	6206.75	381.47
1075	617	SX148	SLU_ENV_NL	Max	79590.74	22633.98	630.93	1395.63	381.47
1075	617	SX147	SLU_ENV_NL	Min	-41448.34	-12911.02	-1331.83	-5895.65	-398.59
1075	617	SX134	SLU_ENV_NL	Min	-43974.23	-11090.43	-162.27	-422.61	-398.59
1075	617	SX135	SLU_ENV_NL	Min	13065.22	4284.03	-640.89	-422.61	-2602.61
1075	617	SX148	SLU_ENV_NL	Min	6355.24	1822.34	-1810.45	-5895.65	-2602.61
1076	618	SX148	SLU_ENV_NL	Max	64363.35	17280.98	1420.82	5447.44	542.53
1076	618	SX135	SLU_ENV_NL	Max	78651.14	25647.19	1717.46	241.78	542.53
1076	618	SX136	SLU_ENV_NL	Max	-16031.17	-7202.09	141.86	241.78	2453.36
1076	618	SX149	SLU_ENV_NL	Max	-11137.97	-2727.32	-973.45	5447.44	2453.36
1076	618	SX148	SLU_ENV_NL	Min	12861.70	4470.36	-2243.92	-2439.57	-2431.83
1076	618	SX135	SLU_ENV_NL	Min	12978.14	3561.82	-380.12	-5939.41	-2431.83
1076	618	SX136	SLU_ENV_NL	Min	-44341.15	-10199.01	-676.82	-5939.41	-607.82
1076	618	SX149	SLU_ENV_NL	Min	-49456.31	-18156.26	-1721.94	-2439.57	-607.82
1077	619	SX151	SLU_ENV_NL	Max	-12207.68	-3074.33	1728.29	2439.42	2429.54
1077	619	SX138	SLU_ENV_NL	Max	-17122.69	-7510.83	676.85	5893.99	2429.54
1077	619	SX139	SLU_ENV_NL	Max	78652.70	25647.69	335.75	5893.99	542.49



Autorità Portuale di Taranto
Interventi per il dragaggio di 2,3 M m³ di sedimenti in area Molo Polisettoriale e per la realizzazione di un primo lotto della cassa di colmata funzionale all'ampliamento del V Sporgente del Porto di Taranto

Allegati alla relazione di calcolo strutturale allineamento "BC"

Data 05/2016
Rev. B
c.d.c.: C296A
514B



1077	619	SX152	SLU_ENV_NL	Max	64364.37	17281.37	2247.93	2439.42	542.49
1077	619	SX151	SLU_ENV_NL	Min	-49456.52	-18156.35	973.61	-5382.09	-607.77
1077	619	SX138	SLU_ENV_NL	Min	-44341.05	-10198.99	-183.88	-241.65	-607.77
1077	619	SX139	SLU_ENV_NL	Min	12998.84	3592.25	-1717.61	-241.65	-2408.24
1077	619	SX152	SLU_ENV_NL	Min	12829.27	4482.23	-1420.85	-5382.09	-2408.24
1078	620	SX152	SLU_ENV_NL	Max	79592.74	22634.65	1805.59	5895.63	363.76
1078	620	SX139	SLU_ENV_NL	Max	82512.11	26020.75	604.72	389.41	363.76
1078	620	SX140	SLU_ENV_NL	Max	64255.24	20323.68	138.07	389.41	2589.56
1078	620	SX153	SLU_ENV_NL	Max	64322.72	20445.95	1338.94	5895.63	2589.56
1078	620	SX152	SLU_ENV_NL	Min	6607.01	1930.17	-631.05	-1345.27	-2602.62
1078	620	SX139	SLU_ENV_NL	Min	13216.78	4343.01	-2566.66	-6206.79	-2602.62
1078	620	SX140	SLU_ENV_NL	Min	-42850.54	-10742.13	-2875.85	-6206.79	-380.45
1078	620	SX153	SLU_ENV_NL	Min	-40319.91	-12503.64	-940.23	-1345.27	-380.45
1079	621	SX134	SLU_ENV_NL	Max	57555.35	15732.21	2845.99	1767.22	2020.75
1079	621	SX121	SLU_ENV_NL	Max	57305.70	16703.12	859.08	5029.14	2020.75
1079	621	SX122	SLU_ENV_NL	Max	91195.04	28844.09	533.30	5029.14	509.29
1079	621	SX135	SLU_ENV_NL	Max	87508.98	24936.20	2520.21	1767.22	509.29
1079	621	SX134	SLU_ENV_NL	Min	-44567.91	-15366.43	132.20	-4436.63	-530.26
1079	621	SX121	SLU_ENV_NL	Min	-44516.23	-12828.60	-830.70	-655.85	-530.26
1079	621	SX122	SLU_ENV_NL	Min	18666.44	5731.77	-1680.09	-655.85	-2040.26
1079	621	SX135	SLU_ENV_NL	Min	11998.74	3026.18	-717.20	-4436.63	-2040.26
1080	622	SX135	SLU_ENV_NL	Max	76498.08	21024.65	1456.63	4316.32	405.65
1080	622	SX122	SLU_ENV_NL	Max	89312.99	28887.76	1395.09	-153.76	405.65
1080	622	SX123	SLU_ENV_NL	Max	-24412.65	-7895.93	-710.78	-153.76	2022.59
1080	622	SX136	SLU_ENV_NL	Max	-20309.55	-4244.66	132.39	4316.32	2022.59
1080	622	SX135	SLU_ENV_NL	Min	18779.59	5681.25	-486.73	-2186.99	-2004.65
1080	622	SX122	SLU_ENV_NL	Min	17786.07	4846.84	-1998.37	-5070.73	-2004.65
1080	622	SX123	SLU_ENV_NL	Min	-40942.09	-9097.52	-1379.25	-5070.73	-466.65
1080	622	SX136	SLU_ENV_NL	Min	-45461.82	-16488.92	-649.24	-2186.99	-466.65
1081	623	SX138	SLU_ENV_NL	Max	-21366.98	-4576.68	649.11	2186.86	2007.37
1081	623	SX125	SLU_ENV_NL	Max	-25467.73	-8188.80	1385.48	5045.08	2007.37
1081	623	SX126	SLU_ENV_NL	Max	89314.05	28888.02	1999.72	5045.08	405.60
1081	623	SX139	SLU_ENV_NL	Max	76499.79	21025.11	443.13	2186.86	405.60
1081	623	SX138	SLU_ENV_NL	Min	-45461.90	-16488.95	-171.12	-4271.41	-466.61
1081	623	SX125	SLU_ENV_NL	Min	-40942.84	-9097.71	710.77	153.87	-466.61
1081	623	SX126	SLU_ENV_NL	Min	17791.57	4833.50	-1394.95	153.87	-1989.69
1081	623	SX139	SLU_ENV_NL	Min	18738.21	5641.70	-1456.61	-4271.41	-1989.69
1082	624	SX139	SLU_ENV_NL	Max	87510.42	24936.57	683.64	4436.60	497.79
1082	624	SX126	SLU_ENV_NL	Max	91197.13	28844.67	1672.58	637.63	497.79
1082	624	SX127	SLU_ENV_NL	Max	57305.20	16702.94	832.50	637.63	2020.74
1082	624	SX140	SLU_ENV_NL	Max	57554.12	15731.80	-156.45	4436.60	2020.74
1082	624	SX139	SLU_ENV_NL	Min	12171.34	3057.76	-2520.10	-1731.35	-2040.26
1082	624	SX126	SLU_ENV_NL	Min	18760.63	5738.09	-533.23	-5029.16	-2040.26
1082	624	SX127	SLU_ENV_NL	Min	-43429.50	-12553.97	-859.22	-5029.16	-518.55
1082	624	SX140	SLU_ENV_NL	Min	-43486.82	-15062.62	-2846.09	-1731.35	-518.55
1083	625	SX121	SLU_ENV_NL	Max	52416.79	15942.88	696.08	1437.52	1990.55
1083	625	SX108	SLU_ENV_NL	Max	51265.70	16690.04	1705.93	5072.07	1990.55
1083	625	SX109	SLU_ENV_NL	Max	97164.08	30829.27	1814.97	5072.07	351.91
1083	625	SX122	SLU_ENV_NL	Max	95394.35	27305.65	805.13	1437.52	351.91
1083	625	SX121	SLU_ENV_NL	Min	-44029.80	-13616.33	-1147.42	-4247.24	-365.98
1083	625	SX108	SLU_ENV_NL	Min	-46194.43	-11988.89	-563.15	-235.80	-365.98
1083	625	SX109	SLU_ENV_NL	Min	21439.01	7214.11	-629.00	-235.80	-2007.63
1083	625	SX122	SLU_ENV_NL	Min	17821.49	5324.47	-1213.27	-4247.24	-2007.63
1084	626	SX122	SLU_ENV_NL	Max	87175.04	24232.19	1068.16	3160.95	461.51
1084	626	SX109	SLU_ENV_NL	Max	97658.22	31585.18	1523.27	-83.85	461.51
1084	626	SX110	SLU_ENV_NL	Max	-32215.17	-8357.84	594.65	-83.85	1571.98
1084	626	SX123	SLU_ENV_NL	Max	-28743.73	-8574.16	-696.97	3160.95	1571.98
1084	626	SX122	SLU_ENV_NL	Min	22632.15	7241.74	-1989.10	-2371.34	-1560.06
1084	626	SX109	SLU_ENV_NL	Min	21848.51	6862.90	39.98	-4139.51	-1560.06
1084	626	SX110	SLU_ENV_NL	Min	-37562.97	-11176.20	-241.87	-4139.51	-519.86
1084	626	SX123	SLU_ENV_NL	Min	-42149.94	-15594.63	-1434.43	-2371.34	-519.86
1085	627	SX125	SLU_ENV_NL	Max	-29774.84	-8901.26	1441.43	2371.24	1554.97
1085	627	SX112	SLU_ENV_NL	Max	-33246.01	-8358.01	241.90	4109.56	1554.97
1085	627	SX113	SLU_ENV_NL	Max	97659.99	31585.75	-72.70	4109.56	461.48
1085	627	SX126	SLU_ENV_NL	Max	87176.29	24232.64	1990.86	2371.24	461.48
1085	627	SX125	SLU_ENV_NL	Min	-42150.86	-15594.93	697.12	-3111.87	-519.83
1085	627	SX112	SLU_ENV_NL	Min	-37563.53	-11471.69	-622.13	83.94	-519.83
1085	627	SX113	SLU_ENV_NL	Min	21872.43	6888.34	-1523.41	83.94	-1543.24
1085	627	SX126	SLU_ENV_NL	Min	22610.07	7250.56	-1068.18	-3111.87	-1543.24
1086	628	SX126	SLU_ENV_NL	Max	95396.48	27306.36	1209.29	4247.22	337.19
1086	628	SX113	SLU_ENV_NL	Max	97165.67	30829.80	601.38	210.20	337.19
1086	628	SX114	SLU_ENV_NL	Max	51264.56	16689.72	541.01	210.20	1990.55
1086	628	SX127	SLU_ENV_NL	Max	52416.30	15942.76	1148.91	4247.22	1990.55
1086	628	SX126	SLU_ENV_NL	Min	17960.28	5389.56	-805.25	-1393.83	-2007.63
1086	628	SX113	SLU_ENV_NL	Min	21527.74	7251.00	-1815.03	-5072.11	-2007.63
1086	628	SX114	SLU_ENV_NL	Min	-45107.84	-11653.00	-1705.81	-5072.11	-350.98
1086	628	SX127	SLU_ENV_NL	Min	-42939.45	-13239.80	-696.03	-1393.83	-350.98
1087	629	SX108	SLU_ENV_NL	Max	45300.28	11859.26	2098.88	1509.66	1864.02
1087	629	SX95	SLU_ENV_NL	Max	45969.56	13944.77	1312.80	4919.31	1864.02
1087	629	SX96	SLU_ENV_NL	Max	107011.09	33326.19	549.24	4919.31	361.67
1087	629	SX109	SLU_ENV_NL	Max	100924.37	28309.62	1335.31	1509.66	361.67



Autorità Portuale di Taranto
Interventi per il dragaggio di 2,3 M m³ di sedimenti in area Molo Polisettoriale e per la realizzazione di un primo lotto della cassa di colmata funzionale all'ampliamento del V Sporgente del Porto di Taranto

Allegati alla relazione di calcolo strutturale allineamento "BC"

Data 05/2016
Rev. B
c.d.c.: C296A
514B

1087	629	SX108	SLU_ENV_NL	Min	-46744.02	-15809.34	-223.77	-3836.57	-381.61
1087	629	SX95	SLU_ENV_NL	Min	-46602.50	-13382.42	-327.60	-222.86	-381.61
1087	629	SX96	SLU_ENV_NL	Min	25141.12	7512.92	-925.56	-222.86	-1892.43
1087	629	SX109	SLU_ENV_NL	Min	20164.24	4953.40	-821.73	-3836.57	-1892.43
1088	630	SX109	SLU_ENV_NL	Max	95612.33	26219.64	1224.48	2851.93	127.39
1088	630	SX96	SLU_ENV_NL	Max	105363.38	33328.25	448.29	-924.87	127.39
1088	630	SX97	SLU_ENV_NL	Max	-36901.61	-8080.98	-832.93	-924.87	1473.92
1088	630	SX110	SLU_ENV_NL	Max	-35217.06	-9479.15	531.78	2851.93	1473.92
1088	630	SX109	SLU_ENV_NL	Min	25392.43	6972.58	15.58	-1644.34	-1465.30
1088	630	SX96	SLU_ENV_NL	Min	24698.42	6929.38	-1831.62	-3999.08	-1465.30
1088	630	SX97	SLU_ENV_NL	Min	-38297.91	-11592.34	-1315.42	-3999.08	-181.28
1088	630	SX110	SLU_ENV_NL	Min	-38953.81	-14448.08	-56.74	-1644.34	-181.28
1089	631	SX112	SLU_ENV_NL	Max	-36222.24	-9791.36	56.62	1644.25	1462.10
1089	631	SX99	SLU_ENV_NL	Max	-36902.78	-8081.31	1324.38	3980.93	1462.10
1089	631	SX100	SLU_ENV_NL	Max	105364.69	33328.59	1834.79	3980.93	127.35
1089	631	SX113	SLU_ENV_NL	Max	95614.20	26220.14	-46.98	1644.25	127.35
1089	631	SX112	SLU_ENV_NL	Min	-38954.50	-14448.28	-557.39	-2815.35	-181.25
1089	631	SX99	SLU_ENV_NL	Min	-39289.09	-11871.31	832.91	924.95	-181.25
1089	631	SX100	SLU_ENV_NL	Min	24713.29	6923.31	-448.18	924.95	-1453.70
1089	631	SX113	SLU_ENV_NL	Min	25369.63	6944.60	-1224.47	-2815.35	-1453.70
1090	632	SX113	SLU_ENV_NL	Max	100925.94	28310.04	797.51	3836.55	351.26
1090	632	SX100	SLU_ENV_NL	Max	107013.10	33326.74	922.33	207.40	351.26
1090	632	SX101	SLU_ENV_NL	Max	45968.85	13944.54	324.95	207.40	1864.03
1090	632	SX114	SLU_ENV_NL	Max	45299.11	11858.89	200.13	3836.55	1864.03
1090	632	SX113	SLU_ENV_NL	Min	20273.51	4970.64	-1335.22	-1476.36	-1892.43
1090	632	SX100	SLU_ENV_NL	Min	25222.96	7521.33	-549.21	-4919.35	-1892.43
1090	632	SX101	SLU_ENV_NL	Min	-45537.51	-13101.41	-1312.90	-4919.35	-371.11
1090	632	SX114	SLU_ENV_NL	Min	-45695.45	-15512.12	-2098.92	-1476.36	-371.11
1091	633	SX95	SLU_ENV_NL	Max	41206.02	12047.61	1262.64	875.61	1684.15
1091	633	SX82	SLU_ENV_NL	Max	41899.49	14171.84	1122.79	4620.25	1684.15
1091	633	SX83	SLU_ENV_NL	Max	115144.16	36906.25	640.46	4620.25	73.88
1091	633	SX96	SLU_ENV_NL	Max	110896.03	32294.67	780.31	875.61	73.88
1091	633	SX95	SLU_ENV_NL	Min	-46614.09	-14423.23	-528.11	-3293.70	-88.43
1091	633	SX82	SLU_ENV_NL	Min	-48332.15	-12856.94	-593.08	497.29	-88.43
1091	633	SX83	SLU_ENV_NL	Min	28140.81	9593.66	-673.85	497.29	-1711.09
1091	633	SX96	SLU_ENV_NL	Min	24842.81	7520.72	-608.89	-3293.70	-1711.09
1092	634	SX96	SLU_ENV_NL	Max	104090.33	29779.10	85.47	2207.74	236.53
1092	634	SX83	SLU_ENV_NL	Max	111088.82	36163.50	1316.87	-735.75	236.53
1092	634	SX84	SLU_ENV_NL	Max	-36226.94	-8083.07	764.43	-735.75	1234.23
1092	634	SX97	SLU_ENV_NL	Max	-38534.66	-12848.02	-831.01	2207.74	1234.23
1092	634	SX96	SLU_ENV_NL	Min	28428.54	8920.08	-1775.19	-1955.12	-1230.86
1092	634	SX83	SLU_ENV_NL	Min	28640.72	9419.99	401.73	-3538.11	-1230.86
1092	634	SX84	SLU_ENV_NL	Min	-44470.24	-14189.50	400.39	-3538.11	-286.60
1092	634	SX97	SLU_ENV_NL	Min	-41807.53	-14218.83	-1412.49	-1955.12	-286.60
1093	635	SX99	SLU_ENV_NL	Max	-38535.94	-13152.92	1421.21	1955.05	1221.67
1093	635	SX86	SLU_ENV_NL	Max	-36227.80	-8083.33	-400.32	3518.01	1221.67
1093	635	SX87	SLU_ENV_NL	Max	111090.81	36164.12	-427.89	3518.01	236.51
1093	635	SX100	SLU_ENV_NL	Max	104091.77	29779.58	1779.97	1955.05	236.51
1093	635	SX99	SLU_ENV_NL	Min	-42780.14	-14219.24	831.14	-2169.52	-286.58
1093	635	SX86	SLU_ENV_NL	Min	-45436.67	-14470.04	-786.65	735.82	-286.58
1093	635	SX87	SLU_ENV_NL	Min	28663.12	9443.43	-1316.97	735.82	-1218.45
1093	635	SX100	SLU_ENV_NL	Min	28422.35	8931.60	-85.52	-2169.52	-1218.45
1094	636	SX100	SLU_ENV_NL	Max	110898.08	32295.32	605.47	3293.69	62.18
1094	636	SX87	SLU_ENV_NL	Max	115145.82	36906.77	655.37	-515.91	62.18
1094	636	SX88	SLU_ENV_NL	Max	41898.27	14171.49	578.26	-515.91	1684.16
1094	636	SX101	SLU_ENV_NL	Max	41205.30	12047.41	528.36	3293.69	1684.16
1094	636	SX100	SLU_ENV_NL	Min	24962.35	7575.95	-780.41	-839.30	-1711.10
1094	636	SX87	SLU_ENV_NL	Min	28233.51	9632.20	-640.52	-4620.29	-1711.10
1094	636	SX88	SLU_ENV_NL	Min	-47277.55	-12530.53	-1122.71	-4620.29	-76.56
1094	636	SX101	SLU_ENV_NL	Min	-45550.49	-14068.00	-1262.60	-839.30	-76.56
1095	637	SX82	SLU_ENV_NL	Max	38447.01	10537.32	-63.23	458.87	383.99
1095	637	SX69	SLU_ENV_NL	Max	32557.29	9703.12	-257.31	1606.48	383.99
1095	637	SX70	SLU_ENV_NL	Max	108992.85	33843.69	615.21	1606.48	-129.45
1095	637	SX83	SLU_ENV_NL	Max	116767.34	34443.07	2120.27	458.87	-129.45
1095	637	SX82	SLU_ENV_NL	Min	-49677.35	-16436.47	-630.37	-170.23	115.08
1095	637	SX69	SLU_ENV_NL	Min	-52233.22	-15058.35	-1568.29	1028.85	115.08
1095	637	SX70	SLU_ENV_NL	Min	30771.52	9166.35	-178.06	1028.85	-378.26
1095	637	SX83	SLU_ENV_NL	Min	27619.48	6951.45	-551.13	-170.23	-378.26
1096	638	SX83	SLU_ENV_NL	Max	108121.68	31477.75	1276.44	2340.79	1166.34
1096	638	SX70	SLU_ENV_NL	Max	112586.46	35293.40	1423.70	1434.01	1166.34
1096	638	SX71	SLU_ENV_NL	Max	-29534.73	-6825.12	91.11	1434.01	1324.80
1096	638	SX84	SLU_ENV_NL	Max	-35933.90	-12310.99	577.81	2340.79	1324.80
1096	638	SX83	SLU_ENV_NL	Min	31340.87	8363.07	548.21	-4089.95	-1326.73
1096	638	SX70	SLU_ENV_NL	Min	33392.76	9657.53	-1386.95	-3839.64	-1326.73
1096	638	SX71	SLU_ENV_NL	Min	-49426.95	-14510.51	-1357.34	-3839.64	-1203.54
1096	638	SX84	SLU_ENV_NL	Min	-47340.04	-13698.08	-56.15	-4089.95	-1203.54
1097	639	SX86	SLU_ENV_NL	Max	-35934.88	-12311.28	56.01	4089.87	1315.84
1097	639	SX73	SLU_ENV_NL	Max	-29536.68	-6825.68	1364.39	3827.54	1315.84
1097	639	SX74	SLU_ENV_NL	Max	112587.72	35293.78	1388.23	3827.54	1166.34
1097	639	SX87	SLU_ENV_NL	Max	108123.79	31478.39	-573.90	4089.87	1166.34
1097	639	SX86	SLU_ENV_NL	Min	-48285.83	-13988.02	-597.74	-2311.40	-1203.54

1097	639	SX73	SLU_ENV_NL	Min	-50350.55	-14774.03	-91.23	-1433.93	-1203.54
1097	639	SX74	SLU_ENV_NL	Min	33404.11	9653.37	-1423.57	-1433.93	-1317.94
1097	639	SX87	SLU_ENV_NL	Min	31326.73	8342.88	-1276.33	-2311.40	-1317.94
1098	640	SX87	SLU_ENV_NL	Max	116768.96	34443.56	529.76	170.15	-137.87
1098	640	SX74	SLU_ENV_NL	Max	108995.09	33844.37	175.50	-1040.10	-137.87
1098	640	SX75	SLU_ENV_NL	Max	32556.92	9703.00	1568.20	-1040.10	383.97
1098	640	SX88	SLU_ENV_NL	Max	38445.80	10536.95	620.30	170.15	383.97
1098	640	SX87	SLU_ENV_NL	Min	27728.97	6972.57	-2120.16	-430.56	-378.24
1098	640	SX74	SLU_ENV_NL	Min	30834.44	9173.45	-615.08	-1606.46	-378.24
1098	640	SX75	SLU_ENV_NL	Min	-51244.35	-14790.68	266.05	-1606.46	123.64
1098	640	SX88	SLU_ENV_NL	Min	-48655.58	-16146.15	63.12	-430.56	123.64
1099	641	SX69	SLU_ENV_NL	Max	31479.52	9617.78	-439.16	-696.24	696.67
1099	641	SX56	SLU_ENV_NL	Max	27761.13	9068.30	317.74	2469.96	696.67
1099	641	SX57	SLU_ENV_NL	Max	104802.34	31798.55	1667.77	2469.96	-606.28
1099	641	SX70	SLU_ENV_NL	Max	109407.52	31718.68	233.57	-696.24	-606.28
1099	641	SX69	SLU_ENV_NL	Min	-53895.59	-16576.13	-1116.47	-800.34	608.16
1099	641	SX56	SLU_ENV_NL	Min	-58955.41	-16264.96	-693.38	2134.48	608.16
1099	641	SX57	SLU_ENV_NL	Min	34936.83	11728.22	-204.62	2134.48	-706.36
1099	641	SX70	SLU_ENV_NL	Min	32113.29	9615.46	49.61	-800.34	-706.36
1100	642	SX70	SLU_ENV_NL	Max	109368.67	31417.27	1224.89	2792.12	589.95
1100	642	SX57	SLU_ENV_NL	Max	113564.12	34716.84	862.21	133.15	589.95
1100	642	SX58	SLU_ENV_NL	Max	-23724.18	-5834.11	510.00	133.15	1570.90
1100	642	SX71	SLU_ENV_NL	Max	-28410.09	-9926.16	124.99	2792.12	1570.90
1100	642	SX70	SLU_ENV_NL	Min	37405.68	11415.48	-1174.78	-2685.98	-1578.50
1100	642	SX57	SLU_ENV_NL	Min	42429.83	13763.82	758.81	-4548.79	-1578.50
1100	642	SX58	SLU_ENV_NL	Min	-55882.66	-17125.88	-341.09	-4548.79	-619.51
1100	642	SX71	SLU_ENV_NL	Min	-53562.99	-16678.87	-1526.98	-2685.98	-619.51
1101	643	SX73	SLU_ENV_NL	Max	-28412.18	-9926.80	1533.33	2685.93	1562.22
1101	643	SX60	SLU_ENV_NL	Max	-23725.87	-5834.63	341.12	4537.01	1562.22
1101	643	SX61	SLU_ENV_NL	Max	113566.13	34717.44	-758.96	4537.01	589.94
1101	643	SX74	SLU_ENV_NL	Max	109370.07	31417.71	1178.11	2685.93	589.94
1101	643	SX73	SLU_ENV_NL	Min	-54472.36	-16960.66	-124.90	-2763.52	-619.50
1101	643	SX60	SLU_ENV_NL	Min	-56780.24	-17389.86	-538.38	-133.09	-619.50
1101	643	SX61	SLU_ENV_NL	Min	42441.14	13786.10	-893.60	-133.09	-1569.93
1101	643	SX74	SLU_ENV_NL	Min	37402.98	11430.19	-1224.98	-2763.52	-1569.93
1102	644	SX74	SLU_ENV_NL	Max	109409.73	31719.36	-62.04	828.54	-606.27
1102	644	SX61	SLU_ENV_NL	Max	104803.52	31798.91	188.61	-2134.49	-606.27
1102	644	SX62	SLU_ENV_NL	Max	27759.72	9067.88	710.66	-2134.49	705.39
1102	644	SX75	SLU_ENV_NL	Max	31479.18	9617.69	1116.66	828.54	705.39
1102	644	SX74	SLU_ENV_NL	Min	32207.32	9663.27	-233.69	696.21	-714.74
1102	644	SX61	SLU_ENV_NL	Min	34918.63	11737.57	-1667.89	-2481.63	-714.74
1102	644	SX62	SLU_ENV_NL	Min	-58084.92	-15992.21	-317.54	-2481.63	608.16
1102	644	SX75	SLU_ENV_NL	Min	-52909.33	-16254.13	460.01	696.21	608.16
1103	645	SX56	SLU_ENV_NL	Max	24366.72	6337.54	1610.20	-2684.58	1563.98
1103	645	SX43	SLU_ENV_NL	Max	25865.04	7869.41	2028.00	4668.08	1563.98
1103	645	SX44	SLU_ENV_NL	Max	116856.55	35225.37	450.37	4668.08	-1566.44
1103	645	SX57	SLU_ENV_NL	Max	107080.95	30809.99	44.17	-2684.58	-1566.44
1103	645	SX56	SLU_ENV_NL	Min	-63138.30	-20221.04	295.37	-2817.42	1542.65
1103	645	SX43	SLU_ENV_NL	Min	-63949.49	-18660.31	1804.26	4429.54	1542.65
1103	645	SX44	SLU_ENV_NL	Min	49495.90	14140.93	238.24	4429.54	-1590.46
1103	645	SX57	SLU_ENV_NL	Min	37138.18	9079.15	-1282.26	-2817.42	-1590.46
1104	646	SX57	SLU_ENV_NL	Max	113607.78	32628.13	937.83	4743.09	-1026.54
1104	646	SX44	SLU_ENV_NL	Max	121628.12	36796.75	-656.68	-3702.60	-1026.54
1104	646	SX45	SLU_ENV_NL	Max	-27693.47	-6878.83	-1281.38	-3702.60	2490.71
1104	646	SX58	SLU_ENV_NL	Max	-25209.13	-8549.70	629.56	4743.09	2490.71
1104	646	SX57	SLU_ENV_NL	Min	47001.88	12250.33	667.54	1028.45	-2499.62
1104	646	SX44	SLU_ENV_NL	Min	55609.13	15762.82	-2087.41	-6888.84	-2499.62
1104	646	SX45	SLU_ENV_NL	Min	-67332.06	-19583.95	-2395.68	-6888.84	1003.18
1104	646	SX58	SLU_ENV_NL	Min	-61261.06	-18300.20	42.84	1028.45	1003.18
1105	647	SX60	SLU_ENV_NL	Max	-25210.86	-8550.22	-42.97	-1028.50	2486.72
1105	647	SX47	SLU_ENV_NL	Max	-27695.70	-6879.48	2414.96	6887.62	2486.72
1105	647	SX48	SLU_ENV_NL	Max	121629.49	36797.04	2097.15	6887.62	-1026.58
1105	647	SX61	SLU_ENV_NL	Max	113609.79	32628.59	-667.51	-1028.50	-1026.58
1105	647	SX60	SLU_ENV_NL	Min	-62145.68	-18568.03	-653.80	-4725.84	1003.22
1105	647	SX47	SLU_ENV_NL	Min	-68182.07	-19829.45	1281.47	3702.65	1003.22
1105	647	SX48	SLU_ENV_NL	Min	55625.74	15750.20	656.94	3702.65	-2495.80
1105	647	SX61	SLU_ENV_NL	Min	46983.35	12220.15	-971.61	-4725.84	-2495.80
1106	648	SX61	SLU_ENV_NL	Max	107082.12	30810.20	1272.70	2817.46	-1566.47
1106	648	SX48	SLU_ENV_NL	Max	116859.24	35226.06	-238.21	-4429.63	-1566.47
1106	648	SX49	SLU_ENV_NL	Max	25864.99	7869.39	-1804.67	-4429.63	1567.99
1106	648	SX62	SLU_ENV_NL	Max	24365.27	6337.10	-283.29	2817.46	1567.99
1106	648	SX61	SLU_ENV_NL	Min	37122.96	9051.82	-43.91	2701.74	-1594.31
1106	648	SX48	SLU_ENV_NL	Min	49407.27	14094.88	-464.72	-4669.23	-1594.31
1106	648	SX49	SLU_ENV_NL	Min	-63174.30	-18447.54	-2020.71	-4669.23	1542.68
1106	648	SX62	SLU_ENV_NL	Min	-62292.86	-19985.15	-1610.38	2701.74	1542.68
1107	649	SX43	SLU_ENV_NL	Max	20716.12	5982.88	3467.85	-4046.84	2823.68
1107	649	SX30	SLU_ENV_NL	Max	27979.31	9317.62	3345.61	7908.73	2823.68
1107	649	SX31	SLU_ENV_NL	Max	140622.27	43086.35	-464.08	7908.73	-2182.65
1107	649	SX44	SLU_ENV_NL	Max	121585.10	35710.63	-889.84	-4046.84	-2182.65
1107	649	SX43	SLU_ENV_NL	Min	-70553.99	-21846.98	2919.84	-5381.22	2139.82
1107	649	SX30	SLU_ENV_NL	Min	-64603.18	-17979.23	3321.99	6028.39	2139.82



1107	649	SX31	SLU_ENV_NL	Min	81444.95	25820.61	-1230.29	6028.39	-2877.97
1107	649	SX44	SLU_ENV_NL	Min	55735.89	16112.58	-1084.43	-5381.22	-2877.97
1108	650	SX44	SLU_ENV_NL	Max	125586.35	36861.45	-980.38	6799.69	-2035.25
1108	650	SX31	SLU_ENV_NL	Max	133769.37	41080.04	-483.15	-6264.19	-2035.25
1108	650	SX32	SLU_ENV_NL	Max	-39602.36	-10976.65	-265.72	-6264.19	3514.46
1108	650	SX45	SLU_ENV_NL	Max	-32849.36	-10935.75	-1009.80	6799.69	3514.46
1108	650	SX44	SLU_ENV_NL	Min	64018.33	18740.71	-2259.26	3184.76	-3526.82
1108	650	SX31	SLU_ENV_NL	Min	75138.01	23785.12	-586.65	-9612.78	-3526.82
1108	650	SX32	SLU_ENV_NL	Min	-87732.08	-26113.18	-616.07	-9612.78	2018.54
1108	650	SX45	SLU_ENV_NL	Min	-76220.25	-24158.49	-2041.84	3184.76	2018.54
1109	651	SX47	SLU_ENV_NL	Max	-32851.54	-10936.42	2053.39	-3184.77	3513.58
1109	651	SX34	SLU_ENV_NL	Max	-39603.34	-10976.95	615.94	9618.59	3513.58
1109	651	SX35	SLU_ENV_NL	Max	133771.81	41081.03	586.18	9618.59	-2035.30
1109	651	SX48	SLU_ENV_NL	Max	125587.78	36862.13	2277.65	-3184.77	-2035.30
1109	651	SX47	SLU_ENV_NL	Min	-77069.25	-24419.03	1010.14	-6789.38	2018.59
1109	651	SX34	SLU_ENV_NL	Min	-88606.80	-26373.64	257.96	6264.19	2018.59
1109	651	SX35	SLU_ENV_NL	Min	75140.75	23796.85	482.22	6264.19	-3525.93
1109	651	SX48	SLU_ENV_NL	Min	64036.70	18752.37	980.39	-6789.38	-3525.93
1110	652	SX48	SLU_ENV_NL	Max	121588.03	35711.76	1100.68	5391.33	-2182.71
1110	652	SX35	SLU_ENV_NL	Max	140623.57	43087.00	1231.52	-6028.56	-2182.71
1110	652	SX36	SLU_ENV_NL	Max	27977.03	9316.94	-3345.05	-6028.56	2824.42
1110	652	SX49	SLU_ENV_NL	Max	20715.93	5982.82	-2919.75	5391.33	2824.42
1110	652	SX48	SLU_ENV_NL	Min	55661.53	16096.98	889.38	4046.94	-2879.04
1110	652	SX35	SLU_ENV_NL	Min	81494.05	25845.67	464.08	-7902.84	-2879.04
1110	652	SX36	SLU_ENV_NL	Min	-63687.05	-17687.57	-3359.31	-7902.84	2139.88
1110	652	SX49	SLU_ENV_NL	Min	-69772.53	-21596.23	-3490.16	4046.94	2139.88
1111	653	SX30	SLU_ENV_NL	Max	23559.83	6662.90	2753.10	-612.82	1418.58
1111	653	SX17	SLU_ENV_NL	Max	28344.65	8253.63	1095.13	4854.49	1418.58
1111	653	SX18	SLU_ENV_NL	Max	154641.86	47154.14	-1316.08	4854.49	-764.64
1111	653	SX31	SLU_ENV_NL	Max	144520.64	44004.00	528.20	-612.82	-764.64
1111	653	SX30	SLU_ENV_NL	Min	-71234.04	-22002.63	2566.90	-1823.05	745.68
1111	653	SX17	SLU_ENV_NL	Min	-67972.59	-20029.05	817.59	2907.56	745.68
1111	653	SX18	SLU_ENV_NL	Min	100427.24	31206.10	-1407.31	2907.56	-1446.22
1111	653	SX31	SLU_ENV_NL	Min	87003.53	26269.76	155.69	-1823.05	-1446.22
1112	654	SX31	SLU_ENV_NL	Max	137727.19	41981.07	-790.14	2320.64	-856.72
1112	654	SX18	SLU_ENV_NL	Max	140907.05	43018.58	-126.23	-3713.72	-856.72
1112	654	SX19	SLU_ENV_NL	Max	-47638.18	-13832.59	-23.48	-3713.72	1720.74
1112	654	SX32	SLU_ENV_NL	Max	-43895.89	-12996.73	-657.95	2320.64	1720.74
1112	654	SX31	SLU_ENV_NL	Min	82051.04	24844.86	-951.64	278.27	-1726.60
1112	654	SX18	SLU_ENV_NL	Min	87697.76	27326.40	-630.37	-5714.74	-1726.60
1112	654	SX19	SLU_ENV_NL	Min	-100986.55	-29297.45	-498.17	-5714.74	855.92
1112	654	SX32	SLU_ENV_NL	Min	-94978.12	-28282.94	-848.88	278.27	855.92
1113	655	SX34	SLU_ENV_NL	Max	-43896.79	-12996.99	848.55	-278.29	1721.54
1113	655	SX21	SLU_ENV_NL	Max	-47639.27	-13832.90	517.12	5724.68	1721.54
1113	655	SX22	SLU_ENV_NL	Max	140908.89	43018.66	644.79	5724.68	-856.75
1113	655	SX35	SLU_ENV_NL	Max	137729.31	41981.24	951.38	-278.29	-856.75
1113	655	SX34	SLU_ENV_NL	Min	-95853.00	-28543.71	656.67	-2314.43	855.94
1113	655	SX21	SLU_ENV_NL	Min	-101848.16	-29550.39	24.04	3713.72	855.94
1113	655	SX22	SLU_ENV_NL	Min	87713.08	27324.84	126.87	3713.72	-1727.48
1113	655	SX35	SLU_ENV_NL	Min	82047.02	24833.81	784.34	-2314.43	-1727.48
1114	656	SX35	SLU_ENV_NL	Max	144521.81	44003.87	-159.57	1829.11	-764.66
1114	656	SX22	SLU_ENV_NL	Max	154645.42	47154.74	1407.06	-2907.64	-764.66
1114	656	SX23	SLU_ENV_NL	Max	28344.54	8253.61	-818.54	-2907.64	1417.61
1114	656	SX36	SLU_ENV_NL	Max	23557.44	6662.20	-2597.50	1829.11	1417.61
1114	656	SX35	SLU_ENV_NL	Min	87045.49	26272.17	-527.58	612.83	-1445.50
1114	656	SX22	SLU_ENV_NL	Min	100556.21	31238.96	1328.59	-4844.48	-1445.50
1114	656	SX23	SLU_ENV_NL	Min	-66974.29	-19744.96	-1109.34	-4844.48	745.69
1114	656	SX36	SLU_ENV_NL	Min	-70329.52	-21750.83	-2753.18	612.83	745.69
1119	657	SX395	SLU_ENV_NL	Max	32095.79	10939.13	631.09	1849.35	288.01
1119	657	SX381	SLU_ENV_NL	Max	30902.26	10674.08	1047.00	1237.35	288.01
1119	657	SX382	SLU_ENV_NL	Max	123683.30	37460.48	971.64	1237.35	1309.47
1119	657	SX396	SLU_ENV_NL	Max	121928.03	36845.11	1085.30	1849.35	1309.47
1119	657	SX395	SLU_ENV_NL	Min	9086.40	1635.57	-764.89	-107.48	-1307.65
1119	657	SX381	SLU_ENV_NL	Min	14238.63	3285.14	-1644.35	-4250.88	-1307.65
1119	657	SX382	SLU_ENV_NL	Min	-186465.26	-55582.83	-1190.14	-4250.88	-288.95
1119	657	SX396	SLU_ENV_NL	Min	-178356.02	-53252.56	-840.25	-107.48	-288.95
1120	658	SX396	SLU_ENV_NL	Max	23661.66	7371.54	82.51	644.89	1298.11
1120	658	SX382	SLU_ENV_NL	Max	25685.46	8054.78	259.54	3841.78	1298.11
1120	658	SX383	SLU_ENV_NL	Max	45841.04	13873.25	404.90	3841.78	325.13
1120	658	SX397	SLU_ENV_NL	Max	39744.66	11931.35	63.72	644.89	325.13
1120	658	SX396	SLU_ENV_NL	Min	-85628.18	-25433.01	-81.65	-2209.38	-326.23
1120	658	SX382	SLU_ENV_NL	Min	-92622.51	-27431.20	-1.15	-873.36	-326.23
1120	658	SX383	SLU_ENV_NL	Min	5733.43	2093.91	-156.99	-873.36	-1297.96
1120	658	SX397	SLU_ENV_NL	Min	6688.40	2362.36	-73.33	-2209.38	-1297.96
1121	659	SX399	SLU_ENV_NL	Max	39586.95	11882.77	73.32	2205.96	325.14
1121	659	SX385	SLU_ENV_NL	Max	45722.41	13835.47	156.99	873.36	325.14
1121	659	SX386	SLU_ENV_NL	Max	25686.11	8054.98	1.17	873.36	1297.90
1121	659	SX400	SLU_ENV_NL	Max	23662.39	7371.77	80.40	2205.96	1297.90
1121	659	SX399	SLU_ENV_NL	Min	6688.28	2362.35	-52.48	-644.90	-1297.81
1121	659	SX385	SLU_ENV_NL	Min	5733.25	2093.87	-412.47	-3844.21	-1297.81
1121	659	SX386	SLU_ENV_NL	Min	-93215.08	-27600.66	-279.59	-3844.21	-326.24



Autorità Portuale di Taranto
Interventi per il dragaggio di 2,3 M m³ di sedimenti in area Molo Polisettoriale e per la realizzazione di un primo lotto della cassa di colmata funzionale all'ampliamento del V Sporgente del Porto di Taranto

Allegati alla relazione di calcolo strutturale allineamento "BC"

Data 05/2016
Rev. B
c.d.c.: C296A
514B



1121	659	SX400	SLU_ENV_NL	Min	-86264.12	-25614.21	-82.50	-644.90	-326.24
1122	660	SX400	SLU_ENV_NL	Max	121928.59	36845.28	840.22	107.48	1307.49
1122	660	SX386	SLU_ENV_NL	Max	123684.00	37460.70	1205.19	4235.19	1307.49
1122	660	SX387	SLU_ENV_NL	Max	30902.62	10674.14	1669.05	4235.19	288.01
1122	660	SX401	SLU_ENV_NL	Max	32095.99	10939.14	764.82	107.48	288.01
1122	660	SX400	SLU_ENV_NL	Min	-177331.07	-52935.21	-1121.31	-1855.64	-288.95
1122	660	SX386	SLU_ENV_NL	Min	-185469.07	-55275.94	-971.57	-1237.35	-288.95
1122	660	SX387	SLU_ENV_NL	Min	13454.50	3029.07	-1046.98	-1237.35	-1305.60
1122	660	SX401	SLU_ENV_NL	Min	8339.67	1394.68	-657.45	-1855.64	-1305.60
1140	661	SX239	SLU_ENV_NL	Max	54710.06	15900.27	27757.73	3482.80	3699.47
1140	661	DX239	SLU_ENV_NL	Max	59720.45	17392.37	26301.44	3482.80	3779.19
1140	661	DX226	SLU_ENV_NL	Max	56920.46	17599.90	25551.12	2845.80	3779.19
1140	661	SX226	SLU_ENV_NL	Max	51196.47	15871.69	27007.41	2845.80	3699.47
1140	661	SX239	SLU_ENV_NL	Min	-71473.21	-20917.92	-26644.67	-3560.48	-3780.22
1140	661	DX239	SLU_ENV_NL	Min	-72896.04	-21355.95	-27100.78	-3560.48	-3699.86
1140	661	DX226	SLU_ENV_NL	Min	-67368.48	-20723.40	-25135.80	-2787.82	-3699.86
1140	661	SX226	SLU_ENV_NL	Min	-65036.45	-20034.97	-24679.68	-2787.82	-3780.22
1141	662	SX226	SLU_ENV_NL	Max	49300.83	14163.86	25349.91	4136.30	4518.05
1141	662	DX226	SLU_ENV_NL	Max	54980.49	15852.26	26163.22	4136.30	4518.05
1141	662	DX213	SLU_ENV_NL	Max	46175.03	14494.39	25446.36	3605.71	4630.11
1141	662	SX213	SLU_ENV_NL	Max	41496.14	13075.24	24633.05	3605.71	4518.05
1141	662	SX226	SLU_ENV_NL	Min	-63096.54	-18287.54	-23634.56	-4240.46	-4628.38
1141	662	DX226	SLU_ENV_NL	Min	-65473.01	-19016.14	-22718.73	-4240.46	-4515.71
1141	662	DX213	SLU_ENV_NL	Min	-62239.48	-19297.61	-20669.96	-3519.42	-4515.71
1141	662	SX213	SLU_ENV_NL	Min	-60589.19	-18818.18	-21585.79	-3519.42	-4628.38
1142	663	SX213	SLU_ENV_NL	Max	39347.40	11139.87	25944.03	4329.96	4795.23
1142	663	DX213	SLU_ENV_NL	Max	43972.65	12510.67	24964.31	4329.96	4915.79
1142	663	DX200	SLU_ENV_NL	Max	41176.73	13034.14	20928.81	3895.52	4915.79
1142	663	SX200	SLU_ENV_NL	Max	35930.83	11443.60	21908.54	3895.52	4795.23
1142	663	SX213	SLU_ENV_NL	Min	-58386.63	-16833.85	-20836.40	-4439.54	-4919.59
1142	663	DX213	SLU_ENV_NL	Min	-60090.52	-17361.52	-19556.99	-4439.54	-4800.03
1142	663	DX200	SLU_ENV_NL	Min	-51782.77	-16200.46	-13998.92	-3801.61	-4800.03
1142	663	SX200	SLU_ENV_NL	Min	-49164.83	-15431.59	-15278.32	-3801.61	-4919.59
1143	664	SX200	SLU_ENV_NL	Max	33539.00	9290.39	12775.15	4937.46	5568.50
1143	664	DX200	SLU_ENV_NL	Max	38721.43	10823.54	17645.43	4937.46	5723.69
1143	664	DX187	SLU_ENV_NL	Max	34100.73	11023.11	33582.97	4632.20	5723.69
1143	664	SX187	SLU_ENV_NL	Max	33223.52	10738.36	28712.69	4632.20	5568.50
1143	664	SX200	SLU_ENV_NL	Min	-46708.55	-13217.76	-9714.75	-5075.05	-5730.86
1143	664	DX200	SLU_ENV_NL	Min	-49389.78	-14043.42	-4593.04	-5075.05	-5576.75
1143	664	DX187	SLU_ENV_NL	Min	-36087.03	-11599.63	-18335.81	-4507.67	-5576.75
1143	664	SX187	SLU_ENV_NL	Min	-37333.09	-11994.74	-23457.52	-4507.67	-5730.86
1146	665	SX239	SLU_ENV_NL	Max	56322.64	17352.91	26746.28	2455.43	3290.51
1146	665	SX252	SLU_ENV_NL	Max	62211.44	18207.31	27059.43	3169.12	3290.51
1146	665	DX252	SLU_ENV_NL	Max	67774.48	19866.68	27939.74	3169.12	3359.34
1146	665	DX239	SLU_ENV_NL	Max	61367.34	18875.87	27626.59	2455.43	3359.34
1146	665	SX239	SLU_ENV_NL	Min	-73120.15	-22401.58	-28527.51	-2407.71	-3358.85
1146	665	SX252	SLU_ENV_NL	Min	-74921.88	-22011.03	-29774.20	-3237.96	-3358.85
1146	665	DX252	SLU_ENV_NL	Min	-76660.65	-22542.18	-28688.35	-3237.96	-3290.14
1146	665	DX239	SLU_ENV_NL	Min	-74508.63	-22808.61	-27441.66	-2407.71	-3290.14
1147	666	SX252	SLU_ENV_NL	Max	63558.00	19420.55	28059.84	1774.98	2547.01
1147	666	SX265	SLU_ENV_NL	Max	66577.41	19620.07	26870.14	2566.18	2547.01
1147	666	DX265	SLU_ENV_NL	Max	72123.88	21278.24	25473.54	2566.18	2589.50
1147	666	DX252	SLU_ENV_NL	Max	69146.84	21102.97	26663.24	1774.98	2589.50
1147	666	SX252	SLU_ENV_NL	Min	-76294.21	-23247.20	-29111.67	-1749.30	-2589.55
1147	666	SX265	SLU_ENV_NL	Min	-79645.37	-23534.68	-28650.51	-2614.04	-2589.55
1147	666	DX265	SLU_ENV_NL	Min	-81209.78	-24010.25	-30311.66	-2614.04	-2545.26
1147	666	DX252	SLU_ENV_NL	Min	-78007.02	-23754.79	-30772.82	-1749.30	-2545.26
1148	667	SX265	SLU_ENV_NL	Max	67650.16	20586.82	23498.81	1367.24	2104.13
1148	667	SX278	SLU_ENV_NL	Max	72039.51	21320.08	23116.73	2212.87	2104.13
1148	667	DX278	SLU_ENV_NL	Max	77897.04	23073.20	23795.71	2212.87	2134.90
1148	667	DX265	SLU_ENV_NL	Max	73213.80	22260.06	24177.80	1367.24	2134.90
1148	667	SX265	SLU_ENV_NL	Min	-80735.30	-24516.50	-27302.91	-1351.81	-2134.87
1148	667	SX278	SLU_ENV_NL	Min	-81269.23	-24084.86	-27274.20	-2251.21	-2134.87
1148	667	DX278	SLU_ENV_NL	Min	-83032.50	-24618.49	-27727.45	-2251.21	-2102.20
1148	667	DX265	SLU_ENV_NL	Min	-82282.20	-24975.92	-27756.15	-1351.81	-2102.20
1149	668	SX278	SLU_ENV_NL	Max	57436.91	17437.77	26341.92	1529.95	2136.42
1149	668	SX291	SLU_ENV_NL	Max	60638.99	17985.00	26426.24	2100.79	2136.42
1149	668	DX291	SLU_ENV_NL	Max	65064.37	19310.66	25030.13	2100.79	2157.61
1149	668	DX278	SLU_ENV_NL	Max	63525.03	19266.16	24945.82	1529.95	2157.61
1149	668	SX278	SLU_ENV_NL	Min	-65465.92	-19848.36	-29061.62	-1518.97	-2157.35
1149	668	SX291	SLU_ENV_NL	Min	-70212.68	-20855.22	-29254.53	-2126.80	-2157.35
1149	668	DX291	SLU_ENV_NL	Min	-71277.85	-21177.04	-31269.54	-2126.80	-2134.89
1149	668	DX278	SLU_ENV_NL	Min	-68257.41	-20683.54	-31076.64	-1518.97	-2134.89
1150	669	SX291	SLU_ENV_NL	Max	61416.24	18611.61	23239.67	1335.52	1931.38
1150	669	SX304	SLU_ENV_NL	Max	65860.24	19571.33	21214.14	1944.65	1931.38
1150	669	DX304	SLU_ENV_NL	Max	69825.13	20759.08	21561.60	1944.65	1948.51
1150	669	DX291	SLU_ENV_NL	Max	65848.95	19943.15	23587.14	1335.52	1948.51
1150	669	SX291	SLU_ENV_NL	Min	-70997.18	-21487.45	-27919.33	-1329.04	-1947.84
1150	669	SX304	SLU_ENV_NL	Min	-72697.26	-21620.88	-25684.08	-1966.47	-1947.84
1150	669	DX304	SLU_ENV_NL	Min	-73238.59	-21784.79	-25234.84	-1966.47	-1931.57
1150	669	DX291	SLU_ENV_NL	Min	-72054.98	-21803.28	-27470.09	-1329.04	-1931.57



Autorità Portuale di Taranto
Interventi per il dragaggio di 2,3 M m³ di sedimenti in area Molo Polisettoriale e per la realizzazione di un primo lotto della cassa di colmata funzionale all'ampliamento del V Sporgente del Porto di Taranto

Allegati alla relazione di calcolo strutturale allineamento "BC"

Data 05/2016
Rev. B
c.d.c.: C296A
514B



1151	670	SX304	SLU_ENV_NL	Max	66517.74	20101.22	20504.69	954.78	1509.23
1151	670	SX317	SLU_ENV_NL	Max	68480.36	20398.21	18763.84	1601.31	1509.23
1151	670	DX317	SLU_ENV_NL	Max	71974.85	21445.83	17472.62	1601.31	1516.07
1151	670	DX304	SLU_ENV_NL	Max	70487.12	21292.76	19213.46	954.78	1516.07
1151	670	SX304	SLU_ENV_NL	Min	-73359.16	-22154.28	-23433.48	-957.13	-1515.68
1151	670	SX317	SLU_ENV_NL	Min	-76288.14	-22739.91	-21406.32	-1614.51	-1515.68
1151	670	DX317	SLU_ENV_NL	Min	-76331.59	-22753.45	-22005.11	-1614.51	-1509.72
1151	670	DX304	SLU_ENV_NL	Min	-73896.14	-22314.86	-24032.27	-957.13	-1509.72
1152	671	SX317	SLU_ENV_NL	Max	69022.47	20835.04	16375.34	786.63	1327.37
1152	671	SX330	SLU_ENV_NL	Max	71894.81	21440.14	14783.80	1459.06	1327.37
1152	671	DX330	SLU_ENV_NL	Max	74781.19	22305.60	15280.09	1459.06	1331.47
1152	671	DX317	SLU_ENV_NL	Max	72518.96	21884.44	16871.64	786.63	1331.47
1152	671	SX317	SLU_ENV_NL	Min	-76832.21	-23178.39	-20126.45	-791.31	-1331.38
1152	671	SX330	SLU_ENV_NL	Min	-78449.26	-23406.05	-18059.13	-1470.02	-1331.38
1152	671	DX330	SLU_ENV_NL	Min	-77869.93	-23232.51	-17402.17	-1470.02	-1328.06
1152	671	DX317	SLU_ENV_NL	Min	-76873.79	-23190.61	-19469.50	-791.31	-1328.06
1153	672	SX330	SLU_ENV_NL	Max	72340.13	21798.98	14493.92	497.73	1002.77
1153	672	SX343	SLU_ENV_NL	Max	73927.88	22081.42	12815.43	1193.49	1002.77
1153	672	DX343	SLU_ENV_NL	Max	77156.16	23049.76	11028.28	1193.49	1002.78
1153	672	DX330	SLU_ENV_NL	Max	75227.14	22665.23	12706.76	497.73	1002.78
1153	672	SX330	SLU_ENV_NL	Min	-78895.07	-23765.20	-15573.64	-506.38	-1001.13
1153	672	SX343	SLU_ENV_NL	Min	-79885.37	-23868.93	-13425.15	-1200.50	-1001.13
1153	672	DX343	SLU_ENV_NL	Min	-79649.74	-23797.90	-13944.67	-1200.50	-1003.08
1153	672	DX330	SLU_ENV_NL	Min	-78315.33	-23591.62	-16093.16	-506.38	-1003.08
1154	673	SX343	SLU_ENV_NL	Max	74279.79	22364.97	10167.51	350.15	838.55
1154	673	SX356	SLU_ENV_NL	Max	75881.82	22683.52	7777.70	1062.14	838.55
1154	673	DX356	SLU_ENV_NL	Max	76431.96	22848.65	8398.01	1062.14	836.89
1154	673	DX343	SLU_ENV_NL	Max	77507.60	23333.21	10787.82	350.15	836.89
1154	673	SX343	SLU_ENV_NL	Min	-80236.67	-24151.90	-12041.46	-359.73	-836.75
1154	673	SX356	SLU_ENV_NL	Min	-83750.48	-25044.25	-10070.41	-1068.19	-836.75
1154	673	DX356	SLU_ENV_NL	Min	-80843.96	-24171.98	-9527.40	-1068.19	-839.26
1154	673	DX343	SLU_ENV_NL	Min	-80001.73	-24081.73	-11498.44	-359.73	-839.26
1155	674	SX356	SLU_ENV_NL	Max	76154.97	22903.59	5445.95	132.24	590.62
1155	674	SX369	SLU_ENV_NL	Max	76969.96	23033.89	3327.12	857.75	590.62
1155	674	DX369	SLU_ENV_NL	Max	79850.51	23898.48	2895.09	857.75	586.43
1155	674	DX356	SLU_ENV_NL	Max	76703.96	23067.86	5013.92	132.24	586.43
1155	674	SX356	SLU_ENV_NL	Min	-84022.51	-25263.54	-7993.63	-143.46	-586.89
1155	674	SX369	SLU_ENV_NL	Min	-82585.27	-24718.80	-6270.92	-862.10	-586.89
1155	674	DX369	SLU_ENV_NL	Min	-82023.31	-24549.85	-6640.62	-862.10	-590.81
1155	674	DX356	SLU_ENV_NL	Min	-81117.18	-24392.30	-8363.33	-143.46	-590.81
1156	675	SX369	SLU_ENV_NL	Max	77165.84	23191.67	1617.50	-4.25	434.15
1156	675	SX382	SLU_ENV_NL	Max	77964.79	23347.51	941.78	729.64	434.15
1156	675	DX382	SLU_ENV_NL	Max	80027.91	23966.95	2310.67	729.64	429.71
1156	675	DX369	SLU_ENV_NL	Max	80044.80	24054.86	2986.39	-4.25	429.71
1156	675	SX369	SLU_ENV_NL	Min	-82779.75	-24875.78	-5362.40	-6.84	-431.46
1156	675	SX382	SLU_ENV_NL	Min	-84051.21	-25173.51	-4001.87	-734.06	-431.46
1156	675	DX382	SLU_ENV_NL	Min	-82686.35	-24763.79	-3526.44	-734.06	-434.90
1156	675	DX369	SLU_ENV_NL	Min	-82219.26	-24707.89	-4886.97	-6.84	-434.90
1157	676	SX382	SLU_ENV_NL	Max	78094.23	23451.75	1559.94	158.26	242.94
1157	676	SX396	SLU_ENV_NL	Max	78560.67	23544.72	1130.99	570.17	242.94
1157	676	DX395	SLU_ENV_NL	Max	80412.45	24100.38	766.11	570.17	241.18
1157	676	DX382	SLU_ENV_NL	Max	80156.18	24070.21	1195.06	158.26	241.18
1157	676	SX382	SLU_ENV_NL	Min	-84179.59	-25277.12	-2690.63	-167.74	-240.75
1157	676	SX396	SLU_ENV_NL	Min	-84625.41	-25364.37	-1623.82	-576.16	-240.75
1157	676	DX395	SLU_ENV_NL	Min	-83057.49	-24893.73	-1743.70	-576.16	-243.10
1157	676	DX382	SLU_ENV_NL	Min	-82815.85	-24868.28	-2810.51	-167.74	-243.10
1158	677	SX396	SLU_ENV_NL	Max	78622.32	23594.32	522.94	297.95	79.43
1158	677	SX409	SLU_ENV_NL	Max	78815.04	23636.88	-88.06	433.17	79.43
1158	677	DX408	SLU_ENV_NL	Max	80558.69	24160.07	206.87	433.17	78.27
1158	677	DX395	SLU_ENV_NL	Max	80473.49	24149.58	817.87	297.95	78.27
1158	677	SX396	SLU_ENV_NL	Min	-84686.45	-25413.58	-1188.66	-306.77	-78.69
1158	677	SX409	SLU_ENV_NL	Min	-84829.91	-25441.33	-378.47	-439.78	-78.69
1158	677	DX408	SLU_ENV_NL	Min	-83158.94	-24939.88	2.62	-439.78	-80.13
1158	677	DX395	SLU_ENV_NL	Min	-83119.21	-24943.57	-807.57	-306.77	-80.13
1177	678	SX243	SLU_ENV_NL	Max	53341.32	15497.05	26675.00	3560.49	3646.06
1177	678	SX230	SLU_ENV_NL	Max	49991.11	15502.68	24709.53	2747.94	3646.06
1177	678	DX230	SLU_ENV_NL	Max	56920.08	17599.79	25169.54	2747.94	3779.21
1177	678	DX243	SLU_ENV_NL	Max	59720.10	17392.27	27135.01	3560.49	3779.21
1177	678	SX243	SLU_ENV_NL	Min	-71473.12	-20917.90	-27757.86	-3432.23	-3780.24
1177	678	SX230	SLU_ENV_NL	Min	-65036.36	-20034.95	-27007.55	-2845.82	-3780.24
1177	678	DX230	SLU_ENV_NL	Min	-66746.05	-20529.29	-25551.12	-2845.82	-3646.54
1177	678	DX243	SLU_ENV_NL	Min	-72306.58	-21186.50	-26301.44	-3432.23	-3646.54
1178	679	SX230	SLU_ENV_NL	Max	48123.66	13820.26	23720.10	4240.48	4449.21
1178	679	SX217	SLU_ENV_NL	Max	40383.66	12731.94	21672.77	3465.89	4449.21
1178	679	DX217	SLU_ENV_NL	Max	46174.52	14494.24	20647.78	3465.89	4630.13
1178	679	DX230	SLU_ENV_NL	Max	54980.09	15852.14	22695.10	4240.48	4630.13
1178	679	SX230	SLU_ENV_NL	Min	-63096.44	-18287.51	-25349.95	-4073.24	-4628.40
1178	679	SX217	SLU_ENV_NL	Min	-60589.14	-18818.17	-24633.08	-3605.73	-4628.40
1178	679	DX217	SLU_ENV_NL	Min	-61748.64	-19140.83	-25446.46	-3605.73	-4446.96
1178	679	DX230	SLU_ENV_NL	Min	-64878.76	-18847.39	-26163.33	-4073.24	-4446.96
1179	680	SX217	SLU_ENV_NL	Max	38268.02	10826.42	20871.38	4439.58	4720.51



Autorità Portuale di Taranto
Interventi per il dragaggio di 2,3 M³ di sedimenti in area Molo Polisettoriale e per la realizzazione di un primo lotto della cassa di colmata funzionale all'ampliamento del V Sporgente del Porto di Taranto

Allegati alla relazione di calcolo strutturale allineamento "BC"

Data 05/2016
Rev. B
c.d.c.: C296A
514B

1179	680	SX204	SLU_ENV_NL	Max	35090.61	11181.17	15294.74	3742.43	4720.51
1179	680	DX204	SLU_ENV_NL	Max	41176.18	13033.98	14018.37	3742.43	4915.83
1179	680	DX217	SLU_ENV_NL	Max	43972.12	12510.51	19595.01	4439.58	4915.83
1179	680	SX217	SLU_ENV_NL	Min	-58386.56	-16833.82	-25944.16	-4262.62	-4919.63
1179	680	SX204	SLU_ENV_NL	Min	-49164.69	-15431.56	-21908.73	-3895.56	-4919.63
1179	680	DX204	SLU_ENV_NL	Min	-51268.27	-16035.79	-20928.84	-3895.56	-4725.45
1179	680	DX217	SLU_ENV_NL	Min	-59632.76	-17234.52	-24964.28	-4262.62	-4725.45
1180	681	SX204	SLU_ENV_NL	Max	32736.77	9062.25	9823.44	5075.09	5478.34
1180	681	SX191	SLU_ENV_NL	Max	32675.58	10561.46	23688.23	4434.75	5478.34
1180	681	DX191	SLU_ENV_NL	Max	34100.20	11022.96	18297.36	4434.75	5723.75
1180	681	DX204	SLU_ENV_NL	Max	38720.85	10823.36	4432.57	5075.09	5723.75
1180	681	SX204	SLU_ENV_NL	Min	-46708.40	-13217.70	-12775.29	-4857.94	-5730.91
1180	681	SX191	SLU_ENV_NL	Min	-37332.76	-11994.64	-28712.41	-4632.25	-5730.91
1180	681	DX191	SLU_ENV_NL	Min	-35575.96	-11433.90	-33582.92	-4632.25	-5487.04
1180	681	DX204	SLU_ENV_NL	Min	-48913.22	-13912.85	-17645.79	-4857.94	-5487.04
1185	682	SX413	SLU_ENV_NL	Max	77280.20	23176.52	400.45	439.78	78.56
1185	682	SX400	SLU_ENV_NL	Max	77137.62	23148.82	1214.58	306.76	78.56
1185	682	DX399	SLU_ENV_NL	Max	80473.38	24149.55	788.09	306.76	78.27
1185	682	DX412	SLU_ENV_NL	Max	80558.61	24160.05	-26.04	439.78	78.27
1185	682	SX413	SLU_ENV_NL	Min	-84829.82	-25441.30	88.05	-427.41	-78.69
1185	682	SX400	SLU_ENV_NL	Min	-84686.38	-25413.55	-522.95	-293.59	-78.69
1185	682	DX399	SLU_ENV_NL	Min	-82366.96	-24717.82	-817.86	-293.59	-79.35
1185	682	DX412	SLU_ENV_NL	Min	-82454.43	-24728.60	-206.86	-427.41	-79.35
1186	683	SX400	SLU_ENV_NL	Max	77076.43	23099.60	1617.49	576.16	241.39
1186	683	SX386	SLU_ENV_NL	Max	76589.09	23000.06	2681.60	167.73	241.39
1186	683	DX386	SLU_ENV_NL	Max	80156.10	24070.18	2828.02	167.73	241.18
1186	683	DX399	SLU_ENV_NL	Max	80412.34	24100.35	1763.91	576.16	241.18
1186	683	SX400	SLU_ENV_NL	Min	-84625.33	-25364.35	-1130.98	-563.79	-240.76
1186	683	SX386	SLU_ENV_NL	Min	-84179.47	-25277.09	-1559.93	-154.55	-240.76
1186	683	DX386	SLU_ENV_NL	Min	-82089.54	-24650.23	-1195.08	-154.55	-241.51
1186	683	DX399	SLU_ENV_NL	Min	-82305.70	-24668.35	-766.13	-563.79	-241.51
1187	684	SX386	SLU_ENV_NL	Max	76460.65	22896.63	4020.01	734.07	430.47
1187	684	SX373	SLU_ENV_NL	Max	75671.13	22742.90	5378.38	8.75	430.47
1187	684	DX373	SLU_ENV_NL	Max	80044.59	24054.80	4887.22	8.75	429.72
1187	684	DX386	SLU_ENV_NL	Max	80027.83	23966.93	3528.86	734.07	429.72
1187	684	SX386	SLU_ENV_NL	Min	-84051.08	-25173.47	-941.84	-721.51	-431.47
1187	684	SX373	SLU_ENV_NL	Min	-82779.73	-24875.77	-1617.56	4.25	-431.47
1187	684	DX373	SLU_ENV_NL	Min	-81495.22	-24490.32	-2986.36	4.25	-431.23
1187	684	DX386	SLU_ENV_NL	Min	-81961.04	-24546.55	-2310.64	-721.51	-431.23
1188	685	SX373	SLU_ENV_NL	Max	75476.81	22586.38	6277.13	862.11	586.14
1188	685	SX360	SLU_ENV_NL	Max	74669.03	22457.37	7998.08	144.65	586.14
1188	685	DX360	SLU_ENV_NL	Max	76703.67	23067.77	8382.41	144.65	586.44
1188	685	DX373	SLU_ENV_NL	Max	79850.29	23898.42	6661.46	862.11	586.44
1188	685	SX373	SLU_ENV_NL	Min	-82585.25	-24718.79	-3327.17	-848.95	-586.90
1188	685	SX360	SLU_ENV_NL	Min	-84022.53	-25263.55	-5446.00	-132.25	-586.90
1188	685	DX360	SLU_ENV_NL	Min	-80400.58	-24176.88	-5013.90	-132.25	-586.31
1188	685	DX373	SLU_ENV_NL	Min	-81300.83	-24333.54	-2895.07	-848.95	-586.31
1189	686	SX360	SLU_ENV_NL	Max	74398.18	22239.15	10094.55	1068.19	831.01
1189	686	SX347	SLU_ENV_NL	Max	72795.78	21919.03	12063.16	358.28	831.01
1189	686	DX347	SLU_ENV_NL	Max	77507.36	23333.14	11506.85	358.28	836.89
1189	686	DX360	SLU_ENV_NL	Max	76431.67	22848.57	9538.24	1068.19	836.89
1189	686	SX360	SLU_ENV_NL	Min	-83750.51	-25044.25	-7777.69	-1050.81	-836.75
1189	686	SX347	SLU_ENV_NL	Min	-80236.63	-24151.89	-10167.50	-350.15	-836.75
1189	686	DX347	SLU_ENV_NL	Min	-79309.76	-23873.41	-10787.88	-350.15	-831.72
1189	686	DX360	SLU_ENV_NL	Min	-80129.65	-23958.42	-8398.07	-1050.81	-831.72
1190	687	SX347	SLU_ENV_NL	Max	72446.98	21638.00	13441.40	1200.50	994.03
1190	687	SX334	SLU_ENV_NL	Max	70891.27	21363.47	15588.13	503.84	994.03
1190	687	DX334	SLU_ENV_NL	Max	75226.98	22665.19	16115.76	503.84	1002.78
1190	687	DX347	SLU_ENV_NL	Max	77155.92	23049.68	13969.03	1200.50	1002.78
1190	687	SX347	SLU_ENV_NL	Min	-79885.33	-23868.92	-12815.44	-1181.21	-1001.13
1190	687	SX334	SLU_ENV_NL	Min	-78894.94	-23765.16	-14493.93	-497.73	-1001.13
1190	687	DX334	SLU_ENV_NL	Min	-77619.91	-23382.14	-12706.81	-497.73	-994.34
1190	687	DX347	SLU_ENV_NL	Min	-78960.88	-23592.09	-11028.32	-1181.21	-994.34
1191	688	SX334	SLU_ENV_NL	Max	70450.14	21008.02	18095.10	1470.02	1314.16
1191	688	SX321	SLU_ENV_NL	Max	67583.03	20401.93	20160.27	784.89	1314.16
1191	688	DX321	SLU_ENV_NL	Max	72518.82	21884.40	19479.16	784.89	1331.47
1191	688	DX334	SLU_ENV_NL	Max	74781.03	22305.55	17413.99	1470.02	1331.47
1191	688	SX334	SLU_ENV_NL	Min	-78449.13	-23406.01	-14783.79	-1443.08	-1331.38
1191	688	SX321	SLU_ENV_NL	Min	-76832.05	-23178.35	-16375.34	-786.64	-1331.38
1191	688	DX321	SLU_ENV_NL	Min	-76215.84	-22991.95	-16871.71	-786.64	-1314.85
1191	688	DX334	SLU_ENV_NL	Min	-77178.70	-23026.42	-15280.16	-1443.08	-1314.85
1192	689	SX321	SLU_ENV_NL	Max	67046.33	19969.46	21433.55	1614.51	1494.17
1192	689	SX308	SLU_ENV_NL	Max	65150.69	19689.65	23459.51	949.04	1494.17
1192	689	DX308	SLU_ENV_NL	Max	70486.96	21292.72	24055.97	949.04	1516.08
1192	689	DX321	SLU_ENV_NL	Max	71974.71	21445.79	22030.02	1614.51	1516.08
1192	689	SX321	SLU_ENV_NL	Min	-76287.98	-22739.86	-18763.93	-1583.90	-1515.69
1192	689	SX308	SLU_ENV_NL	Min	-73359.01	-22154.24	-20504.78	-954.78	-1515.69
1192	689	DX308	SLU_ENV_NL	Min	-73220.44	-22110.70	-19213.45	-954.78	-1494.69
1192	689	DX321	SLU_ENV_NL	Min	-75679.03	-22559.14	-17472.61	-1583.90	-1494.69
1193	690	SX308	SLU_ENV_NL	Max	64500.16	19165.37	25725.93	1966.47	1910.00
1193	690	SX295	SLU_ENV_NL	Max	60055.87	18201.44	27959.57	1315.43	1910.00



1193	690	DX295	SLU_ENV_NL	Max	65848.88	19943.13	27485.03	1315.43	1948.51
1193	690	DX308	SLU_ENV_NL	Max	69824.97	20759.03	25251.39	1966.47	1948.51
1193	690	SX308	SLU_ENV_NL	Min	-72697.11	-21620.84	-21214.10	-1922.01	-1947.84
1193	690	SX295	SLU_ENV_NL	Min	-70996.95	-21487.38	-23239.64	-1335.52	-1947.84
1193	690	DX295	SLU_ENV_NL	Min	-71448.83	-21619.37	-23587.26	-1335.52	-1910.18
1193	690	DX308	SLU_ENV_NL	Min	-72569.85	-21586.23	-21561.73	-1922.01	-1910.18
1194	691	SX295	SLU_ENV_NL	Max	59287.30	17581.81	29277.27	2126.80	2112.46
1194	691	SX282	SLU_ENV_NL	Max	56159.39	17052.20	29080.19	1502.99	2112.46
1194	691	DX282	SLU_ENV_NL	Max	63524.90	19266.12	31114.64	1502.99	2157.61
1194	691	DX295	SLU_ENV_NL	Max	65064.29	19310.64	31311.72	2126.80	2157.61
1194	691	SX295	SLU_ENV_NL	Min	-70212.44	-20855.15	-26426.36	-2076.16	-2157.35
1194	691	SX282	SLU_ENV_NL	Min	-65465.74	-19848.31	-26342.04	-1529.95	-2157.35
1194	691	DX282	SLU_ENV_NL	Min	-67655.55	-20500.67	-24945.80	-1529.95	-2110.94
1194	691	DX295	SLU_ENV_NL	Min	-70680.36	-21000.11	-25030.11	-2076.16	-2110.94
1195	692	SX282	SLU_ENV_NL	Max	70447.72	20846.18	27325.42	2251.21	2077.93
1195	692	SX269	SLU_ENV_NL	Max	66073.18	20110.10	27351.87	1336.09	2077.93
1195	692	DX269	SLU_ENV_NL	Max	73213.62	22260.00	27758.77	1336.09	2134.90
1195	692	DX282	SLU_ENV_NL	Max	77896.87	23073.15	27732.32	2251.21	2134.90
1195	692	SX282	SLU_ENV_NL	Min	-81269.01	-24084.79	-23116.73	-2184.22	-2134.87
1195	692	SX269	SLU_ENV_NL	Min	-80735.09	-24516.44	-23498.82	-1367.24	-2134.87
1195	692	DX269	SLU_ENV_NL	Min	-81598.27	-24767.11	-24177.89	-1367.24	-2076.03
1195	692	DX282	SLU_ENV_NL	Min	-82299.40	-24402.19	-23795.80	-2184.22	-2076.03
1196	693	SX269	SLU_ENV_NL	Max	65014.06	19155.64	28677.01	2614.05	2514.08
1196	693	SX256	SLU_ENV_NL	Max	62091.38	18976.00	29135.39	1727.60	2514.08
1196	693	DX256	SLU_ENV_NL	Max	69146.55	21102.89	30806.36	1727.60	2589.50
1196	693	DX269	SLU_ENV_NL	Max	72123.70	21278.19	30347.99	2614.05	2589.50
1196	693	SX269	SLU_ENV_NL	Min	-79645.17	-23534.61	-26870.28	-2532.10	-2589.55
1196	693	SX256	SLU_ENV_NL	Min	-76294.10	-23247.17	-28059.98	-1774.98	-2589.55
1196	693	DX256	SLU_ENV_NL	Min	-77320.42	-23544.25	-26663.20	-1774.98	-2512.36
1196	693	DX269	SLU_ENV_NL	Min	-80539.48	-23813.72	-25473.50	-2532.10	-2512.36
1197	694	SX256	SLU_ENV_NL	Max	60763.05	17779.20	29853.27	3237.96	3244.36
1197	694	SX243	SLU_ENV_NL	Max	54930.95	16929.00	28604.76	2374.45	3244.36
1197	694	DX243	SLU_ENV_NL	Max	61367.00	18875.77	27426.01	2374.45	3359.35
1197	694	DX256	SLU_ENV_NL	Max	67774.19	19866.59	28674.51	3237.96	3359.35
1197	694	SX256	SLU_ENV_NL	Min	-74921.77	-22011.00	-27059.44	-3124.23	-3358.86
1197	694	SX243	SLU_ENV_NL	Min	-73120.07	-22401.56	-26746.29	-2455.44	-3358.86
1197	694	DX243	SLU_ENV_NL	Min	-73896.23	-22618.51	-27626.70	-2455.44	-3244.09
1197	694	DX256	SLU_ENV_NL	Min	-75992.27	-22348.04	-27939.85	-3124.23	-3244.09
1202	695	SX85	SLU_ENV_NL	Max	-3596.37	-1078.91	-1073.49	22.76	-1.457E-03
1202	695	SX72	SLU_ENV_NL	Max	503.11	150.93	-1569.83	1.45	-1.457E-03
1202	695	DX72	SLU_ENV_NL	Max	502.45	150.74	-588.63	1.45	12.57
1202	695	DX85	SLU_ENV_NL	Max	-2367.78	-712.08	-92.29	22.76	12.57
1202	695	SX85	SLU_ENV_NL	Min	-6670.61	-1999.44	-19132.99	-7.214E-04	-12.57
1202	695	SX72	SLU_ENV_NL	Min	-5156.67	-1548.74	-16401.93	-2.973E-03	-12.57
1202	695	DX72	SLU_ENV_NL	Min	-884.56	-263.62	-17521.74	-2.973E-03	1.200E-03
1202	695	DX85	SLU_ENV_NL	Min	-3597.02	-1079.11	-20252.80	-7.214E-04	1.200E-03
1203	696	SX72	SLU_ENV_NL	Max	503.11	150.93	-2021.66	20.05	-1.517E-03
1203	696	SX59	SLU_ENV_NL	Max	-34.20	-10.26	-2192.22	3.95	-1.517E-03
1203	696	DX59	SLU_ENV_NL	Max	-34.86	-10.46	-425.03	3.95	9.49
1203	696	DX72	SLU_ENV_NL	Max	502.45	150.74	-254.47	20.05	9.49
1203	696	SX72	SLU_ENV_NL	Min	-5151.58	-1544.16	-14542.88	-5.320E-04	-9.50
1203	696	SX59	SLU_ENV_NL	Min	-5682.59	-1706.10	-12402.38	-3.190E-03	-9.50
1203	696	DX59	SLU_ENV_NL	Min	-1443.87	-431.85	-11929.09	-3.190E-03	1.620E-03
1203	696	DX72	SLU_ENV_NL	Min	-889.65	-268.21	-14069.60	-5.320E-04	1.620E-03
1204	697	SX59	SLU_ENV_NL	Max	-34.20	-10.26	-2591.90	17.69	-1.181E-03
1204	697	SX46	SLU_ENV_NL	Max	237.38	71.21	-2917.99	6.16	-1.181E-03
1204	697	DX46	SLU_ENV_NL	Max	236.72	71.02	-308.55	6.16	6.80
1204	697	DX59	SLU_ENV_NL	Max	-34.86	-10.46	17.54	17.69	6.80
1204	697	SX59	SLU_ENV_NL	Min	-5678.83	-1702.71	-11544.20	-8.972E-04	-6.80
1204	697	SX46	SLU_ENV_NL	Min	-4245.16	-1274.49	-9630.94	-2.851E-03	-6.80
1204	697	DX46	SLU_ENV_NL	Min	-30.58	-8.23	-7877.75	-2.851E-03	1.124E-03
1204	697	DX59	SLU_ENV_NL	Min	-1447.63	-435.23	-9791.01	-8.972E-04	1.124E-03
1205	698	SX46	SLU_ENV_NL	Max	237.38	71.22	-4267.80	15.24	-7.927E-04
1205	698	SX33	SLU_ENV_NL	Max	-5249.40	-1574.82	-4348.26	8.50	-7.927E-04
1205	698	DX33	SLU_ENV_NL	Max	-5250.07	-1575.02	59.03	8.50	3.98
1205	698	DX46	SLU_ENV_NL	Max	236.72	71.02	139.49	15.24	3.98
1205	698	SX46	SLU_ENV_NL	Min	-4242.67	-1272.25	-8424.59	-1.139E-03	-3.98
1205	698	SX33	SLU_ENV_NL	Min	-12139.33	-3642.35	-6012.52	-2.628E-03	-3.98
1205	698	DX33	SLU_ENV_NL	Min	-7939.45	-2381.28	-2690.36	-2.628E-03	9.649E-04
1205	698	DX46	SLU_ENV_NL	Min	-33.07	-10.47	-5102.42	-1.139E-03	9.649E-04
1206	699	SX33	SLU_ENV_NL	Max	-5249.40	-1574.82	-2303.63	12.99	-5.141E-04
1206	699	SX20	SLU_ENV_NL	Max	-7728.10	-2318.43	-1277.66	10.70	-5.141E-04
1206	699	DX20	SLU_ENV_NL	Max	-7728.77	-2318.63	424.98	10.70	1.36
1206	699	DX33	SLU_ENV_NL	Max	-5250.07	-1575.02	-600.98	12.99	1.36
1206	699	SX33	SLU_ENV_NL	Min	-12138.10	-3641.24	-2569.57	-1.366E-03	-1.34
1206	699	SX20	SLU_ENV_NL	Min	-13241.23	-3972.55	-2052.50	-2.415E-03	-1.34
1206	699	DX20	SLU_ENV_NL	Min	-9047.12	-2713.95	-195.68	-2.415E-03	7.238E-04
1206	699	DX33	SLU_ENV_NL	Min	-7940.68	-2382.40	-712.75	-1.366E-03	7.238E-04
1208	700	SX163	SLU_ENV_NL	Max	-2240.64	-672.19	6812.02	46.78	-1.489E-03
1208	700	SX150	SLU_ENV_NL	Max	-2160.18	-648.06	7181.97	-2.974E-03	-1.489E-03
1208	700	DX150	SLU_ENV_NL	Max	-707.25	-206.73	13225.27	-2.974E-03	39.33



Autorità Portuale di Taranto
Interventi per il dragaggio di 2,3 M³ di sedimenti in area Molo Polisettoriale e per la realizzazione di un primo lotto della cassa di colmata funzionale all'ampliamento del V Sporgente del Porto di Taranto

Allegati alla relazione di calcolo strutturale allineamento "BC"

Data 05/2016
Rev. B
c.d.c.: C296A
514B



1208	700	DX163	SLU_ENV_NL	Max	-2131.25	-644.83	12855.32	46.78	39.33
1208	700	SX163	SLU_ENV_NL	Min	-6942.37	-2077.26	-24663.29	-5.919E-04	-39.34
1208	700	SX150	SLU_ENV_NL	Min	-5422.25	-1632.13	-26175.34	-19.89	-39.34
1208	700	DX150	SLU_ENV_NL	Min	-2160.82	-648.25	-23731.36	-19.89	1.323E-03
1208	700	DX163	SLU_ENV_NL	Min	-2241.27	-672.38	-22219.31	-5.919E-04	1.323E-03
1209	701	SX150	SLU_ENV_NL	Max	-2160.18	-648.05	6777.60	39.43	-1.062E-03
1209	701	SX137	SLU_ENV_NL	Max	-2398.72	-719.61	5016.53	-2.762E-03	-1.062E-03
1209	701	DX137	SLU_ENV_NL	Max	-2117.17	-630.85	9650.56	-2.762E-03	31.06
1209	701	DX150	SLU_ENV_NL	Max	-723.49	-221.35	11411.63	39.43	31.06
1209	701	SX150	SLU_ENV_NL	Min	-5406.01	-1617.50	-26173.26	-8.281E-04	-31.06
1209	701	SX137	SLU_ENV_NL	Min	-6723.80	-2021.44	-25578.34	-13.21	-31.06
1209	701	DX137	SLU_ENV_NL	Min	-2399.35	-719.81	-23685.30	-13.21	1.220E-03
1209	701	DX150	SLU_ENV_NL	Min	-2160.82	-648.25	-24280.21	-8.281E-04	1.220E-03
1210	702	SX137	SLU_ENV_NL	Max	-2398.72	-719.61	4759.21	35.77	-1.916E-03
1210	702	SX124	SLU_ENV_NL	Max	-2483.85	-745.15	4075.98	-3.367E-03	-1.916E-03
1210	702	DX124	SLU_ENV_NL	Max	-1390.65	-413.44	6947.24	-3.367E-03	27.06
1210	702	DX137	SLU_ENV_NL	Max	-2130.58	-642.92	7630.47	35.77	27.06
1210	702	SX137	SLU_ENV_NL	Min	-6710.39	-2009.37	-25477.86	-2.517E-04	-27.06
1210	702	SX124	SLU_ENV_NL	Min	-5904.34	-1775.05	-25888.56	-10.09	-27.06
1210	702	DX124	SLU_ENV_NL	Min	-2484.49	-745.35	-24675.74	-10.09	1.760E-03
1210	702	DX137	SLU_ENV_NL	Min	-2399.35	-719.81	-24265.04	-2.517E-04	1.760E-03
1211	703	SX124	SLU_ENV_NL	Max	-2483.85	-745.15	3203.75	31.73	-1.019E-03
1211	703	SX111	SLU_ENV_NL	Max	-2646.79	-794.04	2223.44	-2.750E-03	-1.019E-03
1211	703	DX111	SLU_ENV_NL	Max	-2104.33	-628.17	4465.54	-2.750E-03	22.58
1211	703	DX124	SLU_ENV_NL	Max	-1402.10	-423.76	5445.86	31.73	22.58
1211	703	SX124	SLU_ENV_NL	Min	-5892.89	-1764.74	-25805.09	-8.963E-04	-22.58
1211	703	SX111	SLU_ENV_NL	Min	-6539.95	-1965.11	-25724.22	-6.53	-22.58
1211	703	DX111	SLU_ENV_NL	Min	-2647.43	-794.23	-24807.23	-6.53	1.169E-03
1211	703	DX124	SLU_ENV_NL	Min	-2484.49	-745.35	-24888.10	-8.963E-04	1.169E-03
1212	704	SX111	SLU_ENV_NL	Max	-2646.79	-794.04	1721.28	28.58	-1.091E-03
1212	704	SX98	SLU_ENV_NL	Max	-2438.19	-731.46	972.33	-2.692E-03	-1.091E-03
1212	704	DX98	SLU_ENV_NL	Max	-1406.40	-419.27	2384.81	-2.692E-03	19.09
1212	704	DX111	SLU_ENV_NL	Max	-2113.94	-636.83	3133.76	28.58	19.09
1212	704	SX111	SLU_ENV_NL	Min	-6530.33	-1956.45	-25522.74	-9.752E-04	-19.09
1212	704	SX98	SLU_ENV_NL	Min	-5776.14	-1735.49	-25200.54	-3.77	-19.09
1212	704	DX98	SLU_ENV_NL	Min	-2438.84	-731.65	-24879.98	-3.77	9.347E-04
1212	704	DX111	SLU_ENV_NL	Min	-2647.43	-794.23	-25202.18	-9.752E-04	9.347E-04
1213	705	SX98	SLU_ENV_NL	Max	-2438.19	-731.46	273.50	25.40	-2.100E-04
1213	705	SX85	SLU_ENV_NL	Max	-3596.37	-1078.91	-466.85	-2.090E-03	-2.100E-04
1213	705	DX85	SLU_ENV_NL	Max	-2361.29	-706.23	929.93	-2.090E-03	15.54
1213	705	DX98	SLU_ENV_NL	Max	-1414.38	-426.47	1670.27	25.40	15.54
1213	705	SX98	SLU_ENV_NL	Min	-5768.15	-1728.29	-24675.46	-1.589E-03	-15.54
1213	705	SX85	SLU_ENV_NL	Min	-6677.10	-2005.28	-22921.05	-0.93	-15.54
1213	705	DX85	SLU_ENV_NL	Min	-3597.02	-1079.11	-22793.81	-0.93	3.802E-04
1213	705	DX98	SLU_ENV_NL	Min	-2438.84	-731.65	-24548.22	-1.589E-03	3.802E-04
1214	706	SX241	SLU_ENV_NL	Max	-1250.28	-375.08	19182.60	8.427E-03	54.55
1214	706	SX228	SLU_ENV_NL	Max	-1999.55	-599.87	17098.47	55.50	54.55
1214	706	DX228	SLU_ENV_NL	Max	-2000.10	-600.03	18922.19	55.50	1.171E-02
1214	706	DX241	SLU_ENV_NL	Max	-1250.80	-375.24	21006.31	8.427E-03	1.171E-02
1214	706	SX241	SLU_ENV_NL	Min	-7066.58	-2127.54	-19980.36	-36.94	-1.174E-02
1214	706	SX228	SLU_ENV_NL	Min	-7801.02	-2332.74	-19010.21	-1.145E-02	-1.174E-02
1214	706	DX228	SLU_ENV_NL	Min	-4448.75	-1342.18	-18264.34	-1.145E-02	-54.52
1214	706	DX241	SLU_ENV_NL	Min	-3847.58	-1146.72	-19234.50	-36.94	-54.52
1215	707	SX228	SLU_ENV_NL	Max	-1999.55	-599.86	15297.44	7.461E-03	74.76
1215	707	SX215	SLU_ENV_NL	Max	-2134.80	-640.44	12757.07	73.25	74.76
1215	707	DX215	SLU_ENV_NL	Max	-2135.39	-640.62	14871.22	73.25	1.068E-02
1215	707	DX228	SLU_ENV_NL	Max	-2000.11	-600.03	17411.60	7.461E-03	1.068E-02
1215	707	SX228	SLU_ENV_NL	Min	-7830.86	-2359.62	-18368.59	-53.47	-1.074E-02
1215	707	SX215	SLU_ENV_NL	Min	-7994.74	-2388.06	-17075.49	-1.069E-02	-1.074E-02
1215	707	DX215	SLU_ENV_NL	Min	-4400.09	-1330.39	-16606.81	-1.069E-02	-74.77
1215	707	DX228	SLU_ENV_NL	Min	-4418.92	-1315.31	-17899.91	-53.47	-74.77
1216	708	SX215	SLU_ENV_NL	Max	-2134.80	-640.44	10448.15	2.075E-03	95.42
1216	708	SX202	SLU_ENV_NL	Max	-2661.31	-798.39	8387.11	91.53	95.42
1216	708	DX202	SLU_ENV_NL	Max	-2661.91	-798.57	10831.03	91.53	4.422E-03
1216	708	DX215	SLU_ENV_NL	Max	-2135.39	-640.62	12892.07	2.075E-03	4.422E-03
1216	708	SX215	SLU_ENV_NL	Min	-8033.99	-2423.43	-16576.07	-70.13	-4.460E-03
1216	708	SX202	SLU_ENV_NL	Min	-8105.35	-2418.37	-15986.12	-5.452E-03	-4.460E-03
1216	708	DX202	SLU_ENV_NL	Min	-4199.11	-1272.94	-14785.57	-5.452E-03	-95.34
1216	708	DX215	SLU_ENV_NL	Min	-4360.84	-1295.04	-15375.52	-70.13	-95.34
1217	709	SX202	SLU_ENV_NL	Max	-2661.31	-798.39	6159.61	2.830E-03	129.07
1217	709	SX189	SLU_ENV_NL	Max	-3868.16	-1160.45	1523.93	121.14	129.07
1217	709	DX189	SLU_ENV_NL	Max	-3868.78	-1160.63	4029.27	121.14	5.405E-03
1217	709	DX202	SLU_ENV_NL	Max	-2661.92	-798.58	8664.94	2.830E-03	5.405E-03
1217	709	SX202	SLU_ENV_NL	Min	-8157.13	-2465.03	-14878.57	-97.61	-5.367E-03
1217	709	SX189	SLU_ENV_NL	Min	-10749.77	-3207.04	-11872.92	-6.300E-03	-5.367E-03
1217	709	DX189	SLU_ENV_NL	Min	-6424.59	-1945.26	-11400.70	-6.300E-03	-129.05
1217	709	DX202	SLU_ENV_NL	Min	-4147.33	-1226.31	-14406.34	-97.61	-129.05
1218	710	SX189	SLU_ENV_NL	Max	-3868.16	-1160.45	2693.91	-2.060E-03	165.22
1218	710	SX176	SLU_ENV_NL	Max	-850.85	-255.26	3198.04	153.13	165.22
1218	710	DX176	SLU_ENV_NL	Max	2038.90	588.79	-435.95	153.13	-1.526E-04
1218	710	DX189	SLU_ENV_NL	Max	-3868.79	-1160.64	-940.08	-2.060E-03	-1.526E-04



Autorità Portuale di Taranto
Interventi per il dragaggio di 2,3 M m³ di sedimenti in area Molo Polisettoriale e per la realizzazione di un primo lotto della cassa di colmata funzionale all'ampliamento del V Sporgente del Porto di Taranto

Allegati alla relazione di calcolo strutturale allineamento "BC"

Data 05/2016
Rev. B
c.d.c.: C296A
514B



1218	710	SX189	SLU_ENV_NL	Min	-10817.66	-3268.21	-11873.81	-126.80	5.569E-04
1218	710	SX176	SLU_ENV_NL	Min	-2825.66	-824.79	-13331.78	-1.458E-03	5.569E-04
1218	710	DX176	SLU_ENV_NL	Min	-851.47	-255.44	-13174.18	-1.458E-03	-165.11
1218	710	DX189	SLU_ENV_NL	Min	-6356.72	-1884.14	-11716.21	-126.80	-165.11
1219	711	SX176	SLU_ENV_NL	Max	-850.85	-255.25	3794.10	41.86	-1.980E-03
1219	711	SX163	SLU_ENV_NL	Max	-2240.64	-672.19	10152.47	-3.477E-03	-1.980E-03
1219	711	DX163	SLU_ENV_NL	Max	-2114.54	-629.77	19555.03	-3.477E-03	33.11
1219	711	DX176	SLU_ENV_NL	Max	2069.36	616.22	13196.66	41.86	33.11
1219	711	SX176	SLU_ENV_NL	Min	-2856.12	-852.24	-21529.94	-5.685E-05	-33.13
1219	711	SX163	SLU_ENV_NL	Min	-6959.09	-2092.32	-28745.46	-14.28	-33.13
1219	711	DX163	SLU_ENV_NL	Min	-2241.27	-672.38	-25228.61	-14.28	2.056E-03
1219	711	DX176	SLU_ENV_NL	Min	-851.47	-255.44	-18013.08	-5.685E-05	2.056E-03
1222	712	SX411	SLU_ENV_NL	Max	9.63	2.89	106.52	4.25	0.37
1222	712	SX398	SLU_ENV_NL	Max	-93.79	-28.14	405.78	4.87	0.37
1222	712	DX397	SLU_ENV_NL	Max	649.71	194.88	428.44	4.87	-1.433E-03
1222	712	DX410	SLU_ENV_NL	Max	1072.52	321.79	103.82	4.25	-1.433E-03
1222	712	SX411	SLU_ENV_NL	Min	-945.67	-283.74	-6.02	-1.616E-03	1.435E-03
1222	712	SX398	SLU_ENV_NL	Min	-1369.54	-410.82	-95.79	8.138E-04	1.435E-03
1222	712	DX397	SLU_ENV_NL	Min	-93.96	-28.19	-98.49	8.138E-04	-0.35
1222	712	DX410	SLU_ENV_NL	Min	9.45	2.83	16.64	-1.616E-03	-0.35
1223	713	SX398	SLU_ENV_NL	Max	-93.79	-28.14	822.57	3.21	1.60
1223	713	SX384	SLU_ENV_NL	Max	58.58	17.58	1342.80	5.92	1.60
1223	713	DX384	SLU_ENV_NL	Max	323.68	96.95	1361.71	5.92	-4.221E-03
1223	713	DX397	SLU_ENV_NL	Max	650.08	195.18	841.48	3.21	-4.221E-03
1223	713	SX398	SLU_ENV_NL	Min	-1369.91	-411.13	-163.97	-3.959E-03	4.231E-03
1223	713	SX384	SLU_ENV_NL	Min	-1700.98	-510.14	-86.48	3.204E-03	4.231E-03
1223	713	DX384	SLU_ENV_NL	Min	58.42	17.53	34.82	3.204E-03	-1.60
1223	713	DX397	SLU_ENV_NL	Min	-93.96	-28.19	-42.67	-3.959E-03	-1.60
1224	714	SX384	SLU_ENV_NL	Max	58.58	17.57	2195.93	2.30	2.70
1224	714	SX371	SLU_ENV_NL	Max	-33.97	-10.19	3071.81	6.87	2.70
1224	714	DX371	SLU_ENV_NL	Max	-34.10	-10.23	2960.92	6.87	-6.912E-03
1224	714	DX384	SLU_ENV_NL	Max	324.50	97.61	2085.04	2.30	-6.912E-03
1224	714	SX384	SLU_ENV_NL	Min	-1701.80	-510.80	2.49	-6.146E-03	6.810E-03
1224	714	SX371	SLU_ENV_NL	Min	-2088.13	-626.18	-252.76	5.483E-03	6.810E-03
1224	714	DX371	SLU_ENV_NL	Min	-53.97	-16.45	-246.32	5.483E-03	-2.70
1224	714	DX384	SLU_ENV_NL	Min	58.43	17.53	8.93	-6.146E-03	-2.70
1225	715	SX371	SLU_ENV_NL	Max	-33.97	-10.19	4137.20	1.34	3.86
1225	715	SX358	SLU_ENV_NL	Max	-2440.19	-731.68	5309.77	7.88	3.86
1225	715	DX358	SLU_ENV_NL	Max	-392.28	-118.06	5281.75	7.88	-7.059E-03
1225	715	DX371	SLU_ENV_NL	Max	-34.10	-10.23	4109.18	1.34	-7.059E-03
1225	715	SX371	SLU_ENV_NL	Min	-2089.39	-627.19	-1118.19	-6.205E-03	6.937E-03
1225	715	SX358	SLU_ENV_NL	Min	-3028.75	-908.62	-2611.54	5.657E-03	6.937E-03
1225	715	DX358	SLU_ENV_NL	Min	-3028.86	-908.66	-2033.93	5.657E-03	-3.86
1225	715	DX371	SLU_ENV_NL	Min	-52.72	-15.44	-540.58	-6.205E-03	-3.86
1226	716	SX358	SLU_ENV_NL	Max	-2442.00	-733.14	6792.44	3.886E-05	5.63
1226	716	SX345	SLU_ENV_NL	Max	-101.30	-30.39	8282.69	9.43	5.63
1226	716	DX345	SLU_ENV_NL	Max	-101.41	-30.42	8126.86	9.43	3.867E-04
1226	716	DX358	SLU_ENV_NL	Max	-390.47	-116.60	6636.60	3.886E-05	3.867E-04
1226	716	SX358	SLU_ENV_NL	Min	-3028.75	-908.63	-4851.61	-0.12	-2.868E-04
1226	716	SX345	SLU_ENV_NL	Min	-2835.45	-850.09	-6685.26	-5.320E-04	-2.868E-04
1226	716	DX345	SLU_ENV_NL	Min	-767.51	-230.80	-7180.51	-5.320E-04	-5.63
1226	716	DX358	SLU_ENV_NL	Min	-3028.86	-908.66	-5346.86	-0.12	-5.63
1227	717	SX345	SLU_ENV_NL	Max	-101.30	-30.39	9882.52	2.080E-03	6.99
1227	717	SX332	SLU_ENV_NL	Max	-280.27	-84.08	11498.62	10.63	6.99
1227	717	DX332	SLU_ENV_NL	Max	-280.39	-84.12	11563.83	10.63	2.827E-03
1227	717	DX345	SLU_ENV_NL	Max	-101.41	-30.42	9947.73	2.080E-03	2.827E-03
1227	717	SX345	SLU_ENV_NL	Min	-2837.87	-852.04	-8228.14	-1.22	-2.695E-03
1227	717	SX332	SLU_ENV_NL	Min	-3630.48	-1088.47	-9398.11	-2.599E-03	-2.695E-03
1227	717	DX332	SLU_ENV_NL	Min	-1537.35	-461.88	-9280.88	-2.599E-03	-6.99
1227	717	DX345	SLU_ENV_NL	Min	-765.09	-228.85	-8110.91	-1.22	-6.99
1228	718	SX332	SLU_ENV_NL	Max	-280.27	-84.08	13260.11	4.855E-03	9.82
1228	718	SX319	SLU_ENV_NL	Max	277.12	83.14	14907.07	13.09	9.82
1228	718	DX319	SLU_ENV_NL	Max	276.98	83.10	14876.48	13.09	6.073E-03
1228	718	DX332	SLU_ENV_NL	Max	-280.39	-84.12	13229.53	4.855E-03	6.073E-03
1228	718	SX332	SLU_ENV_NL	Min	-3633.70	-1091.06	-10426.87	-3.54	-6.083E-03
1228	718	SX319	SLU_ENV_NL	Min	-4378.50	-1312.60	-11602.45	-5.447E-03	-6.083E-03
1228	718	DX319	SLU_ENV_NL	Min	-2250.35	-676.05	-11840.09	-5.447E-03	-9.81
1228	718	DX332	SLU_ENV_NL	Min	-1534.13	-459.29	-10664.52	-3.54	-9.81
1229	719	SX319	SLU_ENV_NL	Max	277.13	83.14	16517.67	6.350E-03	11.74
1229	719	SX306	SLU_ENV_NL	Max	254.74	76.42	18087.26	14.81	11.74
1229	719	DX306	SLU_ENV_NL	Max	254.57	76.37	18247.34	14.81	7.953E-03
1229	719	DX319	SLU_ENV_NL	Max	276.98	83.09	16677.76	6.350E-03	7.953E-03
1229	719	SX319	SLU_ENV_NL	Min	-4382.62	-1315.92	-13037.60	-5.08	-7.870E-03
1229	719	SX306	SLU_ENV_NL	Min	-5148.71	-1543.48	-14288.34	-7.059E-03	-7.870E-03
1229	719	DX306	SLU_ENV_NL	Min	-2978.12	-894.57	-14188.14	-7.059E-03	-11.74
1229	719	DX319	SLU_ENV_NL	Min	-2246.23	-672.73	-12937.40	-5.08	-11.74
1230	720	SX306	SLU_ENV_NL	Max	254.74	76.42	19757.62	1.058E-02	16.18
1230	720	SX293	SLU_ENV_NL	Max	650.87	195.26	21547.33	18.70	16.18
1230	720	DX293	SLU_ENV_NL	Max	650.66	195.20	21620.60	18.70	1.300E-02
1230	720	DX306	SLU_ENV_NL	Max	254.57	76.37	19830.89	1.058E-02	1.300E-02
1230	720	SX306	SLU_ENV_NL	Min	-5154.04	-1547.78	-15585.14	-8.74	-1.302E-02



Autorità Portuale di Taranto
Interventi per il dragaggio di 2,3 M³ di sedimenti in area Molo Polisettoriale e per la realizzazione di un primo lotto della cassa di colmata funzionale all'ampliamento del V Sporgente del Porto di Taranto

Allegati alla relazione di calcolo strutturale allineamento "BC"

Data 05/2016
Rev. B
c.d.c.: C296A
514B

1230	720	SX293	SLU_ENV_NL	Min	-6123.03	-1835.34	-17123.32	-1.147E-02	-1.302E-02
1230	720	DX293	SLU_ENV_NL	Min	-3894.62	-1169.95	-17269.38	-1.147E-02	-16.19
1230	720	DX306	SLU_ENV_NL	Min	-2972.79	-890.27	-15731.20	-8.74	-16.19
1231	721	SX293	SLU_ENV_NL	Max	650.88	195.26	23880.92	1.273E-02	19.27
1231	721	SX280	SLU_ENV_NL	Max	1116.59	334.98	23735.97	21.46	19.27
1231	721	DX280	SLU_ENV_NL	Max	1116.32	334.90	23801.39	21.46	1.571E-02
1231	721	DX293	SLU_ENV_NL	Max	650.65	195.19	23946.35	1.273E-02	1.571E-02
1231	721	SX293	SLU_ENV_NL	Min	-6129.80	-1840.80	-19290.58	-11.20	-1.565E-02
1231	721	SX280	SLU_ENV_NL	Min	-6122.64	-1834.93	-19223.22	-1.385E-02	-1.565E-02
1231	721	DX280	SLU_ENV_NL	Min	-3824.53	-1149.22	-19126.47	-1.385E-02	-19.27
1231	721	DX293	SLU_ENV_NL	Min	-3887.84	-1164.49	-19193.84	-11.20	-19.27
1232	722	SX280	SLU_ENV_NL	Max	1116.62	334.99	21866.08	1.221E-02	21.27
1232	722	SX267	SLU_ENV_NL	Max	406.17	121.85	21775.52	26.26	21.27
1232	722	DX267	SLU_ENV_NL	Max	405.78	121.74	21956.38	26.26	1.556E-02
1232	722	DX280	SLU_ENV_NL	Max	1116.27	334.88	22046.93	1.221E-02	1.556E-02
1232	722	SX280	SLU_ENV_NL	Min	-6399.28	-1922.73	-17777.87	-9.79	-1.573E-02
1232	722	SX267	SLU_ENV_NL	Min	-6192.56	-1854.82	-17994.29	-1.431E-02	-1.573E-02
1232	722	DX267	SLU_ENV_NL	Min	-3249.94	-977.93	-17849.73	-1.431E-02	-21.27
1232	722	DX280	SLU_ENV_NL	Min	-3508.65	-1049.65	-17633.31	-9.79	-21.27
1233	723	SX267	SLU_ENV_NL	Max	406.18	121.86	23223.12	1.337E-02	29.49
1233	723	SX254	SLU_ENV_NL	Max	-993.13	-297.94	23161.86	33.47	29.49
1233	723	DX254	SLU_ENV_NL	Max	-993.58	-298.07	24052.33	33.47	1.716E-02
1233	723	DX267	SLU_ENV_NL	Max	405.78	121.73	24113.58	1.337E-02	1.716E-02
1233	723	SX267	SLU_ENV_NL	Min	-6204.27	-1865.37	-20321.92	-16.52	-1.724E-02
1233	723	SX254	SLU_ENV_NL	Min	-6561.21	-1964.28	-20871.03	-1.578E-02	-1.724E-02
1233	723	DX254	SLU_ENV_NL	Min	-3523.11	-1061.02	-20309.34	-1.578E-02	-29.49
1233	723	DX267	SLU_ENV_NL	Min	-3238.23	-967.38	-19760.24	-16.52	-29.49
1234	724	SX254	SLU_ENV_NL	Max	-993.12	-297.93	22163.82	1.334E-02	42.22
1234	724	SX241	SLU_ENV_NL	Max	-1250.28	-375.09	20758.57	44.59	42.22
1234	724	DX241	SLU_ENV_NL	Max	-1250.79	-375.23	22029.56	44.59	1.730E-02
1234	724	DX254	SLU_ENV_NL	Max	-993.59	-298.08	23434.81	1.334E-02	1.730E-02
1234	724	SX254	SLU_ENV_NL	Min	-6577.76	-1979.18	-20724.27	-26.96	-1.742E-02
1234	724	SX241	SLU_ENV_NL	Min	-7044.25	-2107.42	-20172.10	-1.608E-02	-1.742E-02
1234	724	DX241	SLU_ENV_NL	Min	-3869.90	-1166.82	-19889.33	-1.608E-02	-42.21
1234	724	DX254	SLU_ENV_NL	Min	-3506.57	-1046.12	-20441.51	-26.96	-42.21

Table: Grid Lines, Part 1 of 2

CoordSys	AxisDir	GridID	XRYZCoord m	LineType	LineColor	Visible	BubbleLoc
GLOBAL	X		-2.92523	Primary	Gray8Dark	Yes	End
GLOBAL	X		0.00000	Primary	Gray8Dark	Yes	End
GLOBAL	X		2.95000	Primary	Gray8Dark	Yes	End
GLOBAL	Y		0.00000	Primary	Gray8Dark	Yes	End
GLOBAL	Z		0.00000	Primary	Gray8Dark	Yes	End
GLOBAL	Z		1.18000	Primary	Gray8Dark	Yes	End

Table: Grid Lines, Part 2 of 2

CoordSys	AllVisible	BubbleSize m
GLOBAL	Yes	2.438400
GLOBAL		
GLOBAL		
GLOBAL		
GLOBAL		

Table: Joint Coordinates, Part 1 of 2

Joint	CoordSys	CoordType	XorR m	Y m	Z m	SpecialJt	GlobalX m
DX14	GLOBAL	Cartesian	-2.87523	-1.18000	-28.00000	No	-2.87523
DX15	GLOBAL	Cartesian	-2.72518	-1.18000	-28.00000	No	-2.72518
DX16	GLOBAL	Cartesian	-2.57508	-1.18000	-28.00000	No	-2.57508
DX17	GLOBAL	Cartesian	-1.71605	-1.18000	-28.00000	No	-1.71605
DX18	GLOBAL	Cartesian	-1.28703	-1.18000	-28.00000	No	-1.28703
DX19	GLOBAL	Cartesian	-0.85801	-1.18000	-28.00000	No	-0.85801
DX20	GLOBAL	Cartesian	8.149E-14	-1.18000	-28.00000	No	8.149E-14
DX21	GLOBAL	Cartesian	0.85800	-1.18000	-28.00000	No	0.85800
DX22	GLOBAL	Cartesian	1.28703	-1.18000	-28.00000	No	1.28703
DX23	GLOBAL	Cartesian	1.71605	-1.18000	-28.00000	No	1.71605
DX24	GLOBAL	Cartesian	2.57508	-1.18000	-28.00000	No	2.57508
DX25	GLOBAL	Cartesian	2.72518	-1.18000	-28.00000	No	2.72518
DX26	GLOBAL	Cartesian	2.87523	-1.18000	-28.00000	No	2.87523



Autorità Portuale di Taranto
Interventi per il dragaggio di 2,3 M³ di sedimenti in area Molo Polisettoriale e per la realizzazione di un primo lotto della cassa di colmata funzionale all'ampliamento del V Sporgente del Porto di Taranto

Allegati alla relazione di calcolo strutturale allineamento "BC"

Data 05/2016
Rev. B
c.d.c.: C296A
514B

DX27	GLOBAL	Cartesian	-2.87523	-1.18000	-27.00000	No	-2.87523
DX28	GLOBAL	Cartesian	-2.72518	-1.18000	-27.00000	No	-2.72518
DX29	GLOBAL	Cartesian	-2.57508	-1.18000	-27.00000	No	-2.57508
DX30	GLOBAL	Cartesian	-1.71605	-1.18000	-27.00000	No	-1.71605
DX31	GLOBAL	Cartesian	-1.28703	-1.18000	-27.00000	No	-1.28703
DX32	GLOBAL	Cartesian	-0.85801	-1.18000	-27.00000	No	-0.85801
DX33	GLOBAL	Cartesian	8.149E-14	-1.18000	-27.00000	No	8.149E-14
DX34	GLOBAL	Cartesian	0.85800	-1.18000	-27.00000	No	0.85800
DX35	GLOBAL	Cartesian	1.28703	-1.18000	-27.00000	No	1.28703
DX36	GLOBAL	Cartesian	1.71605	-1.18000	-27.00000	No	1.71605
DX37	GLOBAL	Cartesian	2.57508	-1.18000	-27.00000	No	2.57508
DX38	GLOBAL	Cartesian	2.72518	-1.18000	-27.00000	No	2.72518
DX39	GLOBAL	Cartesian	2.87523	-1.18000	-27.00000	No	2.87523
DX40	GLOBAL	Cartesian	-2.87523	-1.18000	-26.00000	No	-2.87523
DX41	GLOBAL	Cartesian	-2.72518	-1.18000	-26.00000	No	-2.72518
DX42	GLOBAL	Cartesian	-2.57508	-1.18000	-26.00000	No	-2.57508
DX43	GLOBAL	Cartesian	-1.71605	-1.18000	-26.00000	No	-1.71605
DX44	GLOBAL	Cartesian	-1.28703	-1.18000	-26.00000	No	-1.28703
DX45	GLOBAL	Cartesian	-0.85801	-1.18000	-26.00000	No	-0.85801
DX46	GLOBAL	Cartesian	8.149E-14	-1.18000	-26.00000	No	8.149E-14
DX47	GLOBAL	Cartesian	0.85800	-1.18000	-26.00000	No	0.85800
DX48	GLOBAL	Cartesian	1.28703	-1.18000	-26.00000	No	1.28703
DX49	GLOBAL	Cartesian	1.71605	-1.18000	-26.00000	No	1.71605
DX50	GLOBAL	Cartesian	2.57508	-1.18000	-26.00000	No	2.57508
DX51	GLOBAL	Cartesian	2.72518	-1.18000	-26.00000	No	2.72518
DX52	GLOBAL	Cartesian	2.87523	-1.18000	-26.00000	No	2.87523
DX53	GLOBAL	Cartesian	-2.87523	-1.18000	-25.00000	No	-2.87523
DX54	GLOBAL	Cartesian	-2.72518	-1.18000	-25.00000	No	-2.72518
DX55	GLOBAL	Cartesian	-2.57508	-1.18000	-25.00000	No	-2.57508
DX56	GLOBAL	Cartesian	-1.71605	-1.18000	-25.00000	No	-1.71605
DX57	GLOBAL	Cartesian	-1.28703	-1.18000	-25.00000	No	-1.28703
DX58	GLOBAL	Cartesian	-0.85801	-1.18000	-25.00000	No	-0.85801
DX59	GLOBAL	Cartesian	8.149E-14	-1.18000	-25.00000	No	8.149E-14
DX60	GLOBAL	Cartesian	0.85800	-1.18000	-25.00000	No	0.85800
DX61	GLOBAL	Cartesian	1.28703	-1.18000	-25.00000	No	1.28703
DX62	GLOBAL	Cartesian	1.71605	-1.18000	-25.00000	No	1.71605
DX63	GLOBAL	Cartesian	2.57508	-1.18000	-25.00000	No	2.57508
DX64	GLOBAL	Cartesian	2.72518	-1.18000	-25.00000	No	2.72518
DX65	GLOBAL	Cartesian	2.87523	-1.18000	-25.00000	No	2.87523
DX66	GLOBAL	Cartesian	-2.87523	-1.18000	-24.00000	No	-2.87523
DX67	GLOBAL	Cartesian	-2.72518	-1.18000	-24.00000	No	-2.72518
DX68	GLOBAL	Cartesian	-2.57508	-1.18000	-24.00000	No	-2.57508
DX69	GLOBAL	Cartesian	-1.71605	-1.18000	-24.00000	No	-1.71605
DX70	GLOBAL	Cartesian	-1.28703	-1.18000	-24.00000	No	-1.28703
DX71	GLOBAL	Cartesian	-0.85801	-1.18000	-24.00000	No	-0.85801
DX72	GLOBAL	Cartesian	8.149E-14	-1.18000	-24.00000	No	8.149E-14
DX73	GLOBAL	Cartesian	0.85800	-1.18000	-24.00000	No	0.85800
DX74	GLOBAL	Cartesian	1.28703	-1.18000	-24.00000	No	1.28703
DX75	GLOBAL	Cartesian	1.71605	-1.18000	-24.00000	No	1.71605
DX76	GLOBAL	Cartesian	2.57508	-1.18000	-24.00000	No	2.57508
DX77	GLOBAL	Cartesian	2.72518	-1.18000	-24.00000	No	2.72518
DX78	GLOBAL	Cartesian	2.87523	-1.18000	-24.00000	No	2.87523
DX79	GLOBAL	Cartesian	-2.87523	-1.18000	-23.00000	No	-2.87523
DX80	GLOBAL	Cartesian	-2.72518	-1.18000	-23.00000	No	-2.72518
DX81	GLOBAL	Cartesian	-2.57508	-1.18000	-23.00000	No	-2.57508
DX82	GLOBAL	Cartesian	-1.71605	-1.18000	-23.00000	No	-1.71605
DX83	GLOBAL	Cartesian	-1.28703	-1.18000	-23.00000	No	-1.28703
DX84	GLOBAL	Cartesian	-0.85801	-1.18000	-23.00000	No	-0.85801
DX85	GLOBAL	Cartesian	8.149E-14	-1.18000	-23.00000	No	8.149E-14
DX86	GLOBAL	Cartesian	0.85800	-1.18000	-23.00000	No	0.85800
DX87	GLOBAL	Cartesian	1.28703	-1.18000	-23.00000	No	1.28703
DX88	GLOBAL	Cartesian	1.71605	-1.18000	-23.00000	No	1.71605
DX89	GLOBAL	Cartesian	2.57508	-1.18000	-23.00000	No	2.57508
DX90	GLOBAL	Cartesian	2.72518	-1.18000	-23.00000	No	2.72518
DX91	GLOBAL	Cartesian	2.87523	-1.18000	-23.00000	No	2.87523
DX92	GLOBAL	Cartesian	-2.87523	-1.18000	-22.00000	No	-2.87523
DX93	GLOBAL	Cartesian	-2.72518	-1.18000	-22.00000	No	-2.72518
DX94	GLOBAL	Cartesian	-2.57508	-1.18000	-22.00000	No	-2.57508
DX95	GLOBAL	Cartesian	-1.71605	-1.18000	-22.00000	No	-1.71605
DX96	GLOBAL	Cartesian	-1.28703	-1.18000	-22.00000	No	-1.28703
DX97	GLOBAL	Cartesian	-0.85801	-1.18000	-22.00000	No	-0.85801
DX98	GLOBAL	Cartesian	8.149E-14	-1.18000	-22.00000	No	8.149E-14
DX99	GLOBAL	Cartesian	0.85800	-1.18000	-22.00000	No	0.85800
SX14	GLOBAL	Cartesian	-2.87523	0.00000	-28.00000	Yes	-2.87523
SX15	GLOBAL	Cartesian	-2.71595	0.00000	-28.00000	Yes	-2.71595
SX16	GLOBAL	Cartesian	-2.57508	0.00000	-28.00000	Yes	-2.57508
SX17	GLOBAL	Cartesian	-1.71605	0.00000	-28.00000	Yes	-1.71605
SX18	GLOBAL	Cartesian	-1.28703	0.00000	-28.00000	No	-1.28703
SX19	GLOBAL	Cartesian	-0.85801	0.00000	-28.00000	Yes	-0.85801
SX20	GLOBAL	Cartesian	8.149E-14	0.00000	-28.00000	Yes	8.149E-14
SX21	GLOBAL	Cartesian	0.85800	0.00000	-28.00000	Yes	0.85800

SX22	GLOBAL	Cartesian	1.28703	0.00000	-28.00000	No	1.28703
SX23	GLOBAL	Cartesian	1.71605	0.00000	-28.00000	Yes	1.71605
SX24	GLOBAL	Cartesian	2.57508	0.00000	-28.00000	Yes	2.57508
SX25	GLOBAL	Cartesian	2.72516	0.00000	-28.00000	No	2.72516
SX26	GLOBAL	Cartesian	2.87523	0.00000	-28.00000	Yes	2.87523
SX27	GLOBAL	Cartesian	-2.87523	0.00000	-27.00000	Yes	-2.87523
SX28	GLOBAL	Cartesian	-2.71595	0.00000	-27.00000	Yes	-2.71595
SX29	GLOBAL	Cartesian	-2.57508	0.00000	-27.00000	Yes	-2.57508
SX30	GLOBAL	Cartesian	-1.71605	0.00000	-27.00000	Yes	-1.71605
SX31	GLOBAL	Cartesian	-1.28703	0.00000	-27.00000	No	-1.28703
SX32	GLOBAL	Cartesian	-0.85801	0.00000	-27.00000	Yes	-0.85801
SX33	GLOBAL	Cartesian	8.149E-14	0.00000	-27.00000	Yes	8.149E-14
SX34	GLOBAL	Cartesian	0.85800	0.00000	-27.00000	Yes	0.85800
SX35	GLOBAL	Cartesian	1.28703	0.00000	-27.00000	No	1.28703
SX36	GLOBAL	Cartesian	1.71605	0.00000	-27.00000	Yes	1.71605
SX37	GLOBAL	Cartesian	2.57508	0.00000	-27.00000	Yes	2.57508
SX38	GLOBAL	Cartesian	2.72516	0.00000	-27.00000	No	2.72516
SX39	GLOBAL	Cartesian	2.87523	0.00000	-27.00000	Yes	2.87523
SX40	GLOBAL	Cartesian	-2.87523	0.00000	-26.00000	Yes	-2.87523
SX41	GLOBAL	Cartesian	-2.71595	0.00000	-26.00000	Yes	-2.71595
SX42	GLOBAL	Cartesian	-2.57508	0.00000	-26.00000	Yes	-2.57508
SX43	GLOBAL	Cartesian	-1.71605	0.00000	-26.00000	Yes	-1.71605
SX44	GLOBAL	Cartesian	-1.28703	0.00000	-26.00000	No	-1.28703
SX45	GLOBAL	Cartesian	-0.85801	0.00000	-26.00000	Yes	-0.85801
SX46	GLOBAL	Cartesian	8.149E-14	0.00000	-26.00000	Yes	8.149E-14
SX47	GLOBAL	Cartesian	0.85800	0.00000	-26.00000	Yes	0.85800
SX48	GLOBAL	Cartesian	1.28703	0.00000	-26.00000	No	1.28703
SX49	GLOBAL	Cartesian	1.71605	0.00000	-26.00000	Yes	1.71605
SX50	GLOBAL	Cartesian	2.57508	0.00000	-26.00000	Yes	2.57508
SX51	GLOBAL	Cartesian	2.72516	0.00000	-26.00000	No	2.72516
SX52	GLOBAL	Cartesian	2.87523	0.00000	-26.00000	Yes	2.87523
SX53	GLOBAL	Cartesian	-2.87523	0.00000	-25.00000	Yes	-2.87523
SX54	GLOBAL	Cartesian	-2.71595	0.00000	-25.00000	Yes	-2.71595
SX55	GLOBAL	Cartesian	-2.57508	0.00000	-25.00000	Yes	-2.57508
SX56	GLOBAL	Cartesian	-1.71605	0.00000	-25.00000	Yes	-1.71605
SX57	GLOBAL	Cartesian	-1.28703	0.00000	-25.00000	No	-1.28703
SX58	GLOBAL	Cartesian	-0.85801	0.00000	-25.00000	Yes	-0.85801
SX59	GLOBAL	Cartesian	8.149E-14	0.00000	-25.00000	Yes	8.149E-14
SX60	GLOBAL	Cartesian	0.85800	0.00000	-25.00000	Yes	0.85800
SX61	GLOBAL	Cartesian	1.28703	0.00000	-25.00000	No	1.28703
SX62	GLOBAL	Cartesian	1.71605	0.00000	-25.00000	Yes	1.71605
SX63	GLOBAL	Cartesian	2.57508	0.00000	-25.00000	Yes	2.57508
SX64	GLOBAL	Cartesian	2.72516	0.00000	-25.00000	No	2.72516
SX65	GLOBAL	Cartesian	2.87523	0.00000	-25.00000	Yes	2.87523
SX66	GLOBAL	Cartesian	-2.87523	0.00000	-24.00000	Yes	-2.87523
SX67	GLOBAL	Cartesian	-2.71595	0.00000	-24.00000	Yes	-2.71595
SX68	GLOBAL	Cartesian	-2.57508	0.00000	-24.00000	Yes	-2.57508
SX69	GLOBAL	Cartesian	-1.71605	0.00000	-24.00000	Yes	-1.71605
SX70	GLOBAL	Cartesian	-1.28703	0.00000	-24.00000	No	-1.28703
SX71	GLOBAL	Cartesian	-0.85801	0.00000	-24.00000	Yes	-0.85801
SX72	GLOBAL	Cartesian	8.149E-14	0.00000	-24.00000	Yes	8.149E-14
SX73	GLOBAL	Cartesian	0.85800	0.00000	-24.00000	Yes	0.85800
SX74	GLOBAL	Cartesian	1.28703	0.00000	-24.00000	No	1.28703
SX75	GLOBAL	Cartesian	1.71605	0.00000	-24.00000	Yes	1.71605
SX76	GLOBAL	Cartesian	2.57508	0.00000	-24.00000	Yes	2.57508
SX77	GLOBAL	Cartesian	2.72516	0.00000	-24.00000	No	2.72516
SX78	GLOBAL	Cartesian	2.87523	0.00000	-24.00000	Yes	2.87523
SX79	GLOBAL	Cartesian	-2.87523	0.00000	-23.00000	Yes	-2.87523
SX80	GLOBAL	Cartesian	-2.71595	0.00000	-23.00000	Yes	-2.71595
SX81	GLOBAL	Cartesian	-2.57508	0.00000	-23.00000	Yes	-2.57508
SX82	GLOBAL	Cartesian	-1.71605	0.00000	-23.00000	Yes	-1.71605
SX83	GLOBAL	Cartesian	-1.28703	0.00000	-23.00000	No	-1.28703
SX84	GLOBAL	Cartesian	-0.85801	0.00000	-23.00000	Yes	-0.85801
SX85	GLOBAL	Cartesian	8.149E-14	0.00000	-23.00000	Yes	8.149E-14
SX86	GLOBAL	Cartesian	0.85800	0.00000	-23.00000	Yes	0.85800
SX87	GLOBAL	Cartesian	1.28703	0.00000	-23.00000	No	1.28703
SX88	GLOBAL	Cartesian	1.71605	0.00000	-23.00000	Yes	1.71605
SX89	GLOBAL	Cartesian	2.57508	0.00000	-23.00000	Yes	2.57508
SX90	GLOBAL	Cartesian	2.72516	0.00000	-23.00000	No	2.72516
SX91	GLOBAL	Cartesian	2.87523	0.00000	-23.00000	Yes	2.87523
SX92	GLOBAL	Cartesian	-2.87523	0.00000	-22.00000	Yes	-2.87523
SX93	GLOBAL	Cartesian	-2.71595	0.00000	-22.00000	Yes	-2.71595
SX94	GLOBAL	Cartesian	-2.57508	0.00000	-22.00000	Yes	-2.57508
SX95	GLOBAL	Cartesian	-1.71605	0.00000	-22.00000	Yes	-1.71605
SX96	GLOBAL	Cartesian	-1.28703	0.00000	-22.00000	No	-1.28703
SX97	GLOBAL	Cartesian	-0.85801	0.00000	-22.00000	Yes	-0.85801
SX98	GLOBAL	Cartesian	8.149E-14	0.00000	-22.00000	Yes	8.149E-14
SX99	GLOBAL	Cartesian	0.85800	0.00000	-22.00000	Yes	0.85800
DX100	GLOBAL	Cartesian	1.28703	-1.18000	-22.00000	No	1.28703
DX101	GLOBAL	Cartesian	1.71605	-1.18000	-22.00000	No	1.71605
DX102	GLOBAL	Cartesian	2.57508	-1.18000	-22.00000	No	2.57508

DX103	GLOBAL	Cartesian	2.72518	-1.18000	-22.00000	No	2.72518
DX104	GLOBAL	Cartesian	2.87523	-1.18000	-22.00000	No	2.87523
DX105	GLOBAL	Cartesian	-2.87523	-1.18000	-21.00000	No	-2.87523
DX106	GLOBAL	Cartesian	-2.72518	-1.18000	-21.00000	No	-2.72518
DX107	GLOBAL	Cartesian	-2.57508	-1.18000	-21.00000	No	-2.57508
DX108	GLOBAL	Cartesian	-1.71605	-1.18000	-21.00000	No	-1.71605
DX109	GLOBAL	Cartesian	-1.28703	-1.18000	-21.00000	No	-1.28703
DX110	GLOBAL	Cartesian	-0.85801	-1.18000	-21.00000	No	-0.85801
DX111	GLOBAL	Cartesian	8.149E-14	-1.18000	-21.00000	No	8.149E-14
DX112	GLOBAL	Cartesian	0.85800	-1.18000	-21.00000	No	0.85800
DX113	GLOBAL	Cartesian	1.28703	-1.18000	-21.00000	No	1.28703
DX114	GLOBAL	Cartesian	1.71605	-1.18000	-21.00000	No	1.71605
DX115	GLOBAL	Cartesian	2.57508	-1.18000	-21.00000	No	2.57508
DX116	GLOBAL	Cartesian	2.72518	-1.18000	-21.00000	No	2.72518
DX117	GLOBAL	Cartesian	2.87523	-1.18000	-21.00000	No	2.87523
DX118	GLOBAL	Cartesian	-2.87523	-1.18000	-20.00000	No	-2.87523
DX119	GLOBAL	Cartesian	-2.72518	-1.18000	-20.00000	No	-2.72518
DX120	GLOBAL	Cartesian	-2.57508	-1.18000	-20.00000	No	-2.57508
DX121	GLOBAL	Cartesian	-1.71605	-1.18000	-20.00000	No	-1.71605
DX122	GLOBAL	Cartesian	-1.28703	-1.18000	-20.00000	No	-1.28703
DX123	GLOBAL	Cartesian	-0.85801	-1.18000	-20.00000	No	-0.85801
DX124	GLOBAL	Cartesian	8.149E-14	-1.18000	-20.00000	No	8.149E-14
DX125	GLOBAL	Cartesian	0.85800	-1.18000	-20.00000	No	0.85800
DX126	GLOBAL	Cartesian	1.28703	-1.18000	-20.00000	No	1.28703
DX127	GLOBAL	Cartesian	1.71605	-1.18000	-20.00000	No	1.71605
DX128	GLOBAL	Cartesian	2.57508	-1.18000	-20.00000	No	2.57508
DX129	GLOBAL	Cartesian	2.72518	-1.18000	-20.00000	No	2.72518
DX130	GLOBAL	Cartesian	2.87523	-1.18000	-20.00000	No	2.87523
DX131	GLOBAL	Cartesian	-2.87523	-1.18000	-19.00000	No	-2.87523
DX132	GLOBAL	Cartesian	-2.72518	-1.18000	-19.00000	No	-2.72518
DX133	GLOBAL	Cartesian	-2.57508	-1.18000	-19.00000	No	-2.57508
DX134	GLOBAL	Cartesian	-1.71605	-1.18000	-19.00000	No	-1.71605
DX135	GLOBAL	Cartesian	-1.28703	-1.18000	-19.00000	No	-1.28703
DX136	GLOBAL	Cartesian	-0.85801	-1.18000	-19.00000	No	-0.85801
DX137	GLOBAL	Cartesian	8.149E-14	-1.18000	-19.00000	No	8.149E-14
DX138	GLOBAL	Cartesian	0.85800	-1.18000	-19.00000	No	0.85800
DX139	GLOBAL	Cartesian	1.28703	-1.18000	-19.00000	No	1.28703
DX140	GLOBAL	Cartesian	1.71605	-1.18000	-19.00000	No	1.71605
DX141	GLOBAL	Cartesian	2.57508	-1.18000	-19.00000	No	2.57508
DX142	GLOBAL	Cartesian	2.72518	-1.18000	-19.00000	No	2.72518
DX143	GLOBAL	Cartesian	2.87523	-1.18000	-19.00000	No	2.87523
DX144	GLOBAL	Cartesian	-2.87523	-1.18000	-18.00000	No	-2.87523
DX145	GLOBAL	Cartesian	-2.72518	-1.18000	-18.00000	No	-2.72518
DX146	GLOBAL	Cartesian	-2.57508	-1.18000	-18.00000	No	-2.57508
DX147	GLOBAL	Cartesian	-1.71605	-1.18000	-18.00000	No	-1.71605
DX148	GLOBAL	Cartesian	-1.28703	-1.18000	-18.00000	No	-1.28703
DX149	GLOBAL	Cartesian	-0.85801	-1.18000	-18.00000	No	-0.85801
DX150	GLOBAL	Cartesian	8.149E-14	-1.18000	-18.00000	No	8.149E-14
DX151	GLOBAL	Cartesian	0.85800	-1.18000	-18.00000	No	0.85800
DX152	GLOBAL	Cartesian	1.28703	-1.18000	-18.00000	No	1.28703
DX153	GLOBAL	Cartesian	1.71605	-1.18000	-18.00000	No	1.71605
DX154	GLOBAL	Cartesian	2.57508	-1.18000	-18.00000	No	2.57508
DX155	GLOBAL	Cartesian	2.72518	-1.18000	-18.00000	No	2.72518
DX156	GLOBAL	Cartesian	2.87523	-1.18000	-18.00000	No	2.87523
DX157	GLOBAL	Cartesian	-2.87523	-1.18000	-17.00000	No	-2.87523
DX158	GLOBAL	Cartesian	-2.72518	-1.18000	-17.00000	No	-2.72518
DX159	GLOBAL	Cartesian	-2.57508	-1.18000	-17.00000	No	-2.57508
DX160	GLOBAL	Cartesian	-1.71605	-1.18000	-17.00000	No	-1.71605
DX161	GLOBAL	Cartesian	-1.28703	-1.18000	-17.00000	No	-1.28703
DX162	GLOBAL	Cartesian	-0.85801	-1.18000	-17.00000	No	-0.85801
DX163	GLOBAL	Cartesian	8.149E-14	-1.18000	-17.00000	No	8.149E-14
DX164	GLOBAL	Cartesian	0.85800	-1.18000	-17.00000	No	0.85800
DX165	GLOBAL	Cartesian	1.28703	-1.18000	-17.00000	No	1.28703
DX166	GLOBAL	Cartesian	1.71605	-1.18000	-17.00000	No	1.71605
DX167	GLOBAL	Cartesian	2.57508	-1.18000	-17.00000	No	2.57508
DX168	GLOBAL	Cartesian	2.72518	-1.18000	-17.00000	No	2.72518
DX169	GLOBAL	Cartesian	2.87523	-1.18000	-17.00000	No	2.87523
DX170	GLOBAL	Cartesian	-2.87523	-1.18000	-16.00000	No	-2.87523
DX171	GLOBAL	Cartesian	-2.72518	-1.18000	-16.00000	No	-2.72518
DX172	GLOBAL	Cartesian	-2.57508	-1.18000	-16.00000	No	-2.57508
DX173	GLOBAL	Cartesian	-1.71605	-1.18000	-16.00000	No	-1.71605
DX174	GLOBAL	Cartesian	-1.28703	-1.18000	-16.00000	No	-1.28703
DX175	GLOBAL	Cartesian	-0.85801	-1.18000	-16.00000	No	-0.85801
DX176	GLOBAL	Cartesian	8.149E-14	-1.18000	-16.00000	No	8.149E-14
DX177	GLOBAL	Cartesian	0.85800	-1.18000	-16.00000	No	0.85800
DX178	GLOBAL	Cartesian	1.28703	-1.18000	-16.00000	No	1.28703
DX179	GLOBAL	Cartesian	1.71605	-1.18000	-16.00000	No	1.71605
DX180	GLOBAL	Cartesian	2.57508	-1.18000	-16.00000	No	2.57508
DX181	GLOBAL	Cartesian	2.72518	-1.18000	-16.00000	No	2.72518
DX182	GLOBAL	Cartesian	2.87523	-1.18000	-16.00000	No	2.87523
DX183	GLOBAL	Cartesian	-2.87523	-1.18000	-15.00000	No	-2.87523

DX184	GLOBAL	Cartesian	-2.72518	-1.18000	-15.00000	No	-2.72518
DX185	GLOBAL	Cartesian	-2.57508	-1.18000	-15.00000	No	-2.57508
DX186	GLOBAL	Cartesian	-1.71605	-1.18000	-15.00000	No	-1.71605
DX187	GLOBAL	Cartesian	-1.28703	-1.18000	-15.00000	No	-1.28703
DX188	GLOBAL	Cartesian	-0.85801	-1.18000	-15.00000	No	-0.85801
DX189	GLOBAL	Cartesian	8.149E-14	-1.18000	-15.00000	No	8.149E-14
DX190	GLOBAL	Cartesian	0.85800	-1.18000	-15.00000	No	0.85800
DX191	GLOBAL	Cartesian	1.28703	-1.18000	-15.00000	No	1.28703
DX192	GLOBAL	Cartesian	1.71605	-1.18000	-15.00000	No	1.71605
DX193	GLOBAL	Cartesian	2.57508	-1.18000	-15.00000	No	2.57508
DX194	GLOBAL	Cartesian	2.72518	-1.18000	-15.00000	No	2.72518
DX195	GLOBAL	Cartesian	2.87523	-1.18000	-15.00000	No	2.87523
DX196	GLOBAL	Cartesian	-2.87523	-1.18000	-14.00000	No	-2.87523
DX197	GLOBAL	Cartesian	-2.72518	-1.18000	-14.00000	No	-2.72518
DX198	GLOBAL	Cartesian	-2.57508	-1.18000	-14.00000	No	-2.57508
DX199	GLOBAL	Cartesian	-1.71605	-1.18000	-14.00000	No	-1.71605
DX200	GLOBAL	Cartesian	-1.28703	-1.18000	-14.00000	No	-1.28703
DX201	GLOBAL	Cartesian	-0.85801	-1.18000	-14.00000	No	-0.85801
DX202	GLOBAL	Cartesian	8.149E-14	-1.18000	-14.00000	No	8.149E-14
DX203	GLOBAL	Cartesian	0.85800	-1.18000	-14.00000	No	0.85800
DX204	GLOBAL	Cartesian	1.28703	-1.18000	-14.00000	No	1.28703
DX205	GLOBAL	Cartesian	1.71605	-1.18000	-14.00000	No	1.71605
DX206	GLOBAL	Cartesian	2.57508	-1.18000	-14.00000	No	2.57508
DX207	GLOBAL	Cartesian	2.72518	-1.18000	-14.00000	No	2.72518
DX208	GLOBAL	Cartesian	2.87523	-1.18000	-14.00000	No	2.87523
DX209	GLOBAL	Cartesian	-2.87523	-1.18000	-13.00000	No	-2.87523
DX210	GLOBAL	Cartesian	-2.72518	-1.18000	-13.00000	No	-2.72518
DX211	GLOBAL	Cartesian	-2.57508	-1.18000	-13.00000	No	-2.57508
DX212	GLOBAL	Cartesian	-1.71605	-1.18000	-13.00000	No	-1.71605
DX213	GLOBAL	Cartesian	-1.28703	-1.18000	-13.00000	No	-1.28703
DX214	GLOBAL	Cartesian	-0.85801	-1.18000	-13.00000	No	-0.85801
DX215	GLOBAL	Cartesian	8.149E-14	-1.18000	-13.00000	No	8.149E-14
DX216	GLOBAL	Cartesian	0.85800	-1.18000	-13.00000	No	0.85800
DX217	GLOBAL	Cartesian	1.28703	-1.18000	-13.00000	No	1.28703
DX218	GLOBAL	Cartesian	1.71605	-1.18000	-13.00000	No	1.71605
DX219	GLOBAL	Cartesian	2.57508	-1.18000	-13.00000	No	2.57508
DX220	GLOBAL	Cartesian	2.72518	-1.18000	-13.00000	No	2.72518
DX221	GLOBAL	Cartesian	2.87523	-1.18000	-13.00000	No	2.87523
DX222	GLOBAL	Cartesian	-2.87523	-1.18000	-12.00000	No	-2.87523
DX223	GLOBAL	Cartesian	-2.72518	-1.18000	-12.00000	No	-2.72518
DX224	GLOBAL	Cartesian	-2.57508	-1.18000	-12.00000	No	-2.57508
DX225	GLOBAL	Cartesian	-1.71605	-1.18000	-12.00000	No	-1.71605
DX226	GLOBAL	Cartesian	-1.28703	-1.18000	-12.00000	No	-1.28703
DX227	GLOBAL	Cartesian	-0.85801	-1.18000	-12.00000	No	-0.85801
DX228	GLOBAL	Cartesian	8.149E-14	-1.18000	-12.00000	No	8.149E-14
DX229	GLOBAL	Cartesian	0.85800	-1.18000	-12.00000	No	0.85800
DX230	GLOBAL	Cartesian	1.28703	-1.18000	-12.00000	No	1.28703
DX231	GLOBAL	Cartesian	1.71605	-1.18000	-12.00000	No	1.71605
DX232	GLOBAL	Cartesian	2.57508	-1.18000	-12.00000	No	2.57508
DX233	GLOBAL	Cartesian	2.72518	-1.18000	-12.00000	No	2.72518
DX234	GLOBAL	Cartesian	2.87523	-1.18000	-12.00000	No	2.87523
DX235	GLOBAL	Cartesian	-2.87523	-1.18000	-11.00000	No	-2.87523
DX236	GLOBAL	Cartesian	-2.72518	-1.18000	-11.00000	No	-2.72518
DX237	GLOBAL	Cartesian	-2.57508	-1.18000	-11.00000	No	-2.57508
DX238	GLOBAL	Cartesian	-1.71605	-1.18000	-11.00000	No	-1.71605
DX239	GLOBAL	Cartesian	-1.28703	-1.18000	-11.00000	No	-1.28703
DX240	GLOBAL	Cartesian	-0.85801	-1.18000	-11.00000	No	-0.85801
DX241	GLOBAL	Cartesian	8.149E-14	-1.18000	-11.00000	No	8.149E-14
DX242	GLOBAL	Cartesian	0.85800	-1.18000	-11.00000	No	0.85800
DX243	GLOBAL	Cartesian	1.28703	-1.18000	-11.00000	No	1.28703
DX244	GLOBAL	Cartesian	1.71605	-1.18000	-11.00000	No	1.71605
DX245	GLOBAL	Cartesian	2.57508	-1.18000	-11.00000	No	2.57508
DX246	GLOBAL	Cartesian	2.72518	-1.18000	-11.00000	No	2.72518
DX247	GLOBAL	Cartesian	2.87523	-1.18000	-11.00000	No	2.87523
DX248	GLOBAL	Cartesian	-2.87523	-1.18000	-10.00000	No	-2.87523
DX249	GLOBAL	Cartesian	-2.72518	-1.18000	-10.00000	No	-2.72518
DX250	GLOBAL	Cartesian	-2.57508	-1.18000	-10.00000	No	-2.57508
DX251	GLOBAL	Cartesian	-1.71605	-1.18000	-10.00000	No	-1.71605
DX252	GLOBAL	Cartesian	-1.28703	-1.18000	-10.00000	No	-1.28703
DX253	GLOBAL	Cartesian	-0.85801	-1.18000	-10.00000	No	-0.85801
DX254	GLOBAL	Cartesian	8.149E-14	-1.18000	-10.00000	No	8.149E-14
DX255	GLOBAL	Cartesian	0.85800	-1.18000	-10.00000	No	0.85800
DX256	GLOBAL	Cartesian	1.28703	-1.18000	-10.00000	No	1.28703
DX257	GLOBAL	Cartesian	1.71605	-1.18000	-10.00000	No	1.71605
DX258	GLOBAL	Cartesian	2.57508	-1.18000	-10.00000	No	2.57508
DX259	GLOBAL	Cartesian	2.72518	-1.18000	-10.00000	No	2.72518
DX260	GLOBAL	Cartesian	2.87523	-1.18000	-10.00000	No	2.87523
DX261	GLOBAL	Cartesian	-2.87523	-1.18000	-9.00000	No	-2.87523
DX262	GLOBAL	Cartesian	-2.72518	-1.18000	-9.00000	No	-2.72518
DX263	GLOBAL	Cartesian	-2.57508	-1.18000	-9.00000	No	-2.57508
DX264	GLOBAL	Cartesian	-1.71605	-1.18000	-9.00000	No	-1.71605



DX265	GLOBAL	Cartesian	-1.28703	-1.18000	-9.00000	No	-1.28703
DX266	GLOBAL	Cartesian	-0.85801	-1.18000	-9.00000	No	-0.85801
DX267	GLOBAL	Cartesian	8.149E-14	-1.18000	-9.00000	No	8.149E-14
DX268	GLOBAL	Cartesian	0.85800	-1.18000	-9.00000	No	0.85800
DX269	GLOBAL	Cartesian	1.28703	-1.18000	-9.00000	No	1.28703
DX270	GLOBAL	Cartesian	1.71605	-1.18000	-9.00000	No	1.71605
DX271	GLOBAL	Cartesian	2.57508	-1.18000	-9.00000	No	2.57508
DX272	GLOBAL	Cartesian	2.72518	-1.18000	-9.00000	No	2.72518
DX273	GLOBAL	Cartesian	2.87523	-1.18000	-9.00000	No	2.87523
DX274	GLOBAL	Cartesian	-2.87523	-1.18000	-8.00000	No	-2.87523
DX275	GLOBAL	Cartesian	-2.72518	-1.18000	-8.00000	No	-2.72518
DX276	GLOBAL	Cartesian	-2.57508	-1.18000	-8.00000	No	-2.57508
DX277	GLOBAL	Cartesian	-1.71605	-1.18000	-8.00000	No	-1.71605
DX278	GLOBAL	Cartesian	-1.28703	-1.18000	-8.00000	No	-1.28703
DX279	GLOBAL	Cartesian	-0.85801	-1.18000	-8.00000	No	-0.85801
DX280	GLOBAL	Cartesian	8.149E-14	-1.18000	-8.00000	No	8.149E-14
DX281	GLOBAL	Cartesian	0.85800	-1.18000	-8.00000	No	0.85800
DX282	GLOBAL	Cartesian	1.28703	-1.18000	-8.00000	No	1.28703
DX283	GLOBAL	Cartesian	1.71605	-1.18000	-8.00000	No	1.71605
DX284	GLOBAL	Cartesian	2.57508	-1.18000	-8.00000	No	2.57508
DX285	GLOBAL	Cartesian	2.72518	-1.18000	-8.00000	No	2.72518
DX286	GLOBAL	Cartesian	2.87523	-1.18000	-8.00000	No	2.87523
DX287	GLOBAL	Cartesian	-2.87523	-1.18000	-7.00000	No	-2.87523
DX288	GLOBAL	Cartesian	-2.72518	-1.18000	-7.00000	No	-2.72518
DX289	GLOBAL	Cartesian	-2.57508	-1.18000	-7.00000	No	-2.57508
DX290	GLOBAL	Cartesian	-1.71605	-1.18000	-7.00000	No	-1.71605
DX291	GLOBAL	Cartesian	-1.28703	-1.18000	-7.00000	No	-1.28703
DX292	GLOBAL	Cartesian	-0.85801	-1.18000	-7.00000	No	-0.85801
DX293	GLOBAL	Cartesian	8.149E-14	-1.18000	-7.00000	No	8.149E-14
DX294	GLOBAL	Cartesian	0.85800	-1.18000	-7.00000	No	0.85800
DX295	GLOBAL	Cartesian	1.28703	-1.18000	-7.00000	No	1.28703
DX296	GLOBAL	Cartesian	1.71605	-1.18000	-7.00000	No	1.71605
DX297	GLOBAL	Cartesian	2.57508	-1.18000	-7.00000	No	2.57508
DX298	GLOBAL	Cartesian	2.72518	-1.18000	-7.00000	No	2.72518
DX299	GLOBAL	Cartesian	2.87523	-1.18000	-7.00000	No	2.87523
DX300	GLOBAL	Cartesian	-2.87523	-1.18000	-6.00000	No	-2.87523
DX301	GLOBAL	Cartesian	-2.72518	-1.18000	-6.00000	No	-2.72518
DX302	GLOBAL	Cartesian	-2.57508	-1.18000	-6.00000	No	-2.57508
DX303	GLOBAL	Cartesian	-1.71605	-1.18000	-6.00000	No	-1.71605
DX304	GLOBAL	Cartesian	-1.28703	-1.18000	-6.00000	No	-1.28703
DX305	GLOBAL	Cartesian	-0.85801	-1.18000	-6.00000	No	-0.85801
DX306	GLOBAL	Cartesian	8.149E-14	-1.18000	-6.00000	No	8.149E-14
DX307	GLOBAL	Cartesian	0.85800	-1.18000	-6.00000	No	0.85800
DX308	GLOBAL	Cartesian	1.28703	-1.18000	-6.00000	No	1.28703
DX309	GLOBAL	Cartesian	1.71605	-1.18000	-6.00000	No	1.71605
DX310	GLOBAL	Cartesian	2.57508	-1.18000	-6.00000	No	2.57508
DX311	GLOBAL	Cartesian	2.72518	-1.18000	-6.00000	No	2.72518
DX312	GLOBAL	Cartesian	2.87523	-1.18000	-6.00000	No	2.87523
DX313	GLOBAL	Cartesian	-2.87523	-1.18000	-5.00000	No	-2.87523
DX314	GLOBAL	Cartesian	-2.72518	-1.18000	-5.00000	No	-2.72518
DX315	GLOBAL	Cartesian	-2.57508	-1.18000	-5.00000	No	-2.57508
DX316	GLOBAL	Cartesian	-1.71605	-1.18000	-5.00000	No	-1.71605
DX317	GLOBAL	Cartesian	-1.28703	-1.18000	-5.00000	No	-1.28703
DX318	GLOBAL	Cartesian	-0.85801	-1.18000	-5.00000	No	-0.85801
DX319	GLOBAL	Cartesian	8.149E-14	-1.18000	-5.00000	No	8.149E-14
DX320	GLOBAL	Cartesian	0.85800	-1.18000	-5.00000	No	0.85800
DX321	GLOBAL	Cartesian	1.28703	-1.18000	-5.00000	No	1.28703
DX322	GLOBAL	Cartesian	1.71605	-1.18000	-5.00000	No	1.71605
DX323	GLOBAL	Cartesian	2.57508	-1.18000	-5.00000	No	2.57508
DX324	GLOBAL	Cartesian	2.72518	-1.18000	-5.00000	No	2.72518
DX325	GLOBAL	Cartesian	2.87523	-1.18000	-5.00000	No	2.87523
DX326	GLOBAL	Cartesian	-2.87523	-1.18000	-4.00000	No	-2.87523
DX327	GLOBAL	Cartesian	-2.72518	-1.18000	-4.00000	No	-2.72518
DX328	GLOBAL	Cartesian	-2.57508	-1.18000	-4.00000	No	-2.57508
DX329	GLOBAL	Cartesian	-1.71605	-1.18000	-4.00000	No	-1.71605
DX330	GLOBAL	Cartesian	-1.28703	-1.18000	-4.00000	No	-1.28703
DX331	GLOBAL	Cartesian	-0.85801	-1.18000	-4.00000	No	-0.85801
DX332	GLOBAL	Cartesian	8.149E-14	-1.18000	-4.00000	No	8.149E-14
DX333	GLOBAL	Cartesian	0.85800	-1.18000	-4.00000	No	0.85800
DX334	GLOBAL	Cartesian	1.28703	-1.18000	-4.00000	No	1.28703
DX335	GLOBAL	Cartesian	1.71605	-1.18000	-4.00000	No	1.71605
DX336	GLOBAL	Cartesian	2.57508	-1.18000	-4.00000	No	2.57508
DX337	GLOBAL	Cartesian	2.72518	-1.18000	-4.00000	No	2.72518
DX338	GLOBAL	Cartesian	2.87523	-1.18000	-4.00000	No	2.87523
DX339	GLOBAL	Cartesian	-2.87523	-1.18000	-3.00000	No	-2.87523
DX340	GLOBAL	Cartesian	-2.72518	-1.18000	-3.00000	No	-2.72518
DX341	GLOBAL	Cartesian	-2.57508	-1.18000	-3.00000	No	-2.57508
DX342	GLOBAL	Cartesian	-1.71605	-1.18000	-3.00000	No	-1.71605
DX343	GLOBAL	Cartesian	-1.28703	-1.18000	-3.00000	No	-1.28703
DX344	GLOBAL	Cartesian	-0.85801	-1.18000	-3.00000	No	-0.85801
DX345	GLOBAL	Cartesian	8.149E-14	-1.18000	-3.00000	No	8.149E-14



Autorità Portuale di Taranto
Interventi per il dragaggio di 2,3 M m³ di sedimenti in area Molo Polisettoriale e per la realizzazione di un primo lotto della cassa di colmata funzionale all'ampliamento del V Sporgente del Porto di Taranto

Allegati alla relazione di calcolo strutturale allineamento "BC"

Data 05/2016
Rev. B
c.d.c.: C296A
514B

DX346	GLOBAL	Cartesian	0.85800	-1.18000	-3.00000	No	0.85800
DX347	GLOBAL	Cartesian	1.28703	-1.18000	-3.00000	No	1.28703
DX348	GLOBAL	Cartesian	1.71605	-1.18000	-3.00000	No	1.71605
DX349	GLOBAL	Cartesian	2.57508	-1.18000	-3.00000	No	2.57508
DX350	GLOBAL	Cartesian	2.72518	-1.18000	-3.00000	No	2.72518
DX351	GLOBAL	Cartesian	2.87523	-1.18000	-3.00000	No	2.87523
DX352	GLOBAL	Cartesian	-2.87523	-1.18000	-2.00000	No	-2.87523
DX353	GLOBAL	Cartesian	-2.72518	-1.18000	-2.00000	No	-2.72518
DX354	GLOBAL	Cartesian	-2.57508	-1.18000	-2.00000	No	-2.57508
DX355	GLOBAL	Cartesian	-1.71605	-1.18000	-2.00000	No	-1.71605
DX356	GLOBAL	Cartesian	-1.28703	-1.18000	-2.00000	No	-1.28703
DX357	GLOBAL	Cartesian	-0.85801	-1.18000	-2.00000	No	-0.85801
DX358	GLOBAL	Cartesian	8.149E-14	-1.18000	-2.00000	No	8.149E-14
DX359	GLOBAL	Cartesian	0.85800	-1.18000	-2.00000	No	0.85800
DX360	GLOBAL	Cartesian	1.28703	-1.18000	-2.00000	No	1.28703
DX361	GLOBAL	Cartesian	1.71605	-1.18000	-2.00000	No	1.71605
DX362	GLOBAL	Cartesian	2.57508	-1.18000	-2.00000	No	2.57508
DX363	GLOBAL	Cartesian	2.72518	-1.18000	-2.00000	No	2.72518
DX364	GLOBAL	Cartesian	2.87523	-1.18000	-2.00000	No	2.87523
DX365	GLOBAL	Cartesian	-2.87523	-1.18000	-1.00000	No	-2.87523
DX366	GLOBAL	Cartesian	-2.72518	-1.18000	-1.00000	No	-2.72518
DX367	GLOBAL	Cartesian	-2.57508	-1.18000	-1.00000	No	-2.57508
DX368	GLOBAL	Cartesian	-1.71605	-1.18000	-1.00000	No	-1.71605
DX369	GLOBAL	Cartesian	-1.28703	-1.18000	-1.00000	No	-1.28703
DX370	GLOBAL	Cartesian	-0.85801	-1.18000	-1.00000	No	-0.85801
DX371	GLOBAL	Cartesian	8.149E-14	-1.18000	-1.00000	No	8.149E-14
DX372	GLOBAL	Cartesian	0.85800	-1.18000	-1.00000	No	0.85800
DX373	GLOBAL	Cartesian	1.28703	-1.18000	-1.00000	No	1.28703
DX374	GLOBAL	Cartesian	1.71605	-1.18000	-1.00000	No	1.71605
DX375	GLOBAL	Cartesian	2.57508	-1.18000	-1.00000	No	2.57508
DX376	GLOBAL	Cartesian	2.72518	-1.18000	-1.00000	No	2.72518
DX377	GLOBAL	Cartesian	2.87523	-1.18000	-1.00000	No	2.87523
DX378	GLOBAL	Cartesian	-2.87523	-1.18000	0.00000	No	-2.87523
DX379	GLOBAL	Cartesian	-2.72518	-1.18000	0.00000	No	-2.72518
DX380	GLOBAL	Cartesian	-2.57508	-1.18000	0.00000	No	-2.57508
DX381	GLOBAL	Cartesian	-1.71605	-1.18000	0.00000	No	-1.71605
DX382	GLOBAL	Cartesian	-1.28703	-1.18000	0.00000	No	-1.28703
DX383	GLOBAL	Cartesian	-0.85801	-1.18000	0.00000	No	-0.85801
DX384	GLOBAL	Cartesian	8.149E-14	-1.18000	0.00000	No	8.149E-14
DX385	GLOBAL	Cartesian	0.85800	-1.18000	0.00000	No	0.85800
DX386	GLOBAL	Cartesian	1.28703	-1.18000	0.00000	No	1.28703
DX387	GLOBAL	Cartesian	1.71605	-1.18000	0.00000	No	1.71605
DX388	GLOBAL	Cartesian	2.57508	-1.18000	0.00000	No	2.57508
DX389	GLOBAL	Cartesian	2.72518	-1.18000	0.00000	No	2.72518
DX390	GLOBAL	Cartesian	2.87523	-1.18000	0.00000	No	2.87523
DX391	GLOBAL	Cartesian	-2.87523	-1.18000	1.00000	No	-2.87523
DX392	GLOBAL	Cartesian	-2.72518	-1.18000	1.00000	No	-2.72518
DX393	GLOBAL	Cartesian	-2.57508	-1.18000	1.00000	No	-2.57508
DX394	GLOBAL	Cartesian	-1.71605	-1.18000	1.00000	No	-1.71605
DX395	GLOBAL	Cartesian	-1.28703	-1.18000	1.00000	No	-1.28703
DX396	GLOBAL	Cartesian	-0.85801	-1.18000	1.00000	No	-0.85801
DX397	GLOBAL	Cartesian	8.149E-14	-1.18000	1.00000	No	8.149E-14
DX398	GLOBAL	Cartesian	0.85800	-1.18000	1.00000	No	0.85800
DX399	GLOBAL	Cartesian	1.28703	-1.18000	1.00000	No	1.28703
DX400	GLOBAL	Cartesian	1.71605	-1.18000	1.00000	No	1.71605
DX401	GLOBAL	Cartesian	2.57508	-1.18000	1.00000	No	2.57508
DX402	GLOBAL	Cartesian	2.72518	-1.18000	1.00000	No	2.72518
DX403	GLOBAL	Cartesian	2.87523	-1.18000	1.00000	No	2.87523
DX404	GLOBAL	Cartesian	-2.87523	-1.18000	2.00000	No	-2.87523
DX405	GLOBAL	Cartesian	-2.72518	-1.18000	2.00000	No	-2.72518
DX406	GLOBAL	Cartesian	-2.57508	-1.18000	2.00000	No	-2.57508
DX407	GLOBAL	Cartesian	-1.71605	-1.18000	2.00000	No	-1.71605
DX408	GLOBAL	Cartesian	-1.28703	-1.18000	2.00000	No	-1.28703
DX409	GLOBAL	Cartesian	-0.85801	-1.18000	2.00000	No	-0.85801
DX410	GLOBAL	Cartesian	8.149E-14	-1.18000	2.00000	No	8.149E-14
DX411	GLOBAL	Cartesian	0.85800	-1.18000	2.00000	No	0.85800
DX412	GLOBAL	Cartesian	1.28703	-1.18000	2.00000	No	1.28703
DX413	GLOBAL	Cartesian	1.71605	-1.18000	2.00000	No	1.71605
DX414	GLOBAL	Cartesian	2.57508	-1.18000	2.00000	No	2.57508
DX415	GLOBAL	Cartesian	2.72518	-1.18000	2.00000	No	2.72518
DX416	GLOBAL	Cartesian	2.87523	-1.18000	2.00000	No	2.87523
SX100	GLOBAL	Cartesian	1.28703	0.00000	-22.00000	No	1.28703
SX101	GLOBAL	Cartesian	1.71605	0.00000	-22.00000	Yes	1.71605
SX102	GLOBAL	Cartesian	2.57508	0.00000	-22.00000	Yes	2.57508
SX103	GLOBAL	Cartesian	2.72518	0.00000	-22.00000	No	2.72518
SX104	GLOBAL	Cartesian	2.87523	0.00000	-22.00000	Yes	2.87523
SX105	GLOBAL	Cartesian	-2.87523	0.00000	-21.00000	Yes	-2.87523
SX106	GLOBAL	Cartesian	-2.71595	0.00000	-21.00000	Yes	-2.71595
SX107	GLOBAL	Cartesian	-2.57508	0.00000	-21.00000	Yes	-2.57508
SX108	GLOBAL	Cartesian	-1.71605	0.00000	-21.00000	Yes	-1.71605
SX109	GLOBAL	Cartesian	-1.28703	0.00000	-21.00000	No	-1.28703



SX110	GLOBAL	Cartesian	-0.85801	0.00000	-21.00000	Yes	-0.85801
SX111	GLOBAL	Cartesian	8.149E-14	0.00000	-21.00000	Yes	8.149E-14
SX112	GLOBAL	Cartesian	0.85800	0.00000	-21.00000	Yes	0.85800
SX113	GLOBAL	Cartesian	1.28703	0.00000	-21.00000	No	1.28703
SX114	GLOBAL	Cartesian	1.71605	0.00000	-21.00000	Yes	1.71605
SX115	GLOBAL	Cartesian	2.57508	0.00000	-21.00000	Yes	2.57508
SX116	GLOBAL	Cartesian	2.72516	0.00000	-21.00000	No	2.72516
SX117	GLOBAL	Cartesian	2.87523	0.00000	-21.00000	Yes	2.87523
SX118	GLOBAL	Cartesian	-2.87523	0.00000	-20.00000	Yes	-2.87523
SX119	GLOBAL	Cartesian	-2.71595	0.00000	-20.00000	Yes	-2.71595
SX120	GLOBAL	Cartesian	-2.57508	0.00000	-20.00000	Yes	-2.57508
SX121	GLOBAL	Cartesian	-1.71605	0.00000	-20.00000	Yes	-1.71605
SX122	GLOBAL	Cartesian	-1.28703	0.00000	-20.00000	No	-1.28703
SX123	GLOBAL	Cartesian	-0.85801	0.00000	-20.00000	Yes	-0.85801
SX124	GLOBAL	Cartesian	8.149E-14	0.00000	-20.00000	Yes	8.149E-14
SX125	GLOBAL	Cartesian	0.85800	0.00000	-20.00000	Yes	0.85800
SX126	GLOBAL	Cartesian	1.28703	0.00000	-20.00000	No	1.28703
SX127	GLOBAL	Cartesian	1.71605	0.00000	-20.00000	Yes	1.71605
SX128	GLOBAL	Cartesian	2.57508	0.00000	-20.00000	Yes	2.57508
SX129	GLOBAL	Cartesian	2.72516	0.00000	-20.00000	No	2.72516
SX130	GLOBAL	Cartesian	2.87523	0.00000	-20.00000	Yes	2.87523
SX131	GLOBAL	Cartesian	-2.87523	0.00000	-19.00000	Yes	-2.87523
SX132	GLOBAL	Cartesian	-2.71595	0.00000	-19.00000	Yes	-2.71595
SX133	GLOBAL	Cartesian	-2.57508	0.00000	-19.00000	Yes	-2.57508
SX134	GLOBAL	Cartesian	-1.71605	0.00000	-19.00000	Yes	-1.71605
SX135	GLOBAL	Cartesian	-1.28703	0.00000	-19.00000	No	-1.28703
SX136	GLOBAL	Cartesian	-0.85801	0.00000	-19.00000	Yes	-0.85801
SX137	GLOBAL	Cartesian	8.149E-14	0.00000	-19.00000	Yes	8.149E-14
SX138	GLOBAL	Cartesian	0.85800	0.00000	-19.00000	Yes	0.85800
SX139	GLOBAL	Cartesian	1.28703	0.00000	-19.00000	No	1.28703
SX140	GLOBAL	Cartesian	1.71605	0.00000	-19.00000	Yes	1.71605
SX141	GLOBAL	Cartesian	2.57508	0.00000	-19.00000	Yes	2.57508
SX142	GLOBAL	Cartesian	2.72516	0.00000	-19.00000	No	2.72516
SX143	GLOBAL	Cartesian	2.87523	0.00000	-19.00000	Yes	2.87523
SX144	GLOBAL	Cartesian	-2.87523	0.00000	-18.00000	Yes	-2.87523
SX145	GLOBAL	Cartesian	-2.71595	0.00000	-18.00000	Yes	-2.71595
SX146	GLOBAL	Cartesian	-2.57508	0.00000	-18.00000	Yes	-2.57508
SX147	GLOBAL	Cartesian	-1.71605	0.00000	-18.00000	Yes	-1.71605
SX148	GLOBAL	Cartesian	-1.28703	0.00000	-18.00000	No	-1.28703
SX149	GLOBAL	Cartesian	-0.85801	0.00000	-18.00000	Yes	-0.85801
SX150	GLOBAL	Cartesian	8.149E-14	0.00000	-18.00000	Yes	8.149E-14
SX151	GLOBAL	Cartesian	0.85800	0.00000	-18.00000	Yes	0.85800
SX152	GLOBAL	Cartesian	1.28703	0.00000	-18.00000	No	1.28703
SX153	GLOBAL	Cartesian	1.71605	0.00000	-18.00000	Yes	1.71605
SX154	GLOBAL	Cartesian	2.57508	0.00000	-18.00000	Yes	2.57508
SX155	GLOBAL	Cartesian	2.72516	0.00000	-18.00000	No	2.72516
SX156	GLOBAL	Cartesian	2.87523	0.00000	-18.00000	Yes	2.87523
SX157	GLOBAL	Cartesian	-2.87523	0.00000	-17.00000	Yes	-2.87523
SX158	GLOBAL	Cartesian	-2.71595	0.00000	-17.00000	Yes	-2.71595
SX159	GLOBAL	Cartesian	-2.57508	0.00000	-17.00000	Yes	-2.57508
SX160	GLOBAL	Cartesian	-1.71605	0.00000	-17.00000	Yes	-1.71605
SX161	GLOBAL	Cartesian	-1.28703	0.00000	-17.00000	No	-1.28703
SX162	GLOBAL	Cartesian	-0.85801	0.00000	-17.00000	Yes	-0.85801
SX163	GLOBAL	Cartesian	8.149E-14	0.00000	-17.00000	Yes	8.149E-14
SX164	GLOBAL	Cartesian	0.85800	0.00000	-17.00000	Yes	0.85800
SX165	GLOBAL	Cartesian	1.28703	0.00000	-17.00000	No	1.28703
SX166	GLOBAL	Cartesian	1.71605	0.00000	-17.00000	Yes	1.71605
SX167	GLOBAL	Cartesian	2.57508	0.00000	-17.00000	Yes	2.57508
SX168	GLOBAL	Cartesian	2.72516	0.00000	-17.00000	No	2.72516
SX169	GLOBAL	Cartesian	2.87523	0.00000	-17.00000	Yes	2.87523
SX170	GLOBAL	Cartesian	-2.87523	0.00000	-16.00000	Yes	-2.87523
SX171	GLOBAL	Cartesian	-2.71595	0.00000	-16.00000	Yes	-2.71595
SX172	GLOBAL	Cartesian	-2.57508	0.00000	-16.00000	Yes	-2.57508
SX173	GLOBAL	Cartesian	-1.71605	0.00000	-16.00000	Yes	-1.71605
SX174	GLOBAL	Cartesian	-1.28703	0.00000	-16.00000	No	-1.28703
SX175	GLOBAL	Cartesian	-0.85801	0.00000	-16.00000	Yes	-0.85801
SX176	GLOBAL	Cartesian	8.149E-14	0.00000	-16.00000	Yes	8.149E-14
SX177	GLOBAL	Cartesian	0.85800	0.00000	-16.00000	Yes	0.85800
SX178	GLOBAL	Cartesian	1.28703	0.00000	-16.00000	No	1.28703
SX179	GLOBAL	Cartesian	1.71605	0.00000	-16.00000	Yes	1.71605
SX180	GLOBAL	Cartesian	2.57508	0.00000	-16.00000	Yes	2.57508
SX181	GLOBAL	Cartesian	2.72516	0.00000	-16.00000	No	2.72516
SX182	GLOBAL	Cartesian	2.87523	0.00000	-16.00000	Yes	2.87523
SX183	GLOBAL	Cartesian	-2.87523	0.00000	-15.00000	Yes	-2.87523
SX184	GLOBAL	Cartesian	-2.71595	0.00000	-15.00000	Yes	-2.71595
SX185	GLOBAL	Cartesian	-2.57508	0.00000	-15.00000	Yes	-2.57508
SX186	GLOBAL	Cartesian	-1.71605	0.00000	-15.00000	Yes	-1.71605
SX187	GLOBAL	Cartesian	-1.28703	0.00000	-15.00000	No	-1.28703
SX188	GLOBAL	Cartesian	-0.85801	0.00000	-15.00000	Yes	-0.85801
SX189	GLOBAL	Cartesian	8.149E-14	0.00000	-15.00000	Yes	8.149E-14
SX190	GLOBAL	Cartesian	0.85800	0.00000	-15.00000	Yes	0.85800



Autorità Portuale di Taranto
Interventi per il dragaggio di 2,3 M m³ di sedimenti in area Molo Polisettoriale e per la realizzazione di un primo lotto della cassa di colmata funzionale all'ampliamento del V Sporgente del Porto di Taranto

Allegati alla relazione di calcolo strutturale allineamento "BC"

Data 05/2016
Rev. B
c.d.c.: C296A
514B

SX191	GLOBAL	Cartesian	1.28703	0.00000	-15.00000	No	1.28703
SX192	GLOBAL	Cartesian	1.71605	0.00000	-15.00000	Yes	1.71605
SX193	GLOBAL	Cartesian	2.57508	0.00000	-15.00000	Yes	2.57508
SX194	GLOBAL	Cartesian	2.72516	0.00000	-15.00000	No	2.72516
SX195	GLOBAL	Cartesian	2.87523	0.00000	-15.00000	Yes	2.87523
SX196	GLOBAL	Cartesian	-2.87523	0.00000	-14.00000	Yes	-2.87523
SX197	GLOBAL	Cartesian	-2.71595	0.00000	-14.00000	Yes	-2.71595
SX198	GLOBAL	Cartesian	-2.57508	0.00000	-14.00000	Yes	-2.57508
SX199	GLOBAL	Cartesian	-1.71605	0.00000	-14.00000	Yes	-1.71605
SX200	GLOBAL	Cartesian	-1.28703	0.00000	-14.00000	No	-1.28703
SX201	GLOBAL	Cartesian	-0.85801	0.00000	-14.00000	Yes	-0.85801
SX202	GLOBAL	Cartesian	8.149E-14	0.00000	-14.00000	Yes	8.149E-14
SX203	GLOBAL	Cartesian	0.85800	0.00000	-14.00000	Yes	0.85800
SX204	GLOBAL	Cartesian	1.28703	0.00000	-14.00000	No	1.28703
SX205	GLOBAL	Cartesian	1.71605	0.00000	-14.00000	Yes	1.71605
SX206	GLOBAL	Cartesian	2.57508	0.00000	-14.00000	Yes	2.57508
SX207	GLOBAL	Cartesian	2.72516	0.00000	-14.00000	No	2.72516
SX208	GLOBAL	Cartesian	2.87523	0.00000	-14.00000	Yes	2.87523
SX209	GLOBAL	Cartesian	-2.87523	0.00000	-13.00000	Yes	-2.87523
SX210	GLOBAL	Cartesian	-2.71595	0.00000	-13.00000	Yes	-2.71595
SX211	GLOBAL	Cartesian	-2.57508	0.00000	-13.00000	Yes	-2.57508
SX212	GLOBAL	Cartesian	-1.71605	0.00000	-13.00000	Yes	-1.71605
SX213	GLOBAL	Cartesian	-1.28703	0.00000	-13.00000	No	-1.28703
SX214	GLOBAL	Cartesian	-0.85801	0.00000	-13.00000	Yes	-0.85801
SX215	GLOBAL	Cartesian	8.149E-14	0.00000	-13.00000	Yes	8.149E-14
SX216	GLOBAL	Cartesian	0.85800	0.00000	-13.00000	Yes	0.85800
SX217	GLOBAL	Cartesian	1.28703	0.00000	-13.00000	No	1.28703
SX218	GLOBAL	Cartesian	1.71605	0.00000	-13.00000	Yes	1.71605
SX219	GLOBAL	Cartesian	2.57508	0.00000	-13.00000	Yes	2.57508
SX220	GLOBAL	Cartesian	2.72516	0.00000	-13.00000	No	2.72516
SX221	GLOBAL	Cartesian	2.87523	0.00000	-13.00000	Yes	2.87523
SX222	GLOBAL	Cartesian	-2.87523	0.00000	-12.00000	Yes	-2.87523
SX223	GLOBAL	Cartesian	-2.71595	0.00000	-12.00000	Yes	-2.71595
SX224	GLOBAL	Cartesian	-2.57508	0.00000	-12.00000	Yes	-2.57508
SX225	GLOBAL	Cartesian	-1.71605	0.00000	-12.00000	Yes	-1.71605
SX226	GLOBAL	Cartesian	-1.28703	0.00000	-12.00000	No	-1.28703
SX227	GLOBAL	Cartesian	-0.85801	0.00000	-12.00000	Yes	-0.85801
SX228	GLOBAL	Cartesian	8.149E-14	0.00000	-12.00000	Yes	8.149E-14
SX229	GLOBAL	Cartesian	0.85800	0.00000	-12.00000	Yes	0.85800
SX230	GLOBAL	Cartesian	1.28703	0.00000	-12.00000	No	1.28703
SX231	GLOBAL	Cartesian	1.71605	0.00000	-12.00000	Yes	1.71605
SX232	GLOBAL	Cartesian	2.57508	0.00000	-12.00000	Yes	2.57508
SX233	GLOBAL	Cartesian	2.72516	0.00000	-12.00000	No	2.72516
SX234	GLOBAL	Cartesian	2.87523	0.00000	-12.00000	Yes	2.87523
SX235	GLOBAL	Cartesian	-2.87523	0.00000	-11.00000	Yes	-2.87523
SX236	GLOBAL	Cartesian	-2.71595	0.00000	-11.00000	Yes	-2.71595
SX237	GLOBAL	Cartesian	-2.57508	0.00000	-11.00000	Yes	-2.57508
SX238	GLOBAL	Cartesian	-1.71605	0.00000	-11.00000	Yes	-1.71605
SX239	GLOBAL	Cartesian	-1.28703	0.00000	-11.00000	No	-1.28703
SX240	GLOBAL	Cartesian	-0.85801	0.00000	-11.00000	Yes	-0.85801
SX241	GLOBAL	Cartesian	8.149E-14	0.00000	-11.00000	Yes	8.149E-14
SX242	GLOBAL	Cartesian	0.85800	0.00000	-11.00000	Yes	0.85800
SX243	GLOBAL	Cartesian	1.28703	0.00000	-11.00000	No	1.28703
SX244	GLOBAL	Cartesian	1.71605	0.00000	-11.00000	Yes	1.71605
SX245	GLOBAL	Cartesian	2.57508	0.00000	-11.00000	Yes	2.57508
SX246	GLOBAL	Cartesian	2.72516	0.00000	-11.00000	No	2.72516
SX247	GLOBAL	Cartesian	2.87523	0.00000	-11.00000	Yes	2.87523
SX248	GLOBAL	Cartesian	-2.87523	0.00000	-10.00000	Yes	-2.87523
SX249	GLOBAL	Cartesian	-2.71595	0.00000	-10.00000	Yes	-2.71595
SX250	GLOBAL	Cartesian	-2.57508	0.00000	-10.00000	Yes	-2.57508
SX251	GLOBAL	Cartesian	-1.71605	0.00000	-10.00000	Yes	-1.71605
SX252	GLOBAL	Cartesian	-1.28703	0.00000	-10.00000	No	-1.28703
SX253	GLOBAL	Cartesian	-0.85801	0.00000	-10.00000	Yes	-0.85801
SX254	GLOBAL	Cartesian	8.149E-14	0.00000	-10.00000	Yes	8.149E-14
SX255	GLOBAL	Cartesian	0.85800	0.00000	-10.00000	Yes	0.85800
SX256	GLOBAL	Cartesian	1.28703	0.00000	-10.00000	No	1.28703
SX257	GLOBAL	Cartesian	1.71605	0.00000	-10.00000	Yes	1.71605
SX258	GLOBAL	Cartesian	2.57508	0.00000	-10.00000	Yes	2.57508
SX259	GLOBAL	Cartesian	2.72516	0.00000	-10.00000	No	2.72516
SX260	GLOBAL	Cartesian	2.87523	0.00000	-10.00000	Yes	2.87523
SX261	GLOBAL	Cartesian	-2.87523	0.00000	-9.00000	Yes	-2.87523
SX262	GLOBAL	Cartesian	-2.71595	0.00000	-9.00000	Yes	-2.71595
SX263	GLOBAL	Cartesian	-2.57508	0.00000	-9.00000	Yes	-2.57508
SX264	GLOBAL	Cartesian	-1.71605	0.00000	-9.00000	Yes	-1.71605
SX265	GLOBAL	Cartesian	-1.28703	0.00000	-9.00000	No	-1.28703
SX266	GLOBAL	Cartesian	-0.85801	0.00000	-9.00000	Yes	-0.85801
SX267	GLOBAL	Cartesian	8.149E-14	0.00000	-9.00000	Yes	8.149E-14
SX268	GLOBAL	Cartesian	0.85800	0.00000	-9.00000	Yes	0.85800
SX269	GLOBAL	Cartesian	1.28703	0.00000	-9.00000	No	1.28703
SX270	GLOBAL	Cartesian	1.71605	0.00000	-9.00000	Yes	1.71605
SX271	GLOBAL	Cartesian	2.57508	0.00000	-9.00000	Yes	2.57508

SX272	GLOBAL	Cartesian	2.72516	0.00000	-9.00000	No	2.72516
SX273	GLOBAL	Cartesian	2.87523	0.00000	-9.00000	Yes	2.87523
SX274	GLOBAL	Cartesian	-2.87523	0.00000	-8.00000	Yes	-2.87523
SX275	GLOBAL	Cartesian	-2.71595	0.00000	-8.00000	Yes	-2.71595
SX276	GLOBAL	Cartesian	-2.57508	0.00000	-8.00000	Yes	-2.57508
SX277	GLOBAL	Cartesian	-1.71605	0.00000	-8.00000	Yes	-1.71605
SX278	GLOBAL	Cartesian	-1.28703	0.00000	-8.00000	No	-1.28703
SX279	GLOBAL	Cartesian	-0.85801	0.00000	-8.00000	Yes	-0.85801
SX280	GLOBAL	Cartesian	8.149E-14	0.00000	-8.00000	Yes	8.149E-14
SX281	GLOBAL	Cartesian	0.85800	0.00000	-8.00000	Yes	0.85800
SX282	GLOBAL	Cartesian	1.28703	0.00000	-8.00000	No	1.28703
SX283	GLOBAL	Cartesian	1.71605	0.00000	-8.00000	Yes	1.71605
SX284	GLOBAL	Cartesian	2.57508	0.00000	-8.00000	Yes	2.57508
SX285	GLOBAL	Cartesian	2.72516	0.00000	-8.00000	No	2.72516
SX286	GLOBAL	Cartesian	2.87523	0.00000	-8.00000	Yes	2.87523
SX287	GLOBAL	Cartesian	-2.87523	0.00000	-7.00000	Yes	-2.87523
SX288	GLOBAL	Cartesian	-2.71595	0.00000	-7.00000	Yes	-2.71595
SX289	GLOBAL	Cartesian	-2.57508	0.00000	-7.00000	Yes	-2.57508
SX290	GLOBAL	Cartesian	-1.71605	0.00000	-7.00000	Yes	-1.71605
SX291	GLOBAL	Cartesian	-1.28703	0.00000	-7.00000	No	-1.28703
SX292	GLOBAL	Cartesian	-0.85801	0.00000	-7.00000	Yes	-0.85801
SX293	GLOBAL	Cartesian	8.149E-14	0.00000	-7.00000	Yes	8.149E-14
SX294	GLOBAL	Cartesian	0.85800	0.00000	-7.00000	Yes	0.85800
SX295	GLOBAL	Cartesian	1.28703	0.00000	-7.00000	No	1.28703
SX296	GLOBAL	Cartesian	1.71605	0.00000	-7.00000	Yes	1.71605
SX297	GLOBAL	Cartesian	2.57508	0.00000	-7.00000	Yes	2.57508
SX298	GLOBAL	Cartesian	2.72516	0.00000	-7.00000	No	2.72516
SX299	GLOBAL	Cartesian	2.87523	0.00000	-7.00000	Yes	2.87523
SX300	GLOBAL	Cartesian	-2.87523	0.00000	-6.00000	Yes	-2.87523
SX301	GLOBAL	Cartesian	-2.71595	0.00000	-6.00000	Yes	-2.71595
SX302	GLOBAL	Cartesian	-2.57508	0.00000	-6.00000	Yes	-2.57508
SX303	GLOBAL	Cartesian	-1.71605	0.00000	-6.00000	Yes	-1.71605
SX304	GLOBAL	Cartesian	-1.28703	0.00000	-6.00000	No	-1.28703
SX305	GLOBAL	Cartesian	-0.85801	0.00000	-6.00000	Yes	-0.85801
SX306	GLOBAL	Cartesian	8.149E-14	0.00000	-6.00000	Yes	8.149E-14
SX307	GLOBAL	Cartesian	0.85800	0.00000	-6.00000	Yes	0.85800
SX308	GLOBAL	Cartesian	1.28703	0.00000	-6.00000	No	1.28703
SX309	GLOBAL	Cartesian	1.71605	0.00000	-6.00000	Yes	1.71605
SX310	GLOBAL	Cartesian	2.57508	0.00000	-6.00000	Yes	2.57508
SX311	GLOBAL	Cartesian	2.72516	0.00000	-6.00000	No	2.72516
SX312	GLOBAL	Cartesian	2.87523	0.00000	-6.00000	Yes	2.87523
SX313	GLOBAL	Cartesian	-2.87523	0.00000	-5.00000	Yes	-2.87523
SX314	GLOBAL	Cartesian	-2.71595	0.00000	-5.00000	Yes	-2.71595
SX315	GLOBAL	Cartesian	-2.57508	0.00000	-5.00000	Yes	-2.57508
SX316	GLOBAL	Cartesian	-1.71605	0.00000	-5.00000	Yes	-1.71605
SX317	GLOBAL	Cartesian	-1.28703	0.00000	-5.00000	No	-1.28703
SX318	GLOBAL	Cartesian	-0.85801	0.00000	-5.00000	Yes	-0.85801
SX319	GLOBAL	Cartesian	8.149E-14	0.00000	-5.00000	Yes	8.149E-14
SX320	GLOBAL	Cartesian	0.85800	0.00000	-5.00000	Yes	0.85800
SX321	GLOBAL	Cartesian	1.28703	0.00000	-5.00000	No	1.28703
SX322	GLOBAL	Cartesian	1.71605	0.00000	-5.00000	Yes	1.71605
SX323	GLOBAL	Cartesian	2.57508	0.00000	-5.00000	Yes	2.57508
SX324	GLOBAL	Cartesian	2.72516	0.00000	-5.00000	No	2.72516
SX325	GLOBAL	Cartesian	2.87523	0.00000	-5.00000	Yes	2.87523
SX326	GLOBAL	Cartesian	-2.87523	0.00000	-4.00000	Yes	-2.87523
SX327	GLOBAL	Cartesian	-2.71595	0.00000	-4.00000	Yes	-2.71595
SX328	GLOBAL	Cartesian	-2.57508	0.00000	-4.00000	Yes	-2.57508
SX329	GLOBAL	Cartesian	-1.71605	0.00000	-4.00000	Yes	-1.71605
SX330	GLOBAL	Cartesian	-1.28703	0.00000	-4.00000	No	-1.28703
SX331	GLOBAL	Cartesian	-0.85801	0.00000	-4.00000	Yes	-0.85801
SX332	GLOBAL	Cartesian	8.149E-14	0.00000	-4.00000	Yes	8.149E-14
SX333	GLOBAL	Cartesian	0.85800	0.00000	-4.00000	Yes	0.85800
SX334	GLOBAL	Cartesian	1.28703	0.00000	-4.00000	No	1.28703
SX335	GLOBAL	Cartesian	1.71605	0.00000	-4.00000	Yes	1.71605
SX336	GLOBAL	Cartesian	2.57508	0.00000	-4.00000	Yes	2.57508
SX337	GLOBAL	Cartesian	2.72516	0.00000	-4.00000	No	2.72516
SX338	GLOBAL	Cartesian	2.87523	0.00000	-4.00000	Yes	2.87523
SX339	GLOBAL	Cartesian	-2.87523	0.00000	-3.00000	Yes	-2.87523
SX340	GLOBAL	Cartesian	-2.71595	0.00000	-3.00000	Yes	-2.71595
SX341	GLOBAL	Cartesian	-2.57508	0.00000	-3.00000	Yes	-2.57508
SX342	GLOBAL	Cartesian	-1.71605	0.00000	-3.00000	Yes	-1.71605
SX343	GLOBAL	Cartesian	-1.28703	0.00000	-3.00000	No	-1.28703
SX344	GLOBAL	Cartesian	-0.85801	0.00000	-3.00000	Yes	-0.85801
SX345	GLOBAL	Cartesian	8.149E-14	0.00000	-3.00000	Yes	8.149E-14
SX346	GLOBAL	Cartesian	0.85800	0.00000	-3.00000	Yes	0.85800
SX347	GLOBAL	Cartesian	1.28703	0.00000	-3.00000	No	1.28703
SX348	GLOBAL	Cartesian	1.71605	0.00000	-3.00000	Yes	1.71605
SX349	GLOBAL	Cartesian	2.57508	0.00000	-3.00000	Yes	2.57508
SX350	GLOBAL	Cartesian	2.72516	0.00000	-3.00000	No	2.72516
SX351	GLOBAL	Cartesian	2.87523	0.00000	-3.00000	Yes	2.87523
SX352	GLOBAL	Cartesian	-2.87523	0.00000	-2.00000	Yes	-2.87523

SX353	GLOBAL	Cartesian	-2.71595	0.00000	-2.00000	Yes	-2.71595
SX354	GLOBAL	Cartesian	-2.57508	0.00000	-2.00000	Yes	-2.57508
SX355	GLOBAL	Cartesian	-1.71605	0.00000	-2.00000	Yes	-1.71605
SX356	GLOBAL	Cartesian	-1.28703	0.00000	-2.00000	No	-1.28703
SX357	GLOBAL	Cartesian	-0.85801	0.00000	-2.00000	Yes	-0.85801
SX358	GLOBAL	Cartesian	8.149E-14	0.00000	-2.00000	Yes	8.149E-14
SX359	GLOBAL	Cartesian	0.85800	0.00000	-2.00000	Yes	0.85800
SX360	GLOBAL	Cartesian	1.28703	0.00000	-2.00000	No	1.28703
SX361	GLOBAL	Cartesian	1.71605	0.00000	-2.00000	Yes	1.71605
SX362	GLOBAL	Cartesian	2.57508	0.00000	-2.00000	Yes	2.57508
SX363	GLOBAL	Cartesian	2.72516	0.00000	-2.00000	No	2.72516
SX364	GLOBAL	Cartesian	2.87523	0.00000	-2.00000	Yes	2.87523
SX365	GLOBAL	Cartesian	-2.87523	0.00000	-1.00000	Yes	-2.87523
SX366	GLOBAL	Cartesian	-2.71595	0.00000	-1.00000	Yes	-2.71595
SX367	GLOBAL	Cartesian	-2.57508	0.00000	-1.00000	Yes	-2.57508
SX368	GLOBAL	Cartesian	-1.71605	0.00000	-1.00000	Yes	-1.71605
SX369	GLOBAL	Cartesian	-1.28703	0.00000	-1.00000	No	-1.28703
SX370	GLOBAL	Cartesian	-0.85801	0.00000	-1.00000	Yes	-0.85801
SX371	GLOBAL	Cartesian	8.149E-14	0.00000	-1.00000	Yes	8.149E-14
SX372	GLOBAL	Cartesian	0.85800	0.00000	-1.00000	Yes	0.85800
SX373	GLOBAL	Cartesian	1.28703	0.00000	-1.00000	No	1.28703
SX374	GLOBAL	Cartesian	1.71605	0.00000	-1.00000	Yes	1.71605
SX375	GLOBAL	Cartesian	2.57508	0.00000	-1.00000	Yes	2.57508
SX376	GLOBAL	Cartesian	2.72516	0.00000	-1.00000	No	2.72516
SX377	GLOBAL	Cartesian	2.87523	0.00000	-1.00000	Yes	2.87523
SX378	GLOBAL	Cartesian	-2.87523	0.00000	0.00000	Yes	-2.87523
SX379	GLOBAL	Cartesian	-2.71595	0.00000	0.00000	Yes	-2.71595
SX380	GLOBAL	Cartesian	-2.57508	0.00000	0.00000	Yes	-2.57508
SX381	GLOBAL	Cartesian	-1.71605	0.00000	0.00000	Yes	-1.71605
SX382	GLOBAL	Cartesian	-1.28703	0.00000	0.00000	No	-1.28703
SX383	GLOBAL	Cartesian	-0.85801	0.00000	0.00000	Yes	-0.85801
SX384	GLOBAL	Cartesian	8.149E-14	0.00000	0.00000	Yes	8.149E-14
SX385	GLOBAL	Cartesian	0.85800	0.00000	0.00000	Yes	0.85800
SX386	GLOBAL	Cartesian	1.28703	0.00000	0.00000	No	1.28703
SX387	GLOBAL	Cartesian	1.71605	0.00000	0.00000	Yes	1.71605
SX388	GLOBAL	Cartesian	2.57508	0.00000	0.00000	Yes	2.57508
SX389	GLOBAL	Cartesian	2.72516	0.00000	0.00000	No	2.72516
SX390	GLOBAL	Cartesian	2.87523	0.00000	0.00000	Yes	2.87523
SX392	GLOBAL	Cartesian	-2.87523	0.00000	1.00000	No	-2.87523
SX393	GLOBAL	Cartesian	-2.71595	0.00000	1.00000	No	-2.71595
SX394	GLOBAL	Cartesian	-2.57508	0.00000	1.00000	No	-2.57508
SX395	GLOBAL	Cartesian	-1.71605	0.00000	1.00000	No	-1.71605
SX396	GLOBAL	Cartesian	-1.28703	0.00000	1.00000	No	-1.28703
SX397	GLOBAL	Cartesian	-0.85801	0.00000	1.00000	No	-0.85801
SX398	GLOBAL	Cartesian	8.149E-14	0.00000	1.00000	No	8.149E-14
SX399	GLOBAL	Cartesian	0.85800	0.00000	1.00000	No	0.85800
SX400	GLOBAL	Cartesian	1.28703	0.00000	1.00000	No	1.28703
SX401	GLOBAL	Cartesian	1.71605	0.00000	1.00000	No	1.71605
SX402	GLOBAL	Cartesian	2.57508	0.00000	1.00000	No	2.57508
SX403	GLOBAL	Cartesian	2.72516	0.00000	1.00000	No	2.72516
SX404	GLOBAL	Cartesian	2.87523	0.00000	1.00000	No	2.87523
SX405	GLOBAL	Cartesian	-2.87523	0.00000	2.00000	No	-2.87523
SX406	GLOBAL	Cartesian	-2.71595	0.00000	2.00000	No	-2.71595
SX407	GLOBAL	Cartesian	-2.57508	0.00000	2.00000	No	-2.57508
SX408	GLOBAL	Cartesian	-1.71605	0.00000	2.00000	No	-1.71605
SX409	GLOBAL	Cartesian	-1.28703	0.00000	2.00000	No	-1.28703
SX410	GLOBAL	Cartesian	-0.85801	0.00000	2.00000	No	-0.85801
SX411	GLOBAL	Cartesian	8.149E-14	0.00000	2.00000	No	8.149E-14
SX412	GLOBAL	Cartesian	0.85800	0.00000	2.00000	No	0.85800
SX413	GLOBAL	Cartesian	1.28703	0.00000	2.00000	No	1.28703
SX414	GLOBAL	Cartesian	1.71605	0.00000	2.00000	No	1.71605
SX415	GLOBAL	Cartesian	2.57508	0.00000	2.00000	No	2.57508
SX416	GLOBAL	Cartesian	2.72516	0.00000	2.00000	No	2.72516
SX417	GLOBAL	Cartesian	2.87523	0.00000	2.00000	No	2.87523

Table: Joint Coordinates, Part 2 of 2

Joint	GlobalY m	GlobalZ m	GUID
DX14	-1.18000	-28.00000	
DX15	-1.18000	-28.00000	
DX16	-1.18000	-28.00000	
DX17	-1.18000	-28.00000	
DX18	-1.18000	-28.00000	
DX19	-1.18000	-28.00000	
DX20	-1.18000	-28.00000	
DX21	-1.18000	-28.00000	
DX22	-1.18000	-28.00000	
DX23	-1.18000	-28.00000	



Autorità Portuale di Taranto
Interventi per il dragaggio di 2,3 M m³ di sedimenti in area Molo Polisettoriale e per la realizzazione di un primo lotto della cassa di colmata funzionale all'ampliamento del V Sporgente del Porto di Taranto

Allegati alla relazione di calcolo strutturale allineamento "BC"

Data 05/2016
Rev. B
c.d.c.: C296A
514B



DX24	-1.18000	-28.00000
DX25	-1.18000	-28.00000
DX26	-1.18000	-28.00000
DX27	-1.18000	-27.00000
DX28	-1.18000	-27.00000
DX29	-1.18000	-27.00000
DX30	-1.18000	-27.00000
DX31	-1.18000	-27.00000
DX32	-1.18000	-27.00000
DX33	-1.18000	-27.00000
DX34	-1.18000	-27.00000
DX35	-1.18000	-27.00000
DX36	-1.18000	-27.00000
DX37	-1.18000	-27.00000
DX38	-1.18000	-27.00000
DX39	-1.18000	-27.00000
DX40	-1.18000	-26.00000
DX41	-1.18000	-26.00000
DX42	-1.18000	-26.00000
DX43	-1.18000	-26.00000
DX44	-1.18000	-26.00000
DX45	-1.18000	-26.00000
DX46	-1.18000	-26.00000
DX47	-1.18000	-26.00000
DX48	-1.18000	-26.00000
DX49	-1.18000	-26.00000
DX50	-1.18000	-26.00000
DX51	-1.18000	-26.00000
DX52	-1.18000	-26.00000
DX53	-1.18000	-25.00000
DX54	-1.18000	-25.00000
DX55	-1.18000	-25.00000
DX56	-1.18000	-25.00000
DX57	-1.18000	-25.00000
DX58	-1.18000	-25.00000
DX59	-1.18000	-25.00000
DX60	-1.18000	-25.00000
DX61	-1.18000	-25.00000
DX62	-1.18000	-25.00000
DX63	-1.18000	-25.00000
DX64	-1.18000	-25.00000
DX65	-1.18000	-25.00000
DX66	-1.18000	-24.00000
DX67	-1.18000	-24.00000
DX68	-1.18000	-24.00000
DX69	-1.18000	-24.00000
DX70	-1.18000	-24.00000
DX71	-1.18000	-24.00000
DX72	-1.18000	-24.00000
DX73	-1.18000	-24.00000
DX74	-1.18000	-24.00000
DX75	-1.18000	-24.00000
DX76	-1.18000	-24.00000
DX77	-1.18000	-24.00000
DX78	-1.18000	-24.00000
DX79	-1.18000	-23.00000
DX80	-1.18000	-23.00000
DX81	-1.18000	-23.00000
DX82	-1.18000	-23.00000
DX83	-1.18000	-23.00000
DX84	-1.18000	-23.00000
DX85	-1.18000	-23.00000
DX86	-1.18000	-23.00000
DX87	-1.18000	-23.00000
DX88	-1.18000	-23.00000
DX89	-1.18000	-23.00000
DX90	-1.18000	-23.00000
DX91	-1.18000	-23.00000
DX92	-1.18000	-22.00000
DX93	-1.18000	-22.00000
DX94	-1.18000	-22.00000
DX95	-1.18000	-22.00000
DX96	-1.18000	-22.00000
DX97	-1.18000	-22.00000
DX98	-1.18000	-22.00000
DX99	-1.18000	-22.00000
SX14	0.00000	-28.00000
SX15	0.00000	-28.00000
SX16	0.00000	-28.00000
SX17	0.00000	-28.00000
SX18	0.00000	-28.00000



Autorità Portuale di Taranto
Interventi per il dragaggio di 2,3 M m³ di sedimenti in area Molo Polisettoriale e per la realizzazione di un primo lotto della cassa di colmata funzionale all'ampliamento del V Sporgente del Porto di Taranto

Allegati alla relazione di calcolo strutturale allineamento "BC"

Data 05/2016
Rev. B
c.d.c.: C296A
514B



ingLuigiSeverini.studio
Ingegneria Italiana



SX19	0.00000	-28.00000
SX20	0.00000	-28.00000
SX21	0.00000	-28.00000
SX22	0.00000	-28.00000
SX23	0.00000	-28.00000
SX24	0.00000	-28.00000
SX25	0.00000	-28.00000
SX26	0.00000	-28.00000
SX27	0.00000	-27.00000
SX28	0.00000	-27.00000
SX29	0.00000	-27.00000
SX30	0.00000	-27.00000
SX31	0.00000	-27.00000
SX32	0.00000	-27.00000
SX33	0.00000	-27.00000
SX34	0.00000	-27.00000
SX35	0.00000	-27.00000
SX36	0.00000	-27.00000
SX37	0.00000	-27.00000
SX38	0.00000	-27.00000
SX39	0.00000	-27.00000
SX40	0.00000	-26.00000
SX41	0.00000	-26.00000
SX42	0.00000	-26.00000
SX43	0.00000	-26.00000
SX44	0.00000	-26.00000
SX45	0.00000	-26.00000
SX46	0.00000	-26.00000
SX47	0.00000	-26.00000
SX48	0.00000	-26.00000
SX49	0.00000	-26.00000
SX50	0.00000	-26.00000
SX51	0.00000	-26.00000
SX52	0.00000	-26.00000
SX53	0.00000	-25.00000
SX54	0.00000	-25.00000
SX55	0.00000	-25.00000
SX56	0.00000	-25.00000
SX57	0.00000	-25.00000
SX58	0.00000	-25.00000
SX59	0.00000	-25.00000
SX60	0.00000	-25.00000
SX61	0.00000	-25.00000
SX62	0.00000	-25.00000
SX63	0.00000	-25.00000
SX64	0.00000	-25.00000
SX65	0.00000	-25.00000
SX66	0.00000	-24.00000
SX67	0.00000	-24.00000
SX68	0.00000	-24.00000
SX69	0.00000	-24.00000
SX70	0.00000	-24.00000
SX71	0.00000	-24.00000
SX72	0.00000	-24.00000
SX73	0.00000	-24.00000
SX74	0.00000	-24.00000
SX75	0.00000	-24.00000
SX76	0.00000	-24.00000
SX77	0.00000	-24.00000
SX78	0.00000	-24.00000
SX79	0.00000	-23.00000
SX80	0.00000	-23.00000
SX81	0.00000	-23.00000
SX82	0.00000	-23.00000
SX83	0.00000	-23.00000
SX84	0.00000	-23.00000
SX85	0.00000	-23.00000
SX86	0.00000	-23.00000
SX87	0.00000	-23.00000
SX88	0.00000	-23.00000
SX89	0.00000	-23.00000
SX90	0.00000	-23.00000
SX91	0.00000	-23.00000
SX92	0.00000	-22.00000
SX93	0.00000	-22.00000
SX94	0.00000	-22.00000
SX95	0.00000	-22.00000
SX96	0.00000	-22.00000
SX97	0.00000	-22.00000
SX98	0.00000	-22.00000
SX99	0.00000	-22.00000



Autorità Portuale di Taranto
Interventi per il dragaggio di 2,3 M m³ di sedimenti in area Molo Polisettoriale e per la realizzazione di un primo lotto della cassa di colmata funzionale all'ampliamento del V Sporgente del Porto di Taranto

Allegati alla relazione di calcolo strutturale allineamento "BC"

Data 05/2016
Rev. B
c.d.c.: C296A
514B



DX100	-1.18000	-22.00000
DX101	-1.18000	-22.00000
DX102	-1.18000	-22.00000
DX103	-1.18000	-22.00000
DX104	-1.18000	-22.00000
DX105	-1.18000	-21.00000
DX106	-1.18000	-21.00000
DX107	-1.18000	-21.00000
DX108	-1.18000	-21.00000
DX109	-1.18000	-21.00000
DX110	-1.18000	-21.00000
DX111	-1.18000	-21.00000
DX112	-1.18000	-21.00000
DX113	-1.18000	-21.00000
DX114	-1.18000	-21.00000
DX115	-1.18000	-21.00000
DX116	-1.18000	-21.00000
DX117	-1.18000	-21.00000
DX118	-1.18000	-20.00000
DX119	-1.18000	-20.00000
DX120	-1.18000	-20.00000
DX121	-1.18000	-20.00000
DX122	-1.18000	-20.00000
DX123	-1.18000	-20.00000
DX124	-1.18000	-20.00000
DX125	-1.18000	-20.00000
DX126	-1.18000	-20.00000
DX127	-1.18000	-20.00000
DX128	-1.18000	-20.00000
DX129	-1.18000	-20.00000
DX130	-1.18000	-20.00000
DX131	-1.18000	-19.00000
DX132	-1.18000	-19.00000
DX133	-1.18000	-19.00000
DX134	-1.18000	-19.00000
DX135	-1.18000	-19.00000
DX136	-1.18000	-19.00000
DX137	-1.18000	-19.00000
DX138	-1.18000	-19.00000
DX139	-1.18000	-19.00000
DX140	-1.18000	-19.00000
DX141	-1.18000	-19.00000
DX142	-1.18000	-19.00000
DX143	-1.18000	-19.00000
DX144	-1.18000	-18.00000
DX145	-1.18000	-18.00000
DX146	-1.18000	-18.00000
DX147	-1.18000	-18.00000
DX148	-1.18000	-18.00000
DX149	-1.18000	-18.00000
DX150	-1.18000	-18.00000
DX151	-1.18000	-18.00000
DX152	-1.18000	-18.00000
DX153	-1.18000	-18.00000
DX154	-1.18000	-18.00000
DX155	-1.18000	-18.00000
DX156	-1.18000	-18.00000
DX157	-1.18000	-17.00000
DX158	-1.18000	-17.00000
DX159	-1.18000	-17.00000
DX160	-1.18000	-17.00000
DX161	-1.18000	-17.00000
DX162	-1.18000	-17.00000
DX163	-1.18000	-17.00000
DX164	-1.18000	-17.00000
DX165	-1.18000	-17.00000
DX166	-1.18000	-17.00000
DX167	-1.18000	-17.00000
DX168	-1.18000	-17.00000
DX169	-1.18000	-17.00000
DX170	-1.18000	-16.00000
DX171	-1.18000	-16.00000
DX172	-1.18000	-16.00000
DX173	-1.18000	-16.00000
DX174	-1.18000	-16.00000
DX175	-1.18000	-16.00000
DX176	-1.18000	-16.00000
DX177	-1.18000	-16.00000
DX178	-1.18000	-16.00000
DX179	-1.18000	-16.00000
DX180	-1.18000	-16.00000



Autorità Portuale di Taranto
 Interventi per il dragaggio di 2,3 M m³ di sedimenti in area Molo Polisettoriale e per la realizzazione di un primo lotto della cassa di colmata funzionale all'ampliamento del V Sporgente del Porto di Taranto

Allegati alla relazione di calcolo strutturale allineamento "BC"

Data 05/2016
 Rev. B
 c.d.c.: C296A
 514B



DX181	-1.18000	-16.00000
DX182	-1.18000	-16.00000
DX183	-1.18000	-15.00000
DX184	-1.18000	-15.00000
DX185	-1.18000	-15.00000
DX186	-1.18000	-15.00000
DX187	-1.18000	-15.00000
DX188	-1.18000	-15.00000
DX189	-1.18000	-15.00000
DX190	-1.18000	-15.00000
DX191	-1.18000	-15.00000
DX192	-1.18000	-15.00000
DX193	-1.18000	-15.00000
DX194	-1.18000	-15.00000
DX195	-1.18000	-15.00000
DX196	-1.18000	-14.00000
DX197	-1.18000	-14.00000
DX198	-1.18000	-14.00000
DX199	-1.18000	-14.00000
DX200	-1.18000	-14.00000
DX201	-1.18000	-14.00000
DX202	-1.18000	-14.00000
DX203	-1.18000	-14.00000
DX204	-1.18000	-14.00000
DX205	-1.18000	-14.00000
DX206	-1.18000	-14.00000
DX207	-1.18000	-14.00000
DX208	-1.18000	-14.00000
DX209	-1.18000	-13.00000
DX210	-1.18000	-13.00000
DX211	-1.18000	-13.00000
DX212	-1.18000	-13.00000
DX213	-1.18000	-13.00000
DX214	-1.18000	-13.00000
DX215	-1.18000	-13.00000
DX216	-1.18000	-13.00000
DX217	-1.18000	-13.00000
DX218	-1.18000	-13.00000
DX219	-1.18000	-13.00000
DX220	-1.18000	-13.00000
DX221	-1.18000	-13.00000
DX222	-1.18000	-12.00000
DX223	-1.18000	-12.00000
DX224	-1.18000	-12.00000
DX225	-1.18000	-12.00000
DX226	-1.18000	-12.00000
DX227	-1.18000	-12.00000
DX228	-1.18000	-12.00000
DX229	-1.18000	-12.00000
DX230	-1.18000	-12.00000
DX231	-1.18000	-12.00000
DX232	-1.18000	-12.00000
DX233	-1.18000	-12.00000
DX234	-1.18000	-12.00000
DX235	-1.18000	-11.00000
DX236	-1.18000	-11.00000
DX237	-1.18000	-11.00000
DX238	-1.18000	-11.00000
DX239	-1.18000	-11.00000
DX240	-1.18000	-11.00000
DX241	-1.18000	-11.00000
DX242	-1.18000	-11.00000
DX243	-1.18000	-11.00000
DX244	-1.18000	-11.00000
DX245	-1.18000	-11.00000
DX246	-1.18000	-11.00000
DX247	-1.18000	-11.00000
DX248	-1.18000	-10.00000
DX249	-1.18000	-10.00000
DX250	-1.18000	-10.00000
DX251	-1.18000	-10.00000
DX252	-1.18000	-10.00000
DX253	-1.18000	-10.00000
DX254	-1.18000	-10.00000
DX255	-1.18000	-10.00000
DX256	-1.18000	-10.00000
DX257	-1.18000	-10.00000
DX258	-1.18000	-10.00000
DX259	-1.18000	-10.00000
DX260	-1.18000	-10.00000
DX261	-1.18000	-9.00000



Autorità Portuale di Taranto
Interventi per il dragaggio di 2,3 M m³ di sedimenti in area Molo Polisettoriale e per la realizzazione di un primo lotto della cassa di colmata funzionale all'ampliamento del V Sporgente del Porto di Taranto

Allegati alla relazione di calcolo strutturale allineamento "BC"

Data 05/2016
Rev. B
c.d.c.: C296A
514B

DX262	-1.18000	-9.00000
DX263	-1.18000	-9.00000
DX264	-1.18000	-9.00000
DX265	-1.18000	-9.00000
DX266	-1.18000	-9.00000
DX267	-1.18000	-9.00000
DX268	-1.18000	-9.00000
DX269	-1.18000	-9.00000
DX270	-1.18000	-9.00000
DX271	-1.18000	-9.00000
DX272	-1.18000	-9.00000
DX273	-1.18000	-9.00000
DX274	-1.18000	-8.00000
DX275	-1.18000	-8.00000
DX276	-1.18000	-8.00000
DX277	-1.18000	-8.00000
DX278	-1.18000	-8.00000
DX279	-1.18000	-8.00000
DX280	-1.18000	-8.00000
DX281	-1.18000	-8.00000
DX282	-1.18000	-8.00000
DX283	-1.18000	-8.00000
DX284	-1.18000	-8.00000
DX285	-1.18000	-8.00000
DX286	-1.18000	-8.00000
DX287	-1.18000	-7.00000
DX288	-1.18000	-7.00000
DX289	-1.18000	-7.00000
DX290	-1.18000	-7.00000
DX291	-1.18000	-7.00000
DX292	-1.18000	-7.00000
DX293	-1.18000	-7.00000
DX294	-1.18000	-7.00000
DX295	-1.18000	-7.00000
DX296	-1.18000	-7.00000
DX297	-1.18000	-7.00000
DX298	-1.18000	-7.00000
DX299	-1.18000	-7.00000
DX300	-1.18000	-6.00000
DX301	-1.18000	-6.00000
DX302	-1.18000	-6.00000
DX303	-1.18000	-6.00000
DX304	-1.18000	-6.00000
DX305	-1.18000	-6.00000
DX306	-1.18000	-6.00000
DX307	-1.18000	-6.00000
DX308	-1.18000	-6.00000
DX309	-1.18000	-6.00000
DX310	-1.18000	-6.00000
DX311	-1.18000	-6.00000
DX312	-1.18000	-6.00000
DX313	-1.18000	-5.00000
DX314	-1.18000	-5.00000
DX315	-1.18000	-5.00000
DX316	-1.18000	-5.00000
DX317	-1.18000	-5.00000
DX318	-1.18000	-5.00000
DX319	-1.18000	-5.00000
DX320	-1.18000	-5.00000
DX321	-1.18000	-5.00000
DX322	-1.18000	-5.00000
DX323	-1.18000	-5.00000
DX324	-1.18000	-5.00000
DX325	-1.18000	-5.00000
DX326	-1.18000	-4.00000
DX327	-1.18000	-4.00000
DX328	-1.18000	-4.00000
DX329	-1.18000	-4.00000
DX330	-1.18000	-4.00000
DX331	-1.18000	-4.00000
DX332	-1.18000	-4.00000
DX333	-1.18000	-4.00000
DX334	-1.18000	-4.00000
DX335	-1.18000	-4.00000
DX336	-1.18000	-4.00000
DX337	-1.18000	-4.00000
DX338	-1.18000	-4.00000
DX339	-1.18000	-3.00000
DX340	-1.18000	-3.00000
DX341	-1.18000	-3.00000
DX342	-1.18000	-3.00000



Autorità Portuale di Taranto
Interventi per il dragaggio di 2,3 M m³ di sedimenti in area Molo Polisettoriale e per la realizzazione di un primo lotto della cassa di colmata funzionale all'ampliamento del V Sporgente del Porto di Taranto

Allegati alla relazione di calcolo strutturale allineamento "BC"

Data 05/2016
Rev. B
c.d.c.: C296A
514B

DX343	-1.18000	-3.00000
DX344	-1.18000	-3.00000
DX345	-1.18000	-3.00000
DX346	-1.18000	-3.00000
DX347	-1.18000	-3.00000
DX348	-1.18000	-3.00000
DX349	-1.18000	-3.00000
DX350	-1.18000	-3.00000
DX351	-1.18000	-3.00000
DX352	-1.18000	-2.00000
DX353	-1.18000	-2.00000
DX354	-1.18000	-2.00000
DX355	-1.18000	-2.00000
DX356	-1.18000	-2.00000
DX357	-1.18000	-2.00000
DX358	-1.18000	-2.00000
DX359	-1.18000	-2.00000
DX360	-1.18000	-2.00000
DX361	-1.18000	-2.00000
DX362	-1.18000	-2.00000
DX363	-1.18000	-2.00000
DX364	-1.18000	-2.00000
DX365	-1.18000	-1.00000
DX366	-1.18000	-1.00000
DX367	-1.18000	-1.00000
DX368	-1.18000	-1.00000
DX369	-1.18000	-1.00000
DX370	-1.18000	-1.00000
DX371	-1.18000	-1.00000
DX372	-1.18000	-1.00000
DX373	-1.18000	-1.00000
DX374	-1.18000	-1.00000
DX375	-1.18000	-1.00000
DX376	-1.18000	-1.00000
DX377	-1.18000	-1.00000
DX378	-1.18000	0.00000
DX379	-1.18000	0.00000
DX380	-1.18000	0.00000
DX381	-1.18000	0.00000
DX382	-1.18000	0.00000
DX383	-1.18000	0.00000
DX384	-1.18000	0.00000
DX385	-1.18000	0.00000
DX386	-1.18000	0.00000
DX387	-1.18000	0.00000
DX388	-1.18000	0.00000
DX389	-1.18000	0.00000
DX390	-1.18000	0.00000
DX391	-1.18000	1.00000
DX392	-1.18000	1.00000
DX393	-1.18000	1.00000
DX394	-1.18000	1.00000
DX395	-1.18000	1.00000
DX396	-1.18000	1.00000
DX397	-1.18000	1.00000
DX398	-1.18000	1.00000
DX399	-1.18000	1.00000
DX400	-1.18000	1.00000
DX401	-1.18000	1.00000
DX402	-1.18000	1.00000
DX403	-1.18000	1.00000
DX404	-1.18000	2.00000
DX405	-1.18000	2.00000
DX406	-1.18000	2.00000
DX407	-1.18000	2.00000
DX408	-1.18000	2.00000
DX409	-1.18000	2.00000
DX410	-1.18000	2.00000
DX411	-1.18000	2.00000
DX412	-1.18000	2.00000
DX413	-1.18000	2.00000
DX414	-1.18000	2.00000
DX415	-1.18000	2.00000
DX416	-1.18000	2.00000
SX100	0.00000	-22.00000
SX101	0.00000	-22.00000
SX102	0.00000	-22.00000
SX103	0.00000	-22.00000
SX104	0.00000	-22.00000
SX105	0.00000	-21.00000
SX106	0.00000	-21.00000



SX107	0.00000	-21.00000
SX108	0.00000	-21.00000
SX109	0.00000	-21.00000
SX110	0.00000	-21.00000
SX111	0.00000	-21.00000
SX112	0.00000	-21.00000
SX113	0.00000	-21.00000
SX114	0.00000	-21.00000
SX115	0.00000	-21.00000
SX116	0.00000	-21.00000
SX117	0.00000	-21.00000
SX118	0.00000	-20.00000
SX119	0.00000	-20.00000
SX120	0.00000	-20.00000
SX121	0.00000	-20.00000
SX122	0.00000	-20.00000
SX123	0.00000	-20.00000
SX124	0.00000	-20.00000
SX125	0.00000	-20.00000
SX126	0.00000	-20.00000
SX127	0.00000	-20.00000
SX128	0.00000	-20.00000
SX129	0.00000	-20.00000
SX130	0.00000	-20.00000
SX131	0.00000	-19.00000
SX132	0.00000	-19.00000
SX133	0.00000	-19.00000
SX134	0.00000	-19.00000
SX135	0.00000	-19.00000
SX136	0.00000	-19.00000
SX137	0.00000	-19.00000
SX138	0.00000	-19.00000
SX139	0.00000	-19.00000
SX140	0.00000	-19.00000
SX141	0.00000	-19.00000
SX142	0.00000	-19.00000
SX143	0.00000	-19.00000
SX144	0.00000	-18.00000
SX145	0.00000	-18.00000
SX146	0.00000	-18.00000
SX147	0.00000	-18.00000
SX148	0.00000	-18.00000
SX149	0.00000	-18.00000
SX150	0.00000	-18.00000
SX151	0.00000	-18.00000
SX152	0.00000	-18.00000
SX153	0.00000	-18.00000
SX154	0.00000	-18.00000
SX155	0.00000	-18.00000
SX156	0.00000	-18.00000
SX157	0.00000	-17.00000
SX158	0.00000	-17.00000
SX159	0.00000	-17.00000
SX160	0.00000	-17.00000
SX161	0.00000	-17.00000
SX162	0.00000	-17.00000
SX163	0.00000	-17.00000
SX164	0.00000	-17.00000
SX165	0.00000	-17.00000
SX166	0.00000	-17.00000
SX167	0.00000	-17.00000
SX168	0.00000	-17.00000
SX169	0.00000	-17.00000
SX170	0.00000	-16.00000
SX171	0.00000	-16.00000
SX172	0.00000	-16.00000
SX173	0.00000	-16.00000
SX174	0.00000	-16.00000
SX175	0.00000	-16.00000
SX176	0.00000	-16.00000
SX177	0.00000	-16.00000
SX178	0.00000	-16.00000
SX179	0.00000	-16.00000
SX180	0.00000	-16.00000
SX181	0.00000	-16.00000
SX182	0.00000	-16.00000
SX183	0.00000	-15.00000
SX184	0.00000	-15.00000
SX185	0.00000	-15.00000
SX186	0.00000	-15.00000
SX187	0.00000	-15.00000



Autorità Portuale di Taranto
Interventi per il dragaggio di 2,3 M m³ di sedimenti in area Molo Polisettoriale e per la realizzazione di un primo lotto della cassa di colmata funzionale all'ampliamento del V Sporgente del Porto di Taranto

Allegati alla relazione di calcolo strutturale allineamento "BC"

Data 05/2016
Rev. B
c.d.c.: C296A
514B



ingLuigiSeverini.studio
Ingegneria Italiana



SX188	0.00000	-15.00000
SX189	0.00000	-15.00000
SX190	0.00000	-15.00000
SX191	0.00000	-15.00000
SX192	0.00000	-15.00000
SX193	0.00000	-15.00000
SX194	0.00000	-15.00000
SX195	0.00000	-15.00000
SX196	0.00000	-14.00000
SX197	0.00000	-14.00000
SX198	0.00000	-14.00000
SX199	0.00000	-14.00000
SX200	0.00000	-14.00000
SX201	0.00000	-14.00000
SX202	0.00000	-14.00000
SX203	0.00000	-14.00000
SX204	0.00000	-14.00000
SX205	0.00000	-14.00000
SX206	0.00000	-14.00000
SX207	0.00000	-14.00000
SX208	0.00000	-14.00000
SX209	0.00000	-13.00000
SX210	0.00000	-13.00000
SX211	0.00000	-13.00000
SX212	0.00000	-13.00000
SX213	0.00000	-13.00000
SX214	0.00000	-13.00000
SX215	0.00000	-13.00000
SX216	0.00000	-13.00000
SX217	0.00000	-13.00000
SX218	0.00000	-13.00000
SX219	0.00000	-13.00000
SX220	0.00000	-13.00000
SX221	0.00000	-13.00000
SX222	0.00000	-12.00000
SX223	0.00000	-12.00000
SX224	0.00000	-12.00000
SX225	0.00000	-12.00000
SX226	0.00000	-12.00000
SX227	0.00000	-12.00000
SX228	0.00000	-12.00000
SX229	0.00000	-12.00000
SX230	0.00000	-12.00000
SX231	0.00000	-12.00000
SX232	0.00000	-12.00000
SX233	0.00000	-12.00000
SX234	0.00000	-12.00000
SX235	0.00000	-11.00000
SX236	0.00000	-11.00000
SX237	0.00000	-11.00000
SX238	0.00000	-11.00000
SX239	0.00000	-11.00000
SX240	0.00000	-11.00000
SX241	0.00000	-11.00000
SX242	0.00000	-11.00000
SX243	0.00000	-11.00000
SX244	0.00000	-11.00000
SX245	0.00000	-11.00000
SX246	0.00000	-11.00000
SX247	0.00000	-11.00000
SX248	0.00000	-10.00000
SX249	0.00000	-10.00000
SX250	0.00000	-10.00000
SX251	0.00000	-10.00000
SX252	0.00000	-10.00000
SX253	0.00000	-10.00000
SX254	0.00000	-10.00000
SX255	0.00000	-10.00000
SX256	0.00000	-10.00000
SX257	0.00000	-10.00000
SX258	0.00000	-10.00000
SX259	0.00000	-10.00000
SX260	0.00000	-10.00000
SX261	0.00000	-9.00000
SX262	0.00000	-9.00000
SX263	0.00000	-9.00000
SX264	0.00000	-9.00000
SX265	0.00000	-9.00000
SX266	0.00000	-9.00000
SX267	0.00000	-9.00000
SX268	0.00000	-9.00000



Autorità Portuale di Taranto
Interventi per il dragaggio di 2,3 M m³ di sedimenti in area Molo Polisettoriale e per la realizzazione di un primo lotto della cassa di colmata funzionale all'ampliamento del V Sporgente del Porto di Taranto

Allegati alla relazione di calcolo strutturale allineamento "BC"

Data 05/2016
Rev. B
c.d.c.: C296A
514B



SX269	0.00000	-9.00000
SX270	0.00000	-9.00000
SX271	0.00000	-9.00000
SX272	0.00000	-9.00000
SX273	0.00000	-9.00000
SX274	0.00000	-8.00000
SX275	0.00000	-8.00000
SX276	0.00000	-8.00000
SX277	0.00000	-8.00000
SX278	0.00000	-8.00000
SX279	0.00000	-8.00000
SX280	0.00000	-8.00000
SX281	0.00000	-8.00000
SX282	0.00000	-8.00000
SX283	0.00000	-8.00000
SX284	0.00000	-8.00000
SX285	0.00000	-8.00000
SX286	0.00000	-8.00000
SX287	0.00000	-7.00000
SX288	0.00000	-7.00000
SX289	0.00000	-7.00000
SX290	0.00000	-7.00000
SX291	0.00000	-7.00000
SX292	0.00000	-7.00000
SX293	0.00000	-7.00000
SX294	0.00000	-7.00000
SX295	0.00000	-7.00000
SX296	0.00000	-7.00000
SX297	0.00000	-7.00000
SX298	0.00000	-7.00000
SX299	0.00000	-7.00000
SX300	0.00000	-6.00000
SX301	0.00000	-6.00000
SX302	0.00000	-6.00000
SX303	0.00000	-6.00000
SX304	0.00000	-6.00000
SX305	0.00000	-6.00000
SX306	0.00000	-6.00000
SX307	0.00000	-6.00000
SX308	0.00000	-6.00000
SX309	0.00000	-6.00000
SX310	0.00000	-6.00000
SX311	0.00000	-6.00000
SX312	0.00000	-6.00000
SX313	0.00000	-5.00000
SX314	0.00000	-5.00000
SX315	0.00000	-5.00000
SX316	0.00000	-5.00000
SX317	0.00000	-5.00000
SX318	0.00000	-5.00000
SX319	0.00000	-5.00000
SX320	0.00000	-5.00000
SX321	0.00000	-5.00000
SX322	0.00000	-5.00000
SX323	0.00000	-5.00000
SX324	0.00000	-5.00000
SX325	0.00000	-5.00000
SX326	0.00000	-4.00000
SX327	0.00000	-4.00000
SX328	0.00000	-4.00000
SX329	0.00000	-4.00000
SX330	0.00000	-4.00000
SX331	0.00000	-4.00000
SX332	0.00000	-4.00000
SX333	0.00000	-4.00000
SX334	0.00000	-4.00000
SX335	0.00000	-4.00000
SX336	0.00000	-4.00000
SX337	0.00000	-4.00000
SX338	0.00000	-4.00000
SX339	0.00000	-3.00000
SX340	0.00000	-3.00000
SX341	0.00000	-3.00000
SX342	0.00000	-3.00000
SX343	0.00000	-3.00000
SX344	0.00000	-3.00000
SX345	0.00000	-3.00000
SX346	0.00000	-3.00000
SX347	0.00000	-3.00000
SX348	0.00000	-3.00000
SX349	0.00000	-3.00000



Autorità Portuale di Taranto
 Interventi per il dragaggio di 2,3 M m³ di sedimenti in area Molo Polisettoriale e per la realizzazione di un primo lotto della cassa di colmanta funzionale all'ampliamento del V Sporgente del Porto di Taranto

Allegati alla relazione di calcolo strutturale allineamento "BC"

Data 05/2016
 Rev. B
 c.d.c.: C296A
 514B

SX350	0.00000	-3.00000
SX351	0.00000	-3.00000
SX352	0.00000	-2.00000
SX353	0.00000	-2.00000
SX354	0.00000	-2.00000
SX355	0.00000	-2.00000
SX356	0.00000	-2.00000
SX357	0.00000	-2.00000
SX358	0.00000	-2.00000
SX359	0.00000	-2.00000
SX360	0.00000	-2.00000
SX361	0.00000	-2.00000
SX362	0.00000	-2.00000
SX363	0.00000	-2.00000
SX364	0.00000	-2.00000
SX365	0.00000	-1.00000
SX366	0.00000	-1.00000
SX367	0.00000	-1.00000
SX368	0.00000	-1.00000
SX369	0.00000	-1.00000
SX370	0.00000	-1.00000
SX371	0.00000	-1.00000
SX372	0.00000	-1.00000
SX373	0.00000	-1.00000
SX374	0.00000	-1.00000
SX375	0.00000	-1.00000
SX376	0.00000	-1.00000
SX377	0.00000	-1.00000
SX378	0.00000	0.00000
SX379	0.00000	0.00000
SX380	0.00000	0.00000
SX381	0.00000	0.00000
SX382	0.00000	0.00000
SX383	0.00000	0.00000
SX384	0.00000	0.00000
SX385	0.00000	0.00000
SX386	0.00000	0.00000
SX387	0.00000	0.00000
SX388	0.00000	0.00000
SX389	0.00000	0.00000
SX390	0.00000	0.00000
SX392	0.00000	1.00000
SX393	0.00000	1.00000
SX394	0.00000	1.00000
SX395	0.00000	1.00000
SX396	0.00000	1.00000
SX397	0.00000	1.00000
SX398	0.00000	1.00000
SX399	0.00000	1.00000
SX400	0.00000	1.00000
SX401	0.00000	1.00000
SX402	0.00000	1.00000
SX403	0.00000	1.00000
SX404	0.00000	1.00000
SX405	0.00000	2.00000
SX406	0.00000	2.00000
SX407	0.00000	2.00000
SX408	0.00000	2.00000
SX409	0.00000	2.00000
SX410	0.00000	2.00000
SX411	0.00000	2.00000
SX412	0.00000	2.00000
SX413	0.00000	2.00000
SX414	0.00000	2.00000
SX415	0.00000	2.00000
SX416	0.00000	2.00000
SX417	0.00000	2.00000

Table: Joint Pattern Assignments

Joint	Pattern	Value
SX25	P_INT_MONTE_F	262.699798
SX25	P_INT_MONTE_0	397.599985
SX25	P_V_2	0.000000
SX25	P_V_3	0.000000
SX25	P_V_4	0.000000
SX25	P_V_5	0.000000
SX25	P_M_2	-641.472023



Autorità Portuale di Taranto
Interventi per il dragaggio di 2,3 M³ di sedimenti in area Molo Polisettoriale e per la realizzazione di un primo lotto della cassa di colmanta funzionale all'ampliamento del V Sporgente del Porto di Taranto

Allegati alla relazione di calcolo strutturale allineamento "BC"

Data 05/2016
Rev. B
c.d.c.: C296A
514B

SX25	P_M_3	-637.198756
SX38	P_INT_MONTE_F	248.499798
SX38	P_INT_MONTE_0	383.399985
SX38	P_V_2	0.000000
SX38	P_V_3	0.000000
SX38	P_V_4	0.000000
SX38	P_V_5	0.000000
SX38	P_M_2	-518.619713
SX38	P_M_3	-634.548445
SX51	P_INT_MONTE_F	234.299798
SX51	P_INT_MONTE_0	369.199985
SX51	P_V_2	0.000000
SX51	P_V_3	0.000000
SX51	P_V_4	0.000000
SX51	P_V_5	0.000000
SX51	P_M_2	-259.999900
SX51	P_M_3	-429.768599
SX64	P_INT_MONTE_F	220.099798
SX64	P_INT_MONTE_0	354.999985
SX64	P_V_2	0.000000
SX64	P_V_3	0.000000
SX64	P_V_4	0.000000
SX64	P_V_5	0.000000
SX64	P_M_2	-285.725501
SX64	P_M_3	-395.557781
SX77	P_INT_MONTE_F	206.195627
SX77	P_INT_MONTE_0	341.095814
SX77	P_V_2	0.000000
SX77	P_V_3	0.000000
SX77	P_V_4	0.000000
SX77	P_V_5	0.000000
SX77	P_M_2	-274.026543
SX77	P_M_3	-415.849045
SX90	P_INT_MONTE_F	191.108127
SX90	P_INT_MONTE_0	326.008314
SX90	P_V_2	0.000000
SX90	P_V_3	0.000000
SX90	P_V_4	0.000000
SX90	P_V_5	0.000000
SX90	P_M_2	-264.374755
SX90	P_M_3	-540.369100
SX103	P_INT_MONTE_F	177.499798
SX103	P_INT_MONTE_0	312.399985
SX103	P_V_2	0.000000
SX103	P_V_3	0.000000
SX103	P_V_4	0.000000
SX103	P_V_5	0.000000
SX103	P_M_2	-248.065428
SX103	P_M_3	-408.160694
SX116	P_INT_MONTE_F	163.299798
SX116	P_INT_MONTE_0	298.199985
SX116	P_V_2	0.000000
SX116	P_V_3	0.000000
SX116	P_V_4	0.000000
SX116	P_V_5	0.000000
SX116	P_M_2	-230.603201
SX116	P_M_3	-388.979666
SX129	P_INT_MONTE_F	149.099798
SX129	P_INT_MONTE_0	283.999985
SX129	P_V_2	0.000000
SX129	P_V_3	0.000000
SX129	P_V_4	0.000000
SX129	P_V_5	0.000000
SX129	P_M_2	-213.026352
SX129	P_M_3	-373.280101
SX142	P_INT_MONTE_F	134.899798
SX142	P_INT_MONTE_0	270.687485
SX142	P_V_2	0.000000
SX142	P_V_3	0.000000
SX142	P_V_4	0.000000
SX142	P_V_5	0.000000
SX142	P_M_2	-195.710135
SX142	P_M_3	-357.611990
SX155	P_INT_MONTE_F	120.699600
SX155	P_INT_MONTE_0	255.599786
SX155	P_V_2	0.000000
SX155	P_V_3	0.000000
SX155	P_V_4	0.000000
SX155	P_V_5	0.000000
SX155	P_M_2	-179.018581
SX155	P_M_3	-341.064704

**Autorità Portuale di Taranto**

Interventi per il dragaggio di 2,3 M³ di sedimenti in area Molo Polisettoriale e per la realizzazione di un primo lotto della cassa di colmata funzionale all'ampliamento del V Sporgente del Porto di Taranto

Allegati alla relazione di calcolo strutturale allineamento "BC"

Data 05/2016
Rev. B
c.d.c.: C296A
514B

SX168	P_INT_MONTE_F	106.499798
SX168	P_INT_MONTE_0	240.512485
SX168	P_V_2	0.000000
SX168	P_V_3	0.000000
SX168	P_V_4	0.000000
SX168	P_V_5	0.000000
SX168	P_M_2	-163.086649
SX168	P_M_3	-323.042081
SX181	P_INT_MONTE_F	92.299798
SX181	P_INT_MONTE_0	227.199985
SX181	P_V_2	0.000000
SX181	P_V_3	0.000000
SX181	P_V_4	0.000000
SX181	P_V_5	0.000000
SX181	P_M_2	-147.626515
SX181	P_M_3	-304.200053
SX194	P_INT_MONTE_F	78.099798
SX194	P_INT_MONTE_0	212.999985
SX194	P_V_2	0.000000
SX194	P_V_3	0.000000
SX194	P_V_4	0.000000
SX194	P_V_5	0.000000
SX194	P_M_2	-132.958155
SX194	P_M_3	-283.709001
SX207	P_INT_MONTE_F	63.899798
SX207	P_INT_MONTE_0	198.799985
SX207	P_V_2	0.000000
SX207	P_V_3	0.000000
SX207	P_V_4	0.000000
SX207	P_V_5	0.000000
SX207	P_M_2	-118.783629
SX207	P_M_3	-262.415121
SX220	P_INT_MONTE_F	50.291470
SX220	P_INT_MONTE_0	185.191656
SX220	P_V_2	0.000000
SX220	P_V_3	0.000000
SX220	P_V_4	0.000000
SX220	P_V_5	0.000000
SX220	P_M_2	-105.338034
SX220	P_M_3	-239.316102
SX233	P_INT_MONTE_F	35.203970
SX233	P_INT_MONTE_0	170.104156
SX233	P_V_2	0.000000
SX233	P_V_3	0.000000
SX233	P_V_4	0.000000
SX233	P_V_5	0.000000
SX233	P_M_2	-93.117358
SX233	P_M_3	-215.562812
SX246	P_INT_MONTE_F	21.299798
SX246	P_INT_MONTE_0	156.199985
SX246	P_V_2	0.000000
SX246	P_V_3	0.000000
SX246	P_V_4	0.000000
SX246	P_V_5	0.000000
SX246	P_M_2	-83.153751
SX246	P_M_3	-190.033636
SX259	P_INT_MONTE_F	7.099798
SX259	P_INT_MONTE_0	141.999985
SX259	P_V_2	0.000000
SX259	P_V_3	0.000000
SX259	P_V_4	0.000000
SX259	P_V_5	0.000000
SX259	P_M_2	-65.489626
SX259	P_M_3	-162.683737
SX272	P_INT_MONTE_F	0.000000
SX272	P_INT_MONTE_0	127.799985
SX272	P_V_2	0.000000
SX272	P_V_3	0.000000
SX272	P_V_4	0.000000
SX272	P_V_5	0.000000
SX272	P_M_2	-105.849838
SX272	P_M_3	-89.999901
SX285	P_INT_MONTE_F	0.000000
SX285	P_INT_MONTE_0	113.599808
SX285	P_V_2	0.000000
SX285	P_V_3	0.000000
SX285	P_V_4	0.000000
SX285	P_V_5	0.000000
SX285	P_M_2	-96.652738
SX285	P_M_3	-80.099901
SX298	P_INT_MONTE_F	0.000000

**Autorità Portuale di Taranto**

Interventi per il dragaggio di 2,3 M m³ di sedimenti in area Molo Polisettoriale e per la realizzazione di un primo lotto della cassa di colmata funzionale all'ampliamento del V Sporgente del Porto di Taranto

Allegati alla relazione di calcolo strutturale allineamento "BC"

Data 05/2016
 Rev. B
 c.d.c.: C296A
 514B

SX298	P_INT_MONTE_0	99.399985
SX298	P_V_2	0.000000
SX298	P_V_3	0.000000
SX298	P_V_4	0.000000
SX298	P_V_5	0.000000
SX298	P_M_2	-87.455638
SX298	P_M_3	-70.199901
SX311	P_INT_MONTE_F	0.000000
SX311	P_INT_MONTE_0	85.199985
SX311	P_V_2	0.000000
SX311	P_V_3	0.000000
SX311	P_V_4	0.000000
SX311	P_V_5	0.000000
SX311	P_M_2	-78.258538
SX311	P_M_3	-60.299901
SX324	P_INT_MONTE_F	0.000000
SX324	P_INT_MONTE_0	70.999985
SX324	P_V_2	0.000000
SX324	P_V_3	0.000000
SX324	P_V_4	0.000000
SX324	P_V_5	0.000000
SX324	P_M_2	-69.061438
SX324	P_M_3	-50.399901
SX337	P_INT_MONTE_F	0.000000
SX337	P_INT_MONTE_0	55.912485
SX337	P_V_2	0.000000
SX337	P_V_3	0.000000
SX337	P_V_4	0.000000
SX337	P_V_5	0.000000
SX337	P_M_2	-59.864338
SX337	P_M_3	-40.499901
SX19	P_INT_MONTE_F	262.699798
SX19	P_INT_MONTE_0	397.599985
SX19	P_V_2	0.000000
SX19	P_V_3	0.000000
SX19	P_V_4	0.000000
SX19	P_V_5	0.000000
SX19	P_M_2	-641.472023
SX19	P_M_3	-637.198756
SX21	P_INT_MONTE_F	262.699798
SX21	P_INT_MONTE_0	397.599985
SX21	P_V_2	0.000000
SX21	P_V_3	0.000000
SX21	P_V_4	0.000000
SX21	P_V_5	0.000000
SX21	P_M_2	-641.472023
SX21	P_M_3	-637.198756
SX14	P_INT_MONTE_F	262.699798
SX14	P_INT_MONTE_0	397.599985
SX14	P_V_2	0.000000
SX14	P_V_3	0.000000
SX14	P_V_4	0.000000
SX14	P_V_5	0.000000
SX14	P_M_2	-641.472023
SX14	P_M_3	-637.198756
SX26	P_INT_MONTE_F	262.699798
SX26	P_INT_MONTE_0	397.599985
SX26	P_V_2	0.000000
SX26	P_V_3	0.000000
SX26	P_V_4	0.000000
SX26	P_V_5	0.000000
SX26	P_M_2	-641.472023
SX26	P_M_3	-637.198756
SX15	P_INT_MONTE_F	262.699798
SX15	P_INT_MONTE_0	397.599985
SX15	P_V_2	0.000000
SX15	P_V_3	0.000000
SX15	P_V_4	0.000000
SX15	P_V_5	0.000000
SX15	P_M_2	-641.472023
SX15	P_M_3	-637.198756
SX16	P_INT_MONTE_F	262.699798
SX16	P_INT_MONTE_0	397.599985
SX16	P_V_2	0.000000
SX16	P_V_3	0.000000
SX16	P_V_4	0.000000
SX16	P_V_5	0.000000
SX16	P_M_2	-641.472023
SX16	P_M_3	-637.198756
SX24	P_INT_MONTE_F	262.699798
SX24	P_INT_MONTE_0	397.599985

SX24	P_V_2	0.000000
SX24	P_V_3	0.000000
SX24	P_V_4	0.000000
SX24	P_V_5	0.000000
SX24	P_M_2	-641.472023
SX24	P_M_3	-637.198756
SX350	P_INT_MONTE_F	0.000000
SX350	P_INT_MONTE_0	42.599772
SX350	P_V_2	0.000000
SX350	P_V_3	0.000000
SX350	P_V_4	0.000000
SX350	P_V_5	0.000000
SX350	P_M_2	-50.667241
SX350	P_M_3	-30.599904
SX20	P_INT_MONTE_F	262.699798
SX20	P_INT_MONTE_0	397.599985
SX20	P_V_2	0.000000
SX20	P_V_3	0.000000
SX20	P_V_4	0.000000
SX20	P_V_5	0.000000
SX20	P_M_2	-641.472023
SX20	P_M_3	-637.198756
SX17	P_INT_MONTE_F	262.699798
SX17	P_INT_MONTE_0	397.599985
SX17	P_V_2	0.000000
SX17	P_V_3	0.000000
SX17	P_V_4	0.000000
SX17	P_V_5	0.000000
SX17	P_M_2	-641.472023
SX17	P_M_3	-637.198756
SX23	P_INT_MONTE_F	262.699798
SX23	P_INT_MONTE_0	397.599985
SX23	P_V_2	0.000000
SX23	P_V_3	0.000000
SX23	P_V_4	0.000000
SX23	P_V_5	0.000000
SX23	P_M_2	-641.472023
SX23	P_M_3	-637.198756
DX19	P_INT_VALLE_F	-262.699798
DX19	P_INT_VALLE_0	-397.599985
DX19	P_M_2	0.000000
DX19	P_M_3	0.000000
DX19	P_M_4	0.000000
DX19	P_M_5	0.000000
DX19	P_V_2	548.837669
DX19	P_V_3	632.354799
DX21	P_INT_VALLE_F	-262.699798
DX21	P_INT_VALLE_0	-397.599985
DX21	P_M_2	0.000000
DX21	P_M_3	0.000000
DX21	P_M_4	0.000000
DX21	P_M_5	0.000000
DX21	P_V_2	548.837669
DX21	P_V_3	632.354799
DX26	P_INT_VALLE_F	-262.699798
DX26	P_INT_VALLE_0	-397.599985
DX26	P_M_2	0.000000
DX26	P_M_3	0.000000
DX26	P_M_4	0.000000
DX26	P_M_5	0.000000
DX26	P_V_2	548.837669
DX26	P_V_3	632.354799
DX14	P_INT_VALLE_F	-262.699798
DX14	P_INT_VALLE_0	-397.599985
DX14	P_M_2	0.000000
DX14	P_M_3	0.000000
DX14	P_M_4	0.000000
DX14	P_M_5	0.000000
DX14	P_V_2	548.837669
DX14	P_V_3	632.354799
DX20	P_INT_VALLE_F	-262.699798
DX20	P_INT_VALLE_0	-397.599985
DX20	P_M_2	0.000000
DX20	P_M_3	0.000000
DX20	P_M_4	0.000000
DX20	P_M_5	0.000000
DX20	P_V_2	548.837669
DX20	P_V_3	632.354799
DX16	P_INT_VALLE_F	-262.699798
DX16	P_INT_VALLE_0	-397.599985
DX16	P_M_2	0.000000

DX16	P_M_3	0.000000
DX16	P_M_4	0.000000
DX16	P_M_5	0.000000
DX16	P_V_2	548.837669
DX16	P_V_3	632.354799
DX24	P_INT_VALLE_F	-262.699798
DX24	P_INT_VALLE_0	-397.599985
DX24	P_M_2	0.000000
DX24	P_M_3	0.000000
DX24	P_M_4	0.000000
DX24	P_M_5	0.000000
DX24	P_V_2	548.837669
DX24	P_V_3	632.354799
DX23	P_INT_VALLE_F	-262.699798
DX23	P_INT_VALLE_0	-397.599985
DX23	P_M_2	0.000000
DX23	P_M_3	0.000000
DX23	P_M_4	0.000000
DX23	P_M_5	0.000000
DX23	P_V_2	548.837669
DX23	P_V_3	632.354799
DX17	P_INT_VALLE_F	-262.699798
DX17	P_INT_VALLE_0	-397.599985
DX17	P_M_2	0.000000
DX17	P_M_3	0.000000
DX17	P_M_4	0.000000
DX17	P_M_5	0.000000
DX17	P_V_2	548.837669
DX17	P_V_3	632.354799
SX32	P_INT_MONTE_F	248.499798
SX32	P_INT_MONTE_0	383.399985
SX32	P_V_2	0.000000
SX32	P_V_3	0.000000
SX32	P_V_4	0.000000
SX32	P_V_5	0.000000
SX32	P_M_2	-518.619713
SX32	P_M_3	-634.548445
SX34	P_INT_MONTE_F	248.499798
SX34	P_INT_MONTE_0	383.399985
SX34	P_V_2	0.000000
SX34	P_V_3	0.000000
SX34	P_V_4	0.000000
SX34	P_V_5	0.000000
SX34	P_M_2	-518.619713
SX34	P_M_3	-634.548445
SX27	P_INT_MONTE_F	248.499798
SX27	P_INT_MONTE_0	383.399985
SX27	P_V_2	0.000000
SX27	P_V_3	0.000000
SX27	P_V_4	0.000000
SX27	P_V_5	0.000000
SX27	P_M_2	-518.619713
SX27	P_M_3	-634.548445
SX39	P_INT_MONTE_F	248.499798
SX39	P_INT_MONTE_0	383.399985
SX39	P_V_2	0.000000
SX39	P_V_3	0.000000
SX39	P_V_4	0.000000
SX39	P_V_5	0.000000
SX39	P_M_2	-518.619713
SX39	P_M_3	-634.548445
SX28	P_INT_MONTE_F	248.499798
SX28	P_INT_MONTE_0	383.399985
SX28	P_V_2	0.000000
SX28	P_V_3	0.000000
SX28	P_V_4	0.000000
SX28	P_V_5	0.000000
SX28	P_M_2	-518.619713
SX28	P_M_3	-634.548445
SX29	P_INT_MONTE_F	248.499798
SX29	P_INT_MONTE_0	383.399985
SX29	P_V_2	0.000000
SX29	P_V_3	0.000000
SX29	P_V_4	0.000000
SX29	P_V_5	0.000000
SX29	P_M_2	-518.619713
SX29	P_M_3	-634.548445
SX37	P_INT_MONTE_F	248.499798
SX37	P_INT_MONTE_0	383.399985
SX37	P_V_2	0.000000
SX37	P_V_3	0.000000



Autorità Portuale di Taranto
Interventi per il dragaggio di 2,3 M m³ di sedimenti in area Molo Polisettoriale e per la realizzazione di un primo lotto della cassa di colmata funzionale all'ampliamento del V Sporgente del Porto di Taranto

Allegati alla relazione di calcolo strutturale allineamento "BC"

Data 05/2016
Rev. B
c.d.c.: C296A
514B



ingLuigiSeverini.studio
Ingegneria Italiana



SX37	P_V_4	0.000000
SX37	P_V_5	0.000000
SX37	P_M_2	-518.619713
SX37	P_M_3	-634.548445
SX363	P_INT_MONTE_F	0.000000
SX363	P_INT_MONTE_0	28.399985
SX363	P_V_2	0.000000
SX363	P_V_3	0.000000
SX363	P_V_4	0.000000
SX363	P_V_5	0.000000
SX363	P_M_2	-40.819930
SX363	P_M_3	-20.000000
SX33	P_INT_MONTE_F	248.499798
SX33	P_INT_MONTE_0	383.399985
SX33	P_V_2	0.000000
SX33	P_V_3	0.000000
SX33	P_V_4	0.000000
SX33	P_V_5	0.000000
SX33	P_M_2	-518.619713
SX33	P_M_3	-634.548445
SX30	P_INT_MONTE_F	248.499798
SX30	P_INT_MONTE_0	383.399985
SX30	P_V_2	0.000000
SX30	P_V_3	0.000000
SX30	P_V_4	0.000000
SX30	P_V_5	0.000000
SX30	P_M_2	-518.619713
SX30	P_M_3	-634.548445
SX36	P_INT_MONTE_F	248.499798
SX36	P_INT_MONTE_0	383.399985
SX36	P_V_2	0.000000
SX36	P_V_3	0.000000
SX36	P_V_4	0.000000
SX36	P_V_5	0.000000
SX36	P_M_2	-518.619713
SX36	P_M_3	-634.548445
DX32	P_INT_VALLE_F	-248.499798
DX32	P_INT_VALLE_0	-383.399985
DX32	P_M_2	0.000000
DX32	P_M_3	0.000000
DX32	P_M_4	0.000000
DX32	P_M_5	0.000000
DX32	P_V_2	529.947313
DX32	P_V_3	430.458694
DX34	P_INT_VALLE_F	-248.499798
DX34	P_INT_VALLE_0	-383.399985
DX34	P_M_2	0.000000
DX34	P_M_3	0.000000
DX34	P_M_4	0.000000
DX34	P_M_5	0.000000
DX34	P_V_2	529.947313
DX34	P_V_3	430.458694
DX39	P_INT_VALLE_F	-248.499798
DX39	P_INT_VALLE_0	-383.399985
DX39	P_M_2	0.000000
DX39	P_M_3	0.000000
DX39	P_M_4	0.000000
DX39	P_M_5	0.000000
DX39	P_V_2	529.947313
DX39	P_V_3	430.458694
DX27	P_INT_VALLE_F	-248.499798
DX27	P_INT_VALLE_0	-383.399985
DX27	P_M_2	0.000000
DX27	P_M_3	0.000000
DX27	P_M_4	0.000000
DX27	P_M_5	0.000000
DX27	P_V_2	529.947313
DX27	P_V_3	430.458694
DX33	P_INT_VALLE_F	-248.499798
DX33	P_INT_VALLE_0	-383.399985
DX33	P_M_2	0.000000
DX33	P_M_3	0.000000
DX33	P_M_4	0.000000
DX33	P_M_5	0.000000
DX33	P_V_2	529.947313
DX33	P_V_3	430.458694
DX29	P_INT_VALLE_F	-248.499798
DX29	P_INT_VALLE_0	-383.399985
DX29	P_M_2	0.000000
DX29	P_M_3	0.000000
DX29	P_M_4	0.000000



Autorità Portuale di Taranto
Interventi per il dragaggio di 2,3 M m³ di sedimenti in area Molo Polisettoriale e per la realizzazione di un primo lotto della cassa di colmata funzionale all'ampliamento del V Sporgente del Porto di Taranto

Allegati alla relazione di calcolo strutturale allineamento "BC"

Data 05/2016
Rev. B
c.d.c.: C296A
514B

DX29	P_M_5	0.000000
DX29	P_V_2	529.947313
DX29	P_V_3	430.458694
DX37	P_INT_VALLE_F	-248.499798
DX37	P_INT_VALLE_0	-383.399985
DX37	P_M_2	0.000000
DX37	P_M_3	0.000000
DX37	P_M_4	0.000000
DX37	P_M_5	0.000000
DX37	P_V_2	529.947313
DX37	P_V_3	430.458694
DX36	P_INT_VALLE_F	-248.499798
DX36	P_INT_VALLE_0	-383.399985
DX36	P_M_2	0.000000
DX36	P_M_3	0.000000
DX36	P_M_4	0.000000
DX36	P_M_5	0.000000
DX36	P_V_2	529.947313
DX36	P_V_3	430.458694
DX30	P_INT_VALLE_F	-248.499798
DX30	P_INT_VALLE_0	-383.399985
DX30	P_M_2	0.000000
DX30	P_M_3	0.000000
DX30	P_M_4	0.000000
DX30	P_M_5	0.000000
DX30	P_V_2	529.947313
DX30	P_V_3	430.458694
SX45	P_INT_MONTE_F	234.299798
SX45	P_INT_MONTE_0	369.199985
SX45	P_V_2	0.000000
SX45	P_V_3	0.000000
SX45	P_V_4	0.000000
SX45	P_V_5	0.000000
SX45	P_M_2	-259.999900
SX45	P_M_3	-429.768599
SX47	P_INT_MONTE_F	234.299798
SX47	P_INT_MONTE_0	369.199985
SX47	P_V_2	0.000000
SX47	P_V_3	0.000000
SX47	P_V_4	0.000000
SX47	P_V_5	0.000000
SX47	P_M_2	-259.999900
SX47	P_M_3	-429.768599
SX40	P_INT_MONTE_F	234.299798
SX40	P_INT_MONTE_0	369.199985
SX40	P_V_2	0.000000
SX40	P_V_3	0.000000
SX40	P_V_4	0.000000
SX40	P_V_5	0.000000
SX40	P_M_2	-259.999900
SX40	P_M_3	-429.768599
SX52	P_INT_MONTE_F	234.299798
SX52	P_INT_MONTE_0	369.199985
SX52	P_V_2	0.000000
SX52	P_V_3	0.000000
SX52	P_V_4	0.000000
SX52	P_V_5	0.000000
SX52	P_M_2	-259.999900
SX52	P_M_3	-429.768599
SX41	P_INT_MONTE_F	234.299798
SX41	P_INT_MONTE_0	369.199985
SX41	P_V_2	0.000000
SX41	P_V_3	0.000000
SX41	P_V_4	0.000000
SX41	P_V_5	0.000000
SX41	P_M_2	-259.999900
SX41	P_M_3	-429.768599
SX42	P_INT_MONTE_F	234.299798
SX42	P_INT_MONTE_0	369.199985
SX42	P_V_2	0.000000
SX42	P_V_3	0.000000
SX42	P_V_4	0.000000
SX42	P_V_5	0.000000
SX42	P_M_2	-259.999900
SX42	P_M_3	-429.768599
SX50	P_INT_MONTE_F	234.299798
SX50	P_INT_MONTE_0	369.199985
SX50	P_V_2	0.000000
SX50	P_V_3	0.000000
SX50	P_V_4	0.000000
SX50	P_V_5	0.000000



Autorità Portuale di Taranto
Interventi per il dragaggio di 2,3 M³ di sedimenti in area Molo Polisettoriale e per la realizzazione di un primo lotto della cassa di colmata funzionale all'ampliamento del V Sporgente del Porto di Taranto

Allegati alla relazione di calcolo strutturale allineamento "BC"

Data 05/2016
Rev. B
c.d.c.: C296A
514B

SX50	P_M_2	-259.999900
SX50	P_M_3	-429.768599
SX376	P_INT_MONTE_F	0.000000
SX376	P_INT_MONTE_0	14.199985
SX376	P_V_2	0.000000
SX376	P_V_3	0.000000
SX376	P_V_4	0.000000
SX376	P_V_5	0.000000
SX376	P_M_2	-31.994333
SX376	P_M_3	-10.499895
SX46	P_INT_MONTE_F	234.299798
SX46	P_INT_MONTE_0	369.199985
SX46	P_V_2	0.000000
SX46	P_V_3	0.000000
SX46	P_V_4	0.000000
SX46	P_V_5	0.000000
SX46	P_M_2	-259.999900
SX46	P_M_3	-429.768599
SX43	P_INT_MONTE_F	234.299798
SX43	P_INT_MONTE_0	369.199985
SX43	P_V_2	0.000000
SX43	P_V_3	0.000000
SX43	P_V_4	0.000000
SX43	P_V_5	0.000000
SX43	P_M_2	-259.999900
SX43	P_M_3	-429.768599
SX49	P_INT_MONTE_F	234.299798
SX49	P_INT_MONTE_0	369.199985
SX49	P_V_2	0.000000
SX49	P_V_3	0.000000
SX49	P_V_4	0.000000
SX49	P_V_5	0.000000
SX49	P_M_2	-259.999900
SX49	P_M_3	-429.768599
DX45	P_INT_VALLE_F	-234.299798
DX45	P_INT_VALLE_0	-369.199985
DX45	P_M_2	0.000000
DX45	P_M_3	0.000000
DX45	P_M_4	0.000000
DX45	P_M_5	0.000000
DX45	P_V_2	319.228499
DX45	P_V_3	290.379860
DX47	P_INT_VALLE_F	-234.299798
DX47	P_INT_VALLE_0	-369.199985
DX47	P_M_2	0.000000
DX47	P_M_3	0.000000
DX47	P_M_4	0.000000
DX47	P_M_5	0.000000
DX47	P_V_2	319.228499
DX47	P_V_3	290.379860
DX52	P_INT_VALLE_F	-234.299798
DX52	P_INT_VALLE_0	-369.199985
DX52	P_M_2	0.000000
DX52	P_M_3	0.000000
DX52	P_M_4	0.000000
DX52	P_M_5	0.000000
DX52	P_V_2	319.228499
DX52	P_V_3	290.379860
DX40	P_INT_VALLE_F	-234.299798
DX40	P_INT_VALLE_0	-369.199985
DX40	P_M_2	0.000000
DX40	P_M_3	0.000000
DX40	P_M_4	0.000000
DX40	P_M_5	0.000000
DX40	P_V_2	319.228499
DX40	P_V_3	290.379860
DX46	P_INT_VALLE_F	-234.299798
DX46	P_INT_VALLE_0	-369.199985
DX46	P_M_2	0.000000
DX46	P_M_3	0.000000
DX46	P_M_4	0.000000
DX46	P_M_5	0.000000
DX46	P_V_2	319.228499
DX46	P_V_3	290.379860
DX42	P_INT_VALLE_F	-234.299798
DX42	P_INT_VALLE_0	-369.199985
DX42	P_M_2	0.000000
DX42	P_M_3	0.000000
DX42	P_M_4	0.000000
DX42	P_M_5	0.000000
DX42	P_V_2	319.228499



Autorità Portuale di Taranto
Interventi per il dragaggio di 2,3 M m³ di sedimenti in area Molo Polisettoriale e per la realizzazione di un primo lotto della cassa di colmata funzionale all'ampliamento del V Sporgente del Porto di Taranto

Allegati alla relazione di calcolo strutturale allineamento "BC"

Data 05/2016
Rev. B
c.d.c.: C296A
514B

DX42	P_V_3	290.379860
DX50	P_INT_VALLE_F	-234.299798
DX50	P_INT_VALLE_0	-369.199985
DX50	P_M_2	0.000000
DX50	P_M_3	0.000000
DX50	P_M_4	0.000000
DX50	P_M_5	0.000000
DX50	P_V_2	319.228499
DX50	P_V_3	290.379860
DX49	P_INT_VALLE_F	-234.299798
DX49	P_INT_VALLE_0	-369.199985
DX49	P_M_2	0.000000
DX49	P_M_3	0.000000
DX49	P_M_4	0.000000
DX49	P_M_5	0.000000
DX49	P_V_2	319.228499
DX49	P_V_3	290.379860
DX43	P_INT_VALLE_F	-234.299798
DX43	P_INT_VALLE_0	-369.199985
DX43	P_M_2	0.000000
DX43	P_M_3	0.000000
DX43	P_M_4	0.000000
DX43	P_M_5	0.000000
DX43	P_V_2	319.228499
DX43	P_V_3	290.379860
SX58	P_INT_MONTE_F	220.099798
SX58	P_INT_MONTE_0	354.999985
SX58	P_V_2	0.000000
SX58	P_V_3	0.000000
SX58	P_V_4	0.000000
SX58	P_V_5	0.000000
SX58	P_M_2	-285.725501
SX58	P_M_3	-395.557781
SX60	P_INT_MONTE_F	220.099798
SX60	P_INT_MONTE_0	354.999985
SX60	P_V_2	0.000000
SX60	P_V_3	0.000000
SX60	P_V_4	0.000000
SX60	P_V_5	0.000000
SX60	P_M_2	-285.725501
SX60	P_M_3	-395.557781
SX53	P_INT_MONTE_F	220.099798
SX53	P_INT_MONTE_0	354.999985
SX53	P_V_2	0.000000
SX53	P_V_3	0.000000
SX53	P_V_4	0.000000
SX53	P_V_5	0.000000
SX53	P_M_2	-285.725501
SX53	P_M_3	-395.557781
SX65	P_INT_MONTE_F	220.099798
SX65	P_INT_MONTE_0	354.999985
SX65	P_V_2	0.000000
SX65	P_V_3	0.000000
SX65	P_V_4	0.000000
SX65	P_V_5	0.000000
SX65	P_M_2	-285.725501
SX65	P_M_3	-395.557781
SX54	P_INT_MONTE_F	220.099798
SX54	P_INT_MONTE_0	354.999985
SX54	P_V_2	0.000000
SX54	P_V_3	0.000000
SX54	P_V_4	0.000000
SX54	P_V_5	0.000000
SX54	P_M_2	-285.725501
SX54	P_M_3	-395.557781
SX55	P_INT_MONTE_F	220.099798
SX55	P_INT_MONTE_0	354.999985
SX55	P_V_2	0.000000
SX55	P_V_3	0.000000
SX55	P_V_4	0.000000
SX55	P_V_5	0.000000
SX55	P_M_2	-285.725501
SX55	P_M_3	-395.557781
SX63	P_INT_MONTE_F	220.099798
SX63	P_INT_MONTE_0	354.999985
SX63	P_V_2	0.000000
SX63	P_V_3	0.000000
SX63	P_V_4	0.000000
SX63	P_V_5	0.000000
SX63	P_M_2	-285.725501
SX63	P_M_3	-395.557781

SX389	P_INT_MONTE_F	0.000000
SX389	P_INT_MONTE_0	0.000000
SX389	P_V_2	0.000000
SX389	P_V_3	0.000000
SX389	P_V_4	0.000000
SX389	P_V_5	0.000000
SX389	P_M_2	-22.239930
SX389	P_M_3	0.000000
SX59	P_INT_MONTE_F	220.099798
SX59	P_INT_MONTE_0	354.999985
SX59	P_V_2	0.000000
SX59	P_V_3	0.000000
SX59	P_V_4	0.000000
SX59	P_V_5	0.000000
SX59	P_M_2	-285.725501
SX59	P_M_3	-395.557781
SX56	P_INT_MONTE_F	220.099798
SX56	P_INT_MONTE_0	354.999985
SX56	P_V_2	0.000000
SX56	P_V_3	0.000000
SX56	P_V_4	0.000000
SX56	P_V_5	0.000000
SX56	P_M_2	-285.725501
SX56	P_M_3	-395.557781
SX62	P_INT_MONTE_F	220.099798
SX62	P_INT_MONTE_0	354.999985
SX62	P_V_2	0.000000
SX62	P_V_3	0.000000
SX62	P_V_4	0.000000
SX62	P_V_5	0.000000
SX62	P_M_2	-285.725501
SX62	P_M_3	-395.557781
DX58	P_INT_VALLE_F	-220.099798
DX58	P_INT_VALLE_0	-354.999985
DX58	P_M_2	0.000000
DX58	P_M_3	0.000000
DX58	P_M_4	0.000000
DX58	P_M_5	0.000000
DX58	P_V_2	310.579451
DX58	P_V_3	287.177928
DX60	P_INT_VALLE_F	-220.099798
DX60	P_INT_VALLE_0	-354.999985
DX60	P_M_2	0.000000
DX60	P_M_3	0.000000
DX60	P_M_4	0.000000
DX60	P_M_5	0.000000
DX60	P_V_2	310.579451
DX60	P_V_3	287.177928
DX65	P_INT_VALLE_F	-220.099798
DX65	P_INT_VALLE_0	-354.999985
DX65	P_M_2	0.000000
DX65	P_M_3	0.000000
DX65	P_M_4	0.000000
DX65	P_M_5	0.000000
DX65	P_V_2	310.579451
DX65	P_V_3	287.177928
DX53	P_INT_VALLE_F	-220.099798
DX53	P_INT_VALLE_0	-354.999985
DX53	P_M_2	0.000000
DX53	P_M_3	0.000000
DX53	P_M_4	0.000000
DX53	P_M_5	0.000000
DX53	P_V_2	310.579451
DX53	P_V_3	287.177928
DX59	P_INT_VALLE_F	-220.099798
DX59	P_INT_VALLE_0	-354.999985
DX59	P_M_2	0.000000
DX59	P_M_3	0.000000
DX59	P_M_4	0.000000
DX59	P_M_5	0.000000
DX59	P_V_2	310.579451
DX59	P_V_3	287.177928
DX55	P_INT_VALLE_F	-220.099798
DX55	P_INT_VALLE_0	-354.999985
DX55	P_M_2	0.000000
DX55	P_M_3	0.000000
DX55	P_M_4	0.000000
DX55	P_M_5	0.000000
DX55	P_V_2	310.579451
DX55	P_V_3	287.177928
DX63	P_INT_VALLE_F	-220.099798

DX63	P_INT_VALLE_0	-354.999985
DX63	P_M_2	0.000000
DX63	P_M_3	0.000000
DX63	P_M_4	0.000000
DX63	P_M_5	0.000000
DX63	P_V_2	310.579451
DX63	P_V_3	287.177928
DX62	P_INT_VALLE_F	-220.099798
DX62	P_INT_VALLE_0	-354.999985
DX62	P_M_2	0.000000
DX62	P_M_3	0.000000
DX62	P_M_4	0.000000
DX62	P_M_5	0.000000
DX62	P_V_2	310.579451
DX62	P_V_3	287.177928
DX56	P_INT_VALLE_F	-220.099798
DX56	P_INT_VALLE_0	-354.999985
DX56	P_M_2	0.000000
DX56	P_M_3	0.000000
DX56	P_M_4	0.000000
DX56	P_M_5	0.000000
DX56	P_V_2	310.579451
DX56	P_V_3	287.177928
SX71	P_INT_MONTE_F	206.195627
SX71	P_INT_MONTE_0	341.095814
SX71	P_V_2	0.000000
SX71	P_V_3	0.000000
SX71	P_V_4	0.000000
SX71	P_V_5	0.000000
SX71	P_M_2	-274.026543
SX71	P_M_3	-415.849045
SX73	P_INT_MONTE_F	206.195627
SX73	P_INT_MONTE_0	341.095814
SX73	P_V_2	0.000000
SX73	P_V_3	0.000000
SX73	P_V_4	0.000000
SX73	P_V_5	0.000000
SX73	P_M_2	-274.026543
SX73	P_M_3	-415.849045
SX66	P_INT_MONTE_F	206.195627
SX66	P_INT_MONTE_0	341.095814
SX66	P_V_2	0.000000
SX66	P_V_3	0.000000
SX66	P_V_4	0.000000
SX66	P_V_5	0.000000
SX66	P_M_2	-274.026543
SX66	P_M_3	-415.849045
SX78	P_INT_MONTE_F	206.195627
SX78	P_INT_MONTE_0	341.095814
SX78	P_V_2	0.000000
SX78	P_V_3	0.000000
SX78	P_V_4	0.000000
SX78	P_V_5	0.000000
SX78	P_M_2	-274.026543
SX78	P_M_3	-415.849045
SX67	P_INT_MONTE_F	206.195627
SX67	P_INT_MONTE_0	341.095814
SX67	P_V_2	0.000000
SX67	P_V_3	0.000000
SX67	P_V_4	0.000000
SX67	P_V_5	0.000000
SX67	P_M_2	-274.026543
SX67	P_M_3	-415.849045
SX68	P_INT_MONTE_F	206.195627
SX68	P_INT_MONTE_0	341.095814
SX68	P_V_2	0.000000
SX68	P_V_3	0.000000
SX68	P_V_4	0.000000
SX68	P_V_5	0.000000
SX68	P_M_2	-274.026543
SX68	P_M_3	-415.849045
SX76	P_INT_MONTE_F	206.195627
SX76	P_INT_MONTE_0	341.095814
SX76	P_V_2	0.000000
SX76	P_V_3	0.000000
SX76	P_V_4	0.000000
SX76	P_V_5	0.000000
SX76	P_M_2	-274.026543
SX76	P_M_3	-415.849045
SX397	P_INT_MONTE_F	0.000000
SX397	P_INT_MONTE_0	0.000000

SX397	P_V_2	0.000000
SX397	P_V_3	0.000000
SX397	P_V_4	0.000000
SX397	P_V_5	0.000000
SX397	P_M_2	-13.516151
SX397	P_M_3	0.000000
SX72	P_INT_MONTE_F	206.195627
SX72	P_INT_MONTE_0	341.095814
SX72	P_V_2	0.000000
SX72	P_V_3	0.000000
SX72	P_V_4	0.000000
SX72	P_V_5	0.000000
SX72	P_M_2	-274.026543
SX72	P_M_3	-415.849045
SX69	P_INT_MONTE_F	206.195627
SX69	P_INT_MONTE_0	341.095814
SX69	P_V_2	0.000000
SX69	P_V_3	0.000000
SX69	P_V_4	0.000000
SX69	P_V_5	0.000000
SX69	P_M_2	-274.026543
SX69	P_M_3	-415.849045
SX75	P_INT_MONTE_F	206.195627
SX75	P_INT_MONTE_0	341.095814
SX75	P_V_2	0.000000
SX75	P_V_3	0.000000
SX75	P_V_4	0.000000
SX75	P_V_5	0.000000
SX75	P_M_2	-274.026543
SX75	P_M_3	-415.849045
DX71	P_INT_VALLE_F	-206.195627
DX71	P_INT_VALLE_0	-341.095814
DX71	P_M_2	0.000000
DX71	P_M_3	0.000000
DX71	P_M_4	0.000000
DX71	P_M_5	0.000000
DX71	P_V_2	306.393241
DX71	P_V_3	234.595157
DX73	P_INT_VALLE_F	-206.195627
DX73	P_INT_VALLE_0	-341.095814
DX73	P_M_2	0.000000
DX73	P_M_3	0.000000
DX73	P_M_4	0.000000
DX73	P_M_5	0.000000
DX73	P_V_2	306.393241
DX73	P_V_3	234.595157
DX78	P_INT_VALLE_F	-206.195627
DX78	P_INT_VALLE_0	-341.095814
DX78	P_M_2	0.000000
DX78	P_M_3	0.000000
DX78	P_M_4	0.000000
DX78	P_M_5	0.000000
DX78	P_V_2	306.393241
DX78	P_V_3	234.595157
DX66	P_INT_VALLE_F	-206.195627
DX66	P_INT_VALLE_0	-341.095814
DX66	P_M_2	0.000000
DX66	P_M_3	0.000000
DX66	P_M_4	0.000000
DX66	P_M_5	0.000000
DX66	P_V_2	306.393241
DX66	P_V_3	234.595157
DX72	P_INT_VALLE_F	-206.195627
DX72	P_INT_VALLE_0	-341.095814
DX72	P_M_2	0.000000
DX72	P_M_3	0.000000
DX72	P_M_4	0.000000
DX72	P_M_5	0.000000
DX72	P_V_2	306.393241
DX72	P_V_3	234.595157
DX68	P_INT_VALLE_F	-206.195627
DX68	P_INT_VALLE_0	-341.095814
DX68	P_M_2	0.000000
DX68	P_M_3	0.000000
DX68	P_M_4	0.000000
DX68	P_M_5	0.000000
DX68	P_V_2	306.393241
DX68	P_V_3	234.595157
DX76	P_INT_VALLE_F	-206.195627
DX76	P_INT_VALLE_0	-341.095814
DX76	P_M_2	0.000000

DX76	P_M_3	0.000000
DX76	P_M_4	0.000000
DX76	P_M_5	0.000000
DX76	P_V_2	306.393241
DX76	P_V_3	234.595157
DX75	P_INT_VALLE_F	-206.195627
DX75	P_INT_VALLE_0	-341.095814
DX75	P_M_2	0.000000
DX75	P_M_3	0.000000
DX75	P_M_4	0.000000
DX75	P_M_5	0.000000
DX75	P_V_2	306.393241
DX75	P_V_3	234.595157
DX69	P_INT_VALLE_F	-206.195627
DX69	P_INT_VALLE_0	-341.095814
DX69	P_M_2	0.000000
DX69	P_M_3	0.000000
DX69	P_M_4	0.000000
DX69	P_M_5	0.000000
DX69	P_V_2	306.393241
DX69	P_V_3	234.595157
SX84	P_INT_MONTE_F	191.108127
SX84	P_INT_MONTE_0	326.008314
SX84	P_V_2	0.000000
SX84	P_V_3	0.000000
SX84	P_V_4	0.000000
SX84	P_V_5	0.000000
SX84	P_M_2	-264.374755
SX84	P_M_3	-540.369100
SX86	P_INT_MONTE_F	191.108127
SX86	P_INT_MONTE_0	326.008314
SX86	P_V_2	0.000000
SX86	P_V_3	0.000000
SX86	P_V_4	0.000000
SX86	P_V_5	0.000000
SX86	P_M_2	-264.374755
SX86	P_M_3	-540.369100
SX79	P_INT_MONTE_F	191.108127
SX79	P_INT_MONTE_0	326.008314
SX79	P_V_2	0.000000
SX79	P_V_3	0.000000
SX79	P_V_4	0.000000
SX79	P_V_5	0.000000
SX79	P_M_2	-264.374755
SX79	P_M_3	-540.369100
SX91	P_INT_MONTE_F	191.108127
SX91	P_INT_MONTE_0	326.008314
SX91	P_V_2	0.000000
SX91	P_V_3	0.000000
SX91	P_V_4	0.000000
SX91	P_V_5	0.000000
SX91	P_M_2	-264.374755
SX91	P_M_3	-540.369100
SX80	P_INT_MONTE_F	191.108127
SX80	P_INT_MONTE_0	326.008314
SX80	P_V_2	0.000000
SX80	P_V_3	0.000000
SX80	P_V_4	0.000000
SX80	P_V_5	0.000000
SX80	P_M_2	-264.374755
SX80	P_M_3	-540.369100
SX81	P_INT_MONTE_F	191.108127
SX81	P_INT_MONTE_0	326.008314
SX81	P_V_2	0.000000
SX81	P_V_3	0.000000
SX81	P_V_4	0.000000
SX81	P_V_5	0.000000
SX81	P_M_2	-264.374755
SX81	P_M_3	-540.369100
SX89	P_INT_MONTE_F	191.108127
SX89	P_INT_MONTE_0	326.008314
SX89	P_V_2	0.000000
SX89	P_V_3	0.000000
SX89	P_V_4	0.000000
SX89	P_V_5	0.000000
SX89	P_M_2	-264.374755
SX89	P_M_3	-540.369100
SX410	P_INT_MONTE_F	0.000000
SX410	P_INT_MONTE_0	0.000000
SX410	P_V_2	0.000000
SX410	P_V_3	0.000000



Autorità Portuale di Taranto
Interventi per il dragaggio di 2,3 M m³ di sedimenti in area Molo Polisettoriale e per la realizzazione di un primo lotto della cassa di colmata funzionale all'ampliamento del V Sporgente del Porto di Taranto

Allegati alla relazione di calcolo strutturale allineamento "BC"

Data 05/2016
Rev. B
c.d.c.: C296A
514B

SX410	P_V_4	0.000000
SX410	P_V_5	0.000000
SX410	P_M_2	-3.629168
SX410	P_M_3	0.000000
SX85	P_INT_MONTE_F	191.108127
SX85	P_INT_MONTE_0	326.008314
SX85	P_V_2	0.000000
SX85	P_V_3	0.000000
SX85	P_V_4	0.000000
SX85	P_V_5	0.000000
SX85	P_M_2	-264.374755
SX85	P_M_3	-540.369100
SX82	P_INT_MONTE_F	191.108127
SX82	P_INT_MONTE_0	326.008314
SX82	P_V_2	0.000000
SX82	P_V_3	0.000000
SX82	P_V_4	0.000000
SX82	P_V_5	0.000000
SX82	P_M_2	-264.374755
SX82	P_M_3	-540.369100
SX88	P_INT_MONTE_F	191.108127
SX88	P_INT_MONTE_0	326.008314
SX88	P_V_2	0.000000
SX88	P_V_3	0.000000
SX88	P_V_4	0.000000
SX88	P_V_5	0.000000
SX88	P_M_2	-264.374755
SX88	P_M_3	-540.369100
DX84	P_INT_VALLE_F	-191.108127
DX84	P_INT_VALLE_0	-326.008314
DX84	P_M_2	0.000000
DX84	P_M_3	0.000000
DX84	P_M_4	0.000000
DX84	P_M_5	0.000000
DX84	P_V_2	346.498484
DX84	P_V_3	313.870498
DX86	P_INT_VALLE_F	-191.108127
DX86	P_INT_VALLE_0	-326.008314
DX86	P_M_2	0.000000
DX86	P_M_3	0.000000
DX86	P_M_4	0.000000
DX86	P_M_5	0.000000
DX86	P_V_2	346.498484
DX86	P_V_3	313.870498
DX91	P_INT_VALLE_F	-191.108127
DX91	P_INT_VALLE_0	-326.008314
DX91	P_M_2	0.000000
DX91	P_M_3	0.000000
DX91	P_M_4	0.000000
DX91	P_M_5	0.000000
DX91	P_V_2	346.498484
DX91	P_V_3	313.870498
DX79	P_INT_VALLE_F	-191.108127
DX79	P_INT_VALLE_0	-326.008314
DX79	P_M_2	0.000000
DX79	P_M_3	0.000000
DX79	P_M_4	0.000000
DX79	P_M_5	0.000000
DX79	P_V_2	346.498484
DX79	P_V_3	313.870498
DX85	P_INT_VALLE_F	-191.108127
DX85	P_INT_VALLE_0	-326.008314
DX85	P_M_2	0.000000
DX85	P_M_3	0.000000
DX85	P_M_4	0.000000
DX85	P_M_5	0.000000
DX85	P_V_2	346.498484
DX85	P_V_3	313.870498
DX81	P_INT_VALLE_F	-191.108127
DX81	P_INT_VALLE_0	-326.008314
DX81	P_M_2	0.000000
DX81	P_M_3	0.000000
DX81	P_M_4	0.000000
DX81	P_M_5	0.000000
DX81	P_V_2	346.498484
DX81	P_V_3	313.870498
DX89	P_INT_VALLE_F	-191.108127
DX89	P_INT_VALLE_0	-326.008314
DX89	P_M_2	0.000000
DX89	P_M_3	0.000000
DX89	P_M_4	0.000000

DX89	P_M_5	0.000000
DX89	P_V_2	346.498484
DX89	P_V_3	313.870498
DX88	P_INT_VALLE_F	-191.108127
DX88	P_INT_VALLE_0	-326.008314
DX88	P_M_2	0.000000
DX88	P_M_3	0.000000
DX88	P_M_4	0.000000
DX88	P_M_5	0.000000
DX88	P_V_2	346.498484
DX88	P_V_3	313.870498
DX82	P_INT_VALLE_F	-191.108127
DX82	P_INT_VALLE_0	-326.008314
DX82	P_M_2	0.000000
DX82	P_M_3	0.000000
DX82	P_M_4	0.000000
DX82	P_M_5	0.000000
DX82	P_V_2	346.498484
DX82	P_V_3	313.870498
SX97	P_INT_MONTE_F	177.499798
SX97	P_INT_MONTE_0	312.399985
SX97	P_V_2	0.000000
SX97	P_V_3	0.000000
SX97	P_V_4	0.000000
SX97	P_V_5	0.000000
SX97	P_M_2	-248.065428
SX97	P_M_3	-408.160694
SX99	P_INT_MONTE_F	177.499798
SX99	P_INT_MONTE_0	312.399985
SX99	P_V_2	0.000000
SX99	P_V_3	0.000000
SX99	P_V_4	0.000000
SX99	P_V_5	0.000000
SX99	P_M_2	-248.065428
SX99	P_M_3	-408.160694
SX92	P_INT_MONTE_F	177.499798
SX92	P_INT_MONTE_0	312.399985
SX92	P_V_2	0.000000
SX92	P_V_3	0.000000
SX92	P_V_4	0.000000
SX92	P_V_5	0.000000
SX92	P_M_2	-248.065428
SX92	P_M_3	-408.160694
SX104	P_INT_MONTE_F	177.499798
SX104	P_INT_MONTE_0	312.399985
SX104	P_V_2	0.000000
SX104	P_V_3	0.000000
SX104	P_V_4	0.000000
SX104	P_V_5	0.000000
SX104	P_M_2	-248.065428
SX104	P_M_3	-408.160694
SX93	P_INT_MONTE_F	177.499798
SX93	P_INT_MONTE_0	312.399985
SX93	P_V_2	0.000000
SX93	P_V_3	0.000000
SX93	P_V_4	0.000000
SX93	P_V_5	0.000000
SX93	P_M_2	-248.065428
SX93	P_M_3	-408.160694
SX94	P_INT_MONTE_F	177.499798
SX94	P_INT_MONTE_0	312.399985
SX94	P_V_2	0.000000
SX94	P_V_3	0.000000
SX94	P_V_4	0.000000
SX94	P_V_5	0.000000
SX94	P_M_2	-248.065428
SX94	P_M_3	-408.160694
SX102	P_INT_MONTE_F	177.499798
SX102	P_INT_MONTE_0	312.399985
SX102	P_V_2	0.000000
SX102	P_V_3	0.000000
SX102	P_V_4	0.000000
SX102	P_V_5	0.000000
SX102	P_M_2	-248.065428
SX102	P_M_3	-408.160694
SX98	P_INT_MONTE_F	177.499798
SX98	P_INT_MONTE_0	312.399985
SX98	P_V_2	0.000000
SX98	P_V_3	0.000000
SX98	P_V_4	0.000000
SX98	P_V_5	0.000000

SX98	P_M_2	-248.065428
SX98	P_M_3	-408.160694
SX95	P_INT_MONTE_F	177.499798
SX95	P_INT_MONTE_0	312.399985
SX95	P_V_2	0.000000
SX95	P_V_3	0.000000
SX95	P_V_4	0.000000
SX95	P_V_5	0.000000
SX95	P_M_2	-248.065428
SX95	P_M_3	-408.160694
SX101	P_INT_MONTE_F	177.499798
SX101	P_INT_MONTE_0	312.399985
SX101	P_V_2	0.000000
SX101	P_V_3	0.000000
SX101	P_V_4	0.000000
SX101	P_V_5	0.000000
SX101	P_M_2	-248.065428
SX101	P_M_3	-408.160694
DX97	P_INT_VALLE_F	-177.499798
DX97	P_INT_VALLE_0	-312.399985
DX97	P_M_2	0.000000
DX97	P_M_3	0.000000
DX97	P_M_4	0.000000
DX97	P_M_5	0.000000
DX97	P_V_2	319.902893
DX97	P_V_3	362.717549
DX99	P_INT_VALLE_F	-177.499798
DX99	P_INT_VALLE_0	-312.399985
DX99	P_M_2	0.000000
DX99	P_M_3	0.000000
DX99	P_M_4	0.000000
DX99	P_M_5	0.000000
DX99	P_V_2	319.902893
DX99	P_V_3	362.717549
DX104	P_INT_VALLE_F	-177.499798
DX104	P_INT_VALLE_0	-312.399985
DX104	P_M_2	0.000000
DX104	P_M_3	0.000000
DX104	P_M_4	0.000000
DX104	P_M_5	0.000000
DX104	P_V_2	319.902893
DX104	P_V_3	362.717549
DX92	P_INT_VALLE_F	-177.499798
DX92	P_INT_VALLE_0	-312.399985
DX92	P_M_2	0.000000
DX92	P_M_3	0.000000
DX92	P_M_4	0.000000
DX92	P_M_5	0.000000
DX92	P_V_2	319.902893
DX92	P_V_3	362.717549
DX98	P_INT_VALLE_F	-177.499798
DX98	P_INT_VALLE_0	-312.399985
DX98	P_M_2	0.000000
DX98	P_M_3	0.000000
DX98	P_M_4	0.000000
DX98	P_M_5	0.000000
DX98	P_V_2	319.902893
DX98	P_V_3	362.717549
DX94	P_INT_VALLE_F	-177.499798
DX94	P_INT_VALLE_0	-312.399985
DX94	P_M_2	0.000000
DX94	P_M_3	0.000000
DX94	P_M_4	0.000000
DX94	P_M_5	0.000000
DX94	P_V_2	319.902893
DX94	P_V_3	362.717549
DX102	P_INT_VALLE_F	-177.499798
DX102	P_INT_VALLE_0	-312.399985
DX102	P_M_2	0.000000
DX102	P_M_3	0.000000
DX102	P_M_4	0.000000
DX102	P_M_5	0.000000
DX102	P_V_2	319.902893
DX102	P_V_3	362.717549
DX101	P_INT_VALLE_F	-177.499798
DX101	P_INT_VALLE_0	-312.399985
DX101	P_M_2	0.000000
DX101	P_M_3	0.000000
DX101	P_M_4	0.000000
DX101	P_M_5	0.000000
DX101	P_V_2	319.902893

DX101	P_V_3	362.717549
DX95	P_INT_VALLE_F	-177.499798
DX95	P_INT_VALLE_0	-312.399985
DX95	P_M_2	0.000000
DX95	P_M_3	0.000000
DX95	P_M_4	0.000000
DX95	P_M_5	0.000000
DX95	P_V_2	319.902893
DX95	P_V_3	362.717549
SX110	P_INT_MONTE_F	163.299798
SX110	P_INT_MONTE_0	298.199985
SX110	P_V_2	0.000000
SX110	P_V_3	0.000000
SX110	P_V_4	0.000000
SX110	P_V_5	0.000000
SX110	P_M_2	-230.603201
SX110	P_M_3	-388.979666
SX112	P_INT_MONTE_F	163.299798
SX112	P_INT_MONTE_0	298.199985
SX112	P_V_2	0.000000
SX112	P_V_3	0.000000
SX112	P_V_4	0.000000
SX112	P_V_5	0.000000
SX112	P_M_2	-230.603201
SX112	P_M_3	-388.979666
SX105	P_INT_MONTE_F	163.299798
SX105	P_INT_MONTE_0	298.199985
SX105	P_V_2	0.000000
SX105	P_V_3	0.000000
SX105	P_V_4	0.000000
SX105	P_V_5	0.000000
SX105	P_M_2	-230.603201
SX105	P_M_3	-388.979666
SX117	P_INT_MONTE_F	163.299798
SX117	P_INT_MONTE_0	298.199985
SX117	P_V_2	0.000000
SX117	P_V_3	0.000000
SX117	P_V_4	0.000000
SX117	P_V_5	0.000000
SX117	P_M_2	-230.603201
SX117	P_M_3	-388.979666
SX106	P_INT_MONTE_F	163.299798
SX106	P_INT_MONTE_0	298.199985
SX106	P_V_2	0.000000
SX106	P_V_3	0.000000
SX106	P_V_4	0.000000
SX106	P_V_5	0.000000
SX106	P_M_2	-230.603201
SX106	P_M_3	-388.979666
SX107	P_INT_MONTE_F	163.299798
SX107	P_INT_MONTE_0	298.199985
SX107	P_V_2	0.000000
SX107	P_V_3	0.000000
SX107	P_V_4	0.000000
SX107	P_V_5	0.000000
SX107	P_M_2	-230.603201
SX107	P_M_3	-388.979666
SX115	P_INT_MONTE_F	163.299798
SX115	P_INT_MONTE_0	298.199985
SX115	P_V_2	0.000000
SX115	P_V_3	0.000000
SX115	P_V_4	0.000000
SX115	P_V_5	0.000000
SX115	P_M_2	-230.603201
SX115	P_M_3	-388.979666
SX111	P_INT_MONTE_F	163.299798
SX111	P_INT_MONTE_0	298.199985
SX111	P_V_2	0.000000
SX111	P_V_3	0.000000
SX111	P_V_4	0.000000
SX111	P_V_5	0.000000
SX111	P_M_2	-230.603201
SX111	P_M_3	-388.979666
SX108	P_INT_MONTE_F	163.299798
SX108	P_INT_MONTE_0	298.199985
SX108	P_V_2	0.000000
SX108	P_V_3	0.000000
SX108	P_V_4	0.000000
SX108	P_V_5	0.000000
SX108	P_M_2	-230.603201
SX108	P_M_3	-388.979666

SX114	P_INT_MONTE_F	163.299798
SX114	P_INT_MONTE_0	298.199985
SX114	P_V_2	0.000000
SX114	P_V_3	0.000000
SX114	P_V_4	0.000000
SX114	P_V_5	0.000000
SX114	P_M_2	-230.603201
SX114	P_M_3	-388.979666
DX110	P_INT_VALLE_F	-163.299798
DX110	P_INT_VALLE_0	-298.199985
DX110	P_M_2	0.000000
DX110	P_M_3	0.000000
DX110	P_M_4	0.000000
DX110	P_M_5	0.000000
DX110	P_V_2	318.567214
DX110	P_V_3	353.775602
DX112	P_INT_VALLE_F	-163.299798
DX112	P_INT_VALLE_0	-298.199985
DX112	P_M_2	0.000000
DX112	P_M_3	0.000000
DX112	P_M_4	0.000000
DX112	P_M_5	0.000000
DX112	P_V_2	318.567214
DX112	P_V_3	353.775602
DX117	P_INT_VALLE_F	-163.299798
DX117	P_INT_VALLE_0	-298.199985
DX117	P_M_2	0.000000
DX117	P_M_3	0.000000
DX117	P_M_4	0.000000
DX117	P_M_5	0.000000
DX117	P_V_2	318.567214
DX117	P_V_3	353.775602
DX105	P_INT_VALLE_F	-163.299798
DX105	P_INT_VALLE_0	-298.199985
DX105	P_M_2	0.000000
DX105	P_M_3	0.000000
DX105	P_M_4	0.000000
DX105	P_M_5	0.000000
DX105	P_V_2	318.567214
DX105	P_V_3	353.775602
DX111	P_INT_VALLE_F	-163.299798
DX111	P_INT_VALLE_0	-298.199985
DX111	P_M_2	0.000000
DX111	P_M_3	0.000000
DX111	P_M_4	0.000000
DX111	P_M_5	0.000000
DX111	P_V_2	318.567214
DX111	P_V_3	353.775602
DX107	P_INT_VALLE_F	-163.299798
DX107	P_INT_VALLE_0	-298.199985
DX107	P_M_2	0.000000
DX107	P_M_3	0.000000
DX107	P_M_4	0.000000
DX107	P_M_5	0.000000
DX107	P_V_2	318.567214
DX107	P_V_3	353.775602
DX115	P_INT_VALLE_F	-163.299798
DX115	P_INT_VALLE_0	-298.199985
DX115	P_M_2	0.000000
DX115	P_M_3	0.000000
DX115	P_M_4	0.000000
DX115	P_M_5	0.000000
DX115	P_V_2	318.567214
DX115	P_V_3	353.775602
DX114	P_INT_VALLE_F	-163.299798
DX114	P_INT_VALLE_0	-298.199985
DX114	P_M_2	0.000000
DX114	P_M_3	0.000000
DX114	P_M_4	0.000000
DX114	P_M_5	0.000000
DX114	P_V_2	318.567214
DX114	P_V_3	353.775602
DX108	P_INT_VALLE_F	-163.299798
DX108	P_INT_VALLE_0	-298.199985
DX108	P_M_2	0.000000
DX108	P_M_3	0.000000
DX108	P_M_4	0.000000
DX108	P_M_5	0.000000
DX108	P_V_2	318.567214
DX108	P_V_3	353.775602
SX123	P_INT_MONTE_F	149.099798



Autorità Portuale di Taranto
Interventi per il dragaggio di 2,3 M m³ di sedimenti in area Molo Polisettoriale e per la realizzazione di un primo lotto della cassa di colmata funzionale all'ampliamento del V Sporgente del Porto di Taranto

Allegati alla relazione di calcolo strutturale allineamento "BC"

Data 05/2016
Rev. B
c.d.c.: C296A
514B

SX123	P_INT_MONTE_0	283.999985
SX123	P_V_2	0.000000
SX123	P_V_3	0.000000
SX123	P_V_4	0.000000
SX123	P_V_5	0.000000
SX123	P_M_2	-213.026352
SX123	P_M_3	-373.280101
SX125	P_INT_MONTE_F	149.099798
SX125	P_INT_MONTE_0	283.999985
SX125	P_V_2	0.000000
SX125	P_V_3	0.000000
SX125	P_V_4	0.000000
SX125	P_V_5	0.000000
SX125	P_M_2	-213.026352
SX125	P_M_3	-373.280101
SX118	P_INT_MONTE_F	149.099798
SX118	P_INT_MONTE_0	283.999985
SX118	P_V_2	0.000000
SX118	P_V_3	0.000000
SX118	P_V_4	0.000000
SX118	P_V_5	0.000000
SX118	P_M_2	-213.026352
SX118	P_M_3	-373.280101
SX130	P_INT_MONTE_F	149.099798
SX130	P_INT_MONTE_0	283.999985
SX130	P_V_2	0.000000
SX130	P_V_3	0.000000
SX130	P_V_4	0.000000
SX130	P_V_5	0.000000
SX130	P_M_2	-213.026352
SX130	P_M_3	-373.280101
SX119	P_INT_MONTE_F	149.099798
SX119	P_INT_MONTE_0	283.999985
SX119	P_V_2	0.000000
SX119	P_V_3	0.000000
SX119	P_V_4	0.000000
SX119	P_V_5	0.000000
SX119	P_M_2	-213.026352
SX119	P_M_3	-373.280101
SX120	P_INT_MONTE_F	149.099798
SX120	P_INT_MONTE_0	283.999985
SX120	P_V_2	0.000000
SX120	P_V_3	0.000000
SX120	P_V_4	0.000000
SX120	P_V_5	0.000000
SX120	P_M_2	-213.026352
SX120	P_M_3	-373.280101
SX128	P_INT_MONTE_F	149.099798
SX128	P_INT_MONTE_0	283.999985
SX128	P_V_2	0.000000
SX128	P_V_3	0.000000
SX128	P_V_4	0.000000
SX128	P_V_5	0.000000
SX128	P_M_2	-213.026352
SX128	P_M_3	-373.280101
SX399	P_INT_MONTE_F	0.000000
SX399	P_INT_MONTE_0	0.000000
SX399	P_V_2	0.000000
SX399	P_V_3	0.000000
SX399	P_V_4	0.000000
SX399	P_V_5	0.000000
SX399	P_M_2	-13.516151
SX399	P_M_3	0.000000
SX124	P_INT_MONTE_F	149.099798
SX124	P_INT_MONTE_0	283.999985
SX124	P_V_2	0.000000
SX124	P_V_3	0.000000
SX124	P_V_4	0.000000
SX124	P_V_5	0.000000
SX124	P_M_2	-213.026352
SX124	P_M_3	-373.280101
SX121	P_INT_MONTE_F	149.099798
SX121	P_INT_MONTE_0	283.999985
SX121	P_V_2	0.000000
SX121	P_V_3	0.000000
SX121	P_V_4	0.000000
SX121	P_V_5	0.000000
SX121	P_M_2	-213.026352
SX121	P_M_3	-373.280101
SX127	P_INT_MONTE_F	149.099798
SX127	P_INT_MONTE_0	283.999985

SX127	P_V_2	0.000000
SX127	P_V_3	0.000000
SX127	P_V_4	0.000000
SX127	P_V_5	0.000000
SX127	P_M_2	-213.026352
SX127	P_M_3	-373.280101
DX123	P_INT_VALLE_F	-149.099798
DX123	P_INT_VALLE_0	-283.999985
DX123	P_M_2	0.000000
DX123	P_M_3	0.000000
DX123	P_M_4	0.000000
DX123	P_M_5	0.000000
DX123	P_V_2	316.376766
DX123	P_V_3	338.715888
DX125	P_INT_VALLE_F	-149.099798
DX125	P_INT_VALLE_0	-283.999985
DX125	P_M_2	0.000000
DX125	P_M_3	0.000000
DX125	P_M_4	0.000000
DX125	P_M_5	0.000000
DX125	P_V_2	316.376766
DX125	P_V_3	338.715888
DX130	P_INT_VALLE_F	-149.099798
DX130	P_INT_VALLE_0	-283.999985
DX130	P_M_2	0.000000
DX130	P_M_3	0.000000
DX130	P_M_4	0.000000
DX130	P_M_5	0.000000
DX130	P_V_2	316.376766
DX130	P_V_3	338.715888
DX118	P_INT_VALLE_F	-149.099798
DX118	P_INT_VALLE_0	-283.999985
DX118	P_M_2	0.000000
DX118	P_M_3	0.000000
DX118	P_M_4	0.000000
DX118	P_M_5	0.000000
DX118	P_V_2	316.376766
DX118	P_V_3	338.715888
DX124	P_INT_VALLE_F	-149.099798
DX124	P_INT_VALLE_0	-283.999985
DX124	P_M_2	0.000000
DX124	P_M_3	0.000000
DX124	P_M_4	0.000000
DX124	P_M_5	0.000000
DX124	P_V_2	316.376766
DX124	P_V_3	338.715888
DX120	P_INT_VALLE_F	-149.099798
DX120	P_INT_VALLE_0	-283.999985
DX120	P_M_2	0.000000
DX120	P_M_3	0.000000
DX120	P_M_4	0.000000
DX120	P_M_5	0.000000
DX120	P_V_2	316.376766
DX120	P_V_3	338.715888
DX128	P_INT_VALLE_F	-149.099798
DX128	P_INT_VALLE_0	-283.999985
DX128	P_M_2	0.000000
DX128	P_M_3	0.000000
DX128	P_M_4	0.000000
DX128	P_M_5	0.000000
DX128	P_V_2	316.376766
DX128	P_V_3	338.715888
DX127	P_INT_VALLE_F	-149.099798
DX127	P_INT_VALLE_0	-283.999985
DX127	P_M_2	0.000000
DX127	P_M_3	0.000000
DX127	P_M_4	0.000000
DX127	P_M_5	0.000000
DX127	P_V_2	316.376766
DX127	P_V_3	338.715888
DX121	P_INT_VALLE_F	-149.099798
DX121	P_INT_VALLE_0	-283.999985
DX121	P_M_2	0.000000
DX121	P_M_3	0.000000
DX121	P_M_4	0.000000
DX121	P_M_5	0.000000
DX121	P_V_2	316.376766
DX121	P_V_3	338.715888
SX136	P_INT_MONTE_F	134.899798
SX136	P_INT_MONTE_0	270.687485
SX136	P_V_2	0.000000



Autorità Portuale di Taranto
Interventi per il dragaggio di 2,3 M m³ di sedimenti in area Molo Polisettoriale e per la realizzazione di un primo lotto della cassa di colmata funzionale all'ampliamento del V Sporgente del Porto di Taranto

Allegati alla relazione di calcolo strutturale allineamento "BC"

Data 05/2016
Rev. B
c.d.c.: C296A
514B

SX136	P_V_3	0.000000
SX136	P_V_4	0.000000
SX136	P_V_5	0.000000
SX136	P_M_2	-195.710135
SX136	P_M_3	-357.611990
SX138	P_INT_MONTE_F	134.899798
SX138	P_INT_MONTE_0	270.687485
SX138	P_V_2	0.000000
SX138	P_V_3	0.000000
SX138	P_V_4	0.000000
SX138	P_V_5	0.000000
SX138	P_M_2	-195.710135
SX138	P_M_3	-357.611990
SX131	P_INT_MONTE_F	134.899798
SX131	P_INT_MONTE_0	270.687485
SX131	P_V_2	0.000000
SX131	P_V_3	0.000000
SX131	P_V_4	0.000000
SX131	P_V_5	0.000000
SX131	P_M_2	-195.710135
SX131	P_M_3	-357.611990
SX143	P_INT_MONTE_F	134.899798
SX143	P_INT_MONTE_0	270.687485
SX143	P_V_2	0.000000
SX143	P_V_3	0.000000
SX143	P_V_4	0.000000
SX143	P_V_5	0.000000
SX143	P_M_2	-195.710135
SX143	P_M_3	-357.611990
SX132	P_INT_MONTE_F	134.899798
SX132	P_INT_MONTE_0	270.687485
SX132	P_V_2	0.000000
SX132	P_V_3	0.000000
SX132	P_V_4	0.000000
SX132	P_V_5	0.000000
SX132	P_M_2	-195.710135
SX132	P_M_3	-357.611990
SX133	P_INT_MONTE_F	134.899798
SX133	P_INT_MONTE_0	270.687485
SX133	P_V_2	0.000000
SX133	P_V_3	0.000000
SX133	P_V_4	0.000000
SX133	P_V_5	0.000000
SX133	P_M_2	-195.710135
SX133	P_M_3	-357.611990
SX141	P_INT_MONTE_F	134.899798
SX141	P_INT_MONTE_0	270.687485
SX141	P_V_2	0.000000
SX141	P_V_3	0.000000
SX141	P_V_4	0.000000
SX141	P_V_5	0.000000
SX141	P_M_2	-195.710135
SX141	P_M_3	-357.611990
SX412	P_INT_MONTE_F	0.000000
SX412	P_INT_MONTE_0	0.000000
SX412	P_V_2	0.000000
SX412	P_V_3	0.000000
SX412	P_V_4	0.000000
SX412	P_V_5	0.000000
SX412	P_M_2	-3.629168
SX412	P_M_3	0.000000
SX137	P_INT_MONTE_F	134.899798
SX137	P_INT_MONTE_0	270.687485
SX137	P_V_2	0.000000
SX137	P_V_3	0.000000
SX137	P_V_4	0.000000
SX137	P_V_5	0.000000
SX137	P_M_2	-195.710135
SX137	P_M_3	-357.611990
SX134	P_INT_MONTE_F	134.899798
SX134	P_INT_MONTE_0	270.687485
SX134	P_V_2	0.000000
SX134	P_V_3	0.000000
SX134	P_V_4	0.000000
SX134	P_V_5	0.000000
SX134	P_M_2	-195.710135
SX134	P_M_3	-357.611990
SX140	P_INT_MONTE_F	134.899798
SX140	P_INT_MONTE_0	270.687485
SX140	P_V_2	0.000000
SX140	P_V_3	0.000000



Autorità Portuale di Taranto
Interventi per il dragaggio di 2,3 M m³ di sedimenti in area Molo Polisettoriale e per la realizzazione di un primo lotto della cassa di colmata funzionale all'ampliamento del V Sporgente del Porto di Taranto

Allegati alla relazione di calcolo strutturale allineamento "BC"

Data 05/2016
Rev. B
c.d.c.: C296A
514B

SX140	P_V_4	0.000000
SX140	P_V_5	0.000000
SX140	P_M_2	-195.710135
SX140	P_M_3	-357.611990
DX136	P_INT_VALLE_F	-134.899798
DX136	P_INT_VALLE_0	-270.687485
DX136	P_M_2	0.000000
DX136	P_M_3	0.000000
DX136	P_M_4	0.000000
DX136	P_M_5	0.000000
DX136	P_V_2	307.851004
DX136	P_V_3	321.092873
DX138	P_INT_VALLE_F	-134.899798
DX138	P_INT_VALLE_0	-270.687485
DX138	P_M_2	0.000000
DX138	P_M_3	0.000000
DX138	P_M_4	0.000000
DX138	P_M_5	0.000000
DX138	P_V_2	307.851004
DX138	P_V_3	321.092873
DX143	P_INT_VALLE_F	-134.899798
DX143	P_INT_VALLE_0	-270.687485
DX143	P_M_2	0.000000
DX143	P_M_3	0.000000
DX143	P_M_4	0.000000
DX143	P_M_5	0.000000
DX143	P_V_2	307.851004
DX143	P_V_3	321.092873
DX131	P_INT_VALLE_F	-134.899798
DX131	P_INT_VALLE_0	-270.687485
DX131	P_M_2	0.000000
DX131	P_M_3	0.000000
DX131	P_M_4	0.000000
DX131	P_M_5	0.000000
DX131	P_V_2	307.851004
DX131	P_V_3	321.092873
DX137	P_INT_VALLE_F	-134.899798
DX137	P_INT_VALLE_0	-270.687485
DX137	P_M_2	0.000000
DX137	P_M_3	0.000000
DX137	P_M_4	0.000000
DX137	P_M_5	0.000000
DX137	P_V_2	307.851004
DX137	P_V_3	321.092873
DX133	P_INT_VALLE_F	-134.899798
DX133	P_INT_VALLE_0	-270.687485
DX133	P_M_2	0.000000
DX133	P_M_3	0.000000
DX133	P_M_4	0.000000
DX133	P_M_5	0.000000
DX133	P_V_2	307.851004
DX133	P_V_3	321.092873
DX141	P_INT_VALLE_F	-134.899798
DX141	P_INT_VALLE_0	-270.687485
DX141	P_M_2	0.000000
DX141	P_M_3	0.000000
DX141	P_M_4	0.000000
DX141	P_M_5	0.000000
DX141	P_V_2	307.851004
DX141	P_V_3	321.092873
DX140	P_INT_VALLE_F	-134.899798
DX140	P_INT_VALLE_0	-270.687485
DX140	P_M_2	0.000000
DX140	P_M_3	0.000000
DX140	P_M_4	0.000000
DX140	P_M_5	0.000000
DX140	P_V_2	307.851004
DX140	P_V_3	321.092873
DX134	P_INT_VALLE_F	-134.899798
DX134	P_INT_VALLE_0	-270.687485
DX134	P_M_2	0.000000
DX134	P_M_3	0.000000
DX134	P_M_4	0.000000
DX134	P_M_5	0.000000
DX134	P_V_2	307.851004
DX134	P_V_3	321.092873
SX149	P_INT_MONTE_F	120.699600
SX149	P_INT_MONTE_0	255.599786
SX149	P_V_2	0.000000
SX149	P_V_3	0.000000
SX149	P_V_4	0.000000

SX149	P_V_5	0.000000
SX149	P_M_2	-179.018581
SX149	P_M_3	-341.064704
SX151	P_INT_MONTE_F	120.699600
SX151	P_INT_MONTE_0	255.599786
SX151	P_V_2	0.000000
SX151	P_V_3	0.000000
SX151	P_V_4	0.000000
SX151	P_V_5	0.000000
SX151	P_M_2	-179.018581
SX151	P_M_3	-341.064704
SX144	P_INT_MONTE_F	120.699600
SX144	P_INT_MONTE_0	255.599786
SX144	P_V_2	0.000000
SX144	P_V_3	0.000000
SX144	P_V_4	0.000000
SX144	P_V_5	0.000000
SX144	P_M_2	-179.018581
SX144	P_M_3	-341.064704
SX156	P_INT_MONTE_F	120.699600
SX156	P_INT_MONTE_0	255.599786
SX156	P_V_2	0.000000
SX156	P_V_3	0.000000
SX156	P_V_4	0.000000
SX156	P_V_5	0.000000
SX156	P_M_2	-179.018581
SX156	P_M_3	-341.064704
SX145	P_INT_MONTE_F	120.699600
SX145	P_INT_MONTE_0	255.599786
SX145	P_V_2	0.000000
SX145	P_V_3	0.000000
SX145	P_V_4	0.000000
SX145	P_V_5	0.000000
SX145	P_M_2	-179.018581
SX145	P_M_3	-341.064704
SX146	P_INT_MONTE_F	120.699600
SX146	P_INT_MONTE_0	255.599786
SX146	P_V_2	0.000000
SX146	P_V_3	0.000000
SX146	P_V_4	0.000000
SX146	P_V_5	0.000000
SX146	P_M_2	-179.018581
SX146	P_M_3	-341.064704
SX154	P_INT_MONTE_F	120.699600
SX154	P_INT_MONTE_0	255.599786
SX154	P_V_2	0.000000
SX154	P_V_3	0.000000
SX154	P_V_4	0.000000
SX154	P_V_5	0.000000
SX154	P_M_2	-179.018581
SX154	P_M_3	-341.064704
SX150	P_INT_MONTE_F	120.699600
SX150	P_INT_MONTE_0	255.599786
SX150	P_V_2	0.000000
SX150	P_V_3	0.000000
SX150	P_V_4	0.000000
SX150	P_V_5	0.000000
SX150	P_M_2	-179.018581
SX150	P_M_3	-341.064704
SX147	P_INT_MONTE_F	120.699600
SX147	P_INT_MONTE_0	255.599786
SX147	P_V_2	0.000000
SX147	P_V_3	0.000000
SX147	P_V_4	0.000000
SX147	P_V_5	0.000000
SX147	P_M_2	-179.018581
SX147	P_M_3	-341.064704
SX153	P_INT_MONTE_F	120.699600
SX153	P_INT_MONTE_0	255.599786
SX153	P_V_2	0.000000
SX153	P_V_3	0.000000
SX153	P_V_4	0.000000
SX153	P_V_5	0.000000
SX153	P_M_2	-179.018581
SX153	P_M_3	-341.064704
DX149	P_INT_VALLE_F	-120.699600
DX149	P_INT_VALLE_0	-255.599786
DX149	P_M_2	0.000000
DX149	P_M_3	0.000000
DX149	P_M_4	0.000000
DX149	P_M_5	0.000000



Autorità Portuale di Taranto
Interventi per il dragaggio di 2,3 M³ di sedimenti in area Molo Polisettoriale e per la realizzazione di un primo lotto della cassa di colmata funzionale all'ampliamento del V Sporgente del Porto di Taranto

Allegati alla relazione di calcolo strutturale allineamento "BC"

Data 05/2016
Rev. B
c.d.c.: C296A
514B

DX149	P_V_2	293.082857
DX149	P_V_3	302.801779
DX151	P_INT_VALLE_F	-120.699600
DX151	P_INT_VALLE_0	-255.599786
DX151	P_M_2	0.000000
DX151	P_M_3	0.000000
DX151	P_M_4	0.000000
DX151	P_M_5	0.000000
DX151	P_V_2	293.082857
DX151	P_V_3	302.801779
DX156	P_INT_VALLE_F	-120.699600
DX156	P_INT_VALLE_0	-255.599786
DX156	P_M_2	0.000000
DX156	P_M_3	0.000000
DX156	P_M_4	0.000000
DX156	P_M_5	0.000000
DX156	P_V_2	293.082857
DX156	P_V_3	302.801779
DX144	P_INT_VALLE_F	-120.699600
DX144	P_INT_VALLE_0	-255.599786
DX144	P_M_2	0.000000
DX144	P_M_3	0.000000
DX144	P_M_4	0.000000
DX144	P_M_5	0.000000
DX144	P_V_2	293.082857
DX144	P_V_3	302.801779
DX150	P_INT_VALLE_F	-120.699600
DX150	P_INT_VALLE_0	-255.599786
DX150	P_M_2	0.000000
DX150	P_M_3	0.000000
DX150	P_M_4	0.000000
DX150	P_M_5	0.000000
DX150	P_V_2	293.082857
DX150	P_V_3	302.801779
DX146	P_INT_VALLE_F	-120.699600
DX146	P_INT_VALLE_0	-255.599786
DX146	P_M_2	0.000000
DX146	P_M_3	0.000000
DX146	P_M_4	0.000000
DX146	P_M_5	0.000000
DX146	P_V_2	293.082857
DX146	P_V_3	302.801779
DX154	P_INT_VALLE_F	-120.699600
DX154	P_INT_VALLE_0	-255.599786
DX154	P_M_2	0.000000
DX154	P_M_3	0.000000
DX154	P_M_4	0.000000
DX154	P_M_5	0.000000
DX154	P_V_2	293.082857
DX154	P_V_3	302.801779
DX153	P_INT_VALLE_F	-120.699600
DX153	P_INT_VALLE_0	-255.599786
DX153	P_M_2	0.000000
DX153	P_M_3	0.000000
DX153	P_M_4	0.000000
DX153	P_M_5	0.000000
DX153	P_V_2	293.082857
DX153	P_V_3	302.801779
DX147	P_INT_VALLE_F	-120.699600
DX147	P_INT_VALLE_0	-255.599786
DX147	P_M_2	0.000000
DX147	P_M_3	0.000000
DX147	P_M_4	0.000000
DX147	P_M_5	0.000000
DX147	P_V_2	293.082857
DX147	P_V_3	302.801779
SX162	P_INT_MONTE_F	106.499798
SX162	P_INT_MONTE_0	240.512485
SX162	P_V_2	0.000000
SX162	P_V_3	0.000000
SX162	P_V_4	0.000000
SX162	P_V_5	0.000000
SX162	P_M_2	-163.086649
SX162	P_M_3	-323.042081
SX164	P_INT_MONTE_F	106.499798
SX164	P_INT_MONTE_0	240.512485
SX164	P_V_2	0.000000
SX164	P_V_3	0.000000
SX164	P_V_4	0.000000
SX164	P_V_5	0.000000
SX164	P_M_2	-163.086649

SX164	P_M_3	-323.042081
SX157	P_INT_MONTE_F	106.499798
SX157	P_INT_MONTE_0	240.512485
SX157	P_V_2	0.000000
SX157	P_V_3	0.000000
SX157	P_V_4	0.000000
SX157	P_V_5	0.000000
SX157	P_M_2	-163.086649
SX157	P_M_3	-323.042081
SX169	P_INT_MONTE_F	106.499798
SX169	P_INT_MONTE_0	240.512485
SX169	P_V_2	0.000000
SX169	P_V_3	0.000000
SX169	P_V_4	0.000000
SX169	P_V_5	0.000000
SX169	P_M_2	-163.086649
SX169	P_M_3	-323.042081
SX158	P_INT_MONTE_F	106.499798
SX158	P_INT_MONTE_0	240.512485
SX158	P_V_2	0.000000
SX158	P_V_3	0.000000
SX158	P_V_4	0.000000
SX158	P_V_5	0.000000
SX158	P_M_2	-163.086649
SX158	P_M_3	-323.042081
SX159	P_INT_MONTE_F	106.499798
SX159	P_INT_MONTE_0	240.512485
SX159	P_V_2	0.000000
SX159	P_V_3	0.000000
SX159	P_V_4	0.000000
SX159	P_V_5	0.000000
SX159	P_M_2	-163.086649
SX159	P_M_3	-323.042081
SX167	P_INT_MONTE_F	106.499798
SX167	P_INT_MONTE_0	240.512485
SX167	P_V_2	0.000000
SX167	P_V_3	0.000000
SX167	P_V_4	0.000000
SX167	P_V_5	0.000000
SX167	P_M_2	-163.086649
SX167	P_M_3	-323.042081
SX163	P_INT_MONTE_F	106.499798
SX163	P_INT_MONTE_0	240.512485
SX163	P_V_2	0.000000
SX163	P_V_3	0.000000
SX163	P_V_4	0.000000
SX163	P_V_5	0.000000
SX163	P_M_2	-163.086649
SX163	P_M_3	-323.042081
SX160	P_INT_MONTE_F	106.499798
SX160	P_INT_MONTE_0	240.512485
SX160	P_V_2	0.000000
SX160	P_V_3	0.000000
SX160	P_V_4	0.000000
SX160	P_V_5	0.000000
SX160	P_M_2	-163.086649
SX160	P_M_3	-323.042081
SX166	P_INT_MONTE_F	106.499798
SX166	P_INT_MONTE_0	240.512485
SX166	P_V_2	0.000000
SX166	P_V_3	0.000000
SX166	P_V_4	0.000000
SX166	P_V_5	0.000000
SX166	P_M_2	-163.086649
SX166	P_M_3	-323.042081
DX162	P_INT_VALLE_F	-106.499798
DX162	P_INT_VALLE_0	-240.512485
DX162	P_M_2	0.000000
DX162	P_M_3	0.000000
DX162	P_M_4	0.000000
DX162	P_M_5	0.000000
DX162	P_V_2	276.175991
DX162	P_V_3	282.973639
DX164	P_INT_VALLE_F	-106.499798
DX164	P_INT_VALLE_0	-240.512485
DX164	P_M_2	0.000000
DX164	P_M_3	0.000000
DX164	P_M_4	0.000000
DX164	P_M_5	0.000000
DX164	P_V_2	276.175991
DX164	P_V_3	282.973639



DX169	P_INT_VALLE_F	-106.499798
DX169	P_INT_VALLE_0	-240.512485
DX169	P_M_2	0.000000
DX169	P_M_3	0.000000
DX169	P_M_4	0.000000
DX169	P_M_5	0.000000
DX169	P_V_2	276.175991
DX169	P_V_3	282.973639
DX157	P_INT_VALLE_F	-106.499798
DX157	P_INT_VALLE_0	-240.512485
DX157	P_M_2	0.000000
DX157	P_M_3	0.000000
DX157	P_M_4	0.000000
DX157	P_M_5	0.000000
DX157	P_V_2	276.175991
DX157	P_V_3	282.973639
DX163	P_INT_VALLE_F	-106.499798
DX163	P_INT_VALLE_0	-240.512485
DX163	P_M_2	0.000000
DX163	P_M_3	0.000000
DX163	P_M_4	0.000000
DX163	P_M_5	0.000000
DX163	P_V_2	276.175991
DX163	P_V_3	282.973639
DX159	P_INT_VALLE_F	-106.499798
DX159	P_INT_VALLE_0	-240.512485
DX159	P_M_2	0.000000
DX159	P_M_3	0.000000
DX159	P_M_4	0.000000
DX159	P_M_5	0.000000
DX159	P_V_2	276.175991
DX159	P_V_3	282.973639
DX167	P_INT_VALLE_F	-106.499798
DX167	P_INT_VALLE_0	-240.512485
DX167	P_M_2	0.000000
DX167	P_M_3	0.000000
DX167	P_M_4	0.000000
DX167	P_M_5	0.000000
DX167	P_V_2	276.175991
DX167	P_V_3	282.973639
DX166	P_INT_VALLE_F	-106.499798
DX166	P_INT_VALLE_0	-240.512485
DX166	P_M_2	0.000000
DX166	P_M_3	0.000000
DX166	P_M_4	0.000000
DX166	P_M_5	0.000000
DX166	P_V_2	276.175991
DX166	P_V_3	282.973639
DX160	P_INT_VALLE_F	-106.499798
DX160	P_INT_VALLE_0	-240.512485
DX160	P_M_2	0.000000
DX160	P_M_3	0.000000
DX160	P_M_4	0.000000
DX160	P_M_5	0.000000
DX160	P_V_2	276.175991
DX160	P_V_3	282.973639
SX175	P_INT_MONTE_F	92.299798
SX175	P_INT_MONTE_0	227.199985
SX175	P_V_2	0.000000
SX175	P_V_3	0.000000
SX175	P_V_4	0.000000
SX175	P_V_5	0.000000
SX175	P_M_2	-147.626515
SX175	P_M_3	-304.200053
SX177	P_INT_MONTE_F	92.299798
SX177	P_INT_MONTE_0	227.199985
SX177	P_V_2	0.000000
SX177	P_V_3	0.000000
SX177	P_V_4	0.000000
SX177	P_V_5	0.000000
SX177	P_M_2	-147.626515
SX177	P_M_3	-304.200053
SX170	P_INT_MONTE_F	92.299798
SX170	P_INT_MONTE_0	227.199985
SX170	P_V_2	0.000000
SX170	P_V_3	0.000000
SX170	P_V_4	0.000000
SX170	P_V_5	0.000000
SX170	P_M_2	-147.626515
SX170	P_M_3	-304.200053
SX182	P_INT_MONTE_F	92.299798



Autorità Portuale di Taranto
Interventi per il dragaggio di 2,3 M m³ di sedimenti in area Molo Polisettoriale e per la realizzazione di un primo lotto della cassa di colmanta funzionale all'ampliamento del V Sporgente del Porto di Taranto

Allegati alla relazione di calcolo strutturale allineamento "BC"

Data 05/2016
Rev. B
c.d.c.: C296A
514B

SX182	P_INT_MONTE_0	227.199985
SX182	P_V_2	0.000000
SX182	P_V_3	0.000000
SX182	P_V_4	0.000000
SX182	P_V_5	0.000000
SX182	P_M_2	-147.626515
SX182	P_M_3	-304.200053
SX171	P_INT_MONTE_F	92.299798
SX171	P_INT_MONTE_0	227.199985
SX171	P_V_2	0.000000
SX171	P_V_3	0.000000
SX171	P_V_4	0.000000
SX171	P_V_5	0.000000
SX171	P_M_2	-147.626515
SX171	P_M_3	-304.200053
SX172	P_INT_MONTE_F	92.299798
SX172	P_INT_MONTE_0	227.199985
SX172	P_V_2	0.000000
SX172	P_V_3	0.000000
SX172	P_V_4	0.000000
SX172	P_V_5	0.000000
SX172	P_M_2	-147.626515
SX172	P_M_3	-304.200053
SX180	P_INT_MONTE_F	92.299798
SX180	P_INT_MONTE_0	227.199985
SX180	P_V_2	0.000000
SX180	P_V_3	0.000000
SX180	P_V_4	0.000000
SX180	P_V_5	0.000000
SX180	P_M_2	-147.626515
SX180	P_M_3	-304.200053
SX392	P_INT_MONTE_F	0.000000
SX392	P_INT_MONTE_0	0.000000
SX392	P_V_2	0.000000
SX392	P_V_3	0.000000
SX392	P_V_4	0.000000
SX392	P_V_5	0.000000
SX392	P_M_2	-13.516151
SX392	P_M_3	0.000000
SX176	P_INT_MONTE_F	92.299798
SX176	P_INT_MONTE_0	227.199985
SX176	P_V_2	0.000000
SX176	P_V_3	0.000000
SX176	P_V_4	0.000000
SX176	P_V_5	0.000000
SX176	P_M_2	-147.626515
SX176	P_M_3	-304.200053
SX173	P_INT_MONTE_F	92.299798
SX173	P_INT_MONTE_0	227.199985
SX173	P_V_2	0.000000
SX173	P_V_3	0.000000
SX173	P_V_4	0.000000
SX173	P_V_5	0.000000
SX173	P_M_2	-147.626515
SX173	P_M_3	-304.200053
SX179	P_INT_MONTE_F	92.299798
SX179	P_INT_MONTE_0	227.199985
SX179	P_V_2	0.000000
SX179	P_V_3	0.000000
SX179	P_V_4	0.000000
SX179	P_V_5	0.000000
SX179	P_M_2	-147.626515
SX179	P_M_3	-304.200053
DX175	P_INT_VALLE_F	-92.299798
DX175	P_INT_VALLE_0	-227.199985
DX175	P_M_2	0.000000
DX175	P_M_3	0.000000
DX175	P_M_4	0.000000
DX175	P_M_5	0.000000
DX175	P_V_2	257.564303
DX175	P_V_3	262.790194
DX177	P_INT_VALLE_F	-92.299798
DX177	P_INT_VALLE_0	-227.199985
DX177	P_M_2	0.000000
DX177	P_M_3	0.000000
DX177	P_M_4	0.000000
DX177	P_M_5	0.000000
DX177	P_V_2	257.564303
DX177	P_V_3	262.790194
DX182	P_INT_VALLE_F	-92.299798
DX182	P_INT_VALLE_0	-227.199985

DX182	P_M_2	0.000000
DX182	P_M_3	0.000000
DX182	P_M_4	0.000000
DX182	P_M_5	0.000000
DX182	P_V_2	257.564303
DX182	P_V_3	262.790194
DX170	P_INT_VALLE_F	-92.299798
DX170	P_INT_VALLE_0	-227.199985
DX170	P_M_2	0.000000
DX170	P_M_3	0.000000
DX170	P_M_4	0.000000
DX170	P_M_5	0.000000
DX170	P_V_2	257.564303
DX170	P_V_3	262.790194
DX176	P_INT_VALLE_F	-92.299798
DX176	P_INT_VALLE_0	-227.199985
DX176	P_M_2	0.000000
DX176	P_M_3	0.000000
DX176	P_M_4	0.000000
DX176	P_M_5	0.000000
DX176	P_V_2	257.564303
DX176	P_V_3	262.790194
DX172	P_INT_VALLE_F	-92.299798
DX172	P_INT_VALLE_0	-227.199985
DX172	P_M_2	0.000000
DX172	P_M_3	0.000000
DX172	P_M_4	0.000000
DX172	P_M_5	0.000000
DX172	P_V_2	257.564303
DX172	P_V_3	262.790194
DX180	P_INT_VALLE_F	-92.299798
DX180	P_INT_VALLE_0	-227.199985
DX180	P_M_2	0.000000
DX180	P_M_3	0.000000
DX180	P_M_4	0.000000
DX180	P_M_5	0.000000
DX180	P_V_2	257.564303
DX180	P_V_3	262.790194
DX179	P_INT_VALLE_F	-92.299798
DX179	P_INT_VALLE_0	-227.199985
DX179	P_M_2	0.000000
DX179	P_M_3	0.000000
DX179	P_M_4	0.000000
DX179	P_M_5	0.000000
DX179	P_V_2	257.564303
DX179	P_V_3	262.790194
DX173	P_INT_VALLE_F	-92.299798
DX173	P_INT_VALLE_0	-227.199985
DX173	P_M_2	0.000000
DX173	P_M_3	0.000000
DX173	P_M_4	0.000000
DX173	P_M_5	0.000000
DX173	P_V_2	257.564303
DX173	P_V_3	262.790194
SX188	P_INT_MONTE_F	78.099798
SX188	P_INT_MONTE_0	212.999985
SX188	P_V_2	0.000000
SX188	P_V_3	0.000000
SX188	P_V_4	0.000000
SX188	P_V_5	0.000000
SX188	P_M_2	-132.958155
SX188	P_M_3	-283.709001
SX190	P_INT_MONTE_F	78.099798
SX190	P_INT_MONTE_0	212.999985
SX190	P_V_2	0.000000
SX190	P_V_3	0.000000
SX190	P_V_4	0.000000
SX190	P_V_5	0.000000
SX190	P_M_2	-132.958155
SX190	P_M_3	-283.709001
SX183	P_INT_MONTE_F	78.099798
SX183	P_INT_MONTE_0	212.999985
SX183	P_V_2	0.000000
SX183	P_V_3	0.000000
SX183	P_V_4	0.000000
SX183	P_V_5	0.000000
SX183	P_M_2	-132.958155
SX183	P_M_3	-283.709001
SX195	P_INT_MONTE_F	78.099798
SX195	P_INT_MONTE_0	212.999985
SX195	P_V_2	0.000000

SX195	P_V_3	0.000000
SX195	P_V_4	0.000000
SX195	P_V_5	0.000000
SX195	P_M_2	-132.958155
SX195	P_M_3	-283.709001
SX184	P_INT_MONTE_F	78.099798
SX184	P_INT_MONTE_0	212.999985
SX184	P_V_2	0.000000
SX184	P_V_3	0.000000
SX184	P_V_4	0.000000
SX184	P_V_5	0.000000
SX184	P_M_2	-132.958155
SX184	P_M_3	-283.709001
SX185	P_INT_MONTE_F	78.099798
SX185	P_INT_MONTE_0	212.999985
SX185	P_V_2	0.000000
SX185	P_V_3	0.000000
SX185	P_V_4	0.000000
SX185	P_V_5	0.000000
SX185	P_M_2	-132.958155
SX185	P_M_3	-283.709001
SX193	P_INT_MONTE_F	78.099798
SX193	P_INT_MONTE_0	212.999985
SX193	P_V_2	0.000000
SX193	P_V_3	0.000000
SX193	P_V_4	0.000000
SX193	P_V_5	0.000000
SX193	P_M_2	-132.958155
SX193	P_M_3	-283.709001
SX405	P_INT_MONTE_F	0.000000
SX405	P_INT_MONTE_0	0.000000
SX405	P_V_2	0.000000
SX405	P_V_3	0.000000
SX405	P_V_4	0.000000
SX405	P_V_5	0.000000
SX405	P_M_2	-3.629168
SX405	P_M_3	0.000000
SX189	P_INT_MONTE_F	78.099798
SX189	P_INT_MONTE_0	212.999985
SX189	P_V_2	0.000000
SX189	P_V_3	0.000000
SX189	P_V_4	0.000000
SX189	P_V_5	0.000000
SX189	P_M_2	-132.958155
SX189	P_M_3	-283.709001
SX186	P_INT_MONTE_F	78.099798
SX186	P_INT_MONTE_0	212.999985
SX186	P_V_2	0.000000
SX186	P_V_3	0.000000
SX186	P_V_4	0.000000
SX186	P_V_5	0.000000
SX186	P_M_2	-132.958155
SX186	P_M_3	-283.709001
SX192	P_INT_MONTE_F	78.099798
SX192	P_INT_MONTE_0	212.999985
SX192	P_V_2	0.000000
SX192	P_V_3	0.000000
SX192	P_V_4	0.000000
SX192	P_V_5	0.000000
SX192	P_M_2	-132.958155
SX192	P_M_3	-283.709001
DX188	P_INT_VALLE_F	-78.099798
DX188	P_INT_VALLE_0	-212.999985
DX188	P_M_2	0.000000
DX188	P_M_3	0.000000
DX188	P_M_4	0.000000
DX188	P_M_5	0.000000
DX188	P_V_2	237.777727
DX188	P_V_3	241.738301
DX190	P_INT_VALLE_F	-78.099798
DX190	P_INT_VALLE_0	-212.999985
DX190	P_M_2	0.000000
DX190	P_M_3	0.000000
DX190	P_M_4	0.000000
DX190	P_M_5	0.000000
DX190	P_V_2	237.777727
DX190	P_V_3	241.738301
DX195	P_INT_VALLE_F	-78.099798
DX195	P_INT_VALLE_0	-212.999985
DX195	P_M_2	0.000000
DX195	P_M_3	0.000000

DX195	P_M_4	0.000000
DX195	P_M_5	0.000000
DX195	P_V_2	237.777727
DX195	P_V_3	241.738301
DX183	P_INT_VALLE_F	-78.099798
DX183	P_INT_VALLE_0	-212.999985
DX183	P_M_2	0.000000
DX183	P_M_3	0.000000
DX183	P_M_4	0.000000
DX183	P_M_5	0.000000
DX183	P_V_2	237.777727
DX183	P_V_3	241.738301
DX189	P_INT_VALLE_F	-78.099798
DX189	P_INT_VALLE_0	-212.999985
DX189	P_M_2	0.000000
DX189	P_M_3	0.000000
DX189	P_M_4	0.000000
DX189	P_M_5	0.000000
DX189	P_V_2	237.777727
DX189	P_V_3	241.738301
DX185	P_INT_VALLE_F	-78.099798
DX185	P_INT_VALLE_0	-212.999985
DX185	P_M_2	0.000000
DX185	P_M_3	0.000000
DX185	P_M_4	0.000000
DX185	P_M_5	0.000000
DX185	P_V_2	237.777727
DX185	P_V_3	241.738301
DX193	P_INT_VALLE_F	-78.099798
DX193	P_INT_VALLE_0	-212.999985
DX193	P_M_2	0.000000
DX193	P_M_3	0.000000
DX193	P_M_4	0.000000
DX193	P_M_5	0.000000
DX193	P_V_2	237.777727
DX193	P_V_3	241.738301
DX192	P_INT_VALLE_F	-78.099798
DX192	P_INT_VALLE_0	-212.999985
DX192	P_M_2	0.000000
DX192	P_M_3	0.000000
DX192	P_M_4	0.000000
DX192	P_M_5	0.000000
DX192	P_V_2	237.777727
DX192	P_V_3	241.738301
DX186	P_INT_VALLE_F	-78.099798
DX186	P_INT_VALLE_0	-212.999985
DX186	P_M_2	0.000000
DX186	P_M_3	0.000000
DX186	P_M_4	0.000000
DX186	P_M_5	0.000000
DX186	P_V_2	237.777727
DX186	P_V_3	241.738301
SX201	P_INT_MONTE_F	63.899798
SX201	P_INT_MONTE_0	198.799985
SX201	P_V_2	0.000000
SX201	P_V_3	0.000000
SX201	P_V_4	0.000000
SX201	P_V_5	0.000000
SX201	P_M_2	-118.783629
SX201	P_M_3	-262.415121
SX203	P_INT_MONTE_F	63.899798
SX203	P_INT_MONTE_0	198.799985
SX203	P_V_2	0.000000
SX203	P_V_3	0.000000
SX203	P_V_4	0.000000
SX203	P_V_5	0.000000
SX203	P_M_2	-118.783629
SX203	P_M_3	-262.415121
SX196	P_INT_MONTE_F	63.899798
SX196	P_INT_MONTE_0	198.799985
SX196	P_V_2	0.000000
SX196	P_V_3	0.000000
SX196	P_V_4	0.000000
SX196	P_V_5	0.000000
SX196	P_M_2	-118.783629
SX196	P_M_3	-262.415121
SX208	P_INT_MONTE_F	63.899798
SX208	P_INT_MONTE_0	198.799985
SX208	P_V_2	0.000000
SX208	P_V_3	0.000000
SX208	P_V_4	0.000000

SX208	P_V_5	0.000000
SX208	P_M_2	-118.783629
SX208	P_M_3	-262.415121
SX197	P_INT_MONTE_F	63.899798
SX197	P_INT_MONTE_0	198.799985
SX197	P_V_2	0.000000
SX197	P_V_3	0.000000
SX197	P_V_4	0.000000
SX197	P_V_5	0.000000
SX197	P_M_2	-118.783629
SX197	P_M_3	-262.415121
SX198	P_INT_MONTE_F	63.899798
SX198	P_INT_MONTE_0	198.799985
SX198	P_V_2	0.000000
SX198	P_V_3	0.000000
SX198	P_V_4	0.000000
SX198	P_V_5	0.000000
SX198	P_M_2	-118.783629
SX198	P_M_3	-262.415121
SX206	P_INT_MONTE_F	63.899798
SX206	P_INT_MONTE_0	198.799985
SX206	P_V_2	0.000000
SX206	P_V_3	0.000000
SX206	P_V_4	0.000000
SX206	P_V_5	0.000000
SX206	P_M_2	-118.783629
SX206	P_M_3	-262.415121
SX202	P_INT_MONTE_F	63.899798
SX202	P_INT_MONTE_0	198.799985
SX202	P_V_2	0.000000
SX202	P_V_3	0.000000
SX202	P_V_4	0.000000
SX202	P_V_5	0.000000
SX202	P_M_2	-118.783629
SX202	P_M_3	-262.415121
SX199	P_INT_MONTE_F	63.899798
SX199	P_INT_MONTE_0	198.799985
SX199	P_V_2	0.000000
SX199	P_V_3	0.000000
SX199	P_V_4	0.000000
SX199	P_V_5	0.000000
SX199	P_M_2	-118.783629
SX199	P_M_3	-262.415121
SX205	P_INT_MONTE_F	63.899798
SX205	P_INT_MONTE_0	198.799985
SX205	P_V_2	0.000000
SX205	P_V_3	0.000000
SX205	P_V_4	0.000000
SX205	P_V_5	0.000000
SX205	P_M_2	-118.783629
SX205	P_M_3	-262.415121
DX201	P_INT_VALLE_F	-63.899798
DX201	P_INT_VALLE_0	-198.799985
DX201	P_M_2	0.000000
DX201	P_M_3	0.000000
DX201	P_M_4	0.000000
DX201	P_M_5	0.000000
DX201	P_V_2	217.123688
DX201	P_V_3	219.983379
DX203	P_INT_VALLE_F	-63.899798
DX203	P_INT_VALLE_0	-198.799985
DX203	P_M_2	0.000000
DX203	P_M_3	0.000000
DX203	P_M_4	0.000000
DX203	P_M_5	0.000000
DX203	P_V_2	217.123688
DX203	P_V_3	219.983379
DX208	P_INT_VALLE_F	-63.899798
DX208	P_INT_VALLE_0	-198.799985
DX208	P_M_2	0.000000
DX208	P_M_3	0.000000
DX208	P_M_4	0.000000
DX208	P_M_5	0.000000
DX208	P_V_2	217.123688
DX208	P_V_3	219.983379
DX196	P_INT_VALLE_F	-63.899798
DX196	P_INT_VALLE_0	-198.799985
DX196	P_M_2	0.000000
DX196	P_M_3	0.000000
DX196	P_M_4	0.000000
DX196	P_M_5	0.000000



DX196	P_V_2	217.123688
DX196	P_V_3	219.983379
DX202	P_INT_VALLE_F	-63.899798
DX202	P_INT_VALLE_0	-198.799985
DX202	P_M_2	0.000000
DX202	P_M_3	0.000000
DX202	P_M_4	0.000000
DX202	P_M_5	0.000000
DX202	P_V_2	217.123688
DX202	P_V_3	219.983379
DX198	P_INT_VALLE_F	-63.899798
DX198	P_INT_VALLE_0	-198.799985
DX198	P_M_2	0.000000
DX198	P_M_3	0.000000
DX198	P_M_4	0.000000
DX198	P_M_5	0.000000
DX198	P_V_2	217.123688
DX198	P_V_3	219.983379
DX206	P_INT_VALLE_F	-63.899798
DX206	P_INT_VALLE_0	-198.799985
DX206	P_M_2	0.000000
DX206	P_M_3	0.000000
DX206	P_M_4	0.000000
DX206	P_M_5	0.000000
DX206	P_V_2	217.123688
DX206	P_V_3	219.983379
DX205	P_INT_VALLE_F	-63.899798
DX205	P_INT_VALLE_0	-198.799985
DX205	P_M_2	0.000000
DX205	P_M_3	0.000000
DX205	P_M_4	0.000000
DX205	P_M_5	0.000000
DX205	P_V_2	217.123688
DX205	P_V_3	219.983379
DX199	P_INT_VALLE_F	-63.899798
DX199	P_INT_VALLE_0	-198.799985
DX199	P_M_2	0.000000
DX199	P_M_3	0.000000
DX199	P_M_4	0.000000
DX199	P_M_5	0.000000
DX199	P_V_2	217.123688
DX199	P_V_3	219.983379
SX214	P_INT_MONTE_F	50.291470
SX214	P_INT_MONTE_0	185.191656
SX214	P_V_2	0.000000
SX214	P_V_3	0.000000
SX214	P_V_4	0.000000
SX214	P_V_5	0.000000
SX214	P_M_2	-105.338034
SX214	P_M_3	-239.316102
SX216	P_INT_MONTE_F	50.291470
SX216	P_INT_MONTE_0	185.191656
SX216	P_V_2	0.000000
SX216	P_V_3	0.000000
SX216	P_V_4	0.000000
SX216	P_V_5	0.000000
SX216	P_M_2	-105.338034
SX216	P_M_3	-239.316102
SX209	P_INT_MONTE_F	50.291470
SX209	P_INT_MONTE_0	185.191656
SX209	P_V_2	0.000000
SX209	P_V_3	0.000000
SX209	P_V_4	0.000000
SX209	P_V_5	0.000000
SX209	P_M_2	-105.338034
SX209	P_M_3	-239.316102
SX221	P_INT_MONTE_F	50.291470
SX221	P_INT_MONTE_0	185.191656
SX221	P_V_2	0.000000
SX221	P_V_3	0.000000
SX221	P_V_4	0.000000
SX221	P_V_5	0.000000
SX221	P_M_2	-105.338034
SX221	P_M_3	-239.316102
SX210	P_INT_MONTE_F	50.291470
SX210	P_INT_MONTE_0	185.191656
SX210	P_V_2	0.000000
SX210	P_V_3	0.000000
SX210	P_V_4	0.000000
SX210	P_V_5	0.000000
SX210	P_M_2	-105.338034



Autorità Portuale di Taranto
Interventi per il dragaggio di 2,3 M m³ di sedimenti in area Molo Polisettoriale e per la realizzazione di un primo lotto della cassa di colmata funzionale all'ampliamento del V Sporgente del Porto di Taranto

Allegati alla relazione di calcolo strutturale allineamento "BC"

Data 05/2016
Rev. B
c.d.c.: C296A
514B

SX210	P_M_3	-239.316102
SX211	P_INT_MONTE_F	50.291470
SX211	P_INT_MONTE_0	185.191656
SX211	P_V_2	0.000000
SX211	P_V_3	0.000000
SX211	P_V_4	0.000000
SX211	P_V_5	0.000000
SX211	P_M_2	-105.338034
SX211	P_M_3	-239.316102
SX219	P_INT_MONTE_F	50.291470
SX219	P_INT_MONTE_0	185.191656
SX219	P_V_2	0.000000
SX219	P_V_3	0.000000
SX219	P_V_4	0.000000
SX219	P_V_5	0.000000
SX219	P_M_2	-105.338034
SX219	P_M_3	-239.316102
SX215	P_INT_MONTE_F	50.291470
SX215	P_INT_MONTE_0	185.191656
SX215	P_V_2	0.000000
SX215	P_V_3	0.000000
SX215	P_V_4	0.000000
SX215	P_V_5	0.000000
SX215	P_M_2	-105.338034
SX215	P_M_3	-239.316102
SX212	P_INT_MONTE_F	50.291470
SX212	P_INT_MONTE_0	185.191656
SX212	P_V_2	0.000000
SX212	P_V_3	0.000000
SX212	P_V_4	0.000000
SX212	P_V_5	0.000000
SX212	P_M_2	-105.338034
SX212	P_M_3	-239.316102
SX218	P_INT_MONTE_F	50.291470
SX218	P_INT_MONTE_0	185.191656
SX218	P_V_2	0.000000
SX218	P_V_3	0.000000
SX218	P_V_4	0.000000
SX218	P_V_5	0.000000
SX218	P_M_2	-105.338034
SX218	P_M_3	-239.316102
DX214	P_INT_VALLE_F	-50.291470
DX214	P_INT_VALLE_0	-185.191656
DX214	P_M_2	0.000000
DX214	P_M_3	0.000000
DX214	P_M_4	0.000000
DX214	P_M_5	0.000000
DX214	P_V_2	195.065490
DX214	P_V_3	198.386158
DX216	P_INT_VALLE_F	-50.291470
DX216	P_INT_VALLE_0	-185.191656
DX216	P_M_2	0.000000
DX216	P_M_3	0.000000
DX216	P_M_4	0.000000
DX216	P_M_5	0.000000
DX216	P_V_2	195.065490
DX216	P_V_3	198.386158
DX221	P_INT_VALLE_F	-50.291470
DX221	P_INT_VALLE_0	-185.191656
DX221	P_M_2	0.000000
DX221	P_M_3	0.000000
DX221	P_M_4	0.000000
DX221	P_M_5	0.000000
DX221	P_V_2	195.065490
DX221	P_V_3	198.386158
DX209	P_INT_VALLE_F	-50.291470
DX209	P_INT_VALLE_0	-185.191656
DX209	P_M_2	0.000000
DX209	P_M_3	0.000000
DX209	P_M_4	0.000000
DX209	P_M_5	0.000000
DX209	P_V_2	195.065490
DX209	P_V_3	198.386158
DX215	P_INT_VALLE_F	-50.291470
DX215	P_INT_VALLE_0	-185.191656
DX215	P_M_2	0.000000
DX215	P_M_3	0.000000
DX215	P_M_4	0.000000
DX215	P_M_5	0.000000
DX215	P_V_2	195.065490
DX215	P_V_3	198.386158



Autorità Portuale di Taranto
Interventi per il dragaggio di 2,3 M³ di sedimenti in area Molo Polisettoriale e per la realizzazione di un primo lotto della cassa di colmata funzionale all'ampliamento del V Sporgente del Porto di Taranto

Allegati alla relazione di calcolo strutturale allineamento "BC"

Data 05/2016
Rev. B
c.d.c.: C296A
514B

DX211	P_INT_VALLE_F	-50.291470
DX211	P_INT_VALLE_0	-185.191656
DX211	P_M_2	0.000000
DX211	P_M_3	0.000000
DX211	P_M_4	0.000000
DX211	P_M_5	0.000000
DX211	P_V_2	195.065490
DX211	P_V_3	198.386158
DX219	P_INT_VALLE_F	-50.291470
DX219	P_INT_VALLE_0	-185.191656
DX219	P_M_2	0.000000
DX219	P_M_3	0.000000
DX219	P_M_4	0.000000
DX219	P_M_5	0.000000
DX219	P_V_2	195.065490
DX219	P_V_3	198.386158
DX218	P_INT_VALLE_F	-50.291470
DX218	P_INT_VALLE_0	-185.191656
DX218	P_M_2	0.000000
DX218	P_M_3	0.000000
DX218	P_M_4	0.000000
DX218	P_M_5	0.000000
DX218	P_V_2	195.065490
DX218	P_V_3	198.386158
DX212	P_INT_VALLE_F	-50.291470
DX212	P_INT_VALLE_0	-185.191656
DX212	P_M_2	0.000000
DX212	P_M_3	0.000000
DX212	P_M_4	0.000000
DX212	P_M_5	0.000000
DX212	P_V_2	195.065490
DX212	P_V_3	198.386158
SX227	P_INT_MONTE_F	35.203970
SX227	P_INT_MONTE_0	170.104156
SX227	P_V_2	0.000000
SX227	P_V_3	0.000000
SX227	P_V_4	0.000000
SX227	P_V_5	0.000000
SX227	P_M_2	-93.117358
SX227	P_M_3	-215.562812
SX229	P_INT_MONTE_F	35.203970
SX229	P_INT_MONTE_0	170.104156
SX229	P_V_2	0.000000
SX229	P_V_3	0.000000
SX229	P_V_4	0.000000
SX229	P_V_5	0.000000
SX229	P_M_2	-93.117358
SX229	P_M_3	-215.562812
SX222	P_INT_MONTE_F	35.203970
SX222	P_INT_MONTE_0	170.104156
SX222	P_V_2	0.000000
SX222	P_V_3	0.000000
SX222	P_V_4	0.000000
SX222	P_V_5	0.000000
SX222	P_M_2	-93.117358
SX222	P_M_3	-215.562812
SX234	P_INT_MONTE_F	35.203970
SX234	P_INT_MONTE_0	170.104156
SX234	P_V_2	0.000000
SX234	P_V_3	0.000000
SX234	P_V_4	0.000000
SX234	P_V_5	0.000000
SX234	P_M_2	-93.117358
SX234	P_M_3	-215.562812
SX223	P_INT_MONTE_F	35.203970
SX223	P_INT_MONTE_0	170.104156
SX223	P_V_2	0.000000
SX223	P_V_3	0.000000
SX223	P_V_4	0.000000
SX223	P_V_5	0.000000
SX223	P_M_2	-93.117358
SX223	P_M_3	-215.562812
SX224	P_INT_MONTE_F	35.203970
SX224	P_INT_MONTE_0	170.104156
SX224	P_V_2	0.000000
SX224	P_V_3	0.000000
SX224	P_V_4	0.000000
SX224	P_V_5	0.000000
SX224	P_M_2	-93.117358
SX224	P_M_3	-215.562812
SX232	P_INT_MONTE_F	35.203970



Autorità Portuale di Taranto
Interventi per il dragaggio di 2,3 M m³ di sedimenti in area Molo Polisettoriale e per la realizzazione di un primo lotto della cassa di colmata funzionale all'ampliamento del V Sporgente del Porto di Taranto

Allegati alla relazione di calcolo strutturale allineamento "BC"

Data 05/2016
Rev. B
c.d.c.: C296A
514B

SX232	P_INT_MONTE_0	170.104156
SX232	P_V_2	0.000000
SX232	P_V_3	0.000000
SX232	P_V_4	0.000000
SX232	P_V_5	0.000000
SX232	P_M_2	-93.117358
SX232	P_M_3	-215.562812
SX404	P_INT_MONTE_F	0.000000
SX404	P_INT_MONTE_0	0.000000
SX404	P_V_2	0.000000
SX404	P_V_3	0.000000
SX404	P_V_4	0.000000
SX404	P_V_5	0.000000
SX404	P_M_2	-13.516151
SX404	P_M_3	0.000000
SX228	P_INT_MONTE_F	35.203970
SX228	P_INT_MONTE_0	170.104156
SX228	P_V_2	0.000000
SX228	P_V_3	0.000000
SX228	P_V_4	0.000000
SX228	P_V_5	0.000000
SX228	P_M_2	-93.117358
SX228	P_M_3	-215.562812
SX225	P_INT_MONTE_F	35.203970
SX225	P_INT_MONTE_0	170.104156
SX225	P_V_2	0.000000
SX225	P_V_3	0.000000
SX225	P_V_4	0.000000
SX225	P_V_5	0.000000
SX225	P_M_2	-93.117358
SX225	P_M_3	-215.562812
SX231	P_INT_MONTE_F	35.203970
SX231	P_INT_MONTE_0	170.104156
SX231	P_V_2	0.000000
SX231	P_V_3	0.000000
SX231	P_V_4	0.000000
SX231	P_V_5	0.000000
SX231	P_M_2	-93.117358
SX231	P_M_3	-215.562812
DX227	P_INT_VALLE_F	-35.203970
DX227	P_INT_VALLE_0	-170.104156
DX227	P_M_2	0.000000
DX227	P_M_3	0.000000
DX227	P_M_4	0.000000
DX227	P_M_5	0.000000
DX227	P_V_2	172.150859
DX227	P_V_3	182.008534
DX229	P_INT_VALLE_F	-35.203970
DX229	P_INT_VALLE_0	-170.104156
DX229	P_M_2	0.000000
DX229	P_M_3	0.000000
DX229	P_M_4	0.000000
DX229	P_M_5	0.000000
DX229	P_V_2	172.150859
DX229	P_V_3	182.008534
DX234	P_INT_VALLE_F	-35.203970
DX234	P_INT_VALLE_0	-170.104156
DX234	P_M_2	0.000000
DX234	P_M_3	0.000000
DX234	P_M_4	0.000000
DX234	P_M_5	0.000000
DX234	P_V_2	172.150859
DX234	P_V_3	182.008534
DX222	P_INT_VALLE_F	-35.203970
DX222	P_INT_VALLE_0	-170.104156
DX222	P_M_2	0.000000
DX222	P_M_3	0.000000
DX222	P_M_4	0.000000
DX222	P_M_5	0.000000
DX222	P_V_2	172.150859
DX222	P_V_3	182.008534
DX228	P_INT_VALLE_F	-35.203970
DX228	P_INT_VALLE_0	-170.104156
DX228	P_M_2	0.000000
DX228	P_M_3	0.000000
DX228	P_M_4	0.000000
DX228	P_M_5	0.000000
DX228	P_V_2	172.150859
DX228	P_V_3	182.008534
DX224	P_INT_VALLE_F	-35.203970
DX224	P_INT_VALLE_0	-170.104156



DX224	P_M_2	0.000000
DX224	P_M_3	0.000000
DX224	P_M_4	0.000000
DX224	P_M_5	0.000000
DX224	P_V_2	172.150859
DX224	P_V_3	182.008534
DX232	P_INT_VALLE_F	-35.203970
DX232	P_INT_VALLE_0	-170.104156
DX232	P_M_2	0.000000
DX232	P_M_3	0.000000
DX232	P_M_4	0.000000
DX232	P_M_5	0.000000
DX232	P_V_2	172.150859
DX232	P_V_3	182.008534
DX231	P_INT_VALLE_F	-35.203970
DX231	P_INT_VALLE_0	-170.104156
DX231	P_M_2	0.000000
DX231	P_M_3	0.000000
DX231	P_M_4	0.000000
DX231	P_M_5	0.000000
DX231	P_V_2	172.150859
DX231	P_V_3	182.008534
DX225	P_INT_VALLE_F	-35.203970
DX225	P_INT_VALLE_0	-170.104156
DX225	P_M_2	0.000000
DX225	P_M_3	0.000000
DX225	P_M_4	0.000000
DX225	P_M_5	0.000000
DX225	P_V_2	172.150859
DX225	P_V_3	182.008534
SX240	P_INT_MONTE_F	21.299798
SX240	P_INT_MONTE_0	156.199985
SX240	P_V_2	0.000000
SX240	P_V_3	0.000000
SX240	P_V_4	0.000000
SX240	P_V_5	0.000000
SX240	P_M_2	-83.153751
SX240	P_M_3	-190.033636
SX242	P_INT_MONTE_F	21.299798
SX242	P_INT_MONTE_0	156.199985
SX242	P_V_2	0.000000
SX242	P_V_3	0.000000
SX242	P_V_4	0.000000
SX242	P_V_5	0.000000
SX242	P_M_2	-83.153751
SX242	P_M_3	-190.033636
SX235	P_INT_MONTE_F	21.299798
SX235	P_INT_MONTE_0	156.199985
SX235	P_V_2	0.000000
SX235	P_V_3	0.000000
SX235	P_V_4	0.000000
SX235	P_V_5	0.000000
SX235	P_M_2	-83.153751
SX235	P_M_3	-190.033636
SX247	P_INT_MONTE_F	21.299798
SX247	P_INT_MONTE_0	156.199985
SX247	P_V_2	0.000000
SX247	P_V_3	0.000000
SX247	P_V_4	0.000000
SX247	P_V_5	0.000000
SX247	P_M_2	-83.153751
SX247	P_M_3	-190.033636
SX236	P_INT_MONTE_F	21.299798
SX236	P_INT_MONTE_0	156.199985
SX236	P_V_2	0.000000
SX236	P_V_3	0.000000
SX236	P_V_4	0.000000
SX236	P_V_5	0.000000
SX236	P_M_2	-83.153751
SX236	P_M_3	-190.033636
SX237	P_INT_MONTE_F	21.299798
SX237	P_INT_MONTE_0	156.199985
SX237	P_V_2	0.000000
SX237	P_V_3	0.000000
SX237	P_V_4	0.000000
SX237	P_V_5	0.000000
SX237	P_M_2	-83.153751
SX237	P_M_3	-190.033636
SX245	P_INT_MONTE_F	21.299798
SX245	P_INT_MONTE_0	156.199985
SX245	P_V_2	0.000000



Autorità Portuale di Taranto
Interventi per il dragaggio di 2,3 M m³ di sedimenti in area Molo Polisettoriale e per la realizzazione di un primo lotto della cassa di colmata funzionale all'ampliamento del V Sporgente del Porto di Taranto

Allegati alla relazione di calcolo strutturale allineamento "BC"

Data 05/2016
Rev. B
c.d.c.: C296A
514B

SX245	P_V_3	0.000000
SX245	P_V_4	0.000000
SX245	P_V_5	0.000000
SX245	P_M_2	-83.153751
SX245	P_M_3	-190.033636
SX417	P_INT_MONTE_F	0.000000
SX417	P_INT_MONTE_0	0.000000
SX417	P_V_2	0.000000
SX417	P_V_3	0.000000
SX417	P_V_4	0.000000
SX417	P_V_5	0.000000
SX417	P_M_2	-3.629168
SX417	P_M_3	0.000000
SX241	P_INT_MONTE_F	21.299798
SX241	P_INT_MONTE_0	156.199985
SX241	P_V_2	0.000000
SX241	P_V_3	0.000000
SX241	P_V_4	0.000000
SX241	P_V_5	0.000000
SX241	P_M_2	-83.153751
SX241	P_M_3	-190.033636
SX238	P_INT_MONTE_F	21.299798
SX238	P_INT_MONTE_0	156.199985
SX238	P_V_2	0.000000
SX238	P_V_3	0.000000
SX238	P_V_4	0.000000
SX238	P_V_5	0.000000
SX238	P_M_2	-83.153751
SX238	P_M_3	-190.033636
SX244	P_INT_MONTE_F	21.299798
SX244	P_INT_MONTE_0	156.199985
SX244	P_V_2	0.000000
SX244	P_V_3	0.000000
SX244	P_V_4	0.000000
SX244	P_V_5	0.000000
SX244	P_M_2	-83.153751
SX244	P_M_3	-190.033636
DX240	P_INT_VALLE_F	-21.299798
DX240	P_INT_VALLE_0	-156.199985
DX240	P_M_2	0.000000
DX240	P_M_3	0.000000
DX240	P_M_4	0.000000
DX240	P_M_5	0.000000
DX240	P_V_2	142.858131
DX240	P_V_3	164.077251
DX242	P_INT_VALLE_F	-21.299798
DX242	P_INT_VALLE_0	-156.199985
DX242	P_M_2	0.000000
DX242	P_M_3	0.000000
DX242	P_M_4	0.000000
DX242	P_M_5	0.000000
DX242	P_V_2	142.858131
DX242	P_V_3	164.077251
DX247	P_INT_VALLE_F	-21.299798
DX247	P_INT_VALLE_0	-156.199985
DX247	P_M_2	0.000000
DX247	P_M_3	0.000000
DX247	P_M_4	0.000000
DX247	P_M_5	0.000000
DX247	P_V_2	142.858131
DX247	P_V_3	164.077251
DX235	P_INT_VALLE_F	-21.299798
DX235	P_INT_VALLE_0	-156.199985
DX235	P_M_2	0.000000
DX235	P_M_3	0.000000
DX235	P_M_4	0.000000
DX235	P_M_5	0.000000
DX235	P_V_2	142.858131
DX235	P_V_3	164.077251
DX241	P_INT_VALLE_F	-21.299798
DX241	P_INT_VALLE_0	-156.199985
DX241	P_M_2	0.000000
DX241	P_M_3	0.000000
DX241	P_M_4	0.000000
DX241	P_M_5	0.000000
DX241	P_V_2	142.858131
DX241	P_V_3	164.077251
DX237	P_INT_VALLE_F	-21.299798
DX237	P_INT_VALLE_0	-156.199985
DX237	P_M_2	0.000000
DX237	P_M_3	0.000000



DX237	P_M_4	0.000000
DX237	P_M_5	0.000000
DX237	P_V_2	142.858131
DX237	P_V_3	164.077251
DX245	P_INT_VALLE_F	-21.299798
DX245	P_INT_VALLE_0	-156.199985
DX245	P_M_2	0.000000
DX245	P_M_3	0.000000
DX245	P_M_4	0.000000
DX245	P_M_5	0.000000
DX245	P_V_2	142.858131
DX245	P_V_3	164.077251
DX244	P_INT_VALLE_F	-21.299798
DX244	P_INT_VALLE_0	-156.199985
DX244	P_M_2	0.000000
DX244	P_M_3	0.000000
DX244	P_M_4	0.000000
DX244	P_M_5	0.000000
DX244	P_V_2	142.858131
DX244	P_V_3	164.077251
DX238	P_INT_VALLE_F	-21.299798
DX238	P_INT_VALLE_0	-156.199985
DX238	P_M_2	0.000000
DX238	P_M_3	0.000000
DX238	P_M_4	0.000000
DX238	P_M_5	0.000000
DX238	P_V_2	142.858131
DX238	P_V_3	164.077251
SX253	P_INT_MONTE_F	7.099798
SX253	P_INT_MONTE_0	141.999985
SX253	P_V_2	0.000000
SX253	P_V_3	0.000000
SX253	P_V_4	0.000000
SX253	P_V_5	0.000000
SX253	P_M_2	-65.489626
SX253	P_M_3	-162.683737
SX255	P_INT_MONTE_F	7.099798
SX255	P_INT_MONTE_0	141.999985
SX255	P_V_2	0.000000
SX255	P_V_3	0.000000
SX255	P_V_4	0.000000
SX255	P_V_5	0.000000
SX255	P_M_2	-65.489626
SX255	P_M_3	-162.683737
SX248	P_INT_MONTE_F	7.099798
SX248	P_INT_MONTE_0	141.999985
SX248	P_V_2	0.000000
SX248	P_V_3	0.000000
SX248	P_V_4	0.000000
SX248	P_V_5	0.000000
SX248	P_M_2	-65.489626
SX248	P_M_3	-162.683737
SX260	P_INT_MONTE_F	7.099798
SX260	P_INT_MONTE_0	141.999985
SX260	P_V_2	0.000000
SX260	P_V_3	0.000000
SX260	P_V_4	0.000000
SX260	P_V_5	0.000000
SX260	P_M_2	-65.489626
SX260	P_M_3	-162.683737
SX249	P_INT_MONTE_F	7.099798
SX249	P_INT_MONTE_0	141.999985
SX249	P_V_2	0.000000
SX249	P_V_3	0.000000
SX249	P_V_4	0.000000
SX249	P_V_5	0.000000
SX249	P_M_2	-65.489626
SX249	P_M_3	-162.683737
SX250	P_INT_MONTE_F	7.099798
SX250	P_INT_MONTE_0	141.999985
SX250	P_V_2	0.000000
SX250	P_V_3	0.000000
SX250	P_V_4	0.000000
SX250	P_V_5	0.000000
SX250	P_M_2	-65.489626
SX250	P_M_3	-162.683737
SX258	P_INT_MONTE_F	7.099798
SX258	P_INT_MONTE_0	141.999985
SX258	P_V_2	0.000000
SX258	P_V_3	0.000000
SX258	P_V_4	0.000000



Autorità Portuale di Taranto
Interventi per il dragaggio di 2,3 M m³ di sedimenti in area Molo Polisettoriale e per la realizzazione di un primo lotto della cassa di colmata funzionale all'ampliamento del V Sporgente del Porto di Taranto

Allegati alla relazione di calcolo strutturale allineamento "BC"

Data 05/2016
Rev. B
c.d.c.: C296A
514B

SX258	P_V_5	0.000000
SX258	P_M_2	-65.489626
SX258	P_M_3	-162.683737
SX254	P_INT_MONTE_F	7.099798
SX254	P_INT_MONTE_0	141.999985
SX254	P_V_2	0.000000
SX254	P_V_3	0.000000
SX254	P_V_4	0.000000
SX254	P_V_5	0.000000
SX254	P_M_2	-65.489626
SX254	P_M_3	-162.683737
SX251	P_INT_MONTE_F	7.099798
SX251	P_INT_MONTE_0	141.999985
SX251	P_V_2	0.000000
SX251	P_V_3	0.000000
SX251	P_V_4	0.000000
SX251	P_V_5	0.000000
SX251	P_M_2	-65.489626
SX251	P_M_3	-162.683737
SX257	P_INT_MONTE_F	7.099798
SX257	P_INT_MONTE_0	141.999985
SX257	P_V_2	0.000000
SX257	P_V_3	0.000000
SX257	P_V_4	0.000000
SX257	P_V_5	0.000000
SX257	P_M_2	-65.489626
SX257	P_M_3	-162.683737
DX253	P_INT_VALLE_F	-7.099798
DX253	P_INT_VALLE_0	-141.999985
DX253	P_M_2	0.000000
DX253	P_M_3	0.000000
DX253	P_M_4	0.000000
DX253	P_M_5	0.000000
DX253	P_V_2	111.594352
DX253	P_V_3	147.738384
DX255	P_INT_VALLE_F	-7.099798
DX255	P_INT_VALLE_0	-141.999985
DX255	P_M_2	0.000000
DX255	P_M_3	0.000000
DX255	P_M_4	0.000000
DX255	P_M_5	0.000000
DX255	P_V_2	111.594352
DX255	P_V_3	147.738384
DX260	P_INT_VALLE_F	-7.099798
DX260	P_INT_VALLE_0	-141.999985
DX260	P_M_2	0.000000
DX260	P_M_3	0.000000
DX260	P_M_4	0.000000
DX260	P_M_5	0.000000
DX260	P_V_2	111.594352
DX260	P_V_3	147.738384
DX248	P_INT_VALLE_F	-7.099798
DX248	P_INT_VALLE_0	-141.999985
DX248	P_M_2	0.000000
DX248	P_M_3	0.000000
DX248	P_M_4	0.000000
DX248	P_M_5	0.000000
DX248	P_V_2	111.594352
DX248	P_V_3	147.738384
DX254	P_INT_VALLE_F	-7.099798
DX254	P_INT_VALLE_0	-141.999985
DX254	P_M_2	0.000000
DX254	P_M_3	0.000000
DX254	P_M_4	0.000000
DX254	P_M_5	0.000000
DX254	P_V_2	111.594352
DX254	P_V_3	147.738384
DX250	P_INT_VALLE_F	-7.099798
DX250	P_INT_VALLE_0	-141.999985
DX250	P_M_2	0.000000
DX250	P_M_3	0.000000
DX250	P_M_4	0.000000
DX250	P_M_5	0.000000
DX250	P_V_2	111.594352
DX250	P_V_3	147.738384
DX258	P_INT_VALLE_F	-7.099798
DX258	P_INT_VALLE_0	-141.999985
DX258	P_M_2	0.000000
DX258	P_M_3	0.000000
DX258	P_M_4	0.000000
DX258	P_M_5	0.000000



DX258	P_V_2	111.594352
DX258	P_V_3	147.738384
DX257	P_INT_VALLE_F	-7.099798
DX257	P_INT_VALLE_0	-141.999985
DX257	P_M_2	0.000000
DX257	P_M_3	0.000000
DX257	P_M_4	0.000000
DX257	P_M_5	0.000000
DX257	P_V_2	111.594352
DX257	P_V_3	147.738384
DX251	P_INT_VALLE_F	-7.099798
DX251	P_INT_VALLE_0	-141.999985
DX251	P_M_2	0.000000
DX251	P_M_3	0.000000
DX251	P_M_4	0.000000
DX251	P_M_5	0.000000
DX251	P_V_2	111.594352
DX251	P_V_3	147.738384
SX266	P_INT_MONTE_F	0.000000
SX266	P_INT_MONTE_0	127.799985
SX266	P_V_2	0.000000
SX266	P_V_3	0.000000
SX266	P_V_4	0.000000
SX266	P_V_5	0.000000
SX266	P_M_2	-105.849838
SX266	P_M_3	-89.999901
SX268	P_INT_MONTE_F	0.000000
SX268	P_INT_MONTE_0	127.799985
SX268	P_V_2	0.000000
SX268	P_V_3	0.000000
SX268	P_V_4	0.000000
SX268	P_V_5	0.000000
SX268	P_M_2	-105.849838
SX268	P_M_3	-89.999901
SX261	P_INT_MONTE_F	0.000000
SX261	P_INT_MONTE_0	127.799985
SX261	P_V_2	0.000000
SX261	P_V_3	0.000000
SX261	P_V_4	0.000000
SX261	P_V_5	0.000000
SX261	P_M_2	-105.849838
SX261	P_M_3	-89.999901
SX273	P_INT_MONTE_F	0.000000
SX273	P_INT_MONTE_0	127.799985
SX273	P_V_2	0.000000
SX273	P_V_3	0.000000
SX273	P_V_4	0.000000
SX273	P_V_5	0.000000
SX273	P_M_2	-105.849838
SX273	P_M_3	-89.999901
SX262	P_INT_MONTE_F	0.000000
SX262	P_INT_MONTE_0	127.799985
SX262	P_V_2	0.000000
SX262	P_V_3	0.000000
SX262	P_V_4	0.000000
SX262	P_V_5	0.000000
SX262	P_M_2	-105.849838
SX262	P_M_3	-89.999901
SX263	P_INT_MONTE_F	0.000000
SX263	P_INT_MONTE_0	127.799985
SX263	P_V_2	0.000000
SX263	P_V_3	0.000000
SX263	P_V_4	0.000000
SX263	P_V_5	0.000000
SX263	P_M_2	-105.849838
SX263	P_M_3	-89.999901
SX271	P_INT_MONTE_F	0.000000
SX271	P_INT_MONTE_0	127.799985
SX271	P_V_2	0.000000
SX271	P_V_3	0.000000
SX271	P_V_4	0.000000
SX271	P_V_5	0.000000
SX271	P_M_2	-105.849838
SX271	P_M_3	-89.999901
SX267	P_INT_MONTE_F	0.000000
SX267	P_INT_MONTE_0	127.799985
SX267	P_V_2	0.000000
SX267	P_V_3	0.000000
SX267	P_V_4	0.000000
SX267	P_V_5	0.000000
SX267	P_M_2	-105.849838



Autorità Portuale di Taranto
 Interventi per il dragaggio di 2,3 M m³ di sedimenti in area Molo Polisettoriale e per la realizzazione di un primo lotto della cassa di colmata funzionale all'ampliamento del V Sporgente del Porto di Taranto

Allegati alla relazione di calcolo strutturale allineamento "BC"

Data 05/2016
 Rev. B
 c.d.c.: C296A
 514B

SX267	P_M_3	-89.999901
SX264	P_INT_MONTE_F	0.000000
SX264	P_INT_MONTE_0	127.799985
SX264	P_V_2	0.000000
SX264	P_V_3	0.000000
SX264	P_V_4	0.000000
SX264	P_V_5	0.000000
SX264	P_M_2	-105.849838
SX264	P_M_3	-89.999901
SX270	P_INT_MONTE_F	0.000000
SX270	P_INT_MONTE_0	127.799985
SX270	P_V_2	0.000000
SX270	P_V_3	0.000000
SX270	P_V_4	0.000000
SX270	P_V_5	0.000000
SX270	P_M_2	-105.849838
SX270	P_M_3	-89.999901
DX266	P_INT_VALLE_F	0.000000
DX266	P_INT_VALLE_0	-127.799985
DX266	P_M_2	0.000000
DX266	P_M_3	0.000000
DX266	P_M_4	0.000000
DX266	P_M_5	0.000000
DX266	P_V_2	59.999901
DX266	P_V_3	153.850648
DX268	P_INT_VALLE_F	0.000000
DX268	P_INT_VALLE_0	-127.799985
DX268	P_M_2	0.000000
DX268	P_M_3	0.000000
DX268	P_M_4	0.000000
DX268	P_M_5	0.000000
DX268	P_V_2	59.999901
DX268	P_V_3	153.850648
DX273	P_INT_VALLE_F	0.000000
DX273	P_INT_VALLE_0	-127.799985
DX273	P_M_2	0.000000
DX273	P_M_3	0.000000
DX273	P_M_4	0.000000
DX273	P_M_5	0.000000
DX273	P_V_2	59.999901
DX273	P_V_3	153.850648
DX261	P_INT_VALLE_F	0.000000
DX261	P_INT_VALLE_0	-127.799985
DX261	P_M_2	0.000000
DX261	P_M_3	0.000000
DX261	P_M_4	0.000000
DX261	P_M_5	0.000000
DX261	P_V_2	59.999901
DX261	P_V_3	153.850648
DX267	P_INT_VALLE_F	0.000000
DX267	P_INT_VALLE_0	-127.799985
DX267	P_M_2	0.000000
DX267	P_M_3	0.000000
DX267	P_M_4	0.000000
DX267	P_M_5	0.000000
DX267	P_V_2	59.999901
DX267	P_V_3	153.850648
DX263	P_INT_VALLE_F	0.000000
DX263	P_INT_VALLE_0	-127.799985
DX263	P_M_2	0.000000
DX263	P_M_3	0.000000
DX263	P_M_4	0.000000
DX263	P_M_5	0.000000
DX263	P_V_2	59.999901
DX263	P_V_3	153.850648
DX271	P_INT_VALLE_F	0.000000
DX271	P_INT_VALLE_0	-127.799985
DX271	P_M_2	0.000000
DX271	P_M_3	0.000000
DX271	P_M_4	0.000000
DX271	P_M_5	0.000000
DX271	P_V_2	59.999901
DX271	P_V_3	153.850648
DX270	P_INT_VALLE_F	0.000000
DX270	P_INT_VALLE_0	-127.799985
DX270	P_M_2	0.000000
DX270	P_M_3	0.000000
DX270	P_M_4	0.000000
DX270	P_M_5	0.000000
DX270	P_V_2	59.999901
DX270	P_V_3	153.850648

DX264	P_INT_VALLE_F	0.000000
DX264	P_INT_VALLE_0	-127.799985
DX264	P_M_2	0.000000
DX264	P_M_3	0.000000
DX264	P_M_4	0.000000
DX264	P_M_5	0.000000
DX264	P_V_2	59.999901
DX264	P_V_3	153.850648
SX279	P_INT_MONTE_F	0.000000
SX279	P_INT_MONTE_0	113.599808
SX279	P_V_2	0.000000
SX279	P_V_3	0.000000
SX279	P_V_4	0.000000
SX279	P_V_5	0.000000
SX279	P_M_2	-96.652738
SX279	P_M_3	-80.099901
SX281	P_INT_MONTE_F	0.000000
SX281	P_INT_MONTE_0	113.599808
SX281	P_V_2	0.000000
SX281	P_V_3	0.000000
SX281	P_V_4	0.000000
SX281	P_V_5	0.000000
SX281	P_M_2	-96.652738
SX281	P_M_3	-80.099901
SX274	P_INT_MONTE_F	0.000000
SX274	P_INT_MONTE_0	113.599808
SX274	P_V_2	0.000000
SX274	P_V_3	0.000000
SX274	P_V_4	0.000000
SX274	P_V_5	0.000000
SX274	P_M_2	-96.652738
SX274	P_M_3	-80.099901
SX286	P_INT_MONTE_F	0.000000
SX286	P_INT_MONTE_0	113.599808
SX286	P_V_2	0.000000
SX286	P_V_3	0.000000
SX286	P_V_4	0.000000
SX286	P_V_5	0.000000
SX286	P_M_2	-96.652738
SX286	P_M_3	-80.099901
SX275	P_INT_MONTE_F	0.000000
SX275	P_INT_MONTE_0	113.599808
SX275	P_V_2	0.000000
SX275	P_V_3	0.000000
SX275	P_V_4	0.000000
SX275	P_V_5	0.000000
SX275	P_M_2	-96.652738
SX275	P_M_3	-80.099901
SX276	P_INT_MONTE_F	0.000000
SX276	P_INT_MONTE_0	113.599808
SX276	P_V_2	0.000000
SX276	P_V_3	0.000000
SX276	P_V_4	0.000000
SX276	P_V_5	0.000000
SX276	P_M_2	-96.652738
SX276	P_M_3	-80.099901
SX284	P_INT_MONTE_F	0.000000
SX284	P_INT_MONTE_0	113.599808
SX284	P_V_2	0.000000
SX284	P_V_3	0.000000
SX284	P_V_4	0.000000
SX284	P_V_5	0.000000
SX284	P_M_2	-96.652738
SX284	P_M_3	-80.099901
SX393	P_INT_MONTE_F	0.000000
SX393	P_INT_MONTE_0	0.000000
SX393	P_V_2	0.000000
SX393	P_V_3	0.000000
SX393	P_V_4	0.000000
SX393	P_V_5	0.000000
SX393	P_M_2	-13.516151
SX393	P_M_3	0.000000
SX280	P_INT_MONTE_F	0.000000
SX280	P_INT_MONTE_0	113.599808
SX280	P_V_2	0.000000
SX280	P_V_3	0.000000
SX280	P_V_4	0.000000
SX280	P_V_5	0.000000
SX280	P_M_2	-96.652738
SX280	P_M_3	-80.099901
SX277	P_INT_MONTE_F	0.000000

SX277	P_INT_MONTE_0	113.599808
SX277	P_V_2	0.000000
SX277	P_V_3	0.000000
SX277	P_V_4	0.000000
SX277	P_V_5	0.000000
SX277	P_M_2	-96.652738
SX277	P_M_3	-80.099901
SX283	P_INT_MONTE_F	0.000000
SX283	P_INT_MONTE_0	113.599808
SX283	P_V_2	0.000000
SX283	P_V_3	0.000000
SX283	P_V_4	0.000000
SX283	P_V_5	0.000000
SX283	P_M_2	-96.652738
SX283	P_M_3	-80.099901
DX279	P_INT_VALLE_F	0.000000
DX279	P_INT_VALLE_0	-113.599808
DX279	P_M_2	0.000000
DX279	P_M_3	0.000000
DX279	P_M_4	0.000000
DX279	P_M_5	0.000000
DX279	P_V_2	50.099901
DX279	P_V_3	113.572079
DX281	P_INT_VALLE_F	0.000000
DX281	P_INT_VALLE_0	-113.599808
DX281	P_M_2	0.000000
DX281	P_M_3	0.000000
DX281	P_M_4	0.000000
DX281	P_M_5	0.000000
DX281	P_V_2	50.099901
DX281	P_V_3	113.572079
DX286	P_INT_VALLE_F	0.000000
DX286	P_INT_VALLE_0	-113.599808
DX286	P_M_2	0.000000
DX286	P_M_3	0.000000
DX286	P_M_4	0.000000
DX286	P_M_5	0.000000
DX286	P_V_2	50.099901
DX286	P_V_3	113.572079
DX274	P_INT_VALLE_F	0.000000
DX274	P_INT_VALLE_0	-113.599808
DX274	P_M_2	0.000000
DX274	P_M_3	0.000000
DX274	P_M_4	0.000000
DX274	P_M_5	0.000000
DX274	P_V_2	50.099901
DX274	P_V_3	113.572079
DX280	P_INT_VALLE_F	0.000000
DX280	P_INT_VALLE_0	-113.599808
DX280	P_M_2	0.000000
DX280	P_M_3	0.000000
DX280	P_M_4	0.000000
DX280	P_M_5	0.000000
DX280	P_V_2	50.099901
DX280	P_V_3	113.572079
DX276	P_INT_VALLE_F	0.000000
DX276	P_INT_VALLE_0	-113.599808
DX276	P_M_2	0.000000
DX276	P_M_3	0.000000
DX276	P_M_4	0.000000
DX276	P_M_5	0.000000
DX276	P_V_2	50.099901
DX276	P_V_3	113.572079
DX284	P_INT_VALLE_F	0.000000
DX284	P_INT_VALLE_0	-113.599808
DX284	P_M_2	0.000000
DX284	P_M_3	0.000000
DX284	P_M_4	0.000000
DX284	P_M_5	0.000000
DX284	P_V_2	50.099901
DX284	P_V_3	113.572079
DX283	P_INT_VALLE_F	0.000000
DX283	P_INT_VALLE_0	-113.599808
DX283	P_M_2	0.000000
DX283	P_M_3	0.000000
DX283	P_M_4	0.000000
DX283	P_M_5	0.000000
DX283	P_V_2	50.099901
DX283	P_V_3	113.572079
DX277	P_INT_VALLE_F	0.000000
DX277	P_INT_VALLE_0	-113.599808

DX277	P_M_2	0.000000
DX277	P_M_3	0.000000
DX277	P_M_4	0.000000
DX277	P_M_5	0.000000
DX277	P_V_2	50.099901
DX277	P_V_3	113.572079
SX292	P_INT_MONTE_F	0.000000
SX292	P_INT_MONTE_0	99.399985
SX292	P_V_2	0.000000
SX292	P_V_3	0.000000
SX292	P_V_4	0.000000
SX292	P_V_5	0.000000
SX292	P_M_2	-87.455638
SX292	P_M_3	-70.199901
SX294	P_INT_MONTE_F	0.000000
SX294	P_INT_MONTE_0	99.399985
SX294	P_V_2	0.000000
SX294	P_V_3	0.000000
SX294	P_V_4	0.000000
SX294	P_V_5	0.000000
SX294	P_M_2	-87.455638
SX294	P_M_3	-70.199901
SX287	P_INT_MONTE_F	0.000000
SX287	P_INT_MONTE_0	99.399985
SX287	P_V_2	0.000000
SX287	P_V_3	0.000000
SX287	P_V_4	0.000000
SX287	P_V_5	0.000000
SX287	P_M_2	-87.455638
SX287	P_M_3	-70.199901
SX299	P_INT_MONTE_F	0.000000
SX299	P_INT_MONTE_0	99.399985
SX299	P_V_2	0.000000
SX299	P_V_3	0.000000
SX299	P_V_4	0.000000
SX299	P_V_5	0.000000
SX299	P_M_2	-87.455638
SX299	P_M_3	-70.199901
SX288	P_INT_MONTE_F	0.000000
SX288	P_INT_MONTE_0	99.399985
SX288	P_V_2	0.000000
SX288	P_V_3	0.000000
SX288	P_V_4	0.000000
SX288	P_V_5	0.000000
SX288	P_M_2	-87.455638
SX288	P_M_3	-70.199901
SX289	P_INT_MONTE_F	0.000000
SX289	P_INT_MONTE_0	99.399985
SX289	P_V_2	0.000000
SX289	P_V_3	0.000000
SX289	P_V_4	0.000000
SX289	P_V_5	0.000000
SX289	P_M_2	-87.455638
SX289	P_M_3	-70.199901
SX297	P_INT_MONTE_F	0.000000
SX297	P_INT_MONTE_0	99.399985
SX297	P_V_2	0.000000
SX297	P_V_3	0.000000
SX297	P_V_4	0.000000
SX297	P_V_5	0.000000
SX297	P_M_2	-87.455638
SX297	P_M_3	-70.199901
SX406	P_INT_MONTE_F	0.000000
SX406	P_INT_MONTE_0	0.000000
SX406	P_V_2	0.000000
SX406	P_V_3	0.000000
SX406	P_V_4	0.000000
SX406	P_V_5	0.000000
SX406	P_M_2	-3.629168
SX406	P_M_3	0.000000
SX293	P_INT_MONTE_F	0.000000
SX293	P_INT_MONTE_0	99.399985
SX293	P_V_2	0.000000
SX293	P_V_3	0.000000
SX293	P_V_4	0.000000
SX293	P_V_5	0.000000
SX293	P_M_2	-87.455638
SX293	P_M_3	-70.199901
SX290	P_INT_MONTE_F	0.000000
SX290	P_INT_MONTE_0	99.399985
SX290	P_V_2	0.000000



Autorità Portuale di Taranto

Interventi per il dragaggio di 2,3 M³ di sedimenti in area Molo Polisettoriale e per la realizzazione di un primo lotto della cassa di colmanta funzionale all'ampliamento del V Sporgente del Porto di Taranto

Allegati alla relazione di calcolo strutturale allineamento "BC"

Data 05/2016
Rev. B
c.d.c.: C296A
514B

SX290	P_V_3	0.000000
SX290	P_V_4	0.000000
SX290	P_V_5	0.000000
SX290	P_M_2	-87.455638
SX290	P_M_3	-70.199901
SX296	P_INT_MONTE_F	0.000000
SX296	P_INT_MONTE_0	99.399985
SX296	P_V_2	0.000000
SX296	P_V_3	0.000000
SX296	P_V_4	0.000000
SX296	P_V_5	0.000000
SX296	P_M_2	-87.455638
SX296	P_M_3	-70.199901
DX292	P_INT_VALLE_F	0.000000
DX292	P_INT_VALLE_0	-99.399985
DX292	P_M_2	0.000000
DX292	P_M_3	0.000000
DX292	P_M_4	0.000000
DX292	P_M_5	0.000000
DX292	P_V_2	40.199901
DX292	P_V_3	114.184107
DX294	P_INT_VALLE_F	0.000000
DX294	P_INT_VALLE_0	-99.399985
DX294	P_M_2	0.000000
DX294	P_M_3	0.000000
DX294	P_M_4	0.000000
DX294	P_M_5	0.000000
DX294	P_V_2	40.199901
DX294	P_V_3	114.184107
DX299	P_INT_VALLE_F	0.000000
DX299	P_INT_VALLE_0	-99.399985
DX299	P_M_2	0.000000
DX299	P_M_3	0.000000
DX299	P_M_4	0.000000
DX299	P_M_5	0.000000
DX299	P_V_2	40.199901
DX299	P_V_3	114.184107
DX287	P_INT_VALLE_F	0.000000
DX287	P_INT_VALLE_0	-99.399985
DX287	P_M_2	0.000000
DX287	P_M_3	0.000000
DX287	P_M_4	0.000000
DX287	P_M_5	0.000000
DX287	P_V_2	40.199901
DX287	P_V_3	114.184107
DX293	P_INT_VALLE_F	0.000000
DX293	P_INT_VALLE_0	-99.399985
DX293	P_M_2	0.000000
DX293	P_M_3	0.000000
DX293	P_M_4	0.000000
DX293	P_M_5	0.000000
DX293	P_V_2	40.199901
DX293	P_V_3	114.184107
DX289	P_INT_VALLE_F	0.000000
DX289	P_INT_VALLE_0	-99.399985
DX289	P_M_2	0.000000
DX289	P_M_3	0.000000
DX289	P_M_4	0.000000
DX289	P_M_5	0.000000
DX289	P_V_2	40.199901
DX289	P_V_3	114.184107
DX297	P_INT_VALLE_F	0.000000
DX297	P_INT_VALLE_0	-99.399985
DX297	P_M_2	0.000000
DX297	P_M_3	0.000000
DX297	P_M_4	0.000000
DX297	P_M_5	0.000000
DX297	P_V_2	40.199901
DX297	P_V_3	114.184107
DX296	P_INT_VALLE_F	0.000000
DX296	P_INT_VALLE_0	-99.399985
DX296	P_M_2	0.000000
DX296	P_M_3	0.000000
DX296	P_M_4	0.000000
DX296	P_M_5	0.000000
DX296	P_V_2	40.199901
DX296	P_V_3	114.184107
DX290	P_INT_VALLE_F	0.000000
DX290	P_INT_VALLE_0	-99.399985
DX290	P_M_2	0.000000
DX290	P_M_3	0.000000



DX290	P_M_4	0.000000
DX290	P_M_5	0.000000
DX290	P_V_2	40.199901
DX290	P_V_3	114.184107
SX305	P_INT_MONTE_F	0.000000
SX305	P_INT_MONTE_0	85.199985
SX305	P_V_2	0.000000
SX305	P_V_3	0.000000
SX305	P_V_4	0.000000
SX305	P_V_5	0.000000
SX305	P_M_2	-78.258538
SX305	P_M_3	-60.299901
SX307	P_INT_MONTE_F	0.000000
SX307	P_INT_MONTE_0	85.199985
SX307	P_V_2	0.000000
SX307	P_V_3	0.000000
SX307	P_V_4	0.000000
SX307	P_V_5	0.000000
SX307	P_M_2	-78.258538
SX307	P_M_3	-60.299901
SX300	P_INT_MONTE_F	0.000000
SX300	P_INT_MONTE_0	85.199985
SX300	P_V_2	0.000000
SX300	P_V_3	0.000000
SX300	P_V_4	0.000000
SX300	P_V_5	0.000000
SX300	P_M_2	-78.258538
SX300	P_M_3	-60.299901
SX312	P_INT_MONTE_F	0.000000
SX312	P_INT_MONTE_0	85.199985
SX312	P_V_2	0.000000
SX312	P_V_3	0.000000
SX312	P_V_4	0.000000
SX312	P_V_5	0.000000
SX312	P_M_2	-78.258538
SX312	P_M_3	-60.299901
SX301	P_INT_MONTE_F	0.000000
SX301	P_INT_MONTE_0	85.199985
SX301	P_V_2	0.000000
SX301	P_V_3	0.000000
SX301	P_V_4	0.000000
SX301	P_V_5	0.000000
SX301	P_M_2	-78.258538
SX301	P_M_3	-60.299901
SX302	P_INT_MONTE_F	0.000000
SX302	P_INT_MONTE_0	85.199985
SX302	P_V_2	0.000000
SX302	P_V_3	0.000000
SX302	P_V_4	0.000000
SX302	P_V_5	0.000000
SX302	P_M_2	-78.258538
SX302	P_M_3	-60.299901
SX310	P_INT_MONTE_F	0.000000
SX310	P_INT_MONTE_0	85.199985
SX310	P_V_2	0.000000
SX310	P_V_3	0.000000
SX310	P_V_4	0.000000
SX310	P_V_5	0.000000
SX310	P_M_2	-78.258538
SX310	P_M_3	-60.299901
SX306	P_INT_MONTE_F	0.000000
SX306	P_INT_MONTE_0	85.199985
SX306	P_V_2	0.000000
SX306	P_V_3	0.000000
SX306	P_V_4	0.000000
SX306	P_V_5	0.000000
SX306	P_M_2	-78.258538
SX306	P_M_3	-60.299901
SX303	P_INT_MONTE_F	0.000000
SX303	P_INT_MONTE_0	85.199985
SX303	P_V_2	0.000000
SX303	P_V_3	0.000000
SX303	P_V_4	0.000000
SX303	P_V_5	0.000000
SX303	P_M_2	-78.258538
SX303	P_M_3	-60.299901
SX309	P_INT_MONTE_F	0.000000
SX309	P_INT_MONTE_0	85.199985
SX309	P_V_2	0.000000
SX309	P_V_3	0.000000
SX309	P_V_4	0.000000



Autorità Portuale di Taranto
Interventi per il dragaggio di 2,3 M m³ di sedimenti in area Molo Polisettoriale e per la realizzazione di un primo lotto della cassa di colmata funzionale all'ampliamento del V Sporgente del Porto di Taranto

Allegati alla relazione di calcolo strutturale allineamento "BC"

Data 05/2016
Rev. B
c.d.c.: C296A
514B

SX309	P_V_5	0.000000
SX309	P_M_2	-78.258538
SX309	P_M_3	-60.299901
DX305	P_INT_VALLE_F	0.000000
DX305	P_INT_VALLE_0	-85.199985
DX305	P_M_2	0.000000
DX305	P_M_3	0.000000
DX305	P_M_4	0.000000
DX305	P_M_5	0.000000
DX305	P_V_2	30.299901
DX305	P_V_3	102.105038
DX307	P_INT_VALLE_F	0.000000
DX307	P_INT_VALLE_0	-85.199985
DX307	P_M_2	0.000000
DX307	P_M_3	0.000000
DX307	P_M_4	0.000000
DX307	P_M_5	0.000000
DX307	P_V_2	30.299901
DX307	P_V_3	102.105038
DX312	P_INT_VALLE_F	0.000000
DX312	P_INT_VALLE_0	-85.199985
DX312	P_M_2	0.000000
DX312	P_M_3	0.000000
DX312	P_M_4	0.000000
DX312	P_M_5	0.000000
DX312	P_V_2	30.299901
DX312	P_V_3	102.105038
DX300	P_INT_VALLE_F	0.000000
DX300	P_INT_VALLE_0	-85.199985
DX300	P_M_2	0.000000
DX300	P_M_3	0.000000
DX300	P_M_4	0.000000
DX300	P_M_5	0.000000
DX300	P_V_2	30.299901
DX300	P_V_3	102.105038
DX306	P_INT_VALLE_F	0.000000
DX306	P_INT_VALLE_0	-85.199985
DX306	P_M_2	0.000000
DX306	P_M_3	0.000000
DX306	P_M_4	0.000000
DX306	P_M_5	0.000000
DX306	P_V_2	30.299901
DX306	P_V_3	102.105038
DX302	P_INT_VALLE_F	0.000000
DX302	P_INT_VALLE_0	-85.199985
DX302	P_M_2	0.000000
DX302	P_M_3	0.000000
DX302	P_M_4	0.000000
DX302	P_M_5	0.000000
DX302	P_V_2	30.299901
DX302	P_V_3	102.105038
DX310	P_INT_VALLE_F	0.000000
DX310	P_INT_VALLE_0	-85.199985
DX310	P_M_2	0.000000
DX310	P_M_3	0.000000
DX310	P_M_4	0.000000
DX310	P_M_5	0.000000
DX310	P_V_2	30.299901
DX310	P_V_3	102.105038
DX309	P_INT_VALLE_F	0.000000
DX309	P_INT_VALLE_0	-85.199985
DX309	P_M_2	0.000000
DX309	P_M_3	0.000000
DX309	P_M_4	0.000000
DX309	P_M_5	0.000000
DX309	P_V_2	30.299901
DX309	P_V_3	102.105038
DX303	P_INT_VALLE_F	0.000000
DX303	P_INT_VALLE_0	-85.199985
DX303	P_M_2	0.000000
DX303	P_M_3	0.000000
DX303	P_M_4	0.000000
DX303	P_M_5	0.000000
DX303	P_V_2	30.299901
DX303	P_V_3	102.105038
SX318	P_INT_MONTE_F	0.000000
SX318	P_INT_MONTE_0	70.999985
SX318	P_V_2	0.000000
SX318	P_V_3	0.000000
SX318	P_V_4	0.000000
SX318	P_V_5	0.000000



SX318	P_M_2	-69.061438
SX318	P_M_3	-50.399901
SX320	P_INT_MONTE_F	0.000000
SX320	P_INT_MONTE_0	70.999985
SX320	P_V_2	0.000000
SX320	P_V_3	0.000000
SX320	P_V_4	0.000000
SX320	P_V_5	0.000000
SX320	P_M_2	-69.061438
SX320	P_M_3	-50.399901
SX313	P_INT_MONTE_F	0.000000
SX313	P_INT_MONTE_0	70.999985
SX313	P_V_2	0.000000
SX313	P_V_3	0.000000
SX313	P_V_4	0.000000
SX313	P_V_5	0.000000
SX313	P_M_2	-69.061438
SX313	P_M_3	-50.399901
SX325	P_INT_MONTE_F	0.000000
SX325	P_INT_MONTE_0	70.999985
SX325	P_V_2	0.000000
SX325	P_V_3	0.000000
SX325	P_V_4	0.000000
SX325	P_V_5	0.000000
SX325	P_M_2	-69.061438
SX325	P_M_3	-50.399901
SX314	P_INT_MONTE_F	0.000000
SX314	P_INT_MONTE_0	70.999985
SX314	P_V_2	0.000000
SX314	P_V_3	0.000000
SX314	P_V_4	0.000000
SX314	P_V_5	0.000000
SX314	P_M_2	-69.061438
SX314	P_M_3	-50.399901
SX315	P_INT_MONTE_F	0.000000
SX315	P_INT_MONTE_0	70.999985
SX315	P_V_2	0.000000
SX315	P_V_3	0.000000
SX315	P_V_4	0.000000
SX315	P_V_5	0.000000
SX315	P_M_2	-69.061438
SX315	P_M_3	-50.399901
SX323	P_INT_MONTE_F	0.000000
SX323	P_INT_MONTE_0	70.999985
SX323	P_V_2	0.000000
SX323	P_V_3	0.000000
SX323	P_V_4	0.000000
SX323	P_V_5	0.000000
SX323	P_M_2	-69.061438
SX323	P_M_3	-50.399901
SX319	P_INT_MONTE_F	0.000000
SX319	P_INT_MONTE_0	70.999985
SX319	P_V_2	0.000000
SX319	P_V_3	0.000000
SX319	P_V_4	0.000000
SX319	P_V_5	0.000000
SX319	P_M_2	-69.061438
SX319	P_M_3	-50.399901
SX316	P_INT_MONTE_F	0.000000
SX316	P_INT_MONTE_0	70.999985
SX316	P_V_2	0.000000
SX316	P_V_3	0.000000
SX316	P_V_4	0.000000
SX316	P_V_5	0.000000
SX316	P_M_2	-69.061438
SX316	P_M_3	-50.399901
SX322	P_INT_MONTE_F	0.000000
SX322	P_INT_MONTE_0	70.999985
SX322	P_V_2	0.000000
SX322	P_V_3	0.000000
SX322	P_V_4	0.000000
SX322	P_V_5	0.000000
SX322	P_M_2	-69.061438
SX322	P_M_3	-50.399901
DX318	P_INT_VALLE_F	0.000000
DX318	P_INT_VALLE_0	-70.999985
DX318	P_M_2	0.000000
DX318	P_M_3	0.000000
DX318	P_M_4	0.000000
DX318	P_M_5	0.000000
DX318	P_V_2	20.399901



Autorità Portuale di Taranto
Interventi per il dragaggio di 2,3 M m³ di sedimenti in area Molo Polisettoriale e per la realizzazione di un primo lotto della cassa di colmata funzionale all'ampliamento del V Sporgente del Porto di Taranto

Allegati alla relazione di calcolo strutturale allineamento "BC"

Data 05/2016
Rev. B
c.d.c.: C296A
514B

DX318	P_V_3	85.417994
DX320	P_INT_VALLE_F	0.000000
DX320	P_INT_VALLE_0	-70.999985
DX320	P_M_2	0.000000
DX320	P_M_3	0.000000
DX320	P_M_4	0.000000
DX320	P_M_5	0.000000
DX320	P_V_2	20.399901
DX320	P_V_3	85.417994
DX325	P_INT_VALLE_F	0.000000
DX325	P_INT_VALLE_0	-70.999985
DX325	P_M_2	0.000000
DX325	P_M_3	0.000000
DX325	P_M_4	0.000000
DX325	P_M_5	0.000000
DX325	P_V_2	20.399901
DX325	P_V_3	85.417994
DX313	P_INT_VALLE_F	0.000000
DX313	P_INT_VALLE_0	-70.999985
DX313	P_M_2	0.000000
DX313	P_M_3	0.000000
DX313	P_M_4	0.000000
DX313	P_M_5	0.000000
DX313	P_V_2	20.399901
DX313	P_V_3	85.417994
DX319	P_INT_VALLE_F	0.000000
DX319	P_INT_VALLE_0	-70.999985
DX319	P_M_2	0.000000
DX319	P_M_3	0.000000
DX319	P_M_4	0.000000
DX319	P_M_5	0.000000
DX319	P_V_2	20.399901
DX319	P_V_3	85.417994
DX315	P_INT_VALLE_F	0.000000
DX315	P_INT_VALLE_0	-70.999985
DX315	P_M_2	0.000000
DX315	P_M_3	0.000000
DX315	P_M_4	0.000000
DX315	P_M_5	0.000000
DX315	P_V_2	20.399901
DX315	P_V_3	85.417994
DX323	P_INT_VALLE_F	0.000000
DX323	P_INT_VALLE_0	-70.999985
DX323	P_M_2	0.000000
DX323	P_M_3	0.000000
DX323	P_M_4	0.000000
DX323	P_M_5	0.000000
DX323	P_V_2	20.399901
DX323	P_V_3	85.417994
DX322	P_INT_VALLE_F	0.000000
DX322	P_INT_VALLE_0	-70.999985
DX322	P_M_2	0.000000
DX322	P_M_3	0.000000
DX322	P_M_4	0.000000
DX322	P_M_5	0.000000
DX322	P_V_2	20.399901
DX322	P_V_3	85.417994
DX316	P_INT_VALLE_F	0.000000
DX316	P_INT_VALLE_0	-70.999985
DX316	P_M_2	0.000000
DX316	P_M_3	0.000000
DX316	P_M_4	0.000000
DX316	P_M_5	0.000000
DX316	P_V_2	20.399901
DX316	P_V_3	85.417994
SX331	P_INT_MONTE_F	0.000000
SX331	P_INT_MONTE_0	55.912485
SX331	P_V_2	0.000000
SX331	P_V_3	0.000000
SX331	P_V_4	0.000000
SX331	P_V_5	0.000000
SX331	P_M_2	-59.864338
SX331	P_M_3	-40.499901
SX333	P_INT_MONTE_F	0.000000
SX333	P_INT_MONTE_0	55.912485
SX333	P_V_2	0.000000
SX333	P_V_3	0.000000
SX333	P_V_4	0.000000
SX333	P_V_5	0.000000
SX333	P_M_2	-59.864338
SX333	P_M_3	-40.499901

**Autorità Portuale di Taranto**

Interventi per il dragaggio di 2,3 M m³ di sedimenti in area Molo Polisettoriale e per la realizzazione di un primo lotto della cassa di colmata funzionale all'ampliamento del V Sporgente del Porto di Taranto

Allegati alla relazione di calcolo strutturale allineamento "BC"

Data 05/2016
Rev. B
c.d.c.: C296A
514B

SX326	P_INT_MONTE_F	0.000000
SX326	P_INT_MONTE_0	55.912485
SX326	P_V_2	0.000000
SX326	P_V_3	0.000000
SX326	P_V_4	0.000000
SX326	P_V_5	0.000000
SX326	P_M_2	-59.864338
SX326	P_M_3	-40.499901
SX338	P_INT_MONTE_F	0.000000
SX338	P_INT_MONTE_0	55.912485
SX338	P_V_2	0.000000
SX338	P_V_3	0.000000
SX338	P_V_4	0.000000
SX338	P_V_5	0.000000
SX338	P_M_2	-59.864338
SX338	P_M_3	-40.499901
SX327	P_INT_MONTE_F	0.000000
SX327	P_INT_MONTE_0	55.912485
SX327	P_V_2	0.000000
SX327	P_V_3	0.000000
SX327	P_V_4	0.000000
SX327	P_V_5	0.000000
SX327	P_M_2	-59.864338
SX327	P_M_3	-40.499901
SX328	P_INT_MONTE_F	0.000000
SX328	P_INT_MONTE_0	55.912485
SX328	P_V_2	0.000000
SX328	P_V_3	0.000000
SX328	P_V_4	0.000000
SX328	P_V_5	0.000000
SX328	P_M_2	-59.864338
SX328	P_M_3	-40.499901
SX336	P_INT_MONTE_F	0.000000
SX336	P_INT_MONTE_0	55.912485
SX336	P_V_2	0.000000
SX336	P_V_3	0.000000
SX336	P_V_4	0.000000
SX336	P_V_5	0.000000
SX336	P_M_2	-59.864338
SX336	P_M_3	-40.499901
SX394	P_INT_MONTE_F	0.000000
SX394	P_INT_MONTE_0	0.000000
SX394	P_V_2	0.000000
SX394	P_V_3	0.000000
SX394	P_V_4	0.000000
SX394	P_V_5	0.000000
SX394	P_M_2	-13.516151
SX394	P_M_3	0.000000
SX332	P_INT_MONTE_F	0.000000
SX332	P_INT_MONTE_0	55.912485
SX332	P_V_2	0.000000
SX332	P_V_3	0.000000
SX332	P_V_4	0.000000
SX332	P_V_5	0.000000
SX332	P_M_2	-59.864338
SX332	P_M_3	-40.499901
SX329	P_INT_MONTE_F	0.000000
SX329	P_INT_MONTE_0	55.912485
SX329	P_V_2	0.000000
SX329	P_V_3	0.000000
SX329	P_V_4	0.000000
SX329	P_V_5	0.000000
SX329	P_M_2	-59.864338
SX329	P_M_3	-40.499901
SX335	P_INT_MONTE_F	0.000000
SX335	P_INT_MONTE_0	55.912485
SX335	P_V_2	0.000000
SX335	P_V_3	0.000000
SX335	P_V_4	0.000000
SX335	P_V_5	0.000000
SX335	P_M_2	-59.864338
SX335	P_M_3	-40.499901
DX331	P_INT_VALLE_F	0.000000
DX331	P_INT_VALLE_0	-55.912485
DX331	P_M_2	0.000000
DX331	P_M_3	0.000000
DX331	P_M_4	0.000000
DX331	P_M_5	0.000000
DX331	P_V_2	10.499901
DX331	P_V_3	77.465824
DX333	P_INT_VALLE_F	0.000000



Autorità Portuale di Taranto
Interventi per il dragaggio di 2,3 M m³ di sedimenti in area Molo Polisettoriale e per la realizzazione di un primo lotto della cassa di colmata funzionale all'ampliamento del V Sporgente del Porto di Taranto

Allegati alla relazione di calcolo strutturale allineamento "BC"

Data 05/2016
Rev. B
c.d.c.: C296A
514B

DX333	P_INT_VALLE_0	-55.912485
DX333	P_M_2	0.000000
DX333	P_M_3	0.000000
DX333	P_M_4	0.000000
DX333	P_M_5	0.000000
DX333	P_V_2	10.499901
DX333	P_V_3	77.465824
DX338	P_INT_VALLE_F	0.000000
DX338	P_INT_VALLE_0	-55.912485
DX338	P_M_2	0.000000
DX338	P_M_3	0.000000
DX338	P_M_4	0.000000
DX338	P_M_5	0.000000
DX338	P_V_2	10.499901
DX338	P_V_3	77.465824
DX326	P_INT_VALLE_F	0.000000
DX326	P_INT_VALLE_0	-55.912485
DX326	P_M_2	0.000000
DX326	P_M_3	0.000000
DX326	P_M_4	0.000000
DX326	P_M_5	0.000000
DX326	P_V_2	10.499901
DX326	P_V_3	77.465824
DX332	P_INT_VALLE_F	0.000000
DX332	P_INT_VALLE_0	-55.912485
DX332	P_M_2	0.000000
DX332	P_M_3	0.000000
DX332	P_M_4	0.000000
DX332	P_M_5	0.000000
DX332	P_V_2	10.499901
DX332	P_V_3	77.465824
DX328	P_INT_VALLE_F	0.000000
DX328	P_INT_VALLE_0	-55.912485
DX328	P_M_2	0.000000
DX328	P_M_3	0.000000
DX328	P_M_4	0.000000
DX328	P_M_5	0.000000
DX328	P_V_2	10.499901
DX328	P_V_3	77.465824
DX336	P_INT_VALLE_F	0.000000
DX336	P_INT_VALLE_0	-55.912485
DX336	P_M_2	0.000000
DX336	P_M_3	0.000000
DX336	P_M_4	0.000000
DX336	P_M_5	0.000000
DX336	P_V_2	10.499901
DX336	P_V_3	77.465824
DX335	P_INT_VALLE_F	0.000000
DX335	P_INT_VALLE_0	-55.912485
DX335	P_M_2	0.000000
DX335	P_M_3	0.000000
DX335	P_M_4	0.000000
DX335	P_M_5	0.000000
DX335	P_V_2	10.499901
DX335	P_V_3	77.465824
DX329	P_INT_VALLE_F	0.000000
DX329	P_INT_VALLE_0	-55.912485
DX329	P_M_2	0.000000
DX329	P_M_3	0.000000
DX329	P_M_4	0.000000
DX329	P_M_5	0.000000
DX329	P_V_2	10.499901
DX329	P_V_3	77.465824
SX344	P_INT_MONTE_F	0.000000
SX344	P_INT_MONTE_0	42.599772
SX344	P_V_2	0.000000
SX344	P_V_3	0.000000
SX344	P_V_4	0.000000
SX344	P_V_5	0.000000
SX344	P_M_2	-50.667241
SX344	P_M_3	-30.599904
SX346	P_INT_MONTE_F	0.000000
SX346	P_INT_MONTE_0	42.599772
SX346	P_V_2	0.000000
SX346	P_V_3	0.000000
SX346	P_V_4	0.000000
SX346	P_V_5	0.000000
SX346	P_M_2	-50.667241
SX346	P_M_3	-30.599904
SX339	P_INT_MONTE_F	0.000000
SX339	P_INT_MONTE_0	42.599772



Autorità Portuale di Taranto
Interventi per il dragaggio di 2,3 M m³ di sedimenti in area Molo Polisettoriale e per la realizzazione di un primo lotto della cassa di colmata funzionale all'ampliamento del V Sporgente del Porto di Taranto

Allegati alla relazione di calcolo strutturale allineamento "BC"

Data 05/2016
Rev. B
c.d.c.: C296A
514B

SX339	P_V_2	0.000000
SX339	P_V_3	0.000000
SX339	P_V_4	0.000000
SX339	P_V_5	0.000000
SX339	P_M_2	-50.667241
SX339	P_M_3	-30.599904
SX351	P_INT_MONTE_F	0.000000
SX351	P_INT_MONTE_0	42.599772
SX351	P_V_2	0.000000
SX351	P_V_3	0.000000
SX351	P_V_4	0.000000
SX351	P_V_5	0.000000
SX351	P_M_2	-50.667241
SX351	P_M_3	-30.599904
SX340	P_INT_MONTE_F	0.000000
SX340	P_INT_MONTE_0	42.599772
SX340	P_V_2	0.000000
SX340	P_V_3	0.000000
SX340	P_V_4	0.000000
SX340	P_V_5	0.000000
SX340	P_M_2	-50.667241
SX340	P_M_3	-30.599904
SX341	P_INT_MONTE_F	0.000000
SX341	P_INT_MONTE_0	42.599772
SX341	P_V_2	0.000000
SX341	P_V_3	0.000000
SX341	P_V_4	0.000000
SX341	P_V_5	0.000000
SX341	P_M_2	-50.667241
SX341	P_M_3	-30.599904
SX349	P_INT_MONTE_F	0.000000
SX349	P_INT_MONTE_0	42.599772
SX349	P_V_2	0.000000
SX349	P_V_3	0.000000
SX349	P_V_4	0.000000
SX349	P_V_5	0.000000
SX349	P_M_2	-50.667241
SX349	P_M_3	-30.599904
SX407	P_INT_MONTE_F	0.000000
SX407	P_INT_MONTE_0	0.000000
SX407	P_V_2	0.000000
SX407	P_V_3	0.000000
SX407	P_V_4	0.000000
SX407	P_V_5	0.000000
SX407	P_M_2	-3.629168
SX407	P_M_3	0.000000
SX345	P_INT_MONTE_F	0.000000
SX345	P_INT_MONTE_0	42.599772
SX345	P_V_2	0.000000
SX345	P_V_3	0.000000
SX345	P_V_4	0.000000
SX345	P_V_5	0.000000
SX345	P_M_2	-50.667241
SX345	P_M_3	-30.599904
SX342	P_INT_MONTE_F	0.000000
SX342	P_INT_MONTE_0	42.599772
SX342	P_V_2	0.000000
SX342	P_V_3	0.000000
SX342	P_V_4	0.000000
SX342	P_V_5	0.000000
SX342	P_M_2	-50.667241
SX342	P_M_3	-30.599904
SX348	P_INT_MONTE_F	0.000000
SX348	P_INT_MONTE_0	42.599772
SX348	P_V_2	0.000000
SX348	P_V_3	0.000000
SX348	P_V_4	0.000000
SX348	P_V_5	0.000000
SX348	P_M_2	-50.667241
SX348	P_M_3	-30.599904
DX344	P_INT_VALLE_F	0.000000
DX344	P_INT_VALLE_0	-42.599772
DX344	P_M_2	0.000000
DX344	P_M_3	0.000000
DX344	P_M_4	0.000000
DX344	P_M_5	0.000000
DX344	P_V_2	0.599904
DX344	P_V_3	58.828495
DX346	P_INT_VALLE_F	0.000000
DX346	P_INT_VALLE_0	-42.599772
DX346	P_M_2	0.000000

DX346	P_M_3	0.000000
DX346	P_M_4	0.000000
DX346	P_M_5	0.000000
DX346	P_V_2	0.599904
DX346	P_V_3	58.828495
DX351	P_INT_VALLE_F	0.000000
DX351	P_INT_VALLE_0	-42.599772
DX351	P_M_2	0.000000
DX351	P_M_3	0.000000
DX351	P_M_4	0.000000
DX351	P_M_5	0.000000
DX351	P_V_2	0.599904
DX351	P_V_3	58.828495
DX339	P_INT_VALLE_F	0.000000
DX339	P_INT_VALLE_0	-42.599772
DX339	P_M_2	0.000000
DX339	P_M_3	0.000000
DX339	P_M_4	0.000000
DX339	P_M_5	0.000000
DX339	P_V_2	0.599904
DX339	P_V_3	58.828495
DX345	P_INT_VALLE_F	0.000000
DX345	P_INT_VALLE_0	-42.599772
DX345	P_M_2	0.000000
DX345	P_M_3	0.000000
DX345	P_M_4	0.000000
DX345	P_M_5	0.000000
DX345	P_V_2	0.599904
DX345	P_V_3	58.828495
DX341	P_INT_VALLE_F	0.000000
DX341	P_INT_VALLE_0	-42.599772
DX341	P_M_2	0.000000
DX341	P_M_3	0.000000
DX341	P_M_4	0.000000
DX341	P_M_5	0.000000
DX341	P_V_2	0.599904
DX341	P_V_3	58.828495
DX349	P_INT_VALLE_F	0.000000
DX349	P_INT_VALLE_0	-42.599772
DX349	P_M_2	0.000000
DX349	P_M_3	0.000000
DX349	P_M_4	0.000000
DX349	P_M_5	0.000000
DX349	P_V_2	0.599904
DX349	P_V_3	58.828495
DX348	P_INT_VALLE_F	0.000000
DX348	P_INT_VALLE_0	-42.599772
DX348	P_M_2	0.000000
DX348	P_M_3	0.000000
DX348	P_M_4	0.000000
DX348	P_M_5	0.000000
DX348	P_V_2	0.599904
DX348	P_V_3	58.828495
DX342	P_INT_VALLE_F	0.000000
DX342	P_INT_VALLE_0	-42.599772
DX342	P_M_2	0.000000
DX342	P_M_3	0.000000
DX342	P_M_4	0.000000
DX342	P_M_5	0.000000
DX342	P_V_2	0.599904
DX342	P_V_3	58.828495
SX357	P_INT_MONTE_F	0.000000
SX357	P_INT_MONTE_0	28.399985
SX357	P_V_2	0.000000
SX357	P_V_3	0.000000
SX357	P_V_4	0.000000
SX357	P_V_5	0.000000
SX357	P_M_2	-40.819930
SX357	P_M_3	-20.000000
SX359	P_INT_MONTE_F	0.000000
SX359	P_INT_MONTE_0	28.399985
SX359	P_V_2	0.000000
SX359	P_V_3	0.000000
SX359	P_V_4	0.000000
SX359	P_V_5	0.000000
SX359	P_M_2	-40.819930
SX359	P_M_3	-20.000000
SX352	P_INT_MONTE_F	0.000000
SX352	P_INT_MONTE_0	28.399985
SX352	P_V_2	0.000000
SX352	P_V_3	0.000000

SX352	P_V_4	0.000000
SX352	P_V_5	0.000000
SX352	P_M_2	-40.819930
SX352	P_M_3	-20.000000
SX364	P_INT_MONTE_F	0.000000
SX364	P_INT_MONTE_0	28.399985
SX364	P_V_2	0.000000
SX364	P_V_3	0.000000
SX364	P_V_4	0.000000
SX364	P_V_5	0.000000
SX364	P_M_2	-40.819930
SX364	P_M_3	-20.000000
SX353	P_INT_MONTE_F	0.000000
SX353	P_INT_MONTE_0	28.399985
SX353	P_V_2	0.000000
SX353	P_V_3	0.000000
SX353	P_V_4	0.000000
SX353	P_V_5	0.000000
SX353	P_M_2	-40.819930
SX353	P_M_3	-20.000000
SX354	P_INT_MONTE_F	0.000000
SX354	P_INT_MONTE_0	28.399985
SX354	P_V_2	0.000000
SX354	P_V_3	0.000000
SX354	P_V_4	0.000000
SX354	P_V_5	0.000000
SX354	P_M_2	-40.819930
SX354	P_M_3	-20.000000
SX362	P_INT_MONTE_F	0.000000
SX362	P_INT_MONTE_0	28.399985
SX362	P_V_2	0.000000
SX362	P_V_3	0.000000
SX362	P_V_4	0.000000
SX362	P_V_5	0.000000
SX362	P_M_2	-40.819930
SX362	P_M_3	-20.000000
SX358	P_INT_MONTE_F	0.000000
SX358	P_INT_MONTE_0	28.399985
SX358	P_V_2	0.000000
SX358	P_V_3	0.000000
SX358	P_V_4	0.000000
SX358	P_V_5	0.000000
SX358	P_M_2	-40.819930
SX358	P_M_3	-20.000000
SX355	P_INT_MONTE_F	0.000000
SX355	P_INT_MONTE_0	28.399985
SX355	P_V_2	0.000000
SX355	P_V_3	0.000000
SX355	P_V_4	0.000000
SX355	P_V_5	0.000000
SX355	P_M_2	-40.819930
SX355	P_M_3	-20.000000
SX361	P_INT_MONTE_F	0.000000
SX361	P_INT_MONTE_0	28.399985
SX361	P_V_2	0.000000
SX361	P_V_3	0.000000
SX361	P_V_4	0.000000
SX361	P_V_5	0.000000
SX361	P_M_2	-40.819930
SX361	P_M_3	-20.000000
DX357	P_INT_VALLE_F	0.000000
DX357	P_INT_VALLE_0	43.123688
DX357	P_M_2	0.000000
DX357	P_M_3	0.000000
DX357	P_M_4	0.000000
DX357	P_M_5	0.000000
DX357	P_V_2	0.000000
DX357	P_V_3	39.041518
DX359	P_INT_VALLE_F	0.000000
DX359	P_INT_VALLE_0	43.123688
DX359	P_M_2	0.000000
DX359	P_M_3	0.000000
DX359	P_M_4	0.000000
DX359	P_M_5	0.000000
DX359	P_V_2	0.000000
DX359	P_V_3	39.041518
DX364	P_INT_VALLE_F	0.000000
DX364	P_INT_VALLE_0	43.123688
DX364	P_M_2	0.000000
DX364	P_M_3	0.000000
DX364	P_M_4	0.000000

DX364	P_M_5	0.000000
DX364	P_V_2	0.000000
DX364	P_V_3	39.041518
DX352	P_INT_VALLE_F	0.000000
DX352	P_INT_VALLE_0	43.123688
DX352	P_M_2	0.000000
DX352	P_M_3	0.000000
DX352	P_M_4	0.000000
DX352	P_M_5	0.000000
DX352	P_V_2	0.000000
DX352	P_V_3	39.041518
DX358	P_INT_VALLE_F	0.000000
DX358	P_INT_VALLE_0	43.123688
DX358	P_M_2	0.000000
DX358	P_M_3	0.000000
DX358	P_M_4	0.000000
DX358	P_M_5	0.000000
DX358	P_V_2	0.000000
DX358	P_V_3	39.041518
DX354	P_INT_VALLE_F	0.000000
DX354	P_INT_VALLE_0	43.123688
DX354	P_M_2	0.000000
DX354	P_M_3	0.000000
DX354	P_M_4	0.000000
DX354	P_M_5	0.000000
DX354	P_V_2	0.000000
DX354	P_V_3	39.041518
DX362	P_INT_VALLE_F	0.000000
DX362	P_INT_VALLE_0	43.123688
DX362	P_M_2	0.000000
DX362	P_M_3	0.000000
DX362	P_M_4	0.000000
DX362	P_M_5	0.000000
DX362	P_V_2	0.000000
DX362	P_V_3	39.041518
DX361	P_INT_VALLE_F	0.000000
DX361	P_INT_VALLE_0	43.123688
DX361	P_M_2	0.000000
DX361	P_M_3	0.000000
DX361	P_M_4	0.000000
DX361	P_M_5	0.000000
DX361	P_V_2	0.000000
DX361	P_V_3	39.041518
DX355	P_INT_VALLE_F	0.000000
DX355	P_INT_VALLE_0	43.123688
DX355	P_M_2	0.000000
DX355	P_M_3	0.000000
DX355	P_M_4	0.000000
DX355	P_M_5	0.000000
DX355	P_V_2	0.000000
DX355	P_V_3	39.041518
SX370	P_INT_MONTE_F	0.000000
SX370	P_INT_MONTE_0	14.199985
SX370	P_V_2	0.000000
SX370	P_V_3	0.000000
SX370	P_V_4	0.000000
SX370	P_V_5	0.000000
SX370	P_M_2	-31.994333
SX370	P_M_3	-10.499895
SX372	P_INT_MONTE_F	0.000000
SX372	P_INT_MONTE_0	14.199985
SX372	P_V_2	0.000000
SX372	P_V_3	0.000000
SX372	P_V_4	0.000000
SX372	P_V_5	0.000000
SX372	P_M_2	-31.994333
SX372	P_M_3	-10.499895
SX365	P_INT_MONTE_F	0.000000
SX365	P_INT_MONTE_0	14.199985
SX365	P_V_2	0.000000
SX365	P_V_3	0.000000
SX365	P_V_4	0.000000
SX365	P_V_5	0.000000
SX365	P_M_2	-31.994333
SX365	P_M_3	-10.499895
SX377	P_INT_MONTE_F	0.000000
SX377	P_INT_MONTE_0	14.199985
SX377	P_V_2	0.000000
SX377	P_V_3	0.000000
SX377	P_V_4	0.000000
SX377	P_V_5	0.000000



Autorità Portuale di Taranto
Interventi per il dragaggio di 2,3 M³ di sedimenti in area Molo Polisettoriale e per la realizzazione di un primo lotto della cassa di colmata funzionale all'ampliamento del V Sporgente del Porto di Taranto

Allegati alla relazione di calcolo strutturale allineamento "BC"

Data 05/2016
Rev. B
c.d.c.: C296A
514B



SX377	P_M_2	-31.994333
SX377	P_M_3	-10.499895
SX366	P_INT_MONTE_F	0.000000
SX366	P_INT_MONTE_0	14.199985
SX366	P_V_2	0.000000
SX366	P_V_3	0.000000
SX366	P_V_4	0.000000
SX366	P_V_5	0.000000
SX366	P_M_2	-31.994333
SX366	P_M_3	-10.499895
SX367	P_INT_MONTE_F	0.000000
SX367	P_INT_MONTE_0	14.199985
SX367	P_V_2	0.000000
SX367	P_V_3	0.000000
SX367	P_V_4	0.000000
SX367	P_V_5	0.000000
SX367	P_M_2	-31.994333
SX367	P_M_3	-10.499895
SX375	P_INT_MONTE_F	0.000000
SX375	P_INT_MONTE_0	14.199985
SX375	P_V_2	0.000000
SX375	P_V_3	0.000000
SX375	P_V_4	0.000000
SX375	P_V_5	0.000000
SX375	P_M_2	-31.994333
SX375	P_M_3	-10.499895
SX371	P_INT_MONTE_F	0.000000
SX371	P_INT_MONTE_0	14.199985
SX371	P_V_2	0.000000
SX371	P_V_3	0.000000
SX371	P_V_4	0.000000
SX371	P_V_5	0.000000
SX371	P_M_2	-31.994333
SX371	P_M_3	-10.499895
SX368	P_INT_MONTE_F	0.000000
SX368	P_INT_MONTE_0	14.199985
SX368	P_V_2	0.000000
SX368	P_V_3	0.000000
SX368	P_V_4	0.000000
SX368	P_V_5	0.000000
SX368	P_M_2	-31.994333
SX368	P_M_3	-10.499895
SX374	P_INT_MONTE_F	0.000000
SX374	P_INT_MONTE_0	14.199985
SX374	P_V_2	0.000000
SX374	P_V_3	0.000000
SX374	P_V_4	0.000000
SX374	P_V_5	0.000000
SX374	P_M_2	-31.994333
SX374	P_M_3	-10.499895
DX370	P_INT_VALLE_F	0.000000
DX370	P_INT_VALLE_0	-14.199985
DX370	P_M_2	0.000000
DX370	P_M_3	0.000000
DX370	P_M_4	0.000000
DX370	P_M_5	0.000000
DX370	P_V_2	0.000000
DX370	P_V_3	20.041383
DX372	P_INT_VALLE_F	0.000000
DX372	P_INT_VALLE_0	-14.199985
DX372	P_M_2	0.000000
DX372	P_M_3	0.000000
DX372	P_M_4	0.000000
DX372	P_M_5	0.000000
DX372	P_V_2	0.000000
DX372	P_V_3	20.041383
DX377	P_INT_VALLE_F	0.000000
DX377	P_INT_VALLE_0	-14.199985
DX377	P_M_2	0.000000
DX377	P_M_3	0.000000
DX377	P_M_4	0.000000
DX377	P_M_5	0.000000
DX377	P_V_2	0.000000
DX377	P_V_3	20.041383
DX365	P_INT_VALLE_F	0.000000
DX365	P_INT_VALLE_0	-14.199985
DX365	P_M_2	0.000000
DX365	P_M_3	0.000000
DX365	P_M_4	0.000000
DX365	P_M_5	0.000000
DX365	P_V_2	0.000000



Autorità Portuale di Taranto
Interventi per il dragaggio di 2,3 M m³ di sedimenti in area Molo Polisettoriale e per la realizzazione di un primo lotto della cassa di colmata funzionale all'ampliamento del V Sporgente del Porto di Taranto

Allegati alla relazione di calcolo strutturale allineamento "BC"

Data 05/2016
Rev. B
c.d.c.: C296A
514B

DX365	P_V_3	20.041383
DX371	P_INT_VALLE_F	0.000000
DX371	P_INT_VALLE_0	-14.199985
DX371	P_M_2	0.000000
DX371	P_M_3	0.000000
DX371	P_M_4	0.000000
DX371	P_M_5	0.000000
DX371	P_V_2	0.000000
DX371	P_V_3	20.041383
DX367	P_INT_VALLE_F	0.000000
DX367	P_INT_VALLE_0	-14.199985
DX367	P_M_2	0.000000
DX367	P_M_3	0.000000
DX367	P_M_4	0.000000
DX367	P_M_5	0.000000
DX367	P_V_2	0.000000
DX367	P_V_3	20.041383
DX375	P_INT_VALLE_F	0.000000
DX375	P_INT_VALLE_0	-14.199985
DX375	P_M_2	0.000000
DX375	P_M_3	0.000000
DX375	P_M_4	0.000000
DX375	P_M_5	0.000000
DX375	P_V_2	0.000000
DX375	P_V_3	20.041383
DX374	P_INT_VALLE_F	0.000000
DX374	P_INT_VALLE_0	-14.199985
DX374	P_M_2	0.000000
DX374	P_M_3	0.000000
DX374	P_M_4	0.000000
DX374	P_M_5	0.000000
DX374	P_V_2	0.000000
DX374	P_V_3	20.041383
DX368	P_INT_VALLE_F	0.000000
DX368	P_INT_VALLE_0	-14.199985
DX368	P_M_2	0.000000
DX368	P_M_3	0.000000
DX368	P_M_4	0.000000
DX368	P_M_5	0.000000
DX368	P_V_2	0.000000
DX368	P_V_3	20.041383
SX383	P_INT_MONTE_F	0.000000
SX383	P_INT_MONTE_0	0.000000
SX383	P_V_2	0.000000
SX383	P_V_3	0.000000
SX383	P_V_4	0.000000
SX383	P_V_5	0.000000
SX383	P_M_2	-22.239930
SX383	P_M_3	0.000000
SX385	P_INT_MONTE_F	0.000000
SX385	P_INT_MONTE_0	0.000000
SX385	P_V_2	0.000000
SX385	P_V_3	0.000000
SX385	P_V_4	0.000000
SX385	P_V_5	0.000000
SX385	P_M_2	-22.239930
SX385	P_M_3	0.000000
SX378	P_INT_MONTE_F	0.000000
SX378	P_INT_MONTE_0	0.000000
SX378	P_V_2	0.000000
SX378	P_V_3	0.000000
SX378	P_V_4	0.000000
SX378	P_V_5	0.000000
SX378	P_M_2	-22.239930
SX378	P_M_3	0.000000
SX390	P_INT_MONTE_F	0.000000
SX390	P_INT_MONTE_0	0.000000
SX390	P_V_2	0.000000
SX390	P_V_3	0.000000
SX390	P_V_4	0.000000
SX390	P_V_5	0.000000
SX390	P_M_2	-22.239930
SX390	P_M_3	0.000000
SX379	P_INT_MONTE_F	0.000000
SX379	P_INT_MONTE_0	0.000000
SX379	P_V_2	0.000000
SX379	P_V_3	0.000000
SX379	P_V_4	0.000000
SX379	P_V_5	0.000000
SX379	P_M_2	-22.239930
SX379	P_M_3	0.000000



SX380	P_INT_MONTE_F	0.000000
SX380	P_INT_MONTE_0	0.000000
SX380	P_V_2	0.000000
SX380	P_V_3	0.000000
SX380	P_V_4	0.000000
SX380	P_V_5	0.000000
SX380	P_M_2	-22.239930
SX380	P_M_3	0.000000
SX388	P_INT_MONTE_F	0.000000
SX388	P_INT_MONTE_0	0.000000
SX388	P_V_2	0.000000
SX388	P_V_3	0.000000
SX388	P_V_4	0.000000
SX388	P_V_5	0.000000
SX388	P_M_2	-22.239930
SX388	P_M_3	0.000000
SX402	P_INT_MONTE_F	0.000000
SX402	P_INT_MONTE_0	0.000000
SX402	P_V_2	0.000000
SX402	P_V_3	0.000000
SX402	P_V_4	0.000000
SX402	P_V_5	0.000000
SX402	P_M_2	-13.516151
SX402	P_M_3	0.000000
SX384	P_INT_MONTE_F	0.000000
SX384	P_INT_MONTE_0	0.000000
SX384	P_V_2	0.000000
SX384	P_V_3	0.000000
SX384	P_V_4	0.000000
SX384	P_V_5	0.000000
SX384	P_M_2	-22.239930
SX384	P_M_3	0.000000
SX381	P_INT_MONTE_F	0.000000
SX381	P_INT_MONTE_0	0.000000
SX381	P_V_2	0.000000
SX381	P_V_3	0.000000
SX381	P_V_4	0.000000
SX381	P_V_5	0.000000
SX381	P_M_2	-22.239930
SX381	P_M_3	0.000000
SX387	P_INT_MONTE_F	0.000000
SX387	P_INT_MONTE_0	0.000000
SX387	P_V_2	0.000000
SX387	P_V_3	0.000000
SX387	P_V_4	0.000000
SX387	P_V_5	0.000000
SX387	P_M_2	-22.239930
SX387	P_M_3	0.000000
DX383	P_INT_VALLE_F	0.000000
DX383	P_INT_VALLE_0	0.000000
DX383	P_M_2	0.000000
DX383	P_M_3	0.000000
DX383	P_M_4	0.000000
DX383	P_M_5	0.000000
DX383	P_V_2	0.000000
DX383	P_V_3	-1.336258
DX385	P_INT_VALLE_F	0.000000
DX385	P_INT_VALLE_0	0.000000
DX385	P_M_2	0.000000
DX385	P_M_3	0.000000
DX385	P_M_4	0.000000
DX385	P_M_5	0.000000
DX385	P_V_2	0.000000
DX385	P_V_3	-1.336258
DX390	P_INT_VALLE_F	0.000000
DX390	P_INT_VALLE_0	0.000000
DX390	P_M_2	0.000000
DX390	P_M_3	0.000000
DX390	P_M_4	0.000000
DX390	P_M_5	0.000000
DX390	P_V_2	0.000000
DX390	P_V_3	-1.336258
DX378	P_INT_VALLE_F	0.000000
DX378	P_INT_VALLE_0	0.000000
DX378	P_M_2	0.000000
DX378	P_M_3	0.000000
DX378	P_M_4	0.000000
DX378	P_M_5	0.000000
DX378	P_V_2	0.000000
DX378	P_V_3	-1.336258
DX384	P_INT_VALLE_F	0.000000



Autorità Portuale di Taranto
Interventi per il dragaggio di 2,3 M m³ di sedimenti in area Molo Polisettoriale e per la realizzazione di un primo lotto della cassa di colmanta funzionale all'ampliamento del V Sporgente del Porto di Taranto

Allegati alla relazione di calcolo strutturale allineamento "BC"

Data 05/2016
Rev. B
c.d.c.: C296A
514B



DX384	P_INT_VALLE_0	0.000000
DX384	P_M_2	0.000000
DX384	P_M_3	0.000000
DX384	P_M_4	0.000000
DX384	P_M_5	0.000000
DX384	P_V_2	0.000000
DX384	P_V_3	-1.336258
DX380	P_INT_VALLE_F	0.000000
DX380	P_INT_VALLE_0	0.000000
DX380	P_M_2	0.000000
DX380	P_M_3	0.000000
DX380	P_M_4	0.000000
DX380	P_M_5	0.000000
DX380	P_V_2	0.000000
DX380	P_V_3	-1.336258
DX388	P_INT_VALLE_F	0.000000
DX388	P_INT_VALLE_0	0.000000
DX388	P_M_2	0.000000
DX388	P_M_3	0.000000
DX388	P_M_4	0.000000
DX388	P_M_5	0.000000
DX388	P_V_2	0.000000
DX388	P_V_3	-1.336258
DX387	P_INT_VALLE_F	0.000000
DX387	P_INT_VALLE_0	0.000000
DX387	P_M_2	0.000000
DX387	P_M_3	0.000000
DX387	P_M_4	0.000000
DX387	P_M_5	0.000000
DX387	P_V_2	0.000000
DX387	P_V_3	-1.336258
DX381	P_INT_VALLE_F	0.000000
DX381	P_INT_VALLE_0	0.000000
DX381	P_M_2	0.000000
DX381	P_M_3	0.000000
DX381	P_M_4	0.000000
DX381	P_M_5	0.000000
DX381	P_V_2	0.000000
DX381	P_V_3	-1.336258
SX415	P_INT_MONTE_F	0.000000
SX415	P_INT_MONTE_0	0.000000
SX415	P_V_2	0.000000
SX415	P_V_3	0.000000
SX415	P_V_4	0.000000
SX415	P_V_5	0.000000
SX415	P_M_2	-3.629168
SX415	P_M_3	0.000000
SX398	P_INT_MONTE_F	0.000000
SX398	P_INT_MONTE_0	0.000000
SX398	P_V_2	0.000000
SX398	P_V_3	0.000000
SX398	P_V_4	0.000000
SX398	P_V_5	0.000000
SX398	P_M_2	-13.516151
SX398	P_M_3	0.000000
SX411	P_INT_MONTE_F	0.000000
SX411	P_INT_MONTE_0	0.000000
SX411	P_V_2	0.000000
SX411	P_V_3	0.000000
SX411	P_V_4	0.000000
SX411	P_V_5	0.000000
SX411	P_M_2	-3.629168
SX411	P_M_3	0.000000
SX395	P_INT_MONTE_F	0.000000
SX395	P_INT_MONTE_0	0.000000
SX395	P_V_2	0.000000
SX395	P_V_3	0.000000
SX395	P_V_4	0.000000
SX395	P_V_5	0.000000
SX395	P_M_2	-13.516151
SX395	P_M_3	0.000000
SX408	P_INT_MONTE_F	0.000000
SX408	P_INT_MONTE_0	0.000000
SX408	P_V_2	0.000000
SX408	P_V_3	0.000000
SX408	P_V_4	0.000000
SX408	P_V_5	0.000000
SX408	P_M_2	-3.629168
SX408	P_M_3	0.000000
SX401	P_INT_MONTE_F	0.000000
SX401	P_INT_MONTE_0	0.000000



Autorità Portuale di Taranto
Interventi per il dragaggio di 2,3 M³ di sedimenti in area Molo Polisettoriale e per la realizzazione di un primo lotto della cassa di colmata funzionale all'ampliamento del V Sporgente del Porto di Taranto

Allegati alla relazione di calcolo strutturale allineamento "BC"

Data 05/2016
Rev. B
c.d.c.: C296A
514B



SX401	P_V_2	0.000000
SX401	P_V_3	0.000000
SX401	P_V_4	0.000000
SX401	P_V_5	0.000000
SX401	P_M_2	-13.516151
SX401	P_M_3	0.000000
SX414	P_INT_MONTE_F	0.000000
SX414	P_INT_MONTE_0	0.000000
SX414	P_V_2	0.000000
SX414	P_V_3	0.000000
SX414	P_V_4	0.000000
SX414	P_V_5	0.000000
SX414	P_M_2	-3.629168
SX414	P_M_3	0.000000
DX396	P_INT_VALLE_F	0.000000
DX396	P_INT_VALLE_0	0.000000
DX396	P_M_2	0.000000
DX396	P_M_3	0.000000
DX396	P_M_4	0.000000
DX396	P_M_5	0.000000
DX396	P_V_2	0.000000
DX396	P_V_3	2.026831
DX409	P_INT_VALLE_F	0.000000
DX409	P_INT_VALLE_0	0.000000
DX409	P_M_2	0.000000
DX409	P_M_3	0.000000
DX409	P_M_4	0.000000
DX409	P_M_5	0.000000
DX409	P_V_2	0.000000
DX409	P_V_3	0.000000
DX398	P_INT_VALLE_F	0.000000
DX398	P_INT_VALLE_0	0.000000
DX398	P_M_2	0.000000
DX398	P_M_3	0.000000
DX398	P_M_4	0.000000
DX398	P_M_5	0.000000
DX398	P_V_2	0.000000
DX398	P_V_3	2.026831
DX411	P_INT_VALLE_F	0.000000
DX411	P_INT_VALLE_0	0.000000
DX411	P_M_2	0.000000
DX411	P_M_3	0.000000
DX411	P_M_4	0.000000
DX411	P_M_5	0.000000
DX411	P_V_2	0.000000
DX411	P_V_3	0.000000
DX403	P_INT_VALLE_F	0.000000
DX403	P_INT_VALLE_0	0.000000
DX403	P_M_2	0.000000
DX403	P_M_3	0.000000
DX403	P_M_4	0.000000
DX403	P_M_5	0.000000
DX403	P_V_2	0.000000
DX403	P_V_3	2.026831
DX416	P_INT_VALLE_F	0.000000
DX416	P_INT_VALLE_0	0.000000
DX416	P_M_2	0.000000
DX416	P_M_3	0.000000
DX416	P_M_4	0.000000
DX416	P_M_5	0.000000
DX416	P_V_2	0.000000
DX416	P_V_3	0.000000
DX391	P_INT_VALLE_F	0.000000
DX391	P_INT_VALLE_0	0.000000
DX391	P_M_2	0.000000
DX391	P_M_3	0.000000
DX391	P_M_4	0.000000
DX391	P_M_5	0.000000
DX391	P_V_2	0.000000
DX391	P_V_3	2.026831
DX404	P_INT_VALLE_F	0.000000
DX404	P_INT_VALLE_0	0.000000
DX404	P_M_2	0.000000
DX404	P_M_3	0.000000
DX404	P_M_4	0.000000
DX404	P_M_5	0.000000
DX404	P_V_2	0.000000
DX404	P_V_3	0.000000
DX397	P_INT_VALLE_F	0.000000
DX397	P_INT_VALLE_0	0.000000
DX397	P_M_2	0.000000



Autorità Portuale di Taranto
Interventi per il dragaggio di 2,3 M³ di sedimenti in area Molo Polisettoriale e per la realizzazione di un primo lotto della cassa di colmata funzionale all'ampliamento del V Sporgente del Porto di Taranto

Allegati alla relazione di calcolo strutturale allineamento "BC"

Data 05/2016
Rev. B
c.d.c.: C296A
514B

DX397	P_M_3	0.000000
DX397	P_M_4	0.000000
DX397	P_M_5	0.000000
DX397	P_V_2	0.000000
DX397	P_V_3	2.026831
DX410	P_INT_VALLE_F	0.000000
DX410	P_INT_VALLE_0	0.000000
DX410	P_M_2	0.000000
DX410	P_M_3	0.000000
DX410	P_M_4	0.000000
DX410	P_M_5	0.000000
DX410	P_V_2	0.000000
DX410	P_V_3	0.000000
DX393	P_INT_VALLE_F	0.000000
DX393	P_INT_VALLE_0	0.000000
DX393	P_M_2	0.000000
DX393	P_M_3	0.000000
DX393	P_M_4	0.000000
DX393	P_M_5	0.000000
DX393	P_V_2	0.000000
DX393	P_V_3	2.026831
DX406	P_INT_VALLE_F	0.000000
DX406	P_INT_VALLE_0	0.000000
DX406	P_M_2	0.000000
DX406	P_M_3	0.000000
DX406	P_M_4	0.000000
DX406	P_M_5	0.000000
DX406	P_V_2	0.000000
DX406	P_V_3	0.000000
DX401	P_INT_VALLE_F	0.000000
DX401	P_INT_VALLE_0	0.000000
DX401	P_M_2	0.000000
DX401	P_M_3	0.000000
DX401	P_M_4	0.000000
DX401	P_M_5	0.000000
DX401	P_V_2	0.000000
DX401	P_V_3	2.026831
DX414	P_INT_VALLE_F	0.000000
DX414	P_INT_VALLE_0	0.000000
DX414	P_M_2	0.000000
DX414	P_M_3	0.000000
DX414	P_M_4	0.000000
DX414	P_M_5	0.000000
DX414	P_V_2	0.000000
DX414	P_V_3	0.000000
DX400	P_INT_VALLE_F	0.000000
DX400	P_INT_VALLE_0	0.000000
DX400	P_M_2	0.000000
DX400	P_M_3	0.000000
DX400	P_M_4	0.000000
DX400	P_M_5	0.000000
DX400	P_V_2	0.000000
DX400	P_V_3	2.026831
DX413	P_INT_VALLE_F	0.000000
DX413	P_INT_VALLE_0	0.000000
DX413	P_M_2	0.000000
DX413	P_M_3	0.000000
DX413	P_M_4	0.000000
DX413	P_M_5	0.000000
DX413	P_V_2	0.000000
DX413	P_V_3	0.000000
DX394	P_INT_VALLE_F	0.000000
DX394	P_INT_VALLE_0	0.000000
DX394	P_M_2	0.000000
DX394	P_M_3	0.000000
DX394	P_M_4	0.000000
DX394	P_M_5	0.000000
DX394	P_V_2	0.000000
DX394	P_V_3	2.026831
DX407	P_INT_VALLE_F	0.000000
DX407	P_INT_VALLE_0	0.000000
DX407	P_M_2	0.000000
DX407	P_M_3	0.000000
DX407	P_M_4	0.000000
DX407	P_M_5	0.000000
DX407	P_V_2	0.000000
DX407	P_V_3	0.000000
SX403	P_INT_MONTE_F	0.000000
SX403	P_INT_MONTE_0	0.000000
SX403	P_V_2	0.000000
SX403	P_V_3	0.000000

SX403	P_V_4	0.000000
SX403	P_V_5	0.000000
SX403	P_M_2	-13.516151
SX403	P_M_3	0.000000
SX416	P_INT_MONTE_F	0.000000
SX416	P_INT_MONTE_0	0.000000
SX416	P_V_2	0.000000
SX416	P_V_3	0.000000
SX416	P_V_4	0.000000
SX416	P_V_5	0.000000
SX416	P_M_2	-3.629168
SX416	P_M_3	0.000000
DX369	P_INT_VALLE_F	0.000000
DX369	P_INT_VALLE_0	-14.199985
DX369	P_M_2	0.000000
DX369	P_M_3	0.000000
DX369	P_M_4	0.000000
DX369	P_M_5	0.000000
DX369	P_V_2	0.000000
DX369	P_V_3	20.041383
DX382	P_INT_VALLE_F	0.000000
DX382	P_INT_VALLE_0	0.000000
DX382	P_M_2	0.000000
DX382	P_M_3	0.000000
DX382	P_M_4	0.000000
DX382	P_M_5	0.000000
DX382	P_V_2	0.000000
DX382	P_V_3	-1.336258
DX373	P_INT_VALLE_F	0.000000
DX373	P_INT_VALLE_0	-14.199985
DX373	P_M_2	0.000000
DX373	P_M_3	0.000000
DX373	P_M_4	0.000000
DX373	P_M_5	0.000000
DX373	P_V_2	0.000000
DX373	P_V_3	20.041383
DX386	P_INT_VALLE_F	0.000000
DX386	P_INT_VALLE_0	0.000000
DX386	P_M_2	0.000000
DX386	P_M_3	0.000000
DX386	P_M_4	0.000000
DX386	P_M_5	0.000000
DX386	P_V_2	0.000000
DX386	P_V_3	-1.336258
DX356	P_INT_VALLE_F	0.000000
DX356	P_INT_VALLE_0	43.123688
DX356	P_M_2	0.000000
DX356	P_M_3	0.000000
DX356	P_M_4	0.000000
DX356	P_M_5	0.000000
DX356	P_V_2	0.000000
DX356	P_V_3	39.041518
DX360	P_INT_VALLE_F	0.000000
DX360	P_INT_VALLE_0	43.123688
DX360	P_M_2	0.000000
DX360	P_M_3	0.000000
DX360	P_M_4	0.000000
DX360	P_M_5	0.000000
DX360	P_V_2	0.000000
DX360	P_V_3	39.041518
DX343	P_INT_VALLE_F	0.000000
DX343	P_INT_VALLE_0	-42.599772
DX343	P_M_2	0.000000
DX343	P_M_3	0.000000
DX343	P_M_4	0.000000
DX343	P_M_5	0.000000
DX343	P_V_2	0.599904
DX343	P_V_3	58.828495
DX347	P_INT_VALLE_F	0.000000
DX347	P_INT_VALLE_0	-42.599772
DX347	P_M_2	0.000000
DX347	P_M_3	0.000000
DX347	P_M_4	0.000000
DX347	P_M_5	0.000000
DX347	P_V_2	0.599904
DX347	P_V_3	58.828495
DX330	P_INT_VALLE_F	0.000000
DX330	P_INT_VALLE_0	-55.912485
DX330	P_M_2	0.000000
DX330	P_M_3	0.000000
DX330	P_M_4	0.000000

DX330	P_M_5	0.000000
DX330	P_V_2	10.499901
DX330	P_V_3	77.465824
DX334	P_INT_VALLE_F	0.000000
DX334	P_INT_VALLE_0	-55.912485
DX334	P_M_2	0.000000
DX334	P_M_3	0.000000
DX334	P_M_4	0.000000
DX334	P_M_5	0.000000
DX334	P_V_2	10.499901
DX334	P_V_3	77.465824
DX317	P_INT_VALLE_F	0.000000
DX317	P_INT_VALLE_0	-70.999985
DX317	P_M_2	0.000000
DX317	P_M_3	0.000000
DX317	P_M_4	0.000000
DX317	P_M_5	0.000000
DX317	P_V_2	20.399901
DX317	P_V_3	85.417994
DX321	P_INT_VALLE_F	0.000000
DX321	P_INT_VALLE_0	-70.999985
DX321	P_M_2	0.000000
DX321	P_M_3	0.000000
DX321	P_M_4	0.000000
DX321	P_M_5	0.000000
DX321	P_V_2	20.399901
DX321	P_V_3	85.417994
DX304	P_INT_VALLE_F	0.000000
DX304	P_INT_VALLE_0	-85.199985
DX304	P_M_2	0.000000
DX304	P_M_3	0.000000
DX304	P_M_4	0.000000
DX304	P_M_5	0.000000
DX304	P_V_2	30.299901
DX304	P_V_3	102.105038
DX308	P_INT_VALLE_F	0.000000
DX308	P_INT_VALLE_0	-85.199985
DX308	P_M_2	0.000000
DX308	P_M_3	0.000000
DX308	P_M_4	0.000000
DX308	P_M_5	0.000000
DX308	P_V_2	30.299901
DX308	P_V_3	102.105038
DX291	P_INT_VALLE_F	0.000000
DX291	P_INT_VALLE_0	-99.399985
DX291	P_M_2	0.000000
DX291	P_M_3	0.000000
DX291	P_M_4	0.000000
DX291	P_M_5	0.000000
DX291	P_V_2	40.199901
DX291	P_V_3	114.184107
DX295	P_INT_VALLE_F	0.000000
DX295	P_INT_VALLE_0	-99.399985
DX295	P_M_2	0.000000
DX295	P_M_3	0.000000
DX295	P_M_4	0.000000
DX295	P_M_5	0.000000
DX295	P_V_2	40.199901
DX295	P_V_3	114.184107
DX278	P_INT_VALLE_F	0.000000
DX278	P_INT_VALLE_0	-113.599808
DX278	P_M_2	0.000000
DX278	P_M_3	0.000000
DX278	P_M_4	0.000000
DX278	P_M_5	0.000000
DX278	P_V_2	50.099901
DX278	P_V_3	113.572079
DX282	P_INT_VALLE_F	0.000000
DX282	P_INT_VALLE_0	-113.599808
DX282	P_M_2	0.000000
DX282	P_M_3	0.000000
DX282	P_M_4	0.000000
DX282	P_M_5	0.000000
DX282	P_V_2	50.099901
DX282	P_V_3	113.572079
DX265	P_INT_VALLE_F	0.000000
DX265	P_INT_VALLE_0	-127.799985
DX265	P_M_2	0.000000
DX265	P_M_3	0.000000
DX265	P_M_4	0.000000
DX265	P_M_5	0.000000

DX265	P_V_2	59.999901
DX265	P_V_3	153.850648
DX269	P_INT_VALLE_F	0.000000
DX269	P_INT_VALLE_0	-127.799985
DX269	P_M_2	0.000000
DX269	P_M_3	0.000000
DX269	P_M_4	0.000000
DX269	P_M_5	0.000000
DX269	P_V_2	59.999901
DX269	P_V_3	153.850648
DX252	P_INT_VALLE_F	-7.099798
DX252	P_INT_VALLE_0	-141.999985
DX252	P_M_2	0.000000
DX252	P_M_3	0.000000
DX252	P_M_4	0.000000
DX252	P_M_5	0.000000
DX252	P_V_2	111.594352
DX252	P_V_3	147.738384
DX256	P_INT_VALLE_F	-7.099798
DX256	P_INT_VALLE_0	-141.999985
DX256	P_M_2	0.000000
DX256	P_M_3	0.000000
DX256	P_M_4	0.000000
DX256	P_M_5	0.000000
DX256	P_V_2	111.594352
DX256	P_V_3	147.738384
DX239	P_INT_VALLE_F	-21.299798
DX239	P_INT_VALLE_0	-156.199985
DX239	P_M_2	0.000000
DX239	P_M_3	0.000000
DX239	P_M_4	0.000000
DX239	P_M_5	0.000000
DX239	P_V_2	142.858131
DX239	P_V_3	164.077251
DX243	P_INT_VALLE_F	-21.299798
DX243	P_INT_VALLE_0	-156.199985
DX243	P_M_2	0.000000
DX243	P_M_3	0.000000
DX243	P_M_4	0.000000
DX243	P_M_5	0.000000
DX243	P_V_2	142.858131
DX243	P_V_3	164.077251
DX226	P_INT_VALLE_F	-35.203970
DX226	P_INT_VALLE_0	-170.104156
DX226	P_M_2	0.000000
DX226	P_M_3	0.000000
DX226	P_M_4	0.000000
DX226	P_M_5	0.000000
DX226	P_V_2	172.150859
DX226	P_V_3	182.008534
DX230	P_INT_VALLE_F	-35.203970
DX230	P_INT_VALLE_0	-170.104156
DX230	P_M_2	0.000000
DX230	P_M_3	0.000000
DX230	P_M_4	0.000000
DX230	P_M_5	0.000000
DX230	P_V_2	172.150859
DX230	P_V_3	182.008534
DX213	P_INT_VALLE_F	-50.291470
DX213	P_INT_VALLE_0	-185.191656
DX213	P_M_2	0.000000
DX213	P_M_3	0.000000
DX213	P_M_4	0.000000
DX213	P_M_5	0.000000
DX213	P_V_2	195.065490
DX213	P_V_3	198.386158
DX217	P_INT_VALLE_F	-50.291470
DX217	P_INT_VALLE_0	-185.191656
DX217	P_M_2	0.000000
DX217	P_M_3	0.000000
DX217	P_M_4	0.000000
DX217	P_M_5	0.000000
DX217	P_V_2	195.065490
DX217	P_V_3	198.386158
DX200	P_INT_VALLE_F	-63.899798
DX200	P_INT_VALLE_0	-198.799985
DX200	P_M_2	0.000000
DX200	P_M_3	0.000000
DX200	P_M_4	0.000000
DX200	P_M_5	0.000000
DX200	P_V_2	217.123688

DX200	P_V_3	219.983379
DX204	P_INT_VALLE_F	-63.899798
DX204	P_INT_VALLE_0	-198.799985
DX204	P_M_2	0.000000
DX204	P_M_3	0.000000
DX204	P_M_4	0.000000
DX204	P_M_5	0.000000
DX204	P_V_2	217.123688
DX204	P_V_3	219.983379
DX187	P_INT_VALLE_F	-78.099798
DX187	P_INT_VALLE_0	-212.999985
DX187	P_M_2	0.000000
DX187	P_M_3	0.000000
DX187	P_M_4	0.000000
DX187	P_M_5	0.000000
DX187	P_V_2	237.777727
DX187	P_V_3	241.738301
DX191	P_INT_VALLE_F	-78.099798
DX191	P_INT_VALLE_0	-212.999985
DX191	P_M_2	0.000000
DX191	P_M_3	0.000000
DX191	P_M_4	0.000000
DX191	P_M_5	0.000000
DX191	P_V_2	237.777727
DX191	P_V_3	241.738301
DX174	P_INT_VALLE_F	-92.299798
DX174	P_INT_VALLE_0	-227.199985
DX174	P_M_2	0.000000
DX174	P_M_3	0.000000
DX174	P_M_4	0.000000
DX174	P_M_5	0.000000
DX174	P_V_2	257.564303
DX174	P_V_3	262.790194
DX178	P_INT_VALLE_F	-92.299798
DX178	P_INT_VALLE_0	-227.199985
DX178	P_M_2	0.000000
DX178	P_M_3	0.000000
DX178	P_M_4	0.000000
DX178	P_M_5	0.000000
DX178	P_V_2	257.564303
DX178	P_V_3	262.790194
DX161	P_INT_VALLE_F	-106.499798
DX161	P_INT_VALLE_0	-240.512485
DX161	P_M_2	0.000000
DX161	P_M_3	0.000000
DX161	P_M_4	0.000000
DX161	P_M_5	0.000000
DX161	P_V_2	276.175991
DX161	P_V_3	282.973639
DX165	P_INT_VALLE_F	-106.499798
DX165	P_INT_VALLE_0	-240.512485
DX165	P_M_2	0.000000
DX165	P_M_3	0.000000
DX165	P_M_4	0.000000
DX165	P_M_5	0.000000
DX165	P_V_2	276.175991
DX165	P_V_3	282.973639
DX148	P_INT_VALLE_F	-120.699600
DX148	P_INT_VALLE_0	-255.599786
DX148	P_M_2	0.000000
DX148	P_M_3	0.000000
DX148	P_M_4	0.000000
DX148	P_M_5	0.000000
DX148	P_V_2	293.082857
DX148	P_V_3	302.801779
DX152	P_INT_VALLE_F	-120.699600
DX152	P_INT_VALLE_0	-255.599786
DX152	P_M_2	0.000000
DX152	P_M_3	0.000000
DX152	P_M_4	0.000000
DX152	P_M_5	0.000000
DX152	P_V_2	293.082857
DX152	P_V_3	302.801779
DX135	P_INT_VALLE_F	-134.899798
DX135	P_INT_VALLE_0	-270.687485
DX135	P_M_2	0.000000
DX135	P_M_3	0.000000
DX135	P_M_4	0.000000
DX135	P_M_5	0.000000
DX135	P_V_2	307.851004
DX135	P_V_3	321.092873



DX139	P_INT_VALLE_F	-134.899798
DX139	P_INT_VALLE_0	-270.687485
DX139	P_M_2	0.000000
DX139	P_M_3	0.000000
DX139	P_M_4	0.000000
DX139	P_M_5	0.000000
DX139	P_V_2	307.851004
DX139	P_V_3	321.092873
DX122	P_INT_VALLE_F	-149.099798
DX122	P_INT_VALLE_0	-283.999985
DX122	P_M_2	0.000000
DX122	P_M_3	0.000000
DX122	P_M_4	0.000000
DX122	P_M_5	0.000000
DX122	P_V_2	316.376766
DX122	P_V_3	338.715888
DX126	P_INT_VALLE_F	-149.099798
DX126	P_INT_VALLE_0	-283.999985
DX126	P_M_2	0.000000
DX126	P_M_3	0.000000
DX126	P_M_4	0.000000
DX126	P_M_5	0.000000
DX126	P_V_2	316.376766
DX126	P_V_3	338.715888
DX109	P_INT_VALLE_F	-163.299798
DX109	P_INT_VALLE_0	-298.199985
DX109	P_M_2	0.000000
DX109	P_M_3	0.000000
DX109	P_M_4	0.000000
DX109	P_M_5	0.000000
DX109	P_V_2	318.567214
DX109	P_V_3	353.775602
DX113	P_INT_VALLE_F	-163.299798
DX113	P_INT_VALLE_0	-298.199985
DX113	P_M_2	0.000000
DX113	P_M_3	0.000000
DX113	P_M_4	0.000000
DX113	P_M_5	0.000000
DX113	P_V_2	318.567214
DX113	P_V_3	353.775602
DX96	P_INT_VALLE_F	-177.499798
DX96	P_INT_VALLE_0	-312.399985
DX96	P_M_2	0.000000
DX96	P_M_3	0.000000
DX96	P_M_4	0.000000
DX96	P_M_5	0.000000
DX96	P_V_2	319.902893
DX96	P_V_3	362.717549
DX100	P_INT_VALLE_F	-177.499798
DX100	P_INT_VALLE_0	-312.399985
DX100	P_M_2	0.000000
DX100	P_M_3	0.000000
DX100	P_M_4	0.000000
DX100	P_M_5	0.000000
DX100	P_V_2	319.902893
DX100	P_V_3	362.717549
DX83	P_INT_VALLE_F	-191.108127
DX83	P_INT_VALLE_0	-326.008314
DX83	P_M_2	0.000000
DX83	P_M_3	0.000000
DX83	P_M_4	0.000000
DX83	P_M_5	0.000000
DX83	P_V_2	346.498484
DX83	P_V_3	313.870498
DX87	P_INT_VALLE_F	-191.108127
DX87	P_INT_VALLE_0	-326.008314
DX87	P_M_2	0.000000
DX87	P_M_3	0.000000
DX87	P_M_4	0.000000
DX87	P_M_5	0.000000
DX87	P_V_2	346.498484
DX87	P_V_3	313.870498
DX70	P_INT_VALLE_F	-206.195627
DX70	P_INT_VALLE_0	-341.095814
DX70	P_M_2	0.000000
DX70	P_M_3	0.000000
DX70	P_M_4	0.000000
DX70	P_M_5	0.000000
DX70	P_V_2	306.393241
DX70	P_V_3	234.595157
DX74	P_INT_VALLE_F	-206.195627



Autorità Portuale di Taranto
Interventi per il dragaggio di 2,3 M m³ di sedimenti in area Molo Polisettoriale e per la realizzazione di un primo lotto della cassa di colmata funzionale all'ampliamento del V Sporgente del Porto di Taranto

Allegati alla relazione di calcolo strutturale allineamento "BC"

Data 05/2016
Rev. B
c.d.c.: C296A
514B

DX74	P_INT_VALLE_0	-341.095814
DX74	P_M_2	0.000000
DX74	P_M_3	0.000000
DX74	P_M_4	0.000000
DX74	P_M_5	0.000000
DX74	P_V_2	306.393241
DX74	P_V_3	234.595157
DX57	P_INT_VALLE_F	-220.099798
DX57	P_INT_VALLE_0	-354.999985
DX57	P_M_2	0.000000
DX57	P_M_3	0.000000
DX57	P_M_4	0.000000
DX57	P_M_5	0.000000
DX57	P_V_2	310.579451
DX57	P_V_3	287.177928
DX61	P_INT_VALLE_F	-220.099798
DX61	P_INT_VALLE_0	-354.999985
DX61	P_M_2	0.000000
DX61	P_M_3	0.000000
DX61	P_M_4	0.000000
DX61	P_M_5	0.000000
DX61	P_V_2	310.579451
DX61	P_V_3	287.177928
DX44	P_INT_VALLE_F	-234.299798
DX44	P_INT_VALLE_0	-369.199985
DX44	P_M_2	0.000000
DX44	P_M_3	0.000000
DX44	P_M_4	0.000000
DX44	P_M_5	0.000000
DX44	P_V_2	319.228499
DX44	P_V_3	290.379860
DX48	P_INT_VALLE_F	-234.299798
DX48	P_INT_VALLE_0	-369.199985
DX48	P_M_2	0.000000
DX48	P_M_3	0.000000
DX48	P_M_4	0.000000
DX48	P_M_5	0.000000
DX48	P_V_2	319.228499
DX48	P_V_3	290.379860
DX31	P_INT_VALLE_F	-248.499798
DX31	P_INT_VALLE_0	-383.399985
DX31	P_M_2	0.000000
DX31	P_M_3	0.000000
DX31	P_M_4	0.000000
DX31	P_M_5	0.000000
DX31	P_V_2	529.947313
DX31	P_V_3	430.458694
DX35	P_INT_VALLE_F	-248.499798
DX35	P_INT_VALLE_0	-383.399985
DX35	P_M_2	0.000000
DX35	P_M_3	0.000000
DX35	P_M_4	0.000000
DX35	P_M_5	0.000000
DX35	P_V_2	529.947313
DX35	P_V_3	430.458694
DX18	P_INT_VALLE_F	-262.699798
DX18	P_INT_VALLE_0	-397.599985
DX18	P_M_2	0.000000
DX18	P_M_3	0.000000
DX18	P_M_4	0.000000
DX18	P_M_5	0.000000
DX18	P_V_2	548.837669
DX18	P_V_3	632.354799
DX22	P_INT_VALLE_F	-262.699798
DX22	P_INT_VALLE_0	-397.599985
DX22	P_M_2	0.000000
DX22	P_M_3	0.000000
DX22	P_M_4	0.000000
DX22	P_M_5	0.000000
DX22	P_V_2	548.837669
DX22	P_V_3	632.354799
DX408	P_INT_VALLE_F	0.000000
DX408	P_INT_VALLE_0	0.000000
DX408	P_M_2	0.000000
DX408	P_M_3	0.000000
DX408	P_M_4	0.000000
DX408	P_M_5	0.000000
DX408	P_V_2	0.000000
DX408	P_V_3	0.000000
DX412	P_INT_VALLE_F	0.000000
DX412	P_INT_VALLE_0	0.000000

DX412	P_M_2	0.000000
DX412	P_M_3	0.000000
DX412	P_M_4	0.000000
DX412	P_M_5	0.000000
DX412	P_V_2	0.000000
DX412	P_V_3	0.000000
DX395	P_INT_VALLE_F	0.000000
DX395	P_INT_VALLE_0	0.000000
DX395	P_M_2	0.000000
DX395	P_M_3	0.000000
DX395	P_M_4	0.000000
DX395	P_M_5	0.000000
DX395	P_V_2	0.000000
DX395	P_V_3	2.026831
DX399	P_INT_VALLE_F	0.000000
DX399	P_INT_VALLE_0	0.000000
DX399	P_M_2	0.000000
DX399	P_M_3	0.000000
DX399	P_M_4	0.000000
DX399	P_M_5	0.000000
DX399	P_V_2	0.000000
DX399	P_V_3	2.026831
SX369	P_INT_MONTE_F	0.000000
SX369	P_INT_MONTE_0	14.199985
SX369	P_V_2	0.000000
SX369	P_V_3	0.000000
SX369	P_V_4	0.000000
SX369	P_V_5	0.000000
SX369	P_M_2	-31.994333
SX369	P_M_3	-10.499895
SX382	P_INT_MONTE_F	0.000000
SX382	P_INT_MONTE_0	0.000000
SX382	P_V_2	0.000000
SX382	P_V_3	0.000000
SX382	P_V_4	0.000000
SX382	P_V_5	0.000000
SX382	P_M_2	-22.239930
SX382	P_M_3	0.000000
SX373	P_INT_MONTE_F	0.000000
SX373	P_INT_MONTE_0	14.199985
SX373	P_V_2	0.000000
SX373	P_V_3	0.000000
SX373	P_V_4	0.000000
SX373	P_V_5	0.000000
SX373	P_M_2	-31.994333
SX373	P_M_3	-10.499895
SX386	P_INT_MONTE_F	0.000000
SX386	P_INT_MONTE_0	0.000000
SX386	P_V_2	0.000000
SX386	P_V_3	0.000000
SX386	P_V_4	0.000000
SX386	P_V_5	0.000000
SX386	P_M_2	-22.239930
SX386	P_M_3	0.000000
SX356	P_INT_MONTE_F	0.000000
SX356	P_INT_MONTE_0	28.399985
SX356	P_V_2	0.000000
SX356	P_V_3	0.000000
SX356	P_V_4	0.000000
SX356	P_V_5	0.000000
SX356	P_M_2	-40.819930
SX356	P_M_3	-20.000000
SX360	P_INT_MONTE_F	0.000000
SX360	P_INT_MONTE_0	28.399985
SX360	P_V_2	0.000000
SX360	P_V_3	0.000000
SX360	P_V_4	0.000000
SX360	P_V_5	0.000000
SX360	P_M_2	-40.819930
SX360	P_M_3	-20.000000
SX343	P_INT_MONTE_F	0.000000
SX343	P_INT_MONTE_0	42.599772
SX343	P_V_2	0.000000
SX343	P_V_3	0.000000
SX343	P_V_4	0.000000
SX343	P_V_5	0.000000
SX343	P_M_2	-50.667241
SX343	P_M_3	-30.599904
SX347	P_INT_MONTE_F	0.000000
SX347	P_INT_MONTE_0	42.599772
SX347	P_V_2	0.000000



SX347	P_V_3	0.000000
SX347	P_V_4	0.000000
SX347	P_V_5	0.000000
SX347	P_M_2	-50.667241
SX347	P_M_3	-30.599904
SX330	P_INT_MONTE_F	0.000000
SX330	P_INT_MONTE_0	55.912485
SX330	P_V_2	0.000000
SX330	P_V_3	0.000000
SX330	P_V_4	0.000000
SX330	P_V_5	0.000000
SX330	P_M_2	-59.864338
SX330	P_M_3	-40.499901
SX334	P_INT_MONTE_F	0.000000
SX334	P_INT_MONTE_0	55.912485
SX334	P_V_2	0.000000
SX334	P_V_3	0.000000
SX334	P_V_4	0.000000
SX334	P_V_5	0.000000
SX334	P_M_2	-59.864338
SX334	P_M_3	-40.499901
SX317	P_INT_MONTE_F	0.000000
SX317	P_INT_MONTE_0	70.999985
SX317	P_V_2	0.000000
SX317	P_V_3	0.000000
SX317	P_V_4	0.000000
SX317	P_V_5	0.000000
SX317	P_M_2	-69.061438
SX317	P_M_3	-50.399901
SX321	P_INT_MONTE_F	0.000000
SX321	P_INT_MONTE_0	70.999985
SX321	P_V_2	0.000000
SX321	P_V_3	0.000000
SX321	P_V_4	0.000000
SX321	P_V_5	0.000000
SX321	P_M_2	-69.061438
SX321	P_M_3	-50.399901
SX304	P_INT_MONTE_F	0.000000
SX304	P_INT_MONTE_0	85.199985
SX304	P_V_2	0.000000
SX304	P_V_3	0.000000
SX304	P_V_4	0.000000
SX304	P_V_5	0.000000
SX304	P_M_2	-78.258538
SX304	P_M_3	-60.299901
SX308	P_INT_MONTE_F	0.000000
SX308	P_INT_MONTE_0	85.199985
SX308	P_V_2	0.000000
SX308	P_V_3	0.000000
SX308	P_V_4	0.000000
SX308	P_V_5	0.000000
SX308	P_M_2	-78.258538
SX308	P_M_3	-60.299901
SX291	P_INT_MONTE_F	0.000000
SX291	P_INT_MONTE_0	99.399985
SX291	P_V_2	0.000000
SX291	P_V_3	0.000000
SX291	P_V_4	0.000000
SX291	P_V_5	0.000000
SX291	P_M_2	-87.455638
SX291	P_M_3	-70.199901
SX295	P_INT_MONTE_F	0.000000
SX295	P_INT_MONTE_0	99.399985
SX295	P_V_2	0.000000
SX295	P_V_3	0.000000
SX295	P_V_4	0.000000
SX295	P_V_5	0.000000
SX295	P_M_2	-87.455638
SX295	P_M_3	-70.199901
SX409	P_INT_MONTE_F	0.000000
SX409	P_INT_MONTE_0	0.000000
SX409	P_V_2	0.000000
SX409	P_V_3	0.000000
SX409	P_V_4	0.000000
SX409	P_V_5	0.000000
SX409	P_M_2	-3.629168
SX409	P_M_3	0.000000
SX278	P_INT_MONTE_F	0.000000
SX278	P_INT_MONTE_0	113.599808
SX278	P_V_2	0.000000
SX278	P_V_3	0.000000



Autorità Portuale di Taranto
Interventi per il dragaggio di 2,3 M³ di sedimenti in area Molo Polisettoriale e per la realizzazione di un primo lotto della cassa di colmata funzionale all'ampliamento del V Sporgente del Porto di Taranto

Allegati alla relazione di calcolo strutturale allineamento "BC"

Data 05/2016
Rev. B
c.d.c.: C296A
514B



SX278	P_V_4	0.000000
SX278	P_V_5	0.000000
SX278	P_M_2	-96.652738
SX278	P_M_3	-80.099901
SX282	P_INT_MONTE_F	0.000000
SX282	P_INT_MONTE_0	113.599808
SX282	P_V_2	0.000000
SX282	P_V_3	0.000000
SX282	P_V_4	0.000000
SX282	P_V_5	0.000000
SX282	P_M_2	-96.652738
SX282	P_M_3	-80.099901
SX265	P_INT_MONTE_F	0.000000
SX265	P_INT_MONTE_0	127.799985
SX265	P_V_2	0.000000
SX265	P_V_3	0.000000
SX265	P_V_4	0.000000
SX265	P_V_5	0.000000
SX265	P_M_2	-105.849838
SX265	P_M_3	-89.999901
SX269	P_INT_MONTE_F	0.000000
SX269	P_INT_MONTE_0	127.799985
SX269	P_V_2	0.000000
SX269	P_V_3	0.000000
SX269	P_V_4	0.000000
SX269	P_V_5	0.000000
SX269	P_M_2	-105.849838
SX269	P_M_3	-89.999901
SX413	P_INT_MONTE_F	0.000000
SX413	P_INT_MONTE_0	0.000000
SX413	P_V_2	0.000000
SX413	P_V_3	0.000000
SX413	P_V_4	0.000000
SX413	P_V_5	0.000000
SX413	P_M_2	-3.629168
SX413	P_M_3	0.000000
SX252	P_INT_MONTE_F	7.099798
SX252	P_INT_MONTE_0	141.999985
SX252	P_V_2	0.000000
SX252	P_V_3	0.000000
SX252	P_V_4	0.000000
SX252	P_V_5	0.000000
SX252	P_M_2	-65.489626
SX252	P_M_3	-162.683737
SX256	P_INT_MONTE_F	7.099798
SX256	P_INT_MONTE_0	141.999985
SX256	P_V_2	0.000000
SX256	P_V_3	0.000000
SX256	P_V_4	0.000000
SX256	P_V_5	0.000000
SX256	P_M_2	-65.489626
SX256	P_M_3	-162.683737
SX239	P_INT_MONTE_F	21.299798
SX239	P_INT_MONTE_0	156.199985
SX239	P_V_2	0.000000
SX239	P_V_3	0.000000
SX239	P_V_4	0.000000
SX239	P_V_5	0.000000
SX239	P_M_2	-83.153751
SX239	P_M_3	-190.033636
SX243	P_INT_MONTE_F	21.299798
SX243	P_INT_MONTE_0	156.199985
SX243	P_V_2	0.000000
SX243	P_V_3	0.000000
SX243	P_V_4	0.000000
SX243	P_V_5	0.000000
SX243	P_M_2	-83.153751
SX243	P_M_3	-190.033636
SX226	P_INT_MONTE_F	35.203970
SX226	P_INT_MONTE_0	170.104156
SX226	P_V_2	0.000000
SX226	P_V_3	0.000000
SX226	P_V_4	0.000000
SX226	P_V_5	0.000000
SX226	P_M_2	-93.117358
SX226	P_M_3	-215.562812
SX230	P_INT_MONTE_F	35.203970
SX230	P_INT_MONTE_0	170.104156
SX230	P_V_2	0.000000
SX230	P_V_3	0.000000
SX230	P_V_4	0.000000



Autorità Portuale di Taranto
Interventi per il dragaggio di 2,3 M m³ di sedimenti in area Molo Polisettoriale e per la realizzazione di un primo lotto della cassa di colmata funzionale all'ampliamento del V Sporgente del Porto di Taranto

Allegati alla relazione di calcolo strutturale allineamento "BC"

Data 05/2016
Rev. B
c.d.c.: C296A
514B



SX230	P_V_5	0.000000
SX230	P_M_2	-93.117358
SX230	P_M_3	-215.562812
SX396	P_INT_MONTE_F	0.000000
SX396	P_INT_MONTE_0	0.000000
SX396	P_V_2	0.000000
SX396	P_V_3	0.000000
SX396	P_V_4	0.000000
SX396	P_V_5	0.000000
SX396	P_M_2	-13.516151
SX396	P_M_3	0.000000
SX213	P_INT_MONTE_F	50.291470
SX213	P_INT_MONTE_0	185.191656
SX213	P_V_2	0.000000
SX213	P_V_3	0.000000
SX213	P_V_4	0.000000
SX213	P_V_5	0.000000
SX213	P_M_2	-105.338034
SX213	P_M_3	-239.316102
SX217	P_INT_MONTE_F	50.291470
SX217	P_INT_MONTE_0	185.191656
SX217	P_V_2	0.000000
SX217	P_V_3	0.000000
SX217	P_V_4	0.000000
SX217	P_V_5	0.000000
SX217	P_M_2	-105.338034
SX217	P_M_3	-239.316102
SX200	P_INT_MONTE_F	63.899798
SX200	P_INT_MONTE_0	198.799985
SX200	P_V_2	0.000000
SX200	P_V_3	0.000000
SX200	P_V_4	0.000000
SX200	P_V_5	0.000000
SX200	P_M_2	-118.783629
SX200	P_M_3	-262.415121
SX204	P_INT_MONTE_F	63.899798
SX204	P_INT_MONTE_0	198.799985
SX204	P_V_2	0.000000
SX204	P_V_3	0.000000
SX204	P_V_4	0.000000
SX204	P_V_5	0.000000
SX204	P_M_2	-118.783629
SX204	P_M_3	-262.415121
SX400	P_INT_MONTE_F	0.000000
SX400	P_INT_MONTE_0	0.000000
SX400	P_V_2	0.000000
SX400	P_V_3	0.000000
SX400	P_V_4	0.000000
SX400	P_V_5	0.000000
SX400	P_M_2	-13.516151
SX400	P_M_3	0.000000
SX187	P_INT_MONTE_F	78.099798
SX187	P_INT_MONTE_0	212.999985
SX187	P_V_2	0.000000
SX187	P_V_3	0.000000
SX187	P_V_4	0.000000
SX187	P_V_5	0.000000
SX187	P_M_2	-132.958155
SX187	P_M_3	-283.709001
SX191	P_INT_MONTE_F	78.099798
SX191	P_INT_MONTE_0	212.999985
SX191	P_V_2	0.000000
SX191	P_V_3	0.000000
SX191	P_V_4	0.000000
SX191	P_V_5	0.000000
SX191	P_M_2	-132.958155
SX191	P_M_3	-283.709001
SX174	P_INT_MONTE_F	92.299798
SX174	P_INT_MONTE_0	227.199985
SX174	P_V_2	0.000000
SX174	P_V_3	0.000000
SX174	P_V_4	0.000000
SX174	P_V_5	0.000000
SX174	P_M_2	-147.626515
SX174	P_M_3	-304.200053
SX178	P_INT_MONTE_F	92.299798
SX178	P_INT_MONTE_0	227.199985
SX178	P_V_2	0.000000
SX178	P_V_3	0.000000
SX178	P_V_4	0.000000
SX178	P_V_5	0.000000



Autorità Portuale di Taranto
 Interventi per il dragaggio di 2,3 M³ di sedimenti in area Molo Polisettoriale e per la realizzazione di un primo lotto della cassa di colmata funzionale all'ampliamento del V Sporgente del Porto di Taranto

Allegati alla relazione di calcolo strutturale allineamento "BC"

Data 05/2016
 Rev. B
 c.d.c.: C296A
 514B

SX178	P_M_2	-147.626515
SX178	P_M_3	-304.200053
SX161	P_INT_MONTE_F	106.499798
SX161	P_INT_MONTE_0	240.512485
SX161	P_V_2	0.000000
SX161	P_V_3	0.000000
SX161	P_V_4	0.000000
SX161	P_V_5	0.000000
SX161	P_M_2	-163.086649
SX161	P_M_3	-323.042081
SX165	P_INT_MONTE_F	106.499798
SX165	P_INT_MONTE_0	240.512485
SX165	P_V_2	0.000000
SX165	P_V_3	0.000000
SX165	P_V_4	0.000000
SX165	P_V_5	0.000000
SX165	P_M_2	-163.086649
SX165	P_M_3	-323.042081
SX148	P_INT_MONTE_F	120.699600
SX148	P_INT_MONTE_0	255.599786
SX148	P_V_2	0.000000
SX148	P_V_3	0.000000
SX148	P_V_4	0.000000
SX148	P_V_5	0.000000
SX148	P_M_2	-179.018581
SX148	P_M_3	-341.064704
SX152	P_INT_MONTE_F	120.699600
SX152	P_INT_MONTE_0	255.599786
SX152	P_V_2	0.000000
SX152	P_V_3	0.000000
SX152	P_V_4	0.000000
SX152	P_V_5	0.000000
SX152	P_M_2	-179.018581
SX152	P_M_3	-341.064704
SX135	P_INT_MONTE_F	134.899798
SX135	P_INT_MONTE_0	270.687485
SX135	P_V_2	0.000000
SX135	P_V_3	0.000000
SX135	P_V_4	0.000000
SX135	P_V_5	0.000000
SX135	P_M_2	-195.710135
SX135	P_M_3	-357.611990
SX139	P_INT_MONTE_F	134.899798
SX139	P_INT_MONTE_0	270.687485
SX139	P_V_2	0.000000
SX139	P_V_3	0.000000
SX139	P_V_4	0.000000
SX139	P_V_5	0.000000
SX139	P_M_2	-195.710135
SX139	P_M_3	-357.611990
SX122	P_INT_MONTE_F	149.099798
SX122	P_INT_MONTE_0	283.999985
SX122	P_V_2	0.000000
SX122	P_V_3	0.000000
SX122	P_V_4	0.000000
SX122	P_V_5	0.000000
SX122	P_M_2	-213.026352
SX122	P_M_3	-373.280101
SX126	P_INT_MONTE_F	149.099798
SX126	P_INT_MONTE_0	283.999985
SX126	P_V_2	0.000000
SX126	P_V_3	0.000000
SX126	P_V_4	0.000000
SX126	P_V_5	0.000000
SX126	P_M_2	-213.026352
SX126	P_M_3	-373.280101
SX109	P_INT_MONTE_F	163.299798
SX109	P_INT_MONTE_0	298.199985
SX109	P_V_2	0.000000
SX109	P_V_3	0.000000
SX109	P_V_4	0.000000
SX109	P_V_5	0.000000
SX109	P_M_2	-230.603201
SX109	P_M_3	-388.979666
SX113	P_INT_MONTE_F	163.299798
SX113	P_INT_MONTE_0	298.199985
SX113	P_V_2	0.000000
SX113	P_V_3	0.000000
SX113	P_V_4	0.000000
SX113	P_V_5	0.000000
SX113	P_M_2	-230.603201

SX113	P_M_3	-388.979666
SX96	P_INT_MONTE_F	177.499798
SX96	P_INT_MONTE_0	312.399985
SX96	P_V_2	0.000000
SX96	P_V_3	0.000000
SX96	P_V_4	0.000000
SX96	P_V_5	0.000000
SX96	P_M_2	-248.065428
SX96	P_M_3	-408.160694
SX100	P_INT_MONTE_F	177.499798
SX100	P_INT_MONTE_0	312.399985
SX100	P_V_2	0.000000
SX100	P_V_3	0.000000
SX100	P_V_4	0.000000
SX100	P_V_5	0.000000
SX100	P_M_2	-248.065428
SX100	P_M_3	-408.160694
SX83	P_INT_MONTE_F	191.108127
SX83	P_INT_MONTE_0	326.008314
SX83	P_V_2	0.000000
SX83	P_V_3	0.000000
SX83	P_V_4	0.000000
SX83	P_V_5	0.000000
SX83	P_M_2	-264.374755
SX83	P_M_3	-540.369100
SX87	P_INT_MONTE_F	191.108127
SX87	P_INT_MONTE_0	326.008314
SX87	P_V_2	0.000000
SX87	P_V_3	0.000000
SX87	P_V_4	0.000000
SX87	P_V_5	0.000000
SX87	P_M_2	-264.374755
SX87	P_M_3	-540.369100
SX70	P_INT_MONTE_F	206.195627
SX70	P_INT_MONTE_0	341.095814
SX70	P_V_2	0.000000
SX70	P_V_3	0.000000
SX70	P_V_4	0.000000
SX70	P_V_5	0.000000
SX70	P_M_2	-274.026543
SX70	P_M_3	-415.849045
SX74	P_INT_MONTE_F	206.195627
SX74	P_INT_MONTE_0	341.095814
SX74	P_V_2	0.000000
SX74	P_V_3	0.000000
SX74	P_V_4	0.000000
SX74	P_V_5	0.000000
SX74	P_M_2	-274.026543
SX74	P_M_3	-415.849045
SX57	P_INT_MONTE_F	220.099798
SX57	P_INT_MONTE_0	354.999985
SX57	P_V_2	0.000000
SX57	P_V_3	0.000000
SX57	P_V_4	0.000000
SX57	P_V_5	0.000000
SX57	P_M_2	-285.725501
SX57	P_M_3	-395.557781
SX61	P_INT_MONTE_F	220.099798
SX61	P_INT_MONTE_0	354.999985
SX61	P_V_2	0.000000
SX61	P_V_3	0.000000
SX61	P_V_4	0.000000
SX61	P_V_5	0.000000
SX61	P_M_2	-285.725501
SX61	P_M_3	-395.557781
SX44	P_INT_MONTE_F	234.299798
SX44	P_INT_MONTE_0	369.199985
SX44	P_V_2	0.000000
SX44	P_V_3	0.000000
SX44	P_V_4	0.000000
SX44	P_V_5	0.000000
SX44	P_M_2	-259.999900
SX44	P_M_3	-429.768599
SX48	P_INT_MONTE_F	234.299798
SX48	P_INT_MONTE_0	369.199985
SX48	P_V_2	0.000000
SX48	P_V_3	0.000000
SX48	P_V_4	0.000000
SX48	P_V_5	0.000000
SX48	P_M_2	-259.999900
SX48	P_M_3	-429.768599

SX31	P_INT_MONTE_F	248.499798
SX31	P_INT_MONTE_0	383.399985
SX31	P_V_2	0.000000
SX31	P_V_3	0.000000
SX31	P_V_4	0.000000
SX31	P_V_5	0.000000
SX31	P_M_2	-518.619713
SX31	P_M_3	-634.548445
SX35	P_INT_MONTE_F	248.499798
SX35	P_INT_MONTE_0	383.399985
SX35	P_V_2	0.000000
SX35	P_V_3	0.000000
SX35	P_V_4	0.000000
SX35	P_V_5	0.000000
SX35	P_M_2	-518.619713
SX35	P_M_3	-634.548445
SX18	P_INT_MONTE_F	262.699798
SX18	P_INT_MONTE_0	397.599985
SX18	P_V_2	0.000000
SX18	P_V_3	0.000000
SX18	P_V_4	0.000000
SX18	P_V_5	0.000000
SX18	P_M_2	-641.472023
SX18	P_M_3	-637.198756
SX22	P_INT_MONTE_F	262.699798
SX22	P_INT_MONTE_0	397.599985
SX22	P_V_2	0.000000
SX22	P_V_3	0.000000
SX22	P_V_4	0.000000
SX22	P_V_5	0.000000
SX22	P_M_2	-641.472023
SX22	P_M_3	-637.198756
DX376	P_INT_VALLE_F	0.000000
DX376	P_INT_VALLE_0	-14.199985
DX376	P_M_2	0.000000
DX376	P_M_3	0.000000
DX376	P_M_4	0.000000
DX376	P_M_5	0.000000
DX376	P_V_2	0.000000
DX376	P_V_3	20.041383
DX389	P_INT_VALLE_F	0.000000
DX389	P_INT_VALLE_0	0.000000
DX389	P_M_2	0.000000
DX389	P_M_3	0.000000
DX389	P_M_4	0.000000
DX389	P_M_5	0.000000
DX389	P_V_2	0.000000
DX389	P_V_3	-1.336258
DX363	P_INT_VALLE_F	0.000000
DX363	P_INT_VALLE_0	-28.399985
DX363	P_M_2	0.000000
DX363	P_M_3	0.000000
DX363	P_M_4	0.000000
DX363	P_M_5	0.000000
DX363	P_V_2	0.000000
DX363	P_V_3	39.041518
DX350	P_INT_VALLE_F	0.000000
DX350	P_INT_VALLE_0	-42.599772
DX350	P_M_2	0.000000
DX350	P_M_3	0.000000
DX350	P_M_4	0.000000
DX350	P_M_5	0.000000
DX350	P_V_2	0.599904
DX350	P_V_3	58.828495
DX337	P_INT_VALLE_F	0.000000
DX337	P_INT_VALLE_0	-55.912485
DX337	P_M_2	0.000000
DX337	P_M_3	0.000000
DX337	P_M_4	0.000000
DX337	P_M_5	0.000000
DX337	P_V_2	10.499901
DX337	P_V_3	77.465824
DX324	P_INT_VALLE_F	0.000000
DX324	P_INT_VALLE_0	-70.999985
DX324	P_M_2	0.000000
DX324	P_M_3	0.000000
DX324	P_M_4	0.000000
DX324	P_M_5	0.000000
DX324	P_V_2	20.399901
DX324	P_V_3	85.417994
DX311	P_INT_VALLE_F	0.000000

DX311	P_INT_VALLE_0	-85.199985
DX311	P_M_2	0.000000
DX311	P_M_3	0.000000
DX311	P_M_4	0.000000
DX311	P_M_5	0.000000
DX311	P_V_2	30.299901
DX311	P_V_3	102.105038
DX298	P_INT_VALLE_F	0.000000
DX298	P_INT_VALLE_0	-99.399985
DX298	P_M_2	0.000000
DX298	P_M_3	0.000000
DX298	P_M_4	0.000000
DX298	P_M_5	0.000000
DX298	P_V_2	40.199901
DX298	P_V_3	114.184107
DX285	P_INT_VALLE_F	0.000000
DX285	P_INT_VALLE_0	-113.599808
DX285	P_M_2	0.000000
DX285	P_M_3	0.000000
DX285	P_M_4	0.000000
DX285	P_M_5	0.000000
DX285	P_V_2	50.099901
DX285	P_V_3	113.572079
DX272	P_INT_VALLE_F	0.000000
DX272	P_INT_VALLE_0	-127.799985
DX272	P_M_2	0.000000
DX272	P_M_3	0.000000
DX272	P_M_4	0.000000
DX272	P_M_5	0.000000
DX272	P_V_2	59.999901
DX272	P_V_3	153.850648
DX259	P_INT_VALLE_F	-7.099798
DX259	P_INT_VALLE_0	-141.999985
DX259	P_M_2	0.000000
DX259	P_M_3	0.000000
DX259	P_M_4	0.000000
DX259	P_M_5	0.000000
DX259	P_V_2	111.594352
DX259	P_V_3	147.738384
DX246	P_INT_VALLE_F	-21.299798
DX246	P_INT_VALLE_0	-156.199985
DX246	P_M_2	0.000000
DX246	P_M_3	0.000000
DX246	P_M_4	0.000000
DX246	P_M_5	0.000000
DX246	P_V_2	142.858131
DX246	P_V_3	164.077251
DX233	P_INT_VALLE_F	-35.203970
DX233	P_INT_VALLE_0	-170.104156
DX233	P_M_2	0.000000
DX233	P_M_3	0.000000
DX233	P_M_4	0.000000
DX233	P_M_5	0.000000
DX233	P_V_2	172.150859
DX233	P_V_3	182.008534
DX220	P_INT_VALLE_F	-50.291470
DX220	P_INT_VALLE_0	-185.191656
DX220	P_M_2	0.000000
DX220	P_M_3	0.000000
DX220	P_M_4	0.000000
DX220	P_M_5	0.000000
DX220	P_V_2	195.065490
DX220	P_V_3	198.386158
DX207	P_INT_VALLE_F	-63.899798
DX207	P_INT_VALLE_0	-198.799985
DX207	P_M_2	0.000000
DX207	P_M_3	0.000000
DX207	P_M_4	0.000000
DX207	P_M_5	0.000000
DX207	P_V_2	217.123688
DX207	P_V_3	219.983379
DX194	P_INT_VALLE_F	-78.099798
DX194	P_INT_VALLE_0	-212.999985
DX194	P_M_2	0.000000
DX194	P_M_3	0.000000
DX194	P_M_4	0.000000
DX194	P_M_5	0.000000
DX194	P_V_2	237.777727
DX194	P_V_3	241.738301
DX181	P_INT_VALLE_F	-92.299798
DX181	P_INT_VALLE_0	-227.199985

DX181	P_M_2	0.000000
DX181	P_M_3	0.000000
DX181	P_M_4	0.000000
DX181	P_M_5	0.000000
DX181	P_V_2	257.564303
DX181	P_V_3	262.790194
DX168	P_INT_VALLE_F	-106.499798
DX168	P_INT_VALLE_0	-240.512485
DX168	P_M_2	0.000000
DX168	P_M_3	0.000000
DX168	P_M_4	0.000000
DX168	P_M_5	0.000000
DX168	P_V_2	276.175991
DX168	P_V_3	282.973639
DX155	P_INT_VALLE_F	-120.699600
DX155	P_INT_VALLE_0	-255.599786
DX155	P_M_2	0.000000
DX155	P_M_3	0.000000
DX155	P_M_4	0.000000
DX155	P_M_5	0.000000
DX155	P_V_2	293.082857
DX155	P_V_3	302.801779
DX142	P_INT_VALLE_F	-134.899798
DX142	P_INT_VALLE_0	-270.687485
DX142	P_M_2	0.000000
DX142	P_M_3	0.000000
DX142	P_M_4	0.000000
DX142	P_M_5	0.000000
DX142	P_V_2	307.851004
DX142	P_V_3	321.092873
DX129	P_INT_VALLE_F	-149.099798
DX129	P_INT_VALLE_0	-283.999985
DX129	P_M_2	0.000000
DX129	P_M_3	0.000000
DX129	P_M_4	0.000000
DX129	P_M_5	0.000000
DX129	P_V_2	316.376766
DX129	P_V_3	338.715888
DX116	P_INT_VALLE_F	-163.299798
DX116	P_INT_VALLE_0	-298.199985
DX116	P_M_2	0.000000
DX116	P_M_3	0.000000
DX116	P_M_4	0.000000
DX116	P_M_5	0.000000
DX116	P_V_2	318.567214
DX116	P_V_3	353.775602
DX103	P_INT_VALLE_F	-177.499798
DX103	P_INT_VALLE_0	-312.399985
DX103	P_M_2	0.000000
DX103	P_M_3	0.000000
DX103	P_M_4	0.000000
DX103	P_M_5	0.000000
DX103	P_V_2	319.902893
DX103	P_V_3	362.717549
DX90	P_INT_VALLE_F	-191.108127
DX90	P_INT_VALLE_0	-326.008314
DX90	P_M_2	0.000000
DX90	P_M_3	0.000000
DX90	P_M_4	0.000000
DX90	P_M_5	0.000000
DX90	P_V_2	346.498484
DX90	P_V_3	313.870498
DX77	P_INT_VALLE_F	-206.195627
DX77	P_INT_VALLE_0	-341.095814
DX77	P_M_2	0.000000
DX77	P_M_3	0.000000
DX77	P_M_4	0.000000
DX77	P_M_5	0.000000
DX77	P_V_2	306.393241
DX77	P_V_3	234.595157
DX64	P_INT_VALLE_F	-220.099798
DX64	P_INT_VALLE_0	-354.999985
DX64	P_M_2	0.000000
DX64	P_M_3	0.000000
DX64	P_M_4	0.000000
DX64	P_M_5	0.000000
DX64	P_V_2	310.579451
DX64	P_V_3	287.177928
DX51	P_INT_VALLE_F	-234.299798
DX51	P_INT_VALLE_0	-369.199985
DX51	P_M_2	0.000000



DX51	P_M_3	0.000000
DX51	P_M_4	0.000000
DX51	P_M_5	0.000000
DX51	P_V_2	319.228499
DX51	P_V_3	290.379860
DX38	P_INT_VALLE_F	-248.499798
DX38	P_INT_VALLE_0	-383.399985
DX38	P_M_2	0.000000
DX38	P_M_3	0.000000
DX38	P_M_4	0.000000
DX38	P_M_5	0.000000
DX38	P_V_2	529.947313
DX38	P_V_3	430.458694
DX25	P_INT_VALLE_F	-262.699798
DX25	P_INT_VALLE_0	-397.599985
DX25	P_M_2	0.000000
DX25	P_M_3	0.000000
DX25	P_M_4	0.000000
DX25	P_M_5	0.000000
DX25	P_V_2	548.837669
DX25	P_V_3	632.354799
DX402	P_INT_VALLE_F	0.000000
DX402	P_INT_VALLE_0	0.000000
DX402	P_M_2	0.000000
DX402	P_M_3	0.000000
DX402	P_M_4	0.000000
DX402	P_M_5	0.000000
DX402	P_V_2	0.000000
DX402	P_V_3	2.026831
DX415	P_INT_VALLE_F	0.000000
DX415	P_INT_VALLE_0	0.000000
DX415	P_M_2	0.000000
DX415	P_M_3	0.000000
DX415	P_M_4	0.000000
DX415	P_M_5	0.000000
DX415	P_V_2	0.000000
DX415	P_V_3	0.000000
DX366	P_INT_VALLE_F	0.000000
DX366	P_INT_VALLE_0	-14.199985
DX366	P_M_2	0.000000
DX366	P_M_3	0.000000
DX366	P_M_4	0.000000
DX366	P_M_5	0.000000
DX366	P_V_2	0.000000
DX366	P_V_3	20.041383
DX379	P_INT_VALLE_F	0.000000
DX379	P_INT_VALLE_0	0.000000
DX379	P_M_2	0.000000
DX379	P_M_3	0.000000
DX379	P_M_4	0.000000
DX379	P_M_5	0.000000
DX379	P_V_2	0.000000
DX379	P_V_3	-1.336258
DX353	P_INT_VALLE_F	0.000000
DX353	P_INT_VALLE_0	-28.399985
DX353	P_M_2	0.000000
DX353	P_M_3	0.000000
DX353	P_M_4	0.000000
DX353	P_M_5	0.000000
DX353	P_V_2	0.000000
DX353	P_V_3	39.041518
DX340	P_INT_VALLE_F	0.000000
DX340	P_INT_VALLE_0	-42.599772
DX340	P_M_2	0.000000
DX340	P_M_3	0.000000
DX340	P_M_4	0.000000
DX340	P_M_5	0.000000
DX340	P_V_2	0.599904
DX340	P_V_3	58.828495
DX327	P_INT_VALLE_F	0.000000
DX327	P_INT_VALLE_0	-55.912485
DX327	P_M_2	0.000000
DX327	P_M_3	0.000000
DX327	P_M_4	0.000000
DX327	P_M_5	0.000000
DX327	P_V_2	10.499901
DX327	P_V_3	77.465824
DX314	P_INT_VALLE_F	0.000000
DX314	P_INT_VALLE_0	-70.999985
DX314	P_M_2	0.000000
DX314	P_M_3	0.000000



Autorità Portuale di Taranto
Interventi per il dragaggio di 2,3 M m³ di sedimenti in area Molo Polisettoriale e per la realizzazione di un primo lotto della cassa di colmata funzionale all'ampliamento del V Sporgente del Porto di Taranto

Allegati alla relazione di calcolo strutturale allineamento "BC"

Data 05/2016
Rev. B
c.d.c.: C296A
514B



DX314	P_M_4	0.000000
DX314	P_M_5	0.000000
DX314	P_V_2	20.399901
DX314	P_V_3	85.417994
DX301	P_INT_VALLE_F	0.000000
DX301	P_INT_VALLE_0	-85.199985
DX301	P_M_2	0.000000
DX301	P_M_3	0.000000
DX301	P_M_4	0.000000
DX301	P_M_5	0.000000
DX301	P_V_2	30.299901
DX301	P_V_3	102.105038
DX288	P_INT_VALLE_F	0.000000
DX288	P_INT_VALLE_0	-99.399985
DX288	P_M_2	0.000000
DX288	P_M_3	0.000000
DX288	P_M_4	0.000000
DX288	P_M_5	0.000000
DX288	P_V_2	40.199901
DX288	P_V_3	114.184107
DX275	P_INT_VALLE_F	0.000000
DX275	P_INT_VALLE_0	-113.599808
DX275	P_M_2	0.000000
DX275	P_M_3	0.000000
DX275	P_M_4	0.000000
DX275	P_M_5	0.000000
DX275	P_V_2	50.099901
DX275	P_V_3	113.572079
DX262	P_INT_VALLE_F	0.000000
DX262	P_INT_VALLE_0	-127.799985
DX262	P_M_2	0.000000
DX262	P_M_3	0.000000
DX262	P_M_4	0.000000
DX262	P_M_5	0.000000
DX262	P_V_2	59.999901
DX262	P_V_3	153.850648
DX249	P_INT_VALLE_F	-7.099798
DX249	P_INT_VALLE_0	-141.999985
DX249	P_M_2	0.000000
DX249	P_M_3	0.000000
DX249	P_M_4	0.000000
DX249	P_M_5	0.000000
DX249	P_V_2	111.594352
DX249	P_V_3	147.738384
DX236	P_INT_VALLE_F	-21.299798
DX236	P_INT_VALLE_0	-156.199985
DX236	P_M_2	0.000000
DX236	P_M_3	0.000000
DX236	P_M_4	0.000000
DX236	P_M_5	0.000000
DX236	P_V_2	142.858131
DX236	P_V_3	164.077251
DX223	P_INT_VALLE_F	-35.203970
DX223	P_INT_VALLE_0	-170.104156
DX223	P_M_2	0.000000
DX223	P_M_3	0.000000
DX223	P_M_4	0.000000
DX223	P_M_5	0.000000
DX223	P_V_2	172.150859
DX223	P_V_3	182.008534
DX210	P_INT_VALLE_F	-50.291470
DX210	P_INT_VALLE_0	-185.191656
DX210	P_M_2	0.000000
DX210	P_M_3	0.000000
DX210	P_M_4	0.000000
DX210	P_M_5	0.000000
DX210	P_V_2	195.065490
DX210	P_V_3	198.386158
DX197	P_INT_VALLE_F	-63.899798
DX197	P_INT_VALLE_0	-198.799985
DX197	P_M_2	0.000000
DX197	P_M_3	0.000000
DX197	P_M_4	0.000000
DX197	P_M_5	0.000000
DX197	P_V_2	217.123688
DX197	P_V_3	219.983379
DX184	P_INT_VALLE_F	-78.099798
DX184	P_INT_VALLE_0	-212.999985
DX184	P_M_2	0.000000
DX184	P_M_3	0.000000
DX184	P_M_4	0.000000



Autorità Portuale di Taranto
Interventi per il dragaggio di 2,3 M m³ di sedimenti in area Molo Polisettoriale e per la realizzazione di un primo lotto della cassa di colmata funzionale all'ampliamento del V Sporgente del Porto di Taranto

Allegati alla relazione di calcolo strutturale allineamento "BC"

Data 05/2016
Rev. B
c.d.c.: C296A
514B



DX184	P_M_5	0.000000
DX184	P_V_2	237.777727
DX184	P_V_3	241.738301
DX171	P_INT_VALLE_F	-92.299798
DX171	P_INT_VALLE_0	-227.199985
DX171	P_M_2	0.000000
DX171	P_M_3	0.000000
DX171	P_M_4	0.000000
DX171	P_M_5	0.000000
DX171	P_V_2	257.564303
DX171	P_V_3	262.790194
DX158	P_INT_VALLE_F	-106.499798
DX158	P_INT_VALLE_0	-240.512485
DX158	P_M_2	0.000000
DX158	P_M_3	0.000000
DX158	P_M_4	0.000000
DX158	P_M_5	0.000000
DX158	P_V_2	276.175991
DX158	P_V_3	282.973639
DX145	P_INT_VALLE_F	-120.699600
DX145	P_INT_VALLE_0	-255.599786
DX145	P_M_2	0.000000
DX145	P_M_3	0.000000
DX145	P_M_4	0.000000
DX145	P_M_5	0.000000
DX145	P_V_2	293.082857
DX145	P_V_3	302.801779
DX132	P_INT_VALLE_F	-134.899798
DX132	P_INT_VALLE_0	-270.687485
DX132	P_M_2	0.000000
DX132	P_M_3	0.000000
DX132	P_M_4	0.000000
DX132	P_M_5	0.000000
DX132	P_V_2	307.851004
DX132	P_V_3	321.092873
DX119	P_INT_VALLE_F	-149.099798
DX119	P_INT_VALLE_0	-283.999985
DX119	P_M_2	0.000000
DX119	P_M_3	0.000000
DX119	P_M_4	0.000000
DX119	P_M_5	0.000000
DX119	P_V_2	316.376766
DX119	P_V_3	338.715888
DX106	P_INT_VALLE_F	-163.299798
DX106	P_INT_VALLE_0	-298.199985
DX106	P_M_2	0.000000
DX106	P_M_3	0.000000
DX106	P_M_4	0.000000
DX106	P_M_5	0.000000
DX106	P_V_2	318.567214
DX106	P_V_3	353.775602
DX93	P_INT_VALLE_F	-177.499798
DX93	P_INT_VALLE_0	-312.399985
DX93	P_M_2	0.000000
DX93	P_M_3	0.000000
DX93	P_M_4	0.000000
DX93	P_M_5	0.000000
DX93	P_V_2	319.902893
DX93	P_V_3	362.717549
DX80	P_INT_VALLE_F	-191.108127
DX80	P_INT_VALLE_0	-326.008314
DX80	P_M_2	0.000000
DX80	P_M_3	0.000000
DX80	P_M_4	0.000000
DX80	P_M_5	0.000000
DX80	P_V_2	346.498484
DX80	P_V_3	313.870498
DX67	P_INT_VALLE_F	-206.195627
DX67	P_INT_VALLE_0	-341.095814
DX67	P_M_2	0.000000
DX67	P_M_3	0.000000
DX67	P_M_4	0.000000
DX67	P_M_5	0.000000
DX67	P_V_2	306.393241
DX67	P_V_3	234.595157
DX54	P_INT_VALLE_F	-220.099798
DX54	P_INT_VALLE_0	-354.999985
DX54	P_M_2	0.000000
DX54	P_M_3	0.000000
DX54	P_M_4	0.000000
DX54	P_M_5	0.000000



Autorità Portuale di Taranto
 Interventi per il dragaggio di 2,3 M³ di sedimenti in area Molo Polisettoriale e per la realizzazione di un primo lotto della cassa di colmata funzionale all'ampliamento del V Sporgente del Porto di Taranto

Allegati alla relazione di calcolo strutturale allineamento "BC"

Data 05/2016
 Rev. B
 c.d.c.: C296A
 514B

DX54	P_V_2	310.579451
DX54	P_V_3	287.177928
DX41	P_INT_VALLE_F	-234.299798
DX41	P_INT_VALLE_0	-369.199985
DX41	P_M_2	0.000000
DX41	P_M_3	0.000000
DX41	P_M_4	0.000000
DX41	P_M_5	0.000000
DX41	P_V_2	319.228499
DX41	P_V_3	290.379860
DX28	P_INT_VALLE_F	-248.499798
DX28	P_INT_VALLE_0	-383.399985
DX28	P_M_2	0.000000
DX28	P_M_3	0.000000
DX28	P_M_4	0.000000
DX28	P_M_5	0.000000
DX28	P_V_2	529.947313
DX28	P_V_3	430.458694
DX15	P_INT_VALLE_F	-262.699798
DX15	P_INT_VALLE_0	-397.599985
DX15	P_M_2	0.000000
DX15	P_M_3	0.000000
DX15	P_M_4	0.000000
DX15	P_M_5	0.000000
DX15	P_V_2	548.837669
DX15	P_V_3	632.354799
DX392	P_INT_VALLE_F	0.000000
DX392	P_INT_VALLE_0	0.000000
DX392	P_M_2	0.000000
DX392	P_M_3	0.000000
DX392	P_M_4	0.000000
DX392	P_M_5	0.000000
DX392	P_V_2	0.000000
DX392	P_V_3	2.026831
DX405	P_INT_VALLE_F	0.000000
DX405	P_INT_VALLE_0	0.000000
DX405	P_M_2	0.000000
DX405	P_M_3	0.000000
DX405	P_M_4	0.000000
DX405	P_M_5	0.000000
DX405	P_V_2	0.000000
DX405	P_V_3	0.000000

Table: Joint Pattern Definitions

Pattern

P_M_1
P_V_1
P_INT_MONTE_F
P_INT_VALLE_F
P_M_2
P_V_2
P_V_3
P_M_3
P_INT_MONTE_0
P_INT_VALLE_0
P_M_4
P_M_5
P_V_4
P_V_5

Table: Link Local Axes Assignments 1 - Typical

Link	Angle Degrees	AdvanceAxes
1	-180.000	No
2	-180.000	No
3	-180.000	No
4	-180.000	No
5	-180.000	No
6	-180.000	No
7	-180.000	No
8	-180.000	No
9	-180.000	No
10	-180.000	No
11	-180.000	No



Autorità Portuale di Taranto
Interventi per il dragaggio di 2,3 M³ di sedimenti in area Molo Polisettoriale e per la realizzazione di un primo lotto della cassa di colmata funzionale all'ampliamento del V Sporgente del Porto di Taranto

Allegati alla relazione di calcolo strutturale allineamento "BC"

Data 05/2016
Rev. B
c.d.c.: C296A
514B



12	-180.000	No
13	-180.000	No
14	-180.000	No
15	-180.000	No
16	-180.000	No
17	-180.000	No
18	-180.000	No
19	-180.000	No
20	-180.000	No
21	-180.000	No
22	-180.000	No
23	-180.000	No
24	-180.000	No
25	-180.000	No
26	-180.000	No
27	-180.000	No
28	-180.000	No
29	-180.000	No
30	-180.000	No
31	-180.000	No
77	-180.000	No
78	-180.000	No
79	-180.000	No
80	-180.000	No
83	-180.000	No
84	-180.000	No
87	-180.000	No
88	-180.000	No
90	-180.000	No
93	-180.000	No
94	-180.000	No
96	-180.000	No
98	-180.000	No
99	-180.000	No
102	-180.000	No
105	-180.000	No
106	-180.000	No
109	-180.000	No
111	-180.000	No
112	-180.000	No
114	-180.000	No
116	-180.000	No
119	-180.000	No
121	-180.000	No
122	-180.000	No
124	-180.000	No
127	-180.000	No
129	-180.000	No
130	-180.000	No
132	-180.000	No
135	-180.000	No

Table: Link Property Assignments

Link	LinkType	LinkJoints	LinkProp	LinkFDProp	
1	MultiLinear	Elastic	SingleJoint	molle	None
2	MultiLinear	Elastic	SingleJoint	molle	None
3	MultiLinear	Elastic	SingleJoint	molle	None
4	MultiLinear	Elastic	SingleJoint	molle	None
5	MultiLinear	Elastic	SingleJoint	molle	None
6	MultiLinear	Elastic	SingleJoint	molle	None
7	MultiLinear	Elastic	SingleJoint	molle	None
8	MultiLinear	Elastic	SingleJoint	molle	None
9	MultiLinear	Elastic	SingleJoint	molle	None
10	MultiLinear	Elastic	SingleJoint	molle	None
11	MultiLinear	Elastic	SingleJoint	molle	None
12	MultiLinear	Elastic	SingleJoint	molle	None
13	MultiLinear	Elastic	SingleJoint	molle	None
14	MultiLinear	Elastic	SingleJoint	molle	None
15	MultiLinear	Elastic	SingleJoint	molle	None
16	MultiLinear	Elastic	SingleJoint	molle	None
17	MultiLinear	Elastic	SingleJoint	molle	None
18	MultiLinear	Elastic	SingleJoint	molle	None
19	MultiLinear	Elastic	SingleJoint	molle	None
20	MultiLinear	Elastic	SingleJoint	molle	None
21	MultiLinear	Elastic	SingleJoint	molle	None
22	MultiLinear	Elastic	SingleJoint	molle	None
23	MultiLinear	Elastic	SingleJoint	molle	None



Autorità Portuale di Taranto
 Interventi per il dragaggio di 2,3 M³ di sedimenti in area Molo Polisettoriale e per la realizzazione di un primo lotto della cassa di colmata funzionale all'ampliamento del V Sporgente del Porto di Taranto

Allegati alla relazione di calcolo strutturale allineamento "BC"

Data 05/2016
 Rev. B
 c.d.c.: C296A
 514B

24	MultiLinear	Elastic	SingleJoint	molle	None
25	MultiLinear	Elastic	SingleJoint	molle	None
26	MultiLinear	Elastic	SingleJoint	molle	None
27	MultiLinear	Elastic	SingleJoint	molle	None
28	MultiLinear	Elastic	SingleJoint	molle	None
29	MultiLinear	Elastic	SingleJoint	molle	None
30	MultiLinear	Elastic	SingleJoint	molle	None
31	MultiLinear	Elastic	SingleJoint	molle	None
38	MultiLinear	Elastic	SingleJoint	molle	None
39	MultiLinear	Elastic	SingleJoint	molle	None
40	MultiLinear	Elastic	SingleJoint	molle	None
41	MultiLinear	Elastic	SingleJoint	molle	None
42	MultiLinear	Elastic	SingleJoint	molle	None
43	MultiLinear	Elastic	SingleJoint	molle	None
44	MultiLinear	Elastic	SingleJoint	molle	None
45	MultiLinear	Elastic	SingleJoint	molle	None
46	MultiLinear	Elastic	SingleJoint	molle	None
47	MultiLinear	Elastic	SingleJoint	molle	None
48	MultiLinear	Elastic	SingleJoint	molle	None
49	MultiLinear	Elastic	SingleJoint	molle	None
50	MultiLinear	Elastic	SingleJoint	molle	None
51	MultiLinear	Elastic	SingleJoint	molle	None
52	MultiLinear	Elastic	SingleJoint	molle	None
53	MultiLinear	Elastic	SingleJoint	molle	None
54	MultiLinear	Elastic	SingleJoint	molle	None
55	MultiLinear	Elastic	SingleJoint	molle	None
56	MultiLinear	Elastic	SingleJoint	molle	None
57	MultiLinear	Elastic	SingleJoint	molle	None
58	MultiLinear	Elastic	SingleJoint	molle	None
59	MultiLinear	Elastic	SingleJoint	molle	None
60	MultiLinear	Elastic	SingleJoint	molle	None
61	MultiLinear	Elastic	SingleJoint	molle	None
62	MultiLinear	Elastic	SingleJoint	molle	None
63	MultiLinear	Elastic	SingleJoint	molle	None
64	MultiLinear	Elastic	SingleJoint	molle	None
65	MultiLinear	Elastic	SingleJoint	molle	None
66	MultiLinear	Elastic	SingleJoint	molle	None
67	MultiLinear	Elastic	SingleJoint	molle	None
68	MultiLinear	Elastic	SingleJoint	molle	None
72	MultiLinear	Elastic	SingleJoint	molle	None
73	MultiLinear	Elastic	SingleJoint	molle	None
77	MultiLinear	Elastic	SingleJoint	molle	None
78	MultiLinear	Elastic	SingleJoint	molle	None
79	MultiLinear	Elastic	SingleJoint	molle	None
80	MultiLinear	Elastic	SingleJoint	molle	None
81	MultiLinear	Elastic	SingleJoint	molle	None
82	MultiLinear	Elastic	SingleJoint	molle	None
83	MultiLinear	Elastic	SingleJoint	molle	None
84	MultiLinear	Elastic	SingleJoint	molle	None
85	MultiLinear	Elastic	SingleJoint	molle	None
86	MultiLinear	Elastic	SingleJoint	molle	None
87	MultiLinear	Elastic	SingleJoint	molle	None
88	MultiLinear	Elastic	SingleJoint	molle	None
89	MultiLinear	Elastic	SingleJoint	molle	None
90	MultiLinear	Elastic	SingleJoint	molle	None
91	MultiLinear	Elastic	SingleJoint	molle	None
92	MultiLinear	Elastic	SingleJoint	molle	None
93	MultiLinear	Elastic	SingleJoint	molle	None
94	MultiLinear	Elastic	SingleJoint	molle	None
95	MultiLinear	Elastic	SingleJoint	molle	None
96	MultiLinear	Elastic	SingleJoint	molle	None
97	MultiLinear	Elastic	SingleJoint	molle	None
98	MultiLinear	Elastic	SingleJoint	molle	None
99	MultiLinear	Elastic	SingleJoint	molle	None
100	MultiLinear	Elastic	SingleJoint	molle	None
101	MultiLinear	Elastic	SingleJoint	molle	None
102	MultiLinear	Elastic	SingleJoint	molle	None
103	MultiLinear	Elastic	SingleJoint	molle	None
104	MultiLinear	Elastic	SingleJoint	molle	None
105	MultiLinear	Elastic	SingleJoint	molle	None
106	MultiLinear	Elastic	SingleJoint	molle	None
107	MultiLinear	Elastic	SingleJoint	molle	None
108	MultiLinear	Elastic	SingleJoint	molle	None
109	MultiLinear	Elastic	SingleJoint	molle	None
110	MultiLinear	Elastic	SingleJoint	molle	None
111	MultiLinear	Elastic	SingleJoint	molle	None
112	MultiLinear	Elastic	SingleJoint	molle	None
113	MultiLinear	Elastic	SingleJoint	molle	None
114	MultiLinear	Elastic	SingleJoint	molle	None
115	MultiLinear	Elastic	SingleJoint	molle	None
116	MultiLinear	Elastic	SingleJoint	molle	None



Autorità Portuale di Taranto
 Interventi per il dragaggio di 2,3 M³ di sedimenti in area Molo Polisettoriale e per la realizzazione di un primo lotto della cassa di colmata funzionale all'ampliamento del V Sporgente del Porto di Taranto

Allegati alla relazione di calcolo strutturale allineamento "BC"

Data 05/2016
 Rev. B
 c.d.c.: C296A
 514B

117	MultiLinear	Elastic	SingleJoint	molle	None
118	MultiLinear	Elastic	SingleJoint	molle	None
119	MultiLinear	Elastic	SingleJoint	molle	None
120	MultiLinear	Elastic	SingleJoint	molle	None
121	MultiLinear	Elastic	SingleJoint	molle	None
122	MultiLinear	Elastic	SingleJoint	molle	None
123	MultiLinear	Elastic	SingleJoint	molle	None
124	MultiLinear	Elastic	SingleJoint	molle	None
125	MultiLinear	Elastic	SingleJoint	molle	None
126	MultiLinear	Elastic	SingleJoint	molle	None
127	MultiLinear	Elastic	SingleJoint	molle	None
128	MultiLinear	Elastic	SingleJoint	molle	None
129	MultiLinear	Elastic	SingleJoint	molle	None
130	MultiLinear	Elastic	SingleJoint	molle	None
131	MultiLinear	Elastic	SingleJoint	molle	None
132	MultiLinear	Elastic	SingleJoint	molle	None
133	MultiLinear	Elastic	SingleJoint	molle	None
134	MultiLinear	Elastic	SingleJoint	molle	None
135	MultiLinear	Elastic	SingleJoint	molle	None
136	MultiLinear	Elastic	SingleJoint	molle	None

Table: Link Property Definitions 01 - General, Part 1 of 3

Link	LinkType	Mass KN-s2/m	Weight KN	RotInert1 KN-m-s2	RotInert2 KN-m-s2	RotInert3 KN-m-s2	DefLength m
LIN1	Linear	0.00	0.000	0.0000	0.0000	0.0000	1.000000
molle	MultiLinear Elastic		0.00	0.000	0.0000	0.0000	0.0000 1.000000

Table: Link Property Definitions 01 - General, Part 2 of 3

Link	DefArea m2	PDM2I	PDM2J	PDM3I	PDM3J	Color
LIN1	1.000000	0.000000	0.000000	0.000000	0.000000	Green
molle	1.000000	0.000000	0.000000	0.000000	0.000000	Yellow

Table: Link Property Definitions 01 - General, Part 3 of 3

Link	GUID	Notes
LIN1		
molle		Added 12.07.2015 10:41:17

Table: Link Property Definitions 02 - Linear

Link	DOF	Fixed	TransKE KN/m	TransCE KN-s/m
LIN1	U1	No	1.00	0.00

Table: Link Property Definitions 03 - MultiLinear, Part 1 of 2

Link	DOF	Fixed	NonLinear	TransKE KN/m	TransCE KN-s/m	DJ m	Point	Force KN
molle	U3	No	Yes	0.00	0.00	0.00000	1	-100000000
molle	U3						2	-100000000
molle	U3						3	0.000
molle	U3						4	0.000
molle	U3						5	0.000

Table: Link Property Definitions 03 - MultiLinear, Part 2 of 2

Link	DOF	Displ m
molle	U3	-10.000000
molle	U3	-1.000E-06
molle	U3	0.000000
molle	U3	1.000E-06
molle	U3	10.000000



Autorità Portuale di Taranto
Interventi per il dragaggio di 2,3 M³ di sedimenti in area Molo Polisettoriale e per la realizzazione di un primo lotto della cassa di colmata funzionale all'ampliamento del V Sporgente del Porto di Taranto

Allegati alla relazione di calcolo strutturale allineamento "BC"

Data 05/2016
Rev. B
c.d.c.: C296A
514B

Table: Load Case Definitions, Part 1 of 2

Case	Type	InitialCond	ModalCase	BaseCase	DesTypeOpt	DesignType	AutoType
DEAD	LinStatic	Zero			Prog Det	DEAD	None
MODAL	LinModal	Zero			Prog Det	OTHER	None
CEDIMENTI	NonStatic	Zero			Prog Det	DEAD	None
SP_EST_1	NonStatic	Zero			Prog Det	DEAD	None
SPINTAINT_F	NonStatic	Zero			Prog Det	DEAD	None
SP_EST_2	NonStatic	Zero			Prog Det	DEAD	None
SP_EST_3	NonStatic	Zero			Prog Det	DEAD	None
SLU_1-NL	NonStatic	Zero			Prog Det	DEAD	None
SLU_2-NL	NonStatic	Zero			Prog Det	DEAD	None
SLU_5-NL	NonStatic	Zero			Prog Det	DEAD	None
SPINTA_INT_0	LinStatic	Zero			Prog Det	DEAD	None
SP_EST_4	LinStatic	Zero			Prog Det	DEAD	None
SP_EST_5	LinStatic	Zero			Prog Det	DEAD	None
SLU_3-NL	NonStatic	Zero			Prog Det	DEAD	None
SLU_4-NL	NonStatic	Zero			Prog Det	DEAD	None

Table: Load Case Definitions, Part 2 of 2

Case	RunCase	CaseStatus	GUID	Notes
DEAD	No	Not Run		
MODAL	No	Not Run		
CEDIMENTI	No	Not Run		
SP_EST_1	No	Not Run		
SPINTAINT_F	No	Not Run		
SP_EST_2	No	Not Run		
SP_EST_3	No	Not Run		
SLU_1-NL	No	Not Run		
SLU_2-NL	Yes	Finished		
SLU_5-NL	No	Not Run		
SPINTA_INT_0	No	Not Run		
SP_EST_4	No	Not Run		
SP_EST_5	No	Not Run		
SLU_3-NL	Yes	Finished		
SLU_4-NL	No	Not Run		

Table: Load Pattern Definitions

LoadPat	DesignType	SelfWtMult	AutoLoad	GUID	Notes
CEDIMENTI	DEAD	0.000000			
SPINTA_INT_F	DEAD	0.000000			
SP_EST_2	DEAD	0.000000			
SP_EST_3	DEAD	0.000000			
SPINTA_INT_0	DEAD	0.000000			

Table: Material List 1 - By Object Type

ObjectType	Material	TotalWeight KN	NumPieces
Area	STEEL	873.273	
Link	N.A.	0.000	124

Table: Material List 2 - By Section Property

Section	ObjectType	NumPieces	TotalLength m	TotalWeight KN
DAIFRAMMAALTO	Area			225.006
DIAFRAMMA_BASE	Area			366.723
DIAFRAMMA_MEDIO	Area			214.850
PIATTIINT_BASE	Area			66.694
molle	Link	124		0.000

Table: Material Properties 01 - General, Part 1 of 2

Material	Type	SymType	TempDepend	Color	GUID
----------	------	---------	------------	-------	------



Autorità Portuale di Taranto
Interventi per il dragaggio di 2,3 M³ di sedimenti in area Molo Polisettoriale e per la realizzazione di un primo lotto della cassa di colmata funzionale all'ampliamento del V Sporgente del Porto di Taranto

Allegati alla relazione di calcolo strutturale allineamento "BC"

Data 05/2016
Rev. B
c.d.c.: C296A
514B

A416Gr270	Tendon	Uniaxial	No	Blue
ALUM	Aluminum	Isotropic	No	Gray8Dark
CLDFRM	ColdFormed	Isotropic	No	Blue
CONC	Concrete	Isotropic	No	White
OTHER	Other	Isotropic	No	Cyan
REBAR	Rebar	Uniaxial	No	Green
STEEL	Steel	Isotropic	No	Yellow

Table: Material Properties 01 - General, Part 2 of 2

Material	Notes
A416Gr270	ASTM A416 Grade 270 added 11.07.2015 12:50:22
ALUM	Aluminum Alloy 6061 T6 added 11.07.2015 12:50:21
CLDFRM	ASTM A653 SQ Grade 50 added 11.07.2015 12:50:21
CONC	Normalweight f'c = 4 ksi added 11.07.2015 12:50:21
OTHER	Material added 11.07.2015 12:50:21
REBAR	ASTM A615 Grade 60 added 11.07.2015 12:50:21
STEEL	ASTM A36 added 11.07.2015 12:50:21

Table: Material Properties 02 - Basic Mechanical Properties

Material	UnitWeight KN/m3	UnitMass KN-s2/m4	E1 KN/m2	G12 KN/m2	U12	A1 1/C
A416Gr270	7.6973E+01	7.8490E+00	196500599.9			1.1700E-05
ALUM	2.6602E+01	2.7145E+00	69637054.68	26179343.86	0.330000	2.3580E-05
CLDFRM	7.6973E+01	7.8490E+00	203395357.7	78228983.73	0.300000	1.1700E-05
CONC	2.3563E+01	2.4028E+00	24821128.40	10342136.83	0.200000	9.9000E-06
OTHER	2.3562E+01	2.4007E+00	24821128.40	10342136.83	0.200000	9.9000E-06
REBAR	7.6973E+01	7.8490E+00	199947978.8			1.1700E-05
STEEL	7.8500E+01	7.8500E+00	210000000.0	80769230.77	0.300000	1.2000E-05

Table: Material Properties 03a - Steel Data

Material	Fy KN/m2	Fu KN/m2	EffFy KN/m2	EffFu KN/m2	SSCurveOpt	SSHysType
STEEL	248211.28	399896.00	372316.92	439885.60	User Defined	Kinematic

Table: Material Properties 03b - Concrete Data

Material	Fc KN/m2	LtWtConc	SSCurveOpt	SSHysType	FAngle Degrees	DAngle Degrees
CONC	27579.03		No User Defined	Takeda	0.000	0.000

Table: Material Properties 03c - Aluminum Data

Material	AlumType	Alloy	Fcy KN/m2	Fty KN/m2	Ftu KN/m2	Fsu KN/m2	SSHysType
ALUM	Wrought	6061-T6	241316.53	241316.53	262000.80	165474.19	Kinematic

Table: Material Properties 03d - Cold Formed Data

Material	Fy KN/m2	Fu KN/m2	SSHysType
CLDFRM	248211.28	399895.96	Kinematic

Table: Material Properties 03e - Rebar Data

Material	Fy KN/m2	Fu KN/m2	EffFy KN/m2	EffFu KN/m2	SSCurveOpt	SSHysType
REBAR	413685.47	620528.21	455054.02	682581.03	User Defined	Kinematic

Table: Material Properties 03f - Tendon Data

Material	Fy	Fu	SSCurveOpt	SSHysType	FinalSlope
----------	----	----	------------	-----------	------------



Autorità Portuale di Taranto
Interventi per il dragaggio di 2,3 M³ di sedimenti in area Molo Polisettoriale e per la realizzazione di un primo lotto della cassa di colmata funzionale all'ampliamento del V Sporgente del Porto di Taranto

Allegati alla relazione di calcolo strutturale allineamento "BC"

Data 05/2016
Rev. B
c.d.c.: C296A
514B



KN/m2 KN/m2
 A416Gr270 1689905.16 1861584.63 270 ksi Kinematic -0.100000

Table: Material Properties 03g - Other Data

Material	SSHysType	FAngle Degrees	DAngle Degrees
OTHER	Elastic	0.000	0.000

Table: Material Properties 04 - User Stress-Strain Curves

Material	Point	Strain	Stress KN/m2	PointID
ALUM	1	-0.050000	0.00	-E
ALUM	2	-0.035000	-120658.26	-D
ALUM	3	-0.020000	-241316.53	-C
ALUM	4	-0.003465	-241316.53	-B
ALUM	5	0.000000	0.00	A
ALUM	6	0.003465	241316.53	B
ALUM	7	0.020000	241316.53	
ALUM	8	0.050000	262000.80	C
ALUM	9	0.080000	262000.80	D
ALUM	10	0.100000	241316.53	E
ALUM	11	0.105000	0.00	
CLDFRM	1	-0.050000	0.00	-E
CLDFRM	2	-0.035000	-124105.64	-D
CLDFRM	3	-0.020000	-248211.28	-C
CLDFRM	4	-0.001220	-248211.28	-B
CLDFRM	5	0.000000	0.00	A
CLDFRM	6	0.001220	248211.28	B
CLDFRM	7	0.020000	248211.28	
CLDFRM	8	0.050000	399895.96	C
CLDFRM	9	0.080000	399895.96	D
CLDFRM	10	0.100000	248211.28	E
CLDFRM	11	0.105000	0.00	
CONC	1	-0.024444	0.00	
CONC	2	-0.022222	-5515.81	-E
CONC	3	-0.017778	-5515.81	-D
CONC	4	-0.002222	-27579.03	-C
CONC	5	-0.002000	-27303.24	
CONC	6	-0.001778	-26475.87	-B
CONC	7	-0.001333	-23166.39	
CONC	8	-0.000889	-17650.58	
CONC	9	-0.000444	-9928.45	
CONC	10	0.000000	0.00	A
CONC	11	0.000105	2616.38	
CONC	12	0.000106	0.00	
OTHER	1	-4.029E-08	-1.00	
OTHER	2	0.000000	0.00	A
OTHER	3	4.029E-08	1.00	
REBAR	1	-0.105000	0.00	
REBAR	2	-0.100000	-413685.47	-E
REBAR	3	-0.080000	-620528.21	-D
REBAR	4	-0.050000	-620528.21	-C
REBAR	5	-0.010000	-413685.47	
REBAR	6	-0.002069	-413685.47	-B
REBAR	7	0.000000	0.00	A
REBAR	8	0.002069	413685.47	B
REBAR	9	0.010000	413685.47	
REBAR	10	0.050000	620528.21	C
REBAR	11	0.080000	620528.21	D
REBAR	12	0.100000	413685.47	E
REBAR	13	0.105000	0.00	
STEEL	1	-0.050000	0.00	-E
STEEL	2	-0.035000	-124105.64	-D
STEEL	3	-0.020000	-248211.28	-C
STEEL	4	-0.001241	-248211.28	-B
STEEL	5	0.000000	0.00	A
STEEL	6	0.001241	248211.28	B
STEEL	7	0.020000	248211.28	
STEEL	8	0.050000	399895.96	C
STEEL	9	0.080000	399895.96	D
STEEL	10	0.100000	248211.28	E
STEEL	11	0.105000	0.00	



Autorità Portuale di Taranto
 Interventi per il dragaggio di 2,3 M m³ di sedimenti in area Molo Polisettoriale e per la realizzazione di un primo lotto della cassa di colmata funzionale all'ampliamento del V Sporgente del Porto di Taranto

Allegati alla relazione di calcolo strutturale allineamento "BC"

Data 05/2016
 Rev. B
 c.d.c.: C296A
 514B

Table: Material Properties 06 - Damping Parameters

Material	ModalRatio	VisMass 1/Sec	VisStiff Sec	HysMass 1/Sec2	HysStiff
A416Gr270	0.0000	0.0000	0.0000	0.0000	0.000000
ALUM	0.0000	0.0000	0.0000	0.0000	0.000000
CLDFRM	0.0000	0.0000	0.0000	0.0000	0.000000
CONC	0.0000	0.0000	0.0000	0.0000	0.000000
OTHER	0.0000	0.0000	0.0000	0.0000	0.000000
REBAR	0.0000	0.0000	0.0000	0.0000	0.000000
STEEL	0.0000	0.0000	0.0000	0.0000	0.000000

Table: Options - Colors - Display, Part 1 of 4

DeviceType	Points	LinesFrame	LinesFrmExt	LinesCable	LinesTendon	SpringLinks	Restraints
Screen	Yellow	Yellow	Black	Green	Green	Green	Green
Printer	Gray8Dark	Black	Black	Black	Black	Gray8Dark	Gray8Dark
Color Printer	Yellow	Blue	Black	Green	Green	Green	Green

Table: Options - Colors - Display, Part 2 of 4

Releases	Axes	Text	ShadowLines	GuideLines	Highlight	Selection	AreaFillBot	AreaFillTop
Green	Cyan	Green	Gray8Dark	Gray8Dark	Black	Black	Red	16744703
Gray4	Black	Black	Gray4	Gray4	Black	Black	Gray4	Gray8Dark
Green	Cyan	Green	Gray8Dark	Gray8Dark	Black	Black	Red	16744703

Table: Options - Colors - Display, Part 3 of 4

AreaFillSd	AreaEdge	SolidF1	SolidF2	SolidF3	SolidF4	SolidF5	SolidF6	SolidEdge
Black	DarkRed	Red	Blue	Green	Yellow	White	Cyan	DarkRed
Black	Black	GrayLight	Gray2	Gray3	Gray4	Gray5	Gray6	Black
Black	DarkRed	Red	Blue	Green	Yellow	White	Cyan	DarkRed

Table: Options - Colors - Display, Part 4 of 4

Floor	Background	BGLowLeft	BGLowRight	BGUpRight	Darkness
Black	Black	Black	Black	Black	0.500000
Black	White	Black	Black	Black	0.500000
Black	White	Black	Black	Black	0.500000

Table: Options - Colors - Output, Part 1 of 4

DeviceType	Contour1	Contour2	Contour3	Contour4	Contour5	Contour6	Contour7
Screen	13107400	6553828	Red	16639	Orange	43775	54527
Printer	Black	3158064	4210752	5263440	6316128	7368816	Gray8Dark
Color Printer	13107400	6553828	Red	16639	Orange	43775	54527

Table: Options - Colors - Output, Part 2 of 4

Contour8	Contour9	Contour10	Contour11	Contour12	Contour13	Contour14	Contour15	Transpare
Yellow	65408	Green	8453888	Cyan	16755200	16733440	Blue	0.500000
Gray7	Gray6	Gray5	Gray4	Gray3	Gray2	GrayLight	White	0.000000
Yellow	65408	Green	8453888	Cyan	16755200	16733440	Blue	0.500000

Table: Options - Colors - Output, Part 3 of 4

Ratio1	Ratio2	Ratio3	Ratio4	Ratio5	RatioNotD	RatioNotC	RatioVal1	RatioVal2
Cyan	Green	Yellow	Orange	Red	Gray4	Red	0.500000	0.700000
Gray2	Gray4	Gray8Dark	4210752	Black	Gray4	Black	0.500000	0.700000



Autorità Portuale di Taranto
Interventi per il dragaggio di 2,3 M³ di sedimenti in area Molo Polisettoriale e per la realizzazione di un primo lotto della cassa di colmata funzionale all'ampliamento del V Sporgente del Porto di Taranto

Allegati alla relazione di calcolo strutturale allineamento "BC"

Data 05/2016
Rev. B
c.d.c.: C296A
514B

Cyan Green Yellow Orange Red Gray4 Red 0.500000 0.700000

Table: Options - Colors - Output, Part 4 of 4

RatioVal3	RatioVal4	DFillPos	DFillNeg	DFillRPos	DFillRNeg
0.900000	1.000000	Yellow	Red	Blue	Cyan
0.900000	1.000000	Gray8Dark	Gray8Dark	4210752	4210752
0.900000	1.000000	Red	Red	Blue	Blue

Table: Preferences - Aluminum Design - AA-ASD 2000

THDesign	FrameType	SRatioLimit	MaxIter	LatFact	UseLatFact	Bridge
Envelopes	Moment Frame	1.000000	1	1.333333	No	No

Table: Preferences - Cold Formed Design - AISI-ASD96, Part 1 of 2

THDesign	FrameType	SRatioLimit	MaxIter	OmegaBS	OmegaBUS	OmegaBLTB	OmegaVS	OmegaVNS
Envelopes	Braced Frame	1.000000	1	1.670000	1.670000	1.670000	1.670000	1.500000

Table: Preferences - Cold Formed Design - AISI-ASD96, Part 2 of 2

OmegaT	OmegaC
1.670000	1.800000

Table: Preferences - Concrete Design - ACI 318-05/IBC2003, Part 1 of 2

THDesign	NumCurves	NumPoints	MinEccen	PatLLF	UFLimit	SeisCat	PhiT	PhiCTied
Envelopes	24	11	No	0.750000	0.950000	D	0.900000	0.650000

Table: Preferences - Concrete Design - ACI 318-05/IBC2003, Part 2 of 2

PhiCSpiral	PhiV	PhiVSeismic	PhiVJoint
0.700000	0.750000	0.600000	0.850000

Table: Preferences - Dimensional, Part 1 of 2

MergeTol m	FineGrid m	Nudge m	SelectTol	SnapTol	SLineThick	PLineThick	MaxFont	MinFont
0.001000	0.250000	0.250000	3	12	1	4	12	6

Table: Preferences - Dimensional, Part 2 of 2

AutoZoom	ShrinkFact	TextFileLen
10	70	240

Table: Preferences - Steel Design - AISC-LRFD93, Part 1 of 2

THDesign	FrameType	PatLLF	SRatioLimit	MaxIter	PhiB	PhiC	PhiT	PhiV
Envelopes	Moment Frame	0.750000	0.950000	1	0.900000	0.850000	0.900000	0.900000

Table: Preferences - Steel Design - AISC-LRFD93, Part 2 of 2

PhiCA	CheckDefl	DLRat	SDLAndLLRat	LLRat	TotalRat	NetRat
-------	-----------	-------	-------------	-------	----------	--------



Autorità Portuale di Taranto
Interventi per il dragaggio di 2,3 M m³ di sedimenti in area Molo Polisettoriale e per la realizzazione di un primo lotto della cassa di colmanta funzionale all'ampliamento del V Sporgente del Porto di Taranto

Allegati alla relazione di calcolo strutturale allineamento "BC"

Data 05/2016
Rev. B
c.d.c.: C296A
514B



0.900000 Yes 120.000000 120.000000 360.000000 240.000000 240.000000

Table: Project Information

Item	Data
Company Name	
Client Name	
Project Name	
Project Number	
Model Name	
Model Description	
Revision Number	
Frame Type	
Engineer	
Checker	
Supervisor	
Issue Code	
Design Code	

Table: Material Properties 06 - Damping Parameters

Material	ModalRatio	VisMass 1/Sec	VisStiff Sec	HysMass 1/Sec2	HysStiff
STEEL	0.0000	0.0000	0.0000	0.0000	0.000000

Table: Element Stresses - Area Shells

Area	AreaElem	ShellType	Joint	OutputCase	CaseType	S11Top KN/m2	S12Top KN/m2
2	893	Shell-Thick	SX191	CEDIMENTI	LinStatic	5295.46	20070.89
2	893	Shell-Thick	SX177	CEDIMENTI	LinStatic	-1738.43	-5275.88
2	893	Shell-Thick	DX177	CEDIMENTI	LinStatic	1330.82	-5879.85
2	893	Shell-Thick	DX191	CEDIMENTI	LinStatic	-5542.48	19466.93
3	1	Shell-Thick	DX380	CEDIMENTI	LinStatic	-102807.68	-1415.14
3	1	Shell-Thick	DX367	CEDIMENTI	LinStatic	-96778.61	-1722.83
3	1	Shell-Thick	DX368	CEDIMENTI	LinStatic	22534.44	-5162.81
3	1	Shell-Thick	DX381	CEDIMENTI	LinStatic	20464.67	-4855.12
5	2	Shell-Thick	DX383	CEDIMENTI	LinStatic	-17989.15	-4704.25
5	2	Shell-Thick	DX370	CEDIMENTI	LinStatic	-20119.89	-5161.22
5	2	Shell-Thick	DX371	CEDIMENTI	LinStatic	80692.93	-2085.67
5	2	Shell-Thick	DX384	CEDIMENTI	LinStatic	86508.75	-1628.70
6	3	Shell-Thick	DX384	CEDIMENTI	LinStatic	-86350.93	-1685.69
6	3	Shell-Thick	DX371	CEDIMENTI	LinStatic	-80545.90	-2021.63
6	3	Shell-Thick	DX372	CEDIMENTI	LinStatic	19937.11	-5088.64
6	3	Shell-Thick	DX385	CEDIMENTI	LinStatic	17806.72	-4752.70
8	4	Shell-Thick	DX387	CEDIMENTI	LinStatic	-20341.28	-4780.22
8	4	Shell-Thick	DX374	CEDIMENTI	LinStatic	-22498.14	-5226.25
8	4	Shell-Thick	DX375	CEDIMENTI	LinStatic	98216.69	-1737.13
8	4	Shell-Thick	DX388	CEDIMENTI	LinStatic	104317.12	-1291.10
11	5	Shell-Thick	DX367	CEDIMENTI	LinStatic	-96137.68	-1708.73
11	5	Shell-Thick	DX354	CEDIMENTI	LinStatic	-90238.81	-2187.40
11	5	Shell-Thick	DX355	CEDIMENTI	LinStatic	23178.59	-6030.76
11	5	Shell-Thick	DX368	CEDIMENTI	LinStatic	21953.66	-5552.09
13	6	Shell-Thick	DX370	CEDIMENTI	LinStatic	-19575.75	-5570.18
13	6	Shell-Thick	DX357	CEDIMENTI	LinStatic	-20574.46	-6093.53
13	6	Shell-Thick	DX358	CEDIMENTI	LinStatic	74778.45	-2863.44
13	6	Shell-Thick	DX371	CEDIMENTI	LinStatic	80072.51	-2340.09
14	7	Shell-Thick	DX371	CEDIMENTI	LinStatic	-79942.36	-2271.82
14	7	Shell-Thick	DX358	CEDIMENTI	LinStatic	-74641.28	-2926.10
14	7	Shell-Thick	DX359	CEDIMENTI	LinStatic	20466.73	-6153.31
14	7	Shell-Thick	DX372	CEDIMENTI	LinStatic	19468.82	-5499.03
16	8	Shell-Thick	DX374	CEDIMENTI	LinStatic	-21866.62	-5628.31
16	8	Shell-Thick	DX361	CEDIMENTI	LinStatic	-23235.50	-5969.69
16	8	Shell-Thick	DX362	CEDIMENTI	LinStatic	91513.05	-2058.05
16	8	Shell-Thick	DX375	CEDIMENTI	LinStatic	97530.51	-1716.66
19	9	Shell-Thick	DX354	CEDIMENTI	LinStatic	-89600.87	-2521.13
19	9	Shell-Thick	DX341	CEDIMENTI	LinStatic	-83724.51	-2728.02
19	9	Shell-Thick	DX342	CEDIMENTI	LinStatic	23036.55	-6236.49
19	9	Shell-Thick	DX355	CEDIMENTI	LinStatic	22302.78	-6029.60
21	10	Shell-Thick	DX357	CEDIMENTI	LinStatic	-19868.38	-6183.57
21	10	Shell-Thick	DX344	CEDIMENTI	LinStatic	-20209.30	-6568.86
21	10	Shell-Thick	DX345	CEDIMENTI	LinStatic	69038.46	-3747.90
21	10	Shell-Thick	DX358	CEDIMENTI	LinStatic	74096.87	-3362.60



Autorità Portuale di Taranto
 Interventi per il dragaggio di 2,3 M m³ di sedimenti in area Molo Polisettoriale e per la realizzazione di un primo lotto della cassa di colmata funzionale all'ampliamento del V Sporgente del Porto di Taranto

Allegati alla relazione di calcolo strutturale allineamento "BC"

Data 05/2016
 Rev. B
 c.d.c.: C296A
 514B

22	11	Shell-Thick	DX358	CEDIMENTI	LinStatic	-73937.26	-3431.88
22	11	Shell-Thick	DX345	CEDIMENTI	LinStatic	-68905.15	-3669.31
22	11	Shell-Thick	DX346	CEDIMENTI	LinStatic	20018.84	-6478.06
22	11	Shell-Thick	DX359	CEDIMENTI	LinStatic	19683.07	-6240.62
24	12	Shell-Thick	DX361	CEDIMENTI	LinStatic	-22420.62	-5887.56
24	12	Shell-Thick	DX348	CEDIMENTI	LinStatic	-22990.67	-6266.07
24	12	Shell-Thick	DX349	CEDIMENTI	LinStatic	85255.42	-2850.61
24	12	Shell-Thick	DX362	CEDIMENTI	LinStatic	90936.86	-2472.10
27	13	Shell-Thick	DX341	CEDIMENTI	LinStatic	-83083.77	-2818.47
27	13	Shell-Thick	DX328	CEDIMENTI	LinStatic	-77555.94	-3272.63
27	13	Shell-Thick	DX329	CEDIMENTI	LinStatic	22320.67	-6936.74
27	13	Shell-Thick	DX342	CEDIMENTI	LinStatic	22244.26	-6482.57
29	14	Shell-Thick	DX344	CEDIMENTI	LinStatic	-19556.27	-6904.32
29	14	Shell-Thick	DX331	CEDIMENTI	LinStatic	-19242.09	-7322.29
29	14	Shell-Thick	DX332	CEDIMENTI	LinStatic	63653.07	-4415.33
29	14	Shell-Thick	DX345	CEDIMENTI	LinStatic	68284.78	-3997.36
30	15	Shell-Thick	DX345	CEDIMENTI	LinStatic	-68169.18	-3908.31
30	15	Shell-Thick	DX332	CEDIMENTI	LinStatic	-63514.71	-4499.56
30	15	Shell-Thick	DX333	CEDIMENTI	LinStatic	19158.77	-7410.31
30	15	Shell-Thick	DX346	CEDIMENTI	LinStatic	19465.69	-6819.07
32	16	Shell-Thick	DX348	CEDIMENTI	LinStatic	-22122.65	-6625.38
32	16	Shell-Thick	DX335	CEDIMENTI	LinStatic	-22456.39	-6877.87
32	16	Shell-Thick	DX336	CEDIMENTI	LinStatic	78819.13	-3085.45
32	16	Shell-Thick	DX349	CEDIMENTI	LinStatic	84560.05	-2832.97
35	17	Shell-Thick	DX328	CEDIMENTI	LinStatic	-76893.98	-3485.05
35	17	Shell-Thick	DX315	CEDIMENTI	LinStatic	-71425.03	-3625.07
35	17	Shell-Thick	DX316	CEDIMENTI	LinStatic	21103.91	-7203.44
35	17	Shell-Thick	DX329	CEDIMENTI	LinStatic	21286.96	-7063.42
37	18	Shell-Thick	DX331	CEDIMENTI	LinStatic	-18495.45	-7498.35
37	18	Shell-Thick	DX318	CEDIMENTI	LinStatic	-17835.64	-7824.69
37	18	Shell-Thick	DX319	CEDIMENTI	LinStatic	58401.09	-5078.36
37	18	Shell-Thick	DX332	CEDIMENTI	LinStatic	62885.14	-4752.02
38	19	Shell-Thick	DX332	CEDIMENTI	LinStatic	-62724.12	-4849.69
38	19	Shell-Thick	DX319	CEDIMENTI	LinStatic	-58276.06	-4971.15
38	19	Shell-Thick	DX320	CEDIMENTI	LinStatic	17638.03	-7701.78
38	19	Shell-Thick	DX333	CEDIMENTI	LinStatic	18300.30	-7580.32
40	20	Shell-Thick	DX335	CEDIMENTI	LinStatic	-21531.84	-6843.81
40	20	Shell-Thick	DX322	CEDIMENTI	LinStatic	-21033.82	-7234.82
40	20	Shell-Thick	DX323	CEDIMENTI	LinStatic	73127.55	-3844.53
40	20	Shell-Thick	DX336	CEDIMENTI	LinStatic	78229.88	-3453.51
42	845	Shell-Thick	DX23	CEDIMENTI	LinStatic	134696.95	4517.18
42	845	Shell-Thick	DX36	CEDIMENTI	LinStatic	129320.43	3744.75
42	845	Shell-Thick	SX36	CEDIMENTI	LinStatic	-129291.62	3743.90
42	845	Shell-Thick	SX23	CEDIMENTI	LinStatic	-134703.58	4516.33
43	21	Shell-Thick	DX315	CEDIMENTI	LinStatic	-70762.44	-3770.26
43	21	Shell-Thick	DX302	CEDIMENTI	LinStatic	-65561.30	-4176.34
43	21	Shell-Thick	DX303	CEDIMENTI	LinStatic	19561.55	-7727.52
43	21	Shell-Thick	DX316	CEDIMENTI	LinStatic	20204.00	-7321.45
44	846	Shell-Thick	DX36	CEDIMENTI	LinStatic	126622.28	3855.00
44	846	Shell-Thick	DX49	CEDIMENTI	LinStatic	120216.49	3167.70
44	846	Shell-Thick	SX49	CEDIMENTI	LinStatic	-120206.01	3146.34
44	846	Shell-Thick	SX36	CEDIMENTI	LinStatic	-126591.92	3833.64
45	22	Shell-Thick	DX318	CEDIMENTI	LinStatic	-17134.04	-8020.74
45	22	Shell-Thick	DX305	CEDIMENTI	LinStatic	-15912.48	-8345.43
45	22	Shell-Thick	DX306	CEDIMENTI	LinStatic	53513.55	-5685.64
45	22	Shell-Thick	DX319	CEDIMENTI	LinStatic	57583.08	-5360.95
46	23	Shell-Thick	DX319	CEDIMENTI	LinStatic	-57478.87	-5238.17
46	23	Shell-Thick	DX306	CEDIMENTI	LinStatic	-53363.92	-5808.53
46	23	Shell-Thick	DX307	CEDIMENTI	LinStatic	15877.79	-8476.83
46	23	Shell-Thick	DX320	CEDIMENTI	LinStatic	17079.80	-7906.47
48	24	Shell-Thick	DX322	CEDIMENTI	LinStatic	-19999.18	-7550.35
48	24	Shell-Thick	DX309	CEDIMENTI	LinStatic	-19749.32	-7650.30
48	24	Shell-Thick	DX310	CEDIMENTI	LinStatic	66891.14	-3904.01
48	24	Shell-Thick	DX323	CEDIMENTI	LinStatic	72413.02	-3804.05
51	25	Shell-Thick	DX302	CEDIMENTI	LinStatic	-64974.97	-4312.84
51	25	Shell-Thick	DX289	CEDIMENTI	LinStatic	-59896.88	-4467.08
51	25	Shell-Thick	DX290	CEDIMENTI	LinStatic	17516.89	-8064.41
51	25	Shell-Thick	DX303	CEDIMENTI	LinStatic	18442.50	-7910.17
53	26	Shell-Thick	DX305	CEDIMENTI	LinStatic	-15134.66	-8555.94
53	26	Shell-Thick	DX292	CEDIMENTI	LinStatic	-13628.64	-8863.06
53	26	Shell-Thick	DX293	CEDIMENTI	LinStatic	48671.98	-6163.03
53	26	Shell-Thick	DX306	CEDIMENTI	LinStatic	52685.61	-5855.91
54	27	Shell-Thick	DX306	CEDIMENTI	LinStatic	-52517.45	-5997.12
54	27	Shell-Thick	DX293	CEDIMENTI	LinStatic	-48537.71	-6017.67
54	27	Shell-Thick	DX294	CEDIMENTI	LinStatic	13443.26	-8704.21
54	27	Shell-Thick	DX307	CEDIMENTI	LinStatic	14931.81	-8683.66
56	28	Shell-Thick	DX309	CEDIMENTI	LinStatic	-18819.36	-7636.79
56	28	Shell-Thick	DX296	CEDIMENTI	LinStatic	-17554.03	-8170.93
56	28	Shell-Thick	DX297	CEDIMENTI	LinStatic	61721.84	-4770.46
56	28	Shell-Thick	DX310	CEDIMENTI	LinStatic	66390.13	-4236.33
59	29	Shell-Thick	DX289	CEDIMENTI	LinStatic	-59186.60	-4729.85


Autorità Portuale di Taranto

Interventi per il dragaggio di 2,3 M³ di sedimenti in area Molo Polisettoriale e per la realizzazione di un primo lotto della cassa di colmata funzionale all'ampliamento del V Sporgente del Porto di Taranto

Allegati alla relazione di calcolo strutturale allineamento "BC"

Data 05/2016
Rev. B
c.d.c.: C296A
514B

59	29	Shell-Thick	DX276	CEDIMENTI	LinStatic	-54107.91	-4835.08
59	29	Shell-Thick	DX277	CEDIMENTI	LinStatic	15273.53	-8320.80
59	29	Shell-Thick	DX290	CEDIMENTI	LinStatic	16521.48	-8215.57
61	30	Shell-Thick	DX292	CEDIMENTI	LinStatic	-12874.71	-9036.21
61	30	Shell-Thick	DX279	CEDIMENTI	LinStatic	-10496.88	-8977.14
61	30	Shell-Thick	DX280	CEDIMENTI	LinStatic	44336.76	-6591.34
61	30	Shell-Thick	DX293	CEDIMENTI	LinStatic	47778.77	-6650.41
62	31	Shell-Thick	DX293	CEDIMENTI	LinStatic	-47673.06	-6486.71
62	31	Shell-Thick	DX280	CEDIMENTI	LinStatic	-44155.21	-6771.25
62	31	Shell-Thick	DX281	CEDIMENTI	LinStatic	10546.65	-9172.38
62	31	Shell-Thick	DX294	CEDIMENTI	LinStatic	12889.52	-8887.84
64	32	Shell-Thick	DX296	CEDIMENTI	LinStatic	-16342.35	-8529.96
64	32	Shell-Thick	DX283	CEDIMENTI	LinStatic	-15511.17	-8205.26
64	32	Shell-Thick	DX284	CEDIMENTI	LinStatic	55585.11	-4527.85
64	32	Shell-Thick	DX297	CEDIMENTI	LinStatic	60963.17	-4852.55
67	33	Shell-Thick	DX276	CEDIMENTI	LinStatic	-66947.60	-3364.95
67	33	Shell-Thick	DX263	CEDIMENTI	LinStatic	-60202.26	-3221.13
67	33	Shell-Thick	DX264	CEDIMENTI	LinStatic	19970.86	-9057.41
67	33	Shell-Thick	DX277	CEDIMENTI	LinStatic	17555.67	-9201.23
69	34	Shell-Thick	DX279	CEDIMENTI	LinStatic	-12168.78	-9861.40
69	34	Shell-Thick	DX266	CEDIMENTI	LinStatic	-14262.68	-9808.86
69	34	Shell-Thick	DX267	CEDIMENTI	LinStatic	48159.59	-4792.52
69	34	Shell-Thick	DX280	CEDIMENTI	LinStatic	54372.95	-4845.06
70	35	Shell-Thick	DX280	CEDIMENTI	LinStatic	-54149.49	-5083.73
70	35	Shell-Thick	DX267	CEDIMENTI	LinStatic	-47947.76	-4567.40
70	35	Shell-Thick	DX268	CEDIMENTI	LinStatic	14043.06	-9591.02
70	35	Shell-Thick	DX281	CEDIMENTI	LinStatic	11909.49	-10107.36
72	36	Shell-Thick	DX283	CEDIMENTI	LinStatic	-18226.85	-8821.78
72	36	Shell-Thick	DX270	CEDIMENTI	LinStatic	-20226.08	-9357.04
72	36	Shell-Thick	DX271	CEDIMENTI	LinStatic	62677.15	-3741.23
72	36	Shell-Thick	DX284	CEDIMENTI	LinStatic	68930.08	-3205.97
75	37	Shell-Thick	DX263	CEDIMENTI	LinStatic	-59525.72	-3411.52
75	37	Shell-Thick	DX250	CEDIMENTI	LinStatic	-53029.35	-3969.07
75	37	Shell-Thick	DX251	CEDIMENTI	LinStatic	20956.20	-9919.23
75	37	Shell-Thick	DX264	CEDIMENTI	LinStatic	18992.42	-9361.68
77	38	Shell-Thick	DX266	CEDIMENTI	LinStatic	-13508.26	-10020.66
77	38	Shell-Thick	DX253	CEDIMENTI	LinStatic	-14414.23	-10429.64
77	38	Shell-Thick	DX254	CEDIMENTI	LinStatic	41890.90	-5695.86
77	38	Shell-Thick	DX267	CEDIMENTI	LinStatic	47199.51	-5286.88
78	39	Shell-Thick	DX267	CEDIMENTI	LinStatic	-47028.66	-5056.69
78	39	Shell-Thick	DX254	CEDIMENTI	LinStatic	-41677.71	-5961.94
78	39	Shell-Thick	DX255	CEDIMENTI	LinStatic	14487.57	-10707.11
78	39	Shell-Thick	DX268	CEDIMENTI	LinStatic	13590.92	-9801.86
79	847	Shell-Thick	DX49	CEDIMENTI	LinStatic	116631.20	3259.40
79	847	Shell-Thick	DX62	CEDIMENTI	LinStatic	109569.72	2799.97
79	847	Shell-Thick	SX62	CEDIMENTI	LinStatic	-109542.66	2837.25
79	847	Shell-Thick	SX49	CEDIMENTI	LinStatic	-116623.48	3296.68
80	40	Shell-Thick	DX270	CEDIMENTI	LinStatic	-18842.88	-9957.97
80	40	Shell-Thick	DX257	CEDIMENTI	LinStatic	-21405.77	-9777.47
80	40	Shell-Thick	DX258	CEDIMENTI	LinStatic	54986.67	-3520.95
80	40	Shell-Thick	DX271	CEDIMENTI	LinStatic	61942.04	-3701.44
81	894	Shell-Thick	SX187	CEDIMENTI	LinStatic	5100.57	16448.49
81	894	Shell-Thick	SX173	CEDIMENTI	LinStatic	-70.01	-4984.98
81	894	Shell-Thick	DX173	CEDIMENTI	LinStatic	534.19	-4967.19
81	894	Shell-Thick	DX187	CEDIMENTI	LinStatic	-5158.95	16466.29
83	41	Shell-Thick	DX250	CEDIMENTI	LinStatic	-52321.70	-4071.62
83	41	Shell-Thick	DX237	CEDIMENTI	LinStatic	-45952.03	-4195.99
83	41	Shell-Thick	DX238	CEDIMENTI	LinStatic	21642.23	-10329.36
83	41	Shell-Thick	DX251	CEDIMENTI	LinStatic	19664.17	-10204.99
85	42	Shell-Thick	DX253	CEDIMENTI	LinStatic	-13423.07	-10836.56
85	42	Shell-Thick	DX240	CEDIMENTI	LinStatic	-14756.03	-10915.62
85	42	Shell-Thick	DX241	CEDIMENTI	LinStatic	35067.30	-5691.24
85	42	Shell-Thick	DX254	CEDIMENTI	LinStatic	40910.14	-5612.18
86	43	Shell-Thick	DX254	CEDIMENTI	LinStatic	-40693.98	-5864.80
86	43	Shell-Thick	DX241	CEDIMENTI	LinStatic	-34858.15	-5462.60
86	43	Shell-Thick	DX242	CEDIMENTI	LinStatic	14568.15	-10750.36
86	43	Shell-Thick	DX255	CEDIMENTI	LinStatic	13160.44	-11152.56
87	895	Shell-Thick	DX175	CEDIMENTI	LinStatic	-1626.54	-5596.32
87	895	Shell-Thick	SX175	CEDIMENTI	LinStatic	1561.81	-5513.69
87	895	Shell-Thick	SX187	CEDIMENTI	LinStatic	-5339.45	19806.61
87	895	Shell-Thick	DX187	CEDIMENTI	LinStatic	5389.68	19723.97
88	44	Shell-Thick	DX257	CEDIMENTI	LinStatic	-20703.55	-9824.46
88	44	Shell-Thick	DX244	CEDIMENTI	LinStatic	-22227.67	-10992.77
88	44	Shell-Thick	DX245	CEDIMENTI	LinStatic	48627.25	-5052.25
88	44	Shell-Thick	DX258	CEDIMENTI	LinStatic	54421.09	-3883.95
89	896	Shell-Thick	DX179	CEDIMENTI	LinStatic	-789.21	-5786.87
89	896	Shell-Thick	SX179	CEDIMENTI	LinStatic	62.46	-4248.86
89	896	Shell-Thick	SX191	CEDIMENTI	LinStatic	-4563.20	17227.31
89	896	Shell-Thick	DX191	CEDIMENTI	LinStatic	5482.78	15689.31
91	45	Shell-Thick	DX237	CEDIMENTI	LinStatic	-45236.66	-4382.58
91	45	Shell-Thick	DX224	CEDIMENTI	LinStatic	-39450.84	-4824.23

91	45	Shell-Thick	DX225	CEDIMENTI	LinStatic	22359.35	-10944.36
91	45	Shell-Thick	DX238	CEDIMENTI	LinStatic	20685.52	-10502.71
93	46	Shell-Thick	DX240	CEDIMENTI	LinStatic	-13990.12	-10734.58
93	46	Shell-Thick	DX227	CEDIMENTI	LinStatic	-14337.73	-11074.80
93	46	Shell-Thick	DX228	CEDIMENTI	LinStatic	29318.12	-6523.24
93	46	Shell-Thick	DX241	CEDIMENTI	LinStatic	34067.90	-6183.02
94	47	Shell-Thick	DX241	CEDIMENTI	LinStatic	-33891.22	-6009.35
94	47	Shell-Thick	DX228	CEDIMENTI	LinStatic	-29308.16	-6738.76
94	47	Shell-Thick	DX229	CEDIMENTI	LinStatic	14172.22	-11218.60
94	47	Shell-Thick	DX242	CEDIMENTI	LinStatic	14068.89	-10489.19
96	48	Shell-Thick	DX244	CEDIMENTI	LinStatic	-20597.00	-11486.88
96	48	Shell-Thick	DX231	CEDIMENTI	LinStatic	-22961.18	-10721.79
96	48	Shell-Thick	DX232	CEDIMENTI	LinStatic	41628.53	-4232.06
96	48	Shell-Thick	DX245	CEDIMENTI	LinStatic	47838.57	-4997.15
99	49	Shell-Thick	DX224	CEDIMENTI	LinStatic	-38820.42	-4863.82
99	49	Shell-Thick	DX211	CEDIMENTI	LinStatic	-32949.90	-4875.84
99	49	Shell-Thick	DX212	CEDIMENTI	LinStatic	23683.79	-11274.75
99	49	Shell-Thick	DX225	CEDIMENTI	LinStatic	21280.23	-11262.74
101	50	Shell-Thick	DX227	CEDIMENTI	LinStatic	-13257.46	-11623.03
101	50	Shell-Thick	DX214	CEDIMENTI	LinStatic	-14530.38	-11499.57
101	50	Shell-Thick	DX215	CEDIMENTI	LinStatic	22933.50	-6121.53
101	50	Shell-Thick	DX228	CEDIMENTI	LinStatic	28373.93	-6244.98
102	51	Shell-Thick	DX228	CEDIMENTI	LinStatic	-28357.16	-6312.47
102	51	Shell-Thick	DX215	CEDIMENTI	LinStatic	-22691.35	-6063.12
102	51	Shell-Thick	DX216	CEDIMENTI	LinStatic	14518.81	-11683.47
102	51	Shell-Thick	DX229	CEDIMENTI	LinStatic	12923.59	-11932.81
104	52	Shell-Thick	DX231	CEDIMENTI	LinStatic	-23046.22	-10730.75
104	52	Shell-Thick	DX218	CEDIMENTI	LinStatic	-24627.99	-12719.80
104	52	Shell-Thick	DX219	CEDIMENTI	LinStatic	36139.28	-6533.94
104	52	Shell-Thick	DX232	CEDIMENTI	LinStatic	41023.85	-4544.89
107	53	Shell-Thick	DX211	CEDIMENTI	LinStatic	-32416.09	-5075.02
107	53	Shell-Thick	DX198	CEDIMENTI	LinStatic	-27173.83	-5420.26
107	53	Shell-Thick	DX199	CEDIMENTI	LinStatic	25461.18	-11720.56
107	53	Shell-Thick	DX212	CEDIMENTI	LinStatic	22934.21	-11375.32
109	54	Shell-Thick	DX214	CEDIMENTI	LinStatic	-13877.47	-11171.60
109	54	Shell-Thick	DX201	CEDIMENTI	LinStatic	-14658.11	-11495.71
109	54	Shell-Thick	DX202	CEDIMENTI	LinStatic	17467.04	-7003.72
109	54	Shell-Thick	DX215	CEDIMENTI	LinStatic	22046.95	-6679.61
110	55	Shell-Thick	DX215	CEDIMENTI	LinStatic	-21821.74	-6784.83
110	55	Shell-Thick	DX202	CEDIMENTI	LinStatic	-17441.16	-6912.43
110	55	Shell-Thick	DX203	CEDIMENTI	LinStatic	14368.72	-11300.81
110	55	Shell-Thick	DX216	CEDIMENTI	LinStatic	13814.26	-11173.21
112	56	Shell-Thick	DX218	CEDIMENTI	LinStatic	-22748.96	-10886.73
112	56	Shell-Thick	DX205	CEDIMENTI	LinStatic	-17879.91	-9353.45
112	56	Shell-Thick	DX206	CEDIMENTI	LinStatic	37895.51	-7251.22
112	56	Shell-Thick	DX219	CEDIMENTI	LinStatic	35303.34	-8784.50
115	57	Shell-Thick	DX198	CEDIMENTI	LinStatic	-26604.65	-5379.31
115	57	Shell-Thick	DX185	CEDIMENTI	LinStatic	-22320.83	-5268.24
115	57	Shell-Thick	DX186	CEDIMENTI	LinStatic	27586.09	-11982.63
115	57	Shell-Thick	DX199	CEDIMENTI	LinStatic	24835.11	-12093.71
117	58	Shell-Thick	DX201	CEDIMENTI	LinStatic	-13774.82	-12434.82
117	58	Shell-Thick	DX188	CEDIMENTI	LinStatic	-14461.08	-12616.35
117	58	Shell-Thick	DX189	CEDIMENTI	LinStatic	12782.55	-6707.57
117	58	Shell-Thick	DX202	CEDIMENTI	LinStatic	16692.89	-6526.05
118	59	Shell-Thick	DX202	CEDIMENTI	LinStatic	-16683.52	-6386.11
118	59	Shell-Thick	DX189	CEDIMENTI	LinStatic	-12837.20	-6837.18
118	59	Shell-Thick	DX190	CEDIMENTI	LinStatic	14501.22	-12739.52
118	59	Shell-Thick	DX203	CEDIMENTI	LinStatic	13680.34	-12288.45
120	60	Shell-Thick	DX205	CEDIMENTI	LinStatic	-17874.54	-13610.81
120	60	Shell-Thick	DX192	CEDIMENTI	LinStatic	-27858.65	-13295.76
120	60	Shell-Thick	DX193	CEDIMENTI	LinStatic	25664.20	-2487.39
120	60	Shell-Thick	DX206	CEDIMENTI	LinStatic	37377.00	-2802.43
123	61	Shell-Thick	DX185	CEDIMENTI	LinStatic	-21828.14	-5009.90
123	61	Shell-Thick	DX172	CEDIMENTI	LinStatic	-16625.78	-7755.36
123	61	Shell-Thick	DX173	CEDIMENTI	LinStatic	32554.08	-13264.54
123	61	Shell-Thick	DX186	CEDIMENTI	LinStatic	27448.69	-10519.08
125	62	Shell-Thick	DX188	CEDIMENTI	LinStatic	-15275.35	-11747.64
125	62	Shell-Thick	DX175	CEDIMENTI	LinStatic	-17154.10	-14872.70
125	62	Shell-Thick	DX176	CEDIMENTI	LinStatic	7609.40	-11059.82
125	62	Shell-Thick	DX189	CEDIMENTI	LinStatic	12101.94	-7934.76
126	63	Shell-Thick	DX189	CEDIMENTI	LinStatic	-12229.70	-8060.21
126	63	Shell-Thick	DX176	CEDIMENTI	LinStatic	-7648.84	-10941.20
126	63	Shell-Thick	DX177	CEDIMENTI	LinStatic	17213.00	-14730.43
126	63	Shell-Thick	DX190	CEDIMENTI	LinStatic	15134.86	-11849.44
128	64	Shell-Thick	DX192	CEDIMENTI	LinStatic	-27823.55	-10099.68
128	64	Shell-Thick	DX179	CEDIMENTI	LinStatic	-34155.89	-13350.86
128	64	Shell-Thick	DX180	CEDIMENTI	LinStatic	19104.99	-7357.56
128	64	Shell-Thick	DX193	CEDIMENTI	LinStatic	25453.03	-4106.37
131	65	Shell-Thick	DX172	CEDIMENTI	LinStatic	-18871.62	-8272.76
131	65	Shell-Thick	DX159	CEDIMENTI	LinStatic	-9989.89	-9115.75
131	65	Shell-Thick	DX160	CEDIMENTI	LinStatic	28222.41	-10214.14

131	65	Shell-Thick	DX173	CEDIMENTI	LinStatic	34934.33	-9371.15
133	66	Shell-Thick	DX175	CEDIMENTI	LinStatic	-17537.47	-11645.33
133	66	Shell-Thick	DX162	CEDIMENTI	LinStatic	-13870.37	-12327.06
133	66	Shell-Thick	DX163	CEDIMENTI	LinStatic	1961.08	-14612.12
133	66	Shell-Thick	DX176	CEDIMENTI	LinStatic	7235.29	-13930.39
134	67	Shell-Thick	DX176	CEDIMENTI	LinStatic	-7348.71	-13790.93
134	67	Shell-Thick	DX163	CEDIMENTI	LinStatic	-2033.79	-14717.78
134	67	Shell-Thick	DX164	CEDIMENTI	LinStatic	14182.46	-12420.75
134	67	Shell-Thick	DX177	CEDIMENTI	LinStatic	17777.60	-11493.91
135	848	Shell-Thick	DX56	CEDIMENTI	LinStatic	-110134.32	2813.87
135	848	Shell-Thick	DX43	CEDIMENTI	LinStatic	-117244.83	3226.29
135	848	Shell-Thick	SX43	CEDIMENTI	LinStatic	116298.36	3311.08
135	848	Shell-Thick	SX56	CEDIMENTI	LinStatic	109241.86	2898.66
136	68	Shell-Thick	DX179	CEDIMENTI	LinStatic	-36699.34	-9072.62
136	68	Shell-Thick	DX166	CEDIMENTI	LinStatic	-29565.55	-9860.70
136	68	Shell-Thick	DX167	CEDIMENTI	LinStatic	13707.58	-9060.04
136	68	Shell-Thick	DX180	CEDIMENTI	LinStatic	21928.84	-8271.96
137	849	Shell-Thick	DX43	CEDIMENTI	LinStatic	-120810.90	3143.91
137	849	Shell-Thick	DX30	CEDIMENTI	LinStatic	-127300.95	3849.55
137	849	Shell-Thick	SX30	CEDIMENTI	LinStatic	126175.01	3952.58
137	849	Shell-Thick	SX43	CEDIMENTI	LinStatic	119860.12	3246.94
138	850	Shell-Thick	DX30	CEDIMENTI	LinStatic	-130004.49	3593.69
138	850	Shell-Thick	DX17	CEDIMENTI	LinStatic	-135633.17	4447.78
138	850	Shell-Thick	SX17	CEDIMENTI	LinStatic	134084.22	4677.74
138	850	Shell-Thick	SX30	CEDIMENTI	LinStatic	128872.91	3823.64
139	69	Shell-Thick	DX159	CEDIMENTI	LinStatic	-7116.64	-8043.44
139	69	Shell-Thick	DX146	CEDIMENTI	LinStatic	-556.94	-7624.25
139	69	Shell-Thick	DX147	CEDIMENTI	LinStatic	16457.39	-9085.36
139	69	Shell-Thick	DX160	CEDIMENTI	LinStatic	24247.53	-9504.55
141	70	Shell-Thick	DX162	CEDIMENTI	LinStatic	-11962.44	-12534.77
141	70	Shell-Thick	DX149	CEDIMENTI	LinStatic	-6382.00	-12442.71
141	70	Shell-Thick	DX150	CEDIMENTI	LinStatic	-3263.86	-14044.25
141	70	Shell-Thick	DX163	CEDIMENTI	LinStatic	-475.75	-14136.32
142	71	Shell-Thick	DX163	CEDIMENTI	LinStatic	427.29	-14233.52
142	71	Shell-Thick	DX150	CEDIMENTI	LinStatic	3250.96	-13926.73
142	71	Shell-Thick	DX151	CEDIMENTI	LinStatic	6618.41	-12322.45
142	71	Shell-Thick	DX164	CEDIMENTI	LinStatic	12150.48	-12629.24
144	72	Shell-Thick	DX166	CEDIMENTI	LinStatic	-25647.85	-9304.83
144	72	Shell-Thick	DX153	CEDIMENTI	LinStatic	-17842.11	-9133.73
144	72	Shell-Thick	DX154	CEDIMENTI	LinStatic	4479.05	-7718.35
144	72	Shell-Thick	DX167	CEDIMENTI	LinStatic	10966.54	-7889.45
147	73	Shell-Thick	DX146	CEDIMENTI	LinStatic	2820.18	-7848.29
147	73	Shell-Thick	DX133	CEDIMENTI	LinStatic	10082.49	-7809.88
147	73	Shell-Thick	DX134	CEDIMENTI	LinStatic	5448.51	-8896.30
147	73	Shell-Thick	DX147	CEDIMENTI	LinStatic	12102.66	-8934.71
148	851	Shell-Thick	DX60	CEDIMENTI	LinStatic	116606.62	-125.10
148	851	Shell-Thick	SX60	CEDIMENTI	LinStatic	-116541.65	-81.59
148	851	Shell-Thick	SX47	CEDIMENTI	LinStatic	-124459.19	-882.62
148	851	Shell-Thick	DX47	CEDIMENTI	LinStatic	124394.97	-926.13
149	74	Shell-Thick	DX149	CEDIMENTI	LinStatic	-4280.16	-12238.87
149	74	Shell-Thick	DX136	CEDIMENTI	LinStatic	78.90	-12060.29
149	74	Shell-Thick	DX137	CEDIMENTI	LinStatic	-9491.45	-14016.28
149	74	Shell-Thick	DX150	CEDIMENTI	LinStatic	-5669.43	-14194.86
150	75	Shell-Thick	DX150	CEDIMENTI	LinStatic	5633.96	-14084.20
150	75	Shell-Thick	DX137	CEDIMENTI	LinStatic	9418.10	-14107.00
150	75	Shell-Thick	DX138	CEDIMENTI	LinStatic	268.90	-12142.49
150	75	Shell-Thick	DX151	CEDIMENTI	LinStatic	4650.93	-12119.69
151	852	Shell-Thick	DX47	CEDIMENTI	LinStatic	127168.39	-779.26
151	852	Shell-Thick	SX47	CEDIMENTI	LinStatic	-127228.47	-806.89
151	852	Shell-Thick	SX34	CEDIMENTI	LinStatic	-134231.48	-1945.42
151	852	Shell-Thick	DX34	CEDIMENTI	LinStatic	134237.72	-1917.79
152	76	Shell-Thick	DX153	CEDIMENTI	LinStatic	-13480.79	-8974.57
152	76	Shell-Thick	DX140	CEDIMENTI	LinStatic	-6678.86	-8843.54
152	76	Shell-Thick	DX141	CEDIMENTI	LinStatic	-5848.96	-7822.50
152	76	Shell-Thick	DX154	CEDIMENTI	LinStatic	1042.40	-7953.53
153	853	Shell-Thick	DX34	CEDIMENTI	LinStatic	136873.38	-1884.17
153	853	Shell-Thick	SX34	CEDIMENTI	LinStatic	-136869.59	-1891.54
153	853	Shell-Thick	SX21	CEDIMENTI	LinStatic	-142840.99	-2721.40
153	853	Shell-Thick	DX21	CEDIMENTI	LinStatic	142745.35	-2714.04
155	77	Shell-Thick	DX133	CEDIMENTI	LinStatic	13397.99	-7583.02
155	77	Shell-Thick	DX120	CEDIMENTI	LinStatic	20477.94	-7494.43
155	77	Shell-Thick	DX121	CEDIMENTI	LinStatic	-5514.04	-8822.16
155	77	Shell-Thick	DX134	CEDIMENTI	LinStatic	1170.52	-8910.75
157	78	Shell-Thick	DX136	CEDIMENTI	LinStatic	2165.37	-12104.29
157	78	Shell-Thick	DX123	CEDIMENTI	LinStatic	6745.17	-11843.16
157	78	Shell-Thick	DX124	CEDIMENTI	LinStatic	-15314.33	-13415.79
157	78	Shell-Thick	DX137	CEDIMENTI	LinStatic	-11812.20	-13676.92
158	79	Shell-Thick	DX137	CEDIMENTI	LinStatic	11766.16	-13761.09
158	79	Shell-Thick	DX124	CEDIMENTI	LinStatic	15253.41	-13331.69
158	79	Shell-Thick	DX125	CEDIMENTI	LinStatic	-6512.07	-11764.12
158	79	Shell-Thick	DX138	CEDIMENTI	LinStatic	-1920.57	-12193.52

160	80	Shell-Thick	DX140	CEDIMENTI	LinStatic	-2476.07	-8956.20
160	80	Shell-Thick	DX127	CEDIMENTI	LinStatic	4089.94	-9058.21
160	80	Shell-Thick	DX128	CEDIMENTI	LinStatic	-16225.99	-7639.74
160	80	Shell-Thick	DX141	CEDIMENTI	LinStatic	-9078.64	-7537.74
162	854	Shell-Thick	DX58	CEDIMENTI	LinStatic	-116542.72	-91.20
162	854	Shell-Thick	DX45	CEDIMENTI	LinStatic	-124401.28	-897.66
162	854	Shell-Thick	SX45	CEDIMENTI	LinStatic	124578.00	-915.01
162	854	Shell-Thick	SX58	CEDIMENTI	LinStatic	116722.78	-108.55
163	81	Shell-Thick	DX120	CEDIMENTI	LinStatic	23866.02	-7554.72
163	81	Shell-Thick	DX107	CEDIMENTI	LinStatic	31030.54	-7412.46
163	81	Shell-Thick	DX108	CEDIMENTI	LinStatic	-16288.10	-8452.75
163	81	Shell-Thick	DX121	CEDIMENTI	LinStatic	-9737.01	-8595.01
164	855	Shell-Thick	DX45	CEDIMENTI	LinStatic	-127168.17	-783.57
164	855	Shell-Thick	DX32	CEDIMENTI	LinStatic	-134191.52	-1919.21
164	855	Shell-Thick	SX32	CEDIMENTI	LinStatic	134401.81	-1935.98
164	855	Shell-Thick	SX45	CEDIMENTI	LinStatic	127343.27	-800.34
165	82	Shell-Thick	DX123	CEDIMENTI	LinStatic	8875.74	-11504.20
165	82	Shell-Thick	DX110	CEDIMENTI	LinStatic	13225.51	-11087.20
165	82	Shell-Thick	DX111	CEDIMENTI	LinStatic	-21462.28	-12901.21
165	82	Shell-Thick	DX124	CEDIMENTI	LinStatic	-17650.26	-13318.22
166	83	Shell-Thick	DX124	CEDIMENTI	LinStatic	17564.72	-13239.20
166	83	Shell-Thick	DX111	CEDIMENTI	LinStatic	21331.83	-12982.66
166	83	Shell-Thick	DX112	CEDIMENTI	LinStatic	-12936.71	-11170.92
166	83	Shell-Thick	DX125	CEDIMENTI	LinStatic	-8547.16	-11427.46
167	856	Shell-Thick	DX32	CEDIMENTI	LinStatic	-136823.15	-1880.66
167	856	Shell-Thick	DX19	CEDIMENTI	LinStatic	-142740.07	-2707.37
167	856	Shell-Thick	SX19	CEDIMENTI	LinStatic	142972.94	-2732.45
167	856	Shell-Thick	SX32	CEDIMENTI	LinStatic	137035.17	-1905.74
168	84	Shell-Thick	DX127	CEDIMENTI	LinStatic	8305.57	-8753.04
168	84	Shell-Thick	DX114	CEDIMENTI	LinStatic	15046.22	-8484.87
168	84	Shell-Thick	DX115	CEDIMENTI	LinStatic	-26460.26	-7510.54
168	84	Shell-Thick	DX128	CEDIMENTI	LinStatic	-19687.47	-7778.70
171	85	Shell-Thick	DX107	CEDIMENTI	LinStatic	34574.15	-7167.39
171	85	Shell-Thick	DX94	CEDIMENTI	LinStatic	41526.35	-6896.37
171	85	Shell-Thick	DX95	CEDIMENTI	LinStatic	-27403.34	-8224.98
171	85	Shell-Thick	DX108	CEDIMENTI	LinStatic	-20456.59	-8496.00
172	725	Shell-Thick	DX388	CEDIMENTI	LinStatic	-51099.47	6702.15
172	725	Shell-Thick	DX375	CEDIMENTI	LinStatic	-41608.45	-6720.57
172	725	Shell-Thick	DX376	CEDIMENTI	LinStatic	4121.02	-6471.64
172	725	Shell-Thick	DX389	CEDIMENTI	LinStatic	2724.32	6951.07
173	86	Shell-Thick	DX110	CEDIMENTI	LinStatic	15394.88	-11013.23
173	86	Shell-Thick	DX97	CEDIMENTI	LinStatic	19908.75	-10565.39
173	86	Shell-Thick	DX98	CEDIMENTI	LinStatic	-27597.34	-12013.01
173	86	Shell-Thick	DX111	CEDIMENTI	LinStatic	-23795.29	-12460.85
174	87	Shell-Thick	DX111	CEDIMENTI	LinStatic	23686.38	-12537.28
174	87	Shell-Thick	DX98	CEDIMENTI	LinStatic	27467.35	-11947.36
174	87	Shell-Thick	DX99	CEDIMENTI	LinStatic	-19724.58	-10509.51
174	87	Shell-Thick	DX112	CEDIMENTI	LinStatic	-15196.10	-11099.43
175	726	Shell-Thick	DX389	CEDIMENTI	LinStatic	1375.71	-741.03
175	726	Shell-Thick	DX376	CEDIMENTI	LinStatic	181.79	1187.64
175	726	Shell-Thick	DX377	CEDIMENTI	LinStatic	143.23	557.45
175	726	Shell-Thick	DX390	CEDIMENTI	LinStatic	1127.93	-1371.21
176	88	Shell-Thick	DX114	CEDIMENTI	LinStatic	19132.27	-8593.46
176	88	Shell-Thick	DX101	CEDIMENTI	LinStatic	26021.03	-8458.90
176	88	Shell-Thick	DX102	CEDIMENTI	LinStatic	-36851.01	-7072.84
176	88	Shell-Thick	DX115	CEDIMENTI	LinStatic	-29922.32	-7207.41
178	857	Shell-Thick	DX60	CEDIMENTI	LinStatic	113427.76	-63.59
178	857	Shell-Thick	DX73	CEDIMENTI	LinStatic	104951.49	501.54
178	857	Shell-Thick	SX73	CEDIMENTI	LinStatic	-105048.68	440.23
178	857	Shell-Thick	SX60	CEDIMENTI	LinStatic	-113359.21	-124.89
179	89	Shell-Thick	DX94	CEDIMENTI	LinStatic	45206.84	-6890.20
179	89	Shell-Thick	DX81	CEDIMENTI	LinStatic	52494.60	-6419.58
179	89	Shell-Thick	DX82	CEDIMENTI	LinStatic	-38483.04	-7454.27
179	89	Shell-Thick	DX95	CEDIMENTI	LinStatic	-31603.70	-7924.89
180	727	Shell-Thick	DX375	CEDIMENTI	LinStatic	-40318.51	-6799.95
180	727	Shell-Thick	DX362	CEDIMENTI	LinStatic	-37029.80	6939.43
180	727	Shell-Thick	DX363	CEDIMENTI	LinStatic	1215.02	7288.21
180	727	Shell-Thick	DX376	CEDIMENTI	LinStatic	1136.69	-6451.17
181	90	Shell-Thick	DX97	CEDIMENTI	LinStatic	22194.06	-10168.72
181	90	Shell-Thick	DX84	CEDIMENTI	LinStatic	26747.75	-9574.17
181	90	Shell-Thick	DX85	CEDIMENTI	LinStatic	-34060.75	-11180.43
181	90	Shell-Thick	DX98	CEDIMENTI	LinStatic	-30002.50	-11774.98
182	91	Shell-Thick	DX98	CEDIMENTI	LinStatic	29846.69	-11713.41
182	91	Shell-Thick	DX85	CEDIMENTI	LinStatic	33864.87	-11243.02
182	91	Shell-Thick	DX86	CEDIMENTI	LinStatic	-26522.19	-9639.09
182	91	Shell-Thick	DX99	CEDIMENTI	LinStatic	-21933.91	-10109.47
183	728	Shell-Thick	DX376	CEDIMENTI	LinStatic	-1496.38	1138.49
183	728	Shell-Thick	DX363	CEDIMENTI	LinStatic	-80.91	-523.15
183	728	Shell-Thick	DX364	CEDIMENTI	LinStatic	-244.65	-1114.94
183	728	Shell-Thick	DX377	CEDIMENTI	LinStatic	-1383.23	546.71
184	92	Shell-Thick	DX101	CEDIMENTI	LinStatic	30204.46	-8102.66



Autorità Portuale di Taranto
Interventi per il dragaggio di 2,3 M³ di sedimenti in area Molo Polisettoriale e per la realizzazione di un primo lotto della cassa di colmata funzionale all'ampliamento del V Sporgente del Porto di Taranto

Allegati alla relazione di calcolo strutturale allineamento "BC"

Data 05/2016
Rev. B
c.d.c.: C296A
514B

184	92 Shell-Thick	DX88	CEDIMENTI	LinStatic	37235.68	-7489.92
184	92 Shell-Thick	DX89	CEDIMENTI	LinStatic	-47521.74	-6492.91
184	92 Shell-Thick	DX102	CEDIMENTI	LinStatic	-40589.57	-7105.65
185	858 Shell-Thick	DX75	CEDIMENTI	LinStatic	98380.59	2468.08
185	858 Shell-Thick	SX75	CEDIMENTI	LinStatic	-98373.83	2415.30
185	858 Shell-Thick	SX62	CEDIMENTI	LinStatic	-105883.03	2775.26
185	858 Shell-Thick	DX62	CEDIMENTI	LinStatic	105911.31	2828.05
186	859 Shell-Thick	DX58	CEDIMENTI	LinStatic	-113367.08	-90.81
186	859 Shell-Thick	SX58	CEDIMENTI	LinStatic	113547.94	-95.69
186	859 Shell-Thick	SX71	CEDIMENTI	LinStatic	105130.56	472.46
186	859 Shell-Thick	DX71	CEDIMENTI	LinStatic	-104992.98	477.34
187	93 Shell-Thick	DX81	CEDIMENTI	LinStatic	56254.07	-6143.91
187	93 Shell-Thick	DX68	CEDIMENTI	LinStatic	63570.68	-5656.63
187	93 Shell-Thick	DX69	CEDIMENTI	LinStatic	-50025.86	-6924.12
187	93 Shell-Thick	DX82	CEDIMENTI	LinStatic	-42715.93	-7411.40
188	729 Shell-Thick	DX362	CEDIMENTI	LinStatic	-36443.80	6650.92
188	729 Shell-Thick	DX349	CEDIMENTI	LinStatic	-35855.74	-7643.57
188	729 Shell-Thick	DX350	CEDIMENTI	LinStatic	1651.73	-6591.11
188	729 Shell-Thick	DX363	CEDIMENTI	LinStatic	2785.76	7703.38
189	94 Shell-Thick	DX84	CEDIMENTI	LinStatic	29120.87	-9395.47
189	94 Shell-Thick	DX71	CEDIMENTI	LinStatic	34013.19	-8757.09
189	94 Shell-Thick	DX72	CEDIMENTI	LinStatic	-40631.02	-10017.38
189	94 Shell-Thick	DX85	CEDIMENTI	LinStatic	-36520.82	-10655.75
190	95 Shell-Thick	DX85	CEDIMENTI	LinStatic	36347.88	-10714.88
190	95 Shell-Thick	DX72	CEDIMENTI	LinStatic	40444.11	-9954.99
190	95 Shell-Thick	DX73	CEDIMENTI	LinStatic	-33856.92	-8697.85
190	95 Shell-Thick	DX86	CEDIMENTI	LinStatic	-28964.73	-9457.75
191	730 Shell-Thick	DX363	CEDIMENTI	LinStatic	1874.54	-483.90
191	730 Shell-Thick	DX350	CEDIMENTI	LinStatic	-161.14	1601.97
191	730 Shell-Thick	DX351	CEDIMENTI	LinStatic	-186.57	958.41
191	730 Shell-Thick	DX364	CEDIMENTI	LinStatic	1551.84	-1127.45
192	96 Shell-Thick	DX88	CEDIMENTI	LinStatic	41388.99	-7494.85
192	96 Shell-Thick	DX75	CEDIMENTI	LinStatic	48601.12	-7071.37
192	96 Shell-Thick	DX76	CEDIMENTI	LinStatic	-58516.68	-5728.43
192	96 Shell-Thick	DX89	CEDIMENTI	LinStatic	-51223.05	-6151.92
193	860 Shell-Thick	DX56	CEDIMENTI	LinStatic	-106486.03	2790.34
193	860 Shell-Thick	SX56	CEDIMENTI	LinStatic	105591.00	2880.90
193	860 Shell-Thick	SX69	CEDIMENTI	LinStatic	98126.61	2529.07
193	860 Shell-Thick	DX69	CEDIMENTI	LinStatic	-98868.05	2438.51
195	97 Shell-Thick	DX68	CEDIMENTI	LinStatic	67647.46	-5541.13
195	97 Shell-Thick	DX55	CEDIMENTI	LinStatic	75168.67	-4728.45
195	97 Shell-Thick	DX56	CEDIMENTI	LinStatic	-62065.68	-5880.40
195	97 Shell-Thick	DX69	CEDIMENTI	LinStatic	-54406.78	-6693.08
196	731 Shell-Thick	DX349	CEDIMENTI	LinStatic	-35372.85	-7689.35
196	731 Shell-Thick	DX336	CEDIMENTI	LinStatic	-36924.63	6984.64
196	731 Shell-Thick	DX337	CEDIMENTI	LinStatic	-2398.51	8134.71
196	731 Shell-Thick	DX350	CEDIMENTI	LinStatic	-373.40	-6539.27
197	98 Shell-Thick	DX71	CEDIMENTI	LinStatic	36531.13	-8320.98
197	98 Shell-Thick	DX58	CEDIMENTI	LinStatic	41831.35	-7581.24
197	98 Shell-Thick	DX59	CEDIMENTI	LinStatic	-47486.96	-8922.99
197	98 Shell-Thick	DX72	CEDIMENTI	LinStatic	-43227.34	-9662.73
198	99 Shell-Thick	DX72	CEDIMENTI	LinStatic	43017.17	-9603.06
198	99 Shell-Thick	DX59	CEDIMENTI	LinStatic	47275.90	-8967.63
198	99 Shell-Thick	DX60	CEDIMENTI	LinStatic	-41582.75	-7622.63
198	99 Shell-Thick	DX73	CEDIMENTI	LinStatic	-36299.83	-8258.06
199	732 Shell-Thick	DX350	CEDIMENTI	LinStatic	-1830.53	1777.40
199	732 Shell-Thick	DX337	CEDIMENTI	LinStatic	194.89	-500.98
199	732 Shell-Thick	DX338	CEDIMENTI	LinStatic	-85.98	-1508.80
199	732 Shell-Thick	DX351	CEDIMENTI	LinStatic	-1648.02	769.58
200	100 Shell-Thick	DX75	CEDIMENTI	LinStatic	52964.17	-6739.44
200	100 Shell-Thick	DX62	CEDIMENTI	LinStatic	60796.57	-5729.42
200	100 Shell-Thick	DX63	CEDIMENTI	LinStatic	-69725.65	-4668.33
200	100 Shell-Thick	DX76	CEDIMENTI	LinStatic	-62625.10	-5678.36
201	861 Shell-Thick	DX75	CEDIMENTI	LinStatic	94651.93	2347.14
201	861 Shell-Thick	DX88	CEDIMENTI	LinStatic	86866.03	2184.07
201	861 Shell-Thick	SX88	CEDIMENTI	LinStatic	-86822.03	2247.66
201	861 Shell-Thick	SX75	CEDIMENTI	LinStatic	-94646.62	2410.74
202	862 Shell-Thick	DX88	CEDIMENTI	LinStatic	82975.37	2129.98
202	862 Shell-Thick	DX101	CEDIMENTI	LinStatic	75002.64	1833.78
202	862 Shell-Thick	SX101	CEDIMENTI	LinStatic	-74989.38	1754.22
202	862 Shell-Thick	SX88	CEDIMENTI	LinStatic	-82930.57	2050.41
203	101 Shell-Thick	DX55	CEDIMENTI	LinStatic	79521.31	-4380.32
203	101 Shell-Thick	DX42	CEDIMENTI	LinStatic	87500.75	-3071.40
203	101 Shell-Thick	DX43	CEDIMENTI	LinStatic	-74592.95	-4411.32
203	101 Shell-Thick	DX56	CEDIMENTI	LinStatic	-66655.10	-5720.24
204	733 Shell-Thick	DX336	CEDIMENTI	LinStatic	-36220.45	7419.48
204	733 Shell-Thick	DX323	CEDIMENTI	LinStatic	-25941.89	-9305.69
204	733 Shell-Thick	DX324	CEDIMENTI	LinStatic	4954.14	-8777.77
204	733 Shell-Thick	DX337	CEDIMENTI	LinStatic	-538.38	7947.40
205	102 Shell-Thick	DX58	CEDIMENTI	LinStatic	44447.76	-7361.00
205	102 Shell-Thick	DX45	CEDIMENTI	LinStatic	50413.99	-6554.78

205	102	Shell-Thick	DX46	CEDIMENTI	LinStatic	-54545.96	-7600.00
205	102	Shell-Thick	DX59	CEDIMENTI	LinStatic	-50220.94	-8406.22
206	103	Shell-Thick	DX59	CEDIMENTI	LinStatic	50030.23	-8448.64
206	103	Shell-Thick	DX46	CEDIMENTI	LinStatic	54392.07	-7538.25
206	103	Shell-Thick	DX47	CEDIMENTI	LinStatic	-50148.61	-6492.50
206	103	Shell-Thick	DX60	CEDIMENTI	LinStatic	-44247.97	-7402.89
207	734	Shell-Thick	DX337	CEDIMENTI	LinStatic	2470.52	-551.72
207	734	Shell-Thick	DX324	CEDIMENTI	LinStatic	211.90	-228.50
207	734	Shell-Thick	DX325	CEDIMENTI	LinStatic	355.75	-1117.42
207	734	Shell-Thick	DX338	CEDIMENTI	LinStatic	2088.73	-1440.63
208	104	Shell-Thick	DX62	CEDIMENTI	LinStatic	65313.27	-5579.06
208	104	Shell-Thick	DX49	CEDIMENTI	LinStatic	73159.69	-4249.92
208	104	Shell-Thick	DX50	CEDIMENTI	LinStatic	-81858.28	-2962.83
208	104	Shell-Thick	DX63	CEDIMENTI	LinStatic	-73957.90	-4291.98
209	863	Shell-Thick	DX101	CEDIMENTI	LinStatic	71091.15	1707.74
209	863	Shell-Thick	DX114	CEDIMENTI	LinStatic	63149.58	1595.25
209	863	Shell-Thick	SX114	CEDIMENTI	LinStatic	-63070.55	1677.23
209	863	Shell-Thick	SX101	CEDIMENTI	LinStatic	-71078.13	1789.73
211	105	Shell-Thick	DX42	CEDIMENTI	LinStatic	91978.46	-2734.13
211	105	Shell-Thick	DX29	CEDIMENTI	LinStatic	100624.13	-1228.66
211	105	Shell-Thick	DX30	CEDIMENTI	LinStatic	-87663.80	-2474.50
211	105	Shell-Thick	DX43	CEDIMENTI	LinStatic	-79599.23	-3979.96
212	735	Shell-Thick	DX323	CEDIMENTI	LinStatic	-25205.58	-9984.82
212	735	Shell-Thick	DX310	CEDIMENTI	LinStatic	-29452.40	8615.15
212	735	Shell-Thick	DX311	CEDIMENTI	LinStatic	-784.02	10347.70
212	735	Shell-Thick	DX324	CEDIMENTI	LinStatic	2399.85	-8252.26
213	106	Shell-Thick	DX45	CEDIMENTI	LinStatic	53402.76	-6158.70
213	106	Shell-Thick	DX32	CEDIMENTI	LinStatic	59210.15	-4893.08
213	106	Shell-Thick	DX33	CEDIMENTI	LinStatic	-63049.45	-5789.42
213	106	Shell-Thick	DX46	CEDIMENTI	LinStatic	-57529.69	-7055.04
214	107	Shell-Thick	DX46	CEDIMENTI	LinStatic	57351.15	-6994.70
214	107	Shell-Thick	DX33	CEDIMENTI	LinStatic	62918.88	-5829.23
214	107	Shell-Thick	DX34	CEDIMENTI	LinStatic	-58794.06	-4922.13
214	107	Shell-Thick	DX47	CEDIMENTI	LinStatic	-53063.98	-6087.60
215	736	Shell-Thick	DX324	CEDIMENTI	LinStatic	-1802.88	-123.96
215	736	Shell-Thick	DX311	CEDIMENTI	LinStatic	-1728.67	1794.93
215	736	Shell-Thick	DX312	CEDIMENTI	LinStatic	-1896.94	663.59
215	736	Shell-Thick	DX325	CEDIMENTI	LinStatic	-1765.47	-1255.31
216	108	Shell-Thick	DX49	CEDIMENTI	LinStatic	78146.66	-3758.18
216	108	Shell-Thick	DX36	CEDIMENTI	LinStatic	86007.47	-2236.01
216	108	Shell-Thick	DX37	CEDIMENTI	LinStatic	-94832.84	-1091.86
216	108	Shell-Thick	DX50	CEDIMENTI	LinStatic	-86187.55	-2614.04
217	864	Shell-Thick	DX73	CEDIMENTI	LinStatic	101680.49	478.38
217	864	Shell-Thick	DX86	CEDIMENTI	LinStatic	93047.36	1009.62
217	864	Shell-Thick	SX86	CEDIMENTI	LinStatic	-92929.02	1094.81
217	864	Shell-Thick	SX73	CEDIMENTI	LinStatic	-101780.73	563.57
218	865	Shell-Thick	DX86	CEDIMENTI	LinStatic	89630.63	1170.70
218	865	Shell-Thick	DX99	CEDIMENTI	LinStatic	80561.65	1531.60
218	865	Shell-Thick	SX99	CEDIMENTI	LinStatic	-80727.55	1436.75
218	865	Shell-Thick	SX86	CEDIMENTI	LinStatic	-89509.06	1075.85
219	109	Shell-Thick	DX29	CEDIMENTI	LinStatic	104903.43	-1577.73
219	109	Shell-Thick	DX16	CEDIMENTI	LinStatic	107927.30	-383.74
219	109	Shell-Thick	DX17	CEDIMENTI	LinStatic	-107197.42	-1321.10
219	109	Shell-Thick	DX30	CEDIMENTI	LinStatic	-92354.31	-2515.09
220	737	Shell-Thick	DX310	CEDIMENTI	LinStatic	-29575.36	8557.19
220	737	Shell-Thick	DX297	CEDIMENTI	LinStatic	-34747.05	-11200.65
220	737	Shell-Thick	DX298	CEDIMENTI	LinStatic	-45.04	-9109.84
220	737	Shell-Thick	DX311	CEDIMENTI	LinStatic	2583.48	10648.00
221	110	Shell-Thick	DX32	CEDIMENTI	LinStatic	62265.19	-4026.27
221	110	Shell-Thick	DX19	CEDIMENTI	LinStatic	72565.89	-3002.73
221	110	Shell-Thick	DX20	CEDIMENTI	LinStatic	-68824.01	-3804.44
221	110	Shell-Thick	DX33	CEDIMENTI	LinStatic	-66338.09	-4827.98
222	111	Shell-Thick	DX33	CEDIMENTI	LinStatic	66221.52	-4866.75
222	111	Shell-Thick	DX20	CEDIMENTI	LinStatic	68801.00	-3745.75
222	111	Shell-Thick	DX21	CEDIMENTI	LinStatic	-72071.14	-2946.09
222	111	Shell-Thick	DX34	CEDIMENTI	LinStatic	-61889.88	-4067.10
223	738	Shell-Thick	DX311	CEDIMENTI	LinStatic	1105.96	2028.53
223	738	Shell-Thick	DX298	CEDIMENTI	LinStatic	2961.76	-417.65
223	738	Shell-Thick	DX299	CEDIMENTI	LinStatic	2682.89	-1916.00
223	738	Shell-Thick	DX312	CEDIMENTI	LinStatic	1176.91	530.19
224	112	Shell-Thick	DX36	CEDIMENTI	LinStatic	90614.48	-2274.61
224	112	Shell-Thick	DX23	CEDIMENTI	LinStatic	106019.33	-1346.75
224	112	Shell-Thick	DX24	CEDIMENTI	LinStatic	-101268.72	-657.77
224	112	Shell-Thick	DX37	CEDIMENTI	LinStatic	-98933.98	-1585.63
225	866	Shell-Thick	DX99	CEDIMENTI	LinStatic	77117.49	1513.38
225	866	Shell-Thick	DX112	CEDIMENTI	LinStatic	68288.94	1917.79
225	866	Shell-Thick	SX112	CEDIMENTI	LinStatic	-68102.12	2040.37
225	866	Shell-Thick	SX99	CEDIMENTI	LinStatic	-77286.05	1635.97
228	739	Shell-Thick	DX297	CEDIMENTI	LinStatic	-34280.99	-10985.16
228	739	Shell-Thick	DX284	CEDIMENTI	LinStatic	-30558.50	8747.05
228	739	Shell-Thick	DX285	CEDIMENTI	LinStatic	-2054.20	10172.22

228	739	Shell-Thick	DX298	CEDIMENTI	LinStatic	-2446.99	-9559.99
231	740	Shell-Thick	DX298	CEDIMENTI	LinStatic	813.27	-891.96
231	740	Shell-Thick	DX285	CEDIMENTI	LinStatic	-4766.63	1042.99
231	740	Shell-Thick	DX286	CEDIMENTI	LinStatic	-4529.23	223.05
231	740	Shell-Thick	DX299	CEDIMENTI	LinStatic	367.71	-1711.91
233	867	Shell-Thick	DX71	CEDIMENTI	LinStatic	-101727.36	526.20
233	867	Shell-Thick	SX71	CEDIMENTI	LinStatic	101866.13	517.15
233	867	Shell-Thick	SX84	CEDIMENTI	LinStatic	93139.78	1050.37
233	867	Shell-Thick	DX84	CEDIMENTI	LinStatic	-92968.53	1059.43
234	741	Shell-Thick	DX284	CEDIMENTI	LinStatic	-36824.08	12254.89
234	741	Shell-Thick	DX271	CEDIMENTI	LinStatic	-32388.63	-12591.58
234	741	Shell-Thick	DX272	CEDIMENTI	LinStatic	4870.59	-12415.46
234	741	Shell-Thick	DX285	CEDIMENTI	LinStatic	253.51	12431.01
235	113	Shell-Thick	SX378	CEDIMENTI	LinStatic	-562.10	29.34
235	113	Shell-Thick	SX365	CEDIMENTI	LinStatic	556.53	492.07
235	113	Shell-Thick	SX366	CEDIMENTI	LinStatic	715.12	-363.17
235	113	Shell-Thick	SX379	CEDIMENTI	LinStatic	-538.97	-825.90
236	114	Shell-Thick	SX379	CEDIMENTI	LinStatic	-1526.94	-522.78
236	114	Shell-Thick	SX366	CEDIMENTI	LinStatic	-3316.13	-848.24
236	114	Shell-Thick	SX367	CEDIMENTI	LinStatic	37512.06	606.24
236	114	Shell-Thick	SX380	CEDIMENTI	LinStatic	47745.94	931.70
237	115	Shell-Thick	SX380	CEDIMENTI	LinStatic	-107495.11	2017.62
237	115	Shell-Thick	SX367	CEDIMENTI	LinStatic	-100969.25	2464.55
237	115	Shell-Thick	SX368	CEDIMENTI	LinStatic	21718.15	839.08
237	115	Shell-Thick	SX381	CEDIMENTI	LinStatic	19150.16	392.15
238	742	Shell-Thick	DX285	CEDIMENTI	LinStatic	-2272.55	1696.39
238	742	Shell-Thick	DX272	CEDIMENTI	LinStatic	6121.60	-1571.17
238	742	Shell-Thick	DX273	CEDIMENTI	LinStatic	5887.50	-2969.08
238	742	Shell-Thick	DX286	CEDIMENTI	LinStatic	-1648.05	298.47
239	116	Shell-Thick	SX383	CEDIMENTI	LinStatic	-17573.44	371.40
239	116	Shell-Thick	SX370	CEDIMENTI	LinStatic	-19628.96	986.79
239	116	Shell-Thick	SX371	CEDIMENTI	LinStatic	80658.75	2650.06
239	116	Shell-Thick	SX384	CEDIMENTI	LinStatic	86387.77	2034.67
240	117	Shell-Thick	SX384	CEDIMENTI	LinStatic	-86570.96	2091.08
240	117	Shell-Thick	SX371	CEDIMENTI	LinStatic	-80832.37	2587.23
240	117	Shell-Thick	SX372	CEDIMENTI	LinStatic	19831.56	916.26
240	117	Shell-Thick	SX385	CEDIMENTI	LinStatic	17776.32	420.10
241	743	Shell-Thick	DX271	CEDIMENTI	LinStatic	-31360.47	-13009.45
241	743	Shell-Thick	DX258	CEDIMENTI	LinStatic	-33122.68	13323.72
241	743	Shell-Thick	DX259	CEDIMENTI	LinStatic	-3349.86	14039.19
241	743	Shell-Thick	DX272	CEDIMENTI	LinStatic	1081.03	-12293.98
242	118	Shell-Thick	SX387	CEDIMENTI	LinStatic	-19436.51	336.07
242	118	Shell-Thick	SX374	CEDIMENTI	LinStatic	-21899.49	893.94
242	118	Shell-Thick	SX375	CEDIMENTI	LinStatic	98892.56	2465.09
242	118	Shell-Thick	SX388	CEDIMENTI	LinStatic	105314.50	1907.22
243	744	Shell-Thick	DX272	CEDIMENTI	LinStatic	3063.91	-2842.20
243	744	Shell-Thick	DX259	CEDIMENTI	LinStatic	-9447.00	4244.49
243	744	Shell-Thick	DX260	CEDIMENTI	LinStatic	-8926.80	5085.20
243	744	Shell-Thick	DX273	CEDIMENTI	LinStatic	2029.13	-2001.49
244	745	Shell-Thick	DX258	CEDIMENTI	LinStatic	-33632.07	13391.42
244	745	Shell-Thick	DX245	CEDIMENTI	LinStatic	-37072.92	-14608.32
244	745	Shell-Thick	DX246	CEDIMENTI	LinStatic	4005.54	-13731.91
244	745	Shell-Thick	DX259	CEDIMENTI	LinStatic	1470.85	14267.83
245	119	Shell-Thick	SX365	CEDIMENTI	LinStatic	304.45	262.24
245	119	Shell-Thick	SX352	CEDIMENTI	LinStatic	-496.43	124.58
245	119	Shell-Thick	SX353	CEDIMENTI	LinStatic	-410.73	-194.35
245	119	Shell-Thick	SX366	CEDIMENTI	LinStatic	560.19	-56.69
246	120	Shell-Thick	SX366	CEDIMENTI	LinStatic	-2252.69	-387.11
246	120	Shell-Thick	SX353	CEDIMENTI	LinStatic	-2245.31	-22.45
246	120	Shell-Thick	SX354	CEDIMENTI	LinStatic	32820.25	711.88
246	120	Shell-Thick	SX367	CEDIMENTI	LinStatic	36070.16	347.22
247	121	Shell-Thick	SX367	CEDIMENTI	LinStatic	-100515.51	2239.70
247	121	Shell-Thick	SX354	CEDIMENTI	LinStatic	-94352.94	2442.93
247	121	Shell-Thick	SX355	CEDIMENTI	LinStatic	22540.28	1936.70
247	121	Shell-Thick	SX368	CEDIMENTI	LinStatic	21024.82	1733.47
248	746	Shell-Thick	DX259	CEDIMENTI	LinStatic	-5525.24	6058.87
248	746	Shell-Thick	DX246	CEDIMENTI	LinStatic	13913.12	-5372.84
248	746	Shell-Thick	DX247	CEDIMENTI	LinStatic	12718.70	-7932.39
248	746	Shell-Thick	DX260	CEDIMENTI	LinStatic	-3814.82	3499.32
249	122	Shell-Thick	SX370	CEDIMENTI	LinStatic	-19193.62	1952.87
249	122	Shell-Thick	SX357	CEDIMENTI	LinStatic	-20301.47	2165.48
249	122	Shell-Thick	SX358	CEDIMENTI	LinStatic	74648.90	2809.44
249	122	Shell-Thick	SX371	CEDIMENTI	LinStatic	80055.60	2596.83
250	123	Shell-Thick	SX371	CEDIMENTI	LinStatic	-80212.50	2529.78
250	123	Shell-Thick	SX358	CEDIMENTI	LinStatic	-74814.36	2871.19
250	123	Shell-Thick	SX359	CEDIMENTI	LinStatic	20430.11	2225.84
250	123	Shell-Thick	SX372	CEDIMENTI	LinStatic	19323.33	1884.42
251	747	Shell-Thick	DX245	CEDIMENTI	LinStatic	-35783.89	-14555.65
251	747	Shell-Thick	DX232	CEDIMENTI	LinStatic	-30169.90	14519.92
251	747	Shell-Thick	DX233	CEDIMENTI	LinStatic	-5250.30	15441.56
251	747	Shell-Thick	DX246	CEDIMENTI	LinStatic	-495.51	-13634.01

252	124	Shell-Thick	SX374	CEDIMENTI	LinStatic	-21239.89	1801.51
252	124	Shell-Thick	SX361	CEDIMENTI	LinStatic	-22613.62	1895.80
252	124	Shell-Thick	SX362	CEDIMENTI	LinStatic	92456.88	2323.57
252	124	Shell-Thick	SX375	CEDIMENTI	LinStatic	98491.59	2229.28
253	748	Shell-Thick	DX246	CEDIMENTI	LinStatic	10442.65	-7761.63
253	748	Shell-Thick	DX233	CEDIMENTI	LinStatic	-20389.39	9031.23
253	748	Shell-Thick	DX234	CEDIMENTI	LinStatic	-18680.97	11061.76
253	748	Shell-Thick	DX247	CEDIMENTI	LinStatic	7528.44	-5731.11
254	749	Shell-Thick	DX232	CEDIMENTI	LinStatic	-29836.49	14045.04
254	749	Shell-Thick	DX219	CEDIMENTI	LinStatic	-41023.30	-15984.49
254	749	Shell-Thick	DX220	CEDIMENTI	LinStatic	-5820.64	-13768.79
254	749	Shell-Thick	DX233	CEDIMENTI	LinStatic	-1392.48	16260.74
255	125	Shell-Thick	SX352	CEDIMENTI	LinStatic	-621.83	426.13
255	125	Shell-Thick	SX339	CEDIMENTI	LinStatic	748.18	1121.57
255	125	Shell-Thick	SX340	CEDIMENTI	LinStatic	877.07	157.39
255	125	Shell-Thick	SX353	CEDIMENTI	LinStatic	-655.21	-538.05
256	126	Shell-Thick	SX353	CEDIMENTI	LinStatic	-2051.05	-51.44
256	126	Shell-Thick	SX340	CEDIMENTI	LinStatic	-562.17	-486.67
256	126	Shell-Thick	SX341	CEDIMENTI	LinStatic	32617.38	473.44
256	126	Shell-Thick	SX354	CEDIMENTI	LinStatic	32217.20	908.67
257	127	Shell-Thick	SX354	CEDIMENTI	LinStatic	-93743.05	2622.22
257	127	Shell-Thick	SX341	CEDIMENTI	LinStatic	-87971.83	2963.95
257	127	Shell-Thick	SX342	CEDIMENTI	LinStatic	22291.43	2676.38
257	127	Shell-Thick	SX355	CEDIMENTI	LinStatic	21647.36	2334.65
258	750	Shell-Thick	DX233	CEDIMENTI	LinStatic	-16299.72	12998.14
258	750	Shell-Thick	DX220	CEDIMENTI	LinStatic	27920.53	-10562.23
258	750	Shell-Thick	DX221	CEDIMENTI	LinStatic	24561.42	-16063.45
258	750	Shell-Thick	DX234	CEDIMENTI	LinStatic	-12253.92	7496.93
259	128	Shell-Thick	SX357	CEDIMENTI	LinStatic	-19547.35	2688.68
259	128	Shell-Thick	SX344	CEDIMENTI	LinStatic	-19804.91	3229.84
259	128	Shell-Thick	SX345	CEDIMENTI	LinStatic	68994.72	3623.09
259	128	Shell-Thick	SX358	CEDIMENTI	LinStatic	73945.56	3081.93
260	129	Shell-Thick	SX358	CEDIMENTI	LinStatic	-74133.21	3150.26
260	129	Shell-Thick	SX345	CEDIMENTI	LinStatic	-69158.05	3545.91
260	129	Shell-Thick	SX346	CEDIMENTI	LinStatic	20011.97	3141.44
260	129	Shell-Thick	SX359	CEDIMENTI	LinStatic	19750.81	2745.80
261	751	Shell-Thick	DX219	CEDIMENTI	LinStatic	-34949.23	-12045.51
261	751	Shell-Thick	DX206	CEDIMENTI	LinStatic	50966.37	6167.43
261	751	Shell-Thick	DX207	CEDIMENTI	LinStatic	27740.40	973.66
261	751	Shell-Thick	DX220	CEDIMENTI	LinStatic	-15020.45	-17239.28
262	130	Shell-Thick	SX361	CEDIMENTI	LinStatic	-21685.86	2217.31
262	130	Shell-Thick	SX348	CEDIMENTI	LinStatic	-22459.82	2697.35
262	130	Shell-Thick	SX349	CEDIMENTI	LinStatic	85862.51	3060.70
262	130	Shell-Thick	SX362	CEDIMENTI	LinStatic	91776.54	2580.67
263	752	Shell-Thick	DX220	CEDIMENTI	LinStatic	24810.72	-15361.54
263	752	Shell-Thick	DX207	CEDIMENTI	LinStatic	-31155.62	-1540.32
263	752	Shell-Thick	DX208	CEDIMENTI	LinStatic	-25883.94	2124.74
263	752	Shell-Thick	DX221	CEDIMENTI	LinStatic	19210.93	-11696.48
264	753	Shell-Thick	DX206	CEDIMENTI	LinStatic	50484.65	-1105.67
264	753	Shell-Thick	DX193	CEDIMENTI	LinStatic	-35977.25	5006.94
264	753	Shell-Thick	DX194	CEDIMENTI	LinStatic	-11968.90	13332.84
264	753	Shell-Thick	DX207	CEDIMENTI	LinStatic	28916.33	7220.24
265	131	Shell-Thick	SX339	CEDIMENTI	LinStatic	516.05	946.74
265	131	Shell-Thick	SX326	CEDIMENTI	LinStatic	-865.77	-106.21
265	131	Shell-Thick	SX327	CEDIMENTI	LinStatic	-902.66	-683.11
265	131	Shell-Thick	SX340	CEDIMENTI	LinStatic	805.85	369.84
266	132	Shell-Thick	SX340	CEDIMENTI	LinStatic	-480.12	-355.66
266	132	Shell-Thick	SX327	CEDIMENTI	LinStatic	1185.98	-124.38
266	132	Shell-Thick	SX328	CEDIMENTI	LinStatic	33606.14	738.32
266	132	Shell-Thick	SX341	CEDIMENTI	LinStatic	32331.42	507.04
267	133	Shell-Thick	SX341	CEDIMENTI	LinStatic	-87277.13	2926.06
267	133	Shell-Thick	SX328	CEDIMENTI	LinStatic	-81615.63	3117.80
267	133	Shell-Thick	SX329	CEDIMENTI	LinStatic	21740.12	3442.99
267	133	Shell-Thick	SX342	CEDIMENTI	LinStatic	21480.50	3251.26
268	754	Shell-Thick	DX207	CEDIMENTI	LinStatic	-30447.71	3858.85
268	754	Shell-Thick	DX194	CEDIMENTI	LinStatic	25116.02	16393.25
268	754	Shell-Thick	DX195	CEDIMENTI	LinStatic	19424.26	9766.94
268	754	Shell-Thick	DX208	CEDIMENTI	LinStatic	-25038.33	-2767.45
269	134	Shell-Thick	SX344	CEDIMENTI	LinStatic	-19241.56	3906.58
269	134	Shell-Thick	SX331	CEDIMENTI	LinStatic	-19034.08	4043.68
269	134	Shell-Thick	SX332	CEDIMENTI	LinStatic	63513.27	3833.77
269	134	Shell-Thick	SX345	CEDIMENTI	LinStatic	68259.64	3696.67
270	135	Shell-Thick	SX345	CEDIMENTI	LinStatic	-68405.10	3609.04
270	135	Shell-Thick	SX332	CEDIMENTI	LinStatic	-63682.95	3916.78
270	135	Shell-Thick	SX333	CEDIMENTI	LinStatic	19133.86	4131.83
270	135	Shell-Thick	SX346	CEDIMENTI	LinStatic	19351.24	3824.10
271	755	Shell-Thick	DX193	CEDIMENTI	LinStatic	-42972.67	8854.37
271	755	Shell-Thick	DX180	CEDIMENTI	LinStatic	-43648.66	-8356.82
271	755	Shell-Thick	DX181	CEDIMENTI	LinStatic	-7088.46	-6808.53
271	755	Shell-Thick	DX194	CEDIMENTI	LinStatic	-3592.73	10402.65
272	136	Shell-Thick	SX348	CEDIMENTI	LinStatic	-21702.30	3378.89

272	136	Shell-Thick	SX335	CEDIMENTI	LinStatic	-21713.37	3406.71
272	136	Shell-Thick	SX336	CEDIMENTI	LinStatic	79787.80	2944.89
272	136	Shell-Thick	SX349	CEDIMENTI	LinStatic	85233.10	2917.08
273	756	Shell-Thick	DX194	CEDIMENTI	LinStatic	26622.05	11917.96
273	756	Shell-Thick	DX181	CEDIMENTI	LinStatic	-12646.78	-8917.80
273	756	Shell-Thick	DX182	CEDIMENTI	LinStatic	-9447.34	-6843.48
273	756	Shell-Thick	DX195	CEDIMENTI	LinStatic	22494.08	13992.27
274	757	Shell-Thick	DX180	CEDIMENTI	LinStatic	-49308.74	-8712.60
274	757	Shell-Thick	DX167	CEDIMENTI	LinStatic	-37977.02	6251.39
274	757	Shell-Thick	DX168	CEDIMENTI	LinStatic	332.35	4362.99
274	757	Shell-Thick	DX181	CEDIMENTI	LinStatic	-11619.29	-10601.00
275	137	Shell-Thick	SX326	CEDIMENTI	LinStatic	-1077.91	200.49
275	137	Shell-Thick	SX313	CEDIMENTI	LinStatic	460.45	-479.20
275	137	Shell-Thick	SX314	CEDIMENTI	LinStatic	756.15	-1724.36
275	137	Shell-Thick	SX327	CEDIMENTI	LinStatic	-1196.31	-1044.68
276	138	Shell-Thick	SX327	CEDIMENTI	LinStatic	1456.98	-660.19
276	138	Shell-Thick	SX314	CEDIMENTI	LinStatic	-3744.52	-2331.29
276	138	Shell-Thick	SX315	CEDIMENTI	LinStatic	22568.49	-173.04
276	138	Shell-Thick	SX328	CEDIMENTI	LinStatic	32885.09	1498.06
277	139	Shell-Thick	SX328	CEDIMENTI	LinStatic	-80895.37	3207.08
277	139	Shell-Thick	SX315	CEDIMENTI	LinStatic	-75628.52	3484.29
277	139	Shell-Thick	SX316	CEDIMENTI	LinStatic	20437.94	4142.52
277	139	Shell-Thick	SX329	CEDIMENTI	LinStatic	20784.75	3865.31
278	758	Shell-Thick	DX181	CEDIMENTI	LinStatic	-16264.36	-8960.53
278	758	Shell-Thick	DX168	CEDIMENTI	LinStatic	8289.23	3369.21
278	758	Shell-Thick	DX169	CEDIMENTI	LinStatic	6186.29	1892.24
278	758	Shell-Thick	DX182	CEDIMENTI	LinStatic	-14654.42	-10437.50
279	140	Shell-Thick	SX331	CEDIMENTI	LinStatic	-18188.93	4510.05
279	140	Shell-Thick	SX318	CEDIMENTI	LinStatic	-17421.44	5005.61
279	140	Shell-Thick	SX319	CEDIMENTI	LinStatic	58385.46	4520.00
279	140	Shell-Thick	SX332	CEDIMENTI	LinStatic	62723.60	4024.44
280	141	Shell-Thick	SX332	CEDIMENTI	LinStatic	-62915.91	4120.80
280	141	Shell-Thick	SX319	CEDIMENTI	LinStatic	-58543.71	4414.20
280	141	Shell-Thick	SX320	CEDIMENTI	LinStatic	17630.72	4885.45
280	141	Shell-Thick	SX333	CEDIMENTI	LinStatic	18397.64	4592.05
281	759	Shell-Thick	DX167	CEDIMENTI	LinStatic	-33387.75	7454.32
281	759	Shell-Thick	DX154	CEDIMENTI	LinStatic	-15189.40	-7227.68
281	759	Shell-Thick	DX155	CEDIMENTI	LinStatic	3744.86	-10799.15
281	759	Shell-Thick	DX168	CEDIMENTI	LinStatic	1032.24	3882.84
282	142	Shell-Thick	SX335	CEDIMENTI	LinStatic	-20680.92	3674.46
282	142	Shell-Thick	SX322	CEDIMENTI	LinStatic	-20614.06	4161.66
282	142	Shell-Thick	SX323	CEDIMENTI	LinStatic	73407.31	3675.07
282	142	Shell-Thick	SX336	CEDIMENTI	LinStatic	78984.62	3187.88
283	760	Shell-Thick	DX168	CEDIMENTI	LinStatic	12076.00	611.06
283	760	Shell-Thick	DX155	CEDIMENTI	LinStatic	-6514.68	-7145.98
283	760	Shell-Thick	DX156	CEDIMENTI	LinStatic	-4977.35	-3170.12
283	760	Shell-Thick	DX169	CEDIMENTI	LinStatic	11058.48	4586.92
284	761	Shell-Thick	DX154	CEDIMENTI	LinStatic	-9846.83	-7696.84
284	761	Shell-Thick	DX141	CEDIMENTI	LinStatic	-1488.88	7227.46
284	761	Shell-Thick	DX142	CEDIMENTI	LinStatic	3173.65	5320.36
284	761	Shell-Thick	DX155	CEDIMENTI	LinStatic	-1572.65	-9603.93
285	143	Shell-Thick	SX313	CEDIMENTI	LinStatic	819.40	-577.49
285	143	Shell-Thick	SX300	CEDIMENTI	LinStatic	454.49	2007.56
285	143	Shell-Thick	SX301	CEDIMENTI	LinStatic	398.89	1020.65
285	143	Shell-Thick	SX314	CEDIMENTI	LinStatic	925.12	-1564.39
286	144	Shell-Thick	SX314	CEDIMENTI	LinStatic	-3149.78	-1757.63
286	144	Shell-Thick	SX301	CEDIMENTI	LinStatic	-857.47	1019.36
286	144	Shell-Thick	SX302	CEDIMENTI	LinStatic	25451.04	2122.38
286	144	Shell-Thick	SX315	CEDIMENTI	LinStatic	21980.38	-654.62
287	145	Shell-Thick	SX315	CEDIMENTI	LinStatic	-74877.08	3558.43
287	145	Shell-Thick	SX302	CEDIMENTI	LinStatic	-69668.63	3731.45
287	145	Shell-Thick	SX303	CEDIMENTI	LinStatic	19002.19	4666.14
287	145	Shell-Thick	SX316	CEDIMENTI	LinStatic	19557.77	4493.12
288	762	Shell-Thick	DX155	CEDIMENTI	LinStatic	-7309.83	-4869.10
288	762	Shell-Thick	DX142	CEDIMENTI	LinStatic	2733.09	1199.86
288	762	Shell-Thick	DX143	CEDIMENTI	LinStatic	1955.87	994.98
288	762	Shell-Thick	DX156	CEDIMENTI	LinStatic	-6603.21	-5073.99
289	146	Shell-Thick	SX318	CEDIMENTI	LinStatic	-16814.59	5472.33
289	146	Shell-Thick	SX305	CEDIMENTI	LinStatic	-15753.84	5521.25
289	146	Shell-Thick	SX306	CEDIMENTI	LinStatic	53346.65	4716.76
289	146	Shell-Thick	SX319	CEDIMENTI	LinStatic	57589.78	4667.84
290	147	Shell-Thick	SX319	CEDIMENTI	LinStatic	-57726.72	4546.53
290	147	Shell-Thick	SX306	CEDIMENTI	LinStatic	-53530.67	4838.58
290	147	Shell-Thick	SX307	CEDIMENTI	LinStatic	15798.22	5653.20
290	147	Shell-Thick	SX320	CEDIMENTI	LinStatic	16882.72	5361.15
291	763	Shell-Thick	DX141	CEDIMENTI	LinStatic	697.72	6891.68
291	763	Shell-Thick	DX128	CEDIMENTI	LinStatic	-923.12	-6215.10
291	763	Shell-Thick	DX129	CEDIMENTI	LinStatic	-649.47	-7851.97
291	763	Shell-Thick	DX142	CEDIMENTI	LinStatic	4589.43	5254.80
292	148	Shell-Thick	SX322	CEDIMENTI	LinStatic	-19841.07	4699.90
292	148	Shell-Thick	SX309	CEDIMENTI	LinStatic	-18915.09	4613.44

292	148	Shell-Thick	SX310	CEDIMENTI	LinStatic	67821.58	3481.54
292	148	Shell-Thick	SX323	CEDIMENTI	LinStatic	72721.44	3568.01
293	764	Shell-Thick	DX142	CEDIMENTI	LinStatic	5476.84	-175.06
293	764	Shell-Thick	DX129	CEDIMENTI	LinStatic	-2495.89	-2327.34
293	764	Shell-Thick	DX130	CEDIMENTI	LinStatic	-1922.02	41.02
293	764	Shell-Thick	DX143	CEDIMENTI	LinStatic	5094.87	2193.29
294	765	Shell-Thick	DX128	CEDIMENTI	LinStatic	1228.61	-5989.10
294	765	Shell-Thick	DX115	CEDIMENTI	LinStatic	4022.26	6028.69
294	765	Shell-Thick	DX116	CEDIMENTI	LinStatic	-2140.19	4286.09
294	765	Shell-Thick	DX129	CEDIMENTI	LinStatic	-3021.72	-7731.70
295	149	Shell-Thick	SX300	CEDIMENTI	LinStatic	-341.02	2053.06
295	149	Shell-Thick	SX287	CEDIMENTI	LinStatic	-1045.21	-405.05
295	149	Shell-Thick	SX288	CEDIMENTI	LinStatic	-1042.44	-1581.37
295	149	Shell-Thick	SX301	CEDIMENTI	LinStatic	-87.54	876.74
296	150	Shell-Thick	SX301	CEDIMENTI	LinStatic	-1769.65	997.96
296	150	Shell-Thick	SX288	CEDIMENTI	LinStatic	1877.26	-1917.69
296	150	Shell-Thick	SX289	CEDIMENTI	LinStatic	32197.48	-705.52
296	150	Shell-Thick	SX302	CEDIMENTI	LinStatic	25822.29	2210.14
297	151	Shell-Thick	SX302	CEDIMENTI	LinStatic	-68809.59	3767.71
297	151	Shell-Thick	SX289	CEDIMENTI	LinStatic	-63880.39	4067.63
297	151	Shell-Thick	SX290	CEDIMENTI	LinStatic	16984.24	5397.47
297	151	Shell-Thick	SX303	CEDIMENTI	LinStatic	17999.88	5097.55
298	766	Shell-Thick	DX129	CEDIMENTI	LinStatic	-3360.75	-1407.77
298	766	Shell-Thick	DX116	CEDIMENTI	LinStatic	1232.95	-1566.57
298	766	Shell-Thick	DX117	CEDIMENTI	LinStatic	906.58	-907.31
298	766	Shell-Thick	DX130	CEDIMENTI	LinStatic	-2951.50	-748.51
299	152	Shell-Thick	SX305	CEDIMENTI	LinStatic	-14840.11	6003.92
299	152	Shell-Thick	SX292	CEDIMENTI	LinStatic	-13174.13	6511.17
299	152	Shell-Thick	SX293	CEDIMENTI	LinStatic	48707.21	5250.66
299	152	Shell-Thick	SX306	CEDIMENTI	LinStatic	52501.65	4743.42
300	153	Shell-Thick	SX306	CEDIMENTI	LinStatic	-52704.33	4883.56
300	153	Shell-Thick	SX293	CEDIMENTI	LinStatic	-48877.47	5106.37
300	153	Shell-Thick	SX294	CEDIMENTI	LinStatic	13363.61	6354.97
300	153	Shell-Thick	SX307	CEDIMENTI	LinStatic	15049.71	6132.16
301	767	Shell-Thick	DX115	CEDIMENTI	LinStatic	6623.05	6671.98
301	767	Shell-Thick	DX102	CEDIMENTI	LinStatic	20275.92	-5582.84
301	767	Shell-Thick	DX103	CEDIMENTI	LinStatic	3787.90	-8639.35
301	767	Shell-Thick	DX116	CEDIMENTI	LinStatic	-1784.64	3615.47
302	154	Shell-Thick	SX309	CEDIMENTI	LinStatic	-17762.97	4859.90
302	154	Shell-Thick	SX296	CEDIMENTI	LinStatic	-17045.39	5487.24
302	154	Shell-Thick	SX297	CEDIMENTI	LinStatic	61585.93	4335.42
302	154	Shell-Thick	SX310	CEDIMENTI	LinStatic	66862.61	3708.08
303	768	Shell-Thick	DX116	CEDIMENTI	LinStatic	3541.23	-2243.86
303	768	Shell-Thick	DX103	CEDIMENTI	LinStatic	-1371.64	-2678.96
303	768	Shell-Thick	DX104	CEDIMENTI	LinStatic	-905.11	-727.52
303	768	Shell-Thick	DX117	CEDIMENTI	LinStatic	3194.79	-292.42
304	769	Shell-Thick	DX102	CEDIMENTI	LinStatic	23275.42	-6100.74
304	769	Shell-Thick	DX89	CEDIMENTI	LinStatic	24476.93	6927.70
304	769	Shell-Thick	DX90	CEDIMENTI	LinStatic	-903.35	4951.36
304	769	Shell-Thick	DX103	CEDIMENTI	LinStatic	151.38	-8077.08
305	155	Shell-Thick	SX287	CEDIMENTI	LinStatic	-479.40	-158.00
305	155	Shell-Thick	SX274	CEDIMENTI	LinStatic	1004.49	641.52
305	155	Shell-Thick	SX275	CEDIMENTI	LinStatic	1094.35	-791.23
305	155	Shell-Thick	SX288	CEDIMENTI	LinStatic	-809.69	-1590.76
306	156	Shell-Thick	SX288	CEDIMENTI	LinStatic	2232.94	-2137.15
306	156	Shell-Thick	SX275	CEDIMENTI	LinStatic	-453.34	-446.17
306	156	Shell-Thick	SX276	CEDIMENTI	LinStatic	25486.48	1688.82
306	156	Shell-Thick	SX289	CEDIMENTI	LinStatic	31873.09	-2.16
307	157	Shell-Thick	SX289	CEDIMENTI	LinStatic	-63110.01	4182.29
307	157	Shell-Thick	SX276	CEDIMENTI	LinStatic	-58558.25	4037.53
307	157	Shell-Thick	SX277	CEDIMENTI	LinStatic	14400.91	5704.77
307	157	Shell-Thick	SX290	CEDIMENTI	LinStatic	16051.94	5849.54
308	770	Shell-Thick	DX103	CEDIMENTI	LinStatic	-2446.58	-2276.82
308	770	Shell-Thick	DX90	CEDIMENTI	LinStatic	-234.31	-443.94
308	770	Shell-Thick	DX91	CEDIMENTI	LinStatic	-321.97	768.82
308	770	Shell-Thick	DX104	CEDIMENTI	LinStatic	-2139.00	-1064.07
309	158	Shell-Thick	SX292	CEDIMENTI	LinStatic	-12515.32	7002.12
309	158	Shell-Thick	SX279	CEDIMENTI	LinStatic	-10567.27	6653.55
309	158	Shell-Thick	SX280	CEDIMENTI	LinStatic	43954.73	5221.12
309	158	Shell-Thick	SX293	CEDIMENTI	LinStatic	47845.10	5569.69
310	159	Shell-Thick	SX293	CEDIMENTI	LinStatic	-47985.77	5407.48
310	159	Shell-Thick	SX280	CEDIMENTI	LinStatic	-44170.20	5399.95
310	159	Shell-Thick	SX281	CEDIMENTI	LinStatic	10519.59	6848.60
310	159	Shell-Thick	SX294	CEDIMENTI	LinStatic	12506.45	6856.12
311	771	Shell-Thick	DX89	CEDIMENTI	LinStatic	26206.45	7040.03
311	771	Shell-Thick	DX76	CEDIMENTI	LinStatic	26153.47	-5127.35
311	771	Shell-Thick	DX77	CEDIMENTI	LinStatic	-4380.47	-7429.01
311	771	Shell-Thick	DX90	CEDIMENTI	LinStatic	100.50	4738.37
312	160	Shell-Thick	SX296	CEDIMENTI	LinStatic	-16291.93	6133.13
312	160	Shell-Thick	SX283	CEDIMENTI	LinStatic	-14258.79	5616.97
312	160	Shell-Thick	SX284	CEDIMENTI	LinStatic	56598.74	3764.32

312	160	Shell-Thick	SX297	CEDIMENTI	LinStatic	60878.86	4280.48
313	772	Shell-Thick	DX90	CEDIMENTI	LinStatic	1983.49	-896.79
313	772	Shell-Thick	DX77	CEDIMENTI	LinStatic	59.51	-1646.74
313	772	Shell-Thick	DX78	CEDIMENTI	LinStatic	88.22	428.11
313	772	Shell-Thick	DX91	CEDIMENTI	LinStatic	1951.15	1178.06
314	773	Shell-Thick	DX76	CEDIMENTI	LinStatic	30549.14	-3850.04
314	773	Shell-Thick	DX63	CEDIMENTI	LinStatic	56507.64	5753.17
314	773	Shell-Thick	DX64	CEDIMENTI	LinStatic	3108.51	1180.30
314	773	Shell-Thick	DX77	CEDIMENTI	LinStatic	-9528.34	-8422.91
315	161	Shell-Thick	SX274	CEDIMENTI	LinStatic	754.01	-108.02
315	161	Shell-Thick	SX261	CEDIMENTI	LinStatic	-718.98	-82.21
315	161	Shell-Thick	SX262	CEDIMENTI	LinStatic	-864.60	-419.29
315	161	Shell-Thick	SX275	CEDIMENTI	LinStatic	897.36	-445.10
316	162	Shell-Thick	SX275	CEDIMENTI	LinStatic	97.41	-50.28
316	162	Shell-Thick	SX262	CEDIMENTI	LinStatic	-1603.46	-966.26
316	162	Shell-Thick	SX263	CEDIMENTI	LinStatic	27095.40	-29.30
316	162	Shell-Thick	SX276	CEDIMENTI	LinStatic	30562.55	886.68
317	163	Shell-Thick	SX276	CEDIMENTI	LinStatic	-72168.61	3656.31
317	163	Shell-Thick	SX263	CEDIMENTI	LinStatic	-65374.74	3773.43
317	163	Shell-Thick	SX264	CEDIMENTI	LinStatic	19383.45	4259.85
317	163	Shell-Thick	SX277	CEDIMENTI	LinStatic	16849.07	4142.73
318	774	Shell-Thick	DX77	CEDIMENTI	LinStatic	-931.19	-1388.50
318	774	Shell-Thick	DX64	CEDIMENTI	LinStatic	599.31	-5410.43
318	774	Shell-Thick	DX65	CEDIMENTI	LinStatic	841.93	-3788.36
318	774	Shell-Thick	DX78	CEDIMENTI	LinStatic	-774.47	233.57
319	164	Shell-Thick	SX279	CEDIMENTI	LinStatic	-11998.64	4957.26
319	164	Shell-Thick	SX266	CEDIMENTI	LinStatic	-13568.00	5323.30
319	164	Shell-Thick	SX267	CEDIMENTI	LinStatic	48284.70	5020.15
319	164	Shell-Thick	SX280	CEDIMENTI	LinStatic	53913.93	4654.11
320	165	Shell-Thick	SX280	CEDIMENTI	LinStatic	-54180.38	4891.72
320	165	Shell-Thick	SX267	CEDIMENTI	LinStatic	-48536.53	4795.74
320	165	Shell-Thick	SX268	CEDIMENTI	LinStatic	13786.22	5106.54
320	165	Shell-Thick	SX281	CEDIMENTI	LinStatic	12255.88	5202.51
321	775	Shell-Thick	DX63	CEDIMENTI	LinStatic	62406.50	5478.80
321	775	Shell-Thick	DX50	CEDIMENTI	LinStatic	78792.95	-2424.88
321	775	Shell-Thick	DX51	CEDIMENTI	LinStatic	2352.57	-6916.84
321	775	Shell-Thick	DX64	CEDIMENTI	LinStatic	-881.90	986.83
322	166	Shell-Thick	SX283	CEDIMENTI	LinStatic	-16362.49	3810.00
322	166	Shell-Thick	SX270	CEDIMENTI	LinStatic	-19273.11	4519.79
322	166	Shell-Thick	SX271	CEDIMENTI	LinStatic	62344.62	4249.81
322	166	Shell-Thick	SX284	CEDIMENTI	LinStatic	69572.07	3540.02
323	776	Shell-Thick	DX64	CEDIMENTI	LinStatic	2209.79	-6298.57
323	776	Shell-Thick	DX51	CEDIMENTI	LinStatic	-3349.77	720.51
323	776	Shell-Thick	DX52	CEDIMENTI	LinStatic	-2996.95	3934.96
323	776	Shell-Thick	DX65	CEDIMENTI	LinStatic	1794.08	-3084.13
324	777	Shell-Thick	DX50	CEDIMENTI	LinStatic	84866.48	-3086.21
324	777	Shell-Thick	DX37	CEDIMENTI	LinStatic	84456.33	6831.24
324	777	Shell-Thick	DX38	CEDIMENTI	LinStatic	-17034.71	3988.34
324	777	Shell-Thick	DX51	CEDIMENTI	LinStatic	-4249.09	-5929.11
325	167	Shell-Thick	SX261	CEDIMENTI	LinStatic	-1020.95	134.34
325	167	Shell-Thick	SX248	CEDIMENTI	LinStatic	1280.06	1033.47
325	167	Shell-Thick	SX249	CEDIMENTI	LinStatic	1546.95	510.62
325	167	Shell-Thick	SX262	CEDIMENTI	LinStatic	-1033.43	-388.52
326	168	Shell-Thick	SX262	CEDIMENTI	LinStatic	-1229.51	-525.22
326	168	Shell-Thick	SX249	CEDIMENTI	LinStatic	-838.61	556.00
326	168	Shell-Thick	SX250	CEDIMENTI	LinStatic	24968.35	1040.64
326	168	Shell-Thick	SX263	CEDIMENTI	LinStatic	26314.02	-40.58
327	169	Shell-Thick	SX263	CEDIMENTI	LinStatic	-64609.32	3834.08
327	169	Shell-Thick	SX250	CEDIMENTI	LinStatic	-58000.95	4060.56
327	169	Shell-Thick	SX251	CEDIMENTI	LinStatic	20573.45	5064.77
327	169	Shell-Thick	SX264	CEDIMENTI	LinStatic	18361.71	4838.29
328	778	Shell-Thick	DX51	CEDIMENTI	LinStatic	-4121.03	1701.02
328	778	Shell-Thick	DX38	CEDIMENTI	LinStatic	5446.12	-2987.74
328	778	Shell-Thick	DX39	CEDIMENTI	LinStatic	4580.75	-1386.72
328	778	Shell-Thick	DX52	CEDIMENTI	LinStatic	-3404.44	3302.05
329	170	Shell-Thick	SX266	CEDIMENTI	LinStatic	-12976.10	5879.76
329	170	Shell-Thick	SX253	CEDIMENTI	LinStatic	-14502.42	5800.70
329	170	Shell-Thick	SX254	CEDIMENTI	LinStatic	41421.07	5238.62
329	170	Shell-Thick	SX267	CEDIMENTI	LinStatic	47370.12	5317.67
330	171	Shell-Thick	SX267	CEDIMENTI	LinStatic	-47578.90	5089.38
330	171	Shell-Thick	SX254	CEDIMENTI	LinStatic	-41666.70	5504.85
330	171	Shell-Thick	SX255	CEDIMENTI	LinStatic	14428.10	6075.77
330	171	Shell-Thick	SX268	CEDIMENTI	LinStatic	12894.71	5660.30
331	779	Shell-Thick	DX37	CEDIMENTI	LinStatic	95461.38	11270.64
331	779	Shell-Thick	DX24	CEDIMENTI	LinStatic	199854.77	-8648.11
331	779	Shell-Thick	DX25	CEDIMENTI	LinStatic	44209.20	-21925.98
331	779	Shell-Thick	DX38	CEDIMENTI	LinStatic	-24372.22	-2007.23
332	172	Shell-Thick	SX270	CEDIMENTI	LinStatic	-18593.67	5386.47
332	172	Shell-Thick	SX257	CEDIMENTI	LinStatic	-20243.80	4954.87
332	172	Shell-Thick	SX258	CEDIMENTI	LinStatic	55473.28	3639.61
332	172	Shell-Thick	SX271	CEDIMENTI	LinStatic	61669.69	4071.21

333	780	Shell-Thick	DX38	CEDIMENTI	LinStatic	8424.21	-5302.87
333	780	Shell-Thick	DX25	CEDIMENTI	LinStatic	-9502.89	-17534.87
333	780	Shell-Thick	DX26	CEDIMENTI	LinStatic	-8386.21	-12036.95
333	780	Shell-Thick	DX39	CEDIMENTI	LinStatic	7663.02	195.05
335	173	Shell-Thick	SX248	CEDIMENTI	LinStatic	785.46	892.55
335	173	Shell-Thick	SX235	CEDIMENTI	LinStatic	-1203.98	-150.88
335	173	Shell-Thick	SX236	CEDIMENTI	LinStatic	-1422.28	-504.05
335	173	Shell-Thick	SX249	CEDIMENTI	LinStatic	1054.32	539.38
336	174	Shell-Thick	SX249	CEDIMENTI	LinStatic	-1172.60	516.14
336	174	Shell-Thick	SX236	CEDIMENTI	LinStatic	1635.77	-622.30
336	174	Shell-Thick	SX237	CEDIMENTI	LinStatic	27793.16	-95.39
336	174	Shell-Thick	SX250	CEDIMENTI	LinStatic	24498.05	1043.05
337	175	Shell-Thick	SX250	CEDIMENTI	LinStatic	-57309.73	4071.55
337	175	Shell-Thick	SX237	CEDIMENTI	LinStatic	-51108.73	4469.08
337	175	Shell-Thick	SX238	CEDIMENTI	LinStatic	21315.74	5914.91
337	175	Shell-Thick	SX251	CEDIMENTI	LinStatic	19367.76	5517.38
339	176	Shell-Thick	SX253	CEDIMENTI	LinStatic	-13393.19	6406.84
339	176	Shell-Thick	SX240	CEDIMENTI	LinStatic	-13910.19	6960.07
339	176	Shell-Thick	SX241	CEDIMENTI	LinStatic	35515.98	5590.57
339	176	Shell-Thick	SX254	CEDIMENTI	LinStatic	40443.38	5037.34
340	177	Shell-Thick	SX254	CEDIMENTI	LinStatic	-40690.68	5291.04
340	177	Shell-Thick	SX241	CEDIMENTI	LinStatic	-35748.42	5361.76
340	177	Shell-Thick	SX242	CEDIMENTI	LinStatic	14093.80	6792.71
340	177	Shell-Thick	SX255	CEDIMENTI	LinStatic	13649.93	6721.99
341	781	Shell-Thick	DX414	CEDIMENTI	LinStatic	-91299.12	7302.32
341	781	Shell-Thick	DX401	CEDIMENTI	LinStatic	-69480.79	-5735.58
341	781	Shell-Thick	DX402	CEDIMENTI	LinStatic	3308.58	-7110.74
341	781	Shell-Thick	DX415	CEDIMENTI	LinStatic	-9899.11	5927.16
342	178	Shell-Thick	SX257	CEDIMENTI	LinStatic	-18509.05	5189.66
342	178	Shell-Thick	SX244	CEDIMENTI	LinStatic	-20834.17	6525.84
342	178	Shell-Thick	SX245	CEDIMENTI	LinStatic	47924.73	5244.95
342	178	Shell-Thick	SX258	CEDIMENTI	LinStatic	54603.67	3908.77
343	179	Shell-Thick	SX405	CEDIMENTI	LinStatic	-786.55	-1096.27
343	179	Shell-Thick	SX392	CEDIMENTI	LinStatic	615.12	-53.46
343	179	Shell-Thick	SX393	CEDIMENTI	LinStatic	700.33	-641.46
343	179	Shell-Thick	SX406	CEDIMENTI	LinStatic	-845.87	-1684.28
344	180	Shell-Thick	SX406	CEDIMENTI	LinStatic	9298.90	-1154.79
344	180	Shell-Thick	SX393	CEDIMENTI	LinStatic	-3133.28	-1343.37
344	180	Shell-Thick	SX394	CEDIMENTI	LinStatic	65535.04	820.79
344	180	Shell-Thick	SX407	CEDIMENTI	LinStatic	87531.15	1009.37
345	181	Shell-Thick	SX235	CEDIMENTI	LinStatic	-1597.33	203.89
345	181	Shell-Thick	SX222	CEDIMENTI	LinStatic	1101.93	-534.46
345	181	Shell-Thick	SX223	CEDIMENTI	LinStatic	1531.81	-1600.78
345	181	Shell-Thick	SX236	CEDIMENTI	LinStatic	-1741.35	-862.43
346	182	Shell-Thick	SX236	CEDIMENTI	LinStatic	2022.99	-1192.50
346	182	Shell-Thick	SX223	CEDIMENTI	LinStatic	-4258.20	-1481.34
346	182	Shell-Thick	SX224	CEDIMENTI	LinStatic	15271.15	387.74
346	182	Shell-Thick	SX237	CEDIMENTI	LinStatic	26652.17	676.57
347	183	Shell-Thick	SX237	CEDIMENTI	LinStatic	-50579.65	4595.89
347	183	Shell-Thick	SX224	CEDIMENTI	LinStatic	-44276.66	4685.31
347	183	Shell-Thick	SX225	CEDIMENTI	LinStatic	22692.08	6266.43
347	183	Shell-Thick	SX238	CEDIMENTI	LinStatic	20268.04	6177.00
348	782	Shell-Thick	DX415	CEDIMENTI	LinStatic	346.21	-1908.27
348	782	Shell-Thick	DX402	CEDIMENTI	LinStatic	634.77	638.77
348	782	Shell-Thick	DX403	CEDIMENTI	LinStatic	542.72	152.03
348	782	Shell-Thick	DX416	CEDIMENTI	LinStatic	86.24	-2395.01
349	184	Shell-Thick	SX240	CEDIMENTI	LinStatic	-13288.30	6899.19
349	184	Shell-Thick	SX227	CEDIMENTI	LinStatic	-14549.39	6722.73
349	184	Shell-Thick	SX228	CEDIMENTI	LinStatic	28871.50	5846.19
349	184	Shell-Thick	SX241	CEDIMENTI	LinStatic	34557.03	6022.66
350	185	Shell-Thick	SX241	CEDIMENTI	LinStatic	-34753.82	5850.09
350	185	Shell-Thick	SX228	CEDIMENTI	LinStatic	-28885.05	6061.84
350	185	Shell-Thick	SX229	CEDIMENTI	LinStatic	14718.86	6859.88
350	185	Shell-Thick	SX242	CEDIMENTI	LinStatic	13209.87	6648.13
351	783	Shell-Thick	DX401	CEDIMENTI	LinStatic	-67425.53	-5900.99
351	783	Shell-Thick	DX388	CEDIMENTI	LinStatic	-52999.21	7160.71
351	783	Shell-Thick	DX389	CEDIMENTI	LinStatic	2892.11	6285.93
351	783	Shell-Thick	DX402	CEDIMENTI	LinStatic	-591.91	-6775.77
352	186	Shell-Thick	SX244	CEDIMENTI	LinStatic	-20375.25	7111.62
352	186	Shell-Thick	SX231	CEDIMENTI	LinStatic	-22094.73	6069.42
352	186	Shell-Thick	SX232	CEDIMENTI	LinStatic	41643.67	4065.82
352	186	Shell-Thick	SX245	CEDIMENTI	LinStatic	47542.54	5108.02
353	187	Shell-Thick	SX407	CEDIMENTI	LinStatic	-121505.17	1273.57
353	187	Shell-Thick	SX394	CEDIMENTI	LinStatic	-114419.56	1674.90
353	187	Shell-Thick	SX395	CEDIMENTI	LinStatic	16469.60	-2118.56
353	187	Shell-Thick	SX408	CEDIMENTI	LinStatic	10551.37	-2519.89
354	784	Shell-Thick	DX402	CEDIMENTI	LinStatic	-1086.20	420.79
354	784	Shell-Thick	DX389	CEDIMENTI	LinStatic	-340.39	-1021.15
354	784	Shell-Thick	DX390	CEDIMENTI	LinStatic	-464.57	-1172.73
354	784	Shell-Thick	DX403	CEDIMENTI	LinStatic	-1054.88	269.22
355	188	Shell-Thick	SX222	CEDIMENTI	LinStatic	1044.37	-661.17

355	188	Shell-Thick	SX209	CEDIMENTI	LinStatic	355.99	2487.02
355	188	Shell-Thick	SX210	CEDIMENTI	LinStatic	124.10	1674.36
355	188	Shell-Thick	SX223	CEDIMENTI	LinStatic	1135.45	-1473.83
356	189	Shell-Thick	SX223	CEDIMENTI	LinStatic	-4413.88	-849.95
356	189	Shell-Thick	SX210	CEDIMENTI	LinStatic	116.24	778.73
356	189	Shell-Thick	SX211	CEDIMENTI	LinStatic	22517.79	1357.23
356	189	Shell-Thick	SX224	CEDIMENTI	LinStatic	14524.48	-271.44
357	190	Shell-Thick	SX224	CEDIMENTI	LinStatic	-43916.83	4733.06
357	190	Shell-Thick	SX211	CEDIMENTI	LinStatic	-38258.32	5117.84
357	190	Shell-Thick	SX212	CEDIMENTI	LinStatic	23859.64	6925.72
357	190	Shell-Thick	SX225	CEDIMENTI	LinStatic	21422.68	6540.93
358	785	Shell-Thick	DX378	CEDIMENTI	LinStatic	-743.85	-781.24
358	785	Shell-Thick	DX365	CEDIMENTI	LinStatic	919.81	-329.05
358	785	Shell-Thick	DX366	CEDIMENTI	LinStatic	1026.66	254.83
358	785	Shell-Thick	DX379	CEDIMENTI	LinStatic	-999.10	-197.36
359	191	Shell-Thick	SX227	CEDIMENTI	LinStatic	-13552.38	7280.39
359	191	Shell-Thick	SX214	CEDIMENTI	LinStatic	-14140.38	7743.15
359	191	Shell-Thick	SX215	CEDIMENTI	LinStatic	23311.03	6015.10
359	191	Shell-Thick	SX228	CEDIMENTI	LinStatic	27933.28	5552.34
360	192	Shell-Thick	SX228	CEDIMENTI	LinStatic	-27948.09	5618.86
360	192	Shell-Thick	SX215	CEDIMENTI	LinStatic	-23534.50	5957.77
360	192	Shell-Thick	SX216	CEDIMENTI	LinStatic	14157.22	7921.53
360	192	Shell-Thick	SX229	CEDIMENTI	LinStatic	13883.81	7582.62
361	786	Shell-Thick	DX379	CEDIMENTI	LinStatic	-980.88	263.26
361	786	Shell-Thick	DX366	CEDIMENTI	LinStatic	-3642.22	-98.66
361	786	Shell-Thick	DX367	CEDIMENTI	LinStatic	42452.80	-196.56
361	786	Shell-Thick	DX380	CEDIMENTI	LinStatic	53998.63	165.35
362	193	Shell-Thick	SX231	CEDIMENTI	LinStatic	-19689.46	6114.17
362	193	Shell-Thick	SX218	CEDIMENTI	LinStatic	-22619.30	8349.87
362	193	Shell-Thick	SX219	CEDIMENTI	LinStatic	34907.88	6565.21
362	193	Shell-Thick	SX232	CEDIMENTI	LinStatic	41217.15	4329.51
363	194	Shell-Thick	SX410	CEDIMENTI	LinStatic	-8851.71	-2648.76
363	194	Shell-Thick	SX397	CEDIMENTI	LinStatic	-14598.36	-2159.16
363	194	Shell-Thick	SX398	CEDIMENTI	LinStatic	93468.80	1668.76
363	194	Shell-Thick	SX411	CEDIMENTI	LinStatic	100331.52	1179.17
364	195	Shell-Thick	SX411	CEDIMENTI	LinStatic	-100478.28	1227.88
364	195	Shell-Thick	SX398	CEDIMENTI	LinStatic	-93631.51	1616.35
364	195	Shell-Thick	SX399	CEDIMENTI	LinStatic	14809.73	-2212.10
364	195	Shell-Thick	SX412	CEDIMENTI	LinStatic	9079.98	-2600.57
365	196	Shell-Thick	SX209	CEDIMENTI	LinStatic	-944.45	2658.15
365	196	Shell-Thick	SX196	CEDIMENTI	LinStatic	-423.87	-280.83
365	196	Shell-Thick	SX197	CEDIMENTI	LinStatic	-327.66	-1548.15
365	196	Shell-Thick	SX210	CEDIMENTI	LinStatic	-654.46	1390.83
366	197	Shell-Thick	SX210	CEDIMENTI	LinStatic	-1855.40	602.93
366	197	Shell-Thick	SX197	CEDIMENTI	LinStatic	2910.83	-1134.48
366	197	Shell-Thick	SX198	CEDIMENTI	LinStatic	31832.92	-241.29
366	197	Shell-Thick	SX211	CEDIMENTI	LinStatic	23140.47	1496.12
367	198	Shell-Thick	SX211	CEDIMENTI	LinStatic	-38165.52	5312.20
367	198	Shell-Thick	SX198	CEDIMENTI	LinStatic	-32481.31	5249.94
367	198	Shell-Thick	SX199	CEDIMENTI	LinStatic	26395.29	6897.95
367	198	Shell-Thick	SX212	CEDIMENTI	LinStatic	23064.34	6960.21
368	787	Shell-Thick	DX365	CEDIMENTI	LinStatic	924.28	-392.07
368	787	Shell-Thick	DX352	CEDIMENTI	LinStatic	-695.09	-287.41
368	787	Shell-Thick	DX353	CEDIMENTI	LinStatic	-978.45	367.05
368	787	Shell-Thick	DX366	CEDIMENTI	LinStatic	991.54	262.39
369	199	Shell-Thick	SX214	CEDIMENTI	LinStatic	-13664.44	7400.70
369	199	Shell-Thick	SX201	CEDIMENTI	LinStatic	-15143.38	7152.85
369	199	Shell-Thick	SX202	CEDIMENTI	LinStatic	17195.16	6338.19
369	199	Shell-Thick	SX215	CEDIMENTI	LinStatic	22452.38	6586.05
370	200	Shell-Thick	SX215	CEDIMENTI	LinStatic	-22653.08	6691.14
370	200	Shell-Thick	SX202	CEDIMENTI	LinStatic	-17182.74	6246.74
370	200	Shell-Thick	SX203	CEDIMENTI	LinStatic	15441.53	6956.03
370	200	Shell-Thick	SX216	CEDIMENTI	LinStatic	13738.49	7400.44
371	788	Shell-Thick	DX366	CEDIMENTI	LinStatic	-2418.17	41.90
371	788	Shell-Thick	DX353	CEDIMENTI	LinStatic	-2276.33	713.33
371	788	Shell-Thick	DX354	CEDIMENTI	LinStatic	38216.90	309.61
371	788	Shell-Thick	DX367	CEDIMENTI	LinStatic	41154.54	-361.82
372	201	Shell-Thick	SX218	CEDIMENTI	LinStatic	-22768.53	6480.58
372	201	Shell-Thick	SX205	CEDIMENTI	LinStatic	-33209.46	4684.26
372	201	Shell-Thick	SX206	CEDIMENTI	LinStatic	21891.58	6969.90
372	201	Shell-Thick	SX219	CEDIMENTI	LinStatic	35258.55	8766.22
373	789	Shell-Thick	DX352	CEDIMENTI	LinStatic	-938.06	-265.34
373	789	Shell-Thick	DX339	CEDIMENTI	LinStatic	1114.79	283.96
373	789	Shell-Thick	DX340	CEDIMENTI	LinStatic	1183.97	918.55
373	789	Shell-Thick	DX353	CEDIMENTI	LinStatic	-1183.45	369.25
374	202	Shell-Thick	SX414	CEDIMENTI	LinStatic	-10605.46	-2627.19
374	202	Shell-Thick	SX401	CEDIMENTI	LinStatic	-16563.72	-2047.63
374	202	Shell-Thick	SX402	CEDIMENTI	LinStatic	112426.98	1776.27
374	202	Shell-Thick	SX415	CEDIMENTI	LinStatic	119557.64	1196.72
375	203	Shell-Thick	SX196	CEDIMENTI	LinStatic	-999.57	-14.76
375	203	Shell-Thick	SX183	CEDIMENTI	LinStatic	1211.62	408.51

375	203	Shell-Thick	SX184	CEDIMENTI	LinStatic	1400.72	-1402.57
375	203	Shell-Thick	SX197	CEDIMENTI	LinStatic	-1185.96	-1825.84
376	204	Shell-Thick	SX197	CEDIMENTI	LinStatic	1784.42	-1809.65
376	204	Shell-Thick	SX184	CEDIMENTI	LinStatic	-1998.99	-2029.68
376	204	Shell-Thick	SX185	CEDIMENTI	LinStatic	25090.84	272.36
376	204	Shell-Thick	SX198	CEDIMENTI	LinStatic	31189.75	492.39
377	205	Shell-Thick	SX198	CEDIMENTI	LinStatic	-32919.65	5142.86
377	205	Shell-Thick	SX185	CEDIMENTI	LinStatic	-27382.48	5506.40
377	205	Shell-Thick	SX186	CEDIMENTI	LinStatic	29635.26	7533.96
377	205	Shell-Thick	SX199	CEDIMENTI	LinStatic	25210.27	7170.43
378	790	Shell-Thick	DX353	CEDIMENTI	LinStatic	-2008.11	1093.87
378	790	Shell-Thick	DX340	CEDIMENTI	LinStatic	-649.30	323.69
378	790	Shell-Thick	DX341	CEDIMENTI	LinStatic	37402.88	-771.30
378	790	Shell-Thick	DX354	CEDIMENTI	LinStatic	37605.61	-1.12
379	206	Shell-Thick	SX201	CEDIMENTI	LinStatic	-14194.65	7975.08
379	206	Shell-Thick	SX188	CEDIMENTI	LinStatic	-16670.16	8868.96
379	206	Shell-Thick	SX189	CEDIMENTI	LinStatic	10948.89	6788.44
379	206	Shell-Thick	SX202	CEDIMENTI	LinStatic	16444.60	5894.57
380	207	Shell-Thick	SX202	CEDIMENTI	LinStatic	-16411.30	5751.07
380	207	Shell-Thick	SX189	CEDIMENTI	LinStatic	-10860.80	6924.97
380	207	Shell-Thick	SX190	CEDIMENTI	LinStatic	16625.25	9004.71
380	207	Shell-Thick	SX203	CEDIMENTI	LinStatic	14292.38	7830.81
381	791	Shell-Thick	DX339	CEDIMENTI	LinStatic	924.79	76.00
381	791	Shell-Thick	DX326	CEDIMENTI	LinStatic	-934.80	-933.12
381	791	Shell-Thick	DX327	CEDIMENTI	LinStatic	-1298.90	102.65
381	791	Shell-Thick	DX340	CEDIMENTI	LinStatic	1032.96	1111.76
382	208	Shell-Thick	SX205	CEDIMENTI	LinStatic	-31438.65	8613.93
382	208	Shell-Thick	SX192	CEDIMENTI	LinStatic	-28764.06	8804.93
382	208	Shell-Thick	SX193	CEDIMENTI	LinStatic	24086.12	2874.65
382	208	Shell-Thick	SX206	CEDIMENTI	LinStatic	22268.34	2683.65
384	209	Shell-Thick	SX26	CEDIMENTI	LinStatic	-7279.97	-16106.37
384	209	Shell-Thick	SX39	CEDIMENTI	LinStatic	6509.27	-2554.81
384	209	Shell-Thick	SX38	CEDIMENTI	LinStatic	6932.36	-267.28
384	209	Shell-Thick	SX25	CEDIMENTI	LinStatic	-8761.18	-13818.83
385	210	Shell-Thick	SX183	CEDIMENTI	LinStatic	3.50	247.01
385	210	Shell-Thick	SX170	CEDIMENTI	LinStatic	671.78	1770.99
385	210	Shell-Thick	SX171	CEDIMENTI	LinStatic	622.35	-9.73
385	210	Shell-Thick	SX184	CEDIMENTI	LinStatic	284.54	-1533.72
386	211	Shell-Thick	SX184	CEDIMENTI	LinStatic	-2945.90	-1758.72
386	211	Shell-Thick	SX171	CEDIMENTI	LinStatic	1534.64	-123.15
386	211	Shell-Thick	SX172	CEDIMENTI	LinStatic	29344.61	1086.75
386	211	Shell-Thick	SX185	CEDIMENTI	LinStatic	23684.93	-548.81
387	212	Shell-Thick	SX185	CEDIMENTI	LinStatic	-28470.29	5267.82
387	212	Shell-Thick	SX172	CEDIMENTI	LinStatic	-24521.02	7417.45
387	212	Shell-Thick	SX173	CEDIMENTI	LinStatic	33480.55	8000.40
387	212	Shell-Thick	SX186	CEDIMENTI	LinStatic	29087.55	5850.77
388	792	Shell-Thick	DX340	CEDIMENTI	LinStatic	-609.96	414.67
388	792	Shell-Thick	DX327	CEDIMENTI	LinStatic	1508.15	960.33
388	792	Shell-Thick	DX328	CEDIMENTI	LinStatic	38902.69	-233.37
388	792	Shell-Thick	DX341	CEDIMENTI	LinStatic	37020.31	-779.03
389	213	Shell-Thick	SX188	CEDIMENTI	LinStatic	-15381.17	7683.06
389	213	Shell-Thick	SX175	CEDIMENTI	LinStatic	-18066.60	9887.26
389	213	Shell-Thick	SX176	CEDIMENTI	LinStatic	5105.44	10447.67
389	213	Shell-Thick	SX189	CEDIMENTI	LinStatic	10318.82	8243.47
390	214	Shell-Thick	SX189	CEDIMENTI	LinStatic	-10162.83	8374.99
390	214	Shell-Thick	SX176	CEDIMENTI	LinStatic	-5055.33	10326.61
390	214	Shell-Thick	SX177	CEDIMENTI	LinStatic	17976.41	9752.68
390	214	Shell-Thick	SX190	CEDIMENTI	LinStatic	15519.29	7801.06
391	793	Shell-Thick	DX326	CEDIMENTI	LinStatic	-1337.39	-842.57
391	793	Shell-Thick	DX313	CEDIMENTI	LinStatic	869.62	-1526.61
391	793	Shell-Thick	DX314	CEDIMENTI	LinStatic	1100.52	-651.12
391	793	Shell-Thick	DX327	CEDIMENTI	LinStatic	-1662.90	32.92
392	215	Shell-Thick	SX192	CEDIMENTI	LinStatic	-28193.70	5419.00
392	215	Shell-Thick	SX179	CEDIMENTI	LinStatic	-31568.26	8059.99
392	215	Shell-Thick	SX180	CEDIMENTI	LinStatic	21635.80	7125.07
392	215	Shell-Thick	SX193	CEDIMENTI	LinStatic	24734.34	4484.07
393	216	Shell-Thick	SX25	CEDIMENTI	LinStatic	44923.02	-11640.91
393	216	Shell-Thick	SX38	CEDIMENTI	LinStatic	-26116.20	-1630.92
393	216	Shell-Thick	SX37	CEDIMENTI	LinStatic	94268.50	3602.66
393	216	Shell-Thick	SX24	CEDIMENTI	LinStatic	200909.00	-6407.32
394	217	Shell-Thick	SX39	CEDIMENTI	LinStatic	4946.05	-3461.11
394	217	Shell-Thick	SX52	CEDIMENTI	LinStatic	-2675.98	-237.93
394	217	Shell-Thick	SX51	CEDIMENTI	LinStatic	-3339.14	3270.88
394	217	Shell-Thick	SX38	CEDIMENTI	LinStatic	5965.43	47.69
395	218	Shell-Thick	SX170	CEDIMENTI	LinStatic	-120.04	983.98
395	218	Shell-Thick	SX157	CEDIMENTI	LinStatic	-1746.54	-3309.80
395	218	Shell-Thick	SX158	CEDIMENTI	LinStatic	-1602.42	-2192.87
395	218	Shell-Thick	SX171	CEDIMENTI	LinStatic	106.10	2100.90
396	219	Shell-Thick	SX171	CEDIMENTI	LinStatic	2217.87	1731.41
396	219	Shell-Thick	SX158	CEDIMENTI	LinStatic	1313.02	-1510.69
396	219	Shell-Thick	SX159	CEDIMENTI	LinStatic	29209.16	-1794.63



Autorità Portuale di Taranto
Interventi per il dragaggio di 2,3 M³ di sedimenti in area Molo Polisettoriale e per la realizzazione di un primo lotto della cassa di colmata funzionale all'ampliamento del V Sporgente del Porto di Taranto

Allegati alla relazione di calcolo strutturale allineamento "BC"

Data 05/2016
Rev. B
c.d.c.: C296A
514B

396	219	Shell-Thick	SX172	CEDIMENTI	LinStatic	33892.17	1447.47
397	220	Shell-Thick	SX172	CEDIMENTI	LinStatic	-27213.81	6303.21
397	220	Shell-Thick	SX159	CEDIMENTI	LinStatic	-20780.10	7527.57
397	220	Shell-Thick	SX160	CEDIMENTI	LinStatic	29823.64	9026.65
397	220	Shell-Thick	SX173	CEDIMENTI	LinStatic	38670.57	7802.28
398	794	Shell-Thick	DX327	CEDIMENTI	LinStatic	1679.55	707.85
398	794	Shell-Thick	DX314	CEDIMENTI	LinStatic	-4010.43	-1178.16
398	794	Shell-Thick	DX315	CEDIMENTI	LinStatic	27496.81	-1688.98
398	794	Shell-Thick	DX328	CEDIMENTI	LinStatic	38146.20	197.03
399	221	Shell-Thick	SX175	CEDIMENTI	LinStatic	-21237.87	9446.43
399	221	Shell-Thick	SX162	CEDIMENTI	LinStatic	-14169.77	10498.77
399	221	Shell-Thick	SX163	CEDIMENTI	LinStatic	2991.85	11739.04
399	221	Shell-Thick	SX176	CEDIMENTI	LinStatic	4812.21	10686.70
400	222	Shell-Thick	SX176	CEDIMENTI	LinStatic	-4682.45	10545.81
400	222	Shell-Thick	SX163	CEDIMENTI	LinStatic	-2915.14	11844.30
400	222	Shell-Thick	SX164	CEDIMENTI	LinStatic	13832.10	10593.71
400	222	Shell-Thick	SX177	CEDIMENTI	LinStatic	20963.02	9295.22
401	795	Shell-Thick	DX313	CEDIMENTI	LinStatic	1077.99	-1717.61
401	795	Shell-Thick	DX300	CEDIMENTI	LinStatic	279.21	815.06
401	795	Shell-Thick	DX301	CEDIMENTI	LinStatic	11.07	2037.64
401	795	Shell-Thick	DX314	CEDIMENTI	LinStatic	1104.49	-495.03
402	223	Shell-Thick	SX179	CEDIMENTI	LinStatic	-36606.85	7519.41
402	223	Shell-Thick	SX166	CEDIMENTI	LinStatic	-28345.68	8659.15
402	223	Shell-Thick	SX167	CEDIMENTI	LinStatic	16890.58	7502.86
402	223	Shell-Thick	SX180	CEDIMENTI	LinStatic	23800.51	6363.12
403	224	Shell-Thick	SX38	CEDIMENTI	LinStatic	-16645.52	2414.48
403	224	Shell-Thick	SX51	CEDIMENTI	LinStatic	-3092.11	1418.35
403	224	Shell-Thick	SX50	CEDIMENTI	LinStatic	85355.47	-2806.38
403	224	Shell-Thick	SX37	CEDIMENTI	LinStatic	83934.50	-1810.25
404	225	Shell-Thick	SX52	CEDIMENTI	LinStatic	-4287.49	557.39
404	225	Shell-Thick	SX65	CEDIMENTI	LinStatic	1570.73	-5134.58
404	225	Shell-Thick	SX64	CEDIMENTI	LinStatic	2298.19	-2965.92
404	225	Shell-Thick	SX51	CEDIMENTI	LinStatic	-4462.39	2726.05
405	226	Shell-Thick	SX157	CEDIMENTI	LinStatic	-652.09	-3801.76
405	226	Shell-Thick	SX144	CEDIMENTI	LinStatic	1615.94	-2238.38
405	226	Shell-Thick	SX145	CEDIMENTI	LinStatic	1945.15	-241.57
405	226	Shell-Thick	SX158	CEDIMENTI	LinStatic	-1055.15	-1804.95
406	227	Shell-Thick	SX158	CEDIMENTI	LinStatic	5498.33	-1560.48
406	227	Shell-Thick	SX145	CEDIMENTI	LinStatic	-5638.56	66.41
406	227	Shell-Thick	SX146	CEDIMENTI	LinStatic	2044.15	-449.56
406	227	Shell-Thick	SX159	CEDIMENTI	LinStatic	25875.82	-2076.46
407	228	Shell-Thick	SX159	CEDIMENTI	LinStatic	-16099.23	6309.93
407	228	Shell-Thick	SX146	CEDIMENTI	LinStatic	-8577.70	5796.59
407	228	Shell-Thick	SX147	CEDIMENTI	LinStatic	18608.81	7690.53
407	228	Shell-Thick	SX160	CEDIMENTI	LinStatic	25111.47	8203.87
408	796	Shell-Thick	DX314	CEDIMENTI	LinStatic	-3615.44	-571.80
408	796	Shell-Thick	DX301	CEDIMENTI	LinStatic	-374.00	2317.90
408	796	Shell-Thick	DX302	CEDIMENTI	LinStatic	31462.95	541.48
408	796	Shell-Thick	DX315	CEDIMENTI	LinStatic	26845.57	-2348.23
409	229	Shell-Thick	SX162	CEDIMENTI	LinStatic	-11701.51	10491.41
409	229	Shell-Thick	SX149	CEDIMENTI	LinStatic	-7376.66	10350.90
409	229	Shell-Thick	SX150	CEDIMENTI	LinStatic	-3487.45	11194.52
409	229	Shell-Thick	SX163	CEDIMENTI	LinStatic	534.10	11335.03
410	230	Shell-Thick	SX163	CEDIMENTI	LinStatic	-485.70	11432.55
410	230	Shell-Thick	SX150	CEDIMENTI	LinStatic	3495.08	11076.71
410	230	Shell-Thick	SX151	CEDIMENTI	LinStatic	7122.32	10231.43
410	230	Shell-Thick	SX164	CEDIMENTI	LinStatic	11489.25	10587.28
411	797	Shell-Thick	DX300	CEDIMENTI	LinStatic	-691.48	808.82
411	797	Shell-Thick	DX287	CEDIMENTI	LinStatic	-393.91	-1620.41
411	797	Shell-Thick	DX288	CEDIMENTI	LinStatic	-502.39	-288.15
411	797	Shell-Thick	DX301	CEDIMENTI	LinStatic	-677.11	2141.08
412	231	Shell-Thick	SX166	CEDIMENTI	LinStatic	-23639.11	8024.41
412	231	Shell-Thick	SX153	CEDIMENTI	LinStatic	-17153.25	7747.70
412	231	Shell-Thick	SX154	CEDIMENTI	LinStatic	4479.49	5872.50
412	231	Shell-Thick	SX167	CEDIMENTI	LinStatic	12062.41	6149.21
413	232	Shell-Thick	SX51	CEDIMENTI	LinStatic	1402.02	918.18
413	232	Shell-Thick	SX64	CEDIMENTI	LinStatic	-1669.74	-827.23
413	232	Shell-Thick	SX63	CEDIMENTI	LinStatic	62695.36	-3123.43
413	232	Shell-Thick	SX50	CEDIMENTI	LinStatic	79176.26	-1378.02
414	233	Shell-Thick	SX65	CEDIMENTI	LinStatic	1413.56	-5179.03
414	233	Shell-Thick	SX78	CEDIMENTI	LinStatic	-293.66	-2365.95
414	233	Shell-Thick	SX77	CEDIMENTI	LinStatic	-289.65	-256.97
414	233	Shell-Thick	SX64	CEDIMENTI	LinStatic	1498.84	-3070.05
415	234	Shell-Thick	SX144	CEDIMENTI	LinStatic	1283.90	-1928.11
415	234	Shell-Thick	SX131	CEDIMENTI	LinStatic	-1121.53	-1120.67
415	234	Shell-Thick	SX132	CEDIMENTI	LinStatic	-1381.29	-2.92
415	234	Shell-Thick	SX145	CEDIMENTI	LinStatic	1527.99	-810.36
416	235	Shell-Thick	SX145	CEDIMENTI	LinStatic	-2512.48	-107.51
416	235	Shell-Thick	SX132	CEDIMENTI	LinStatic	-1808.63	-343.98
416	235	Shell-Thick	SX133	CEDIMENTI	LinStatic	-4806.24	-1289.80
416	235	Shell-Thick	SX146	CEDIMENTI	LinStatic	-1879.74	-1053.33

**Autorità Portuale di Taranto**

Interventi per il dragaggio di 2,3 M³ di sedimenti in area Molo Polisettoriale e per la realizzazione di un primo lotto della cassa di colmata funzionale all'ampliamento del V Sporgente del Porto di Taranto

Allegati alla relazione di calcolo strutturale allineamento "BC"

Data 05/2016
Rev. B
c.d.c.: C296A
514B

417	236	Shell-Thick	SX146	CEDIMENTI	LinStatic	-4780.84	6067.27
417	236	Shell-Thick	SX133	CEDIMENTI	LinStatic	1884.98	6044.02
417	236	Shell-Thick	SX134	CEDIMENTI	LinStatic	7545.20	7432.72
417	236	Shell-Thick	SX147	CEDIMENTI	LinStatic	14506.55	7455.97
418	798	Shell-Thick	DX301	CEDIMENTI	LinStatic	-1424.31	2552.19
418	798	Shell-Thick	DX288	CEDIMENTI	LinStatic	1608.38	-508.44
418	798	Shell-Thick	DX289	CEDIMENTI	LinStatic	36425.61	-2608.32
418	798	Shell-Thick	DX302	CEDIMENTI	LinStatic	31485.97	452.31
419	237	Shell-Thick	SX149	CEDIMENTI	LinStatic	-5157.50	10042.44
419	237	Shell-Thick	SX136	CEDIMENTI	LinStatic	-192.23	9900.88
419	237	Shell-Thick	SX137	CEDIMENTI	LinStatic	-9047.77	11283.93
419	237	Shell-Thick	SX150	CEDIMENTI	LinStatic	-5868.85	11425.50
420	238	Shell-Thick	SX150	CEDIMENTI	LinStatic	5894.84	11314.99
420	238	Shell-Thick	SX137	CEDIMENTI	LinStatic	9109.60	11374.42
420	238	Shell-Thick	SX138	CEDIMENTI	LinStatic	-168.73	9985.22
420	238	Shell-Thick	SX151	CEDIMENTI	LinStatic	4773.43	9925.79
421	799	Shell-Thick	DX287	CEDIMENTI	LinStatic	-421.39	-1685.25
421	799	Shell-Thick	DX274	CEDIMENTI	LinStatic	847.38	-890.01
421	799	Shell-Thick	DX275	CEDIMENTI	LinStatic	953.99	316.98
421	799	Shell-Thick	DX288	CEDIMENTI	LinStatic	-620.10	-478.26
422	239	Shell-Thick	SX153	CEDIMENTI	LinStatic	-13086.45	7508.43
422	239	Shell-Thick	SX140	CEDIMENTI	LinStatic	-6294.60	7379.94
422	239	Shell-Thick	SX141	CEDIMENTI	LinStatic	-6026.88	6027.77
422	239	Shell-Thick	SX154	CEDIMENTI	LinStatic	809.17	6156.26
423	240	Shell-Thick	SX64	CEDIMENTI	LinStatic	3334.05	-1712.03
423	240	Shell-Thick	SX77	CEDIMENTI	LinStatic	-8317.35	-1402.96
423	240	Shell-Thick	SX76	CEDIMENTI	LinStatic	31376.31	-1905.61
423	240	Shell-Thick	SX63	CEDIMENTI	LinStatic	55992.12	-2214.68
424	241	Shell-Thick	SX78	CEDIMENTI	LinStatic	-1290.07	-2138.88
424	241	Shell-Thick	SX91	CEDIMENTI	LinStatic	1780.98	-271.35
424	241	Shell-Thick	SX90	CEDIMENTI	LinStatic	2000.82	1438.89
424	241	Shell-Thick	SX77	CEDIMENTI	LinStatic	-1317.28	-428.65
425	242	Shell-Thick	SX131	CEDIMENTI	LinStatic	-1627.14	-1166.66
425	242	Shell-Thick	SX118	CEDIMENTI	LinStatic	1778.86	-961.34
425	242	Shell-Thick	SX119	CEDIMENTI	LinStatic	1988.92	348.38
425	242	Shell-Thick	SX132	CEDIMENTI	LinStatic	-1908.77	143.05
426	243	Shell-Thick	SX132	CEDIMENTI	LinStatic	-943.31	211.31
426	243	Shell-Thick	SX119	CEDIMENTI	LinStatic	536.88	614.60
426	243	Shell-Thick	SX120	CEDIMENTI	LinStatic	-7793.80	-1203.22
426	243	Shell-Thick	SX133	CEDIMENTI	LinStatic	-6629.52	-1606.51
427	244	Shell-Thick	SX133	CEDIMENTI	LinStatic	5529.72	5841.09
427	244	Shell-Thick	SX120	CEDIMENTI	LinStatic	12373.29	5754.87
427	244	Shell-Thick	SX121	CEDIMENTI	LinStatic	-3108.28	7301.66
427	244	Shell-Thick	SX134	CEDIMENTI	LinStatic	3534.44	7387.88
428	800	Shell-Thick	DX288	CEDIMENTI	LinStatic	1610.26	-923.76
428	800	Shell-Thick	DX275	CEDIMENTI	LinStatic	176.57	941.96
428	800	Shell-Thick	DX276	CEDIMENTI	LinStatic	31732.13	-420.02
428	800	Shell-Thick	DX289	CEDIMENTI	LinStatic	36029.18	-2285.74
429	245	Shell-Thick	SX136	CEDIMENTI	LinStatic	1950.80	9854.69
429	245	Shell-Thick	SX123	CEDIMENTI	LinStatic	6378.05	9624.04
429	245	Shell-Thick	SX124	CEDIMENTI	LinStatic	-15031.61	10771.18
429	245	Shell-Thick	SX137	CEDIMENTI	LinStatic	-11391.20	11001.83
430	246	Shell-Thick	SX137	CEDIMENTI	LinStatic	11426.78	11086.55
430	246	Shell-Thick	SX124	CEDIMENTI	LinStatic	15082.30	10686.65
430	246	Shell-Thick	SX125	CEDIMENTI	LinStatic	-6629.86	9545.84
430	246	Shell-Thick	SX138	CEDIMENTI	LinStatic	-2211.46	9945.74
431	801	Shell-Thick	DX274	CEDIMENTI	LinStatic	431.76	-530.20
431	801	Shell-Thick	DX261	CEDIMENTI	LinStatic	-622.29	-387.16
431	801	Shell-Thick	DX262	CEDIMENTI	LinStatic	-622.39	342.77
431	801	Shell-Thick	DX275	CEDIMENTI	LinStatic	631.09	199.73
432	247	Shell-Thick	SX140	CEDIMENTI	LinStatic	-2225.33	7448.57
432	247	Shell-Thick	SX127	CEDIMENTI	LinStatic	4598.46	7548.49
432	247	Shell-Thick	SX128	CEDIMENTI	LinStatic	-16497.73	5853.11
432	247	Shell-Thick	SX141	CEDIMENTI	LinStatic	-9753.64	5753.19
433	248	Shell-Thick	SX77	CEDIMENTI	LinStatic	-5412.46	-225.54
433	248	Shell-Thick	SX90	CEDIMENTI	LinStatic	-774.19	1495.63
433	248	Shell-Thick	SX89	CEDIMENTI	LinStatic	26264.54	-1124.92
433	248	Shell-Thick	SX76	CEDIMENTI	LinStatic	26449.48	-2846.09
434	249	Shell-Thick	SX91	CEDIMENTI	LinStatic	484.16	-316.73
434	249	Shell-Thick	SX104	CEDIMENTI	LinStatic	-1597.66	-2958.53
434	249	Shell-Thick	SX103	CEDIMENTI	LinStatic	-1752.96	-1171.31
434	249	Shell-Thick	SX90	CEDIMENTI	LinStatic	905.03	1470.49
435	250	Shell-Thick	SX118	CEDIMENTI	LinStatic	1139.05	-1075.82
435	250	Shell-Thick	SX105	CEDIMENTI	LinStatic	-1256.04	-1899.17
435	250	Shell-Thick	SX106	CEDIMENTI	LinStatic	-1593.89	-429.64
435	250	Shell-Thick	SX119	CEDIMENTI	LinStatic	1350.26	393.71
436	251	Shell-Thick	SX119	CEDIMENTI	LinStatic	741.75	308.73
436	251	Shell-Thick	SX106	CEDIMENTI	LinStatic	2523.42	-58.89
436	251	Shell-Thick	SX107	CEDIMENTI	LinStatic	-8563.54	-1574.04
436	251	Shell-Thick	SX120	CEDIMENTI	LinStatic	-9180.47	-1206.41
437	252	Shell-Thick	SX120	CEDIMENTI	LinStatic	15876.58	5812.22

437	252	Shell-Thick	SX107	CEDIMENTI	LinStatic	22681.65	5680.83
437	252	Shell-Thick	SX108	CEDIMENTI	LinStatic	-13789.86	6910.71
437	252	Shell-Thick	SX121	CEDIMENTI	LinStatic	-7143.43	7042.10
438	802	Shell-Thick	DX275	CEDIMENTI	LinStatic	746.43	904.04
438	802	Shell-Thick	DX262	CEDIMENTI	LinStatic	-2197.20	-250.47
438	802	Shell-Thick	DX263	CEDIMENTI	LinStatic	33117.94	-479.07
438	802	Shell-Thick	DX276	CEDIMENTI	LinStatic	38163.82	675.45
439	253	Shell-Thick	SX123	CEDIMENTI	LinStatic	8488.98	9249.35
439	253	Shell-Thick	SX110	CEDIMENTI	LinStatic	13080.03	8877.26
439	253	Shell-Thick	SX111	CEDIMENTI	LinStatic	-20884.76	10324.15
439	253	Shell-Thick	SX124	CEDIMENTI	LinStatic	-17339.89	10696.23
440	254	Shell-Thick	SX124	CEDIMENTI	LinStatic	17415.76	10617.15
440	254	Shell-Thick	SX111	CEDIMENTI	LinStatic	21008.84	10405.93
440	254	Shell-Thick	SX112	CEDIMENTI	LinStatic	-13390.51	8961.85
440	254	Shell-Thick	SX125	CEDIMENTI	LinStatic	-8835.25	9173.07
441	803	Shell-Thick	DX261	CEDIMENTI	LinStatic	-551.89	-224.56
441	803	Shell-Thick	DX248	CEDIMENTI	LinStatic	1130.42	549.98
441	803	Shell-Thick	DX249	CEDIMENTI	LinStatic	1098.29	693.47
441	803	Shell-Thick	DX262	CEDIMENTI	LinStatic	-781.96	-81.07
442	255	Shell-Thick	SX127	CEDIMENTI	LinStatic	8641.14	7206.28
442	255	Shell-Thick	SX114	CEDIMENTI	LinStatic	15135.86	6945.63
442	255	Shell-Thick	SX115	CEDIMENTI	LinStatic	-26896.29	5731.36
442	255	Shell-Thick	SX128	CEDIMENTI	LinStatic	-19888.09	5992.01
443	256	Shell-Thick	SX90	CEDIMENTI	LinStatic	-421.33	1203.49
443	256	Shell-Thick	SX103	CEDIMENTI	LinStatic	1444.93	-686.86
443	256	Shell-Thick	SX102	CEDIMENTI	LinStatic	24160.44	-2625.82
443	256	Shell-Thick	SX89	CEDIMENTI	LinStatic	24109.02	-735.48
444	257	Shell-Thick	SX104	CEDIMENTI	LinStatic	-2119.34	-2639.52
444	257	Shell-Thick	SX117	CEDIMENTI	LinStatic	2359.41	-1794.08
444	257	Shell-Thick	SX116	CEDIMENTI	LinStatic	2874.61	-638.56
444	257	Shell-Thick	SX103	CEDIMENTI	LinStatic	-2550.98	-1484.01
445	258	Shell-Thick	SX105	CEDIMENTI	LinStatic	-2009.20	-1758.50
445	258	Shell-Thick	SX92	CEDIMENTI	LinStatic	1425.60	-2868.81
445	258	Shell-Thick	SX93	CEDIMENTI	LinStatic	1758.05	-1684.73
445	258	Shell-Thick	SX106	CEDIMENTI	LinStatic	-2400.33	-574.42
446	259	Shell-Thick	SX106	CEDIMENTI	LinStatic	3874.08	-474.14
446	259	Shell-Thick	SX93	CEDIMENTI	LinStatic	-3655.89	-1532.79
446	259	Shell-Thick	SX94	CEDIMENTI	LinStatic	-27665.62	-2200.50
446	259	Shell-Thick	SX107	CEDIMENTI	LinStatic	-11427.04	-1141.85
447	260	Shell-Thick	SX107	CEDIMENTI	LinStatic	26048.33	5406.93
447	260	Shell-Thick	SX94	CEDIMENTI	LinStatic	33223.67	5180.23
447	260	Shell-Thick	SX95	CEDIMENTI	LinStatic	-24394.13	6721.75
447	260	Shell-Thick	SX108	CEDIMENTI	LinStatic	-17944.12	6948.45
448	804	Shell-Thick	DX262	CEDIMENTI	LinStatic	-1821.76	-245.14
448	804	Shell-Thick	DX249	CEDIMENTI	LinStatic	-368.45	949.71
448	804	Shell-Thick	DX250	CEDIMENTI	LinStatic	32373.15	492.50
448	804	Shell-Thick	DX263	CEDIMENTI	LinStatic	32231.14	-702.35
449	261	Shell-Thick	SX110	CEDIMENTI	LinStatic	15222.39	8768.34
449	261	Shell-Thick	SX97	CEDIMENTI	LinStatic	19729.96	8379.68
449	261	Shell-Thick	SX98	CEDIMENTI	LinStatic	-27025.46	9514.55
449	261	Shell-Thick	SX111	CEDIMENTI	LinStatic	-23234.55	9903.21
450	262	Shell-Thick	SX111	CEDIMENTI	LinStatic	23340.04	9980.19
450	262	Shell-Thick	SX98	CEDIMENTI	LinStatic	27156.42	9447.63
450	262	Shell-Thick	SX99	CEDIMENTI	LinStatic	-19942.98	8323.26
450	262	Shell-Thick	SX112	CEDIMENTI	LinStatic	-15447.14	8855.83
451	805	Shell-Thick	DX248	CEDIMENTI	LinStatic	453.65	265.59
451	805	Shell-Thick	DX235	CEDIMENTI	LinStatic	-834.55	-651.04
451	805	Shell-Thick	DX236	CEDIMENTI	LinStatic	-1052.09	199.17
451	805	Shell-Thick	DX249	CEDIMENTI	LinStatic	636.01	1115.80
452	263	Shell-Thick	SX114	CEDIMENTI	LinStatic	19368.35	7057.94
452	263	Shell-Thick	SX101	CEDIMENTI	LinStatic	25944.82	6969.28
452	263	Shell-Thick	SX102	CEDIMENTI	LinStatic	-37480.73	5305.40
452	263	Shell-Thick	SX115	CEDIMENTI	LinStatic	-30333.34	5394.06
453	264	Shell-Thick	SX103	CEDIMENTI	LinStatic	2932.02	-1122.65
453	264	Shell-Thick	SX116	CEDIMENTI	LinStatic	-3255.47	-776.22
453	264	Shell-Thick	SX115	CEDIMENTI	LinStatic	6330.56	-1561.17
453	264	Shell-Thick	SX102	CEDIMENTI	LinStatic	20959.33	-1907.61
454	265	Shell-Thick	SX117	CEDIMENTI	LinStatic	1717.44	-2003.56
454	265	Shell-Thick	SX130	CEDIMENTI	LinStatic	-1514.85	-1397.61
454	265	Shell-Thick	SX129	CEDIMENTI	LinStatic	-1820.55	183.88
454	265	Shell-Thick	SX116	CEDIMENTI	LinStatic	2162.56	-422.06
455	266	Shell-Thick	SX92	CEDIMENTI	LinStatic	1207.29	-3071.77
455	266	Shell-Thick	SX79	CEDIMENTI	LinStatic	602.88	514.93
455	266	Shell-Thick	SX80	CEDIMENTI	LinStatic	267.34	2096.06
455	266	Shell-Thick	SX93	CEDIMENTI	LinStatic	1175.73	-1490.64
456	267	Shell-Thick	SX93	CEDIMENTI	LinStatic	-2067.06	-975.57
456	267	Shell-Thick	SX80	CEDIMENTI	LinStatic	1220.19	1855.29
456	267	Shell-Thick	SX81	CEDIMENTI	LinStatic	-28400.27	-227.60
456	267	Shell-Thick	SX94	CEDIMENTI	LinStatic	-30634.34	-3058.45
457	268	Shell-Thick	SX94	CEDIMENTI	LinStatic	36568.79	5176.36
457	268	Shell-Thick	SX81	CEDIMENTI	LinStatic	43733.60	4790.30

457	268	Shell-Thick	SX82	CEDIMENTI	LinStatic	-35386.36	6011.14
457	268	Shell-Thick	SX95	CEDIMENTI	LinStatic	-28639.53	6397.19
458	806	Shell-Thick	DX249	CEDIMENTI	LinStatic	-626.66	1314.41
458	806	Shell-Thick	DX236	CEDIMENTI	LinStatic	1162.45	112.74
458	806	Shell-Thick	DX237	CEDIMENTI	LinStatic	33416.01	-836.69
458	806	Shell-Thick	DX250	CEDIMENTI	LinStatic	31841.25	364.98
459	269	Shell-Thick	SX97	CEDIMENTI	LinStatic	21890.24	8000.02
459	269	Shell-Thick	SX84	CEDIMENTI	LinStatic	26665.65	7480.13
459	269	Shell-Thick	SX85	CEDIMENTI	LinStatic	-33216.78	8736.98
459	269	Shell-Thick	SX98	CEDIMENTI	LinStatic	-29402.27	9256.88
460	270	Shell-Thick	SX98	CEDIMENTI	LinStatic	29559.61	9193.77
460	270	Shell-Thick	SX85	CEDIMENTI	LinStatic	33418.66	8800.89
460	270	Shell-Thick	SX86	CEDIMENTI	LinStatic	-26921.51	7545.61
460	270	Shell-Thick	SX99	CEDIMENTI	LinStatic	-22178.80	7938.49
461	807	Shell-Thick	DX235	CEDIMENTI	LinStatic	-1031.55	-564.90
461	807	Shell-Thick	DX222	CEDIMENTI	LinStatic	758.80	-1411.89
461	807	Shell-Thick	DX223	CEDIMENTI	LinStatic	941.35	-771.62
461	807	Shell-Thick	DX236	CEDIMENTI	LinStatic	-1328.70	75.37
462	271	Shell-Thick	SX101	CEDIMENTI	LinStatic	30207.29	6579.14
462	271	Shell-Thick	SX88	CEDIMENTI	LinStatic	36849.42	6048.23
462	271	Shell-Thick	SX89	CEDIMENTI	LinStatic	-48060.58	4812.57
462	271	Shell-Thick	SX102	CEDIMENTI	LinStatic	-40729.50	5343.48
463	272	Shell-Thick	SX116	CEDIMENTI	LinStatic	-1718.85	-493.58
463	272	Shell-Thick	SX129	CEDIMENTI	LinStatic	-993.19	495.49
463	272	Shell-Thick	SX128	CEDIMENTI	LinStatic	2501.84	-910.75
463	272	Shell-Thick	SX115	CEDIMENTI	LinStatic	3419.98	-1899.81
464	273	Shell-Thick	SX130	CEDIMENTI	LinStatic	-2300.81	-1209.55
464	273	Shell-Thick	SX143	CEDIMENTI	LinStatic	2229.50	-828.73
464	273	Shell-Thick	SX142	CEDIMENTI	LinStatic	2608.40	440.38
464	273	Shell-Thick	SX129	CEDIMENTI	LinStatic	-2657.20	59.55
465	274	Shell-Thick	SX79	CEDIMENTI	LinStatic	-980.03	362.34
465	274	Shell-Thick	SX66	CEDIMENTI	LinStatic	-496.60	-3123.77
465	274	Shell-Thick	SX67	CEDIMENTI	LinStatic	-610.03	-1215.46
465	274	Shell-Thick	SX80	CEDIMENTI	LinStatic	-920.84	2270.65
466	275	Shell-Thick	SX80	CEDIMENTI	LinStatic	788.28	2021.14
466	275	Shell-Thick	SX67	CEDIMENTI	LinStatic	4549.45	-661.28
466	275	Shell-Thick	SX68	CEDIMENTI	LinStatic	-28675.01	-3230.97
466	275	Shell-Thick	SX81	CEDIMENTI	LinStatic	-29869.49	-548.55
467	276	Shell-Thick	SX81	CEDIMENTI	LinStatic	47193.42	4489.55
467	276	Shell-Thick	SX68	CEDIMENTI	LinStatic	54691.93	4089.21
467	276	Shell-Thick	SX69	CEDIMENTI	LinStatic	-46630.55	5566.36
467	276	Shell-Thick	SX82	CEDIMENTI	LinStatic	-39759.64	5966.70
468	808	Shell-Thick	DX236	CEDIMENTI	LinStatic	1548.26	-229.66
468	808	Shell-Thick	DX223	CEDIMENTI	LinStatic	-4021.83	-285.22
468	808	Shell-Thick	DX224	CEDIMENTI	LinStatic	22833.98	-417.28
468	808	Shell-Thick	DX237	CEDIMENTI	LinStatic	32463.86	-361.73
469	277	Shell-Thick	SX84	CEDIMENTI	LinStatic	28931.56	7325.03
469	277	Shell-Thick	SX71	CEDIMENTI	LinStatic	33857.52	6785.75
469	277	Shell-Thick	SX72	CEDIMENTI	LinStatic	-39751.11	7645.12
469	277	Shell-Thick	SX85	CEDIMENTI	LinStatic	-35695.94	8184.40
470	278	Shell-Thick	SX85	CEDIMENTI	LinStatic	35876.87	8244.49
470	278	Shell-Thick	SX72	CEDIMENTI	LinStatic	39948.81	7579.13
470	278	Shell-Thick	SX73	CEDIMENTI	LinStatic	-34046.44	6723.71
470	278	Shell-Thick	SX86	CEDIMENTI	LinStatic	-29122.02	7389.06
471	809	Shell-Thick	DX222	CEDIMENTI	LinStatic	754.46	-1601.65
471	809	Shell-Thick	DX209	CEDIMENTI	LinStatic	504.13	1668.05
471	809	Shell-Thick	DX210	CEDIMENTI	LinStatic	357.67	2718.73
471	809	Shell-Thick	DX223	CEDIMENTI	LinStatic	817.91	-550.97
472	279	Shell-Thick	SX88	CEDIMENTI	LinStatic	41293.96	6060.34
472	279	Shell-Thick	SX75	CEDIMENTI	LinStatic	48305.64	5737.05
472	279	Shell-Thick	SX76	CEDIMENTI	LinStatic	-58998.32	4112.87
472	279	Shell-Thick	SX89	CEDIMENTI	LinStatic	-51560.98	4436.16
473	280	Shell-Thick	SX129	CEDIMENTI	LinStatic	-699.49	889.45
473	280	Shell-Thick	SX142	CEDIMENTI	LinStatic	1508.07	-86.16
473	280	Shell-Thick	SX141	CEDIMENTI	LinStatic	-611.67	-1977.64
473	280	Shell-Thick	SX128	CEDIMENTI	LinStatic	689.03	-1002.02
474	281	Shell-Thick	SX143	CEDIMENTI	LinStatic	1728.45	-892.44
474	281	Shell-Thick	SX156	CEDIMENTI	LinStatic	-2159.28	-2778.10
474	281	Shell-Thick	SX155	CEDIMENTI	LinStatic	-2538.05	-1480.54
474	281	Shell-Thick	SX142	CEDIMENTI	LinStatic	2165.80	405.13
475	282	Shell-Thick	SX142	CEDIMENTI	LinStatic	2824.05	-774.24
475	282	Shell-Thick	SX155	CEDIMENTI	LinStatic	2488.68	26.25
475	282	Shell-Thick	SX154	CEDIMENTI	LinStatic	-7326.60	-792.52
475	282	Shell-Thick	SX141	CEDIMENTI	LinStatic	-2726.83	-1593.02
476	283	Shell-Thick	SX66	CEDIMENTI	LinStatic	-973.11	-2994.52
476	283	Shell-Thick	SX53	CEDIMENTI	LinStatic	1264.84	-2901.16
476	283	Shell-Thick	SX54	CEDIMENTI	LinStatic	1382.17	-1319.10
476	283	Shell-Thick	SX67	CEDIMENTI	LinStatic	-1390.52	-1412.47
477	284	Shell-Thick	SX67	CEDIMENTI	LinStatic	7204.59	-1643.30
477	284	Shell-Thick	SX54	CEDIMENTI	LinStatic	-1804.72	-837.23
477	284	Shell-Thick	SX55	CEDIMENTI	LinStatic	-55098.36	-1665.00



Autorità Portuale di Taranto
 Interventi per il dragaggio di 2,3 M³ di sedimenti in
 area Molo Polisettoriale e per la realizzazione di un
 primo lotto della cassa di colmata funzionale
 all'ampliamento del V Sporgente del Porto di
 Taranto

Allegati alla relazione di calcolo
 strutturale allineamento "BC"

Data 05/2016
 Rev. B
 c.d.c.: C296A
 514B

477	284	Shell-Thick	SX68	CEDIMENTI	LinStatic	-33025.88	-2471.07
478	285	Shell-Thick	SX68	CEDIMENTI	LinStatic	58121.50	3875.29
478	285	Shell-Thick	SX55	CEDIMENTI	LinStatic	65797.58	3216.29
478	285	Shell-Thick	SX56	CEDIMENTI	LinStatic	-58367.42	4728.82
478	285	Shell-Thick	SX69	CEDIMENTI	LinStatic	-51134.42	5387.82
479	810	Shell-Thick	DX223	CEDIMENTI	LinStatic	-3933.11	468.35
479	810	Shell-Thick	DX210	CEDIMENTI	LinStatic	-499.79	1952.03
479	810	Shell-Thick	DX211	CEDIMENTI	LinStatic	28364.11	322.78
479	810	Shell-Thick	DX224	CEDIMENTI	LinStatic	22331.33	-1160.91
480	286	Shell-Thick	SX71	CEDIMENTI	LinStatic	36245.12	6442.82
480	286	Shell-Thick	SX58	CEDIMENTI	LinStatic	41556.34	5816.36
480	286	Shell-Thick	SX59	CEDIMENTI	LinStatic	-46545.20	6584.73
480	286	Shell-Thick	SX72	CEDIMENTI	LinStatic	-42323.73	7211.19
481	287	Shell-Thick	SX72	CEDIMENTI	LinStatic	42541.21	7147.38
481	287	Shell-Thick	SX59	CEDIMENTI	LinStatic	46765.14	6631.91
481	287	Shell-Thick	SX60	CEDIMENTI	LinStatic	-41827.84	5857.53
481	287	Shell-Thick	SX73	CEDIMENTI	LinStatic	-36506.40	6373.00
482	811	Shell-Thick	DX209	CEDIMENTI	LinStatic	-126.70	1521.96
482	811	Shell-Thick	DX196	CEDIMENTI	LinStatic	-914.76	-1450.09
482	811	Shell-Thick	DX197	CEDIMENTI	LinStatic	-1152.36	0.16
482	811	Shell-Thick	DX210	CEDIMENTI	LinStatic	-36.62	2972.22
483	288	Shell-Thick	SX75	CEDIMENTI	LinStatic	52802.03	5424.88
483	288	Shell-Thick	SX62	CEDIMENTI	LinStatic	59837.37	4577.23
483	288	Shell-Thick	SX63	CEDIMENTI	LinStatic	-70260.16	3144.50
483	288	Shell-Thick	SX76	CEDIMENTI	LinStatic	-62348.81	3992.15
484	289	Shell-Thick	SX156	CEDIMENTI	LinStatic	-2491.65	-2925.30
484	289	Shell-Thick	SX169	CEDIMENTI	LinStatic	2153.63	-2926.62
484	289	Shell-Thick	SX168	CEDIMENTI	LinStatic	2690.17	-1072.41
484	289	Shell-Thick	SX155	CEDIMENTI	LinStatic	-3129.51	-1071.09
485	290	Shell-Thick	SX155	CEDIMENTI	LinStatic	5901.15	258.31
485	290	Shell-Thick	SX168	CEDIMENTI	LinStatic	-4777.72	-1874.48
485	290	Shell-Thick	SX167	CEDIMENTI	LinStatic	-36566.08	-2340.38
485	290	Shell-Thick	SX154	CEDIMENTI	LinStatic	-11844.00	-207.60
486	291	Shell-Thick	SX53	CEDIMENTI	LinStatic	456.07	-3333.60
486	291	Shell-Thick	SX40	CEDIMENTI	LinStatic	735.94	-1554.64
486	291	Shell-Thick	SX41	CEDIMENTI	LinStatic	367.19	1013.41
486	291	Shell-Thick	SX54	CEDIMENTI	LinStatic	334.31	-765.55
487	292	Shell-Thick	SX54	CEDIMENTI	LinStatic	2702.20	-55.06
487	292	Shell-Thick	SX41	CEDIMENTI	LinStatic	3119.22	629.79
487	292	Shell-Thick	SX42	CEDIMENTI	LinStatic	-73706.05	-1939.85
487	292	Shell-Thick	SX55	CEDIMENTI	LinStatic	-61601.75	-2624.69
488	293	Shell-Thick	SX55	CEDIMENTI	LinStatic	69333.14	2871.47
488	293	Shell-Thick	SX42	CEDIMENTI	LinStatic	77149.51	1798.25
488	293	Shell-Thick	SX43	CEDIMENTI	LinStatic	-70821.94	3480.92
488	293	Shell-Thick	SX56	CEDIMENTI	LinStatic	-62970.79	4554.14
489	812	Shell-Thick	DX210	CEDIMENTI	LinStatic	-1971.35	2348.43
489	812	Shell-Thick	DX197	CEDIMENTI	LinStatic	2963.02	1042.62
489	812	Shell-Thick	DX198	CEDIMENTI	LinStatic	38205.62	-1176.28
489	812	Shell-Thick	DX211	CEDIMENTI	LinStatic	29241.15	129.53
490	294	Shell-Thick	SX58	CEDIMENTI	LinStatic	44196.39	5726.35
490	294	Shell-Thick	SX45	CEDIMENTI	LinStatic	49975.55	5060.84
490	294	Shell-Thick	SX46	CEDIMENTI	LinStatic	-53779.77	5294.44
490	294	Shell-Thick	SX59	CEDIMENTI	LinStatic	-49297.89	5959.95
491	295	Shell-Thick	SX59	CEDIMENTI	LinStatic	49494.85	6004.61
491	295	Shell-Thick	SX46	CEDIMENTI	LinStatic	53933.29	5226.46
491	295	Shell-Thick	SX47	CEDIMENTI	LinStatic	-50260.61	4991.93
491	295	Shell-Thick	SX60	CEDIMENTI	LinStatic	-44421.87	5770.08
492	813	Shell-Thick	DX196	CEDIMENTI	LinStatic	-613.29	-1497.61
492	813	Shell-Thick	DX183	CEDIMENTI	LinStatic	663.92	-938.13
492	813	Shell-Thick	DX184	CEDIMENTI	LinStatic	849.15	584.27
492	813	Shell-Thick	DX197	CEDIMENTI	LinStatic	-958.71	24.78
493	296	Shell-Thick	SX62	CEDIMENTI	LinStatic	64458.16	4410.88
493	296	Shell-Thick	SX49	CEDIMENTI	LinStatic	72318.99	3347.93
493	296	Shell-Thick	SX50	CEDIMENTI	LinStatic	-81742.24	1702.12
493	296	Shell-Thick	SX63	CEDIMENTI	LinStatic	-73883.24	2765.07
494	297	Shell-Thick	SX169	CEDIMENTI	LinStatic	3130.44	-2753.46
494	297	Shell-Thick	SX182	CEDIMENTI	LinStatic	-2596.50	-1403.37
494	297	Shell-Thick	SX181	CEDIMENTI	LinStatic	-3104.73	180.93
494	297	Shell-Thick	SX168	CEDIMENTI	LinStatic	3367.55	-1169.16
495	298	Shell-Thick	SX168	CEDIMENTI	LinStatic	-18.17	-2155.01
495	298	Shell-Thick	SX181	CEDIMENTI	LinStatic	-6174.23	1519.72
495	298	Shell-Thick	SX180	CEDIMENTI	LinStatic	-50376.93	1817.72
495	298	Shell-Thick	SX167	CEDIMENTI	LinStatic	-40144.69	-1857.01
496	299	Shell-Thick	SX40	CEDIMENTI	LinStatic	-845.58	-1644.27
496	299	Shell-Thick	SX27	CEDIMENTI	LinStatic	-1346.08	-5414.21
496	299	Shell-Thick	SX28	CEDIMENTI	LinStatic	-1370.77	-2936.85
496	299	Shell-Thick	SX41	CEDIMENTI	LinStatic	-891.91	833.09
497	300	Shell-Thick	SX41	CEDIMENTI	LinStatic	9622.07	-241.35
497	300	Shell-Thick	SX28	CEDIMENTI	LinStatic	4096.02	-1394.47
497	300	Shell-Thick	SX29	CEDIMENTI	LinStatic	-111015.31	-2991.06
497	300	Shell-Thick	SX42	CEDIMENTI	LinStatic	-82177.97	-1837.95

498	301	Shell-Thick	SX42	CEDIMENTI	LinStatic	81051.04	1389.47
498	301	Shell-Thick	SX29	CEDIMENTI	LinStatic	88881.15	268.01
498	301	Shell-Thick	SX30	CEDIMENTI	LinStatic	-83988.89	1952.89
498	301	Shell-Thick	SX43	CEDIMENTI	LinStatic	-75325.31	3074.35
499	814	Shell-Thick	DX197	CEDIMENTI	LinStatic	2836.45	614.72
499	814	Shell-Thick	DX184	CEDIMENTI	LinStatic	-3194.76	523.49
499	814	Shell-Thick	DX185	CEDIMENTI	LinStatic	30381.03	-464.18
499	814	Shell-Thick	DX198	CEDIMENTI	LinStatic	38530.88	-372.94
500	302	Shell-Thick	SX45	CEDIMENTI	LinStatic	52737.84	4901.68
500	302	Shell-Thick	SX32	CEDIMENTI	LinStatic	60358.99	3808.09
500	302	Shell-Thick	SX33	CEDIMENTI	LinStatic	-60418.56	3480.68
500	302	Shell-Thick	SX46	CEDIMENTI	LinStatic	-56740.76	4574.27
501	303	Shell-Thick	SX46	CEDIMENTI	LinStatic	56910.83	4507.44
501	303	Shell-Thick	SX33	CEDIMENTI	LinStatic	60513.33	3527.49
501	303	Shell-Thick	SX34	CEDIMENTI	LinStatic	-60795.96	3842.77
501	303	Shell-Thick	SX47	CEDIMENTI	LinStatic	-53089.80	4822.72
502	815	Shell-Thick	DX183	CEDIMENTI	LinStatic	1170.56	-1024.29
502	815	Shell-Thick	DX170	CEDIMENTI	LinStatic	450.22	385.55
502	815	Shell-Thick	DX171	CEDIMENTI	LinStatic	-36.30	2397.98
502	815	Shell-Thick	DX184	CEDIMENTI	LinStatic	1154.30	988.13
503	304	Shell-Thick	SX49	CEDIMENTI	LinStatic	76750.93	2814.73
503	304	Shell-Thick	SX36	CEDIMENTI	LinStatic	85465.48	1647.86
503	304	Shell-Thick	SX37	CEDIMENTI	LinStatic	-93556.46	197.04
503	304	Shell-Thick	SX50	CEDIMENTI	LinStatic	-85754.52	1363.91
504	305	Shell-Thick	SX182	CEDIMENTI	LinStatic	-2441.36	300.66
504	305	Shell-Thick	SX195	CEDIMENTI	LinStatic	3804.81	2337.92
504	305	Shell-Thick	SX194	CEDIMENTI	LinStatic	4186.97	95.74
504	305	Shell-Thick	SX181	CEDIMENTI	LinStatic	-3088.90	-1941.53
505	306	Shell-Thick	SX181	CEDIMENTI	LinStatic	-5106.58	100.24
505	306	Shell-Thick	SX194	CEDIMENTI	LinStatic	-3385.89	-2141.90
505	306	Shell-Thick	SX193	CEDIMENTI	LinStatic	-36680.34	-1047.12
505	306	Shell-Thick	SX180	CEDIMENTI	LinStatic	-42757.22	1195.02
506	307	Shell-Thick	SX27	CEDIMENTI	LinStatic	-1610.11	-5410.03
506	307	Shell-Thick	SX14	CEDIMENTI	LinStatic	3030.60	-8056.62
506	307	Shell-Thick	SX15	CEDIMENTI	LinStatic	3811.79	-4903.41
506	307	Shell-Thick	SX28	CEDIMENTI	LinStatic	-1661.90	-2256.82
507	308	Shell-Thick	SX28	CEDIMENTI	LinStatic	14981.90	-2487.45
507	308	Shell-Thick	SX15	CEDIMENTI	LinStatic	-29159.07	-3765.05
507	308	Shell-Thick	SX16	CEDIMENTI	LinStatic	-194574.91	-2064.20
507	308	Shell-Thick	SX29	CEDIMENTI	LinStatic	-122282.91	-786.60
508	309	Shell-Thick	SX29	CEDIMENTI	LinStatic	93646.34	708.15
508	309	Shell-Thick	SX16	CEDIMENTI	LinStatic	107947.57	-190.00
508	309	Shell-Thick	SX17	CEDIMENTI	LinStatic	-92549.85	1080.15
508	309	Shell-Thick	SX30	CEDIMENTI	LinStatic	-89092.65	1978.31
509	816	Shell-Thick	DX184	CEDIMENTI	LinStatic	-2902.58	1465.77
509	816	Shell-Thick	DX171	CEDIMENTI	LinStatic	1814.77	2294.97
509	816	Shell-Thick	DX172	CEDIMENTI	LinStatic	37495.46	77.65
509	816	Shell-Thick	DX185	CEDIMENTI	LinStatic	30629.76	-751.54
510	310	Shell-Thick	SX32	CEDIMENTI	LinStatic	63710.65	3371.95
510	310	Shell-Thick	SX19	CEDIMENTI	LinStatic	69493.65	2517.97
510	310	Shell-Thick	SX20	CEDIMENTI	LinStatic	-70706.97	1366.02
510	310	Shell-Thick	SX33	CEDIMENTI	LinStatic	-63721.01	2220.00
511	311	Shell-Thick	SX33	CEDIMENTI	LinStatic	63797.97	2265.97
511	311	Shell-Thick	SX20	CEDIMENTI	LinStatic	70642.81	1299.86
511	311	Shell-Thick	SX21	CEDIMENTI	LinStatic	-70028.23	2454.74
511	311	Shell-Thick	SX34	CEDIMENTI	LinStatic	-64102.46	3420.84
512	817	Shell-Thick	DX170	CEDIMENTI	LinStatic	-1222.47	1653.14
512	817	Shell-Thick	DX157	CEDIMENTI	LinStatic	-299.25	-2945.65
512	817	Shell-Thick	DX158	CEDIMENTI	LinStatic	-485.53	-3846.40
512	817	Shell-Thick	DX171	CEDIMENTI	LinStatic	-1404.41	752.40
513	312	Shell-Thick	SX36	CEDIMENTI	LinStatic	90564.08	1772.37
513	312	Shell-Thick	SX23	CEDIMENTI	LinStatic	93399.33	1116.45
513	312	Shell-Thick	SX24	CEDIMENTI	LinStatic	-113342.60	-27.90
513	312	Shell-Thick	SX37	CEDIMENTI	LinStatic	-98439.44	628.03
514	313	Shell-Thick	SX195	CEDIMENTI	LinStatic	2692.91	1531.07
514	313	Shell-Thick	SX208	CEDIMENTI	LinStatic	-3543.06	-350.25
514	313	Shell-Thick	SX207	CEDIMENTI	LinStatic	-4235.52	-794.85
514	313	Shell-Thick	SX194	CEDIMENTI	LinStatic	3512.35	1086.46
515	314	Shell-Thick	SX194	CEDIMENTI	LinStatic	-6937.45	-519.60
515	314	Shell-Thick	SX207	CEDIMENTI	LinStatic	18352.14	418.20
515	314	Shell-Thick	SX206	CEDIMENTI	LinStatic	5167.57	-1484.16
515	314	Shell-Thick	SX193	CEDIMENTI	LinStatic	-34514.74	-2421.96
519	818	Shell-Thick	DX171	CEDIMENTI	LinStatic	1759.30	264.77
519	818	Shell-Thick	DX158	CEDIMENTI	LinStatic	2449.60	-3714.51
519	818	Shell-Thick	DX159	CEDIMENTI	LinStatic	40017.47	-2948.11
519	818	Shell-Thick	DX172	CEDIMENTI	LinStatic	43135.45	1031.17
522	819	Shell-Thick	DX157	CEDIMENTI	LinStatic	-1300.60	-2069.88
522	819	Shell-Thick	DX144	CEDIMENTI	LinStatic	2223.16	-143.62
522	819	Shell-Thick	DX145	CEDIMENTI	LinStatic	2477.42	-2728.15
522	819	Shell-Thick	DX158	CEDIMENTI	LinStatic	-1750.94	-4654.42
524	315	Shell-Thick	SX208	CEDIMENTI	LinStatic	-4251.24	733.83



Autorità Portuale di Taranto
Interventi per il dragaggio di 2,3 M³ di sedimenti in area Molo Polisettoriale e per la realizzazione di un primo lotto della cassa di colmata funzionale all'ampliamento del V Sporgente del Porto di Taranto

Allegati alla relazione di calcolo strutturale allineamento "BC"

Data 05/2016
Rev. B
c.d.c.: C296A
514B

524	315	Shell-Thick	SX221	CEDIMENTI	LinStatic	4490.21	655.16
524	315	Shell-Thick	SX220	CEDIMENTI	LinStatic	5219.97	-1992.92
524	315	Shell-Thick	SX207	CEDIMENTI	LinStatic	-5128.14	-1914.25
525	316	Shell-Thick	SX207	CEDIMENTI	LinStatic	17302.62	-3026.70
525	316	Shell-Thick	SX220	CEDIMENTI	LinStatic	-7665.55	-1422.19
525	316	Shell-Thick	SX219	CEDIMENTI	LinStatic	-34013.12	3777.85
525	316	Shell-Thick	SX206	CEDIMENTI	LinStatic	4445.60	2173.34
526	317	Shell-Thick	SX221	CEDIMENTI	LinStatic	3375.05	-444.69
526	317	Shell-Thick	SX234	CEDIMENTI	LinStatic	-2785.10	1614.46
526	317	Shell-Thick	SX233	CEDIMENTI	LinStatic	-3626.88	1170.57
526	317	Shell-Thick	SX220	CEDIMENTI	LinStatic	4033.22	-888.59
527	318	Shell-Thick	SX220	CEDIMENTI	LinStatic	-6715.58	671.63
527	318	Shell-Thick	SX233	CEDIMENTI	LinStatic	81.07	-777.67
527	318	Shell-Thick	SX232	CEDIMENTI	LinStatic	-31203.11	-23.58
527	318	Shell-Thick	SX219	CEDIMENTI	LinStatic	-37292.79	1425.72
529	319	Shell-Thick	DX16	CEDIMENTI	LinStatic	-114379.01	-324.28
529	319	Shell-Thick	SX16	CEDIMENTI	LinStatic	118353.94	-507.53
529	319	Shell-Thick	SX29	CEDIMENTI	LinStatic	112229.25	841.64
529	319	Shell-Thick	DX29	CEDIMENTI	LinStatic	-108360.82	1024.89
530	320	Shell-Thick	DX29	CEDIMENTI	LinStatic	-104843.48	2807.35
530	320	Shell-Thick	SX29	CEDIMENTI	LinStatic	108690.62	2629.88
530	320	Shell-Thick	SX42	CEDIMENTI	LinStatic	101231.31	4678.25
530	320	Shell-Thick	DX42	CEDIMENTI	LinStatic	-97494.02	4855.72
531	321	Shell-Thick	DX42	CEDIMENTI	LinStatic	-93951.34	5268.57
531	321	Shell-Thick	SX42	CEDIMENTI	LinStatic	97681.09	5188.79
531	321	Shell-Thick	SX55	CEDIMENTI	LinStatic	89538.98	6194.55
531	321	Shell-Thick	DX55	CEDIMENTI	LinStatic	-86014.21	6274.33
532	322	Shell-Thick	DX55	CEDIMENTI	LinStatic	-82375.38	6762.90
532	322	Shell-Thick	SX55	CEDIMENTI	LinStatic	85898.53	6590.00
532	322	Shell-Thick	SX68	CEDIMENTI	LinStatic	77495.29	7232.16
532	322	Shell-Thick	DX68	CEDIMENTI	LinStatic	-74019.59	7405.05
533	323	Shell-Thick	DX68	CEDIMENTI	LinStatic	-70138.80	7237.10
533	323	Shell-Thick	SX68	CEDIMENTI	LinStatic	73608.88	7189.95
533	323	Shell-Thick	SX81	CEDIMENTI	LinStatic	65136.92	7391.55
533	323	Shell-Thick	DX81	CEDIMENTI	LinStatic	-61810.32	7438.70
534	324	Shell-Thick	DX81	CEDIMENTI	LinStatic	-57782.82	7443.05
534	324	Shell-Thick	SX81	CEDIMENTI	LinStatic	61113.93	7333.84
534	324	Shell-Thick	SX94	CEDIMENTI	LinStatic	52648.34	7807.91
534	324	Shell-Thick	DX94	CEDIMENTI	LinStatic	-49399.68	7917.12
535	325	Shell-Thick	DX94	CEDIMENTI	LinStatic	-45284.61	8264.24
535	325	Shell-Thick	SX94	CEDIMENTI	LinStatic	48529.75	8171.49
535	325	Shell-Thick	SX107	CEDIMENTI	LinStatic	39939.66	8279.31
535	325	Shell-Thick	DX107	CEDIMENTI	LinStatic	-36780.20	8372.06
536	326	Shell-Thick	DX107	CEDIMENTI	LinStatic	-32650.01	8027.59
536	326	Shell-Thick	SX107	CEDIMENTI	LinStatic	35809.78	7903.32
536	326	Shell-Thick	SX120	CEDIMENTI	LinStatic	27317.50	7933.34
536	326	Shell-Thick	DX120	CEDIMENTI	LinStatic	-24297.64	8057.61
537	327	Shell-Thick	DX120	CEDIMENTI	LinStatic	-19968.54	8119.05
537	327	Shell-Thick	SX120	CEDIMENTI	LinStatic	22988.52	8073.76
537	327	Shell-Thick	SX133	CEDIMENTI	LinStatic	14576.93	7949.80
537	327	Shell-Thick	DX133	CEDIMENTI	LinStatic	-11598.68	7995.10
538	328	Shell-Thick	DX133	CEDIMENTI	LinStatic	-7270.50	7844.86
538	328	Shell-Thick	SX133	CEDIMENTI	LinStatic	10250.29	7697.69
538	328	Shell-Thick	SX146	CEDIMENTI	LinStatic	1802.67	7872.69
538	328	Shell-Thick	DX146	CEDIMENTI	LinStatic	999.48	8019.85
539	329	Shell-Thick	DX146	CEDIMENTI	LinStatic	5483.13	8308.64
539	329	Shell-Thick	SX146	CEDIMENTI	LinStatic	-2682.85	8203.69
539	329	Shell-Thick	SX159	CEDIMENTI	LinStatic	-11071.12	7150.74
539	329	Shell-Thick	DX159	CEDIMENTI	LinStatic	13815.37	7255.69
540	330	Shell-Thick	DX159	CEDIMENTI	LinStatic	18784.31	5918.39
540	330	Shell-Thick	SX159	CEDIMENTI	LinStatic	-16040.93	5710.42
540	330	Shell-Thick	SX172	CEDIMENTI	LinStatic	-24300.68	7222.54
540	330	Shell-Thick	DX172	CEDIMENTI	LinStatic	26719.17	7430.51
541	331	Shell-Thick	DX172	CEDIMENTI	LinStatic	25664.03	9259.25
541	331	Shell-Thick	SX172	CEDIMENTI	LinStatic	-23696.91	9357.40
541	331	Shell-Thick	SX185	CEDIMENTI	LinStatic	-28889.55	11544.41
541	331	Shell-Thick	DX185	CEDIMENTI	LinStatic	31458.40	11446.26
542	332	Shell-Thick	DX185	CEDIMENTI	LinStatic	32755.38	10118.59
542	332	Shell-Thick	SX185	CEDIMENTI	LinStatic	-30188.37	9980.94
542	332	Shell-Thick	SX198	CEDIMENTI	LinStatic	-35782.73	9193.43
542	332	Shell-Thick	DX198	CEDIMENTI	LinStatic	38051.87	9331.07
543	333	Shell-Thick	DX198	CEDIMENTI	LinStatic	39749.89	8838.74
543	333	Shell-Thick	SX198	CEDIMENTI	LinStatic	-37480.07	8927.58
543	333	Shell-Thick	SX211	CEDIMENTI	LinStatic	-42628.43	8218.08
543	333	Shell-Thick	DX211	CEDIMENTI	LinStatic	45216.08	8129.25
544	334	Shell-Thick	DX211	CEDIMENTI	LinStatic	46996.46	7871.62
544	334	Shell-Thick	SX211	CEDIMENTI	LinStatic	-44406.44	7796.37
544	334	Shell-Thick	SX224	CEDIMENTI	LinStatic	-49783.11	7634.79
544	334	Shell-Thick	DX224	CEDIMENTI	LinStatic	52114.18	7710.04
545	335	Shell-Thick	DX224	CEDIMENTI	LinStatic	54106.33	7698.41
545	335	Shell-Thick	SX224	CEDIMENTI	LinStatic	-51775.48	7729.69

545	335	Shell-Thick	SX237	CEDIMENTI	LinStatic	-56930.24	7230.76
545	335	Shell-Thick	DX237	CEDIMENTI	LinStatic	59526.63	7199.48
546	336	Shell-Thick	DX237	CEDIMENTI	LinStatic	61364.61	6823.42
546	336	Shell-Thick	SX237	CEDIMENTI	LinStatic	-58768.49	6740.11
546	336	Shell-Thick	SX250	CEDIMENTI	LinStatic	-63979.80	6499.28
546	336	Shell-Thick	DX250	CEDIMENTI	LinStatic	66287.65	6582.59
547	337	Shell-Thick	DX250	CEDIMENTI	LinStatic	68264.85	6412.54
547	337	Shell-Thick	SX250	CEDIMENTI	LinStatic	-65955.50	6487.30
547	337	Shell-Thick	SX263	CEDIMENTI	LinStatic	-70643.85	5969.18
547	337	Shell-Thick	DX263	CEDIMENTI	LinStatic	73234.11	5894.42
548	338	Shell-Thick	DX263	CEDIMENTI	LinStatic	74986.16	5566.76
548	338	Shell-Thick	SX263	CEDIMENTI	LinStatic	-72396.01	5474.19
548	338	Shell-Thick	SX276	CEDIMENTI	LinStatic	-76986.11	5722.59
548	338	Shell-Thick	DX276	CEDIMENTI	LinStatic	79326.99	5815.16
549	339	Shell-Thick	DX276	CEDIMENTI	LinStatic	65166.20	5871.80
549	339	Shell-Thick	SX276	CEDIMENTI	LinStatic	-63327.54	5903.76
549	339	Shell-Thick	SX289	CEDIMENTI	LinStatic	-69709.98	5809.18
549	339	Shell-Thick	DX289	CEDIMENTI	LinStatic	71778.62	5777.22
550	340	Shell-Thick	DX289	CEDIMENTI	LinStatic	73464.46	5408.18
550	340	Shell-Thick	SX289	CEDIMENTI	LinStatic	-71396.19	5343.32
550	340	Shell-Thick	SX302	CEDIMENTI	LinStatic	-77535.30	5137.61
550	340	Shell-Thick	DX302	CEDIMENTI	LinStatic	79349.18	5202.47
551	341	Shell-Thick	DX302	CEDIMENTI	LinStatic	81145.53	5071.51
551	341	Shell-Thick	SX302	CEDIMENTI	LinStatic	-79329.92	5143.88
551	341	Shell-Thick	SX315	CEDIMENTI	LinStatic	-84911.86	4863.01
551	341	Shell-Thick	DX315	CEDIMENTI	LinStatic	86959.80	4790.64
552	342	Shell-Thick	DX315	CEDIMENTI	LinStatic	88466.91	4900.46
552	342	Shell-Thick	SX315	CEDIMENTI	LinStatic	-86419.97	4797.69
552	342	Shell-Thick	SX328	CEDIMENTI	LinStatic	-92014.68	4690.67
552	342	Shell-Thick	DX328	CEDIMENTI	LinStatic	93806.75	4793.45
553	343	Shell-Thick	DX328	CEDIMENTI	LinStatic	95326.21	4490.96
553	343	Shell-Thick	SX328	CEDIMENTI	LinStatic	-93534.40	4547.01
553	343	Shell-Thick	SX341	CEDIMENTI	LinStatic	-98509.96	4122.48
553	343	Shell-Thick	DX341	CEDIMENTI	LinStatic	100470.54	4066.43
554	344	Shell-Thick	DX341	CEDIMENTI	LinStatic	101747.45	4034.98
554	344	Shell-Thick	SX341	CEDIMENTI	LinStatic	-99786.38	3996.91
554	344	Shell-Thick	SX354	CEDIMENTI	LinStatic	-104492.91	3886.50
554	344	Shell-Thick	DX354	CEDIMENTI	LinStatic	106318.82	3924.58
555	345	Shell-Thick	DX354	CEDIMENTI	LinStatic	107559.93	3784.50
555	345	Shell-Thick	SX354	CEDIMENTI	LinStatic	-105734.21	3826.87
555	345	Shell-Thick	SX367	CEDIMENTI	LinStatic	-109824.51	3458.72
555	345	Shell-Thick	DX367	CEDIMENTI	LinStatic	111815.39	3416.35
556	346	Shell-Thick	DX367	CEDIMENTI	LinStatic	112685.92	3355.88
556	346	Shell-Thick	SX367	CEDIMENTI	LinStatic	-110694.64	3443.27
556	346	Shell-Thick	SX380	CEDIMENTI	LinStatic	-114169.82	3303.70
556	346	Shell-Thick	DX380	CEDIMENTI	LinStatic	116300.05	3216.31
557	347	Shell-Thick	SX234	CEDIMENTI	LinStatic	-3612.90	2221.40
557	347	Shell-Thick	SX247	CEDIMENTI	LinStatic	2585.24	-749.85
557	347	Shell-Thick	SX246	CEDIMENTI	LinStatic	3168.35	-2275.02
557	347	Shell-Thick	SX233	CEDIMENTI	LinStatic	-4191.61	696.24
558	820	Shell-Thick	DX158	CEDIMENTI	LinStatic	4565.01	-4960.08
558	820	Shell-Thick	DX145	CEDIMENTI	LinStatic	-4887.72	-3027.15
558	820	Shell-Thick	DX146	CEDIMENTI	LinStatic	14222.89	972.41
558	820	Shell-Thick	DX159	CEDIMENTI	LinStatic	35038.08	-960.52
559	821	Shell-Thick	DX144	CEDIMENTI	LinStatic	819.37	-1041.06
559	821	Shell-Thick	DX131	CEDIMENTI	LinStatic	-899.92	-348.58
559	821	Shell-Thick	DX132	CEDIMENTI	LinStatic	-1074.56	-846.85
559	821	Shell-Thick	DX145	CEDIMENTI	LinStatic	1149.10	-1539.33
560	822	Shell-Thick	DX145	CEDIMENTI	LinStatic	-2915.49	-1356.78
560	822	Shell-Thick	DX132	CEDIMENTI	LinStatic	-2063.77	-1421.93
560	822	Shell-Thick	DX133	CEDIMENTI	LinStatic	7216.62	-126.42
560	822	Shell-Thick	DX146	CEDIMENTI	LinStatic	10034.10	-61.27
561	823	Shell-Thick	DX131	CEDIMENTI	LinStatic	-1711.20	342.25
561	823	Shell-Thick	DX118	CEDIMENTI	LinStatic	1820.43	654.05
561	823	Shell-Thick	DX119	CEDIMENTI	LinStatic	2118.20	-1360.69
561	823	Shell-Thick	DX132	CEDIMENTI	LinStatic	-1919.90	-1672.49
562	824	Shell-Thick	DX132	CEDIMENTI	LinStatic	-1539.71	-1854.55
562	824	Shell-Thick	DX119	CEDIMENTI	LinStatic	524.79	-1487.27
562	824	Shell-Thick	DX120	CEDIMENTI	LinStatic	4612.36	392.73
562	824	Shell-Thick	DX133	CEDIMENTI	LinStatic	5001.70	25.45
563	825	Shell-Thick	DX118	CEDIMENTI	LinStatic	923.57	108.10
563	825	Shell-Thick	DX105	CEDIMENTI	LinStatic	-1176.41	-697.86
563	825	Shell-Thick	DX106	CEDIMENTI	LinStatic	-1432.65	-1512.65
563	825	Shell-Thick	DX119	CEDIMENTI	LinStatic	1239.90	-706.70
564	826	Shell-Thick	DX119	CEDIMENTI	LinStatic	490.90	-1122.81
564	826	Shell-Thick	DX106	CEDIMENTI	LinStatic	2265.53	-1393.62
564	826	Shell-Thick	DX107	CEDIMENTI	LinStatic	3475.96	27.25
564	826	Shell-Thick	DX120	CEDIMENTI	LinStatic	3028.41	298.07
565	827	Shell-Thick	DX105	CEDIMENTI	LinStatic	-1924.53	-195.68
565	827	Shell-Thick	DX92	CEDIMENTI	LinStatic	1210.15	-1289.80
565	827	Shell-Thick	DX93	CEDIMENTI	LinStatic	1694.15	-3157.55



Autorità Portuale di Taranto
Interventi per il dragaggio di 2,3 M³ di sedimenti in area Molo Polisettoriale e per la realizzazione di un primo lotto della cassa di colmata funzionale all'ampliamento del V Sporgente del Porto di Taranto

Allegati alla relazione di calcolo strutturale allineamento "BC"

Data 05/2016
Rev. B
c.d.c.: C296A
514B

565	827	Shell-Thick	DX106	CEDIMENTI	LinStatic	-2188.50	-2063.44
566	828	Shell-Thick	DX106	CEDIMENTI	LinStatic	3514.59	-2240.84
566	828	Shell-Thick	DX93	CEDIMENTI	LinStatic	-3958.84	-3251.82
566	828	Shell-Thick	DX94	CEDIMENTI	LinStatic	-14364.77	-39.51
566	828	Shell-Thick	DX107	CEDIMENTI	LinStatic	862.61	971.47
567	829	Shell-Thick	DX92	CEDIMENTI	LinStatic	1118.29	-1547.53
567	829	Shell-Thick	DX79	CEDIMENTI	LinStatic	369.28	2066.04
567	829	Shell-Thick	DX80	CEDIMENTI	LinStatic	248.14	764.36
567	829	Shell-Thick	DX93	CEDIMENTI	LinStatic	1311.83	-2849.21
568	830	Shell-Thick	DX93	CEDIMENTI	LinStatic	-2317.68	-2510.86
568	830	Shell-Thick	DX80	CEDIMENTI	LinStatic	712.57	145.15
568	830	Shell-Thick	DX81	CEDIMENTI	LinStatic	-15158.46	1845.08
568	830	Shell-Thick	DX94	CEDIMENTI	LinStatic	-16928.63	-810.92
569	831	Shell-Thick	DX79	CEDIMENTI	LinStatic	-869.17	2353.99
569	831	Shell-Thick	DX66	CEDIMENTI	LinStatic	-718.38	-1088.87
569	831	Shell-Thick	DX67	CEDIMENTI	LinStatic	-695.89	-2993.34
569	831	Shell-Thick	DX80	CEDIMENTI	LinStatic	-667.96	449.52
570	832	Shell-Thick	DX80	CEDIMENTI	LinStatic	634.64	-149.71
570	832	Shell-Thick	DX67	CEDIMENTI	LinStatic	4180.69	-2658.18
570	832	Shell-Thick	DX68	CEDIMENTI	LinStatic	-15624.65	-378.37
570	832	Shell-Thick	DX81	CEDIMENTI	LinStatic	-16487.79	2130.10
571	833	Shell-Thick	DX66	CEDIMENTI	LinStatic	-713.08	-1059.42
571	833	Shell-Thick	DX53	CEDIMENTI	LinStatic	824.38	-934.37
571	833	Shell-Thick	DX54	CEDIMENTI	LinStatic	1154.06	-2861.36
571	833	Shell-Thick	DX67	CEDIMENTI	LinStatic	-937.06	-2986.41
572	834	Shell-Thick	DX67	CEDIMENTI	LinStatic	7217.98	-3448.71
572	834	Shell-Thick	DX54	CEDIMENTI	LinStatic	-2376.98	-2744.41
572	834	Shell-Thick	DX55	CEDIMENTI	LinStatic	-40936.14	1400.51
572	834	Shell-Thick	DX68	CEDIMENTI	LinStatic	-19249.46	696.21
573	835	Shell-Thick	DX53	CEDIMENTI	LinStatic	537.00	-671.74
573	835	Shell-Thick	DX40	CEDIMENTI	LinStatic	153.77	1184.69
573	835	Shell-Thick	DX41	CEDIMENTI	LinStatic	73.89	-1355.28
573	835	Shell-Thick	DX54	CEDIMENTI	LinStatic	714.86	-3211.71
574	836	Shell-Thick	DX54	CEDIMENTI	LinStatic	2496.32	-2797.64
574	836	Shell-Thick	DX41	CEDIMENTI	LinStatic	2620.60	-2119.80
574	836	Shell-Thick	DX42	CEDIMENTI	LinStatic	-58458.52	1872.09
574	836	Shell-Thick	DX55	CEDIMENTI	LinStatic	-46456.70	1194.25
575	837	Shell-Thick	DX40	CEDIMENTI	LinStatic	-385.16	1125.94
575	837	Shell-Thick	DX27	CEDIMENTI	LinStatic	-1440.98	-2820.64
575	837	Shell-Thick	DX28	CEDIMENTI	LinStatic	-1429.34	-4979.17
575	837	Shell-Thick	DX41	CEDIMENTI	LinStatic	-392.22	-1032.60
576	838	Shell-Thick	DX41	CEDIMENTI	LinStatic	9565.81	-2471.18
576	838	Shell-Thick	DX28	CEDIMENTI	LinStatic	2874.57	-4150.10
576	838	Shell-Thick	DX29	CEDIMENTI	LinStatic	-94464.29	1062.47
576	838	Shell-Thick	DX42	CEDIMENTI	LinStatic	-66071.85	2741.40
577	839	Shell-Thick	DX27	CEDIMENTI	LinStatic	-2092.19	-1992.49
577	839	Shell-Thick	DX14	CEDIMENTI	LinStatic	3634.38	-4813.93
577	839	Shell-Thick	DX15	CEDIMENTI	LinStatic	4184.52	-9344.62
577	839	Shell-Thick	DX28	CEDIMENTI	LinStatic	-2404.27	-6523.18
578	840	Shell-Thick	DX28	CEDIMENTI	LinStatic	12143.75	-7501.39
578	840	Shell-Thick	DX15	CEDIMENTI	LinStatic	-29100.38	-9450.43
578	840	Shell-Thick	DX16	CEDIMENTI	LinStatic	-171506.29	490.13
578	840	Shell-Thick	DX29	CEDIMENTI	LinStatic	-105327.43	2439.18
581	841	Shell-Thick	DX404	CEDIMENTI	LinStatic	-806.23	-1848.58
581	841	Shell-Thick	DX391	CEDIMENTI	LinStatic	910.82	140.79
581	841	Shell-Thick	DX392	CEDIMENTI	LinStatic	881.33	412.34
581	841	Shell-Thick	DX405	CEDIMENTI	LinStatic	-1038.21	-1577.03
582	842	Shell-Thick	DX405	CEDIMENTI	LinStatic	9982.62	-899.62
582	842	Shell-Thick	DX392	CEDIMENTI	LinStatic	-2858.64	-162.41
582	842	Shell-Thick	DX393	CEDIMENTI	LinStatic	69826.96	1171.36
582	842	Shell-Thick	DX406	CEDIMENTI	LinStatic	91483.96	434.16
583	843	Shell-Thick	DX391	CEDIMENTI	LinStatic	790.48	96.40
583	843	Shell-Thick	DX378	CEDIMENTI	LinStatic	-770.46	-659.02
583	843	Shell-Thick	DX379	CEDIMENTI	LinStatic	-1036.37	-396.48
583	843	Shell-Thick	DX392	CEDIMENTI	LinStatic	810.95	358.93
584	844	Shell-Thick	DX392	CEDIMENTI	LinStatic	-956.79	259.48
584	844	Shell-Thick	DX379	CEDIMENTI	LinStatic	-2995.85	-222.01
584	844	Shell-Thick	DX380	CEDIMENTI	LinStatic	55932.64	436.08
584	844	Shell-Thick	DX393	CEDIMENTI	LinStatic	67919.74	917.58
585	868	Shell-Thick	DX84	CEDIMENTI	LinStatic	-89549.72	1122.59
585	868	Shell-Thick	SX84	CEDIMENTI	LinStatic	89720.48	1131.81
585	868	Shell-Thick	SX97	CEDIMENTI	LinStatic	80772.76	1493.64
585	868	Shell-Thick	DX97	CEDIMENTI	LinStatic	-80648.10	1484.43
586	869	Shell-Thick	DX97	CEDIMENTI	LinStatic	-77201.77	1586.91
586	869	Shell-Thick	SX97	CEDIMENTI	LinStatic	77326.87	1569.47
586	869	Shell-Thick	SX110	CEDIMENTI	LinStatic	68340.25	1974.08
586	869	Shell-Thick	DX110	CEDIMENTI	LinStatic	-68178.73	1991.52
587	348	Shell-Thick	SX233	CEDIMENTI	LinStatic	132.16	-922.28
587	348	Shell-Thick	SX246	CEDIMENTI	LinStatic	474.47	-905.99
587	348	Shell-Thick	SX245	CEDIMENTI	LinStatic	-35196.98	294.95
587	348	Shell-Thick	SX232	CEDIMENTI	LinStatic	-32291.59	278.66

589	870	Shell-Thick	DX69	CEDIMENTI	LinStatic	-95131.99	2364.59
589	870	Shell-Thick	SX69	CEDIMENTI	LinStatic	94392.87	2410.74
589	870	Shell-Thick	SX82	CEDIMENTI	LinStatic	86553.29	2249.94
589	870	Shell-Thick	DX82	CEDIMENTI	LinStatic	-87348.17	2203.79
590	871	Shell-Thick	DX82	CEDIMENTI	LinStatic	-83443.41	2116.13
590	871	Shell-Thick	SX82	CEDIMENTI	LinStatic	82645.46	2131.46
590	871	Shell-Thick	SX95	CEDIMENTI	LinStatic	74695.23	1834.77
590	871	Shell-Thick	DX95	CEDIMENTI	LinStatic	-75454.59	1819.43
591	872	Shell-Thick	DX95	CEDIMENTI	LinStatic	-71525.79	1707.51
591	872	Shell-Thick	SX95	CEDIMENTI	LinStatic	70768.13	1807.60
591	872	Shell-Thick	SX108	CEDIMENTI	LinStatic	62803.27	1690.27
591	872	Shell-Thick	DX108	CEDIMENTI	LinStatic	-63546.20	1590.18
593	873	Shell-Thick	DX114	CEDIMENTI	LinStatic	59118.34	1503.79
593	873	Shell-Thick	DX127	CEDIMENTI	LinStatic	51155.92	1263.12
593	873	Shell-Thick	SX127	CEDIMENTI	LinStatic	-51136.90	1170.15
593	873	Shell-Thick	SX114	CEDIMENTI	LinStatic	-59039.64	1410.82
594	874	Shell-Thick	DX127	CEDIMENTI	LinStatic	47181.97	1080.59
594	874	Shell-Thick	DX140	CEDIMENTI	LinStatic	39467.31	1068.85
594	874	Shell-Thick	SX140	CEDIMENTI	LinStatic	-39298.97	1135.84
594	874	Shell-Thick	SX127	CEDIMENTI	LinStatic	-47161.44	1147.57
595	875	Shell-Thick	DX140	CEDIMENTI	LinStatic	35407.97	983.02
595	875	Shell-Thick	DX153	CEDIMENTI	LinStatic	27747.04	543.34
595	875	Shell-Thick	SX153	CEDIMENTI	LinStatic	-27737.62	477.06
595	875	Shell-Thick	SX140	CEDIMENTI	LinStatic	-35242.22	916.75
596	876	Shell-Thick	DX153	CEDIMENTI	LinStatic	23948.30	190.43
596	876	Shell-Thick	DX166	CEDIMENTI	LinStatic	16829.38	1097.42
596	876	Shell-Thick	SX166	CEDIMENTI	LinStatic	-16503.98	1093.36
596	876	Shell-Thick	SX153	CEDIMENTI	LinStatic	-23934.03	186.36
598	877	Shell-Thick	DX112	CEDIMENTI	LinStatic	64733.47	2132.57
598	877	Shell-Thick	DX125	CEDIMENTI	LinStatic	55537.80	2376.84
598	877	Shell-Thick	SX125	CEDIMENTI	LinStatic	-55778.70	2247.50
598	877	Shell-Thick	SX112	CEDIMENTI	LinStatic	-64543.96	2003.22
599	878	Shell-Thick	DX125	CEDIMENTI	LinStatic	52028.95	2346.91
599	878	Shell-Thick	DX138	CEDIMENTI	LinStatic	43390.13	2621.28
599	878	Shell-Thick	SX138	CEDIMENTI	LinStatic	-43116.87	2792.91
599	878	Shell-Thick	SX125	CEDIMENTI	LinStatic	-52272.27	2518.54
600	879	Shell-Thick	DX138	CEDIMENTI	LinStatic	39815.86	2841.76
600	879	Shell-Thick	DX151	CEDIMENTI	LinStatic	30775.95	3172.51
600	879	Shell-Thick	SX151	CEDIMENTI	LinStatic	-31121.62	3014.03
600	879	Shell-Thick	SX138	CEDIMENTI	LinStatic	-39539.86	2683.29
601	880	Shell-Thick	DX151	CEDIMENTI	LinStatic	27303.53	3448.70
601	880	Shell-Thick	DX164	CEDIMENTI	LinStatic	19162.29	2482.15
601	880	Shell-Thick	SX164	CEDIMENTI	LinStatic	-18787.27	2723.83
601	880	Shell-Thick	SX151	CEDIMENTI	LinStatic	-27651.32	3690.38
603	881	Shell-Thick	DX110	CEDIMENTI	LinStatic	-64618.11	2064.36
603	881	Shell-Thick	SX110	CEDIMENTI	LinStatic	64778.97	2083.80
603	881	Shell-Thick	SX123	CEDIMENTI	LinStatic	55776.61	2328.91
603	881	Shell-Thick	DX123	CEDIMENTI	LinStatic	-55660.14	2309.47
604	882	Shell-Thick	DX123	CEDIMENTI	LinStatic	-52150.05	2453.18
604	882	Shell-Thick	SX123	CEDIMENTI	LinStatic	52266.47	2423.62
604	882	Shell-Thick	SX136	CEDIMENTI	LinStatic	43384.53	2696.60
604	882	Shell-Thick	DX136	CEDIMENTI	LinStatic	-43237.19	2726.16
605	883	Shell-Thick	DX136	CEDIMENTI	LinStatic	-39665.34	2754.44
605	883	Shell-Thick	SX136	CEDIMENTI	LinStatic	39812.30	2787.60
605	883	Shell-Thick	SX149	CEDIMENTI	LinStatic	31063.93	3118.83
605	883	Shell-Thick	DX149	CEDIMENTI	LinStatic	-30949.37	3085.67
606	884	Shell-Thick	DX149	CEDIMENTI	LinStatic	-27484.19	3606.65
606	884	Shell-Thick	SX149	CEDIMENTI	LinStatic	27598.05	3550.24
606	884	Shell-Thick	SX162	CEDIMENTI	LinStatic	19102.18	2577.65
606	884	Shell-Thick	DX162	CEDIMENTI	LinStatic	-18965.21	2634.06
608	885	Shell-Thick	DX108	CEDIMENTI	LinStatic	-59497.29	1482.23
608	885	Shell-Thick	SX108	CEDIMENTI	LinStatic	58752.81	1501.28
608	885	Shell-Thick	SX121	CEDIMENTI	LinStatic	50853.87	1266.10
608	885	Shell-Thick	DX121	CEDIMENTI	LinStatic	-51509.22	1247.05
609	886	Shell-Thick	DX121	CEDIMENTI	LinStatic	-47522.50	1090.99
609	886	Shell-Thick	SX121	CEDIMENTI	LinStatic	46867.77	1149.98
609	886	Shell-Thick	SX134	CEDIMENTI	LinStatic	39021.53	1129.32
609	886	Shell-Thick	DX134	CEDIMENTI	LinStatic	-39799.56	1070.33
610	887	Shell-Thick	DX134	CEDIMENTI	LinStatic	-35730.24	980.33
610	887	Shell-Thick	SX134	CEDIMENTI	LinStatic	34950.74	1007.39
610	887	Shell-Thick	SX147	CEDIMENTI	LinStatic	27426.93	574.27
610	887	Shell-Thick	DX147	CEDIMENTI	LinStatic	-28056.22	547.21
611	888	Shell-Thick	DX147	CEDIMENTI	LinStatic	-24261.73	132.10
611	888	Shell-Thick	SX147	CEDIMENTI	LinStatic	23632.76	265.73
611	888	Shell-Thick	SX160	CEDIMENTI	LinStatic	16334.52	1152.19
611	888	Shell-Thick	DX160	CEDIMENTI	LinStatic	-17011.47	1018.56
613	889	Shell-Thick	DX166	CEDIMENTI	LinStatic	13483.62	1686.16
613	889	Shell-Thick	DX179	CEDIMENTI	LinStatic	6528.11	-1671.46
613	889	Shell-Thick	SX179	CEDIMENTI	LinStatic	-6048.68	-1877.71
613	889	Shell-Thick	SX166	CEDIMENTI	LinStatic	-13164.38	1479.91
616	890	Shell-Thick	DX164	CEDIMENTI	LinStatic	15461.81	1215.65



Autorità Portuale di Taranto
Interventi per il dragaggio di 2,3 M³ di sedimenti in area Molo Polisettoriale e per la realizzazione di un primo lotto della cassa di colmata funzionale all'ampliamento del V Sporgente del Porto di Taranto

Allegati alla relazione di calcolo strutturale allineamento "BC"

Data 05/2016
Rev. B
c.d.c.: C296A
514B

616	890	Shell-Thick	DX177	CEDIMENTI	LinStatic	6870.27	7096.86
616	890	Shell-Thick	SX177	CEDIMENTI	LinStatic	-7147.43	6846.96
616	890	Shell-Thick	SX164	CEDIMENTI	LinStatic	-15084.20	965.75
617	349	Shell-Thick	SX247	CEDIMENTI	LinStatic	2479.75	-1399.71
617	349	Shell-Thick	SX260	CEDIMENTI	LinStatic	-1225.61	1789.86
617	349	Shell-Thick	SX259	CEDIMENTI	LinStatic	-1731.05	1544.58
617	349	Shell-Thick	SX246	CEDIMENTI	LinStatic	2783.45	-1644.99
620	891	Shell-Thick	DX162	CEDIMENTI	LinStatic	-15272.27	1107.11
620	891	Shell-Thick	SX162	CEDIMENTI	LinStatic	15408.83	1084.98
620	891	Shell-Thick	SX175	CEDIMENTI	LinStatic	7043.89	6980.58
620	891	Shell-Thick	DX175	CEDIMENTI	LinStatic	-7091.37	7002.71
623	892	Shell-Thick	DX160	CEDIMENTI	LinStatic	-13682.62	1612.46
623	892	Shell-Thick	SX160	CEDIMENTI	LinStatic	13003.89	1683.74
623	892	Shell-Thick	SX173	CEDIMENTI	LinStatic	6107.56	-1670.77
623	892	Shell-Thick	DX173	CEDIMENTI	LinStatic	-6464.10	-1742.05
647	350	Shell-Thick	SX246	CEDIMENTI	LinStatic	263.71	-827.01
647	350	Shell-Thick	SX259	CEDIMENTI	LinStatic	442.22	592.19
647	350	Shell-Thick	SX258	CEDIMENTI	LinStatic	-33880.95	1374.27
647	350	Shell-Thick	SX245	CEDIMENTI	LinStatic	-36019.25	-44.92
677	351	Shell-Thick	SX260	CEDIMENTI	LinStatic	-1890.94	2025.89
677	351	Shell-Thick	SX273	CEDIMENTI	LinStatic	1079.69	-359.57
677	351	Shell-Thick	SX272	CEDIMENTI	LinStatic	1205.13	-948.32
677	351	Shell-Thick	SX259	CEDIMENTI	LinStatic	-2174.39	1437.14
707	352	Shell-Thick	SX259	CEDIMENTI	LinStatic	-282.34	935.42
707	352	Shell-Thick	SX272	CEDIMENTI	LinStatic	2681.75	-518.90
707	352	Shell-Thick	SX271	CEDIMENTI	LinStatic	-31163.08	-360.71
707	352	Shell-Thick	SX258	CEDIMENTI	LinStatic	-33757.59	1093.61
708	353	Shell-Thick	DX388	CEDIMENTI	LinStatic	-116165.14	3045.93
708	353	Shell-Thick	SX388	CEDIMENTI	LinStatic	115863.93	3269.12
708	353	Shell-Thick	SX375	CEDIMENTI	LinStatic	112677.17	3396.86
708	353	Shell-Thick	DX375	CEDIMENTI	LinStatic	-112246.58	3173.67
709	354	Shell-Thick	DX375	CEDIMENTI	LinStatic	-111367.75	3630.42
709	354	Shell-Thick	SX375	CEDIMENTI	LinStatic	111805.51	3317.36
709	354	Shell-Thick	SX362	CEDIMENTI	LinStatic	107104.21	3702.79
709	354	Shell-Thick	DX362	CEDIMENTI	LinStatic	-107693.73	4015.85
710	355	Shell-Thick	DX362	CEDIMENTI	LinStatic	-106444.56	3581.34
710	355	Shell-Thick	SX362	CEDIMENTI	LinStatic	105846.97	3992.84
710	355	Shell-Thick	SX349	CEDIMENTI	LinStatic	101856.48	4101.43
710	355	Shell-Thick	DX349	CEDIMENTI	LinStatic	-101104.59	3689.94
711	356	Shell-Thick	DX349	CEDIMENTI	LinStatic	-99824.73	4449.76
711	356	Shell-Thick	SX349	CEDIMENTI	LinStatic	100585.15	3940.48
711	356	Shell-Thick	SX336	CEDIMENTI	LinStatic	94659.21	4366.10
711	356	Shell-Thick	DX336	CEDIMENTI	LinStatic	-95593.00	4875.38
712	357	Shell-Thick	DX336	CEDIMENTI	LinStatic	-94063.14	4254.46
712	357	Shell-Thick	SX336	CEDIMENTI	LinStatic	93119.89	4876.13
712	357	Shell-Thick	SX323	CEDIMENTI	LinStatic	88670.95	4977.10
712	357	Shell-Thick	DX323	CEDIMENTI	LinStatic	-87538.93	4355.43
713	358	Shell-Thick	DX323	CEDIMENTI	LinStatic	-86024.86	5335.85
713	358	Shell-Thick	SX323	CEDIMENTI	LinStatic	87167.13	4606.11
713	358	Shell-Thick	SX310	CEDIMENTI	LinStatic	80213.35	4895.97
713	358	Shell-Thick	DX310	CEDIMENTI	LinStatic	-81559.36	5625.71
714	359	Shell-Thick	DX310	CEDIMENTI	LinStatic	-79751.68	4518.84
714	359	Shell-Thick	SX310	CEDIMENTI	LinStatic	78394.18	5374.62
714	359	Shell-Thick	SX297	CEDIMENTI	LinStatic	73835.15	5572.66
714	359	Shell-Thick	DX297	CEDIMENTI	LinStatic	-72253.95	4716.88
715	360	Shell-Thick	DX297	CEDIMENTI	LinStatic	-70555.88	6461.94
715	360	Shell-Thick	SX297	CEDIMENTI	LinStatic	72149.18	5522.49
715	360	Shell-Thick	SX284	CEDIMENTI	LinStatic	63982.69	5617.65
715	360	Shell-Thick	DX284	CEDIMENTI	LinStatic	-65719.01	6557.10
716	361	Shell-Thick	DX284	CEDIMENTI	LinStatic	-79790.10	5033.51
716	361	Shell-Thick	SX284	CEDIMENTI	LinStatic	77990.73	5984.99
716	361	Shell-Thick	SX271	CEDIMENTI	LinStatic	75482.87	5768.47
716	361	Shell-Thick	DX271	CEDIMENTI	LinStatic	-73345.06	4816.99
717	362	Shell-Thick	DX271	CEDIMENTI	LinStatic	-71571.83	6822.55
717	362	Shell-Thick	SX271	CEDIMENTI	LinStatic	73734.03	5715.80
717	362	Shell-Thick	SX258	CEDIMENTI	LinStatic	66439.26	6274.91
717	362	Shell-Thick	DX258	CEDIMENTI	LinStatic	-69129.72	7381.66
718	363	Shell-Thick	DX258	CEDIMENTI	LinStatic	-67108.94	5588.07
718	363	Shell-Thick	SX258	CEDIMENTI	LinStatic	64380.77	6940.12
718	363	Shell-Thick	SX245	CEDIMENTI	LinStatic	62353.72	7289.37
718	363	Shell-Thick	DX245	CEDIMENTI	LinStatic	-58843.95	5937.33
719	364	Shell-Thick	DX245	CEDIMENTI	LinStatic	-56985.86	8819.97
719	364	Shell-Thick	SX245	CEDIMENTI	LinStatic	60544.55	7263.72
719	364	Shell-Thick	SX232	CEDIMENTI	LinStatic	50959.98	7918.19
719	364	Shell-Thick	DX232	CEDIMENTI	LinStatic	-55553.48	9474.45
720	365	Shell-Thick	DX232	CEDIMENTI	LinStatic	-53553.95	6663.11
720	365	Shell-Thick	SX232	CEDIMENTI	LinStatic	48889.84	8745.68
720	365	Shell-Thick	SX219	CEDIMENTI	LinStatic	48851.88	9267.38
720	365	Shell-Thick	DX219	CEDIMENTI	LinStatic	-42302.39	7184.81
721	366	Shell-Thick	DX219	CEDIMENTI	LinStatic	-40678.58	8637.67
721	366	Shell-Thick	SX219	CEDIMENTI	LinStatic	47314.92	12222.86

721	366	Shell-Thick	SX206	CEDIMENTI	LinStatic	40990.62	12273.98
721	366	Shell-Thick	DX206	CEDIMENTI	LinStatic	-35162.43	8688.79
722	367	Shell-Thick	DX206	CEDIMENTI	LinStatic	-33435.73	9466.44
722	367	Shell-Thick	SX206	CEDIMENTI	LinStatic	39261.62	5950.96
722	367	Shell-Thick	SX193	CEDIMENTI	LinStatic	34843.35	6067.18
722	367	Shell-Thick	DX193	CEDIMENTI	LinStatic	-27936.73	9582.65
723	368	Shell-Thick	DX193	CEDIMENTI	LinStatic	-26444.30	12034.72
723	368	Shell-Thick	SX193	CEDIMENTI	LinStatic	33257.97	10369.15
723	368	Shell-Thick	SX180	CEDIMENTI	LinStatic	22553.18	8555.50
723	368	Shell-Thick	DX180	CEDIMENTI	LinStatic	-26723.33	10221.06
724	369	Shell-Thick	DX180	CEDIMENTI	LinStatic	-27538.59	5882.20
724	369	Shell-Thick	SX180	CEDIMENTI	LinStatic	23396.09	7074.46
724	369	Shell-Thick	SX167	CEDIMENTI	LinStatic	18879.73	5746.58
724	369	Shell-Thick	DX167	CEDIMENTI	LinStatic	-16073.07	4554.31
725	370	Shell-Thick	DX167	CEDIMENTI	LinStatic	-11096.71	7930.22
725	370	Shell-Thick	SX167	CEDIMENTI	LinStatic	13851.43	6958.38
725	370	Shell-Thick	SX154	CEDIMENTI	LinStatic	3031.27	8135.93
725	370	Shell-Thick	DX154	CEDIMENTI	LinStatic	-5099.90	9107.78
726	371	Shell-Thick	DX154	CEDIMENTI	LinStatic	-608.67	7308.75
726	371	Shell-Thick	SX154	CEDIMENTI	LinStatic	-1427.05	8100.44
726	371	Shell-Thick	SX141	CEDIMENTI	LinStatic	-7978.40	7972.90
726	371	Shell-Thick	DX141	CEDIMENTI	LinStatic	9715.39	7181.21
727	372	Shell-Thick	DX141	CEDIMENTI	LinStatic	14065.36	8736.03
727	372	Shell-Thick	SX141	CEDIMENTI	LinStatic	-12350.79	7984.13
727	372	Shell-Thick	SX128	CEDIMENTI	LinStatic	-22421.07	8144.78
727	372	Shell-Thick	DX128	CEDIMENTI	LinStatic	21037.68	8896.68
728	373	Shell-Thick	DX128	CEDIMENTI	LinStatic	25392.92	7658.10
728	373	Shell-Thick	SX128	CEDIMENTI	LinStatic	-26760.03	8281.69
728	373	Shell-Thick	SX115	CEDIMENTI	LinStatic	-34047.80	8256.73
728	373	Shell-Thick	DX115	CEDIMENTI	LinStatic	35214.96	7633.15
729	374	Shell-Thick	DX115	CEDIMENTI	LinStatic	39383.70	8973.03
729	374	Shell-Thick	SX115	CEDIMENTI	LinStatic	-38229.36	8415.99
729	374	Shell-Thick	SX102	CEDIMENTI	LinStatic	-47966.56	8309.52
729	374	Shell-Thick	DX102	CEDIMENTI	LinStatic	47034.55	8866.56
730	375	Shell-Thick	DX102	CEDIMENTI	LinStatic	51186.63	7675.20
730	375	Shell-Thick	SX102	CEDIMENTI	LinStatic	-52108.46	8122.15
730	375	Shell-Thick	SX89	CEDIMENTI	LinStatic	-59838.28	7656.20
730	375	Shell-Thick	DX89	CEDIMENTI	LinStatic	60593.22	7209.25
731	376	Shell-Thick	DX89	CEDIMENTI	LinStatic	64638.07	7952.12
731	376	Shell-Thick	SX89	CEDIMENTI	LinStatic	-63891.40	7581.17
731	376	Shell-Thick	SX76	CEDIMENTI	LinStatic	-73092.47	7308.82
731	376	Shell-Thick	DX76	CEDIMENTI	LinStatic	72512.76	7679.78
732	377	Shell-Thick	DX76	CEDIMENTI	LinStatic	76418.15	7080.26
732	377	Shell-Thick	SX76	CEDIMENTI	LinStatic	-76990.26	7357.20
732	377	Shell-Thick	SX63	CEDIMENTI	LinStatic	-84933.48	6606.18
732	377	Shell-Thick	DX63	CEDIMENTI	LinStatic	85359.48	6329.24
733	378	Shell-Thick	DX63	CEDIMENTI	LinStatic	89013.61	6329.28
733	378	Shell-Thick	SX63	CEDIMENTI	LinStatic	-88592.77	6128.54
733	378	Shell-Thick	SX50	CEDIMENTI	LinStatic	-96944.97	4846.30
733	378	Shell-Thick	DX50	CEDIMENTI	LinStatic	96655.95	5047.04
734	379	Shell-Thick	DX50	CEDIMENTI	LinStatic	100294.97	3821.81
734	379	Shell-Thick	SX50	CEDIMENTI	LinStatic	-100578.29	3937.16
734	379	Shell-Thick	SX37	CEDIMENTI	LinStatic	-107570.49	2072.35
734	379	Shell-Thick	DX37	CEDIMENTI	LinStatic	107728.64	1957.00
735	380	Shell-Thick	DX37	CEDIMENTI	LinStatic	111307.11	1062.73
735	380	Shell-Thick	SX37	CEDIMENTI	LinStatic	-111150.46	1028.01
735	380	Shell-Thick	SX24	CEDIMENTI	LinStatic	-117440.64	38.60
735	380	Shell-Thick	DX24	CEDIMENTI	LinStatic	117334.17	73.32
737	381	Shell-Thick	SX273	CEDIMENTI	LinStatic	908.17	-584.93
737	381	Shell-Thick	SX286	CEDIMENTI	LinStatic	-609.70	318.53
737	381	Shell-Thick	SX285	CEDIMENTI	LinStatic	-780.58	-68.44
737	381	Shell-Thick	SX272	CEDIMENTI	LinStatic	1027.24	-971.90
738	382	Shell-Thick	SX272	CEDIMENTI	LinStatic	2794.05	-1259.99
738	382	Shell-Thick	SX285	CEDIMENTI	LinStatic	-851.12	81.32
738	382	Shell-Thick	SX284	CEDIMENTI	LinStatic	-36983.56	1257.90
738	382	Shell-Thick	SX271	CEDIMENTI	LinStatic	-31814.27	-83.41
739	383	Shell-Thick	SX286	CEDIMENTI	LinStatic	-925.98	943.23
739	383	Shell-Thick	SX299	CEDIMENTI	LinStatic	169.15	-300.11
739	383	Shell-Thick	SX298	CEDIMENTI	LinStatic	459.68	-1695.19
739	383	Shell-Thick	SX285	CEDIMENTI	LinStatic	-975.79	-451.86
740	384	Shell-Thick	SX285	CEDIMENTI	LinStatic	-273.08	-148.64
740	384	Shell-Thick	SX298	CEDIMENTI	LinStatic	-1276.29	-2158.61
740	384	Shell-Thick	SX297	CEDIMENTI	LinStatic	-33692.90	-234.24
740	384	Shell-Thick	SX284	CEDIMENTI	LinStatic	-30361.71	1775.73
741	385	Shell-Thick	SX299	CEDIMENTI	LinStatic	757.88	-467.58
741	385	Shell-Thick	SX312	CEDIMENTI	LinStatic	635.04	2146.48
741	385	Shell-Thick	SX311	CEDIMENTI	LinStatic	451.06	849.79
741	385	Shell-Thick	SX298	CEDIMENTI	LinStatic	706.93	-1764.27
742	386	Shell-Thick	SX298	CEDIMENTI	LinStatic	-952.12	-2146.32
742	386	Shell-Thick	SX311	CEDIMENTI	LinStatic	1039.72	1034.97
742	386	Shell-Thick	SX310	CEDIMENTI	LinStatic	-30277.87	2453.23

742	386	Shell-Thick	SX297	CEDIMENTI	LinStatic	-34048.42	-728.06
743	387	Shell-Thick	SX312	CEDIMENTI	LinStatic	-130.99	2020.66
743	387	Shell-Thick	SX325	CEDIMENTI	LinStatic	-1068.48	-572.74
743	387	Shell-Thick	SX324	CEDIMENTI	LinStatic	-1254.26	-1520.79
743	387	Shell-Thick	SX311	CEDIMENTI	LinStatic	-22.65	1072.61
744	388	Shell-Thick	SX311	CEDIMENTI	LinStatic	206.94	1230.80
744	388	Shell-Thick	SX324	CEDIMENTI	LinStatic	3762.94	-1840.01
744	388	Shell-Thick	SX323	CEDIMENTI	LinStatic	-24849.10	-901.05
744	388	Shell-Thick	SX310	CEDIMENTI	LinStatic	-29882.37	2169.75
745	389	Shell-Thick	SX325	CEDIMENTI	LinStatic	-729.29	-418.54
745	389	Shell-Thick	SX338	CEDIMENTI	LinStatic	1280.22	172.53
745	389	Shell-Thick	SX337	CEDIMENTI	LinStatic	1477.16	-1145.66
745	389	Shell-Thick	SX324	CEDIMENTI	LinStatic	-1081.32	-1736.73
746	390	Shell-Thick	SX324	CEDIMENTI	LinStatic	4326.74	-2567.71
746	390	Shell-Thick	SX337	CEDIMENTI	LinStatic	-1817.39	-523.18
746	390	Shell-Thick	SX336	CEDIMENTI	LinStatic	-36664.66	1782.37
746	390	Shell-Thick	SX323	CEDIMENTI	LinStatic	-25474.15	-262.16
747	391	Shell-Thick	SX338	CEDIMENTI	LinStatic	1086.39	-183.68
747	391	Shell-Thick	SX351	CEDIMENTI	LinStatic	-709.19	997.78
747	391	Shell-Thick	SX350	CEDIMENTI	LinStatic	-1055.55	446.59
747	391	Shell-Thick	SX337	CEDIMENTI	LinStatic	1186.06	-734.88
748	392	Shell-Thick	SX337	CEDIMENTI	LinStatic	-1552.42	130.79
748	392	Shell-Thick	SX350	CEDIMENTI	LinStatic	886.65	-561.39
748	392	Shell-Thick	SX349	CEDIMENTI	LinStatic	-35210.94	203.57
748	392	Shell-Thick	SX336	CEDIMENTI	LinStatic	-37299.11	895.75
749	393	Shell-Thick	SX351	CEDIMENTI	LinStatic	-955.77	1210.56
749	393	Shell-Thick	SX364	CEDIMENTI	LinStatic	750.88	279.38
749	393	Shell-Thick	SX363	CEDIMENTI	LinStatic	843.22	-737.36
749	393	Shell-Thick	SX350	CEDIMENTI	LinStatic	-1123.07	193.83
750	394	Shell-Thick	SX350	CEDIMENTI	LinStatic	1047.09	-796.09
750	394	Shell-Thick	SX363	CEDIMENTI	LinStatic	1738.12	102.57
750	394	Shell-Thick	SX362	CEDIMENTI	LinStatic	-36730.13	1177.90
750	394	Shell-Thick	SX349	CEDIMENTI	LinStatic	-35639.12	279.24
751	395	Shell-Thick	SX364	CEDIMENTI	LinStatic	653.17	-58.62
751	395	Shell-Thick	SX377	CEDIMENTI	LinStatic	-364.76	369.80
751	395	Shell-Thick	SX376	CEDIMENTI	LinStatic	-653.19	74.94
751	395	Shell-Thick	SX363	CEDIMENTI	LinStatic	594.28	-353.48
752	396	Shell-Thick	SX363	CEDIMENTI	LinStatic	1997.21	206.18
752	396	Shell-Thick	SX376	CEDIMENTI	LinStatic	2317.30	-624.83
752	396	Shell-Thick	SX375	CEDIMENTI	LinStatic	-40226.93	68.26
752	396	Shell-Thick	SX362	CEDIMENTI	LinStatic	-37335.41	899.27
753	397	Shell-Thick	SX377	CEDIMENTI	LinStatic	-634.55	613.34
753	397	Shell-Thick	SX390	CEDIMENTI	LinStatic	554.39	-101.58
753	397	Shell-Thick	SX389	CEDIMENTI	LinStatic	557.96	-960.07
753	397	Shell-Thick	SX376	CEDIMENTI	LinStatic	-792.94	-245.16
754	398	Shell-Thick	SX376	CEDIMENTI	LinStatic	3369.97	-1091.24
754	398	Shell-Thick	SX389	CEDIMENTI	LinStatic	2005.04	-284.53
754	398	Shell-Thick	SX388	CEDIMENTI	LinStatic	-51154.67	1133.46
754	398	Shell-Thick	SX375	CEDIMENTI	LinStatic	-41694.20	326.75
755	399	Shell-Thick	SX415	CEDIMENTI	LinStatic	-91020.12	1271.42
755	399	Shell-Thick	SX402	CEDIMENTI	LinStatic	-69866.63	599.86
755	399	Shell-Thick	SX403	CEDIMENTI	LinStatic	2495.20	-1630.19
755	399	Shell-Thick	SX416	CEDIMENTI	LinStatic	-9755.98	-958.62
756	400	Shell-Thick	SX416	CEDIMENTI	LinStatic	834.89	-1736.61
756	400	Shell-Thick	SX403	CEDIMENTI	LinStatic	-673.20	-684.47
756	400	Shell-Thick	SX404	CEDIMENTI	LinStatic	-590.73	-93.59
756	400	Shell-Thick	SX417	CEDIMENTI	LinStatic	761.04	-1145.74
757	401	Shell-Thick	SX392	CEDIMENTI	LinStatic	268.41	-299.48
757	401	Shell-Thick	SX378	CEDIMENTI	LinStatic	-366.52	-359.63
757	401	Shell-Thick	SX379	CEDIMENTI	LinStatic	-207.23	-340.72
757	401	Shell-Thick	SX393	CEDIMENTI	LinStatic	526.81	-280.56
758	402	Shell-Thick	SX393	CEDIMENTI	LinStatic	-1147.57	-486.15
758	402	Shell-Thick	SX379	CEDIMENTI	LinStatic	-3227.33	-297.70
758	402	Shell-Thick	SX380	CEDIMENTI	LinStatic	50032.85	556.42
758	402	Shell-Thick	SX394	CEDIMENTI	LinStatic	63202.29	367.97
759	403	Shell-Thick	SX394	CEDIMENTI	LinStatic	-114284.18	1247.51
759	403	Shell-Thick	SX380	CEDIMENTI	LinStatic	-107773.25	1704.20
759	403	Shell-Thick	SX381	CEDIMENTI	LinStatic	19814.03	-85.56
759	403	Shell-Thick	SX395	CEDIMENTI	LinStatic	16113.57	-542.24
761	404	Shell-Thick	SX397	CEDIMENTI	LinStatic	-14475.23	-642.60
761	404	Shell-Thick	SX383	CEDIMENTI	LinStatic	-18139.17	-326.13
761	404	Shell-Thick	SX384	CEDIMENTI	LinStatic	86881.82	1783.59
761	404	Shell-Thick	SX398	CEDIMENTI	LinStatic	93190.62	1467.12
762	405	Shell-Thick	SX398	CEDIMENTI	LinStatic	-93336.15	1412.01
762	405	Shell-Thick	SX384	CEDIMENTI	LinStatic	-87044.32	1834.59
762	405	Shell-Thick	SX385	CEDIMENTI	LinStatic	18283.09	-272.78
762	405	Shell-Thick	SX399	CEDIMENTI	LinStatic	14631.30	-695.35
764	406	Shell-Thick	SX401	CEDIMENTI	LinStatic	-16275.25	-508.51
764	406	Shell-Thick	SX387	CEDIMENTI	LinStatic	-20143.96	-210.15
764	406	Shell-Thick	SX388	CEDIMENTI	LinStatic	105662.06	1673.66
764	406	Shell-Thick	SX402	CEDIMENTI	LinStatic	112354.23	1375.30

765	407	Shell-Thick	SX402	CEDIMENTI	LinStatic	-67522.69	190.44
765	407	Shell-Thick	SX388	CEDIMENTI	LinStatic	-53347.28	851.10
765	407	Shell-Thick	SX389	CEDIMENTI	LinStatic	3673.62	-144.45
765	407	Shell-Thick	SX403	CEDIMENTI	LinStatic	555.34	-805.12
766	408	Shell-Thick	SX403	CEDIMENTI	LinStatic	-505.35	-320.59
766	408	Shell-Thick	SX389	CEDIMENTI	LinStatic	220.16	-472.21
766	408	Shell-Thick	SX390	CEDIMENTI	LinStatic	372.50	-496.12
766	408	Shell-Thick	SX404	CEDIMENTI	LinStatic	-253.88	-344.50
785	409	Shell-Thick	DX406	CEDIMENTI	LinStatic	-117150.63	368.98
785	409	Shell-Thick	DX393	CEDIMENTI	LinStatic	-110346.85	109.51
785	409	Shell-Thick	DX394	CEDIMENTI	LinStatic	17485.63	-3705.38
785	409	Shell-Thick	DX407	CEDIMENTI	LinStatic	11859.86	-3445.91
787	410	Shell-Thick	DX409	CEDIMENTI	LinStatic	-9485.63	-3307.03
787	410	Shell-Thick	DX396	CEDIMENTI	LinStatic	-15216.75	-3608.52
787	410	Shell-Thick	DX397	CEDIMENTI	LinStatic	93457.79	127.98
787	410	Shell-Thick	DX410	CEDIMENTI	LinStatic	100306.00	429.47
788	411	Shell-Thick	DX410	CEDIMENTI	LinStatic	-100187.20	380.13
788	411	Shell-Thick	DX397	CEDIMENTI	LinStatic	-93321.23	180.72
788	411	Shell-Thick	DX398	CEDIMENTI	LinStatic	15024.79	-3554.66
788	411	Shell-Thick	DX411	CEDIMENTI	LinStatic	9274.84	-3355.25
790	412	Shell-Thick	DX413	CEDIMENTI	LinStatic	-11994.82	-3328.02
790	412	Shell-Thick	DX400	CEDIMENTI	LinStatic	-17565.98	-3786.04
790	412	Shell-Thick	DX401	CEDIMENTI	LinStatic	111647.51	2.49
790	412	Shell-Thick	DX414	CEDIMENTI	LinStatic	118388.62	460.52
793	413	Shell-Thick	DX393	CEDIMENTI	LinStatic	-109976.20	30.27
793	413	Shell-Thick	DX380	CEDIMENTI	LinStatic	-103387.38	-768.39
793	413	Shell-Thick	DX381	CEDIMENTI	LinStatic	21104.73	-5093.91
793	413	Shell-Thick	DX394	CEDIMENTI	LinStatic	17354.58	-4295.25
795	414	Shell-Thick	DX396	CEDIMENTI	LinStatic	-14991.39	-4091.87
795	414	Shell-Thick	DX383	CEDIMENTI	LinStatic	-18530.54	-4771.91
795	414	Shell-Thick	DX384	CEDIMENTI	LinStatic	86982.13	-952.14
795	414	Shell-Thick	DX397	CEDIMENTI	LinStatic	93162.04	-272.11
796	415	Shell-Thick	DX397	CEDIMENTI	LinStatic	-93043.25	-216.64
796	415	Shell-Thick	DX384	CEDIMENTI	LinStatic	-86845.22	-1003.73
796	415	Shell-Thick	DX385	CEDIMENTI	LinStatic	18410.12	-4824.83
796	415	Shell-Thick	DX398	CEDIMENTI	LinStatic	14857.62	-4037.74
798	416	Shell-Thick	DX400	CEDIMENTI	LinStatic	-17346.10	-4330.32
798	416	Shell-Thick	DX387	CEDIMENTI	LinStatic	-20914.07	-4943.65
798	416	Shell-Thick	DX388	CEDIMENTI	LinStatic	104836.03	-732.57
798	416	Shell-Thick	DX401	CEDIMENTI	LinStatic	111223.08	-119.25
831	417	Shell-Thick	SX407	CEDIMENTI	LinStatic	-118995.68	1863.04
831	417	Shell-Thick	DX406	CEDIMENTI	LinStatic	120776.22	1924.07
831	417	Shell-Thick	DX393	CEDIMENTI	LinStatic	119768.13	1816.44
831	417	Shell-Thick	SX394	CEDIMENTI	LinStatic	-117882.81	1755.42
832	418	Shell-Thick	SX394	CEDIMENTI	LinStatic	-117601.88	2274.12
832	418	Shell-Thick	DX393	CEDIMENTI	LinStatic	119490.66	2411.29
832	418	Shell-Thick	DX380	CEDIMENTI	LinStatic	117046.32	3125.78
832	418	Shell-Thick	SX380	CEDIMENTI	LinStatic	-114915.40	2988.61
836	419	Shell-Thick	SX415	CEDIMENTI	LinStatic	120666.75	1881.01
836	419	Shell-Thick	SX402	CEDIMENTI	LinStatic	119716.38	1777.57
836	419	Shell-Thick	DX401	CEDIMENTI	LinStatic	-119557.66	1748.85
836	419	Shell-Thick	DX414	CEDIMENTI	LinStatic	-120741.67	1852.29
837	420	Shell-Thick	SX402	CEDIMENTI	LinStatic	119443.78	2304.29
837	420	Shell-Thick	SX388	CEDIMENTI	LinStatic	116627.16	3012.00
837	420	Shell-Thick	DX388	CEDIMENTI	LinStatic	-116921.94	3141.83
837	420	Shell-Thick	DX401	CEDIMENTI	LinStatic	-119281.02	2434.12
859	421	Shell-Thick	DX381	CEDIMENTI	LinStatic	38479.32	-4597.92
859	421	Shell-Thick	DX368	CEDIMENTI	LinStatic	32371.83	-5416.39
859	421	Shell-Thick	DX369	CEDIMENTI	LinStatic	101773.26	-1699.92
859	421	Shell-Thick	DX382	CEDIMENTI	LinStatic	111441.34	-881.45
860	422	Shell-Thick	DX382	CEDIMENTI	LinStatic	-97093.52	-1152.87
860	422	Shell-Thick	DX369	CEDIMENTI	LinStatic	-87667.14	-1855.74
860	422	Shell-Thick	DX370	CEDIMENTI	LinStatic	-28356.65	-5571.98
860	422	Shell-Thick	DX383	CEDIMENTI	LinStatic	-34443.80	-4869.10
861	423	Shell-Thick	DX385	CEDIMENTI	LinStatic	34193.80	-4716.58
861	423	Shell-Thick	DX372	CEDIMENTI	LinStatic	28178.36	-5695.43
861	423	Shell-Thick	DX373	CEDIMENTI	LinStatic	87351.22	-1995.51
861	423	Shell-Thick	DX386	CEDIMENTI	LinStatic	96740.31	-1016.67
862	424	Shell-Thick	DX386	CEDIMENTI	LinStatic	-111922.69	-994.27
862	424	Shell-Thick	DX373	CEDIMENTI	LinStatic	-102266.05	-1590.33
862	424	Shell-Thick	DX374	CEDIMENTI	LinStatic	-32285.73	-5303.03
862	424	Shell-Thick	DX387	CEDIMENTI	LinStatic	-38430.32	-4706.96
863	425	Shell-Thick	DX368	CEDIMENTI	LinStatic	33135.30	-5766.45
863	425	Shell-Thick	DX355	CEDIMENTI	LinStatic	28529.20	-5957.78
863	425	Shell-Thick	DX356	CEDIMENTI	LinStatic	92708.18	-1898.30
863	425	Shell-Thick	DX369	CEDIMENTI	LinStatic	101101.20	-1706.98
864	426	Shell-Thick	DX369	CEDIMENTI	LinStatic	-87100.11	-1893.12
864	426	Shell-Thick	DX356	CEDIMENTI	LinStatic	-79080.94	-2324.31
864	426	Shell-Thick	DX357	CEDIMENTI	LinStatic	-24591.02	-6415.44
864	426	Shell-Thick	DX370	CEDIMENTI	LinStatic	-28996.39	-5984.25
865	427	Shell-Thick	DX372	CEDIMENTI	LinStatic	28892.72	-6122.59

865	427	Shell-Thick	DX359	CEDIMENTI	LinStatic	24428.05	-6251.81
865	427	Shell-Thick	DX360	CEDIMENTI	LinStatic	78729.27	-2152.73
865	427	Shell-Thick	DX373	CEDIMENTI	LinStatic	86754.33	-2023.52
866	428	Shell-Thick	DX373	CEDIMENTI	LinStatic	-101623.67	-1577.26
866	428	Shell-Thick	DX360	CEDIMENTI	LinStatic	-93077.75	-1993.84
866	428	Shell-Thick	DX361	CEDIMENTI	LinStatic	-28293.35	-6085.16
866	428	Shell-Thick	DX374	CEDIMENTI	LinStatic	-32996.45	-5668.58
867	429	Shell-Thick	DX355	CEDIMENTI	LinStatic	29098.63	-5936.86
867	429	Shell-Thick	DX342	CEDIMENTI	LinStatic	25497.61	-6618.26
867	429	Shell-Thick	DX343	CEDIMENTI	LinStatic	84690.52	-2934.55
867	429	Shell-Thick	DX356	CEDIMENTI	LinStatic	92040.55	-2253.15
868	430	Shell-Thick	DX356	CEDIMENTI	LinStatic	-78510.14	-2702.32
868	430	Shell-Thick	DX343	CEDIMENTI	LinStatic	-71692.96	-3254.12
868	430	Shell-Thick	DX344	CEDIMENTI	LinStatic	-21721.17	-7068.73
868	430	Shell-Thick	DX357	CEDIMENTI	LinStatic	-25143.06	-6516.93
869	431	Shell-Thick	DX359	CEDIMENTI	LinStatic	24901.86	-6330.46
869	431	Shell-Thick	DX346	CEDIMENTI	LinStatic	21608.14	-7219.23
869	431	Shell-Thick	DX347	CEDIMENTI	LinStatic	71438.16	-3433.49
869	431	Shell-Thick	DX360	CEDIMENTI	LinStatic	78196.45	-2544.72
870	432	Shell-Thick	DX360	CEDIMENTI	LinStatic	-92374.72	-2402.08
870	432	Shell-Thick	DX347	CEDIMENTI	LinStatic	-85284.33	-2806.08
870	432	Shell-Thick	DX348	CEDIMENTI	LinStatic	-25492.21	-6422.47
870	432	Shell-Thick	DX361	CEDIMENTI	LinStatic	-28915.76	-6018.48
871	433	Shell-Thick	DX342	CEDIMENTI	LinStatic	26190.95	-6860.09
871	433	Shell-Thick	DX329	CEDIMENTI	LinStatic	23604.61	-6923.85
871	433	Shell-Thick	DX330	CEDIMENTI	LinStatic	77854.29	-3087.07
871	433	Shell-Thick	DX343	CEDIMENTI	LinStatic	84002.11	-3023.32
872	434	Shell-Thick	DX343	CEDIMENTI	LinStatic	-71200.37	-3342.14
872	434	Shell-Thick	DX330	CEDIMENTI	LinStatic	-65474.13	-3724.20
872	434	Shell-Thick	DX331	CEDIMENTI	LinStatic	-19924.65	-7776.46
872	434	Shell-Thick	DX344	CEDIMENTI	LinStatic	-22343.65	-7394.40
873	435	Shell-Thick	DX346	CEDIMENTI	LinStatic	22329.32	-7583.10
873	435	Shell-Thick	DX333	CEDIMENTI	LinStatic	19737.22	-7572.80
873	435	Shell-Thick	DX334	CEDIMENTI	LinStatic	65101.16	-3484.96
873	435	Shell-Thick	DX347	CEDIMENTI	LinStatic	70912.32	-3495.26
874	436	Shell-Thick	DX347	CEDIMENTI	LinStatic	-84628.44	-2814.91
874	436	Shell-Thick	DX334	CEDIMENTI	LinStatic	-78143.20	-3222.21
874	436	Shell-Thick	DX335	CEDIMENTI	LinStatic	-23263.85	-7144.59
874	436	Shell-Thick	DX348	CEDIMENTI	LinStatic	-26105.76	-6737.29
875	437	Shell-Thick	DX329	CEDIMENTI	LinStatic	24077.89	-7026.63
875	437	Shell-Thick	DX316	CEDIMENTI	LinStatic	21986.05	-7681.43
875	437	Shell-Thick	DX317	CEDIMENTI	LinStatic	71599.07	-3938.43
875	437	Shell-Thick	DX330	CEDIMENTI	LinStatic	77194.23	-3283.63
876	438	Shell-Thick	DX330	CEDIMENTI	LinStatic	-65014.24	-3947.17
876	438	Shell-Thick	DX317	CEDIMENTI	LinStatic	-60023.77	-4380.71
876	438	Shell-Thick	DX318	CEDIMENTI	LinStatic	-18493.73	-8394.01
876	438	Shell-Thick	DX331	CEDIMENTI	LinStatic	-20449.95	-7960.47
877	439	Shell-Thick	DX333	CEDIMENTI	LinStatic	20150.87	-7709.71
877	439	Shell-Thick	DX320	CEDIMENTI	LinStatic	18405.80	-8606.41
877	439	Shell-Thick	DX321	CEDIMENTI	LinStatic	59782.20	-4638.84
877	439	Shell-Thick	DX334	CEDIMENTI	LinStatic	64681.85	-3742.15
878	440	Shell-Thick	DX334	CEDIMENTI	LinStatic	-77446.42	-3526.78
878	440	Shell-Thick	DX321	CEDIMENTI	LinStatic	-72313.41	-3748.33
878	440	Shell-Thick	DX322	CEDIMENTI	LinStatic	-22062.43	-7370.97
878	440	Shell-Thick	DX335	CEDIMENTI	LinStatic	-23832.72	-7149.42
879	441	Shell-Thick	DX316	CEDIMENTI	LinStatic	22604.91	-7797.50
879	441	Shell-Thick	DX303	CEDIMENTI	LinStatic	21437.17	-7777.89
879	441	Shell-Thick	DX304	CEDIMENTI	LinStatic	66464.81	-4088.18
879	441	Shell-Thick	DX317	CEDIMENTI	LinStatic	70927.66	-4107.79
880	442	Shell-Thick	DX317	CEDIMENTI	LinStatic	-59627.48	-4545.83
880	442	Shell-Thick	DX304	CEDIMENTI	LinStatic	-55671.97	-4890.02
880	442	Shell-Thick	DX305	CEDIMENTI	LinStatic	-18105.55	-8922.70
880	442	Shell-Thick	DX318	CEDIMENTI	LinStatic	-19061.39	-8578.52
881	443	Shell-Thick	DX320	CEDIMENTI	LinStatic	19116.04	-8847.83
881	443	Shell-Thick	DX307	CEDIMENTI	LinStatic	17927.91	-8649.68
881	443	Shell-Thick	DX308	CEDIMENTI	LinStatic	55297.50	-4569.86
881	443	Shell-Thick	DX321	CEDIMENTI	LinStatic	59346.76	-4768.01
882	444	Shell-Thick	DX321	CEDIMENTI	LinStatic	-71681.33	-3789.83
882	444	Shell-Thick	DX308	CEDIMENTI	LinStatic	-66715.80	-4330.45
882	444	Shell-Thick	DX309	CEDIMENTI	LinStatic	-20993.46	-8146.34
882	444	Shell-Thick	DX322	CEDIMENTI	LinStatic	-22537.30	-7605.72
883	445	Shell-Thick	DX303	CEDIMENTI	LinStatic	21865.22	-7938.68
883	445	Shell-Thick	DX290	CEDIMENTI	LinStatic	21240.80	-8597.39
883	445	Shell-Thick	DX291	CEDIMENTI	LinStatic	61637.35	-4803.92
883	445	Shell-Thick	DX304	CEDIMENTI	LinStatic	65811.96	-4145.21
884	446	Shell-Thick	DX304	CEDIMENTI	LinStatic	-55265.05	-4965.31
884	446	Shell-Thick	DX291	CEDIMENTI	LinStatic	-51689.41	-5346.61
884	446	Shell-Thick	DX292	CEDIMENTI	LinStatic	-18032.96	-9510.87
884	446	Shell-Thick	DX305	CEDIMENTI	LinStatic	-18619.68	-9129.57
885	447	Shell-Thick	DX307	CEDIMENTI	LinStatic	18275.46	-8796.51
885	447	Shell-Thick	DX294	CEDIMENTI	LinStatic	17991.72	-9828.84

885	447	Shell-Thick	DX295	CEDIMENTI	LinStatic	51463.78	-5720.66
885	447	Shell-Thick	DX308	CEDIMENTI	LinStatic	54933.26	-4688.33
886	448	Shell-Thick	DX308	CEDIMENTI	LinStatic	-66025.62	-4527.81
886	448	Shell-Thick	DX295	CEDIMENTI	LinStatic	-62407.17	-4516.51
886	448	Shell-Thick	DX296	CEDIMENTI	LinStatic	-21287.55	-8179.21
886	448	Shell-Thick	DX309	CEDIMENTI	LinStatic	-21589.88	-8190.51
887	449	Shell-Thick	DX290	CEDIMENTI	LinStatic	21881.62	-8726.41
887	449	Shell-Thick	DX277	CEDIMENTI	LinStatic	22742.07	-8402.54
887	449	Shell-Thick	DX278	CEDIMENTI	LinStatic	58083.17	-4771.82
887	449	Shell-Thick	DX291	CEDIMENTI	LinStatic	60901.97	-5095.68
888	450	Shell-Thick	DX291	CEDIMENTI	LinStatic	-51284.28	-5657.37
888	450	Shell-Thick	DX278	CEDIMENTI	LinStatic	-48719.44	-5652.52
888	450	Shell-Thick	DX279	CEDIMENTI	LinStatic	-19453.20	-9672.35
888	450	Shell-Thick	DX292	CEDIMENTI	LinStatic	-18645.33	-9677.20
889	451	Shell-Thick	DX294	CEDIMENTI	LinStatic	18804.80	-10062.16
889	451	Shell-Thick	DX281	CEDIMENTI	LinStatic	19396.45	-9317.33
889	451	Shell-Thick	DX282	CEDIMENTI	LinStatic	48435.04	-5263.21
889	451	Shell-Thick	DX295	CEDIMENTI	LinStatic	51009.53	-6008.05
890	452	Shell-Thick	DX295	CEDIMENTI	LinStatic	-61722.64	-4681.47
890	452	Shell-Thick	DX282	CEDIMENTI	LinStatic	-58372.52	-5189.03
890	452	Shell-Thick	DX283	CEDIMENTI	LinStatic	-22210.53	-8939.68
890	452	Shell-Thick	DX296	CEDIMENTI	LinStatic	-21694.94	-8432.13
891	453	Shell-Thick	DX277	CEDIMENTI	LinStatic	28988.20	-9210.71
891	453	Shell-Thick	DX264	CEDIMENTI	LinStatic	22490.73	-9881.31
891	453	Shell-Thick	DX265	CEDIMENTI	LinStatic	61981.00	-3415.85
891	453	Shell-Thick	DX278	CEDIMENTI	LinStatic	71623.16	-2745.25
892	454	Shell-Thick	DX278	CEDIMENTI	LinStatic	-60451.23	-3616.07
892	454	Shell-Thick	DX265	CEDIMENTI	LinStatic	-51458.70	-3935.94
892	454	Shell-Thick	DX266	CEDIMENTI	LinStatic	-18882.23	-10777.30
892	454	Shell-Thick	DX279	CEDIMENTI	LinStatic	-25133.59	-10457.42
893	455	Shell-Thick	DX281	CEDIMENTI	LinStatic	24745.56	-9964.45
893	455	Shell-Thick	DX268	CEDIMENTI	LinStatic	18707.64	-11337.34
893	455	Shell-Thick	DX269	CEDIMENTI	LinStatic	51141.74	-4519.57
893	455	Shell-Thick	DX282	CEDIMENTI	LinStatic	60131.94	-3146.68
894	456	Shell-Thick	DX282	CEDIMENTI	LinStatic	-71958.95	-3405.85
894	456	Shell-Thick	DX269	CEDIMENTI	LinStatic	-62841.97	-2880.14
894	456	Shell-Thick	DX270	CEDIMENTI	LinStatic	-22423.02	-9241.33
894	456	Shell-Thick	DX283	CEDIMENTI	LinStatic	-28667.61	-9767.04
895	457	Shell-Thick	DX264	CEDIMENTI	LinStatic	23373.65	-10134.14
895	457	Shell-Thick	DX251	CEDIMENTI	LinStatic	18856.97	-10081.22
895	457	Shell-Thick	DX252	CEDIMENTI	LinStatic	53018.67	-3495.89
895	457	Shell-Thick	DX265	CEDIMENTI	LinStatic	61044.89	-3548.81
896	458	Shell-Thick	DX265	CEDIMENTI	LinStatic	-50961.89	-4117.48
896	458	Shell-Thick	DX252	CEDIMENTI	LinStatic	-43575.93	-4396.46
896	458	Shell-Thick	DX253	CEDIMENTI	LinStatic	-15588.29	-11272.91
896	458	Shell-Thick	DX266	CEDIMENTI	LinStatic	-19661.60	-10993.93
897	459	Shell-Thick	DX268	CEDIMENTI	LinStatic	19791.36	-11569.33
897	459	Shell-Thick	DX255	CEDIMENTI	LinStatic	15749.29	-10767.14
897	459	Shell-Thick	DX256	CEDIMENTI	LinStatic	43458.40	-3938.06
897	459	Shell-Thick	DX269	CEDIMENTI	LinStatic	50567.83	-4740.25
898	460	Shell-Thick	DX269	CEDIMENTI	LinStatic	-61981.25	-2907.80
898	460	Shell-Thick	DX256	CEDIMENTI	LinStatic	-53492.85	-4364.32
898	460	Shell-Thick	DX257	CEDIMENTI	LinStatic	-18122.67	-11072.37
898	460	Shell-Thick	DX270	CEDIMENTI	LinStatic	-22879.78	-9615.85
899	461	Shell-Thick	DX251	CEDIMENTI	LinStatic	19569.21	-10347.24
899	461	Shell-Thick	DX238	CEDIMENTI	LinStatic	15202.90	-11129.16
899	461	Shell-Thick	DX239	CEDIMENTI	LinStatic	43682.48	-4156.00
899	461	Shell-Thick	DX252	CEDIMENTI	LinStatic	52006.96	-3374.08
900	462	Shell-Thick	DX252	CEDIMENTI	LinStatic	-42924.17	-4243.57
900	462	Shell-Thick	DX239	CEDIMENTI	LinStatic	-35159.01	-4819.85
900	462	Shell-Thick	DX240	CEDIMENTI	LinStatic	-12024.63	-12166.87
900	462	Shell-Thick	DX253	CEDIMENTI	LinStatic	-16274.91	-11590.58
901	463	Shell-Thick	DX255	CEDIMENTI	LinStatic	16110.96	-11161.07
901	463	Shell-Thick	DX242	CEDIMENTI	LinStatic	11577.58	-12835.16
901	463	Shell-Thick	DX243	CEDIMENTI	LinStatic	34409.42	-5349.18
901	463	Shell-Thick	DX256	CEDIMENTI	LinStatic	42840.73	-3675.10
902	464	Shell-Thick	DX256	CEDIMENTI	LinStatic	-52469.10	-4298.00
902	464	Shell-Thick	DX243	CEDIMENTI	LinStatic	-44365.68	-3206.16
902	464	Shell-Thick	DX244	CEDIMENTI	LinStatic	-14635.56	-10277.68
902	464	Shell-Thick	DX257	CEDIMENTI	LinStatic	-19357.34	-11369.52
903	465	Shell-Thick	DX238	CEDIMENTI	LinStatic	16300.85	-11237.46
903	465	Shell-Thick	DX225	CEDIMENTI	LinStatic	12898.53	-11056.20
903	465	Shell-Thick	DX226	CEDIMENTI	LinStatic	35351.48	-4102.23
903	465	Shell-Thick	DX239	CEDIMENTI	LinStatic	42573.25	-4283.49
904	466	Shell-Thick	DX239	CEDIMENTI	LinStatic	-34458.68	-5046.56
904	466	Shell-Thick	DX226	CEDIMENTI	LinStatic	-28394.82	-5007.66
904	466	Shell-Thick	DX227	CEDIMENTI	LinStatic	-10545.83	-12004.71
904	466	Shell-Thick	DX240	CEDIMENTI	LinStatic	-12991.98	-12043.61
905	467	Shell-Thick	DX242	CEDIMENTI	LinStatic	12823.59	-12467.45
905	467	Shell-Thick	DX229	CEDIMENTI	LinStatic	11458.33	-11502.98
905	467	Shell-Thick	DX230	CEDIMENTI	LinStatic	28980.92	-4911.46


Autorità Portuale di Taranto

Interventi per il dragaggio di 2,3 M³ di sedimenti in area Molo Polisettoriale e per la realizzazione di un primo lotto della cassa di colmata funzionale all'ampliamento del V Sporgente del Porto di Taranto

Allegati alla relazione di calcolo strutturale allineamento "BC"

Data 05/2016
Rev. B
c.d.c.: C296A
514B

905	467	Shell-Thick	DX243	CEDIMENTI	LinStatic	33607.52	-5875.93
906	468	Shell-Thick	DX243	CEDIMENTI	LinStatic	-43360.20	-3430.03
906	468	Shell-Thick	DX230	CEDIMENTI	LinStatic	-36637.63	-5784.10
906	468	Shell-Thick	DX231	CEDIMENTI	LinStatic	-12441.41	-12635.98
906	468	Shell-Thick	DX244	CEDIMENTI	LinStatic	-15011.16	-10281.91
907	469	Shell-Thick	DX225	CEDIMENTI	LinStatic	13859.91	-11361.10
907	469	Shell-Thick	DX212	CEDIMENTI	LinStatic	9958.34	-12085.69
907	469	Shell-Thick	DX213	CEDIMENTI	LinStatic	26083.15	-4580.82
907	469	Shell-Thick	DX226	CEDIMENTI	LinStatic	34208.16	-3856.23
908	470	Shell-Thick	DX226	CEDIMENTI	LinStatic	-27589.72	-4709.36
908	470	Shell-Thick	DX213	CEDIMENTI	LinStatic	-20402.03	-5351.97
908	470	Shell-Thick	DX214	CEDIMENTI	LinStatic	-7838.47	-13076.78
908	470	Shell-Thick	DX227	CEDIMENTI	LinStatic	-11219.05	-12434.16
909	471	Shell-Thick	DX229	CEDIMENTI	LinStatic	11996.48	-12546.53
909	471	Shell-Thick	DX216	CEDIMENTI	LinStatic	5802.88	-13561.08
909	471	Shell-Thick	DX217	CEDIMENTI	LinStatic	17583.38	-4930.01
909	471	Shell-Thick	DX230	CEDIMENTI	LinStatic	28176.45	-3915.46
910	472	Shell-Thick	DX230	CEDIMENTI	LinStatic	-35526.96	-5123.24
910	472	Shell-Thick	DX217	CEDIMENTI	LinStatic	-25784.28	-2044.62
910	472	Shell-Thick	DX218	CEDIMENTI	LinStatic	-7778.72	-10400.32
910	472	Shell-Thick	DX231	CEDIMENTI	LinStatic	-14454.75	-13478.94
911	473	Shell-Thick	DX212	CEDIMENTI	LinStatic	11181.30	-12098.72
911	473	Shell-Thick	DX199	CEDIMENTI	LinStatic	8869.18	-11830.89
911	473	Shell-Thick	DX200	CEDIMENTI	LinStatic	18603.10	-4577.99
911	473	Shell-Thick	DX213	CEDIMENTI	LinStatic	24859.65	-4845.82
912	474	Shell-Thick	DX213	CEDIMENTI	LinStatic	-19527.00	-5704.29
912	474	Shell-Thick	DX200	CEDIMENTI	LinStatic	-14181.92	-5614.66
912	474	Shell-Thick	DX201	CEDIMENTI	LinStatic	-7395.95	-12667.54
912	474	Shell-Thick	DX214	CEDIMENTI	LinStatic	-8937.53	-12757.17
913	475	Shell-Thick	DX216	CEDIMENTI	LinStatic	6877.02	-12565.07
913	475	Shell-Thick	DX203	CEDIMENTI	LinStatic	6812.38	-12676.32
913	475	Shell-Thick	DX204	CEDIMENTI	LinStatic	13130.92	-6097.90
913	475	Shell-Thick	DX217	CEDIMENTI	LinStatic	16599.92	-5986.66
914	476	Shell-Thick	DX217	CEDIMENTI	LinStatic	-24648.11	-3622.23
914	476	Shell-Thick	DX204	CEDIMENTI	LinStatic	-25109.35	-6579.93
914	476	Shell-Thick	DX205	CEDIMENTI	LinStatic	-12879.22	-11912.30
914	476	Shell-Thick	DX218	CEDIMENTI	LinStatic	-7823.60	-8954.61
915	477	Shell-Thick	DX199	CEDIMENTI	LinStatic	10166.10	-12192.27
915	477	Shell-Thick	DX186	CEDIMENTI	LinStatic	4899.97	-11832.79
915	477	Shell-Thick	DX187	CEDIMENTI	LinStatic	7301.22	-3991.96
915	477	Shell-Thick	DX200	CEDIMENTI	LinStatic	17109.98	-4351.45
916	478	Shell-Thick	DX200	CEDIMENTI	LinStatic	-13326.02	-5319.26
916	478	Shell-Thick	DX187	CEDIMENTI	LinStatic	-3175.92	-5184.43
916	478	Shell-Thick	DX188	CEDIMENTI	LinStatic	-2427.80	-13322.00
916	478	Shell-Thick	DX201	CEDIMENTI	LinStatic	-8256.84	-13456.84
917	479	Shell-Thick	DX203	CEDIMENTI	LinStatic	7866.66	-13664.60
917	479	Shell-Thick	DX190	CEDIMENTI	LinStatic	2293.65	-13097.88
917	479	Shell-Thick	DX191	CEDIMENTI	LinStatic	1963.11	-4998.52
917	479	Shell-Thick	DX204	CEDIMENTI	LinStatic	12312.35	-5565.24
918	480	Shell-Thick	DX204	CEDIMENTI	LinStatic	-23612.44	-4575.64
918	480	Shell-Thick	DX191	CEDIMENTI	LinStatic	-9034.89	-3863.96
918	480	Shell-Thick	DX192	CEDIMENTI	LinStatic	-3514.93	-13156.03
918	480	Shell-Thick	DX205	CEDIMENTI	LinStatic	-14717.73	-13867.72
919	481	Shell-Thick	DX186	CEDIMENTI	LinStatic	6528.30	-10544.45
919	481	Shell-Thick	DX173	CEDIMENTI	LinStatic	5674.15	-9947.91
919	481	Shell-Thick	DX174	CEDIMENTI	LinStatic	520.99	-6337.55
919	481	Shell-Thick	DX187	CEDIMENTI	LinStatic	5655.47	-6934.09
920	482	Shell-Thick	DX187	CEDIMENTI	LinStatic	-2094.24	-8131.77
920	482	Shell-Thick	DX174	CEDIMENTI	LinStatic	4723.18	-5648.88
920	482	Shell-Thick	DX175	CEDIMENTI	LinStatic	-2694.18	-10171.14
920	482	Shell-Thick	DX188	CEDIMENTI	LinStatic	-5121.20	-12654.04
921	483	Shell-Thick	DX190	CEDIMENTI	LinStatic	4717.76	-12374.48
921	483	Shell-Thick	DX177	CEDIMENTI	LinStatic	2858.55	-10350.53
921	483	Shell-Thick	DX178	CEDIMENTI	LinStatic	-5133.70	-5972.67
921	483	Shell-Thick	DX191	CEDIMENTI	LinStatic	829.90	-7996.62
922	484	Shell-Thick	DX191	CEDIMENTI	LinStatic	-7463.31	-7465.74
922	484	Shell-Thick	DX178	CEDIMENTI	LinStatic	-1277.68	-6062.19
922	484	Shell-Thick	DX179	CEDIMENTI	LinStatic	-4597.24	-9623.11
922	484	Shell-Thick	DX192	CEDIMENTI	LinStatic	-5264.67	-11026.67
923	485	Shell-Thick	DX173	CEDIMENTI	LinStatic	5870.65	-6196.43
923	485	Shell-Thick	DX160	CEDIMENTI	LinStatic	11082.70	-7383.81
923	485	Shell-Thick	DX161	CEDIMENTI	LinStatic	-651.51	-13036.29
923	485	Shell-Thick	DX174	CEDIMENTI	LinStatic	-1923.05	-11848.92
924	486	Shell-Thick	DX174	CEDIMENTI	LinStatic	6109.35	-10810.24
924	486	Shell-Thick	DX161	CEDIMENTI	LinStatic	4143.32	-12515.53
924	486	Shell-Thick	DX162	CEDIMENTI	LinStatic	-7946.46	-8721.86
924	486	Shell-Thick	DX175	CEDIMENTI	LinStatic	-2822.40	-7016.57
925	487	Shell-Thick	DX177	CEDIMENTI	LinStatic	3033.30	-7291.88
925	487	Shell-Thick	DX164	CEDIMENTI	LinStatic	8419.03	-8385.63
925	487	Shell-Thick	DX165	CEDIMENTI	LinStatic	-4384.13	-12206.64
925	487	Shell-Thick	DX178	CEDIMENTI	LinStatic	-6584.57	-11112.88

926	488	Shell-Thick	DX178	CEDIMENTI	LinStatic	1195.30	-11684.63
926	488	Shell-Thick	DX165	CEDIMENTI	LinStatic	-534.37	-13159.61
926	488	Shell-Thick	DX166	CEDIMENTI	LinStatic	-10872.09	-7273.79
926	488	Shell-Thick	DX179	CEDIMENTI	LinStatic	-4693.88	-5798.81
927	489	Shell-Thick	DX160	CEDIMENTI	LinStatic	12344.30	-6608.90
927	489	Shell-Thick	DX147	CEDIMENTI	LinStatic	18739.48	-7152.93
927	489	Shell-Thick	DX148	CEDIMENTI	LinStatic	1076.25	-14290.90
927	489	Shell-Thick	DX161	CEDIMENTI	LinStatic	-1153.21	-13746.87
928	490	Shell-Thick	DX161	CEDIMENTI	LinStatic	5067.59	-13176.17
928	490	Shell-Thick	DX148	CEDIMENTI	LinStatic	3384.47	-13134.50
928	490	Shell-Thick	DX149	CEDIMENTI	LinStatic	-15235.13	-8740.50
928	490	Shell-Thick	DX162	CEDIMENTI	LinStatic	-9151.94	-8782.17
929	491	Shell-Thick	DX164	CEDIMENTI	LinStatic	9460.89	-8497.11
929	491	Shell-Thick	DX151	CEDIMENTI	LinStatic	15438.68	-8972.52
929	491	Shell-Thick	DX152	CEDIMENTI	LinStatic	-3591.23	-13308.48
929	491	Shell-Thick	DX165	CEDIMENTI	LinStatic	-5208.90	-12833.07
930	492	Shell-Thick	DX165	CEDIMENTI	LinStatic	207.55	-13760.64
930	492	Shell-Thick	DX152	CEDIMENTI	LinStatic	-1716.28	-14090.65
930	492	Shell-Thick	DX153	CEDIMENTI	LinStatic	-18811.45	-6992.43
930	492	Shell-Thick	DX166	CEDIMENTI	LinStatic	-12308.72	-6662.42
931	493	Shell-Thick	DX147	CEDIMENTI	LinStatic	19458.93	-7035.26
931	493	Shell-Thick	DX134	CEDIMENTI	LinStatic	26391.44	-6785.27
931	493	Shell-Thick	DX135	CEDIMENTI	LinStatic	1902.49	-14254.06
931	493	Shell-Thick	DX148	CEDIMENTI	LinStatic	-23.00	-14504.05
932	494	Shell-Thick	DX148	CEDIMENTI	LinStatic	3775.33	-13358.81
932	494	Shell-Thick	DX135	CEDIMENTI	LinStatic	3177.70	-13791.44
932	494	Shell-Thick	DX136	CEDIMENTI	LinStatic	-21361.91	-8994.77
932	494	Shell-Thick	DX149	CEDIMENTI	LinStatic	-16246.65	-8562.14
933	495	Shell-Thick	DX151	CEDIMENTI	LinStatic	16571.81	-8765.52
933	495	Shell-Thick	DX138	CEDIMENTI	LinStatic	21767.19	-8767.25
933	495	Shell-Thick	DX139	CEDIMENTI	LinStatic	-3381.56	-13571.99
933	495	Shell-Thick	DX152	CEDIMENTI	LinStatic	-4018.15	-13570.26
934	496	Shell-Thick	DX152	CEDIMENTI	LinStatic	-541.20	-14368.70
934	496	Shell-Thick	DX139	CEDIMENTI	LinStatic	-2646.98	-14357.88
934	496	Shell-Thick	DX140	CEDIMENTI	LinStatic	-26913.47	-6848.02
934	496	Shell-Thick	DX153	CEDIMENTI	LinStatic	-19608.53	-6858.84
935	497	Shell-Thick	DX134	CEDIMENTI	LinStatic	27299.45	-6804.17
935	497	Shell-Thick	DX121	CEDIMENTI	LinStatic	34321.24	-7106.56
935	497	Shell-Thick	DX122	CEDIMENTI	LinStatic	2973.86	-14403.45
935	497	Shell-Thick	DX135	CEDIMENTI	LinStatic	884.99	-14101.07
936	498	Shell-Thick	DX135	CEDIMENTI	LinStatic	4105.11	-13617.05
936	498	Shell-Thick	DX122	CEDIMENTI	LinStatic	3739.64	-13197.46
936	498	Shell-Thick	DX123	CEDIMENTI	LinStatic	-28124.85	-8587.00
936	498	Shell-Thick	DX136	CEDIMENTI	LinStatic	-22564.76	-9006.59
937	499	Shell-Thick	DX138	CEDIMENTI	LinStatic	22860.87	-8819.02
937	499	Shell-Thick	DX125	CEDIMENTI	LinStatic	28275.15	-8791.27
937	499	Shell-Thick	DX126	CEDIMENTI	LinStatic	-4038.25	-13368.52
937	499	Shell-Thick	DX139	CEDIMENTI	LinStatic	-4269.31	-13396.28
938	500	Shell-Thick	DX139	CEDIMENTI	LinStatic	-1523.63	-14156.40
938	500	Shell-Thick	DX126	CEDIMENTI	LinStatic	-3267.98	-14294.56
938	500	Shell-Thick	DX127	CEDIMENTI	LinStatic	-34763.98	-7103.58
938	500	Shell-Thick	DX140	CEDIMENTI	LinStatic	-27926.34	-6965.42
939	501	Shell-Thick	DX121	CEDIMENTI	LinStatic	35368.58	-6860.23
939	501	Shell-Thick	DX108	CEDIMENTI	LinStatic	42564.57	-6513.32
939	501	Shell-Thick	DX109	CEDIMENTI	LinStatic	3314.08	-14238.80
939	501	Shell-Thick	DX122	CEDIMENTI	LinStatic	1609.23	-14585.70
940	502	Shell-Thick	DX122	CEDIMENTI	LinStatic	4576.56	-13406.24
940	502	Shell-Thick	DX109	CEDIMENTI	LinStatic	4173.03	-13668.90
940	502	Shell-Thick	DX110	CEDIMENTI	LinStatic	-34968.89	-8502.67
940	502	Shell-Thick	DX123	CEDIMENTI	LinStatic	-29410.82	-8240.01
941	503	Shell-Thick	DX125	CEDIMENTI	LinStatic	29660.32	-8412.04
941	503	Shell-Thick	DX112	CEDIMENTI	LinStatic	35309.79	-8371.96
941	503	Shell-Thick	DX113	CEDIMENTI	LinStatic	-4452.52	-13576.33
941	503	Shell-Thick	DX126	CEDIMENTI	LinStatic	-4916.93	-13616.41
942	504	Shell-Thick	DX126	CEDIMENTI	LinStatic	-1887.54	-14565.00
942	504	Shell-Thick	DX113	CEDIMENTI	LinStatic	-3851.47	-14369.83
942	504	Shell-Thick	DX114	CEDIMENTI	LinStatic	-43382.62	-6596.58
942	504	Shell-Thick	DX127	CEDIMENTI	LinStatic	-35843.09	-6791.76
943	505	Shell-Thick	DX108	CEDIMENTI	LinStatic	43814.14	-6542.39
943	505	Shell-Thick	DX95	CEDIMENTI	LinStatic	51200.75	-6674.13
943	505	Shell-Thick	DX96	CEDIMENTI	LinStatic	4017.16	-14168.34
943	505	Shell-Thick	DX109	CEDIMENTI	LinStatic	2101.59	-14036.60
944	506	Shell-Thick	DX109	CEDIMENTI	LinStatic	5426.67	-13461.14
944	506	Shell-Thick	DX96	CEDIMENTI	LinStatic	4988.71	-13019.62
944	506	Shell-Thick	DX97	CEDIMENTI	LinStatic	-42512.59	-7951.74
944	506	Shell-Thick	DX110	CEDIMENTI	LinStatic	-36370.73	-8393.27
945	507	Shell-Thick	DX112	CEDIMENTI	LinStatic	36627.04	-8291.16
945	507	Shell-Thick	DX99	CEDIMENTI	LinStatic	42689.57	-8104.78
945	507	Shell-Thick	DX100	CEDIMENTI	LinStatic	-5361.55	-13168.34
945	507	Shell-Thick	DX113	CEDIMENTI	LinStatic	-5705.31	-13354.72
946	508	Shell-Thick	DX113	CEDIMENTI	LinStatic	-2598.23	-14117.97

946	508	Shell-Thick	DX100	CEDIMENTI	LinStatic	-4337.58	-14130.74
946	508	Shell-Thick	DX101	CEDIMENTI	LinStatic	-51992.55	-6700.70
946	508	Shell-Thick	DX114	CEDIMENTI	LinStatic	-44709.78	-6687.93
947	509	Shell-Thick	DX95	CEDIMENTI	LinStatic	52589.12	-6327.23
947	509	Shell-Thick	DX82	CEDIMENTI	LinStatic	60615.17	-5907.83
947	509	Shell-Thick	DX83	CEDIMENTI	LinStatic	4543.81	-13869.54
947	509	Shell-Thick	DX96	CEDIMENTI	LinStatic	2507.85	-14288.93
948	510	Shell-Thick	DX96	CEDIMENTI	LinStatic	6191.56	-13153.37
948	510	Shell-Thick	DX83	CEDIMENTI	LinStatic	5290.06	-13251.25
948	510	Shell-Thick	DX84	CEDIMENTI	LinStatic	-50620.86	-7623.75
948	510	Shell-Thick	DX97	CEDIMENTI	LinStatic	-43975.15	-7525.87
949	511	Shell-Thick	DX99	CEDIMENTI	LinStatic	44237.61	-7654.99
949	511	Shell-Thick	DX86	CEDIMENTI	LinStatic	50939.88	-7527.94
949	511	Shell-Thick	DX87	CEDIMENTI	LinStatic	-5661.10	-13178.58
949	511	Shell-Thick	DX100	CEDIMENTI	LinStatic	-6597.11	-13305.63
950	512	Shell-Thick	DX100	CEDIMENTI	LinStatic	-2820.44	-14284.25
950	512	Shell-Thick	DX87	CEDIMENTI	LinStatic	-5061.48	-13942.50
950	512	Shell-Thick	DX88	CEDIMENTI	LinStatic	-61675.59	-5963.84
950	512	Shell-Thick	DX101	CEDIMENTI	LinStatic	-53394.16	-6305.59
951	513	Shell-Thick	DX82	CEDIMENTI	LinStatic	62162.32	-5822.22
951	513	Shell-Thick	DX69	CEDIMENTI	LinStatic	70848.71	-5743.10
951	513	Shell-Thick	DX70	CEDIMENTI	LinStatic	5828.12	-13568.48
951	513	Shell-Thick	DX83	CEDIMENTI	LinStatic	3156.94	-13647.60
952	514	Shell-Thick	DX83	CEDIMENTI	LinStatic	6842.72	-13019.80
952	514	Shell-Thick	DX70	CEDIMENTI	LinStatic	5574.94	-12537.20
952	514	Shell-Thick	DX71	CEDIMENTI	LinStatic	-59657.15	-6911.26
952	514	Shell-Thick	DX84	CEDIMENTI	LinStatic	-52188.64	-7393.86
953	515	Shell-Thick	DX86	CEDIMENTI	LinStatic	52446.39	-7319.36
953	515	Shell-Thick	DX73	CEDIMENTI	LinStatic	59826.59	-6992.65
953	515	Shell-Thick	DX74	CEDIMENTI	LinStatic	-6069.82	-12589.09
953	515	Shell-Thick	DX87	CEDIMENTI	LinStatic	-7222.52	-12915.80
954	516	Shell-Thick	DX87	CEDIMENTI	LinStatic	-3652.94	-13655.48
954	516	Shell-Thick	DX74	CEDIMENTI	LinStatic	-6115.61	-13493.94
954	516	Shell-Thick	DX75	CEDIMENTI	LinStatic	-71791.82	-5756.13
954	516	Shell-Thick	DX88	CEDIMENTI	LinStatic	-63279.78	-5917.67
955	517	Shell-Thick	DX69	CEDIMENTI	LinStatic	72466.10	-5429.96
955	517	Shell-Thick	DX56	CEDIMENTI	LinStatic	82071.49	-4886.18
955	517	Shell-Thick	DX57	CEDIMENTI	LinStatic	7481.05	-12999.41
955	517	Shell-Thick	DX70	CEDIMENTI	LinStatic	4169.54	-13543.18
956	518	Shell-Thick	DX70	CEDIMENTI	LinStatic	7024.19	-12553.96
956	518	Shell-Thick	DX57	CEDIMENTI	LinStatic	4946.01	-12473.39
956	518	Shell-Thick	DX58	CEDIMENTI	LinStatic	-69469.82	-6360.12
956	518	Shell-Thick	DX71	CEDIMENTI	LinStatic	-61281.52	-6440.68
957	519	Shell-Thick	DX73	CEDIMENTI	LinStatic	61535.43	-6494.80
957	519	Shell-Thick	DX60	CEDIMENTI	LinStatic	69809.41	-6281.90
957	519	Shell-Thick	DX61	CEDIMENTI	LinStatic	-5391.28	-12392.06
957	519	Shell-Thick	DX74	CEDIMENTI	LinStatic	-7526.20	-12604.96
958	520	Shell-Thick	DX74	CEDIMENTI	LinStatic	-4428.75	-13511.60
958	520	Shell-Thick	DX61	CEDIMENTI	LinStatic	-7987.97	-12971.28
958	520	Shell-Thick	DX62	CEDIMENTI	LinStatic	-83304.51	-4816.20
958	520	Shell-Thick	DX75	CEDIMENTI	LinStatic	-73399.46	-5356.52
959	521	Shell-Thick	DX56	CEDIMENTI	LinStatic	83636.38	-4614.79
959	521	Shell-Thick	DX43	CEDIMENTI	LinStatic	94454.41	-4448.89
959	521	Shell-Thick	DX44	CEDIMENTI	LinStatic	10871.90	-12529.60
959	521	Shell-Thick	DX57	CEDIMENTI	LinStatic	5919.96	-12695.50
960	522	Shell-Thick	DX57	CEDIMENTI	LinStatic	6488.63	-12165.91
960	522	Shell-Thick	DX44	CEDIMENTI	LinStatic	3183.17	-11794.89
960	522	Shell-Thick	DX45	CEDIMENTI	LinStatic	-80469.52	-5693.21
960	522	Shell-Thick	DX58	CEDIMENTI	LinStatic	-71153.49	-6064.22
961	523	Shell-Thick	DX60	CEDIMENTI	LinStatic	71449.53	-6004.83
961	523	Shell-Thick	DX47	CEDIMENTI	LinStatic	80767.13	-5710.12
961	523	Shell-Thick	DX48	CEDIMENTI	LinStatic	-3682.86	-11769.29
961	523	Shell-Thick	DX61	CEDIMENTI	LinStatic	-6945.53	-12064.01
962	524	Shell-Thick	DX61	CEDIMENTI	LinStatic	-6411.07	-12619.98
962	524	Shell-Thick	DX48	CEDIMENTI	LinStatic	-11288.45	-12460.59
962	524	Shell-Thick	DX49	CEDIMENTI	LinStatic	-95672.26	-4378.02
962	524	Shell-Thick	DX62	CEDIMENTI	LinStatic	-84892.32	-4537.41
963	525	Shell-Thick	DX43	CEDIMENTI	LinStatic	95571.88	-3801.30
963	525	Shell-Thick	DX30	CEDIMENTI	LinStatic	107734.76	-3176.30
963	525	Shell-Thick	DX31	CEDIMENTI	LinStatic	16479.88	-12563.26
963	525	Shell-Thick	DX44	CEDIMENTI	LinStatic	9279.22	-13188.26
964	526	Shell-Thick	DX44	CEDIMENTI	LinStatic	4294.17	-12499.87
964	526	Shell-Thick	DX31	CEDIMENTI	LinStatic	-2973.26	-12228.55
964	526	Shell-Thick	DX32	CEDIMENTI	LinStatic	-93895.22	-4930.74
964	526	Shell-Thick	DX45	CEDIMENTI	LinStatic	-81811.22	-5202.06
965	527	Shell-Thick	DX47	CEDIMENTI	LinStatic	82183.17	-5198.41
965	527	Shell-Thick	DX34	CEDIMENTI	LinStatic	94379.20	-4857.87
965	527	Shell-Thick	DX35	CEDIMENTI	LinStatic	2565.99	-12161.08
965	527	Shell-Thick	DX48	CEDIMENTI	LinStatic	-4776.91	-12501.62
966	528	Shell-Thick	DX48	CEDIMENTI	LinStatic	-9656.59	-13168.51
966	528	Shell-Thick	DX35	CEDIMENTI	LinStatic	-16943.43	-12524.35

**Autorità Portuale di Taranto**

Interventi per il dragaggio di 2,3 M³ di sedimenti in area Molo Polisettoriale e per la realizzazione di un primo lotto della cassa di colmata funzionale all'ampliamento del V Sporgente del Porto di Taranto

Allegati alla relazione di calcolo strutturale allineamento "BC"

Data 05/2016
Rev. B
c.d.c.: C296A
514B

966	528	Shell-Thick	DX36	CEDIMENTI	LinStatic	-109047.20	-3026.94
966	528	Shell-Thick	DX49	CEDIMENTI	LinStatic	-96747.66	-3671.10
967	529	Shell-Thick	DX30	CEDIMENTI	LinStatic	108787.59	-2913.01
967	529	Shell-Thick	DX17	CEDIMENTI	LinStatic	113823.52	-2733.34
967	529	Shell-Thick	DX18	CEDIMENTI	LinStatic	18700.88	-11056.14
967	529	Shell-Thick	DX31	CEDIMENTI	LinStatic	15881.44	-11235.81
968	530	Shell-Thick	DX31	CEDIMENTI	LinStatic	-1979.67	-10977.66
968	530	Shell-Thick	DX18	CEDIMENTI	LinStatic	-12549.91	-10141.59
968	530	Shell-Thick	DX19	CEDIMENTI	LinStatic	-107840.54	-3104.67
968	530	Shell-Thick	DX32	CEDIMENTI	LinStatic	-94938.73	-3940.73
969	531	Shell-Thick	DX34	CEDIMENTI	LinStatic	95384.46	-3867.75
969	531	Shell-Thick	DX21	CEDIMENTI	LinStatic	108461.89	-3137.23
969	531	Shell-Thick	DX22	CEDIMENTI	LinStatic	12261.05	-10166.20
969	531	Shell-Thick	DX35	CEDIMENTI	LinStatic	1549.19	-10896.72
970	532	Shell-Thick	DX35	CEDIMENTI	LinStatic	-16346.41	-11211.84
970	532	Shell-Thick	DX22	CEDIMENTI	LinStatic	-19648.50	-10987.14
970	532	Shell-Thick	DX23	CEDIMENTI	LinStatic	-115680.98	-2580.55
970	532	Shell-Thick	DX36	CEDIMENTI	LinStatic	-110134.22	-2805.25
983	533	Shell-Thick	DX407	CEDIMENTI	LinStatic	57939.34	-3009.30
983	533	Shell-Thick	DX394	CEDIMENTI	LinStatic	45927.00	-4009.62
983	533	Shell-Thick	DX395	CEDIMENTI	LinStatic	123898.29	-152.58
983	533	Shell-Thick	DX408	CEDIMENTI	LinStatic	137192.87	847.74
984	534	Shell-Thick	DX408	CEDIMENTI	LinStatic	-122275.06	691.77
984	534	Shell-Thick	DX395	CEDIMENTI	LinStatic	-109113.60	-95.35
984	534	Shell-Thick	DX396	CEDIMENTI	LinStatic	-41798.17	-3907.09
984	534	Shell-Thick	DX409	CEDIMENTI	LinStatic	-53735.23	-3119.97
985	535	Shell-Thick	DX411	CEDIMENTI	LinStatic	53539.09	-2998.61
985	535	Shell-Thick	DX398	CEDIMENTI	LinStatic	41621.98	-4020.92
985	535	Shell-Thick	DX399	CEDIMENTI	LinStatic	108805.86	-209.68
985	535	Shell-Thick	DX412	CEDIMENTI	LinStatic	121954.11	812.63
986	536	Shell-Thick	DX412	CEDIMENTI	LinStatic	-137572.13	680.94
986	536	Shell-Thick	DX399	CEDIMENTI	LinStatic	-124310.47	24.03
986	536	Shell-Thick	DX400	CEDIMENTI	LinStatic	-45817.32	-3818.14
986	536	Shell-Thick	DX413	CEDIMENTI	LinStatic	-57808.08	-3161.23
987	537	Shell-Thick	DX394	CEDIMENTI	LinStatic	46501.55	-4562.64
987	537	Shell-Thick	DX381	CEDIMENTI	LinStatic	37986.37	-4761.89
987	537	Shell-Thick	DX382	CEDIMENTI	LinStatic	112006.41	-344.34
987	537	Shell-Thick	DX395	CEDIMENTI	LinStatic	123497.93	-145.09
988	538	Shell-Thick	DX395	CEDIMENTI	LinStatic	-108769.05	-125.69
988	538	Shell-Thick	DX382	CEDIMENTI	LinStatic	-97649.86	-634.59
988	538	Shell-Thick	DX383	CEDIMENTI	LinStatic	-33981.06	-4902.06
988	538	Shell-Thick	DX396	CEDIMENTI	LinStatic	-42208.16	-4393.16
989	539	Shell-Thick	DX398	CEDIMENTI	LinStatic	42089.87	-4515.48
989	539	Shell-Thick	DX385	CEDIMENTI	LinStatic	33793.07	-4770.22
989	539	Shell-Thick	DX386	CEDIMENTI	LinStatic	97262.26	-482.13
989	539	Shell-Thick	DX399	CEDIMENTI	LinStatic	108431.21	-227.38
990	540	Shell-Thick	DX399	CEDIMENTI	LinStatic	-123939.43	29.95
990	540	Shell-Thick	DX386	CEDIMENTI	LinStatic	-112518.73	-470.28
990	540	Shell-Thick	DX387	CEDIMENTI	LinStatic	-37877.36	-4858.67
990	540	Shell-Thick	DX400	CEDIMENTI	LinStatic	-46302.80	-4358.45
991	541	Shell-Thick	SX381	CEDIMENTI	LinStatic	38306.29	520.39
991	541	Shell-Thick	SX368	CEDIMENTI	LinStatic	32012.72	810.52
991	541	Shell-Thick	SX369	CEDIMENTI	LinStatic	102983.27	1895.63
991	541	Shell-Thick	SX382	CEDIMENTI	LinStatic	112796.64	1605.50
992	542	Shell-Thick	SX382	CEDIMENTI	LinStatic	-97441.44	1871.76
992	542	Shell-Thick	SX369	CEDIMENTI	LinStatic	-87966.13	2032.56
992	542	Shell-Thick	SX370	CEDIMENTI	LinStatic	-28890.18	1096.40
992	542	Shell-Thick	SX383	CEDIMENTI	LinStatic	-34990.59	935.60
993	543	Shell-Thick	SX385	CEDIMENTI	LinStatic	35262.68	785.62
993	543	Shell-Thick	SX372	CEDIMENTI	LinStatic	29091.18	1219.12
993	543	Shell-Thick	SX373	CEDIMENTI	LinStatic	88335.09	2173.54
993	543	Shell-Thick	SX386	CEDIMENTI	LinStatic	97847.54	1740.05
994	544	Shell-Thick	SX386	CEDIMENTI	LinStatic	-112118.53	1693.15
994	544	Shell-Thick	SX373	CEDIMENTI	LinStatic	-102324.37	1817.47
994	544	Shell-Thick	SX374	CEDIMENTI	LinStatic	-32206.69	731.36
994	544	Shell-Thick	SX387	CEDIMENTI	LinStatic	-38460.03	607.04
995	545	Shell-Thick	SX368	CEDIMENTI	LinStatic	32663.60	1704.64
995	545	Shell-Thick	SX355	CEDIMENTI	LinStatic	28053.65	2223.97
995	545	Shell-Thick	SX356	CEDIMENTI	LinStatic	93821.22	2099.31
995	545	Shell-Thick	SX369	CEDIMENTI	LinStatic	102280.57	1579.98
996	546	Shell-Thick	SX369	CEDIMENTI	LinStatic	-87428.39	1709.90
996	546	Shell-Thick	SX356	CEDIMENTI	LinStatic	-79335.80	2555.36
996	546	Shell-Thick	SX357	CEDIMENTI	LinStatic	-25102.60	2902.76
996	546	Shell-Thick	SX370	CEDIMENTI	LinStatic	-29637.10	2057.30
997	547	Shell-Thick	SX372	CEDIMENTI	LinStatic	29765.87	2195.56
997	547	Shell-Thick	SX359	CEDIMENTI	LinStatic	25290.77	2743.44
997	547	Shell-Thick	SX360	CEDIMENTI	LinStatic	79742.15	2386.87
997	547	Shell-Thick	SX373	CEDIMENTI	LinStatic	87827.03	1839.00
998	548	Shell-Thick	SX373	CEDIMENTI	LinStatic	-101595.13	1481.98
998	548	Shell-Thick	SX360	CEDIMENTI	LinStatic	-93287.41	2165.87
998	548	Shell-Thick	SX361	CEDIMENTI	LinStatic	-28385.17	2325.72

998	548	Shell-Thick	SX374	CEDIMENTI	LinStatic	-32888.53	1641.83
1001	549	Shell-Thick	SX355	CEDIMENTI	LinStatic	28604.31	2621.77
1001	549	Shell-Thick	SX342	CEDIMENTI	LinStatic	25114.35	2825.28
1001	549	Shell-Thick	SX343	CEDIMENTI	LinStatic	85908.24	2407.53
1001	549	Shell-Thick	SX356	CEDIMENTI	LinStatic	93091.76	2204.02
1002	550	Shell-Thick	SX356	CEDIMENTI	LinStatic	-78824.69	2652.29
1002	550	Shell-Thick	SX343	CEDIMENTI	LinStatic	-71981.20	2702.55
1002	550	Shell-Thick	SX344	CEDIMENTI	LinStatic	-22224.36	3469.17
1002	550	Shell-Thick	SX357	CEDIMENTI	LinStatic	-25605.56	3418.91
1003	551	Shell-Thick	SX359	CEDIMENTI	LinStatic	25868.62	3236.07
1003	551	Shell-Thick	SX346	CEDIMENTI	LinStatic	22359.56	3618.21
1003	551	Shell-Thick	SX347	CEDIMENTI	LinStatic	72289.56	2881.62
1003	551	Shell-Thick	SX360	CEDIMENTI	LinStatic	79193.32	2499.48
1004	552	Shell-Thick	SX360	CEDIMENTI	LinStatic	-92597.77	2320.56
1004	552	Shell-Thick	SX347	CEDIMENTI	LinStatic	-85201.03	2315.33
1004	552	Shell-Thick	SX348	CEDIMENTI	LinStatic	-25239.23	2672.77
1004	552	Shell-Thick	SX361	CEDIMENTI	LinStatic	-28901.83	2678.00
1005	553	Shell-Thick	SX342	CEDIMENTI	LinStatic	25785.85	3416.63
1005	553	Shell-Thick	SX329	CEDIMENTI	LinStatic	22991.01	3801.72
1005	553	Shell-Thick	SX330	CEDIMENTI	LinStatic	78806.11	2685.07
1005	553	Shell-Thick	SX343	CEDIMENTI	LinStatic	85234.42	2299.99
1006	554	Shell-Thick	SX343	CEDIMENTI	LinStatic	-71472.48	2572.52
1006	554	Shell-Thick	SX330	CEDIMENTI	LinStatic	-65556.77	3342.22
1006	554	Shell-Thick	SX331	CEDIMENTI	LinStatic	-20242.25	4905.54
1006	554	Shell-Thick	SX344	CEDIMENTI	LinStatic	-22934.79	4135.84
1007	555	Shell-Thick	SX346	CEDIMENTI	LinStatic	22973.24	4323.52
1007	555	Shell-Thick	SX333	CEDIMENTI	LinStatic	20453.91	4706.22
1007	555	Shell-Thick	SX334	CEDIMENTI	LinStatic	65985.80	3106.58
1007	555	Shell-Thick	SX347	CEDIMENTI	LinStatic	71814.05	2723.89
1008	556	Shell-Thick	SX347	CEDIMENTI	LinStatic	-84496.27	2132.43
1008	556	Shell-Thick	SX334	CEDIMENTI	LinStatic	-78392.62	2783.57
1008	556	Shell-Thick	SX335	CEDIMENTI	LinStatic	-23434.21	3985.73
1008	556	Shell-Thick	SX348	CEDIMENTI	LinStatic	-25965.18	3334.59
1011	557	Shell-Thick	SX329	CEDIMENTI	LinStatic	23535.99	4211.73
1011	557	Shell-Thick	SX316	CEDIMENTI	LinStatic	21708.53	4407.92
1011	557	Shell-Thick	SX317	CEDIMENTI	LinStatic	72897.07	2907.00
1011	557	Shell-Thick	SX330	CEDIMENTI	LinStatic	78140.68	2710.81
1012	558	Shell-Thick	SX330	CEDIMENTI	LinStatic	-65100.39	3378.74
1012	558	Shell-Thick	SX317	CEDIMENTI	LinStatic	-60210.32	3312.76
1012	558	Shell-Thick	SX318	CEDIMENTI	LinStatic	-18921.12	5318.95
1012	558	Shell-Thick	SX331	CEDIMENTI	LinStatic	-20668.44	5384.94
1013	559	Shell-Thick	SX333	CEDIMENTI	LinStatic	20988.20	5138.31
1013	559	Shell-Thick	SX320	CEDIMENTI	LinStatic	19032.03	5530.01
1013	559	Shell-Thick	SX321	CEDIMENTI	LinStatic	60507.08	3569.77
1013	559	Shell-Thick	SX334	CEDIMENTI	LinStatic	65488.57	3178.06
1014	560	Shell-Thick	SX334	CEDIMENTI	LinStatic	-77769.71	2911.30
1014	560	Shell-Thick	SX321	CEDIMENTI	LinStatic	-72117.76	2760.53
1014	560	Shell-Thick	SX322	CEDIMENTI	LinStatic	-21754.50	4149.78
1014	560	Shell-Thick	SX335	CEDIMENTI	LinStatic	-23907.48	4300.54
1015	561	Shell-Thick	SX316	CEDIMENTI	LinStatic	22339.67	4796.55
1015	561	Shell-Thick	SX303	CEDIMENTI	LinStatic	20873.37	5074.09
1015	561	Shell-Thick	SX304	CEDIMENTI	LinStatic	67414.63	3208.08
1015	561	Shell-Thick	SX317	CEDIMENTI	LinStatic	72274.84	2930.54
1016	562	Shell-Thick	SX317	CEDIMENTI	LinStatic	-59762.72	3301.42
1016	562	Shell-Thick	SX304	CEDIMENTI	LinStatic	-55486.37	4049.21
1016	562	Shell-Thick	SX305	CEDIMENTI	LinStatic	-18182.80	6525.37
1016	562	Shell-Thick	SX318	CEDIMENTI	LinStatic	-19581.90	5777.58
1017	563	Shell-Thick	SX320	CEDIMENTI	LinStatic	19551.86	6046.15
1017	563	Shell-Thick	SX307	CEDIMENTI	LinStatic	18386.64	6256.99
1017	563	Shell-Thick	SX308	CEDIMENTI	LinStatic	55920.77	3732.74
1017	563	Shell-Thick	SX321	CEDIMENTI	LinStatic	60098.84	3521.90
1018	564	Shell-Thick	SX321	CEDIMENTI	LinStatic	-71458.34	2664.08
1018	564	Shell-Thick	SX308	CEDIMENTI	LinStatic	-67072.97	3404.66
1018	564	Shell-Thick	SX309	CEDIMENTI	LinStatic	-21414.46	5393.10
1018	564	Shell-Thick	SX322	CEDIMENTI	LinStatic	-22498.13	4652.52
1019	565	Shell-Thick	SX303	CEDIMENTI	LinStatic	21407.73	5527.10
1019	565	Shell-Thick	SX290	CEDIMENTI	LinStatic	21035.43	5710.68
1019	565	Shell-Thick	SX291	CEDIMENTI	LinStatic	62967.33	3294.27
1019	565	Shell-Thick	SX304	CEDIMENTI	LinStatic	66768.48	3110.70
1020	566	Shell-Thick	SX304	CEDIMENTI	LinStatic	-55069.41	3944.89
1020	566	Shell-Thick	SX291	CEDIMENTI	LinStatic	-51847.28	3791.27
1020	566	Shell-Thick	SX292	CEDIMENTI	LinStatic	-18487.87	6875.45
1020	566	Shell-Thick	SX305	CEDIMENTI	LinStatic	-18560.41	7029.07
1021	567	Shell-Thick	SX307	CEDIMENTI	LinStatic	18927.34	6700.56
1021	567	Shell-Thick	SX294	CEDIMENTI	LinStatic	18555.47	7192.46
1021	567	Shell-Thick	SX295	CEDIMENTI	LinStatic	52130.96	4164.46
1021	567	Shell-Thick	SX308	CEDIMENTI	LinStatic	55460.44	3672.57
1022	568	Shell-Thick	SX308	CEDIMENTI	LinStatic	-66471.07	3438.91
1022	568	Shell-Thick	SX295	CEDIMENTI	LinStatic	-62182.91	3062.67
1022	568	Shell-Thick	SX296	CEDIMENTI	LinStatic	-21106.97	5358.72
1022	568	Shell-Thick	SX309	CEDIMENTI	LinStatic	-21811.10	5734.97


Autorità Portuale di Taranto

Interventi per il dragaggio di 2,3 M³ di sedimenti in area Molo Polisettoriale e per la realizzazione di un primo lotto della cassa di colmata funzionale all'ampliamento del V Sporgente del Porto di Taranto

Allegati alla relazione di calcolo strutturale allineamento "BC"

Data 05/2016
Rev. B
c.d.c.: C296A
514B

1025	569	Shell-Thick	SX290	CEDIMENTI	LinStatic	21727.72	6156.63
1025	569	Shell-Thick	SX277	CEDIMENTI	LinStatic	21838.14	6188.30
1025	569	Shell-Thick	SX278	CEDIMENTI	LinStatic	58591.18	3432.83
1025	569	Shell-Thick	SX291	CEDIMENTI	LinStatic	62294.97	3401.16
1026	570	Shell-Thick	SX291	CEDIMENTI	LinStatic	-51374.49	3888.83
1026	570	Shell-Thick	SX278	CEDIMENTI	LinStatic	-48710.02	4348.02
1026	570	Shell-Thick	SX279	CEDIMENTI	LinStatic	-19737.55	7823.01
1026	570	Shell-Thick	SX292	CEDIMENTI	LinStatic	-19194.14	7363.81
1027	571	Shell-Thick	SX294	CEDIMENTI	LinStatic	19062.47	7747.94
1027	571	Shell-Thick	SX281	CEDIMENTI	LinStatic	19827.08	7471.27
1027	571	Shell-Thick	SX282	CEDIMENTI	LinStatic	49060.97	3960.49
1027	571	Shell-Thick	SX295	CEDIMENTI	LinStatic	51708.42	4237.16
1028	572	Shell-Thick	SX295	CEDIMENTI	LinStatic	-61461.56	3052.86
1028	572	Shell-Thick	SX282	CEDIMENTI	LinStatic	-58244.47	3790.13
1028	572	Shell-Thick	SX283	CEDIMENTI	LinStatic	-22448.89	6659.43
1028	572	Shell-Thick	SX296	CEDIMENTI	LinStatic	-21991.15	5922.16
1029	573	Shell-Thick	SX277	CEDIMENTI	LinStatic	28091.36	4685.60
1029	573	Shell-Thick	SX264	CEDIMENTI	LinStatic	22512.08	4668.45
1029	573	Shell-Thick	SX265	CEDIMENTI	LinStatic	63720.41	2800.61
1029	573	Shell-Thick	SX278	CEDIMENTI	LinStatic	72350.35	2817.76
1030	574	Shell-Thick	SX278	CEDIMENTI	LinStatic	-60182.88	3809.84
1030	574	Shell-Thick	SX265	CEDIMENTI	LinStatic	-51734.40	3158.58
1030	574	Shell-Thick	SX266	CEDIMENTI	LinStatic	-19489.29	5655.09
1030	574	Shell-Thick	SX279	CEDIMENTI	LinStatic	-25044.24	6306.35
1031	575	Shell-Thick	SX281	CEDIMENTI	LinStatic	25467.37	5817.49
1031	575	Shell-Thick	SX268	CEDIMENTI	LinStatic	19701.58	6213.34
1031	575	Shell-Thick	SX269	CEDIMENTI	LinStatic	52128.38	3739.12
1031	575	Shell-Thick	SX282	CEDIMENTI	LinStatic	60582.14	3343.28
1032	576	Shell-Thick	SX282	CEDIMENTI	LinStatic	-71960.63	3391.07
1032	576	Shell-Thick	SX269	CEDIMENTI	LinStatic	-62853.82	2347.61
1032	576	Shell-Thick	SX270	CEDIMENTI	LinStatic	-22689.09	4119.01
1032	576	Shell-Thick	SX283	CEDIMENTI	LinStatic	-28555.10	5162.47
1035	577	Shell-Thick	SX264	CEDIMENTI	LinStatic	23339.37	5272.45
1035	577	Shell-Thick	SX251	CEDIMENTI	LinStatic	18164.93	5688.20
1035	577	Shell-Thick	SX252	CEDIMENTI	LinStatic	54020.44	3143.47
1035	577	Shell-Thick	SX265	CEDIMENTI	LinStatic	62843.94	2727.72
1036	578	Shell-Thick	SX265	CEDIMENTI	LinStatic	-51162.35	3081.26
1036	578	Shell-Thick	SX252	CEDIMENTI	LinStatic	-42819.09	4208.93
1036	578	Shell-Thick	SX253	CEDIMENTI	LinStatic	-15236.94	7380.12
1036	578	Shell-Thick	SX266	CEDIMENTI	LinStatic	-20431.10	6252.44
1037	579	Shell-Thick	SX268	CEDIMENTI	LinStatic	20342.35	6824.55
1037	579	Shell-Thick	SX255	CEDIMENTI	LinStatic	15110.51	6873.66
1037	579	Shell-Thick	SX256	CEDIMENTI	LinStatic	43009.31	3754.58
1037	579	Shell-Thick	SX269	CEDIMENTI	LinStatic	51636.16	3705.46
1038	580	Shell-Thick	SX269	CEDIMENTI	LinStatic	-61896.19	2187.18
1038	580	Shell-Thick	SX256	CEDIMENTI	LinStatic	-53472.08	3929.28
1038	580	Shell-Thick	SX257	CEDIMENTI	LinStatic	-18934.72	6578.36
1038	580	Shell-Thick	SX270	CEDIMENTI	LinStatic	-23885.61	4836.26
1039	581	Shell-Thick	SX251	CEDIMENTI	LinStatic	18947.01	6209.71
1039	581	Shell-Thick	SX238	CEDIMENTI	LinStatic	15247.12	6261.26
1039	581	Shell-Thick	SX239	CEDIMENTI	LinStatic	45381.67	2942.49
1039	581	Shell-Thick	SX252	CEDIMENTI	LinStatic	52939.10	2890.93
1040	582	Shell-Thick	SX252	CEDIMENTI	LinStatic	-42214.06	3890.00
1040	582	Shell-Thick	SX239	CEDIMENTI	LinStatic	-35312.07	3412.38
1040	582	Shell-Thick	SX240	CEDIMENTI	LinStatic	-12642.62	7500.49
1040	582	Shell-Thick	SX253	CEDIMENTI	LinStatic	-15804.75	7978.11
1041	583	Shell-Thick	SX255	CEDIMENTI	LinStatic	16000.01	7548.47
1041	583	Shell-Thick	SX242	CEDIMENTI	LinStatic	13102.25	8168.59
1041	583	Shell-Thick	SX243	CEDIMENTI	LinStatic	36101.26	3945.11
1041	583	Shell-Thick	SX256	CEDIMENTI	LinStatic	42366.12	3324.99
1042	584	Shell-Thick	SX256	CEDIMENTI	LinStatic	-52418.14	3718.07
1042	584	Shell-Thick	SX243	CEDIMENTI	LinStatic	-44692.08	2090.51
1042	584	Shell-Thick	SX244	CEDIMENTI	LinStatic	-15803.70	5509.45
1042	584	Shell-Thick	SX257	CEDIMENTI	LinStatic	-19242.60	7137.02
1043	585	Shell-Thick	SX238	CEDIMENTI	LinStatic	16236.03	6513.98
1043	585	Shell-Thick	SX225	CEDIMENTI	LinStatic	12381.40	6876.82
1043	585	Shell-Thick	SX226	CEDIMENTI	LinStatic	36314.02	3355.45
1043	585	Shell-Thick	SX239	CEDIMENTI	LinStatic	44189.89	2992.61
1044	586	Shell-Thick	SX239	CEDIMENTI	LinStatic	-34657.31	3515.40
1044	586	Shell-Thick	SX226	CEDIMENTI	LinStatic	-27128.54	4428.49
1044	586	Shell-Thick	SX227	CEDIMENTI	LinStatic	-9664.98	8456.89
1044	586	Shell-Thick	SX240	CEDIMENTI	LinStatic	-13757.98	7543.80
1045	587	Shell-Thick	SX242	CEDIMENTI	LinStatic	13948.53	7963.51
1045	587	Shell-Thick	SX229	CEDIMENTI	LinStatic	8742.26	7947.80
1045	587	Shell-Thick	SX230	CEDIMENTI	LinStatic	26552.26	4338.89
1045	587	Shell-Thick	SX243	CEDIMENTI	LinStatic	35552.23	4354.59
1046	588	Shell-Thick	SX243	CEDIMENTI	LinStatic	-43369.02	2258.65
1046	588	Shell-Thick	SX230	CEDIMENTI	LinStatic	-34905.85	4962.32
1046	588	Shell-Thick	SX231	CEDIMENTI	LinStatic	-12738.37	8346.19
1046	588	Shell-Thick	SX244	CEDIMENTI	LinStatic	-17464.54	5642.51
1047	589	Shell-Thick	SX408	CEDIMENTI	LinStatic	57816.66	-2579.60

1047	589	Shell-Thick	SX395	CEDIMENTI	LinStatic	45821.76	-2162.47
1047	589	Shell-Thick	SX396	CEDIMENTI	LinStatic	125178.47	1580.36
1047	589	Shell-Thick	SX409	CEDIMENTI	LinStatic	138443.49	1163.23
1048	590	Shell-Thick	SX409	CEDIMENTI	LinStatic	-122845.40	1339.84
1048	590	Shell-Thick	SX396	CEDIMENTI	LinStatic	-109591.40	1501.85
1048	590	Shell-Thick	SX397	CEDIMENTI	LinStatic	-42514.33	-2249.07
1048	590	Shell-Thick	SX410	CEDIMENTI	LinStatic	-54533.66	-2411.08
1049	591	Shell-Thick	SX225	CEDIMENTI	LinStatic	13133.48	7283.00
1049	591	Shell-Thick	SX212	CEDIMENTI	LinStatic	10457.49	7131.90
1049	591	Shell-Thick	SX213	CEDIMENTI	LinStatic	28118.24	2944.25
1049	591	Shell-Thick	SX226	CEDIMENTI	LinStatic	34965.19	3095.35
1050	592	Shell-Thick	SX226	CEDIMENTI	LinStatic	-26475.28	4075.35
1050	592	Shell-Thick	SX213	CEDIMENTI	LinStatic	-20297.37	3496.52
1050	592	Shell-Thick	SX214	CEDIMENTI	LinStatic	-8340.10	8452.71
1050	592	Shell-Thick	SX227	CEDIMENTI	LinStatic	-10426.74	9031.53
1051	593	Shell-Thick	SX229	CEDIMENTI	LinStatic	9640.94	9134.46
1051	593	Shell-Thick	SX216	CEDIMENTI	LinStatic	10345.63	8930.47
1051	593	Shell-Thick	SX217	CEDIMENTI	LinStatic	23089.81	3080.74
1051	593	Shell-Thick	SX230	CEDIMENTI	LinStatic	25895.37	3284.73
1052	594	Shell-Thick	SX230	CEDIMENTI	LinStatic	-33503.67	4251.75
1052	594	Shell-Thick	SX217	CEDIMENTI	LinStatic	-28463.77	534.07
1052	594	Shell-Thick	SX218	CEDIMENTI	LinStatic	-12565.86	5607.03
1052	594	Shell-Thick	SX231	CEDIMENTI	LinStatic	-12503.19	9324.71
1053	595	Shell-Thick	SX212	CEDIMENTI	LinStatic	11618.31	7161.27
1053	595	Shell-Thick	SX199	CEDIMENTI	LinStatic	7360.45	7569.51
1053	595	Shell-Thick	SX200	CEDIMENTI	LinStatic	18144.27	3617.93
1053	595	Shell-Thick	SX213	CEDIMENTI	LinStatic	26647.03	3209.68
1054	596	Shell-Thick	SX213	CEDIMENTI	LinStatic	-19593.09	3788.53
1054	596	Shell-Thick	SX200	CEDIMENTI	LinStatic	-12196.54	4842.20
1054	596	Shell-Thick	SX201	CEDIMENTI	LinStatic	-5857.85	9242.35
1054	596	Shell-Thick	SX214	CEDIMENTI	LinStatic	-9621.91	8188.68
1055	597	Shell-Thick	SX216	CEDIMENTI	LinStatic	11671.66	7995.48
1055	597	Shell-Thick	SX203	CEDIMENTI	LinStatic	6425.71	9255.80
1055	597	Shell-Thick	SX204	CEDIMENTI	LinStatic	13219.12	5321.37
1055	597	Shell-Thick	SX217	CEDIMENTI	LinStatic	22493.90	4061.05
1056	598	Shell-Thick	SX217	CEDIMENTI	LinStatic	-26778.65	2092.78
1056	598	Shell-Thick	SX204	CEDIMENTI	LinStatic	-11652.77	5536.89
1056	598	Shell-Thick	SX205	CEDIMENTI	LinStatic	-3482.31	7617.77
1056	598	Shell-Thick	SX218	CEDIMENTI	LinStatic	-14897.78	4173.67
1057	599	Shell-Thick	SX412	CEDIMENTI	LinStatic	54740.22	-2531.11
1057	599	Shell-Thick	SX399	CEDIMENTI	LinStatic	42709.54	-2135.41
1057	599	Shell-Thick	SX400	CEDIMENTI	LinStatic	109946.83	1614.30
1057	599	Shell-Thick	SX413	CEDIMENTI	LinStatic	123205.12	1218.61
1058	600	Shell-Thick	SX413	CEDIMENTI	LinStatic	-137837.67	1304.76
1058	600	Shell-Thick	SX400	CEDIMENTI	LinStatic	-124550.49	1430.65
1058	600	Shell-Thick	SX401	CEDIMENTI	LinStatic	-46020.09	-2323.57
1058	600	Shell-Thick	SX414	CEDIMENTI	LinStatic	-58034.40	-2449.46
1059	601	Shell-Thick	SX199	CEDIMENTI	LinStatic	8091.14	7954.75
1059	601	Shell-Thick	SX186	CEDIMENTI	LinStatic	7269.90	6632.26
1059	601	Shell-Thick	SX187	CEDIMENTI	LinStatic	11102.53	2111.51
1059	601	Shell-Thick	SX200	CEDIMENTI	LinStatic	16591.97	3434.00
1060	602	Shell-Thick	SX200	CEDIMENTI	LinStatic	-11289.53	4581.86
1060	602	Shell-Thick	SX187	CEDIMENTI	LinStatic	-8058.54	2967.71
1060	602	Shell-Thick	SX188	CEDIMENTI	LinStatic	-8051.33	8481.41
1060	602	Shell-Thick	SX201	CEDIMENTI	LinStatic	-6655.39	10095.57
1061	603	Shell-Thick	SX203	CEDIMENTI	LinStatic	7024.28	10312.12
1061	603	Shell-Thick	SX190	CEDIMENTI	LinStatic	8176.46	8256.60
1061	603	Shell-Thick	SX191	CEDIMENTI	LinStatic	9251.98	2789.02
1061	603	Shell-Thick	SX204	CEDIMENTI	LinStatic	12274.67	4844.54
1062	604	Shell-Thick	SX204	CEDIMENTI	LinStatic	-10126.12	3634.81
1062	604	Shell-Thick	SX191	CEDIMENTI	LinStatic	-9458.49	2000.71
1062	604	Shell-Thick	SX192	CEDIMENTI	LinStatic	-8600.22	7941.48
1062	604	Shell-Thick	SX205	CEDIMENTI	LinStatic	-3695.64	9575.58
1063	605	Shell-Thick	SX186	CEDIMENTI	LinStatic	8526.36	4803.23
1063	605	Shell-Thick	SX173	CEDIMENTI	LinStatic	142.92	5679.77
1063	605	Shell-Thick	SX174	CEDIMENTI	LinStatic	-3980.66	6452.00
1063	605	Shell-Thick	SX187	CEDIMENTI	LinStatic	9213.50	5575.46
1064	606	Shell-Thick	SX187	CEDIMENTI	LinStatic	-7035.95	6493.11
1064	606	Shell-Thick	SX174	CEDIMENTI	LinStatic	3728.86	5981.65
1064	606	Shell-Thick	SX175	CEDIMENTI	LinStatic	-2221.29	6664.46
1064	606	Shell-Thick	SX188	CEDIMENTI	LinStatic	-8647.45	7175.92
1065	607	Shell-Thick	SX190	CEDIMENTI	LinStatic	9037.57	6898.21
1065	607	Shell-Thick	SX177	CEDIMENTI	LinStatic	2028.39	6868.25
1065	607	Shell-Thick	SX178	CEDIMENTI	LinStatic	-3336.99	6327.34
1065	607	Shell-Thick	SX191	CEDIMENTI	LinStatic	8285.76	6357.30
1066	608	Shell-Thick	SX191	CEDIMENTI	LinStatic	-7655.15	6118.23
1066	608	Shell-Thick	SX178	CEDIMENTI	LinStatic	4597.13	6191.18
1066	608	Shell-Thick	SX179	CEDIMENTI	LinStatic	-1035.63	5340.48
1066	608	Shell-Thick	SX192	CEDIMENTI	LinStatic	-9617.50	5267.53
1067	609	Shell-Thick	SX173	CEDIMENTI	LinStatic	2972.57	5172.57
1067	609	Shell-Thick	SX160	CEDIMENTI	LinStatic	11775.63	6707.22

1067	609	Shell-Thick	SX161	CEDIMENTI	LinStatic	-1042.64	9374.13
1067	609	Shell-Thick	SX174	CEDIMENTI	LinStatic	-5736.08	7839.47
1068	610	Shell-Thick	SX174	CEDIMENTI	LinStatic	5896.13	7769.54
1068	610	Shell-Thick	SX161	CEDIMENTI	LinStatic	4126.19	7945.03
1068	610	Shell-Thick	SX162	CEDIMENTI	LinStatic	-10202.78	6275.03
1068	610	Shell-Thick	SX175	CEDIMENTI	LinStatic	-5240.80	6099.54
1069	611	Shell-Thick	SX177	CEDIMENTI	LinStatic	4984.36	6388.30
1069	611	Shell-Thick	SX164	CEDIMENTI	LinStatic	9641.79	5929.94
1069	611	Shell-Thick	SX165	CEDIMENTI	LinStatic	-3893.67	7636.58
1069	611	Shell-Thick	SX178	CEDIMENTI	LinStatic	-5422.91	8094.94
1070	612	Shell-Thick	SX178	CEDIMENTI	LinStatic	6328.11	7673.26
1070	612	Shell-Thick	SX165	CEDIMENTI	LinStatic	2177.76	9512.26
1070	612	Shell-Thick	SX166	CEDIMENTI	LinStatic	-11765.07	6608.64
1070	612	Shell-Thick	SX179	CEDIMENTI	LinStatic	-3957.79	4769.64
1071	613	Shell-Thick	SX160	CEDIMENTI	LinStatic	12278.60	5951.93
1071	613	Shell-Thick	SX147	CEDIMENTI	LinStatic	20235.99	5793.39
1071	613	Shell-Thick	SX148	CEDIMENTI	LinStatic	1620.91	9916.76
1071	613	Shell-Thick	SX161	CEDIMENTI	LinStatic	-2000.48	10075.30
1072	614	Shell-Thick	SX161	CEDIMENTI	LinStatic	4669.42	8668.72
1072	614	Shell-Thick	SX148	CEDIMENTI	LinStatic	4030.08	9555.56
1072	614	Shell-Thick	SX149	CEDIMENTI	LinStatic	-15853.09	7281.50
1072	614	Shell-Thick	SX162	CEDIMENTI	LinStatic	-10839.08	6394.67
1073	615	Shell-Thick	SX164	CEDIMENTI	LinStatic	10423.26	6103.64
1073	615	Shell-Thick	SX151	CEDIMENTI	LinStatic	15515.80	7520.92
1073	615	Shell-Thick	SX152	CEDIMENTI	LinStatic	-3853.28	9746.66
1073	615	Shell-Thick	SX165	CEDIMENTI	LinStatic	-4532.43	8329.38
1074	616	Shell-Thick	SX165	CEDIMENTI	LinStatic	2893.61	10109.47
1074	616	Shell-Thick	SX152	CEDIMENTI	LinStatic	-999.90	9720.00
1074	616	Shell-Thick	SX153	CEDIMENTI	LinStatic	-19930.48	5627.90
1074	616	Shell-Thick	SX166	CEDIMENTI	LinStatic	-12097.74	6017.37
1075	617	Shell-Thick	SX147	CEDIMENTI	LinStatic	21168.52	5544.09
1075	617	Shell-Thick	SX134	CEDIMENTI	LinStatic	28443.65	5993.14
1075	617	Shell-Thick	SX135	CEDIMENTI	LinStatic	2849.04	10729.11
1075	617	Shell-Thick	SX148	CEDIMENTI	LinStatic	635.81	10280.06
1076	618	Shell-Thick	SX148	CEDIMENTI	LinStatic	4595.26	9879.31
1076	618	Shell-Thick	SX135	CEDIMENTI	LinStatic	3905.05	9567.20
1076	618	Shell-Thick	SX136	CEDIMENTI	LinStatic	-21995.97	6626.73
1076	618	Shell-Thick	SX149	CEDIMENTI	LinStatic	-16747.54	6938.84
1077	619	Shell-Thick	SX151	CEDIMENTI	LinStatic	16288.17	7154.87
1077	619	Shell-Thick	SX138	CEDIMENTI	LinStatic	21451.57	6392.15
1077	619	Shell-Thick	SX139	CEDIMENTI	LinStatic	-3710.45	9340.13
1077	619	Shell-Thick	SX152	CEDIMENTI	LinStatic	-4373.74	10102.86
1078	620	Shell-Thick	SX152	CEDIMENTI	LinStatic	-73.41	10140.04
1078	620	Shell-Thick	SX139	CEDIMENTI	LinStatic	-2101.56	10840.14
1078	620	Shell-Thick	SX140	CEDIMENTI	LinStatic	-27727.05	6068.18
1078	620	Shell-Thick	SX153	CEDIMENTI	LinStatic	-20800.44	5368.08
1079	621	Shell-Thick	SX134	CEDIMENTI	LinStatic	29567.16	5936.99
1079	621	Shell-Thick	SX121	CEDIMENTI	LinStatic	36530.27	5598.75
1079	621	Shell-Thick	SX122	CEDIMENTI	LinStatic	3845.07	10225.99
1079	621	Shell-Thick	SX135	CEDIMENTI	LinStatic	1889.42	10564.23
1080	622	Shell-Thick	SX135	CEDIMENTI	LinStatic	4930.26	9420.55
1080	622	Shell-Thick	SX122	CEDIMENTI	LinStatic	4784.37	9645.68
1080	622	Shell-Thick	SX123	CEDIMENTI	LinStatic	-28462.99	6831.08
1080	622	Shell-Thick	SX136	CEDIMENTI	LinStatic	-23142.71	6605.96
1081	623	Shell-Thick	SX138	CEDIMENTI	LinStatic	22705.86	6413.27
1081	623	Shell-Thick	SX125	CEDIMENTI	LinStatic	28187.66	7045.55
1081	623	Shell-Thick	SX126	CEDIMENTI	LinStatic	-4500.57	9824.08
1081	623	Shell-Thick	SX139	CEDIMENTI	LinStatic	-4782.81	9191.81
1082	624	Shell-Thick	SX139	CEDIMENTI	LinStatic	-1244.30	10628.96
1082	624	Shell-Thick	SX126	CEDIMENTI	LinStatic	-3552.03	10107.85
1082	624	Shell-Thick	SX127	CEDIMENTI	LinStatic	-35914.71	5590.45
1082	624	Shell-Thick	SX140	CEDIMENTI	LinStatic	-28750.94	6111.56
1083	625	Shell-Thick	SX121	CEDIMENTI	LinStatic	37709.95	5356.41
1083	625	Shell-Thick	SX108	CEDIMENTI	LinStatic	45156.07	5568.61
1083	625	Shell-Thick	SX109	CEDIMENTI	LinStatic	4470.35	10578.35
1083	625	Shell-Thick	SX122	CEDIMENTI	LinStatic	2532.40	10366.15
1084	626	Shell-Thick	SX122	CEDIMENTI	LinStatic	5707.65	9763.20
1084	626	Shell-Thick	SX109	CEDIMENTI	LinStatic	5383.58	9466.61
1084	626	Shell-Thick	SX110	CEDIMENTI	LinStatic	-35283.61	6173.12
1084	626	Shell-Thick	SX123	CEDIMENTI	LinStatic	-29772.49	6469.71
1085	627	Shell-Thick	SX125	CEDIMENTI	LinStatic	29406.62	6653.15
1085	627	Shell-Thick	SX112	CEDIMENTI	LinStatic	34847.09	6032.68
1085	627	Shell-Thick	SX113	CEDIMENTI	LinStatic	-5095.67	9359.75
1085	627	Shell-Thick	SX126	CEDIMENTI	LinStatic	-5381.00	9980.22
1086	628	Shell-Thick	SX126	CEDIMENTI	LinStatic	-2236.61	10333.32
1086	628	Shell-Thick	SX113	CEDIMENTI	LinStatic	-3938.09	10714.05
1086	628	Shell-Thick	SX114	CEDIMENTI	LinStatic	-44222.95	5664.02
1086	628	Shell-Thick	SX127	CEDIMENTI	LinStatic	-37072.96	5283.29
1087	629	Shell-Thick	SX108	CEDIMENTI	LinStatic	46361.10	5602.34
1087	629	Shell-Thick	SX95	CEDIMENTI	LinStatic	54124.27	5242.72
1087	629	Shell-Thick	SX96	CEDIMENTI	LinStatic	5400.06	9890.18



Autorità Portuale di Taranto
Interventi per il dragaggio di 2,3 M³ di sedimenti in area Molo Polisettoriale e per la realizzazione di un primo lotto della cassa di colmata funzionale all'ampliamento del V Sporgente del Porto di Taranto

Allegati alla relazione di calcolo strutturale allineamento "BC"

Data 05/2016
Rev. B
c.d.c.: C296A
514B

1087	629	Shell-Thick	SX109	CEDIMENTI	LinStatic	3164.45	10249.80
1088	630	Shell-Thick	SX109	CEDIMENTI	LinStatic	6576.74	9161.77
1088	630	Shell-Thick	SX96	CEDIMENTI	LinStatic	6276.67	9225.29
1088	630	Shell-Thick	SX97	CEDIMENTI	LinStatic	-42728.80	6167.15
1088	630	Shell-Thick	SX110	CEDIMENTI	LinStatic	-36718.59	6103.62
1089	631	Shell-Thick	SX112	CEDIMENTI	LinStatic	36370.81	5992.42
1089	631	Shell-Thick	SX99	CEDIMENTI	LinStatic	42488.82	6332.64
1089	631	Shell-Thick	SX100	CEDIMENTI	LinStatic	-5897.06	9377.93
1089	631	Shell-Thick	SX113	CEDIMENTI	LinStatic	-6301.24	9037.71
1090	632	Shell-Thick	SX113	CEDIMENTI	LinStatic	-2668.49	10334.21
1090	632	Shell-Thick	SX100	CEDIMENTI	LinStatic	-5095.59	9834.82
1090	632	Shell-Thick	SX101	CEDIMENTI	LinStatic	-53247.52	5262.95
1090	632	Shell-Thick	SX114	CEDIMENTI	LinStatic	-45356.89	5762.34
1091	633	Shell-Thick	SX95	CEDIMENTI	LinStatic	55409.92	4974.04
1091	633	Shell-Thick	SX82	CEDIMENTI	LinStatic	63762.72	4992.00
1091	633	Shell-Thick	SX83	CEDIMENTI	LinStatic	6141.14	9865.87
1091	633	Shell-Thick	SX96	CEDIMENTI	LinStatic	3798.22	9847.90
1092	634	Shell-Thick	SX96	CEDIMENTI	LinStatic	7422.44	9149.50
1092	634	Shell-Thick	SX83	CEDIMENTI	LinStatic	6772.38	8838.81
1092	634	Shell-Thick	SX84	CEDIMENTI	LinStatic	-50753.11	5498.27
1092	634	Shell-Thick	SX97	CEDIMENTI	LinStatic	-44325.57	5808.96
1093	635	Shell-Thick	SX99	CEDIMENTI	LinStatic	44010.47	5948.32
1093	635	Shell-Thick	SX86	CEDIMENTI	LinStatic	50399.62	5388.77
1093	635	Shell-Thick	SX87	CEDIMENTI	LinStatic	-6379.07	8751.11
1093	635	Shell-Thick	SX100	CEDIMENTI	LinStatic	-7011.45	9310.66
1094	636	Shell-Thick	SX100	CEDIMENTI	LinStatic	-3485.30	9828.13
1094	636	Shell-Thick	SX87	CEDIMENTI	LinStatic	-5651.26	9949.52
1094	636	Shell-Thick	SX88	CEDIMENTI	LinStatic	-62670.93	5062.15
1094	636	Shell-Thick	SX101	CEDIMENTI	LinStatic	-54527.64	4940.76
1095	637	Shell-Thick	SX82	CEDIMENTI	LinStatic	65111.94	4985.67
1095	637	Shell-Thick	SX69	CEDIMENTI	LinStatic	74001.92	4553.64
1095	637	Shell-Thick	SX70	CEDIMENTI	LinStatic	7356.57	8968.43
1095	637	Shell-Thick	SX83	CEDIMENTI	LinStatic	4527.30	9400.45
1096	638	Shell-Thick	SX83	CEDIMENTI	LinStatic	8133.29	8378.48
1096	638	Shell-Thick	SX70	CEDIMENTI	LinStatic	7035.23	8306.92
1096	638	Shell-Thick	SX71	CEDIMENTI	LinStatic	-59768.56	5316.35
1096	638	Shell-Thick	SX84	CEDIMENTI	LinStatic	-52438.49	5387.90
1097	639	Shell-Thick	SX86	CEDIMENTI	LinStatic	52149.86	5299.08
1097	639	Shell-Thick	SX73	CEDIMENTI	LinStatic	59580.43	5412.79
1097	639	Shell-Thick	SX74	CEDIMENTI	LinStatic	-6526.05	8366.77
1097	639	Shell-Thick	SX87	CEDIMENTI	LinStatic	-7740.97	8253.05
1098	640	Shell-Thick	SX87	CEDIMENTI	LinStatic	-4054.65	9413.46
1098	640	Shell-Thick	SX74	CEDIMENTI	LinStatic	-7104.94	8872.79
1098	640	Shell-Thick	SX75	CEDIMENTI	LinStatic	-73045.51	4560.55
1098	640	Shell-Thick	SX88	CEDIMENTI	LinStatic	-63967.32	5101.23
1099	641	Shell-Thick	SX69	CEDIMENTI	LinStatic	75443.78	4431.10
1099	641	Shell-Thick	SX56	CEDIMENTI	LinStatic	85360.30	4235.80
1099	641	Shell-Thick	SX57	CEDIMENTI	LinStatic	9133.27	8406.79
1099	641	Shell-Thick	SX70	CEDIMENTI	LinStatic	5575.12	8602.09
1100	642	Shell-Thick	SX70	CEDIMENTI	LinStatic	8411.12	7937.53
1100	642	Shell-Thick	SX57	CEDIMENTI	LinStatic	6217.84	7580.82
1100	642	Shell-Thick	SX58	CEDIMENTI	LinStatic	-69904.41	4670.93
1100	642	Shell-Thick	SX71	CEDIMENTI	LinStatic	-61539.86	5027.65
1101	643	Shell-Thick	SX73	CEDIMENTI	LinStatic	61272.19	5090.27
1101	643	Shell-Thick	SX60	CEDIMENTI	LinStatic	69537.26	4569.05
1101	643	Shell-Thick	SX61	CEDIMENTI	LinStatic	-5764.29	7485.08
1101	643	Shell-Thick	SX74	CEDIMENTI	LinStatic	-7894.13	8006.30
1102	644	Shell-Thick	SX74	CEDIMENTI	LinStatic	-5344.75	8557.09
1102	644	Shell-Thick	SX61	CEDIMENTI	LinStatic	-8661.99	8399.07
1102	644	Shell-Thick	SX62	CEDIMENTI	LinStatic	-84125.12	4176.54
1102	644	Shell-Thick	SX75	CEDIMENTI	LinStatic	-74498.63	4334.56
1103	645	Shell-Thick	SX56	CEDIMENTI	LinStatic	86864.58	4174.90
1103	645	Shell-Thick	SX43	CEDIMENTI	LinStatic	97532.76	3749.25
1103	645	Shell-Thick	SX44	CEDIMENTI	LinStatic	12251.49	7205.73
1103	645	Shell-Thick	SX57	CEDIMENTI	LinStatic	7524.71	7631.38
1104	646	Shell-Thick	SX57	CEDIMENTI	LinStatic	7773.66	6794.89
1104	646	Shell-Thick	SX44	CEDIMENTI	LinStatic	4089.18	6753.44
1104	646	Shell-Thick	SX45	CEDIMENTI	LinStatic	-81359.86	4604.72
1104	646	Shell-Thick	SX58	CEDIMENTI	LinStatic	-71586.01	4646.17
1105	647	Shell-Thick	SX60	CEDIMENTI	LinStatic	71250.33	4562.97
1105	647	Shell-Thick	SX47	CEDIMENTI	LinStatic	81001.59	4637.24
1105	647	Shell-Thick	SX48	CEDIMENTI	LinStatic	-3594.76	6738.82
1105	647	Shell-Thick	SX61	CEDIMENTI	LinStatic	-7306.20	6664.55
1106	648	Shell-Thick	SX61	CEDIMENTI	LinStatic	-7079.26	7563.88
1106	648	Shell-Thick	SX48	CEDIMENTI	LinStatic	-11859.06	7103.96
1106	648	Shell-Thick	SX49	CEDIMENTI	LinStatic	-96278.11	3663.36
1106	648	Shell-Thick	SX62	CEDIMENTI	LinStatic	-85603.97	4123.28
1107	649	Shell-Thick	SX43	CEDIMENTI	LinStatic	99117.84	3541.38
1107	649	Shell-Thick	SX30	CEDIMENTI	LinStatic	111238.23	3087.69
1107	649	Shell-Thick	SX31	CEDIMENTI	LinStatic	17944.94	6668.08
1107	649	Shell-Thick	SX44	CEDIMENTI	LinStatic	10877.95	7121.78


Autorità Portuale di Taranto

Interventi per il dragaggio di 2,3 M³ di sedimenti in area Molo Polisettoriale e per la realizzazione di un primo lotto della cassa di colmata funzionale all'ampliamento del V Sporgente del Porto di Taranto

Allegati alla relazione di calcolo strutturale allineamento "BC"

Data 05/2016
Rev. B
c.d.c.: C296A
514B

1108	650	Shell-Thick	SX44	CEDIMENTI	LinStatic	5487.43	6646.64
1108	650	Shell-Thick	SX31	CEDIMENTI	LinStatic	458.50	6142.86
1108	650	Shell-Thick	SX32	CEDIMENTI	LinStatic	-92879.66	4048.25
1108	650	Shell-Thick	SX45	CEDIMENTI	LinStatic	-82953.02	4552.03
1109	651	Shell-Thick	SX47	CEDIMENTI	LinStatic	82503.77	4560.35
1109	651	Shell-Thick	SX34	CEDIMENTI	LinStatic	92248.18	3950.03
1109	651	Shell-Thick	SX35	CEDIMENTI	LinStatic	-103.76	6070.04
1109	651	Shell-Thick	SX48	CEDIMENTI	LinStatic	-5002.97	6680.36
1110	652	Shell-Thick	SX48	CEDIMENTI	LinStatic	-10553.56	7092.35
1110	652	Shell-Thick	SX35	CEDIMENTI	LinStatic	-17470.86	6670.99
1110	652	Shell-Thick	SX36	CEDIMENTI	LinStatic	-109804.68	2933.02
1110	652	Shell-Thick	SX49	CEDIMENTI	LinStatic	-97896.18	3354.38
1111	653	Shell-Thick	SX30	CEDIMENTI	LinStatic	111858.51	3378.64
1111	653	Shell-Thick	SX17	CEDIMENTI	LinStatic	133899.90	2965.73
1111	653	Shell-Thick	SX18	CEDIMENTI	LinStatic	36732.09	3807.72
1111	653	Shell-Thick	SX31	CEDIMENTI	LinStatic	16960.40	4220.63
1112	654	Shell-Thick	SX31	CEDIMENTI	LinStatic	1122.27	3687.54
1112	654	Shell-Thick	SX18	CEDIMENTI	LinStatic	-9605.01	3149.32
1112	654	Shell-Thick	SX19	CEDIMENTI	LinStatic	-106767.30	3229.60
1112	654	Shell-Thick	SX32	CEDIMENTI	LinStatic	-93647.74	3767.82
1113	655	Shell-Thick	SX34	CEDIMENTI	LinStatic	93043.48	3672.93
1113	655	Shell-Thick	SX21	CEDIMENTI	LinStatic	105887.52	3293.26
1113	655	Shell-Thick	SX22	CEDIMENTI	LinStatic	9758.64	3219.43
1113	655	Shell-Thick	SX35	CEDIMENTI	LinStatic	-730.48	3599.09
1114	656	Shell-Thick	SX35	CEDIMENTI	LinStatic	-16488.75	4232.68
1114	656	Shell-Thick	SX22	CEDIMENTI	LinStatic	-35839.92	3736.40
1114	656	Shell-Thick	SX23	CEDIMENTI	LinStatic	-131989.33	2815.90
1114	656	Shell-Thick	SX36	CEDIMENTI	LinStatic	-110400.94	3312.18
1119	657	Shell-Thick	SX395	CEDIMENTI	LinStatic	46167.79	-610.64
1119	657	Shell-Thick	SX381	CEDIMENTI	LinStatic	37840.78	-28.65
1119	657	Shell-Thick	SX382	CEDIMENTI	LinStatic	113457.78	1525.63
1119	657	Shell-Thick	SX396	CEDIMENTI	LinStatic	124776.80	943.64
1120	658	Shell-Thick	SX396	CEDIMENTI	LinStatic	-109249.29	859.46
1120	658	Shell-Thick	SX382	CEDIMENTI	LinStatic	-97901.41	1856.29
1120	658	Shell-Thick	SX383	CEDIMENTI	LinStatic	-34551.72	250.89
1120	658	Shell-Thick	SX397	CEDIMENTI	LinStatic	-43026.46	-745.94
1121	659	Shell-Thick	SX399	CEDIMENTI	LinStatic	43166.47	-623.55
1121	659	Shell-Thick	SX385	CEDIMENTI	LinStatic	34765.34	122.01
1121	659	Shell-Thick	SX386	CEDIMENTI	LinStatic	98341.13	1705.29
1121	659	Shell-Thick	SX400	CEDIMENTI	LinStatic	109634.39	959.73
1122	660	Shell-Thick	SX400	CEDIMENTI	LinStatic	-124119.42	795.42
1122	660	Shell-Thick	SX386	CEDIMENTI	LinStatic	-112744.82	1624.61
1122	660	Shell-Thick	SX387	CEDIMENTI	LinStatic	-38037.56	51.15
1122	660	Shell-Thick	SX401	CEDIMENTI	LinStatic	-46434.25	-778.04
1140	661	Shell-Thick	SX239	CEDIMENTI	LinStatic	-52177.76	1149.87
1140	661	Shell-Thick	DX239	CEDIMENTI	LinStatic	51884.49	999.07
1140	661	Shell-Thick	DX226	CEDIMENTI	LinStatic	43469.22	1168.59
1140	661	Shell-Thick	SX226	CEDIMENTI	LinStatic	-44032.31	1319.39
1141	662	Shell-Thick	SX226	CEDIMENTI	LinStatic	-40875.23	1131.45
1141	662	Shell-Thick	DX226	CEDIMENTI	LinStatic	40312.55	1328.90
1141	662	Shell-Thick	DX213	CEDIMENTI	LinStatic	31836.89	1181.19
1141	662	Shell-Thick	SX213	CEDIMENTI	LinStatic	-31983.65	983.73
1142	663	Shell-Thick	SX213	CEDIMENTI	LinStatic	-28925.93	1237.36
1142	663	Shell-Thick	DX213	CEDIMENTI	LinStatic	28778.52	1036.60
1142	663	Shell-Thick	DX200	CEDIMENTI	LinStatic	19697.81	1097.52
1142	663	Shell-Thick	SX200	CEDIMENTI	LinStatic	-20154.30	1298.28
1143	664	Shell-Thick	SX200	CEDIMENTI	LinStatic	-16675.09	913.29
1143	664	Shell-Thick	DX200	CEDIMENTI	LinStatic	16219.44	1180.48
1143	664	Shell-Thick	DX187	CEDIMENTI	LinStatic	7253.02	1561.03
1143	664	Shell-Thick	SX187	CEDIMENTI	LinStatic	-7207.95	1293.83
1146	665	Shell-Thick	SX239	CEDIMENTI	LinStatic	-55035.05	1008.58
1146	665	Shell-Thick	SX252	CEDIMENTI	LinStatic	-63028.28	1138.18
1146	665	Shell-Thick	DX252	CEDIMENTI	LinStatic	62452.92	1267.88
1146	665	Shell-Thick	DX239	CEDIMENTI	LinStatic	54742.42	1138.28
1147	666	Shell-Thick	SX252	CEDIMENTI	LinStatic	-65896.27	1300.14
1147	666	Shell-Thick	SX265	CEDIMENTI	LinStatic	-73038.98	1107.25
1147	666	Shell-Thick	DX265	CEDIMENTI	LinStatic	72693.28	987.04
1147	666	Shell-Thick	DX252	CEDIMENTI	LinStatic	65320.29	1179.93
1148	667	Shell-Thick	SX265	CEDIMENTI	LinStatic	-75526.89	1026.21
1148	667	Shell-Thick	SX278	CEDIMENTI	LinStatic	-82155.31	1178.99
1148	667	Shell-Thick	DX278	CEDIMENTI	LinStatic	81592.02	1284.59
1148	667	Shell-Thick	DX265	CEDIMENTI	LinStatic	75181.27	1131.82
1149	668	Shell-Thick	SX278	CEDIMENTI	LinStatic	-68036.08	822.93
1149	668	Shell-Thick	SX291	CEDIMENTI	LinStatic	-77198.57	720.22
1149	668	Shell-Thick	DX291	CEDIMENTI	LinStatic	76906.01	626.13
1149	668	Shell-Thick	DX278	CEDIMENTI	LinStatic	67590.98	728.84
1150	669	Shell-Thick	SX291	CEDIMENTI	LinStatic	-79521.69	670.95
1150	669	Shell-Thick	SX304	CEDIMENTI	LinStatic	-88186.63	722.95
1150	669	Shell-Thick	DX304	CEDIMENTI	LinStatic	87754.18	804.83
1150	669	Shell-Thick	DX291	CEDIMENTI	LinStatic	79229.02	752.83
1151	670	Shell-Thick	SX304	CEDIMENTI	LinStatic	-90462.76	873.59

1151	670	Shell-Thick	SX317	CEDIMENTI	LinStatic	-98411.46	676.87
1151	670	Shell-Thick	DX317	CEDIMENTI	LinStatic	98079.17	608.44
1151	670	Shell-Thick	DX304	CEDIMENTI	LinStatic	90030.02	805.16
1152	671	Shell-Thick	SX317	CEDIMENTI	LinStatic	-100407.80	693.83
1152	671	Shell-Thick	SX330	CEDIMENTI	LinStatic	-107883.46	729.67
1152	671	Shell-Thick	DX330	CEDIMENTI	LinStatic	107484.64	778.20
1152	671	Shell-Thick	DX317	CEDIMENTI	LinStatic	100075.40	742.36
1153	672	Shell-Thick	SX330	CEDIMENTI	LinStatic	-109844.27	847.08
1153	672	Shell-Thick	SX343	CEDIMENTI	LinStatic	-116680.53	639.51
1153	672	Shell-Thick	DX343	CEDIMENTI	LinStatic	116330.53	598.44
1153	672	Shell-Thick	DX330	CEDIMENTI	LinStatic	109445.45	806.01
1154	673	Shell-Thick	SX343	CEDIMENTI	LinStatic	-118331.90	695.16
1154	673	Shell-Thick	SX356	CEDIMENTI	LinStatic	-124527.60	725.85
1154	673	Shell-Thick	DX356	CEDIMENTI	LinStatic	124151.40	751.77
1154	673	Shell-Thick	DX343	CEDIMENTI	LinStatic	117981.75	721.08
1155	674	Shell-Thick	SX356	CEDIMENTI	LinStatic	-126097.65	848.73
1155	674	Shell-Thick	SX369	CEDIMENTI	LinStatic	-131501.19	610.84
1155	674	Shell-Thick	DX369	CEDIMENTI	LinStatic	131095.33	612.17
1155	674	Shell-Thick	DX356	CEDIMENTI	LinStatic	125721.41	850.06
1156	675	Shell-Thick	SX369	CEDIMENTI	LinStatic	-132675.59	747.78
1156	675	Shell-Thick	SX382	CEDIMENTI	LinStatic	-137007.81	791.26
1156	675	Shell-Thick	DX382	CEDIMENTI	LinStatic	136589.79	803.29
1156	675	Shell-Thick	DX369	CEDIMENTI	LinStatic	132269.37	759.81
1157	676	Shell-Thick	SX382	CEDIMENTI	LinStatic	-138004.94	978.17
1157	676	Shell-Thick	SX396	CEDIMENTI	LinStatic	-140975.73	739.09
1157	676	Shell-Thick	DX395	CEDIMENTI	LinStatic	140606.82	713.12
1157	676	Shell-Thick	DX382	CEDIMENTI	LinStatic	137586.70	952.21
1158	677	Shell-Thick	SX396	CEDIMENTI	LinStatic	-141412.56	940.94
1158	677	Shell-Thick	SX409	CEDIMENTI	LinStatic	-142525.17	1041.91
1158	677	Shell-Thick	DX408	CEDIMENTI	LinStatic	142181.15	1031.97
1158	677	Shell-Thick	DX395	CEDIMENTI	LinStatic	141043.43	931.00
1177	678	Shell-Thick	SX243	CEDIMENTI	LinStatic	51905.61	1404.84
1177	678	Shell-Thick	SX230	CEDIMENTI	LinStatic	44314.50	1580.08
1177	678	Shell-Thick	DX230	CEDIMENTI	LinStatic	-43243.29	921.81
1177	678	Shell-Thick	DX243	CEDIMENTI	LinStatic	-52210.12	746.58
1178	679	Shell-Thick	SX230	CEDIMENTI	LinStatic	41191.53	411.14
1178	679	Shell-Thick	SX217	CEDIMENTI	LinStatic	30873.29	206.65
1178	679	Shell-Thick	DX217	CEDIMENTI	LinStatic	-33087.96	1835.35
1178	679	Shell-Thick	DX230	CEDIMENTI	LinStatic	-40122.94	2039.84
1179	680	Shell-Thick	SX217	CEDIMENTI	LinStatic	27833.11	1606.99
1179	680	Shell-Thick	SX204	CEDIMENTI	LinStatic	19816.78	1739.69
1179	680	Shell-Thick	DX204	CEDIMENTI	LinStatic	-20206.18	787.46
1179	680	Shell-Thick	DX217	CEDIMENTI	LinStatic	-30048.80	654.76
1180	681	Shell-Thick	SX204	CEDIMENTI	LinStatic	16344.32	817.95
1180	681	Shell-Thick	SX191	CEDIMENTI	LinStatic	7085.72	1241.32
1180	681	Shell-Thick	DX191	CEDIMENTI	LinStatic	-7575.69	1526.31
1180	681	Shell-Thick	DX204	CEDIMENTI	LinStatic	-16734.93	1102.95
1185	682	Shell-Thick	SX413	CEDIMENTI	LinStatic	142314.17	1045.10
1185	682	Shell-Thick	SX400	CEDIMENTI	LinStatic	141196.91	940.93
1185	682	Shell-Thick	DX399	CEDIMENTI	LinStatic	-141170.48	924.97
1185	682	Shell-Thick	DX412	CEDIMENTI	LinStatic	-142302.26	1029.13
1186	683	Shell-Thick	SX400	CEDIMENTI	LinStatic	140759.28	710.23
1186	683	Shell-Thick	SX386	CEDIMENTI	LinStatic	137761.46	951.16
1186	683	Shell-Thick	DX386	CEDIMENTI	LinStatic	-137741.76	977.49
1186	683	Shell-Thick	DX399	CEDIMENTI	LinStatic	-140733.33	736.56
1187	684	Shell-Thick	SX386	CEDIMENTI	LinStatic	136762.79	815.04
1187	684	Shell-Thick	SX373	CEDIMENTI	LinStatic	132448.36	769.48
1187	684	Shell-Thick	DX373	CEDIMENTI	LinStatic	-132409.00	723.90
1187	684	Shell-Thick	DX386	CEDIMENTI	LinStatic	-136742.72	769.46
1188	685	Shell-Thick	SX373	CEDIMENTI	LinStatic	131271.94	574.97
1188	685	Shell-Thick	SX360	CEDIMENTI	LinStatic	125870.77	812.72
1188	685	Shell-Thick	DX360	CEDIMENTI	LinStatic	-125859.84	877.81
1188	685	Shell-Thick	DX373	CEDIMENTI	LinStatic	-131233.01	640.07
1189	686	Shell-Thick	SX360	CEDIMENTI	LinStatic	124298.11	770.67
1189	686	Shell-Thick	SX347	CEDIMENTI	LinStatic	118136.45	737.27
1189	686	Shell-Thick	DX347	CEDIMENTI	LinStatic	-118089.53	656.97
1189	686	Shell-Thick	DX360	CEDIMENTI	LinStatic	-124286.93	690.36
1190	687	Shell-Thick	SX347	CEDIMENTI	LinStatic	116482.91	564.57
1190	687	Shell-Thick	SX334	CEDIMENTI	LinStatic	109605.65	773.49
1190	687	Shell-Thick	DX334	CEDIMENTI	LinStatic	-109595.39	869.34
1190	687	Shell-Thick	DX347	CEDIMENTI	LinStatic	-116436.13	660.42
1191	688	Shell-Thick	SX334	CEDIMENTI	LinStatic	107642.41	794.39
1191	688	Shell-Thick	SX321	CEDIMENTI	LinStatic	100225.75	755.87
1191	688	Shell-Thick	DX321	CEDIMENTI	LinStatic	-100171.23	650.26
1191	688	Shell-Thick	DX334	CEDIMENTI	LinStatic	-107632.21	688.78
1192	689	Shell-Thick	SX321	CEDIMENTI	LinStatic	98227.64	578.65
1192	689	Shell-Thick	SX308	CEDIMENTI	LinStatic	90214.30	776.46
1192	689	Shell-Thick	DX308	CEDIMENTI	LinStatic	-90190.84	888.84
1192	689	Shell-Thick	DX321	CEDIMENTI	LinStatic	-98172.84	691.03
1193	690	Shell-Thick	SX308	CEDIMENTI	LinStatic	87936.85	800.79
1193	690	Shell-Thick	SX295	CEDIMENTI	LinStatic	79359.40	744.92



Autorità Portuale di Taranto
 Interventi per il dragaggio di 2,3 M³ di sedimenti in area Molo Polisettoriale e per la realizzazione di un primo lotto della cassa di colmata funzionale all'ampliamento del V Sporgente del Porto di Taranto

Allegati alla relazione di calcolo strutturale allineamento "BC"

Data 05/2016
 Rev. B
 c.d.c.: C296A
 514B

1193	690	Shell-Thick	DX295	CEDIMENTI	LinStatic	-79309.17	639.90
1193	690	Shell-Thick	DX308	CEDIMENTI	LinStatic	-87914.08	695.77
1194	691	Shell-Thick	SX295	CEDIMENTI	LinStatic	77037.50	616.50
1194	691	Shell-Thick	SX282	CEDIMENTI	LinStatic	67806.47	726.62
1194	691	Shell-Thick	DX282	CEDIMENTI	LinStatic	-67741.25	816.60
1194	691	Shell-Thick	DX295	CEDIMENTI	LinStatic	-76985.92	706.49
1195	692	Shell-Thick	SX282	CEDIMENTI	LinStatic	81880.29	1228.55
1195	692	Shell-Thick	SX269	CEDIMENTI	LinStatic	75323.53	1062.98
1195	692	Shell-Thick	DX269	CEDIMENTI	LinStatic	-75321.18	1041.83
1195	692	Shell-Thick	DX282	CEDIMENTI	LinStatic	-81797.36	1207.40
1196	693	Shell-Thick	SX269	CEDIMENTI	LinStatic	72846.67	1075.49
1196	693	Shell-Thick	SX256	CEDIMENTI	LinStatic	65718.57	1274.58
1196	693	Shell-Thick	DX256	CEDIMENTI	LinStatic	-65455.36	1205.10
1196	693	Shell-Thick	DX269	CEDIMENTI	LinStatic	-72841.22	1006.01
1197	694	Shell-Thick	SX256	CEDIMENTI	LinStatic	62868.18	1038.05
1197	694	Shell-Thick	SX243	CEDIMENTI	LinStatic	54736.29	887.94
1197	694	Shell-Thick	DX243	CEDIMENTI	LinStatic	-55046.58	1183.94
1197	694	Shell-Thick	DX256	CEDIMENTI	LinStatic	-62608.67	1334.04
1202	695	Shell-Thick	SX85	CEDIMENTI	LinStatic	-80669.97	-246.58
1202	695	Shell-Thick	SX72	CEDIMENTI	LinStatic	-90236.70	-238.84
1202	695	Shell-Thick	DX72	CEDIMENTI	LinStatic	90300.67	-233.58
1202	695	Shell-Thick	DX85	CEDIMENTI	LinStatic	80689.93	-241.32
1203	696	Shell-Thick	SX72	CEDIMENTI	LinStatic	-94052.68	-184.02
1203	696	Shell-Thick	SX59	CEDIMENTI	LinStatic	-103651.64	-264.60
1203	696	Shell-Thick	DX59	CEDIMENTI	LinStatic	103682.94	-262.58
1203	696	Shell-Thick	DX72	CEDIMENTI	LinStatic	94113.61	-182.00
1204	697	Shell-Thick	SX59	CEDIMENTI	LinStatic	-107400.14	-206.81
1204	697	Shell-Thick	SX46	CEDIMENTI	LinStatic	-116993.74	-223.64
1204	697	Shell-Thick	DX46	CEDIMENTI	LinStatic	117068.53	-221.48
1204	697	Shell-Thick	DX59	CEDIMENTI	LinStatic	107433.53	-204.65
1205	698	Shell-Thick	SX46	CEDIMENTI	LinStatic	-120765.24	-169.91
1205	698	Shell-Thick	SX33	CEDIMENTI	LinStatic	-130517.39	-239.87
1205	698	Shell-Thick	DX33	CEDIMENTI	LinStatic	130585.07	-241.22
1205	698	Shell-Thick	DX46	CEDIMENTI	LinStatic	120836.87	-171.27
1206	699	Shell-Thick	SX33	CEDIMENTI	LinStatic	-134304.85	-196.38
1206	699	Shell-Thick	SX20	CEDIMENTI	LinStatic	-144378.70	-262.30
1206	699	Shell-Thick	DX20	CEDIMENTI	LinStatic	144519.09	-276.89
1206	699	Shell-Thick	DX33	CEDIMENTI	LinStatic	134376.36	-210.98
1208	700	Shell-Thick	SX163	CEDIMENTI	LinStatic	1673.30	-414.58
1208	700	Shell-Thick	SX150	CEDIMENTI	LinStatic	-8343.88	-293.18
1208	700	Shell-Thick	DX150	CEDIMENTI	LinStatic	8471.38	-333.63
1208	700	Shell-Thick	DX163	CEDIMENTI	LinStatic	-1695.62	-455.03
1209	701	Shell-Thick	SX150	CEDIMENTI	LinStatic	-12466.97	-301.44
1209	701	Shell-Thick	SX137	CEDIMENTI	LinStatic	-22442.87	-409.30
1209	701	Shell-Thick	DX137	CEDIMENTI	LinStatic	22438.54	-380.22
1209	701	Shell-Thick	DX150	CEDIMENTI	LinStatic	12593.44	-272.37
1210	702	Shell-Thick	SX137	CEDIMENTI	LinStatic	-26396.08	-349.69
1210	702	Shell-Thick	SX124	CEDIMENTI	LinStatic	-36124.13	-275.13
1210	702	Shell-Thick	DX124	CEDIMENTI	LinStatic	36220.03	-293.06
1210	702	Shell-Thick	DX137	CEDIMENTI	LinStatic	26392.58	-367.63
1211	703	Shell-Thick	SX124	CEDIMENTI	LinStatic	-40109.87	-259.76
1211	703	Shell-Thick	SX111	CEDIMENTI	LinStatic	-49852.54	-346.09
1211	703	Shell-Thick	DX111	CEDIMENTI	LinStatic	49858.59	-331.94
1211	703	Shell-Thick	DX124	CEDIMENTI	LinStatic	40204.83	-245.60
1212	704	Shell-Thick	SX111	CEDIMENTI	LinStatic	-53721.09	-296.26
1212	704	Shell-Thick	SX98	CEDIMENTI	LinStatic	-63329.40	-255.48
1212	704	Shell-Thick	DX98	CEDIMENTI	LinStatic	63411.87	-260.11
1212	704	Shell-Thick	DX111	CEDIMENTI	LinStatic	53728.37	-300.89
1213	705	Shell-Thick	SX98	CEDIMENTI	LinStatic	-67223.14	-219.65
1213	705	Shell-Thick	SX85	CEDIMENTI	LinStatic	-76865.42	-298.80
1213	705	Shell-Thick	DX85	CEDIMENTI	LinStatic	76883.71	-291.89
1213	705	Shell-Thick	DX98	CEDIMENTI	LinStatic	67303.87	-212.74
1214	706	Shell-Thick	SX241	CEDIMENTI	LinStatic	58750.02	370.87
1214	706	Shell-Thick	SX228	CEDIMENTI	LinStatic	52822.32	550.78
1214	706	Shell-Thick	DX228	CEDIMENTI	LinStatic	-52559.64	156.80
1214	706	Shell-Thick	DX241	CEDIMENTI	LinStatic	-59225.45	-23.12
1215	707	Shell-Thick	SX228	CEDIMENTI	LinStatic	50260.80	190.72
1215	707	Shell-Thick	SX215	CEDIMENTI	LinStatic	43794.99	32.97
1215	707	Shell-Thick	DX215	CEDIMENTI	LinStatic	-44001.58	326.94
1215	707	Shell-Thick	DX228	CEDIMENTI	LinStatic	-49997.55	484.70
1216	708	Shell-Thick	SX215	CEDIMENTI	LinStatic	41428.29	367.29
1216	708	Shell-Thick	SX202	CEDIMENTI	LinStatic	35697.72	565.44
1216	708	Shell-Thick	DX202	CEDIMENTI	LinStatic	-35157.24	174.59
1216	708	Shell-Thick	DX215	CEDIMENTI	LinStatic	-41635.33	-23.55
1217	709	Shell-Thick	SX202	CEDIMENTI	LinStatic	33221.14	186.58
1217	709	Shell-Thick	SX189	CEDIMENTI	LinStatic	27057.42	-45.40
1217	709	Shell-Thick	DX189	CEDIMENTI	LinStatic	-27316.35	369.13
1217	709	Shell-Thick	DX202	CEDIMENTI	LinStatic	-32679.08	601.11
1218	710	Shell-Thick	SX189	CEDIMENTI	LinStatic	24928.87	416.08
1218	710	Shell-Thick	SX176	CEDIMENTI	LinStatic	19756.79	678.31
1218	710	Shell-Thick	DX176	CEDIMENTI	LinStatic	-19735.58	238.21


Autorità Portuale di Taranto

Interventi per il dragaggio di 2,3 M³ di sedimenti in area Molo Polisettoriale e per la realizzazione di un primo lotto della cassa di colmata funzionale all'ampliamento del V Sporgente del Porto di Taranto

Allegati alla relazione di calcolo strutturale allineamento "BC"

Data 05/2016
Rev. B
c.d.c.: C296A
514B

1218	710	Shell-Thick	DX189	CEDIMENTI	LinStatic	-25190.44	-24.02
1219	711	Shell-Thick	SX176	CEDIMENTI	LinStatic	16378.72	-282.10
1219	711	Shell-Thick	SX163	CEDIMENTI	LinStatic	5784.71	-494.14
1219	711	Shell-Thick	DX163	CEDIMENTI	LinStatic	-5807.40	-516.36
1219	711	Shell-Thick	DX176	CEDIMENTI	LinStatic	-16356.30	-304.33
1222	712	Shell-Thick	SX411	CEDIMENTI	LinStatic	136378.77	985.42
1222	712	Shell-Thick	SX398	CEDIMENTI	LinStatic	135264.84	865.13
1222	712	Shell-Thick	DX397	CEDIMENTI	LinStatic	-135345.02	863.35
1222	712	Shell-Thick	DX410	CEDIMENTI	LinStatic	-136457.59	983.63
1223	713	Shell-Thick	SX398	CEDIMENTI	LinStatic	134818.32	569.71
1223	713	Shell-Thick	SX384	CEDIMENTI	LinStatic	132007.58	777.43
1223	713	Shell-Thick	DX384	CEDIMENTI	LinStatic	-132101.94	788.36
1223	713	Shell-Thick	DX397	CEDIMENTI	LinStatic	-134899.22	580.64
1224	714	Shell-Thick	SX384	CEDIMENTI	LinStatic	130997.83	551.75
1224	714	Shell-Thick	SX371	CEDIMENTI	LinStatic	126946.55	453.18
1224	714	Shell-Thick	DX371	CEDIMENTI	LinStatic	-127042.37	445.99
1224	714	Shell-Thick	DX384	CEDIMENTI	LinStatic	-131091.66	544.56
1225	715	Shell-Thick	SX371	CEDIMENTI	LinStatic	125782.73	263.60
1225	715	Shell-Thick	SX358	CEDIMENTI	LinStatic	120826.52	446.39
1225	715	Shell-Thick	DX358	CEDIMENTI	LinStatic	-120905.76	450.73
1225	715	Shell-Thick	DX371	CEDIMENTI	LinStatic	-125878.93	267.94
1226	716	Shell-Thick	SX358	CEDIMENTI	LinStatic	119298.42	295.14
1226	716	Shell-Thick	SX345	CEDIMENTI	LinStatic	113635.48	211.13
1226	716	Shell-Thick	DX345	CEDIMENTI	LinStatic	-113732.90	207.04
1226	716	Shell-Thick	DX358	CEDIMENTI	LinStatic	-119377.19	291.05
1227	717	Shell-Thick	SX345	CEDIMENTI	LinStatic	112057.68	79.97
1227	717	Shell-Thick	SX332	CEDIMENTI	LinStatic	105877.55	243.63
1227	717	Shell-Thick	DX332	CEDIMENTI	LinStatic	-105941.23	243.01
1227	717	Shell-Thick	DX345	CEDIMENTI	LinStatic	-112155.29	79.36
1228	718	Shell-Thick	SX332	CEDIMENTI	LinStatic	104032.60	120.27
1228	718	Shell-Thick	SX319	CEDIMENTI	LinStatic	97357.29	40.75
1228	718	Shell-Thick	DX319	CEDIMENTI	LinStatic	-97485.92	57.13
1228	718	Shell-Thick	DX332	CEDIMENTI	LinStatic	-104096.01	136.64
1229	719	Shell-Thick	SX319	CEDIMENTI	LinStatic	95503.87	-40.63
1229	719	Shell-Thick	SX306	CEDIMENTI	LinStatic	88489.23	111.37
1229	719	Shell-Thick	DX306	CEDIMENTI	LinStatic	-88520.61	79.74
1229	719	Shell-Thick	DX319	CEDIMENTI	LinStatic	-95632.51	-72.26
1230	720	Shell-Thick	SX306	CEDIMENTI	LinStatic	86398.93	-36.22
1230	720	Shell-Thick	SX293	CEDIMENTI	LinStatic	78845.87	-122.13
1230	720	Shell-Thick	DX293	CEDIMENTI	LinStatic	-79030.68	-58.50
1230	720	Shell-Thick	DX306	CEDIMENTI	LinStatic	-86430.25	27.41
1231	721	Shell-Thick	SX293	CEDIMENTI	LinStatic	76744.67	-154.95
1231	721	Shell-Thick	SX280	CEDIMENTI	LinStatic	68873.76	-0.53
1231	721	Shell-Thick	DX280	CEDIMENTI	LinStatic	-68877.82	-83.74
1231	721	Shell-Thick	DX293	CEDIMENTI	LinStatic	-76929.21	-238.15
1232	722	Shell-Thick	SX280	CEDIMENTI	LinStatic	83522.77	403.79
1232	722	Shell-Thick	SX267	CEDIMENTI	LinStatic	77927.39	282.75
1232	722	Shell-Thick	DX267	CEDIMENTI	LinStatic	-78209.01	423.33
1232	722	Shell-Thick	DX280	CEDIMENTI	LinStatic	-83522.82	544.36
1233	723	Shell-Thick	SX267	CEDIMENTI	LinStatic	75769.41	350.42
1233	723	Shell-Thick	SX254	CEDIMENTI	LinStatic	70043.20	527.92
1233	723	Shell-Thick	DX254	CEDIMENTI	LinStatic	-69935.31	323.35
1233	723	Shell-Thick	DX267	CEDIMENTI	LinStatic	-76050.39	145.85
1234	724	Shell-Thick	SX254	CEDIMENTI	LinStatic	67589.39	197.47
1234	724	Shell-Thick	SX241	CEDIMENTI	LinStatic	61130.19	64.44
1234	724	Shell-Thick	DX241	CEDIMENTI	LinStatic	-61605.91	381.31
1234	724	Shell-Thick	DX254	CEDIMENTI	LinStatic	-67481.51	514.34

2.3 TABULATI DI INPUT ED OUTPUT SEZIONE 7

SAP2000 v14.0.0 5.13.16 19:12:49

Table: Active Degrees of Freedom

UX	UY	UZ	RX	RY	RZ
No	Yes	No	Yes	No	Yes

Table: Analysis Options

Solver	SolverProc	Force32Bit	StiffCase	GeomMod
Advanced	Auto	No	None	No

Table: Area Section Properties, Part 1 of 4

Section	Material	MatAngle Degrees	AreaType	Type	DrillDOF	Thickness m	BendThick m	Arc Degrees
DAIFRAMMAALTO	STEEL	0.000	Shell	Shell-Thick	Yes	0.016000	0.016000	
DIAFRAMMA_BASE	STEEL	0.000	Shell	Shell-Thick	Yes	0.024000	0.024000	
DIAFRAMMA_MEDIO	STEEL	0.000	Shell	Shell-Thick	Yes	0.020000	0.020000	
PIATTIINT_BASE	STEEL	0.000	Shell	Shell-Thick	Yes	0.020000	0.020000	

Table: Area Section Properties, Part 2 of 4

Section	InComp	CoordSys	Color	TotalWt KN	TotalMass KN-s2/m	F11Mod	F22Mod
DAIFRAMMAALTO			Red	218.556	21.86	1.000000	1.000000
DIAFRAMMA_BASE			Red	366.723	36.67	1.000000	1.000000
DIAFRAMMA_MEDIO			Red	250.233	25.02	1.000000	1.000000
PIATTIINT_BASE			Red	66.694	6.67	1.000000	1.000000

Table: Area Section Properties, Part 3 of 4

Section	F12Mod	M11Mod	M22Mod	M12Mod	V13Mod	V23Mod	MMod	WMod
DAIFRAMMAALTO	1.000000	1.000000	1.000000	1.000000	1.000000	1.000000	1.000000	1.000000
DIAFRAMMA_BASE	1.000000	1.000000	1.000000	1.000000	1.000000	1.000000	1.000000	1.000000
DIAFRAMMA_MEDIO	1.000000	1.000000	1.000000	1.000000	1.000000	1.000000	1.000000	1.000000
PIATTIINT_BASE	1.000000	1.000000	1.000000	1.000000	1.000000	1.000000	1.000000	1.000000

Table: Area Section Properties, Part 4 of 4

Section	GUID	Notes
DAIFRAMMAALTO		
DIAFRAMMA_BASE		
DIAFRAMMA_MEDIO		
PIATTIINT_BASE		

Table: Area Section Property Design Parameters

Section	RebarMat	RebarOpt
DAIFRAMMAALTO	None	Default
DIAFRAMMA_BASE	None	Default
DIAFRAMMA_MEDIO	None	Default
PIATTIINT_BASE	None	Default

Table: Case - Static 1 - Load Assignments



Autorità Portuale di Taranto
Interventi per il dragaggio di 2,3 M³ di sedimenti in area Molo Polisettoriale e per la realizzazione di un primo lotto della cassa di colmata funzionale all'ampliamento del V Sporgente del Porto di Taranto

Allegati alla relazione di calcolo strutturale allineamento "BC"

Data 05/2016
Rev. B
c.d.c.: C296A
514B

Case	LoadType	LoadName	LoadSF
DEAD	Load pattern	DEAD	1.000000
CEDIMENTI	Load pattern	CEDIMENTI	1.000000
SP_EST_1	Load pattern	SP_EST_1	1.000000
SPINTAINT_F	Load pattern	SPINTA_INT_F	1.000000
SP_EST_2	Load pattern	SP_EST_2	1.000000
SP_EST_3	Load pattern	SP_EST_3	1.000000
SLU_1-NL	Load pattern	SP_EST_1	1.350000
SLU_1-NL	Load pattern	SPINTA_INT_F	1.350000
SLU_2-NL	Load pattern	SP_EST_2	1.000000
SLU_2-NL	Load pattern	SPINTA_INT_F	1.000000
SLU_5-NL	Load pattern	SP_EST_5	1.000000
SLU_5-NL	Load pattern	SPINTA_INT_0	1.000000
SPINTA_INT_0	Load pattern	SPINTA_INT_0	1.000000
SP_EST_4	Load pattern	SP_EST_4	1.000000
SP_EST_5	Load pattern	SP_EST_5	1.000000
SLU_3-NL	Load pattern	SP_EST_3	1.000000
SLU_3-NL	Load pattern	SPINTA_INT_0	1.000000
SLU_4-NL	Load pattern	SP_EST_4	1.000000
SLU_4-NL	Load pattern	SPINTA_INT_0	1.000000

Table: Combination Definitions, Part 1 of 3

ComboName	ComboType	AutoDesign	CaseType	CaseName	ScaleFactor	SteelDesign
SLU_ENV_NL	Envelope	No	NonLin Static	SLU_2-NL	1.000000	No
SLU_ENV_NL			NonLin Static	SLU_3-NL	1.000000	
SLE_NL	Envelope	No	NonLin Static	SLU_3-NL	0.740000	No

Table: Combination Definitions, Part 2 of 3

ComboName	CaseName	ConcDesign	AlumDesign	ColdDesign	GUID
SLU_ENV_NL	SLU_2-NL	No	No	No	
SLU_ENV_NL	SLU_3-NL				
SLE_NL	SLU_3-NL	No	No	No	

Table: Combination Definitions, Part 3 of 3

ComboName	CaseName	Notes
SLU_ENV_NL	SLU_2-NL	
SLU_ENV_NL	SLU_3-NL	
SLE_NL	SLU_3-NL	

Table: Coordinate Systems

Name	Type	X m	Y m	Z m	AboutZ Degrees	AboutY Degrees	AboutX Degrees
GLOBAL	Cartesian	0.00000	0.00000	0.00000	0.000	0.000	0.000

Table: Database Format Types

UnitsCurr	OverrideE
Yes	No

Table: Element Stresses - Area Shells

Area	AreaElem	Joint	OutputCase	StepType	S11Top KN/m2	S22Top KN/m2	S12Top KN/m2	S13Avg KN/m2	S23Avg KN/m2
1	1	SX13	SLU_ENV_NL	Max	-2141.41	4782.54	-1262.08	1741.95	-45.33
1	1	SX26	SLU_ENV_NL	Max	2444.44	5643.82	12190.08	623.93	-45.33
1	1	SX25	SLU_ENV_NL	Max	-27993.63	-6912.88	11282.92	623.93	89.60
1	1	SX12	SLU_ENV_NL	Max	-33929.52	-8072.26	-1794.89	1741.95	89.60
1	1	SX13	SLU_ENV_NL	Min	-3954.03	3176.82	-2732.86	1113.92	-78.19
1	1	SX26	SLU_ENV_NL	Min	1657.32	3694.83	7572.16	465.09	-78.19



Autorità Portuale di Taranto
Interventi per il dragaggio di 2,3 M³ di sedimenti in area Molo Polisettoriale e per la realizzazione di un primo lotto della cassa di colmata funzionale all'ampliamento del V Sporgente del Porto di Taranto

Allegati alla relazione di calcolo strutturale allineamento "BC"

Data 05/2016
Rev. B
c.d.c.: C296A
514B



1	1	SX25	SLU_ENV_NL	Min	-41695.25	-10493.96	7039.36	465.09	52.04
1	1	SX12	SLU_ENV_NL	Min	-51870.53	-12486.53	-3640.03	1113.92	52.04
1	1	SX13	SLE_NL	Max	-1584.65	2350.85	-933.94	824.30	-33.55
1	1	SX26	SLE_NL	Max	1226.42	2734.18	5603.40	344.16	-33.55
1	1	SX25	SLE_NL	Max	-20715.28	-5115.53	5209.12	344.16	38.51
1	1	SX12	SLE_NL	Max	-25107.84	-5973.47	-1328.22	824.30	38.51
1	1	SX13	SLE_NL	Min	-1584.65	2350.85	-933.94	824.30	-33.55
1	1	SX26	SLE_NL	Min	1226.42	2734.18	5603.40	344.16	-33.55
1	1	SX25	SLE_NL	Min	-20715.28	-5115.53	5209.12	344.16	38.51
1	1	SX12	SLE_NL	Min	-25107.84	-5973.47	-1328.22	824.30	38.51
3	2	DX380	SLU_ENV_NL	Max	-13795.84	-4259.57	172.21	1542.72	-786.30
3	2	DX367	SLU_ENV_NL	Max	-12902.82	-4114.41	-540.54	-816.95	-786.30
3	2	DX368	SLU_ENV_NL	Max	17668.22	5830.67	-71.08	-816.95	1254.19
3	2	DX381	SLU_ENV_NL	Max	19699.49	6582.66	1146.10	1542.72	1254.19
3	2	DX380	SLU_ENV_NL	Min	-31549.33	-9297.33	-439.76	1015.60	-1248.01
3	2	DX367	SLU_ENV_NL	Min	-31939.13	-9763.32	-1656.93	-1370.09	-1248.01
3	2	DX368	SLU_ENV_NL	Min	-6460.11	-757.38	-224.59	-1370.09	787.92
3	2	DX381	SLU_ENV_NL	Min	-1354.30	1096.36	488.16	1015.60	787.92
3	2	DX380	SLE_NL	Max	-23346.50	-6880.02	-325.42	1141.61	-923.53
3	2	DX367	SLE_NL	Max	-23634.95	-7224.86	-1226.13	-1013.87	-923.53
3	2	DX368	SLE_NL	Max	-4780.48	-560.46	-52.60	-1013.87	928.10
3	2	DX381	SLE_NL	Max	-1002.18	811.30	848.12	1141.61	928.10
3	2	DX380	SLE_NL	Min	-23346.50	-6880.02	-325.42	1141.61	-923.53
3	2	DX367	SLE_NL	Min	-23634.95	-7224.86	-1226.13	-1013.87	-923.53
3	2	DX368	SLE_NL	Min	-4780.48	-560.46	-52.60	-1013.87	928.10
3	2	DX381	SLE_NL	Min	-1002.18	811.30	848.12	1141.61	928.10
4	920	DX174	SLU_ENV_NL	Max	21672.54	7051.92	25997.52	3222.02	3968.51
4	920	SX174	SLU_ENV_NL	Max	-23271.32	-7502.00	21836.57	3222.02	-3707.69
4	920	SX187	SLU_ENV_NL	Max	-29937.79	-8467.04	13874.59	-3278.60	-3707.69
4	920	DX187	SLU_ENV_NL	Max	23814.49	6631.62	18035.54	-3278.60	3968.51
4	920	DX174	SLU_ENV_NL	Min	21406.32	6934.62	15097.56	3000.66	3701.84
4	920	SX174	SLU_ENV_NL	Min	-23292.36	-7531.20	14996.55	3000.66	-3967.19
4	920	SX187	SLU_ENV_NL	Min	-32810.70	-9293.41	591.43	-3503.16	-3967.19
4	920	DX187	SLU_ENV_NL	Min	21829.69	5998.75	692.43	-3503.16	3701.84
4	920	DX174	SLE_NL	Max	15840.67	5131.62	19238.17	2220.49	2739.36
4	920	SX174	SLE_NL	Max	-17236.35	-5551.48	16159.06	2220.49	-2743.69
4	920	SX187	SLE_NL	Max	-22153.97	-6265.61	10267.20	-2426.17	-2743.69
4	920	DX187	SLE_NL	Max	17622.72	4907.40	13346.30	-2426.17	2739.36
4	920	DX174	SLE_NL	Min	15840.67	5131.62	19238.17	2220.49	2739.36
4	920	SX174	SLE_NL	Min	-17236.35	-5551.48	16159.06	2220.49	-2743.69
4	920	SX187	SLE_NL	Min	-22153.97	-6265.61	10267.20	-2426.17	-2743.69
4	920	DX187	SLE_NL	Min	17622.72	4907.40	13346.30	-2426.17	2739.36
5	3	DX383	SLU_ENV_NL	Max	-15723.23	-3973.96	-244.39	-988.54	1427.51
5	3	DX370	SLU_ENV_NL	Max	-18172.08	-5000.45	117.55	1860.94	1427.51
5	3	DX371	SLU_ENV_NL	Max	38463.60	11412.12	361.61	1860.94	-970.08
5	3	DX384	SLU_ENV_NL	Max	36253.91	11079.26	-25.68	-988.54	-970.08
5	3	DX383	SLU_ENV_NL	Min	-25055.83	-7105.75	-499.39	-1463.64	972.93
5	3	DX370	SLU_ENV_NL	Min	-28207.33	-8369.75	-75.04	1276.02	972.93
5	3	DX371	SLU_ENV_NL	Min	30048.51	8675.67	143.67	1276.02	-1425.02
5	3	DX384	SLU_ENV_NL	Min	28659.77	8718.71	-255.33	-1463.64	-1425.02
5	3	DX383	SLE_NL	Max	-18541.31	-5258.25	-180.85	-1083.10	1056.35
5	3	DX370	SLE_NL	Max	-20873.42	-6193.62	-55.53	1377.10	1056.35
5	3	DX371	SLE_NL	Max	28463.07	8444.97	106.31	1377.10	-1054.52
5	3	DX384	SLE_NL	Max	26827.89	8198.65	-19.01	-1083.10	-1054.52
5	3	DX383	SLE_NL	Min	-18541.31	-5258.25	-180.85	-1083.10	1056.35
5	3	DX370	SLE_NL	Min	-20873.42	-6193.62	-55.53	1377.10	1056.35
5	3	DX371	SLE_NL	Min	28463.07	8444.97	106.31	1377.10	-1054.52
5	3	DX384	SLE_NL	Min	26827.89	8198.65	-19.01	-1083.10	-1054.52
6	4	DX384	SLU_ENV_NL	Max	36254.07	11079.31	254.71	1463.69	-970.98
6	4	DX371	SLU_ENV_NL	Max	38463.75	11412.17	-143.73	-1279.14	-970.98
6	4	DX372	SLU_ENV_NL	Max	-18457.18	-5087.06	75.03	-1279.14	1427.53
6	4	DX385	SLU_ENV_NL	Max	-16006.39	-4058.38	499.18	1463.69	1427.53
6	4	DX384	SLU_ENV_NL	Min	29036.65	8831.91	25.66	987.56	-1425.05
6	4	DX371	SLU_ENV_NL	Min	30425.33	8788.58	-361.76	-1861.00	-1425.05
6	4	DX372	SLU_ENV_NL	Min	-28207.99	-8369.92	-117.29	-1861.00	973.84
6	4	DX385	SLU_ENV_NL	Min	-25056.31	-7105.85	244.41	987.56	973.84
6	4	DX384	SLE_NL	Max	26828.01	8198.69	18.99	1083.13	-1054.54
6	4	DX371	SLE_NL	Max	28463.18	8445.00	-106.36	-1377.14	-1054.54
6	4	DX372	SLE_NL	Max	-20873.91	-6193.74	55.52	-1377.14	1056.37
6	4	DX385	SLE_NL	Max	-18541.67	-5258.33	180.87	1083.13	1056.37
6	4	DX384	SLE_NL	Min	26828.01	8198.69	18.99	1083.13	-1054.54
6	4	DX371	SLE_NL	Min	28463.18	8445.00	-106.36	-1377.14	-1054.54
6	4	DX372	SLE_NL	Min	-20873.91	-6193.74	55.52	-1377.14	1056.37
6	4	DX385	SLE_NL	Min	-18541.67	-5258.33	180.87	1083.13	1056.37
7	921	DX178	SLU_ENV_NL	Max	-25191.52	-8070.19	24793.75	-3000.70	-3701.88
7	921	SX178	SLU_ENV_NL	Max	19506.61	6366.28	25478.87	-3000.70	3972.08
7	921	SX191	SLU_ENV_NL	Max	27780.96	7819.99	17541.99	3507.17	3972.08
7	921	DX191	SLU_ENV_NL	Max	-25970.87	-7278.53	16856.87	3507.17	-3701.88
7	921	DX178	SLU_ENV_NL	Min	-29480.19	-9394.90	16742.25	-3226.33	-3973.44
7	921	SX178	SLU_ENV_NL	Min	15404.21	5171.74	15529.03	-3226.33	3707.73
7	921	SX191	SLU_ENV_NL	Min	14221.58	3716.00	1335.46	3278.63	3707.73



Autorità Portuale di Taranto
Interventi per il dragaggio di 2,3 M m³ di sedimenti in area Molo Polisettoriale e per la realizzazione di un primo lotto della cassa di colmata funzionale all'ampliamento del V Sporgente del Porto di Taranto

Allegati alla relazione di calcolo strutturale allineamento "BC"

Data 05/2016
Rev. B
c.d.c.: C296A
514B



7	921	DX191	SLU_ENV_NL	Min	-40371.35	-11560.57	2548.68	3278.63	-3973.44
7	921	DX178	SLE_NL	Max	-18641.73	-5971.94	18347.37	-2220.51	-2739.39
7	921	SX178	SLE_NL	Max	14434.89	4711.05	18854.36	-2220.51	2743.72
7	921	SX191	SLE_NL	Max	20557.91	5786.79	12981.07	2426.19	2743.72
7	921	DX191	SLE_NL	Max	-19218.45	-5386.11	12474.08	2426.19	-2739.39
7	921	DX178	SLE_NL	Min	-18641.73	-5971.94	18347.37	-2220.51	-2739.39
7	921	SX178	SLE_NL	Min	14434.89	4711.05	18854.36	-2220.51	2743.72
7	921	SX191	SLE_NL	Min	20557.91	5786.79	12981.07	2426.19	2743.72
7	921	DX191	SLE_NL	Min	-19218.45	-5386.11	12474.08	2426.19	-2739.39
8	5	DX387	SLU_ENV_NL	Max	19413.01	6498.25	-488.54	-1014.62	1254.19
8	5	DX374	SLU_ENV_NL	Max	17379.23	5743.59	224.39	1370.09	1254.19
8	5	DX375	SLU_ENV_NL	Max	-12612.14	-4027.59	1656.99	1370.09	-787.00
8	5	DX388	SLU_ENV_NL	Max	-13504.34	-4171.41	439.88	-1014.62	-787.00
8	5	DX387	SLU_ENV_NL	Min	-1354.00	1096.37	-1146.14	-1542.72	788.63
8	5	DX374	SLU_ENV_NL	Min	-6460.08	-757.45	70.96	819.56	788.63
8	5	DX375	SLU_ENV_NL	Min	-31939.49	-9763.44	541.05	819.56	-1248.00
8	5	DX388	SLU_ENV_NL	Min	-31549.41	-9297.35	-171.88	-1542.72	-1248.00
8	5	DX387	SLE_NL	Max	-1001.96	811.31	-848.15	-1141.61	928.10
8	5	DX374	SLE_NL	Max	-4780.46	-560.51	52.51	1013.87	928.10
8	5	DX375	SLE_NL	Max	-23635.22	-7224.94	1226.17	1013.87	-923.52
8	5	DX388	SLE_NL	Max	-23346.56	-6880.04	325.51	-1141.61	-923.52
8	5	DX387	SLE_NL	Min	-1001.96	811.31	-848.15	-1141.61	928.10
8	5	DX374	SLE_NL	Min	-4780.46	-560.51	52.51	1013.87	928.10
8	5	DX375	SLE_NL	Min	-23635.22	-7224.94	1226.17	1013.87	-923.52
8	5	DX388	SLE_NL	Min	-23346.56	-6880.04	325.51	-1141.61	-923.52
9	922	DX160	SLU_ENV_NL	Max	-38768.92	-9800.88	65198.00	-13687.37	14626.14
9	922	DX174	SLU_ENV_NL	Max	-26562.64	-9798.58	18306.92	13297.13	14626.14
9	922	SX174	SLU_ENV_NL	Max	21978.91	8426.55	18022.76	13297.13	-14637.57
9	922	SX160	SLU_ENV_NL	Max	51721.34	13683.52	65390.16	-13687.37	-14637.57
9	922	DX160	SLU_ENV_NL	Min	-45788.57	-11907.17	64474.09	-13689.60	14623.65
9	922	DX174	SLU_ENV_NL	Min	-30701.76	-11039.93	13681.40	13296.05	14623.65
9	922	SX174	SLU_ENV_NL	Min	17639.41	7124.65	14597.47	13296.05	-14638.67
9	922	SX160	SLU_ENV_NL	Min	44496.17	11516.03	64913.84	-13689.60	-14638.67
9	922	DX160	SLE_NL	Max	-28689.00	-7252.65	47710.83	-10130.30	10823.34
9	922	DX174	SLE_NL	Max	-19656.35	-7250.95	10124.23	9839.88	10823.34
9	922	SX174	SLE_NL	Max	16264.39	6235.65	10802.12	9839.88	-10832.62
9	922	SX160	SLE_NL	Max	38273.79	10125.81	48388.72	-10130.30	-10832.62
9	922	DX160	SLE_NL	Min	-28689.00	-7252.65	47710.83	-10130.30	10823.34
9	922	DX174	SLE_NL	Min	-19656.35	-7250.95	10124.23	9839.88	10823.34
9	922	SX174	SLE_NL	Min	16264.39	6235.65	10802.12	9839.88	-10832.62
9	922	SX160	SLE_NL	Min	38273.79	10125.81	48388.72	-10130.30	-10832.62
10	923	DX164	SLU_ENV_NL	Max	16203.58	5025.08	-29213.10	-1109.85	1388.79
10	923	DX178	SLU_ENV_NL	Max	17944.93	5219.48	-58044.38	1375.05	1388.79
10	923	SX178	SLU_ENV_NL	Max	-19037.59	-5547.12	-64336.98	1375.05	-1311.29
10	923	SX164	SLU_ENV_NL	Max	-17020.53	-5270.31	-33217.87	-1109.85	-1311.29
10	923	DX164	SLU_ENV_NL	Min	5004.81	1675.97	-33748.41	-1175.43	1310.68
10	923	DX178	SLU_ENV_NL	Min	17871.70	5186.98	-65974.80	1308.03	1310.68
10	923	SX178	SLU_ENV_NL	Min	-19469.81	-5669.32	-65444.25	1308.03	-1376.98
10	923	SX164	SLU_ENV_NL	Min	-28372.17	-8683.27	-35505.70	-1175.43	-1376.98
10	923	DX164	SLE_NL	Max	11990.65	3718.56	-24973.82	-821.29	969.91
10	923	DX178	SLE_NL	Max	13279.25	3862.41	-48821.35	967.94	969.91
10	923	SX178	SLE_NL	Max	-14087.81	-4104.87	-48428.75	967.94	-970.35
10	923	SX164	SLE_NL	Max	-12595.19	-3900.03	-24581.22	-821.29	-970.35
10	923	DX164	SLE_NL	Min	11990.65	3718.56	-24973.82	-821.29	969.91
10	923	DX178	SLE_NL	Min	13279.25	3862.41	-48821.35	967.94	969.91
10	923	SX178	SLE_NL	Min	-14087.81	-4104.87	-48428.75	967.94	-970.35
10	923	SX164	SLE_NL	Min	-12595.19	-3900.03	-24581.22	-821.29	-970.35
11	6	DX367	SLU_ENV_NL	Max	-12198.25	-3327.22	-480.99	1453.72	-1171.58
11	6	DX354	SLU_ENV_NL	Max	-10795.78	-3202.75	179.88	-1281.94	-1171.58
11	6	DX355	SLU_ENV_NL	Max	14179.29	3417.00	1770.74	-1281.94	1197.66
11	6	DX368	SLU_ENV_NL	Max	16882.37	4772.58	733.46	1453.72	1197.66
11	6	DX367	SLU_ENV_NL	Min	-31182.64	-9218.02	-2482.42	1449.55	-1187.13
11	6	DX354	SLU_ENV_NL	Min	-34458.93	-10496.10	-1445.14	-1322.42	-1187.13
11	6	DX355	SLU_ENV_NL	Min	-15468.78	-6008.43	487.69	-1322.42	1174.86
11	6	DX368	SLU_ENV_NL	Min	-7826.36	-3335.22	-173.18	1449.55	1174.86
11	6	DX367	SLE_NL	Max	-23075.15	-6821.34	-1836.99	1075.75	-878.48
11	6	DX354	SLE_NL	Max	-25499.61	-7767.11	-1069.40	-978.59	-878.48
11	6	DX355	SLE_NL	Max	-11446.90	-4446.24	1310.34	-978.59	886.27
11	6	DX368	SLE_NL	Max	-5791.51	-2468.06	542.76	1075.75	886.27
11	6	DX367	SLE_NL	Min	-23075.15	-6821.34	-1836.99	1075.75	-878.48
11	6	DX354	SLE_NL	Min	-25499.61	-7767.11	-1069.40	-978.59	-878.48
11	6	DX355	SLE_NL	Min	-11446.90	-4446.24	1310.34	-978.59	886.27
11	6	DX368	SLE_NL	Min	-5791.51	-2468.06	542.76	1075.75	886.27
12	924	DX162	SLU_ENV_NL	Max	16204.05	5025.21	33748.53	1293.60	1516.29
12	924	SX162	SLU_ENV_NL	Max	-17021.04	-5270.45	35422.57	1293.60	-1311.20
12	924	SX174	SLU_ENV_NL	Max	-19037.91	-5547.23	65444.09	-1307.95	-1311.20
12	924	DX174	SLU_ENV_NL	Max	17945.31	5219.60	65974.51	-1307.95	1516.29
12	924	DX162	SLU_ENV_NL	Min	4809.11	1633.22	29137.76	1109.76	1310.60
12	924	SX162	SLU_ENV_NL	Min	-28173.55	-8639.65	33218.11	1109.76	-1504.49
12	924	SX174	SLU_ENV_NL	Min	-19459.41	-5650.24	64777.03	-1492.03	-1504.49
12	924	DX174	SLU_ENV_NL	Min	17853.29	5165.50	58492.23	-1492.03	1310.60



Autorità Portuale di Taranto
Interventi per il dragaggio di 2,3 M³ di sedimenti in area Molo Polisettoriale e per la realizzazione di un primo lotto della cassa di colmata funzionale all'ampliamento del V Sporgente del Porto di Taranto

Allegati alla relazione di calcolo strutturale allineamento "BC"

Data 05/2016
Rev. B
c.d.c.: C296A
514B



12	924	DX162	SLE_NL	Max	11991.00	3718.65	24973.91	821.22	969.84
12	924	SX162	SLE_NL	Max	-12595.57	-3900.14	24581.40	821.22	-970.29
12	924	SX174	SLE_NL	Max	-14088.06	-4104.95	48428.63	-967.88	-970.29
12	924	DX174	SLE_NL	Max	13279.53	3862.51	48821.14	-967.88	969.84
12	924	DX162	SLE_NL	Min	11991.00	3718.65	24973.91	821.22	969.84
12	924	SX162	SLE_NL	Min	-12595.57	-3900.14	24581.40	821.22	-970.29
12	924	SX174	SLE_NL	Min	-14088.06	-4104.95	48428.63	-967.88	-970.29
12	924	DX174	SLE_NL	Min	13279.53	3862.51	48821.14	-967.88	969.84
13	7	DX370	SLU_ENV_NL	Max	-19004.51	-5781.90	32.50	-1444.77	1440.54
13	7	DX357	SLU_ENV_NL	Max	-22515.26	-7502.59	-112.59	1885.50	1440.54
13	7	DX358	SLU_ENV_NL	Max	41696.47	12316.34	0.70	1885.50	-1427.79
13	7	DX371	SLU_ENV_NL	Max	39293.57	11853.64	333.00	-1444.77	-1427.79
13	7	DX370	SLU_ENV_NL	Min	-29015.28	-8737.87	1.82	-1512.14	1429.61
13	7	DX357	SLU_ENV_NL	Min	-31966.28	-9884.02	-496.32	1839.80	1429.61
13	7	DX358	SLU_ENV_NL	Min	33028.27	9666.43	-195.81	1839.80	-1435.46
13	7	DX371	SLU_ENV_NL	Min	30999.53	9852.42	115.11	-1512.14	-1435.46
13	7	DX370	SLE_NL	Max	-21471.31	-6466.03	1.35	-1069.13	1057.91
13	7	DX357	SLE_NL	Max	-23655.05	-7314.17	-83.32	1395.27	1057.91
13	7	DX358	SLE_NL	Max	30855.39	9114.09	0.51	1395.27	-1056.57
13	7	DX371	SLE_NL	Max	29077.24	8771.70	85.18	-1069.13	-1056.57
13	7	DX370	SLE_NL	Min	-21471.31	-6466.03	1.35	-1069.13	1057.91
13	7	DX357	SLE_NL	Min	-23655.05	-7314.17	-83.32	1395.27	1057.91
13	7	DX358	SLE_NL	Min	30855.39	9114.09	0.51	1395.27	-1056.57
13	7	DX371	SLE_NL	Min	29077.24	8771.70	85.18	-1069.13	-1056.57
14	8	DX371	SLU_ENV_NL	Max	39293.76	11853.70	-115.21	1511.62	-1427.82
14	8	DX358	SLU_ENV_NL	Max	41696.53	12316.35	194.66	-1843.41	-1427.82
14	8	DX359	SLU_ENV_NL	Max	-22804.38	-7589.06	496.36	-1843.41	1441.85
14	8	DX372	SLU_ENV_NL	Max	-19289.34	-5865.98	-1.80	1511.62	1441.85
14	8	DX371	SLU_ENV_NL	Min	31376.99	9965.83	-333.66	1444.81	-1436.76
14	8	DX358	SLU_ENV_NL	Min	33405.54	9779.44	-0.76	-1885.56	-1436.76
14	8	DX359	SLU_ENV_NL	Min	-31967.30	-9884.37	112.65	-1885.56	1429.64
14	8	DX372	SLU_ENV_NL	Min	-29016.00	-8738.13	-31.96	1444.81	1429.64
14	8	DX371	SLE_NL	Max	29077.38	8771.74	-85.25	1069.16	-1056.59
14	8	DX358	SLE_NL	Max	30855.43	9114.10	-0.56	-1395.31	-1056.59
14	8	DX359	SLE_NL	Max	-23655.81	-7314.43	83.36	-1395.31	1057.93
14	8	DX372	SLE_NL	Max	-21471.84	-6466.21	-1.33	1069.16	1057.93
14	8	DX371	SLE_NL	Min	29077.38	8771.74	-85.25	1069.16	-1056.59
14	8	DX358	SLE_NL	Min	30855.43	9114.10	-0.56	-1395.31	-1056.59
14	8	DX359	SLE_NL	Min	-23655.81	-7314.43	83.36	-1395.31	1057.93
14	8	DX372	SLE_NL	Min	-21471.84	-6466.21	-1.33	1069.16	1057.93
15	925	DX166	SLU_ENV_NL	Max	-38768.69	-9800.79	-64474.48	13689.75	14626.31
15	925	SX166	SLU_ENV_NL	Max	51721.60	13683.58	-64387.79	13689.75	-14500.15
15	925	SX178	SLU_ENV_NL	Max	21978.70	8426.51	-14597.07	-13170.30	-14500.15
15	925	DX178	SLU_ENV_NL	Max	-26562.39	-9798.53	-13681.04	-13170.30	14626.31
15	925	DX166	SLU_ENV_NL	Min	-45518.40	-11843.32	-64665.68	13559.67	14486.23
15	925	SX166	SLU_ENV_NL	Min	44225.08	11451.90	-65390.52	13559.67	-14638.84
15	925	SX178	SLU_ENV_NL	Min	17561.95	7084.21	-18202.98	-13297.29	-14638.84
15	925	DX178	SLU_ENV_NL	Min	-30631.93	-11001.78	-18480.87	-13297.29	14486.23
15	925	DX166	SLE_NL	Max	-28688.83	-7252.59	-47711.12	10130.42	10823.47
15	925	SX166	SLE_NL	Max	38273.99	10125.85	-48388.98	10130.42	-10832.74
15	925	SX178	SLE_NL	Max	16264.24	6235.62	-10801.84	-9840.00	-10832.74
15	925	DX178	SLE_NL	Max	-19656.17	-7250.91	-10123.97	-9840.00	10823.47
15	925	DX166	SLE_NL	Min	-28688.83	-7252.59	-47711.12	10130.42	10823.47
15	925	SX166	SLE_NL	Min	38273.99	10125.85	-48388.98	10130.42	-10832.74
15	925	SX178	SLE_NL	Min	16264.24	6235.62	-10801.84	-9840.00	-10832.74
15	925	DX178	SLE_NL	Min	-19656.17	-7250.91	-10123.97	-9840.00	10823.47
16	9	DX374	SLU_ENV_NL	Max	16593.34	4686.71	173.01	-1449.05	1197.66
16	9	DX361	SLU_ENV_NL	Max	13886.54	3328.50	-487.91	1322.42	1197.66
16	9	DX362	SLU_ENV_NL	Max	-10504.34	-3115.97	1445.03	1322.42	-1172.69
16	9	DX375	SLU_ENV_NL	Max	-11906.83	-3239.32	2482.29	-1449.05	-1172.69
16	9	DX374	SLU_ENV_NL	Min	-7826.29	-3335.18	-733.39	-1453.72	1175.99
16	9	DX361	SLU_ENV_NL	Min	-15468.36	-6008.27	-1770.65	1285.05	1175.99
16	9	DX362	SLU_ENV_NL	Min	-34458.94	-10496.09	-179.26	1285.05	-1187.13
16	9	DX375	SLU_ENV_NL	Min	-31183.00	-9218.13	481.66	-1453.72	-1187.13
16	9	DX374	SLE_NL	Max	-5791.45	-2468.03	-542.71	-1075.76	886.27
16	9	DX361	SLE_NL	Max	-11446.59	-4446.12	-1310.28	978.59	886.27
16	9	DX362	SLE_NL	Max	-25499.62	-7767.11	1069.32	978.59	-878.48
16	9	DX375	SLE_NL	Max	-23075.42	-6821.42	1836.89	-1075.76	-878.48
16	9	DX374	SLE_NL	Min	-5791.45	-2468.03	-542.71	-1075.76	886.27
16	9	DX361	SLE_NL	Min	-11446.59	-4446.12	-1310.28	978.59	886.27
16	9	DX362	SLE_NL	Min	-25499.62	-7767.11	1069.32	978.59	-878.48
16	9	DX375	SLE_NL	Min	-23075.42	-6821.42	1836.89	-1075.76	-878.48
19	10	DX354	SLU_ENV_NL	Max	-10031.05	-2905.92	1424.22	1988.84	431.20
19	10	DX341	SLU_ENV_NL	Max	-8412.69	-2958.43	2293.52	569.06	431.20
19	10	DX342	SLU_ENV_NL	Max	9743.01	3507.28	-203.25	569.06	1654.86
19	10	DX355	SLU_ENV_NL	Max	14133.27	5515.84	785.12	1988.84	1654.86
19	10	DX354	SLU_ENV_NL	Min	-34326.73	-10698.23	73.42	-449.99	-1649.37
19	10	DX341	SLU_ENV_NL	Min	-29705.66	-8620.43	-914.94	-1857.62	-1649.37
19	10	DX342	SLU_ENV_NL	Min	-9889.40	-3478.02	-683.80	-1857.62	-444.20
19	10	DX355	SLU_ENV_NL	Min	-15742.22	-6277.11	-1553.10	-449.99	-444.20
19	10	DX354	SLE_NL	Max	-25401.78	-7916.69	1053.92	-333.00	319.09



Autorità Portuale di Taranto
Interventi per il dragaggio di 2,3 M³ di sedimenti in area Molo Polisettoriale e per la realizzazione di un primo lotto della cassa di colmata funzionale all'ampliamento del V Sporgente del Porto di Taranto

Allegati alla relazione di calcolo strutturale allineamento "BC"

Data 05/2016
Rev. B
c.d.c.: C296A
514B



19	10	DX341	SLE_NL	Max	-21982.19	-6379.12	1697.21	421.11	319.09
19	10	DX342	SLE_NL	Max	-7318.16	-2573.73	-506.01	421.11	-328.71
19	10	DX355	SLE_NL	Max	-11649.24	-4645.06	-1149.30	-333.00	-328.71
19	10	DX354	SLE_NL	Min	-25401.78	-7916.69	1053.92	-333.00	319.09
19	10	DX341	SLE_NL	Min	-21982.19	-6379.12	1697.21	421.11	319.09
19	10	DX342	SLE_NL	Min	-7318.16	-2573.73	-506.01	421.11	-328.71
19	10	DX355	SLE_NL	Min	-11649.24	-4645.06	-1149.30	-333.00	-328.71
21	11	DX357	SLU_ENV_NL	Max	-22824.19	-5684.64	199.03	414.99	2006.94
21	11	DX344	SLU_ENV_NL	Max	-27772.16	-8147.24	42.29	2523.88	2006.94
21	11	DX345	SLU_ENV_NL	Max	42004.33	13033.14	440.98	2523.88	155.24
21	11	DX358	SLU_ENV_NL	Max	41942.50	12084.95	238.93	414.99	155.24
21	11	DX357	SLU_ENV_NL	Min	-32567.78	-10837.54	-631.72	-2145.39	-161.05
21	11	DX344	SLU_ENV_NL	Min	-32097.94	-9607.64	-265.73	46.36	-161.05
21	11	DX345	SLU_ENV_NL	Min	37105.16	10401.79	-225.83	46.36	-1999.34
21	11	DX358	SLU_ENV_NL	Min	34220.22	10791.89	-233.03	-2145.39	-1999.34
21	11	DX357	SLE_NL	Max	-24100.16	-8019.78	147.28	307.09	-119.18
21	11	DX344	SLE_NL	Max	-23752.48	-7109.66	-196.64	34.30	-119.18
21	11	DX345	SLE_NL	Max	31083.20	9644.52	-167.12	34.30	114.88
21	11	DX358	SLE_NL	Max	31037.45	8942.86	176.81	307.09	114.88
21	11	DX357	SLE_NL	Min	-24100.16	-8019.78	147.28	307.09	-119.18
21	11	DX344	SLE_NL	Min	-23752.48	-7109.66	-196.64	34.30	-119.18
21	11	DX345	SLE_NL	Min	31083.20	9644.52	-167.12	34.30	114.88
21	11	DX358	SLE_NL	Min	31037.45	8942.86	176.81	307.09	114.88
22	12	DX358	SLU_ENV_NL	Max	41942.57	12084.97	231.68	2145.42	155.24
22	12	DX345	SLU_ENV_NL	Max	42004.57	13033.21	225.91	-46.36	155.24
22	12	DX346	SLU_ENV_NL	Max	-28066.55	-8237.74	265.70	-46.36	2008.74
22	12	DX359	SLU_ENV_NL	Max	-23114.02	-5771.19	631.46	2145.42	2008.74
22	12	DX358	SLU_ENV_NL	Min	34598.38	10905.60	-238.88	-415.00	-2001.13
22	12	DX345	SLU_ENV_NL	Min	37483.23	10514.95	-441.31	-2528.08	-2001.13
22	12	DX346	SLU_ENV_NL	Min	-32098.79	-9607.93	-41.53	-2528.08	-161.05
22	12	DX359	SLU_ENV_NL	Min	-32568.81	-10837.88	-199.09	-415.00	-161.05
22	12	DX358	SLE_NL	Max	31037.50	8942.88	-176.77	-307.10	114.88
22	12	DX345	SLE_NL	Max	31083.39	9644.58	167.18	-34.31	114.88
22	12	DX346	SLE_NL	Max	-23753.11	-7109.87	196.62	-34.31	-119.18
22	12	DX359	SLE_NL	Max	-24100.92	-8020.03	-147.33	-307.10	-119.18
22	12	DX358	SLE_NL	Min	31037.50	8942.88	-176.77	-307.10	114.88
22	12	DX345	SLE_NL	Min	31083.39	9644.58	167.18	-34.31	114.88
22	12	DX346	SLE_NL	Min	-23753.11	-7109.87	196.62	-34.31	-119.18
22	12	DX359	SLE_NL	Min	-24100.92	-8020.03	-147.33	-307.10	-119.18
24	13	DX361	SLU_ENV_NL	Max	13840.55	5429.42	1553.00	449.99	1656.34
24	13	DX348	SLU_ENV_NL	Max	9444.86	3416.14	683.76	1861.15	1656.34
24	13	DX349	SLU_ENV_NL	Max	-8121.32	-2871.89	915.68	1861.15	431.20
24	13	DX362	SLU_ENV_NL	Max	-9738.42	-2817.07	-72.26	449.99	431.20
24	13	DX361	SLU_ENV_NL	Min	-15741.79	-6276.92	-785.47	-1988.73	-444.20
24	13	DX348	SLU_ENV_NL	Min	-9889.28	-3477.93	202.47	-569.07	-444.20
24	13	DX349	SLU_ENV_NL	Min	-29705.99	-8620.54	-2293.38	-569.07	-1650.83
24	13	DX362	SLU_ENV_NL	Min	-34326.75	-10698.23	-1424.14	-1988.73	-1650.83
24	13	DX361	SLE_NL	Max	-11648.93	-4644.92	1149.22	333.00	-328.71
24	13	DX348	SLE_NL	Max	-7318.07	-2573.66	505.98	-421.11	-328.71
24	13	DX349	SLE_NL	Max	-21982.44	-6379.20	-1697.10	-421.11	319.09
24	13	DX362	SLE_NL	Max	-25401.79	-7916.69	-1053.86	333.00	319.09
24	13	DX361	SLE_NL	Min	-11648.93	-4644.92	1149.22	333.00	-328.71
24	13	DX348	SLE_NL	Min	-7318.07	-2573.66	505.98	-421.11	-328.71
24	13	DX349	SLE_NL	Min	-21982.44	-6379.20	-1697.10	-421.11	319.09
24	13	DX362	SLE_NL	Min	-25401.79	-7916.69	-1053.86	333.00	319.09
27	14	DX341	SLU_ENV_NL	Max	-7083.37	-1535.49	1615.59	2533.55	928.13
27	14	DX328	SLU_ENV_NL	Max	-5620.87	-1903.74	813.59	1157.13	928.13
27	14	DX329	SLU_ENV_NL	Max	2600.50	223.94	799.64	1157.13	2149.24
27	14	DX342	SLU_ENV_NL	Max	8568.30	2599.71	70.06	2533.55	2149.24
27	14	DX341	SLU_ENV_NL	Min	-30302.57	-9566.11	-1073.42	-1016.90	-2139.96
27	14	DX328	SLU_ENV_NL	Min	-28559.55	-8057.94	-343.84	-2459.52	-2139.96
27	14	DX329	SLU_ENV_NL	Min	-4352.67	-516.01	-971.98	-2459.52	-939.43
27	14	DX342	SLU_ENV_NL	Min	-9284.74	-2506.54	-169.98	-1016.90	-939.43
27	14	DX341	SLE_NL	Max	-22423.91	-7078.92	1195.53	-752.51	686.82
27	14	DX328	SLE_NL	Max	-21134.07	-5962.88	602.05	856.28	686.82
27	14	DX329	SLE_NL	Max	-3220.98	165.72	-719.27	856.28	-695.18
27	14	DX342	SLE_NL	Max	-6870.71	-1854.84	-125.79	-752.51	-695.18
27	14	DX341	SLE_NL	Min	-22423.91	-7078.92	1195.53	-752.51	686.82
27	14	DX328	SLE_NL	Min	-21134.07	-5962.88	602.05	856.28	686.82
27	14	DX329	SLE_NL	Min	-3220.98	165.72	-719.27	856.28	-695.18
27	14	DX342	SLE_NL	Min	-6870.71	-1854.84	-125.79	-752.51	-695.18
29	15	DX344	SLU_ENV_NL	Max	-28980.82	-8387.32	-77.72	894.42	2596.67
29	15	DX331	SLU_ENV_NL	Max	-30399.91	-7940.60	305.48	3246.11	2596.67
29	15	DX332	SLU_ENV_NL	Max	42500.54	12951.81	191.90	3246.11	570.19
29	15	DX345	SLU_ENV_NL	Max	41461.58	12741.19	430.03	894.42	570.19
29	15	DX344	SLU_ENV_NL	Min	-32010.03	-9872.57	-96.10	-2793.61	-578.45
29	15	DX331	SLU_ENV_NL	Min	-35336.81	-11892.24	-700.07	-444.30	-578.45
29	15	DX332	SLU_ENV_NL	Min	41125.06	12039.98	-192.31	-444.30	-2585.46
29	15	DX345	SLU_ENV_NL	Min	38943.62	11781.95	-209.69	-2793.61	-2585.46
29	15	DX344	SLE_NL	Max	-23687.42	-7305.70	-71.11	661.87	-428.05
29	15	DX331	SLE_NL	Max	-22495.93	-5876.05	226.06	-328.78	-428.05



Autorità Portuale di Taranto
Interventi per il dragaggio di 2,3 M³ di sedimenti in area Molo Polisettoriale e per la realizzazione di un primo lotto della cassa di colmata funzionale all'ampliamento del V Sporgente del Porto di Taranto

Allegati alla relazione di calcolo strutturale allineamento "BC"

Data 05/2016
Rev. B
c.d.c.: C296A
514B



29	15	DX332	SLE_NL	Max	30432.54	9584.34	142.00	-328.78	421.94
29	15	DX345	SLE_NL	Max	30681.57	8718.64	-155.17	661.87	421.94
29	15	DX344	SLE_NL	Min	-23687.42	-7305.70	-71.11	661.87	-428.05
29	15	DX331	SLE_NL	Min	-22495.93	-5876.05	226.06	-328.78	-428.05
29	15	DX332	SLE_NL	Min	30432.54	9584.34	142.00	-328.78	421.94
29	15	DX345	SLE_NL	Min	30681.57	8718.64	-155.17	661.87	421.94
30	16	DX345	SLU_ENV_NL	Max	41461.82	12855.29	209.74	2794.28	570.20
30	16	DX332	SLU_ENV_NL	Max	42879.61	12951.91	190.18	444.31	570.20
30	16	DX333	SLU_ENV_NL	Max	-30400.60	-7940.79	700.02	444.31	2599.03
30	16	DX346	SLU_ENV_NL	Max	-29274.64	-8472.85	96.09	2794.28	2599.03
30	16	DX345	SLU_ENV_NL	Min	39322.89	11782.02	-430.94	-894.45	-2587.81
30	16	DX332	SLU_ENV_NL	Min	41125.38	12153.39	-191.86	-3250.98	-2587.81
30	16	DX333	SLU_ENV_NL	Min	-35638.22	-11982.02	-305.51	-3250.98	-578.46
30	16	DX346	SLU_ENV_NL	Min	-32010.86	-9872.81	78.89	-894.45	-578.46
30	16	DX345	SLE_NL	Max	30681.74	8718.69	155.21	-661.89	421.95
30	16	DX332	SLE_NL	Max	30432.78	9584.41	-141.97	328.79	421.95
30	16	DX333	SLE_NL	Max	-22496.44	-5876.19	-226.08	328.79	-428.06
30	16	DX346	SLE_NL	Max	-23688.03	-7305.88	71.11	-661.89	-428.06
30	16	DX345	SLE_NL	Min	30681.74	8718.69	155.21	-661.89	421.95
30	16	DX332	SLE_NL	Min	30432.78	9584.41	-141.97	328.79	421.95
30	16	DX333	SLE_NL	Min	-22496.44	-5876.19	-226.08	328.79	-428.06
30	16	DX346	SLE_NL	Min	-23688.03	-7305.88	71.11	-661.89	-428.06
32	17	DX348	SLU_ENV_NL	Max	8270.50	2512.39	170.10	1016.90	2151.31
32	17	DX335	SLU_ENV_NL	Max	2296.04	223.92	971.99	2463.77	2151.31
32	17	DX336	SLU_ENV_NL	Max	-5327.78	-1816.79	345.07	2463.77	928.13
32	17	DX349	SLU_ENV_NL	Max	-6790.52	-1446.70	1074.21	1016.90	928.13
32	17	DX348	SLU_ENV_NL	Min	-9284.68	-2506.64	-70.75	-2534.11	-939.43
32	17	DX335	SLU_ENV_NL	Min	-4352.40	-607.97	-799.89	-1157.13	-939.43
32	17	DX336	SLU_ENV_NL	Min	-28559.67	-8057.96	-813.71	-1157.13	-2142.01
32	17	DX349	SLU_ENV_NL	Min	-30302.91	-9566.21	-1615.60	-2534.11	-2142.01
32	17	DX348	SLE_NL	Max	-6870.67	-1854.91	125.87	752.51	-695.18
32	17	DX335	SLE_NL	Max	-3220.77	165.70	719.28	-856.28	-695.18
32	17	DX336	SLE_NL	Max	-21134.15	-5962.89	-602.14	-856.28	686.82
32	17	DX349	SLE_NL	Max	-22424.15	-7078.99	-1195.55	752.51	686.82
32	17	DX348	SLE_NL	Min	-6870.67	-1854.91	125.87	752.51	-695.18
32	17	DX335	SLE_NL	Min	-3220.77	165.70	719.28	-856.28	-695.18
32	17	DX336	SLE_NL	Min	-21134.15	-5962.89	-602.14	-856.28	686.82
32	17	DX349	SLE_NL	Min	-22424.15	-7078.99	-1195.55	752.51	686.82
35	18	DX328	SLU_ENV_NL	Max	-4220.45	-887.74	268.45	2882.14	1193.75
35	18	DX315	SLU_ENV_NL	Max	-3056.39	-1630.52	754.49	1478.73	1193.75
35	18	DX316	SLU_ENV_NL	Max	-1026.40	-86.56	130.80	1478.73	2476.00
35	18	DX329	SLU_ENV_NL	Max	2383.04	2411.18	1146.39	2882.14	2476.00
35	18	DX328	SLU_ENV_NL	Min	-29502.42	-9537.99	-553.32	-1312.84	-2464.01
35	18	DX315	SLU_ENV_NL	Min	-29804.55	-8354.42	-1568.90	-2868.54	-2464.01
35	18	DX316	SLU_ENV_NL	Min	-5274.79	-1346.99	6.29	-2868.54	-1204.30
35	18	DX329	SLU_ENV_NL	Min	-4779.60	-2861.96	-479.76	-1312.84	-1204.30
35	18	DX328	SLE_NL	Max	-21831.79	-7058.11	198.65	-971.50	883.37
35	18	DX315	SLE_NL	Max	-22055.36	-6182.27	558.32	1094.26	883.37
35	18	DX316	SLE_NL	Max	-759.54	-64.05	4.65	1094.26	-891.18
35	18	DX329	SLE_NL	Max	-3536.90	-2117.85	-355.02	-971.50	-891.18
35	18	DX328	SLE_NL	Min	-21831.79	-7058.11	198.65	-971.50	883.37
35	18	DX315	SLE_NL	Min	-22055.36	-6182.27	558.32	1094.26	883.37
35	18	DX316	SLE_NL	Min	-759.54	-64.05	4.65	1094.26	-891.18
35	18	DX329	SLE_NL	Min	-3536.90	-2117.85	-355.02	-971.50	-891.18
37	19	DX331	SLU_ENV_NL	Max	-30967.91	-8999.45	320.97	1046.22	3040.98
37	19	DX318	SLU_ENV_NL	Max	-29076.49	-8489.98	10.36	3804.33	3040.98
37	19	DX319	SLU_ENV_NL	Max	48921.62	13420.04	546.58	3804.33	706.07
37	19	DX332	SLU_ENV_NL	Max	44604.90	14413.58	277.76	1046.22	706.07
37	19	DX331	SLU_ENV_NL	Min	-35861.26	-10846.35	-776.44	-3268.09	-716.25
37	19	DX318	SLU_ENV_NL	Min	-43349.07	-13165.74	-270.24	-611.47	-716.25
37	19	DX319	SLU_ENV_NL	Min	39691.99	12704.11	-313.45	-611.47	-3027.23
37	19	DX332	SLU_ENV_NL	Min	40307.05	11237.54	-240.22	-3268.09	-3027.23
37	19	DX331	SLE_NL	Max	-22916.25	-8026.30	237.52	774.20	-530.03
37	19	DX318	SLE_NL	Max	-21516.60	-6282.58	-199.98	-452.49	-530.03
37	19	DX319	SLE_NL	Max	29372.07	9401.04	-231.95	-452.49	522.49
37	19	DX332	SLE_NL	Max	29827.22	8315.78	205.54	774.20	522.49
37	19	DX331	SLE_NL	Min	-22916.25	-8026.30	237.52	774.20	-530.03
37	19	DX318	SLE_NL	Min	-21516.60	-6282.58	-199.98	-452.49	-530.03
37	19	DX319	SLE_NL	Min	29372.07	9401.04	-231.95	-452.49	522.49
37	19	DX332	SLE_NL	Min	29827.22	8315.78	205.54	774.20	522.49
38	20	DX332	SLU_ENV_NL	Max	44985.54	14528.20	237.76	3269.54	706.08
38	20	DX319	SLU_ENV_NL	Max	49301.96	13533.71	313.45	611.49	706.08
38	20	DX320	SLU_ENV_NL	Max	-29077.11	-8490.15	270.23	611.49	3044.03
38	20	DX333	SLU_ENV_NL	Max	-30968.58	-9090.24	776.25	3269.54	3044.03
38	20	DX332	SLU_ENV_NL	Min	40307.36	11237.63	-277.75	-1046.25	-3030.26
38	20	DX319	SLU_ENV_NL	Min	39692.28	12704.20	-547.28	-3810.06	-3030.26
38	20	DX320	SLU_ENV_NL	Min	-43660.70	-13262.72	-8.79	-3810.06	-716.27
38	20	DX333	SLU_ENV_NL	Min	-36164.18	-10846.53	-320.97	-1046.25	-716.27
38	20	DX332	SLE_NL	Max	29827.44	8315.84	-205.54	-774.23	522.50
38	20	DX319	SLE_NL	Max	29372.28	9401.11	231.95	452.50	522.50
38	20	DX320	SLE_NL	Max	-21517.06	-6282.71	199.97	452.50	-530.04



Autorità Portuale di Taranto
Interventi per il dragaggio di 2,3 M m³ di sedimenti in area Molo Polisettoriale e per la realizzazione di un primo lotto della cassa di colmata funzionale all'ampliamento del V Sporgente del Porto di Taranto

Allegati alla relazione di calcolo strutturale allineamento "BC"

Data 05/2016
Rev. B
c.d.c.: C296A
514B

38	20	DX333	SLE_NL	Max	-22916.75	-8026.44	-237.52	-774.23	-530.04
38	20	DX332	SLE_NL	Min	29827.44	8315.84	-205.54	-774.23	522.50
38	20	DX319	SLE_NL	Min	29372.28	9401.11	231.95	452.50	522.50
38	20	DX320	SLE_NL	Min	-21517.06	-6282.71	199.97	452.50	-530.04
38	20	DX333	SLE_NL	Min	-22916.75	-8026.44	-237.52	-774.23	-530.04
40	21	DX335	SLU_ENV_NL	Max	2078.10	2321.21	479.69	1312.84	2478.63
40	21	DX322	SLU_ENV_NL	Max	-1026.11	-86.36	-6.25	2873.46	2478.63
40	21	DX323	SLU_ENV_NL	Max	-2762.49	-1543.76	1569.97	2873.46	1193.75
40	21	DX336	SLU_ENV_NL	Max	-3925.37	-797.74	555.20	1312.84	1193.75
40	21	DX335	SLU_ENV_NL	Min	-4779.25	-2861.74	-1146.95	-2883.31	-1204.30
40	21	DX322	SLU_ENV_NL	Min	-5589.04	-1444.06	-132.18	-1478.73	-1204.30
40	21	DX323	SLU_ENV_NL	Min	-29804.71	-8354.47	-754.42	-1478.73	-2466.61
40	21	DX336	SLU_ENV_NL	Min	-29502.53	-9538.03	-268.49	-2883.31	-2466.61
40	21	DX335	SLE_NL	Max	-3536.65	-2117.69	354.97	971.50	-891.18
40	21	DX322	SLE_NL	Max	-759.32	-63.91	-4.62	-1094.26	-891.18
40	21	DX323	SLE_NL	Max	-22055.49	-6182.31	-558.27	-1094.26	883.37
40	21	DX336	SLE_NL	Max	-21831.87	-7058.14	-198.68	971.50	883.37
40	21	DX335	SLE_NL	Min	-3536.65	-2117.69	354.97	971.50	-891.18
40	21	DX322	SLE_NL	Min	-759.32	-63.91	-4.62	-1094.26	-891.18
40	21	DX323	SLE_NL	Min	-22055.49	-6182.31	-558.27	-1094.26	883.37
40	21	DX336	SLE_NL	Min	-21831.87	-7058.14	-198.68	971.50	883.37
41	872	DX10	SLU_ENV_NL	Max	96627.20	28929.42	758.01	1464.53	-332.89
41	872	DX23	SLU_ENV_NL	Max	101668.98	30559.43	1087.75	634.70	-332.89
41	872	SX23	SLU_ENV_NL	Max	-169651.73	-50956.73	-2154.31	634.70	640.39
41	872	SX10	SLU_ENV_NL	Max	-175418.81	-52564.44	-2484.05	1464.53	640.39
41	872	DX10	SLU_ENV_NL	Min	85544.45	25551.91	-1130.69	1206.09	-629.75
41	872	DX23	SLU_ENV_NL	Min	91340.48	27513.57	-2318.23	388.14	-629.75
41	872	SX23	SLU_ENV_NL	Min	-181412.49	-54538.28	-6465.31	388.14	341.35
41	872	SX10	SLU_ENV_NL	Min	-188574.84	-56457.92	-5277.77	1206.09	341.35
41	872	DX10	SLE_NL	Max	71504.13	21407.77	560.93	892.51	-246.34
41	872	DX23	SLE_NL	Max	75235.05	22613.98	804.94	469.68	-246.34
41	872	SX23	SLE_NL	Max	-125542.28	-37707.98	-1594.19	469.68	252.60
41	872	SX10	SLE_NL	Max	-129809.92	-38897.68	-1838.20	892.51	252.60
41	872	DX10	SLE_NL	Min	71504.13	21407.77	560.93	892.51	-246.34
41	872	DX23	SLE_NL	Min	75235.05	22613.98	804.94	469.68	-246.34
41	872	SX23	SLE_NL	Min	-125542.28	-37707.98	-1594.19	469.68	252.60
41	872	SX10	SLE_NL	Min	-129809.92	-38897.68	-1838.20	892.51	252.60
42	873	DX23	SLU_ENV_NL	Max	101298.19	30207.72	121.22	2351.68	-1025.99
42	873	DX36	SLU_ENV_NL	Max	111246.59	33555.71	-478.56	37.58	-1025.99
42	873	SX36	SLU_ENV_NL	Max	-157108.28	-47318.23	-5469.53	37.58	1705.61
42	873	SX23	SLU_ENV_NL	Max	-169278.80	-50597.90	-4869.75	2351.68	1705.61
42	873	DX23	SLU_ENV_NL	Min	90708.82	26913.28	-5948.00	1788.19	-1688.39
42	873	DX36	SLU_ENV_NL	Min	99898.73	30268.99	-7273.58	-524.59	-1688.39
42	873	SX36	SLU_ENV_NL	Min	-167937.25	-50685.57	-13816.07	-524.59	1039.72
42	873	SX23	SLU_ENV_NL	Min	-180778.14	-53929.04	-12490.48	1788.19	1039.72
42	873	DX23	SLE_NL	Max	74960.66	22353.72	89.70	1323.26	-759.24
42	873	DX36	SLE_NL	Max	82322.48	24831.23	-354.14	27.81	-759.24
42	873	SX36	SLE_NL	Max	-116260.12	-35015.49	-4047.46	27.81	769.39
42	873	SX23	SLE_NL	Max	-125266.32	-37442.45	-3603.62	1323.26	769.39
42	873	DX23	SLE_NL	Min	74960.66	22353.72	89.70	1323.26	-759.24
42	873	DX36	SLE_NL	Min	82322.48	24831.23	-354.14	27.81	-759.24
42	873	SX36	SLE_NL	Min	-116260.12	-35015.49	-4047.46	27.81	769.39
42	873	SX23	SLE_NL	Min	-125266.32	-37442.45	-3603.62	1323.26	769.39
43	22	DX315	SLU_ENV_NL	Max	-1258.53	414.21	1175.90	2944.73	1587.07
43	22	DX302	SLU_ENV_NL	Max	138.03	-369.62	991.73	1958.99	1587.07
43	22	DX303	SLU_ENV_NL	Max	5552.77	2866.23	967.01	1958.99	2562.00
43	22	DX316	SLU_ENV_NL	Max	-642.39	-992.20	-28.42	2944.73	2562.00
43	22	DX315	SLU_ENV_NL	Min	-30984.02	-10100.30	-1458.74	-1753.66	-2548.74
43	22	DX302	SLU_ENV_NL	Min	-30326.31	-8277.69	-463.31	-3004.70	-2548.74
43	22	DX303	SLU_ENV_NL	Min	-13839.66	-6083.32	-709.80	-3004.70	-1602.21
43	22	DX316	SLU_ENV_NL	Min	-6622.33	-1890.66	-525.63	-1753.66	-1602.21
43	22	DX315	SLE_NL	Max	-22928.17	-7474.23	870.17	-1297.71	1174.43
43	22	DX302	SLE_NL	Max	-22441.47	-6125.49	733.88	1449.65	1174.43
43	22	DX303	SLE_NL	Max	4109.05	2121.01	-525.26	1449.65	-1185.63
43	22	DX316	SLE_NL	Max	-475.37	-734.23	-388.97	-1297.71	-1185.63
43	22	DX315	SLE_NL	Min	-22928.17	-7474.23	870.17	-1297.71	1174.43
43	22	DX302	SLE_NL	Min	-22441.47	-6125.49	733.88	1449.65	1174.43
43	22	DX303	SLE_NL	Min	4109.05	2121.01	-525.26	1449.65	-1185.63
43	22	DX316	SLE_NL	Min	-475.37	-734.23	-388.97	-1297.71	-1185.63
44	874	DX36	SLU_ENV_NL	Max	110540.16	32882.21	-3468.59	2490.34	-1572.63
44	874	DX49	SLU_ENV_NL	Max	104402.57	31600.61	-2675.91	-433.52	-1572.63
44	874	SX49	SLU_ENV_NL	Max	-159156.40	-48026.34	-2495.21	-433.52	1885.83
44	874	SX36	SLU_ENV_NL	Max	-156400.66	-46640.78	-3287.89	2490.34	1885.83
44	874	DX36	SLU_ENV_NL	Min	98927.80	29343.82	-8626.91	2230.73	-1881.75
44	874	DX49	SLU_ENV_NL	Min	95767.16	29064.67	-6257.68	-702.52	-1881.75
44	874	SX49	SLU_ENV_NL	Min	-166072.07	-50157.33	-7878.71	-702.52	1571.18
44	874	SX36	SLU_ENV_NL	Min	-166964.28	-49753.58	-10247.93	2230.73	1571.18
44	874	DX36	SLE_NL	Max	81799.72	24332.83	-2566.76	1650.74	-1163.75
44	874	DX49	SLE_NL	Max	77257.90	23384.45	-1980.17	-320.80	-1163.75
44	874	SX49	SLE_NL	Max	-117775.74	-35539.49	-1846.46	-320.80	1162.67
44	874	SX36	SLE_NL	Max	-115736.49	-34514.18	-2433.04	1650.74	1162.67



44	874	DX36	SLE_NL	Min	81799.72	24332.83	-2566.76	1650.74	-1163.75
44	874	DX49	SLE_NL	Min	77257.90	23384.45	-1980.17	-320.80	-1163.75
44	874	SX49	SLE_NL	Min	-117775.74	-35539.49	-1846.46	-320.80	1162.67
44	874	SX36	SLE_NL	Min	-115736.49	-34514.18	-2433.04	1650.74	1162.67
45	23	DX318	SLU_ENV_NL	Max	-28906.17	-9243.36	-41.82	1326.08	3243.43
45	23	DX305	SLU_ENV_NL	Max	-26352.45	-6190.81	339.43	4088.83	3243.43
45	23	DX306	SLU_ENV_NL	Max	55773.89	15574.08	240.96	4088.83	955.83
45	23	DX319	SLU_ENV_NL	Max	51544.27	16995.49	623.35	1326.08	955.83
45	23	DX318	SLU_ENV_NL	Min	-44865.56	-13053.97	-184.51	-3451.83	-968.83
45	23	DX305	SLU_ENV_NL	Min	-53011.76	-17976.18	-992.18	-917.09	-968.83
45	23	DX306	SLU_ENV_NL	Min	37847.11	12346.97	-327.01	-917.09	-3226.53
45	23	DX319	SLU_ENV_NL	Min	38641.33	10523.05	-282.99	-3451.83	-3226.53
45	23	DX318	SLE_NL	Max	-21390.57	-6840.09	-136.54	981.30	-716.93
45	23	DX305	SLE_NL	Max	-19500.82	-4581.20	251.18	-678.65	-716.93
45	23	DX306	SLE_NL	Max	28006.86	9136.76	178.31	-678.65	707.32
45	23	DX319	SLE_NL	Max	28594.59	7787.06	-209.41	981.30	707.32
45	23	DX318	SLE_NL	Min	-21390.57	-6840.09	-136.54	981.30	-716.93
45	23	DX305	SLE_NL	Min	-19500.82	-4581.20	251.18	-678.65	-716.93
45	23	DX306	SLE_NL	Min	28006.86	9136.76	178.31	-678.65	707.32
45	23	DX319	SLE_NL	Min	28594.59	7787.06	-209.41	981.30	707.32
46	24	DX319	SLU_ENV_NL	Max	51926.65	17110.70	283.01	3454.21	955.85
46	24	DX306	SLU_ENV_NL	Max	56156.01	15688.21	323.50	917.12	955.85
46	24	DX307	SLU_ENV_NL	Max	-26352.94	-6190.98	992.22	917.12	3247.31
46	24	DX320	SLU_ENV_NL	Max	-28906.79	-9243.58	184.49	3454.21	3247.31
46	24	DX319	SLU_ENV_NL	Min	38641.60	10523.13	-624.72	-1326.12	-3230.39
46	24	DX306	SLU_ENV_NL	Min	37847.41	12347.06	-240.92	-4095.56	-3230.39
46	24	DX307	SLU_ENV_NL	Min	-53335.47	-18072.03	-339.44	-4095.56	-968.85
46	24	DX320	SLU_ENV_NL	Min	-45176.43	-13143.16	44.01	-1326.12	-968.85
46	24	DX319	SLE_NL	Max	28594.79	7787.11	209.42	-981.33	707.33
46	24	DX306	SLE_NL	Max	28007.08	9136.82	-178.28	678.67	707.33
46	24	DX307	SLE_NL	Max	-19501.18	-4581.32	-251.18	678.67	-716.95
46	24	DX320	SLE_NL	Max	-21391.03	-6840.25	136.52	-981.33	-716.95
46	24	DX319	SLE_NL	Min	28594.79	7787.11	209.42	-981.33	707.33
46	24	DX306	SLE_NL	Min	28007.08	9136.82	-178.28	678.67	707.33
46	24	DX307	SLE_NL	Min	-19501.18	-4581.32	-251.18	678.67	-716.95
46	24	DX320	SLE_NL	Min	-21391.03	-6840.25	136.52	-981.33	-716.95
48	25	DX322	SLU_ENV_NL	Max	-642.17	-992.24	525.67	1753.66	2565.54
48	25	DX309	SLU_ENV_NL	Max	5552.95	2866.18	709.74	3010.72	2565.54
48	25	DX310	SLU_ENV_NL	Max	435.15	-281.87	465.30	3010.72	1587.07
48	25	DX323	SLU_ENV_NL	Max	-962.12	504.60	1459.89	1753.66	1587.07
48	25	DX322	SLU_ENV_NL	Min	-6936.21	-1981.74	26.99	-2946.92	-1602.21
48	25	DX309	SLU_ENV_NL	Min	-14165.00	-6181.57	-967.60	-1958.99	-1602.21
48	25	DX310	SLU_ENV_NL	Min	-30326.52	-8277.74	-991.77	-1958.99	-2552.25
48	25	DX323	SLU_ENV_NL	Min	-30984.18	-10100.35	-1175.84	-2946.92	-2552.25
48	25	DX322	SLE_NL	Max	-475.21	-734.26	389.00	1297.71	-1185.63
48	25	DX309	SLE_NL	Max	4109.19	2120.97	525.21	-1449.65	-1185.63
48	25	DX310	SLE_NL	Max	-22441.62	-6125.53	-733.91	-1449.65	1174.43
48	25	DX323	SLE_NL	Max	-22928.29	-7474.26	-870.12	1297.71	1174.43
48	25	DX322	SLE_NL	Min	-475.21	-734.26	389.00	1297.71	-1185.63
48	25	DX309	SLE_NL	Min	4109.19	2120.97	525.21	-1449.65	-1185.63
48	25	DX310	SLE_NL	Min	-22441.62	-6125.53	-733.91	-1449.65	1174.43
48	25	DX323	SLE_NL	Min	-22928.29	-7474.26	-870.12	1297.71	1174.43
51	26	DX302	SLU_ENV_NL	Max	1716.88	1027.45	943.43	2723.04	2080.85
51	26	DX289	SLU_ENV_NL	Max	1261.71	-492.15	1316.45	2560.13	2080.85
51	26	DX290	SLU_ENV_NL	Max	12820.14	4595.11	345.71	2560.13	2399.68
51	26	DX303	SLU_ENV_NL	Max	5546.06	-58.72	1458.20	2723.04	2399.68
51	26	DX302	SLU_ENV_NL	Min	-31905.32	-10638.47	-977.78	-2305.21	-2383.42
51	26	DX289	SLU_ENV_NL	Min	-31939.59	-8623.42	-2090.27	-2844.99	-2383.42
51	26	DX290	SLU_ENV_NL	Min	-22548.26	-6671.69	-415.14	-2844.99	-2098.62
51	26	DX303	SLU_ENV_NL	Min	-13801.78	-2091.29	-788.16	-2305.21	-2098.62
51	26	DX302	SLE_NL	Max	-23609.94	-7872.47	698.14	-1705.86	1539.83
51	26	DX289	SLE_NL	Max	-23635.29	-6381.33	974.18	1894.49	1539.83
51	26	DX290	SLE_NL	Max	9486.90	3400.38	-307.20	1894.49	-1552.98
51	26	DX303	SLE_NL	Max	4104.09	-43.45	-583.24	-1705.86	-1552.98
51	26	DX302	SLE_NL	Min	-23609.94	-7872.47	698.14	-1705.86	1539.83
51	26	DX289	SLE_NL	Min	-23635.29	-6381.33	974.18	1894.49	1539.83
51	26	DX290	SLE_NL	Min	9486.90	3400.38	-307.20	1894.49	-1552.98
51	26	DX303	SLE_NL	Min	4104.09	-43.45	-583.24	-1705.86	-1552.98
53	27	DX305	SLU_ENV_NL	Max	-27022.46	-10188.19	446.12	1649.35	3247.88
53	27	DX292	SLU_ENV_NL	Max	-23629.21	-6481.80	154.35	4141.25	3247.88
53	27	DX293	SLU_ENV_NL	Max	62886.04	17198.01	710.04	4141.25	1244.10
53	27	DX306	SLU_ENV_NL	Max	58388.61	18938.82	289.03	1649.35	1244.10
53	27	DX305	SLU_ENV_NL	Min	-53293.78	-13565.26	-922.97	-3408.36	-1259.86
53	27	DX292	SLU_ENV_NL	Min	-61513.65	-18627.60	-212.37	-1268.99	-1259.86
53	27	DX293	SLU_ENV_NL	Min	35364.19	11859.69	-369.46	-1268.99	-3229.75
53	27	DX306	SLU_ENV_NL	Min	36508.68	9649.53	-367.28	-3408.36	-3229.75
53	27	DX305	SLE_NL	Max	-19996.62	-7539.26	330.13	1220.52	-932.30
53	27	DX292	SLE_NL	Max	-17485.62	-4796.53	-157.16	-939.05	-932.30
53	27	DX293	SLE_NL	Max	26169.50	8776.17	-273.40	-939.05	920.63
53	27	DX306	SLE_NL	Max	27016.42	7140.65	213.88	1220.52	920.63
53	27	DX305	SLE_NL	Min	-19996.62	-7539.26	330.13	1220.52	-932.30



Autorità Portuale di Taranto
Interventi per il dragaggio di 2,3 M m³ di sedimenti in area Molo Polisettoriale e per la realizzazione di un primo lotto della cassa di colmata funzionale all'ampliamento del V Sporgente del Porto di Taranto

Allegati alla relazione di calcolo strutturale allineamento "BC"

Data 05/2016
Rev. B
c.d.c.: C296A
514B



53	27	DX292	SLE_NL	Min	-17485.62	-4796.53	-157.16	-939.05	-932.30
53	27	DX293	SLE_NL	Min	26169.50	8776.17	-273.40	-939.05	920.63
53	27	DX306	SLE_NL	Min	27016.42	7140.65	213.88	1220.52	920.63
54	28	DX306	SLU_ENV_NL	Max	58773.32	19054.90	363.30	3411.92	1244.12
54	28	DX293	SLU_ENV_NL	Max	63270.35	17312.64	369.46	1269.03	1244.12
54	28	DX294	SLU_ENV_NL	Max	-23629.60	-6481.88	212.38	1269.03	3252.83
54	28	DX307	SLU_ENV_NL	Max	-27022.91	-10188.30	923.09	3411.92	3252.83
54	28	DX306	SLU_ENV_NL	Min	36508.94	9649.60	-289.02	-1649.40	-3234.67
54	28	DX293	SLU_ENV_NL	Min	35364.37	11859.75	-711.30	-4149.28	-3234.67
54	28	DX294	SLU_ENV_NL	Min	-61855.41	-18735.20	-151.51	-4149.28	-1259.89
54	28	DX307	SLU_ENV_NL	Min	-53620.28	-13663.67	-446.10	-1649.40	-1259.89
54	28	DX306	SLE_NL	Max	27016.62	7140.71	-213.87	-1220.55	920.65
54	28	DX293	SLE_NL	Max	26169.64	8776.21	273.40	939.08	920.65
54	28	DX294	SLE_NL	Max	-17485.91	-4796.59	157.16	939.08	-932.32
54	28	DX307	SLE_NL	Max	-19996.96	-7539.34	-330.11	-1220.55	-932.32
54	28	DX306	SLE_NL	Min	27016.62	7140.71	-213.87	-1220.55	920.65
54	28	DX293	SLE_NL	Min	26169.64	8776.21	273.40	939.08	920.65
54	28	DX294	SLE_NL	Min	-17485.91	-4796.59	157.16	939.08	-932.32
54	28	DX307	SLE_NL	Min	-19996.96	-7539.34	-330.11	-1220.55	-932.32
56	29	DX309	SLU_ENV_NL	Max	5546.31	-58.54	788.15	2305.21	2404.14
56	29	DX296	SLU_ENV_NL	Max	12820.50	4595.32	415.22	2852.13	2404.14
56	29	DX297	SLU_ENV_NL	Max	1561.88	-404.12	2091.73	2852.13	2080.85
56	29	DX310	SLU_ENV_NL	Max	2017.17	1119.54	980.40	2305.21	2080.85
56	29	DX309	SLU_ENV_NL	Min	-14128.40	-2187.58	-1459.19	-2726.25	-2098.62
56	29	DX296	SLU_ENV_NL	Min	-22889.91	-6778.00	-347.86	-2560.13	-2098.62
56	29	DX297	SLU_ENV_NL	Min	-31939.68	-8623.46	-1316.44	-2560.13	-2387.85
56	29	DX310	SLU_ENV_NL	Min	-31905.54	-10638.54	-943.51	-2726.25	-2387.85
56	29	DX309	SLE_NL	Max	4104.27	-43.32	583.23	1705.86	-1552.98
56	29	DX296	SLE_NL	Max	9487.17	3400.54	307.26	-1894.49	-1552.98
56	29	DX297	SLE_NL	Max	-23635.37	-6381.36	-974.16	-1894.49	1539.83
56	29	DX310	SLE_NL	Max	-23610.10	-7872.52	-698.20	1705.86	1539.83
56	29	DX309	SLE_NL	Min	4104.27	-43.32	583.23	1705.86	-1552.98
56	29	DX296	SLE_NL	Min	9487.17	3400.54	307.26	-1894.49	-1552.98
56	29	DX297	SLE_NL	Min	-23635.37	-6381.36	-974.16	-1894.49	1539.83
56	29	DX310	SLE_NL	Min	-23610.10	-7872.52	-698.20	1705.86	1539.83
59	30	DX289	SLU_ENV_NL	Max	2937.59	1740.89	1801.14	2209.95	2750.24
59	30	DX276	SLU_ENV_NL	Max	7663.82	1818.21	1834.70	3377.43	2750.24
59	30	DX277	SLU_ENV_NL	Max	23896.59	8749.85	430.91	3377.43	1981.97
59	30	DX290	SLU_ENV_NL	Max	13314.79	2413.33	-1073.05	2209.95	1981.97
59	30	DX289	SLU_ENV_NL	Min	-33941.85	-11467.00	-296.45	-3054.28	-1974.42
59	30	DX276	SLU_ENV_NL	Min	-33064.04	-8594.68	1801.16	-2395.70	-1974.42
59	30	DX277	SLU_ENV_NL	Min	-25314.07	-11029.46	-1073.03	-2395.70	-2774.79
59	30	DX290	SLU_ENV_NL	Min	-23988.75	-8120.12	-1700.23	-3054.28	-2774.79
59	30	DX289	SLE_NL	Max	-25116.97	-8485.58	1332.84	-2260.17	2035.18
59	30	DX276	SLE_NL	Max	-24467.39	-6360.07	1332.86	2499.30	2035.18
59	30	DX277	SLE_NL	Max	17683.48	6474.89	-794.04	2499.30	-2053.34
59	30	DX290	SLE_NL	Max	9852.95	1785.86	-794.05	-2260.17	-2053.34
59	30	DX289	SLE_NL	Min	-25116.97	-8485.58	1332.84	-2260.17	2035.18
59	30	DX276	SLE_NL	Min	-24467.39	-6360.07	1332.86	2499.30	2035.18
59	30	DX277	SLE_NL	Min	17683.48	6474.89	-794.04	2499.30	-2053.34
59	30	DX290	SLE_NL	Min	9852.95	1785.86	-794.05	-2260.17	-2053.34
61	31	DX292	SLU_ENV_NL	Max	-23461.67	-8242.86	259.22	2108.26	2965.52
61	31	DX279	SLU_ENV_NL	Max	-19135.58	-3358.01	397.55	3861.56	2965.52
61	31	DX280	SLU_ENV_NL	Max	69407.37	19256.23	226.59	3861.56	1654.35
61	31	DX293	SLU_ENV_NL	Max	65750.32	21621.04	824.28	2108.26	1654.35
61	31	DX292	SLU_ENV_NL	Min	-63050.25	-18625.02	-134.62	-3026.51	-1674.79
61	31	DX279	SLU_ENV_NL	Min	-70781.06	-24141.04	-1108.06	-1771.82	-1674.79
61	31	DX280	SLU_ENV_NL	Min	32135.14	11234.04	-543.00	-1771.82	-2944.52
61	31	DX293	SLU_ENV_NL	Min	33645.15	8449.10	-305.58	-3026.51	-2944.52
61	31	DX292	SLE_NL	Max	-17361.64	-6099.71	-99.62	1560.11	-1239.35
61	31	DX279	SLE_NL	Max	-14160.33	-2484.93	294.19	-1311.14	-1239.35
61	31	DX280	SLE_NL	Max	23780.01	8313.19	167.68	-1311.14	1224.22
61	31	DX293	SLE_NL	Max	24897.41	6252.33	-226.13	1560.11	1224.22
61	31	DX292	SLE_NL	Min	-17361.64	-6099.71	-99.62	1560.11	-1239.35
61	31	DX279	SLE_NL	Min	-14160.33	-2484.93	294.19	-1311.14	-1239.35
61	31	DX280	SLE_NL	Min	23780.01	8313.19	167.68	-1311.14	1224.22
61	31	DX293	SLE_NL	Min	24897.41	6252.33	-226.13	1560.11	1224.22
62	32	DX293	SLU_ENV_NL	Max	66137.99	21738.15	305.61	3031.66	1654.38
62	32	DX280	SLU_ENV_NL	Max	69795.02	19371.72	537.62	1771.87	1654.38
62	32	DX281	SLU_ENV_NL	Max	-19135.73	-3358.08	1108.60	1771.87	2971.89
62	32	DX294	SLU_ENV_NL	Max	-23462.05	-8243.00	134.58	3031.66	2971.89
62	32	DX293	SLU_ENV_NL	Min	33645.31	8449.14	-826.38	-2108.33	-2950.86
62	32	DX280	SLU_ENV_NL	Min	32135.33	11234.10	-226.54	-3871.31	-2950.86
62	32	DX281	SLU_ENV_NL	Min	-71143.53	-24247.72	-397.57	-3871.31	-1674.83
62	32	DX294	SLU_ENV_NL	Min	-63391.27	-18721.46	-255.40	-2108.33	-1674.83
62	32	DX293	SLE_NL	Max	24897.53	6252.37	226.15	-1560.16	1224.24
62	32	DX280	SLE_NL	Max	23780.14	8313.23	-167.64	1311.19	1224.24
62	32	DX281	SLE_NL	Max	-14160.44	-2484.98	-294.20	1311.19	-1239.37
62	32	DX294	SLE_NL	Max	-17361.92	-6099.82	99.59	-1560.16	-1239.37
62	32	DX293	SLE_NL	Min	24897.53	6252.37	226.15	-1560.16	1224.24
62	32	DX280	SLE_NL	Min	23780.14	8313.23	-167.64	1311.19	1224.24



Autorità Portuale di Taranto
Interventi per il dragaggio di 2,3 M m³ di sedimenti in area Molo Polisettoriale e per la realizzazione di un primo lotto della cassa di colmata funzionale all'ampliamento del V Sporgente del Porto di Taranto

Allegati alla relazione di calcolo strutturale allineamento "BC"

Data 05/2016
Rev. B
c.d.c.: C296A
514B



62	32	DX281	SLE_NL	Min	-14160.44	-2484.98	-294.20	1311.19	-1239.37
62	32	DX294	SLE_NL	Min	-17361.92	-6099.82	99.59	-1560.16	-1239.37
64	33	DX296	SLU_ENV_NL	Max	13315.10	2413.33	1697.78	3054.29	1987.96
64	33	DX283	SLU_ENV_NL	Max	23896.76	8749.80	1072.95	2404.68	1987.96
64	33	DX284	SLU_ENV_NL	Max	7970.40	1908.20	-1801.15	2404.68	2750.25
64	33	DX297	SLU_ENV_NL	Max	3241.82	1834.28	298.06	3054.29	2750.25
64	33	DX296	SLU_ENV_NL	Min	-24330.44	-8218.39	1073.05	-2214.87	-2774.79
64	33	DX283	SLU_ENV_NL	Min	-25674.66	-11138.47	-432.13	-3377.44	-2774.79
64	33	DX284	SLU_ENV_NL	Min	-33064.29	-8594.75	-1831.84	-3377.44	-1980.37
64	33	DX297	SLU_ENV_NL	Min	-33941.94	-11467.02	-1801.05	-2214.87	-1980.37
64	33	DX296	SLE_NL	Max	9853.17	1785.86	794.06	2260.17	-2053.35
64	33	DX283	SLE_NL	Max	17683.60	6474.85	793.98	-2499.30	-2053.35
64	33	DX284	SLE_NL	Max	-24467.58	-6360.12	-1332.85	-2499.30	2035.18
64	33	DX297	SLE_NL	Max	-25117.04	-8485.60	-1332.78	2260.17	2035.18
64	33	DX296	SLE_NL	Min	9853.17	1785.86	794.06	2260.17	-2053.35
64	33	DX283	SLE_NL	Min	17683.60	6474.85	793.98	-2499.30	-2053.35
64	33	DX284	SLE_NL	Min	-24467.58	-6360.12	-1332.85	-2499.30	2035.18
64	33	DX297	SLE_NL	Min	-25117.04	-8485.60	-1332.78	2260.17	2035.18
67	34	DX276	SLU_ENV_NL	Max	11024.54	3844.96	1807.68	1688.47	2658.41
67	34	DX263	SLU_ENV_NL	Max	12706.93	2765.10	1151.19	3416.66	2658.41
67	34	DX264	SLU_ENV_NL	Max	39179.57	14110.94	-1117.59	3416.66	1600.20
67	34	DX277	SLU_ENV_NL	Max	30579.82	8145.77	1145.84	1688.47	1600.20
67	34	DX276	SLU_ENV_NL	Min	-44081.19	-14758.65	1376.40	-2808.63	-1586.58
67	34	DX263	SLU_ENV_NL	Min	-43035.52	-11453.31	-1409.64	-2021.27	-1586.58
67	34	DX264	SLU_ENV_NL	Min	-32171.73	-7950.81	-1640.20	-2021.27	-2689.29
67	34	DX277	SLU_ENV_NL	Min	-29962.28	-4942.10	-461.09	-2808.63	-2689.29
67	34	DX276	SLE_NL	Max	-32620.08	-10921.40	1337.68	-2078.38	1967.22
67	34	DX263	SLE_NL	Max	-31846.28	-8475.45	851.88	2528.33	1967.22
67	34	DX264	SLE_NL	Max	28992.88	10442.09	-827.01	2528.33	-1990.08
67	34	DX277	SLE_NL	Max	22629.07	6027.87	-341.21	-2078.38	-1990.08
67	34	DX276	SLE_NL	Min	-32620.08	-10921.40	1337.68	-2078.38	1967.22
67	34	DX263	SLE_NL	Min	-31846.28	-8475.45	851.88	2528.33	1967.22
67	34	DX264	SLE_NL	Min	28992.88	10442.09	-827.01	2528.33	-1990.08
67	34	DX277	SLE_NL	Min	22629.07	6027.87	-341.21	-2078.38	-1990.08
69	35	DX279	SLU_ENV_NL	Max	-24693.37	-9801.24	317.53	1858.63	2563.86
69	35	DX266	SLU_ENV_NL	Max	-21361.18	-5123.77	510.41	3678.49	2563.86
69	35	DX267	SLU_ENV_NL	Max	92182.66	25578.09	805.73	3678.49	1379.53
69	35	DX280	SLU_ENV_NL	Max	89712.35	28559.27	235.32	1858.63	1379.53
69	35	DX279	SLU_ENV_NL	Min	-88055.12	-23417.49	-857.51	-2266.97	-1406.21
69	35	DX266	SLU_ENV_NL	Min	-93799.72	-28377.44	-221.77	-1388.12	-1406.21
69	35	DX267	SLU_ENV_NL	Min	37256.99	12969.75	-303.98	-1388.12	-2537.40
69	35	DX280	SLU_ENV_NL	Min	37940.08	9637.12	-562.20	-2266.97	-2537.40
69	35	DX279	SLE_NL	Max	-18273.09	-7252.92	234.97	1375.39	-1040.60
69	35	DX266	SLE_NL	Max	-15807.28	-3791.59	-164.11	-1027.21	-1040.60
69	35	DX267	SLE_NL	Max	27570.17	9597.61	-224.94	-1027.21	1020.85
69	35	DX280	SLE_NL	Max	28075.66	7131.47	174.14	1375.39	1020.85
69	35	DX279	SLE_NL	Min	-18273.09	-7252.92	234.97	1375.39	-1040.60
69	35	DX266	SLE_NL	Min	-15807.28	-3791.59	-164.11	-1027.21	-1040.60
69	35	DX267	SLE_NL	Min	27570.17	9597.61	-224.94	-1027.21	1020.85
69	35	DX280	SLE_NL	Min	28075.66	7131.47	174.14	1375.39	1020.85
70	36	DX280	SLU_ENV_NL	Max	90201.61	28707.32	555.88	2271.85	1379.56
70	36	DX267	SLU_ENV_NL	Max	92671.19	25723.38	303.93	1388.17	1379.56
70	36	DX268	SLU_ENV_NL	Max	-21361.34	-5123.75	221.78	1388.17	2571.24
70	36	DX281	SLU_ENV_NL	Max	-24693.49	-9801.23	856.37	2271.85	2571.24
70	36	DX280	SLU_ENV_NL	Min	37940.27	9637.17	-235.33	-1858.69	-2544.73
70	36	DX267	SLU_ENV_NL	Min	37257.00	12969.76	-805.95	-3690.82	-2544.73
70	36	DX268	SLU_ENV_NL	Min	-94278.04	-28530.23	-505.46	-3690.82	-1406.25
70	36	DX281	SLU_ENV_NL	Min	-88514.20	-23558.81	-317.47	-1858.69	-1406.25
70	36	DX280	SLE_NL	Max	28075.80	7131.51	-174.14	-1375.43	1020.88
70	36	DX267	SLE_NL	Max	27570.18	9597.62	224.91	1027.25	1020.88
70	36	DX268	SLE_NL	Max	-15807.39	-3791.58	164.12	1027.25	-1040.62
70	36	DX281	SLE_NL	Max	-18273.18	-7252.91	-234.93	-1375.43	-1040.62
70	36	DX280	SLE_NL	Min	28075.80	7131.51	-174.14	-1375.43	1020.88
70	36	DX267	SLE_NL	Min	27570.18	9597.62	224.91	1027.25	1020.88
70	36	DX268	SLE_NL	Min	-15807.39	-3791.58	164.12	1027.25	-1040.62
70	36	DX281	SLE_NL	Min	-18273.18	-7252.91	-234.93	-1375.43	-1040.62
72	37	DX283	SLU_ENV_NL	Max	30580.11	8145.94	461.11	2808.63	1606.84
72	37	DX270	SLU_ENV_NL	Max	39180.12	14111.20	1636.55	2032.27	1606.84
72	37	DX271	SLU_ENV_NL	Max	13094.68	2878.34	1410.89	2032.27	2658.41
72	37	DX284	SLU_ENV_NL	Max	11413.25	3964.47	-1372.29	2808.63	2658.41
72	37	DX283	SLU_ENV_NL	Min	-30416.20	-5077.72	-1146.63	-1692.86	-2689.30
72	37	DX270	SLU_ENV_NL	Min	-32645.24	-8099.32	1117.70	-3416.66	-2689.30
72	37	DX271	SLU_ENV_NL	Min	-43035.59	-11453.34	-1151.23	-3416.66	-1593.16
72	37	DX284	SLU_ENV_NL	Min	-44081.52	-14758.76	-1807.81	-1692.86	-1593.16
72	37	DX283	SLE_NL	Max	22629.28	6028.00	341.22	2078.38	-1990.08
72	37	DX270	SLE_NL	Max	28993.29	10442.29	827.10	-2528.33	-1990.08
72	37	DX271	SLE_NL	Max	-31846.34	-8475.47	-851.91	-2528.33	1967.23
72	37	DX284	SLE_NL	Max	-32620.32	-10921.48	-1337.78	2078.38	1967.23
72	37	DX283	SLE_NL	Min	22629.28	6028.00	341.22	2078.38	-1990.08
72	37	DX270	SLE_NL	Min	28993.29	10442.29	827.10	-2528.33	-1990.08
72	37	DX271	SLE_NL	Min	-31846.34	-8475.47	-851.91	-2528.33	1967.23



Autorità Portuale di Taranto
Interventi per il dragaggio di 2,3 M m³ di sedimenti in area Molo Polisettoriale e per la realizzazione di un primo lotto della cassa di colmata funzionale all'ampliamento del V Sporgente del Porto di Taranto

Allegati alla relazione di calcolo strutturale allineamento "BC"

Data 05/2016
Rev. B
c.d.c.: C296A
514B



72	37	DX284	SLE_NL	Min	-32620.32	-10921.48	-1337.78	2078.38	1967.23
75	38	DX263	SLU_ENV_NL	Max	14314.07	5333.52	1344.51	1694.99	3226.02
75	38	DX250	SLU_ENV_NL	Max	13668.86	3486.38	2116.41	4125.39	3226.02
75	38	DX251	SLU_ENV_NL	Max	49802.79	16022.38	1140.09	4125.39	1631.87
75	38	DX264	SLU_ENV_NL	Max	39287.99	8916.73	-1213.86	1694.99	1631.87
75	38	DX263	SLU_ENV_NL	Min	-45945.34	-15597.11	-2003.98	-3428.44	-1611.16
75	38	DX250	SLU_ENV_NL	Min	-44780.88	-11615.10	349.97	-2080.23	-1611.16
75	38	DX251	SLU_ENV_NL	Min	-37509.82	-15294.72	-644.39	-2080.23	-3262.95
75	38	DX264	SLU_ENV_NL	Min	-33900.02	-10923.06	-1416.28	-3428.44	-3262.95
75	38	DX263	SLE_NL	Max	-33999.55	-11541.86	994.94	-2537.05	2387.25
75	38	DX250	SLE_NL	Max	-33137.85	-8595.17	1566.14	3052.79	2387.25
75	38	DX251	SLE_NL	Max	36854.07	11856.56	-476.84	3052.79	-2414.59
75	38	DX264	SLE_NL	Max	29073.11	6598.38	-1048.05	-2537.05	-2414.59
75	38	DX263	SLE_NL	Min	-33999.55	-11541.86	994.94	-2537.05	2387.25
75	38	DX250	SLE_NL	Min	-33137.85	-8595.17	1566.14	3052.79	2387.25
75	38	DX251	SLE_NL	Min	36854.07	11856.56	-476.84	3052.79	-2414.59
75	38	DX264	SLE_NL	Min	29073.11	6598.38	-1048.05	-2537.05	-2414.59
77	39	DX266	SLU_ENV_NL	Max	-21479.08	-8085.70	487.76	1803.27	3033.74
77	39	DX253	SLU_ENV_NL	Max	-18115.42	-2545.11	355.30	4275.10	3033.74
77	39	DX254	SLU_ENV_NL	Max	98038.04	27454.58	281.01	4275.10	1348.84
77	39	DX267	SLU_ENV_NL	Max	95428.39	31012.51	878.84	1803.27	1348.84
77	39	DX266	SLU_ENV_NL	Min	-95284.23	-27941.15	-230.86	-2758.87	-1380.79
77	39	DX253	SLU_ENV_NL	Min	-101981.80	-34071.21	-1040.94	-1378.08	-1380.79
77	39	DX254	SLU_ENV_NL	Min	34856.60	12470.92	-649.85	-1378.08	-3001.47
77	39	DX267	SLU_ENV_NL	Min	35121.33	8419.84	-305.14	-2758.87	-3001.47
77	39	DX266	SLE_NL	Max	-15894.52	-5983.42	-170.83	1334.42	-1021.79
77	39	DX253	SLE_NL	Max	-13405.41	-1883.38	262.92	-1019.78	-1021.79
77	39	DX254	SLE_NL	Max	25793.88	9228.48	207.95	-1019.78	998.14
77	39	DX267	SLE_NL	Max	25989.78	6230.68	-225.81	1334.42	998.14
77	39	DX266	SLE_NL	Min	-15894.52	-5983.42	-170.83	1334.42	-1021.79
77	39	DX253	SLE_NL	Min	-13405.41	-1883.38	262.92	-1019.78	-1021.79
77	39	DX254	SLE_NL	Min	25793.88	9228.48	207.95	-1019.78	998.14
77	39	DX267	SLE_NL	Min	25989.78	6230.68	-225.81	1334.42	998.14
78	40	DX267	SLU_ENV_NL	Max	95923.44	31162.77	305.15	2767.44	1348.87
78	40	DX254	SLU_ENV_NL	Max	98533.31	27601.42	641.30	1378.13	1348.87
78	40	DX255	SLU_ENV_NL	Max	-18115.41	-2545.15	1040.64	1378.13	3044.39
78	40	DX268	SLU_ENV_NL	Max	-21479.24	-8085.79	230.81	2767.44	3044.39
78	40	DX267	SLU_ENV_NL	Min	35121.30	8419.82	-880.35	-1803.33	-3012.06
78	40	DX254	SLU_ENV_NL	Min	34856.60	12470.93	-280.97	-4291.35	-3012.06
78	40	DX255	SLU_ENV_NL	Min	-102489.50	-34217.58	-355.31	-4291.35	-1380.83
78	40	DX268	SLU_ENV_NL	Min	-95761.53	-28073.75	-481.01	-1803.33	-1380.83
78	40	DX267	SLE_NL	Max	25989.76	6230.67	225.81	-1334.47	998.17
78	40	DX254	SLE_NL	Max	25793.88	9228.48	-207.92	1019.82	998.17
78	40	DX255	SLE_NL	Max	-13405.41	-1883.41	-262.93	1019.82	-1021.81
78	40	DX268	SLE_NL	Max	-15894.63	-5983.49	170.80	-1334.47	-1021.81
78	40	DX267	SLE_NL	Min	25989.76	6230.67	225.81	-1334.47	998.17
78	40	DX254	SLE_NL	Min	25793.88	9228.48	-207.92	1019.82	998.17
78	40	DX255	SLE_NL	Min	-13405.41	-1883.41	-262.93	1019.82	-1021.81
78	40	DX268	SLE_NL	Min	-15894.63	-5983.49	170.80	-1334.47	-1021.81
79	875	DX49	SLU_ENV_NL	Max	103474.03	30712.85	-2308.76	2445.92	-1681.66
79	875	DX62	SLU_ENV_NL	Max	98689.50	29936.21	-1414.41	-550.05	-1681.66
79	875	SX62	SLU_ENV_NL	Max	-159037.17	-48039.27	407.36	-550.05	1845.85
79	875	SX49	SLU_ENV_NL	Max	-158228.41	-47140.40	-487.00	2445.92	1845.85
79	875	DX49	SLU_ENV_NL	Min	94799.72	28140.66	-4315.03	2298.79	-1850.07
79	875	DX62	SLU_ENV_NL	Min	93834.53	28449.61	-2747.20	-686.22	-1850.07
79	875	SX62	SLU_ENV_NL	Min	-162453.43	-49034.79	-2253.91	-686.22	1679.97
79	875	SX49	SLU_ENV_NL	Min	-165104.40	-49232.56	-3821.74	2298.79	1679.97
79	875	DX49	SLE_NL	Max	76570.78	22727.51	-1708.48	1809.98	-1369.05
79	875	DX62	SLE_NL	Max	73030.23	22152.79	-1046.66	-507.80	-1369.05
79	875	SX62	SLE_NL	Max	-117687.50	-35549.06	301.45	-507.80	1365.93
79	875	SX49	SLE_NL	Max	-117089.02	-34883.90	-360.38	1809.98	1365.93
79	875	DX49	SLE_NL	Min	76570.78	22727.51	-1708.48	1809.98	-1369.05
79	875	DX62	SLE_NL	Min	73030.23	22152.79	-1046.66	-507.80	-1369.05
79	875	SX62	SLE_NL	Min	-117687.50	-35549.06	301.45	-507.80	1365.93
79	875	SX49	SLE_NL	Min	-117089.02	-34883.90	-360.38	1809.98	1365.93
80	41	DX270	SLU_ENV_NL	Max	39288.48	8916.82	1416.24	3428.46	1641.89
80	41	DX257	SLU_ENV_NL	Max	49803.06	16022.39	644.28	2095.28	1641.89
80	41	DX258	SLU_ENV_NL	Max	14067.00	3602.77	-345.09	2095.28	3226.03
80	41	DX271	SLU_ENV_NL	Max	14709.21	5455.68	2005.54	3428.46	3226.03
80	41	DX270	SLU_ENV_NL	Min	-34374.12	-11057.84	1209.37	-1703.19	-3262.97
80	41	DX257	SLU_ENV_NL	Min	-38011.32	-15443.97	-1141.26	-4125.41	-3262.97
80	41	DX258	SLU_ENV_NL	Min	-44781.23	-11615.20	-2116.36	-4125.41	-1621.11
80	41	DX271	SLU_ENV_NL	Min	-45945.41	-15597.12	-1344.40	-1703.19	-1621.11
80	41	DX270	SLE_NL	Max	29073.48	6598.44	1048.02	2537.06	-2414.60
80	41	DX257	SLE_NL	Max	36854.26	11856.57	476.77	-3052.80	-2414.60
80	41	DX258	SLE_NL	Max	-33138.11	-8595.25	-1566.11	-3052.80	2387.26
80	41	DX271	SLE_NL	Max	-33999.61	-11541.87	-994.86	2537.06	2387.26
80	41	DX270	SLE_NL	Min	29073.48	6598.44	1048.02	2537.06	-2414.60
80	41	DX257	SLE_NL	Min	36854.26	11856.57	476.77	-3052.80	-2414.60
80	41	DX258	SLE_NL	Min	-33138.11	-8595.25	-1566.11	-3052.80	2387.26
80	41	DX271	SLE_NL	Min	-33999.61	-11541.87	-994.86	2537.06	2387.26



Autorità Portuale di Taranto
Interventi per il dragaggio di 2,3 M m³ di sedimenti in area Molo Polisettoriale e per la realizzazione di un primo lotto della cassa di colmata funzionale all'ampliamento del V Sporgente del Porto di Taranto

Allegati alla relazione di calcolo strutturale allineamento "BC"

Data 05/2016
Rev. B
c.d.c.: C296A
514B



83	42	DX250	SLU_ENV_NL	Max	14545.57	4628.79	2204.86	475.58	3536.50
83	42	DX237	SLU_ENV_NL	Max	11649.33	2691.84	1388.52	4544.43	3536.50
83	42	DX238	SLU_ENV_NL	Max	62603.24	21632.94	-1081.81	4544.43	584.51
83	42	DX251	SLU_ENV_NL	Max	51165.89	14155.53	1365.40	475.58	584.51
83	42	DX250	SLU_ENV_NL	Min	-48139.50	-16400.01	-124.24	-3734.32	-567.16
83	42	DX237	SLU_ENV_NL	Min	-47105.14	-12258.41	-2571.45	-865.09	-567.16
83	42	DX238	SLU_ENV_NL	Min	-38736.51	-10296.57	-1581.46	-865.09	-3575.20
83	42	DX251	SLU_ENV_NL	Min	-35563.12	-7025.72	-765.12	-3734.32	-3575.20
83	42	DX250	SLE_NL	Max	-35623.23	-12136.00	1631.60	-2763.40	2617.01
83	42	DX237	SLE_NL	Max	-34857.80	-9071.22	1027.51	3362.88	2617.01
83	42	DX238	SLE_NL	Max	46326.40	16008.37	-1170.28	3362.88	-2645.65
83	42	DX251	SLE_NL	Max	37862.76	10475.09	-566.19	-2763.40	-2645.65
83	42	DX250	SLE_NL	Min	-35623.23	-12136.00	1631.60	-2763.40	2617.01
83	42	DX237	SLE_NL	Min	-34857.80	-9071.22	1027.51	3362.88	2617.01
83	42	DX238	SLE_NL	Min	46326.40	16008.37	-1170.28	3362.88	-2645.65
83	42	DX251	SLE_NL	Min	37862.76	10475.09	-566.19	-2763.40	-2645.65
85	43	DX253	SLU_ENV_NL	Max	-19279.45	-8585.60	294.14	1330.52	2634.24
85	43	DX240	SLU_ENV_NL	Max	-16591.73	-3469.78	652.11	3856.76	2634.24
85	43	DX241	SLU_ENV_NL	Max	103680.34	28905.10	878.06	3856.76	957.20
85	43	DX254	SLU_ENV_NL	Max	101044.10	32014.81	301.42	1330.52	957.20
85	43	DX253	SLU_ENV_NL	Min	-101573.86	-27251.41	-858.30	-2251.54	-987.85
85	43	DX240	SLU_ENV_NL	Min	-107368.88	-32398.95	-334.08	-936.42	-987.85
85	43	DX241	SLU_ENV_NL	Min	32867.66	11930.14	-326.81	-936.42	-2606.74
85	43	DX254	SLU_ENV_NL	Min	32820.61	7844.72	-632.35	-2251.54	-2606.74
85	43	DX253	SLE_NL	Max	-14266.79	-6353.35	217.66	984.58	-731.01
85	43	DX240	SLE_NL	Max	-12277.88	-2567.64	-247.22	-692.95	-731.01
85	43	DX241	SLE_NL	Max	24322.07	8828.30	-241.84	-692.95	708.33
85	43	DX254	SLE_NL	Max	24287.25	5805.09	223.05	984.58	708.33
85	43	DX253	SLE_NL	Min	-14266.79	-6353.35	217.66	984.58	-731.01
85	43	DX240	SLE_NL	Min	-12277.88	-2567.64	-247.22	-692.95	-731.01
85	43	DX241	SLE_NL	Min	24322.07	8828.30	-241.84	-692.95	708.33
85	43	DX254	SLE_NL	Min	24287.25	5805.09	223.05	984.58	708.33
86	44	DX254	SLU_ENV_NL	Max	101548.56	32168.59	621.90	2264.56	957.23
86	44	DX241	SLU_ENV_NL	Max	104182.66	29053.35	326.74	936.46	957.23
86	44	DX242	SLU_ENV_NL	Max	-16591.79	-3469.75	334.12	936.46	2648.91
86	44	DX255	SLU_ENV_NL	Max	-19279.38	-8585.55	859.91	2264.56	2648.91
86	44	DX254	SLU_ENV_NL	Min	32820.58	7844.70	-301.46	-1330.57	-2621.32
86	44	DX241	SLU_ENV_NL	Min	32867.39	11930.06	-881.37	-3877.90	-2621.32
86	44	DX242	SLU_ENV_NL	Min	-107929.84	-32578.91	-643.35	-3877.90	-987.88
86	44	DX255	SLU_ENV_NL	Min	-102092.49	-27410.52	-294.07	-1330.57	-987.88
86	44	DX254	SLE_NL	Max	24287.23	5805.08	-223.08	-984.62	708.35
86	44	DX241	SLE_NL	Max	24321.87	8828.24	241.79	692.98	708.35
86	44	DX242	SLE_NL	Max	-12277.92	-2567.62	247.25	692.98	-731.03
86	44	DX255	SLE_NL	Max	-14266.74	-6353.31	-217.61	-984.62	-731.03
86	44	DX254	SLE_NL	Min	24287.23	5805.08	-223.08	-984.62	708.35
86	44	DX241	SLE_NL	Min	24321.87	8828.24	241.79	692.98	708.35
86	44	DX242	SLE_NL	Min	-12277.92	-2567.62	247.25	692.98	-731.03
86	44	DX255	SLE_NL	Min	-14266.74	-6353.31	-217.61	-984.62	-731.03
88	45	DX257	SLU_ENV_NL	Max	51166.20	14155.67	765.16	3734.33	598.13
88	45	DX244	SLU_ENV_NL	Max	62603.79	21633.16	1581.55	884.51	598.13
88	45	DX245	SLU_ENV_NL	Max	12059.42	2809.77	2574.07	884.51	3536.51
88	45	DX258	SLU_ENV_NL	Max	14953.68	4755.95	130.51	3734.33	3536.51
88	45	DX257	SLU_ENV_NL	Min	-36072.08	-7177.40	-1368.22	-487.74	-3575.21
88	45	DX244	SLU_ENV_NL	Min	-39284.15	-10469.66	1075.34	-4544.45	-3575.21
88	45	DX245	SLU_ENV_NL	Min	-47105.30	-12258.46	-1388.56	-4544.45	-580.68
88	45	DX258	SLU_ENV_NL	Min	-48139.87	-16400.13	-2204.96	-487.74	-580.68
88	45	DX257	SLE_NL	Max	37862.98	10475.19	566.22	2763.41	-2645.66
88	45	DX244	SLE_NL	Max	46326.80	16008.54	1170.35	-3362.89	-2645.66
88	45	DX245	SLE_NL	Max	-34857.92	-9071.26	-1027.54	-3362.89	2617.02
88	45	DX258	SLE_NL	Max	-35623.50	-12136.10	-1631.67	2763.41	2617.02
88	45	DX257	SLE_NL	Min	37862.98	10475.19	566.22	2763.41	-2645.66
88	45	DX244	SLE_NL	Min	46326.80	16008.54	1170.35	-3362.89	-2645.66
88	45	DX245	SLE_NL	Min	-34857.92	-9071.26	-1027.54	-3362.89	2617.02
88	45	DX258	SLE_NL	Min	-35623.50	-12136.10	-1631.67	2763.41	2617.02
91	46	DX237	SLU_ENV_NL	Max	11598.50	3552.91	1519.88	-1637.52	3946.15
91	46	DX224	SLU_ENV_NL	Max	10929.05	3511.43	2336.90	5081.26	3946.15
91	46	DX225	SLU_ENV_NL	Max	75925.99	23747.10	532.13	5081.26	-1245.58
91	46	DX238	SLU_ENV_NL	Max	63082.57	16076.90	-1805.04	-1637.52	-1245.58
91	46	DX237	SLU_ENV_NL	Min	-50729.79	-17186.78	-1321.19	-4152.26	1247.00
91	46	DX224	SLU_ENV_NL	Min	-49949.09	-12977.74	2222.84	1264.10	1247.00
91	46	DX225	SLU_ENV_NL	Min	-34078.80	-15051.86	-988.02	1264.10	-3985.72
91	46	DX238	SLU_ENV_NL	Min	-39738.39	-14666.67	-3011.90	-4152.26	-3985.72
91	46	DX237	SLE_NL	Max	-37540.05	-12718.22	1124.71	-3072.67	2920.15
91	46	DX224	SLE_NL	Max	-36962.33	-9603.52	1729.31	3760.13	2920.15
91	46	DX225	SLE_NL	Max	56185.23	17572.85	-731.14	3760.13	-2949.43
91	46	DX238	SLE_NL	Max	46681.10	11896.91	-1335.73	-3072.67	-2949.43
91	46	DX237	SLE_NL	Min	-37540.05	-12718.22	1124.71	-3072.67	2920.15
91	46	DX224	SLE_NL	Min	-36962.33	-9603.52	1729.31	3760.13	2920.15
91	46	DX225	SLE_NL	Min	56185.23	17572.85	-731.14	3760.13	-2949.43
91	46	DX238	SLE_NL	Min	46681.10	11896.91	-1335.73	-3072.67	-2949.43
93	47	DX240	SLU_ENV_NL	Max	-17056.93	-6350.03	954.80	789.75	1512.93



Autorità Portuale di Taranto
Interventi per il dragaggio di 2,3 M³ di sedimenti in area Molo Polisettoriale e per la realizzazione di un primo lotto della cassa di colmata funzionale all'ampliamento del V Sporgente del Porto di Taranto

Allegati alla relazione di calcolo strutturale allineamento "BC"

Data 05/2016
Rev. B
c.d.c.: C296A
514B



93	47	DX227	SLU_ENV_NL	Max	-15280.34	-1416.17	449.36	2594.04	1512.93
93	47	DX228	SLU_ENV_NL	Max	107405.51	30852.13	458.45	2594.04	503.66
93	47	DX241	SLU_ENV_NL	Max	106270.80	33545.62	1080.06	789.75	503.66
93	47	DX240	SLU_ENV_NL	Min	-108821.13	-33245.44	-406.47	-906.70	-533.71
93	47	DX227	SLU_ENV_NL	Min	-112330.94	-37212.09	-1095.64	-419.29	-533.71
93	47	DX228	SLU_ENV_NL	Min	32014.43	11507.17	-970.38	-419.29	-1490.74
93	47	DX241	SLU_ENV_NL	Min	31115.89	7420.50	-397.38	-906.70	-1490.74
93	47	DX240	SLE_NL	Max	-12622.13	-4699.02	-300.79	584.41	-394.94
93	47	DX227	SLE_NL	Max	-11307.45	-1047.97	332.53	-310.27	-394.94
93	47	DX228	SLE_NL	Max	23690.68	8515.30	339.25	-310.27	372.71
93	47	DX241	SLE_NL	Max	23025.76	5491.17	-294.06	584.41	372.71
93	47	DX240	SLE_NL	Min	-12622.13	-4699.02	-300.79	584.41	-394.94
93	47	DX227	SLE_NL	Min	-11307.45	-1047.97	332.53	-310.27	-394.94
93	47	DX228	SLE_NL	Min	23690.68	8515.30	339.25	-310.27	372.71
93	47	DX241	SLE_NL	Min	23025.76	5491.17	-294.06	584.41	372.71
94	48	DX241	SLU_ENV_NL	Max	106785.67	33703.25	397.42	925.31	503.67
94	48	DX228	SLU_ENV_NL	Max	107920.61	31003.49	956.63	419.31	503.67
94	48	DX229	SLU_ENV_NL	Max	-15280.22	-1416.16	1098.30	419.31	1532.62
94	48	DX242	SLU_ENV_NL	Max	-17056.99	-6350.08	406.41	925.31	1532.62
94	48	DX241	SLU_ENV_NL	Min	31115.60	7420.41	-1084.96	-789.78	-1510.34
94	48	DX228	SLU_ENV_NL	Min	32014.25	11507.12	-458.40	-2621.27	-1510.34
94	48	DX229	SLU_ENV_NL	Min	-112953.32	-37391.56	-449.40	-2621.27	-533.72
94	48	DX242	SLU_ENV_NL	Min	-109384.53	-33401.06	-943.29	-789.78	-533.72
94	48	DX241	SLE_NL	Max	23025.54	5491.11	294.09	-584.43	372.72
94	48	DX228	SLE_NL	Max	23690.55	8515.27	-339.22	310.29	372.72
94	48	DX229	SLE_NL	Max	-11307.36	-1047.96	-332.56	310.29	-394.96
94	48	DX242	SLE_NL	Max	-12622.17	-4699.06	300.75	-584.43	-394.96
94	48	DX241	SLE_NL	Min	23025.54	5491.11	294.09	-584.43	372.72
94	48	DX228	SLE_NL	Min	23690.55	8515.27	-339.22	310.29	372.72
94	48	DX229	SLE_NL	Min	-11307.36	-1047.96	-332.56	310.29	-394.96
94	48	DX242	SLE_NL	Min	-12622.17	-4699.06	300.75	-584.43	-394.96
96	49	DX244	SLU_ENV_NL	Max	63083.09	16077.01	3003.89	4152.28	-1226.76
96	49	DX231	SLU_ENV_NL	Max	75926.31	23747.14	987.93	-1238.36	-1226.76
96	49	DX232	SLU_ENV_NL	Max	11360.80	3636.14	-2215.52	-1238.36	3946.17
96	49	DX245	SLU_ENV_NL	Max	12022.36	3685.74	1324.28	4152.28	3946.17
96	49	DX244	SLU_ENV_NL	Min	-40290.17	-14822.57	1805.00	1619.57	-3985.74
96	49	DX231	SLU_ENV_NL	Min	-34681.55	-15231.25	-535.92	-5081.29	-3985.74
96	49	DX232	SLU_ENV_NL	Min	-49949.54	-12977.86	-2336.85	-5081.29	1228.29
96	49	DX245	SLU_ENV_NL	Min	-50729.96	-17186.83	-1519.78	1619.57	1228.29
96	49	DX244	SLE_NL	Max	46681.49	11896.99	1335.70	3072.69	-2949.45
96	49	DX231	SLE_NL	Max	56185.47	17572.88	731.07	-3760.15	-2949.45
96	49	DX232	SLE_NL	Max	-36962.66	-9603.62	-1729.27	-3760.15	2920.17
96	49	DX245	SLE_NL	Max	-37540.17	-12718.25	-1124.64	3072.69	2920.17
96	49	DX244	SLE_NL	Min	46681.49	11896.99	1335.70	3072.69	-2949.45
96	49	DX231	SLE_NL	Min	56185.47	17572.88	731.07	-3760.15	-2949.45
96	49	DX232	SLE_NL	Min	-36962.66	-9603.62	-1729.27	-3760.15	2920.17
96	49	DX245	SLE_NL	Min	-37540.17	-12718.25	-1124.64	3072.69	2920.17
99	50	DX224	SLU_ENV_NL	Max	8801.47	1633.73	2288.95	-4548.34	4511.22
99	50	DX211	SLU_ENV_NL	Max	2590.30	1249.22	1234.08	5813.23	4511.22
99	50	DX212	SLU_ENV_NL	Max	91844.51	30479.13	-2090.32	5813.23	-3804.26
99	50	DX225	SLU_ENV_NL	Max	78043.48	22663.93	1028.92	-4548.34	-3804.26
99	50	DX224	SLU_ENV_NL	Min	-53973.68	-18251.55	1129.87	-4735.59	3798.87
99	50	DX211	SLU_ENV_NL	Min	-54175.52	-14265.44	-2446.32	4302.50	3798.87
99	50	DX212	SLU_ENV_NL	Min	-22517.66	-3064.92	-2547.28	4302.50	-4550.53
99	50	DX225	SLU_ENV_NL	Min	-29519.27	-5067.68	-1035.46	-4735.59	-4550.53
99	50	DX224	SLE_NL	Max	-39940.52	-13506.15	1693.82	-3504.34	3338.30
99	50	DX211	SLE_NL	Max	-40089.88	-10556.43	913.22	4301.79	3338.30
99	50	DX212	SLE_NL	Max	67964.94	22554.55	-1546.84	4301.79	-3367.39
99	50	DX225	SLE_NL	Max	57752.18	16771.31	-766.24	-3504.34	3337.39
99	50	DX224	SLE_NL	Min	-39940.52	-13506.15	1693.82	-3504.34	3338.30
99	50	DX211	SLE_NL	Min	-40089.88	-10556.43	913.22	4301.79	3338.30
99	50	DX212	SLE_NL	Min	67964.94	22554.55	-1546.84	4301.79	-3367.39
99	50	DX225	SLE_NL	Min	57752.18	16771.31	-766.24	-3504.34	-3367.39
101	51	DX227	SLU_ENV_NL	Max	-17144.52	-8001.86	322.95	886.72	11.23
101	51	DX214	SLU_ENV_NL	Max	-16536.09	-4115.37	1074.17	818.26	11.23
101	51	DX215	SLU_ENV_NL	Max	108559.28	31400.76	935.76	818.26	34.81
101	51	DX228	SLU_ENV_NL	Max	108563.15	33227.30	512.97	886.72	34.81
101	51	DX227	SLU_ENV_NL	Min	-110847.79	-30784.66	-720.38	158.91	-23.93
101	51	DX214	SLU_ENV_NL	Min	-111403.44	-32225.62	-645.42	214.48	-23.93
101	51	DX215	SLU_ENV_NL	Min	31812.64	11277.30	-455.41	214.48	-36.44
101	51	DX228	SLU_ENV_NL	Min	30729.46	7595.69	-858.79	158.91	-36.44
101	51	DX227	SLE_NL	Max	-12686.95	-5921.38	238.99	117.59	8.31
101	51	DX214	SLE_NL	Max	-12236.71	-3045.37	-477.61	158.71	8.31
101	51	DX215	SLE_NL	Max	23541.36	8345.20	-337.00	158.71	-26.97
101	51	DX228	SLE_NL	Max	22739.80	5620.81	379.60	117.59	-26.97
101	51	DX227	SLE_NL	Min	-12686.95	-5921.38	238.99	117.59	8.31
101	51	DX214	SLE_NL	Min	-12236.71	-3045.37	-477.61	158.71	8.31
101	51	DX215	SLE_NL	Min	23541.36	8345.20	-337.00	158.71	-26.97
101	51	DX228	SLE_NL	Min	22739.80	5620.81	379.60	117.59	-26.97
102	52	DX228	SLU_ENV_NL	Max	109095.09	33391.18	841.63	-158.92	8.60
102	52	DX215	SLU_ENV_NL	Max	109086.69	31554.69	455.33	-214.47	8.60



Autorità Portuale di Taranto
Interventi per il dragaggio di 2,3 M³ di sedimenti in area Molo Polisettoriale e per la realizzazione di un primo lotto della cassa di colmata funzionale all'ampliamento del V Sporgente del Porto di Taranto

Allegati alla relazione di calcolo strutturale allineamento "BC"

Data 05/2016
Rev. B
c.d.c.: C296A
514B

102	52	DX216	SLU_ENV_NL	Max	-16536.16	-4115.36	645.48	-214.47	11.22
102	52	DX229	SLU_ENV_NL	Max	-17144.38	-8001.80	727.02	-158.92	11.22
102	52	DX228	SLU_ENV_NL	Min	30729.27	7595.63	-513.04	-860.79	-36.43
102	52	DX215	SLU_ENV_NL	Min	31812.22	11277.18	-944.23	-853.61	-36.43
102	52	DX216	SLU_ENV_NL	Min	-112124.90	-32456.62	-1058.85	-853.61	2.44
102	52	DX229	SLU_ENV_NL	Min	-111488.24	-30980.71	-322.88	-860.79	2.44
102	52	DX228	SLE_NL	Max	22739.66	5620.77	-379.65	-117.60	-26.96
102	52	DX215	SLE_NL	Max	23541.05	8345.11	336.94	-158.71	-26.96
102	52	DX216	SLE_NL	Max	-12236.76	-3045.37	477.66	-158.71	8.31
102	52	DX229	SLE_NL	Max	-12686.84	-5921.33	-238.93	-117.60	8.31
102	52	DX228	SLE_NL	Min	22739.66	5620.77	-379.65	-117.60	-26.96
102	52	DX215	SLE_NL	Min	23541.05	8345.11	336.94	-158.71	-26.96
102	52	DX216	SLE_NL	Min	-12236.76	-3045.37	477.66	-158.71	8.31
102	52	DX229	SLE_NL	Min	-12686.84	-5921.33	-238.93	-117.60	8.31
104	53	DX231	SLU_ENV_NL	Max	78043.84	22664.07	1035.52	4735.61	-3779.48
104	53	DX218	SLU_ENV_NL	Max	91845.21	30479.39	2536.55	-4269.45	-3779.48
104	53	DX219	SLU_ENV_NL	Max	3048.31	1378.96	2450.86	-4269.45	4511.24
104	53	DX232	SLU_ENV_NL	Max	9250.97	1775.73	-1120.91	4735.61	4511.24
104	53	DX231	SLU_ENV_NL	Min	-30135.82	-5251.19	-1035.22	4523.85	-4550.55
104	53	DX218	SLU_ENV_NL	Min	-23202.45	-3281.36	2090.43	-5813.25	-4550.55
104	53	DX219	SLU_ENV_NL	Min	-54175.70	-14265.50	-1234.16	-5813.25	3774.23
104	53	DX232	SLU_ENV_NL	Min	-53974.15	-18251.70	-2289.07	4523.85	3774.23
104	53	DX231	SLE_NL	Max	57752.44	16771.41	766.29	3504.35	-3367.41
104	53	DX218	SLE_NL	Max	67965.46	22554.75	1546.92	-4301.81	-3367.41
104	53	DX219	SLE_NL	Max	-40090.02	-10556.47	-913.28	-4301.81	3338.32
104	53	DX232	SLE_NL	Max	-39940.87	-13506.26	-1693.91	3504.35	3338.32
104	53	DX231	SLE_NL	Min	57752.44	16771.41	766.29	3504.35	-3367.41
104	53	DX218	SLE_NL	Min	67965.46	22554.75	1546.92	-4301.81	-3367.41
104	53	DX219	SLE_NL	Min	-40090.02	-10556.47	-913.28	-4301.81	3338.32
104	53	DX232	SLE_NL	Min	-39940.87	-13506.26	-1693.91	3504.35	3338.32
107	54	DX211	SLU_ENV_NL	Max	-1679.75	-2105.89	1721.64	-5901.88	7060.21
107	54	DX198	SLU_ENV_NL	Max	-3408.22	780.76	5807.14	8206.45	7060.21
107	54	DX199	SLU_ENV_NL	Max	110879.40	33253.91	-233.61	8206.45	-5626.83
107	54	DX212	SLU_ENV_NL	Max	93008.06	24556.35	-2863.89	-5901.88	-5626.83
107	54	DX211	SLU_ENV_NL	Min	-58773.81	-19791.80	-41.51	-8270.42	5583.46
107	54	DX198	SLU_ENV_NL	Min	-58863.80	-15471.22	3181.00	7148.07	5583.46
107	54	DX199	SLU_ENV_NL	Min	726.35	-6052.10	-1404.52	7148.07	-7093.92
107	54	DX212	SLU_ENV_NL	Min	-22319.56	-13282.99	-6082.26	-8270.42	-7093.92
107	54	DX211	SLE_NL	Max	-43492.62	-14645.93	1274.01	-4367.39	4131.76
107	54	DX198	SLE_NL	Max	-43559.22	-11448.70	2353.94	5289.57	4131.76
107	54	DX199	SLE_NL	Max	82050.76	24607.89	-1039.35	5289.57	-4163.85
107	54	DX212	SLE_NL	Max	68825.97	18171.70	-2119.28	-4367.39	-4163.85
107	54	DX211	SLE_NL	Min	-43492.62	-14645.93	1274.01	-4367.39	4131.76
107	54	DX198	SLE_NL	Min	-43559.22	-11448.70	2353.94	5289.57	4131.76
107	54	DX199	SLE_NL	Min	82050.76	24607.89	-1039.35	5289.57	-4163.85
107	54	DX212	SLE_NL	Min	68825.97	18171.70	-2119.28	-4367.39	-4163.85
109	55	DX214	SLU_ENV_NL	Max	-17112.37	-5530.71	1645.91	3347.95	352.99
109	55	DX201	SLU_ENV_NL	Max	-17123.05	-1683.94	688.26	616.32	352.99
109	55	DX202	SLU_ENV_NL	Max	105802.41	31615.04	749.90	616.32	2150.74
109	55	DX215	SLU_ENV_NL	Max	108386.61	32849.10	1168.94	3347.95	2150.74
109	55	DX214	SLU_ENV_NL	Min	-111909.02	-35934.80	-650.29	-235.51	-2148.95
109	55	DX201	SLU_ENV_NL	Min	-108039.85	-35236.81	-847.05	-1663.29	-2148.95
109	55	DX202	SLU_ENV_NL	Min	32980.27	11413.85	-1324.02	-1663.29	-377.89
109	55	DX215	SLU_ENV_NL	Min	30917.20	7786.92	-588.65	-235.51	-377.89
109	55	DX214	SLE_NL	Max	-12663.15	-4092.72	-481.22	-174.28	261.21
109	55	DX201	SLE_NL	Max	-12671.06	-1246.11	509.31	456.07	261.21
109	55	DX202	SLE_NL	Max	24405.40	8446.25	554.93	456.07	-279.64
109	55	DX215	SLE_NL	Max	22878.73	5762.32	-435.60	-174.28	-279.64
109	55	DX214	SLE_NL	Min	-12663.15	-4092.72	-481.22	-174.28	261.21
109	55	DX201	SLE_NL	Min	-12671.06	-1246.11	509.31	456.07	261.21
109	55	DX202	SLE_NL	Min	24405.40	8446.25	554.93	456.07	-279.64
109	55	DX215	SLE_NL	Min	22878.73	5762.32	-435.60	-174.28	-279.64
110	56	DX215	SLU_ENV_NL	Max	108936.54	33019.61	588.70	235.51	2115.97
110	56	DX202	SLU_ENV_NL	Max	106353.78	31774.92	1302.28	1617.51	2115.97
110	56	DX203	SLU_ENV_NL	Max	-17122.95	-1683.92	855.28	1617.51	352.99
110	56	DX216	SLU_ENV_NL	Max	-17112.45	-5530.75	650.22	235.51	352.99
110	56	DX215	SLU_ENV_NL	Min	30916.78	7786.79	-1179.33	-3312.55	-377.88
110	56	DX202	SLU_ENV_NL	Min	32980.07	11413.79	-749.85	-616.32	-377.88
110	56	DX203	SLU_ENV_NL	Min	-108877.51	-35478.58	-688.33	-616.32	-2114.02
110	56	DX216	SLU_ENV_NL	Min	-112639.38	-36137.01	-1626.34	-3312.55	-2114.02
110	56	DX215	SLE_NL	Max	22878.42	5762.22	435.64	174.28	-279.63
110	56	DX202	SLE_NL	Max	24405.25	8446.21	-554.89	-456.07	-279.63
110	56	DX203	SLE_NL	Max	-12670.98	-1246.10	-509.36	-456.07	261.21
110	56	DX216	SLE_NL	Max	-12663.22	-4092.75	481.17	174.28	261.21
110	56	DX215	SLE_NL	Min	22878.42	5762.22	435.64	174.28	-279.63
110	56	DX202	SLE_NL	Min	24405.25	8446.21	-554.89	-456.07	-279.63
110	56	DX203	SLE_NL	Min	-12670.98	-1246.10	-509.36	-456.07	261.21
110	56	DX216	SLE_NL	Min	-12663.22	-4092.75	481.17	174.28	261.21
112	57	DX218	SLU_ENV_NL	Max	93008.75	24556.53	6068.80	8236.51	-5626.86
112	57	DX205	SLU_ENV_NL	Max	110879.88	33254.02	1404.42	-7148.11	-5626.86
112	57	DX206	SLU_ENV_NL	Max	-2908.30	923.33	-3180.95	-7148.11	7027.06

112	57	DX219	SLU_ENV_NL	Max	-1197.94	-1952.89	46.70	8236.51	7027.06
112	57	DX218	SLU_ENV_NL	Min	-23015.36	-13480.07	2863.83	5901.91	-7060.61
112	57	DX205	SLU_ENV_NL	Min	-58.04	-6285.45	225.36	-8162.99	-7060.61
112	57	DX206	SLU_ENV_NL	Min	-58864.31	-15471.36	-5796.74	-8162.99	5583.49
112	57	DX219	SLU_ENV_NL	Min	-58774.00	-19791.85	-1721.54	5901.91	5583.49
112	57	DX218	SLE_NL	Max	68826.47	18171.83	2119.23	4367.41	-4163.88
112	57	DX205	SLE_NL	Max	82051.11	24607.97	1039.27	-5289.60	-4163.88
112	57	DX206	SLE_NL	Max	-43559.59	-11448.80	-2353.90	-5289.60	4131.78
112	57	DX219	SLE_NL	Max	-43492.76	-14645.97	-1273.94	4367.41	4131.78
112	57	DX218	SLE_NL	Min	68826.47	18171.83	2119.23	4367.41	-4163.88
112	57	DX205	SLE_NL	Min	82051.11	24607.97	1039.27	-5289.60	-4163.88
112	57	DX206	SLE_NL	Min	-43559.59	-11448.80	-2353.90	-5289.60	4131.78
112	57	DX219	SLE_NL	Min	-43492.76	-14645.97	-1273.94	4367.41	4131.78
115	58	DX198	SLU_ENV_NL	Max	-10906.74	-6204.62	3301.00	-7337.15	11267.72
115	58	DX185	SLU_ENV_NL	Max	-24231.09	-4802.81	842.39	13292.65	11267.72
115	58	DX186	SLU_ENV_NL	Max	134605.75	44179.85	-3424.82	13292.65	-6958.79
115	58	DX199	SLU_ENV_NL	Max	115077.67	35062.53	1358.25	-7337.15	-6958.79
115	58	DX198	SLU_ENV_NL	Min	-64365.96	-21626.12	2882.10	-12986.29	6915.99
115	58	DX185	SLU_ENV_NL	Min	-67126.59	-17893.25	-3549.29	8814.54	6915.99
115	58	DX186	SLU_ENV_NL	Min	33306.58	19134.61	-5492.04	8814.54	-11306.68
115	58	DX199	SLU_ENV_NL	Min	10597.55	8842.25	-1385.11	-12986.29	-11306.68
115	58	DX198	SLE_NL	Max	-47630.81	-16003.33	2132.75	-5429.49	5117.83
115	58	DX185	SLE_NL	Max	-49673.68	-13241.00	623.37	6522.76	5117.83
115	58	DX186	SLE_NL	Max	99608.25	32693.09	-2534.37	6522.76	-5149.51
115	58	DX199	SLE_NL	Max	85157.47	25946.27	-1024.98	-5429.49	-5149.51
115	58	DX198	SLE_NL	Min	-47630.81	-16003.33	2132.75	-5429.49	5117.83
115	58	DX185	SLE_NL	Min	-49673.68	-13241.00	623.37	6522.76	5117.83
115	58	DX186	SLE_NL	Min	99608.25	32693.09	-2534.37	6522.76	-5149.51
115	58	DX199	SLE_NL	Min	85157.47	25946.27	-1024.98	-5429.49	-5149.51
117	59	DX201	SLU_ENV_NL	Max	-19768.53	-9176.19	477.84	6183.12	859.90
117	59	DX188	SLU_ENV_NL	Max	-21250.53	-6738.71	1055.88	1221.78	859.90
117	59	DX189	SLU_ENV_NL	Max	98071.14	29838.46	720.85	1221.78	4626.72
117	59	DX202	SLU_ENV_NL	Max	103453.44	30163.07	911.16	6183.12	4626.72
117	59	DX201	SLU_ENV_NL	Min	-104795.41	-30799.93	-580.84	-803.20	-4640.15
117	59	DX188	SLU_ENV_NL	Min	-97189.84	-26443.74	-1199.08	-4617.31	-4640.15
117	59	DX189	SLU_ENV_NL	Min	34303.25	11504.63	-765.77	-4617.31	-877.56
117	59	DX202	SLU_ENV_NL	Min	32546.17	8640.80	-915.86	-803.20	-877.56
117	59	DX201	SLE_NL	Max	-14628.71	-6790.38	353.60	-594.37	636.33
117	59	DX188	SLE_NL	Max	-15725.39	-4986.65	-887.32	904.12	636.33
117	59	DX189	SLE_NL	Max	25384.41	8513.43	-566.67	904.12	-649.39
117	59	DX202	SLE_NL	Max	24084.16	6394.19	674.26	-594.37	-649.39
117	59	DX201	SLE_NL	Min	-14628.71	-6790.38	353.60	-594.37	636.33
117	59	DX188	SLE_NL	Min	-15725.39	-4986.65	-887.32	904.12	636.33
117	59	DX189	SLE_NL	Min	25384.41	8513.43	-566.67	904.12	-649.39
117	59	DX202	SLE_NL	Min	24084.16	6394.19	674.26	-594.37	-649.39
118	60	DX202	SLU_ENV_NL	Max	104035.00	30345.12	887.08	803.22	4579.76
118	60	DX189	SLU_ENV_NL	Max	98642.53	30002.29	765.73	4556.57	4579.76
118	60	DX190	SLU_ENV_NL	Max	-21250.66	-6738.76	1199.15	4556.57	859.91
118	60	DX203	SLU_ENV_NL	Max	-19768.43	-9176.17	597.86	803.22	859.91
118	60	DX202	SLU_ENV_NL	Min	32545.97	8640.74	-911.22	-6134.20	-877.57
118	60	DX189	SLU_ENV_NL	Min	34302.91	11504.52	-738.97	-1221.81	-877.57
118	60	DX190	SLU_ENV_NL	Min	-98209.97	-26768.34	-1028.18	-1221.81	-4592.92
118	60	DX203	SLU_ENV_NL	Min	-105663.43	-31064.44	-477.80	-6134.20	-4592.92
118	60	DX202	SLE_NL	Max	24084.02	6394.15	-674.30	594.38	-649.40
118	60	DX189	SLE_NL	Max	25384.16	8513.35	566.64	-904.14	-649.40
118	60	DX190	SLE_NL	Max	-15725.49	-4986.68	887.37	-904.14	636.33
118	60	DX203	SLE_NL	Max	-14628.64	-6790.36	-353.57	594.38	636.33
118	60	DX202	SLE_NL	Min	24084.02	6394.15	-674.30	594.38	-649.40
118	60	DX189	SLE_NL	Min	25384.16	8513.35	566.64	-904.14	-649.40
118	60	DX190	SLE_NL	Min	-15725.49	-4986.68	887.37	-904.14	636.33
118	60	DX203	SLE_NL	Min	-14628.64	-6790.36	-353.57	594.38	636.33
120	61	DX205	SLU_ENV_NL	Max	115078.19	35062.73	1385.16	12940.40	-6958.82
120	61	DX192	SLU_ENV_NL	Max	134606.56	44180.15	5473.76	-8814.58	-6958.82
120	61	DX193	SLU_ENV_NL	Max	-23681.06	-4649.09	3557.44	-8814.58	11223.72
120	61	DX206	SLU_ENV_NL	Max	-10376.05	-6034.48	-2882.19	12940.40	11223.72
120	61	DX205	SLU_ENV_NL	Min	9788.68	8602.24	-1371.37	7337.17	-11262.45
120	61	DX192	SLU_ENV_NL	Min	32377.82	18842.53	3424.92	-13235.83	-11262.45
120	61	DX193	SLU_ENV_NL	Min	-67126.92	-17893.35	-842.43	-13235.83	6916.01
120	61	DX206	SLU_ENV_NL	Min	-64366.49	-21626.30	-3287.69	7337.17	6916.01
120	61	DX205	SLE_NL	Max	85157.86	25946.42	1025.02	5429.51	-5149.53
120	61	DX192	SLE_NL	Max	99608.85	32693.31	2534.44	-6522.79	-5149.53
120	61	DX193	SLE_NL	Max	-49673.92	-13241.08	-623.40	-6522.79	5117.85
120	61	DX206	SLE_NL	Max	-47631.20	-16003.46	-2132.82	5429.51	5117.85
120	61	DX205	SLE_NL	Min	85157.86	25946.42	1025.02	5429.51	-5149.53
120	61	DX192	SLE_NL	Min	99608.85	32693.31	2534.44	-6522.79	-5149.53
120	61	DX193	SLE_NL	Min	-49673.92	-13241.08	-623.40	-6522.79	5117.85
120	61	DX206	SLE_NL	Min	-47631.20	-16003.46	-2132.82	5429.51	5117.85
123	62	DX185	SLU_ENV_NL	Max	-35173.91	-14418.42	1448.12	-9466.70	16103.93
123	62	DX172	SLU_ENV_NL	Max	-43266.42	-9062.85	10569.45	19164.58	16103.93
123	62	DX173	SLU_ENV_NL	Max	163457.19	47445.27	309.84	19164.58	-8907.72
123	62	DX186	SLU_ENV_NL	Max	137220.36	37382.78	-4646.50	-9466.70	-8907.72



123	62	DX185	SLU_ENV_NL	Min	-73805.69	-24644.46	-243.93	-18414.43	8861.21
123	62	DX172	SLU_ENV_NL	Min	-77410.52	-20746.09	3764.72	11218.18	8861.21
123	62	DX173	SLU_ENV_NL	Min	80437.39	13551.23	-2329.90	11218.18	-16177.57
123	62	DX186	SLU_ENV_NL	Min	34664.42	-3199.72	-10503.54	-18414.43	-16177.57
123	62	DX185	SLE_NL	Max	-54616.21	-18236.90	1071.61	-7005.36	6557.30
123	62	DX172	SLE_NL	Max	-57283.78	-15352.10	2785.89	8301.46	6557.30
123	62	DX173	SLE_NL	Max	120958.32	35109.50	-1724.13	8301.46	-6591.71
123	62	DX186	SLE_NL	Max	101543.07	27663.26	-3438.41	-7005.36	-6591.71
123	62	DX185	SLE_NL	Min	-54616.21	-18236.90	1071.61	-7005.36	6557.30
123	62	DX172	SLE_NL	Min	-57283.78	-15352.10	2785.89	8301.46	6557.30
123	62	DX173	SLE_NL	Min	120958.32	35109.50	-1724.13	8301.46	-6591.71
123	62	DX186	SLE_NL	Min	101543.07	27663.26	-3438.41	-7005.36	-6591.71
125	63	DX188	SLU_ENV_NL	Max	-21727.28	-6022.65	1796.65	9308.29	1378.39
125	63	DX175	SLU_ENV_NL	Max	-24807.99	-4247.36	126.93	1842.41	1378.39
125	63	DX176	SLU_ENV_NL	Max	84603.63	26935.23	894.92	1842.41	7382.65
125	63	DX189	SLU_ENV_NL	Max	93740.12	26830.54	1030.02	9308.29	7382.65
125	63	DX188	SLU_ENV_NL	Min	-95628.10	-32666.74	-1438.19	-1387.14	-7404.75
125	63	DX175	SLU_ENV_NL	Min	-82180.19	-26136.36	-830.21	-7926.25	-7404.75
125	63	DX176	SLU_ENV_NL	Min	36408.88	11937.88	-1596.84	-7926.25	-1392.59
125	63	DX189	SLU_ENV_NL	Min	34378.92	9451.64	-670.20	-1387.14	-1392.59
125	63	DX188	SLE_NL	Max	-16078.19	-4456.76	-1064.26	-1026.48	1020.01
125	63	DX175	SLE_NL	Max	-18357.91	-3143.05	93.93	1363.38	1020.01
125	63	DX176	SLE_NL	Max	26942.57	8834.03	662.24	1363.38	-1030.52
125	63	DX189	SLE_NL	Max	25440.40	6994.21	-495.95	-1026.48	-1030.52
125	63	DX188	SLE_NL	Min	-16078.19	-4456.76	-1064.26	-1026.48	1020.01
125	63	DX175	SLE_NL	Min	-18357.91	-3143.05	93.93	1363.38	1020.01
125	63	DX176	SLE_NL	Min	26942.57	8834.03	662.24	1363.38	-1030.52
125	63	DX189	SLE_NL	Min	25440.40	6994.21	-495.95	-1026.48	-1030.52
126	64	DX189	SLU_ENV_NL	Max	94350.71	27022.65	670.26	1387.16	7324.56
126	64	DX176	SLU_ENV_NL	Max	85215.88	27109.97	1556.21	7851.71	7324.56
126	64	DX177	SLU_ENV_NL	Max	-24808.06	-4247.38	845.72	7851.71	1378.40
126	64	DX190	SLU_ENV_NL	Max	-21727.43	-6022.71	1438.17	1387.16	1378.40
126	64	DX189	SLU_ENV_NL	Min	34378.60	9451.54	-1050.93	-9247.34	-1392.60
126	64	DX176	SLU_ENV_NL	Min	36408.75	11937.84	-894.87	-1842.44	-1392.60
126	64	DX177	SLU_ENV_NL	Min	-83414.81	-26483.67	-126.97	-1842.44	-7346.42
126	64	DX190	SLU_ENV_NL	Min	-96668.49	-32956.51	-1761.42	-9247.34	-7346.42
126	64	DX189	SLE_NL	Max	25440.17	6994.14	496.00	1026.50	-1030.52
126	64	DX176	SLE_NL	Max	26942.48	8834.00	-662.20	-1363.40	-1030.52
126	64	DX177	SLE_NL	Max	-18357.97	-3143.06	-93.96	-1363.40	1020.01
126	64	DX190	SLE_NL	Max	-16078.30	-4456.81	1064.24	1026.50	1020.01
126	64	DX189	SLE_NL	Min	25440.17	6994.14	496.00	1026.50	-1030.52
126	64	DX176	SLE_NL	Min	26942.48	8834.00	-662.20	-1363.40	-1030.52
126	64	DX177	SLE_NL	Min	-18357.97	-3143.06	-93.96	-1363.40	1020.01
126	64	DX190	SLE_NL	Min	-16078.30	-4456.81	1064.24	1026.50	1020.01
128	65	DX192	SLU_ENV_NL	Max	137221.17	37382.99	10482.66	18357.03	-8907.77
128	65	DX179	SLU_ENV_NL	Max	163457.95	47445.47	2329.86	-11218.24	-8907.77
128	65	DX180	SLU_ENV_NL	Max	-42632.72	-8882.80	-3764.68	-11218.24	16049.25
128	65	DX193	SLU_ENV_NL	Max	-34584.47	-14230.39	250.59	18357.03	16049.25
128	65	DX192	SLU_ENV_NL	Min	33710.70	-3477.96	4646.49	9466.75	-16122.72
128	65	DX179	SLU_ENV_NL	Min	79340.48	13228.99	-325.21	-19094.49	-16122.72
128	65	DX180	SLU_ENV_NL	Min	-77411.08	-20746.23	-10557.28	-19094.49	8861.26
128	65	DX193	SLU_ENV_NL	Min	-73806.04	-24644.57	-1448.04	9466.75	8861.26
128	65	DX192	SLE_NL	Max	101543.67	27663.41	3438.41	7005.39	-6591.75
128	65	DX179	SLE_NL	Max	120958.88	35109.65	1724.09	-8301.50	-6591.75
128	65	DX180	SLE_NL	Max	-57284.20	-15352.21	-2785.86	-8301.50	6557.33
128	65	DX193	SLE_NL	Max	-54616.47	-18236.98	-1071.55	7005.39	6557.33
128	65	DX192	SLE_NL	Min	101543.67	27663.41	3438.41	7005.39	-6591.75
128	65	DX179	SLE_NL	Min	120958.88	35109.65	1724.09	-8301.50	-6591.75
128	65	DX180	SLE_NL	Min	-57284.20	-15352.21	-2785.86	-8301.50	6557.33
128	65	DX193	SLE_NL	Min	-54616.47	-18236.98	-1071.55	7005.39	6557.33
131	66	DX172	SLU_ENV_NL	Max	-59658.51	-24471.38	16835.38	-13082.93	24574.72
131	66	DX159	SLU_ENV_NL	Max	-51609.34	-8781.14	9590.29	29461.55	24574.72
131	66	DX160	SLU_ENV_NL	Max	206525.77	68593.24	-5749.78	29461.55	-12193.08
131	66	DX173	SLU_ENV_NL	Max	170716.81	51066.88	-3941.74	-13082.93	-12193.08
131	66	DX172	SLU_ENV_NL	Min	-86065.90	-29020.24	4765.58	-27963.42	12124.15
131	66	DX159	SLU_ENV_NL	Min	-89317.34	-23393.89	2957.53	15224.84	12124.15
131	66	DX160	SLU_ENV_NL	Min	178072.45	66131.95	-14431.20	15224.84	-24755.06
131	66	DX173	SLU_ENV_NL	Min	97185.57	30146.73	-7186.12	-27963.42	-24755.06
131	66	DX172	SLE_NL	Max	-63688.77	-21474.97	3526.53	-9681.37	8971.87
131	66	DX159	SLE_NL	Max	-66094.83	-17311.48	2188.58	11266.39	8971.87
131	66	DX160	SLE_NL	Max	152829.07	48937.64	-4254.84	11266.39	-9022.88
131	66	DX173	SLE_NL	Max	126330.44	37789.49	-2916.89	-9681.37	-9022.88
131	66	DX172	SLE_NL	Min	-63688.77	-21474.97	3526.53	-9681.37	8971.87
131	66	DX159	SLE_NL	Min	-66094.83	-17311.48	2188.58	11266.39	8971.87
131	66	DX160	SLE_NL	Min	152829.07	48937.64	-4254.84	11266.39	-9022.88
131	66	DX173	SLE_NL	Min	126330.44	37789.49	-2916.89	-9681.37	-9022.88
133	67	DX175	SLU_ENV_NL	Max	-27519.44	-10507.78	519.63	15565.51	1232.17
133	67	DX162	SLU_ENV_NL	Max	-29423.96	-7800.84	1370.56	1706.87	1232.17
133	67	DX163	SLU_ENV_NL	Max	63923.96	22875.37	939.75	1706.87	12863.01
133	67	DX176	SLU_ENV_NL	Max	76572.06	19037.47	444.31	15565.51	12863.01
133	67	DX175	SLU_ENV_NL	Min	-76782.77	-27019.11	-624.33	-1186.39	-12937.36



Autorità Portuale di Taranto
Interventi per il dragaggio di 2,3 M m³ di sedimenti in area Molo Polisettoriale e per la realizzazione di un primo lotto della cassa di colmata funzionale all'ampliamento del V Sporgente del Porto di Taranto

Allegati alla relazione di calcolo strutturale allineamento "BC"

Data 05/2016
Rev. B
c.d.c.: C296A
514B



133	67	DX162	SLU_ENV_NL	Min	-56141.84	-8537.63	-13.65	-14504.51	-12937.36
133	67	DX163	SLU_ENV_NL	Min	40473.70	12900.33	-88.96	-14504.51	-1250.29
133	67	DX176	SLU_ENV_NL	Min	36711.08	10167.48	-1055.14	-1186.39	-1250.29
133	67	DX175	SLE_NL	Max	-20364.39	-7775.76	384.52	-877.93	911.80
133	67	DX162	SLE_NL	Max	-21773.73	-5772.62	-10.10	1263.09	911.80
133	67	DX163	SLE_NL	Max	29950.54	9546.24	-65.83	1263.09	-925.21
133	67	DX176	SLE_NL	Max	27166.20	7523.94	328.79	-877.93	-925.21
133	67	DX175	SLE_NL	Min	-20364.39	-7775.76	384.52	-877.93	911.80
133	67	DX162	SLE_NL	Min	-21773.73	-5772.62	-10.10	1263.09	911.80
133	67	DX163	SLE_NL	Min	29950.54	9546.24	-65.83	1263.09	-925.21
133	67	DX176	SLE_NL	Min	27166.20	7523.94	328.79	-877.93	-925.21
134	68	DX176	SLU_ENV_NL	Max	77239.23	19252.36	1007.50	1186.43	12772.71
134	68	DX163	SLU_ENV_NL	Max	64590.85	23060.70	89.04	14391.04	12772.71
134	68	DX164	SLU_ENV_NL	Max	-29423.93	-7800.83	13.59	14391.04	1232.18
134	68	DX177	SLU_ENV_NL	Max	-27519.54	-10507.81	650.21	1186.43	1232.18
134	68	DX176	SLU_ENV_NL	Min	36710.99	10167.46	-444.24	-15468.27	-1250.31
134	68	DX163	SLU_ENV_NL	Min	40473.91	12900.39	-973.63	-1706.92	-1250.31
134	68	DX164	SLU_ENV_NL	Min	-57695.90	-9035.70	-1330.92	-1706.92	-12846.58
134	68	DX177	SLU_ENV_NL	Min	-78071.22	-27402.92	-519.69	-15468.27	-12846.58
134	68	DX176	SLE_NL	Max	27166.13	7523.92	-328.74	877.96	-925.23
134	68	DX163	SLE_NL	Max	29950.69	9546.29	65.89	-1263.12	-925.23
134	68	DX164	SLE_NL	Max	-21773.71	-5772.61	10.06	-1263.12	911.82
134	68	DX177	SLE_NL	Max	-20364.46	-7775.78	-384.57	877.96	911.82
134	68	DX176	SLE_NL	Min	27166.13	7523.92	-328.74	877.96	-925.23
134	68	DX163	SLE_NL	Min	29950.69	9546.29	65.89	-1263.12	-925.23
134	68	DX164	SLE_NL	Min	-21773.71	-5772.61	10.06	-1263.12	911.82
134	68	DX177	SLE_NL	Min	-20364.46	-7775.78	-384.57	877.96	911.82
135	876	DX56	SLU_ENV_NL	Max	98689.85	29936.31	2812.85	686.22	-1718.72
135	876	DX43	SLU_ENV_NL	Max	103473.81	30712.79	4381.08	-2338.14	-1718.72
135	876	SX43	SLU_ENV_NL	Max	-158227.62	-47140.16	3891.61	-2338.14	1845.85
135	876	SX56	SLU_ENV_NL	Max	-159035.82	-48038.87	2323.38	686.22	1845.85
135	876	DX56	SLU_ENV_NL	Min	94981.88	28800.41	1414.08	573.51	-1850.07
135	876	DX43	SLU_ENV_NL	Min	95991.72	28491.67	2308.43	-2445.91	-1850.07
135	876	SX43	SLU_ENV_NL	Min	-166298.06	-49584.07	487.29	-2445.91	1717.03
135	876	SX56	SLU_ENV_NL	Min	-163612.00	-49388.95	-407.06	573.51	1717.03
135	876	DX56	SLE_NL	Max	73030.49	22152.87	1046.42	507.80	-1369.05
135	876	DX43	SLE_NL	Max	76570.62	22727.46	1708.24	-1809.98	-1369.05
135	876	SX43	SLE_NL	Max	-117088.44	-34883.72	360.60	-1809.98	1365.93
135	876	SX56	SLE_NL	Max	-117686.50	-35548.76	-301.22	507.80	1365.93
135	876	DX56	SLE_NL	Min	73030.49	22152.87	1046.42	507.80	-1369.05
135	876	DX43	SLE_NL	Min	76570.62	22727.46	1708.24	-1809.98	-1369.05
135	876	SX43	SLE_NL	Min	-117088.44	-34883.72	360.60	-1809.98	1365.93
135	876	SX56	SLE_NL	Min	-117686.50	-35548.76	-301.22	507.80	1365.93
136	69	DX179	SLU_ENV_NL	Max	170717.61	51067.13	7177.76	27874.74	-12193.13
136	69	DX166	SLU_ENV_NL	Max	206526.97	68182.61	14419.96	-15224.91	-12193.13
136	69	DX167	SLU_ENV_NL	Max	-50825.61	-8567.90	-2957.60	-15224.91	24492.20
136	69	DX180	SLU_ENV_NL	Max	-58971.00	-24245.38	-4765.68	27874.74	24492.20
136	69	DX179	SLU_ENV_NL	Min	96047.49	29820.71	3941.83	13082.99	-24672.22
136	69	DX166	SLU_ENV_NL	Min	176778.57	66132.35	5749.91	-29357.74	-24672.22
136	69	DX167	SLU_ENV_NL	Min	-89317.71	-23394.01	-9591.49	-29357.74	12124.20
136	69	DX180	SLU_ENV_NL	Min	-86066.65	-29020.45	-16833.69	13082.99	12124.20
136	69	DX179	SLE_NL	Max	126331.03	37789.68	2916.95	9681.41	-9022.92
136	69	DX166	SLE_NL	Max	152829.96	48937.94	4254.93	-11266.43	-9022.92
136	69	DX167	SLE_NL	Max	-66095.10	-17311.56	-2188.62	-11266.43	8971.91
136	69	DX180	SLE_NL	Max	-63689.22	-21475.13	-3526.60	9681.41	8971.91
136	69	DX179	SLE_NL	Min	126331.03	37789.68	2916.95	9681.41	-9022.92
136	69	DX166	SLE_NL	Min	152829.96	48937.94	4254.93	-11266.43	-9022.92
136	69	DX167	SLE_NL	Min	-66095.10	-17311.56	-2188.62	-11266.43	8971.91
136	69	DX180	SLE_NL	Min	-63689.22	-21475.13	-3526.60	9681.41	8971.91
137	877	DX43	SLU_ENV_NL	Max	104402.35	31600.54	6326.76	722.88	-1572.61
137	877	DX30	SLU_ENV_NL	Max	110540.39	32882.28	8693.24	-2230.71	-1572.61
137	877	SX30	SLU_ENV_NL	Max	-156399.38	-46640.40	10315.83	-2230.71	1919.67
137	877	SX43	SLU_ENV_NL	Max	-159155.61	-48026.10	7949.34	722.88	1919.67
137	877	DX43	SLU_ENV_NL	Min	96978.41	29434.07	2676.17	433.51	-1915.63
137	877	DX30	SLU_ENV_NL	Min	100187.20	29715.61	3468.85	-2527.38	-1915.63
137	877	SX30	SLU_ENV_NL	Min	-168201.89	-50118.84	3287.59	-2527.38	1571.16
137	877	SX43	SLU_ENV_NL	Min	-167284.98	-50527.22	2494.91	433.51	1571.16
137	877	DX43	SLE_NL	Max	77257.74	23384.40	1980.37	320.80	-1163.73
137	877	DX30	SLE_NL	Max	81799.89	24332.88	2566.95	-1650.72	-1163.73
137	877	SX30	SLE_NL	Max	-115735.54	-34513.89	2432.81	-1650.72	1162.66
137	877	SX43	SLE_NL	Max	-117775.15	-35539.31	1846.23	320.80	1162.66
137	877	DX43	SLE_NL	Min	77257.74	23384.40	1980.37	320.80	-1163.73
137	877	DX30	SLE_NL	Min	81799.89	24332.88	2566.95	-1650.72	-1163.73
137	877	SX30	SLE_NL	Min	-115735.54	-34513.89	2432.81	-1650.72	1162.66
137	877	SX43	SLE_NL	Min	-117775.15	-35539.31	1846.23	320.80	1162.66
138	878	DX30	SLU_ENV_NL	Max	111246.81	33555.78	7355.30	540.21	-1025.99
138	878	DX17	SLU_ENV_NL	Max	101297.80	30207.61	6024.15	-1788.18	-1025.99
138	878	SX17	SLU_ENV_NL	Max	-169278.12	-50597.69	12543.52	-1788.18	1734.22
138	878	SX30	SLU_ENV_NL	Max	-157106.99	-47317.84	13874.67	540.21	1734.22
138	878	DX30	SLU_ENV_NL	Min	101175.10	30657.02	478.18	-37.58	-1717.13
138	878	DX17	SLU_ENV_NL	Min	92065.77	27315.24	-121.60	-2384.66	-1717.13



Autorità Portuale di Taranto
Interventi per il dragaggio di 2,3 M³ di sedimenti in area Molo Polisettoriale e per la realizzazione di un primo lotto della cassa di colmata funzionale all'ampliamento del V Sporgente del Porto di Taranto

Allegati alla relazione di calcolo strutturale allineamento "BC"

Data 05/2016
Rev. B
c.d.c.: C296A
514B



138	878	SX17	SLU_ENV_NL	Min	-182013.84	-54294.67	4870.09	-2384.66	1039.72
138	878	SX30	SLU_ENV_NL	Min	-169191.83	-51067.03	5469.87	-37.58	1039.72
138	878	DX30	SLE_NL	Max	82322.64	24831.27	353.85	-27.81	-759.23
138	878	DX17	SLE_NL	Max	74960.37	22353.63	-89.98	-1323.26	-759.23
138	878	SX17	SLE_NL	Max	-125265.81	-37442.29	3603.87	-1323.26	769.39
138	878	SX30	SLE_NL	Max	-116259.17	-35015.20	4047.71	-27.81	769.39
138	878	DX30	SLE_NL	Min	82322.64	24831.27	353.85	-27.81	-759.23
138	878	DX17	SLE_NL	Min	74960.37	22353.63	-89.98	-1323.26	-759.23
138	878	SX17	SLE_NL	Min	-125265.81	-37442.29	3603.87	-1323.26	769.39
138	878	SX30	SLE_NL	Min	-116259.17	-35015.20	4047.71	-27.81	769.39
139	70	DX159	SLU_ENV_NL	Max	-72656.72	-21434.96	685.53	9150.38	-2945.70
139	70	DX146	SLU_ENV_NL	Max	-75256.22	-22753.23	11.31	-2104.87	-2945.70
139	70	DX147	SLU_ENV_NL	Max	239594.70	70574.38	989.73	-2104.87	6468.31
139	70	DX160	SLU_ENV_NL	Max	249393.76	77739.53	2026.89	9150.38	6468.31
139	70	DX159	SLU_ENV_NL	Min	-110299.64	-31640.51	46.03	4787.45	-6434.80
139	70	DX146	SLU_ENV_NL	Min	-105973.78	-32857.58	-1684.55	-5870.17	-6434.80
139	70	DX147	SLU_ENV_NL	Min	211630.82	63235.54	296.31	-5870.17	2975.01
139	70	DX160	SLU_ENV_NL	Min	217224.48	69249.56	1663.94	4787.45	2975.01
139	70	DX159	SLE_NL	Max	-81621.73	-23413.98	507.29	6771.28	-4761.75
139	70	DX146	SLE_NL	Max	-78420.60	-24314.61	8.37	-4343.93	-4761.75
139	70	DX147	SLE_NL	Max	177300.08	52225.04	732.40	-4343.93	4786.55
139	70	DX160	SLE_NL	Max	184551.39	57527.25	1231.32	6771.28	4786.55
139	70	DX159	SLE_NL	Min	-81621.73	-23413.98	507.29	6771.28	-4761.75
139	70	DX146	SLE_NL	Min	-78420.60	-24314.61	8.37	-4343.93	-4761.75
139	70	DX147	SLE_NL	Min	177300.08	52225.04	732.40	-4343.93	4786.55
139	70	DX160	SLE_NL	Min	184551.39	57527.25	1231.32	6771.28	4786.55
140	879	DX17	SLU_ENV_NL	Max	101668.59	30559.31	2443.01	-382.61	-332.88
140	879	DX4	SLU_ENV_NL	Max	96627.97	28929.66	1257.33	-1206.08	-332.88
140	879	SX4	SLU_ENV_NL	Max	-175416.93	-52563.88	5238.11	-1206.08	657.21
140	879	SX17	SLU_ENV_NL	Max	-169651.04	-50956.52	6423.78	-382.61	657.21
140	879	DX17	SLU_ENV_NL	Min	92709.87	27927.49	-1087.22	-634.71	-647.06
140	879	DX4	SLU_ENV_NL	Min	87221.22	26051.84	-757.46	-1487.92	-647.06
140	879	SX4	SLU_ENV_NL	Min	-189552.26	-56748.18	2483.52	-1487.92	341.34
140	879	SX17	SLU_ENV_NL	Min	-182660.57	-54915.66	2153.75	-634.71	341.34
140	879	DX17	SLE_NL	Max	75234.76	22613.89	-804.54	-469.68	-246.33
140	879	DX4	SLE_NL	Max	71504.70	21407.95	-560.52	-892.50	-246.33
140	879	SX4	SLE_NL	Max	-129808.53	-38897.27	1837.80	-892.50	252.59
140	879	SX17	SLE_NL	Max	-125541.77	-37707.82	1593.78	-469.68	252.59
140	879	DX17	SLE_NL	Min	75234.76	22613.89	-804.54	-469.68	-246.33
140	879	DX4	SLE_NL	Min	71504.70	21407.95	-560.52	-892.50	-246.33
140	879	SX4	SLE_NL	Min	-129808.53	-38897.27	1837.80	-892.50	252.59
140	879	SX17	SLE_NL	Min	-125541.77	-37707.82	1593.78	-469.68	252.59
141	71	DX162	SLU_ENV_NL	Max	-36136.93	-14944.37	2250.91	11281.04	-4076.64
141	71	DX149	SLU_ENV_NL	Max	-28653.67	-6457.68	2538.01	-4356.76	-4076.64
141	71	DX150	SLU_ENV_NL	Max	60536.50	20665.49	-154.47	-4356.76	9178.71
141	71	DX163	SLU_ENV_NL	Max	66015.65	16339.71	370.34	11281.04	9178.71
141	71	DX162	SLU_ENV_NL	Min	-63497.27	-21868.33	1022.92	5083.80	-9239.44
141	71	DX149	SLU_ENV_NL	Min	-45306.10	-11001.60	219.79	-10185.09	-9239.44
141	71	DX150	SLU_ENV_NL	Min	44911.16	15994.39	-432.79	-10185.09	4023.45
141	71	DX163	SLU_ENV_NL	Min	46429.86	11174.60	-441.57	5083.80	4023.45
141	71	DX162	SLE_NL	Max	-26741.33	-11058.84	756.96	3762.01	-3016.72
141	71	DX149	SLE_NL	Max	-21203.71	-4778.68	162.64	-3224.00	-3016.72
141	71	DX150	SLE_NL	Max	33234.26	11835.85	-320.26	-3224.00	2977.35
141	71	DX163	SLE_NL	Max	34358.10	8269.20	274.05	3762.01	2977.35
141	71	DX162	SLE_NL	Min	-26741.33	-11058.84	756.96	3762.01	-3016.72
141	71	DX149	SLE_NL	Min	-21203.71	-4778.68	162.64	-3224.00	-3016.72
141	71	DX150	SLE_NL	Min	33234.26	11835.85	-320.26	-3224.00	2977.35
141	71	DX163	SLE_NL	Min	34358.10	8269.20	274.05	3762.01	2977.35
142	72	DX163	SLU_ENV_NL	Max	66848.59	16587.61	437.30	-5083.88	9190.89
142	72	DX150	SLU_ENV_NL	Max	61374.15	20918.77	432.82	10186.92	9190.89
142	72	DX151	SLU_ENV_NL	Max	-28653.35	-6457.55	-219.84	10186.92	-4076.66
142	72	DX164	SLU_ENV_NL	Max	-36136.86	-14944.32	-1022.95	-5083.88	-4076.66
142	72	DX163	SLU_ENV_NL	Min	46430.09	11174.66	-370.29	-11307.89	4023.47
142	72	DX150	SLU_ENV_NL	Min	44911.48	15994.49	156.87	4356.83	4023.47
142	72	DX151	SLU_ENV_NL	Min	-47126.82	-11562.13	-2555.75	4356.83	-9251.65
142	72	DX164	SLU_ENV_NL	Min	-65376.54	-22430.57	-2275.31	-11307.89	-9251.65
142	72	DX163	SLE_NL	Max	34358.27	8269.25	-274.02	-3762.07	2977.37
142	72	DX150	SLE_NL	Max	33234.50	11835.93	320.29	3224.06	2977.37
142	72	DX151	SLE_NL	Max	-21203.48	-4778.59	-162.68	3224.06	-3016.73
142	72	DX164	SLE_NL	Max	-26741.28	-11058.80	-756.99	-3762.07	-3016.73
142	72	DX163	SLE_NL	Min	34358.27	8269.25	-274.02	-3762.07	2977.37
142	72	DX150	SLE_NL	Min	33234.50	11835.93	320.29	3224.06	2977.37
142	72	DX151	SLE_NL	Min	-21203.48	-4778.59	-162.68	3224.06	-3016.73
142	72	DX164	SLE_NL	Min	-26741.28	-11058.80	-756.99	-3762.07	-3016.73
144	73	DX166	SLU_ENV_NL	Max	249395.19	77739.91	-1664.01	-4727.24	6468.31
144	73	DX153	SLU_ENV_NL	Max	239595.78	70574.66	-292.49	5870.16	6468.31
144	73	DX154	SLU_ENV_NL	Max	-74344.32	-22469.74	1689.77	5870.16	-2903.95
144	73	DX167	SLU_ENV_NL	Max	-71696.61	-21159.18	-33.70	-4727.24	-2903.95
144	73	DX166	SLU_ENV_NL	Min	215659.55	68761.49	-2015.96	-9150.39	2933.07
144	73	DX153	SLU_ENV_NL	Min	210123.62	62785.68	-989.86	2067.65	2933.07
144	73	DX154	SLU_ENV_NL	Min	-105974.57	-32857.80	-11.24	2067.65	-6434.80



Autorità Portuale di Taranto
Interventi per il dragaggio di 2,3 M³ di sedimenti in area Molo Polisettoriale e per la realizzazione di un primo lotto della cassa di colmata funzionale all'ampliamento del V Sporgente del Porto di Taranto

Allegati alla relazione di calcolo strutturale allineamento "BC"

Data 05/2016
Rev. B
c.d.c.: C296A
514B



144	73	DX167	SLU_ENV_NL	Min	-110300.09	-31640.63	-685.40	-9150.39	-6434.80
144	73	DX166	SLE_NL	Max	184552.44	57527.53	-1231.37	-6771.29	4786.55
144	73	DX153	SLE_NL	Max	177300.88	52225.25	-732.50	4343.92	4786.55
144	73	DX154	SLE_NL	Max	-78421.18	-24314.77	-8.32	4343.92	-4761.75
144	73	DX167	SLE_NL	Max	-81622.07	-23414.06	-507.19	-6771.29	-4761.75
144	73	DX166	SLE_NL	Min	184552.44	57527.53	-1231.37	-6771.29	4786.55
144	73	DX153	SLE_NL	Min	177300.88	52225.25	-732.50	4343.92	4786.55
144	73	DX154	SLE_NL	Min	-78421.18	-24314.77	-8.32	4343.92	-4761.75
144	73	DX167	SLE_NL	Min	-81622.07	-23414.06	-507.19	-6771.29	-4761.75
147	74	DX146	SLU_ENV_NL	Max	-73745.27	-22648.41	445.84	6674.57	-1784.36
147	74	DX133	SLU_ENV_NL	Max	-67622.49	-19521.99	883.18	-760.16	-1784.36
147	74	DX134	SLU_ENV_NL	Max	227954.60	69691.86	482.16	-760.16	4411.76
147	74	DX147	SLU_ENV_NL	Max	236047.80	70736.75	1157.87	6674.57	4411.76
147	74	DX146	SLU_ENV_NL	Min	-101565.24	-30147.80	245.89	3367.27	-4411.26
147	74	DX133	SLU_ENV_NL	Min	-96270.36	-29228.56	-429.82	-3596.33	-4411.26
147	74	DX134	SLU_ENV_NL	Min	209673.11	63728.96	-623.49	-3596.33	1761.23
147	74	DX147	SLU_ENV_NL	Min	209501.58	61069.76	-1060.83	3367.27	1761.23
147	74	DX146	SLE_NL	Max	-75158.28	-22309.38	181.96	4939.19	-3264.33
147	74	DX133	SLE_NL	Max	-71240.06	-21629.14	-318.07	-2661.28	-3264.33
147	74	DX134	SLE_NL	Max	168686.41	51571.98	356.79	-2661.28	3264.70
147	74	DX147	SLE_NL	Max	174675.37	52345.19	856.82	4939.19	3264.70
147	74	DX146	SLE_NL	Min	-75158.28	-22309.38	181.96	4939.19	-3264.33
147	74	DX133	SLE_NL	Min	-71240.06	-21629.14	-318.07	-2661.28	-3264.33
147	74	DX134	SLE_NL	Min	168686.41	51571.98	356.79	-2661.28	3264.70
147	74	DX147	SLE_NL	Min	174675.37	52345.19	856.82	4939.19	3264.70
148	880	DX60	SLU_ENV_NL	Max	24876.42	7482.46	-14763.47	158.45	77.65
148	880	SX60	SLU_ENV_NL	Max	-9553.26	-2885.00	-13496.89	158.45	138.12
148	880	SX47	SLU_ENV_NL	Max	-9914.89	-2955.45	-12098.01	215.54	138.12
148	880	DX47	SLU_ENV_NL	Max	24854.66	7436.87	-13364.59	215.54	77.65
148	880	DX60	SLU_ENV_NL	Min	19145.13	5732.85	-16665.74	-20.18	-140.03
148	880	SX60	SLU_ENV_NL	Min	-13582.88	-4063.85	-15454.65	-20.18	-78.88
148	880	SX47	SLU_ENV_NL	Min	-10603.32	-3192.01	-15132.38	25.80	-78.88
148	880	DX47	SLU_ENV_NL	Min	21933.42	6590.71	-16343.47	25.80	-140.03
148	880	DX60	SLE_NL	Max	14167.40	4242.31	-10924.96	117.25	57.46
148	880	SX60	SLE_NL	Max	-10051.33	-3007.25	-9987.70	117.25	-58.37
148	880	SX47	SLE_NL	Max	-7846.46	-2362.09	-8952.53	19.09	-58.37
148	880	DX47	SLE_NL	Max	16230.73	4877.13	-9889.80	19.09	57.46
148	880	DX60	SLE_NL	Min	14167.40	4242.31	-10924.96	117.25	57.46
148	880	SX60	SLE_NL	Min	-10051.33	-3007.25	-9987.70	117.25	-58.37
148	880	SX47	SLE_NL	Min	-7846.46	-2362.09	-8952.53	19.09	-58.37
148	880	DX47	SLE_NL	Min	16230.73	4877.13	-9889.80	19.09	57.46
149	75	DX149	SLU_ENV_NL	Max	-27141.11	-9295.70	2025.80	8436.64	-3128.12
149	75	DX136	SLU_ENV_NL	Max	-20944.82	-4630.22	1228.70	-3331.88	-3128.12
149	75	DX137	SLU_ENV_NL	Max	48171.97	17292.87	-39.54	-3331.88	6877.49
149	75	DX150	SLU_ENV_NL	Max	52981.31	13473.83	80.22	8436.64	6877.49
149	75	DX149	SLU_ENV_NL	Min	-41053.22	-14817.62	190.93	3924.58	-6924.67
149	75	DX136	SLU_ENV_NL	Min	-26811.18	-6834.11	418.27	-7649.60	-6924.67
149	75	DX137	SLU_ENV_NL	Min	38323.05	13287.44	-716.88	-7649.60	3097.99
149	75	DX150	SLU_ENV_NL	Min	40873.36	10414.91	-266.88	3924.58	3097.99
149	75	DX149	SLE_NL	Max	-20084.42	-6878.81	141.29	2904.19	-2314.81
149	75	DX136	SLE_NL	Max	-15499.16	-3426.36	309.52	-2465.59	-2314.81
149	75	DX137	SLE_NL	Max	28359.06	9832.71	-29.26	-2465.59	2292.51
149	75	DX150	SLE_NL	Max	30246.28	7707.03	-197.49	2904.19	2292.51
149	75	DX149	SLE_NL	Min	-20084.42	-6878.81	141.29	2904.19	-2314.81
149	75	DX136	SLE_NL	Min	-15499.16	-3426.36	309.52	-2465.59	-2314.81
149	75	DX137	SLE_NL	Min	28359.06	9832.71	-29.26	-2465.59	2292.51
149	75	DX150	SLE_NL	Min	30246.28	7707.03	-197.49	2904.19	2292.51
150	76	DX150	SLU_ENV_NL	Max	53813.76	13725.30	266.79	-3924.63	6873.48
150	76	DX137	SLU_ENV_NL	Max	48997.39	17538.76	713.54	7632.73	6873.48
150	76	DX138	SLU_ENV_NL	Max	-20944.65	-4630.18	-418.18	7632.73	-3128.13
150	76	DX151	SLU_ENV_NL	Max	-27140.75	-9295.62	-190.85	-3924.63	-3128.13
150	76	DX150	SLU_ENV_NL	Min	40873.36	10414.98	-83.44	-8444.18	3098.00
150	76	DX137	SLU_ENV_NL	Min	38322.95	13287.41	39.47	3331.93	3098.00
150	76	DX138	SLU_ENV_NL	Min	-28589.18	-7386.52	-1242.00	3331.93	-6920.51
150	76	DX151	SLU_ENV_NL	Min	-42857.07	-15337.45	-2038.98	-8444.18	-6920.51
150	76	DX150	SLE_NL	Max	30246.47	7707.08	197.43	-2904.23	2292.52
150	76	DX137	SLE_NL	Max	28358.99	9832.69	29.20	2465.63	2292.52
150	76	DX138	SLE_NL	Max	-15499.04	-3426.33	-309.45	2465.63	-2314.82
150	76	DX151	SLE_NL	Max	-20084.15	-6878.76	-141.23	-2904.23	-2314.82
150	76	DX150	SLE_NL	Min	30246.47	7707.08	197.43	-2904.23	2292.52
150	76	DX137	SLE_NL	Min	28358.99	9832.69	29.20	2465.63	2292.52
150	76	DX138	SLE_NL	Min	-15499.04	-3426.33	-309.45	2465.63	-2314.82
150	76	DX151	SLE_NL	Min	-20084.15	-6878.76	-141.23	-2904.23	-2314.82
151	881	DX47	SLU_ENV_NL	Max	24767.63	7358.88	-13565.88	534.07	516.10
151	881	SX47	SLU_ENV_NL	Max	-9827.52	-2876.33	-12238.88	534.07	-303.16
151	881	SX34	SLU_ENV_NL	Max	-5140.43	-1595.70	-10983.40	-166.14	-303.16
151	881	DX34	SLU_ENV_NL	Max	28191.15	8528.76	-12310.39	-166.14	516.10
151	881	DX47	SLU_ENV_NL	Min	21845.65	6511.90	-19034.03	346.77	302.08
151	881	SX47	SLU_ENV_NL	Min	-10515.35	-3112.51	-16776.31	346.77	-518.01
151	881	SX34	SLU_ENV_NL	Min	-5178.71	-1614.05	-17677.18	-342.30	-518.01
151	881	DX34	SLU_ENV_NL	Min	26442.76	7974.63	-19934.89	-342.30	302.08



Autorità Portuale di Taranto
Interventi per il dragaggio di 2,3 M m³ di sedimenti in area Molo Polisettoriale e per la realizzazione di un primo lotto della cassa di colmata funzionale all'ampliamento del V Sporgente del Porto di Taranto

Allegati alla relazione di calcolo strutturale allineamento "BC"

Data 05/2016
Rev. B
c.d.c.: C296A
514B



151	881	DX47	SLE_NL	Max	16165.78	4818.80	-10038.75	256.61	223.54
151	881	SX47	SLE_NL	Max	-7781.36	-2303.26	-9056.77	256.61	-224.34
151	881	SX34	SLE_NL	Max	-3832.25	-1180.82	-8127.71	-122.95	-224.34
151	881	DX34	SLE_NL	Max	19567.64	5901.22	-9109.69	-122.95	223.54
151	881	DX47	SLE_NL	Min	16165.78	4818.80	-10038.75	256.61	223.54
151	881	SX47	SLE_NL	Min	-7781.36	-2303.26	-9056.77	256.61	-224.34
151	881	SX34	SLE_NL	Min	-3832.25	-1180.82	-8127.71	-122.95	-224.34
151	881	DX34	SLE_NL	Min	19567.64	5901.22	-9109.69	-122.95	223.54
152	77	DX153	SLU_ENV_NL	Max	236048.90	70737.12	1074.41	-3323.34	4411.78
152	77	DX140	SLU_ENV_NL	Max	227956.07	69692.33	636.02	3596.34	4411.78
152	77	DX141	SLU_ENV_NL	Max	-66763.78	-19261.36	429.73	3596.34	-1755.87
152	77	DX154	SLU_ENV_NL	Max	-72863.78	-22386.44	-246.04	-3323.34	-1755.87
152	77	DX153	SLU_ENV_NL	Min	208022.55	60633.96	-1157.78	-6674.61	1732.72
152	77	DX140	SLU_ENV_NL	Min	208267.14	63299.23	-482.01	737.74	1732.72
152	77	DX141	SLU_ENV_NL	Min	-96270.74	-29228.70	-886.79	737.74	-4411.28
152	77	DX154	SLU_ENV_NL	Min	-101566.03	-30148.06	-448.39	-6674.61	-4411.28
152	77	DX153	SLE_NL	Max	174676.19	52345.47	-856.76	-4939.21	3264.72
152	77	DX140	SLE_NL	Max	168687.49	51572.33	-356.69	2661.29	3264.72
152	77	DX141	SLE_NL	Max	-71240.35	-21629.24	318.00	2661.29	-3264.34
152	77	DX154	SLE_NL	Max	-75158.87	-22309.57	-182.07	-4939.21	-3264.34
152	77	DX153	SLE_NL	Min	174676.19	52345.47	-856.76	-4939.21	3264.72
152	77	DX140	SLE_NL	Min	168687.49	51572.33	-356.69	2661.29	3264.72
152	77	DX141	SLE_NL	Min	-71240.35	-21629.24	318.00	2661.29	-3264.34
152	77	DX154	SLE_NL	Min	-75158.87	-22309.57	-182.07	-4939.21	-3264.34
153	882	DX34	SLU_ENV_NL	Max	27889.30	8257.30	-10589.10	760.95	791.01
153	882	SX34	SLU_ENV_NL	Max	-4838.22	-1341.37	-9344.18	760.95	-238.54
153	882	SX21	SLU_ENV_NL	Max	-8070.32	-2531.19	-6180.80	-113.57	-238.54
153	882	DX21	SLU_ENV_NL	Max	22721.45	6925.93	-7425.73	-113.57	791.01
153	882	DX34	SLU_ENV_NL	Min	26318.27	7862.82	-19622.94	289.07	236.58
153	882	SX34	SLU_ENV_NL	Min	-5053.96	-1483.00	-18101.65	289.07	-793.23
153	882	SX21	SLU_ENV_NL	Min	-10635.49	-3223.84	-14096.91	-581.63	-793.23
153	882	DX21	SLU_ENV_NL	Min	20156.21	6079.53	-15618.19	-581.63	236.58
153	882	DX34	SLE_NL	Max	19475.52	5818.48	-7835.93	213.91	175.07
153	882	SX34	SLE_NL	Max	-3739.93	-1097.42	-6914.69	213.91	-176.52
153	882	SX21	SLE_NL	Max	-7870.26	-2385.64	-4573.79	-84.04	-176.52
153	882	DX21	SLE_NL	Max	14915.59	4498.85	-5495.04	-84.04	175.07
153	882	DX34	SLE_NL	Min	19475.52	5818.48	-7835.93	213.91	175.07
153	882	SX34	SLE_NL	Min	-3739.93	-1097.42	-6914.69	213.91	-176.52
153	882	SX21	SLE_NL	Min	-7870.26	-2385.64	-4573.79	-84.04	-176.52
153	882	DX21	SLE_NL	Min	14915.59	4498.85	-5495.04	-84.04	175.07
154	883	DX21	SLU_ENV_NL	Max	22465.39	6695.67	-3921.73	354.31	317.75
154	883	SX21	SLU_ENV_NL	Max	-7813.93	-2299.82	-3077.25	354.31	-70.51
154	883	SX8	SLU_ENV_NL	Max	-9708.35	-2956.86	-1290.15	27.02	-70.51
154	883	DX8	SLU_ENV_NL	Max	19792.58	5981.72	-2134.63	27.02	317.75
154	883	DX21	SLU_ENV_NL	Min	20085.41	6016.08	-8669.44	145.56	69.37
154	883	SX21	SLU_ENV_NL	Min	-10564.41	-3159.48	-7563.98	145.56	-319.28
154	883	SX8	SLU_ENV_NL	Min	-12720.80	-3826.09	-3902.61	-185.55	-319.28
154	883	DX8	SLU_ENV_NL	Min	17758.11	5336.97	-5008.07	-185.55	69.37
154	883	DX21	SLE_NL	Max	14863.20	4451.90	-2902.08	107.71	51.33
154	883	SX21	SLE_NL	Max	-7817.66	-2338.01	-2277.16	107.71	-52.18
154	883	SX8	SLE_NL	Max	-9413.39	-2831.30	-954.71	19.99	-52.18
154	883	DX8	SLE_NL	Max	13141.00	3949.36	-1579.63	19.99	51.33
154	883	DX21	SLE_NL	Min	14863.20	4451.90	-2902.08	107.71	51.33
154	883	SX21	SLE_NL	Min	-7817.66	-2338.01	-2277.16	107.71	-52.18
154	883	SX8	SLE_NL	Min	-9413.39	-2831.30	-954.71	19.99	-52.18
154	883	DX8	SLE_NL	Min	13141.00	3949.36	-1579.63	19.99	51.33
155	78	DX133	SLU_ENV_NL	Max	-66511.95	-20719.86	464.80	5997.62	-2496.99
155	78	DX120	SLU_ENV_NL	Max	-61710.91	-17743.30	392.98	-1638.35	-2496.99
155	78	DX121	SLU_ENV_NL	Max	217062.00	64619.13	1150.06	-1638.35	3908.92
155	78	DX134	SLU_ENV_NL	Max	224020.04	66061.23	455.92	5997.62	3908.92
155	78	DX133	SLU_ENV_NL	Min	-92940.03	-27612.05	-458.94	4154.22	-3906.38
155	78	DX120	SLU_ENV_NL	Min	-88941.76	-26805.35	235.20	-3100.19	-3906.38
155	78	DX121	SLU_ENV_NL	Min	205282.20	62645.11	-41.08	-3100.19	2479.00
155	78	DX134	SLU_ENV_NL	Min	207420.77	61120.80	30.74	4154.22	2479.00
155	78	DX133	SLE_NL	Max	-68775.62	-20432.92	-339.61	4438.24	-2890.72
155	78	DX120	SLE_NL	Max	-65816.90	-19835.96	174.05	-2294.14	-2890.72
155	78	DX121	SLE_NL	Max	160625.88	47818.15	851.05	-2294.14	2892.60
155	78	DX134	SLE_NL	Max	165774.83	48885.31	337.38	4438.24	2892.60
155	78	DX133	SLE_NL	Min	-68775.62	-20432.92	-339.61	4438.24	-2890.72
155	78	DX120	SLE_NL	Min	-65816.90	-19835.96	174.05	-2294.14	-2890.72
155	78	DX121	SLE_NL	Min	160625.88	47818.15	851.05	-2294.14	2892.60
155	78	DX134	SLE_NL	Min	165774.83	48885.31	337.38	4438.24	2892.60
157	79	DX136	SLU_ENV_NL	Max	-19730.36	-7406.65	670.23	6347.80	-2983.22
157	79	DX123	SLU_ENV_NL	Max	-12477.28	-714.32	1446.53	-3222.46	-2983.22
157	79	DX124	SLU_ENV_NL	Max	38571.74	14124.03	175.14	-3222.46	5189.56
157	79	DX137	SLU_ENV_NL	Max	41767.10	9556.12	-104.69	6347.80	5189.56
157	79	DX136	SLU_ENV_NL	Min	-23273.76	-8655.56	399.43	3695.59	-5239.57
157	79	DX123	SLU_ENV_NL	Min	-13948.37	-2544.55	402.10	-5807.22	-5239.57
157	79	DX124	SLU_ENV_NL	Min	32985.90	11649.75	-102.03	-5807.22	2952.53
157	79	DX137	SLU_ENV_NL	Min	34940.00	8835.21	-601.16	3695.59	2952.53
157	79	DX136	SLE_NL	Max	-14600.47	-5480.92	295.58	2734.73	-2207.58



Autorità Portuale di Taranto
Interventi per il dragaggio di 2,3 M m³ di sedimenti in area Molo Polisettoriale e per la realizzazione di un primo lotto della cassa di colmata funzionale all'ampliamento del V Sporgente del Porto di Taranto

Allegati alla relazione di calcolo strutturale allineamento "BC"

Data 05/2016
Rev. B
c.d.c.: C296A
514B



157	79	DX123	SLE_NL	Max	-10321.79	-1882.97	297.55	-2384.62	-2207.58
157	79	DX124	SLE_NL	Max	24409.57	8620.82	-75.50	-2384.62	2184.87
157	79	DX137	SLE_NL	Max	25855.60	6538.06	-77.47	2734.73	2184.87
157	79	DX136	SLE_NL	Min	-14600.47	-5480.92	295.58	2734.73	-2207.58
157	79	DX123	SLE_NL	Min	-10321.79	-1882.97	297.55	-2384.62	-2207.58
157	79	DX124	SLE_NL	Min	24409.57	8620.82	-75.50	-2384.62	2184.87
157	79	DX137	SLE_NL	Min	25855.60	6538.06	-77.47	2734.73	2184.87
158	80	DX137	SLU_ENV_NL	Max	42596.38	9807.67	597.11	-3695.63	5179.98
158	80	DX124	SLU_ENV_NL	Max	39400.89	14370.01	102.10	5783.97	5179.98
158	80	DX125	SLU_ENV_NL	Max	-13947.80	-1258.97	-402.19	5783.97	-2983.23
158	80	DX138	SLU_ENV_NL	Max	-19730.13	-7406.57	-399.50	-3695.63	-2983.23
158	80	DX137	SLU_ENV_NL	Min	34939.84	8835.16	104.79	-6348.68	2952.54
158	80	DX124	SLU_ENV_NL	Min	32985.97	11649.77	-178.83	3222.50	2952.54
158	80	DX125	SLU_ENV_NL	Min	-14231.13	-2544.36	-1458.62	3222.50	-5229.83
158	80	DX138	SLU_ENV_NL	Min	-25041.41	-9166.20	-682.68	-6348.68	-5229.83
158	80	DX137	SLE_NL	Max	25855.48	6538.02	77.54	-2734.77	2184.88
158	80	DX124	SLE_NL	Max	24409.62	8620.83	75.56	2384.65	2184.88
158	80	DX125	SLE_NL	Max	-10321.37	-1882.82	-297.62	2384.65	-2207.59
158	80	DX138	SLE_NL	Max	-14600.29	-5480.86	-295.63	-2734.77	-2207.59
158	80	DX137	SLE_NL	Min	25855.48	6538.02	77.54	-2734.77	2184.88
158	80	DX124	SLE_NL	Min	24409.62	8620.83	75.56	2384.65	2184.88
158	80	DX125	SLE_NL	Min	-10321.37	-1882.82	-297.62	2384.65	-2207.59
158	80	DX138	SLE_NL	Min	-14600.29	-5480.86	-295.63	-2734.77	-2207.59
160	81	DX140	SLU_ENV_NL	Max	224021.49	66061.63	-17.36	-4117.26	3908.91
160	81	DX127	SLU_ENV_NL	Max	217063.20	64619.46	55.52	3100.17	3908.91
160	81	DX128	SLU_ENV_NL	Max	-60883.59	-17492.44	-235.14	3100.17	-2473.97
160	81	DX141	SLU_ENV_NL	Max	-65675.46	-20472.42	459.04	-4117.26	-2473.97
160	81	DX140	SLU_ENV_NL	Min	206039.80	60713.56	-455.98	-5997.62	2455.93
160	81	DX127	SLU_ENV_NL	Min	203969.33	62247.41	-1150.16	1621.65	2455.93
160	81	DX128	SLU_ENV_NL	Min	-88942.41	-26805.52	-396.73	1621.65	-3906.37
160	81	DX141	SLU_ENV_NL	Min	-92940.40	-27612.14	-469.60	-5997.62	-3906.37
160	81	DX140	SLE_NL	Max	165775.90	48885.61	-337.42	-4438.24	2892.59
160	81	DX127	SLE_NL	Max	160626.76	47818.40	-851.12	2294.12	2892.59
160	81	DX128	SLE_NL	Max	-65817.38	-19836.09	-174.01	2294.12	-2890.71
160	81	DX141	SLE_NL	Max	-68775.89	-20432.98	339.69	-4438.24	-2890.71
160	81	DX140	SLE_NL	Min	165775.90	48885.61	-337.42	-4438.24	2892.59
160	81	DX127	SLE_NL	Min	160626.76	47818.40	-851.12	2294.12	2892.59
160	81	DX128	SLE_NL	Min	-65817.38	-19836.09	-174.01	2294.12	-2890.71
160	81	DX141	SLE_NL	Min	-68775.89	-20432.98	339.69	-4438.24	-2890.71
162	884	DX58	SLU_ENV_NL	Max	24061.38	7234.49	17186.23	3.70	77.63
162	884	DX45	SLU_ENV_NL	Max	24010.09	7186.95	16885.53	-25.82	77.63
162	884	SX45	SLU_ENV_NL	Max	-9079.52	-2708.29	15683.35	-25.82	113.17
162	884	SX58	SLU_ENV_NL	Max	-8749.33	-2640.36	15984.05	3.70	113.17
162	884	DX58	SLU_ENV_NL	Min	19145.77	5733.05	14763.37	-158.44	-115.08
162	884	DX45	SLU_ENV_NL	Min	21933.97	6590.87	13364.50	-189.74	-115.08
162	884	SX45	SLU_ENV_NL	Min	-10604.42	-3192.34	12098.06	-189.74	-78.86
162	884	SX58	SLU_ENV_NL	Min	-13583.84	-4064.14	13496.94	-158.44	-78.86
162	884	DX58	SLE_NL	Max	14167.87	4242.46	10924.90	-117.25	57.45
162	884	DX45	SLE_NL	Max	16231.13	4877.24	9889.73	-19.11	57.45
162	884	SX45	SLE_NL	Max	-7847.27	-2362.33	8952.57	-19.11	-58.35
162	884	SX58	SLE_NL	Max	-10052.04	-3007.46	9987.73	-117.25	-58.35
162	884	DX58	SLE_NL	Min	14167.87	4242.46	10924.90	-117.25	57.45
162	884	DX45	SLE_NL	Min	16231.13	4877.24	9889.73	-19.11	57.45
162	884	SX45	SLE_NL	Min	-7847.27	-2362.33	8952.57	-19.11	-58.35
162	884	SX58	SLE_NL	Min	-10052.04	-3007.46	9987.73	-117.25	-58.35
163	82	DX120	SLU_ENV_NL	Max	-60419.63	-18839.76	821.02	5182.39	-2242.90
163	82	DX107	SLU_ENV_NL	Max	-54476.35	-15707.17	738.45	-1390.96	-2242.90
163	82	DX108	SLU_ENV_NL	Max	209362.70	63701.03	67.27	-1390.96	3269.20
163	82	DX121	SLU_ENV_NL	Max	214740.40	64983.74	941.82	5182.39	3269.20
163	82	DX120	SLU_ENV_NL	Min	-86185.17	-25720.04	485.20	3805.68	-3266.45
163	82	DX107	SLU_ENV_NL	Min	-82395.73	-25124.86	-389.35	-2425.78	-3266.45
163	82	DX108	SLU_ENV_NL	Min	201580.51	61746.45	-316.59	-2425.78	2221.17
163	82	DX121	SLU_ENV_NL	Min	202701.58	59443.78	-234.02	3805.68	2221.17
163	82	DX120	SLE_NL	Max	-63777.03	-19032.83	359.05	3834.97	-2417.17
163	82	DX107	SLE_NL	Max	-60972.84	-18592.40	-288.12	-1795.08	-2417.17
163	82	DX108	SLE_NL	Max	154928.40	47138.76	49.78	-1795.08	2419.21
163	82	DX121	SLE_NL	Max	158907.89	48087.97	696.95	3834.97	2419.21
163	82	DX120	SLE_NL	Min	-63777.03	-19032.83	359.05	3834.97	-2417.17
163	82	DX107	SLE_NL	Min	-60972.84	-18592.40	-288.12	-1795.08	-2417.17
163	82	DX108	SLE_NL	Min	154928.40	47138.76	49.78	-1795.08	2419.21
163	82	DX121	SLE_NL	Min	158907.89	48087.97	696.95	3834.97	2419.21
164	885	DX45	SLU_ENV_NL	Max	23910.54	7097.69	19588.50	-346.76	545.40
164	885	DX32	SLU_ENV_NL	Max	27298.48	8265.02	20532.69	372.04	545.40
164	885	SX32	SLU_ENV_NL	Max	-4256.54	-1352.95	18281.72	372.04	-303.14
164	885	SX45	SLU_ENV_NL	Max	-8979.64	-2617.91	17337.53	-346.76	-303.14
164	885	DX45	SLU_ENV_NL	Min	21846.21	6512.06	13565.94	-553.98	302.06
164	885	DX32	SLU_ENV_NL	Min	26443.55	7974.86	12310.46	166.12	302.06
164	885	SX32	SLU_ENV_NL	Min	-5179.63	-1595.98	10983.30	166.12	-547.30
164	885	SX45	SLU_ENV_NL	Min	-10516.46	-3112.85	12238.78	-553.98	-547.30
164	885	DX45	SLE_NL	Max	16166.19	4818.93	10038.80	-256.60	223.52
164	885	DX32	SLE_NL	Max	19568.23	5901.40	9109.74	122.93	223.52



Autorità Portuale di Taranto
Interventi per il dragaggio di 2,3 M m³ di sedimenti in area Molo Polisettoriale e per la realizzazione di un primo lotto della cassa di colmata funzionale all'ampliamento del V Sporgente del Porto di Taranto

Allegati alla relazione di calcolo strutturale allineamento "BC"

Data 05/2016
Rev. B
c.d.c.: C296A
514B

164	885	SX32	SLE_NL	Max	-3832.93	-1181.02	8127.64	122.93	-224.33
164	885	SX45	SLE_NL	Max	-7782.18	-2303.51	9056.70	-256.60	-224.33
164	885	DX45	SLE_NL	Min	16166.19	4818.93	10038.80	-256.60	223.52
164	885	DX32	SLE_NL	Min	19568.23	5901.40	9109.74	122.93	223.52
164	885	SX32	SLE_NL	Min	-3832.93	-1181.02	8127.64	122.93	-224.33
164	885	SX45	SLE_NL	Min	-7782.18	-2303.51	9056.70	-256.60	-224.33
165	83	DX123	SLU_ENV_NL	Max	-11079.20	-5109.12	1167.67	4998.89	-2728.30
165	83	DX110	SLU_ENV_NL	Max	-2187.82	1348.73	434.90	-2982.81	-2728.30
165	83	DX111	SLU_ENV_NL	Max	31324.25	12480.45	-111.90	-2982.81	4107.34
165	83	DX124	SLU_ENV_NL	Max	33405.10	7424.49	203.82	4998.89	4107.34
165	83	DX123	SLU_ENV_NL	Min	-12813.83	-6512.06	422.51	3345.65	-4159.23
165	83	DX110	SLU_ENV_NL	Min	-7330.73	-904.57	424.82	-4635.70	-4159.23
165	83	DX111	SLU_ENV_NL	Min	27960.09	9902.26	-528.95	-4635.70	2701.59
165	83	DX124	SLU_ENV_NL	Min	29814.41	7359.91	-114.21	3345.65	2701.59
165	83	DX123	SLE_NL	Max	-9482.23	-3780.75	312.66	2475.78	-2018.94
165	83	DX110	SLE_NL	Max	-5424.74	-669.38	314.37	-2207.28	-2018.94
165	83	DX111	SLE_NL	Max	20690.47	7327.67	-82.81	-2207.28	1999.17
165	83	DX124	SLE_NL	Max	22062.66	5494.12	-84.52	2475.78	1999.17
165	83	DX123	SLE_NL	Min	-9482.23	-3780.75	312.66	2475.78	-2018.94
165	83	DX110	SLE_NL	Min	-5424.74	-669.38	314.37	-2207.28	-2018.94
165	83	DX111	SLE_NL	Min	20690.47	7327.67	-82.81	-2207.28	1999.17
165	83	DX124	SLE_NL	Min	22062.66	5494.12	-84.52	2475.78	1999.17
166	84	DX124	SLU_ENV_NL	Max	34243.23	7615.35	114.11	-3345.69	4091.76
166	84	DX111	SLU_ENV_NL	Max	32158.60	12726.75	522.93	4605.43	4091.76
166	84	DX112	SLU_ENV_NL	Max	-3939.57	802.52	-424.72	4605.43	-2728.30
166	84	DX125	SLU_ENV_NL	Max	-12813.23	-5108.97	-422.42	-3345.69	-2728.30
166	84	DX124	SLU_ENV_NL	Min	29814.43	7424.49	-210.74	-4992.71	2701.59
166	84	DX111	SLU_ENV_NL	Min	27959.75	9902.16	111.82	2982.85	2701.59
166	84	DX112	SLU_ENV_NL	Min	-7330.39	-904.48	-443.43	2982.85	-4143.45
166	84	DX125	SLU_ENV_NL	Min	-12826.88	-7015.66	-1177.10	-4992.71	-4143.45
166	84	DX124	SLE_NL	Max	22062.68	5494.12	84.44	-2475.81	1999.18
166	84	DX111	SLE_NL	Max	20690.21	7327.60	82.74	2207.31	1999.18
166	84	DX112	SLE_NL	Max	-5424.49	-669.32	-314.29	2207.31	-2018.94
166	84	DX125	SLE_NL	Max	-9481.79	-3780.64	-312.59	-2475.81	-2018.94
166	84	DX124	SLE_NL	Min	22062.68	5494.12	84.44	-2475.81	1999.18
166	84	DX111	SLE_NL	Min	20690.21	7327.60	82.74	2207.31	1999.18
166	84	DX112	SLE_NL	Min	-5424.49	-669.32	-314.29	2207.31	-2018.94
166	84	DX125	SLE_NL	Min	-9481.79	-3780.64	-312.59	-2475.81	-2018.94
167	886	DX32	SLU_ENV_NL	Max	26982.03	7980.39	20234.80	-289.06	825.04
167	886	DX19	SLU_ENV_NL	Max	21692.96	6622.11	16176.14	615.63	825.04
167	886	SX19	SLU_ENV_NL	Max	-7210.02	-2277.79	14715.97	615.63	-238.52
167	886	SX32	SLU_ENV_NL	Max	-3939.74	-1067.14	18774.63	-289.06	-238.52
167	886	DX32	SLU_ENV_NL	Min	26319.08	7863.06	10589.00	-784.53	236.56
167	886	DX19	SLU_ENV_NL	Min	20156.84	6079.72	7425.63	113.55	236.56
167	886	SX19	SLU_ENV_NL	Min	-10636.62	-3224.17	6180.89	113.55	-827.15
167	886	SX32	SLU_ENV_NL	Min	-5054.88	-1483.28	9344.26	-784.53	-827.15
167	886	DX32	SLE_NL	Max	19476.12	5818.66	7835.86	-213.91	175.06
167	886	DX19	SLE_NL	Max	14916.06	4498.99	5494.96	84.03	175.06
167	886	SX19	SLE_NL	Max	-7871.10	-2385.89	4573.86	84.03	-176.51
167	886	SX32	SLE_NL	Max	-3740.61	-1097.63	6914.75	-213.91	-176.51
167	886	DX32	SLE_NL	Min	19476.12	5818.66	7835.86	-213.91	175.06
167	886	DX19	SLE_NL	Min	14916.06	4498.99	5494.96	84.03	175.06
167	886	SX19	SLE_NL	Min	-7871.10	-2385.89	4573.86	84.03	-176.51
167	886	SX32	SLE_NL	Min	-3740.61	-1097.63	6914.75	-213.91	-176.51
168	85	DX127	SLU_ENV_NL	Max	214741.61	64984.14	247.14	-3773.69	3269.20
168	85	DX114	SLU_ENV_NL	Max	209364.03	63701.45	327.16	2425.77	3269.20
168	85	DX115	SLU_ENV_NL	Max	-53676.73	-15465.11	389.34	2425.77	-2223.69
168	85	DX128	SLU_ENV_NL	Max	-59610.03	-18597.87	-485.26	-3773.69	-2223.69
168	85	DX127	SLU_ENV_NL	Min	201408.18	59060.84	-941.81	-5182.40	2201.95
168	85	DX114	SLU_ENV_NL	Min	200343.90	61367.48	-67.21	1378.22	2201.95
168	85	DX115	SLU_ENV_NL	Min	-82396.28	-25125.05	-742.94	1378.22	-3266.45
168	85	DX128	SLU_ENV_NL	Min	-86185.84	-25720.26	-822.95	-5182.40	-3266.45
168	85	DX127	SLE_NL	Max	158908.79	48088.26	-696.94	-3834.97	2419.21
168	85	DX114	SLE_NL	Max	154929.38	47139.07	-49.74	1795.07	2419.21
168	85	DX115	SLE_NL	Max	-60973.25	-18592.54	288.11	1795.07	-2417.17
168	85	DX128	SLE_NL	Max	-63777.52	-19032.99	-359.09	-3834.97	-2417.17
168	85	DX127	SLE_NL	Min	158908.79	48088.26	-696.94	-3834.97	2419.21
168	85	DX114	SLE_NL	Min	154929.38	47139.07	-49.74	1795.07	2419.21
168	85	DX115	SLE_NL	Min	-60973.25	-18592.54	288.11	1795.07	-2417.17
168	85	DX128	SLE_NL	Min	-63777.52	-19032.99	-359.09	-3834.97	-2417.17
169	887	DX19	SLU_ENV_NL	Max	21422.44	6378.75	9056.13	-145.56	346.59
169	887	DX6	SLU_ENV_NL	Max	19354.70	5854.39	5326.49	215.26	346.59
169	887	SX6	SLU_ENV_NL	Max	-8158.82	-2495.88	4409.93	215.26	-70.50
169	887	SX19	SLU_ENV_NL	Max	-6939.24	-2033.54	8139.57	-145.56	-70.50
169	887	DX19	SLU_ENV_NL	Min	20086.05	6016.27	3921.64	-373.00	69.36
169	887	DX6	SLU_ENV_NL	Min	17758.58	5337.12	2134.54	-27.03	69.36
169	887	SX6	SLU_ENV_NL	Min	-12722.11	-3826.48	1290.24	-27.03	-347.55
169	887	SX19	SLU_ENV_NL	Min	-10565.55	-3159.82	3077.34	-373.00	-347.55
169	887	DX19	SLE_NL	Max	14863.67	4452.04	2902.01	-107.71	51.33
169	887	DX6	SLE_NL	Max	13141.35	3949.47	1579.56	-20.00	51.33
169	887	SX6	SLE_NL	Max	-9414.36	-2831.59	954.78	-20.00	-52.17

169	887	SX19	SLE_NL	Max	-7818.50	-2338.26	2277.23	-107.71	-52.17
169	887	DX19	SLE_NL	Min	14863.67	4452.04	2902.01	-107.71	51.33
169	887	DX6	SLE_NL	Min	13141.35	3949.47	1579.56	-20.00	51.33
169	887	SX6	SLE_NL	Min	-9414.36	-2831.59	954.78	-20.00	-52.17
169	887	SX19	SLE_NL	Min	-7818.50	-2338.26	2277.23	-107.71	-52.17
171	86	DX107	SLU_ENV_NL	Max	-53186.14	-16576.36	499.30	4384.78	-2242.86
171	86	DX94	SLU_ENV_NL	Max	-48369.79	-13614.46	553.85	-1442.24	-2242.86
171	86	DX95	SLU_ENV_NL	Max	202913.92	60455.17	520.71	-1442.24	2635.64
171	86	DX108	SLU_ENV_NL	Max	206568.26	61043.15	65.71	4384.78	2635.64
171	86	DX107	SLU_ENV_NL	Min	-79989.03	-23759.45	-163.90	3756.51	-2637.14
171	86	DX94	SLU_ENV_NL	Min	-76312.36	-22795.87	490.91	-1753.28	-2637.14
171	86	DX95	SLU_ENV_NL	Min	197003.80	60384.53	120.26	-1753.28	2223.02
171	86	DX108	SLU_ENV_NL	Min	199021.00	58384.66	-134.10	3756.51	2223.02
171	86	DX107	SLE_NL	Max	-59191.88	-17581.99	-121.28	3244.73	-1951.48
171	86	DX94	SLE_NL	Max	-56471.15	-16868.94	363.28	-1297.43	-1951.48
171	86	DX95	SLE_NL	Max	150156.30	44736.83	385.33	-1297.43	1950.37
171	86	DX108	SLE_NL	Max	152860.51	45171.93	-99.23	3244.73	1950.37
171	86	DX107	SLE_NL	Min	-59191.88	-17581.99	-121.28	3244.73	-1951.48
171	86	DX94	SLE_NL	Min	-56471.15	-16868.94	363.28	-1297.43	-1951.48
171	86	DX95	SLE_NL	Min	150156.30	44736.83	385.33	-1297.43	1950.37
171	86	DX108	SLE_NL	Min	152860.51	45171.93	-99.23	3244.73	1950.37
172	748	DX388	SLU_ENV_NL	Max	98175.18	29248.76	539.11	599.94	-71.46
172	748	DX375	SLU_ENV_NL	Max	102828.21	30688.20	1592.72	-1731.84	-71.46
172	748	DX376	SLU_ENV_NL	Max	1910.38	354.11	1307.74	-1731.84	163.09
172	748	DX389	SLU_ENV_NL	Max	-2412.72	-1443.92	-1064.92	599.94	163.09
172	748	DX388	SLU_ENV_NL	Min	19714.29	5959.96	-1286.98	-1295.33	-186.89
172	748	DX375	SLU_ENV_NL	Min	40666.31	12140.10	1409.34	-2217.20	-186.89
172	748	DX376	SLU_ENV_NL	Min	-1617.53	-1178.04	-194.69	-2217.20	66.91
172	748	DX389	SLU_ENV_NL	Min	-7601.49	-2391.01	-1571.97	-1295.33	66.91
172	748	DX388	SLE_NL	Max	14588.58	4410.37	398.94	443.95	-138.30
172	748	DX375	SLE_NL	Max	30093.07	8983.68	1042.91	-1281.56	-138.30
172	748	DX376	SLE_NL	Max	1413.68	262.04	-144.07	-1281.56	120.69
172	748	DX389	SLE_NL	Max	-5625.10	-1769.34	-788.04	443.95	120.69
172	748	DX388	SLE_NL	Min	14588.58	4410.37	398.94	443.95	-138.30
172	748	DX375	SLE_NL	Min	30093.07	8983.68	1042.91	-1281.56	-138.30
172	748	DX376	SLE_NL	Min	1413.68	262.04	-144.07	-1281.56	120.69
172	748	DX389	SLE_NL	Min	-5625.10	-1769.34	-788.04	443.95	120.69
173	87	DX110	SLU_ENV_NL	Max	-707.63	-1951.17	489.08	3874.19	-2713.23
173	87	DX97	SLU_ENV_NL	Max	6396.58	4909.36	875.82	-3020.71	-2713.23
173	87	DX98	SLU_ENV_NL	Max	25104.24	10016.36	202.74	-3020.71	3208.75
173	87	DX111	SLU_ENV_NL	Max	26682.26	6222.96	-153.00	3874.19	3208.75
173	87	DX110	SLU_ENV_NL	Min	-6065.12	-2762.41	198.02	3276.22	-3255.26
173	87	DX97	SLU_ENV_NL	Min	-543.20	1047.03	566.89	-3659.53	-3255.26
173	87	DX98	SLU_ENV_NL	Min	23229.52	8328.20	-75.19	-3659.53	2689.59
173	87	DX111	SLU_ENV_NL	Min	25033.33	5240.99	-475.06	3276.22	2689.59
173	87	DX110	SLE_NL	Max	-4488.19	-2044.19	361.92	2424.40	-2007.79
173	87	DX97	SLE_NL	Max	-401.97	774.80	419.50	-2235.32	-2007.79
173	87	DX98	SLE_NL	Max	17189.84	6162.87	-55.64	-2235.32	1990.30
173	87	DX111	SLE_NL	Max	18524.66	4604.99	-113.22	2424.40	1990.30
173	87	DX110	SLE_NL	Min	-4488.19	-2044.19	361.92	2424.40	-2007.79
173	87	DX97	SLE_NL	Min	-401.97	774.80	419.50	-2235.32	-2007.79
173	87	DX98	SLE_NL	Min	17189.84	6162.87	-55.64	-2235.32	1990.30
173	87	DX111	SLE_NL	Min	18524.66	4604.99	-113.22	2424.40	1990.30
174	88	DX111	SLU_ENV_NL	Max	27530.44	6222.84	467.04	-3276.26	3187.94
174	88	DX98	SLU_ENV_NL	Max	25949.07	10264.75	75.29	3623.07	3187.94
174	88	DX99	SLU_ENV_NL	Max	4631.20	4359.31	-567.01	3623.07	-2713.24
174	88	DX112	SLU_ENV_NL	Max	-2455.90	-2452.89	-205.16	-3276.26	-2713.24
174	88	DX111	SLU_ENV_NL	Min	25032.94	5500.51	153.12	-3861.97	2689.59
174	88	DX98	SLU_ENV_NL	Min	23229.45	8328.18	-210.90	3020.75	2689.59
174	88	DX99	SLU_ENV_NL	Min	-542.38	1047.30	-883.10	3020.75	-3234.22
174	88	DX112	SLU_ENV_NL	Min	-6064.72	-2762.29	-489.18	-3861.97	-3234.22
174	88	DX111	SLE_NL	Max	18524.38	4604.90	113.31	-2424.43	1990.30
174	88	DX98	SLE_NL	Max	17189.79	6162.85	55.72	2235.35	1990.30
174	88	DX99	SLE_NL	Max	-401.36	775.01	-419.59	2235.35	-2007.80
174	88	DX112	SLE_NL	Max	-4487.89	-2044.09	-362.00	-2424.43	-2007.80
174	88	DX111	SLE_NL	Min	18524.38	4604.90	113.31	-2424.43	1990.30
174	88	DX98	SLE_NL	Min	17189.79	6162.85	55.72	2235.35	1990.30
174	88	DX99	SLE_NL	Min	-401.36	775.01	-419.59	2235.35	-2007.80
174	88	DX112	SLE_NL	Min	-4487.89	-2044.09	-362.00	-2424.43	-2007.80
175	749	DX389	SLU_ENV_NL	Max	49.09	-70.04	1559.23	172.41	-0.46
175	749	DX376	SLU_ENV_NL	Max	5140.33	1297.30	-86.09	-5.60	-0.46
175	749	DX377	SLU_ENV_NL	Max	931.31	889.28	-44.18	-5.60	30.74
175	749	DX390	SLU_ENV_NL	Max	-113.55	291.92	1155.41	172.41	30.74
175	749	DX389	SLU_ENV_NL	Min	-65.28	-730.45	-174.03	4.41	-35.98
175	749	DX376	SLU_ENV_NL	Min	-475.08	-844.54	-2793.51	-272.17	-35.98
175	749	DX377	SLU_ENV_NL	Min	-496.46	-868.96	-3197.32	-272.17	1.05
175	749	DX390	SLU_ENV_NL	Min	-1564.01	-761.21	-132.12	4.41	1.05
175	749	DX389	SLE_NL	Max	36.33	-51.83	1153.83	127.58	-26.62
175	749	DX376	SLE_NL	Max	3803.85	960.00	-2067.20	-201.41	-26.62
175	749	DX377	SLE_NL	Max	689.17	658.07	-2366.02	-201.41	22.74
175	749	DX390	SLE_NL	Max	-1157.36	216.02	855.00	127.58	22.74



175	749	DX389	SLE_NL	Min	36.33	-51.83	1153.83	127.58	-26.62
175	749	DX376	SLE_NL	Min	3803.85	960.00	-2067.20	-201.41	-26.62
175	749	DX377	SLE_NL	Min	689.17	658.07	-2366.02	-201.41	22.74
175	749	DX390	SLE_NL	Min	-1157.36	216.02	855.00	127.58	22.74
176	89	DX114	SLU_ENV_NL	Max	206569.59	61043.54	134.13	-3730.09	2635.62
176	89	DX101	SLU_ENV_NL	Max	202915.31	60455.57	-108.49	1753.26	2635.62
176	89	DX102	SLU_ENV_NL	Max	-47591.09	-13380.04	-490.94	1753.26	-2228.05
176	89	DX115	SLU_ENV_NL	Max	-52401.42	-16343.01	163.91	-3730.09	-2228.05
176	89	DX114	SLU_ENV_NL	Min	197803.31	58027.79	-55.31	-4384.77	2208.21
176	89	DX101	SLU_ENV_NL	Min	195836.07	60029.11	-520.72	1434.18	2208.21
176	89	DX102	SLU_ENV_NL	Min	-76312.90	-22796.00	-556.34	1434.18	-2637.12
176	89	DX115	SLU_ENV_NL	Min	-79989.57	-23759.59	-503.16	-4384.77	-2637.12
176	89	DX114	SLE_NL	Max	152861.50	45172.22	99.26	-3244.73	1950.36
176	89	DX101	SLE_NL	Max	150157.33	44737.12	-385.33	1297.41	1950.36
176	89	DX102	SLE_NL	Max	-56471.55	-16869.04	-363.29	1297.41	-1951.47
176	89	DX115	SLE_NL	Max	-59192.28	-17582.09	121.30	-3244.73	-1951.47
176	89	DX114	SLE_NL	Min	152861.50	45172.22	99.26	-3244.73	1950.36
176	89	DX101	SLE_NL	Min	150157.33	44737.12	-385.33	1297.41	1950.36
176	89	DX102	SLE_NL	Min	-56471.55	-16869.04	-363.29	1297.41	-1951.47
176	89	DX115	SLE_NL	Min	-59192.28	-17582.09	121.30	-3244.73	-1951.47
178	888	DX60	SLU_ENV_NL	Max	24812.79	7424.67	-16998.18	211.55	157.85
178	888	DX73	SLU_ENV_NL	Max	24777.58	7452.44	-18413.20	228.09	157.85
178	888	SX73	SLU_ENV_NL	Max	-9193.10	-2776.44	-16613.68	228.09	134.70
178	888	SX60	SLU_ENV_NL	Max	-9490.02	-2828.49	-15198.66	211.55	134.70
178	888	DX60	SLU_ENV_NL	Min	19199.73	5781.64	-19413.16	-41.59	-137.12
178	888	DX73	SLU_ENV_NL	Min	22049.19	6593.04	-22467.89	-18.80	-137.12
178	888	SX73	SLU_ENV_NL	Min	-11177.17	-3330.76	-20154.85	-18.80	-160.37
178	888	SX60	SLU_ENV_NL	Min	-13637.80	-4113.73	-17100.12	-41.59	-160.37
178	888	DX60	SLE_NL	Max	14207.80	4278.41	-12578.65	-30.77	116.81
178	888	DX73	SLE_NL	Max	16316.40	4878.85	-13625.77	168.79	116.81
178	888	SX73	SLE_NL	Max	-8271.11	-2464.76	-12294.12	168.79	-118.67
178	888	SX60	SLE_NL	Max	-10091.97	-3044.16	-11247.01	-30.77	-118.67
178	888	DX60	SLE_NL	Min	14207.80	4278.41	-12578.65	-30.77	116.81
178	888	DX73	SLE_NL	Min	16316.40	4878.85	-13625.77	168.79	116.81
178	888	SX73	SLE_NL	Min	-8271.11	-2464.76	-12294.12	168.79	-118.67
178	888	SX60	SLE_NL	Min	-10091.97	-3044.16	-11247.01	-30.77	-118.67
179	90	DX94	SLU_ENV_NL	Max	-47358.21	-14897.37	879.28	3788.53	-1787.13
179	90	DX81	SLU_ENV_NL	Max	-42269.79	-12316.85	625.92	-957.36	-1787.13
179	90	DX82	SLU_ENV_NL	Max	199133.55	60408.07	-381.96	-957.36	2162.37
179	90	DX95	SLU_ENV_NL	Max	201404.10	60821.08	334.02	3788.53	2162.37
179	90	DX94	SLU_ENV_NL	Min	-74619.64	-22552.14	728.76	3182.18	-2164.44
179	90	DX81	SLU_ENV_NL	Min	-70999.12	-21621.61	-62.31	-1248.33	-2164.44
179	90	DX82	SLU_ENV_NL	Min	194026.43	59331.61	-457.05	-1248.33	1768.86
179	90	DX95	SLU_ENV_NL	Min	194693.89	57339.69	-128.61	3182.18	1768.86
179	90	DX94	SLE_NL	Max	-55218.53	-16688.58	539.28	2803.51	-1601.69
179	90	DX81	SLE_NL	Max	-52539.35	-15999.99	-46.11	-923.76	-1601.69
179	90	DX82	SLE_NL	Max	147358.82	44701.97	-338.21	-923.76	1600.16
179	90	DX95	SLE_NL	Max	149039.03	45007.60	247.18	2803.51	1600.16
179	90	DX94	SLE_NL	Min	-55218.53	-16688.58	539.28	2803.51	-1601.69
179	90	DX81	SLE_NL	Min	-52539.35	-15999.99	-46.11	-923.76	-1601.69
179	90	DX82	SLE_NL	Min	147358.82	44701.97	-338.21	-923.76	1600.16
179	90	DX95	SLE_NL	Min	149039.03	45007.60	247.18	2803.51	1600.16
180	750	DX375	SLU_ENV_NL	Max	103692.27	31300.09	2310.03	522.43	-38.34
180	750	DX362	SLU_ENV_NL	Max	107112.21	32309.32	1475.21	-2086.11	-38.34
180	750	DX363	SLU_ENV_NL	Max	25813.03	7880.62	-1299.57	-2086.11	183.02
180	750	DX376	SLU_ENV_NL	Max	-611.85	129.19	1167.86	522.43	183.02
180	750	DX375	SLU_ENV_NL	Min	43356.60	13033.07	1341.32	-1592.65	-236.21
180	750	DX362	SLU_ENV_NL	Min	83893.19	25120.23	-1126.11	-2270.67	-236.21
180	750	DX363	SLU_ENV_NL	Min	-2026.73	100.84	-2044.87	-2270.67	35.73
180	750	DX376	SLU_ENV_NL	Min	-1905.85	21.33	-1210.06	-1592.65	35.73
180	750	DX375	SLE_NL	Max	32083.88	9644.47	1709.42	386.60	-174.80
180	750	DX362	SLE_NL	Max	62080.96	18588.97	1091.66	-1680.30	-174.80
180	750	DX363	SLE_NL	Max	19101.64	5831.66	-1513.21	-1680.30	135.44
180	750	DX376	SLE_NL	Max	-452.77	15.78	-895.44	386.60	135.44
180	750	DX375	SLE_NL	Min	32083.88	9644.47	1709.42	386.60	-174.80
180	750	DX362	SLE_NL	Min	62080.96	18588.97	1091.66	-1680.30	-174.80
180	750	DX363	SLE_NL	Min	19101.64	5831.66	-1513.21	-1680.30	135.44
180	750	DX376	SLE_NL	Min	-452.77	15.78	-895.44	386.60	135.44
181	91	DX97	SLU_ENV_NL	Max	6829.91	-475.76	825.76	3397.51	-2603.57
181	91	DX84	SLU_ENV_NL	Max	13213.20	5711.94	567.13	-2946.44	-2603.57
181	91	DX85	SLU_ENV_NL	Max	20106.74	8581.40	-127.74	-2946.44	2851.42
181	91	DX98	SLU_ENV_NL	Max	21341.09	4882.76	161.60	3397.51	2851.42
181	91	DX97	SLU_ENV_NL	Min	691.82	-785.41	592.60	3097.00	-2893.26
181	91	DX84	SLU_ENV_NL	Min	6115.81	2738.85	272.62	-3297.84	-2893.26
181	91	DX85	SLU_ENV_NL	Min	18727.75	6814.38	-391.54	-3297.84	2581.76
181	91	DX98	SLU_ENV_NL	Min	20411.12	4302.07	-102.27	3097.00	2581.76
181	91	DX97	SLE_NL	Max	511.95	-581.21	438.53	2291.78	-1926.64
181	91	DX84	SLE_NL	Max	4525.70	2026.75	419.68	-2180.37	-1926.64
181	91	DX85	SLE_NL	Max	13858.54	5042.64	-94.52	-2180.37	1910.50
181	91	DX98	SLE_NL	Max	15104.23	3613.24	-75.68	2291.78	1910.50
181	91	DX97	SLE_NL	Min	511.95	-581.21	438.53	2291.78	-1926.64



Autorità Portuale di Taranto
Interventi per il dragaggio di 2,3 M m³ di sedimenti in area Molo Polisettoriale e per la realizzazione di un primo lotto della cassa di colmata funzionale all'ampliamento del V Sporgente del Porto di Taranto

Allegati alla relazione di calcolo strutturale allineamento "BC"

Data 05/2016
Rev. B
c.d.c.: C296A
514B

181	91	DX84	SLE_NL	Min	4525.70	2026.75	419.68	-2180.37	-1926.64
181	91	DX85	SLE_NL	Min	13858.54	5042.64	-94.52	-2180.37	1910.50
181	91	DX98	SLE_NL	Min	15104.23	3613.24	-75.68	2291.78	1910.50
182	92	DX98	SLU_ENV_NL	Max	22204.00	4882.73	102.16	-3097.03	2825.94
182	92	DX85	SLU_ENV_NL	Max	20968.12	8833.77	383.30	3255.73	2825.94
182	92	DX86	SLU_ENV_NL	Max	11422.46	5151.15	-278.61	3255.73	-2603.57
182	92	DX99	SLU_ENV_NL	Max	5064.46	-785.18	-592.52	-3097.03	-2603.57
182	92	DX98	SLU_ENV_NL	Min	20411.01	4566.99	-170.96	-3379.99	2581.76
182	92	DX85	SLU_ENV_NL	Min	18727.29	6814.25	127.65	2946.48	2581.76
182	92	DX86	SLU_ENV_NL	Min	6116.41	2739.02	-567.03	2946.48	-2867.51
182	92	DX99	SLU_ENV_NL	Min	692.68	-982.27	-832.87	-3379.99	-2867.51
182	92	DX98	SLE_NL	Max	15104.15	3613.22	75.60	-2291.80	1910.50
182	92	DX85	SLE_NL	Max	13858.19	5042.54	94.46	2180.40	1910.50
182	92	DX86	SLE_NL	Max	4526.14	2026.88	-419.60	2180.40	-1926.64
182	92	DX99	SLE_NL	Max	512.58	-581.03	-438.46	-2291.80	-1926.64
182	92	DX98	SLE_NL	Min	15104.15	3613.22	75.60	-2291.80	1910.50
182	92	DX85	SLE_NL	Min	13858.19	5042.54	94.46	2180.40	1910.50
182	92	DX86	SLE_NL	Min	4526.14	2026.88	-419.60	2180.40	-1926.64
182	92	DX99	SLE_NL	Min	512.58	-581.03	-438.46	-2291.80	-1926.64
183	751	DX376	SLU_ENV_NL	Max	5839.64	1987.23	-30.03	204.41	-2.96
183	751	DX363	SLU_ENV_NL	Max	8639.93	2698.23	-71.82	-19.53	-2.96
183	751	DX364	SLU_ENV_NL	Max	873.79	849.16	-137.39	-19.53	46.98
183	751	DX377	SLU_ENV_NL	Max	101.60	698.52	-95.60	204.41	46.98
183	751	DX376	SLU_ENV_NL	Min	11.44	708.77	-2916.07	13.21	-49.09
183	751	DX363	SLU_ENV_NL	Min	761.82	933.02	-268.20	-435.82	-49.09
183	751	DX364	SLU_ENV_NL	Min	451.52	-158.72	-460.73	-435.82	1.96
183	751	DX377	SLU_ENV_NL	Min	-46.75	-235.33	-3108.60	13.21	1.96
183	751	DX376	SLE_NL	Max	4321.34	1470.55	-2157.89	151.27	-36.32
183	751	DX363	SLE_NL	Max	6393.55	1996.69	-198.47	-322.50	-36.32
183	751	DX364	SLE_NL	Max	646.61	-117.45	-340.94	-322.50	34.77
183	751	DX377	SLE_NL	Max	75.18	-174.14	-2300.37	151.27	34.77
183	751	DX376	SLE_NL	Min	4321.34	1470.55	-2157.89	151.27	-36.32
183	751	DX363	SLE_NL	Min	6393.55	1996.69	-198.47	-322.50	-36.32
183	751	DX364	SLE_NL	Min	646.61	-117.45	-340.94	-322.50	34.77
183	751	DX377	SLE_NL	Min	75.18	-174.14	-2300.37	151.27	34.77
184	93	DX101	SLU_ENV_NL	Max	201405.50	60821.52	140.32	-3158.35	2162.36
184	93	DX88	SLU_ENV_NL	Max	199135.17	60408.56	457.13	1248.31	2162.36
184	93	DX89	SLU_ENV_NL	Max	-41508.03	-12087.15	62.27	1248.31	-1774.23
184	93	DX102	SLU_ENV_NL	Max	-46590.95	-14667.05	-728.84	-3158.35	-1774.23
184	93	DX101	SLU_ENV_NL	Min	193541.05	56999.87	-333.98	-3788.53	1755.96
184	93	DX88	SLU_ENV_NL	Min	192918.74	58990.43	391.15	951.15	1755.96
184	93	DX89	SLU_ENV_NL	Min	-70999.51	-21621.76	-630.03	951.15	-2164.43
184	93	DX102	SLU_ENV_NL	Min	-74620.21	-22552.34	-880.86	-3788.53	-2164.43
184	93	DX101	SLE_NL	Max	149040.07	45007.92	-247.14	-2803.51	1600.15
184	93	DX88	SLE_NL	Max	147360.03	44702.34	338.27	923.75	1600.15
184	93	DX89	SLE_NL	Max	-52539.64	-16000.10	46.08	923.75	-1601.68
184	93	DX102	SLE_NL	Max	-55218.96	-16688.73	-539.34	-2803.51	-1601.68
184	93	DX101	SLE_NL	Min	149040.07	45007.92	-247.14	-2803.51	1600.15
184	93	DX88	SLE_NL	Min	147360.03	44702.34	338.27	923.75	1600.15
184	93	DX89	SLE_NL	Min	-52539.64	-16000.10	46.08	923.75	-1601.68
184	93	DX102	SLE_NL	Min	-55218.96	-16688.73	-539.34	-2803.51	-1601.68
185	889	DX75	SLU_ENV_NL	Max	101600.11	30922.10	2089.95	-1038.19	-2229.20
185	889	SX75	SLU_ENV_NL	Max	-148403.51	-44966.35	-2659.34	-1038.19	2499.64
185	889	SX62	SLU_ENV_NL	Max	-157858.25	-46912.18	-3596.10	2969.68	2499.64
185	889	DX62	SLU_ENV_NL	Max	97511.25	28811.31	1153.18	2969.68	-2229.20
185	889	DX75	SLU_ENV_NL	Min	92870.01	28257.30	-2963.10	-1257.60	-2488.55
185	889	SX75	SLU_ENV_NL	Min	-156493.15	-47345.59	-4662.20	-1257.60	2233.80
185	889	SX62	SLU_ENV_NL	Min	-161391.35	-48019.76	-4188.10	2744.02	2233.80
185	889	DX62	SLU_ENV_NL	Min	92772.73	27435.52	-2489.01	2744.02	-2488.55
185	889	DX75	SLE_NL	Max	75184.08	22882.35	1546.56	-930.62	-1841.53
185	889	SX75	SLE_NL	Max	-109818.60	-33275.10	-1967.91	-930.62	1849.73
185	889	SX62	SLE_NL	Max	-116815.11	-34715.01	-2661.12	2197.56	1849.73
185	889	DX62	SLE_NL	Max	72158.32	21320.37	853.36	2197.56	-1841.53
185	889	DX75	SLE_NL	Min	75184.08	22882.35	1546.56	-930.62	-1841.53
185	889	SX75	SLE_NL	Min	-109818.60	-33275.10	-1967.91	-930.62	1849.73
185	889	SX62	SLE_NL	Min	-116815.11	-34715.01	-2661.12	2197.56	1849.73
185	889	DX62	SLE_NL	Min	72158.32	21320.37	853.36	2197.56	-1841.53
186	890	DX58	SLU_ENV_NL	Max	24009.18	7187.00	19918.61	41.56	157.83
186	890	SX58	SLU_ENV_NL	Max	-8697.52	-2594.15	17611.86	41.56	110.08
186	890	SX71	SLU_ENV_NL	Max	-8424.12	-2542.34	20643.77	2.36	110.08
186	890	DX71	SLU_ENV_NL	Max	24010.61	7218.93	22950.52	2.36	157.83
186	890	DX58	SLU_ENV_NL	Min	19200.36	5781.82	16998.18	-186.26	-112.50
186	890	SX58	SLU_ENV_NL	Min	-13638.75	-4114.01	15198.61	-186.26	-160.34
186	890	SX71	SLU_ENV_NL	Min	-11178.19	-3331.07	16613.63	-228.08	-160.34
186	890	DX71	SLU_ENV_NL	Min	22049.69	6593.19	18413.20	-228.08	-112.50
186	890	DX58	SLE_NL	Max	14208.26	4278.55	12578.65	30.75	116.79
186	890	SX58	SLE_NL	Max	-10092.68	-3044.37	11246.97	30.75	-118.65
186	890	SX71	SLE_NL	Max	-8271.86	-2464.99	12294.09	-168.78	-118.65
186	890	DX71	SLE_NL	Max	16316.77	4878.96	13625.77	-168.78	116.79
186	890	DX58	SLE_NL	Min	14208.26	4278.55	12578.65	30.75	116.79
186	890	SX58	SLE_NL	Min	-10092.68	-3044.37	11246.97	30.75	-118.65



Autorità Portuale di Taranto
Interventi per il dragaggio di 2,3 M³ di sedimenti in area Molo Polisettoriale e per la realizzazione di un primo lotto della cassa di colmata funzionale all'ampliamento del V Sporgente del Porto di Taranto

Allegati alla relazione di calcolo strutturale allineamento "BC"

Data 05/2016
Rev. B
c.d.c.: C296A
514B



186	890	SX71	SLE_NL	Min	-8271.86	-2464.99	12294.09	-168.78	-118.65
186	890	DX71	SLE_NL	Min	16316.77	4878.96	13625.77	-168.78	116.79
187	94	DX81	SLU_ENV_NL	Max	-41188.46	-12620.69	506.83	3272.48	-1595.83
187	94	DX68	SLU_ENV_NL	Max	-37432.37	-10425.35	1146.02	-775.48	-1595.83
187	94	DX69	SLU_ENV_NL	Max	197379.74	59056.79	45.11	-775.48	1749.96
187	94	DX82	SLU_ENV_NL	Max	197151.75	58193.49	-108.03	3272.48	1749.96
187	94	DX81	SLU_ENV_NL	Min	-69433.64	-20794.78	409.78	2922.77	-1761.22
187	94	DX68	SLU_ENV_NL	Min	-64426.56	-18840.37	562.92	-814.90	-1761.22
187	94	DX69	SLU_ENV_NL	Min	190988.31	58217.62	-304.49	-814.90	1581.07
187	94	DX82	SLU_ENV_NL	Min	192070.35	56719.64	-943.68	2922.77	1581.07
187	94	DX81	SLE_NL	Max	-51380.89	-15388.13	375.05	2421.64	-1303.31
187	94	DX68	SLE_NL	Max	-47675.66	-13941.87	848.05	-603.03	-1303.31
187	94	DX69	SLE_NL	Max	146061.01	43702.02	-225.32	-603.03	1294.97
187	94	DX82	SLE_NL	Max	145892.29	43063.18	-698.32	2421.64	1294.97
187	94	DX81	SLE_NL	Min	-51380.89	-15388.13	375.05	2421.64	-1303.31
187	94	DX68	SLE_NL	Min	-47675.66	-13941.87	848.05	-603.03	-1303.31
187	94	DX69	SLE_NL	Min	146061.01	43702.02	-225.32	-603.03	1294.97
187	94	DX82	SLE_NL	Min	145892.29	43063.18	-698.32	2421.64	1294.97
188	752	DX362	SLU_ENV_NL	Max	107989.98	32317.45	-1219.66	-1261.06	134.23
188	752	DX349	SLU_ENV_NL	Max	114300.24	34038.57	1957.46	-177.65	134.23
188	752	DX350	SLU_ENV_NL	Max	3976.93	1445.23	1573.80	-177.65	101.86
188	752	DX363	SLU_ENV_NL	Max	25008.49	7155.08	768.21	-1261.06	101.86
188	752	DX362	SLU_ENV_NL	Min	84435.58	24971.95	-1885.27	-1720.57	-106.59
188	752	DX349	SLU_ENV_NL	Min	55353.16	16855.73	-1816.18	-2649.85	-106.59
188	752	DX350	SLU_ENV_NL	Min	-2564.65	-1615.49	837.30	-2649.85	-97.36
188	752	DX363	SLU_ENV_NL	Min	-3433.76	-1671.46	-1603.32	-1720.57	-97.36
188	752	DX362	SLE_NL	Max	62482.33	18479.24	-1395.10	-1273.22	99.33
188	752	DX349	SLE_NL	Max	40961.34	12473.24	-1343.98	-131.46	99.33
188	752	DX350	SLE_NL	Max	2942.93	1069.47	619.61	-131.46	-72.05
188	752	DX363	SLE_NL	Max	18506.28	5294.76	568.48	-1273.22	-72.05
188	752	DX362	SLE_NL	Min	62482.33	18479.24	-1395.10	-1273.22	99.33
188	752	DX349	SLE_NL	Min	40961.34	12473.24	-1343.98	-131.46	99.33
188	752	DX350	SLE_NL	Min	2942.93	1069.47	619.61	-131.46	-72.05
188	752	DX363	SLE_NL	Min	18506.28	5294.76	568.48	-1273.22	-72.05
189	95	DX84	SLU_ENV_NL	Max	14231.78	3147.49	546.07	2855.07	-2428.00
189	95	DX71	SLU_ENV_NL	Max	19694.65	8091.65	750.04	-2791.77	-2428.00
189	95	DX72	SLU_ENV_NL	Max	15455.33	6426.48	167.39	-2791.77	2436.64
189	95	DX85	SLU_ENV_NL	Max	16652.25	3600.86	-143.60	2855.07	2436.64
189	95	DX84	SLU_ENV_NL	Min	7384.14	1330.14	193.58	2841.82	-2469.99
189	95	DX71	SLU_ENV_NL	Min	12579.92	4862.80	618.54	-2863.54	-2469.99
189	95	DX72	SLU_ENV_NL	Min	14639.79	5650.78	-71.14	-2863.54	2405.68
189	95	DX85	SLU_ENV_NL	Min	16072.75	3026.16	-389.07	2841.82	2405.68
189	95	DX84	SLE_NL	Max	5464.26	984.30	404.09	2102.95	-1796.72
189	95	DX71	SLE_NL	Max	9309.14	3598.47	457.72	-2065.91	-1796.72
189	95	DX72	SLE_NL	Max	10833.44	4181.58	-52.64	-2065.91	1780.20
189	95	DX85	SLE_NL	Max	11893.83	2664.64	-106.27	2102.95	1780.20
189	95	DX84	SLE_NL	Min	5464.26	984.30	404.09	2102.95	-1796.72
189	95	DX71	SLE_NL	Min	9309.14	3598.47	457.72	-2065.91	-1796.72
189	95	DX72	SLE_NL	Min	10833.44	4181.58	-52.64	-2065.91	1780.20
189	95	DX85	SLE_NL	Min	11893.83	2664.64	-106.27	2102.95	1780.20
190	96	DX85	SLU_ENV_NL	Max	17535.50	3600.71	378.45	-2832.83	2406.92
190	96	DX72	SLU_ENV_NL	Max	16335.01	6683.45	71.24	2816.23	2406.92
190	96	DX73	SLU_ENV_NL	Max	17865.67	7519.99	-618.66	2816.23	-2428.00
190	96	DX86	SLU_ENV_NL	Max	12439.87	2636.16	-198.22	-2832.83	-2428.00
190	96	DX85	SLU_ENV_NL	Min	16072.24	3298.06	143.72	-2841.86	2405.69
190	96	DX72	SLU_ENV_NL	Min	14639.62	5650.73	-178.56	2791.82	2405.69
190	96	DX73	SLU_ENV_NL	Min	12581.02	4863.15	-755.23	2791.82	-2439.98
190	96	DX86	SLU_ENV_NL	Min	7384.79	1330.35	-546.18	-2841.86	-2439.98
190	96	DX85	SLE_NL	Max	11893.46	2664.52	106.36	-2102.97	1780.21
190	96	DX72	SLE_NL	Max	10833.32	4181.54	52.72	2065.94	1780.21
190	96	DX73	SLE_NL	Max	9309.96	3598.73	-457.81	2065.94	-1796.72
190	96	DX86	SLE_NL	Max	5464.75	984.46	-404.17	-2102.97	-1796.72
190	96	DX85	SLE_NL	Min	11893.46	2664.52	106.36	-2102.97	1780.21
190	96	DX72	SLE_NL	Min	10833.32	4181.54	52.72	2065.94	1780.21
190	96	DX73	SLE_NL	Min	9309.96	3598.73	-457.81	2065.94	-1796.72
190	96	DX86	SLE_NL	Min	5464.75	984.46	-404.17	-2102.97	-1796.72
191	753	DX363	SLU_ENV_NL	Max	8709.79	2250.95	-150.16	44.72	13.72
191	753	DX350	SLU_ENV_NL	Max	8695.81	2875.41	1951.35	-37.63	13.72
191	753	DX351	SLU_ENV_NL	Max	507.08	-25.68	1974.63	-37.63	9.85
191	753	DX364	SLU_ENV_NL	Max	514.89	-674.90	-59.20	44.72	9.85
191	753	DX363	SLU_ENV_NL	Min	397.37	-507.00	-400.93	-243.12	-7.08
191	753	DX350	SLU_ENV_NL	Min	-340.99	-963.51	117.87	-68.16	-7.08
191	753	DX351	SLU_ENV_NL	Min	-1230.47	-1284.08	208.83	-68.16	-17.12
191	753	DX364	SLU_ENV_NL	Min	-81.05	-700.88	-377.65	-243.12	-17.12
191	753	DX363	SLE_NL	Max	6445.25	1665.71	-296.69	-179.91	10.15
191	753	DX350	SLE_NL	Max	6434.90	2127.81	1444.00	-27.84	10.15
191	753	DX351	SLE_NL	Max	375.24	-19.01	1461.23	-27.84	-12.67
191	753	DX364	SLE_NL	Max	381.02	-499.42	-279.46	-179.91	-12.67
191	753	DX363	SLE_NL	Min	6445.25	1665.71	-296.69	-179.91	10.15
191	753	DX350	SLE_NL	Min	6434.90	2127.81	1444.00	-27.84	10.15
191	753	DX351	SLE_NL	Min	375.24	-19.01	1461.23	-27.84	-12.67



Autorità Portuale di Taranto
Interventi per il dragaggio di 2,3 M³ di sedimenti in area Molo Polisettoriale e per la realizzazione di un primo lotto della cassa di colmata funzionale all'ampliamento del V Sporgente del Porto di Taranto

Allegati alla relazione di calcolo strutturale allineamento "BC"

Data 05/2016
Rev. B
c.d.c.: C296A
514B



191	753	DX364	SLE_NL	Min	381.02	-499.42	-279.46	-179.91	-12.67
192	97	DX88	SLU_ENV_NL	Max	197153.39	58193.98	943.55	-2901.95	1749.93
192	97	DX75	SLU_ENV_NL	Max	197380.94	59057.13	304.33	814.85	1749.93
192	97	DX76	SLU_ENV_NL	Max	-36686.91	-10202.02	-564.34	814.85	-1585.21
192	97	DX89	SLU_ENV_NL	Max	-40437.14	-12396.43	-412.62	-2901.95	-1585.21
192	97	DX88	SLU_ENV_NL	Min	190978.36	56401.39	116.80	-3272.45	1570.47
192	97	DX75	SLU_ENV_NL	Min	189935.93	57895.69	-34.92	771.59	1570.47
192	97	DX76	SLU_ENV_NL	Min	-64427.50	-18840.62	-1145.88	771.59	-1761.19
192	97	DX89	SLU_ENV_NL	Min	-69434.03	-20794.87	-506.66	-3272.45	-1761.19
192	97	DX88	SLE_NL	Max	145893.51	43063.54	698.23	-2421.61	1294.94
192	97	DX75	SLE_NL	Max	146061.89	43702.28	225.20	602.99	1294.94
192	97	DX76	SLE_NL	Max	-47676.35	-13942.06	-847.95	602.99	-1303.28
192	97	DX89	SLE_NL	Max	-51381.19	-15388.20	-374.93	-2421.61	-1303.28
192	97	DX88	SLE_NL	Min	145893.51	43063.54	698.23	-2421.61	1294.94
192	97	DX75	SLE_NL	Min	146061.89	43702.28	225.20	602.99	1294.94
192	97	DX76	SLE_NL	Min	-47676.35	-13942.06	-847.95	602.99	-1303.28
192	97	DX89	SLE_NL	Min	-51381.19	-15388.20	-374.93	-2421.61	-1303.28
193	891	DX56	SLU_ENV_NL	Max	97511.60	28811.42	2554.74	-2786.37	-2270.31
193	891	SX56	SLU_ENV_NL	Max	-157856.91	-46911.78	4253.26	-2786.37	2499.61
193	891	SX69	SLU_ENV_NL	Max	-148402.79	-44966.13	4726.11	1257.58	2499.61
193	891	DX69	SLU_ENV_NL	Max	101599.89	30922.03	3027.59	1257.58	-2270.31
193	891	DX56	SLU_ENV_NL	Min	93898.87	27766.05	-1152.88	-2969.66	-2488.53
193	891	SX56	SLU_ENV_NL	Min	-162528.70	-48353.66	3595.77	-2969.66	2274.90
193	891	SX69	SLU_ENV_NL	Min	-157593.50	-47683.00	2659.01	1065.51	2274.90
193	891	DX69	SLU_ENV_NL	Min	93944.70	28587.02	-2089.64	1065.51	-2488.53
193	891	DX56	SLE_NL	Max	72158.59	21320.45	-853.13	-2197.55	-1841.51
193	891	SX56	SLE_NL	Max	-116814.11	-34714.72	2660.87	-2197.55	1849.71
193	891	SX69	SLE_NL	Max	-109818.07	-33274.94	1967.67	930.61	1849.71
193	891	DX69	SLE_NL	Max	75183.92	22882.30	-1546.33	930.61	-1841.51
193	891	DX56	SLE_NL	Min	72158.59	21320.45	-853.13	-2197.55	-1841.51
193	891	SX56	SLE_NL	Min	-116814.11	-34714.72	2660.87	-2197.55	1849.71
193	891	SX69	SLE_NL	Min	-109818.07	-33274.94	1967.67	930.61	1849.71
193	891	DX69	SLE_NL	Min	75183.92	22882.30	-1546.33	930.61	-1841.51
195	98	DX68	SLU_ENV_NL	Max	-36863.41	-11635.58	1996.99	2851.74	-1097.07
195	98	DX55	SLU_ENV_NL	Max	-33123.72	-9977.81	1236.63	-225.77	-1097.07
195	98	DX56	SLU_ENV_NL	Max	199559.47	60735.07	-563.11	-225.77	1410.40
195	98	DX69	SLU_ENV_NL	Max	196257.55	58887.64	-181.92	2851.74	1410.40
195	98	DX68	SLU_ENV_NL	Min	-63593.94	-19636.47	828.80	2314.68	-1428.47
195	98	DX55	SLU_ENV_NL	Min	-56329.86	-16962.21	447.62	-453.00	-1428.47
195	98	DX56	SLU_ENV_NL	Min	189672.05	57549.93	-1806.28	-453.00	1085.25
195	98	DX69	SLU_ENV_NL	Min	189466.68	56252.30	-1045.91	2314.68	1085.25
195	98	DX68	SLE_NL	Max	-47059.52	-14530.98	1477.77	2110.29	-1057.07
195	98	DX55	SLE_NL	Max	-41684.10	-12552.03	915.11	-335.22	-1057.07
195	98	DX56	SLE_NL	Max	147674.01	44943.95	-1336.64	-335.22	1043.69
195	98	DX69	SLE_NL	Max	145230.59	43576.86	-773.98	2110.29	1043.69
195	98	DX68	SLE_NL	Min	-47059.52	-14530.98	1477.77	2110.29	-1057.07
195	98	DX55	SLE_NL	Min	-41684.10	-12552.03	915.11	-335.22	-1057.07
195	98	DX56	SLE_NL	Min	147674.01	44943.95	-1336.64	-335.22	1043.69
195	98	DX69	SLE_NL	Min	145230.59	43576.86	-773.98	2110.29	1043.69
196	754	DX349	SLU_ENV_NL	Max	115715.03	35047.95	1935.59	-1502.62	115.88
196	754	DX336	SLU_ENV_NL	Max	126069.86	37859.52	-664.65	-28.01	115.88
196	754	DX337	SLU_ENV_NL	Max	546.42	776.61	-317.71	-28.01	65.38
196	754	DX350	SLU_ENV_NL	Max	5356.58	1292.19	1184.17	-1502.62	65.38
196	754	DX349	SLU_ENV_NL	Min	53580.69	15699.36	-1068.18	-1625.61	-75.22
196	754	DX336	SLU_ENV_NL	Min	40895.61	12678.13	-1304.60	-2562.36	-75.22
196	754	DX337	SLU_ENV_NL	Min	-226.67	406.40	-1416.06	-2562.36	-105.46
196	754	DX350	SLU_ENV_NL	Min	-3222.91	-103.08	-81.30	-1625.61	-105.46
196	754	DX349	SLE_NL	Max	39649.71	11617.53	-790.45	-1111.94	85.75
196	754	DX336	SLE_NL	Max	30262.75	9381.82	-965.40	-20.73	85.75
196	754	DX337	SLE_NL	Max	-167.73	300.74	-235.11	-20.73	-78.04
196	754	DX350	SLE_NL	Max	3963.87	956.22	-60.16	-1111.94	-78.04
196	754	DX349	SLE_NL	Min	39649.71	11617.53	-790.45	-1111.94	85.75
196	754	DX336	SLE_NL	Min	30262.75	9381.82	-965.40	-20.73	85.75
196	754	DX337	SLE_NL	Min	-167.73	300.74	-235.11	-20.73	-78.04
196	754	DX350	SLE_NL	Min	3963.87	956.22	-60.16	-1111.94	-78.04
197	99	DX71	SLU_ENV_NL	Max	20214.20	4498.72	753.02	2621.01	-1992.47
197	99	DX58	SLU_ENV_NL	Max	25276.63	8577.41	477.19	-2327.80	-1992.47
197	99	DX59	SLU_ENV_NL	Max	11567.16	5145.87	-103.60	-2327.80	2277.89
197	99	DX72	SLU_ENV_NL	Max	12688.72	2529.20	114.61	2621.01	2277.89
197	99	DX71	SLU_ENV_NL	Min	13499.11	2977.92	508.49	2290.27	-2304.66
197	99	DX58	SLU_ENV_NL	Min	17941.35	6412.15	322.21	-2719.89	-2304.66
197	99	DX59	SLU_ENV_NL	Min	11195.26	4630.93	-316.20	-2719.89	1969.88
197	99	DX72	SLU_ENV_NL	Min	12184.03	2413.75	-72.30	2290.27	1969.88
197	99	DX71	SLE_NL	Max	9989.34	2203.66	376.28	1694.80	-1474.43
197	99	DX58	SLE_NL	Max	13276.60	4744.99	353.12	-1722.57	-1474.43
197	99	DX59	SLE_NL	Max	8284.49	3426.89	-76.67	-1722.57	1457.71
197	99	DX72	SLE_NL	Max	9016.18	1786.17	-53.50	1694.80	1457.71
197	99	DX71	SLE_NL	Min	9989.34	2203.66	376.28	1694.80	-1474.43
197	99	DX58	SLE_NL	Min	13276.60	4744.99	353.12	-1722.57	-1474.43
197	99	DX59	SLE_NL	Min	8284.49	3426.89	-76.67	-1722.57	1457.71
197	99	DX72	SLE_NL	Min	9016.18	1786.17	-53.50	1694.80	1457.71



Autorità Portuale di Taranto
Interventi per il dragaggio di 2,3 M m³ di sedimenti in area Molo Polisettoriale e per la realizzazione di un primo lotto della cassa di colmata funzionale all'ampliamento del V Sporgente del Porto di Taranto

Allegati alla relazione di calcolo strutturale allineamento "BC"

Data 05/2016
Rev. B
c.d.c.: C296A
514B



198	100	DX72	SLU_ENV_NL	Max	13593.72	2808.50	72.24	-2290.29	2244.23
198	100	DX59	SLU_ENV_NL	Max	12475.96	5410.71	307.15	2667.66	2244.23
198	100	DX60	SLU_ENV_NL	Max	23406.73	7989.26	-328.21	2667.66	-1992.47
198	100	DX73	SLU_ENV_NL	Max	18380.98	3975.03	-508.45	-2290.29	-1992.47
198	100	DX72	SLU_ENV_NL	Min	12183.82	2413.68	-125.03	-2594.47	1969.88
198	100	DX59	SLU_ENV_NL	Min	11194.86	4630.81	103.56	2327.84	1969.88
198	100	DX60	SLU_ENV_NL	Min	17942.35	6412.44	-477.13	2327.84	-2270.68
198	100	DX73	SLU_ENV_NL	Min	13500.23	2978.24	-760.39	-2594.47	-2270.68
198	100	DX72	SLE_NL	Max	9016.03	1786.13	53.46	-1694.81	1457.71
198	100	DX59	SLE_NL	Max	8284.20	3426.80	76.64	1722.60	1457.71
198	100	DX60	SLE_NL	Max	13277.34	4745.21	-353.08	1722.60	-1474.43
198	100	DX73	SLE_NL	Max	9990.17	2203.89	-376.25	-1694.81	-1474.43
198	100	DX72	SLE_NL	Min	9016.03	1786.13	53.46	-1694.81	1457.71
198	100	DX59	SLE_NL	Min	8284.20	3426.80	76.64	1722.60	1457.71
198	100	DX60	SLE_NL	Min	13277.34	4745.21	-353.08	1722.60	-1474.43
198	100	DX73	SLE_NL	Min	9990.17	2203.89	-376.25	-1694.81	-1474.43
199	755	DX350	SLU_ENV_NL	Max	8351.96	2176.25	1808.56	101.87	7.86
199	755	DX337	SLU_ENV_NL	Max	5621.86	2175.51	-497.82	-63.47	7.86
199	755	DX338	SLU_ENV_NL	Max	1075.71	1086.97	-785.89	-63.47	19.05
199	755	DX351	SLU_ENV_NL	Max	866.38	793.20	2064.69	101.87	19.05
199	755	DX350	SLU_ENV_NL	Min	433.75	1004.08	314.64	-173.92	-21.87
199	755	DX337	SLU_ENV_NL	Min	3874.36	1764.83	-2217.23	-170.82	-21.87
199	755	DX338	SLU_ENV_NL	Min	-746.02	1046.69	-1961.10	-170.82	-8.71
199	755	DX351	SLU_ENV_NL	Min	-791.75	724.98	26.57	-173.92	-8.71
199	755	DX350	SLE_NL	Max	6180.45	1610.42	1338.33	-128.70	5.82
199	755	DX337	SLE_NL	Max	4160.17	1609.88	-1640.75	-46.97	5.82
199	755	DX338	SLE_NL	Max	-552.05	774.55	-1451.21	-46.97	-6.45
199	755	DX351	SLE_NL	Max	641.12	536.48	1527.87	-128.70	-6.45
199	755	DX350	SLE_NL	Min	6180.45	1610.42	1338.33	-128.70	5.82
199	755	DX337	SLE_NL	Min	4160.17	1609.88	-1640.75	-46.97	5.82
199	755	DX338	SLE_NL	Min	-552.05	774.55	-1451.21	-46.97	-6.45
199	755	DX351	SLE_NL	Min	641.12	536.48	1527.87	-128.70	-6.45
200	101	DX75	SLU_ENV_NL	Max	196258.76	58888.01	1046.20	-2294.59	1410.40
200	101	DX62	SLU_ENV_NL	Max	199561.69	60735.74	1806.59	452.99	1410.40
200	101	DX63	SLU_ENV_NL	Max	-32390.10	-9757.02	-451.71	452.99	-1086.81
200	101	DX76	SLU_ENV_NL	Max	-36126.41	-11413.86	-830.40	-2294.59	-1086.81
200	101	DX75	SLU_ENV_NL	Min	188427.41	55947.51	193.53	-2851.75	1075.01
200	101	DX62	SLU_ENV_NL	Min	188674.58	57240.83	572.22	222.00	1075.01
200	101	DX63	SLU_ENV_NL	Min	-56329.85	-16962.23	-1236.91	222.00	-1428.48
200	101	DX76	SLU_ENV_NL	Min	-63594.92	-19636.80	-1997.31	-2851.75	-1428.48
200	101	DX75	SLE_NL	Max	145231.49	43577.13	774.19	-2110.30	1043.69
200	101	DX62	SLE_NL	Max	147675.65	44944.45	1336.88	335.21	1043.69
200	101	DX63	SLE_NL	Max	-41684.09	-12552.05	-915.32	335.21	-1057.07
200	101	DX76	SLE_NL	Max	-47060.24	-14531.23	-1478.01	-2110.30	-1057.07
200	101	DX75	SLE_NL	Min	145231.49	43577.13	774.19	-2110.30	1043.69
200	101	DX62	SLE_NL	Min	147675.65	44944.45	1336.88	335.21	1043.69
200	101	DX63	SLE_NL	Min	-41684.09	-12552.05	-915.32	335.21	-1057.07
200	101	DX76	SLE_NL	Min	-47060.24	-14531.23	-1478.01	-2110.30	-1057.07
201	892	DX75	SLU_ENV_NL	Max	100143.57	29532.60	1782.34	3346.04	-2871.74
201	892	DX88	SLU_ENV_NL	Max	101529.14	30969.21	3395.21	-1609.99	-2871.74
201	892	SX88	SLU_ENV_NL	Max	-139373.90	-42324.65	1604.90	-1609.99	2977.32
201	892	SX75	SLU_ENV_NL	Max	-146945.24	-43571.09	-7.98	3346.04	2977.32
201	892	DX75	SLU_ENV_NL	Min	91457.02	26908.28	-4372.49	3263.19	-2973.84
201	892	DX88	SLU_ENV_NL	Min	89972.89	27520.69	-5005.17	-1697.31	-2973.84
201	892	SX88	SLU_ENV_NL	Min	-150161.74	-45578.37	-6246.66	-1697.31	2878.62
201	892	SX75	SLU_ENV_NL	Min	-155079.38	-45993.97	-5613.98	3263.19	2878.62
201	892	DX75	SLE_NL	Max	74106.24	21854.12	1318.93	2414.76	-2125.08
201	892	DX88	SLE_NL	Max	75131.57	22917.22	2512.46	-1191.39	-2125.08
201	892	SX88	SLE_NL	Max	-103136.69	-31320.24	1187.62	-1191.39	2130.18
201	892	SX75	SLE_NL	Max	-108739.48	-32242.61	-5.90	2414.76	2130.18
201	892	DX75	SLE_NL	Min	74106.24	21854.12	1318.93	2414.76	-2125.08
201	892	DX88	SLE_NL	Min	75131.57	22917.22	2512.46	-1191.39	-2125.08
201	892	SX88	SLE_NL	Min	-103136.69	-31320.24	1187.62	-1191.39	2130.18
201	892	SX75	SLE_NL	Min	-108739.48	-32242.61	-5.90	2414.76	2130.18
202	893	DX88	SLU_ENV_NL	Max	99820.55	29338.13	4639.16	4049.82	-3419.35
202	893	DX101	SLU_ENV_NL	Max	97647.43	29902.26	5959.57	-2107.48	-3419.35
202	893	SX101	SLU_ENV_NL	Max	-132476.29	-40352.16	3703.70	-2107.48	3853.05
202	893	SX88	SLU_ENV_NL	Max	-137664.24	-40690.00	2383.30	4049.82	3853.05
202	893	DX88	SLU_ENV_NL	Min	88120.58	25752.08	-5655.04	3691.62	-3847.35
202	893	DX101	SLU_ENV_NL	Min	86530.43	26643.22	-5987.75	-2475.95	-3847.35
202	893	SX101	SLU_ENV_NL	Min	-141615.25	-43170.33	-8076.43	-2475.95	3423.59
202	893	SX88	SLU_ENV_NL	Min	-148308.55	-43806.81	-7743.71	3691.62	3423.59
202	893	DX88	SLE_NL	Max	73867.21	21710.22	3432.98	2731.80	-2530.32
202	893	DX101	SLE_NL	Max	72259.09	22127.68	4410.08	-1559.53	-2530.32
202	893	SX101	SLE_NL	Max	-98032.46	-29860.60	2740.74	-1559.53	2533.46
202	893	SX88	SLE_NL	Max	-101871.54	-30110.60	1763.64	2731.80	2533.46
202	893	DX88	SLE_NL	Min	73867.21	21710.22	3432.98	2731.80	-2530.32
202	893	DX101	SLE_NL	Min	72259.09	22127.68	4410.08	-1559.53	-2530.32
202	893	SX101	SLE_NL	Min	-98032.46	-29860.60	2740.74	-1559.53	2533.46
202	893	SX88	SLE_NL	Min	-101871.54	-30110.60	1763.64	2731.80	2533.46
203	102	DX55	SLU_ENV_NL	Max	-32289.95	-9624.19	-506.97	2642.53	-1014.03



Autorità Portuale di Taranto
Interventi per il dragaggio di 2,3 M³ di sedimenti in area Molo Polisettoriale e per la realizzazione di un primo lotto della cassa di colmata funzionale all'ampliamento del V Sporgente del Porto di Taranto

Allegati alla relazione di calcolo strutturale allineamento "BC"

Data 05/2016
Rev. B
c.d.c.: C296A
514B



203	102	DX42	SLU_ENV_NL	Max	-32188.76	-8960.50	-200.74	-158.56	-1014.03
203	102	DX43	SLU_ENV_NL	Max	193249.18	57897.47	1420.46	-158.56	1266.40
203	102	DX56	SLU_ENV_NL	Max	197974.65	58484.28	730.12	2642.53	1266.40
203	102	DX55	SLU_ENV_NL	Min	-55259.00	-16424.63	-1153.57	2198.64	-1264.49
203	102	DX42	SLU_ENV_NL	Min	-56378.86	-16315.64	-463.23	-303.69	-1264.49
203	102	DX43	SLU_ENV_NL	Min	185666.37	56137.90	774.44	-303.69	1010.87
203	102	DX56	SLU_ENV_NL	Min	188483.06	56012.23	468.22	2198.64	1010.87
203	102	DX55	SLE_NL	Max	-40891.66	-12154.23	-853.64	1955.47	-935.72
203	102	DX42	SLE_NL	Max	-41720.35	-12073.57	-342.79	-224.73	-935.72
203	102	DX43	SLE_NL	Max	143004.39	42844.13	1051.14	-224.73	937.14
203	102	DX56	SLE_NL	Max	146501.24	43278.37	540.29	1955.47	937.14
203	102	DX55	SLE_NL	Min	-40891.66	-12154.23	-853.64	1955.47	-935.72
203	102	DX42	SLE_NL	Min	-41720.35	-12073.57	-342.79	-224.73	-935.72
203	102	DX43	SLE_NL	Min	143004.39	42844.13	1051.14	-224.73	937.14
203	102	DX56	SLE_NL	Min	146501.24	43278.37	540.29	1955.47	937.14
204	756	DX336	SLU_ENV_NL	Max	127774.76	38437.05	-539.62	-666.49	-8.63
204	756	DX323	SLU_ENV_NL	Max	142035.97	42171.03	2741.37	-682.75	-8.63
204	756	DX324	SLU_ENV_NL	Max	6485.40	2368.56	1715.26	-682.75	169.18
204	756	DX337	SLU_ENV_NL	Max	201.84	-474.54	-1141.02	-666.49	169.18
204	756	DX336	SLU_ENV_NL	Min	39822.76	11411.27	-755.16	-1126.90	-181.46
204	756	DX323	SLU_ENV_NL	Min	45622.41	14121.96	-435.39	-3463.01	-181.46
204	756	DX324	SLU_ENV_NL	Min	3392.10	-80.59	-1036.79	-3463.01	-6.18
204	756	DX337	SLU_ENV_NL	Min	-1504.65	-954.84	-1781.27	-1126.90	-6.18
204	756	DX336	SLE_NL	Max	29468.85	8444.34	-399.32	-493.20	-6.38
204	756	DX323	SLE_NL	Max	33760.59	10450.25	-322.19	-505.23	-6.38
204	756	DX324	SLE_NL	Max	4799.19	1752.74	-767.22	-505.23	-4.58
204	756	DX337	SLE_NL	Max	149.36	-351.16	-844.35	-493.20	-4.58
204	756	DX336	SLE_NL	Min	29468.85	8444.34	-399.32	-493.20	-6.38
204	756	DX323	SLE_NL	Min	33760.59	10450.25	-322.19	-505.23	-6.38
204	756	DX324	SLE_NL	Min	4799.19	1752.74	-767.22	-505.23	-4.58
204	756	DX337	SLE_NL	Min	149.36	-351.16	-844.35	-493.20	-4.58
205	103	DX58	SLU_ENV_NL	Max	26305.91	7368.69	226.07	2052.23	-1218.72
205	103	DX45	SLU_ENV_NL	Max	30347.11	10346.25	643.18	-1461.28	-1218.72
205	103	DX46	SLU_ENV_NL	Max	8694.36	3587.94	127.46	-1461.28	1830.08
205	103	DX59	SLU_ENV_NL	Max	9286.24	1856.85	-56.52	2052.23	1830.08
205	103	DX58	SLU_ENV_NL	Min	18519.72	4750.73	206.69	1359.90	-1849.43
205	103	DX45	SLU_ENV_NL	Min	21230.64	7233.73	233.75	-2236.19	-1849.43
205	103	DX46	SLU_ENV_NL	Min	8059.70	3383.37	-48.84	-2236.19	1201.88
205	103	DX59	SLU_ENV_NL	Min	9087.90	1521.34	-309.03	1359.90	1201.88
205	103	DX58	SLE_NL	Max	13704.59	3515.54	167.29	1006.33	-901.85
205	103	DX45	SLE_NL	Max	15710.67	5352.96	172.98	-1081.34	-901.85
205	103	DX46	SLE_NL	Max	6433.83	2655.07	-36.14	-1081.34	889.39
205	103	DX59	SLE_NL	Max	6871.81	1374.07	-41.83	1006.33	889.39
205	103	DX58	SLE_NL	Min	13704.59	3515.54	167.29	1006.33	-901.85
205	103	DX45	SLE_NL	Min	15710.67	5352.96	172.98	-1081.34	-901.85
205	103	DX46	SLE_NL	Min	6433.83	2655.07	-36.14	-1081.34	889.39
205	103	DX59	SLE_NL	Min	6871.81	1374.07	-41.83	1006.33	889.39
206	104	DX59	SLU_ENV_NL	Max	10025.15	1856.72	297.10	-1359.91	1792.84
206	104	DX46	SLU_ENV_NL	Max	8996.19	3655.75	48.88	2179.40	1792.84
206	104	DX47	SLU_ENV_NL	Max	28425.05	9743.29	-233.81	2179.40	-1218.72
206	104	DX60	SLU_ENV_NL	Max	24431.97	6837.02	-211.25	-1359.91	-1218.72
206	104	DX59	SLU_ENV_NL	Min	9285.81	1811.09	56.59	-2021.84	1201.88
206	104	DX46	SLU_ENV_NL	Min	8694.10	3587.86	-140.28	1461.30	1201.88
206	104	DX47	SLU_ENV_NL	Min	21231.88	7234.12	-648.63	1461.30	-1811.83
206	104	DX60	SLU_ENV_NL	Min	18520.76	4751.05	-226.11	-2021.84	-1811.83
206	104	DX59	SLE_NL	Max	6871.50	1373.98	41.87	-1006.33	889.39
206	104	DX46	SLE_NL	Max	6433.63	2655.02	36.17	1081.36	889.39
206	104	DX47	SLE_NL	Max	15711.59	5353.25	-173.02	1081.36	-901.85
206	104	DX60	SLE_NL	Max	13705.36	3515.78	-167.32	-1006.33	-901.85
206	104	DX59	SLE_NL	Min	6871.50	1373.98	41.87	-1006.33	889.39
206	104	DX46	SLE_NL	Min	6433.63	2655.02	36.17	1081.36	889.39
206	104	DX47	SLE_NL	Min	15711.59	5353.25	-173.02	1081.36	-901.85
206	104	DX60	SLE_NL	Min	13705.36	3515.78	-167.32	-1006.33	-901.85
207	757	DX337	SLU_ENV_NL	Max	5208.73	1027.43	-709.31	100.61	-3.64
207	757	DX324	SLU_ENV_NL	Max	6812.05	2466.66	643.16	-111.86	-3.64
207	757	DX325	SLU_ENV_NL	Max	200.71	123.20	759.81	-111.86	28.76
207	757	DX338	SLU_ENV_NL	Max	266.61	-654.72	-592.66	100.61	28.76
207	757	DX337	SLU_ENV_NL	Min	3833.44	673.13	-2024.76	-114.41	-23.16
207	757	DX324	SLU_ENV_NL	Min	3167.09	-174.64	-165.08	-245.43	-23.16
207	757	DX325	SLU_ENV_NL	Min	-1717.73	-1906.92	-299.40	-245.43	-4.02
207	757	DX338	SLU_ENV_NL	Min	-1384.74	-1311.36	-2159.08	-114.41	-4.02
207	757	DX337	SLE_NL	Max	3854.46	760.30	-1498.32	-84.67	-2.69
207	757	DX324	SLE_NL	Max	5040.91	1825.33	-122.16	-82.78	-2.69
207	757	DX325	SLE_NL	Max	148.53	91.17	-221.56	-82.78	-2.98
207	757	DX338	SLE_NL	Max	-1024.71	-970.41	-1597.72	-84.67	-2.98
207	757	DX337	SLE_NL	Min	3854.46	760.30	-1498.32	-84.67	-2.69
207	757	DX324	SLE_NL	Min	5040.91	1825.33	-122.16	-82.78	-2.69
207	757	DX325	SLE_NL	Min	148.53	91.17	-221.56	-82.78	-2.98
207	757	DX338	SLE_NL	Min	-1024.71	-970.41	-1597.72	-84.67	-2.98
208	105	DX62	SLU_ENV_NL	Max	197976.88	58484.96	-460.13	-2178.93	1266.37
208	105	DX49	SLU_ENV_NL	Max	193250.43	57897.85	-764.83	303.64	1266.37



Autorità Portuale di Taranto
Interventi per il dragaggio di 2,3 M m³ di sedimenti in area Molo Polisettoriale e per la realizzazione di un primo lotto della cassa di colmata funzionale all'ampliamento del V Sporgente del Porto di Taranto

Allegati alla relazione di calcolo strutturale allineamento "BC"

Data 05/2016
Rev. B
c.d.c.: C296A
514B



208	105	DX50	SLU_ENV_NL	Max	-31473.70	-8746.70	463.53	303.64	-1003.81
208	105	DX63	SLU_ENV_NL	Max	-31565.52	-9407.76	1153.89	-2178.93	-1003.81
208	105	DX62	SLU_ENV_NL	Min	187500.87	55727.84	-730.41	-2642.50	1000.69
208	105	DX49	SLU_ENV_NL	Min	184720.67	55847.03	-1420.78	154.51	1000.69
208	105	DX50	SLU_ENV_NL	Min	-56379.90	-16315.93	200.50	154.51	-1264.46
208	105	DX63	SLU_ENV_NL	Min	-55258.99	-16424.59	505.20	-2642.50	-1264.46
208	105	DX62	SLE_NL	Max	146502.89	43278.87	-540.50	-1955.45	937.11
208	105	DX49	SLE_NL	Max	143005.32	42844.41	-1051.37	224.70	937.11
208	105	DX50	SLE_NL	Max	-41721.12	-12073.79	343.01	224.70	-935.70
208	105	DX63	SLE_NL	Max	-40891.65	-12154.20	853.88	-1955.45	-935.70
208	105	DX62	SLE_NL	Min	146502.89	43278.87	-540.50	-1955.45	937.11
208	105	DX49	SLE_NL	Min	143005.32	42844.41	-1051.37	224.70	937.11
208	105	DX50	SLE_NL	Min	-41721.12	-12073.79	343.01	224.70	-935.70
208	105	DX63	SLE_NL	Min	-40891.65	-12154.20	853.88	-1955.45	-935.70
209	894	DX101	SLU_ENV_NL	Max	95600.60	27947.65	5508.29	4729.82	-4118.93
209	894	DX114	SLU_ENV_NL	Max	94497.81	29081.87	6194.16	-2741.38	-4118.93
209	894	SX114	SLU_ENV_NL	Max	-122666.16	-37533.39	5887.22	-2741.38	4710.35
209	894	SX101	SLU_ENV_NL	Max	-130428.73	-38395.07	5201.35	4729.82	4710.35
209	894	DX101	SLU_ENV_NL	Min	84207.95	24425.56	-6948.49	4242.81	-4705.60
209	894	DX114	SLU_ENV_NL	Min	80894.41	25105.15	-6792.27	-3249.80	-4705.60
209	894	SX114	SLU_ENV_NL	Min	-132476.39	-40581.13	-8375.34	-3249.80	4122.41
209	894	SX101	SLU_ENV_NL	Min	-139291.76	-40949.32	-8531.57	4242.81	4122.41
209	894	DX101	SLE_NL	Max	70744.44	20681.26	4076.14	3139.68	-3048.01
209	894	DX114	SLE_NL	Max	69928.38	21520.59	4583.68	-2028.62	-3048.01
209	894	SX114	SLE_NL	Max	-90772.96	-27774.71	4356.54	-2028.62	3050.59
209	894	SX101	SLE_NL	Max	-96517.26	-28412.35	3849.00	3139.68	3050.59
209	894	DX101	SLE_NL	Min	70744.44	20681.26	4076.14	3139.68	-3048.01
209	894	DX114	SLE_NL	Min	69928.38	21520.59	4583.68	-2028.62	-3048.01
209	894	SX114	SLE_NL	Min	-90772.96	-27774.71	4356.54	-2028.62	3050.59
209	894	SX101	SLE_NL	Min	-96517.26	-28412.35	3849.00	3139.68	3050.59
211	106	DX42	SLU_ENV_NL	Max	-32136.49	-10776.88	848.69	2151.09	-699.64
211	106	DX29	SLU_ENV_NL	Max	-28707.67	-8543.98	414.21	197.48	-699.64
211	106	DX30	SLU_ENV_NL	Max	189911.73	57868.55	120.35	197.48	859.00
211	106	DX43	SLU_ENV_NL	Max	192431.04	57607.66	953.52	2151.09	859.00
211	106	DX42	SLU_ENV_NL	Min	-56006.24	-17510.93	104.74	1805.81	-862.37
211	106	DX29	SLU_ENV_NL	Min	-55803.70	-16928.78	-728.43	147.24	-862.37
211	106	DX30	SLU_ENV_NL	Min	185368.86	56443.72	-566.45	147.24	681.96
211	106	DX43	SLU_ENV_NL	Min	184504.21	54254.64	-131.98	1805.81	681.96
211	106	DX42	SLE_NL	Max	-41444.62	-12958.09	77.51	1591.81	-638.15
211	106	DX29	SLE_NL	Max	-41294.74	-12527.30	-539.03	108.96	-638.15
211	106	DX30	SLE_NL	Max	140534.68	42822.73	89.06	108.96	635.66
211	106	DX43	SLE_NL	Max	142398.97	42629.67	705.60	1591.81	635.66
211	106	DX42	SLE_NL	Min	-41444.62	-12958.09	77.51	1591.81	-638.15
211	106	DX29	SLE_NL	Min	-41294.74	-12527.30	-539.03	108.96	-638.15
211	106	DX30	SLE_NL	Min	140534.68	42822.73	89.06	108.96	635.66
211	106	DX43	SLE_NL	Min	142398.97	42629.67	705.60	1591.81	635.66
212	758	DX323	SLU_ENV_NL	Max	143981.01	43672.53	2367.32	-629.57	-10.15
212	758	DX310	SLU_ENV_NL	Max	155008.35	46405.10	-590.73	-726.70	-10.15
212	758	DX311	SLU_ENV_NL	Max	6680.49	2569.58	-1159.56	-726.70	54.95
212	758	DX324	SLU_ENV_NL	Max	6120.17	1816.11	1547.87	-629.57	54.95
212	758	DX323	SLU_ENV_NL	Min	45334.40	12992.88	-848.17	-2085.65	-64.24
212	758	DX310	SLU_ENV_NL	Min	45173.94	14174.74	-1257.93	-2879.76	-64.24
212	758	DX311	SLU_ENV_NL	Min	5219.74	2285.87	-1410.17	-2879.76	4.43
212	758	DX324	SLU_ENV_NL	Min	2466.52	1320.17	-749.79	-2085.65	4.43
212	758	DX323	SLE_NL	Max	33547.46	9614.73	-627.64	-465.88	-7.51
212	758	DX310	SLE_NL	Max	33428.71	10489.31	-930.87	-537.76	-7.51
212	758	DX311	SLE_NL	Max	3862.61	1691.54	-858.07	-537.76	3.28
212	758	DX324	SLE_NL	Max	4528.93	976.92	-554.85	-465.88	3.28
212	758	DX323	SLE_NL	Min	33547.46	9614.73	-627.64	-465.88	-7.51
212	758	DX310	SLE_NL	Min	33428.71	10489.31	-930.87	-537.76	-7.51
212	758	DX311	SLE_NL	Min	3862.61	1691.54	-858.07	-537.76	3.28
212	758	DX324	SLE_NL	Min	4528.93	976.92	-554.85	-465.88	3.28
213	107	DX45	SLU_ENV_NL	Max	30484.62	7238.65	464.94	1438.26	-879.14
213	107	DX32	SLU_ENV_NL	Max	33806.54	11246.74	167.61	-1085.39	-879.14
213	107	DX33	SLU_ENV_NL	Max	7059.61	3378.18	-18.39	-1085.39	1324.46
213	107	DX46	SLU_ENV_NL	Max	7265.43	1158.86	137.00	1438.26	1324.46
213	107	DX45	SLU_ENV_NL	Min	21410.70	5499.90	134.63	942.81	-1352.88
213	107	DX32	SLU_ENV_NL	Min	23534.53	8042.85	79.00	-1682.14	-1352.88
213	107	DX33	SLU_ENV_NL	Min	5860.01	3136.10	-248.95	-1682.14	861.07
213	107	DX46	SLU_ENV_NL	Min	6057.87	276.58	-51.36	942.81	861.07
213	107	DX45	SLE_NL	Max	15843.92	4069.93	99.63	697.68	-650.57
213	107	DX32	SLE_NL	Max	17415.55	5951.71	124.03	-803.19	-650.57
213	107	DX33	SLE_NL	Max	5224.11	2320.72	-13.61	-803.19	637.19
213	107	DX46	SLE_NL	Max	5376.42	857.56	-38.01	697.68	637.19
213	107	DX45	SLE_NL	Min	15843.92	4069.93	99.63	697.68	-650.57
213	107	DX32	SLE_NL	Min	17415.55	5951.71	124.03	-803.19	-650.57
213	107	DX33	SLE_NL	Min	5224.11	2320.72	-13.61	-803.19	637.19
213	107	DX46	SLE_NL	Min	5376.42	857.56	-38.01	697.68	637.19
214	108	DX46	SLU_ENV_NL	Max	7265.15	1158.78	51.24	-942.81	1284.29
214	108	DX33	SLU_ENV_NL	Max	7058.95	3661.02	237.98	1621.53	1284.29
214	108	DX34	SLU_ENV_NL	Max	31831.96	10623.88	-85.78	1621.53	-879.14



Autorità Portuale di Taranto
Interventi per il dragaggio di 2,3 M³ di sedimenti in area Molo Polisettoriale e per la realizzazione di un primo lotto della cassa di colmata funzionale all'ampliamento del V Sporgente del Porto di Taranto

Allegati alla relazione di calcolo strutturale allineamento "BC"

Data 05/2016
Rev. B
c.d.c.: C296A
514B

214	108	DX47	SLU_ENV_NL	Max	28555.92	6690.24	-134.53	-942.81	-879.14
214	108	DX46	SLU_ENV_NL	Min	7025.52	576.10	-149.11	-1404.86	861.07
214	108	DX33	SLU_ENV_NL	Min	6833.55	3135.91	18.28	1085.41	861.07
214	108	DX34	SLU_ENV_NL	Min	23535.40	8043.10	-167.48	1085.41	-1312.35
214	108	DX47	SLU_ENV_NL	Min	21411.94	5500.25	-472.87	-1404.86	-1312.35
214	108	DX46	SLE_NL	Max	5376.21	857.50	37.92	-697.68	637.19
214	108	DX33	SLE_NL	Max	5223.62	2320.57	13.53	803.20	637.19
214	108	DX34	SLE_NL	Max	17416.19	5951.89	-123.94	803.20	-650.56
214	108	DX47	SLE_NL	Max	15844.83	4070.18	-99.55	-697.68	-650.56
214	108	DX46	SLE_NL	Min	5376.21	857.50	37.92	-697.68	637.19
214	108	DX33	SLE_NL	Min	5223.62	2320.57	13.53	803.20	637.19
214	108	DX34	SLE_NL	Min	17416.19	5951.89	-123.94	803.20	-650.56
214	108	DX47	SLE_NL	Min	15844.83	4070.18	-99.55	-697.68	-650.56
215	759	DX324	SLU_ENV_NL	Max	6512.79	2366.86	950.18	68.46	-4.60
215	759	DX311	SLU_ENV_NL	Max	10033.81	3566.49	-756.71	-116.62	-4.60
215	759	DX312	SLU_ENV_NL	Max	2180.08	1552.61	-1253.26	-116.62	25.11
215	759	DX325	SLU_ENV_NL	Max	91.01	1063.11	453.63	68.46	25.11
215	759	DX324	SLU_ENV_NL	Min	4272.09	1439.12	-256.16	-101.32	-29.62
215	759	DX311	SLU_ENV_NL	Min	6661.89	2717.35	-1641.87	-296.28	-29.62
215	759	DX312	SLU_ENV_NL	Min	365.18	1098.75	-1621.53	-296.28	-2.31
215	759	DX325	SLU_ENV_NL	Min	-1169.27	-212.46	-235.82	-101.32	-2.31
215	759	DX324	SLE_NL	Max	4819.46	1064.95	-189.56	-74.98	-3.40
215	759	DX311	SLE_NL	Max	4929.80	2010.84	-1214.99	-86.30	-3.40
215	759	DX312	SLE_NL	Max	270.23	813.08	-1199.93	-86.30	-1.71
215	759	DX325	SLE_NL	Max	67.34	-157.22	-174.51	-74.98	-1.71
215	759	DX324	SLE_NL	Min	4819.46	1064.95	-189.56	-74.98	-3.40
215	759	DX311	SLE_NL	Min	4929.80	2010.84	-1214.99	-86.30	-3.40
215	759	DX312	SLE_NL	Min	270.23	813.08	-1199.93	-86.30	-1.71
215	759	DX325	SLE_NL	Min	67.34	-157.22	-174.51	-74.98	-1.71
216	109	DX49	SLU_ENV_NL	Max	192432.29	57608.03	143.73	-1784.30	859.01
216	109	DX36	SLU_ENV_NL	Max	189913.89	57869.19	575.73	-147.24	859.01
216	109	DX37	SLU_ENV_NL	Max	-28010.47	-8333.86	728.16	-147.24	-687.58
216	109	DX50	SLU_ENV_NL	Max	-31430.53	-10564.87	-105.02	-1784.30	-687.58
216	109	DX49	SLU_ENV_NL	Min	183572.84	53983.00	-953.26	-2151.11	669.94
216	109	DX36	SLU_ENV_NL	Min	184481.25	56166.55	-120.08	-204.01	669.94
216	109	DX37	SLU_ENV_NL	Min	-55803.86	-16928.84	-417.23	-204.01	-862.38
216	109	DX50	SLU_ENV_NL	Min	-56007.31	-17511.29	-849.23	-2151.11	-862.38
216	109	DX49	SLE_NL	Max	142399.90	42629.94	-705.41	-1591.82	635.67
216	109	DX36	SLE_NL	Max	140536.28	42823.20	-88.86	-108.96	635.67
216	109	DX37	SLE_NL	Max	-41294.86	-12527.34	538.84	-108.96	-638.16
216	109	DX50	SLE_NL	Max	-41445.41	-12958.35	-77.72	-1591.82	-638.16
216	109	DX49	SLE_NL	Min	142399.90	42629.94	-705.41	-1591.82	635.67
216	109	DX36	SLE_NL	Min	140536.28	42823.20	-88.86	-108.96	635.67
216	109	DX37	SLE_NL	Min	-41294.86	-12527.34	538.84	-108.96	-638.16
216	109	DX50	SLE_NL	Min	-41445.41	-12958.35	-77.72	-1591.82	-638.16
217	895	DX73	SLU_ENV_NL	Max	24743.78	7421.48	-18619.37	132.93	-10.84
217	895	DX86	SLU_ENV_NL	Max	23163.35	6950.66	-19123.73	87.48	-10.84
217	895	SX86	SLU_ENV_NL	Max	-10716.50	-3215.98	-16702.46	87.48	44.83
217	895	SX73	SLU_ENV_NL	Max	-9159.72	-2746.89	-16198.10	132.93	44.83
217	895	DX73	SLU_ENV_NL	Min	22075.01	6615.74	-24615.59	103.88	-47.55
217	895	DX86	SLU_ENV_NL	Min	21688.15	6513.21	-27937.01	54.65	-47.55
217	895	SX86	SLU_ENV_NL	Min	-11477.44	-3449.27	-26440.29	54.65	8.51
217	895	SX73	SLU_ENV_NL	Min	-11203.45	-3355.00	-23118.87	103.88	8.51
217	895	DX73	SLE_NL	Max	16335.50	4895.64	-13778.34	98.37	-35.18
217	895	DX86	SLE_NL	Max	16049.23	4819.78	-14151.56	40.44	-35.18
217	895	SX86	SLE_NL	Max	-8493.30	-2552.46	-12359.82	40.44	33.17
217	895	SX73	SLE_NL	Max	-8290.56	-2482.70	-11986.59	98.37	33.17
217	895	DX73	SLE_NL	Min	16335.50	4895.64	-13778.34	98.37	-35.18
217	895	DX86	SLE_NL	Min	16049.23	4819.78	-14151.56	40.44	-35.18
217	895	SX86	SLE_NL	Min	-8493.30	-2552.46	-12359.82	40.44	33.17
217	895	SX73	SLE_NL	Min	-8290.56	-2482.70	-11986.59	98.37	33.17
218	896	DX86	SLU_ENV_NL	Max	23203.71	6986.45	-19111.50	206.92	184.16
218	896	DX99	SLU_ENV_NL	Max	23186.35	6930.57	-20146.95	253.80	184.16
218	896	SX99	SLU_ENV_NL	Max	-11228.24	-3342.36	-18027.81	253.80	133.19
218	896	SX86	SLU_ENV_NL	Max	-10757.31	-3253.31	-16992.36	206.92	133.19
218	896	DX86	SLU_ENV_NL	Min	21646.23	6474.87	-31095.85	-60.77	-135.83
218	896	DX99	SLU_ENV_NL	Min	21154.53	6365.36	-34217.28	-21.06	-135.83
218	896	SX99	SLU_ENV_NL	Min	-11598.97	-3497.98	-31296.34	-21.06	-187.04
218	896	SX86	SLU_ENV_NL	Min	-11435.99	-3412.51	-28174.91	-60.77	-187.04
218	896	DX86	SLE_NL	Max	16018.21	4791.40	-14142.51	153.12	-100.52
218	896	DX99	SLE_NL	Max	15654.36	4710.37	-14908.75	-15.59	-100.52
218	896	SX99	SLE_NL	Max	-8583.24	-2588.51	-13340.58	-15.59	98.56
218	896	SX86	SLE_NL	Max	-8462.63	-2525.25	-12574.35	153.12	98.56
218	896	DX86	SLE_NL	Min	16018.21	4791.40	-14142.51	153.12	-100.52
218	896	DX99	SLE_NL	Min	15654.36	4710.37	-14908.75	-15.59	-100.52
218	896	SX99	SLE_NL	Min	-8583.24	-2588.51	-13340.58	-15.59	98.56
218	896	SX86	SLE_NL	Min	-8462.63	-2525.25	-12574.35	153.12	98.56
219	110	DX29	SLU_ENV_NL	Max	-28361.51	-8846.69	2670.21	1649.95	-456.23
219	110	DX16	SLU_ENV_NL	Max	-17765.18	-3698.03	3017.05	616.29	-456.23
219	110	DX17	SLU_ENV_NL	Max	195854.44	59275.69	-1822.23	616.29	513.84
219	110	DX30	SLU_ENV_NL	Max	188911.38	56010.81	-2469.40	1649.95	513.84



219	110	DX29	SLU_ENV_NL	Min	-55218.55	-16454.99	1843.44	1606.85	-554.16
219	110	DX16	SLU_ENV_NL	Min	-47268.64	-13193.71	2490.60	363.58	-554.16
219	110	DX17	SLU_ENV_NL	Min	193225.54	58882.40	-2433.57	363.58	431.72
219	110	DX30	SLU_ENV_NL	Min	184299.75	54336.62	-2780.41	1606.85	431.72
219	110	DX29	SLE_NL	Max	-40861.72	-12176.70	1364.15	1220.97	-337.61
219	110	DX16	SLE_NL	Max	-34978.79	-9763.34	1843.05	456.05	-337.61
219	110	DX17	SLE_NL	Max	144932.29	43572.97	-1348.45	456.05	319.47
219	110	DX30	SLE_NL	Max	139794.42	41448.00	-1827.35	1220.97	319.47
219	110	DX29	SLE_NL	Min	-40861.72	-12176.70	1364.15	1220.97	-337.61
219	110	DX16	SLE_NL	Min	-34978.79	-9763.34	1843.05	456.05	-337.61
219	110	DX17	SLE_NL	Min	144932.29	43572.97	-1348.45	456.05	319.47
219	110	DX30	SLE_NL	Min	139794.42	41448.00	-1827.35	1220.97	319.47
220	760	DX310	SLU_ENV_NL	Max	156419.99	47164.81	-466.32	-456.27	-44.71
220	760	DX297	SLU_ENV_NL	Max	174840.11	51854.93	3469.67	-965.14	-44.71
220	760	DX298	SLU_ENV_NL	Max	17956.34	4042.68	1793.84	-965.14	120.64
220	760	DX311	SLU_ENV_NL	Max	5049.10	1077.39	-1420.23	-456.27	120.64
220	760	DX310	SLU_ENV_NL	Min	45010.62	12699.21	-1137.88	-1768.69	-141.05
220	760	DX297	SLU_ENV_NL	Min	49074.26	15417.82	-1018.63	-3512.16	-141.05
220	760	DX298	SLU_ENV_NL	Min	6703.41	2689.97	-1300.98	-3512.16	31.67
220	760	DX311	SLU_ENV_NL	Min	4410.53	519.64	-2142.15	-1768.69	31.67
220	760	DX310	SLE_NL	Max	33307.86	9397.42	-842.03	-337.64	-33.08
220	760	DX297	SLE_NL	Max	36314.95	11409.19	-753.78	-714.21	-33.08
220	760	DX298	SLE_NL	Max	4960.53	1990.58	-962.73	-714.21	23.44
220	760	DX311	SLE_NL	Max	3263.79	384.54	-1050.97	-337.64	23.44
220	760	DX310	SLE_NL	Min	33307.86	9397.42	-842.03	-337.64	-33.08
220	760	DX297	SLE_NL	Min	36314.95	11409.19	-753.78	-714.21	-33.08
220	760	DX298	SLE_NL	Min	4960.53	1990.58	-962.73	-714.21	23.44
220	760	DX311	SLE_NL	Min	3263.79	384.54	-1050.97	-337.64	23.44
221	111	DX32	SLU_ENV_NL	Max	34050.07	9302.56	321.00	1259.01	-1150.57
221	111	DX19	SLU_ENV_NL	Max	37016.19	13177.39	484.11	-1442.14	-1150.57
221	111	DX20	SLU_ENV_NL	Max	5299.22	2805.11	196.96	-1442.14	1152.64
221	111	DX33	SLU_ENV_NL	Max	5798.76	1212.66	-99.42	1259.01	1152.64
221	111	DX32	SLU_ENV_NL	Min	23862.78	6857.66	23.32	1177.57	-1164.97
221	111	DX19	SLU_ENV_NL	Min	26560.48	8749.79	414.18	-1471.91	-1164.97
221	111	DX20	SLU_ENV_NL	Min	3925.19	2404.50	-6.24	-1471.91	1122.70
221	111	DX33	SLU_ENV_NL	Min	3932.34	-291.43	-263.82	1177.57	1122.70
221	111	DX32	SLE_NL	Max	17658.46	5074.67	237.54	931.67	-862.08
221	111	DX19	SLE_NL	Max	19654.76	6474.85	306.49	-1067.18	-862.08
221	111	DX20	SLE_NL	Max	3921.42	1779.33	-4.62	-1067.18	852.96
221	111	DX33	SLE_NL	Max	4291.08	897.37	-73.57	931.67	852.96
221	111	DX32	SLE_NL	Min	17658.46	5074.67	237.54	931.67	-862.08
221	111	DX19	SLE_NL	Min	19654.76	6474.85	306.49	-1067.18	-862.08
221	111	DX20	SLE_NL	Min	3921.42	1779.33	-4.62	-1067.18	852.96
221	111	DX33	SLE_NL	Min	4291.08	897.37	-73.57	931.67	852.96
222	112	DX33	SLU_ENV_NL	Max	5798.09	1212.46	280.47	-1138.21	1152.65
222	112	DX20	SLU_ENV_NL	Max	5298.80	3127.26	6.31	1442.17	1152.65
222	112	DX21	SLU_ENV_NL	Max	35081.35	12560.63	-414.27	1442.17	-1104.64
222	112	DX34	SLU_ENV_NL	Max	32069.43	8744.24	-60.01	-1138.21	-1104.64
222	112	DX33	SLU_ENV_NL	Min	4940.35	21.56	99.51	-1259.03	1076.97
222	112	DX20	SLU_ENV_NL	Min	5034.30	2404.37	-179.07	1404.46	1076.97
222	112	DX21	SLU_ENV_NL	Min	26561.70	8750.18	-519.56	1404.46	-1164.98
222	112	DX34	SLU_ENV_NL	Min	23863.68	6857.95	-321.07	-1259.03	-1164.98
222	112	DX33	SLE_NL	Max	4290.58	897.22	73.64	-931.68	852.96
222	112	DX20	SLE_NL	Max	3921.11	1779.24	4.67	1067.20	852.96
222	112	DX21	SLE_NL	Max	19655.65	6475.13	-306.56	1067.20	-862.08
222	112	DX34	SLE_NL	Max	17659.13	5074.88	-237.59	-931.68	-862.08
222	112	DX33	SLE_NL	Min	4290.58	897.22	73.64	-931.68	852.96
222	112	DX20	SLE_NL	Min	3921.11	1779.24	4.67	1067.20	852.96
222	112	DX21	SLE_NL	Min	19655.65	6475.13	-306.56	1067.20	-862.08
222	112	DX34	SLE_NL	Min	17659.13	5074.88	-237.59	-931.68	-862.08
223	761	DX311	SLU_ENV_NL	Max	10033.46	2592.54	-1164.68	-17.79	0.16
223	761	DX298	SLU_ENV_NL	Max	7545.85	2518.78	796.80	-75.08	0.16
223	761	DX299	SLU_ENV_NL	Max	375.36	670.05	1050.69	-75.08	25.14
223	761	DX312	SLU_ENV_NL	Max	1303.63	-396.08	-910.79	-17.79	25.14
223	761	DX311	SLU_ENV_NL	Min	6129.80	1040.11	-1656.28	-132.80	-15.67
223	761	DX298	SLU_ENV_NL	Min	6148.38	899.68	-1063.45	-289.77	-15.67
223	761	DX299	SLU_ENV_NL	Min	-1672.67	-2255.00	-1045.33	-289.77	-8.50
223	761	DX312	SLU_ENV_NL	Min	-228.78	-977.53	-1638.16	-132.80	-8.50
223	761	DX311	SLE_NL	Max	4536.05	769.68	-1225.65	-98.27	0.12
223	761	DX298	SLE_NL	Max	4549.80	1863.89	-786.95	-55.56	0.12
223	761	DX299	SLE_NL	Max	277.77	495.84	-773.55	-55.56	-6.29
223	761	DX312	SLE_NL	Max	-169.30	-723.37	-1212.24	-98.27	-6.29
223	761	DX311	SLE_NL	Min	4536.05	769.68	-1225.65	-98.27	0.12
223	761	DX298	SLE_NL	Min	4549.80	1863.89	-786.95	-55.56	0.12
223	761	DX299	SLE_NL	Min	277.77	495.84	-773.55	-55.56	-6.29
223	761	DX312	SLE_NL	Min	-169.30	-723.37	-1212.24	-98.27	-6.29
224	113	DX36	SLU_ENV_NL	Max	188913.56	56011.48	2805.26	-1582.75	499.18
224	113	DX23	SLU_ENV_NL	Max	195855.51	59035.62	2459.94	-373.51	499.18
224	113	DX24	SLU_ENV_NL	Max	-17045.04	-3481.72	-2490.25	-373.51	-456.19
224	113	DX37	SLU_ENV_NL	Max	-27676.38	-8643.02	-1843.08	-1582.75	-456.19
224	113	DX36	SLU_ENV_NL	Min	183430.61	54087.24	2469.06	-1649.91	431.68



Autorità Portuale di Taranto
Interventi per il dragaggio di 2,3 M³ di sedimenti in area Molo Polisettoriale e per la realizzazione di un primo lotto della cassa di colmata funzionale all'ampliamento del V Sporgente del Porto di Taranto

Allegati alla relazione di calcolo strutturale allineamento "BC"

Data 05/2016
Rev. B
c.d.c.: C296A
514B



224	113	DX23	SLU_ENV_NL	Min	192453.21	58882.73	1821.89	-616.35	431.68
224	113	DX24	SLU_ENV_NL	Min	-47270.01	-13194.11	-3032.06	-616.35	-539.59
224	113	DX37	SLU_ENV_NL	Min	-55218.70	-16455.01	-2686.74	-1649.91	-539.59
224	113	DX36	SLE_NL	Max	139796.04	41448.50	1827.10	-1220.94	319.44
224	113	DX23	SLE_NL	Max	144933.08	43573.22	1348.20	-456.10	319.44
224	113	DX24	SLE_NL	Max	-34979.81	-9763.64	-1842.78	-456.10	-337.58
224	113	DX37	SLE_NL	Max	-40861.84	-12176.71	-1363.88	-1220.94	-337.58
224	113	DX36	SLE_NL	Min	139796.04	41448.50	1827.10	-1220.94	319.44
224	113	DX23	SLE_NL	Min	144933.08	43573.22	1348.20	-456.10	319.44
224	113	DX24	SLE_NL	Min	-34979.81	-9763.64	-1842.78	-456.10	-337.58
224	113	DX37	SLE_NL	Min	-40861.84	-12176.71	-1363.88	-1220.94	-337.58
225	897	DX99	SLU_ENV_NL	Max	23294.74	7027.57	-20917.03	248.46	283.85
225	897	DX112	SLU_ENV_NL	Max	20767.76	6191.18	-22645.25	340.60	283.85
225	897	SX112	SLU_ENV_NL	Max	-11794.59	-3563.74	-20588.89	340.60	184.13
225	897	SX99	SLU_ENV_NL	Max	-11337.15	-3432.25	-18860.66	248.46	184.13
225	897	DX99	SLU_ENV_NL	Min	21080.53	6298.15	-35850.30	-143.09	-186.50
225	897	DX112	SLU_ENV_NL	Min	20358.49	6133.55	-38259.62	-65.63	-186.50
225	897	SX112	SLU_ENV_NL	Min	-14561.52	-4328.49	-36310.69	-65.63	-286.89
225	897	SX99	SLU_ENV_NL	Min	-11525.41	-3441.11	-33901.36	-143.09	-286.89
225	897	DX99	SLE_NL	Max	15599.59	4660.63	-15478.60	183.86	-138.01
225	897	DX112	SLE_NL	Max	15065.28	4538.83	-16757.49	-48.57	-138.01
225	897	SX112	SLE_NL	Max	-8727.99	-2637.17	-15235.78	-48.57	136.25
225	897	SX99	SLE_NL	Max	-8528.80	-2539.87	-13956.89	183.86	136.25
225	897	DX99	SLE_NL	Min	15599.59	4660.63	-15478.60	183.86	-138.01
225	897	DX112	SLE_NL	Min	15065.28	4538.83	-16757.49	-48.57	-138.01
225	897	SX112	SLE_NL	Min	-8727.99	-2637.17	-15235.78	-48.57	136.25
225	897	SX99	SLE_NL	Min	-8528.80	-2539.87	-13956.89	183.86	136.25
227	114	DX16	SLU_ENV_NL	Max	-18349.56	-6343.98	1913.07	1143.12	-14.89
227	114	DX3	SLU_ENV_NL	Max	-12731.02	-4390.40	1311.20	1120.82	-14.89
227	114	DX4	SLU_ENV_NL	Max	200191.59	60279.59	-1800.91	1120.82	51.14
227	114	DX17	SLU_ENV_NL	Max	195733.27	58966.37	-963.45	1143.12	51.14
227	114	DX16	SLU_ENV_NL	Min	-47635.46	-14904.32	1712.57	1048.55	-66.88
227	114	DX3	SLU_ENV_NL	Min	-43196.74	-13559.40	875.11	911.17	-66.88
227	114	DX4	SLU_ENV_NL	Min	197804.58	59417.41	-1919.57	911.17	4.26
227	114	DX17	SLU_ENV_NL	Min	192463.76	57434.48	-1317.70	1048.55	4.26
227	114	DX16	SLE_NL	Max	-35250.24	-11029.20	1267.30	845.91	-11.02
227	114	DX3	SLE_NL	Max	-31965.59	-10033.96	647.58	829.41	-11.02
227	114	DX4	SLE_NL	Max	148141.78	44606.89	-1332.67	829.41	3.16
227	114	DX17	SLE_NL	Max	144842.62	43635.11	-712.95	845.91	3.16
227	114	DX16	SLE_NL	Min	-35250.24	-11029.20	1267.30	845.91	-11.02
227	114	DX3	SLE_NL	Min	-31965.59	-10033.96	647.58	829.41	-11.02
227	114	DX4	SLE_NL	Min	148141.78	44606.89	-1332.67	829.41	3.16
227	114	DX17	SLE_NL	Min	144842.62	43635.11	-712.95	845.91	3.16
228	762	DX297	SLU_ENV_NL	Max	174320.10	52854.67	1052.97	-579.38	284.21
228	762	DX284	SLU_ENV_NL	Max	145175.60	43372.85	-1999.35	-769.88	284.21
228	762	DX285	SLU_ENV_NL	Max	4177.42	1878.55	-246.49	-769.88	24.83
228	762	DX298	SLU_ENV_NL	Max	19721.13	7192.23	3376.52	-579.38	24.83
228	762	DX297	SLU_ENV_NL	Min	48977.59	13750.52	-1480.23	-4294.12	-28.69
228	762	DX284	SLU_ENV_NL	Min	45978.84	14776.50	-2570.04	-935.95	-28.69
228	762	DX285	SLU_ENV_NL	Min	740.18	1325.30	-1511.25	-935.95	-244.76
228	762	DX298	SLU_ENV_NL	Min	5763.15	900.83	-992.13	-4294.12	-244.76
228	762	DX297	SLE_NL	Max	36243.42	10175.39	-1095.37	-428.74	-21.23
228	762	DX284	SLE_NL	Max	34024.34	10934.61	-1479.52	-692.60	-21.23
228	762	DX285	SLE_NL	Max	547.73	980.72	-1118.32	-692.60	18.37
228	762	DX298	SLE_NL	Max	4264.73	666.61	-734.18	-428.74	18.37
228	762	DX297	SLE_NL	Min	36243.42	10175.39	-1095.37	-428.74	-21.23
228	762	DX284	SLE_NL	Min	34024.34	10934.61	-1479.52	-692.60	-21.23
228	762	DX285	SLE_NL	Min	547.73	980.72	-1118.32	-692.60	18.37
228	762	DX298	SLE_NL	Min	4264.73	666.61	-734.18	-428.74	18.37
229	115	DX19	SLU_ENV_NL	Max	36750.80	10343.18	312.17	627.21	-609.24
229	115	DX6	SLU_ENV_NL	Max	37939.54	11303.76	199.59	-846.14	-609.24
229	115	DX7	SLU_ENV_NL	Max	3893.73	1222.77	-64.71	-846.14	630.96
229	115	DX20	SLU_ENV_NL	Max	4307.46	1121.70	231.51	627.21	630.96
229	115	DX19	SLU_ENV_NL	Min	26917.21	7915.83	264.37	543.77	-633.18
229	115	DX6	SLU_ENV_NL	Min	28298.42	8370.26	-84.39	-869.13	-633.18
229	115	DX7	SLU_ENV_NL	Min	2170.48	1094.72	-165.04	-869.13	603.04
229	115	DX20	SLU_ENV_NL	Min	2649.67	502.95	6.412E-02	543.77	603.04
229	115	DX19	SLE_NL	Max	19918.74	5857.72	195.63	464.14	-468.56
229	115	DX6	SLE_NL	Max	20940.83	6193.99	147.70	-626.14	-468.56
229	115	DX7	SLE_NL	Max	2881.36	904.85	-47.89	-626.14	466.91
229	115	DX20	SLE_NL	Max	3187.52	830.05	4.745E-02	464.14	466.91
229	115	DX19	SLE_NL	Min	19918.74	5857.72	195.63	464.14	-468.56
229	115	DX6	SLE_NL	Min	20940.83	6193.99	147.70	-626.14	-468.56
229	115	DX7	SLE_NL	Min	2881.36	904.85	-47.89	-626.14	466.91
229	115	DX20	SLE_NL	Min	3187.52	830.05	4.745E-02	464.14	466.91
230	116	DX20	SLU_ENV_NL	Max	4307.02	1121.56	2.169E-02	-520.94	630.97
230	116	DX7	SLU_ENV_NL	Max	3893.59	1567.62	285.67	846.16	630.97
230	116	DX8	SLU_ENV_NL	Max	36422.97	10830.86	-66.25	846.16	-577.67
230	116	DX21	SLU_ENV_NL	Max	34813.12	9793.35	-264.48	-520.94	-577.67
230	116	DX20	SLU_ENV_NL	Min	3789.92	852.50	-105.90	-627.22	570.67
230	116	DX7	SLU_ENV_NL	Min	3771.73	1222.73	64.82	817.45	570.67



Autorità Portuale di Taranto
Interventi per il dragaggio di 2,3 M m³ di sedimenti in area Molo Polisettoriale e per la realizzazione di un primo lotto della cassa di colmata funzionale all'ampliamento del V Sporgente del Porto di Taranto

Allegati alla relazione di calcolo strutturale allineamento "BC"

Data 05/2016
Rev. B
c.d.c.: C296A
514B



230	116	DX8	SLU_ENV_NL	Min	28299.99	8370.71	-199.68	817.45	-633.19
230	116	DX21	SLU_ENV_NL	Min	26918.43	7916.18	-457.81	-627.22	-633.19
230	116	DX20	SLE_NL	Max	3187.20	829.96	1.605E-02	-464.14	466.92
230	116	DX7	SLE_NL	Max	2881.26	904.82	47.97	626.16	466.92
230	116	DX8	SLE_NL	Max	20941.99	6194.33	-147.77	626.16	-468.56
230	116	DX21	SLE_NL	Max	19919.64	5857.97	-195.72	-464.14	-468.56
230	116	DX20	SLE_NL	Min	3187.20	829.96	1.605E-02	-464.14	466.92
230	116	DX7	SLE_NL	Min	2881.26	904.82	47.97	626.16	466.92
230	116	DX8	SLE_NL	Min	20941.99	6194.33	-147.77	626.16	-468.56
230	116	DX21	SLE_NL	Min	19919.64	5857.97	-195.72	-464.14	-468.56
231	763	DX298	SLU_ENV_NL	Max	8515.84	3795.45	1053.29	-202.35	13.76
231	763	DX285	SLU_ENV_NL	Max	11414.72	4084.94	2066.84	43.95	13.76
231	763	DX286	SLU_ENV_NL	Max	1184.98	1325.30	1787.32	43.95	-5.62
231	763	DX299	SLU_ENV_NL	Max	99.63	773.50	773.77	-202.35	-5.62
231	763	DX298	SLU_ENV_NL	Min	5490.48	820.44	-1113.01	-205.99	4.68
231	763	DX285	SLU_ENV_NL	Min	4639.40	2493.64	-1371.38	-133.70	4.68
231	763	DX286	SLU_ENV_NL	Min	574.30	835.30	-1284.96	-133.70	-23.74
231	763	DX299	SLU_ENV_NL	Min	-865.39	-743.71	-1026.59	-205.99	-23.74
231	763	DX298	SLE_NL	Max	4062.96	607.13	-823.63	-152.43	10.18
231	763	DX285	SLE_NL	Max	3433.15	1845.30	-1014.82	32.52	10.18
231	763	DX286	SLE_NL	Max	424.98	980.72	-950.87	32.52	-17.57
231	763	DX299	SLE_NL	Max	73.73	-550.35	-759.67	-152.43	-17.57
231	763	DX298	SLE_NL	Min	4062.96	607.13	-823.63	-152.43	10.18
231	763	DX285	SLE_NL	Min	3433.15	1845.30	-1014.82	32.52	10.18
231	763	DX286	SLE_NL	Min	424.98	980.72	-950.87	32.52	-17.57
231	763	DX299	SLE_NL	Min	73.73	-550.35	-759.67	-152.43	-17.57
232	117	DX23	SLU_ENV_NL	Max	195734.33	58966.66	1405.07	-1028.68	39.54
232	117	DX10	SLU_ENV_NL	Max	200194.49	60280.44	2005.05	-917.62	39.54
232	117	DX11	SLU_ENV_NL	Max	-11774.56	-4102.14	-875.67	-917.62	-14.91
232	117	DX24	SLU_ENV_NL	Max	-17640.38	-6131.58	-1713.12	-1028.68	-14.91
232	117	DX23	SLU_ENV_NL	Min	191706.98	57213.57	964.01	-1143.15	4.28
232	117	DX10	SLU_ENV_NL	Min	197341.90	59270.34	1801.46	-1120.81	4.28
232	117	DX11	SLU_ENV_NL	Min	-43196.27	-13559.25	-1389.75	-1120.81	-55.87
232	117	DX24	SLU_ENV_NL	Min	-47636.85	-14904.77	-1989.73	-1143.15	-55.87
232	117	DX23	SLE_NL	Max	144843.40	43635.33	713.36	-845.93	3.17
232	117	DX10	SLE_NL	Max	148143.93	44607.53	1333.08	-829.40	3.17
232	117	DX11	SLE_NL	Max	-31965.24	-10033.85	-648.00	-829.40	-11.03
232	117	DX24	SLE_NL	Max	-35251.27	-11029.53	-1267.71	-845.93	-11.03
232	117	DX23	SLE_NL	Min	144843.40	43635.33	713.36	-845.93	3.17
232	117	DX10	SLE_NL	Min	148143.93	44607.53	1333.08	-829.40	3.17
232	117	DX11	SLE_NL	Min	-31965.24	-10033.85	-648.00	-829.40	-11.03
232	117	DX24	SLE_NL	Min	-35251.27	-11029.53	-1267.71	-845.93	-11.03
233	898	DX71	SLU_ENV_NL	Max	23988.16	7198.20	25083.40	-78.88	13.72
233	898	SX71	SLU_ENV_NL	Max	-8402.09	-2523.00	23592.83	-78.88	44.85
233	898	SX84	SLU_ENV_NL	Max	-9991.46	-2995.06	26894.56	-54.63	44.85
233	898	DX84	SLU_ENV_NL	Max	22435.18	6728.80	28385.12	-54.63	13.72
233	898	DX71	SLU_ENV_NL	Min	22075.50	6615.88	18619.22	-132.95	-47.57
233	898	SX71	SLU_ENV_NL	Min	-11204.46	-3355.30	16198.20	-132.95	-16.05
233	898	SX84	SLU_ENV_NL	Min	-11478.18	-3449.49	16702.56	-104.11	-16.05
233	898	DX84	SLU_ENV_NL	Min	21688.86	6513.43	19123.58	-104.11	-47.57
233	898	DX71	SLE_NL	Max	16335.87	4895.75	13778.22	-98.39	-35.20
233	898	SX71	SLE_NL	Max	-8291.30	-2482.92	11986.67	-98.39	33.19
233	898	SX84	SLE_NL	Max	-8493.85	-2552.63	12359.89	-40.43	33.19
233	898	DX84	SLE_NL	Max	16049.76	4819.94	14151.45	-40.43	-35.20
233	898	DX71	SLE_NL	Min	16335.87	4895.75	13778.22	-98.39	-35.20
233	898	SX71	SLE_NL	Min	-8291.30	-2482.92	11986.67	-98.39	33.19
233	898	SX84	SLE_NL	Min	-8493.85	-2552.63	12359.89	-40.43	33.19
233	898	DX84	SLE_NL	Min	16049.76	4819.94	14151.45	-40.43	-35.20
234	764	DX284	SLU_ENV_NL	Max	176977.82	53341.10	-2001.81	-433.03	99.90
234	764	DX271	SLU_ENV_NL	Max	161929.11	47821.41	2743.74	-2192.33	99.90
234	764	DX272	SLU_ENV_NL	Max	2075.51	1406.39	3921.27	-2192.33	119.28
234	764	DX285	SLU_ENV_NL	Max	9377.65	2103.83	-1437.19	-433.03	119.28
234	764	DX284	SLU_ENV_NL	Min	57466.47	16170.65	-2614.72	-4079.78	-144.78
234	764	DX271	SLU_ENV_NL	Min	66511.52	20945.78	-859.05	-2948.37	-144.78
234	764	DX272	SLU_ENV_NL	Min	1330.58	-1372.09	-1408.76	-2948.37	-69.92
234	764	DX285	SLU_ENV_NL	Min	-695.85	-1470.56	-2551.53	-4079.78	-69.92
234	764	DX284	SLE_NL	Max	42525.18	11966.28	-1481.34	-320.44	-107.14
234	764	DX271	SLE_NL	Max	49218.52	15499.88	-635.70	-1622.32	-107.14
234	764	DX272	SLE_NL	Max	1535.88	1040.73	-1042.48	-1622.32	88.27
234	764	DX285	SLE_NL	Max	-514.93	-1088.21	-1888.13	-320.44	88.27
234	764	DX284	SLE_NL	Min	42525.18	11966.28	-1481.34	-320.44	-107.14
234	764	DX271	SLE_NL	Min	49218.52	15499.88	-635.70	-1622.32	-107.14
234	764	DX272	SLE_NL	Min	1535.88	1040.73	-1042.48	-1622.32	88.27
234	764	DX285	SLE_NL	Min	-514.93	-1088.21	-1888.13	-320.44	88.27
235	118	SX378	SLU_ENV_NL	Max	276.65	1296.35	363.90	70.67	11.46
235	118	SX365	SLU_ENV_NL	Max	530.42	1293.82	2727.38	87.61	11.46
235	118	SX366	SLU_ENV_NL	Max	1651.35	1143.39	2671.41	87.61	33.42
235	118	SX379	SLU_ENV_NL	Max	950.84	1005.71	307.93	70.67	33.42
235	118	SX378	SLU_ENV_NL	Min	198.87	85.34	-622.11	-58.52	-32.58
235	118	SX365	SLU_ENV_NL	Min	310.78	201.63	-227.07	-343.67	-32.58
235	118	SX366	SLU_ENV_NL	Min	-9017.34	-2677.40	-135.57	-343.67	-11.82



Autorità Portuale di Taranto
Interventi per il dragaggio di 2,3 M m³ di sedimenti in area Molo Polisettoriale e per la realizzazione di un primo lotto della cassa di colmata funzionale all'ampliamento del V Sporgente del Porto di Taranto

Allegati alla relazione di calcolo strutturale allineamento "BC"

Data 05/2016
Rev. B
c.d.c.: C296A
514B



235	118	SX379	SLU_ENV_NL	Min	-7317.24	-2246.30	-530.61	-58.52	-11.82
235	118	SX378	SLE_NL	Max	204.72	959.30	269.28	-43.30	8.48
235	118	SX365	SLE_NL	Max	392.51	957.43	2018.26	64.83	8.48
235	118	SX366	SLE_NL	Max	1222.00	846.11	1976.84	64.83	-8.75
235	118	SX379	SLE_NL	Max	703.62	744.23	227.86	-43.30	-8.75
235	118	SX378	SLE_NL	Min	204.72	959.30	269.28	-43.30	8.48
235	118	SX365	SLE_NL	Min	392.51	957.43	2018.26	64.83	8.48
235	118	SX366	SLE_NL	Min	1222.00	846.11	1976.84	64.83	-8.75
235	118	SX379	SLE_NL	Min	703.62	744.23	227.86	-43.30	-8.75
236	119	SX379	SLU_ENV_NL	Max	-106.84	684.27	174.88	95.37	19.94
236	119	SX366	SLU_ENV_NL	Max	3452.00	1687.73	3358.88	206.24	19.94
236	119	SX367	SLU_ENV_NL	Max	6645.83	1960.47	2908.85	206.24	73.62
236	119	SX380	SLU_ENV_NL	Max	1120.62	371.82	836.34	95.37	73.62
236	119	SX379	SLU_ENV_NL	Min	-5526.46	-1696.52	-366.01	-125.92	-63.22
236	119	SX366	SLU_ENV_NL	Min	-9548.08	-2849.17	-860.15	-876.08	-63.22
236	119	SX367	SLU_ENV_NL	Min	-33702.69	-9895.43	-198.69	-876.08	-26.85
236	119	SX380	SLU_ENV_NL	Min	-24345.46	-7147.56	-816.05	-125.92	-26.85
236	119	SX379	SLE_NL	Max	-79.06	506.36	-270.85	-93.18	14.76
236	119	SX366	SLE_NL	Max	2554.48	1248.92	2485.57	152.62	14.76
236	119	SX367	SLE_NL	Max	4917.92	1450.74	2152.55	152.62	-19.87
236	119	SX380	SLE_NL	Max	829.26	275.15	-603.88	-93.18	-19.87
236	119	SX379	SLE_NL	Min	-79.06	506.36	-270.85	-93.18	14.76
236	119	SX366	SLE_NL	Min	2554.48	1248.92	2485.57	152.62	14.76
236	119	SX367	SLE_NL	Min	4917.92	1450.74	2152.55	152.62	-19.87
236	119	SX380	SLE_NL	Min	829.26	275.15	-603.88	-93.18	-19.87
237	120	SX380	SLU_ENV_NL	Max	-61848.45	-18481.95	545.14	645.12	1873.67
237	120	SX367	SLU_ENV_NL	Max	-58653.23	-17666.20	1500.02	2933.00	1873.67
237	120	SX368	SLU_ENV_NL	Max	101667.34	30896.59	-33.96	2933.00	347.73
237	120	SX381	SLU_ENV_NL	Max	96744.98	28972.17	-298.54	645.12	347.73
237	120	SX380	SLU_ENV_NL	Min	-141318.74	-42450.44	445.77	-1434.76	-351.12
237	120	SX367	SLU_ENV_NL	Min	-143459.69	-42611.63	373.97	-168.40	-351.12
237	120	SX368	SLU_ENV_NL	Min	17537.13	4119.55	-370.35	-168.40	-1878.37
237	120	SX381	SLU_ENV_NL	Min	15707.87	3663.85	-988.84	-1434.76	-1878.37
237	120	SX380	SLE_NL	Max	-45767.85	-13676.65	403.40	477.39	-259.83
237	120	SX367	SLE_NL	Max	-43403.39	-13072.99	1110.01	-124.62	-259.83
237	120	SX368	SLE_NL	Max	12977.48	3048.47	-25.13	-124.62	257.32
237	120	SX381	SLE_NL	Max	11623.82	2711.25	-731.74	477.39	257.32
237	120	SX380	SLE_NL	Min	-45767.85	-13676.65	403.40	477.39	-259.83
237	120	SX367	SLE_NL	Min	-43403.39	-13072.99	1110.01	-124.62	-259.83
237	120	SX368	SLE_NL	Min	12977.48	3048.47	-25.13	-124.62	257.32
237	120	SX381	SLE_NL	Min	11623.82	2711.25	-731.74	477.39	257.32
238	765	DX285	SLU_ENV_NL	Max	13665.50	3379.49	2141.58	-185.38	9.91
238	765	DX272	SLU_ENV_NL	Max	8927.24	1680.97	276.79	23.24	9.91
238	765	DX273	SLU_ENV_NL	Max	-124.80	809.16	741.83	23.24	14.59
238	765	DX286	SLU_ENV_NL	Max	1261.82	29.81	2606.62	-185.38	14.59
238	765	DX285	SLU_ENV_NL	Min	4594.23	135.82	-1750.17	-224.12	1.91
238	765	DX272	SLU_ENV_NL	Min	3055.30	917.61	-2186.56	-308.65	1.91
238	765	DX273	SLU_ENV_NL	Min	-3541.91	-2457.80	-2019.20	-308.65	-21.39
238	765	DX286	SLU_ENV_NL	Min	204.45	-1090.28	-1582.81	-224.12	-21.39
238	765	DX285	SLE_NL	Max	3399.73	100.51	-1295.13	-137.18	7.33
238	765	DX272	SLE_NL	Max	2260.92	1243.92	-1618.05	17.20	7.33
238	765	DX273	SLE_NL	Max	-92.35	598.78	-1494.21	17.20	-15.83
238	765	DX286	SLE_NL	Max	151.29	-806.81	-1171.28	-137.18	-15.83
238	765	DX285	SLE_NL	Min	3399.73	100.51	-1295.13	-137.18	7.33
238	765	DX272	SLE_NL	Min	2260.92	1243.92	-1618.05	17.20	7.33
238	765	DX273	SLE_NL	Min	-92.35	598.78	-1494.21	17.20	-15.83
238	765	DX286	SLE_NL	Min	151.29	-806.81	-1171.28	-137.18	-15.83
239	121	SX383	SLU_ENV_NL	Max	76465.77	22549.61	283.76	1657.99	631.58
239	121	SX370	SLU_ENV_NL	Max	80056.08	23918.56	-23.83	826.21	631.58
239	121	SX371	SLU_ENV_NL	Max	22670.90	6684.54	-171.72	826.21	1742.61
239	121	SX384	SLU_ENV_NL	Max	21419.83	6444.35	232.55	1657.99	1742.61
239	121	SX383	SLU_ENV_NL	Min	-6485.21	-2395.48	274.21	-645.40	-1744.47
239	121	SX370	SLU_ENV_NL	Min	-7667.71	-2828.20	-130.06	-2406.16	-1744.47
239	121	SX371	SLU_ENV_NL	Min	-43644.13	-12863.85	-214.80	-2406.16	-631.07
239	121	SX384	SLU_ENV_NL	Min	-40841.07	-12190.66	92.78	-645.40	-631.07
239	121	SX383	SLE_NL	Max	-4799.06	-1772.66	202.92	-477.59	467.37
239	121	SX370	SLE_NL	Max	-5674.10	-2092.87	-96.24	611.39	467.37
239	121	SX371	SLE_NL	Max	16776.46	4946.56	-127.07	611.39	-466.99
239	121	SX384	SLE_NL	Max	15850.67	4768.82	172.09	-477.59	-466.99
239	121	SX383	SLE_NL	Min	-4799.06	-1772.66	202.92	-477.59	467.37
239	121	SX370	SLE_NL	Min	-5674.10	-2092.87	-96.24	611.39	467.37
239	121	SX371	SLE_NL	Min	16776.46	4946.56	-127.07	611.39	-466.99
239	121	SX384	SLE_NL	Min	15850.67	4768.82	172.09	-477.59	-466.99
240	122	SX384	SLU_ENV_NL	Max	21419.73	6444.33	-93.36	645.42	1741.77
240	122	SX371	SLU_ENV_NL	Max	22670.92	6684.55	214.54	2403.05	1741.77
240	122	SX372	SLU_ENV_NL	Max	79745.94	23824.67	130.06	2403.05	631.59
240	122	SX385	SLU_ENV_NL	Max	76157.77	22457.93	-274.24	645.42	631.59
240	122	SX384	SLU_ENV_NL	Min	-40458.92	-12075.88	-232.53	-1659.16	-631.08
240	122	SX371	SLU_ENV_NL	Min	-43262.53	-12749.50	171.77	-826.23	-631.08
240	122	SX372	SLU_ENV_NL	Min	-7667.75	-2828.24	24.19	-826.23	-1743.61
240	122	SX385	SLU_ENV_NL	Min	-6485.30	-2395.53	-283.70	-1659.16	-1743.61



Autorità Portuale di Taranto
Interventi per il dragaggio di 2,3 M m³ di sedimenti in area Molo Polisettoriale e per la realizzazione di un primo lotto della cassa di colmata funzionale all'ampliamento del V Sporgente del Porto di Taranto

Allegati alla relazione di calcolo strutturale allineamento "BC"

Data 05/2016
Rev. B
c.d.c.: C296A
514B



240	122	SX384	SLE_NL	Max	15850.60	4768.80	-172.07	477.61	-467.00
240	122	SX371	SLE_NL	Max	16776.48	4946.56	127.11	-611.41	-467.00
240	122	SX372	SLE_NL	Max	-5674.14	-2092.90	96.24	-611.41	467.38
240	122	SX385	SLE_NL	Max	-4799.12	-1772.70	-202.94	477.61	467.38
240	122	SX384	SLE_NL	Min	15850.60	4768.80	-172.07	477.61	-467.00
240	122	SX371	SLE_NL	Min	16776.48	4946.56	127.11	-611.41	-467.00
240	122	SX372	SLE_NL	Min	-5674.14	-2092.90	96.24	-611.41	467.38
240	122	SX385	SLE_NL	Min	-4799.12	-1772.70	-202.94	477.61	467.38
241	766	DX271	SLU_ENV_NL	Max	161013.74	49027.31	3427.05	-471.79	86.95
241	766	DX258	SLU_ENV_NL	Max	166494.00	49650.60	-1659.80	-2680.89	86.95
241	766	DX259	SLU_ENV_NL	Max	10635.11	3982.37	-2335.99	-2680.89	150.84
241	766	DX272	SLU_ENV_NL	Max	3889.56	2900.74	2750.86	-471.79	150.84
241	766	DX271	SLU_ENV_NL	Min	68218.93	19212.81	-936.73	-3949.36	-180.73
241	766	DX258	SLU_ENV_NL	Min	79239.62	25030.42	-2400.81	-2752.95	-180.73
241	766	DX259	SLU_ENV_NL	Min	1176.36	1925.64	-3004.06	-2752.95	-92.63
241	766	DX272	SLU_ENV_NL	Min	-940.89	-1223.93	-1539.98	-3949.36	-92.63
241	766	DX271	SLE_NL	Max	50482.01	14217.48	-693.18	-349.12	-133.74
241	766	DX258	SLE_NL	Max	58637.32	18522.51	-1776.60	-1983.86	-133.74
241	766	DX259	SLE_NL	Max	870.50	1424.97	-2223.01	-1983.86	111.62
241	766	DX272	SLE_NL	Max	-696.26	-905.71	-1139.59	-349.12	111.62
241	766	DX271	SLE_NL	Min	50482.01	14217.48	-693.18	-349.12	-133.74
241	766	DX258	SLE_NL	Min	58637.32	18522.51	-1776.60	-1983.86	-133.74
241	766	DX259	SLE_NL	Min	870.50	1424.97	-2223.01	-1983.86	111.62
241	766	DX272	SLE_NL	Min	-696.26	-905.71	-1139.59	-349.12	111.62
242	123	SX387	SLU_ENV_NL	Max	96478.55	28893.11	988.89	1435.99	347.73
242	123	SX374	SLU_ENV_NL	Max	101398.78	30815.18	370.25	168.40	347.73
242	123	SX375	SLU_ENV_NL	Max	-58653.35	-17666.23	-373.96	168.40	1872.61
242	123	SX388	SLU_ENV_NL	Max	-61848.86	-18482.08	-445.61	1435.99	1872.61
242	123	SX387	SLU_ENV_NL	Min	15707.95	3663.94	298.60	-645.13	-1877.30
242	123	SX374	SLU_ENV_NL	Min	17537.48	4119.74	34.08	-2929.30	-1877.30
242	123	SX375	SLU_ENV_NL	Min	-142932.99	-42454.19	-1500.07	-2929.30	-351.12
242	123	SX388	SLU_ENV_NL	Min	-140792.95	-42292.37	-545.26	-645.13	-351.12
242	123	SX387	SLE_NL	Max	11623.88	2711.32	731.78	-477.39	257.32
242	123	SX374	SLE_NL	Max	12977.74	3048.61	25.22	124.62	257.32
242	123	SX375	SLE_NL	Max	-43403.48	-13073.01	-1110.05	124.62	-259.83
242	123	SX388	SLE_NL	Max	-45768.16	-13676.74	-403.49	-477.39	-259.83
242	123	SX387	SLE_NL	Min	11623.88	2711.32	731.78	-477.39	257.32
242	123	SX374	SLE_NL	Min	12977.74	3048.61	25.22	124.62	257.32
242	123	SX375	SLE_NL	Min	-43403.48	-13073.01	-1110.05	124.62	-259.83
242	123	SX388	SLE_NL	Min	-45768.16	-13676.74	-403.49	-477.39	-259.83
243	767	DX272	SLU_ENV_NL	Max	10550.08	4890.22	902.26	18.53	6.78
243	767	DX259	SLU_ENV_NL	Max	19342.43	6603.24	-454.41	57.28	6.78
243	767	DX260	SLU_ENV_NL	Max	2656.67	1873.66	-1239.75	57.28	47.10
243	767	DX273	SLU_ENV_NL	Max	-428.79	1119.54	116.92	18.53	47.10
243	767	DX272	SLU_ENV_NL	Min	2240.38	-244.73	-2129.80	-147.65	-55.32
243	767	DX259	SLU_ENV_NL	Min	2068.32	2168.40	-2367.68	-664.02	-55.32
243	767	DX260	SLU_ENV_NL	Min	518.56	1747.21	-2323.29	-664.02	-23.97
243	767	DX273	SLU_ENV_NL	Min	-2899.76	-994.84	-2085.41	-147.65	-23.97
243	767	DX272	SLE_NL	Max	1657.88	-181.10	-1576.05	-109.26	5.02
243	767	DX259	SLE_NL	Max	1530.56	1604.62	-1752.08	42.39	5.02
243	767	DX260	SLE_NL	Max	383.73	1292.93	-1719.23	42.39	-17.74
243	767	DX273	SLE_NL	Max	-317.31	-736.18	-1543.20	-109.26	-17.74
243	767	DX272	SLE_NL	Min	1657.88	-181.10	-1576.05	-109.26	5.02
243	767	DX259	SLE_NL	Min	1530.56	1604.62	-1752.08	42.39	5.02
243	767	DX260	SLE_NL	Min	383.73	1292.93	-1719.23	42.39	-17.74
243	767	DX273	SLE_NL	Min	-317.31	-736.18	-1543.20	-109.26	-17.74
244	768	DX258	SLU_ENV_NL	Max	167911.77	50565.86	-1329.25	-489.38	-230.96
244	768	DX245	SLU_ENV_NL	Max	189342.68	56072.27	4233.25	-3346.22	-230.96
244	768	DX246	SLU_ENV_NL	Max	21249.00	4573.55	2423.04	-3346.22	232.49
244	768	DX259	SLU_ENV_NL	Max	8857.96	1869.15	-3139.46	-489.38	232.49
244	768	DX258	SLU_ENV_NL	Min	81490.61	23106.71	-2475.42	-1862.69	-259.86
244	768	DX245	SLU_ENV_NL	Min	94533.82	29615.58	-940.45	-5142.94	-259.86
244	768	DX246	SLU_ENV_NL	Min	-114.27	941.31	-1686.61	-5142.94	197.84
244	768	DX259	SLU_ENV_NL	Min	-2975.46	-2486.73	-3221.58	-1862.69	197.84
244	768	DX258	SLE_NL	Max	60303.05	17098.96	-1831.81	-362.14	-170.91
244	768	DX245	SLE_NL	Max	69955.03	21915.53	-695.93	-2476.20	-170.91
244	768	DX246	SLE_NL	Max	-84.56	696.57	-1248.09	-2476.20	146.40
244	768	DX259	SLE_NL	Max	-2201.84	-1840.18	-2383.97	-362.14	146.40
244	768	DX258	SLE_NL	Min	60303.05	17098.96	-1831.81	-362.14	-170.91
244	768	DX245	SLE_NL	Min	69955.03	21915.53	-695.93	-2476.20	-170.91
244	768	DX246	SLE_NL	Min	-84.56	696.57	-1248.09	-2476.20	146.40
244	768	DX259	SLE_NL	Min	-2201.84	-1840.18	-2383.97	-362.14	146.40
245	124	SX365	SLU_ENV_NL	Max	675.58	153.70	2692.74	30.66	15.07
245	124	SX352	SLU_ENV_NL	Max	-448.76	-140.48	566.86	125.45	15.07
245	124	SX353	SLU_ENV_NL	Max	1444.97	-62.55	586.96	125.45	35.28
245	124	SX366	SLU_ENV_NL	Max	1412.25	-105.40	2712.84	30.66	35.28
245	124	SX365	SLU_ENV_NL	Min	-309.91	-1055.49	-317.47	-63.01	-32.06
245	124	SX352	SLU_ENV_NL	Min	-685.34	-1147.30	-652.96	-392.10	-32.06
245	124	SX353	SLU_ENV_NL	Min	-12638.92	-3722.97	-410.08	-392.10	-14.94
245	124	SX366	SLU_ENV_NL	Min	-9435.39	-2806.97	-74.58	-63.01	-14.94
245	124	SX365	SLE_NL	Max	-229.33	-781.06	1992.63	-46.63	11.15



Autorità Portuale di Taranto
Interventi per il dragaggio di 2,3 M³ di sedimenti in area Molo Polisettoriale e per la realizzazione di un primo lotto della cassa di colmata funzionale all'ampliamento del V Sporgente del Porto di Taranto

Allegati alla relazione di calcolo strutturale allineamento "BC"

Data 05/2016
Rev. B
c.d.c.: C296A
514B



245	124	SX352	SLE_NL	Max	-507.15	-849.00	419.48	92.83	11.15
245	124	SX353	SLE_NL	Max	1069.27	-46.29	434.35	92.83	-11.06
245	124	SX366	SLE_NL	Max	1045.07	-78.00	2007.50	-46.63	-11.06
245	124	SX365	SLE_NL	Min	-229.33	-781.06	1992.63	-46.63	11.15
245	124	SX352	SLE_NL	Min	-507.15	-849.00	419.48	92.83	11.15
245	124	SX353	SLE_NL	Min	1069.27	-46.29	434.35	92.83	-11.06
245	124	SX366	SLE_NL	Min	1045.07	-78.00	2007.50	-46.63	-11.06
246	125	SX366	SLU_ENV_NL	Max	2669.84	264.58	2960.28	-31.79	33.26
246	125	SX353	SLU_ENV_NL	Max	-1694.06	-996.97	381.65	304.02	33.26
246	125	SX354	SLU_ENV_NL	Max	3706.33	1115.04	946.07	304.02	73.65
246	125	SX367	SLU_ENV_NL	Max	7024.52	2038.72	3340.97	-31.79	73.65
246	125	SX366	SLU_ENV_NL	Min	-8490.28	-2510.24	-867.32	-126.79	-64.58
246	125	SX353	SLU_ENV_NL	Min	-11846.05	-3498.30	330.92	-1013.05	-64.58
246	125	SX354	SLU_ENV_NL	Min	-42965.39	-13056.31	711.61	-1013.05	-27.43
246	125	SX367	SLU_ENV_NL	Min	-34882.91	-10642.42	-302.89	-126.79	-27.43
246	125	SX366	SLE_NL	Max	1975.68	195.79	2190.61	-93.83	24.61
246	125	SX353	SLE_NL	Max	-1253.60	-737.75	244.88	224.97	24.61
246	125	SX354	SLE_NL	Max	2742.69	825.13	526.59	224.97	-20.30
246	125	SX367	SLE_NL	Max	5198.15	1508.66	2472.32	-93.83	-20.30
246	125	SX366	SLE_NL	Min	1975.68	195.79	2190.61	-93.83	24.61
246	125	SX353	SLE_NL	Min	-1253.60	-737.75	244.88	224.97	24.61
246	125	SX354	SLE_NL	Min	2742.69	825.13	526.59	224.97	-20.30
246	125	SX367	SLE_NL	Min	5198.15	1508.66	2472.32	-93.83	-20.30
247	126	SX367	SLU_ENV_NL	Max	-58449.28	-17568.91	2401.37	634.28	2116.13
247	126	SX354	SLU_ENV_NL	Max	-52273.91	-15713.53	1620.14	3245.45	2116.13
247	126	SX355	SLU_ENV_NL	Max	108102.46	32232.58	-370.78	3245.45	338.68
247	126	SX368	SLU_ENV_NL	Max	102497.53	30381.46	-383.01	634.28	338.68
247	126	SX367	SLU_ENV_NL	Min	-144817.51	-43855.25	432.28	-1686.06	-347.74
247	126	SX354	SLU_ENV_NL	Min	-147498.27	-44183.72	444.50	-164.77	-347.74
247	126	SX355	SLU_ENV_NL	Min	22727.46	7687.26	-1655.20	-164.77	-2120.19
247	126	SX368	SLU_ENV_NL	Min	17969.37	6142.89	-873.97	-1686.06	-2120.19
247	126	SX367	SLE_NL	Max	-43252.47	-13001.00	1777.02	469.37	-257.33
247	126	SX354	SLE_NL	Max	-38682.70	-11628.01	1198.90	-121.93	-257.33
247	126	SX355	SLE_NL	Max	16818.32	5688.57	-1224.85	-121.93	250.62
247	126	SX368	SLE_NL	Max	13297.33	4545.74	-646.74	469.37	250.62
247	126	SX367	SLE_NL	Min	-43252.47	-13001.00	1777.02	469.37	-257.33
247	126	SX354	SLE_NL	Min	-38682.70	-11628.01	1198.90	-121.93	-257.33
247	126	SX355	SLE_NL	Min	16818.32	5688.57	-1224.85	-121.93	250.62
247	126	SX368	SLE_NL	Min	13297.33	4545.74	-646.74	469.37	250.62
248	769	DX259	SLU_ENV_NL	Max	19640.87	5153.52	-1036.63	-77.51	1.88
248	769	DX246	SLU_ENV_NL	Max	17428.72	3377.96	293.51	50.21	1.88
248	769	DX247	SLU_ENV_NL	Max	-414.77	817.24	579.35	50.21	54.68
248	769	DX260	SLU_ENV_NL	Max	1171.98	-630.79	-750.79	-77.51	54.68
248	769	DX259	SLU_ENV_NL	Min	832.22	-1309.86	-2422.70	-95.52	-41.02
248	769	DX246	SLU_ENV_NL	Min	-276.99	857.92	-2453.33	-733.28	-41.02
248	769	DX247	SLU_ENV_NL	Min	-2796.28	-2950.73	-2303.02	-733.28	-17.29
248	769	DX260	SLU_ENV_NL	Min	-304.74	-1639.18	-2272.40	-95.52	-17.29
248	769	DX259	SLE_NL	Max	615.85	-969.30	-1792.80	-57.36	1.39
248	769	DX246	SLE_NL	Max	-204.97	634.86	-1815.46	37.15	1.39
248	769	DX247	SLE_NL	Max	-306.93	604.76	-1704.24	37.15	-12.79
248	769	DX260	SLE_NL	Max	-225.51	-1212.99	-1681.58	-57.36	-12.79
248	769	DX259	SLE_NL	Min	615.85	-969.30	-1792.80	-57.36	1.39
248	769	DX246	SLE_NL	Min	-204.97	634.86	-1815.46	37.15	1.39
248	769	DX247	SLE_NL	Min	-306.93	604.76	-1704.24	37.15	-12.79
248	769	DX260	SLE_NL	Min	-225.51	-1212.99	-1681.58	-57.36	-12.79
249	127	SX370	SLU_ENV_NL	Max	81119.94	24498.27	-36.25	1841.13	777.88
249	127	SX357	SLU_ENV_NL	Max	84991.73	25659.23	247.63	1007.45	777.88
249	127	SX358	SLU_ENV_NL	Max	24551.78	7386.38	223.62	1007.45	1924.27
249	127	SX371	SLU_ENV_NL	Max	23087.96	6905.44	-138.46	1841.13	1924.27
249	127	SX370	SLU_ENV_NL	Min	-7770.66	-2002.05	-203.08	-806.32	-1924.61
249	127	SX357	SLU_ENV_NL	Min	-9378.49	-2309.91	158.99	-2644.69	-1924.61
249	127	SX358	SLU_ENV_NL	Min	-48011.67	-14532.76	67.27	-2644.69	-778.35
249	127	SX371	SLU_ENV_NL	Min	-44724.11	-13497.31	-216.61	-806.32	-778.35
249	127	SX370	SLE_NL	Max	-5750.29	-1481.52	-150.28	-596.68	575.63
249	127	SX357	SLE_NL	Max	-6940.08	-1709.33	117.65	745.51	575.63
249	127	SX358	SLE_NL	Max	18168.32	5465.92	165.48	745.51	-575.98
249	127	SX371	SLE_NL	Max	17085.09	5110.02	-102.46	-596.68	-575.98
249	127	SX370	SLE_NL	Min	-5750.29	-1481.52	-150.28	-596.68	575.63
249	127	SX357	SLE_NL	Min	-6940.08	-1709.33	117.65	745.51	575.63
249	127	SX358	SLE_NL	Min	18168.32	5465.92	165.48	745.51	-575.98
249	127	SX371	SLE_NL	Min	17085.09	5110.02	-102.46	-596.68	-575.98
250	128	SX371	SLU_ENV_NL	Max	23088.01	6905.45	216.11	806.34	1923.01
250	128	SX358	SLU_ENV_NL	Max	24552.08	7386.47	-68.25	2641.09	1923.01
250	128	SX359	SLU_ENV_NL	Max	84678.33	25565.44	-159.06	2641.09	777.90
250	128	SX372	SLU_ENV_NL	Max	80810.05	24406.65	203.05	806.34	777.90
250	128	SX371	SLU_ENV_NL	Min	-44341.94	-13382.49	138.55	-1841.83	-778.36
250	128	SX358	SLU_ENV_NL	Min	-47629.28	-14418.21	-223.56	-1007.48	-778.36
250	128	SX359	SLU_ENV_NL	Min	-9378.37	-2309.84	-247.76	-1007.48	-1923.34
250	128	SX372	SLU_ENV_NL	Min	-7770.70	-2002.03	36.59	-1841.83	-1923.34
250	128	SX371	SLE_NL	Max	17085.13	5110.03	102.52	596.70	-575.99
250	128	SX358	SLE_NL	Max	18168.54	5465.99	-165.44	-745.53	-575.99



Autorità Portuale di Taranto
Interventi per il dragaggio di 2,3 M m³ di sedimenti in area Molo Polisettoriale e per la realizzazione di un primo lotto della cassa di colmata funzionale all'ampliamento del V Sporgente del Porto di Taranto

Allegati alla relazione di calcolo strutturale allineamento "BC"

Data 05/2016
Rev. B
c.d.c.: C296A
514B



250	128	SX359	SLE_NL	Max	-6940.00	-1709.28	-117.70	-745.53	575.65
250	128	SX372	SLE_NL	Max	-5750.32	-1481.50	150.26	596.70	575.65
250	128	SX371	SLE_NL	Min	17085.13	5110.03	102.52	596.70	-575.99
250	128	SX358	SLE_NL	Min	18168.54	5465.99	-165.44	-745.53	-575.99
250	128	SX359	SLE_NL	Min	-6940.00	-1709.28	-117.70	-745.53	575.65
250	128	SX372	SLE_NL	Min	-5750.32	-1481.50	150.26	596.70	575.65
251	770	DX245	SLU_ENV_NL	Max	191647.28	57711.86	2952.77	-1122.17	8.91
251	770	DX232	SLU_ENV_NL	Max	193055.97	58006.04	-2494.37	-3398.37	8.91
251	770	DX233	SLU_ENV_NL	Max	17272.21	6648.59	-3246.25	-3398.37	153.97
251	770	DX246	SLU_ENV_NL	Max	20340.28	7586.90	3037.41	-1122.17	153.97
251	770	DX245	SLU_ENV_NL	Min	96856.27	27755.35	-1122.37	-3768.54	-187.68
251	770	DX232	SLU_ENV_NL	Min	109646.55	34234.65	-3497.61	-3664.16	-187.68
251	770	DX233	SLU_ENV_NL	Min	-665.54	1452.96	-3412.97	-3664.16	-6.76
251	770	DX246	SLU_ENV_NL	Min	-3931.16	-2179.95	-1874.24	-3768.54	-6.76
251	770	DX245	SLE_NL	Max	71673.64	20538.96	-830.55	-830.41	-138.88
251	770	DX232	SLE_NL	Max	81138.45	25333.64	-1845.84	-2514.80	-138.88
251	770	DX233	SLE_NL	Max	-492.50	1075.19	-2402.22	-2514.80	113.94
251	770	DX246	SLE_NL	Max	-2909.06	-1613.17	-1386.94	-830.41	113.94
251	770	DX245	SLE_NL	Min	71673.64	20538.96	-830.55	-830.41	-138.88
251	770	DX232	SLE_NL	Min	81138.45	25333.64	-1845.84	-2514.80	-138.88
251	770	DX233	SLE_NL	Min	-492.50	1075.19	-2402.22	-2514.80	113.94
251	770	DX246	SLE_NL	Min	-2909.06	-1613.17	-1386.94	-830.41	113.94
252	129	SX374	SLU_ENV_NL	Max	102228.98	30302.06	873.89	1686.78	338.68
252	129	SX361	SLU_ENV_NL	Max	107829.77	32150.27	1655.10	164.77	338.68
252	129	SX362	SLU_ENV_NL	Max	-52274.41	-15713.69	-444.21	164.77	2114.63
252	129	SX375	SLU_ENV_NL	Max	-58449.41	-17568.96	-431.89	1686.78	2114.63
252	129	SX374	SLU_ENV_NL	Min	17969.69	6142.97	382.83	-634.28	-2118.68
252	129	SX361	SLU_ENV_NL	Min	22727.43	7687.22	370.51	-3241.22	-2118.68
252	129	SX362	SLU_ENV_NL	Min	-146969.18	-44025.60	-1620.02	-3241.22	-347.74
252	129	SX375	SLU_ENV_NL	Min	-144289.68	-43696.05	-2401.23	-634.28	-347.74
252	129	SX374	SLE_NL	Max	13297.57	4545.80	646.68	-469.37	250.62
252	129	SX361	SLE_NL	Max	16818.30	5688.54	1224.78	121.93	250.62
252	129	SX362	SLE_NL	Max	-38683.07	-11628.13	-1198.81	121.93	-257.32
252	129	SX375	SLE_NL	Max	-43252.56	-13001.03	-1776.91	-469.37	-257.32
252	129	SX374	SLE_NL	Min	13297.57	4545.80	646.68	-469.37	250.62
252	129	SX361	SLE_NL	Min	16818.30	5688.54	1224.78	121.93	250.62
252	129	SX362	SLE_NL	Min	-38683.07	-11628.13	-1198.81	121.93	-257.32
252	129	SX375	SLE_NL	Min	-43252.56	-13001.03	-1776.91	-469.37	-257.32
253	771	DX246	SLU_ENV_NL	Max	19253.39	7264.52	792.15	17.07	-12.68
253	771	DX233	SLU_ENV_NL	Max	28023.25	9870.21	-1094.08	-12.21	-12.68
253	771	DX234	SLU_ENV_NL	Max	3564.84	2919.46	-1858.59	-12.21	31.99
253	771	DX247	SLU_ENV_NL	Max	-951.14	1190.81	27.64	17.07	31.99
253	771	DX246	SLU_ENV_NL	Min	-973.53	-1264.15	-2320.02	-230.49	-46.44
253	771	DX233	SLU_ENV_NL	Min	777.48	1857.36	-2749.18	-753.19	-46.44
253	771	DX234	SLU_ENV_NL	Min	981.84	1998.98	-2853.00	-753.19	-8.29
253	771	DX247	SLU_ENV_NL	Min	-2212.53	-1170.38	-2423.84	-230.49	-8.29
253	771	DX246	SLE_NL	Max	-720.41	-935.47	-1716.82	12.63	-9.38
253	771	DX233	SLE_NL	Max	575.34	1374.44	-2034.39	-9.04	-9.38
253	771	DX234	SLE_NL	Max	726.56	1479.25	-2111.22	-9.04	-6.13
253	771	DX247	SLE_NL	Max	-703.85	-866.08	-1793.65	12.63	-6.13
253	771	DX246	SLE_NL	Min	-720.41	-935.47	-1716.82	12.63	-9.38
253	771	DX233	SLE_NL	Min	575.34	1374.44	-2034.39	-9.04	-9.38
253	771	DX234	SLE_NL	Min	726.56	1479.25	-2111.22	-9.04	-6.13
253	771	DX247	SLE_NL	Min	-703.85	-866.08	-1793.65	12.63	-6.13
254	772	DX232	SLU_ENV_NL	Max	195935.92	58427.03	-2367.78	-1134.46	-241.67
254	772	DX219	SLU_ENV_NL	Max	229289.66	68605.55	4247.45	-4091.22	-241.67
254	772	DX220	SLU_ENV_NL	Max	32361.89	8239.23	1495.78	-4091.22	354.26
254	772	DX233	SLU_ENV_NL	Max	13265.27	2470.98	-3640.46	-1134.46	354.26
254	772	DX232	SLU_ENV_NL	Min	111986.86	32299.62	-2526.50	-1527.12	-407.41
254	772	DX219	SLU_ENV_NL	Min	128493.12	39772.12	-652.09	-6601.72	-407.41
254	772	DX220	SLU_ENV_NL	Min	1399.60	1305.13	-1766.06	-6601.72	202.13
254	772	DX233	SLU_ENV_NL	Min	-4947.42	-3083.89	-5119.45	-1527.12	202.13
254	772	DX232	SLE_NL	Max	82870.28	23901.72	-1869.61	-839.50	-178.83
254	772	DX219	SLE_NL	Max	95084.91	29431.37	-482.55	-3027.50	-178.83
254	772	DX220	SLE_NL	Max	1035.71	965.80	-1306.89	-3027.50	149.58
254	772	DX233	SLE_NL	Max	-3661.09	-2282.08	-2693.94	-839.50	149.58
254	772	DX232	SLE_NL	Min	82870.28	23901.72	-1869.61	-839.50	-178.83
254	772	DX219	SLE_NL	Min	95084.91	29431.37	-482.55	-3027.50	-178.83
254	772	DX220	SLE_NL	Min	1035.71	965.80	-1306.89	-3027.50	149.58
254	772	DX233	SLE_NL	Min	-3661.09	-2282.08	-2693.94	-839.50	149.58
255	130	SX352	SLU_ENV_NL	Max	39.72	219.86	651.35	-14.48	12.58
255	130	SX339	SLU_ENV_NL	Max	618.32	299.38	191.31	145.16	12.58
255	130	SX340	SLU_ENV_NL	Max	3699.48	777.88	223.35	145.16	34.34
255	130	SX353	SLU_ENV_NL	Max	1529.01	-345.15	494.04	-14.48	34.34
255	130	SX352	SLU_ENV_NL	Min	-975.33	-1551.18	-572.90	-44.44	-33.32
255	130	SX339	SLU_ENV_NL	Min	-10.57	-782.09	-1531.17	-439.27	-33.32
255	130	SX340	SLU_ENV_NL	Min	-14277.64	-4325.23	-1688.49	-439.27	-17.62
255	130	SX353	SLU_ENV_NL	Min	-13060.60	-3860.62	-540.86	-44.44	-17.62
255	130	SX352	SLE_NL	Max	-721.75	-1147.87	482.00	-32.88	9.31
255	130	SX339	SLE_NL	Max	-7.82	-578.75	-1133.07	107.41	9.31
255	130	SX340	SLE_NL	Max	2737.61	575.63	-1249.48	107.41	-13.04



Autorità Portuale di Taranto
Interventi per il dragaggio di 2,3 M³ di sedimenti in area Molo Polisettoriale e per la realizzazione di un primo lotto della cassa di colmata funzionale all'ampliamento del V Sporgente del Porto di Taranto

Allegati alla relazione di calcolo strutturale allineamento "BC"

Data 05/2016
Rev. B
c.d.c.: C296A
514B



255	130	SX353	SLE_NL	Max	1131.47	-255.41	365.59	-32.88	-13.04
255	130	SX352	SLE_NL	Min	-721.75	-1147.87	482.00	-32.88	9.31
255	130	SX339	SLE_NL	Min	-7.82	-578.75	-1133.07	107.41	9.31
255	130	SX340	SLE_NL	Min	2737.61	575.63	-1249.48	107.41	-13.04
255	130	SX353	SLE_NL	Min	1131.47	-255.41	365.59	-32.88	-13.04
256	131	SX353	SLU_ENV_NL	Max	-2263.73	-1487.30	971.56	-71.37	21.70
256	131	SX340	SLU_ENV_NL	Max	5557.12	1339.50	-616.12	361.90	21.70
256	131	SX341	SLU_ENV_NL	Max	15191.19	4787.95	55.11	361.90	75.63
256	131	SX354	SLU_ENV_NL	Max	4094.01	998.73	944.09	-71.37	75.63
256	131	SX353	SLU_ENV_NL	Min	-10768.95	-3160.44	272.86	-157.92	-64.04
256	131	SX340	SLU_ENV_NL	Min	-14769.82	-4485.57	-2148.02	-1149.40	-64.04
256	131	SX341	SLU_ENV_NL	Min	-53595.36	-15952.06	-3065.48	-1149.40	-39.34
256	131	SX354	SLU_ENV_NL	Min	-43903.26	-12930.08	54.10	-157.92	-39.34
256	131	SX353	SLE_NL	Max	-1675.16	-1100.60	718.95	-52.81	16.05
256	131	SX340	SLE_NL	Max	4112.27	991.23	-1589.54	267.80	16.05
256	131	SX341	SLE_NL	Max	11241.48	3543.08	-2268.46	267.80	-29.11
256	131	SX354	SLE_NL	Max	3029.57	739.06	40.04	-52.81	-29.11
256	131	SX353	SLE_NL	Min	-1675.16	-1100.60	718.95	-52.81	16.05
256	131	SX340	SLE_NL	Min	4112.27	991.23	-1589.54	267.80	16.05
256	131	SX341	SLE_NL	Min	11241.48	3543.08	-2268.46	267.80	-29.11
256	131	SX354	SLE_NL	Min	3029.57	739.06	40.04	-52.81	-29.11
257	132	SX354	SLU_ENV_NL	Max	-52221.82	-15895.08	705.68	310.36	2142.80
257	132	SX341	SLU_ENV_NL	Max	-56081.14	-16594.69	529.90	3310.13	2142.80
257	132	SX342	SLU_ENV_NL	Max	115524.81	35018.18	766.40	3310.13	70.23
257	132	SX355	SLU_ENV_NL	Max	109392.75	33014.48	1221.06	310.36	70.23
257	132	SX354	SLU_ENV_NL	Min	-148679.27	-44601.33	-1301.57	-1684.11	-66.43
257	132	SX341	SLU_ENV_NL	Min	-150809.19	-44877.76	-1756.24	151.29	-66.43
257	132	SX342	SLU_ENV_NL	Min	18189.62	6204.03	-621.23	151.29	-2147.40
257	132	SX355	SLU_ENV_NL	Min	22393.79	6930.20	-445.46	-1684.11	-2147.40
257	132	SX354	SLE_NL	Max	-38644.15	-11762.36	-963.16	229.67	-49.16
257	132	SX341	SLE_NL	Max	-41500.05	-12280.07	-1299.61	111.95	-49.16
257	132	SX342	SLE_NL	Max	13460.32	4590.98	567.13	111.95	51.97
257	132	SX355	SLE_NL	Max	16571.40	5128.35	903.58	229.67	51.97
257	132	SX354	SLE_NL	Min	-38644.15	-11762.36	-963.16	229.67	-49.16
257	132	SX341	SLE_NL	Min	-41500.05	-12280.07	-1299.61	111.95	-49.16
257	132	SX342	SLE_NL	Min	13460.32	4590.98	567.13	111.95	51.97
257	132	SX355	SLE_NL	Min	16571.40	5128.35	903.58	229.67	51.97
258	773	DX233	SLU_ENV_NL	Max	27624.94	6847.68	-1833.12	40.28	-13.09
258	773	DX220	SLU_ENV_NL	Max	22262.47	5140.60	-1812.38	-30.51	-13.09
258	773	DX221	SLU_ENV_NL	Max	-219.38	709.55	-1244.72	-30.51	35.60
258	773	DX234	SLU_ENV_NL	Max	1928.61	-839.81	-1265.47	40.28	35.60
258	773	DX233	SLU_ENV_NL	Min	-219.90	-1627.48	-2856.27	-353.65	-23.96
258	773	DX220	SLU_ENV_NL	Min	-622.23	660.43	-2525.53	-750.57	-23.96
258	773	DX221	SLU_ENV_NL	Min	-3592.88	-2626.61	-2418.59	-750.57	-2.47
258	773	DX234	SLU_ENV_NL	Min	-166.62	-1668.98	-2749.33	-353.65	-2.47
258	773	DX233	SLE_NL	Max	-162.72	-1204.33	-2113.64	29.80	-9.69
258	773	DX220	SLE_NL	Max	-460.45	488.72	-1868.89	-22.57	-9.69
258	773	DX221	SLE_NL	Max	-162.34	525.07	-1789.75	-22.57	-1.83
258	773	DX234	SLE_NL	Max	-123.30	-1235.05	-2034.50	29.80	-1.83
258	773	DX233	SLE_NL	Min	-162.72	-1204.33	-2113.64	29.80	-9.69
258	773	DX220	SLE_NL	Min	-460.45	488.72	-1868.89	-22.57	-9.69
258	773	DX221	SLE_NL	Min	-162.34	525.07	-1789.75	-22.57	-1.83
258	773	DX234	SLE_NL	Min	-123.30	-1235.05	-2034.50	29.80	-1.83
259	133	SX357	SLU_ENV_NL	Max	85961.49	25836.31	173.13	1738.79	757.76
259	133	SX344	SLU_ENV_NL	Max	89534.20	26738.94	41.03	998.74	757.76
259	133	SX345	SLU_ENV_NL	Max	26337.91	8156.97	-126.95	998.74	1860.56
259	133	SX358	SLU_ENV_NL	Max	24852.35	7112.80	270.28	1738.79	1860.56
259	133	SX357	SLU_ENV_NL	Min	-10258.70	-3968.47	149.81	-771.59	-1859.48
259	133	SX344	SLU_ENV_NL	Min	-11722.52	-3721.54	-314.80	-2596.87	-1859.48
259	133	SX345	SLU_ENV_NL	Min	-52049.62	-15628.29	-194.34	-2596.87	-761.20
259	133	SX358	SLU_ENV_NL	Min	-48863.76	-14317.59	5.15	-771.59	-761.20
259	133	SX357	SLE_NL	Max	-7591.44	-2936.67	110.86	-570.97	560.74
259	133	SX344	SLE_NL	Max	-8674.67	-2753.94	-232.95	739.07	560.74
259	133	SX345	SLE_NL	Max	19490.05	6036.16	-143.81	739.07	-563.29
259	133	SX358	SLE_NL	Max	18390.74	5263.47	200.00	-570.97	-563.29
259	133	SX357	SLE_NL	Min	-7591.44	-2936.67	110.86	-570.97	560.74
259	133	SX344	SLE_NL	Min	-8674.67	-2753.94	-232.95	739.07	560.74
259	133	SX345	SLE_NL	Min	19490.05	6036.16	-143.81	739.07	-563.29
259	133	SX358	SLE_NL	Min	18390.74	5263.47	200.00	-570.97	-563.29
260	134	SX358	SLU_ENV_NL	Max	24852.66	7112.90	-6.65	771.61	1858.85
260	134	SX345	SLU_ENV_NL	Max	26338.09	8157.02	194.26	2592.72	1858.85
260	134	SX346	SLU_ENV_NL	Max	89215.41	26641.13	314.83	2592.72	757.77
260	134	SX359	SLU_ENV_NL	Max	85647.45	25742.43	-149.77	771.61	757.77
260	134	SX358	SLU_ENV_NL	Min	-48480.55	-14202.38	-270.33	-1738.98	-761.21
260	134	SX345	SLU_ENV_NL	Min	-51667.13	-15513.79	126.52	-998.76	-761.21
260	134	SX346	SLU_ENV_NL	Min	-11722.64	-3721.56	-40.11	-998.76	-1857.75
260	134	SX359	SLU_ENV_NL	Min	-10258.60	-3968.41	-173.29	-1738.98	-1857.75
260	134	SX358	SLE_NL	Max	18390.97	5263.54	-200.05	570.99	-563.29
260	134	SX345	SLE_NL	Max	19490.19	6036.20	143.75	-739.08	-563.29
260	134	SX346	SLE_NL	Max	-8674.75	-2753.95	232.97	-739.08	560.75
260	134	SX359	SLE_NL	Max	-7591.37	-2936.63	-110.83	570.99	560.75



Autorità Portuale di Taranto
Interventi per il dragaggio di 2,3 M m³ di sedimenti in area Molo Polisettoriale e per la realizzazione di un primo lotto della cassa di colmata funzionale all'ampliamento del V Sporgente del Porto di Taranto

Allegati alla relazione di calcolo strutturale allineamento "BC"

Data 05/2016
Rev. B
c.d.c.: C296A
514B



260	134	SX358	SLE_NL	Min	18390.97	5263.54	-200.05	570.99	-563.29
260	134	SX345	SLE_NL	Min	19490.19	6036.20	143.75	-739.08	-563.29
260	134	SX346	SLE_NL	Min	-8674.75	-2753.95	232.97	-739.08	560.75
260	134	SX359	SLE_NL	Min	-7591.37	-2936.63	-110.83	570.99	560.75
261	774	DX219	SLU_ENV_NL	Max	231700.07	68957.53	1584.53	-2177.28	88.29
261	774	DX206	SLU_ENV_NL	Max	217114.87	65889.27	-3011.47	-3632.98	88.29
261	774	DX207	SLU_ENV_NL	Max	13659.98	6575.94	-3154.70	-3632.98	98.50
261	774	DX220	SLU_ENV_NL	Max	30651.13	10219.41	3291.05	-2177.28	98.50
261	774	DX219	SLU_ENV_NL	Min	130396.35	37857.29	-1400.89	-4844.82	-119.99
261	774	DX206	SLU_ENV_NL	Min	135955.72	42076.61	-6489.84	-3817.35	-119.99
261	774	DX207	SLU_ENV_NL	Min	-3060.26	746.30	-4783.32	-3817.35	-65.92
261	774	DX220	SLU_ENV_NL	Min	-1914.31	-1482.34	-1544.12	-4844.82	-65.92
261	774	DX219	SLE_NL	Max	96493.30	28014.40	-1036.66	-1611.19	-88.79
261	774	DX206	SLE_NL	Max	100607.23	31136.69	-2228.49	-2688.41	-88.79
261	774	DX207	SLE_NL	Max	-2264.59	552.26	-2334.48	-2688.41	72.89
261	774	DX220	SLE_NL	Max	-1416.59	-1096.93	-1142.65	-1611.19	72.89
261	774	DX219	SLE_NL	Min	96493.30	28014.40	-1036.66	-1611.19	-88.79
261	774	DX206	SLE_NL	Min	100607.23	31136.69	-2228.49	-2688.41	-88.79
261	774	DX207	SLE_NL	Min	-2264.59	552.26	-2334.48	-2688.41	72.89
261	774	DX220	SLE_NL	Min	-1416.59	-1096.93	-1142.65	-1611.19	72.89
262	135	SX361	SLU_ENV_NL	Max	109119.67	32933.65	445.59	1684.17	70.22
262	135	SX348	SLU_ENV_NL	Max	115247.24	34933.14	620.83	-151.29	70.22
262	135	SX349	SLU_ENV_NL	Max	-56081.31	-16594.73	1756.08	-151.29	2140.72
262	135	SX362	SLU_ENV_NL	Max	-52222.32	-15895.23	1301.49	1684.17	2140.72
262	135	SX361	SLU_ENV_NL	Min	22393.74	6930.11	-1220.95	-310.36	-2145.31
262	135	SX348	SLU_ENV_NL	Min	18189.90	6204.05	-766.35	-3305.20	-2145.31
262	135	SX349	SLU_ENV_NL	Min	-150276.64	-44718.92	-530.04	-3305.20	-66.43
262	135	SX362	SLU_ENV_NL	Min	-148148.79	-44441.36	-705.28	-310.36	-66.43
262	135	SX361	SLE_NL	Max	16571.37	5128.28	-903.50	-229.67	51.97
262	135	SX348	SLE_NL	Max	13460.52	4590.99	-567.10	-111.96	51.97
262	135	SX349	SLE_NL	Max	-41500.17	-12280.10	1299.50	-111.96	-49.15
262	135	SX362	SLE_NL	Max	-38644.52	-11762.47	963.10	-229.67	-49.15
262	135	SX361	SLE_NL	Min	16571.37	5128.28	-903.50	-229.67	51.97
262	135	SX348	SLE_NL	Min	13460.52	4590.99	-567.10	-111.96	51.97
262	135	SX349	SLE_NL	Min	-41500.17	-12280.10	1299.50	-111.96	-49.15
262	135	SX362	SLE_NL	Min	-38644.52	-11762.47	963.10	-229.67	-49.15
263	775	DX220	SLU_ENV_NL	Max	23516.87	8069.75	-1173.02	43.38	-16.30
263	775	DX207	SLU_ENV_NL	Max	32409.23	12210.10	-224.77	-35.86	-16.30
263	775	DX208	SLU_ENV_NL	Max	3529.52	3382.95	-995.04	-35.86	8.31
263	775	DX221	SLU_ENV_NL	Max	-864.64	-138.32	-1943.29	43.38	8.31
263	775	DX220	SLU_ENV_NL	Min	-1107.82	-1221.03	-2410.04	-455.16	-33.85
263	775	DX207	SLU_ENV_NL	Min	875.97	1907.81	-2244.20	-736.17	-33.85
263	775	DX208	SLU_ENV_NL	Min	984.10	1905.80	-2357.93	-736.17	-4.41
263	775	DX221	SLU_ENV_NL	Min	-3222.05	-1178.47	-2523.77	-455.16	-4.41
263	775	DX220	SLE_NL	Max	-819.78	-903.56	-1783.43	32.10	-12.06
263	775	DX207	SLE_NL	Max	648.22	1411.78	-1660.71	-26.54	-12.06
263	775	DX208	SLE_NL	Max	728.24	1410.29	-1744.87	-26.54	-3.26
263	775	DX221	SLE_NL	Max	-639.83	-872.07	-1867.59	32.10	-3.26
263	775	DX220	SLE_NL	Min	-819.78	-903.56	-1783.43	32.10	-12.06
263	775	DX207	SLE_NL	Min	648.22	1411.78	-1660.71	-26.54	-12.06
263	775	DX208	SLE_NL	Min	728.24	1410.29	-1744.87	-26.54	-3.26
263	775	DX221	SLE_NL	Min	-639.83	-872.07	-1867.59	32.10	-3.26
264	776	DX206	SLU_ENV_NL	Max	219745.28	64867.56	-2693.59	-1526.96	-228.63
264	776	DX193	SLU_ENV_NL	Max	275891.28	83356.96	4865.30	-4574.46	-228.63
264	776	DX194	SLU_ENV_NL	Max	47918.15	13325.44	-86.04	-4574.46	423.40
264	776	DX207	SLU_ENV_NL	Max	8787.96	125.61	-3984.95	-1526.96	423.40
264	776	DX206	SLU_ENV_NL	Min	137726.18	40128.72	-3474.83	-1803.20	-529.03
264	776	DX193	SLU_ENV_NL	Min	155241.17	47689.86	-364.19	-7872.43	-529.03
264	776	DX194	SLU_ENV_NL	Min	1857.75	1251.55	-1655.55	-7872.43	187.32
264	776	DX207	SLU_ENV_NL	Min	-6712.90	-3579.76	-8426.17	-1803.20	187.32
264	776	DX206	SLE_NL	Max	101917.37	29695.25	-1993.26	-1334.37	-169.19
264	776	DX193	SLE_NL	Max	114878.46	35290.49	-269.50	-3385.10	-169.19
264	776	DX194	SLE_NL	Max	1374.73	926.15	-1225.11	-3385.10	138.62
264	776	DX207	SLE_NL	Max	-4967.55	-2649.02	-2948.86	-1334.37	138.62
264	776	DX206	SLE_NL	Min	101917.37	29695.25	-1993.26	-1334.37	-169.19
264	776	DX193	SLE_NL	Min	114878.46	35290.49	-269.50	-3385.10	-169.19
264	776	DX194	SLE_NL	Min	1374.73	926.15	-1225.11	-3385.10	138.62
264	776	DX207	SLE_NL	Min	-4967.55	-2649.02	-2948.86	-1334.37	138.62
265	136	SX339	SLU_ENV_NL	Max	1064.12	803.66	28.20	-26.33	12.80
265	136	SX326	SLU_ENV_NL	Max	638.66	1620.50	463.97	166.75	12.80
265	136	SX327	SLU_ENV_NL	Max	5472.54	2647.52	394.05	166.75	35.43
265	136	SX340	SLU_ENV_NL	Max	4110.17	1531.66	340.10	-26.33	35.43
265	136	SX339	SLU_ENV_NL	Min	280.60	522.60	-1566.11	-67.48	-29.53
265	136	SX326	SLU_ENV_NL	Min	-726.81	-261.30	-221.45	-475.33	-29.53
265	136	SX327	SLU_ENV_NL	Min	-18559.33	-5550.13	90.44	-475.33	-17.95
265	136	SX340	SLU_ENV_NL	Min	-14595.00	-4120.31	-1636.02	-67.48	-17.95
265	136	SX339	SLE_NL	Max	207.64	594.71	-1158.92	-19.49	9.47
265	136	SX326	SLE_NL	Max	472.61	1199.17	343.33	123.39	9.47
265	136	SX327	SLE_NL	Max	4049.68	1959.16	291.60	123.39	-13.29
265	136	SX340	SLE_NL	Max	3041.53	1133.43	-1210.65	-19.49	-13.29
265	136	SX339	SLE_NL	Min	207.64	594.71	-1158.92	-19.49	9.47



Autorità Portuale di Taranto
Interventi per il dragaggio di 2,3 M³ di sedimenti in area Molo Polisettoriale e per la realizzazione di un primo lotto della cassa di colmata funzionale all'ampliamento del V Sporgente del Porto di Taranto

Allegati alla relazione di calcolo strutturale allineamento "BC"

Data 05/2016
Rev. B
c.d.c.: C296A
514B



265	136	SX326	SLE_NL	Min	472.61	1199.17	343.33	123.39	9.47
265	136	SX327	SLE_NL	Min	4049.68	1959.16	291.60	123.39	-13.29
265	136	SX340	SLE_NL	Min	3041.53	1133.43	-1210.65	-19.49	-13.29
266	137	SX340	SLU_ENV_NL	Max	5265.19	1871.95	-648.34	-19.37	28.70
266	137	SX327	SLU_ENV_NL	Max	5287.13	2598.11	1291.37	427.15	28.70
266	137	SX328	SLU_ENV_NL	Max	17523.94	5566.99	1640.50	427.15	72.63
266	137	SX341	SLU_ENV_NL	Max	15474.42	4226.51	-93.28	-19.37	72.63
266	137	SX340	SLU_ENV_NL	Min	-13614.57	-3813.30	-2536.47	-308.37	-62.03
266	137	SX327	SLU_ENV_NL	Min	-17130.78	-5134.45	1085.44	-1264.23	-62.03
266	137	SX328	SLU_ENV_NL	Min	-62614.17	-19087.09	1212.70	-1264.23	-34.21
266	137	SX341	SLU_ENV_NL	Min	-54693.17	-16432.87	-2615.15	-308.37	-34.21
266	137	SX340	SLE_NL	Max	3896.24	1385.24	-1876.99	-14.33	21.23
266	137	SX327	SLE_NL	Max	3912.48	1922.60	955.61	316.09	21.23
266	137	SX328	SLE_NL	Max	12967.72	4119.57	897.40	316.09	-25.31
266	137	SX341	SLE_NL	Max	11451.07	3127.62	-1935.21	-14.33	-25.31
266	137	SX340	SLE_NL	Min	3896.24	1385.24	-1876.99	-14.33	21.23
266	137	SX327	SLE_NL	Min	3912.48	1922.60	955.61	316.09	21.23
266	137	SX328	SLE_NL	Min	12967.72	4119.57	897.40	316.09	-25.31
266	137	SX341	SLE_NL	Min	11451.07	3127.62	-1935.21	-14.33	-25.31
267	138	SX341	SLU_ENV_NL	Max	-56347.89	-17358.19	831.25	-63.45	1898.29
267	138	SX328	SLU_ENV_NL	Max	-58144.74	-17095.61	960.80	3056.41	1898.29
267	138	SX329	SLU_ENV_NL	Max	122810.06	36237.14	639.90	3056.41	-253.61
267	138	SX342	SLU_ENV_NL	Max	116442.03	34710.75	-5.83	-63.45	-253.61
267	138	SX341	SLU_ENV_NL	Min	-152113.50	-45860.63	-1027.11	-1367.10	251.19
267	138	SX328	SLU_ENV_NL	Min	-153449.46	-46136.02	-381.38	524.20	251.19
267	138	SX329	SLU_ENV_NL	Min	16540.06	4634.03	-577.71	524.20	-1901.63
267	138	SX342	SLU_ENV_NL	Min	17563.44	3991.13	-707.26	-1367.10	-1901.63
267	138	SX341	SLE_NL	Max	-41697.44	-12845.06	-760.06	-46.95	185.88
267	138	SX328	SLE_NL	Max	-43027.11	-12650.75	-282.22	387.91	185.88
267	138	SX329	SLE_NL	Max	12239.64	3429.18	473.52	387.91	-187.67
267	138	SX342	SLE_NL	Max	12996.95	2953.43	-4.32	-46.95	-187.67
267	138	SX341	SLE_NL	Min	-41697.44	-12845.06	-760.06	-46.95	185.88
267	138	SX328	SLE_NL	Min	-43027.11	-12650.75	-282.22	387.91	185.88
267	138	SX329	SLE_NL	Min	12239.64	3429.18	473.52	387.91	-187.67
267	138	SX342	SLE_NL	Min	12996.95	2953.43	-4.32	-46.95	-187.67
268	777	DX207	SLU_ENV_NL	Max	31067.45	6889.00	-945.03	64.14	-11.20
268	777	DX194	SLU_ENV_NL	Max	26219.87	6736.42	-3289.40	-64.23	-11.20
268	777	DX195	SLU_ENV_NL	Max	-16.83	830.69	-3217.31	-64.23	11.41
268	777	DX208	SLU_ENV_NL	Max	2119.98	-467.02	-440.00	64.14	11.41
268	777	DX207	SLU_ENV_NL	Min	-46.25	-1543.25	-2340.02	-534.81	-16.93
268	777	DX194	SLU_ENV_NL	Min	-78.62	634.13	-7611.29	-685.47	-16.93
268	777	DX195	SLU_ENV_NL	Min	-1803.06	-376.63	-7106.25	-685.47	2.33
268	777	DX208	SLU_ENV_NL	Min	-111.89	-1370.52	-2267.94	-534.81	2.33
268	777	DX207	SLE_NL	Max	-34.23	-1142.01	-1731.62	47.47	-12.53
268	777	DX194	SLE_NL	Max	-58.18	469.25	-2434.15	-47.53	-12.53
268	777	DX195	SLE_NL	Max	-12.45	614.71	-2380.81	-47.53	1.73
268	777	DX208	SLE_NL	Max	-82.80	-1014.19	-1678.28	47.47	1.73
268	777	DX207	SLE_NL	Min	-34.23	-1142.01	-1731.62	47.47	-12.53
268	777	DX194	SLE_NL	Min	-58.18	469.25	-2434.15	-47.53	-12.53
268	777	DX195	SLE_NL	Min	-12.45	614.71	-2380.81	-47.53	1.73
268	777	DX208	SLE_NL	Min	-82.80	-1014.19	-1678.28	47.47	1.73
269	139	SX344	SLU_ENV_NL	Max	90652.15	27765.05	-76.13	1296.97	655.77
269	139	SX331	SLU_ENV_NL	Max	93370.25	27877.93	263.77	891.73	655.77
269	139	SX332	SLU_ENV_NL	Max	27839.19	8823.72	216.23	891.73	1504.35
269	139	SX345	SLU_ENV_NL	Max	26467.67	7403.13	-131.63	1296.97	1504.35
269	139	SX344	SLU_ENV_NL	Min	-12121.63	-3865.55	-334.55	-643.78	-1500.20
269	139	SX331	SLU_ENV_NL	Min	-13441.64	-3061.61	13.32	-2204.79	-1500.20
269	139	SX332	SLU_ENV_NL	Min	-55579.47	-17201.06	119.99	-2204.79	-661.70
269	139	SX345	SLU_ENV_NL	Min	-52830.55	-15531.00	-219.90	-643.78	-661.70
269	139	SX344	SLE_NL	Max	-8970.01	-2860.51	-247.57	-476.40	485.27
269	139	SX331	SLE_NL	Max	-9946.81	-2265.59	9.86	659.88	485.27
269	139	SX332	SLE_NL	Max	20601.00	6529.55	160.01	659.88	-489.66
269	139	SX345	SLE_NL	Max	19586.07	5478.32	-97.41	-476.40	-489.66
269	139	SX344	SLE_NL	Min	-8970.01	-2860.51	-247.57	-476.40	485.27
269	139	SX331	SLE_NL	Min	-9946.81	-2265.59	9.86	659.88	485.27
269	139	SX332	SLE_NL	Min	20601.00	6529.55	160.01	659.88	-489.66
269	139	SX345	SLE_NL	Min	19586.07	5478.32	-97.41	-476.40	-489.66
270	140	SX345	SLU_ENV_NL	Max	26467.86	7403.19	219.18	643.80	1502.07
270	140	SX332	SLU_ENV_NL	Max	27839.32	8823.76	-121.96	2199.97	1502.07
270	140	SX333	SLU_ENV_NL	Max	93045.35	27781.12	-13.30	2199.97	655.78
270	140	SX346	SLU_ENV_NL	Max	90334.03	27672.27	334.55	643.80	655.78
270	140	SX345	SLU_ENV_NL	Min	-52446.95	-15415.61	131.58	-1296.51	-661.71
270	140	SX332	SLU_ENV_NL	Min	-55195.77	-17086.25	-216.27	-891.75	-661.71
270	140	SX333	SLU_ENV_NL	Min	-13441.91	-3061.72	-263.98	-891.75	-1497.91
270	140	SX346	SLU_ENV_NL	Min	-12121.77	-3865.61	77.15	-1296.51	-1497.91
270	140	SX345	SLE_NL	Max	19586.22	5478.36	97.37	476.41	-489.67
270	140	SX332	SLE_NL	Max	20601.10	6529.58	-160.04	-659.89	-489.67
270	140	SX333	SLE_NL	Max	-9947.01	-2265.67	-9.84	-659.89	485.28
270	140	SX346	SLE_NL	Max	-8970.11	-2860.55	247.57	476.41	485.28
270	140	SX345	SLE_NL	Min	19586.22	5478.36	97.37	476.41	-489.67
270	140	SX332	SLE_NL	Min	20601.10	6529.58	-160.04	-659.89	-489.67



Autorità Portuale di Taranto
Interventi per il dragaggio di 2,3 M m³ di sedimenti in area Molo Polisettoriale e per la realizzazione di un primo lotto della cassa di colmata funzionale all'ampliamento del V Sporgente del Porto di Taranto

Allegati alla relazione di calcolo strutturale allineamento "BC"

Data 05/2016
Rev. B
c.d.c.: C296A
514B



270	140	SX333	SLE_NL	Min	-9947.01	-2265.67	-9.84	-659.89	485.28
270	140	SX346	SLE_NL	Min	-8970.11	-2860.55	247.57	476.41	485.28
271	778	DX193	SLU_ENV_NL	Max	273642.66	80595.56	965.14	-3282.09	673.68
271	778	DX180	SLU_ENV_NL	Max	247512.65	75803.01	-3141.62	-23.47	673.68
271	778	DX181	SLU_ENV_NL	Max	51059.42	19076.99	-3691.38	-23.47	1.35
271	778	DX194	SLU_ENV_NL	Max	49997.79	15523.56	2390.66	-3282.09	1.35
271	778	DX193	SLU_ENV_NL	Min	156334.38	45765.96	-1067.67	-8972.63	-28.36
271	778	DX180	SLU_ENV_NL	Min	163430.18	50137.75	-9481.74	-3480.01	-28.36
271	778	DX181	SLU_ENV_NL	Min	4423.36	2914.72	-8056.21	-3480.01	-669.55
271	778	DX194	SLU_ENV_NL	Min	-433.57	-818.25	-1617.42	-8972.63	-669.55
271	778	DX193	SLE_NL	Max	115687.44	33866.81	-790.08	-2428.74	-20.99
271	778	DX180	SLE_NL	Max	120938.33	37101.93	-2324.80	-2575.21	-20.99
271	778	DX181	SLE_NL	Max	3273.29	2156.89	-2731.62	-2575.21	1.00
271	778	DX194	SLE_NL	Max	-320.84	-605.50	-1196.89	-2428.74	1.00
271	778	DX193	SLE_NL	Min	115687.44	33866.81	-790.08	-2428.74	-20.99
271	778	DX180	SLE_NL	Min	120938.33	37101.93	-2324.80	-2575.21	-20.99
271	778	DX181	SLE_NL	Min	3273.29	2156.89	-2731.62	-2575.21	1.00
271	778	DX194	SLE_NL	Min	-320.84	-605.50	-1196.89	-2428.74	1.00
272	141	SX348	SLU_ENV_NL	Max	116164.57	34629.79	706.55	1366.47	-253.61
272	141	SX335	SLU_ENV_NL	Max	122525.05	36151.13	577.46	-524.20	-253.61
272	141	SX336	SLU_ENV_NL	Max	-58145.15	-17095.74	381.51	-524.20	1895.59
272	141	SX349	SLU_ENV_NL	Max	-56348.06	-17358.25	1027.13	1366.47	1895.59
272	141	SX348	SLU_ENV_NL	Min	17563.79	3991.35	5.71	63.45	-1898.91
272	141	SX335	SLU_ENV_NL	Min	16540.19	4634.18	-639.91	-3050.72	-1898.91
272	141	SX336	SLU_ENV_NL	Min	-152912.87	-45976.16	-959.92	-3050.72	251.20
272	141	SX349	SLU_ENV_NL	Min	-151579.01	-45699.04	-830.83	63.45	251.20
272	141	SX348	SLE_NL	Max	12997.20	2953.60	4.23	46.95	-187.67
272	141	SX335	SLE_NL	Max	12239.74	3429.29	-473.53	-387.91	-187.67
272	141	SX336	SLE_NL	Max	-43027.41	-12650.85	282.32	-387.91	185.89
272	141	SX349	SLE_NL	Max	-41697.57	-12845.11	760.07	46.95	185.89
272	141	SX348	SLE_NL	Min	12997.20	2953.60	4.23	46.95	-187.67
272	141	SX335	SLE_NL	Min	12239.74	3429.29	-473.53	-387.91	-187.67
272	141	SX336	SLE_NL	Min	-43027.41	-12650.85	282.32	-387.91	185.89
272	141	SX349	SLE_NL	Min	-41697.57	-12845.11	760.07	46.95	185.89
273	779	DX194	SLU_ENV_NL	Max	26749.32	8431.58	-3208.61	60.28	-12.73
273	779	DX181	SLU_ENV_NL	Max	30076.43	12899.54	1658.84	-80.84	-12.73
273	779	DX182	SLU_ENV_NL	Max	1504.77	2590.72	1403.28	-80.84	1.49
273	779	DX195	SLU_ENV_NL	Max	-744.41	-1128.24	-3292.57	60.28	1.49
273	779	DX194	SLU_ENV_NL	Min	-367.62	-795.53	-7278.81	-633.28	-19.69
273	779	DX181	SLU_ENV_NL	Min	1280.74	1969.00	-2061.23	-601.29	-19.69
273	779	DX182	SLU_ENV_NL	Min	697.76	1566.43	-2145.18	-601.29	-17.53
273	779	DX195	SLU_ENV_NL	Min	-2316.09	-2017.08	-7534.37	-633.28	-17.53
273	779	DX194	SLE_NL	Max	-272.04	-588.69	-2374.38	44.61	-14.57
273	779	DX181	SLE_NL	Max	947.75	1457.06	-1525.31	-59.82	-14.57
273	779	DX182	SLE_NL	Max	516.34	1159.16	-1587.43	-59.82	1.10
273	779	DX195	SLE_NL	Max	-550.86	-834.90	-2436.50	44.61	1.10
273	779	DX194	SLE_NL	Min	-272.04	-588.69	-2374.38	44.61	-14.57
273	779	DX181	SLE_NL	Min	947.75	1457.06	-1525.31	-59.82	-14.57
273	779	DX182	SLE_NL	Min	516.34	1159.16	-1587.43	-59.82	1.10
273	779	DX195	SLE_NL	Min	-550.86	-834.90	-2436.50	44.61	1.10
274	780	DX180	SLU_ENV_NL	Max	231773.14	66766.06	-4592.77	-3701.80	1164.45
274	780	DX167	SLU_ENV_NL	Max	144952.52	44991.31	-1896.00	4193.40	1164.45
274	780	DX168	SLU_ENV_NL	Max	-8077.59	-1417.23	3947.99	4193.40	-49.51
274	780	DX181	SLU_ENV_NL	Max	62829.14	14881.30	-2968.74	-3701.80	-49.51
274	780	DX180	SLU_ENV_NL	Min	162286.22	47381.12	-15787.76	-9984.70	60.06
274	780	DX167	SLU_ENV_NL	Min	79193.69	26649.69	-8730.83	-2971.82	60.06
274	780	DX168	SLU_ENV_NL	Min	-22303.13	-5253.05	-271.97	-2971.82	-963.61
274	780	DX181	SLU_ENV_NL	Min	3673.46	-641.55	-3108.94	-9984.70	-963.61
274	780	DX180	SLE_NL	Max	120091.80	35062.03	-3398.65	-2739.33	44.44
274	780	DX167	SLE_NL	Max	107264.86	33293.57	-1403.04	-2199.15	44.44
274	780	DX168	SLE_NL	Max	-5977.42	-1048.75	-201.26	-2199.15	-36.64
274	780	DX181	SLE_NL	Max	2718.36	-474.75	-2196.87	-2739.33	-36.64
274	780	DX180	SLE_NL	Min	120091.80	35062.03	-3398.65	-2739.33	44.44
274	780	DX167	SLE_NL	Min	107264.86	33293.57	-1403.04	-2199.15	44.44
274	780	DX168	SLE_NL	Min	-5977.42	-1048.75	-201.26	-2199.15	-36.64
274	780	DX181	SLE_NL	Min	2718.36	-474.75	-2196.87	-2739.33	-36.64
275	142	SX326	SLU_ENV_NL	Max	-207.27	273.62	449.78	-8.74	13.44
275	142	SX313	SLU_ENV_NL	Max	1021.53	236.67	899.37	194.52	13.44
275	142	SX314	SLU_ENV_NL	Max	5895.10	1874.55	836.35	194.52	31.74
275	142	SX327	SLU_ENV_NL	Max	5072.36	731.22	432.19	-8.74	31.74
275	142	SX326	SLU_ENV_NL	Min	-288.13	-886.45	-72.08	-121.48	-30.25
275	142	SX313	SLU_ENV_NL	Min	-207.07	28.80	380.15	-510.70	-30.25
275	142	SX314	SLU_ENV_NL	Min	-19279.39	-6050.71	362.57	-510.70	-18.93
275	142	SX327	SLU_ENV_NL	Min	-18911.95	-5528.66	-135.10	-121.48	-18.93
275	142	SX326	SLE_NL	Max	-213.22	-655.97	332.83	-6.47	9.95
275	142	SX313	SLE_NL	Max	-153.24	21.31	281.31	143.95	9.95
275	142	SX314	SLE_NL	Max	4362.37	1387.16	268.30	143.95	-14.01
275	142	SX327	SLE_NL	Max	3753.55	541.10	319.82	-6.47	-14.01
275	142	SX326	SLE_NL	Min	-213.22	-655.97	332.83	-6.47	9.95
275	142	SX313	SLE_NL	Min	-153.24	21.31	281.31	143.95	9.95
275	142	SX314	SLE_NL	Min	4362.37	1387.16	268.30	143.95	-14.01



Autorità Portuale di Taranto
Interventi per il dragaggio di 2,3 M³ di sedimenti in area Molo Polisettoriale e per la realizzazione di un primo lotto della cassa di colmata funzionale all'ampliamento del V Sporgente del Porto di Taranto

Allegati alla relazione di calcolo strutturale allineamento "BC"

Data 05/2016
Rev. B
c.d.c.: C296A
514B



275	142	SX327	SLE_NL	Min	3753.55	541.10	319.82	-6.47	-14.01
276	143	SX327	SLU_ENV_NL	Max	4199.06	462.64	1385.03	23.61	30.07
276	143	SX314	SLU_ENV_NL	Max	5515.50	1767.26	-291.93	513.87	30.07
276	143	SX315	SLU_ENV_NL	Max	21532.07	6928.22	354.51	513.87	72.03
276	143	SX328	SLU_ENV_NL	Max	17767.37	4886.96	1606.16	23.61	72.03
276	143	SX327	SLU_ENV_NL	Min	-16051.65	-4659.06	959.72	-447.44	-59.04
276	143	SX314	SLU_ENV_NL	Min	-19872.60	-6240.18	-582.07	-1377.89	-59.04
276	143	SX315	SLU_ENV_NL	Min	-72984.13	-21917.07	-803.02	-1377.89	-38.99
276	143	SX328	SLU_ENV_NL	Min	-63413.28	-18629.07	1164.07	-447.44	-38.99
276	143	SX327	SLE_NL	Max	3107.30	342.35	1024.92	17.47	22.25
276	143	SX314	SLE_NL	Max	4081.47	1307.77	-430.73	380.26	22.25
276	143	SX315	SLE_NL	Max	15933.73	5126.88	-594.23	380.26	-28.85
276	143	SX328	SLE_NL	Max	13147.85	3616.35	861.42	17.47	-28.85
276	143	SX327	SLE_NL	Min	3107.30	342.35	1024.92	17.47	22.25
276	143	SX314	SLE_NL	Min	4081.47	1307.77	-430.73	380.26	22.25
276	143	SX315	SLE_NL	Min	15933.73	5126.88	-594.23	380.26	-28.85
276	143	SX328	SLE_NL	Min	13147.85	3616.35	861.42	17.47	-28.85
277	144	SX328	SLU_ENV_NL	Max	-58693.92	-18148.03	1336.64	-631.96	1463.36
277	144	SX315	SLU_ENV_NL	Max	-58939.32	-17116.60	840.93	2578.21	1463.36
277	144	SX316	SLU_ENV_NL	Max	130310.98	39480.86	-294.68	2578.21	-751.32
277	144	SX329	SLU_ENV_NL	Max	124231.82	38144.78	-130.15	-631.96	-751.32
277	144	SX328	SLU_ENV_NL	Min	-154270.25	-46040.44	277.39	-832.74	743.32
277	144	SX315	SLU_ENV_NL	Min	-154116.18	-46102.41	112.85	1107.97	743.32
277	144	SX316	SLU_ENV_NL	Min	19130.84	6534.03	-1092.10	1107.97	-1466.75
277	144	SX329	SLU_ENV_NL	Min	16752.67	4564.56	-596.38	-832.74	-1466.75
277	144	SX328	SLE_NL	Max	-43433.50	-13429.54	205.27	-467.65	550.06
277	144	SX315	SLE_NL	Max	-43615.10	-12666.28	83.51	819.90	550.06
277	144	SX316	SLE_NL	Max	14156.82	4835.18	-218.06	819.90	-555.98
277	144	SX329	SLE_NL	Max	12396.97	3377.77	-96.31	-467.65	-555.98
277	144	SX328	SLE_NL	Min	-43433.50	-13429.54	205.27	-467.65	550.06
277	144	SX315	SLE_NL	Min	-43615.10	-12666.28	83.51	819.90	550.06
277	144	SX316	SLE_NL	Min	14156.82	4835.18	-218.06	819.90	-555.98
277	144	SX329	SLE_NL	Min	12396.97	3377.77	-96.31	-467.65	-555.98
278	781	DX181	SLU_ENV_NL	Max	26938.74	3948.73	1334.46	33.30	42.68
278	781	DX168	SLU_ENV_NL	Max	24933.74	9083.46	-941.90	-70.59	42.68
278	781	DX169	SLU_ENV_NL	Max	942.79	2343.86	-683.30	-70.59	-2.26
278	781	DX182	SLU_ENV_NL	Max	82.30	-2079.19	1593.06	33.30	-2.26
278	781	DX181	SLU_ENV_NL	Min	328.24	-1648.59	-2107.38	-952.68	-17.84
278	781	DX168	SLU_ENV_NL	Min	1217.21	1374.68	-1194.03	-136.45	-17.84
278	781	DX169	SLU_ENV_NL	Min	333.62	927.37	-1190.84	-136.45	-79.80
278	781	DX182	SLU_ENV_NL	Min	-528.70	-3659.01	-2104.19	-952.68	-79.80
278	781	DX181	SLE_NL	Max	242.90	-1219.96	-1559.46	24.64	-13.20
278	781	DX168	SLE_NL	Max	900.74	1017.27	-883.58	-52.23	-13.20
278	781	DX169	SLE_NL	Max	246.88	686.25	-881.22	-52.23	-1.67
278	781	DX182	SLE_NL	Max	-391.24	-1538.60	-1557.10	24.64	-1.67
278	781	DX181	SLE_NL	Min	242.90	-1219.96	-1559.46	24.64	-13.20
278	781	DX168	SLE_NL	Min	900.74	1017.27	-883.58	-52.23	-13.20
278	781	DX169	SLE_NL	Min	246.88	686.25	-881.22	-52.23	-1.67
278	781	DX182	SLE_NL	Min	-391.24	-1538.60	-1557.10	24.64	-1.67
279	145	SX331	SLU_ENV_NL	Max	94224.43	28816.40	151.34	580.71	398.83
279	145	SX318	SLU_ENV_NL	Max	95360.70	28127.84	-48.87	603.01	398.83
279	145	SX319	SLU_ENV_NL	Max	28934.60	9327.86	-52.34	603.01	905.24
279	145	SX332	SLU_ENV_NL	Max	27747.68	7622.22	205.90	580.71	905.24
279	145	SX331	SLU_ENV_NL	Min	-14433.72	-5472.09	29.83	-336.05	-898.35
279	145	SX318	SLU_ENV_NL	Min	-14879.23	-4151.21	-210.83	-1521.34	-898.35
279	145	SX319	SLU_ENV_NL	Min	-57656.96	-17779.58	-156.27	-1521.34	-406.89
279	145	SX332	SLU_ENV_NL	Min	-55756.71	-15883.10	26.36	-336.05	-406.89
279	145	SX331	SLE_NL	Max	-10680.95	-4049.35	111.99	-248.68	295.13
279	145	SX318	SLE_NL	Max	-11010.63	-3071.90	-156.02	446.23	295.13
279	145	SX319	SLE_NL	Max	21411.60	6902.61	-115.64	446.23	-301.10
279	145	SX332	SLE_NL	Max	20533.28	5640.44	152.37	-248.68	-301.10
279	145	SX331	SLE_NL	Min	-10680.95	-4049.35	111.99	-248.68	295.13
279	145	SX318	SLE_NL	Min	-11010.63	-3071.90	-156.02	446.23	295.13
279	145	SX319	SLE_NL	Min	21411.60	6902.61	-115.64	446.23	-301.10
279	145	SX332	SLE_NL	Min	20533.28	5640.44	152.37	-248.68	-301.10
280	146	SX332	SLU_ENV_NL	Max	27747.82	7622.26	-28.89	336.05	902.30
280	146	SX319	SLU_ENV_NL	Max	28934.76	9327.90	156.28	1515.71	902.30
280	146	SX320	SLU_ENV_NL	Max	95025.73	28023.88	210.84	1515.71	398.83
280	146	SX333	SLU_ENV_NL	Max	93898.09	28718.55	-29.98	336.05	398.83
280	146	SX332	SLU_ENV_NL	Min	-55371.54	-15767.13	-205.91	-579.51	-406.90
280	146	SX319	SLU_ENV_NL	Min	-57272.55	-17664.67	51.59	-603.02	-406.90
280	146	SX320	SLU_ENV_NL	Min	-14879.53	-4151.32	50.51	-603.02	-895.40
280	146	SX333	SLU_ENV_NL	Min	-14434.00	-5472.20	-151.35	-579.51	-895.40
280	146	SX332	SLE_NL	Max	20533.39	5640.48	-152.38	248.68	-301.10
280	146	SX319	SLE_NL	Max	21411.72	6902.65	115.64	-446.24	-301.10
280	146	SX320	SLE_NL	Max	-11010.86	-3071.98	156.02	-446.24	295.14
280	146	SX333	SLE_NL	Max	-10681.16	-4049.42	-112.00	248.68	295.14
280	146	SX332	SLE_NL	Min	20533.39	5640.48	-152.38	248.68	-301.10
280	146	SX319	SLE_NL	Min	21411.72	6902.65	115.64	-446.24	-301.10
280	146	SX320	SLE_NL	Min	-11010.86	-3071.98	156.02	-446.24	295.14
280	146	SX333	SLE_NL	Min	-10681.16	-4049.42	-112.00	248.68	295.14



Autorità Portuale di Taranto
Interventi per il dragaggio di 2,3 M³ di sedimenti in area Molo Polisettoriale e per la realizzazione di un primo lotto della cassa di colmata funzionale all'ampliamento del V Sporgente del Porto di Taranto

Allegati alla relazione di calcolo strutturale allineamento "BC"

Data 05/2016
Rev. B
c.d.c.: C296A
514B



281	782	DX167	SLU_ENV_NL	Max	170775.15	51332.68	-935.48	-3780.04	169.60
281	782	DX154	SLU_ENV_NL	Max	177892.27	53651.52	2943.37	-999.26	169.60
281	782	DX155	SLU_ENV_NL	Max	16249.77	4790.74	-88.96	-999.26	1.38
281	782	DX168	SLU_ENV_NL	Max	-7546.24	-2447.11	-1883.52	-3780.04	1.38
281	782	DX167	SLU_ENV_NL	Min	80047.03	23638.84	-1248.96	-4544.93	-17.65
281	782	DX154	SLU_ENV_NL	Min	108184.85	33014.08	447.08	-4671.74	-17.65
281	782	DX155	SLU_ENV_NL	Min	-2451.02	-698.63	-187.48	-4671.74	-247.78
281	782	DX168	SLU_ENV_NL	Min	-14003.26	-5379.20	-3967.81	-4544.93	-247.78
281	782	DX167	SLE_NL	Max	126373.61	37986.18	-924.23	-3363.25	-13.06
281	782	DX154	SLE_NL	Max	131640.28	39702.12	330.84	-3457.08	-13.06
281	782	DX155	SLE_NL	Max	-1813.76	-516.99	-138.73	-3457.08	1.02
281	782	DX168	SLE_NL	Max	-5584.21	-1810.86	-1393.81	-3363.25	1.02
281	782	DX167	SLE_NL	Min	126373.61	37986.18	-924.23	-3363.25	-13.06
281	782	DX154	SLE_NL	Min	131640.28	39702.12	330.84	-3457.08	-13.06
281	782	DX155	SLE_NL	Min	-1813.76	-516.99	-138.73	-3457.08	1.02
281	782	DX168	SLE_NL	Min	-5584.21	-1810.86	-1393.81	-3363.25	1.02
282	147	SX335	SLU_ENV_NL	Max	123945.72	38060.03	596.49	831.21	-751.33
282	147	SX322	SLU_ENV_NL	Max	130016.52	39389.56	1091.05	-1107.97	-751.33
282	147	SX323	SLU_ENV_NL	Max	-58939.68	-17116.70	-112.93	-1107.97	1459.84
282	147	SX336	SLU_ENV_NL	Max	-58694.33	-18148.15	-277.34	831.21	1459.84
282	147	SX335	SLU_ENV_NL	Min	16752.72	4564.44	130.22	631.96	-1463.21
282	147	SX322	SLU_ENV_NL	Min	19130.95	6533.94	294.64	-2571.53	-1463.21
282	147	SX323	SLU_ENV_NL	Min	-153573.85	-45941.05	-841.12	-2571.53	743.33
282	147	SX336	SLU_ENV_NL	Min	-153731.23	-45877.36	-1335.68	631.96	743.33
282	147	SX335	SLE_NL	Max	12397.01	3377.69	96.37	467.65	-555.98
282	147	SX322	SLE_NL	Max	14156.90	4835.11	218.03	-819.90	-555.98
282	147	SX323	SLE_NL	Max	-43615.36	-12666.36	-83.57	-819.90	550.06
282	147	SX336	SLE_NL	Max	-43433.80	-13429.63	-205.23	467.65	550.06
282	147	SX335	SLE_NL	Min	12397.01	3377.69	96.37	467.65	-555.98
282	147	SX322	SLE_NL	Min	14156.90	4835.11	218.03	-819.90	-555.98
282	147	SX323	SLE_NL	Min	-43615.36	-12666.36	-83.57	-819.90	550.06
282	147	SX336	SLE_NL	Min	-43433.80	-13429.63	-205.23	467.65	550.06
283	783	DX168	SLU_ENV_NL	Max	27411.90	6976.02	-1362.50	-9.93	58.69
283	783	DX155	SLU_ENV_NL	Max	19899.85	5955.09	-602.85	-54.22	58.69
283	783	DX156	SLU_ENV_NL	Max	-73.00	-147.79	-603.98	-54.22	2.35
283	783	DX169	SLU_ENV_NL	Max	1449.72	-382.47	-689.10	-9.93	2.35
283	783	DX168	SLU_ENV_NL	Min	1092.24	144.69	-1431.45	-1004.45	-4.30
283	783	DX155	SLU_ENV_NL	Min	1199.17	396.17	-2560.79	-252.83	-4.30
283	783	DX156	SLU_ENV_NL	Min	-3052.79	-693.85	-1887.39	-252.83	-54.09
283	783	DX169	SLU_ENV_NL	Min	-131.32	-563.98	-1432.58	-1004.45	-54.09
283	783	DX168	SLE_NL	Max	808.26	107.07	-1059.27	-7.35	-3.18
283	783	DX155	SLE_NL	Max	887.38	293.17	-446.11	-40.12	-3.18
283	783	DX156	SLE_NL	Max	-54.02	-109.37	-446.94	-40.12	1.74
283	783	DX169	SLE_NL	Max	-97.18	-283.03	-1060.11	-7.35	1.74
283	783	DX168	SLE_NL	Min	808.26	107.07	-1059.27	-7.35	-3.18
283	783	DX155	SLE_NL	Min	887.38	293.17	-446.11	-40.12	-3.18
283	783	DX156	SLE_NL	Min	-54.02	-109.37	-446.94	-40.12	1.74
283	783	DX169	SLE_NL	Min	-97.18	-283.03	-1060.11	-7.35	1.74
284	784	DX154	SLU_ENV_NL	Max	179295.45	53301.95	2032.97	557.78	-176.09
284	784	DX141	SLU_ENV_NL	Max	188316.59	56955.93	-503.44	-5885.78	-176.09
284	784	DX142	SLU_ENV_NL	Max	20284.09	8128.99	-1126.43	-5885.78	461.12
284	784	DX155	SLU_ENV_NL	Max	13799.14	4616.35	649.15	557.78	461.12
284	784	DX154	SLU_ENV_NL	Min	110391.85	32376.36	118.54	-3688.64	-507.19
284	784	DX141	SLU_ENV_NL	Min	131332.33	40381.36	-3613.42	-5893.56	-507.19
284	784	DX142	SLU_ENV_NL	Min	-762.58	402.64	-4997.24	-5893.56	153.69
284	784	DX155	SLU_ENV_NL	Min	-4211.90	-1541.41	-504.45	-3688.64	153.69
284	784	DX154	SLE_NL	Max	132678.63	39443.45	87.72	-2729.59	-130.30
284	784	DX141	SLE_NL	Max	139354.28	42147.39	-372.55	-4355.48	-130.30
284	784	DX142	SLE_NL	Max	-564.31	297.95	-833.56	-4355.48	113.73
284	784	DX155	SLE_NL	Max	-3116.81	-1140.65	-373.29	-2729.59	113.73
284	784	DX154	SLE_NL	Min	132678.63	39443.45	87.72	-2729.59	-130.30
284	784	DX141	SLE_NL	Min	139354.28	42147.39	-372.55	-4355.48	-130.30
284	784	DX142	SLE_NL	Min	-564.31	297.95	-833.56	-4355.48	113.73
284	784	DX155	SLE_NL	Min	-3116.81	-1140.65	-373.29	-2729.59	113.73
285	148	SX313	SLU_ENV_NL	Max	1430.49	469.72	626.38	29.39	8.58
285	148	SX300	SLU_ENV_NL	Max	780.36	1069.64	526.40	194.02	8.58
285	148	SX301	SLU_ENV_NL	Max	8109.75	3250.28	374.59	194.02	32.24
285	148	SX314	SLU_ENV_NL	Max	5924.64	1422.47	1046.39	29.39	32.24
285	148	SX313	SLU_ENV_NL	Min	-530.36	-498.24	456.69	-181.92	-22.96
285	148	SX300	SLU_ENV_NL	Min	-1484.33	-965.43	-805.66	-528.53	-22.96
285	148	SX301	SLU_ENV_NL	Min	-24437.01	-7541.17	-385.65	-528.53	-17.64
285	148	SX314	SLU_ENV_NL	Min	-19451.95	-5495.78	304.88	-181.92	-17.64
285	148	SX313	SLE_NL	Max	-392.46	-368.70	337.95	21.75	6.35
285	148	SX300	SLE_NL	Max	577.47	791.53	389.54	143.57	6.35
285	148	SX301	SLE_NL	Max	6001.22	2405.21	277.20	143.57	-13.05
285	148	SX314	SLE_NL	Max	4384.23	1052.63	225.61	21.75	-13.05
285	148	SX313	SLE_NL	Min	-392.46	-368.70	337.95	21.75	6.35
285	148	SX300	SLE_NL	Min	577.47	791.53	389.54	143.57	6.35
285	148	SX301	SLE_NL	Min	6001.22	2405.21	277.20	143.57	-13.05
285	148	SX314	SLE_NL	Min	4384.23	1052.63	225.61	21.75	-13.05
286	149	SX314	SLU_ENV_NL	Max	4867.84	1100.56	-365.98	122.88	21.13



Autorità Portuale di Taranto
Interventi per il dragaggio di 2,3 M m³ di sedimenti in area Molo Polisettoriale e per la realizzazione di un primo lotto della cassa di colmata funzionale all'ampliamento del V Sporgente del Porto di Taranto

Allegati alla relazione di calcolo strutturale allineamento "BC"

Data 05/2016
Rev. B
c.d.c.: C296A
514B



286	149	SX301	SLU_ENV_NL	Max	9135.83	3562.98	1097.25	529.07	21.13
286	149	SX302	SLU_ENV_NL	Max	28231.72	9006.99	1588.03	529.07	68.26
286	149	SX315	SLU_ENV_NL	Max	21658.26	5856.70	178.57	122.88	68.26
286	149	SX314	SLU_ENV_NL	Min	-18689.06	-5255.18	-411.51	-595.99	-56.01
286	149	SX301	SLU_ENV_NL	Min	-22541.02	-6984.10	1043.48	-1478.18	-56.01
286	149	SX302	SLU_ENV_NL	Min	-81488.48	-24914.53	601.04	-1478.18	-36.09
286	149	SX315	SLU_ENV_NL	Min	-73912.28	-22050.73	-907.72	-595.99	-36.09
286	149	SX314	SLE_NL	Max	3602.20	814.41	-304.52	90.93	15.63
286	149	SX301	SLE_NL	Max	6760.51	2636.60	811.96	391.51	15.63
286	149	SX302	SLE_NL	Max	20891.47	6665.17	444.77	391.51	-26.71
286	149	SX315	SLE_NL	Max	16027.11	4333.96	-671.71	90.93	-26.71
286	149	SX314	SLE_NL	Min	3602.20	814.41	-304.52	90.93	15.63
286	149	SX301	SLE_NL	Min	6760.51	2636.60	811.96	391.51	15.63
286	149	SX302	SLE_NL	Min	20891.47	6665.17	444.77	391.51	-26.71
286	149	SX315	SLE_NL	Min	16027.11	4333.96	-671.71	90.93	-26.71
287	150	SX315	SLU_ENV_NL	Max	-59972.03	-18811.32	859.80	4.30	1441.64
287	150	SX302	SLU_ENV_NL	Max	-62161.26	-17931.97	1093.04	1936.80	1441.64
287	150	SX303	SLU_ENV_NL	Max	135100.18	39370.93	49.01	1936.80	-761.71
287	150	SX316	SLU_ENV_NL	Max	130844.96	39324.29	-146.04	4.30	-761.71
287	150	SX315	SLU_ENV_NL	Min	-154778.03	-46372.05	-210.83	-1430.45	762.42
287	150	SX302	SLU_ENV_NL	Min	-154258.56	-46683.96	-15.78	1778.54	762.42
287	150	SX303	SLU_ENV_NL	Min	22104.30	7179.40	-510.52	1778.54	-1450.94
287	150	SX316	SLU_ENV_NL	Min	19065.77	4569.49	-743.76	-1430.45	-1450.94
287	150	SX315	SLE_NL	Max	-44379.30	-13920.38	-156.01	-1058.53	1066.81
287	150	SX302	SLE_NL	Max	-45999.33	-13269.66	-11.68	1433.24	1066.81
287	150	SX303	SLE_NL	Max	16357.18	5312.75	36.26	1433.24	-1073.69
287	150	SX316	SLE_NL	Max	14108.67	3381.42	-108.07	-1058.53	-1073.69
287	150	SX315	SLE_NL	Min	-44379.30	-13920.38	-156.01	-1058.53	1066.81
287	150	SX302	SLE_NL	Min	-45999.33	-13269.66	-11.68	1433.24	1066.81
287	150	SX303	SLE_NL	Min	16357.18	5312.75	36.26	1433.24	-1073.69
287	150	SX316	SLE_NL	Min	14108.67	3381.42	-108.07	-1058.53	-1073.69
288	785	DX155	SLU_ENV_NL	Max	19396.64	6395.66	-591.25	-9.57	7.57
288	785	DX142	SLU_ENV_NL	Max	22212.05	8607.32	-1044.99	-59.89	7.57
288	785	DX143	SLU_ENV_NL	Max	1468.61	2429.47	-1074.37	-59.89	-0.24
288	785	DX156	SLU_ENV_NL	Max	-152.36	-41.78	-620.63	-9.57	-0.24
288	785	DX155	SLU_ENV_NL	Min	1177.86	110.73	-2102.40	-657.29	-7.79
288	785	DX142	SLU_ENV_NL	Min	1754.16	1122.45	-2301.65	-431.56	-7.79
288	785	DX143	SLU_ENV_NL	Min	382.12	798.45	-2596.10	-431.56	-26.30
288	785	DX156	SLU_ENV_NL	Min	-2221.79	-197.91	-2396.85	-657.29	-26.30
288	785	DX155	SLE_NL	Max	871.62	81.94	-437.52	-7.08	-5.77
288	785	DX142	SLE_NL	Max	1298.08	830.61	-773.29	-44.32	-5.77
288	785	DX143	SLE_NL	Max	282.77	590.85	-795.03	-44.32	-0.18
288	785	DX156	SLE_NL	Max	-112.75	-146.45	-459.26	-7.08	-0.18
288	785	DX155	SLE_NL	Min	871.62	81.94	-437.52	-7.08	-5.77
288	785	DX142	SLE_NL	Min	1298.08	830.61	-773.29	-44.32	-5.77
288	785	DX143	SLE_NL	Min	282.77	590.85	-795.03	-44.32	-0.18
288	785	DX156	SLE_NL	Min	-112.75	-146.45	-459.26	-7.08	-0.18
289	151	SX318	SLU_ENV_NL	Max	96142.22	30086.78	-122.09	129.31	34.60
289	151	SX305	SLU_ENV_NL	Max	95263.10	28137.87	244.46	144.12	34.60
289	151	SX306	SLU_ENV_NL	Max	29301.22	9692.49	282.84	144.12	-12.12
289	151	SX319	SLU_ENV_NL	Max	28528.61	7602.72	-105.19	129.31	-12.12
289	151	SX318	SLU_ENV_NL	Min	-15361.84	-5388.05	-275.23	-510.11	0.59
289	151	SX305	SLU_ENV_NL	Min	-14889.12	-3150.46	127.32	-442.03	0.59
289	151	SX306	SLU_ENV_NL	Min	-57875.95	-18462.33	144.21	-442.03	-23.82
289	151	SX319	SLU_ENV_NL	Min	-57426.85	-16366.40	-236.84	-510.11	-23.82
289	151	SX318	SLE_NL	Max	-11367.76	-3987.16	-90.35	95.69	0.43
289	151	SX305	SLE_NL	Max	-11017.95	-2331.34	94.21	106.65	0.43
289	151	SX306	SLE_NL	Max	21682.91	7172.45	106.72	106.65	-8.97
289	151	SX319	SLE_NL	Max	21111.17	5626.01	-77.84	95.69	-8.97
289	151	SX318	SLE_NL	Min	-11367.76	-3987.16	-90.35	95.69	0.43
289	151	SX305	SLE_NL	Min	-11017.95	-2331.34	94.21	106.65	0.43
289	151	SX306	SLE_NL	Min	21682.91	7172.45	106.72	106.65	-8.97
289	151	SX319	SLE_NL	Min	21111.17	5626.01	-77.84	95.69	-8.97
290	152	SX319	SLU_ENV_NL	Max	28528.77	7602.77	235.63	512.28	-12.12
290	152	SX306	SLU_ENV_NL	Max	29301.33	9692.53	-144.25	435.36	-12.12
290	152	SX307	SLU_ENV_NL	Max	94916.91	28035.18	-127.32	435.36	38.40
290	152	SX320	SLU_ENV_NL	Max	95808.08	29990.55	277.25	512.28	38.40
290	152	SX319	SLU_ENV_NL	Min	-57040.50	-16250.00	105.19	-129.32	-27.60
290	152	SX306	SLU_ENV_NL	Min	-57489.60	-18346.92	-286.14	-144.12	-27.60
290	152	SX307	SLU_ENV_NL	Min	-14889.47	-3150.54	-244.51	-144.12	0.58
290	152	SX320	SLU_ENV_NL	Min	-15362.13	-5388.11	122.11	-129.32	0.58
290	152	SX319	SLE_NL	Max	21111.29	5626.05	77.84	-95.70	-8.97
290	152	SX306	SLE_NL	Max	21682.98	7172.47	-106.74	-106.65	-8.97
290	152	SX307	SLE_NL	Max	-11018.21	-2331.40	-94.21	-106.65	0.43
290	152	SX320	SLE_NL	Max	-11367.98	-3987.20	90.36	-95.70	0.43
290	152	SX319	SLE_NL	Min	21111.29	5626.05	77.84	-95.70	-8.97
290	152	SX306	SLE_NL	Min	21682.98	7172.47	-106.74	-106.65	-8.97
290	152	SX307	SLE_NL	Min	-11018.21	-2331.40	-94.21	-106.65	0.43
290	152	SX320	SLE_NL	Min	-11367.98	-3987.20	90.36	-95.70	0.43
291	786	DX141	SLU_ENV_NL	Max	190588.03	56702.08	-824.75	-1479.99	-121.08
291	786	DX128	SLU_ENV_NL	Max	200478.38	60765.02	2284.39	-5509.81	-121.08



Autorità Portuale di Taranto
Interventi per il dragaggio di 2,3 M³ di sedimenti in area Molo Polisettoriale e per la realizzazione di un primo lotto della cassa di colmata funzionale all'ampliamento del V Sporgente del Porto di Taranto

Allegati alla relazione di calcolo strutturale allineamento "BC"

Data 05/2016
Rev. B
c.d.c.: C296A
514B



291	786	DX129	SLU_ENV_NL	Max	20315.62	6261.10	446.74	-5509.81	270.69
291	786	DX142	SLU_ENV_NL	Max	11431.47	1087.93	-1504.19	-1479.99	270.69
291	786	DX141	SLU_ENV_NL	Min	138023.16	40216.46	-3551.13	-4350.83	-334.17
291	786	DX128	SLU_ENV_NL	Min	165730.96	50912.63	619.90	-5795.78	-334.17
291	786	DX129	SLU_ENV_NL	Min	-6.17	425.16	-59.53	-5795.78	95.80
291	786	DX142	SLU_ENV_NL	Min	-3780.95	-1833.27	-5388.78	-4350.83	95.80
291	786	DX141	SLE_NL	Max	141035.14	41959.54	-610.32	-3219.62	-89.60
291	786	DX128	SLE_NL	Max	148354.00	44966.11	458.73	-4288.88	-89.60
291	786	DX129	SLE_NL	Max	-4.57	314.62	-44.05	-4288.88	70.89
291	786	DX142	SLE_NL	Max	-2797.90	-1356.62	-1113.10	-3219.62	70.89
291	786	DX141	SLE_NL	Min	141035.14	41959.54	-610.32	-3219.62	-89.60
291	786	DX128	SLE_NL	Min	148354.00	44966.11	458.73	-4288.88	-89.60
291	786	DX129	SLE_NL	Min	-4.57	314.62	-44.05	-4288.88	70.89
291	786	DX142	SLE_NL	Min	-2797.90	-1356.62	-1113.10	-3219.62	70.89
292	153	SX322	SLU_ENV_NL	Max	130550.60	39239.59	742.23	1430.45	-757.22
292	153	SX309	SLU_ENV_NL	Max	134793.28	39278.58	510.18	-1770.71	-757.22
292	153	SX310	SLU_ENV_NL	Max	-62161.58	-17932.07	15.82	-1770.71	1441.64
292	153	SX323	SLU_ENV_NL	Max	-59972.39	-18811.44	210.75	1430.45	1441.64
292	153	SX322	SLU_ENV_NL	Min	19065.96	4569.67	145.99	-6.88	-1450.94
292	153	SX309	SLU_ENV_NL	Min	22104.55	7179.60	-48.94	-1936.81	-1450.94
292	153	SX310	SLU_ENV_NL	Min	-153709.52	-46520.94	-1091.42	-1936.81	757.96
292	153	SX323	SLU_ENV_NL	Min	-154232.62	-46206.72	-859.37	-6.88	757.96
292	153	SX322	SLE_NL	Max	14108.81	3381.56	108.04	1058.53	-1073.69
292	153	SX309	SLE_NL	Max	16357.37	5312.90	-36.21	-1433.24	-1073.69
292	153	SX310	SLE_NL	Max	-45999.57	-13269.74	11.71	-1433.24	1066.81
292	153	SX323	SLE_NL	Max	-44379.57	-13920.46	155.96	1058.53	1066.81
292	153	SX322	SLE_NL	Min	14108.81	3381.56	108.04	1058.53	-1073.69
292	153	SX309	SLE_NL	Min	16357.37	5312.90	-36.21	-1433.24	-1073.69
292	153	SX310	SLE_NL	Min	-45999.57	-13269.74	11.71	-1433.24	1066.81
292	153	SX323	SLE_NL	Min	-44379.57	-13920.46	155.96	1058.53	1066.81
293	787	DX142	SLU_ENV_NL	Max	20396.21	3827.44	-1087.31	-13.73	20.48
293	787	DX129	SLU_ENV_NL	Max	16876.31	5179.23	-426.07	-66.66	20.48
293	787	DX130	SLU_ENV_NL	Max	-263.59	195.80	-377.82	-66.66	-0.23
293	787	DX143	SLU_ENV_NL	Max	444.29	-857.05	-1039.06	-13.73	-0.23
293	787	DX142	SLU_ENV_NL	Min	1403.68	-256.56	-2672.02	-668.16	-8.17
293	787	DX129	SLU_ENV_NL	Min	1282.47	790.43	-2083.30	-308.30	-8.17
293	787	DX130	SLU_ENV_NL	Min	-1161.23	-348.11	-1731.15	-308.30	-33.52
293	787	DX143	SLU_ENV_NL	Min	-177.75	-2257.86	-2319.87	-668.16	-33.52
293	787	DX142	SLE_NL	Max	1038.72	-189.86	-804.61	-10.16	-6.05
293	787	DX129	SLE_NL	Max	949.03	584.92	-315.29	-49.33	-6.05
293	787	DX130	SLE_NL	Max	-195.05	144.89	-279.59	-49.33	-0.17
293	787	DX143	SLE_NL	Max	-131.53	-634.22	-768.91	-10.16	-0.17
293	787	DX142	SLE_NL	Min	1038.72	-189.86	-804.61	-10.16	-6.05
293	787	DX129	SLE_NL	Min	949.03	584.92	-315.29	-49.33	-6.05
293	787	DX130	SLE_NL	Min	-195.05	144.89	-279.59	-49.33	-0.17
293	787	DX143	SLE_NL	Min	-131.53	-634.22	-768.91	-10.16	-0.17
294	788	DX128	SLU_ENV_NL	Max	202251.64	60195.09	1478.57	-1116.02	-124.65
294	788	DX115	SLU_ENV_NL	Max	208486.74	62755.74	-500.99	-6083.70	-124.65
294	788	DX116	SLU_ENV_NL	Max	14160.20	6139.09	-937.04	-6083.70	459.46
294	788	DX129	SLU_ENV_NL	Max	12854.66	3892.01	586.34	-1116.02	459.46
294	788	DX128	SLU_ENV_NL	Min	172416.59	50697.30	94.47	-4528.60	-496.69
294	788	DX115	SLU_ENV_NL	Min	189357.59	57758.00	-3340.51	-7486.34	-496.69
294	788	DX116	SLU_ENV_NL	Min	136.07	426.38	-4232.74	-7486.34	108.76
294	788	DX129	SLU_ENV_NL	Min	-2373.30	-984.47	-341.58	-4528.60	108.76
294	788	DX128	SLE_NL	Max	149666.21	44544.37	69.91	-3351.16	-92.24
294	788	DX115	SLE_NL	Max	154280.19	46439.25	-370.73	-4501.94	-92.24
294	788	DX116	SLE_NL	Max	100.69	315.52	-693.41	-4501.94	80.49
294	788	DX129	SLE_NL	Max	-1756.24	-728.51	-252.77	-3351.16	80.49
294	788	DX128	SLE_NL	Min	149666.21	44544.37	69.91	-3351.16	-92.24
294	788	DX115	SLE_NL	Min	154280.19	46439.25	-370.73	-4501.94	-92.24
294	788	DX116	SLE_NL	Min	100.69	315.52	-693.41	-4501.94	80.49
294	788	DX129	SLE_NL	Min	-1756.24	-728.51	-252.77	-3351.16	80.49
295	154	SX300	SLU_ENV_NL	Max	15.31	387.08	470.23	87.01	1.71
295	154	SX287	SLU_ENV_NL	Max	434.32	424.54	959.69	161.09	1.71
295	154	SX288	SLU_ENV_NL	Max	8132.78	2873.19	910.33	161.09	11.06
295	154	SX301	SLU_ENV_NL	Max	7624.83	1284.36	471.15	87.01	11.06
295	154	SX300	SLU_ENV_NL	Min	-874.45	-1131.00	-630.87	-323.64	-7.70
295	154	SX287	SLU_ENV_NL	Min	-663.38	-236.25	-199.16	-441.46	-7.70
295	154	SX288	SLU_ENV_NL	Min	-24263.70	-7644.17	-198.23	-441.46	-10.09
295	154	SX301	SLU_ENV_NL	Min	-24481.35	-7008.56	-680.23	-323.64	-10.09
295	154	SX300	SLE_NL	Max	11.33	-836.94	347.97	64.39	1.26
295	154	SX287	SLE_NL	Max	321.40	314.16	-147.38	119.21	1.26
295	154	SX288	SLE_NL	Max	6018.26	2126.16	-146.69	119.21	-7.47
295	154	SX301	SLE_NL	Max	5642.38	950.42	348.65	64.39	-7.47
295	154	SX300	SLE_NL	Min	11.33	-836.94	347.97	64.39	1.26
295	154	SX287	SLE_NL	Min	321.40	314.16	-147.38	119.21	1.26
295	154	SX288	SLE_NL	Min	6018.26	2126.16	-146.69	119.21	-7.47
295	154	SX301	SLE_NL	Min	5642.38	950.42	348.65	64.39	-7.47
296	155	SX301	SLU_ENV_NL	Max	8201.63	1454.21	936.14	255.98	10.97
296	155	SX288	SLU_ENV_NL	Max	9080.39	3160.66	-414.00	480.15	10.97
296	155	SX289	SLU_ENV_NL	Max	29654.79	9624.33	777.98	480.15	41.60



Autorità Portuale di Taranto
Interventi per il dragaggio di 2,3 M³ di sedimenti in area Molo Polisettoriale e per la realizzazione di un primo lotto della cassa di colmata funzionale all'ampliamento del V Sporgente del Porto di Taranto

Allegati alla relazione di calcolo strutturale allineamento "BC"

Data 05/2016
Rev. B
c.d.c.: C296A
514B



296	155	SX302	SLU_ENV_NL	Max	28146.65	7718.21	1795.02	255.98	41.60
296	155	SX301	SLU_ENV_NL	Min	-21642.04	-6153.35	603.03	-912.56	-18.18
296	155	SX288	SLU_ENV_NL	Min	-32279.71	-10052.39	-665.18	-1336.88	-18.18
296	155	SX289	SLU_ENV_NL	Min	-95868.51	-28908.68	-735.85	-1336.88	-20.61
296	155	SX302	SLU_ENV_NL	Min	-81871.34	-24024.89	865.47	-912.56	-20.61
296	155	SX301	SLE_NL	Max	6069.21	1076.11	692.74	189.42	8.12
296	155	SX288	SLE_NL	Max	6719.49	2338.89	-492.23	355.31	8.12
296	155	SX289	SLE_NL	Max	21944.54	7122.00	-544.53	355.31	-15.25
296	155	SX302	SLE_NL	Max	20828.52	5711.47	640.45	189.42	-15.25
296	155	SX301	SLE_NL	Min	6069.21	1076.11	692.74	189.42	8.12
296	155	SX288	SLE_NL	Min	6719.49	2338.89	-492.23	355.31	8.12
296	155	SX289	SLE_NL	Min	21944.54	7122.00	-544.53	355.31	-15.25
296	155	SX302	SLE_NL	Min	20828.52	5711.47	640.45	189.42	-15.25
297	156	SX302	SLU_ENV_NL	Max	-63752.51	-20143.09	1782.23	1157.15	2403.21
297	156	SX289	SLU_ENV_NL	Max	-66647.77	-18974.89	905.43	3086.84	2403.21
297	156	SX290	SLU_ENV_NL	Max	139893.15	42329.00	-311.67	3086.84	220.65
297	156	SX303	SLU_ENV_NL	Max	136258.24	42638.96	-351.70	1157.15	220.65
297	156	SX302	SLU_ENV_NL	Min	-154127.51	-45654.94	130.40	-2524.37	-220.75
297	156	SX289	SLU_ENV_NL	Min	-150386.42	-45310.85	170.43	643.32	-220.75
297	156	SX290	SLU_ENV_NL	Min	28453.41	9573.04	-1527.83	643.32	-2416.99
297	156	SX303	SLU_ENV_NL	Min	22549.53	5570.42	-651.02	-2524.37	-2416.99
297	156	SX302	SLE_NL	Max	-47176.86	-14905.88	96.50	-1868.03	1778.37
297	156	SX289	SLE_NL	Max	-49319.35	-14041.42	126.12	2284.26	1778.37
297	156	SX290	SLE_NL	Max	21055.52	7084.05	-230.64	2284.26	-1788.57
297	156	SX303	SLE_NL	Max	16686.65	4122.11	-260.25	-1868.03	-1788.57
297	156	SX302	SLE_NL	Min	-47176.86	-14905.88	96.50	-1868.03	1778.37
297	156	SX289	SLE_NL	Min	-49319.35	-14041.42	126.12	2284.26	1778.37
297	156	SX290	SLE_NL	Min	21055.52	7084.05	-230.64	2284.26	-1788.57
297	156	SX303	SLE_NL	Min	16686.65	4122.11	-260.25	-1868.03	-1788.57
298	789	DX129	SLU_ENV_NL	Max	16196.39	4986.77	-366.36	26.88	38.34
298	789	DX116	SLU_ENV_NL	Max	15428.99	6427.49	-924.95	-102.41	38.34
298	789	DX117	SLU_ENV_NL	Max	652.63	1954.55	-992.40	-102.41	8.56
298	789	DX130	SLU_ENV_NL	Max	-449.58	-49.88	-433.82	26.88	8.56
298	789	DX129	SLU_ENV_NL	Min	1222.25	121.27	-1957.71	-705.25	-15.41
298	789	DX116	SLU_ENV_NL	Min	2348.85	1063.13	-1715.77	-132.84	-15.41
298	789	DX117	SLU_ENV_NL	Min	2.22	469.36	-1675.53	-132.84	-52.12
298	789	DX130	SLU_ENV_NL	Min	-553.51	-302.20	-1917.47	-705.25	-52.12
298	789	DX129	SLE_NL	Max	904.47	89.74	-271.11	19.89	-11.40
298	789	DX116	SLE_NL	Max	1738.15	786.72	-684.46	-98.30	-11.40
298	789	DX117	SLE_NL	Max	1.65	347.33	-734.38	-98.30	6.33
298	789	DX130	SLE_NL	Max	-409.60	-223.63	-321.02	19.89	6.33
298	789	DX129	SLE_NL	Min	904.47	89.74	-271.11	19.89	-11.40
298	789	DX116	SLE_NL	Min	1738.15	786.72	-684.46	-98.30	-11.40
298	789	DX117	SLE_NL	Min	1.65	347.33	-734.38	-98.30	6.33
298	789	DX130	SLE_NL	Min	-409.60	-223.63	-321.02	19.89	6.33
299	157	SX305	SLU_ENV_NL	Max	95375.21	29678.16	262.80	841.83	1318.23
299	157	SX292	SLU_ENV_NL	Max	91350.32	26314.40	-279.95	1064.26	1318.23
299	157	SX293	SLU_ENV_NL	Max	28206.99	9603.37	18.26	1064.26	600.06
299	157	SX306	SLU_ENV_NL	Max	28447.14	7293.30	258.04	841.83	600.06
299	157	SX305	SLU_ENV_NL	Min	-15802.11	-6641.49	-178.03	-1991.36	-614.44
299	157	SX292	SLU_ENV_NL	Min	-13930.79	-3555.50	-313.31	-573.65	-614.44
299	157	SX293	SLU_ENV_NL	Min	-55275.11	-17669.50	-284.71	-573.65	-1303.52
299	157	SX306	SLU_ENV_NL	Min	-56641.24	-15513.24	153.54	-1991.36	-1303.52
299	157	SX305	SLE_NL	Max	-11693.56	-4914.70	194.47	622.95	-454.68
299	157	SX292	SLE_NL	Max	-10308.79	-2631.07	-207.16	-424.50	-454.68
299	157	SX293	SLE_NL	Max	20873.17	7106.50	-210.68	-424.50	444.04
299	157	SX306	SLE_NL	Max	21050.89	5397.04	190.95	622.95	444.04
299	157	SX305	SLE_NL	Min	-11693.56	-4914.70	194.47	622.95	-454.68
299	157	SX292	SLE_NL	Min	-10308.79	-2631.07	-207.16	-424.50	-454.68
299	157	SX293	SLE_NL	Min	20873.17	7106.50	-210.68	-424.50	444.04
299	157	SX306	SLE_NL	Min	21050.89	5397.04	190.95	622.95	444.04
300	158	SX306	SLU_ENV_NL	Max	28447.24	7293.32	-157.57	1994.69	600.07
300	158	SX293	SLU_ENV_NL	Max	28207.09	9603.41	284.74	573.67	600.07
300	158	SX294	SLU_ENV_NL	Max	90986.20	26200.41	316.08	573.67	1323.07
300	158	SX307	SLU_ENV_NL	Max	95026.45	29573.34	178.32	1994.69	1323.07
300	158	SX306	SLU_ENV_NL	Min	-56252.39	-15395.94	-258.04	-841.86	-1308.33
300	158	SX293	SLU_ENV_NL	Min	-54887.25	-17553.79	-19.82	-1072.20	-1308.33
300	158	SX294	SLU_ENV_NL	Min	-13931.06	-3555.61	279.95	-1072.20	-614.45
300	158	SX307	SLU_ENV_NL	Min	-15802.47	-6641.63	-262.83	-841.86	-614.45
300	158	SX306	SLE_NL	Max	21050.96	5397.06	-190.95	-622.97	444.05
300	158	SX293	SLE_NL	Max	20873.24	7106.52	210.71	424.52	444.05
300	158	SX294	SLE_NL	Max	-10308.98	-2631.15	207.16	424.52	-454.69
300	158	SX307	SLE_NL	Max	-11693.83	-4914.81	-194.49	-622.97	-454.69
300	158	SX306	SLE_NL	Min	21050.96	5397.06	-190.95	-622.97	444.05
300	158	SX293	SLE_NL	Min	20873.24	7106.52	210.71	424.52	444.05
300	158	SX294	SLE_NL	Min	-10308.98	-2631.15	207.16	424.52	-454.69
300	158	SX307	SLE_NL	Min	-11693.83	-4914.81	-194.49	-622.97	-454.69
301	790	DX115	SLU_ENV_NL	Max	209402.15	62537.89	-934.83	-3453.89	-6.22
301	790	DX102	SLU_ENV_NL	Max	215679.49	65974.33	1998.15	-5411.04	-6.22
301	790	DX103	SLU_ENV_NL	Max	11498.81	3770.07	733.43	-5411.04	215.98
301	790	DX116	SLU_ENV_NL	Max	6096.14	-211.60	-1318.67	-3453.89	215.98



Autorità Portuale di Taranto
Interventi per il dragaggio di 2,3 M m³ di sedimenti in area Molo Polisettoriale e per la realizzazione di un primo lotto della cassa di colmata funzionale all'ampliamento del V Sporgente del Porto di Taranto

Allegati alla relazione di calcolo strutturale allineamento "BC"

Data 05/2016
Rev. B
c.d.c.: C296A
514B



301	790	DX115	SLU_ENV_NL	Min	195483.85	57649.38	-3482.06	-5440.01	-265.20
301	790	DX102	SLU_ENV_NL	Min	213864.91	64777.39	335.63	-6659.70	-265.20
301	790	DX103	SLU_ENV_NL	Min	2222.88	1126.80	-48.21	-6659.70	-10.57
301	790	DX116	SLU_ENV_NL	Min	-1222.39	-832.61	-4746.77	-5440.01	-10.57
301	790	DX115	SLE_NL	Max	154957.59	46278.04	-691.78	-4025.60	-4.61
301	790	DX102	SLE_NL	Max	158260.04	47935.26	248.36	-4004.17	-4.61
301	790	DX103	SLE_NL	Max	1644.93	833.83	-35.68	-4004.17	-7.82
301	790	DX116	SLE_NL	Max	-904.57	-616.13	-975.82	-4025.60	-7.82
301	790	DX115	SLE_NL	Min	154957.59	46278.04	-691.78	-4025.60	-4.61
301	790	DX102	SLE_NL	Min	158260.04	47935.26	248.36	-4004.17	-4.61
301	790	DX103	SLE_NL	Min	1644.93	833.83	-35.68	-4004.17	-7.82
301	790	DX116	SLE_NL	Min	-904.57	-616.13	-975.82	-4025.60	-7.82
302	159	SX309	SLU_ENV_NL	Max	135949.08	42547.14	650.74	2524.37	226.38
302	159	SX296	SLU_ENV_NL	Max	139569.00	42227.46	1525.68	-633.97	226.38
302	159	SX297	SLU_ENV_NL	Max	-66648.22	-18975.02	-170.45	-633.97	2403.21
302	159	SX310	SLU_ENV_NL	Max	-63752.83	-20143.18	-130.31	2524.37	2403.21
302	159	SX309	SLU_ENV_NL	Min	22549.70	5570.35	351.72	-1161.09	-2416.99
302	159	SX296	SLU_ENV_NL	Min	28453.47	9572.94	311.59	-3086.85	-2416.99
302	159	SX297	SLU_ENV_NL	Min	-149828.72	-45145.39	-905.41	-3086.85	-226.44
302	159	SX310	SLU_ENV_NL	Min	-153574.59	-45487.07	-1780.34	-1161.09	-226.44
302	159	SX309	SLE_NL	Max	16686.77	4122.06	260.27	1868.03	-1788.57
302	159	SX296	SLE_NL	Max	21055.57	7083.98	230.57	-2284.27	-1788.57
302	159	SX297	SLE_NL	Max	-49319.68	-14041.51	-126.13	-2284.27	1778.38
302	159	SX310	SLE_NL	Max	-47177.10	-14905.95	-96.43	1868.03	1778.38
302	159	SX309	SLE_NL	Min	16686.77	4122.06	260.27	1868.03	-1788.57
302	159	SX296	SLE_NL	Min	21055.57	7083.98	230.57	-2284.27	-1788.57
302	159	SX297	SLE_NL	Min	-49319.68	-14041.51	-126.13	-2284.27	1778.38
302	159	SX310	SLE_NL	Min	-47177.10	-14905.95	-96.43	1868.03	1778.38
303	791	DX116	SLU_ENV_NL	Max	13453.06	2033.63	-913.18	160.78	25.88
303	791	DX103	SLU_ENV_NL	Max	9146.73	3026.29	-430.42	-107.72	25.88
303	791	DX104	SLU_ENV_NL	Max	-368.18	246.16	-521.37	-107.72	34.91
303	791	DX117	SLU_ENV_NL	Max	139.33	-794.23	-1004.13	160.78	34.91
303	791	DX116	SLU_ENV_NL	Min	2567.33	311.12	-1935.50	-522.11	-44.97
303	791	DX103	SLU_ENV_NL	Min	4444.40	1786.43	-1927.70	-371.57	-44.97
303	791	DX104	SLU_ENV_NL	Min	-2043.20	-336.22	-1508.21	-371.57	-36.30
303	791	DX117	SLU_ENV_NL	Min	-820.94	-1949.03	-1516.01	-522.11	-36.30
303	791	DX116	SLE_NL	Max	1899.83	230.23	-675.75	118.98	-33.28
303	791	DX103	SLE_NL	Max	3288.85	1321.96	-318.51	-274.96	-33.28
303	791	DX104	SLE_NL	Max	-272.46	182.16	-385.81	-274.96	25.83
303	791	DX117	SLE_NL	Max	-607.49	-587.73	-743.05	118.98	25.83
303	791	DX116	SLE_NL	Min	1899.83	230.23	-675.75	118.98	-33.28
303	791	DX103	SLE_NL	Min	3288.85	1321.96	-318.51	-274.96	-33.28
303	791	DX104	SLE_NL	Min	-272.46	182.16	-385.81	-274.96	25.83
303	791	DX117	SLE_NL	Min	-607.49	-587.73	-743.05	118.98	25.83
304	792	DX102	SLU_ENV_NL	Max	219780.58	64972.69	1163.97	-3795.57	16.70
304	792	DX89	SLU_ENV_NL	Max	229069.86	69357.94	-746.33	-5229.97	16.70
304	792	DX90	SLU_ENV_NL	Max	8178.68	3919.02	-1157.76	-5229.97	254.76
304	792	DX103	SLU_ENV_NL	Max	6543.25	1923.51	643.74	-3795.57	254.76
304	792	DX102	SLU_ENV_NL	Min	213217.25	63365.95	-76.89	-5555.85	-280.29
304	792	DX89	SLU_ENV_NL	Min	216202.31	64971.74	-2913.26	-7360.30	-280.29
304	792	DX90	SLU_ENV_NL	Min	7498.53	2554.12	-3433.49	-7360.30	-32.22
304	792	DX103	SLU_ENV_NL	Min	2193.17	280.31	-488.32	-5555.85	-32.22
304	792	DX102	SLE_NL	Max	157780.77	46890.80	-56.90	-4111.33	12.36
304	792	DX89	SLE_NL	Max	159989.71	48079.09	-552.28	-3870.18	12.36
304	792	DX90	SLE_NL	Max	5548.92	1890.05	-856.74	-3870.18	-23.84
304	792	DX103	SLE_NL	Max	1622.94	207.43	-361.36	-4111.33	-23.84
304	792	DX102	SLE_NL	Min	157780.77	46890.80	-56.90	-4111.33	12.36
304	792	DX89	SLE_NL	Min	159989.71	48079.09	-552.28	-3870.18	12.36
304	792	DX90	SLE_NL	Min	5548.92	1890.05	-856.74	-3870.18	-23.84
304	792	DX103	SLE_NL	Min	1622.94	207.43	-361.36	-4111.33	-23.84
305	160	SX287	SLU_ENV_NL	Max	84.51	91.31	956.36	233.92	57.28
305	160	SX274	SLU_ENV_NL	Max	678.75	1094.53	1185.36	-3.25	57.28
305	160	SX275	SLU_ENV_NL	Max	7374.70	3231.18	1027.11	-3.25	13.68
305	160	SX288	SLU_ENV_NL	Max	7619.99	1409.03	798.11	233.92	13.68
305	160	SX287	SLU_ENV_NL	Min	-822.28	-986.64	-204.35	-699.75	-24.09
305	160	SX274	SLU_ENV_NL	Min	-989.41	-973.46	-851.74	-3.26	-24.09
305	160	SX275	SLU_ENV_NL	Min	-21421.12	-7132.48	-801.48	-3.26	-53.66
305	160	SX288	SLU_ENV_NL	Min	-23765.58	-6841.03	-154.09	-699.75	-53.66
305	160	SX287	SLE_NL	Max	62.54	-730.11	-151.22	173.10	-17.83
305	160	SX274	SLE_NL	Max	502.27	809.95	-630.29	-2.42	-17.83
305	160	SX275	SLE_NL	Max	5457.28	2391.08	-593.10	-2.42	10.13
305	160	SX288	SLE_NL	Max	5638.79	1042.68	-114.03	173.10	10.13
305	160	SX287	SLE_NL	Min	62.54	-730.11	-151.22	173.10	-17.83
305	160	SX274	SLE_NL	Min	502.27	809.95	-630.29	-2.42	-17.83
305	160	SX275	SLE_NL	Min	5457.28	2391.08	-593.10	-2.42	10.13
305	160	SX288	SLE_NL	Min	5638.79	1042.68	-114.03	173.10	10.13
306	161	SX288	SLU_ENV_NL	Max	8821.94	1777.44	922.32	619.64	104.20
306	161	SX275	SLU_ENV_NL	Max	8397.32	3530.15	960.70	69.32	104.20
306	161	SX276	SLU_ENV_NL	Max	26219.37	8764.17	9.50	69.32	35.02
306	161	SX289	SLU_ENV_NL	Max	28923.09	7707.06	-535.15	619.64	35.02
306	161	SX288	SLU_ENV_NL	Min	-32740.00	-9553.71	-750.22	-1873.28	-42.51



Autorità Portuale di Taranto
Interventi per il dragaggio di 2,3 M m³ di sedimenti in area Molo Polisettoriale e per la realizzazione di un primo lotto della cassa di colmata funzionale all'ampliamento del V Sporgente del Porto di Taranto

Allegati alla relazione di calcolo strutturale allineamento "BC"

Data 05/2016
Rev. B
c.d.c.: C296A
514B



306	161	SX275	SLU_ENV_NL	Min	-18490.08	-6232.81	-205.57	-212.95	-42.51
306	161	SX276	SLU_ENV_NL	Min	-71011.79	-21986.89	-958.51	-212.95	-129.69
306	161	SX289	SLU_ENV_NL	Min	-95052.68	-28222.23	-996.90	-1873.28	-129.69
306	161	SX288	SLE_NL	Max	6528.24	1315.30	-555.16	458.54	-31.46
306	161	SX275	SLE_NL	Max	6214.02	2612.31	-152.12	51.30	-31.46
306	161	SX276	SLE_NL	Max	19402.33	6485.49	7.03	51.30	25.91
306	161	SX289	SLE_NL	Max	21403.09	5703.22	-396.01	458.54	25.91
306	161	SX288	SLE_NL	Min	6528.24	1315.30	-555.16	458.54	-31.46
306	161	SX275	SLE_NL	Min	6214.02	2612.31	-152.12	51.30	-31.46
306	161	SX276	SLE_NL	Min	19402.33	6485.49	7.03	51.30	25.91
306	161	SX289	SLE_NL	Min	21403.09	5703.22	-396.01	458.54	25.91
307	162	SX289	SLU_ENV_NL	Max	-69047.21	-22112.40	-219.43	2772.56	3621.84
307	162	SX276	SLU_ENV_NL	Max	-74723.16	-21090.22	-47.96	4551.04	3621.84
307	162	SX277	SLU_ENV_NL	Max	134517.42	39259.25	217.36	4551.04	1624.28
307	162	SX290	SLU_ENV_NL	Max	139849.83	43471.55	679.57	2772.56	1624.28
307	162	SX289	SLU_ENV_NL	Min	-149733.99	-44423.00	-738.90	-3900.80	-1608.81
307	162	SX276	SLU_ENV_NL	Min	-150435.26	-46017.56	-1201.11	-991.09	-1608.81
307	162	SX277	SLU_ENV_NL	Min	36797.75	12245.88	-82.36	-991.09	-3638.54
307	162	SX290	SLU_ENV_NL	Min	29139.61	6999.73	-253.83	-3900.80	-3638.54
307	162	SX289	SLE_NL	Max	-51094.94	-16363.18	-162.38	-2886.59	2680.16
307	162	SX276	SLE_NL	Max	-55295.14	-15606.76	-35.49	3367.77	2680.16
307	162	SX277	SLE_NL	Max	27230.33	9061.95	-60.95	3367.77	-2692.52
307	162	SX290	SLE_NL	Max	21563.31	5179.80	-187.83	-2886.59	-2692.52
307	162	SX289	SLE_NL	Min	-51094.94	-16363.18	-162.38	-2886.59	2680.16
307	162	SX276	SLE_NL	Min	-55295.14	-15606.76	-35.49	3367.77	2680.16
307	162	SX277	SLE_NL	Min	27230.33	9061.95	-60.95	3367.77	-2692.52
307	162	SX290	SLE_NL	Min	21563.31	5179.80	-187.83	-2886.59	-2692.52
308	793	DX103	SLU_ENV_NL	Max	8692.18	2624.71	-279.69	141.07	-1.32
308	793	DX90	SLU_ENV_NL	Max	11328.21	4807.36	-1229.76	-218.08	-1.32
308	793	DX91	SLU_ENV_NL	Max	1435.13	1629.01	-1463.96	-218.08	43.02
308	793	DX104	SLU_ENV_NL	Max	-1396.06	-568.91	-677.68	141.07	43.02
308	793	DX103	SLU_ENV_NL	Min	5033.36	1138.47	-1604.34	-317.83	-58.01
308	793	DX90	SLU_ENV_NL	Min	10222.37	3365.17	-1407.91	-532.19	-58.01
308	793	DX91	SLU_ENV_NL	Min	956.09	953.37	-1805.90	-532.19	-16.29
308	793	DX104	SLU_ENV_NL	Min	-1785.37	-590.35	-1838.54	-317.83	-16.29
308	793	DX103	SLE_NL	Max	3724.69	842.47	-206.97	104.39	-42.93
308	793	DX90	SLE_NL	Max	7564.56	2490.23	-1041.85	-393.82	-42.93
308	793	DX91	SLE_NL	Max	1062.00	705.49	-1336.37	-393.82	31.83
308	793	DX104	SLE_NL	Max	-1033.09	-421.00	-501.48	104.39	31.83
308	793	DX103	SLE_NL	Min	3724.69	842.47	-206.97	104.39	-42.93
308	793	DX90	SLE_NL	Min	7564.56	2490.23	-1041.85	-393.82	-42.93
308	793	DX91	SLE_NL	Min	1062.00	705.49	-1336.37	-393.82	31.83
308	793	DX104	SLE_NL	Min	-1033.09	-421.00	-501.48	104.39	31.83
309	163	SX292	SLU_ENV_NL	Max	91258.17	29687.57	-124.59	1719.68	3114.39
309	163	SX279	SLU_ENV_NL	Max	83341.01	24107.55	203.61	3187.87	3114.39
309	163	SX280	SLU_ENV_NL	Max	25642.68	9296.83	565.20	3187.87	1363.03
309	163	SX293	SLU_ENV_NL	Max	26796.99	6460.10	-191.77	1719.68	1363.03
309	163	SX292	SLU_ENV_NL	Min	-14075.67	-5595.12	-723.63	-4047.16	-1382.88
309	163	SX279	SLU_ENV_NL	Min	-10487.07	-986.64	98.43	-1480.64	-1382.88
309	163	SX280	SLU_ENV_NL	Min	-49032.58	-16646.49	136.43	-1480.64	-3093.34
309	163	SX293	SLU_ENV_NL	Min	-53167.78	-14325.39	-256.85	-4047.16	-3093.34
309	163	SX292	SLE_NL	Max	-10415.99	-4140.39	-92.20	1272.57	-1023.33
309	163	SX279	SLE_NL	Max	-7760.43	-730.12	150.67	-1095.67	-1023.33
309	163	SX280	SLE_NL	Max	18975.58	6879.65	100.96	-1095.67	1008.64
309	163	SX293	SLE_NL	Max	19829.77	4780.47	-141.91	1272.57	1008.64
309	163	SX292	SLE_NL	Min	-10415.99	-4140.39	-92.20	1272.57	-1023.33
309	163	SX279	SLE_NL	Min	-7760.43	-730.12	150.67	-1095.67	-1023.33
309	163	SX280	SLE_NL	Min	18975.58	6879.65	100.96	-1095.67	1008.64
309	163	SX293	SLE_NL	Min	19829.77	4780.47	-141.91	1272.57	1008.64
310	164	SX293	SLU_ENV_NL	Max	26797.07	6460.11	254.50	4052.15	1363.07
310	164	SX280	SLU_ENV_NL	Max	25642.59	9296.81	-136.46	1480.69	1363.07
310	164	SX281	SLU_ENV_NL	Max	82956.01	23993.72	-97.73	1480.69	3120.69
310	164	SX294	SLU_ENV_NL	Max	90894.65	29584.09	727.32	4052.15	3120.69
310	164	SX293	SLU_ENV_NL	Min	-52776.64	-14207.25	191.76	-1719.74	-3099.60
310	164	SX280	SLU_ENV_NL	Min	-48641.88	-16530.08	-570.55	-3197.60	-3099.60
310	164	SX281	SLU_ENV_NL	Min	-10487.29	-986.69	-203.59	-3197.60	-1382.91
310	164	SX294	SLU_ENV_NL	Min	-14075.90	-5595.17	124.63	-1719.74	-1382.91
310	164	SX293	SLE_NL	Max	19829.83	4780.48	141.90	-1272.61	1008.67
310	164	SX280	SLE_NL	Max	18975.51	6879.64	-100.98	1095.71	1008.67
310	164	SX281	SLE_NL	Max	-7760.59	-730.15	-150.66	1095.71	-1023.35
310	164	SX294	SLE_NL	Max	-10416.16	-4140.43	92.23	-1272.61	-1023.35
310	164	SX293	SLE_NL	Min	19829.83	4780.48	141.90	-1272.61	1008.67
310	164	SX280	SLE_NL	Min	18975.51	6879.64	-100.98	1095.71	1008.67
310	164	SX281	SLE_NL	Min	-7760.59	-730.15	-150.66	1095.71	-1023.35
310	164	SX294	SLE_NL	Min	-10416.16	-4140.43	92.23	-1272.61	-1023.35
311	794	DX89	SLU_ENV_NL	Max	231804.43	68987.06	-1416.68	-5489.56	122.94
311	794	DX76	SLU_ENV_NL	Max	242203.55	73754.10	1972.26	-4386.01	122.94
311	794	DX77	SLU_ENV_NL	Max	10258.67	3824.89	1254.48	-4386.01	50.46
311	794	DX90	SLU_ENV_NL	Max	8678.08	2125.07	-1292.26	-5489.56	50.46
311	794	DX89	SLU_ENV_NL	Min	214615.44	64043.06	-3231.99	-6076.48	-81.65
311	794	DX76	SLU_ENV_NL	Min	211466.91	64304.62	-383.53	-6369.71	-81.65



Autorità Portuale di Taranto
Interventi per il dragaggio di 2,3 M³ di sedimenti in area Molo Polisettoriale e per la realizzazione di un primo lotto della cassa di colmata funzionale all'ampliamento del V Sporgente del Porto di Taranto

Allegati alla relazione di calcolo strutturale allineamento "BC"

Data 05/2016
Rev. B
c.d.c.: C296A
514B



311	794	DX77	SLU_ENV_NL	Min	8439.35	2728.98	-259.11	-6369.71	-130.79
311	794	DX90	SLU_ENV_NL	Min	4067.02	-300.42	-3949.77	-6076.48	-130.79
311	794	DX89	SLE_NL	Max	158815.43	47391.86	-1048.34	-4496.59	90.98
311	794	DX76	SLE_NL	Max	156485.51	47585.42	-283.81	-3245.65	90.98
311	794	DX77	SLE_NL	Max	7591.42	2830.42	-191.74	-3245.65	-96.78
311	794	DX90	SLE_NL	Max	6421.78	1572.55	-956.27	-4496.59	-96.78
311	794	DX89	SLE_NL	Min	158815.43	47391.86	-1048.34	-4496.59	90.98
311	794	DX76	SLE_NL	Min	156485.51	47585.42	-283.81	-3245.65	90.98
311	794	DX77	SLE_NL	Min	7591.42	2830.42	-191.74	-3245.65	-96.78
311	794	DX90	SLE_NL	Min	6421.78	1572.55	-956.27	-4496.59	-96.78
312	165	SX296	SLU_ENV_NL	Max	139525.39	43379.39	253.82	3900.80	1631.60
312	165	SX283	SLU_ENV_NL	Max	134171.62	39155.47	82.45	1002.38	1631.60
312	165	SX284	SLU_ENV_NL	Max	-74723.45	-21090.31	1203.91	1002.38	3621.84
312	165	SX297	SLU_ENV_NL	Max	-69047.67	-22112.54	739.67	3900.80	3621.84
312	165	SX296	SLU_ENV_NL	Min	29139.75	6999.88	-682.56	-2778.26	-3638.54
312	165	SX283	SLU_ENV_NL	Min	36798.05	12246.08	-218.32	-4551.04	-3638.54
312	165	SX284	SLU_ENV_NL	Min	-149867.24	-45849.60	47.96	-4551.04	-1616.09
312	165	SX297	SLU_ENV_NL	Min	-149171.48	-44251.88	219.33	-2778.26	-1616.09
312	165	SX296	SLE_NL	Max	21563.41	5179.91	187.83	2886.59	-2692.52
312	165	SX283	SLE_NL	Max	27230.56	9062.10	61.02	-3367.77	-2692.52
312	165	SX284	SLE_NL	Max	-55295.36	-15606.83	35.49	-3367.77	2680.16
312	165	SX297	SLE_NL	Max	-51095.27	-16363.28	162.30	2886.59	2680.16
312	165	SX296	SLE_NL	Min	21563.41	5179.91	187.83	2886.59	-2692.52
312	165	SX283	SLE_NL	Min	27230.56	9062.10	61.02	-3367.77	-2692.52
312	165	SX284	SLE_NL	Min	-55295.36	-15606.83	35.49	-3367.77	2680.16
312	165	SX297	SLE_NL	Min	-51095.27	-16363.28	162.30	2886.59	2680.16
313	795	DX90	SLU_ENV_NL	Max	10847.34	2758.47	-1483.66	0.57	-23.75
313	795	DX77	SLU_ENV_NL	Max	11872.68	4326.47	87.52	-400.51	-23.75
313	795	DX78	SLU_ENV_NL	Max	-226.69	357.63	94.45	-400.51	38.70
313	795	DX91	SLU_ENV_NL	Max	105.18	-789.89	-1250.07	0.57	38.70
313	795	DX90	SLU_ENV_NL	Min	10475.76	1636.46	-1637.52	-146.83	-49.57
313	795	DX77	SLU_ENV_NL	Min	8865.89	2842.69	-1123.12	-587.68	-49.57
313	795	DX78	SLU_ENV_NL	Min	-1841.89	-444.20	-889.53	-587.68	14.31
313	795	DX91	SLU_ENV_NL	Min	-110.78	-1597.83	-1630.59	-146.83	14.31
313	795	DX90	SLE_NL	Max	8027.03	2041.27	-1211.77	0.42	-36.68
313	795	DX77	SLE_NL	Max	8785.78	3201.59	64.76	-434.88	-36.68
313	795	DX78	SLE_NL	Max	-167.75	264.65	69.89	-434.88	28.64
313	795	DX91	SLE_NL	Max	77.83	-584.52	-1206.64	0.42	28.64
313	795	DX90	SLE_NL	Min	8027.03	2041.27	-1211.77	0.42	-36.68
313	795	DX77	SLE_NL	Min	8785.78	3201.59	64.76	-434.88	-36.68
313	795	DX78	SLE_NL	Min	-167.75	264.65	69.89	-434.88	28.64
313	795	DX91	SLE_NL	Min	77.83	-584.52	-1206.64	0.42	28.64
314	796	DX76	SLU_ENV_NL	Max	242906.42	72109.17	1182.28	-5595.14	113.84
314	796	DX63	SLU_ENV_NL	Max	244517.39	73502.04	-1863.54	-4310.22	113.84
314	796	DX64	SLU_ENV_NL	Max	8561.81	3503.72	-344.57	-4310.22	64.66
314	796	DX77	SLU_ENV_NL	Max	11936.06	2878.30	1050.65	-5595.14	64.66
314	796	DX76	SLU_ENV_NL	Min	208741.59	61758.12	-1465.36	-5660.07	-75.37
314	796	DX63	SLU_ENV_NL	Min	191834.59	57793.14	-2585.09	-6528.06	-75.37
314	796	DX64	SLU_ENV_NL	Min	648.39	573.05	-2716.72	-6528.06	-88.76
314	796	DX77	SLU_ENV_NL	Min	7090.08	2219.24	53.61	-5660.07	-88.76
314	796	DX76	SLE_NL	Max	154468.78	45701.01	-1084.37	-4188.45	84.24
314	796	DX63	SLE_NL	Max	141957.59	42766.92	-1379.02	-3189.56	84.24
314	796	DX64	SLE_NL	Max	479.81	424.05	-254.98	-3189.56	-65.68
314	796	DX77	SLE_NL	Max	8832.68	2129.94	39.67	-4188.45	-65.68
314	796	DX76	SLE_NL	Min	154468.78	45701.01	-1084.37	-4188.45	84.24
314	796	DX63	SLE_NL	Min	141957.59	42766.92	-1379.02	-3189.56	84.24
314	796	DX64	SLE_NL	Min	479.81	424.05	-254.98	-3189.56	-65.68
314	796	DX77	SLE_NL	Min	8832.68	2129.94	39.67	-4188.45	-65.68
315	166	SX274	SLU_ENV_NL	Max	566.20	588.68	1658.94	353.82	66.98
315	166	SX261	SLU_ENV_NL	Max	1975.28	1021.90	2150.76	-5.60	66.98
315	166	SX262	SLU_ENV_NL	Max	6149.12	2727.21	1501.37	-5.60	29.35
315	166	SX275	SLU_ENV_NL	Max	7934.12	1196.83	1009.55	353.82	29.35
315	166	SX274	SLU_ENV_NL	Min	-1740.90	-1011.33	-1104.33	-866.76	-41.22
315	166	SX261	SLU_ENV_NL	Min	457.16	554.47	-1105.10	-89.24	-41.22
315	166	SX262	SLU_ENV_NL	Min	-17825.46	-5482.14	-923.69	-89.24	-70.19
315	166	SX275	SLU_ENV_NL	Min	-25000.09	-6480.52	-922.92	-866.76	-70.19
315	166	SX274	SLE_NL	Max	418.99	-748.39	-817.21	261.83	-30.51
315	166	SX261	SLE_NL	Max	338.30	756.21	-817.77	-66.04	-30.51
315	166	SX262	SLE_NL	Max	4550.35	2018.14	-683.53	-66.04	21.72
315	166	SX275	SLE_NL	Max	5871.25	885.65	-682.96	261.83	21.72
315	166	SX274	SLE_NL	Min	418.99	-748.39	-817.21	261.83	-30.51
315	166	SX261	SLE_NL	Min	338.30	756.21	-817.77	-66.04	-30.51
315	166	SX262	SLE_NL	Min	4550.35	2018.14	-683.53	-66.04	21.72
315	166	SX275	SLE_NL	Min	5871.25	885.65	-682.96	261.83	21.72
316	167	SX275	SLU_ENV_NL	Max	10962.29	2122.45	630.43	911.88	132.95
316	167	SX262	SLU_ENV_NL	Max	6026.15	2673.15	1875.84	-116.29	132.95
316	167	SX263	SLU_ENV_NL	Max	21215.78	7400.95	441.89	-116.29	72.90
316	167	SX276	SLU_ENV_NL	Max	30806.73	8239.32	324.97	911.88	72.90
316	167	SX275	SLU_ENV_NL	Min	-25647.19	-6709.85	-457.34	-2282.61	-71.94
316	167	SX262	SLU_ENV_NL	Min	-15260.91	-4677.57	-1405.14	-244.43	-71.94
316	167	SX263	SLU_ENV_NL	Min	-67098.00	-20427.54	-622.84	-244.43	-154.17



Autorità Portuale di Taranto
Interventi per il dragaggio di 2,3 M m³ di sedimenti in area Molo Polisettoriale e per la realizzazione di un primo lotto della cassa di colmata funzionale all'ampliamento del V Sporgente del Porto di Taranto

Allegati alla relazione di calcolo strutturale allineamento "BC"

Data 05/2016
Rev. B
c.d.c.: C296A
514B



316	167	SX276	SLU_ENV_NL	Min	-85088.44	-24759.11	-803.53	-2282.61	-154.17
316	167	SX275	SLE_NL	Max	8112.10	1570.61	-338.43	674.79	-53.24
316	167	SX262	SLE_NL	Max	4459.35	1978.13	-1039.81	-86.05	-53.24
316	167	SX263	SLE_NL	Max	15699.67	5476.71	-460.90	-86.05	53.94
316	167	SX276	SLE_NL	Max	22796.98	6097.10	240.48	674.79	53.94
316	167	SX275	SLE_NL	Min	8112.10	1570.61	-338.43	674.79	-53.24
316	167	SX262	SLE_NL	Min	4459.35	1978.13	-1039.81	-86.05	-53.24
316	167	SX263	SLE_NL	Min	15699.67	5476.71	-460.90	-86.05	53.94
316	167	SX276	SLE_NL	Min	22796.98	6097.10	240.48	674.79	53.94
317	168	SX276	SLU_ENV_NL	Max	-96983.25	-30770.59	241.08	3695.74	4217.19
317	168	SX263	SLU_ENV_NL	Max	-101797.25	-28830.04	81.05	5508.86	4217.19
317	168	SX264	SLU_ENV_NL	Max	164629.00	47623.47	-31.44	5508.86	2012.82
317	168	SX277	SLU_ENV_NL	Max	167654.38	51077.07	49.93	3695.74	2012.82
317	168	SX276	SLU_ENV_NL	Min	-186119.61	-54751.39	-448.18	-4339.72	-1997.65
317	168	SX263	SLU_ENV_NL	Min	-184117.78	-55850.55	-259.44	-972.86	-1997.65
317	168	SX264	SLU_ENV_NL	Min	55290.95	18857.43	-450.58	-972.86	-4243.04
317	168	SX277	SLU_ENV_NL	Min	47572.95	13036.71	-560.66	-4339.72	-4243.04
317	168	SX276	SLE_NL	Max	-71767.61	-22770.23	178.40	-3211.40	3120.72
317	168	SX263	SLE_NL	Max	-75329.97	-21334.23	-191.98	4076.56	3120.72
317	168	SX264	SLE_NL	Max	40915.31	13954.50	-333.43	4076.56	-3139.85
317	168	SX277	SLE_NL	Max	35203.98	9647.17	36.95	-3211.40	-3139.85
317	168	SX276	SLE_NL	Min	-71767.61	-22770.23	178.40	-3211.40	3120.72
317	168	SX263	SLE_NL	Min	-75329.97	-21334.23	-191.98	4076.56	3120.72
317	168	SX264	SLE_NL	Min	40915.31	13954.50	-333.43	4076.56	-3139.85
317	168	SX277	SLE_NL	Min	35203.98	9647.17	36.95	-3211.40	-3139.85
318	797	DX77	SLU_ENV_NL	Max	11973.65	3004.05	211.81	54.74	-25.44
318	797	DX64	SLU_ENV_NL	Max	15696.08	5438.33	-557.94	-468.84	-25.44
318	797	DX65	SLU_ENV_NL	Max	1298.79	942.05	-843.18	-468.84	53.32
318	797	DX78	SLU_ENV_NL	Max	-1142.48	-631.92	-73.42	54.74	53.32
318	797	DX77	SLU_ENV_NL	Min	9606.52	2876.77	-809.53	-238.35	-69.12
318	797	DX64	SLU_ENV_NL	Min	15110.11	5100.16	-924.98	-761.26	-69.12
318	797	DX65	SLU_ENV_NL	Min	-180.24	883.22	-1313.36	-761.26	9.15
318	797	DX78	SLU_ENV_NL	Min	-2590.43	-908.70	-1197.91	-238.35	9.15
318	797	DX77	SLE_NL	Max	8860.50	2128.81	156.74	-176.38	-18.83
318	797	DX64	SLE_NL	Max	11615.10	3774.12	-412.88	-346.94	-18.83
318	797	DX65	SLE_NL	Max	961.10	697.11	-623.95	-346.94	6.77
318	797	DX78	SLE_NL	Max	-845.43	-672.44	-54.33	-176.38	6.77
318	797	DX77	SLE_NL	Min	8860.50	2128.81	156.74	-176.38	-18.83
318	797	DX64	SLE_NL	Min	11615.10	3774.12	-412.88	-346.94	-18.83
318	797	DX65	SLE_NL	Min	961.10	697.11	-623.95	-346.94	6.77
318	797	DX78	SLE_NL	Min	-845.43	-672.44	-54.33	-176.38	6.77
319	169	SX279	SLU_ENV_NL	Max	102441.17	31202.94	249.74	2327.31	3604.32
319	169	SX266	SLU_ENV_NL	Max	94637.83	25418.40	-286.52	3585.33	3604.32
319	169	SX267	SLU_ENV_NL	Max	28337.94	10324.68	-290.88	3585.33	1846.75
319	169	SX280	SLU_ENV_NL	Max	29730.52	7023.27	788.00	2327.31	1846.75
319	169	SX279	SLU_ENV_NL	Min	-13801.12	-6685.95	209.83	-4782.56	-1874.80
319	169	SX266	SLU_ENV_NL	Min	-9871.68	-1564.32	-1008.96	-2010.11	-1874.80
319	169	SX267	SLU_ENV_NL	Min	-53938.16	-17951.85	-470.71	-2010.11	-3575.41
319	169	SX280	SLU_ENV_NL	Min	-57509.82	-15057.27	205.48	-4782.56	-3575.41
319	169	SX279	SLE_NL	Max	-10212.83	-4947.60	155.28	1722.21	-1387.36
319	169	SX266	SLE_NL	Max	-7305.04	-1157.60	-212.02	-1487.48	-1387.36
319	169	SX267	SLE_NL	Max	20970.07	7640.26	-215.25	-1487.48	1366.59
319	169	SX280	SLE_NL	Max	22000.58	5197.22	152.05	1722.21	1366.59
319	169	SX279	SLE_NL	Min	-10212.83	-4947.60	155.28	1722.21	-1387.36
319	169	SX266	SLE_NL	Min	-7305.04	-1157.60	-212.02	-1487.48	-1387.36
319	169	SX267	SLE_NL	Min	20970.07	7640.26	-215.25	-1487.48	1366.59
319	169	SX280	SLE_NL	Min	22000.58	5197.22	152.05	1722.21	1366.59
320	170	SX280	SLU_ENV_NL	Max	29730.35	7023.21	-205.44	4787.21	1846.79
320	170	SX267	SLU_ENV_NL	Max	28337.82	10324.65	470.37	2010.18	1846.79
320	170	SX268	SLU_ENV_NL	Max	94131.88	25257.63	1013.79	2010.18	3611.58
320	170	SX281	SLU_ENV_NL	Max	101954.26	31053.59	-209.88	4787.21	3611.58
320	170	SX280	SLU_ENV_NL	Min	-57016.83	-14908.13	-794.19	-2327.38	-3582.62
320	170	SX267	SLU_ENV_NL	Min	-53446.06	-17805.47	290.94	-3597.64	-3582.62
320	170	SX268	SLU_ENV_NL	Min	-9871.69	-1564.35	286.50	-3597.64	-1874.85
320	170	SX281	SLU_ENV_NL	Min	-13801.38	-6686.07	-250.76	-2327.38	-1874.85
320	170	SX280	SLE_NL	Max	22000.46	5197.18	-152.03	-1722.26	1366.62
320	170	SX267	SLE_NL	Max	20969.99	7640.24	215.30	1487.54	1366.62
320	170	SX268	SLE_NL	Max	-7305.05	-1157.62	212.01	1487.54	-1387.39
320	170	SX281	SLE_NL	Max	-10213.02	-4947.69	-155.31	-1722.26	-1387.39
320	170	SX280	SLE_NL	Min	22000.46	5197.18	-152.03	-1722.26	1366.62
320	170	SX267	SLE_NL	Min	20969.99	7640.24	215.30	1487.54	1366.62
320	170	SX268	SLE_NL	Min	-7305.05	-1157.62	212.01	1487.54	-1387.39
320	170	SX281	SLE_NL	Min	-10213.02	-4947.69	-155.31	-1722.26	-1387.39
321	798	DX63	SLU_ENV_NL	Max	245345.14	73479.83	-191.59	-3335.17	-55.43
321	798	DX50	SLU_ENV_NL	Max	265069.82	80401.97	2682.44	-6367.27	-55.43
321	798	DX51	SLU_ENV_NL	Max	23260.36	7031.64	828.03	-6367.27	245.31
321	798	DX64	SLU_ENV_NL	Max	7006.89	1102.04	-2461.91	-3335.17	245.31
321	798	DX63	SLU_ENV_NL	Min	193379.72	57983.81	-2133.70	-5971.16	-304.38
321	798	DX50	SLU_ENV_NL	Min	221709.60	67294.13	1613.83	-6997.50	-304.38
321	798	DX51	SLU_ENV_NL	Min	14211.64	4774.95	-656.49	-6997.50	4.02
321	798	DX64	SLU_ENV_NL	Min	-1216.20	-682.49	-3988.11	-5971.16	4.02



Autorità Portuale di Taranto
Interventi per il dragaggio di 2,3 M m³ di sedimenti in area Molo Polisettoriale e per la realizzazione di un primo lotto della cassa di colmata funzionale all'ampliamento del V Sporgente del Porto di Taranto

Allegati alla relazione di calcolo strutturale allineamento "BC"

Data 05/2016
Rev. B
c.d.c.: C296A
514B



321	798	DX63	SLE_NL	Max	143100.99	42908.02	-141.78	-2468.03	-225.24
321	798	DX50	SLE_NL	Max	164065.10	49797.65	1194.23	-5178.15	-225.24
321	798	DX51	SLE_NL	Max	10516.61	3533.46	-485.80	-5178.15	181.53
321	798	DX64	SLE_NL	Max	-899.99	-505.04	-1821.81	-2468.03	181.53
321	798	DX63	SLE_NL	Min	143100.99	42908.02	-141.78	-2468.03	-225.24
321	798	DX50	SLE_NL	Min	164065.10	49797.65	1194.23	-5178.15	-225.24
321	798	DX51	SLE_NL	Min	10516.61	3533.46	-485.80	-5178.15	181.53
321	798	DX64	SLE_NL	Min	-899.99	-505.04	-1821.81	-2468.03	181.53
322	171	SX283	SLU_ENV_NL	Max	167217.20	50944.73	561.65	4339.73	2020.98
322	171	SX270	SLU_ENV_NL	Max	164174.75	47479.55	450.47	986.85	2020.98
322	171	SX271	SLU_ENV_NL	Max	-101797.87	-28830.23	259.47	986.85	4217.19
322	171	SX284	SLU_ENV_NL	Max	-96983.61	-30770.68	451.20	4339.73	4217.19
322	171	SX283	SLU_ENV_NL	Min	47573.25	13036.70	-49.95	-3700.70	-4243.05
322	171	SX270	SLU_ENV_NL	Min	55291.01	18857.34	27.93	-5508.87	-4243.05
322	171	SX271	SLU_ENV_NL	Min	-183394.90	-55636.33	-82.51	-5508.87	-2005.77
322	171	SX284	SLU_ENV_NL	Min	-185403.04	-54533.47	-240.94	-3700.70	-2005.77
322	171	SX283	SLE_NL	Max	35204.21	9647.16	-36.96	3211.40	-3139.86
322	171	SX270	SLE_NL	Max	40915.35	13954.43	333.35	-4076.56	-3139.86
322	171	SX271	SLE_NL	Max	-75330.43	-21334.37	192.01	-4076.56	3120.72
322	171	SX284	SLE_NL	Max	-71767.87	-22770.31	-178.30	3211.40	3120.72
322	171	SX283	SLE_NL	Min	35204.21	9647.16	-36.96	3211.40	-3139.86
322	171	SX270	SLE_NL	Min	40915.35	13954.43	333.35	-4076.56	-3139.86
322	171	SX271	SLE_NL	Min	-75330.43	-21334.37	192.01	-4076.56	3120.72
322	171	SX284	SLE_NL	Min	-71767.87	-22770.31	-178.30	3211.40	3120.72
323	799	DX64	SLU_ENV_NL	Max	16025.66	4412.08	-704.27	154.56	2.31
323	799	DX51	SLU_ENV_NL	Max	26636.91	8020.22	-2281.86	-326.68	2.31
323	799	DX52	SLU_ENV_NL	Max	4776.55	1791.91	-2264.91	-326.68	86.01
323	799	DX65	SLU_ENV_NL	Max	1015.88	349.99	-738.97	154.56	86.01
323	799	DX64	SLU_ENV_NL	Min	15594.95	3832.06	-755.93	-396.88	-115.11
323	799	DX51	SLU_ENV_NL	Min	15165.72	5009.95	-2405.16	-1185.73	-115.11
323	799	DX52	SLU_ENV_NL	Min	1594.89	1232.81	-3296.08	-1185.73	-8.23
323	799	DX65	SLU_ENV_NL	Min	-2231.59	-1296.52	-1595.19	-396.88	-8.23
323	799	DX64	SLE_NL	Max	11540.26	3264.94	-559.39	-293.69	1.71
323	799	DX51	SLE_NL	Max	11222.63	3707.37	-1688.58	-241.74	1.71
323	799	DX52	SLE_NL	Max	1180.22	912.28	-1676.03	-241.74	-6.09
323	799	DX65	SLE_NL	Max	751.75	258.99	-546.84	-293.69	-6.09
323	799	DX64	SLE_NL	Min	11540.26	3264.94	-559.39	-293.69	1.71
323	799	DX51	SLE_NL	Min	11222.63	3707.37	-1688.58	-241.74	1.71
323	799	DX52	SLE_NL	Min	1180.22	912.28	-1676.03	-241.74	-6.09
323	799	DX65	SLE_NL	Min	751.75	258.99	-546.84	-293.69	-6.09
324	800	DX50	SLU_ENV_NL	Max	266650.59	78785.07	1711.14	-3767.85	-221.99
324	800	DX37	SLU_ENV_NL	Max	278191.47	83601.12	-392.02	-7762.59	-221.99
324	800	DX38	SLU_ENV_NL	Max	25332.00	8755.50	-1959.72	-7762.59	278.81
324	800	DX51	SLU_ENV_NL	Max	20922.22	6123.97	919.26	-3767.85	278.81
324	800	DX50	SLU_ENV_NL	Min	226633.95	67186.66	854.95	-5026.38	-320.78
324	800	DX37	SLU_ENV_NL	Min	247946.37	74290.66	-3123.34	-7785.91	-320.78
324	800	DX38	SLU_ENV_NL	Min	17433.10	5452.12	-3915.22	-7785.91	192.20
324	800	DX51	SLU_ENV_NL	Min	8441.99	2064.76	-712.74	-5026.38	192.20
324	800	DX50	SLE_NL	Max	167709.12	49718.13	632.66	-2788.21	-237.38
324	800	DX37	SLE_NL	Max	183480.31	54975.09	-290.10	-5744.32	-237.38
324	800	DX38	SLE_NL	Max	12900.49	4034.57	-1450.19	-5744.32	206.32
324	800	DX51	SLE_NL	Max	6247.07	1527.93	-527.43	-2788.21	206.32
324	800	DX50	SLE_NL	Min	167709.12	49718.13	632.66	-2788.21	-237.38
324	800	DX37	SLE_NL	Min	183480.31	54975.09	-290.10	-5744.32	-237.38
324	800	DX38	SLE_NL	Min	12900.49	4034.57	-1450.19	-5744.32	206.32
324	800	DX51	SLE_NL	Min	6247.07	1527.93	-527.43	-2788.21	206.32
325	172	SX261	SLU_ENV_NL	Max	1275.18	1182.15	1870.95	433.99	66.39
325	172	SX248	SLU_ENV_NL	Max	945.61	1157.12	3117.44	57.26	66.39
325	172	SX249	SLU_ENV_NL	Max	1451.97	1817.87	2983.45	57.26	52.65
325	172	SX262	SLU_ENV_NL	Max	4757.93	218.87	1736.96	433.99	52.65
325	172	SX261	SLU_ENV_NL	Min	424.02	-1217.51	-1159.60	-736.54	-65.90
325	172	SX248	SLU_ENV_NL	Min	-318.05	-121.01	-1807.12	-310.32	-65.90
325	172	SX249	SLU_ENV_NL	Min	-14681.08	-5051.76	-1486.24	-310.32	-60.04
325	172	SX262	SLU_ENV_NL	Min	-16627.35	-4449.80	-838.73	-736.54	-60.04
325	172	SX261	SLE_NL	Max	313.77	-900.95	-858.11	321.15	-48.77
325	172	SX248	SLE_NL	Max	-235.36	856.27	-1337.27	-229.64	-48.77
325	172	SX249	SLE_NL	Max	1074.46	1345.22	-1099.82	-229.64	38.96
325	172	SX262	SLE_NL	Max	3520.87	161.96	-620.66	321.15	38.96
325	172	SX261	SLE_NL	Min	313.77	-900.95	-858.11	321.15	-48.77
325	172	SX248	SLE_NL	Min	-235.36	856.27	-1337.27	-229.64	-48.77
325	172	SX249	SLE_NL	Min	1074.46	1345.22	-1099.82	-229.64	38.96
325	172	SX262	SLE_NL	Min	3520.87	161.96	-620.66	321.15	38.96
326	173	SX262	SLU_ENV_NL	Max	7159.36	969.96	1798.49	1077.39	122.49
326	173	SX249	SLU_ENV_NL	Max	-235.28	1281.02	2966.06	-18.46	122.49
326	173	SX250	SLU_ENV_NL	Max	4236.71	2474.61	1473.14	-18.46	128.75
326	173	SX263	SLU_ENV_NL	Max	18633.44	4273.72	305.57	1077.39	128.75
326	173	SX262	SLU_ENV_NL	Min	-17585.09	-4768.52	-1551.42	-1913.71	-123.79
326	173	SX249	SLU_ENV_NL	Min	-7061.86	-2734.59	-785.20	-715.27	-123.79
326	173	SX250	SLU_ENV_NL	Min	-45358.34	-14427.80	371.15	-715.27	-144.50
326	173	SX263	SLU_ENV_NL	Min	-64371.96	-18997.06	-395.08	-1913.71	-144.50
326	173	SX262	SLE_NL	Max	5297.92	717.77	-1148.05	797.27	-91.60



Autorità Portuale di Taranto
Interventi per il dragaggio di 2,3 M m³ di sedimenti in area Molo Polisettoriale e per la realizzazione di un primo lotto della cassa di colmata funzionale all'ampliamento del V Sporgente del Porto di Taranto

Allegati alla relazione di calcolo strutturale allineamento "BC"

Data 05/2016
Rev. B
c.d.c.: C296A
514B



326	173	SX249	SLE_NL	Max	-174.11	947.96	-581.05	-529.30	-91.60
326	173	SX250	SLE_NL	Max	3135.16	1831.21	274.65	-529.30	95.27
326	173	SX263	SLE_NL	Max	13788.75	3162.55	-292.36	797.27	95.27
326	173	SX262	SLE_NL	Min	5297.92	717.77	-1148.05	797.27	-91.60
326	173	SX249	SLE_NL	Min	-174.11	947.96	-581.05	-529.30	-91.60
326	173	SX250	SLE_NL	Min	3135.16	1831.21	274.65	-529.30	95.27
326	173	SX263	SLE_NL	Min	13788.75	3162.55	-292.36	797.27	95.27
327	174	SX263	SLU_ENV_NL	Max	-106200.12	-34069.53	955.12	3612.25	5672.21
327	174	SX250	SLU_ENV_NL	Max	-112417.66	-31628.52	892.98	7286.57	5672.21
327	174	SX251	SLU_ENV_NL	Max	164445.21	47398.03	34.13	7286.57	1960.89
327	174	SX264	SLU_ENV_NL	Max	164480.88	50646.15	-776.80	3612.25	1960.89
327	174	SX263	SLU_ENV_NL	Min	-182544.32	-54122.11	-224.57	-5958.07	-1948.25
327	174	SX250	SLU_ENV_NL	Min	-178402.56	-54667.72	603.74	-938.39	-1948.25
327	174	SX251	SLU_ENV_NL	Min	67532.03	21323.33	-838.94	-938.39	-5705.33
327	174	SX264	SLU_ENV_NL	Min	56612.06	13824.38	-794.19	-5958.07	-5705.33
327	174	SX263	SLE_NL	Max	-78588.09	-25211.45	-166.18	-4408.97	4197.44
327	174	SX250	SLE_NL	Max	-83189.07	-23405.10	446.77	5392.06	4197.44
327	174	SX251	SLE_NL	Max	49973.70	15779.27	25.25	5392.06	-4221.94
327	174	SX264	SLE_NL	Max	41892.92	10230.04	-587.70	-4408.97	-4221.94
327	174	SX263	SLE_NL	Min	-78588.09	-25211.45	-166.18	-4408.97	4197.44
327	174	SX250	SLE_NL	Min	-83189.07	-23405.10	446.77	5392.06	4197.44
327	174	SX251	SLE_NL	Min	49973.70	15779.27	25.25	5392.06	-4221.94
327	174	SX264	SLE_NL	Min	41892.92	10230.04	-587.70	-4408.97	-4221.94
328	801	DX51	SLU_ENV_NL	Max	26894.43	7942.60	-2720.88	-742.66	75.91
328	801	DX38	SLU_ENV_NL	Max	18697.39	6738.16	322.61	179.35	75.91
328	801	DX39	SLU_ENV_NL	Max	-1256.52	50.78	1076.59	179.35	-62.44
328	801	DX52	SLU_ENV_NL	Max	4076.62	394.83	-1898.25	-742.66	-62.44
328	801	DX51	SLU_ENV_NL	Min	14155.26	3821.87	-3314.76	-990.51	69.24
328	801	DX38	SLU_ENV_NL	Min	5070.21	1700.13	89.70	-108.87	69.24
328	801	DX39	SLU_ENV_NL	Min	-4435.16	-1694.16	912.33	-108.87	-63.05
328	801	DX52	SLU_ENV_NL	Min	1744.91	-447.22	-2560.78	-990.51	-63.05
328	801	DX51	SLE_NL	Max	10474.90	2828.18	-2013.45	-549.57	56.18
328	801	DX38	SLE_NL	Max	3751.96	1258.10	66.37	132.72	56.18
328	801	DX39	SLE_NL	Max	-3282.02	-1253.67	675.12	132.72	-46.20
328	801	DX52	SLE_NL	Max	1291.23	-330.94	-1404.71	-549.57	-46.20
328	801	DX51	SLE_NL	Min	10474.90	2828.18	-2013.45	-549.57	56.18
328	801	DX38	SLE_NL	Min	3751.96	1258.10	66.37	132.72	56.18
328	801	DX39	SLE_NL	Min	-3282.02	-1253.67	675.12	132.72	-46.20
328	801	DX52	SLE_NL	Min	1291.23	-330.94	-1404.71	-549.57	-46.20
329	175	SX266	SLU_ENV_NL	Max	94258.41	31859.54	-217.71	2950.28	4371.61
329	175	SX253	SLU_ENV_NL	Max	85095.90	25125.93	495.53	4542.19	4371.61
329	175	SX254	SLU_ENV_NL	Max	23852.86	9434.25	1016.82	4542.19	2407.47
329	175	SX267	SLU_ENV_NL	Max	25666.68	5434.20	-219.52	2950.28	2407.47
329	175	SX266	SLU_ENV_NL	Min	-9694.47	-4987.34	-1159.28	-5609.32	-2442.33
329	175	SX253	SLU_ENV_NL	Min	-4739.51	1478.34	133.63	-2702.11	-2442.33
329	175	SX254	SLU_ENV_NL	Min	-45520.84	-16154.59	131.82	-2702.11	-4338.49
329	175	SX267	SLU_ENV_NL	Min	-50124.55	-12945.69	-637.99	-5609.32	-4338.49
329	175	SX266	SLE_NL	Max	-7173.91	-3690.63	-161.11	2183.21	-1807.33
329	175	SX253	SLE_NL	Max	-3507.24	1093.97	98.88	-1999.56	-1807.33
329	175	SX254	SLE_NL	Max	17651.11	6981.34	97.55	-1999.56	1781.53
329	175	SX267	SLE_NL	Max	18993.34	4021.31	-162.44	2183.21	1781.53
329	175	SX266	SLE_NL	Min	-7173.91	-3690.63	-161.11	2183.21	-1807.33
329	175	SX253	SLE_NL	Min	-3507.24	1093.97	98.88	-1999.56	-1807.33
329	175	SX254	SLE_NL	Min	17651.11	6981.34	97.55	-1999.56	1781.53
329	175	SX267	SLE_NL	Min	18993.34	4021.31	-162.44	2183.21	1781.53
330	176	SX267	SLU_ENV_NL	Max	25666.50	5434.13	636.04	5617.67	2407.53
330	176	SX254	SLU_ENV_NL	Max	23852.51	9434.15	-131.83	2702.21	2407.53
330	176	SX255	SLU_ENV_NL	Max	84559.78	24971.06	-133.60	2702.21	4382.14
330	176	SX268	SLU_ENV_NL	Max	93753.50	31718.83	1166.21	5617.67	4382.14
330	176	SX267	SLU_ENV_NL	Min	-49626.00	-12794.40	219.52	-2950.38	-4348.96
330	176	SX254	SLU_ENV_NL	Min	-45023.37	-16007.08	-1025.94	-4558.43	-4348.96
330	176	SX255	SLU_ENV_NL	Min	-4739.38	1478.40	-495.77	-4558.43	-2442.39
330	176	SX268	SLU_ENV_NL	Min	-9694.42	-4987.32	217.75	-2950.38	-2442.39
330	176	SX267	SLE_NL	Max	18993.21	4021.26	162.45	-2183.28	1781.57
330	176	SX254	SLE_NL	Max	17650.86	6981.27	-97.55	1999.63	1781.57
330	176	SX255	SLE_NL	Max	-3507.14	1094.02	-98.87	1999.63	-1807.37
330	176	SX268	SLE_NL	Max	-7173.87	-3690.62	161.14	-2183.28	-1807.37
330	176	SX267	SLE_NL	Min	18993.21	4021.26	162.45	-2183.28	1781.57
330	176	SX254	SLE_NL	Min	17650.86	6981.27	-97.55	1999.63	1781.57
330	176	SX255	SLE_NL	Min	-3507.14	1094.02	-98.87	1999.63	-1807.37
330	176	SX268	SLE_NL	Min	-7173.87	-3690.62	161.14	-2183.28	-1807.37
331	802	DX37	SLU_ENV_NL	Max	277542.53	82759.73	-3085.31	-8026.41	408.64
331	802	DX24	SLU_ENV_NL	Max	245956.21	75581.57	-219.56	-3109.16	408.64
331	802	DX25	SLU_ENV_NL	Max	3406.94	1878.14	2648.89	-3109.16	-227.13
331	802	DX38	SLU_ENV_NL	Max	24904.53	6008.85	-544.40	-8026.41	-227.13
331	802	DX37	SLU_ENV_NL	Min	247135.92	74068.25	-5547.69	-8240.65	272.37
331	802	DX24	SLU_ENV_NL	Min	215121.28	65706.41	-1202.03	-4698.49	272.37
331	802	DX25	SLU_ENV_NL	Min	2524.71	1646.44	1338.87	-4698.49	-361.57
331	802	DX38	SLU_ENV_NL	Min	18056.89	5052.34	-2679.24	-8240.65	-361.57
331	802	DX37	SLE_NL	Max	182880.58	54810.50	-2283.13	-6098.08	302.39
331	802	DX24	SLE_NL	Max	159189.75	48622.74	-889.50	-2300.78	302.39



Autorità Portuale di Taranto
Interventi per il dragaggio di 2,3 M m³ di sedimenti in area Molo Polisettoriale e per la realizzazione di un primo lotto della cassa di colmata funzionale all'ampliamento del V Sporgente del Porto di Taranto

Allegati alla relazione di calcolo strutturale allineamento "BC"

Data 05/2016
Rev. B
c.d.c.: C296A
514B



331	802	DX25	SLE_NL	Max	1868.28	1218.37	990.77	-2300.78	-267.56
331	802	DX38	SLE_NL	Max	13362.10	3738.73	-402.86	-6098.08	-267.56
331	802	DX37	SLE_NL	Min	182880.58	54810.50	-2283.13	-6098.08	302.39
331	802	DX24	SLE_NL	Min	159189.75	48622.74	-889.50	-2300.78	302.39
331	802	DX25	SLE_NL	Min	1868.28	1218.37	990.77	-2300.78	-267.56
331	802	DX38	SLE_NL	Min	13362.10	3738.73	-402.86	-6098.08	-267.56
332	177	SX270	SLU_ENV_NL	Max	164025.94	50518.80	794.23	5958.06	1972.54
332	177	SX257	SLU_ENV_NL	Max	163961.63	47255.42	838.66	956.59	1972.54
332	177	SX258	SLU_ENV_NL	Max	-112417.99	-31628.63	-603.80	956.59	5672.21
332	177	SX271	SLU_ENV_NL	Max	-106200.74	-34069.73	224.44	5958.06	5672.21
332	177	SX270	SLU_ENV_NL	Min	56612.17	13824.49	771.64	-3621.12	-5705.33
332	177	SX257	SLU_ENV_NL	Min	67532.43	21323.53	-34.01	-7286.57	-5705.33
332	177	SX258	SLU_ENV_NL	Min	-177663.79	-54450.14	-888.36	-7286.57	-1959.84
332	177	SX271	SLU_ENV_NL	Min	-181813.10	-53898.94	-955.38	-3621.12	-1959.84
332	177	SX270	SLE_NL	Max	41893.01	10230.12	587.73	4408.97	-4221.94
332	177	SX257	SLE_NL	Max	49974.00	15779.41	-25.17	-5392.06	-4221.94
332	177	SX258	SLE_NL	Max	-83189.31	-23405.18	-446.81	-5392.06	4197.44
332	177	SX271	SLE_NL	Max	-78588.55	-25211.60	166.09	4408.97	4197.44
332	177	SX270	SLE_NL	Min	41893.01	10230.12	587.73	4408.97	-4221.94
332	177	SX257	SLE_NL	Min	49974.00	15779.41	-25.17	-5392.06	-4221.94
332	177	SX258	SLE_NL	Min	-83189.31	-23405.18	-446.81	-5392.06	4197.44
332	177	SX271	SLE_NL	Min	-78588.55	-25211.60	166.09	4408.97	4197.44
333	803	DX38	SLU_ENV_NL	Max	16595.76	3455.21	810.67	98.12	59.59
333	803	DX25	SLU_ENV_NL	Max	11845.96	4505.20	-78.84	27.21	59.59
333	803	DX26	SLU_ENV_NL	Max	557.32	1294.89	1.42	27.21	41.18
333	803	DX39	SLU_ENV_NL	Max	-612.82	-1526.02	900.80	98.12	41.18
333	803	DX38	SLU_ENV_NL	Min	4736.42	993.82	428.62	-838.05	-66.52
333	803	DX25	SLU_ENV_NL	Min	11468.15	4357.52	-470.77	-619.60	-66.52
333	803	DX26	SLU_ENV_NL	Min	-2869.30	237.44	-657.76	-619.60	-70.25
333	803	DX39	SLU_ENV_NL	Min	-4263.38	-1527.88	231.74	-838.05	-70.25
333	803	DX38	SLE_NL	Max	3504.95	735.43	599.89	72.61	-49.22
333	803	DX25	SLE_NL	Max	8766.01	3333.85	-58.34	-458.51	-49.22
333	803	DX26	SLE_NL	Max	412.42	958.22	-486.75	-458.51	30.47
333	803	DX39	SLE_NL	Max	-3154.90	-1130.63	171.49	72.61	30.47
333	803	DX38	SLE_NL	Min	3504.95	735.43	599.89	72.61	-49.22
333	803	DX25	SLE_NL	Min	8766.01	3333.85	-58.34	-458.51	-49.22
333	803	DX26	SLE_NL	Min	412.42	958.22	-486.75	-458.51	30.47
333	803	DX39	SLE_NL	Min	-3154.90	-1130.63	171.49	72.61	30.47
334	804	DX24	SLU_ENV_NL	Max	240504.31	71248.83	-133.14	-6915.82	310.98
334	804	DX11	SLU_ENV_NL	Max	218069.42	64914.06	-1469.76	-2991.12	310.98
334	804	DX12	SLU_ENV_NL	Max	1131.09	-45.89	26.23	-2991.12	-216.45
334	804	DX25	SLU_ENV_NL	Max	8484.04	2076.29	1644.45	-6915.82	-216.45
334	804	DX24	SLU_ENV_NL	Min	208085.21	61741.72	-1048.59	-7405.60	253.67
334	804	DX11	SLU_ENV_NL	Min	187056.59	55586.73	-3205.22	-4273.41	253.67
334	804	DX12	SLU_ENV_NL	Min	-3531.08	-893.71	-1427.63	-4273.41	-278.09
334	804	DX25	SLU_ENV_NL	Min	7618.45	2022.01	447.39	-7405.60	-278.09
334	804	DX24	SLE_NL	Max	153983.06	45688.87	-775.96	-5117.70	230.13
334	804	DX11	SLE_NL	Max	138421.87	41134.18	-1087.62	-2213.43	230.13
334	804	DX12	SLE_NL	Max	837.01	-33.96	19.41	-2213.43	-205.79
334	804	DX25	SLE_NL	Max	6278.19	1496.29	331.07	-5117.70	-205.79
334	804	DX24	SLE_NL	Min	153983.06	45688.87	-775.96	-5117.70	230.13
334	804	DX11	SLE_NL	Min	138421.87	41134.18	-1087.62	-2213.43	230.13
334	804	DX12	SLE_NL	Min	837.01	-33.96	19.41	-2213.43	-205.79
334	804	DX25	SLE_NL	Min	6278.19	1496.29	331.07	-5117.70	-205.79
335	178	SX248	SLU_ENV_NL	Max	310.41	-298.30	3088.47	296.31	26.78
335	178	SX235	SLU_ENV_NL	Max	523.56	1621.51	-114.53	-115.24	26.78
335	178	SX236	SLU_ENV_NL	Max	-2193.93	629.26	-96.77	-115.24	42.85
335	178	SX249	SLU_ENV_NL	Max	-261.86	-1435.56	2973.79	296.31	42.85
335	178	SX248	SLU_ENV_NL	Min	-268.65	-1137.56	-1738.78	-430.67	-58.93
335	178	SX235	SLU_ENV_NL	Min	103.62	-968.00	-280.84	-342.72	-58.93
335	178	SX236	SLU_ENV_NL	Min	-12375.59	-4168.86	-229.21	-342.72	-23.46
335	178	SX249	SLU_ENV_NL	Min	-13736.99	-3844.81	-1554.71	-430.67	-23.46
335	178	SX248	SLE_NL	Max	-198.80	-841.79	-1286.70	219.27	-43.61
335	178	SX235	SLE_NL	Max	76.68	1199.91	-207.82	-253.61	-43.61
335	178	SX236	SLE_NL	Max	-1623.51	465.65	-71.61	-253.61	31.71
335	178	SX249	SLE_NL	Max	-193.78	-1062.32	-1150.49	219.27	31.71
335	178	SX248	SLE_NL	Min	-198.80	-841.79	-1286.70	219.27	-43.61
335	178	SX235	SLE_NL	Min	76.68	1199.91	-207.82	-253.61	-43.61
335	178	SX236	SLE_NL	Min	-1623.51	465.65	-71.61	-253.61	31.71
335	178	SX249	SLE_NL	Min	-193.78	-1062.32	-1150.49	219.27	31.71
336	179	SX249	SLU_ENV_NL	Max	990.53	-1034.88	2051.89	674.55	50.56
336	179	SX236	SLU_ENV_NL	Max	-5056.19	-254.39	674.86	-456.18	50.56
336	179	SX237	SLU_ENV_NL	Max	-11533.13	-2142.98	967.48	-456.18	105.66
336	179	SX250	SLU_ENV_NL	Max	1304.37	-897.91	2344.51	674.55	105.66
336	179	SX249	SLU_ENV_NL	Min	-8390.46	-2254.31	-709.26	-1095.78	-104.11
336	179	SX236	SLU_ENV_NL	Min	-12325.14	-4140.28	-968.76	-814.51	-104.11
336	179	SX237	SLU_ENV_NL	Min	-45756.80	-13893.16	46.71	-814.51	-39.54
336	179	SX250	SLU_ENV_NL	Min	-43299.63	-12474.38	306.21	-1095.78	-39.54
336	179	SX249	SLE_NL	Max	732.99	-765.81	-524.85	499.16	-77.04
336	179	SX236	SLE_NL	Max	-3741.58	-188.25	-716.88	-602.73	-77.04
336	179	SX237	SLE_NL	Max	-8534.52	-1585.80	34.57	-602.73	78.19



Autorità Portuale di Taranto
Interventi per il dragaggio di 2,3 M m³ di sedimenti in area Molo Polisettoriale e per la realizzazione di un primo lotto della cassa di colmata funzionale all'ampliamento del V Sporgente del Porto di Taranto

Allegati alla relazione di calcolo strutturale allineamento "BC"

Data 05/2016
Rev. B
c.d.c.: C296A
514B



336	179	SX250	SLE_NL	Max	965.23	-664.46	226.59	499.16	78.19
336	179	SX249	SLE_NL	Min	732.99	-765.81	-524.85	499.16	-77.04
336	179	SX236	SLE_NL	Min	-3741.58	-188.25	-716.88	-602.73	-77.04
336	179	SX237	SLE_NL	Min	-8534.52	-1585.80	34.57	-602.73	78.19
336	179	SX250	SLE_NL	Min	965.23	-664.46	226.59	499.16	78.19
337	180	SX250	SLU_ENV_NL	Max	-117734.12	-37650.59	1659.55	2294.92	6564.88
337	180	SX237	SLU_ENV_NL	Max	-124270.68	-34923.12	1805.09	8432.42	6564.88
337	180	SX238	SLU_ENV_NL	Max	168986.49	49487.92	-1113.57	8432.42	836.15
337	180	SX251	SLU_ENV_NL	Max	164622.70	50355.43	-302.67	2294.92	836.15
337	180	SX250	SLU_ENV_NL	Min	-177022.65	-52433.77	824.24	-6895.77	-835.43
337	180	SX237	SLU_ENV_NL	Min	-171521.08	-51779.96	13.34	349.02	-835.43
337	180	SX238	SLU_ENV_NL	Min	83894.45	28292.81	-1475.05	349.02	-6602.49
337	180	SX251	SLU_ENV_NL	Min	70564.06	19730.61	-1620.59	-6895.77	-6602.49
337	180	SX250	SLE_NL	Max	-87123.25	-27861.44	609.94	-5102.87	4858.01
337	180	SX237	SLE_NL	Max	-91960.31	-25843.11	9.87	6239.99	4858.01
337	180	SX238	SLE_NL	Max	62081.89	20936.68	-824.04	6239.99	-4885.84
337	180	SX251	SLE_NL	Max	52217.40	14600.65	-223.98	-5102.87	-4885.84
337	180	SX250	SLE_NL	Min	-87123.25	-27861.44	609.94	-5102.87	4858.01
337	180	SX237	SLE_NL	Min	-91960.31	-25843.11	9.87	6239.99	4858.01
337	180	SX238	SLE_NL	Min	62081.89	20936.68	-824.04	6239.99	-4885.84
337	180	SX251	SLE_NL	Min	52217.40	14600.65	-223.98	-5102.87	-4885.84
338	805	DX25	SLU_ENV_NL	Max	12403.08	3153.49	9.22	9.51	-21.70
338	805	DX12	SLU_ENV_NL	Max	19466.47	5498.96	488.94	-446.39	-21.70
338	805	DX13	SLU_ENV_NL	Max	3434.46	695.06	-112.06	-446.39	50.51
338	805	DX26	SLU_ENV_NL	Max	-1094.60	-1002.75	-481.12	9.51	50.51
338	805	DX25	SLU_ENV_NL	Min	10599.17	2930.08	-89.22	-258.49	-66.23
338	805	DX12	SLU_ENV_NL	Min	15693.44	4914.07	147.21	-768.52	-66.23
338	805	DX13	SLU_ENV_NL	Min	1705.65	581.51	-343.13	-768.52	6.50
338	805	DX26	SLU_ENV_NL	Min	-2836.28	-1121.67	-690.22	-258.49	6.50
338	805	DX25	SLE_NL	Max	9178.28	2333.58	-66.02	7.03	-49.01
338	805	DX12	SLE_NL	Max	14405.19	4069.23	361.81	-568.71	-49.01
338	805	DX13	SLE_NL	Max	2541.50	430.32	-82.92	-568.71	37.38
338	805	DX26	SLE_NL	Max	-810.01	-742.04	-510.76	7.03	37.38
338	805	DX25	SLE_NL	Min	9178.28	2333.58	-66.02	7.03	-49.01
338	805	DX12	SLE_NL	Min	14405.19	4069.23	361.81	-568.71	-49.01
338	805	DX13	SLE_NL	Min	2541.50	430.32	-82.92	-568.71	37.38
338	805	DX26	SLE_NL	Min	-810.01	-742.04	-510.76	7.03	37.38
339	181	SX253	SLU_ENV_NL	Max	82396.03	24564.11	330.04	2766.58	4346.03
339	181	SX240	SLU_ENV_NL	Max	72992.29	18490.46	-229.23	4595.70	4346.03
339	181	SX241	SLU_ENV_NL	Max	19241.95	8055.30	-215.32	4595.70	2279.99
339	181	SX254	SLU_ENV_NL	Max	20883.85	3948.28	1064.70	2766.58	2279.99
339	181	SX253	SLU_ENV_NL	Min	-5199.95	-4467.20	119.62	-5500.68	-2315.15
339	181	SX240	SLU_ENV_NL	Min	-437.68	1981.13	-1387.42	-2589.00	-2315.15
339	181	SX241	SLU_ENV_NL	Min	-36639.55	-12849.69	-652.76	-2589.00	-4316.76
339	181	SX254	SLU_ENV_NL	Min	-41184.33	-10137.33	133.52	-5500.68	-4316.76
339	181	SX253	SLE_NL	Max	-3847.97	-3305.73	88.52	2047.27	-1713.21
339	181	SX240	SLE_NL	Max	-323.88	1466.03	-169.63	-1915.86	-1713.21
339	181	SX241	SLE_NL	Max	14239.04	5960.92	-159.34	-1915.86	1687.19
339	181	SX254	SLE_NL	Max	15454.05	2921.73	98.81	2047.27	1687.19
339	181	SX253	SLE_NL	Min	-3847.97	-3305.73	88.52	2047.27	-1713.21
339	181	SX240	SLE_NL	Min	-323.88	1466.03	-169.63	-1915.86	-1713.21
339	181	SX241	SLE_NL	Min	14239.04	5960.92	-159.34	-1915.86	1687.19
339	181	SX254	SLE_NL	Min	15454.05	2921.73	98.81	2047.27	1687.19
340	182	SX254	SLU_ENV_NL	Max	20883.42	3948.15	-133.45	5513.32	2280.04
340	182	SX241	SLU_ENV_NL	Max	19241.63	8055.22	650.10	2589.09	2280.04
340	182	SX242	SLU_ENV_NL	Max	72404.44	18301.85	1396.10	2589.09	4360.44
340	182	SX255	SLU_ENV_NL	Max	81848.90	24395.90	-119.68	5513.32	4360.44
340	182	SX254	SLU_ENV_NL	Min	-40677.80	-9982.96	-1075.07	-2766.68	-4331.08
340	182	SX241	SLU_ENV_NL	Min	-36134.37	-12700.54	215.40	-4616.66	-4331.08
340	182	SX242	SLU_ENV_NL	Min	-437.13	1981.30	229.17	-4616.66	-2315.21
340	182	SX255	SLU_ENV_NL	Min	-5199.77	-4467.15	-329.07	-2766.68	-2315.21
340	182	SX254	SLE_NL	Max	15453.73	2921.63	-98.75	-2047.34	1687.23
340	182	SX241	SLE_NL	Max	14238.81	5960.86	159.40	1915.93	1687.23
340	182	SX242	SLE_NL	Max	-323.48	1466.16	169.59	1915.93	-1713.25
340	182	SX255	SLE_NL	Max	-3847.83	-3305.69	-88.56	-2047.34	-1713.25
340	182	SX254	SLE_NL	Min	15453.73	2921.63	-98.75	-2047.34	1687.23
340	182	SX241	SLE_NL	Min	14238.81	5960.86	159.40	1915.93	1687.23
340	182	SX242	SLE_NL	Min	-323.48	1466.16	169.59	1915.93	-1713.25
340	182	SX255	SLE_NL	Min	-3847.83	-3305.69	-88.56	-2047.34	-1713.25
341	806	DX414	SLU_ENV_NL	Max	88101.70	26203.82	-250.00	-289.54	-11.02
341	806	DX401	SLU_ENV_NL	Max	92036.80	27424.69	1512.12	-413.04	-11.02
341	806	DX402	SLU_ENV_NL	Max	593.36	16.40	1209.99	-413.04	28.97
341	806	DX415	SLU_ENV_NL	Max	-1338.40	-550.26	-485.38	-289.54	28.97
341	806	DX414	SLU_ENV_NL	Min	18862.87	5653.47	-1199.89	-1387.27	-33.81
341	806	DX401	SLU_ENV_NL	Min	21403.39	6402.85	523.28	-1805.50	-33.81
341	806	DX402	SLU_ENV_NL	Min	-2193.87	-1339.43	287.90	-1805.50	7.51
341	806	DX415	SLU_ENV_NL	Min	-4036.64	-1932.97	-1502.01	-1387.27	7.51
341	806	DX414	SLE_NL	Max	13958.52	4183.57	-185.00	-214.26	-8.16
341	806	DX401	SLE_NL	Max	15838.51	4738.11	387.23	-305.65	-8.16
341	806	DX402	SLE_NL	Max	439.09	12.14	213.05	-305.65	5.56
341	806	DX415	SLE_NL	Max	-990.41	-407.19	-359.18	-214.26	5.56



Autorità Portuale di Taranto
Interventi per il dragaggio di 2,3 M m³ di sedimenti in area Molo Polisettoriale e per la realizzazione di un primo lotto della cassa di colmata funzionale all'ampliamento del V Sporgente del Porto di Taranto

Allegati alla relazione di calcolo strutturale allineamento "BC"

Data 05/2016
Rev. B
c.d.c.: C296A
514B



341	806	DX414	SLE_NL	Min	13958.52	4183.57	-185.00	-214.26	-8.16
341	806	DX401	SLE_NL	Min	15838.51	4738.11	387.23	-305.65	-8.16
341	806	DX402	SLE_NL	Min	439.09	12.14	213.05	-305.65	5.56
341	806	DX415	SLE_NL	Min	-990.41	-407.19	-359.18	-214.26	5.56
342	183	SX257	SLU_ENV_NL	Max	164129.33	50206.61	1619.65	6895.78	852.19
342	183	SX244	SLU_ENV_NL	Max	168455.87	49318.68	1468.49	-325.49	852.19
342	183	SX245	SLU_ENV_NL	Max	-124271.23	-34923.28	-13.31	-325.49	6564.89
342	183	SX258	SLU_ENV_NL	Max	-117734.45	-37650.68	-824.14	6895.78	6564.89
342	183	SX257	SLU_ENV_NL	Min	70564.42	19730.66	302.64	-2308.63	-6602.50
342	183	SX244	SLU_ENV_NL	Min	83894.61	28292.80	1113.48	-8432.43	-6602.50
342	183	SX245	SLU_ENV_NL	Min	-170759.66	-51555.90	-1805.58	-8432.43	-851.39
342	183	SX258	SLU_ENV_NL	Min	-176272.15	-52203.53	-1654.42	-2308.63	-851.39
342	183	SX257	SLE_NL	Max	52217.67	14600.69	223.96	5102.88	-4885.85
342	183	SX244	SLE_NL	Max	62082.01	20936.67	823.97	-6240.00	-4885.85
342	183	SX245	SLE_NL	Max	-91960.71	-25843.22	-9.85	-6240.00	4858.02
342	183	SX258	SLE_NL	Max	-87123.49	-27861.50	-609.86	5102.88	4858.02
342	183	SX257	SLE_NL	Min	52217.67	14600.69	223.96	5102.88	-4885.85
342	183	SX244	SLE_NL	Min	62082.01	20936.67	823.97	-6240.00	-4885.85
342	183	SX245	SLE_NL	Min	-91960.71	-25843.22	-9.85	-6240.00	4858.02
342	183	SX258	SLE_NL	Min	-87123.49	-27861.50	-609.86	5102.88	4858.02
343	184	SX405	SLU_ENV_NL	Max	948.44	389.28	475.03	28.38	1.60
343	184	SX392	SLU_ENV_NL	Max	504.10	276.74	-283.59	9.76	1.60
343	184	SX393	SLU_ENV_NL	Max	-185.26	33.87	-187.92	9.76	15.70
343	184	SX406	SLU_ENV_NL	Max	295.13	199.77	528.81	28.38	15.70
343	184	SX405	SLU_ENV_NL	Min	147.83	-38.72	-669.32	-4.68	-14.44
343	184	SX392	SLU_ENV_NL	Min	-351.25	-211.48	-466.51	-160.85	-14.44
343	184	SX393	SLU_ENV_NL	Min	-3989.81	-1150.84	-412.73	-160.85	-0.70
343	184	SX406	SLU_ENV_NL	Min	-2730.89	-791.86	-573.65	-4.68	-0.70
343	184	SX405	SLE_NL	Max	109.40	-28.65	351.52	-3.46	1.18
343	184	SX392	SLE_NL	Max	-259.93	-156.50	-345.22	7.22	1.18
343	184	SX393	SLE_NL	Max	-137.09	25.06	-305.42	7.22	-0.52
343	184	SX406	SLE_NL	Max	218.40	147.83	391.32	-3.46	-0.52
343	184	SX405	SLE_NL	Min	109.40	-28.65	351.52	-3.46	1.18
343	184	SX392	SLE_NL	Min	-259.93	-156.50	-345.22	7.22	1.18
343	184	SX393	SLE_NL	Min	-137.09	25.06	-305.42	7.22	-0.52
343	184	SX406	SLE_NL	Min	218.40	147.83	391.32	-3.46	-0.52
344	185	SX406	SLU_ENV_NL	Max	1354.79	439.60	63.17	59.23	2.06
344	185	SX393	SLU_ENV_NL	Max	-576.03	-82.97	282.75	12.69	2.06
344	185	SX394	SLU_ENV_NL	Max	-331.90	-92.01	367.67	12.69	38.16
344	185	SX407	SLU_ENV_NL	Max	479.53	172.75	654.33	59.23	38.16
344	185	SX406	SLU_ENV_NL	Min	348.77	215.47	-165.18	-5.88	-28.61
344	185	SX393	SLU_ENV_NL	Min	-3375.84	-972.40	-832.92	-414.71	-28.61
344	185	SX394	SLU_ENV_NL	Min	-14421.18	-4117.78	-241.76	-414.71	-0.56
344	185	SX407	SLU_ENV_NL	Min	-7166.74	-1949.71	-80.26	-5.88	-0.56
344	185	SX406	SLE_NL	Max	258.09	159.45	-122.23	-4.35	1.52
344	185	SX393	SLE_NL	Max	-426.26	-61.40	209.24	9.39	1.52
344	185	SX394	SLE_NL	Max	-245.61	-68.09	272.08	9.39	-0.41
344	185	SX407	SLE_NL	Max	354.85	127.84	-59.39	-4.35	-0.41
344	185	SX406	SLE_NL	Min	258.09	159.45	-122.23	-4.35	1.52
344	185	SX393	SLE_NL	Min	-426.26	-61.40	209.24	9.39	1.52
344	185	SX394	SLE_NL	Min	-245.61	-68.09	272.08	9.39	-0.41
344	185	SX407	SLE_NL	Min	354.85	127.84	-59.39	-4.35	-0.41
345	186	SX235	SLU_ENV_NL	Max	778.87	571.84	-161.32	153.57	3.69
345	186	SX222	SLU_ENV_NL	Max	1129.19	1464.95	2492.82	-234.78	3.69
345	186	SX223	SLU_ENV_NL	Max	-5636.76	-187.36	2441.05	-234.78	31.30
345	186	SX236	SLU_ENV_NL	Max	-3658.42	-2216.29	-92.07	153.57	31.30
345	186	SX235	SLU_ENV_NL	Min	-115.65	-1145.49	-300.38	-282.39	-46.76
345	186	SX222	SLU_ENV_NL	Min	-148.11	577.38	-259.29	-336.54	-46.76
345	186	SX223	SLU_ENV_NL	Min	-11553.36	-3772.11	-50.98	-336.54	-3.89
345	186	SX236	SLU_ENV_NL	Min	-12066.36	-3826.90	-213.10	-282.39	-3.89
345	186	SX235	SLE_NL	Max	-85.58	-847.66	-222.28	113.64	-34.61
345	186	SX222	SLE_NL	Max	-109.60	1084.06	-191.87	-249.04	-34.61
345	186	SX223	SLE_NL	Max	-4171.20	-138.65	-37.72	-249.04	23.16
345	186	SX236	SLE_NL	Max	-2707.23	-1640.05	-68.13	113.64	23.16
345	186	SX235	SLE_NL	Min	-85.58	-847.66	-222.28	113.64	-34.61
345	186	SX222	SLE_NL	Min	-109.60	1084.06	-191.87	-249.04	-34.61
345	186	SX223	SLE_NL	Min	-4171.20	-138.65	-37.72	-249.04	23.16
345	186	SX236	SLE_NL	Min	-2707.23	-1640.05	-68.13	113.64	23.16
346	187	SX236	SLU_ENV_NL	Max	-4161.27	-2347.09	1062.17	288.15	-3.25
346	187	SX223	SLU_ENV_NL	Max	-5493.86	-164.55	1184.70	-710.52	-3.25
346	187	SX224	SLU_ENV_NL	Max	-19592.26	-4628.24	988.68	-710.52	73.84
346	187	SX237	SLU_ENV_NL	Max	-14076.76	-5545.95	445.19	288.15	73.84
346	187	SX236	SLU_ENV_NL	Min	-12683.96	-4011.74	-707.81	-747.45	-84.17
346	187	SX223	SLU_ENV_NL	Min	-7011.96	-2410.14	567.38	-833.48	-84.17
346	187	SX224	SLU_ENV_NL	Min	-38564.17	-11896.06	567.73	-833.48	-8.46
346	187	SX237	SLU_ENV_NL	Min	-45333.87	-13807.98	-286.52	-747.45	-8.46
346	187	SX236	SLE_NL	Max	-3079.34	-1736.85	-523.78	213.23	-62.29
346	187	SX223	SLE_NL	Max	-4065.45	-121.77	419.86	-616.78	-62.29
346	187	SX224	SLE_NL	Max	-14498.27	-3424.90	731.62	-616.78	54.64
346	187	SX237	SLE_NL	Max	-10416.80	-4104.00	-212.02	213.23	54.64
346	187	SX236	SLE_NL	Min	-3079.34	-1736.85	-523.78	213.23	-62.29



Autorità Portuale di Taranto
Interventi per il dragaggio di 2,3 M m³ di sedimenti in area Molo Polisettoriale e per la realizzazione di un primo lotto della cassa di colmata funzionale all'ampliamento del V Sporgente del Porto di Taranto

Allegati alla relazione di calcolo strutturale allineamento "BC"

Data 05/2016
Rev. B
c.d.c.: C296A
514B



346	187	SX223	SLE_NL	Min	-4065.45	-121.77	419.86	-616.78	-62.29
346	187	SX224	SLE_NL	Min	-14498.27	-3424.90	731.62	-616.78	54.64
346	187	SX237	SLE_NL	Min	-10416.80	-4104.00	-212.02	213.23	54.64
347	188	SX237	SLU_ENV_NL	Max	-130155.81	-41476.97	792.19	817.98	7028.73
347	188	SX224	SLU_ENV_NL	Max	-136953.31	-38729.25	1056.48	9085.06	7028.73
347	188	SX225	SLU_ENV_NL	Max	173409.79	51021.18	-561.77	9085.06	-437.60
347	188	SX238	SLU_ENV_NL	Max	169635.17	51705.74	-657.75	817.98	-437.60
347	188	SX237	SLU_ENV_NL	Min	-171473.96	-51678.46	225.28	-7323.43	439.65
347	188	SX224	SLU_ENV_NL	Min	-171044.57	-51611.73	517.73	1839.18	439.65
347	188	SX225	SLU_ENV_NL	Min	101254.01	31374.56	-932.20	1839.18	-7066.65
347	188	SX238	SLU_ENV_NL	Min	86147.57	22739.98	-1392.98	-7323.43	-7066.65
347	188	SX237	SLE_NL	Max	-96315.30	-30692.96	166.71	-5419.34	5201.26
347	188	SX224	SLE_NL	Max	-101345.45	-28659.65	781.80	6722.94	5201.26
347	188	SX225	SLE_NL	Max	74927.97	23217.17	-415.71	6722.94	-5229.32
347	188	SX238	SLE_NL	Max	63749.20	16827.59	-1030.80	-5419.34	-5229.32
347	188	SX237	SLE_NL	Min	-96315.30	-30692.96	166.71	-5419.34	5201.26
347	188	SX224	SLE_NL	Min	-101345.45	-28659.65	781.80	6722.94	5201.26
347	188	SX225	SLE_NL	Min	74927.97	23217.17	-415.71	6722.94	-5229.32
347	188	SX238	SLE_NL	Min	63749.20	16827.59	-1030.80	-5419.34	-5229.32
348	807	DX415	SLU_ENV_NL	Max	246.95	-123.01	314.29	7.35	0.38
348	807	DX402	SLU_ENV_NL	Max	897.99	106.44	-251.89	-0.28	0.38
348	807	DX403	SLU_ENV_NL	Max	277.29	81.56	-186.12	-0.28	1.93
348	807	DX416	SLU_ENV_NL	Max	231.09	-93.70	237.53	7.35	1.93
348	807	DX415	SLU_ENV_NL	Min	81.27	-644.20	-31.33	4.704E-02	-3.00
348	807	DX402	SLU_ENV_NL	Min	-377.38	-798.18	-510.52	-25.51	-3.00
348	807	DX403	SLU_ENV_NL	Min	-375.10	-754.68	-587.27	-25.51	0.43
348	807	DX416	SLU_ENV_NL	Min	-357.35	-605.70	34.44	4.704E-02	0.43
348	807	DX415	SLE_NL	Max	60.14	-91.03	232.57	5.44	-2.22
348	807	DX402	SLE_NL	Max	664.51	78.77	-377.78	-18.87	-2.22
348	807	DX403	SLE_NL	Max	205.19	60.35	-434.58	-18.87	1.43
348	807	DX416	SLE_NL	Max	-264.44	-69.34	175.77	5.44	1.43
348	807	DX415	SLE_NL	Min	60.14	-91.03	232.57	5.44	-2.22
348	807	DX402	SLE_NL	Min	664.51	78.77	-377.78	-18.87	-2.22
348	807	DX403	SLE_NL	Min	205.19	60.35	-434.58	-18.87	1.43
348	807	DX416	SLE_NL	Min	-264.44	-69.34	175.77	5.44	1.43
349	189	SX240	SLU_ENV_NL	Max	72263.94	24657.92	-408.82	1839.05	4468.64
349	189	SX227	SLU_ENV_NL	Max	62696.49	19415.35	374.96	4815.23	4468.64
349	189	SX228	SLU_ENV_NL	Max	15992.85	6964.15	1159.06	4815.23	1510.56
349	189	SX241	SLU_ENV_NL	Max	16644.09	2924.23	-264.71	1839.05	1510.56
349	189	SX240	SLU_ENV_NL	Min	-561.23	-1959.16	-1486.07	-5573.21	-1543.46
349	189	SX227	SLU_ENV_NL	Min	2612.79	3878.80	126.80	-1720.37	-1543.46
349	189	SX228	SLU_ENV_NL	Min	-27664.78	-10265.99	270.91	-1720.37	-4444.75
349	189	SX241	SLU_ENV_NL	Min	-32707.21	-8337.20	-701.97	-5573.21	-4444.75
349	189	SX240	SLE_NL	Max	-415.31	-1449.78	-302.53	1360.90	-1142.16
349	189	SX227	SLE_NL	Max	1933.46	2870.31	93.83	-1273.07	-1142.16
349	189	SX228	SLE_NL	Max	11834.71	5153.47	200.47	-1273.07	1117.81
349	189	SX241	SLE_NL	Max	12316.62	2163.93	-195.89	1360.90	1117.81
349	189	SX240	SLE_NL	Min	-415.31	-1449.78	-302.53	1360.90	-1142.16
349	189	SX227	SLE_NL	Min	1933.46	2870.31	93.83	-1273.07	-1142.16
349	189	SX228	SLE_NL	Min	11834.71	5153.47	200.47	-1273.07	1117.81
349	189	SX241	SLE_NL	Min	12316.62	2163.93	-195.89	1360.90	1117.81
350	190	SX241	SLU_ENV_NL	Max	16643.71	2924.10	696.67	5591.45	1510.60
350	190	SX228	SLU_ENV_NL	Max	15992.28	6963.98	-270.93	1720.45	1510.60
350	190	SX229	SLU_ENV_NL	Max	62046.17	19228.35	-126.76	1720.45	4488.06
350	190	SX242	SLU_ENV_NL	Max	71674.34	24495.47	1498.50	5591.45	4488.06
350	190	SX241	SLU_ENV_NL	Min	-32189.66	-8178.81	264.70	-1839.13	-4464.07
350	190	SX228	SLU_ENV_NL	Min	-27149.72	-10114.60	-1174.07	-4842.27	-4464.07
350	190	SX229	SLU_ENV_NL	Min	2613.38	3878.99	-372.25	-4842.27	-1543.51
350	190	SX242	SLU_ENV_NL	Min	-560.63	-1958.99	408.87	-1839.13	-1543.51
350	190	SX241	SLE_NL	Max	12316.34	2163.84	195.88	-1360.95	1117.85
350	190	SX228	SLE_NL	Max	11834.29	5153.35	-200.49	1273.13	1117.85
350	190	SX229	SLE_NL	Max	1933.90	2870.45	-93.80	1273.13	-1142.20
350	190	SX242	SLE_NL	Max	-414.87	-1449.65	302.56	-1360.95	-1142.20
350	190	SX241	SLE_NL	Min	12316.34	2163.84	195.88	-1360.95	1117.85
350	190	SX228	SLE_NL	Min	11834.29	5153.35	-200.49	1273.13	1117.85
350	190	SX229	SLE_NL	Min	1933.90	2870.45	-93.80	1273.13	-1142.20
350	190	SX242	SLE_NL	Min	-414.87	-1449.65	302.56	-1360.95	-1142.20
351	808	DX401	SLU_ENV_NL	Max	92725.38	27988.65	1350.98	-117.10	-37.03
351	808	DX388	SLU_ENV_NL	Max	97507.06	29462.94	-537.62	-665.11	-37.03
351	808	DX389	SLU_ENV_NL	Max	-1131.27	386.33	-16.41	-665.11	46.80
351	808	DX402	SLU_ENV_NL	Max	350.74	274.90	1039.04	-117.10	46.80
351	808	DX401	SLU_ENV_NL	Min	21772.34	6565.44	121.68	-1330.56	-51.80
351	808	DX388	SLU_ENV_NL	Min	18205.45	5451.10	-1086.09	-1987.46	-51.80
351	808	DX389	SLU_ENV_NL	Min	-6032.66	-1682.21	-1398.04	-1987.46	45.22
351	808	DX402	SLU_ENV_NL	Min	-2316.43	-16.60	642.90	-1330.56	45.22
351	808	DX401	SLE_NL	Max	16111.53	4858.43	90.04	-86.66	-27.40
351	808	DX388	SLE_NL	Max	13472.03	4033.81	-397.84	-492.18	-27.40
351	808	DX389	SLE_NL	Max	-4464.17	-1244.84	-12.14	-492.18	33.46
351	808	DX402	SLE_NL	Max	259.55	203.42	475.74	-86.66	33.46
351	808	DX401	SLE_NL	Min	16111.53	4858.43	90.04	-86.66	-27.40
351	808	DX388	SLE_NL	Min	13472.03	4033.81	-397.84	-492.18	-27.40



Autorità Portuale di Taranto
Interventi per il dragaggio di 2,3 M m³ di sedimenti in area Molo Polisettoriale e per la realizzazione di un primo lotto della cassa di colmata funzionale all'ampliamento del V Sporgente del Porto di Taranto

Allegati alla relazione di calcolo strutturale allineamento "BC"

Data 05/2016
Rev. B
c.d.c.: C296A
514B



351	808	DX389	SLE_NL	Min	-4464.17	-1244.84	-12.14	-492.18	33.46
351	808	DX402	SLE_NL	Min	259.55	203.42	475.74	-86.66	33.46
352	191	SX244	SLU_ENV_NL	Max	169099.97	51557.18	1393.03	7323.43	-416.22
352	191	SX231	SLU_ENV_NL	Max	172820.16	50847.59	929.61	-1809.15	-416.22
352	191	SX232	SLU_ENV_NL	Max	-136953.58	-38729.34	-510.04	-1809.15	7028.74
352	191	SX245	SLU_ENV_NL	Max	-130156.36	-41477.15	-225.40	7323.43	7028.74
352	191	SX244	SLU_ENV_NL	Min	86147.77	22740.10	648.56	-837.58	-7066.65
352	191	SX231	SLU_ENV_NL	Min	101254.50	31374.77	561.89	-9085.06	-7066.65
352	191	SX232	SLU_ENV_NL	Min	-170254.57	-51381.02	-1056.54	-9085.06	418.39
352	191	SX245	SLU_ENV_NL	Min	-170697.34	-51439.65	-791.09	-837.58	418.39
352	191	SX244	SLE_NL	Max	63749.35	16827.67	1030.84	5419.34	-5229.32
352	191	SX231	SLE_NL	Max	74928.33	23217.33	415.80	-6722.95	-5229.32
352	191	SX232	SLE_NL	Max	-101345.65	-28659.71	-781.84	-6722.95	5201.26
352	191	SX245	SLE_NL	Max	-96315.71	-30693.09	-166.79	5419.34	5201.26
352	191	SX244	SLE_NL	Min	63749.35	16827.67	1030.84	5419.34	-5229.32
352	191	SX231	SLE_NL	Min	74928.33	23217.33	415.80	-6722.95	-5229.32
352	191	SX232	SLE_NL	Min	-101345.65	-28659.71	-781.84	-6722.95	5201.26
352	191	SX245	SLE_NL	Min	-96315.71	-30693.09	-166.79	5419.34	5201.26
353	192	SX407	SLU_ENV_NL	Max	-62503.06	-18714.97	221.08	324.32	538.95
353	192	SX394	SLU_ENV_NL	Max	-62014.27	-18603.77	269.62	1338.96	538.95
353	192	SX395	SLU_ENV_NL	Max	91764.31	27745.27	60.93	1338.96	67.18
353	192	SX408	SLU_ENV_NL	Max	90204.72	27056.04	-105.92	324.32	67.18
353	192	SX407	SLU_ENV_NL	Min	-137965.96	-41250.34	5.60	81.96	-67.63
353	192	SX394	SLU_ENV_NL	Min	-138322.26	-41227.24	230.54	167.39	-67.63
353	192	SX395	SLU_ENV_NL	Min	17128.89	4831.93	-96.46	167.39	-540.85
353	192	SX408	SLU_ENV_NL	Min	16934.85	4772.57	-203.09	81.96	-540.85
353	192	SX407	SLE_NL	Max	-46252.27	-13849.08	4.15	240.00	-50.05
353	192	SX394	SLE_NL	Max	-45890.56	-13766.79	199.52	123.87	-50.05
353	192	SX395	SLE_NL	Max	12675.38	3575.63	45.09	123.87	49.71
353	192	SX408	SLE_NL	Max	12531.79	3531.70	-150.29	240.00	49.71
353	192	SX407	SLE_NL	Min	-46252.27	-13849.08	4.15	240.00	-50.05
353	192	SX394	SLE_NL	Min	-45890.56	-13766.79	199.52	123.87	-50.05
353	192	SX395	SLE_NL	Min	12675.38	3575.63	45.09	123.87	49.71
353	192	SX408	SLE_NL	Min	12531.79	3531.70	-150.29	240.00	49.71
354	809	DX402	SLU_ENV_NL	Max	1082.02	707.02	-202.73	38.65	-0.68
354	809	DX389	SLU_ENV_NL	Max	399.98	839.70	1265.75	-2.65	-0.68
354	809	DX390	SLU_ENV_NL	Max	365.51	816.38	1421.59	-2.65	10.17
354	809	DX403	SLU_ENV_NL	Max	142.88	688.40	-234.78	38.65	10.17
354	809	DX402	SLU_ENV_NL	Min	75.65	501.26	-626.44	1.73	-7.46
354	809	DX389	SLU_ENV_NL	Min	-188.72	63.99	-136.53	-78.79	-7.46
354	809	DX390	SLU_ENV_NL	Min	-1591.65	-726.97	-168.58	-78.79	-1.944E-02
354	809	DX403	SLU_ENV_NL	Min	56.36	-147.87	-470.59	1.73	-1.944E-02
354	809	DX402	SLE_NL	Max	800.70	370.94	-463.57	28.60	-5.52
354	809	DX389	SLE_NL	Max	-139.65	47.35	936.65	-58.30	-5.52
354	809	DX390	SLE_NL	Max	-1177.82	-537.96	1051.98	-58.30	7.52
354	809	DX403	SLE_NL	Max	105.73	-109.42	-348.24	28.60	7.52
354	809	DX402	SLE_NL	Min	800.70	370.94	-463.57	28.60	-5.52
354	809	DX389	SLE_NL	Min	-139.65	47.35	936.65	-58.30	-5.52
354	809	DX390	SLE_NL	Min	-1177.82	-537.96	1051.98	-58.30	7.52
354	809	DX403	SLE_NL	Min	105.73	-109.42	-348.24	28.60	7.52
355	193	SX222	SLU_ENV_NL	Max	883.25	-300.86	2315.80	36.01	-3.17
355	193	SX209	SLU_ENV_NL	Max	341.08	1291.56	88.90	-281.66	-3.17
355	193	SX210	SLU_ENV_NL	Max	-7487.30	-1115.42	151.92	-281.66	20.20
355	193	SX223	SLU_ENV_NL	Max	-7095.41	-3319.19	2590.26	36.01	20.20
355	193	SX222	SLU_ENV_NL	Min	-580.87	-1507.88	-202.57	-232.74	-37.55
355	193	SX209	SLU_ENV_NL	Min	-1045.66	-413.88	-966.00	-326.58	-37.55
355	193	SX210	SLU_ENV_NL	Min	-14118.22	-3644.15	-691.54	-326.58	4.63
355	193	SX223	SLU_ENV_NL	Min	-11435.01	-3519.21	-139.55	-232.74	4.63
355	193	SX222	SLE_NL	Max	-429.85	-1115.83	-149.90	26.64	-27.79
355	193	SX209	SLE_NL	Max	252.40	955.76	65.78	-241.67	-27.79
355	193	SX210	SLE_NL	Max	-5540.60	-825.41	112.42	-241.67	14.95
355	193	SX223	SLE_NL	Max	-5250.60	-2604.21	-103.27	26.64	14.95
355	193	SX222	SLE_NL	Min	-429.85	-1115.83	-149.90	26.64	-27.79
355	193	SX209	SLE_NL	Min	252.40	955.76	65.78	-241.67	-27.79
355	193	SX210	SLE_NL	Min	-5540.60	-825.41	112.42	-241.67	14.95
355	193	SX223	SLE_NL	Min	-5250.60	-2604.21	-103.27	26.64	14.95
356	194	SX223	SLU_ENV_NL	Max	-5166.58	-1925.47	370.14	-2.85	-2.57
356	194	SX210	SLU_ENV_NL	Max	-9872.70	-1844.49	1599.15	-829.47	-2.57
356	194	SX211	SLU_ENV_NL	Max	-30830.88	-7977.75	2705.74	-829.47	58.12
356	194	SX224	SLU_ENV_NL	Max	-21683.78	-7746.50	1392.02	-2.85	58.12
356	194	SX223	SLU_ENV_NL	Min	-6789.66	-2927.11	285.43	-659.23	-60.96
356	194	SX210	SLU_ENV_NL	Min	-16866.37	-4468.70	-384.22	-848.18	-60.96
356	194	SX211	SLU_ENV_NL	Min	-50627.30	-14813.03	380.06	-848.18	21.41
356	194	SX224	SLU_ENV_NL	Min	-38583.76	-11705.04	1134.42	-659.23	21.41
356	194	SX223	SLE_NL	Max	-3823.27	-2166.06	273.90	-2.11	-45.11
356	194	SX210	SLE_NL	Max	-7305.80	-1364.92	-284.33	-627.65	-45.11
356	194	SX211	SLE_NL	Max	-22814.85	-5903.54	281.24	-627.65	43.01
356	194	SX224	SLE_NL	Max	-16046.00	-5732.41	839.47	-2.11	43.01
356	194	SX223	SLE_NL	Min	-3823.27	-2166.06	273.90	-2.11	-45.11
356	194	SX210	SLE_NL	Min	-7305.80	-1364.92	-284.33	-627.65	-45.11
356	194	SX211	SLE_NL	Min	-22814.85	-5903.54	281.24	-627.65	43.01



Autorità Portuale di Taranto
Interventi per il dragaggio di 2,3 M m³ di sedimenti in area Molo Polisettoriale e per la realizzazione di un primo lotto della cassa di colmata funzionale all'ampliamento del V Sporgente del Porto di Taranto

Allegati alla relazione di calcolo strutturale allineamento "BC"

Data 05/2016
Rev. B
c.d.c.: C296A
514B



356	194	SX224	SLE_NL	Min	-16046.00	-5732.41	839.47	-2.11	43.01
357	195	SX224	SLU_ENV_NL	Max	-143177.54	-45390.47	1980.45	-743.15	7568.31
357	195	SX211	SLU_ENV_NL	Max	-149222.06	-42299.25	2538.91	9842.98	7568.31
357	195	SX212	SLU_ENV_NL	Max	185660.92	54716.65	-1945.44	9842.98	-1811.89
357	195	SX225	SLU_ENV_NL	Max	174472.72	52050.57	-1033.39	-743.15	-1811.89
357	195	SX224	SLU_ENV_NL	Min	-171898.49	-51944.44	1539.47	-7826.10	1795.86
357	195	SX211	SLU_ENV_NL	Min	-168064.87	-49799.32	627.42	3456.64	1795.86
357	195	SX212	SLU_ENV_NL	Min	122772.88	39833.24	-1947.31	3456.64	-7609.96
357	195	SX225	SLU_ENV_NL	Min	105194.50	30423.31	-2505.76	-7826.10	-7609.96
357	195	SX224	SLE_NL	Max	-105951.38	-33588.95	1139.20	-5791.31	5600.55
357	195	SX211	SLE_NL	Max	-110424.33	-31301.45	464.29	7283.80	5600.55
357	195	SX212	SLE_NL	Max	90851.93	29476.60	-1439.63	7283.80	-5631.37
357	195	SX225	SLE_NL	Max	77843.93	22513.25	-764.71	-5791.31	-5631.37
357	195	SX224	SLE_NL	Min	-105951.38	-33588.95	1139.20	-5791.31	5600.55
357	195	SX211	SLE_NL	Min	-110424.33	-31301.45	464.29	7283.80	5600.55
357	195	SX212	SLE_NL	Min	90851.93	29476.60	-1439.63	7283.80	-5631.37
357	195	SX225	SLE_NL	Min	77843.93	22513.25	-764.71	-5791.31	-5631.37
358	810	DX378	SLU_ENV_NL	Max	-111.34	291.92	134.12	-4.41	30.74
358	810	DX365	SLU_ENV_NL	Max	931.62	889.44	3197.43	272.17	30.74
358	810	DX366	SLU_ENV_NL	Max	5140.69	1297.43	2793.56	272.17	-0.46
358	810	DX379	SLU_ENV_NL	Max	48.83	-70.11	176.22	-4.41	-0.46
358	810	DX378	SLU_ENV_NL	Min	-1564.21	-755.89	-1155.55	-172.41	1.05
358	810	DX365	SLU_ENV_NL	Min	-495.45	-862.82	43.21	5.61	1.05
358	810	DX366	SLU_ENV_NL	Min	-474.06	-837.81	85.31	5.61	-35.98
358	810	DX379	SLU_ENV_NL	Min	-62.68	-724.44	-1559.42	-172.41	-35.98
358	810	DX378	SLE_NL	Max	-1157.51	216.02	-855.11	-127.58	22.74
358	810	DX365	SLE_NL	Max	689.40	658.18	2366.10	201.41	22.74
358	810	DX366	SLE_NL	Max	3804.11	960.10	2067.24	201.41	-26.62
358	810	DX379	SLE_NL	Max	36.14	-51.88	-1153.97	-127.58	-26.62
358	810	DX378	SLE_NL	Min	-1157.51	216.02	-855.11	-127.58	22.74
358	810	DX365	SLE_NL	Min	689.40	658.18	2366.10	201.41	22.74
358	810	DX366	SLE_NL	Min	3804.11	960.10	2067.24	201.41	-26.62
358	810	DX379	SLE_NL	Min	36.14	-51.88	-1153.97	-127.58	-26.62
359	196	SX227	SLU_ENV_NL	Max	59132.74	16611.53	193.73	652.01	4825.33
359	196	SX214	SLU_ENV_NL	Max	48883.98	11795.68	-278.06	5321.95	4825.33
359	196	SX215	SLU_ENV_NL	Max	14704.87	6287.42	-88.09	5321.95	503.88
359	196	SX228	SLU_ENV_NL	Max	14071.11	2364.70	1183.42	652.01	503.88
359	196	SX227	SLU_ENV_NL	Min	1374.65	-2054.69	-26.66	-5902.46	-533.02
359	196	SX214	SLU_ENV_NL	Min	2786.25	2770.88	-1692.24	-556.49	-533.02
359	196	SX215	SLU_ENV_NL	Min	-18064.50	-6696.55	-702.54	-556.49	-4805.33
359	196	SX228	SLU_ENV_NL	Min	-23515.22	-5509.46	163.31	-5902.46	-4805.33
359	196	SX227	SLE_NL	Max	1017.24	-1520.47	-19.73	482.49	-394.44
359	196	SX214	SLE_NL	Max	2061.82	2050.45	-205.77	-411.80	-394.44
359	196	SX215	SLE_NL	Max	10881.60	4652.69	-65.19	-411.80	372.87
359	196	SX228	SLE_NL	Max	10412.62	1749.88	120.85	482.49	372.87
359	196	SX227	SLE_NL	Min	1017.24	-1520.47	-19.73	482.49	-394.44
359	196	SX214	SLE_NL	Min	2061.82	2050.45	-205.77	-411.80	-394.44
359	196	SX215	SLE_NL	Min	10881.60	4652.69	-65.19	-411.80	372.87
359	196	SX228	SLE_NL	Min	10412.62	1749.88	120.85	482.49	372.87
360	197	SX228	SLU_ENV_NL	Max	14070.50	2364.51	-163.22	5927.85	503.91
360	197	SX215	SLU_ENV_NL	Max	14704.46	6287.31	696.12	556.54	503.91
360	197	SX216	SLU_ENV_NL	Max	48138.62	11555.84	1707.23	556.54	4851.25
360	197	SX229	SLU_ENV_NL	Max	58463.77	16405.38	26.59	5927.85	4851.25
360	197	SX228	SLU_ENV_NL	Min	-22983.54	-5345.73	-1200.02	-652.05	-4831.11
360	197	SX215	SLU_ENV_NL	Min	-17534.13	-6541.67	88.17	-5356.95	-4831.11
360	197	SX216	SLU_ENV_NL	Min	2787.21	2771.18	277.98	-5356.95	-533.06
360	197	SX229	SLU_ENV_NL	Min	1375.28	-2054.48	-188.91	-652.05	-533.06
360	197	SX228	SLE_NL	Max	10412.17	1749.74	-120.78	-482.52	372.90
360	197	SX215	SLE_NL	Max	10881.30	4652.61	65.25	411.84	372.90
360	197	SX216	SLE_NL	Max	2062.53	2050.68	205.71	411.84	-394.46
360	197	SX229	SLE_NL	Max	1017.71	-1520.32	19.67	-482.52	-394.46
360	197	SX228	SLE_NL	Min	10412.17	1749.74	-120.78	-482.52	372.90
360	197	SX215	SLE_NL	Min	10881.30	4652.61	65.25	411.84	372.90
360	197	SX216	SLE_NL	Min	2062.53	2050.68	205.71	411.84	-394.46
360	197	SX229	SLE_NL	Min	1017.71	-1520.32	19.67	-482.52	-394.46
361	811	DX379	SLU_ENV_NL	Max	-2418.84	-1440.51	1557.79	1302.64	163.09
361	811	DX366	SLU_ENV_NL	Max	1909.61	353.89	194.64	2222.92	163.09
361	811	DX367	SLU_ENV_NL	Max	103205.30	30801.63	-1409.23	2222.92	-71.34
361	811	DX380	SLU_ENV_NL	Max	98548.34	29360.08	1272.55	1302.64	-71.34
361	811	DX379	SLU_ENV_NL	Min	-7600.99	-2390.85	1064.82	-599.89	66.79
361	811	DX366	SLU_ENV_NL	Min	-1622.02	-1172.98	-1291.96	1731.79	66.79
361	811	DX367	SLU_ENV_NL	Min	40664.91	12139.69	-1577.20	1731.79	-186.89
361	811	DX380	SLU_ENV_NL	Min	19714.64	5960.06	-539.05	-599.89	-186.89
361	811	DX379	SLE_NL	Max	-5624.73	-1769.23	787.97	-443.92	120.68
361	811	DX366	SLE_NL	Max	1413.11	261.88	144.04	1281.52	120.68
361	811	DX367	SLE_NL	Max	30092.03	8983.37	-1042.83	1281.52	-138.30
361	811	DX380	SLE_NL	Max	14588.84	4410.45	-398.90	-443.92	-138.30
361	811	DX379	SLE_NL	Min	-5624.73	-1769.23	787.97	-443.92	120.68
361	811	DX366	SLE_NL	Min	1413.11	261.88	144.04	1281.52	120.68
361	811	DX367	SLE_NL	Min	30092.03	8983.37	-1042.83	1281.52	-138.30
361	811	DX380	SLE_NL	Min	14588.84	4410.45	-398.90	-443.92	-138.30



Autorità Portuale di Taranto
Interventi per il dragaggio di 2,3 M³ di sedimenti in area Molo Polisettoriale e per la realizzazione di un primo lotto della cassa di colmata funzionale all'ampliamento del V Sporgente del Porto di Taranto

Allegati alla relazione di calcolo strutturale allineamento "BC"

Data 05/2016
Rev. B
c.d.c.: C296A
514B



362	198	SX231	SLU_ENV_NL	Max	173865.83	51867.33	2501.33	7826.11	-1783.49
362	198	SX218	SLU_ENV_NL	Max	184983.80	54500.36	1945.34	-3418.01	-1783.49
362	198	SX219	SLU_ENV_NL	Max	-149222.65	-42299.42	-627.35	-3418.01	7568.32
362	198	SX232	SLU_ENV_NL	Max	-143177.80	-45390.55	-1539.35	7826.11	7568.32
362	198	SX231	SLU_ENV_NL	Min	105194.95	30423.41	1033.34	715.84	-7609.97
362	198	SX218	SLU_ENV_NL	Min	122773.07	39833.25	1935.51	-9842.99	-7609.97
362	198	SX219	SLU_ENV_NL	Min	-167236.91	-49557.68	-2537.49	-9842.99	1767.61
362	198	SX232	SLU_ENV_NL	Min	-171088.08	-51693.57	-1971.67	715.84	1767.61
362	198	SX231	SLE_NL	Max	77844.26	22513.32	764.67	5791.32	-5631.38
362	198	SX218	SLE_NL	Max	90852.07	29476.60	1439.55	-7283.82	-5631.38
362	198	SX219	SLE_NL	Max	-110424.76	-31301.57	-464.24	-7283.82	5600.56
362	198	SX232	SLE_NL	Max	-105951.57	-33589.01	-1139.12	5791.32	5600.56
362	198	SX231	SLE_NL	Min	77844.26	22513.32	764.67	5791.32	-5631.38
362	198	SX218	SLE_NL	Min	90852.07	29476.60	1439.55	-7283.82	-5631.38
362	198	SX219	SLE_NL	Min	-110424.76	-31301.57	-464.24	-7283.82	5600.56
362	198	SX232	SLE_NL	Min	-105951.57	-33589.01	-1139.12	5791.32	5600.56
363	199	SX410	SLU_ENV_NL	Max	71480.47	20698.19	423.50	245.11	126.37
363	199	SX397	SLU_ENV_NL	Max	72616.46	21264.04	-221.76	225.93	126.37
363	199	SX398	SLU_ENV_NL	Max	20354.63	6062.32	-286.07	225.93	499.97
363	199	SX411	SLU_ENV_NL	Max	20117.11	6006.08	309.71	245.11	499.97
363	199	SX410	SLU_ENV_NL	Min	-4975.95	-2176.36	293.66	-68.59	-501.33
363	199	SX397	SLU_ENV_NL	Min	-5236.96	-2248.34	-292.27	-921.89	-501.33
363	199	SX398	SLU_ENV_NL	Min	-37273.54	-10985.38	-335.55	-921.89	-126.33
363	199	SX411	SLU_ENV_NL	Min	-36635.42	-10930.20	299.86	-68.59	-126.33
363	199	SX410	SLE_NL	Max	-3682.20	-1610.51	217.31	-50.75	93.51
363	199	SX397	SLE_NL	Max	-3875.35	-1663.77	-216.28	167.19	93.51
363	199	SX398	SLE_NL	Max	15062.43	4486.12	-211.69	167.19	-93.48
363	199	SX411	SLE_NL	Max	14886.66	4444.50	221.89	-50.75	-93.48
363	199	SX410	SLE_NL	Min	-3682.20	-1610.51	217.31	-50.75	93.51
363	199	SX397	SLE_NL	Min	-3875.35	-1663.77	-216.28	167.19	93.51
363	199	SX398	SLE_NL	Min	15062.43	4486.12	-211.69	167.19	-93.48
363	199	SX411	SLE_NL	Min	14886.66	4444.50	221.89	-50.75	-93.48
364	200	SX411	SLU_ENV_NL	Max	20116.97	6006.04	-299.85	68.59	499.79
364	200	SX398	SLU_ENV_NL	Max	20354.48	6062.28	335.37	919.55	499.79
364	200	SX399	SLU_ENV_NL	Max	72310.65	21173.48	292.27	919.55	126.37
364	200	SX412	SLU_ENV_NL	Max	71174.09	20608.24	-293.64	68.59	126.37
364	200	SX411	SLU_ENV_NL	Min	-36254.25	-10815.81	-308.73	-247.04	-126.33
364	200	SX398	SLU_ENV_NL	Min	-36891.95	-10870.94	286.06	-225.94	-126.33
364	200	SX399	SLU_ENV_NL	Min	-5237.02	-2248.33	221.20	-225.94	-501.14
364	200	SX412	SLU_ENV_NL	Min	-4975.98	-2176.34	-422.90	-247.04	-501.14
364	200	SX411	SLE_NL	Max	14886.56	4444.47	-221.89	50.76	-93.48
364	200	SX398	SLE_NL	Max	15062.32	4486.08	211.68	-167.19	-93.48
364	200	SX399	SLE_NL	Max	-3875.39	-1663.76	216.28	-167.19	93.52
364	200	SX412	SLE_NL	Max	-3682.22	-1610.50	-217.30	50.76	93.52
364	200	SX411	SLE_NL	Min	14886.56	4444.47	-221.89	50.76	-93.48
364	200	SX398	SLE_NL	Min	15062.32	4486.08	211.68	-167.19	-93.48
364	200	SX399	SLE_NL	Min	-3875.39	-1663.76	216.28	-167.19	93.52
364	200	SX412	SLE_NL	Min	-3682.22	-1610.50	-217.30	50.76	93.52
365	201	SX209	SLU_ENV_NL	Max	21.49	-871.37	41.47	-60.61	-16.45
365	201	SX196	SLU_ENV_NL	Max	2104.22	1602.76	2078.97	-309.43	-16.45
365	201	SX197	SLU_ENV_NL	Max	-9450.66	-1450.61	1733.27	-309.43	12.11
365	201	SX210	SLU_ENV_NL	Max	-8561.68	-3599.07	167.90	-60.61	12.11
365	201	SX209	SLU_ENV_NL	Min	-1310.40	-1536.69	-690.09	-220.04	-27.52
365	201	SX196	SLU_ENV_NL	Min	231.24	786.77	785.78	-328.29	-27.52
365	201	SX197	SLU_ENV_NL	Min	-11317.57	-3816.21	912.22	-328.29	0.79
365	201	SX210	SLU_ENV_NL	Min	-14954.17	-6190.32	-1035.78	-220.04	0.79
365	201	SX209	SLE_NL	Max	15.90	-644.82	30.69	-44.85	-20.37
365	201	SX196	SLE_NL	Max	171.12	1186.04	581.48	-228.98	-20.37
365	201	SX197	SLE_NL	Max	-6993.49	-1073.45	675.04	-228.98	8.96
365	201	SX210	SLE_NL	Max	-6335.64	-2663.31	124.25	-44.85	8.96
365	201	SX209	SLE_NL	Min	15.90	-644.82	30.69	-44.85	-20.37
365	201	SX196	SLE_NL	Min	171.12	1186.04	581.48	-228.98	-20.37
365	201	SX197	SLE_NL	Min	-6993.49	-1073.45	675.04	-228.98	8.96
365	201	SX210	SLE_NL	Min	-6335.64	-2663.31	124.25	-44.85	8.96
366	202	SX210	SLU_ENV_NL	Max	-9664.58	-3918.95	2531.63	-249.05	-33.45
366	202	SX197	SLU_ENV_NL	Max	-7284.41	-913.75	1140.76	-830.19	-33.45
366	202	SX198	SLU_ENV_NL	Max	-32248.02	-8516.96	1101.99	-830.19	31.80
366	202	SX211	SLU_ENV_NL	Max	-32565.38	-10991.22	1611.68	-249.05	31.80
366	202	SX210	SLU_ENV_NL	Min	-17316.36	-6892.28	-48.02	-640.89	-50.06
366	202	SX197	SLU_ENV_NL	Min	-7624.48	-2612.95	-1838.98	-917.64	-50.06
366	202	SX198	SLU_ENV_NL	Min	-41886.01	-12186.28	-2758.93	-917.64	5.53
366	202	SX211	SLU_ENV_NL	Min	-51345.10	-16282.06	-86.79	-640.89	5.53
366	202	SX210	SLE_NL	Max	-7151.79	-2900.02	-35.53	-184.30	-37.05
366	202	SX197	SLE_NL	Max	-5642.11	-676.18	844.16	-614.34	-37.05
366	202	SX198	SLE_NL	Max	-23863.53	-6302.55	815.47	-614.34	23.53
366	202	SX211	SLE_NL	Max	-24098.38	-8133.51	-64.22	-184.30	23.53
366	202	SX210	SLE_NL	Min	-7151.79	-2900.02	-35.53	-184.30	-37.05
366	202	SX197	SLE_NL	Min	-5642.11	-676.18	844.16	-614.34	-37.05
366	202	SX198	SLE_NL	Min	-23863.53	-6302.55	815.47	-614.34	23.53
366	202	SX211	SLE_NL	Min	-24098.38	-8133.51	-64.22	-184.30	23.53
367	203	SX211	SLU_ENV_NL	Max	-155840.21	-49222.92	613.61	-2318.09	8013.49



Autorità Portuale di Taranto
Interventi per il dragaggio di 2,3 M m³ di sedimenti in area Molo Polisettoriale e per la realizzazione di un primo lotto della cassa di colmata funzionale all'ampliamento del V Sporgente del Porto di Taranto

Allegati alla relazione di calcolo strutturale allineamento "BC"

Data 05/2016
Rev. B
c.d.c.: C296A
514B



367	203	SX198	SLU_ENV_NL	Max	-163154.17	-46539.56	1195.37	10493.52	8013.49
367	203	SX199	SLU_ENV_NL	Max	195713.18	59803.30	-1424.11	10493.52	-3210.44
367	203	SX212	SLU_ENV_NL	Max	188172.26	57863.45	-131.27	-2318.09	-3210.44
367	203	SX211	SLU_ENV_NL	Min	-170431.25	-52462.91	466.26	-8208.12	3201.70
367	203	SX198	SLU_ENV_NL	Min	-175377.16	-51778.62	-1003.07	5146.30	3201.70
367	203	SX199	SLU_ENV_NL	Min	144669.97	44206.66	-1600.60	5146.30	-8051.78
367	203	SX212	SLU_ENV_NL	Min	125983.26	35397.68	-2005.87	-8208.12	-8051.78
367	203	SX211	SLE_NL	Max	-115321.76	-36424.96	454.07	-6074.01	5929.99
367	203	SX198	SLE_NL	Max	-120734.09	-34439.27	884.58	7765.21	5929.99
367	203	SX199	SLE_NL	Max	107055.78	32712.93	-1053.84	7765.21	-5958.32
367	203	SX212	SLE_NL	Max	93227.62	26194.28	-1484.34	-6074.01	-5958.32
367	203	SX211	SLE_NL	Min	-115321.76	-36424.96	454.07	-6074.01	5929.99
367	203	SX198	SLE_NL	Min	-120734.09	-34439.27	884.58	7765.21	5929.99
367	203	SX199	SLE_NL	Min	107055.78	32712.93	-1053.84	7765.21	-5958.32
367	203	SX212	SLE_NL	Min	93227.62	26194.28	-1484.34	-6074.01	-5958.32
368	812	DX365	SLU_ENV_NL	Max	101.87	692.24	3108.66	-13.23	46.99
368	812	DX352	SLU_ENV_NL	Max	873.49	843.90	460.74	435.82	46.99
368	812	DX353	SLU_ENV_NL	Max	8639.56	2698.10	268.27	435.82	-2.96
368	812	DX366	SLU_ENV_NL	Max	5839.99	1987.32	2916.19	-13.23	-2.96
368	812	DX365	SLU_ENV_NL	Min	-49.49	-235.26	94.83	-204.41	1.96
368	812	DX352	SLU_ENV_NL	Min	450.96	-158.85	140.14	19.53	1.96
368	812	DX353	SLU_ENV_NL	Min	761.29	927.07	74.33	19.53	-49.08
368	812	DX366	SLU_ENV_NL	Min	8.35	701.70	29.03	-204.41	-49.08
368	812	DX365	SLE_NL	Max	75.39	-174.09	2300.41	-151.27	34.77
368	812	DX352	SLE_NL	Max	646.38	-117.55	340.95	322.50	34.77
368	812	DX353	SLE_NL	Max	6393.27	1996.59	198.52	322.50	-36.32
368	812	DX366	SLE_NL	Max	4321.59	1470.61	2157.98	-151.27	-36.32
368	812	DX365	SLE_NL	Min	75.39	-174.09	2300.41	-151.27	34.77
368	812	DX352	SLE_NL	Min	646.38	-117.55	340.95	322.50	34.77
368	812	DX353	SLE_NL	Min	6393.27	1996.59	198.52	322.50	-36.32
368	812	DX366	SLE_NL	Min	4321.59	1470.61	2157.98	-151.27	-36.32
369	204	SX214	SLU_ENV_NL	Max	47242.20	16603.68	-677.87	-1113.17	5671.91
369	204	SX201	SLU_ENV_NL	Max	35422.73	12396.49	132.71	6400.94	5671.91
369	204	SX202	SLU_ENV_NL	Max	16099.23	6355.85	1346.94	6400.94	-1014.58
369	204	SX215	SLU_ENV_NL	Max	13837.23	2753.34	-128.93	-1113.17	-1014.58
369	204	SX214	SLU_ENV_NL	Min	1496.85	-885.15	-1969.77	-6803.59	991.52
369	204	SX201	SLU_ENV_NL	Min	-354.76	2434.83	-199.34	1224.90	991.52
369	204	SX202	SLU_ENV_NL	Min	-7117.89	-3418.41	349.60	1224.90	-5657.71
369	204	SX215	SLU_ENV_NL	Min	-13979.67	-3361.04	-755.55	-6803.59	-5657.71
369	204	SX214	SLE_NL	Max	1107.67	-655.01	-501.62	-823.74	733.72
369	204	SX201	SLE_NL	Max	-262.52	1801.78	-147.51	906.43	733.72
369	204	SX202	SLE_NL	Max	11913.43	4703.33	258.70	906.43	-750.79
369	204	SX215	SLE_NL	Max	10239.55	2037.47	-95.41	-823.74	-750.79
369	204	SX214	SLE_NL	Min	1107.67	-655.01	-501.62	-823.74	733.72
369	204	SX201	SLE_NL	Min	-262.52	1801.78	-147.51	906.43	733.72
369	204	SX202	SLE_NL	Min	11913.43	4703.33	258.70	906.43	-750.79
369	204	SX215	SLE_NL	Min	10239.55	2037.47	-95.41	-823.74	-750.79
370	205	SX215	SLU_ENV_NL	Max	13836.82	2753.22	744.16	6838.45	-1014.56
370	205	SX202	SLU_ENV_NL	Max	16098.66	6355.68	-349.64	-1224.90	-1014.56
370	205	SX203	SLU_ENV_NL	Max	34557.35	12148.74	199.39	-1224.90	5706.37
370	205	SX216	SLU_ENV_NL	Max	46489.54	16397.30	1992.02	6838.45	5706.37
370	205	SX215	SLU_ENV_NL	Min	-13427.05	-3189.78	128.89	1113.17	-5691.99
370	205	SX202	SLU_ENV_NL	Min	-6570.69	-3259.72	-1371.90	-6446.35	-5691.99
370	205	SX203	SLU_ENV_NL	Min	-353.97	2435.06	-124.04	-6446.35	991.50
370	205	SX216	SLU_ENV_NL	Min	1497.81	-884.87	677.92	1113.17	991.50
370	205	SX215	SLE_NL	Max	10239.24	2037.38	95.38	823.75	-750.78
370	205	SX202	SLE_NL	Max	11913.01	4703.20	-258.73	-906.42	-750.78
370	205	SX203	SLE_NL	Max	-261.94	1801.94	147.55	-906.42	733.71
370	205	SX216	SLE_NL	Max	1108.38	-654.80	501.66	823.75	733.71
370	205	SX215	SLE_NL	Min	10239.24	2037.38	95.38	823.75	-750.78
370	205	SX202	SLE_NL	Min	11913.01	4703.20	-258.73	-906.42	-750.78
370	205	SX203	SLE_NL	Min	-261.94	1801.94	147.55	-906.42	733.71
370	205	SX216	SLE_NL	Min	1108.38	-654.80	501.66	823.75	733.71
371	813	DX366	SLU_ENV_NL	Max	-612.67	120.21	1210.19	1597.70	183.03
371	813	DX353	SLU_ENV_NL	Max	25813.96	7880.87	2044.93	2270.75	183.03
371	813	DX354	SLU_ENV_NL	Max	107491.80	32423.66	1110.76	2270.75	-38.58
371	813	DX367	SLU_ENV_NL	Max	104069.83	31413.06	-1324.94	1597.70	-38.58
371	813	DX366	SLU_ENV_NL	Min	-1915.16	21.07	-1151.36	-522.52	35.96
371	813	DX353	SLU_ENV_NL	Min	-2035.41	92.49	1284.34	2094.34	35.96
371	813	DX354	SLU_ENV_NL	Min	83894.32	25120.55	-1475.37	2094.34	-236.22
371	813	DX367	SLU_ENV_NL	Min	43355.23	13032.66	-2310.11	-522.52	-236.22
371	813	DX366	SLE_NL	Max	-453.37	15.59	895.54	-386.66	135.44
371	813	DX353	SLE_NL	Max	19102.33	5831.84	1513.25	1680.36	135.44
371	813	DX354	SLE_NL	Max	62081.79	18589.21	-1091.78	1680.36	-174.81
371	813	DX367	SLE_NL	Max	32082.87	9644.17	-1709.48	-386.66	-174.81
371	813	DX366	SLE_NL	Min	-453.37	15.59	895.54	-386.66	135.44
371	813	DX353	SLE_NL	Min	19102.33	5831.84	1513.25	1680.36	135.44
371	813	DX354	SLE_NL	Min	62081.79	18589.21	-1091.78	1680.36	-174.81
371	813	DX367	SLE_NL	Min	32082.87	9644.17	-1709.48	-386.66	-174.81
372	206	SX218	SLU_ENV_NL	Max	187483.84	57672.91	2005.95	8208.13	-3173.24
372	206	SX205	SLU_ENV_NL	Max	194926.17	59572.74	1593.52	-5096.88	-3173.24



Autorità Portuale di Taranto
Interventi per il dragaggio di 2,3 M³ di sedimenti in area Molo Polisettoriale e per la realizzazione di un primo lotto della cassa di colmata funzionale all'ampliamento del V Sporgente del Porto di Taranto

Allegati alla relazione di calcolo strutturale allineamento "BC"

Data 05/2016
Rev. B
c.d.c.: C296A
514B



372	206	SX206	SLU_ENV_NL	Max	-163154.47	-46539.66	1016.33	-5096.88	8013.51
372	206	SX219	SLU_ENV_NL	Max	-155840.81	-49223.11	-462.34	8208.13	8013.51
372	206	SX218	SLU_ENV_NL	Min	125983.49	35397.77	114.85	2281.10	-8051.79
372	206	SX205	SLU_ENV_NL	Min	144670.53	44206.86	1424.23	-10493.54	-8051.79
372	206	SX206	SLU_ENV_NL	Min	-174501.63	-51525.34	-1195.45	-10493.54	3164.67
372	206	SX219	SLU_ENV_NL	Min	-169577.26	-52197.92	-613.73	2281.10	3164.67
372	206	SX218	SLE_NL	Max	93227.78	26194.35	1484.40	6074.02	-5958.33
372	206	SX205	SLE_NL	Max	107056.19	32713.08	1053.93	-7765.22	-5958.33
372	206	SX206	SLE_NL	Max	-120734.31	-34439.35	-884.63	-7765.22	5929.99
372	206	SX219	SLE_NL	Max	-115322.20	-36425.10	-454.16	6074.02	5929.99
372	206	SX218	SLE_NL	Min	93227.78	26194.35	1484.40	6074.02	-5958.33
372	206	SX205	SLE_NL	Min	107056.19	32713.08	1053.93	-7765.22	-5958.33
372	206	SX206	SLE_NL	Min	-120734.31	-34439.35	-884.63	-7765.22	5929.99
372	206	SX219	SLE_NL	Min	-115322.20	-36425.10	-454.16	6074.02	5929.99
373	814	DX352	SLU_ENV_NL	Max	514.59	-675.01	377.72	243.12	9.85
373	814	DX339	SLU_ENV_NL	Max	507.32	-25.62	-209.51	68.17	9.85
373	814	DX340	SLU_ENV_NL	Max	8696.12	2875.53	-118.28	68.17	13.72
373	814	DX353	SLU_ENV_NL	Max	8709.44	2250.87	400.94	243.12	13.72
373	814	DX352	SLU_ENV_NL	Min	-78.42	-695.50	61.71	-44.73	-17.12
373	814	DX339	SLU_ENV_NL	Min	-1229.51	-1277.13	-1974.76	37.63	-17.12
373	814	DX340	SLU_ENV_NL	Min	-340.06	-955.94	-1951.54	37.63	-7.09
373	814	DX353	SLU_ENV_NL	Min	400.47	-500.86	152.94	-44.73	-7.09
373	814	DX352	SLE_NL	Max	380.80	-499.51	279.52	179.91	-12.67
373	814	DX339	SLE_NL	Max	375.41	-18.96	-1461.32	27.84	-12.67
373	814	DX340	SLE_NL	Max	6435.13	2127.90	-1444.14	27.84	10.15
373	814	DX353	SLE_NL	Max	6444.98	1665.64	296.70	179.91	10.15
373	814	DX352	SLE_NL	Min	380.80	-499.51	279.52	179.91	-12.67
373	814	DX339	SLE_NL	Min	375.41	-18.96	-1461.32	27.84	-12.67
373	814	DX340	SLE_NL	Min	6435.13	2127.90	-1444.14	27.84	10.15
373	814	DX353	SLE_NL	Min	6444.98	1665.64	296.70	179.91	10.15
374	207	SX414	SLU_ENV_NL	Max	89940.45	26976.67	203.06	-79.81	67.18
374	207	SX401	SLU_ENV_NL	Max	91499.27	27665.03	96.23	-167.39	67.18
374	207	SX402	SLU_ENV_NL	Max	-62014.53	-18603.85	-230.47	-167.39	538.69
374	207	SX415	SLU_ENV_NL	Max	-62503.37	-18715.06	-5.66	-79.81	538.69
374	207	SX414	SLU_ENV_NL	Min	16935.04	4772.73	106.14	-324.33	-540.59
374	207	SX401	SLU_ENV_NL	Min	17129.13	4832.11	-60.87	-1336.21	-540.59
374	207	SX402	SLU_ENV_NL	Min	-137798.39	-41070.34	-269.59	-1336.21	-67.63
374	207	SX415	SLU_ENV_NL	Min	-137441.65	-41093.23	-220.57	-324.33	-67.63
374	207	SX414	SLE_NL	Max	12531.93	3531.82	150.26	-240.00	49.71
374	207	SX401	SLE_NL	Max	12675.56	3575.76	-45.05	-123.87	49.71
374	207	SX402	SLE_NL	Max	-45890.75	-13766.85	-199.50	-123.87	-50.05
374	207	SX415	SLE_NL	Max	-46252.50	-13849.14	-4.19	-240.00	-50.05
374	207	SX414	SLE_NL	Min	12531.93	3531.82	150.26	-240.00	49.71
374	207	SX401	SLE_NL	Min	12675.56	3575.76	-45.05	-123.87	49.71
374	207	SX402	SLE_NL	Min	-45890.75	-13766.85	-199.50	-123.87	-50.05
374	207	SX415	SLE_NL	Min	-46252.50	-13849.14	-4.19	-240.00	-50.05
375	208	SX196	SLU_ENV_NL	Max	2543.52	1698.91	1672.72	-128.47	-17.21
375	208	SX183	SLU_ENV_NL	Max	468.00	2772.00	1744.24	-298.22	-17.21
375	208	SX184	SLU_ENV_NL	Max	-10453.25	-1841.07	2202.55	-298.22	11.75
375	208	SX197	SLU_ENV_NL	Max	-10520.10	-2405.47	2131.03	-128.47	11.75
375	208	SX196	SLU_ENV_NL	Min	-380.03	-1199.41	813.44	-202.78	-21.42
375	208	SX183	SLU_ENV_NL	Min	-58.36	1285.18	869.19	-384.64	-21.42
375	208	SX184	SLU_ENV_NL	Min	-15449.91	-1997.11	900.10	-384.64	5.62
375	208	SX197	SLU_ENV_NL	Min	-11060.00	-4250.84	844.35	-202.78	5.62
375	208	SX196	SLE_NL	Max	-281.23	-887.56	601.94	-95.07	-15.85
375	208	SX183	SLE_NL	Max	346.32	951.04	643.20	-220.68	-15.85
375	208	SX184	SLE_NL	Max	-7735.40	-1477.86	666.08	-220.68	4.16
375	208	SX197	SLE_NL	Max	-7784.88	-3145.62	624.82	-95.07	4.16
375	208	SX196	SLE_NL	Min	-281.23	-887.56	601.94	-95.07	-15.85
375	208	SX183	SLE_NL	Min	346.32	951.04	643.20	-220.68	-15.85
375	208	SX184	SLE_NL	Min	-7735.40	-1477.86	666.08	-220.68	4.16
375	208	SX197	SLE_NL	Min	-7784.88	-3145.62	624.82	-95.07	4.16
376	209	SX197	SLU_ENV_NL	Max	-6428.24	-1010.00	767.71	-405.53	-27.60
376	209	SX184	SLU_ENV_NL	Max	-11942.31	-1381.66	7155.73	-838.89	-27.60
376	209	SX185	SLU_ENV_NL	Max	-40862.81	-11136.98	8046.90	-838.89	31.97
376	209	SX198	SLU_ENV_NL	Max	-33657.44	-11222.45	1400.75	-405.53	31.97
376	209	SX197	SLU_ENV_NL	Min	-7779.44	-3422.91	-2804.03	-634.25	-32.29
376	209	SX184	SLU_ENV_NL	Min	-13898.72	-2449.56	951.55	-1057.17	-32.29
376	209	SX185	SLU_ENV_NL	Min	-52090.91	-14648.58	1584.59	-1057.17	28.76
376	209	SX198	SLU_ENV_NL	Min	-42718.12	-13709.02	-1912.87	-634.25	28.76
376	209	SX197	SLE_NL	Max	-5756.79	-2532.96	568.11	-300.10	-23.89
376	209	SX184	SLE_NL	Max	-8837.31	-1812.67	704.15	-620.78	-23.89
376	209	SX185	SLE_NL	Max	-30238.48	-8241.37	1172.59	-620.78	21.28
376	209	SX198	SLE_NL	Max	-24906.51	-8304.61	1036.55	-300.10	21.28
376	209	SX197	SLE_NL	Min	-5756.79	-2532.96	568.11	-300.10	-23.89
376	209	SX184	SLE_NL	Min	-8837.31	-1812.67	704.15	-620.78	-23.89
376	209	SX185	SLE_NL	Min	-30238.48	-8241.37	1172.59	-620.78	21.28
376	209	SX198	SLE_NL	Min	-24906.51	-8304.61	1036.55	-300.10	21.28
377	210	SX198	SLU_ENV_NL	Max	-170243.81	-53597.43	2164.93	-4101.01	8956.68
377	210	SX185	SLU_ENV_NL	Max	-175481.79	-50194.24	4836.62	11748.38	8956.68
377	210	SX186	SLU_ENV_NL	Max	217885.64	62432.97	-2113.71	11748.38	-4821.87



Autorità Portuale di Taranto
Interventi per il dragaggio di 2,3 M m³ di sedimenti in area Molo Polisettoriale e per la realizzazione di un primo lotto della cassa di colmata funzionale all'ampliamento del V Sporgente del Porto di Taranto

Allegati alla relazione di calcolo strutturale allineamento "BC"

Data 05/2016
Rev. B
c.d.c.: C296A
514B



377	210	SX199	SLU_ENV_NL	Max	196918.38	55616.78	-2453.83	-4101.01	-4821.87
377	210	SX198	SLU_ENV_NL	Min	-178882.10	-55257.89	2070.40	-9157.66	4784.86
377	210	SX185	SLU_ENV_NL	Min	-175717.27	-50966.17	1738.80	7082.22	4784.86
377	210	SX186	SLU_ENV_NL	Min	173006.09	53850.54	-2879.96	7082.22	-9002.24
377	210	SX199	SLU_ENV_NL	Min	149453.50	43577.49	-4879.94	-9157.66	-9002.24
377	210	SX198	SLE_NL	Max	-125980.42	-39662.10	1602.05	-6776.67	6627.94
377	210	SX185	SLE_NL	Max	-130030.78	-37143.74	1286.71	8693.80	6627.94
377	210	SX186	SLE_NL	Max	128024.51	39849.40	-2131.17	8693.80	-6661.66
377	210	SX199	SLE_NL	Max	110595.59	32247.35	-1815.83	-6776.67	-6661.66
377	210	SX198	SLE_NL	Min	-125980.42	-39662.10	1602.05	-6776.67	6627.94
377	210	SX185	SLE_NL	Min	-130030.78	-37143.74	1286.71	8693.80	6627.94
377	210	SX186	SLE_NL	Min	128024.51	39849.40	-2131.17	8693.80	-6661.66
377	210	SX199	SLE_NL	Min	110595.59	32247.35	-1815.83	-6776.67	-6661.66
378	815	DX353	SLU_ENV_NL	Max	25009.43	7155.39	1588.78	1720.64	101.63
378	815	DX340	SLU_ENV_NL	Max	3976.24	1445.05	-837.35	2655.01	101.63
378	815	DX341	SLU_ENV_NL	Max	114683.94	34154.39	1816.34	2655.01	134.24
378	815	DX354	SLU_ENV_NL	Max	108369.41	32430.39	1885.34	1720.64	134.24
378	815	DX353	SLU_ENV_NL	Min	-3439.10	-1667.82	-768.36	1269.15	-97.37
378	815	DX340	SLU_ENV_NL	Min	-2569.22	-1609.60	-1556.56	177.57	-97.37
378	815	DX341	SLU_ENV_NL	Min	55351.98	16855.38	-1940.42	177.57	-106.38
378	815	DX354	SLU_ENV_NL	Min	84436.72	24972.29	1204.92	1269.15	-106.38
378	815	DX353	SLE_NL	Max	18506.98	5294.99	-568.58	1273.28	-72.05
378	815	DX340	SLE_NL	Max	2942.42	1069.34	-619.64	131.40	-72.05
378	815	DX341	SLE_NL	Max	40960.47	12472.98	1344.09	131.40	99.34
378	815	DX354	SLE_NL	Max	62483.17	18479.49	1395.15	1273.28	99.34
378	815	DX353	SLE_NL	Min	18506.98	5294.99	-568.58	1273.28	-72.05
378	815	DX340	SLE_NL	Min	2942.42	1069.34	-619.64	131.40	-72.05
378	815	DX341	SLE_NL	Min	40960.47	12472.98	1344.09	131.40	99.34
378	815	DX354	SLE_NL	Min	62483.17	18479.49	1395.15	1273.28	99.34
379	211	SX201	SLU_ENV_NL	Max	30344.86	7707.39	80.52	-2937.88	6852.46
379	211	SX188	SLU_ENV_NL	Max	17264.31	3336.28	-201.63	7895.78	6852.46
379	211	SX189	SLU_ENV_NL	Max	21091.06	7405.65	255.05	7895.78	-2609.00
379	211	SX202	SLU_ENV_NL	Max	16461.09	3903.34	1077.78	-2937.88	-2609.00
379	211	SX201	SLU_ENV_NL	Min	-2851.61	-2229.30	-367.83	-8063.69	2591.15
379	211	SX188	SLU_ENV_NL	Min	-7259.68	-371.50	-1425.59	3122.83	2591.15
379	211	SX189	SLU_ENV_NL	Min	6679.61	1175.61	-428.33	3122.83	-6840.93
379	211	SX202	SLU_ENV_NL	Min	-2342.14	263.64	88.85	-8063.69	-6840.93
379	211	SX201	SLE_NL	Max	-2110.19	-1649.68	-272.19	-2174.03	1917.45
379	211	SX188	SLE_NL	Max	-5372.16	-274.91	-149.21	2310.90	1917.45
379	211	SX189	SLE_NL	Max	15607.38	5480.18	188.73	2310.90	-1930.66
379	211	SX202	SLE_NL	Max	12181.21	2888.47	65.75	-2174.03	-1930.66
379	211	SX201	SLE_NL	Min	-2110.19	-1649.68	-272.19	-2174.03	1917.45
379	211	SX188	SLE_NL	Min	-5372.16	-274.91	-149.21	2310.90	1917.45
379	211	SX189	SLE_NL	Min	15607.38	5480.18	188.73	2310.90	-1930.66
379	211	SX202	SLE_NL	Min	12181.21	2888.47	65.75	-2174.03	-1930.66
380	212	SX202	SLU_ENV_NL	Max	16460.55	3903.18	-88.77	8111.95	-2609.01
380	212	SX189	SLU_ENV_NL	Max	21090.81	7405.57	415.94	-3122.88	-2609.01
380	212	SX190	SLU_ENV_NL	Max	16227.40	3002.49	1451.93	-3122.88	6899.04
380	212	SX203	SLU_ENV_NL	Max	29447.34	7430.21	367.77	8111.95	6899.04
380	212	SX202	SLU_ENV_NL	Min	-1765.04	444.27	-1104.45	2937.93	-6887.28
380	212	SX189	SLU_ENV_NL	Min	7257.27	1341.41	-255.02	-7956.03	-6887.28
380	212	SX190	SLU_ENV_NL	Min	-7258.74	-371.18	201.52	-7956.03	2591.16
380	212	SX203	SLU_ENV_NL	Min	-2850.82	-2229.00	-68.46	2937.93	2591.16
380	212	SX202	SLE_NL	Max	12180.80	2888.35	-65.69	2174.07	-1930.67
380	212	SX189	SLE_NL	Max	15607.20	5480.12	-188.71	-2310.93	-1930.67
380	212	SX190	SLE_NL	Max	-5371.47	-274.67	149.12	-2310.93	1917.46
380	212	SX203	SLE_NL	Max	-2109.60	-1649.46	272.15	2174.07	1917.46
380	212	SX202	SLE_NL	Min	12180.80	2888.35	-65.69	2174.07	-1930.67
380	212	SX189	SLE_NL	Min	15607.20	5480.12	-188.71	-2310.93	-1930.67
380	212	SX190	SLE_NL	Min	-5371.47	-274.67	149.12	-2310.93	1917.46
380	212	SX203	SLE_NL	Min	-2109.60	-1649.46	272.15	2174.07	1917.46
381	816	DX339	SLU_ENV_NL	Max	866.64	786.16	-26.97	173.92	19.05
381	816	DX326	SLU_ENV_NL	Max	1075.37	1081.45	1961.30	170.84	19.05
381	816	DX327	SLU_ENV_NL	Max	5621.67	2175.43	2217.47	170.84	7.86
381	816	DX340	SLU_ENV_NL	Max	8352.25	2176.31	-315.35	173.92	7.86
381	816	DX339	SLU_ENV_NL	Min	-795.02	725.11	-2064.87	-101.89	-8.71
381	816	DX326	SLU_ENV_NL	Min	-746.15	1046.69	789.38	63.47	-8.71
381	816	DX327	SLU_ENV_NL	Min	3874.09	1758.58	501.00	63.47	-21.87
381	816	DX340	SLU_ENV_NL	Min	430.06	996.16	-1808.69	-101.89	-21.87
381	816	DX339	SLE_NL	Max	641.31	536.58	-1528.00	128.70	-6.45
381	816	DX326	SLE_NL	Max	-552.15	774.55	1451.36	46.97	-6.45
381	816	DX327	SLE_NL	Max	4160.04	1609.82	1640.93	46.97	5.82
381	816	DX340	SLE_NL	Max	6180.66	1610.47	-1338.43	128.70	5.82
381	816	DX339	SLE_NL	Min	641.31	536.58	-1528.00	128.70	-6.45
381	816	DX326	SLE_NL	Min	-552.15	774.55	1451.36	46.97	-6.45
381	816	DX327	SLE_NL	Min	4160.04	1609.82	1640.93	46.97	5.82
381	816	DX340	SLE_NL	Min	6180.66	1610.47	-1338.43	128.70	5.82
382	213	SX205	SLU_ENV_NL	Max	196100.94	55368.82	4869.37	9157.69	-4772.13
382	213	SX192	SLU_ENV_NL	Max	216941.74	62131.07	2879.87	-7017.45	-4772.13
382	213	SX193	SLU_ENV_NL	Max	-174542.38	-50194.39	-1738.77	-7017.45	8956.70
382	213	SX206	SLU_ENV_NL	Max	-170244.11	-53597.52	-2055.50	9157.69	8956.70



Autorità Portuale di Taranto
Interventi per il dragaggio di 2,3 M³ di sedimenti in area Molo Polisettoriale e per la realizzazione di un primo lotto della cassa di colmata funzionale all'ampliamento del V Sporgente del Porto di Taranto

Allegati alla relazione di calcolo strutturale allineamento "BC"

Data 05/2016
Rev. B
c.d.c.: C296A
514B



382	213	SX205	SLU_ENV_NL	Min	149454.04	43577.62	2453.79	4050.25	-9002.26
382	213	SX192	SLU_ENV_NL	Min	173006.47	53850.60	2092.33	-11748.41	-9002.26
382	213	SX193	SLU_ENV_NL	Min	-175717.83	-50694.74	-4832.54	-11748.41	4735.35
382	213	SX206	SLU_ENV_NL	Min	-177971.92	-54973.14	-2164.85	4050.25	4735.35
382	213	SX205	SLE_NL	Max	110595.99	32247.44	1815.80	6776.69	-6661.67
382	213	SX192	SLE_NL	Max	128024.79	39849.45	2131.10	-8693.83	-6661.67
382	213	SX193	SLE_NL	Max	-130031.20	-37143.85	-1286.69	-8693.83	6627.96
382	213	SX206	SLE_NL	Max	-125980.64	-39662.16	-1601.99	6776.69	6627.96
382	213	SX205	SLE_NL	Min	110595.99	32247.44	1815.80	6776.69	-6661.67
382	213	SX192	SLE_NL	Min	128024.79	39849.45	2131.10	-8693.83	-6661.67
382	213	SX193	SLE_NL	Min	-130031.20	-37143.85	-1286.69	-8693.83	6627.96
382	213	SX206	SLE_NL	Min	-125980.64	-39662.16	-1601.99	6776.69	6627.96
383	214	SX12	SLU_ENV_NL	Max	-38487.12	-9478.53	-329.50	5194.30	-130.51
383	214	SX25	SLU_ENV_NL	Max	-30512.86	-7629.66	8365.12	1941.44	-130.51
383	214	SX24	SLU_ENV_NL	Max	-120313.74	-35681.93	6458.37	1941.44	261.84
383	214	SX11	SLU_ENV_NL	Max	-133929.32	-39236.54	-1482.07	5194.30	261.84
383	214	SX12	SLU_ENV_NL	Min	-60398.30	-15112.22	-714.96	3322.03	-226.33
383	214	SX25	SLU_ENV_NL	Min	-47493.27	-12166.01	5577.54	1438.78	-226.33
383	214	SX24	SLU_ENV_NL	Min	-181374.50	-54041.39	4424.97	1438.78	152.12
383	214	SX11	SLU_ENV_NL	Min	-204168.43	-59974.03	-2621.71	3322.03	152.12
383	214	SX12	SLE_NL	Max	-28480.47	-7014.11	-243.83	2458.30	-96.58
383	214	SX25	SLE_NL	Max	-22579.52	-5645.95	4127.38	1064.70	-96.58
383	214	SX24	SLE_NL	Max	-89032.17	-26404.63	3274.48	1064.70	112.57
383	214	SX11	SLE_NL	Max	-99107.70	-29035.04	-1096.73	2458.30	112.57
383	214	SX12	SLE_NL	Min	-28480.47	-7014.11	-243.83	2458.30	-96.58
383	214	SX25	SLE_NL	Min	-22579.52	-5645.95	4127.38	1064.70	-96.58
383	214	SX24	SLE_NL	Min	-89032.17	-26404.63	3274.48	1064.70	112.57
383	214	SX11	SLE_NL	Min	-99107.70	-29035.04	-1096.73	2458.30	112.57
384	215	SX26	SLU_ENV_NL	Max	-1014.61	-334.93	12128.01	2364.98	-120.22
384	215	SX39	SLU_ENV_NL	Max	3110.79	-624.62	10434.40	-186.44	-120.22
384	215	SX38	SLU_ENV_NL	Max	-19993.23	-7228.68	9475.44	-186.44	223.12
384	215	SX25	SLU_ENV_NL	Max	-26901.42	-8061.01	11169.05	2364.98	223.12
384	215	SX26	SLU_ENV_NL	Min	-1944.79	-422.77	7548.43	1432.44	-223.40
384	215	SX39	SLU_ENV_NL	Min	2601.84	-1380.21	6819.45	-610.28	-223.40
384	215	SX38	SLU_ENV_NL	Min	-27784.78	-10267.93	6222.95	-610.28	122.74
384	215	SX25	SLU_ENV_NL	Min	-39324.61	-11243.86	6951.93	1432.44	122.74
384	215	SX26	SLE_NL	Max	-750.81	-312.85	5585.84	1060.01	-88.96
384	215	SX39	SLE_NL	Max	1925.36	-462.22	5046.39	-137.97	-88.96
384	215	SX38	SLE_NL	Max	-14794.99	-5349.22	4604.98	-137.97	90.83
384	215	SX25	SLE_NL	Max	-19907.05	-5965.15	5144.43	1060.01	90.83
384	215	SX26	SLE_NL	Min	-750.81	-312.85	5585.84	1060.01	-88.96
384	215	SX39	SLE_NL	Min	1925.36	-462.22	5046.39	-137.97	-88.96
384	215	SX38	SLE_NL	Min	-14794.99	-5349.22	4604.98	-137.97	90.83
384	215	SX25	SLE_NL	Min	-19907.05	-5965.15	5144.43	1060.01	90.83
385	216	SX183	SLU_ENV_NL	Max	-2.76	-725.03	1926.56	-196.21	-12.11
385	216	SX170	SLU_ENV_NL	Max	-170.79	1202.14	1856.15	-270.47	-12.11
385	216	SX171	SLU_ENV_NL	Max	-11925.10	-2535.43	1973.93	-270.47	3.32
385	216	SX184	SLU_ENV_NL	Max	-11284.07	-4325.53	1930.87	-196.21	3.32
385	216	SX183	SLU_ENV_NL	Min	-2994.25	-7712.33	803.79	-227.63	-22.92
385	216	SX170	SLU_ENV_NL	Min	-2093.73	-4749.81	-6894.03	-392.38	-22.92
385	216	SX171	SLU_ENV_NL	Min	-17450.61	-7531.02	-6889.72	-392.38	-0.28
385	216	SX184	SLU_ENV_NL	Min	-18241.28	-10447.61	921.57	-227.63	-0.28
385	216	SX183	SLE_NL	Max	-2.04	-536.52	594.81	-145.20	-8.96
385	216	SX170	SLE_NL	Max	-126.38	889.58	1373.55	-200.15	-8.96
385	216	SX171	SLE_NL	Max	-8824.58	-1876.22	1460.71	-200.15	-0.21
385	216	SX184	SLE_NL	Max	-8350.21	-3200.90	681.96	-145.20	-0.21
385	216	SX183	SLE_NL	Min	-2.04	-536.52	594.81	-145.20	-8.96
385	216	SX170	SLE_NL	Min	-126.38	889.58	1373.55	-200.15	-8.96
385	216	SX171	SLE_NL	Min	-8824.58	-1876.22	1460.71	-200.15	-0.21
385	216	SX184	SLE_NL	Min	-8350.21	-3200.90	681.96	-145.20	-0.21
386	217	SX184	SLU_ENV_NL	Max	-12192.19	-4593.82	6785.91	-562.50	-23.09
386	217	SX171	SLU_ENV_NL	Max	-12150.07	-2607.07	1761.03	-798.91	-23.09
386	217	SX172	SLU_ENV_NL	Max	-42287.67	-11756.08	1836.77	-798.91	34.55
386	217	SX185	SLU_ENV_NL	Max	-42004.72	-13632.02	8300.38	-562.50	34.55
386	217	SX184	SLU_ENV_NL	Min	-15838.64	-9723.21	1149.57	-694.59	-23.57
386	217	SX171	SLU_ENV_NL	Min	-28353.07	-10805.37	-11803.09	-1107.12	-23.57
386	217	SX172	SLU_ENV_NL	Min	-69979.78	-19852.14	-10288.62	-1107.12	10.21
386	217	SX185	SLU_ENV_NL	Min	-53550.81	-17639.77	1225.31	-694.59	10.21
386	217	SX184	SLE_NL	Max	-9022.22	-3399.43	850.68	-416.25	-17.09
386	217	SX171	SLE_NL	Max	-8991.05	-1929.23	1303.16	-591.20	-17.09
386	217	SX172	SLE_NL	Max	-31292.87	-8699.50	1359.21	-591.20	7.56
386	217	SX185	SLE_NL	Max	-31083.49	-10087.70	906.73	-416.25	7.56
386	217	SX184	SLE_NL	Min	-9022.22	-3399.43	850.68	-416.25	-17.09
386	217	SX171	SLE_NL	Min	-8991.05	-1929.23	1303.16	-591.20	-17.09
386	217	SX172	SLE_NL	Min	-31292.87	-8699.50	1359.21	-591.20	7.56
386	217	SX185	SLE_NL	Min	-31083.49	-10087.70	906.73	-416.25	7.56
387	218	SX185	SLU_ENV_NL	Max	-180541.04	-56619.50	1925.73	-5565.21	9779.22
387	218	SX172	SLU_ENV_NL	Max	-189082.52	-54700.31	2459.17	12872.99	9779.22
387	218	SX173	SLU_ENV_NL	Max	239095.05	76634.88	-2613.91	12872.99	-6178.05
387	218	SX186	SLU_ENV_NL	Max	224123.48	72014.91	448.79	-5565.21	-6178.05
387	218	SX185	SLU_ENV_NL	Min	-183470.03	-57561.03	1831.71	-9941.22	6156.26



Autorità Portuale di Taranto
Interventi per il dragaggio di 2,3 M³ di sedimenti in area Molo Polisettoriale e per la realizzazione di un primo lotto della cassa di colmata funzionale all'ampliamento del V Sporgente del Porto di Taranto

Allegati alla relazione di calcolo strutturale allineamento "BC"

Data 05/2016
Rev. B
c.d.c.: C296A
514B



387	218	SX172	SLU_ENV_NL	Min	-190799.80	-54820.31	-2747.42	8793.21	6156.26
387	218	SX173	SLU_ENV_NL	Min	204199.60	61005.79	-4224.36	8793.21	-9818.87
387	218	SX186	SLU_ENV_NL	Min	177946.75	51843.68	-3241.37	-9941.22	-9818.87
387	218	SX185	SLE_NL	Max	-135767.82	-42595.16	1355.46	-7356.50	7236.62
387	218	SX172	SLE_NL	Max	-141191.86	-40567.03	1819.79	9526.02	7236.62
387	218	SX173	SLE_NL	Max	151107.70	45144.29	-1934.29	9526.02	-7265.96
387	218	SX186	SLE_NL	Max	131680.60	38364.33	-2398.62	-7356.50	-7265.96
387	218	SX185	SLE_NL	Min	-135767.82	-42595.16	1355.46	-7356.50	7236.62
387	218	SX172	SLE_NL	Min	-141191.86	-40567.03	1819.79	9526.02	7236.62
387	218	SX173	SLE_NL	Min	151107.70	45144.29	-1934.29	9526.02	-7265.96
387	218	SX186	SLE_NL	Min	131680.60	38364.33	-2398.62	-7356.50	-7265.96
388	817	DX340	SLU_ENV_NL	Max	5355.91	1291.97	81.41	1629.87	65.75
388	817	DX327	SLU_ENV_NL	Max	537.81	767.91	1400.05	2571.66	65.75
388	817	DX328	SLU_ENV_NL	Max	126457.93	37976.60	1304.47	2571.66	115.87
388	817	DX341	SLU_ENV_NL	Max	116099.21	35162.58	1068.17	1629.87	115.87
388	817	DX340	SLU_ENV_NL	Min	-3233.06	-113.00	-1166.08	1502.57	-105.45
388	817	DX327	SLU_ENV_NL	Min	-226.37	406.46	317.71	28.05	-105.45
388	817	DX328	SLU_ENV_NL	Min	40895.75	12678.16	648.39	28.05	-75.61
388	817	DX341	SLU_ENV_NL	Min	53579.48	15699.00	-1917.74	1502.57	-75.61
388	817	DX340	SLE_NL	Max	3963.37	956.06	60.24	1111.91	-78.03
388	817	DX327	SLE_NL	Max	-167.51	300.78	235.10	20.75	-78.03
388	817	DX328	SLE_NL	Max	30262.85	9381.84	965.31	20.75	85.74
388	817	DX341	SLE_NL	Max	39648.81	11617.26	790.45	1111.91	85.74
388	817	DX340	SLE_NL	Min	3963.37	956.06	60.24	1111.91	-78.03
388	817	DX327	SLE_NL	Min	-167.51	300.78	235.10	20.75	-78.03
388	817	DX328	SLE_NL	Min	30262.85	9381.84	965.31	20.75	85.74
388	817	DX341	SLE_NL	Min	39648.81	11617.26	790.45	1111.91	85.74
389	219	SX188	SLU_ENV_NL	Max	13356.49	5821.02	-515.67	-5711.44	9118.73
389	219	SX175	SLU_ENV_NL	Max	-3871.01	421.55	-1.92	10672.70	9118.73
389	219	SX176	SLU_ENV_NL	Max	30739.71	9683.54	1219.18	10672.70	-5042.51
389	219	SX189	SLU_ENV_NL	Max	23093.49	6581.20	-21.98	-5711.44	-5042.51
389	219	SX188	SLU_ENV_NL	Min	-10390.21	-3307.38	-1989.61	-10569.63	5035.07
389	219	SX175	SLU_ENV_NL	Min	-18863.26	-4175.50	-320.72	6033.86	5035.07
389	219	SX176	SLU_ENV_NL	Min	23793.22	6236.93	491.77	6033.86	-9107.40
389	219	SX189	SLU_ENV_NL	Min	12252.09	4239.76	-449.72	-10569.63	-9107.40
389	219	SX188	SLE_NL	Max	-7688.75	-2447.46	-381.59	-4226.47	3725.95
389	219	SX175	SLE_NL	Max	-13958.81	-3089.87	-1.42	4465.05	3725.95
389	219	SX176	SLE_NL	Max	22747.38	7165.82	363.91	4465.05	-3731.46
389	219	SX189	SLE_NL	Max	17089.18	4870.09	-16.26	-4226.47	-3731.46
389	219	SX188	SLE_NL	Min	-7688.75	-2447.46	-381.59	-4226.47	3725.95
389	219	SX175	SLE_NL	Min	-13958.81	-3089.87	-1.42	4465.05	3725.95
389	219	SX176	SLE_NL	Min	22747.38	7165.82	363.91	4465.05	-3731.46
389	219	SX189	SLE_NL	Min	17089.18	4870.09	-16.26	-4226.47	-3731.46
390	220	SX189	SLU_ENV_NL	Max	23093.31	6581.16	429.50	10629.91	-5042.55
390	220	SX176	SLU_ENV_NL	Max	30739.60	9683.51	-491.83	-6033.97	-5042.55
390	220	SX177	SLU_ENV_NL	Max	-5124.92	68.49	339.83	-6033.97	9176.37
390	220	SX190	SLU_ENV_NL	Max	12300.97	5526.80	2028.54	10629.91	9176.37
390	220	SX189	SLU_ENV_NL	Min	12868.63	4433.55	21.92	5711.56	-9164.77
390	220	SX176	SLU_ENV_NL	Min	24405.55	6411.80	-1259.21	-10746.71	-9164.77
390	220	SX177	SLU_ENV_NL	Min	-18862.67	-4175.35	1.91	-10746.71	5035.11
390	220	SX190	SLU_ENV_NL	Min	-10389.35	-3307.12	515.66	5711.56	5035.11
390	220	SX189	SLE_NL	Max	17089.05	4870.06	16.22	4226.55	-3731.49
390	220	SX176	SLE_NL	Max	22747.31	7165.79	-363.95	-4465.14	-3731.49
390	220	SX177	SLE_NL	Max	-13958.38	-3089.76	1.41	-4465.14	3725.98
390	220	SX190	SLE_NL	Max	-7688.12	-2447.27	381.59	4226.55	3725.98
390	220	SX189	SLE_NL	Min	17089.05	4870.06	16.22	4226.55	-3731.49
390	220	SX176	SLE_NL	Min	22747.31	7165.79	-363.95	-4465.14	-3731.49
390	220	SX177	SLE_NL	Min	-13958.38	-3089.76	1.41	-4465.14	3725.98
390	220	SX190	SLE_NL	Min	-7688.12	-2447.27	381.59	4226.55	3725.98
391	818	DX326	SLU_ENV_NL	Max	269.59	-649.12	2159.31	114.42	28.76
391	818	DX313	SLU_ENV_NL	Max	200.72	123.15	299.19	245.46	28.76
391	818	DX314	SLU_ENV_NL	Max	6812.09	2466.71	164.84	245.46	-3.64
391	818	DX327	SLU_ENV_NL	Max	5208.56	1027.40	2024.97	114.42	-3.64
391	818	DX326	SLU_ENV_NL	Min	-1384.90	-1311.47	595.84	-100.63	-4.02
391	818	DX313	SLU_ENV_NL	Min	-1716.71	-1898.89	-760.13	111.86	-4.02
391	818	DX314	SLU_ENV_NL	Min	3168.02	-165.95	-643.13	111.86	-23.17
391	818	DX327	SLU_ENV_NL	Min	3836.99	679.57	712.84	-100.63	-23.17
391	818	DX326	SLE_NL	Max	-1024.83	-970.49	1597.89	84.67	-2.98
391	818	DX313	SLE_NL	Max	148.53	91.13	221.40	82.78	-2.98
391	818	DX314	SLE_NL	Max	5040.94	1825.36	121.98	82.78	-2.69
391	818	DX327	SLE_NL	Max	3854.34	760.28	1498.47	84.67	-2.69
391	818	DX326	SLE_NL	Min	-1024.83	-970.49	1597.89	84.67	-2.98
391	818	DX313	SLE_NL	Min	148.53	91.13	221.40	82.78	-2.98
391	818	DX314	SLE_NL	Min	5040.94	1825.36	121.98	82.78	-2.69
391	818	DX327	SLE_NL	Min	3854.34	760.28	1498.47	84.67	-2.69
392	221	SX192	SLU_ENV_NL	Max	223157.91	71749.08	3241.41	9941.25	-6117.08
392	221	SX179	SLU_ENV_NL	Max	237953.10	76313.94	4212.97	-8714.42	-6117.08
392	221	SX180	SLU_ENV_NL	Max	-188068.10	-54408.50	2776.81	-8714.42	9779.25
392	221	SX193	SLU_ENV_NL	Max	-179558.51	-56312.60	-1831.80	9941.25	9779.25
392	221	SX192	SLU_ENV_NL	Min	177947.18	51843.83	-480.00	5502.33	-9818.90
392	221	SX179	SLU_ENV_NL	Min	204200.29	61006.04	2613.99	-12873.03	-9818.90



Autorità Portuale di Taranto
Interventi per il dragaggio di 2,3 M³ di sedimenti in area Molo Polisettoriale e per la realizzazione di un primo lotto della cassa di colmata funzionale all'ampliamento del V Sporgente del Porto di Taranto

Allegati alla relazione di calcolo strutturale allineamento "BC"

Data 05/2016
Rev. B
c.d.c.: C296A
514B



392	221	SX180	SLU_ENV_NL	Min	-190800.20	-54820.44	-2459.23	-12873.03	6095.53
392	221	SX193	SLU_ENV_NL	Min	-183470.62	-57561.22	-1916.15	5502.33	6095.53
392	221	SX192	SLE_NL	Max	131680.91	38364.43	2398.65	7356.52	-7265.99
392	221	SX179	SLE_NL	Max	151108.21	45144.47	1934.35	-9526.05	-7265.99
392	221	SX180	SLE_NL	Max	-141192.15	-40567.13	-1819.83	-9526.05	7236.65
392	221	SX193	SLE_NL	Max	-135768.26	-42595.30	-1355.53	7356.52	7236.65
392	221	SX192	SLE_NL	Min	131680.91	38364.43	2398.65	7356.52	-7265.99
392	221	SX179	SLE_NL	Min	151108.21	45144.47	1934.35	-9526.05	-7265.99
392	221	SX180	SLE_NL	Min	-141192.15	-40567.13	-1819.83	-9526.05	7236.65
392	221	SX193	SLE_NL	Min	-135768.26	-42595.30	-1355.53	7356.52	7236.65
393	222	SX25	SLU_ENV_NL	Max	-35755.28	-10811.68	10545.14	7011.16	-317.05
393	222	SX38	SLU_ENV_NL	Max	-4504.04	-2632.55	10215.62	-526.19	-317.05
393	222	SX37	SLU_ENV_NL	Max	-70078.07	-22051.93	3222.86	-526.19	727.50
393	222	SX24	SLU_ENV_NL	Max	-115737.20	-34719.52	3552.38	7011.16	727.50
393	222	SX25	SLU_ENV_NL	Min	-56551.17	-16585.38	6800.52	4254.60	-586.41
393	222	SX38	SLU_ENV_NL	Min	-4987.80	-3110.16	6438.53	-1743.86	-586.41
393	222	SX37	SLU_ENV_NL	Min	-93159.93	-29590.04	2388.23	-1743.86	400.43
393	222	SX24	SLU_ENV_NL	Min	-172846.11	-51387.04	2750.21	4254.60	400.43
393	222	SX25	SLE_NL	Max	-26458.91	-8000.64	5032.38	3148.40	-234.61
393	222	SX38	SLE_NL	Max	-3690.97	-1948.08	4764.51	-389.38	-234.61
393	222	SX37	SLE_NL	Max	-51857.77	-16318.43	1767.29	-389.38	296.32
393	222	SX24	SLE_NL	Max	-85645.53	-25692.44	2035.16	3148.40	296.32
393	222	SX25	SLE_NL	Min	-26458.91	-8000.64	5032.38	3148.40	-234.61
393	222	SX38	SLE_NL	Min	-3690.97	-1948.08	4764.51	-389.38	-234.61
393	222	SX37	SLE_NL	Min	-51857.77	-16318.43	1767.29	-389.38	296.32
393	222	SX24	SLE_NL	Min	-85645.53	-25692.44	2035.16	3148.40	296.32
394	223	SX39	SLU_ENV_NL	Max	652.83	-3395.11	10187.95	1018.94	-17.36
394	223	SX52	SLU_ENV_NL	Max	2860.51	-4606.67	-4925.58	399.51	-17.36
394	223	SX51	SLU_ENV_NL	Max	-18371.79	-7501.80	-5471.41	399.51	62.56
394	223	SX38	SLU_ENV_NL	Max	-18650.18	-6478.04	9642.13	1018.94	62.56
394	223	SX39	SLU_ENV_NL	Min	-5.52	-3645.09	6482.55	569.13	-66.16
394	223	SX52	SLU_ENV_NL	Min	-331.52	-4685.70	-7339.54	161.23	-66.16
394	223	SX51	SLU_ENV_NL	Min	-18718.38	-8025.87	-7318.81	161.23	8.10
394	223	SX38	SLU_ENV_NL	Min	-24693.68	-8087.09	6503.28	569.13	8.10
394	223	SX39	SLE_NL	Max	483.10	-2512.38	4797.09	421.16	-12.84
394	223	SX52	SLE_NL	Max	-245.33	-3467.42	-5431.26	295.64	-12.84
394	223	SX51	SLE_NL	Max	-13851.60	-5551.33	-5415.92	295.64	5.99
394	223	SX38	SLE_NL	Max	-13801.13	-4793.75	4812.43	421.16	5.99
394	223	SX39	SLE_NL	Min	483.10	-2512.38	4797.09	421.16	-12.84
394	223	SX52	SLE_NL	Min	-245.33	-3467.42	-5431.26	295.64	-12.84
394	223	SX51	SLE_NL	Min	-13851.60	-5551.33	-5415.92	295.64	5.99
394	223	SX38	SLE_NL	Min	-13801.13	-4793.75	4812.43	421.16	5.99
395	224	SX170	SLU_ENV_NL	Max	-575.13	500.12	1954.55	-360.05	11.74
395	224	SX157	SLU_ENV_NL	Max	2115.23	5030.44	763.24	-88.30	11.74
395	224	SX158	SLU_ENV_NL	Max	-10259.33	61.61	626.33	-88.30	-31.54
395	224	SX171	SLU_ENV_NL	Max	-12591.72	-5049.96	1817.64	-360.05	-31.54
395	224	SX170	SLU_ENV_NL	Min	-1201.38	-1909.79	-6799.85	-402.13	-0.59
395	224	SX157	SLU_ENV_NL	Min	481.09	957.90	-3179.62	-207.71	-0.59
395	224	SX158	SLU_ENV_NL	Min	-11911.77	-2008.64	-3457.68	-207.71	-31.55
395	224	SX171	SLU_ENV_NL	Min	-16649.92	-5080.88	-7077.92	-402.13	-31.55
395	224	SX170	SLE_NL	Max	-889.02	-1413.24	1446.36	-266.44	8.69
395	224	SX157	SLE_NL	Max	356.01	708.85	564.80	-65.35	8.69
395	224	SX158	SLE_NL	Max	-7591.91	-1486.40	463.48	-65.35	-23.34
395	224	SX171	SLE_NL	Max	-9317.87	-3759.85	1345.05	-266.44	-23.34
395	224	SX170	SLE_NL	Min	-889.02	-1413.24	1446.36	-266.44	8.69
395	224	SX157	SLE_NL	Min	356.01	708.85	564.80	-65.35	8.69
395	224	SX158	SLE_NL	Min	-7591.91	-1486.40	463.48	-65.35	-23.34
395	224	SX171	SLE_NL	Min	-9317.87	-3759.85	1345.05	-266.44	-23.34
396	225	SX171	SLU_ENV_NL	Max	-13209.31	-5278.97	1848.31	-997.44	37.45
396	225	SX158	SLU_ENV_NL	Max	-441.23	3503.91	582.99	-306.72	37.45
396	225	SX159	SLU_ENV_NL	Max	-35623.95	-8744.76	349.27	-306.72	-59.86
396	225	SX172	SLU_ENV_NL	Max	-42669.84	-13888.90	1614.59	-997.44	-59.86
396	225	SX171	SLU_ENV_NL	Min	-27807.05	-8398.24	-9744.53	-1178.37	-2.25
396	225	SX158	SLU_ENV_NL	Min	-10791.19	-2155.39	-709.04	-594.77	-2.25
396	225	SX159	SLU_ENV_NL	Min	-38759.45	-10289.69	-3669.72	-594.77	-84.46
396	225	SX172	SLU_ENV_NL	Min	-70704.54	-22855.07	-12705.22	-1178.37	-84.46
396	225	SX171	SLE_NL	Max	-9774.89	-3906.44	1367.75	-738.10	27.71
396	225	SX158	SLE_NL	Max	-7985.48	-1594.99	431.41	-226.97	27.71
396	225	SX159	SLE_NL	Max	-28681.99	-7614.37	258.46	-226.97	-44.29
396	225	SX172	SLE_NL	Max	-31575.68	-10277.79	1194.80	-738.10	-44.29
396	225	SX171	SLE_NL	Min	-9774.89	-3906.44	1367.75	-738.10	27.71
396	225	SX158	SLE_NL	Min	-7985.48	-1594.99	431.41	-226.97	27.71
396	225	SX159	SLE_NL	Min	-28681.99	-7614.37	258.46	-226.97	-44.29
396	225	SX172	SLE_NL	Min	-31575.68	-10277.79	1194.80	-738.10	-44.29
397	226	SX172	SLU_ENV_NL	Max	-195615.41	-61584.97	1848.32	-8041.95	11965.84
397	226	SX159	SLU_ENV_NL	Max	-211267.43	-60178.34	1466.95	15625.44	11965.84
397	226	SX160	SLU_ENV_NL	Max	239851.55	73551.19	4601.12	15625.44	-8409.22
397	226	SX173	SLU_ENV_NL	Max	241091.62	68398.49	1692.28	-8041.95	-8409.22
397	226	SX172	SLU_ENV_NL	Min	-199660.21	-62849.75	-9031.13	-12287.48	8417.75
397	226	SX159	SLU_ENV_NL	Min	-227603.27	-65081.91	-6122.28	11546.38	8417.75
397	226	SX160	SLU_ENV_NL	Min	239245.41	69335.85	-2638.39	11546.38	-12012.21



Autorità Portuale di Taranto
Interventi per il dragaggio di 2,3 M m³ di sedimenti in area Molo Polisettoriale e per la realizzazione di un primo lotto della cassa di colmata funzionale all'ampliamento del V Sporgente del Porto di Taranto

Allegati alla relazione di calcolo strutturale allineamento "BC"

Data 05/2016
Rev. B
c.d.c.: C296A
514B

397	226	SX173	SLU_ENV_NL	Min	211040.57	62303.80	-2257.02	-12287.48	-12012.21
397	226	SX172	SLE_NL	Max	-147748.55	-46508.82	1367.76	-9092.74	8854.72
397	226	SX159	SLE_NL	Max	-156337.90	-44531.97	1085.54	11562.83	8854.72
397	226	SX160	SLE_NL	Max	177041.60	54427.88	-1952.41	11562.83	-8889.03
397	226	SX173	SLE_NL	Max	156170.02	46104.81	-1670.19	-9092.74	-8889.03
397	226	SX172	SLE_NL	Min	-147748.55	-46508.82	1367.76	-9092.74	8854.72
397	226	SX159	SLE_NL	Min	-156337.90	-44531.97	1085.54	11562.83	8854.72
397	226	SX160	SLE_NL	Min	177041.60	54427.88	-1952.41	11562.83	-8889.03
397	226	SX173	SLE_NL	Min	156170.02	46104.81	-1670.19	-9092.74	-8889.03
398	819	DX327	SLU_ENV_NL	Max	202.13	-474.42	1765.91	1135.89	168.83
398	819	DX314	SLU_ENV_NL	Max	6485.42	2368.60	1036.84	3467.57	168.83
398	819	DX315	SLU_ENV_NL	Max	142429.88	42290.33	435.47	3467.57	-8.62
398	819	DX328	SLU_ENV_NL	Max	128162.70	38552.24	739.50	1135.89	-8.62
398	819	DX327	SLU_ENV_NL	Min	-1509.94	-950.99	1140.94	666.50	-6.19
398	819	DX314	SLU_ENV_NL	Min	3388.25	-73.40	-1695.86	682.73	-6.19
398	819	DX315	SLU_ENV_NL	Min	45622.23	14121.91	-2722.27	682.73	-181.14
398	819	DX328	SLU_ENV_NL	Min	39822.93	11411.32	539.57	666.50	-181.14
398	819	DX327	SLE_NL	Max	149.58	-351.07	844.30	493.21	-4.58
398	819	DX314	SLE_NL	Max	4799.21	1752.77	767.26	505.22	-4.58
398	819	DX315	SLE_NL	Max	33760.45	10450.21	322.25	505.22	-6.38
398	819	DX328	SLE_NL	Max	29468.97	8444.38	399.28	493.21	-6.38
398	819	DX327	SLE_NL	Min	149.58	-351.07	844.30	493.21	-4.58
398	819	DX314	SLE_NL	Min	4799.21	1752.77	767.26	505.22	-4.58
398	819	DX315	SLE_NL	Min	33760.45	10450.21	322.25	505.22	-6.38
398	819	DX328	SLE_NL	Min	29468.97	8444.38	399.28	493.21	-6.38
399	227	SX175	SLU_ENV_NL	Max	-11341.16	-4781.78	-887.43	-7716.44	11179.05
399	227	SX162	SLU_ENV_NL	Max	-32960.92	-11239.93	-1761.69	13254.21	11179.05
399	227	SX163	SLU_ENV_NL	Max	45100.52	12991.06	-25.25	13254.21	-6853.29
399	227	SX176	SLU_ENV_NL	Max	34454.32	10410.14	1143.15	-7716.44	-6853.29
399	227	SX175	SLU_ENV_NL	Min	-23793.66	-8954.73	-937.47	-12787.33	6852.31
399	227	SX162	SLU_ENV_NL	Min	-37817.32	-11296.50	-2152.40	8257.26	6852.31
399	227	SX163	SLU_ENV_NL	Min	43303.94	12521.18	-121.81	8257.26	-11164.85
399	227	SX176	SLU_ENV_NL	Min	30912.59	10270.94	798.97	-12787.33	-11164.85
399	227	SX175	SLE_NL	Max	-17607.31	-6626.50	-693.73	-5710.17	5070.71
399	227	SX162	SLE_NL	Max	-27984.82	-8317.55	-1303.65	6110.37	5070.71
399	227	SX163	SLE_NL	Max	32044.91	9613.39	-18.69	6110.37	-5071.44
399	227	SX176	SLE_NL	Max	25496.20	7703.50	591.23	-5710.17	-5071.44
399	227	SX175	SLE_NL	Min	-17607.31	-6626.50	-693.73	-5710.17	5070.71
399	227	SX162	SLE_NL	Min	-27984.82	-8317.55	-1303.65	6110.37	5070.71
399	227	SX163	SLE_NL	Min	32044.91	9613.39	-18.69	6110.37	-5071.44
399	227	SX176	SLE_NL	Min	25496.20	7703.50	591.23	-5710.17	-5071.44
400	228	SX176	SLU_ENV_NL	Max	34454.34	10485.73	-799.07	12884.21	-6853.35
400	228	SX163	SLU_ENV_NL	Max	45787.17	12991.05	94.02	-8257.42	-6853.35
400	228	SX164	SLU_ENV_NL	Max	-34512.06	-11239.98	2185.73	-8257.42	11269.28
400	228	SX177	SLU_ENV_NL	Max	-12647.89	-5168.38	937.52	12884.21	11269.28
400	228	SX176	SLU_ENV_NL	Min	31579.64	10410.15	-1182.51	7716.60	-11254.63
400	228	SX163	SLU_ENV_NL	Min	43303.93	12712.50	25.18	-13367.44	-11254.63
400	228	SX164	SLU_ENV_NL	Min	-37817.41	-11791.38	1761.77	-13367.44	6852.36
400	228	SX177	SLU_ENV_NL	Min	-23793.19	-8954.61	909.20	7716.60	6852.36
400	228	SX176	SLE_NL	Max	25496.21	7703.51	-591.31	5710.28	-5071.48
400	228	SX163	SLE_NL	Max	32044.91	9613.38	18.64	-6110.49	-5071.48
400	228	SX164	SLE_NL	Max	-27984.88	-8317.59	1303.71	-6110.49	5070.75
400	228	SX177	SLE_NL	Max	-17606.96	-6626.41	693.77	5710.28	5070.75
400	228	SX176	SLE_NL	Min	25496.21	7703.51	-591.31	5710.28	-5071.48
400	228	SX163	SLE_NL	Min	32044.91	9613.38	18.64	-6110.49	-5071.48
400	228	SX164	SLE_NL	Min	-27984.88	-8317.59	1303.71	-6110.49	5070.75
400	228	SX177	SLE_NL	Min	-17606.96	-6626.41	693.77	5710.28	5070.75
401	820	DX313	SLU_ENV_NL	Max	91.05	1055.02	235.59	101.32	25.11
401	820	DX300	SLU_ENV_NL	Max	2179.64	1546.47	1621.74	296.30	25.11
401	820	DX301	SLU_ENV_NL	Max	10033.48	3559.59	1642.08	296.30	-4.60
401	820	DX314	SLU_ENV_NL	Max	6512.81	2357.86	255.93	101.32	-4.60
401	820	DX313	SLU_ENV_NL	Min	-1173.13	-212.40	-453.61	-68.48	-2.31
401	820	DX300	SLU_ENV_NL	Min	365.29	1098.84	1257.24	116.62	-2.31
401	820	DX301	SLU_ENV_NL	Min	6661.99	2717.35	760.33	116.62	-29.63
401	820	DX314	SLU_ENV_NL	Min	4267.76	1439.09	-950.52	-68.48	-29.63
401	820	DX313	SLE_NL	Max	67.38	-157.17	174.34	74.98	-1.71
401	820	DX300	SLE_NL	Max	270.31	813.14	1200.09	86.30	-1.71
401	820	DX301	SLE_NL	Max	4929.87	2010.84	1215.14	86.30	-3.40
401	820	DX314	SLE_NL	Max	4819.48	1064.93	189.39	74.98	-3.40
401	820	DX313	SLE_NL	Min	67.38	-157.17	174.34	74.98	-1.71
401	820	DX300	SLE_NL	Min	270.31	813.14	1200.09	86.30	-1.71
401	820	DX301	SLE_NL	Min	4929.87	2010.84	1215.14	86.30	-3.40
401	820	DX314	SLE_NL	Min	4819.48	1064.93	189.39	74.98	-3.40
402	229	SX179	SLU_ENV_NL	Max	239895.45	68044.52	2256.96	12287.55	-8317.48
402	229	SX166	SLU_ENV_NL	Max	239245.96	73551.36	2638.31	-11430.54	-8317.48
402	229	SX167	SLU_ENV_NL	Max	-211268.15	-60178.52	6148.63	-11430.54	11965.90
402	229	SX180	SLU_ENV_NL	Max	-194541.43	-61242.33	9071.01	12287.55	11965.90
402	229	SX179	SLU_ENV_NL	Min	211041.26	62303.96	-1717.51	7944.79	-12012.26
402	229	SX166	SLU_ENV_NL	Min	238395.10	68864.57	-4639.89	-15625.52	-12012.26
402	229	SX167	SLU_ENV_NL	Min	-226512.31	-64776.18	-1466.89	-15625.52	8326.52
402	229	SX180	SLU_ENV_NL	Min	-199660.63	-62849.89	-1848.24	7944.79	8326.52



Autorità Portuale di Taranto
Interventi per il dragaggio di 2,3 M m³ di sedimenti in area Molo Polisettoriale e per la realizzazione di un primo lotto della cassa di colmata funzionale all'ampliamento del V Sporgente del Porto di Taranto

Allegati alla relazione di calcolo strutturale allineamento "BC"

Data 05/2016
Rev. B
c.d.c.: C296A
514B



402	229	SX179	SLE_NL	Max	156170.53	46104.93	1670.15	9092.79	-8889.08
402	229	SX166	SLE_NL	Max	177042.01	54428.01	1952.35	-11562.88	-8889.08
402	229	SX167	SLE_NL	Max	-156338.43	-44532.11	-1085.50	-11562.88	8854.76
402	229	SX180	SLE_NL	Max	-147748.87	-46508.92	-1367.70	9092.79	8854.76
402	229	SX179	SLE_NL	Min	156170.53	46104.93	1670.15	9092.79	-8889.08
402	229	SX166	SLE_NL	Min	177042.01	54428.01	1952.35	-11562.88	-8889.08
402	229	SX167	SLE_NL	Min	-156338.43	-44532.11	-1085.50	-11562.88	8854.76
402	229	SX180	SLE_NL	Min	-147748.87	-46508.92	-1367.70	9092.79	8854.76
403	230	SX38	SLU_ENV_NL	Max	-8555.77	-3459.84	7234.81	2954.29	-39.52
403	230	SX51	SLU_ENV_NL	Max	-6390.01	-4381.16	-3067.62	1259.73	-39.52
403	230	SX50	SLU_ENV_NL	Max	-70211.39	-21133.76	-4110.86	1259.73	183.25
403	230	SX37	SLU_ENV_NL	Max	-65791.82	-18830.39	6191.57	2954.29	183.25
403	230	SX38	SLU_ENV_NL	Min	-12043.64	-4342.26	4154.28	1654.96	-174.62
403	230	SX51	SLU_ENV_NL	Min	-14036.87	-6087.23	-4979.60	569.70	-174.62
403	230	SX50	SLU_ENV_NL	Min	-71241.33	-21795.79	-4493.47	569.70	19.80
403	230	SX37	SLU_ENV_NL	Min	-84310.65	-23992.33	4640.41	1654.96	19.80
403	230	SX38	SLE_NL	Max	-6331.27	-2560.28	3074.17	1224.67	-29.24
403	230	SX51	SLE_NL	Max	-10387.29	-4504.55	-3684.90	932.20	-29.24
403	230	SX50	SLE_NL	Max	-51956.43	-15638.99	-3325.17	932.20	14.65
403	230	SX37	SLE_NL	Max	-48685.95	-13934.49	3433.90	1224.67	14.65
403	230	SX38	SLE_NL	Min	-6331.27	-2560.28	3074.17	1224.67	-29.24
403	230	SX51	SLE_NL	Min	-10387.29	-4504.55	-3684.90	932.20	-29.24
403	230	SX50	SLE_NL	Min	-51956.43	-15638.99	-3325.17	932.20	14.65
403	230	SX37	SLE_NL	Min	-48685.95	-13934.49	3433.90	1224.67	14.65
404	231	SX52	SLU_ENV_NL	Max	4983.58	3727.67	-5588.31	262.02	49.34
404	231	SX65	SLU_ENV_NL	Max	-430.71	2602.90	2281.80	996.30	49.34
404	231	SX64	SLU_ENV_NL	Max	-20960.95	-5475.37	2578.28	996.30	-44.06
404	231	SX51	SLU_ENV_NL	Max	-17256.74	-4235.21	-4812.44	262.02	-44.06
404	231	SX52	SLU_ENV_NL	Min	2354.80	2775.94	-7507.68	198.25	34.60
404	231	SX65	SLU_ENV_NL	Min	-1528.16	447.73	-1824.65	786.19	34.60
404	231	SX64	SLU_ENV_NL	Min	-25767.71	-7557.26	-1048.79	786.19	-70.43
404	231	SX51	SLU_ENV_NL	Min	-17900.71	-4614.78	-7211.20	198.25	-70.43
404	231	SX52	SLE_NL	Max	1742.55	2758.47	-5555.69	193.90	25.61
404	231	SX65	SLE_NL	Max	-318.73	1926.15	1688.53	581.78	25.61
404	231	SX64	SLE_NL	Max	-15511.10	-4051.78	1907.92	581.78	-32.61
404	231	SX51	SLE_NL	Max	-13246.53	-3134.05	-5336.29	193.90	-32.61
404	231	SX52	SLE_NL	Min	1742.55	2758.47	-5555.69	193.90	25.61
404	231	SX65	SLE_NL	Min	-318.73	1926.15	1688.53	581.78	25.61
404	231	SX64	SLE_NL	Min	-15511.10	-4051.78	1907.92	581.78	-32.61
404	231	SX51	SLE_NL	Min	-13246.53	-3134.05	-5336.29	193.90	-32.61
405	232	SX157	SLU_ENV_NL	Max	690.73	1024.49	883.98	-393.98	17.16
405	232	SX144	SLU_ENV_NL	Max	1970.08	3077.01	181.30	-164.49	17.16
405	232	SX145	SLU_ENV_NL	Max	-10666.16	-2546.11	92.36	-164.49	-14.33
405	232	SX158	SLU_ENV_NL	Max	-12349.18	-3978.70	736.34	-393.98	-14.33
405	232	SX157	SLU_ENV_NL	Min	-468.82	-895.87	-3944.65	-426.54	-2.27
405	232	SX144	SLU_ENV_NL	Min	425.28	-735.23	-1415.59	-350.81	-2.27
405	232	SX145	SLU_ENV_NL	Min	-13949.42	-3583.01	-1563.24	-350.81	-19.39
405	232	SX158	SLU_ENV_NL	Min	-15364.99	-4642.09	-4033.59	-426.54	-19.39
405	232	SX157	SLE_NL	Max	-346.93	-662.94	654.15	-291.55	12.70
405	232	SX144	SLE_NL	Max	314.71	-544.07	-1047.54	-121.72	12.70
405	232	SX145	SLE_NL	Max	-7892.96	-2651.43	-1156.79	-121.72	-14.35
405	232	SX158	SLE_NL	Max	-9138.39	-2944.24	544.89	-291.55	-14.35
405	232	SX157	SLE_NL	Min	-346.93	-662.94	654.15	-291.55	12.70
405	232	SX144	SLE_NL	Min	314.71	-544.07	-1047.54	-121.72	12.70
405	232	SX145	SLE_NL	Min	-7892.96	-2651.43	-1156.79	-121.72	-14.35
405	232	SX158	SLE_NL	Min	-9138.39	-2944.24	544.89	-291.55	-14.35
406	233	SX158	SLU_ENV_NL	Max	-3194.80	-1002.79	949.79	-1099.06	31.85
406	233	SX145	SLU_ENV_NL	Max	-6816.04	-2417.74	-589.14	-500.26	31.85
406	233	SX146	SLU_ENV_NL	Max	-34782.65	-10307.48	1012.31	-500.26	-8.06
406	233	SX159	SLU_ENV_NL	Max	-42495.73	-13327.30	17.93	-1099.06	-8.06
406	233	SX158	SLU_ENV_NL	Min	-14857.11	-4741.32	-3410.49	-1242.81	31.26
406	233	SX145	SLU_ENV_NL	Min	-17760.19	-3677.59	-1760.14	-959.50	31.26
406	233	SX146	SLU_ENV_NL	Min	-59274.88	-16601.87	-2691.99	-959.50	-53.10
406	233	SX159	SLU_ENV_NL	Min	-45579.05	-13444.10	-1809.04	-1242.81	-53.10
406	233	SX158	SLE_NL	Max	-10994.26	-3508.58	702.84	-813.30	23.13
406	233	SX145	SLE_NL	Max	-5043.87	-1789.12	-1302.50	-370.19	23.13
406	233	SX146	SLE_NL	Max	-25739.16	-7627.54	-1992.07	-370.19	-39.29
406	233	SX159	SLE_NL	Max	-33728.50	-9948.63	13.27	-813.30	-39.29
406	233	SX158	SLE_NL	Min	-10994.26	-3508.58	702.84	-813.30	23.13
406	233	SX145	SLE_NL	Min	-5043.87	-1789.12	-1302.50	-370.19	23.13
406	233	SX146	SLE_NL	Min	-25739.16	-7627.54	-1992.07	-370.19	-39.29
406	233	SX159	SLE_NL	Min	-33728.50	-9948.63	13.27	-813.30	-39.29
407	234	SX159	SLU_ENV_NL	Max	-256430.28	-75350.49	278.59	13300.80	-6438.41
407	234	SX146	SLU_ENV_NL	Max	-258153.17	-78667.62	-1337.61	-5013.61	-6438.41
407	234	SX147	SLU_ENV_NL	Max	274849.36	83166.57	2138.93	-5013.61	9235.57
407	234	SX160	SLU_ENV_NL	Max	290376.33	92639.49	4484.46	13300.80	9235.57
407	234	SX159	SLU_ENV_NL	Min	-273793.32	-80820.33	51.93	10035.86	-9199.07
407	234	SX146	SLU_ENV_NL	Min	-269546.92	-81579.72	-2767.84	-8159.04	-9199.07
407	234	SX147	SLU_ENV_NL	Min	272328.57	82031.46	1664.68	-8159.04	6489.53
407	234	SX160	SLU_ENV_NL	Min	289834.46	90402.40	3755.13	10035.86	6489.53
407	234	SX159	SLE_NL	Max	-189758.41	-55759.36	38.43	7426.53	-4764.42



Autorità Portuale di Taranto
Interventi per il dragaggio di 2,3 M m³ di sedimenti in area Molo Polisettoriale e per la realizzazione di un primo lotto della cassa di colmata funzionale all'ampliamento del V Sporgente del Porto di Taranto

Allegati alla relazione di calcolo strutturale allineamento "BC"

Data 05/2016
Rev. B
c.d.c.: C296A
514B



407	234	SX146	SLE_NL	Max	-191033.35	-58214.04	-2048.20	-3710.07	-4764.42
407	234	SX147	SLE_NL	Max	203388.53	61543.26	1231.86	-3710.07	4802.26
407	234	SX160	SLE_NL	Max	214878.48	68553.23	3318.50	7426.53	4802.26
407	234	SX159	SLE_NL	Min	-189758.41	-55759.36	38.43	7426.53	-4764.42
407	234	SX146	SLE_NL	Min	-191033.35	-58214.04	-2048.20	-3710.07	-4764.42
407	234	SX147	SLE_NL	Min	203388.53	61543.26	1231.86	-3710.07	4802.26
407	234	SX160	SLE_NL	Min	214878.48	68553.23	3318.50	7426.53	4802.26
408	821	DX314	SLU_ENV_NL	Max	6120.20	1805.24	749.84	2089.16	55.46
408	821	DX301	SLU_ENV_NL	Max	6670.78	2559.96	1392.70	2890.16	55.46
408	821	DX302	SLU_ENV_NL	Max	155405.60	46525.13	1257.88	2890.16	-10.15
408	821	DX315	SLU_ENV_NL	Max	144375.33	43789.88	848.24	2089.16	-10.15
408	821	DX314	SLU_ENV_NL	Min	2456.26	1320.15	-1527.66	629.56	4.43
408	821	DX301	SLU_ENV_NL	Min	5219.55	2285.78	1159.48	726.69	4.43
408	821	DX302	SLU_ENV_NL	Min	45173.40	14174.58	573.12	726.69	-64.77
408	821	DX315	SLU_ENV_NL	Min	45334.19	12992.81	-2347.24	629.56	-64.77
408	821	DX314	SLE_NL	Max	4528.95	976.91	554.88	465.88	3.28
408	821	DX301	SLE_NL	Max	3862.47	1691.48	858.01	537.75	3.28
408	821	DX302	SLE_NL	Max	33428.32	10489.19	930.83	537.75	-7.51
408	821	DX315	SLE_NL	Max	33547.30	9614.68	627.70	465.88	-7.51
408	821	DX315	SLE_NL	Min	33547.30	9614.68	627.70	465.88	-7.51
408	821	DX301	SLE_NL	Min	3862.47	1691.48	858.01	537.75	3.28
408	821	DX302	SLE_NL	Min	33428.32	10489.19	930.83	537.75	-7.51
408	821	DX315	SLE_NL	Min	33547.30	9614.68	627.70	465.88	-7.51
409	235	SX162	SLU_ENV_NL	Max	-46323.37	-19311.93	-191.21	1425.23	2325.23
409	235	SX149	SLU_ENV_NL	Max	-48651.92	-12216.82	-1065.04	3252.46	2325.23
409	235	SX150	SLU_ENV_NL	Max	62029.39	21409.47	-309.25	3252.46	787.18
409	235	SX163	SLU_ENV_NL	Max	58855.52	14958.41	1290.35	1425.23	787.18
409	235	SX162	SLU_ENV_NL	Min	-49313.50	-20273.36	-1037.72	-2228.85	-836.69
409	235	SX149	SLU_ENV_NL	Min	-52612.74	-13573.45	-2988.89	-467.37	-836.69
409	235	SX150	SLU_ENV_NL	Min	54246.53	18671.71	-660.82	-467.37	-2377.80
409	235	SX163	SLU_ENV_NL	Min	53487.29	13379.46	564.58	-2228.85	-2377.80
409	235	SX162	SLE_NL	Max	-36491.99	-14290.83	-141.50	1054.67	-619.15
409	235	SX149	SLE_NL	Max	-36002.42	-9040.45	-788.13	-345.86	-619.15
409	235	SX150	SLE_NL	Max	40142.43	13817.06	-228.85	-345.86	582.51
409	235	SX163	SLE_NL	Max	39580.59	9900.80	417.79	1054.67	582.51
409	235	SX162	SLE_NL	Min	-36491.99	-14290.83	-141.50	1054.67	-619.15
409	235	SX149	SLE_NL	Min	-36002.42	-9040.45	-788.13	-345.86	-619.15
409	235	SX150	SLE_NL	Min	40142.43	13817.06	-228.85	-345.86	582.51
409	235	SX163	SLE_NL	Min	39580.59	9900.80	417.79	1054.67	582.51
410	236	SX163	SLU_ENV_NL	Max	59712.22	15213.44	-564.64	2202.07	787.18
410	236	SX150	SLU_ENV_NL	Max	62888.78	21669.27	662.71	467.38	787.18
410	236	SX151	SLU_ENV_NL	Max	-48652.29	-12216.95	2971.82	467.38	2313.03
410	236	SX164	SLU_ENV_NL	Max	-48200.08	-19312.00	1013.88	2202.07	2313.03
410	236	SX163	SLU_ENV_NL	Min	53487.36	13379.48	-1295.23	-1425.25	-2365.62
410	236	SX150	SLU_ENV_NL	Min	54246.42	18671.67	309.22	-3250.90	-2365.62
410	236	SX151	SLU_ENV_NL	Min	-54433.14	-14134.13	1065.11	-3250.90	-836.70
410	236	SX164	SLU_ENV_NL	Min	-49313.67	-20834.78	191.26	-1425.25	-836.70
410	236	SX163	SLE_NL	Max	39580.64	9900.81	-417.83	-1054.68	582.51
410	236	SX150	SLE_NL	Max	40142.35	13817.04	228.82	345.86	582.51
410	236	SX151	SLE_NL	Max	-36002.70	-9040.54	788.18	345.86	-619.15
410	236	SX164	SLE_NL	Max	-36492.12	-14290.88	141.53	-1054.68	-619.15
410	236	SX163	SLE_NL	Min	39580.64	9900.81	-417.83	-1054.68	582.51
410	236	SX150	SLE_NL	Min	40142.35	13817.04	228.82	345.86	582.51
410	236	SX151	SLE_NL	Min	-36002.70	-9040.54	788.18	345.86	-619.15
410	236	SX164	SLE_NL	Min	-36492.12	-14290.88	141.53	-1054.68	-619.15
411	822	DX300	SLU_ENV_NL	Max	1306.85	-389.93	1638.36	132.80	25.14
411	822	DX287	SLU_ENV_NL	Max	375.16	669.95	1045.13	289.80	25.14
411	822	DX288	SLU_ENV_NL	Max	7547.70	2518.74	1063.27	289.80	0.16
411	822	DX301	SLU_ENV_NL	Max	10037.29	2599.44	1656.50	132.80	0.16
411	822	DX300	SLU_ENV_NL	Min	-228.70	-977.55	914.45	17.76	-8.50
411	822	DX287	SLU_ENV_NL	Min	-1670.65	-2245.19	-1050.02	75.08	-8.50
411	822	DX288	SLU_ENV_NL	Min	6148.16	910.03	-795.83	75.08	-15.68
411	822	DX301	SLU_ENV_NL	Min	6129.91	1040.17	1168.65	17.76	-15.68
411	822	DX300	SLE_NL	Max	-169.24	-723.39	1212.38	98.27	-6.29
411	822	DX287	SLE_NL	Max	277.62	495.76	773.39	55.56	-6.29
411	822	DX288	SLE_NL	Max	4549.64	1863.87	786.82	55.56	0.12
411	822	DX301	SLE_NL	Max	4536.14	769.73	1225.81	98.27	0.12
411	822	DX300	SLE_NL	Min	-169.24	-723.39	1212.38	98.27	-6.29
411	822	DX287	SLE_NL	Min	277.62	495.76	773.39	55.56	-6.29
411	822	DX288	SLE_NL	Min	4549.64	1863.87	786.82	55.56	0.12
411	822	DX301	SLE_NL	Min	4536.14	769.73	1225.81	98.27	0.12
412	237	SX166	SLU_ENV_NL	Max	290377.01	92639.73	-3719.85	-10035.93	9201.24
412	237	SX153	SLU_ENV_NL	Max	274850.24	83166.88	-1664.58	8133.51	9201.24
412	237	SX154	SLU_ENV_NL	Max	-258153.69	-78667.80	2767.77	8133.51	-6438.47
412	237	SX167	SLU_ENV_NL	Max	-256431.17	-75350.77	-52.06	-10035.93	-6438.47
412	237	SX166	SLU_ENV_NL	Min	288071.65	89850.42	-4484.41	-13246.83	6489.59
412	237	SX153	SLU_ENV_NL	Min	270690.91	81539.31	-2114.60	5013.67	6489.59
412	237	SX154	SLU_ENV_NL	Min	-268167.61	-81157.51	1315.15	5013.67	-9165.11
412	237	SX167	SLU_ENV_NL	Min	-272458.01	-80430.06	-290.10	-13246.83	-9165.11
412	237	SX166	SLE_NL	Max	214878.99	68553.40	-3318.46	-7426.59	4802.30
412	237	SX153	SLE_NL	Max	203389.18	61543.49	-1231.79	3710.11	4802.30



Autorità Portuale di Taranto
Interventi per il dragaggio di 2,3 M³ di sedimenti in area Molo Polisettoriale e per la realizzazione di un primo lotto della cassa di colmata funzionale all'ampliamento del V Sporgente del Porto di Taranto

Allegati alla relazione di calcolo strutturale allineamento "BC"

Data 05/2016
Rev. B
c.d.c.: C296A
514B



412	237	SX154	SLE_NL	Max	-191033.73	-58214.17	2048.15	3710.11	-4764.46
412	237	SX167	SLE_NL	Max	-189759.07	-55759.57	-38.52	-7426.59	-4764.46
412	237	SX166	SLE_NL	Min	214878.99	68553.40	-3318.46	-7426.59	4802.30
412	237	SX153	SLE_NL	Min	203389.18	61543.49	-1231.79	3710.11	4802.30
412	237	SX154	SLE_NL	Min	-191033.73	-58214.17	2048.15	3710.11	-4764.46
412	237	SX167	SLE_NL	Min	-189759.07	-55759.57	-38.52	-7426.59	-4764.46
413	238	SX51	SLU_ENV_NL	Max	-5357.03	-996.88	-5021.41	724.41	151.37
413	238	SX64	SLU_ENV_NL	Max	-28802.62	-7860.41	1138.06	3014.90	151.37
413	238	SX63	SLU_ENV_NL	Max	-91661.65	-28064.57	3077.75	3014.90	-150.09
413	238	SX50	SLU_ENV_NL	Max	-71098.14	-21471.48	-2206.18	724.41	-150.09
413	238	SX51	SLU_ENV_NL	Min	-12170.33	-2483.56	-5782.21	539.66	102.21
413	238	SX64	SLU_ENV_NL	Min	-28985.14	-8570.47	-842.93	2405.55	102.21
413	238	SX63	SLU_ENV_NL	Min	-101475.15	-31124.62	1972.30	2405.55	-220.10
413	238	SX50	SLU_ENV_NL	Min	-71174.81	-21515.05	-3842.52	539.66	-220.10
413	238	SX51	SLE_NL	Max	-9006.04	-1837.83	-4278.83	536.06	75.63
413	238	SX64	SLE_NL	Max	-21313.94	-5816.71	842.16	1780.11	75.63
413	238	SX63	SLE_NL	Max	-67829.62	-20767.78	2277.53	1780.11	-111.07
413	238	SX50	SLE_NL	Max	-52612.63	-15888.89	-2843.47	536.06	-111.07
413	238	SX51	SLE_NL	Min	-9006.04	-1837.83	-4278.83	536.06	75.63
413	238	SX64	SLE_NL	Min	-21313.94	-5816.71	842.16	1780.11	75.63
413	238	SX63	SLE_NL	Min	-67829.62	-20767.78	2277.53	1780.11	-111.07
413	238	SX50	SLE_NL	Min	-52612.63	-15888.89	-2843.47	536.06	-111.07
414	239	SX65	SLU_ENV_NL	Max	-515.55	2399.08	2544.65	1029.96	10.51
414	239	SX78	SLU_ENV_NL	Max	803.67	1217.97	7252.57	767.43	10.51
414	239	SX77	SLU_ENV_NL	Max	-17032.30	-5021.28	6938.52	767.43	79.05
414	239	SX64	SLU_ENV_NL	Max	-20267.56	-4361.07	2230.60	1029.96	79.05
414	239	SX65	SLU_ENV_NL	Min	-850.96	1690.85	-1435.22	573.01	-86.41
414	239	SX78	SLU_ENV_NL	Min	534.59	791.06	2732.14	-72.56	-86.41
414	239	SX77	SLU_ENV_NL	Min	-25952.36	-7956.66	2622.83	-72.56	-18.67
414	239	SX64	SLU_ENV_NL	Min	-26184.86	-6815.52	-1544.54	573.01	-18.67
414	239	SX65	SLE_NL	Max	-629.71	1775.32	1883.04	762.17	-63.95
414	239	SX78	SLE_NL	Max	594.72	901.30	5366.90	-53.69	-63.95
414	239	SX77	SLE_NL	Max	-12603.90	-3715.75	5134.51	-53.69	58.50
414	239	SX64	SLE_NL	Max	-14997.99	-3227.19	1650.65	762.17	58.50
414	239	SX65	SLE_NL	Min	-629.71	1775.32	1883.04	762.17	-63.95
414	239	SX78	SLE_NL	Min	594.72	901.30	5366.90	-53.69	-63.95
414	239	SX77	SLE_NL	Min	-12603.90	-3715.75	5134.51	-53.69	58.50
414	239	SX64	SLE_NL	Min	-14997.99	-3227.19	1650.65	762.17	58.50
415	240	SX144	SLU_ENV_NL	Max	490.97	-69.27	-12.60	-223.61	-7.31
415	240	SX131	SLU_ENV_NL	Max	719.84	1214.53	-1519.26	-276.02	-7.31
415	240	SX132	SLU_ENV_NL	Max	-9981.55	-1993.76	-1514.26	-276.02	16.77
415	240	SX145	SLU_ENV_NL	Max	-10460.42	-3344.21	246.09	-223.61	16.77
415	240	SX144	SLU_ENV_NL	Min	384.38	-2832.31	-1508.11	-250.38	-38.28
415	240	SX131	SLU_ENV_NL	Min	-437.25	3.22	-3331.52	-569.26	-38.28
415	240	SX132	SLU_ENV_NL	Min	-17228.57	-4342.37	-3072.83	-569.26	-3.23
415	240	SX145	SLU_ENV_NL	Min	-15437.92	-6884.12	-1503.11	-250.38	-3.23
415	240	SX144	SLE_NL	Max	363.32	-51.26	-1116.00	-185.28	-5.41
415	240	SX131	SLE_NL	Max	532.68	898.75	-1124.25	-204.26	-5.41
415	240	SX132	SLE_NL	Max	-7386.35	-1475.38	-1120.55	-204.26	-2.39
415	240	SX145	SLE_NL	Max	-7740.71	-2474.71	-1112.30	-185.28	-2.39
415	240	SX144	SLE_NL	Min	363.32	-51.26	-1116.00	-185.28	-5.41
415	240	SX131	SLE_NL	Min	532.68	898.75	-1124.25	-204.26	-5.41
415	240	SX132	SLE_NL	Min	-7386.35	-1475.38	-1120.55	-204.26	-2.39
415	240	SX145	SLE_NL	Min	-7740.71	-2474.71	-1112.30	-185.28	-2.39
416	241	SX145	SLU_ENV_NL	Max	-7161.10	-2353.44	423.30	-714.49	-7.16
416	241	SX132	SLU_ENV_NL	Max	-9434.42	-1830.59	-628.05	-789.09	-7.16
416	241	SX133	SLU_ENV_NL	Max	-37175.11	-10466.48	-349.66	-789.09	31.68
416	241	SX146	SLU_ENV_NL	Max	-34595.58	-10898.41	-226.07	-714.49	31.68
416	241	SX145	SLU_ENV_NL	Min	-18675.85	-7834.54	-2398.06	-760.81	-73.92
416	241	SX132	SLU_ENV_NL	Min	-11283.14	-2579.70	-3198.50	-1510.39	-73.92
416	241	SX133	SLU_ENV_NL	Min	-52772.26	-14377.80	-3847.88	-1510.39	3.34
416	241	SX146	SLU_ENV_NL	Min	-60530.49	-19682.51	-2119.67	-760.81	3.34
416	241	SX145	SLE_NL	Max	-5299.21	-1741.54	-1774.56	-528.72	-5.30
416	241	SX132	SLE_NL	Max	-6981.47	-1354.64	-464.75	-583.92	-5.30
416	241	SX133	SLE_NL	Max	-27509.58	-7745.20	-258.75	-583.92	2.48
416	241	SX146	SLE_NL	Max	-25600.73	-8064.82	-1568.56	-528.72	2.48
416	241	SX145	SLE_NL	Min	-5299.21	-1741.54	-1774.56	-528.72	-5.30
416	241	SX132	SLE_NL	Min	-6981.47	-1354.64	-464.75	-583.92	-5.30
416	241	SX133	SLE_NL	Min	-27509.58	-7745.20	-258.75	-583.92	2.48
416	241	SX146	SLE_NL	Min	-25600.73	-8064.82	-1568.56	-528.72	2.48
417	242	SX146	SLU_ENV_NL	Max	-253886.05	-75929.31	-2086.25	9023.33	-3971.29
417	242	SX133	SLU_ENV_NL	Max	-253378.32	-76083.69	-943.43	-2219.24	-3971.29
417	242	SX134	SLU_ENV_NL	Max	258208.91	76972.82	3675.98	-2219.24	5670.57
417	242	SX147	SLU_ENV_NL	Max	270071.07	78724.33	3501.98	9023.33	5670.57
417	242	SX146	SLU_ENV_NL	Min	-264001.88	-79627.03	-2513.26	7035.61	-5664.76
417	242	SX133	SLU_ENV_NL	Min	-264759.97	-79071.02	-2339.25	-4172.17	-5664.76
417	242	SX134	SLU_ENV_NL	Min	248187.83	75704.41	2618.83	-4172.17	3978.91
417	242	SX147	SLU_ENV_NL	Min	266073.71	77712.68	1476.01	7035.61	3978.91
417	242	SX146	SLE_NL	Max	-187875.68	-56187.69	-1543.83	5206.35	-2938.75
417	242	SX133	SLE_NL	Max	-187499.96	-56301.93	-698.14	-1642.24	-2938.75
417	242	SX134	SLE_NL	Max	191074.59	56959.89	1937.94	-1642.24	2944.39



Autorità Portuale di Taranto
Interventi per il dragaggio di 2,3 M³ di sedimenti in area Molo Polisettoriale e per la realizzazione di un primo lotto della cassa di colmata funzionale all'ampliamento del V Sporgente del Porto di Taranto

Allegati alla relazione di calcolo strutturale allineamento "BC"

Data 05/2016
Rev. B
c.d.c.: C296A
514B

417	242	SX147	SLE_NL	Max	199852.59	58256.01	1092.25	5206.35	2944.39
417	242	SX146	SLE_NL	Min	-187875.68	-56187.69	-1543.83	5206.35	-2938.75
417	242	SX133	SLE_NL	Min	-187499.96	-56301.93	-698.14	-1642.24	-2938.75
417	242	SX134	SLE_NL	Min	191074.59	56959.89	1937.94	-1642.24	2944.39
417	242	SX147	SLE_NL	Min	199852.59	58256.01	1092.25	5206.35	2944.39
418	823	DX301	SLU_ENV_NL	Max	5042.90	1081.35	2125.45	1778.67	120.17
418	823	DX288	SLU_ENV_NL	Max	17953.04	4051.40	1301.07	3516.09	120.17
418	823	DX289	SLU_ENV_NL	Max	175246.06	51978.26	1018.66	3516.09	-44.71
418	823	DX302	SLU_ENV_NL	Max	156817.08	47282.41	1137.78	1778.67	-44.71
418	823	DX301	SLU_ENV_NL	Min	4410.35	519.62	1420.20	456.25	31.67
418	823	DX288	SLU_ENV_NL	Min	6703.70	2690.08	-1771.54	965.15	31.67
418	823	DX289	SLU_ENV_NL	Min	49074.44	15417.88	-3447.87	965.15	-140.61
418	823	DX302	SLU_ENV_NL	Min	45010.10	12699.06	449.12	456.25	-140.61
418	823	DX301	SLE_NL	Max	3263.66	384.52	1050.95	337.63	23.44
418	823	DX288	SLE_NL	Max	4960.74	1990.66	962.79	714.21	23.44
418	823	DX289	SLE_NL	Max	36315.09	11409.23	753.81	714.21	-33.09
418	823	DX302	SLE_NL	Max	33307.47	9397.31	841.96	337.63	-33.09
418	823	DX301	SLE_NL	Min	3263.66	384.52	1050.95	337.63	23.44
418	823	DX288	SLE_NL	Min	4960.74	1990.66	962.79	714.21	23.44
418	823	DX289	SLE_NL	Min	36315.09	11409.23	753.81	714.21	-33.09
418	823	DX302	SLE_NL	Min	33307.47	9397.31	841.96	337.63	-33.09
419	243	SX149	SLU_ENV_NL	Max	-49487.40	-16212.94	-905.17	1019.26	1854.70
419	243	SX136	SLU_ENV_NL	Max	-48968.65	-12574.31	-589.18	2742.15	1854.70
419	243	SX137	SLU_ENV_NL	Max	62968.67	20812.96	756.54	2742.15	455.66
419	243	SX150	SLU_ENV_NL	Max	61901.46	15900.88	-171.88	1019.26	455.66
419	243	SX149	SLU_ENV_NL	Min	-55530.63	-18217.57	-2545.28	-1622.62	-483.37
419	243	SX136	SLU_ENV_NL	Min	-60018.93	-14218.70	-1253.19	-75.17	-483.37
419	243	SX137	SLU_ENV_NL	Min	51811.04	17272.09	144.12	-75.17	-1890.32
419	243	SX150	SLU_ENV_NL	Min	52475.69	13980.08	-535.55	-1622.62	-1890.32
419	243	SX149	SLE_NL	Max	-36620.67	-11997.57	-669.83	754.25	-357.69
419	243	SX136	SLE_NL	Max	-36236.80	-9304.99	-435.99	-55.63	-357.69
419	243	SX137	SLE_NL	Max	38340.17	12781.35	106.65	-55.63	337.19
419	243	SX150	SLE_NL	Max	38832.01	10345.26	-127.19	754.25	337.19
419	243	SX149	SLE_NL	Min	-36620.67	-11997.57	-669.83	754.25	-357.69
419	243	SX136	SLE_NL	Min	-36236.80	-9304.99	-435.99	-55.63	-357.69
419	243	SX137	SLE_NL	Min	38340.17	12781.35	106.65	-55.63	337.19
419	243	SX150	SLE_NL	Min	38832.01	10345.26	-127.19	754.25	337.19
420	244	SX150	SLU_ENV_NL	Max	62755.92	16158.98	535.65	1615.32	455.67
420	244	SX137	SLU_ENV_NL	Max	63827.38	21068.81	-144.04	75.17	455.67
420	244	SX138	SLU_ENV_NL	Max	-48968.74	-12574.32	1236.60	75.17	1859.04
420	244	SX151	SLU_ENV_NL	Max	-49487.75	-16213.02	2529.11	1615.32	1859.04
420	244	SX150	SLU_ENV_NL	Min	52475.57	13980.05	171.97	-1019.27	-1894.53
420	244	SX137	SLU_ENV_NL	Min	51811.15	17272.12	-756.87	-2759.47	-1894.53
420	244	SX138	SLU_ENV_NL	Min	-61787.04	-14767.54	589.09	-2759.47	-483.37
420	244	SX151	SLU_ENV_NL	Min	-57334.32	-18737.30	905.11	-1019.27	-483.37
420	244	SX150	SLE_NL	Max	38831.92	10345.23	127.26	-754.26	337.19
420	244	SX137	SLE_NL	Max	38340.25	12781.37	-106.59	55.63	337.19
420	244	SX138	SLE_NL	Max	-36236.86	-9305.00	435.93	55.63	-357.69
420	244	SX151	SLE_NL	Max	-36620.93	-11997.64	669.78	-754.26	-357.69
420	244	SX150	SLE_NL	Min	38831.92	10345.23	127.26	-754.26	337.19
420	244	SX137	SLE_NL	Min	38340.25	12781.37	-106.59	55.63	337.19
420	244	SX138	SLE_NL	Min	-36236.86	-9305.00	435.93	55.63	-357.69
420	244	SX151	SLE_NL	Min	-36620.93	-11997.64	669.78	-754.26	-357.69
421	824	DX287	SLU_ENV_NL	Max	99.46	763.95	1026.42	205.99	-5.62
421	824	DX274	SLU_ENV_NL	Max	1181.97	1325.40	1285.14	133.72	-5.62
421	824	DX275	SLU_ENV_NL	Max	11411.76	4076.43	1371.52	133.72	13.76
421	824	DX288	SLU_ENV_NL	Max	8511.60	3785.32	1112.79	205.99	13.76
421	824	DX287	SLU_ENV_NL	Min	-869.22	-743.72	-772.93	202.32	-23.74
421	824	DX274	SLU_ENV_NL	Min	574.54	827.23	-1784.13	-43.95	-23.74
421	824	DX275	SLU_ENV_NL	Min	4639.65	2493.69	-2063.72	-43.95	4.67
421	824	DX288	SLU_ENV_NL	Min	5490.25	820.34	-1052.52	202.32	4.67
421	824	DX287	SLE_NL	Max	73.60	-550.36	759.55	152.43	-17.57
421	824	DX274	SLE_NL	Max	425.16	980.80	951.01	-32.53	-17.57
421	824	DX275	SLE_NL	Max	3433.34	1845.33	1014.92	-32.53	10.18
421	824	DX288	SLE_NL	Max	4062.78	607.05	823.47	152.43	10.18
421	824	DX287	SLE_NL	Min	73.60	-550.36	759.55	152.43	-17.57
421	824	DX274	SLE_NL	Min	425.16	980.80	951.01	-32.53	-17.57
421	824	DX275	SLE_NL	Min	3433.34	1845.33	1014.92	-32.53	10.18
421	824	DX288	SLE_NL	Min	4062.78	607.05	823.47	152.43	10.18
422	245	SX153	SLU_ENV_NL	Max	270071.89	78724.54	-1476.13	-7035.63	5650.28
422	245	SX140	SLU_ENV_NL	Max	258209.25	76972.90	-2619.00	4162.22	5650.28
422	245	SX141	SLU_ENV_NL	Max	-253379.23	-76083.93	2332.52	4162.22	-3971.30
422	245	SX154	SLU_ENV_NL	Max	-253886.53	-75929.44	2503.72	-7035.63	-3971.30
422	245	SX153	SLU_ENV_NL	Min	264460.22	77239.53	-3487.77	-8986.11	3978.92
422	245	SX140	SLU_ENV_NL	Min	246648.92	75239.23	-3658.97	2219.25	3978.92
422	245	SX141	SLU_ENV_NL	Min	-263403.40	-78662.03	943.54	2219.25	-5644.53
422	245	SX154	SLU_ENV_NL	Min	-262646.68	-79223.61	2086.41	-8986.11	-5644.53
422	245	SX153	SLE_NL	Max	199853.20	58256.16	-1092.33	-5206.37	2944.40
422	245	SX140	SLE_NL	Max	191074.85	56959.95	-1938.06	1642.24	2944.40
422	245	SX141	SLE_NL	Max	-187500.63	-56302.11	698.22	1642.24	-2938.76
422	245	SX154	SLE_NL	Max	-187876.03	-56187.79	1543.94	-5206.37	-2938.76



Autorità Portuale di Taranto

Interventi per il dragaggio di 2,3 M m³ di sedimenti in area Molo Polisettoriale e per la realizzazione di un primo lotto della cassa di colmata funzionale all'ampliamento del V Sporgente del Porto di Taranto

Allegati alla relazione di calcolo strutturale allineamento "BC"

Data 05/2016
Rev. B
c.d.c.: C296A
514B



422	245	SX153	SLE_NL	Min	199853.20	58256.16	-1092.33	-5206.37	2944.40
422	245	SX140	SLE_NL	Min	191074.85	56959.95	-1938.06	1642.24	2944.40
422	245	SX141	SLE_NL	Min	-187500.63	-56302.11	698.22	1642.24	-2938.76
422	245	SX154	SLE_NL	Min	-187876.03	-56187.79	1543.94	-5206.37	-2938.76
423	246	SX64	SLU_ENV_NL	Max	-26503.57	-6901.12	3082.15	3065.68	33.30
423	246	SX77	SLU_ENV_NL	Max	-12088.50	-3471.89	6113.48	2299.89	33.30
423	246	SX76	SLU_ENV_NL	Max	-63855.44	-19549.12	3767.29	2299.89	264.07
423	246	SX63	SLU_ENV_NL	Max	-90025.43	-25949.41	735.96	3065.68	264.07
423	246	SX64	SLU_ENV_NL	Min	-29615.69	-7231.76	211.40	1725.33	-223.43
423	246	SX77	SLU_ENV_NL	Min	-28940.09	-8862.99	834.26	-182.70	-223.43
423	246	SX76	SLU_ENV_NL	Min	-108947.80	-32941.27	1226.52	-182.70	-52.93
423	246	SX63	SLU_ENV_NL	Min	-103116.99	-29994.85	603.66	1725.33	-52.93
423	246	SX64	SLE_NL	Max	-21915.61	-5351.50	2280.79	2268.60	-165.34
423	246	SX77	SLE_NL	Max	-8945.49	-2569.20	4523.97	-135.20	-165.34
423	246	SX76	SLE_NL	Max	-47253.03	-14466.35	2787.79	-135.20	195.41
423	246	SX63	SLE_NL	Max	-66618.82	-19202.56	544.61	2268.60	195.41
423	246	SX64	SLE_NL	Min	-21915.61	-5351.50	2280.79	2268.60	-165.34
423	246	SX77	SLE_NL	Min	-8945.49	-2569.20	4523.97	-135.20	-165.34
423	246	SX76	SLE_NL	Min	-47253.03	-14466.35	2787.79	-135.20	195.41
423	246	SX63	SLE_NL	Min	-66618.82	-19202.56	544.61	2268.60	195.41
424	247	SX78	SLU_ENV_NL	Max	416.99	361.04	7271.13	770.90	-21.78
424	247	SX91	SLU_ENV_NL	Max	1129.43	-1301.84	791.81	567.55	-21.78
424	247	SX90	SLU_ENV_NL	Max	-11088.68	-5106.13	859.60	567.55	51.95
424	247	SX77	SLU_ENV_NL	Max	-16081.60	-5587.25	6837.31	770.90	51.95
424	247	SX78	SLU_ENV_NL	Min	-1468.57	-2621.20	2587.72	687.66	-50.96
424	247	SX91	SLU_ENV_NL	Min	-749.99	-2855.72	37.24	1.91	-50.96
424	247	SX90	SLU_ENV_NL	Min	-26698.19	-8720.79	-396.59	1.91	8.74
424	247	SX77	SLU_ENV_NL	Min	-25713.91	-7123.80	2655.51	687.66	8.74
424	247	SX78	SLE_NL	Max	-1086.74	-1939.69	5380.64	508.86	-37.71
424	247	SX91	SLE_NL	Max	835.77	-2113.23	27.56	1.42	-37.71
424	247	SX90	SLE_NL	Max	-8205.62	-3778.53	-293.47	1.42	38.44
424	247	SX77	SLE_NL	Max	-11900.38	-4134.56	5059.61	508.86	38.44
424	247	SX78	SLE_NL	Min	-1086.74	-1939.69	5380.64	508.86	-37.71
424	247	SX91	SLE_NL	Min	835.77	-2113.23	27.56	1.42	-37.71
424	247	SX90	SLE_NL	Min	-8205.62	-3778.53	-293.47	1.42	38.44
424	247	SX77	SLE_NL	Min	-11900.38	-4134.56	5059.61	508.86	38.44
425	248	SX131	SLU_ENV_NL	Max	289.15	-424.85	-1564.77	-191.36	-9.34
425	248	SX118	SLU_ENV_NL	Max	1860.98	2532.47	-625.39	-306.77	-9.34
425	248	SX119	SLU_ENV_NL	Max	-11017.08	-3150.39	-559.47	-306.77	29.89
425	248	SX132	SLU_ENV_NL	Max	-10609.86	-3884.37	-1498.85	-191.36	29.89
425	248	SX131	SLU_ENV_NL	Min	-107.77	-662.19	-3199.83	-227.93	-54.21
425	248	SX118	SLU_ENV_NL	Min	78.03	369.30	-2229.94	-719.36	-54.21
425	248	SX119	SLU_ENV_NL	Min	-17356.88	-3435.58	-2299.86	-719.36	3.22
425	248	SX132	SLU_ENV_NL	Min	-18351.08	-6320.40	-3269.75	-227.93	3.22
425	248	SX131	SLE_NL	Max	213.97	-314.39	-1157.93	-168.66	-6.91
425	248	SX118	SLE_NL	Max	57.74	273.28	-462.79	-227.01	-6.91
425	248	SX119	SLE_NL	Max	-8152.64	-2331.29	-414.01	-227.01	2.39
425	248	SX132	SLE_NL	Max	-7851.29	-2874.44	-1109.15	-168.66	2.39
425	248	SX131	SLE_NL	Min	213.97	-314.39	-1157.93	-168.66	-6.91
425	248	SX118	SLE_NL	Min	57.74	273.28	-462.79	-227.01	-6.91
425	248	SX119	SLE_NL	Min	-8152.64	-2331.29	-414.01	-227.01	2.39
425	248	SX132	SLE_NL	Min	-7851.29	-2874.44	-1109.15	-168.66	2.39
426	249	SX132	SLU_ENV_NL	Max	-9814.19	-3642.07	-607.92	-687.92	-13.28
426	249	SX119	SLU_ENV_NL	Max	-10637.16	-3040.01	-1393.73	-845.67	-13.28
426	249	SX120	SLU_ENV_NL	Max	-38971.47	-11377.52	-18.12	-845.67	90.05
426	249	SX133	SLU_ENV_NL	Max	-37756.48	-11858.83	-479.93	-687.92	90.05
426	249	SX132	SLU_ENV_NL	Min	-10389.10	-3909.53	-4241.12	-703.81	-79.10
426	249	SX119	SLU_ENV_NL	Min	-20354.82	-4357.24	-1449.36	-1904.58	-79.10
426	249	SX120	SLU_ENV_NL	Min	-71354.43	-20140.01	-1321.37	-1904.58	8.94
426	249	SX133	SLU_ENV_NL	Min	-55106.97	-17850.22	-2865.52	-703.81	8.94
426	249	SX132	SLE_NL	Max	-7262.50	-2695.13	-449.86	-509.06	-9.83
426	249	SX119	SLE_NL	Max	-7871.50	-2249.61	-1072.52	-625.79	-9.83
426	249	SX120	SLE_NL	Max	-28838.89	-8419.37	-977.81	-625.79	6.62
426	249	SX133	SLE_NL	Max	-27939.80	-8775.54	-355.15	-509.06	6.62
426	249	SX132	SLE_NL	Min	-7262.50	-2695.13	-449.86	-509.06	-9.83
426	249	SX119	SLE_NL	Min	-7871.50	-2249.61	-1072.52	-625.79	-9.83
426	249	SX120	SLE_NL	Min	-28838.89	-8419.37	-977.81	-625.79	6.62
426	249	SX133	SLE_NL	Min	-27939.80	-8775.54	-355.15	-509.06	6.62
427	250	SX133	SLU_ENV_NL	Max	-250440.88	-74946.04	-508.56	7011.90	-3604.16
427	250	SX120	SLU_ENV_NL	Max	-250155.19	-75450.75	-1603.81	-1871.46	-3604.16
427	250	SX121	SLU_ENV_NL	Max	246270.89	74854.32	2449.79	-1871.46	4029.61
427	250	SX134	SLU_ENV_NL	Max	255803.63	77609.03	2667.18	7011.90	4029.61
427	250	SX133	SLU_ENV_NL	Min	-261388.05	-78931.68	-1529.57	6534.93	-4027.68
427	250	SX120	SLU_ENV_NL	Min	-261965.40	-78126.16	-1746.95	-2367.62	-4027.68
427	250	SX121	SLU_ENV_NL	Min	231458.99	70658.18	1128.32	-2367.62	3617.18
427	250	SX134	SLU_ENV_NL	Min	243730.32	71946.41	2223.56	6534.93	3617.18
427	250	SX133	SLE_NL	Max	-185326.25	-55460.07	-376.34	4835.85	-2667.07
427	250	SX120	SLE_NL	Max	-185114.84	-55833.55	-1186.82	-1384.88	-2667.07
427	250	SX121	SLE_NL	Max	182240.46	5392.20	834.96	-1384.88	2676.72
427	250	SX134	SLE_NL	Max	189294.68	57430.68	1645.44	4835.85	2676.72
427	250	SX133	SLE_NL	Min	-185326.25	-55460.07	-376.34	4835.85	-2667.07



Autorità Portuale di Taranto
Interventi per il dragaggio di 2,3 M m³ di sedimenti in area Molo Polisettoriale e per la realizzazione di un primo lotto della cassa di colmata funzionale all'ampliamento del V Sporgente del Porto di Taranto

Allegati alla relazione di calcolo strutturale allineamento "BC"

Data 05/2016
Rev. B
c.d.c.: C296A
514B



427	250	SX120	SLE_NL	Min	-185114.84	-55833.55	-1186.82	-1384.88	-2667.07
427	250	SX121	SLE_NL	Min	182240.46	55392.20	834.96	-1384.88	2676.72
427	250	SX134	SLE_NL	Min	189294.68	57430.68	1645.44	4835.85	2676.72
428	825	DX288	SLU_ENV_NL	Max	19710.05	7179.93	992.15	4296.53	24.82
428	825	DX275	SLU_ENV_NL	Max	4163.04	1866.73	1511.14	935.92	24.82
428	825	DX276	SLU_ENV_NL	Max	145584.43	43496.64	2550.41	935.92	283.49
428	825	DX289	SLU_ENV_NL	Max	174726.74	52975.39	1480.34	4296.53	283.49
428	825	DX288	SLU_ENV_NL	Min	5763.43	900.88	-3353.58	579.40	-244.04
428	825	DX275	SLU_ENV_NL	Min	739.76	1325.14	226.74	781.88	-244.04
428	825	DX276	SLU_ENV_NL	Min	45977.98	14776.24	1999.33	781.88	-28.69
428	825	DX289	SLU_ENV_NL	Min	48977.76	13750.56	-1029.91	579.40	-28.69
428	825	DX288	SLE_NL	Max	4264.94	666.65	734.19	428.75	18.37
428	825	DX275	SLE_NL	Max	547.42	980.60	1118.24	692.58	18.37
428	825	DX276	SLE_NL	Max	34023.70	10934.42	1479.50	692.58	-21.23
428	825	DX289	SLE_NL	Max	36243.54	10175.42	1095.45	428.75	-21.23
428	825	DX288	SLE_NL	Min	4264.94	666.65	734.19	428.75	18.37
428	825	DX275	SLE_NL	Min	547.42	980.60	1118.24	692.58	18.37
428	825	DX276	SLE_NL	Min	34023.70	10934.42	1479.50	692.58	-21.23
428	825	DX289	SLE_NL	Min	36243.54	10175.42	1095.45	428.75	-21.23
429	251	SX136	SLU_ENV_NL	Max	-49916.57	-16852.04	-479.98	1143.03	772.43
429	251	SX123	SLU_ENV_NL	Max	-49179.75	-12962.98	-574.99	1522.67	772.43
429	251	SX124	SLU_ENV_NL	Max	63903.51	22019.54	-31.47	1522.67	568.00
429	251	SX137	SLU_ENV_NL	Max	62557.36	16294.73	561.21	1143.03	568.00
429	251	SX136	SLU_ENV_NL	Min	-63625.85	-23094.58	-801.59	-331.94	-596.32
429	251	SX123	SLU_ENV_NL	Min	-65622.84	-17206.30	-1698.49	-213.97	-596.32
429	251	SX124	SLU_ENV_NL	Min	50079.56	16685.38	-335.69	-213.97	-818.85
429	251	SX137	SLU_ENV_NL	Min	50340.85	13489.46	63.53	-331.94	-818.85
429	251	SX136	SLE_NL	Max	-36938.26	-12470.51	-355.19	845.84	-441.28
429	251	SX123	SLE_NL	Max	-36393.02	-9592.61	-425.49	-158.34	-441.28
429	251	SX124	SLE_NL	Max	37058.87	12347.18	-23.29	-158.34	420.32
429	251	SX137	SLE_NL	Max	37252.23	9982.20	47.01	845.84	420.32
429	251	SX136	SLE_NL	Min	-36938.26	-12470.51	-355.19	845.84	-441.28
429	251	SX123	SLE_NL	Min	-36393.02	-9592.61	-425.49	-158.34	-441.28
429	251	SX124	SLE_NL	Min	37058.87	12347.18	-23.29	-158.34	420.32
429	251	SX137	SLE_NL	Min	37252.23	9982.20	47.01	845.84	420.32
430	252	SX137	SLU_ENV_NL	Max	63420.78	16556.80	-63.62	332.67	568.00
430	252	SX124	SLU_ENV_NL	Max	64762.97	22274.34	330.90	213.97	568.00
430	252	SX125	SLU_ENV_NL	Max	-49180.14	-12963.12	1688.71	213.97	783.59
430	252	SX138	SLU_ENV_NL	Max	-49916.66	-16852.08	790.80	332.67	783.59
430	252	SX137	SLU_ENV_NL	Min	50340.96	13489.50	-567.01	-1143.05	-829.84
430	252	SX124	SLU_ENV_NL	Min	50079.36	16685.32	31.40	-1547.79	-829.84
430	252	SX125	SLU_ENV_NL	Min	-67375.82	-17751.53	575.09	-1547.79	-596.32
430	252	SX138	SLU_ENV_NL	Min	-65384.71	-23603.12	480.06	-1143.05	-596.32
430	252	SX137	SLE_NL	Max	37252.31	9982.23	-47.08	-845.85	420.32
430	252	SX124	SLE_NL	Max	37058.73	12347.14	23.24	158.34	420.32
430	252	SX125	SLE_NL	Max	-36393.31	-9592.71	425.56	158.34	-441.28
430	252	SX138	SLE_NL	Max	-36938.33	-12470.54	355.25	-845.85	-441.28
430	252	SX137	SLE_NL	Min	37252.31	9982.23	-47.08	-845.85	420.32
430	252	SX124	SLE_NL	Min	37058.73	12347.14	23.24	158.34	420.32
430	252	SX125	SLE_NL	Min	-36393.31	-9592.71	425.56	158.34	-441.28
430	252	SX138	SLE_NL	Min	-36938.33	-12470.54	355.25	-845.85	-441.28
431	826	DX274	SLU_ENV_NL	Max	1263.66	38.64	1582.98	224.08	14.58
431	826	DX261	SLU_ENV_NL	Max	-125.12	809.03	2019.03	308.69	14.58
431	826	DX262	SLU_ENV_NL	Max	8932.77	1680.90	2186.45	308.69	9.91
431	826	DX275	SLU_ENV_NL	Max	13667.79	3388.58	1750.40	224.08	9.91
431	826	DX274	SLU_ENV_NL	Min	204.73	-1090.22	-2602.58	185.38	-21.39
431	826	DX261	SLU_ENV_NL	Min	-3536.47	-2443.00	-738.51	-23.24	-21.39
431	826	DX262	SLU_ENV_NL	Min	3054.95	932.59	-273.65	-23.24	1.88
431	826	DX275	SLU_ENV_NL	Min	4594.57	135.97	-2137.72	185.38	1.88
431	826	DX274	SLE_NL	Max	151.50	-806.76	1171.40	137.18	-15.83
431	826	DX261	SLE_NL	Max	-92.59	598.68	1494.08	-17.20	-15.83
431	826	DX262	SLE_NL	Max	2260.66	1243.87	1617.97	-17.20	7.33
431	826	DX275	SLE_NL	Max	3399.99	100.61	1295.30	137.18	7.33
431	826	DX274	SLE_NL	Min	151.50	-806.76	1171.40	137.18	-15.83
431	826	DX261	SLE_NL	Min	-92.59	598.68	1494.08	-17.20	-15.83
431	826	DX262	SLE_NL	Min	2260.66	1243.87	1617.97	-17.20	7.33
431	826	DX275	SLE_NL	Min	3399.99	100.61	1295.30	137.18	7.33
432	253	SX140	SLU_ENV_NL	Max	255803.97	77609.15	-2223.52	-6534.99	4012.35
432	253	SX127	SLU_ENV_NL	Max	246271.40	74854.51	-1128.23	2360.73	4012.35
432	253	SX128	SLU_ENV_NL	Max	-250155.79	-75450.96	1741.08	2360.73	-3604.20
432	253	SX141	SLU_ENV_NL	Max	-250441.79	-74946.33	1526.87	-6534.99	-3604.20
432	253	SX140	SLU_ENV_NL	Min	242208.33	71492.79	-2653.85	-6978.65	3617.23
432	253	SX127	SLU_ENV_NL	Min	229992.12	70211.46	-2439.64	1871.50	3617.23
432	253	SX128	SLU_ENV_NL	Min	-260628.41	-77722.46	1603.75	1871.50	-4010.46
432	253	SX141	SLU_ENV_NL	Min	-260047.40	-78530.86	508.46	-6978.65	-4010.46
432	253	SX140	SLE_NL	Max	189294.93	57430.77	-1645.41	-4835.89	2676.75
432	253	SX127	SLE_NL	Max	182240.84	55392.34	-834.89	1384.91	2676.75
432	253	SX128	SLE_NL	Max	-185115.28	-55833.71	1186.78	1384.91	-2667.11
432	253	SX141	SLE_NL	Max	-185326.92	-55460.29	376.26	-4835.89	-2667.11
432	253	SX140	SLE_NL	Min	189294.93	57430.77	-1645.41	-4835.89	2676.75
432	253	SX127	SLE_NL	Min	182240.84	55392.34	-834.89	1384.91	2676.75



Autorità Portuale di Taranto
Interventi per il dragaggio di 2,3 M m³ di sedimenti in area Molo Polisettoriale e per la realizzazione di un primo lotto della cassa di colmata funzionale all'ampliamento del V Sporgente del Porto di Taranto

Allegati alla relazione di calcolo strutturale allineamento "BC"

Data 05/2016
Rev. B
c.d.c.: C296A
514B



432	253	SX128	SLE_NL	Min	-185115.28	-55833.71	1186.78	1384.91	-2667.11
432	253	SX141	SLE_NL	Min	-185326.92	-55460.29	376.26	-4835.89	-2667.11
433	254	SX77	SLU_ENV_NL	Max	-16055.63	-5617.43	5689.74	2299.79	-37.82
433	254	SX90	SLU_ENV_NL	Max	-4022.97	-2948.44	2280.08	1735.13	-37.82
433	254	SX89	SLU_ENV_NL	Max	-40922.80	-13052.79	1383.10	1735.13	159.74
433	254	SX76	SLU_ENV_NL	Max	-60014.54	-17824.34	4022.13	2299.79	159.74
433	254	SX77	SLU_ENV_NL	Min	-28682.56	-8023.71	1275.45	2004.27	-129.97
433	254	SX90	SLU_ENV_NL	Min	-22117.52	-7337.27	778.23	73.83	-129.97
433	254	SX89	SLU_ENV_NL	Min	-99070.21	-30604.18	-889.38	73.83	46.92
433	254	SX76	SLU_ENV_NL	Min	-108728.44	-32190.90	378.47	2004.27	46.92
433	254	SX77	SLE_NL	Max	-11881.17	-4156.90	4210.41	1483.16	-96.18
433	254	SX90	SLE_NL	Max	-2977.00	-2181.84	575.89	54.63	-96.18
433	254	SX89	SLE_NL	Max	-30282.87	-9659.07	-658.14	54.63	118.20
433	254	SX76	SLE_NL	Max	-44410.76	-13190.01	2976.38	1483.16	118.20
433	254	SX77	SLE_NL	Min	-11881.17	-4156.90	4210.41	1483.16	-96.18
433	254	SX90	SLE_NL	Min	-2977.00	-2181.84	575.89	54.63	-96.18
433	254	SX89	SLE_NL	Min	-30282.87	-9659.07	-658.14	54.63	118.20
433	254	SX76	SLE_NL	Min	-44410.76	-13190.01	2976.38	1483.16	118.20
434	255	SX91	SLU_ENV_NL	Max	1960.92	1916.89	928.46	808.27	-21.09
434	255	SX104	SLU_ENV_NL	Max	1344.98	442.44	2350.88	459.80	-21.09
434	255	SX103	SLU_ENV_NL	Max	-10691.78	-3133.22	2028.60	459.80	20.93
434	255	SX90	SLU_ENV_NL	Max	-9499.43	-1809.58	606.18	808.27	20.93
434	255	SX91	SLU_ENV_NL	Min	-372.21	1174.07	-246.42	391.52	-31.37
434	255	SX104	SLU_ENV_NL	Min	280.57	-333.50	1241.18	185.01	-31.37
434	255	SX103	SLU_ENV_NL	Min	-22641.35	-7800.33	1358.59	185.01	9.90
434	255	SX90	SLU_ENV_NL	Min	-25726.44	-6698.28	-129.02	391.52	9.90
434	255	SX91	SLE_NL	Max	1451.08	1418.50	-182.35	289.72	-15.61
434	255	SX104	SLE_NL	Max	207.62	327.41	918.47	136.91	-15.61
434	255	SX103	SLE_NL	Max	-7911.92	-2318.58	1005.36	136.91	7.33
434	255	SX90	SLE_NL	Max	-7029.58	-1339.09	-95.47	289.72	7.33
434	255	SX91	SLE_NL	Min	1451.08	1418.50	-182.35	289.72	-15.61
434	255	SX104	SLE_NL	Min	207.62	327.41	918.47	136.91	-15.61
434	255	SX103	SLE_NL	Min	-7911.92	-2318.58	1005.36	136.91	7.33
434	255	SX90	SLE_NL	Min	-7029.58	-1339.09	-95.47	289.72	7.33
435	256	SX118	SLU_ENV_NL	Max	1471.33	-277.32	-605.75	-208.36	-10.72
435	256	SX105	SLU_ENV_NL	Max	475.44	781.40	-1202.26	-315.21	-10.72
435	256	SX106	SLU_ENV_NL	Max	-10852.46	-2491.16	-1217.05	-315.21	44.73
435	256	SX119	SLU_ENV_NL	Max	-11229.29	-3512.80	-620.54	-208.36	44.73
435	256	SX118	SLU_ENV_NL	Min	-12.47	-1196.05	-2537.15	-232.87	-57.88
435	256	SX105	SLU_ENV_NL	Min	-1014.29	765.52	-2442.16	-852.55	-57.88
435	256	SX106	SLU_ENV_NL	Min	-23896.05	-6109.49	-1947.18	-852.55	2.40
435	256	SX119	SLU_ENV_NL	Min	-19285.91	-7435.99	-2042.18	-232.87	2.40
435	256	SX118	SLE_NL	Max	-9.23	-205.22	-448.26	-172.33	-7.93
435	256	SX105	SLE_NL	Max	351.83	578.23	-889.67	-233.26	-7.93
435	256	SX106	SLE_NL	Max	-8030.82	-1843.46	-900.62	-233.26	1.77
435	256	SX119	SLE_NL	Max	-8309.67	-2599.47	-459.20	-172.33	1.77
435	256	SX118	SLE_NL	Min	-9.23	-205.22	-448.26	-172.33	-7.93
435	256	SX105	SLE_NL	Min	351.83	578.23	-889.67	-233.26	-7.93
435	256	SX106	SLE_NL	Min	-8030.82	-1843.46	-900.62	-233.26	1.77
435	256	SX119	SLE_NL	Min	-8309.67	-2599.47	-459.20	-172.33	1.77
436	257	SX119	SLU_ENV_NL	Max	-10516.25	-3295.11	-1041.28	-719.11	-14.46
436	257	SX106	SLU_ENV_NL	Max	-9735.95	-2159.99	-411.12	-862.49	-14.46
436	257	SX107	SLU_ENV_NL	Max	-38895.31	-11085.34	-445.06	-862.49	96.34
436	257	SX120	SLU_ENV_NL	Max	-39395.23	-12131.95	-644.46	-719.11	96.34
436	257	SX119	SLU_ENV_NL	Min	-19482.82	-7461.22	-1426.10	-797.72	-109.70
436	257	SX106	SLU_ENV_NL	Min	-21212.14	-5338.16	-2911.97	-2260.33	-109.70
436	257	SX107	SLU_ENV_NL	Min	-78753.90	-22259.96	-2515.14	-2260.33	5.74
436	257	SX120	SLU_ENV_NL	Min	-74159.27	-23478.79	-1460.04	-797.72	5.74
436	257	SX119	SLE_NL	Max	-7782.03	-2438.38	-1055.31	-532.14	-10.70
436	257	SX106	SLE_NL	Max	-7204.60	-1598.40	-304.23	-638.24	-10.70
436	257	SX107	SLE_NL	Max	-28782.53	-8203.15	-329.34	-638.24	4.24
436	257	SX120	SLE_NL	Max	-29152.47	-8977.64	-1080.43	-532.14	4.24
436	257	SX119	SLE_NL	Min	-7782.03	-2438.38	-1055.31	-532.14	-10.70
436	257	SX106	SLE_NL	Min	-7204.60	-1598.40	-304.23	-638.24	-10.70
436	257	SX107	SLE_NL	Min	-28782.53	-8203.15	-329.34	-638.24	4.24
436	257	SX120	SLE_NL	Min	-29152.47	-8977.64	-1080.43	-532.14	4.24
437	258	SX120	SLU_ENV_NL	Max	-247523.54	-74001.27	-1431.79	5636.40	-2801.39
437	258	SX107	SLU_ENV_NL	Max	-247679.35	-74289.73	-770.73	-1011.10	-2801.39
437	258	SX108	SLU_ENV_NL	Max	234814.74	69952.08	2432.06	-1011.10	2902.08
437	258	SX121	SLU_ENV_NL	Max	243176.47	71862.26	2486.86	5636.40	2902.08
437	258	SX120	SLU_ENV_NL	Min	-259767.33	-78600.40	-1742.93	5509.30	-2893.29
437	258	SX107	SLU_ENV_NL	Min	-261894.18	-77762.86	-1797.73	-1110.02	-2893.29
437	258	SX108	SLU_ENV_NL	Min	217456.98	66539.67	1825.41	-1110.02	2799.83
437	258	SX121	SLU_ENV_NL	Min	228017.08	66986.29	1164.34	5509.30	2799.83
437	258	SX120	SLE_NL	Max	-183167.42	-54760.94	-1059.53	4170.93	-2141.04
437	258	SX107	SLE_NL	Max	-183282.72	-54974.40	-570.34	-821.41	-2141.04
437	258	SX108	SLE_NL	Max	173762.91	51764.54	1350.80	-821.41	2147.54
437	258	SX121	SLE_NL	Max	179950.59	53178.07	861.61	4170.93	2147.54
437	258	SX120	SLE_NL	Min	-183167.42	-54760.94	-1059.53	4170.93	-2141.04
437	258	SX107	SLE_NL	Min	-183282.72	-54974.40	-570.34	-821.41	-2141.04
437	258	SX108	SLE_NL	Min	173762.91	51764.54	1350.80	-821.41	2147.54



Autorità Portuale di Taranto
Interventi per il dragaggio di 2,3 M m³ di sedimenti in area Molo Polisettoriale e per la realizzazione di un primo lotto della cassa di colmata funzionale all'ampliamento del V Sporgente del Porto di Taranto

Allegati alla relazione di calcolo strutturale allineamento "BC"

Data 05/2016
Rev. B
c.d.c.: C296A
514B



437	258	SX121	SLE_NL	Min	179950.59	53178.07	861.61	4170.93	2147.54
438	827	DX275	SLU_ENV_NL	Max	9368.71	2109.66	2551.52	4094.03	119.28
438	827	DX262	SLU_ENV_NL	Max	2076.13	1406.61	1408.90	2956.36	119.28
438	827	DX263	SLU_ENV_NL	Max	162449.96	47979.75	859.04	2956.36	100.35
438	827	DX276	SLU_ENV_NL	Max	177484.63	53491.24	2590.43	4094.03	100.35
438	827	DX275	SLU_ENV_NL	Min	-696.38	-1470.68	1413.86	432.97	-70.41
438	827	DX262	SLU_ENV_NL	Min	1328.65	-1359.44	-3890.36	2192.37	-70.41
438	827	DX263	SLU_ENV_NL	Min	66512.14	20945.97	-2713.79	2192.37	-144.79
438	827	DX276	SLU_ENV_NL	Min	57465.44	16170.35	2001.65	432.97	-144.79
438	827	DX275	SLE_NL	Max	-515.32	-1088.30	1888.12	320.40	88.27
438	827	DX262	SLE_NL	Max	1536.34	1040.89	1042.59	1622.36	88.27
438	827	DX263	SLE_NL	Max	49218.98	15500.02	635.69	1622.36	-107.15
438	827	DX276	SLE_NL	Max	42524.43	11966.06	1481.22	320.40	-107.15
438	827	DX275	SLE_NL	Min	-515.32	-1088.30	1888.12	320.40	88.27
438	827	DX262	SLE_NL	Min	1536.34	1040.89	1042.59	1622.36	88.27
438	827	DX263	SLE_NL	Min	49218.98	15500.02	635.69	1622.36	-107.15
438	827	DX276	SLE_NL	Min	42524.43	11966.06	1481.22	320.40	-107.15
439	259	SX123	SLU_ENV_NL	Max	-49946.00	-16437.78	-558.51	831.46	580.71
439	259	SX110	SLU_ENV_NL	Max	-49602.76	-13142.56	-493.65	1315.69	580.71
439	259	SX111	SLU_ENV_NL	Max	63656.31	21557.73	458.95	1315.69	307.66
439	259	SX124	SLU_ENV_NL	Max	62579.24	15859.12	-18.51	831.46	307.66
439	259	SX123	SLU_ENV_NL	Min	-67782.41	-22658.70	-1494.81	-90.96	-332.32
439	259	SX110	SLU_ENV_NL	Min	-68992.74	-16975.43	-710.22	85.58	-332.32
439	259	SX111	SLU_ENV_NL	Min	48626.90	16076.02	46.36	85.58	-626.21
439	259	SX124	SLU_ENV_NL	Min	48758.68	13203.09	-325.65	-90.96	-626.21
439	259	SX123	SLE_NL	Max	-36960.04	-12163.96	-413.30	615.28	-245.91
439	259	SX110	SLE_NL	Max	-36706.04	-9725.50	-365.30	63.33	-245.91
439	259	SX111	SLE_NL	Max	35983.90	11896.25	34.30	63.33	227.67
439	259	SX124	SLE_NL	Max	36081.42	9770.29	-13.69	615.28	227.67
439	259	SX123	SLE_NL	Min	-36960.04	-12163.96	-413.30	615.28	-245.91
439	259	SX110	SLE_NL	Min	-36706.04	-9725.50	-365.30	63.33	-245.91
439	259	SX111	SLE_NL	Min	35983.90	11896.25	34.30	63.33	227.67
439	259	SX124	SLE_NL	Min	36081.42	9770.29	-13.69	615.28	227.67
440	260	SX124	SLU_ENV_NL	Max	63449.20	16124.45	319.73	99.14	307.66
440	260	SX111	SLU_ENV_NL	Max	64526.49	21814.44	-46.27	-85.58	307.66
440	260	SX112	SLU_ENV_NL	Max	-49602.84	-13142.57	701.25	-85.58	598.30
440	260	SX125	SLU_ENV_NL	Max	-49946.38	-16437.88	1485.81	99.14	598.30
440	260	SX124	SLU_ENV_NL	Min	48758.48	13203.03	18.61	-831.47	-643.60
440	260	SX111	SLU_ENV_NL	Min	48626.99	16076.05	-464.83	-1348.29	-643.60
440	260	SX112	SLU_ENV_NL	Min	-70746.64	-17521.04	493.55	-1348.29	-332.32
440	260	SX125	SLU_ENV_NL	Min	-69530.05	-23161.63	558.43	-831.47	-332.32
440	260	SX124	SLE_NL	Max	36081.27	9770.24	13.77	-615.29	227.67
440	260	SX111	SLE_NL	Max	35983.97	11896.27	-34.24	-63.33	227.67
440	260	SX112	SLE_NL	Max	-36706.10	-9725.50	365.23	-63.33	-245.91
440	260	SX125	SLE_NL	Max	-36960.32	-12164.03	413.24	-615.29	-245.91
440	260	SX124	SLE_NL	Min	36081.27	9770.24	13.77	-615.29	227.67
440	260	SX111	SLE_NL	Min	35983.97	11896.27	-34.24	-63.33	227.67
440	260	SX112	SLE_NL	Min	-36706.10	-9725.50	365.23	-63.33	-245.91
440	260	SX125	SLE_NL	Min	-36960.32	-12164.03	413.24	-615.29	-245.91
441	828	DX261	SLU_ENV_NL	Max	-429.10	1106.17	2085.30	147.65	47.10
441	828	DX248	SLU_ENV_NL	Max	2650.41	1861.17	2323.42	664.07	47.10
441	828	DX249	SLU_ENV_NL	Max	19335.83	6590.81	2367.73	664.07	6.78
441	828	DX262	SLU_ENV_NL	Max	10547.26	4877.07	2129.62	147.65	6.78
441	828	DX261	SLU_ENV_NL	Min	-2902.87	-994.93	-113.90	-18.57	-23.97
441	828	DX248	SLU_ENV_NL	Min	518.91	1747.33	1242.00	-57.28	-23.97
441	828	DX249	SLU_ENV_NL	Min	2068.73	2168.49	457.09	-57.28	-55.33
441	828	DX262	SLU_ENV_NL	Min	2240.01	-244.88	-898.82	-18.57	-55.33
441	828	DX261	SLE_NL	Max	-317.53	-736.25	1543.12	109.26	-17.74
441	828	DX248	SLE_NL	Max	384.00	1293.02	1719.33	-42.39	-17.74
441	828	DX249	SLE_NL	Max	1530.86	1604.69	1752.12	-42.39	5.02
441	828	DX262	SLE_NL	Max	1657.60	-181.21	1575.92	109.26	5.02
441	828	DX261	SLE_NL	Min	-317.53	-736.25	1543.12	109.26	-17.74
441	828	DX248	SLE_NL	Min	384.00	1293.02	1719.33	-42.39	-17.74
441	828	DX249	SLE_NL	Min	1530.86	1604.69	1752.12	-42.39	5.02
441	828	DX262	SLE_NL	Min	1657.60	-181.21	1575.92	109.26	5.02
442	261	SX127	SLU_ENV_NL	Max	243176.93	71862.37	-1164.37	-5481.27	2902.10
442	261	SX114	SLU_ENV_NL	Max	234815.03	69952.15	-1825.48	1110.04	2902.10
442	261	SX115	SLU_ENV_NL	Max	-247680.04	-74289.90	1793.86	1110.04	-2788.31
442	261	SX128	SLU_ENV_NL	Max	-247524.10	-74001.41	1737.83	-5481.27	-2788.31
442	261	SX127	SLU_ENV_NL	Min	226566.98	66559.03	-2476.30	-5636.43	2786.72
442	261	SX114	SLU_ENV_NL	Min	216056.25	66115.35	-2420.27	1008.64	2786.72
442	261	SX115	SLU_ENV_NL	Min	-260571.00	-77365.11	770.75	1008.64	-2893.31
442	261	SX128	SLU_ENV_NL	Min	-258443.87	-78205.35	1431.86	-5636.43	-2893.31
442	261	SX127	SLE_NL	Max	179950.93	53178.15	-861.63	-4170.96	2147.56
442	261	SX114	SLE_NL	Max	173763.12	51764.59	-1350.85	821.43	2147.56
442	261	SX115	SLE_NL	Max	-183283.23	-54974.53	570.35	821.43	-2141.05
442	261	SX128	SLE_NL	Max	-183167.83	-54761.05	1059.57	-4170.96	-2141.05
442	261	SX127	SLE_NL	Min	179950.93	53178.15	-861.63	-4170.96	2147.56
442	261	SX114	SLE_NL	Min	173763.12	51764.59	-1350.85	821.43	2147.56
442	261	SX115	SLE_NL	Min	-183283.23	-54974.53	570.35	821.43	-2141.05
442	261	SX128	SLE_NL	Min	-183167.83	-54761.05	1059.57	-4170.96	-2141.05



Autorità Portuale di Taranto
Interventi per il dragaggio di 2,3 M³ di sedimenti in area Molo Polisettoriale e per la realizzazione di un primo lotto della cassa di colmata funzionale all'ampliamento del V Sporgente del Porto di Taranto

Allegati alla relazione di calcolo strutturale allineamento "BC"

Data 05/2016
Rev. B
c.d.c.: C296A
514B

443	262	SX90	SLU_ENV_NL	Max	-4857.35	-429.55	1737.31	2371.03	-47.08
443	262	SX103	SLU_ENV_NL	Max	-10177.16	-2966.24	1536.01	1429.36	-47.08
443	262	SX102	SLU_ENV_NL	Max	-42944.93	-13138.14	2006.20	1429.36	62.72
443	262	SX89	SLU_ENV_NL	Max	-38697.86	-10936.49	1675.74	2371.03	62.72
443	262	SX90	SLU_ENV_NL	Min	-22620.86	-5788.54	-310.91	1106.49	-78.60
443	262	SX103	SLU_ENV_NL	Min	-23451.97	-8021.59	867.35	605.37	-78.60
443	262	SX102	SLU_ENV_NL	Min	-96618.66	-29756.94	805.79	605.37	28.13
443	262	SX89	SLU_ENV_NL	Min	-97327.44	-28021.47	159.28	1106.49	28.13
443	262	SX90	SLE_NL	Max	-3594.44	-317.86	-230.08	818.80	-34.84
443	262	SX103	SLE_NL	Max	-7531.10	-2195.02	1136.65	447.97	-34.84
443	262	SX102	SLE_NL	Max	-31779.25	-9722.22	1484.59	447.97	20.81
443	262	SX89	SLE_NL	Max	-28636.42	-8093.00	117.87	818.80	20.81
443	262	SX90	SLE_NL	Min	-3594.44	-317.86	-230.08	818.80	-34.84
443	262	SX103	SLE_NL	Min	-7531.10	-2195.02	1136.65	447.97	-34.84
443	262	SX102	SLE_NL	Min	-31779.25	-9722.22	1484.59	447.97	20.81
443	262	SX89	SLE_NL	Min	-28636.42	-8093.00	117.87	818.80	20.81
444	263	SX104	SLU_ENV_NL	Max	1447.64	1781.02	2086.09	814.62	-9.14
444	263	SX117	SLU_ENV_NL	Max	104.30	-749.43	2157.44	333.45	-9.14
444	263	SX116	SLU_ENV_NL	Max	-10237.07	-3839.76	2289.92	333.45	25.34
444	263	SX103	SLU_ENV_NL	Max	-10544.48	-3265.54	2218.57	814.62	25.34
444	263	SX104	SLU_ENV_NL	Min	-79.41	-134.16	1306.93	312.39	-46.87
444	263	SX117	SLU_ENV_NL	Min	-903.98	-1038.37	1274.67	222.34	-46.87
444	263	SX116	SLU_ENV_NL	Min	-22842.22	-7616.57	1225.76	222.34	4.38
444	263	SX103	SLU_ENV_NL	Min	-21285.67	-5053.71	1258.02	312.39	4.38
444	263	SX104	SLE_NL	Max	-58.77	-99.28	967.13	231.17	-6.76
444	263	SX117	SLE_NL	Max	77.18	-554.58	943.26	164.53	-6.76
444	263	SX116	SLE_NL	Max	-7575.43	-2841.42	907.06	164.53	3.24
444	263	SX103	SLE_NL	Max	-7802.91	-2416.50	930.93	231.17	3.24
444	263	SX104	SLE_NL	Min	-58.77	-99.28	967.13	231.17	-6.76
444	263	SX117	SLE_NL	Min	77.18	-554.58	943.26	164.53	-6.76
444	263	SX116	SLE_NL	Min	-7575.43	-2841.42	907.06	164.53	3.24
444	263	SX103	SLE_NL	Min	-7802.91	-2416.50	930.93	231.17	3.24
445	264	SX105	SLU_ENV_NL	Max	134.89	-739.40	-1258.79	-230.76	-10.88
445	264	SX92	SLU_ENV_NL	Max	1292.71	1729.99	-1323.51	-338.49	-10.88
445	264	SX93	SLU_ENV_NL	Max	-11876.68	-3658.61	-1265.16	-338.49	33.59
445	264	SX106	SLU_ENV_NL	Max	-11482.24	-4204.81	-1200.43	-230.76	33.59
445	264	SX105	SLU_ENV_NL	Min	-805.56	-1008.07	-2197.69	-333.03	-54.17
445	264	SX92	SLU_ENV_NL	Min	-78.58	-134.90	-2056.78	-884.04	-54.17
445	264	SX93	SLU_ENV_NL	Min	-24259.71	-5964.49	-2155.55	-884.04	6.28
445	264	SX106	SLU_ENV_NL	Min	-25315.69	-8372.26	-2296.46	-333.03	6.28
445	264	SX105	SLE_NL	Max	99.82	-547.15	-931.50	-170.76	-8.05
445	264	SX92	SLE_NL	Max	-58.15	-99.82	-979.40	-250.48	-8.05
445	264	SX93	SLE_NL	Max	-8788.74	-2707.37	-936.22	-250.48	4.65
445	264	SX106	SLE_NL	Max	-8496.86	-3111.56	-888.32	-170.76	4.65
445	264	SX105	SLE_NL	Min	99.82	-547.15	-931.50	-170.76	-8.05
445	264	SX92	SLE_NL	Min	-58.15	-99.82	-979.40	-250.48	-8.05
445	264	SX93	SLE_NL	Min	-8788.74	-2707.37	-936.22	-250.48	4.65
445	264	SX106	SLE_NL	Min	-8496.86	-3111.56	-888.32	-170.76	4.65
446	265	SX106	SLU_ENV_NL	Max	-9984.69	-3751.48	-614.14	-721.54	-12.87
446	265	SX93	SLU_ENV_NL	Max	-12053.20	-3715.63	-1164.76	-908.81	-12.87
446	265	SX94	SLU_ENV_NL	Max	-42355.44	-12566.26	-87.03	-908.81	91.95
446	265	SX107	SLU_ENV_NL	Max	-39509.87	-12371.52	-350.51	-721.54	91.95
446	265	SX106	SLU_ENV_NL	Min	-19809.18	-6695.94	-3342.44	-1139.83	-83.81
446	265	SX93	SLU_ENV_NL	Min	-27103.80	-6842.09	-1858.38	-2387.49	-83.81
446	265	SX94	SLU_ENV_NL	Min	-94780.30	-27504.47	-1594.75	-2387.49	13.51
446	265	SX107	SLU_ENV_NL	Min	-81570.89	-25615.65	-2264.71	-1139.83	13.51
446	265	SX106	SLE_NL	Max	-7388.67	-2776.09	-454.46	-533.94	-9.53
446	265	SX93	SLE_NL	Max	-8919.37	-2749.57	-1375.20	-672.52	-9.53
446	265	SX94	SLE_NL	Max	-31343.02	-9299.03	-1180.12	-672.52	10.00
446	265	SX107	SLE_NL	Max	-29237.30	-9154.93	-259.37	-533.94	10.00
446	265	SX106	SLE_NL	Min	-7388.67	-2776.09	-454.46	-533.94	-9.53
446	265	SX93	SLE_NL	Min	-8919.37	-2749.57	-1375.20	-672.52	-9.53
446	265	SX94	SLE_NL	Min	-31343.02	-9299.03	-1180.12	-672.52	10.00
446	265	SX107	SLE_NL	Min	-29237.30	-9154.93	-259.37	-533.94	10.00
447	266	SX107	SLU_ENV_NL	Max	-245683.97	-73724.40	-625.95	5125.22	-1833.50
447	266	SX94	SLU_ENV_NL	Max	-246465.78	-74298.71	-1425.85	66.34	-1833.50
447	266	SX95	SLU_ENV_NL	Max	225583.48	68374.13	1607.89	66.34	2508.55
447	266	SX108	SLU_ENV_NL	Max	233158.16	70516.07	1878.90	5125.22	2508.55
447	266	SX107	SLU_ENV_NL	Min	-260653.27	-78975.15	-1154.85	4329.93	-2497.69
447	266	SX94	SLU_ENV_NL	Min	-262166.61	-78085.57	-1527.31	-702.57	-2497.69
447	266	SX95	SLU_ENV_NL	Min	207532.19	63484.76	964.38	-702.57	1829.05
447	266	SX108	SLU_ENV_NL	Min	214868.71	63260.75	1865.74	4329.93	1829.05
447	266	SX107	SLE_NL	Max	-181806.14	-54556.06	-463.20	3792.66	-1848.29
447	266	SX94	SLE_NL	Max	-182384.68	-54981.05	-1130.21	-519.90	-1848.29
447	266	SX95	SLE_NL	Max	166931.78	50596.86	713.64	-519.90	1856.33
447	266	SX108	SLE_NL	Max	172537.04	52181.89	1380.65	3792.66	1856.33
447	266	SX107	SLE_NL	Min	-181806.14	-54556.06	-463.20	3792.66	-1848.29
447	266	SX94	SLE_NL	Min	-182384.68	-54981.05	-1130.21	-519.90	-1848.29
447	266	SX95	SLE_NL	Min	166931.78	50596.86	713.64	-519.90	1856.33
447	266	SX108	SLE_NL	Min	172537.04	52181.89	1380.65	3792.66	1856.33
448	829	DX262	SLU_ENV_NL	Max	3875.97	2884.18	1539.98	3954.94	150.83



448	829	DX249	SLU_ENV_NL	Max	10620.86	3967.82	3003.93	2770.49	150.83
448	829	DX250	SLU_ENV_NL	Max	167023.18	49810.63	2400.83	2770.49	86.04
448	829	DX263	SLU_ENV_NL	Max	161536.49	49182.30	936.88	3954.94	86.04
448	829	DX262	SLU_ENV_NL	Min	-940.27	-1223.79	-2719.17	471.84	-91.74
448	829	DX249	SLU_ENV_NL	Min	1175.84	1925.45	2309.79	2680.82	-91.74
448	829	DX250	SLU_ENV_NL	Min	79238.52	25030.09	1633.39	2680.82	-180.72
448	829	DX263	SLU_ENV_NL	Min	68219.53	19212.98	-3395.57	471.84	-180.72
448	829	DX262	SLE_NL	Max	-695.80	-905.60	1139.59	349.16	111.62
448	829	DX249	SLE_NL	Max	870.12	1424.83	2222.90	1983.81	111.62
448	829	DX250	SLE_NL	Max	58636.50	18522.27	1776.61	1983.81	-133.73
448	829	DX263	SLE_NL	Max	50482.45	14217.61	693.29	349.16	-133.73
448	829	DX262	SLE_NL	Min	-695.80	-905.60	1139.59	349.16	111.62
448	829	DX249	SLE_NL	Min	870.12	1424.83	2222.90	1983.81	111.62
448	829	DX250	SLE_NL	Min	58636.50	18522.27	1776.61	1983.81	-133.73
448	829	DX263	SLE_NL	Min	50482.45	14217.61	693.29	349.16	-133.73
449	267	SX110	SLU_ENV_NL	Max	-50533.61	-16583.95	-453.86	505.33	191.92
449	267	SX97	SLU_ENV_NL	Max	-50654.67	-13822.94	-546.25	877.24	191.92
449	267	SX98	SLU_ENV_NL	Max	63469.34	21826.99	-8.79	877.24	30.43
449	267	SX111	SLU_ENV_NL	Max	62406.50	16347.60	383.14	505.33	30.43
449	267	SX110	SLU_ENV_NL	Min	-71679.95	-24888.70	-488.00	377.57	-51.68
449	267	SX97	SLU_ENV_NL	Min	-71915.94	-19141.80	-1111.69	409.63	-51.68
449	267	SX98	SLU_ENV_NL	Min	47693.56	15575.41	-274.70	409.63	-236.80
449	267	SX111	SLU_ENV_NL	Min	47608.13	13018.69	49.45	377.57	-236.80
449	267	SX110	SLE_NL	Max	-37394.87	-12272.12	-361.12	373.95	-38.25
449	267	SX97	SLE_NL	Max	-37484.45	-10228.98	-404.23	303.13	-38.25
449	267	SX98	SLE_NL	Max	35293.24	11525.80	-6.51	303.13	22.52
449	267	SX111	SLE_NL	Max	35230.02	9633.83	36.60	373.95	22.52
449	267	SX110	SLE_NL	Min	-37394.87	-12272.12	-361.12	373.95	-38.25
449	267	SX97	SLE_NL	Min	-37484.45	-10228.98	-404.23	303.13	-38.25
449	267	SX98	SLE_NL	Min	35293.24	11525.80	-6.51	303.13	22.52
449	267	SX111	SLE_NL	Min	35230.02	9633.83	36.60	373.95	22.52
450	268	SX111	SLU_ENV_NL	Max	63292.75	16619.14	-49.57	-361.90	30.42
450	268	SX98	SLU_ENV_NL	Max	64356.12	22087.35	267.58	-409.65	30.42
450	268	SX99	SLU_ENV_NL	Max	-50655.17	-13823.11	1105.71	-409.65	216.09
450	268	SX112	SLU_ENV_NL	Max	-50533.70	-16584.00	488.12	-361.90	216.09
450	268	SX111	SLU_ENV_NL	Min	47608.22	13018.72	-391.32	-505.33	-260.72
450	268	SX98	SLU_ENV_NL	Min	47693.28	15575.32	8.69	-917.62	-260.72
450	268	SX99	SLU_ENV_NL	Min	-73691.45	-19696.33	546.38	-917.62	-51.68
450	268	SX112	SLU_ENV_NL	Min	-73433.11	-25393.09	446.80	-505.33	-51.68
450	268	SX111	SLE_NL	Max	35230.08	9633.85	-36.68	-373.95	22.51
450	268	SX98	SLE_NL	Max	35293.03	11525.74	6.43	-303.14	22.51
450	268	SX99	SLE_NL	Max	-37484.82	-10229.10	404.32	-303.14	-38.24
450	268	SX112	SLE_NL	Max	-37394.94	-12272.16	361.21	-373.95	-38.24
450	268	SX111	SLE_NL	Min	35230.08	9633.85	-36.68	-373.95	22.51
450	268	SX98	SLE_NL	Min	35293.03	11525.74	6.43	-303.14	22.51
450	268	SX99	SLE_NL	Min	-37484.82	-10229.10	404.32	-303.14	-38.24
450	268	SX112	SLE_NL	Min	-37394.94	-12272.16	361.21	-373.95	-38.24
451	830	DX248	SLU_ENV_NL	Max	1172.34	-620.74	2272.45	95.46	54.65
451	830	DX235	SLU_ENV_NL	Max	-415.17	817.12	2302.90	733.35	54.65
451	830	DX236	SLU_ENV_NL	Max	17441.27	3397.56	2453.29	733.35	1.88
451	830	DX249	SLU_ENV_NL	Max	19640.73	5162.17	2422.84	95.46	1.88
451	830	DX248	SLU_ENV_NL	Min	-304.39	-1639.07	753.76	77.51	-17.29
451	830	DX235	SLU_ENV_NL	Min	-2784.28	-2930.03	-569.92	-50.21	-17.29
451	830	DX236	SLU_ENV_NL	Min	-277.45	857.81	-285.12	-50.21	-41.07
451	830	DX249	SLU_ENV_NL	Min	832.66	-1309.69	1038.56	77.51	-41.07
451	830	DX248	SLE_NL	Max	-225.25	-1212.91	1681.61	57.36	-12.79
451	830	DX235	SLE_NL	Max	-307.22	604.67	1704.15	-37.15	-12.79
451	830	DX236	SLE_NL	Max	-205.31	634.78	1815.44	-37.15	1.39
451	830	DX249	SLE_NL	Max	616.17	-969.17	1792.90	57.36	1.39
451	830	DX248	SLE_NL	Min	-225.25	-1212.91	1681.61	57.36	-12.79
451	830	DX235	SLE_NL	Min	-307.22	604.67	1704.15	-37.15	-12.79
451	830	DX236	SLE_NL	Min	-205.31	634.78	1815.44	-37.15	1.39
451	830	DX249	SLE_NL	Min	616.17	-969.17	1792.90	57.36	1.39
452	269	SX114	SLU_ENV_NL	Max	233158.43	70516.17	-1865.78	-4306.49	2508.59
452	269	SX101	SLU_ENV_NL	Max	225583.65	68374.20	-964.38	702.61	2508.59
452	269	SX102	SLU_ENV_NL	Max	-246466.45	-74298.95	1527.34	702.61	-1824.09
452	269	SX115	SLU_ENV_NL	Max	-245684.65	-73724.63	1152.94	-4306.49	-1824.09
452	269	SX114	SLU_ENV_NL	Min	213480.06	62848.88	-1868.19	-5125.26	1819.63
452	269	SX101	SLU_ENV_NL	Min	206182.29	63072.11	-1600.01	-64.82	1819.63
452	269	SX102	SLU_ENV_NL	Min	-260853.34	-77690.35	1421.12	-64.82	-2497.73
452	269	SX115	SLU_ENV_NL	Min	-259339.51	-78580.97	625.94	-5125.26	-2497.73
452	269	SX114	SLE_NL	Max	172537.24	52181.96	-1380.68	-3792.70	1856.35
452	269	SX101	SLE_NL	Max	166931.90	50596.91	-713.64	519.93	1856.35
452	269	SX102	SLE_NL	Max	-182385.17	-54981.22	1130.23	519.93	-1848.32
452	269	SX115	SLE_NL	Max	-181806.64	-54556.22	463.19	-3792.70	-1848.32
452	269	SX114	SLE_NL	Min	172537.24	52181.96	-1380.68	-3792.70	1856.35
452	269	SX101	SLE_NL	Min	166931.90	50596.91	-713.64	519.93	1856.35
452	269	SX102	SLE_NL	Min	-182385.17	-54981.22	1130.23	519.93	-1848.32
452	269	SX115	SLE_NL	Min	-181806.64	-54556.22	463.19	-3792.70	-1848.32
453	270	SX103	SLU_ENV_NL	Max	-10741.04	-3328.85	1847.49	2397.28	-16.06
453	270	SX116	SLU_ENV_NL	Max	-8773.15	-3396.24	3347.35	1055.05	-16.06



Autorità Portuale di Taranto
Interventi per il dragaggio di 2,3 M m³ di sedimenti in area Molo Polisettoriale e per la realizzazione di un primo lotto della cassa di colmata funzionale all'ampliamento del V Sporgente del Porto di Taranto

Allegati alla relazione di calcolo strutturale allineamento "BC"

Data 05/2016
Rev. B
c.d.c.: C296A
514B

453	270	SX115	SLU_ENV_NL	Max	-39520.41	-12375.35	2238.30	1055.05	104.33
453	270	SX102	SLU_ENV_NL	Max	-42314.40	-12553.34	1574.58	2397.28	104.33
453	270	SX103	SLU_ENV_NL	Min	-24327.03	-5991.57	1218.57	909.29	-97.11
453	270	SX116	SLU_ENV_NL	Min	-17382.42	-5953.19	643.77	692.37	-97.11
453	270	SX115	SLU_ENV_NL	Min	-81613.22	-25629.32	370.86	692.37	16.50
453	270	SX102	SLU_ENV_NL	Min	-94426.31	-27395.99	109.51	909.29	16.50
453	270	SX103	SLE_NL	Max	-7948.37	-2463.35	1367.14	672.87	-11.88
453	270	SX116	SLE_NL	Max	-6492.13	-2513.22	476.39	512.35	-11.88
453	270	SX115	SLE_NL	Max	-29245.11	-9157.76	274.44	512.35	12.21
453	270	SX102	SLE_NL	Max	-31312.66	-9289.47	1165.19	672.87	12.21
453	270	SX103	SLE_NL	Min	-7948.37	-2463.35	1367.14	672.87	-11.88
453	270	SX116	SLE_NL	Min	-6492.13	-2513.22	476.39	512.35	-11.88
453	270	SX115	SLE_NL	Min	-29245.11	-9157.76	274.44	512.35	12.21
453	270	SX102	SLE_NL	Min	-31312.66	-9289.47	1165.19	672.87	12.21
454	271	SX117	SLU_ENV_NL	Max	459.27	777.27	2406.93	782.84	-9.62
454	271	SX130	SLU_ENV_NL	Max	1505.49	-279.00	2566.52	221.57	-9.62
454	271	SX129	SLU_ENV_NL	Max	-10009.83	-3146.29	2098.20	221.57	35.91
454	271	SX116	SLU_ENV_NL	Max	-9617.74	-2118.81	1938.61	782.84	35.91
454	271	SX117	SLU_ENV_NL	Min	-1041.48	757.65	1224.20	294.24	-49.08
454	271	SX130	SLU_ENV_NL	Min	-17.02	-1192.29	583.01	216.55	-49.08
454	271	SX129	SLU_ENV_NL	Min	-16920.79	-6746.00	597.09	216.55	1.29
454	271	SX116	SLU_ENV_NL	Min	-21501.73	-5402.63	1238.28	294.24	1.29
454	271	SX117	SLE_NL	Max	339.86	575.18	905.90	217.73	-7.12
454	271	SX130	SLE_NL	Max	-12.59	-206.46	431.43	163.96	-7.12
454	271	SX129	SLE_NL	Max	-7407.28	-2328.25	441.85	163.96	0.95
454	271	SX116	SLE_NL	Max	-7117.13	-1567.92	916.33	217.73	0.95
454	271	SX117	SLE_NL	Min	339.86	575.18	905.90	217.73	-7.12
454	271	SX130	SLE_NL	Min	-12.59	-206.46	431.43	163.96	-7.12
454	271	SX129	SLE_NL	Min	-7407.28	-2328.25	441.85	163.96	0.95
454	271	SX116	SLE_NL	Min	-7117.13	-1567.92	916.33	217.73	0.95
455	272	SX92	SLU_ENV_NL	Max	1251.27	456.58	-1245.11	-183.93	-25.46
455	272	SX79	SLU_ENV_NL	Max	2137.80	1969.08	252.25	-432.22	-25.46
455	272	SX80	SLU_ENV_NL	Max	-10828.49	-2228.69	117.16	-432.22	26.40
455	272	SX93	SLU_ENV_NL	Max	-12063.03	-3559.75	-1380.20	-183.93	26.40
455	272	SX92	SLU_ENV_NL	Min	314.87	-357.83	-2314.73	-472.59	-36.98
455	272	SX79	SLU_ENV_NL	Min	-369.28	1174.86	-966.24	-870.53	-36.98
455	272	SX80	SLU_ENV_NL	Min	-28698.98	-7591.17	-632.68	-870.53	14.09
455	272	SX93	SLU_ENV_NL	Min	-25666.54	-8704.22	-1981.17	-472.59	14.09
455	272	SX92	SLE_NL	Max	233.01	337.87	-921.38	-136.11	-18.84
455	272	SX79	SLE_NL	Max	1581.97	1457.12	186.66	-319.84	-18.84
455	272	SX80	SLE_NL	Max	-8013.08	-1649.23	86.69	-319.84	10.42
455	272	SX93	SLE_NL	Max	-8926.64	-2634.21	-1021.35	-136.11	10.42
455	272	SX92	SLE_NL	Min	233.01	337.87	-921.38	-136.11	-18.84
455	272	SX79	SLE_NL	Min	1581.97	1457.12	186.66	-319.84	-18.84
455	272	SX80	SLE_NL	Min	-8013.08	-1649.23	86.69	-319.84	10.42
455	272	SX93	SLE_NL	Min	-8926.64	-2634.21	-1021.35	-136.11	10.42
456	273	SX93	SLU_ENV_NL	Max	-11553.69	-3395.06	-826.08	-653.81	-39.57
456	273	SX80	SLU_ENV_NL	Max	-6224.66	-859.43	305.18	-1079.22	-39.57
456	273	SX81	SLU_ENV_NL	Max	-38445.16	-10862.38	-148.39	-1079.22	53.45
456	273	SX94	SLU_ENV_NL	Max	-42928.36	-13131.53	-776.42	-653.81	53.45
456	273	SX93	SLU_ENV_NL	Min	-26277.22	-8866.27	-1562.08	-1506.43	-69.50
456	273	SX80	SLU_ENV_NL	Min	-25479.49	-6646.49	-1755.83	-2379.22	-69.50
456	273	SX81	SLU_ENV_NL	Min	-97428.41	-28052.27	-1706.18	-2379.22	20.35
456	273	SX94	SLU_ENV_NL	Min	-96916.09	-29844.35	-2015.65	-1506.43	20.35
456	273	SX93	SLE_NL	Max	-8549.73	-2512.34	-1155.94	-483.82	-29.28
456	273	SX80	SLE_NL	Max	-4606.25	-635.98	225.83	-798.62	-29.28
456	273	SX81	SLE_NL	Max	-28449.42	-8038.16	-109.81	-798.62	15.06
456	273	SX94	SLE_NL	Max	-31766.99	-9717.33	-1491.58	-483.82	15.06
456	273	SX93	SLE_NL	Min	-8549.73	-2512.34	-1155.94	-483.82	-29.28
456	273	SX80	SLE_NL	Min	-4606.25	-635.98	225.83	-798.62	-29.28
456	273	SX81	SLE_NL	Min	-28449.42	-8038.16	-109.81	-798.62	15.06
456	273	SX94	SLE_NL	Min	-31766.99	-9717.33	-1491.58	-483.82	15.06
457	274	SX94	SLU_ENV_NL	Max	-244612.29	-73225.69	-1367.06	4553.18	-1459.87
457	274	SX81	SLU_ENV_NL	Max	-245996.35	-73538.75	-888.32	462.72	-1459.87
457	274	SX82	SLU_ENV_NL	Max	216387.24	64564.71	1763.49	462.72	2056.48
457	274	SX95	SLU_ENV_NL	Max	223381.88	66140.75	1739.17	4553.18	2056.48
457	274	SX94	SLU_ENV_NL	Min	-261251.63	-78854.69	-1463.02	3858.16	-2048.93
457	274	SX81	SLU_ENV_NL	Min	-263578.90	-78187.74	-1342.74	-225.94	-2048.93
457	274	SX82	SLU_ENV_NL	Min	198663.42	60660.83	1692.59	-225.94	1456.91
457	274	SX95	SLU_ENV_NL	Min	205517.02	60586.57	1117.88	3858.16	1456.91
457	274	SX94	SLE_NL	Max	-181013.09	-54187.01	-1082.63	3369.35	-1516.21
457	274	SX81	SLE_NL	Max	-182037.30	-54418.68	-657.35	-167.20	-1516.21
457	274	SX82	SLE_NL	Max	160126.56	47777.89	1252.51	-167.20	1521.80
457	274	SX95	SLE_NL	Max	165302.59	48944.15	827.23	3369.35	1521.80
457	274	SX94	SLE_NL	Min	-181013.09	-54187.01	-1082.63	3369.35	-1516.21
457	274	SX81	SLE_NL	Min	-182037.30	-54418.68	-657.35	-167.20	-1516.21
457	274	SX82	SLE_NL	Min	160126.56	47777.89	1252.51	-167.20	1521.80
457	274	SX95	SLE_NL	Min	165302.59	48944.15	827.23	3369.35	1521.80
458	831	DX249	SLU_ENV_NL	Max	8848.88	1875.28	3221.57	1879.59	231.66
458	831	DX236	SLU_ENV_NL	Max	21250.86	4589.78	1686.73	5149.19	231.66
458	831	DX237	SLU_ENV_NL	Max	189886.95	56238.61	940.45	5149.19	-230.97

458	831	DX250	SLU_ENV_NL	Max	168440.76	50721.86	2475.29	1879.59	-230.97
458	831	DX249	SLU_ENV_NL	Min	-2975.93	-2486.84	3114.58	489.34	197.84
458	831	DX236	SLU_ENV_NL	Min	-113.81	941.47	-2387.02	3346.25	197.84
458	831	DX237	SLU_ENV_NL	Min	94534.04	29615.65	-4198.40	3346.25	-259.09
458	831	DX250	SLU_ENV_NL	Min	81489.49	23106.38	1303.21	489.34	-259.09
458	831	DX249	SLE_NL	Max	-2202.19	-1840.26	2383.96	362.11	146.40
458	831	DX236	SLE_NL	Max	-84.22	696.69	1248.18	2476.22	146.40
458	831	DX237	SLE_NL	Max	69955.19	21915.58	695.93	2476.22	-170.92
458	831	DX250	SLE_NL	Max	60302.22	17098.72	1831.71	362.11	-170.92
458	831	DX249	SLE_NL	Min	-2202.19	-1840.26	2383.96	362.11	146.40
458	831	DX236	SLE_NL	Min	-84.22	696.69	1248.18	2476.22	146.40
458	831	DX237	SLE_NL	Min	69955.19	21915.58	695.93	2476.22	-170.92
458	831	DX250	SLE_NL	Min	60302.22	17098.72	1831.71	362.11	-170.92
459	275	SX97	SLU_ENV_NL	Max	-51634.48	-16709.28	-600.42	291.52	313.85
459	275	SX84	SLU_ENV_NL	Max	-52460.63	-14300.14	-437.51	976.87	313.85
459	275	SX85	SLU_ENV_NL	Max	62887.56	20952.97	332.31	976.87	-312.90
459	275	SX98	SLU_ENV_NL	Max	62006.88	16267.84	18.23	291.52	-312.90
459	275	SX97	SLU_ENV_NL	Min	-73555.42	-23922.43	-1023.43	85.26	275.14
459	275	SX84	SLU_ENV_NL	Min	-73938.83	-19160.79	-561.18	839.33	275.14
459	275	SX85	SLU_ENV_NL	Min	47428.63	15405.70	57.47	839.33	-333.15
459	275	SX98	SLU_ENV_NL	Min	47030.95	12986.99	-253.61	85.26	-333.15
459	275	SX97	SLE_NL	Max	-38209.52	-12364.87	-444.31	63.09	232.25
459	275	SX84	SLE_NL	Max	-38820.87	-10582.11	-415.28	621.10	232.25
459	275	SX85	SLE_NL	Max	35097.19	11400.22	42.53	621.10	-246.53
459	275	SX98	SLE_NL	Max	34802.90	9610.37	13.49	63.09	-246.53
459	275	SX97	SLE_NL	Min	-38209.52	-12364.87	-444.31	63.09	232.25
459	275	SX84	SLE_NL	Min	-38820.87	-10582.11	-415.28	621.10	232.25
459	275	SX85	SLE_NL	Min	35097.19	11400.22	42.53	621.10	-246.53
459	275	SX98	SLE_NL	Min	34802.90	9610.37	13.49	63.09	-246.53
460	276	SX98	SLU_ENV_NL	Max	62914.83	16546.97	244.80	-85.25	-333.16
460	276	SX85	SLU_ENV_NL	Max	63797.33	21219.15	-57.38	-839.34	-333.16
460	276	SX86	SLU_ENV_NL	Max	-52460.86	-14300.19	561.09	-839.34	313.86
460	276	SX99	SLU_ENV_NL	Max	-51634.98	-16709.42	1018.41	-85.25	313.86
460	276	SX98	SLU_ENV_NL	Min	47030.67	12986.91	-18.13	-269.93	-342.09
460	276	SX85	SLU_ENV_NL	Min	47428.66	15405.71	-341.43	-1023.66	-342.09
460	276	SX86	SLU_ENV_NL	Min	-75750.17	-19725.73	432.17	-1023.66	304.60
460	276	SX99	SLU_ENV_NL	Min	-75332.78	-24431.33	600.34	-269.93	304.60
460	276	SX98	SLE_NL	Max	34802.70	9610.31	-13.42	-63.09	-246.54
460	276	SX85	SLE_NL	Max	35097.21	11400.22	-42.46	-621.12	-246.54
460	276	SX86	SLE_NL	Max	-38821.04	-10582.14	415.21	-621.12	232.25
460	276	SX99	SLE_NL	Max	-38209.88	-12364.97	444.25	-63.09	232.25
460	276	SX98	SLE_NL	Min	34802.70	9610.31	-13.42	-63.09	-246.54
460	276	SX85	SLE_NL	Min	35097.21	11400.22	-42.46	-621.12	-246.54
460	276	SX86	SLE_NL	Min	-38821.04	-10582.14	415.21	-621.12	232.25
460	276	SX99	SLE_NL	Min	-38209.88	-12364.97	444.25	-63.09	232.25
461	832	DX235	SLU_ENV_NL	Max	-951.54	1174.52	2423.81	230.44	32.01
461	832	DX222	SLU_ENV_NL	Max	3548.25	2900.13	2853.11	753.26	32.01
461	832	DX223	SLU_ENV_NL	Max	28005.42	9852.92	2749.19	753.26	-12.68
461	832	DX236	SLU_ENV_NL	Max	19256.12	7251.13	2319.89	230.44	-12.68
461	832	DX235	SLU_ENV_NL	Min	-2211.70	-1170.50	-19.72	-17.07	-8.29
461	832	DX222	SLU_ENV_NL	Min	982.26	1999.11	1854.36	12.21	-8.29
461	832	DX223	SLU_ENV_NL	Min	777.99	1857.48	1091.92	12.21	-46.44
461	832	DX236	SLU_ENV_NL	Min	-974.00	-1264.32	-782.16	-17.07	-46.44
461	832	DX235	SLE_NL	Max	-704.14	-866.17	1793.62	-12.63	-6.13
461	832	DX222	SLE_NL	Max	726.88	1479.34	2111.30	9.04	-6.13
461	832	DX223	SLE_NL	Max	575.71	1374.53	2034.40	9.04	-9.39
461	832	DX236	SLE_NL	Max	-720.76	-935.60	1716.72	-12.63	-9.39
461	832	DX235	SLE_NL	Min	-704.14	-866.17	1793.62	-12.63	-6.13
461	832	DX222	SLE_NL	Min	726.88	1479.34	2111.30	9.04	-6.13
461	832	DX223	SLE_NL	Min	575.71	1374.53	2034.40	9.04	-9.39
461	832	DX236	SLE_NL	Min	-720.76	-935.60	1716.72	-12.63	-9.39
462	277	SX101	SLU_ENV_NL	Max	223382.01	66140.77	-1117.93	-3838.70	2056.51
462	277	SX88	SLU_ENV_NL	Max	216387.12	64564.67	-1692.67	225.97	2056.51
462	277	SX89	SLU_ENV_NL	Max	-245997.15	-73538.96	1340.37	225.97	-1453.65
462	277	SX102	SLU_ENV_NL	Max	-244612.91	-73225.85	1463.10	-3838.70	-1453.65
462	277	SX101	SLU_ENV_NL	Min	204179.05	60193.53	-1731.40	-4553.21	1450.70
462	277	SX88	SLU_ENV_NL	Min	197357.64	60263.95	-1754.61	-457.73	1450.70
462	277	SX89	SLU_ENV_NL	Min	-262272.09	-77796.26	888.36	-457.73	-2048.96
462	277	SX102	SLU_ENV_NL	Min	-259945.67	-78463.66	1363.58	-4553.21	-2048.96
462	277	SX101	SLE_NL	Max	165302.69	48944.17	-827.27	-3369.38	1521.82
462	277	SX88	SLE_NL	Max	160126.47	47777.85	-1252.58	167.22	1521.82
462	277	SX89	SLE_NL	Max	-182037.89	-54418.83	657.39	167.22	-1516.23
462	277	SX102	SLE_NL	Max	-181013.55	-54187.13	1082.70	-3369.38	-1516.23
462	277	SX101	SLE_NL	Min	165302.69	48944.17	-827.27	-3369.38	1521.82
462	277	SX88	SLE_NL	Min	160126.47	47777.85	-1252.58	167.22	1521.82
462	277	SX89	SLE_NL	Min	-182037.89	-54418.83	657.39	167.22	-1516.23
462	277	SX102	SLE_NL	Min	-181013.55	-54187.13	1082.70	-3369.38	-1516.23
463	278	SX116	SLU_ENV_NL	Max	-8542.53	-1800.17	2915.34	2280.79	-16.23
463	278	SX129	SLU_ENV_NL	Max	-9332.47	-2939.15	1398.64	716.19	-16.23
463	278	SX128	SLU_ENV_NL	Max	-39353.49	-12119.79	1433.67	716.19	110.70
463	278	SX115	SLU_ENV_NL	Max	-38884.07	-11081.55	2491.99	2280.79	110.70



463	278	SX116	SLU_ENV_NL	Min	-18856.81	-4644.18	436.77	854.77	-124.10
463	278	SX129	SLU_ENV_NL	Min	-17260.79	-6812.98	1087.95	696.57	-124.10
463	278	SX128	SLU_ENV_NL	Min	-73997.15	-23432.93	664.60	696.57	7.52
463	278	SX115	SLU_ENV_NL	Min	-78732.96	-22252.11	471.80	854.77	7.52
463	278	SX116	SLE_NL	Max	-6321.47	-1332.12	323.21	632.53	-12.01
463	278	SX129	SLE_NL	Max	-6906.03	-2174.97	1034.99	515.46	-12.01
463	278	SX128	SLE_NL	Max	-29121.58	-8968.65	1060.92	515.46	5.56
463	278	SX115	SLE_NL	Max	-28774.21	-8200.35	349.13	632.53	5.56
463	278	SX116	SLE_NL	Min	-6321.47	-1332.12	323.21	632.53	-12.01
463	278	SX129	SLE_NL	Min	-6906.03	-2174.97	1034.99	515.46	-12.01
463	278	SX128	SLE_NL	Min	-29121.58	-8968.65	1060.92	515.46	5.56
463	278	SX115	SLE_NL	Min	-28774.21	-8200.35	349.13	632.53	5.56
464	279	SX130	SLU_ENV_NL	Max	1968.05	2571.20	2253.41	659.52	-8.58
464	279	SX143	SLU_ENV_NL	Max	276.58	-429.41	3164.57	214.83	-8.58
464	279	SX142	SLU_ENV_NL	Max	-9414.69	-3525.67	3279.34	214.83	22.03
464	279	SX129	SLU_ENV_NL	Max	-9802.97	-2713.38	2368.18	659.52	22.03
464	279	SX130	SLU_ENV_NL	Min	79.01	369.51	600.62	288.21	-47.49
464	279	SX143	SLU_ENV_NL	Min	-342.60	-730.25	1590.01	196.30	-47.49
464	279	SX142	SLU_ENV_NL	Min	-16630.18	-5779.09	1529.58	196.30	2.43
464	279	SX129	SLU_ENV_NL	Min	-15044.50	-2785.14	540.19	288.21	2.43
464	279	SX130	SLE_NL	Max	58.47	273.43	444.46	213.27	-6.35
464	279	SX143	SLE_NL	Max	204.67	-317.77	1176.61	158.97	-6.35
464	279	SX142	SLE_NL	Max	-6966.87	-2609.00	1131.89	158.97	1.80
464	279	SX129	SLE_NL	Max	-7254.19	-2061.01	399.74	213.27	1.80
464	279	SX130	SLE_NL	Min	58.47	273.43	444.46	213.27	-6.35
464	279	SX143	SLE_NL	Min	204.67	-317.77	1176.61	158.97	-6.35
464	279	SX142	SLE_NL	Min	-6966.87	-2609.00	1131.89	158.97	1.80
464	279	SX129	SLE_NL	Min	-7254.19	-2061.01	399.74	213.27	1.80
465	280	SX79	SLU_ENV_NL	Max	1373.96	-1294.01	-73.40	21.58	-24.06
465	280	SX66	SLU_ENV_NL	Max	219.94	299.06	-2547.23	-756.85	-24.06
465	280	SX67	SLU_ENV_NL	Max	-17905.48	-6067.78	-2587.52	-756.85	62.96
465	280	SX80	SLU_ENV_NL	Max	-12452.18	-5438.86	427.01	21.58	62.96
465	280	SX79	SLU_ENV_NL	Min	-715.95	-2779.20	-840.44	-595.92	-61.03
465	280	SX66	SLU_ENV_NL	Min	-1487.37	-2633.91	-7240.65	-820.44	-61.03
465	280	SX67	SLU_ENV_NL	Min	-29054.36	-8124.33	-6740.23	-820.44	11.70
465	280	SX80	SLU_ENV_NL	Min	-29701.68	-9620.22	-880.72	-595.92	11.70
465	280	SX79	SLE_NL	Max	1016.73	-2056.61	-54.32	15.97	-45.16
465	280	SX66	SLE_NL	Max	-1100.65	-1949.10	-5358.08	-560.07	-45.16
465	280	SX67	SLE_NL	Max	-13250.05	-4490.15	-4987.77	-560.07	46.59
465	280	SX80	SLE_NL	Max	-9214.61	-4024.76	315.99	15.97	46.59
465	280	SX79	SLE_NL	Min	1016.73	-2056.61	-54.32	15.97	-45.16
465	280	SX66	SLE_NL	Min	-1100.65	-1949.10	-5358.08	-560.07	-45.16
465	280	SX67	SLE_NL	Min	-13250.05	-4490.15	-4987.77	-560.07	46.59
465	280	SX80	SLE_NL	Min	-9214.61	-4024.76	315.99	15.97	46.59
466	281	SX80	SLU_ENV_NL	Max	-5436.75	-3297.74	-745.47	-149.77	-33.62
466	281	SX67	SLU_ENV_NL	Max	-17876.47	-6095.56	-1215.96	-1957.26	-33.62
466	281	SX68	SLU_ENV_NL	Max	-60041.81	-17836.08	-344.69	-1957.26	142.68
466	281	SX81	SLU_ENV_NL	Max	-40590.72	-12949.54	857.42	-149.77	142.68
466	281	SX80	SLU_ENV_NL	Min	-24996.81	-8199.70	-2292.29	-1791.61	-111.94
466	281	SX67	SLU_ENV_NL	Min	-31778.87	-8950.74	-5591.95	-2338.54	-111.94
466	281	SX68	SLU_ENV_NL	Min	-109185.58	-32328.70	-3989.07	-2338.54	43.42
466	281	SX81	SLU_ENV_NL	Min	-99150.02	-30628.84	-1421.01	-1791.61	43.42
466	281	SX80	SLE_NL	Max	-4023.19	-2440.33	-551.65	-110.83	-82.84
466	281	SX67	SLE_NL	Max	-13228.59	-4510.72	-4138.05	-1448.37	-82.84
466	281	SX68	SLE_NL	Max	-44430.94	-13198.70	-2951.91	-1448.37	105.58
466	281	SX81	SLE_NL	Max	-30037.13	-9582.66	634.49	-110.83	105.58
466	281	SX80	SLE_NL	Min	-4023.19	-2440.33	-551.65	-110.83	-82.84
466	281	SX67	SLE_NL	Min	-13228.59	-4510.72	-4138.05	-1448.37	-82.84
466	281	SX68	SLE_NL	Min	-44430.94	-13198.70	-2951.91	-1448.37	105.58
466	281	SX81	SLE_NL	Min	-30037.13	-9582.66	634.49	-110.83	105.58
467	282	SX81	SLU_ENV_NL	Max	-244880.21	-73891.82	-754.04	3971.43	-1018.48
467	282	SX68	SLU_ENV_NL	Max	-248250.76	-74643.34	-1147.16	948.76	-1018.48
467	282	SX69	SLU_ENV_NL	Max	207613.65	62998.59	1350.44	948.76	1586.79
467	282	SX82	SLU_ENV_NL	Max	215226.48	64769.01	2185.56	3971.43	1586.79
467	282	SX81	SLU_ENV_NL	Min	-263146.37	-79629.15	-1193.16	3317.01	-1576.71
467	282	SX68	SLU_ENV_NL	Min	-264615.58	-79156.31	-2028.28	288.80	-1576.71
467	282	SX69	SLU_ENV_NL	Min	192291.59	58526.74	992.65	288.80	1015.92
467	282	SX82	SLU_ENV_NL	Min	197108.20	58359.94	1385.77	3317.01	1015.92
467	282	SX81	SLE_NL	Max	-181211.36	-54679.95	-882.94	2938.86	-1166.76
467	282	SX68	SLE_NL	Max	-183705.57	-55236.07	-1500.93	213.71	-1166.76
467	282	SX69	SLE_NL	Max	153634.10	46618.96	999.32	213.71	1174.22
467	282	SX82	SLE_NL	Max	159267.59	47929.07	1617.31	2938.86	1174.22
467	282	SX81	SLE_NL	Min	-181211.36	-54679.95	-882.94	2938.86	-1166.76
467	282	SX68	SLE_NL	Min	-183705.57	-55236.07	-1500.93	213.71	-1166.76
467	282	SX69	SLE_NL	Min	153634.10	46618.96	999.32	213.71	1174.22
467	282	SX82	SLE_NL	Min	159267.59	47929.07	1617.31	2938.86	1174.22
468	833	DX236	SLU_ENV_NL	Max	20328.94	7569.04	1874.24	3772.30	153.96
468	833	DX223	SLU_ENV_NL	Max	17253.21	6631.20	3383.51	3684.46	153.96
468	833	DX224	SLU_ENV_NL	Max	193603.02	58171.75	3468.61	3684.46	7.66
468	833	DX237	SLU_ENV_NL	Max	192193.00	57873.13	1122.50	3772.30	7.66
468	833	DX236	SLU_ENV_NL	Min	-3930.71	-2179.85	-3000.98	1122.22	-5.53



Autorità Portuale di Taranto
Interventi per il dragaggio di 2,3 M m³ di sedimenti in area Molo Polisettoriale e per la realizzazione di un primo lotto della cassa di colmata funzionale all'ampliamento del V Sporgente del Porto di Taranto

Allegati alla relazione di calcolo strutturale allineamento "BC"

Data 05/2016
Rev. B
c.d.c.: C296A
514B



468	833	DX223	SLU_ENV_NL	Min	-666.11	1452.76	3246.12	3398.31	-5.53
468	833	DX224	SLU_ENV_NL	Min	109645.18	34234.24	2494.39	3398.31	-187.67
468	833	DX237	SLU_ENV_NL	Min	96856.47	27755.40	-2915.89	1122.22	-187.67
468	833	DX236	SLE_NL	Max	-2908.73	-1613.09	1386.94	830.44	113.93
468	833	DX223	SLE_NL	Max	-492.92	1075.04	2402.13	2514.75	113.93
468	833	DX224	SLE_NL	Max	81137.44	25333.34	1845.85	2514.75	-138.87
468	833	DX237	SLE_NL	Max	71673.79	20539.00	830.65	830.44	-138.87
468	833	DX236	SLE_NL	Min	-2908.73	-1613.09	1386.94	830.44	113.93
468	833	DX223	SLE_NL	Min	-492.92	1075.04	2402.13	2514.75	113.93
468	833	DX224	SLE_NL	Min	81137.44	25333.34	1845.85	2514.75	-138.87
468	833	DX237	SLE_NL	Min	71673.79	20539.00	830.65	830.44	-138.87
469	283	SX84	SLU_ENV_NL	Max	-53771.23	-17544.41	-279.15	429.56	616.12
469	283	SX71	SLU_ENV_NL	Max	-55038.25	-15238.16	-651.77	1203.31	616.12
469	283	SX72	SLU_ENV_NL	Max	62672.56	20867.17	10.85	1203.31	-199.96
469	283	SX85	SLU_ENV_NL	Max	61862.37	16914.17	297.81	429.56	-199.96
469	283	SX84	SLU_ENV_NL	Min	-75928.70	-25172.17	-581.69	-255.44	167.79
469	283	SX71	SLU_ENV_NL	Min	-76076.30	-21077.46	-806.18	858.17	167.79
469	283	SX72	SLU_ENV_NL	Min	47728.75	15452.32	-229.22	858.17	-635.50
469	283	SX85	SLU_ENV_NL	Min	47017.04	12909.36	80.93	-255.44	-635.50
469	283	SX84	SLE_NL	Max	-39790.71	-12982.87	-430.45	-189.02	455.93
469	283	SX71	SLE_NL	Max	-40728.30	-11276.24	-482.31	890.45	455.93
469	283	SX72	SLE_NL	Max	35319.28	11434.72	8.03	890.45	-470.27
469	283	SX85	SLE_NL	Max	34792.61	9552.93	59.89	-189.02	-470.27
469	283	SX84	SLE_NL	Min	-39790.71	-12982.87	-430.45	-189.02	455.93
469	283	SX71	SLE_NL	Min	-40728.30	-11276.24	-482.31	890.45	455.93
469	283	SX72	SLE_NL	Min	35319.28	11434.72	8.03	890.45	-470.27
469	283	SX85	SLE_NL	Min	34792.61	9552.93	59.89	-189.02	-470.27
470	284	SX85	SLU_ENV_NL	Max	62798.11	17202.87	-81.05	255.45	-235.10
470	284	SX72	SLU_ENV_NL	Max	63615.43	21142.05	220.88	-912.24	-235.10
470	284	SX73	SLU_ENV_NL	Max	-55038.95	-15238.39	801.97	-912.24	616.13
470	284	SX86	SLU_ENV_NL	Max	-53771.49	-17544.51	581.80	255.45	616.13
470	284	SX85	SLU_ENV_NL	Min	47017.09	12909.38	-307.48	-401.37	-635.51
470	284	SX72	SLU_ENV_NL	Min	47728.43	15452.22	-10.95	-1203.34	-635.51
470	284	SX73	SLU_ENV_NL	Min	-77936.04	-21660.42	651.90	-1203.34	203.23
470	284	SX86	SLU_ENV_NL	Min	-77746.06	-25693.12	273.61	-401.37	203.23
470	284	SX85	SLE_NL	Max	34792.65	9552.94	-59.98	189.04	-470.28
470	284	SX72	SLE_NL	Max	35319.04	11434.65	-8.10	-890.47	-470.28
470	284	SX73	SLE_NL	Max	-40728.83	-11276.41	482.41	-890.47	455.94
470	284	SX86	SLE_NL	Max	-39790.90	-12982.94	430.53	189.04	455.94
470	284	SX85	SLE_NL	Min	34792.65	9552.94	-59.98	189.04	-470.28
470	284	SX72	SLE_NL	Min	35319.04	11434.65	-8.10	-890.47	-470.28
470	284	SX73	SLE_NL	Min	-40728.83	-11276.41	482.41	-890.47	455.94
470	284	SX86	SLE_NL	Min	-39790.90	-12982.94	430.53	189.04	455.94
471	834	DX222	SLU_ENV_NL	Max	1921.22	-827.64	2749.34	353.55	35.55
471	834	DX209	SLU_ENV_NL	Max	-219.83	709.42	2418.50	750.64	35.55
471	834	DX210	SLU_ENV_NL	Max	22293.47	5168.88	2525.54	750.64	-13.09
471	834	DX223	SLU_ENV_NL	Max	27614.47	6854.10	2856.38	353.55	-13.09
471	834	DX222	SLU_ENV_NL	Min	-166.19	-1668.84	1264.07	-40.28	-2.47
471	834	DX209	SLU_ENV_NL	Min	-3563.83	-2593.98	1268.36	30.51	-2.47
471	834	DX210	SLU_ENV_NL	Min	-622.76	660.29	1832.24	30.51	-24.04
471	834	DX223	SLU_ENV_NL	Min	-219.37	-1627.29	1827.96	-40.28	-24.04
471	834	DX222	SLE_NL	Max	-122.98	-1234.94	2034.51	-29.80	-1.82
471	834	DX209	SLE_NL	Max	-162.68	524.97	1789.69	22.57	-1.82
471	834	DX210	SLE_NL	Max	-460.85	488.62	1868.90	22.57	-9.68
471	834	DX223	SLE_NL	Max	-162.34	-1204.19	2113.72	-29.80	-9.68
471	834	DX222	SLE_NL	Min	-122.98	-1234.94	2034.51	-29.80	-1.82
471	834	DX209	SLE_NL	Min	-162.68	524.97	1789.69	22.57	-1.82
471	834	DX210	SLE_NL	Min	-460.85	488.62	1868.90	22.57	-9.68
471	834	DX223	SLE_NL	Min	-162.34	-1204.19	2113.72	-29.80	-9.68
472	285	SX88	SLU_ENV_NL	Max	215226.33	64768.97	-1376.97	-3301.76	1586.84
472	285	SX75	SLU_ENV_NL	Max	207613.91	62998.68	-986.67	-288.74	1586.84
472	285	SX76	SLU_ENV_NL	Max	-248250.98	-74643.44	2028.14	-288.74	-1015.71
472	285	SX89	SLU_ENV_NL	Max	-244881.01	-73892.08	1192.98	-3301.76	-1015.71
472	285	SX88	SLU_ENV_NL	Min	195810.16	57976.09	-2185.44	-3971.50	1013.18
472	285	SX75	SLU_ENV_NL	Min	191018.92	58136.45	-1350.28	-939.91	1013.18
472	285	SX76	SLU_ENV_NL	Min	-263308.95	-78764.14	1142.98	-939.91	-1576.76
472	285	SX89	SLU_ENV_NL	Min	-261843.19	-79236.98	752.69	-3971.50	-1576.76
472	285	SX88	SLE_NL	Max	159267.48	47929.04	-1617.22	-2938.91	1174.26
472	285	SX75	SLE_NL	Max	153634.29	46619.02	-999.20	-213.67	1174.26
472	285	SX76	SLE_NL	Max	-183705.72	-55236.15	1500.82	-213.67	-1166.80
472	285	SX89	SLE_NL	Max	-181211.94	-54680.14	882.80	-2938.91	-1166.80
472	285	SX88	SLE_NL	Min	159267.48	47929.04	-1617.22	-2938.91	1174.26
472	285	SX75	SLE_NL	Min	153634.29	46619.02	-999.20	-213.67	1174.26
472	285	SX76	SLE_NL	Min	-183705.72	-55236.15	1500.82	-213.67	-1166.80
472	285	SX89	SLE_NL	Min	-181211.94	-54680.14	882.80	-2938.91	-1166.80
473	286	SX129	SLU_ENV_NL	Max	-9459.20	-2685.70	1451.90	1925.05	-14.48
473	286	SX142	SLU_ENV_NL	Max	-8604.99	-3296.07	4263.07	670.36	-14.48
473	286	SX141	SLU_ENV_NL	Max	-37732.24	-11851.83	2844.54	670.36	101.49
473	286	SX128	SLU_ENV_NL	Max	-38923.67	-11362.96	1292.75	1925.05	101.49
473	286	SX129	SLU_ENV_NL	Min	-18174.96	-3675.77	1426.54	834.01	-91.63
473	286	SX142	SLU_ENV_NL	Min	-8661.65	-3348.27	642.30	638.28	-91.63



Autorità Portuale di Taranto
Interventi per il dragaggio di 2,3 M m³ di sedimenti in area Molo Polisettoriale e per la realizzazione di un primo lotto della cassa di colmata funzionale all'ampliamento del V Sporgente del Porto di Taranto

Allegati alla relazione di calcolo strutturale allineamento "BC"

Data 05/2016
Rev. B
c.d.c.: C296A
514B



473	286	SX141	SLU_ENV_NL	Min	-55385.56	-17934.39	508.50	638.28	10.08
473	286	SX128	SLU_ENV_NL	Min	-71133.52	-20071.91	33.36	834.01	10.08
473	286	SX129	SLE_NL	Max	-6999.81	-1987.42	1055.64	617.17	-10.71
473	286	SX142	SLE_NL	Max	-6409.62	-2439.09	475.30	496.07	-10.71
473	286	SX141	SLE_NL	Max	-27921.86	-8770.35	376.29	496.07	7.46
473	286	SX128	SLE_NL	Max	-28803.52	-8408.59	956.63	617.17	7.46
473	286	SX129	SLE_NL	Min	-6999.81	-1987.42	1055.64	617.17	-10.71
473	286	SX142	SLE_NL	Min	-6409.62	-2439.09	475.30	496.07	-10.71
473	286	SX141	SLE_NL	Min	-27921.86	-8770.35	376.29	496.07	7.46
473	286	SX128	SLE_NL	Min	-28803.52	-8408.59	956.63	617.17	7.46
474	287	SX143	SLU_ENV_NL	Max	704.75	1209.92	3325.57	526.27	-7.66
474	287	SX156	SLU_ENV_NL	Max	468.66	-99.28	1481.48	231.91	-7.66
474	287	SX155	SLU_ENV_NL	Max	-9355.64	-3003.09	1486.39	231.91	12.77
474	287	SX142	SLU_ENV_NL	Max	-8780.61	-1624.16	3052.40	526.27	12.77
474	287	SX143	SLU_ENV_NL	Min	-629.25	-64.25	1543.35	262.32	-33.63
474	287	SX156	SLU_ENV_NL	Min	389.27	-2819.10	2.74	217.10	-33.63
474	287	SX155	SLU_ENV_NL	Min	-13506.39	-6357.40	-270.43	217.10	-3.09
474	287	SX142	SLU_ENV_NL	Min	-15578.80	-3895.99	1548.26	262.32	-3.09
474	287	SX143	SLE_NL	Max	521.52	895.34	1142.08	194.12	-5.67
474	287	SX156	SLE_NL	Max	288.06	-73.47	1096.30	171.61	-5.67
474	287	SX155	SLE_NL	Max	-6923.18	-2222.29	1099.93	171.61	-2.29
474	287	SX142	SLE_NL	Max	-6497.65	-1201.88	1145.71	194.12	-2.29
474	287	SX143	SLE_NL	Min	521.52	895.34	1142.08	194.12	-5.67
474	287	SX156	SLE_NL	Min	288.06	-73.47	1096.30	171.61	-5.67
474	287	SX155	SLE_NL	Min	-6923.18	-2222.29	1099.93	171.61	-2.29
474	287	SX142	SLE_NL	Min	-6497.65	-1201.88	1145.71	194.12	-2.29
475	288	SX142	SLU_ENV_NL	Max	-8265.53	-1470.51	3191.85	1514.59	-6.56
475	288	SX155	SLU_ENV_NL	Max	-6047.98	-2009.92	2377.91	722.23	-6.56
475	288	SX154	SLU_ENV_NL	Max	-34711.41	-10932.97	2090.93	722.23	38.62
475	288	SX141	SLU_ENV_NL	Max	-37164.15	-10463.34	3858.21	1514.59	38.62
475	288	SX142	SLU_ENV_NL	Min	-9558.96	-2111.51	665.28	769.97	-80.29
475	288	SX155	SLU_ENV_NL	Min	-16832.14	-7333.65	-460.44	709.39	-80.29
475	288	SX154	SLU_ENV_NL	Min	-60410.16	-19647.46	205.93	709.39	2.53
475	288	SX141	SLU_ENV_NL	Min	-53015.50	-14450.86	378.30	769.97	2.53
475	288	SX142	SLE_NL	Max	-6116.49	-1088.18	492.31	569.78	-4.86
475	288	SX155	SLE_NL	Max	-4475.51	-1487.34	1759.66	524.95	-4.86
475	288	SX154	SLE_NL	Max	-25686.44	-8090.40	1547.29	524.95	1.87
475	288	SX141	SLE_NL	Max	-27501.47	-7742.87	279.94	569.78	1.87
475	288	SX142	SLE_NL	Min	-6116.49	-1088.18	492.31	569.78	-4.86
475	288	SX155	SLE_NL	Min	-4475.51	-1487.34	1759.66	524.95	-4.86
475	288	SX154	SLE_NL	Min	-25686.44	-8090.40	1547.29	524.95	1.87
475	288	SX141	SLE_NL	Min	-27501.47	-7742.87	279.94	569.78	1.87
476	289	SX66	SLU_ENV_NL	Max	878.72	1246.91	-2678.42	101.84	13.20
476	289	SX53	SLU_ENV_NL	Max	-608.36	2272.39	1380.29	-599.88	13.20
476	289	SX54	SLU_ENV_NL	Max	-22983.79	-5226.64	1480.38	-599.88	93.85
476	289	SX67	SLU_ENV_NL	Max	-18979.75	-5642.57	-2578.32	101.84	93.85
476	289	SX66	SLU_ENV_NL	Min	335.69	731.63	-7234.68	-819.28	-99.61
476	289	SX53	SLU_ENV_NL	Min	-1259.05	1667.57	-2577.69	-1112.77	-99.61
476	289	SX54	SLU_ENV_NL	Min	-29349.30	-7787.02	-2175.04	-1112.77	-21.74
476	289	SX67	SLU_ENV_NL	Min	-29298.83	-8985.97	-6832.02	-819.28	-21.74
476	289	SX66	SLE_NL	Max	650.25	922.72	-5353.66	75.36	-73.71
476	289	SX53	SLE_NL	Max	-931.70	1681.57	-1907.49	-823.45	-73.71
476	289	SX54	SLE_NL	Max	-17008.01	-3867.71	-1609.53	-823.45	69.45
476	289	SX67	SLE_NL	Max	-14045.02	-4175.50	-5055.70	75.36	69.45
476	289	SX66	SLE_NL	Min	650.25	922.72	-5353.66	75.36	-73.71
476	289	SX53	SLE_NL	Min	-931.70	1681.57	-1907.49	-823.45	-73.71
476	289	SX54	SLE_NL	Min	-17008.01	-3867.71	-1609.53	-823.45	69.45
476	289	SX67	SLE_NL	Min	-14045.02	-4175.50	-5055.70	75.36	69.45
477	290	SX67	SLU_ENV_NL	Max	-13939.30	-4065.46	-794.78	107.01	27.73
477	290	SX54	SLU_ENV_NL	Max	-29494.73	-7821.17	-271.27	-1793.73	27.73
477	290	SX55	SLU_ENV_NL	Max	-90778.37	-26179.46	-653.51	-1793.73	244.85
477	290	SX68	SLU_ENV_NL	Max	-63885.32	-19553.98	-1177.02	107.01	244.85
477	290	SX67	SLU_ENV_NL	Min	-32028.50	-9814.35	-6008.24	-2329.34	-202.61
477	290	SX54	SLU_ENV_NL	Min	-32016.60	-8001.45	-3022.46	-3069.40	-202.61
477	290	SX55	SLU_ENV_NL	Min	-103401.61	-30077.94	-757.71	-3069.40	-47.72
477	290	SX68	SLU_ENV_NL	Min	-109421.72	-33084.33	-3743.50	-2329.34	-47.72
477	290	SX67	SLE_NL	Max	-10315.08	-3008.44	-4446.10	79.19	-149.93
477	290	SX54	SLE_NL	Max	-23692.28	-5921.08	-2236.62	-2271.36	-149.93
477	290	SX55	SLE_NL	Max	-67176.00	-19372.80	-560.71	-2271.36	181.19
477	290	SX68	SLE_NL	Max	-47275.14	-14469.95	-2770.19	79.19	181.19
477	290	SX67	SLE_NL	Min	-10315.08	-3008.44	-4446.10	79.19	-149.93
477	290	SX54	SLE_NL	Min	-23692.28	-5921.08	-2236.62	-2271.36	-149.93
477	290	SX55	SLE_NL	Min	-67176.00	-19372.80	-560.71	-2271.36	181.19
477	290	SX68	SLE_NL	Min	-47275.14	-14469.95	-2770.19	79.19	181.19
478	291	SX68	SLU_ENV_NL	Max	-247224.47	-74275.29	-1066.86	3438.32	-965.14
478	291	SX55	SLU_ENV_NL	Max	-253189.03	-75183.09	-920.17	986.25	-965.14
478	291	SX56	SLU_ENV_NL	Max	196935.23	59139.92	2713.19	986.25	1154.00
478	291	SX69	SLU_ENV_NL	Max	206026.83	60762.14	2129.88	3438.32	1154.00
478	291	SX68	SLU_ENV_NL	Min	-263959.61	-79268.59	-2593.47	3232.97	-1143.89
478	291	SX55	SLU_ENV_NL	Min	-265895.72	-79003.28	-2010.15	763.33	-1143.89
478	291	SX56	SLU_ENV_NL	Min	186245.94	56499.55	1314.13	763.33	964.87



Autorità Portuale di Taranto
Interventi per il dragaggio di 2,3 M³ di sedimenti in area Molo Polisettoriale e per la realizzazione di un primo lotto della cassa di colmata funzionale all'ampliamento del V Sporgente del Porto di Taranto

Allegati alla relazione di calcolo strutturale allineamento "BC"

Data 05/2016
Rev. B
c.d.c.: C296A
514B



478	291	SX69	SLU_ENV_NL	Min	191052.86	56696.48	1167.45	3232.97	964.87
478	291	SX68	SLE_NL	Max	-182946.11	-54963.72	-1919.16	2544.35	-846.48
478	291	SX55	SLE_NL	Max	-187359.88	-55635.49	-1487.51	564.87	-846.48
478	291	SX56	SLE_NL	Max	145732.07	43763.54	2007.76	564.87	853.96
478	291	SX69	SLE_NL	Max	152459.86	44963.98	1576.11	2544.35	853.96
478	291	SX68	SLE_NL	Min	-182946.11	-54963.72	-1919.16	2544.35	-846.48
478	291	SX55	SLE_NL	Min	-187359.88	-55635.49	-1487.51	564.87	-846.48
478	291	SX56	SLE_NL	Min	145732.07	43763.54	2007.76	564.87	853.96
478	291	SX69	SLE_NL	Min	152459.86	44963.98	1576.11	2544.35	853.96
479	835	DX223	SLU_ENV_NL	Max	13253.59	2477.30	5091.90	1547.73	352.90
479	835	DX210	SLU_ENV_NL	Max	32370.68	8260.58	1766.18	6604.82	352.90
479	835	DX211	SLU_ENV_NL	Max	229849.40	68777.46	652.05	6604.82	-241.68
479	835	DX224	SLU_ENV_NL	Max	196481.08	58587.10	2526.35	1547.73	-241.68
479	835	DX223	SLU_ENV_NL	Min	-4947.99	-3084.03	3640.48	1134.39	202.14
479	835	DX210	SLU_ENV_NL	Min	1400.23	1305.35	-1452.54	4091.28	202.14
479	835	DX211	SLU_ENV_NL	Min	128493.67	39772.29	-4205.77	4091.28	-406.14
479	835	DX224	SLU_ENV_NL	Min	111985.53	32299.24	2338.67	1134.39	-406.14
479	835	DX223	SLE_NL	Max	-3661.51	-2282.18	2693.96	839.44	149.58
479	835	DX210	SLE_NL	Max	1036.17	965.96	1306.97	3027.55	149.58
479	835	DX211	SLE_NL	Max	95085.32	29431.50	482.52	3027.55	-178.84
479	835	DX224	SLE_NL	Max	82869.29	23901.43	1869.50	839.44	-178.84
479	835	DX223	SLE_NL	Min	-3661.51	-2282.18	2693.96	839.44	149.58
479	835	DX210	SLE_NL	Min	1036.17	965.96	1306.97	3027.55	149.58
479	835	DX211	SLE_NL	Min	95085.32	29431.50	482.52	3027.55	-178.84
479	835	DX224	SLE_NL	Min	82869.29	23901.43	1869.50	839.44	-178.84
480	292	SX71	SLU_ENV_NL	Max	-56415.93	-18254.29	-635.35	243.37	715.81
480	292	SX58	SLU_ENV_NL	Max	-57805.21	-15792.35	-303.86	1335.52	715.81
480	292	SX59	SLU_ENV_NL	Max	62388.25	20016.78	258.58	1335.52	-360.69
480	292	SX72	SLU_ENV_NL	Max	61726.09	17039.92	32.64	243.37	-360.69
480	292	SX71	SLU_ENV_NL	Min	-77229.49	-24249.09	-761.12	-357.20	337.07
480	292	SX58	SLU_ENV_NL	Min	-77825.84	-21316.99	-592.00	1056.61	337.07
480	292	SX59	SLU_ENV_NL	Min	48397.25	15766.61	75.99	1056.61	-736.56
480	292	SX72	SLU_ENV_NL	Min	47477.13	13037.45	-198.68	-357.20	-736.56
480	292	SX71	SLE_NL	Max	-41747.79	-13508.18	-470.16	-264.33	529.70
480	292	SX58	SLE_NL	Max	-42775.86	-11686.34	-438.08	988.29	529.70
480	292	SX59	SLE_NL	Max	35813.96	11667.29	56.23	988.29	-545.06
480	292	SX72	SLE_NL	Max	35133.08	9647.72	24.15	-264.33	-545.06
480	292	SX71	SLE_NL	Min	-41747.79	-13508.18	-470.16	-264.33	529.70
480	292	SX58	SLE_NL	Min	-42775.86	-11686.34	-438.08	988.29	529.70
480	292	SX59	SLE_NL	Min	35813.96	11667.29	56.23	988.29	-545.06
480	292	SX72	SLE_NL	Min	35133.08	9647.72	24.15	-264.33	-545.06
481	293	SX72	SLU_ENV_NL	Max	62699.57	17340.96	187.87	357.21	-400.74
481	293	SX59	SLU_ENV_NL	Max	63367.22	20301.47	-75.95	-1116.86	-400.74
481	293	SX60	SLU_ENV_NL	Max	-57805.83	-15792.52	591.95	-1116.86	715.82
481	293	SX73	SLU_ENV_NL	Max	-56416.64	-18254.49	758.36	357.21	715.82
481	293	SX72	SLU_ENV_NL	Min	47476.83	13037.36	-32.58	-209.87	-736.57
481	293	SX59	SLU_ENV_NL	Min	48397.11	15766.57	-270.11	-1335.55	-736.57
481	293	SX60	SLU_ENV_NL	Min	-79748.54	-21917.96	300.39	-1335.55	377.46
481	293	SX73	SLU_ENV_NL	Min	-79096.77	-24781.31	635.32	-209.87	377.46
481	293	SX72	SLE_NL	Max	35132.85	9647.65	-24.11	264.34	-545.06
481	293	SX59	SLE_NL	Max	35813.86	11667.26	-56.20	-988.31	-545.06
481	293	SX60	SLE_NL	Max	-42776.31	-11686.46	438.04	-988.31	529.71
481	293	SX73	SLE_NL	Max	-41748.32	-13508.32	470.14	264.34	529.71
481	293	SX72	SLE_NL	Min	35132.85	9647.65	-24.11	264.34	-545.06
481	293	SX59	SLE_NL	Min	35813.86	11667.26	-56.20	-988.31	-545.06
481	293	SX60	SLE_NL	Min	-42776.31	-11686.46	438.04	-988.31	529.71
481	293	SX73	SLE_NL	Min	-41748.32	-13508.32	470.14	264.34	529.71
482	836	DX209	SLU_ENV_NL	Max	-865.10	-158.88	2523.78	455.12	8.38
482	836	DX196	SLU_ENV_NL	Max	3487.61	3348.03	2358.00	736.26	8.38
482	836	DX197	SLU_ENV_NL	Max	32363.49	12182.12	2244.16	736.26	-16.30
482	836	DX210	SLU_ENV_NL	Max	23536.12	8058.88	2409.94	455.12	-16.30
482	836	DX209	SLU_ENV_NL	Min	-3208.94	-1178.62	1962.00	-43.39	-4.41
482	836	DX196	SLU_ENV_NL	Min	984.56	1905.93	972.90	35.86	-4.41
482	836	DX197	SLU_ENV_NL	Min	876.52	1907.95	209.01	35.86	-33.81
482	836	DX210	SLU_ENV_NL	Min	-1108.37	-1221.22	1198.11	-43.39	-33.81
482	836	DX209	SLE_NL	Max	-640.17	-872.18	1867.60	-32.11	-3.26
482	836	DX196	SLE_NL	Max	728.58	1410.39	1744.92	26.54	-3.26
482	836	DX197	SLE_NL	Max	648.62	1411.88	1660.68	26.54	-12.06
482	836	DX210	SLE_NL	Max	-820.19	-903.70	1783.36	-32.11	-12.06
482	836	DX209	SLE_NL	Min	-640.17	-872.18	1867.60	-32.11	-3.26
482	836	DX196	SLE_NL	Min	728.58	1410.39	1744.92	26.54	-3.26
482	836	DX197	SLE_NL	Min	648.62	1411.88	1660.68	26.54	-12.06
482	836	DX210	SLE_NL	Min	-820.19	-903.70	1783.36	-32.11	-12.06
483	294	SX75	SLU_ENV_NL	Max	206027.07	60762.20	-1162.70	-3221.68	1154.00
483	294	SX62	SLU_ENV_NL	Max	196934.43	59139.67	-1308.31	-763.34	1154.00
483	294	SX63	SLU_ENV_NL	Max	-253190.24	-75183.42	2010.45	-763.34	-965.65
483	294	SX76	SLU_ENV_NL	Max	-247224.64	-74275.31	2593.80	-3221.68	-965.65
483	294	SX75	SLU_ENV_NL	Min	189787.60	56325.68	-2130.17	-3438.31	965.43
483	294	SX62	SLU_ENV_NL	Min	184995.79	56118.70	-2713.52	-973.70	965.43
483	294	SX63	SLU_ENV_NL	Min	-264589.07	-78612.93	919.31	-973.70	-1143.88
483	294	SX76	SLU_ENV_NL	Min	-262654.69	-78876.89	1064.92	-3438.31	-1143.88



Autorità Portuale di Taranto
Interventi per il dragaggio di 2,3 M m³ di sedimenti in area Molo Polisettoriale e per la realizzazione di un primo lotto della cassa di colmata funzionale all'ampliamento del V Sporgente del Porto di Taranto

Allegati alla relazione di calcolo strutturale allineamento "BC"

Data 05/2016
Rev. B
c.d.c.: C296A
514B



483	294	SX75	SLE_NL	Max	152460.03	44964.03	-1576.33	-2544.35	853.96
483	294	SX62	SLE_NL	Max	145731.48	43763.36	-2008.01	-564.87	853.96
483	294	SX63	SLE_NL	Max	-187360.78	-55635.73	1487.73	-564.87	-846.47
483	294	SX76	SLE_NL	Max	-182946.23	-54963.73	1919.41	-2544.35	-846.47
483	294	SX75	SLE_NL	Min	152460.03	44964.03	-1576.33	-2544.35	853.96
483	294	SX62	SLE_NL	Min	145731.48	43763.36	-2008.01	-564.87	853.96
483	294	SX63	SLE_NL	Min	-187360.78	-55635.73	1487.73	-564.87	-846.47
483	294	SX76	SLE_NL	Min	-182946.23	-54963.73	1919.41	-2544.35	-846.47
484	295	SX156	SLU_ENV_NL	Max	2072.74	3118.68	1412.04	330.85	14.46
484	295	SX169	SLU_ENV_NL	Max	297.98	914.67	3965.13	397.30	14.46
484	295	SX168	SLU_ENV_NL	Max	-10949.49	-3588.27	4103.98	397.30	-13.92
484	295	SX155	SLU_ENV_NL	Max	-9557.67	-1913.30	1524.10	330.85	-13.92
484	295	SX156	SLU_ENV_NL	Min	305.70	-772.43	-221.16	161.14	-3.95
484	295	SX169	SLU_ENV_NL	Min	-363.04	-863.00	-875.45	364.43	-3.95
484	295	SX168	SLU_ENV_NL	Min	-13965.43	-4176.30	-763.39	364.43	-16.05
484	295	SX155	SLU_ENV_NL	Min	-11995.91	-3281.92	-82.31	161.14	-16.05
484	295	SX156	SLE_NL	Max	226.22	-571.60	1044.91	119.24	10.70
484	295	SX169	SLE_NL	Max	-268.65	-638.62	-647.83	269.67	10.70
484	295	SX168	SLE_NL	Max	-8102.62	-2655.32	-564.91	269.67	-11.88
484	295	SX155	SLE_NL	Max	-7072.67	-2428.62	1127.83	119.24	-11.88
484	295	SX156	SLE_NL	Min	226.22	-571.60	1044.91	119.24	10.70
484	295	SX169	SLE_NL	Min	-268.65	-638.62	-647.83	269.67	10.70
484	295	SX168	SLE_NL	Min	-8102.62	-2655.32	-564.91	269.67	-11.88
484	295	SX155	SLE_NL	Min	-7072.67	-2428.62	1127.83	119.24	-11.88
485	296	SX155	SLU_ENV_NL	Max	-5701.98	-2114.62	1720.18	941.57	36.27
485	296	SX168	SLU_ENV_NL	Max	-1680.25	-502.65	3487.39	1229.50	36.27
485	296	SX167	SLU_ENV_NL	Max	-42914.56	-13394.02	1828.57	1229.50	-10.26
485	296	SX154	SLU_ENV_NL	Max	-34913.20	-10347.57	2685.39	941.57	-10.26
485	296	SX155	SLU_ENV_NL	Min	-15897.77	-3071.95	592.75	473.01	32.95
485	296	SX168	SLU_ENV_NL	Min	-13512.42	-4367.75	-976.88	1097.64	32.95
485	296	SX167	SLU_ENV_NL	Min	-45415.07	-13455.74	-11.66	1097.64	-57.47
485	296	SX154	SLU_ENV_NL	Min	-59139.93	-16560.49	-1066.08	473.01	-57.47
485	296	SX155	SLE_NL	Max	-4219.47	-1564.82	1272.93	350.02	26.84
485	296	SX168	SLE_NL	Max	-9999.19	-3232.13	-722.89	812.25	26.84
485	296	SX167	SLE_NL	Max	-33607.15	-9911.57	-8.63	812.25	-42.53
485	296	SX154	SLE_NL	Max	-25835.77	-7657.20	1987.19	350.02	-42.53
485	296	SX155	SLE_NL	Min	-4219.47	-1564.82	1272.93	350.02	26.84
485	296	SX168	SLE_NL	Min	-9999.19	-3232.13	-722.89	812.25	26.84
485	296	SX167	SLE_NL	Min	-33607.15	-9911.57	-8.63	812.25	-42.53
485	296	SX154	SLE_NL	Min	-25835.77	-7657.20	1987.19	350.02	-42.53
486	297	SX53	SLU_ENV_NL	Max	-781.82	2498.06	1820.48	-820.63	55.72
486	297	SX40	SLU_ENV_NL	Max	5478.92	3772.71	7477.30	-217.73	55.72
486	297	SX41	SLU_ENV_NL	Max	-19775.49	-5018.19	7106.24	-217.73	-47.67
486	297	SX54	SLU_ENV_NL	Max	-23749.37	-6413.49	927.74	-820.63	-47.67
486	297	SX53	SLU_ENV_NL	Min	-1642.99	410.32	-2238.71	-1059.42	36.99
486	297	SX40	SLU_ENV_NL	Min	2504.57	2925.69	5604.18	-289.17	36.99
486	297	SX41	SLU_ENV_NL	Min	-20177.94	-5416.55	4711.44	-289.17	-78.34
486	297	SX54	SLU_ENV_NL	Min	-28922.35	-8555.37	-2609.77	-1059.42	-78.34
486	297	SX53	SLE_NL	Max	-578.55	1848.57	-1656.65	-607.27	27.37
486	297	SX40	SLE_NL	Max	1853.38	2791.81	5533.20	-213.98	27.37
486	297	SX41	SLE_NL	Max	-14931.68	-3713.46	5258.62	-213.98	-35.27
486	297	SX54	SLE_NL	Max	-17574.54	-4745.98	-1931.23	-607.27	-35.27
486	297	SX53	SLE_NL	Min	-578.55	1848.57	-1656.65	-607.27	27.37
486	297	SX40	SLE_NL	Min	1853.38	2791.81	5533.20	-213.98	27.37
486	297	SX41	SLE_NL	Min	-14931.68	-3713.46	5258.62	-213.98	-35.27
486	297	SX54	SLE_NL	Min	-17574.54	-4745.98	-1931.23	-607.27	-35.27
487	298	SX54	SLU_ENV_NL	Max	-31295.15	-8710.10	730.23	-2488.66	142.05
487	298	SX41	SLU_ENV_NL	Max	-8020.88	-1842.48	5662.97	-541.95	142.05
487	298	SX42	SLU_ENV_NL	Max	-70515.07	-21316.03	3791.19	-541.95	-149.30
487	298	SX55	SLU_ENV_NL	Max	-92338.96	-28267.94	-1975.43	-2488.66	-149.30
487	298	SX54	SLU_ENV_NL	Min	-32073.73	-9548.47	-1154.55	-3057.73	100.16
487	298	SX41	SLU_ENV_NL	Min	-14390.96	-3249.22	4911.36	-717.79	100.16
487	298	SX42	SLU_ENV_NL	Min	-71010.70	-21445.01	2205.70	-717.79	-212.35
487	298	SX55	SLU_ENV_NL	Min	-101673.42	-31186.64	-3026.33	-3057.73	-212.35
487	298	SX54	SLE_NL	Max	-23158.41	-6445.48	-854.37	-1841.61	74.12
487	298	SX41	SLE_NL	Max	-10649.31	-2404.42	4190.59	-531.16	74.12
487	298	SX42	SLE_NL	Max	-52547.91	-15869.31	2805.48	-531.16	-110.48
487	298	SX55	SLE_NL	Max	-68330.83	-20918.28	-2239.48	-1841.61	-110.48
487	298	SX54	SLE_NL	Min	-23158.41	-6445.48	-854.37	-1841.61	74.12
487	298	SX41	SLE_NL	Min	-10649.31	-2404.42	4190.59	-531.16	74.12
487	298	SX42	SLE_NL	Min	-52547.91	-15869.31	2805.48	-531.16	-110.48
487	298	SX55	SLE_NL	Min	-68330.83	-20918.28	-2239.48	-1841.61	-110.48
488	299	SX55	SLU_ENV_NL	Max	-252960.73	-76372.06	792.47	2764.50	-527.22
488	299	SX42	SLU_ENV_NL	Max	-250851.93	-75479.78	-74.54	1483.52	-527.22
488	299	SX43	SLU_ENV_NL	Max	196809.33	59696.67	-202.15	1483.52	580.01
488	299	SX56	SLU_ENV_NL	Max	196348.00	59132.48	290.91	2764.50	580.01
488	299	SX55	SLU_ENV_NL	Min	-265788.13	-80369.55	316.21	2704.61	-585.83
488	299	SX42	SLU_ENV_NL	Min	-264466.85	-79613.06	-176.84	1407.35	-585.83
488	299	SX43	SLU_ENV_NL	Min	184689.24	55762.95	-779.42	1407.35	521.74
488	299	SX56	SLU_ENV_NL	Min	185322.97	55147.88	87.59	2704.61	521.74
488	299	SX55	SLE_NL	Max	-187190.94	-56515.33	586.43	2045.73	-433.51



Autorità Portuale di Taranto
Interventi per il dragaggio di 2,3 M m³ di sedimenti in area Molo Polisettoriale e per la realizzazione di un primo lotto della cassa di colmata funzionale all'ampliamento del V Sporgente del Porto di Taranto

Allegati alla relazione di calcolo strutturale allineamento "BC"

Data 05/2016
Rev. B
c.d.c.: C296A
514B



488	299	SX42	SLE_NL	Max	-185630.42	-55855.04	-55.16	1041.44	-433.51
488	299	SX43	SLE_NL	Max	145638.90	44175.54	-576.77	1041.44	429.20
488	299	SX56	SLE_NL	Max	145297.52	43758.03	64.82	2045.73	429.20
488	299	SX55	SLE_NL	Min	-187190.94	-56515.33	586.43	2045.73	-433.51
488	299	SX42	SLE_NL	Min	-185630.42	-55855.04	-55.16	1041.44	-433.51
488	299	SX43	SLE_NL	Min	145638.90	44175.54	-576.77	1041.44	429.20
488	299	SX56	SLE_NL	Min	145297.52	43758.03	64.82	2045.73	429.20
489	837	DX210	SLU_ENV_NL	Max	30645.27	10200.68	1544.10	4845.66	98.49
489	837	DX197	SLU_ENV_NL	Max	13634.28	6554.31	4748.69	3841.07	98.49
489	837	DX198	SLU_ENV_NL	Max	217670.26	66057.75	6456.65	3841.07	86.58
489	837	DX211	SLU_ENV_NL	Max	232260.40	69122.72	1401.01	4845.66	86.58
489	837	DX210	SLU_ENV_NL	Min	-1913.71	-1482.18	-3248.12	2177.34	-64.21
489	837	DX197	SLU_ENV_NL	Min	-3060.73	746.14	3154.59	3632.92	-64.21
489	837	DX198	SLU_ENV_NL	Min	135954.56	42076.25	3011.50	3632.92	-119.98
489	837	DX211	SLU_ENV_NL	Min	130396.90	37857.45	-1540.16	2177.34	-119.98
489	837	DX210	SLE_NL	Max	-1416.14	-1096.82	1142.63	1611.23	72.88
489	837	DX197	SLE_NL	Max	-2264.94	552.14	2334.40	2688.36	72.88
489	837	DX198	SLE_NL	Max	100606.38	31136.43	2228.51	2688.36	-88.79
489	837	DX211	SLE_NL	Max	96493.71	28014.51	1036.75	1611.23	-88.79
489	837	DX210	SLE_NL	Min	-1416.14	-1096.82	1142.63	1611.23	72.88
489	837	DX197	SLE_NL	Min	-2264.94	552.14	2334.40	2688.36	72.88
489	837	DX198	SLE_NL	Min	100606.38	31136.43	2228.51	2688.36	-88.79
489	837	DX211	SLE_NL	Min	96493.71	28014.51	1036.75	1611.23	-88.79
490	300	SX58	SLU_ENV_NL	Max	-58987.64	-18614.58	-186.42	285.17	312.39
490	300	SX45	SLU_ENV_NL	Max	-59293.80	-16753.59	-304.94	1034.99	312.39
490	300	SX46	SLU_ENV_NL	Max	62505.64	19942.53	20.19	1034.99	-238.72
490	300	SX59	SLU_ENV_NL	Max	61903.12	17594.02	251.65	285.17	-238.72
490	300	SX58	SLU_ENV_NL	Min	-79278.25	-25352.69	-307.18	230.87	223.57
490	300	SX45	SLU_ENV_NL	Min	-79816.76	-23056.29	-636.40	769.67	223.57
490	300	SX46	SLU_ENV_NL	Min	48520.73	15467.04	-198.33	769.67	-330.96
490	300	SX59	SLU_ENV_NL	Min	48064.01	13536.60	17.96	230.87	-330.96
490	300	SX58	SLE_NL	Max	-43650.86	-13774.79	-227.31	170.85	165.44
490	300	SX45	SLE_NL	Max	-43877.41	-12397.66	-225.66	569.55	165.44
490	300	SX46	SLE_NL	Max	35905.34	11445.61	14.94	569.55	-176.66
490	300	SX59	SLE_NL	Max	35567.36	10017.08	13.29	170.85	-176.66
490	300	SX58	SLE_NL	Min	-43650.86	-13774.79	-227.31	170.85	165.44
490	300	SX45	SLE_NL	Min	-43877.41	-12397.66	-225.66	569.55	165.44
490	300	SX46	SLE_NL	Min	35905.34	11445.61	14.94	569.55	-176.66
490	300	SX59	SLE_NL	Min	35567.36	10017.08	13.29	170.85	-176.66
491	301	SX59	SLU_ENV_NL	Max	62917.30	17908.52	-18.02	-230.87	-238.73
491	301	SX46	SLU_ENV_NL	Max	63536.27	20241.47	189.72	-769.69	-238.73
491	301	SX47	SLU_ENV_NL	Max	-59294.65	-16753.87	632.33	-769.69	358.72
491	301	SX60	SLU_ENV_NL	Max	-58988.29	-18614.79	307.23	-230.87	358.72
491	301	SX59	SLU_ENV_NL	Min	48063.89	13536.57	-261.94	-245.29	-376.93
491	301	SX46	SLU_ENV_NL	Min	48520.43	15466.95	-20.24	-1102.68	-376.93
491	301	SX47	SLU_ENV_NL	Min	-81808.25	-23682.76	305.01	-1102.68	223.58
491	301	SX60	SLU_ENV_NL	Min	-81212.75	-25905.44	180.67	-245.29	223.58
491	301	SX59	SLE_NL	Max	35567.28	10017.06	-13.34	-170.84	-176.66
491	301	SX46	SLE_NL	Max	35905.12	11445.54	-14.98	-569.57	-176.66
491	301	SX47	SLE_NL	Max	-43878.04	-12397.86	225.71	-569.57	165.45
491	301	SX60	SLE_NL	Max	-43651.33	-13774.94	227.35	-170.84	165.45
491	301	SX59	SLE_NL	Min	35567.28	10017.06	-13.34	-170.84	-176.66
491	301	SX46	SLE_NL	Min	35905.12	11445.54	-14.98	-569.57	-176.66
491	301	SX47	SLE_NL	Min	-43878.04	-12397.86	225.71	-569.57	165.45
491	301	SX60	SLE_NL	Min	-43651.33	-13774.94	227.35	-170.84	165.45
492	838	DX196	SLU_ENV_NL	Max	2092.96	-450.90	2267.91	534.68	11.28
492	838	DX183	SLU_ENV_NL	Max	-17.30	830.56	7160.26	685.51	11.28
492	838	DX184	SLU_ENV_NL	Max	26291.19	6780.80	7655.14	685.51	-11.35
492	838	DX197	SLU_ENV_NL	Max	31030.54	6889.02	2340.10	534.68	-11.35
492	838	DX196	SLU_ENV_NL	Min	-111.42	-1370.36	425.87	-64.14	2.33
492	838	DX183	SLU_ENV_NL	Min	-1737.13	-320.41	3217.21	64.23	2.33
492	838	DX184	SLU_ENV_NL	Min	-79.18	633.98	3289.40	64.23	-16.93
492	838	DX197	SLU_ENV_NL	Min	-45.69	-1543.05	920.75	-64.14	-16.93
492	838	DX196	SLE_NL	Max	-82.45	-1014.07	1678.25	-47.47	1.73
492	838	DX183	SLE_NL	Max	-12.80	614.61	2380.73	47.53	1.73
492	838	DX184	SLE_NL	Max	-58.59	469.15	2434.16	47.53	-12.53
492	838	DX197	SLE_NL	Max	-33.81	-1141.86	1731.67	-47.47	-12.53
492	838	DX196	SLE_NL	Min	-82.45	-1014.07	1678.25	-47.47	1.73
492	838	DX183	SLE_NL	Min	-12.80	614.61	2380.73	47.53	1.73
492	838	DX184	SLE_NL	Min	-58.59	469.15	2434.16	47.53	-12.53
492	838	DX197	SLE_NL	Min	-33.81	-1141.86	1731.67	-47.47	-12.53
493	302	SX62	SLU_ENV_NL	Max	196347.18	59132.22	-87.30	-2698.27	580.06
493	302	SX49	SLU_ENV_NL	Max	196809.46	59696.72	779.73	-1407.29	580.06
493	302	SX50	SLU_ENV_NL	Max	-250852.02	-75479.85	173.00	-1407.29	-531.96
493	302	SX63	SLU_ENV_NL	Max	-252961.94	-76372.45	-317.13	-2698.27	-531.96
493	302	SX62	SLU_ENV_NL	Min	184075.62	54779.50	-284.32	-2764.57	526.52
493	302	SX49	SLU_ENV_NL	Min	183452.42	55382.97	205.80	-1466.08	526.52
493	302	SX50	SLU_ENV_NL	Min	-263349.30	-79218.50	74.23	-1466.08	-585.88
493	302	SX63	SLU_ENV_NL	Min	-264479.20	-79974.73	-792.80	-2764.57	-585.88
493	302	SX62	SLE_NL	Max	145296.91	43757.84	-64.60	-2045.78	429.24
493	302	SX49	SLE_NL	Max	145639.00	44175.57	577.00	-1041.40	429.24



Autorità Portuale di Taranto
Interventi per il dragaggio di 2,3 M m³ di sedimenti in area Molo Polisettoriale e per la realizzazione di un primo lotto della cassa di colmata funzionale all'ampliamento del V Sporgente del Porto di Taranto

Allegati alla relazione di calcolo strutturale allineamento "BC"

Data 05/2016
Rev. B
c.d.c.: C296A
514B



493	302	SX50	SLE_NL	Max	-185630.49	-55855.09	54.93	-1041.40	-433.55
493	302	SX63	SLE_NL	Max	-187191.83	-56515.61	-586.67	-2045.78	-433.55
493	302	SX62	SLE_NL	Min	145296.91	43757.84	-64.60	-2045.78	429.24
493	302	SX49	SLE_NL	Min	145639.00	44175.57	577.00	-1041.40	429.24
493	302	SX50	SLE_NL	Min	-185630.49	-55855.09	54.93	-1041.40	-433.55
493	302	SX63	SLE_NL	Min	-187191.83	-56515.61	-586.67	-2045.78	-433.55
494	303	SX169	SLU_ENV_NL	Max	1767.44	4933.08	3269.45	205.47	8.61
494	303	SX182	SLU_ENV_NL	Max	-120.64	656.78	6763.07	370.48	8.61
494	303	SX181	SLU_ENV_NL	Max	-11345.39	-4329.32	6935.14	370.48	-27.55
494	303	SX168	SLU_ENV_NL	Max	-9070.67	497.96	3441.52	205.47	-27.55
494	303	SX169	SLU_ENV_NL	Min	548.80	977.00	-763.94	89.44	-2.79
494	303	SX182	SLU_ENV_NL	Min	-1120.15	-1884.33	-1953.36	335.57	-2.79
494	303	SX181	SLU_ENV_NL	Min	-14533.20	-4720.38	-1828.01	335.57	-28.32
494	303	SX168	SLU_ENV_NL	Min	-10712.26	-1668.92	-638.58	89.44	-28.32
494	303	SX169	SLE_NL	Max	406.11	722.98	-565.32	66.19	6.37
494	303	SX182	SLE_NL	Max	-828.91	-1394.40	-1445.49	248.32	6.37
494	303	SX181	SLE_NL	Max	-8395.59	-3493.08	-1352.72	248.32	-20.96
494	303	SX168	SLE_NL	Max	-6712.29	-1235.00	-472.55	66.19	-20.96
494	303	SX169	SLE_NL	Min	406.11	722.98	-565.32	66.19	6.37
494	303	SX182	SLE_NL	Min	-828.91	-1394.40	-1445.49	248.32	6.37
494	303	SX181	SLE_NL	Min	-8395.59	-3493.08	-1352.72	248.32	-20.96
494	303	SX168	SLE_NL	Min	-6712.29	-1235.00	-472.55	66.19	-20.96
495	304	SX168	SLU_ENV_NL	Max	805.96	3954.81	695.18	560.22	42.36
495	304	SX181	SLU_ENV_NL	Max	-12051.98	-4945.45	9597.84	1171.57	42.36
495	304	SX180	SLU_ENV_NL	Max	-42490.79	-13834.32	12669.23	1171.57	-64.67
495	304	SX167	SLU_ENV_NL	Max	-35946.98	-8849.07	3766.57	560.22	-64.67
495	304	SX168	SLU_ENV_NL	Min	-9696.97	-1843.71	-595.79	278.82	3.35
495	304	SX181	SLU_ENV_NL	Min	-25948.36	-7755.25	-1858.97	991.98	3.35
495	304	SX180	SLU_ENV_NL	Min	-70056.12	-22654.24	-1613.94	991.98	-88.40
495	304	SX167	SLU_ENV_NL	Min	-38594.23	-10240.96	-350.76	278.82	-88.40
495	304	SX168	SLE_NL	Max	-7175.76	-1364.34	-440.88	206.33	31.34
495	304	SX181	SLE_NL	Max	-8918.47	-3659.64	-1375.63	734.07	31.34
495	304	SX180	SLE_NL	Max	-31443.18	-10237.40	-1194.32	734.07	-47.86
495	304	SX167	SLE_NL	Max	-28559.73	-7578.31	-259.56	206.33	-47.86
495	304	SX168	SLE_NL	Min	-7175.76	-1364.34	-440.88	206.33	31.34
495	304	SX181	SLE_NL	Min	-8918.47	-3659.64	-1375.63	734.07	31.34
495	304	SX180	SLE_NL	Min	-31443.18	-10237.40	-1194.32	734.07	-47.86
495	304	SX167	SLE_NL	Min	-28559.73	-7578.31	-259.56	206.33	-47.86
496	305	SX40	SLU_ENV_NL	Max	3421.65	-4426.79	7278.36	-138.29	-22.38
496	305	SX27	SLU_ENV_NL	Max	1017.70	-3288.30	-6418.62	-629.12	-22.38
496	305	SX28	SLU_ENV_NL	Max	-20819.63	-6990.98	-6454.30	-629.12	77.73
496	305	SX41	SLU_ENV_NL	Max	-20882.80	-8029.38	7242.69	-138.29	77.73
496	305	SX40	SLU_ENV_NL	Min	-140.66	-4625.29	4858.38	-407.80	-80.79
496	305	SX27	SLU_ENV_NL	Min	506.35	-3495.95	-10124.54	-1133.47	-80.79
496	305	SX28	SLU_ENV_NL	Min	-27500.96	-8778.53	-9526.55	-1133.47	12.88
496	305	SX41	SLU_ENV_NL	Min	-20955.47	-8612.68	5456.37	-407.80	12.88
496	305	SX40	SLE_NL	Max	-104.09	-3422.72	5385.99	-301.77	-16.56
496	305	SX27	SLE_NL	Max	753.10	-2433.34	-4749.78	-465.55	-16.56
496	305	SX28	SLE_NL	Max	-15406.53	-5173.32	-4776.18	-465.55	9.53
496	305	SX41	SLE_NL	Max	-15507.05	-5941.74	5359.59	-301.77	9.53
496	305	SX40	SLE_NL	Min	-104.09	-3422.72	5385.99	-301.77	-16.56
496	305	SX27	SLE_NL	Min	753.10	-2433.34	-4749.78	-465.55	-16.56
496	305	SX28	SLE_NL	Min	-15406.53	-5173.32	-4776.18	-465.55	9.53
496	305	SX41	SLE_NL	Min	-15507.05	-5941.74	5359.59	-301.77	9.53
497	306	SX41	SLU_ENV_NL	Max	-9173.83	-5052.10	4884.56	-676.69	-30.36
497	306	SX28	SLU_ENV_NL	Max	-10891.00	-4021.57	-4084.01	-1614.07	-30.36
497	306	SX29	SLU_ENV_NL	Max	-65184.21	-18650.14	-4556.49	-1614.07	157.65
497	306	SX42	SLU_ENV_NL	Max	-69939.71	-21050.28	4412.08	-676.69	157.65
497	306	SX41	SLU_ENV_NL	Min	-16361.35	-6641.96	3030.66	-1325.53	-148.60
497	306	SX28	SLU_ENV_NL	Min	-15167.97	-5126.53	-7092.02	-2850.65	-148.60
497	306	SX29	SLU_ENV_NL	Min	-83390.78	-23721.30	-6099.74	-2850.65	10.28
497	306	SX42	SLU_ENV_NL	Min	-70390.38	-21533.93	4022.93	-1325.53	10.28
497	306	SX41	SLE_NL	Max	-12107.40	-4915.05	3614.57	-980.90	-22.47
497	306	SX28	SLE_NL	Max	-8059.34	-2975.96	-3022.17	-1194.41	-22.47
497	306	SX29	SLE_NL	Max	-48236.31	-13801.11	-3371.80	-1194.41	7.61
497	306	SX42	SLE_NL	Max	-51755.38	-15577.20	3264.94	-980.90	7.61
497	306	SX41	SLE_NL	Min	-12107.40	-4915.05	3614.57	-980.90	-22.47
497	306	SX28	SLE_NL	Min	-8059.34	-2975.96	-3022.17	-1194.41	-22.47
497	306	SX29	SLE_NL	Min	-48236.31	-13801.11	-3371.80	-1194.41	7.61
497	306	SX42	SLE_NL	Min	-51755.38	-15577.20	3264.94	-980.90	7.61
498	307	SX42	SLU_ENV_NL	Max	-250441.07	-75133.97	-393.31	2451.47	-112.60
498	307	SX29	SLU_ENV_NL	Max	-249976.86	-74154.65	213.70	1957.41	-112.60
498	307	SX30	SLU_ENV_NL	Max	195502.63	58687.13	1231.79	1957.41	320.63
498	307	SX43	SLU_ENV_NL	Max	195959.48	57887.54	982.91	2451.47	320.63
498	307	SX42	SLU_ENV_NL	Min	-264466.56	-79704.82	-1173.40	2212.12	-327.74
498	307	SX29	SLU_ENV_NL	Min	-267239.44	-78927.86	-924.51	1696.71	-327.74
498	307	SX30	SLU_ENV_NL	Min	180745.01	55115.06	387.33	1696.71	106.20
498	307	SX43	SLU_ENV_NL	Min	184019.83	54290.99	-219.68	2212.12	106.20
498	307	SX42	SLE_NL	Max	-185326.39	-55599.14	-291.05	1814.09	-242.53
498	307	SX29	SLE_NL	Max	-184982.87	-54874.44	158.14	1255.56	-242.53
498	307	SX30	SLE_NL	Max	144671.95	43428.47	286.63	1255.56	237.26



Autorità Portuale di Taranto
Interventi per il dragaggio di 2,3 M m³ di sedimenti in area Molo Polisettoriale e per la realizzazione di un primo lotto della cassa di colmata funzionale all'ampliamento del V Sporgente del Porto di Taranto

Allegati alla relazione di calcolo strutturale allineamento "BC"

Data 05/2016
Rev. B
c.d.c.: C296A
514B



498	307	SX43	SLE_NL	Max	145010.02	42836.78	-162.56	1814.09	237.26
498	307	SX42	SLE_NL	Min	-185326.39	-55599.14	-291.05	1814.09	-242.53
498	307	SX29	SLE_NL	Min	-184982.87	-54874.44	158.14	1255.56	-242.53
498	307	SX30	SLE_NL	Min	144671.95	43428.47	286.63	1255.56	237.26
498	307	SX43	SLE_NL	Min	145010.02	42836.78	-162.56	1814.09	237.26
499	839	DX197	SLU_ENV_NL	Max	8774.53	133.10	8393.78	1803.15	421.11
499	839	DX184	SLU_ENV_NL	Max	47933.28	13352.54	1655.63	7869.17	421.11
499	839	DX185	SLU_ENV_NL	Max	276434.90	83524.80	364.16	7869.17	-228.64
499	839	DX198	SLU_ENV_NL	Max	220294.72	65028.01	3441.59	1803.15	-228.64
499	839	DX197	SLU_ENV_NL	Min	-6713.33	-3579.86	3984.96	1553.59	187.33
499	839	DX184	SLU_ENV_NL	Min	1858.13	1251.69	139.01	4574.49	187.33
499	839	DX185	SLU_ENV_NL	Min	155241.29	47689.90	-4813.18	4574.49	-526.83
499	839	DX198	SLU_ENV_NL	Min	137725.01	40128.38	2693.49	1553.59	-526.83
499	839	DX197	SLE_NL	Max	-4967.86	-2649.10	2948.87	1334.33	138.62
499	839	DX184	SLE_NL	Max	1375.01	926.25	1225.17	3385.12	138.62
499	839	DX185	SLE_NL	Max	114878.55	35290.53	269.48	3385.12	-169.19
499	839	DX198	SLE_NL	Max	101916.50	29695.00	1993.18	1334.33	-169.19
499	839	DX197	SLE_NL	Min	-4967.86	-2649.10	2948.87	1334.33	138.62
499	839	DX184	SLE_NL	Min	1375.01	926.25	1225.17	3385.12	138.62
499	839	DX185	SLE_NL	Min	114878.55	35290.53	269.48	3385.12	-169.19
499	839	DX198	SLE_NL	Min	101916.50	29695.00	1993.18	1334.33	-169.19
500	308	SX45	SLU_ENV_NL	Max	-60203.71	-19049.55	-306.79	44.12	788.28
500	308	SX32	SLU_ENV_NL	Max	-60786.54	-17149.02	-339.06	1604.90	788.28
500	308	SX33	SLU_ENV_NL	Max	63277.26	20324.13	223.58	1604.90	-405.59
500	308	SX46	SLU_ENV_NL	Max	62039.23	17070.98	46.61	44.12	-405.59
500	308	SX45	SLU_ENV_NL	Min	-80976.06	-25603.75	-740.60	-261.36	389.83
500	308	SX32	SLU_ENV_NL	Min	-82233.13	-22673.87	-393.95	971.17	389.83
500	308	SX33	SLU_ENV_NL	Min	48868.19	15620.08	14.34	971.17	-813.00
500	308	SX46	SLU_ENV_NL	Min	48175.51	13579.24	-123.07	-261.36	-813.00
500	308	SX45	SLE_NL	Max	-44550.74	-14096.67	-227.02	32.65	288.47
500	308	SX32	SLE_NL	Max	-44982.04	-12690.28	-250.90	718.66	288.47
500	308	SX33	SLE_NL	Max	36162.46	11558.86	10.61	718.66	-300.13
500	308	SX46	SLE_NL	Max	35649.88	10048.64	34.49	32.65	-300.13
500	308	SX45	SLE_NL	Min	-44550.74	-14096.67	-227.02	32.65	288.47
500	308	SX32	SLE_NL	Min	-44982.04	-12690.28	-250.90	718.66	288.47
500	308	SX33	SLE_NL	Min	36162.46	11558.86	10.61	718.66	-300.13
500	308	SX46	SLE_NL	Min	35649.88	10048.64	34.49	32.65	-300.13
501	309	SX46	SLU_ENV_NL	Max	63109.46	17403.19	113.48	305.74	-405.59
501	309	SX33	SLU_ENV_NL	Max	64367.47	20640.05	-14.24	-971.19	-405.59
501	309	SX34	SLU_ENV_NL	Max	-60787.07	-17149.16	388.22	-971.19	838.99
501	309	SX47	SLU_ENV_NL	Max	-60204.56	-19049.78	736.38	305.74	838.99
501	309	SX46	SLU_ENV_NL	Min	48175.22	13579.15	-46.49	-44.12	-863.33
501	309	SX33	SLU_ENV_NL	Min	48868.26	15620.11	-234.67	-1678.32	-863.33
501	309	SX34	SLU_ENV_NL	Min	-84301.46	-23320.69	338.94	-1678.32	389.83
501	309	SX47	SLU_ENV_NL	Min	-82979.95	-26172.85	306.69	-44.12	389.83
501	309	SX46	SLE_NL	Max	35649.67	10048.57	-34.40	-32.65	-300.14
501	309	SX33	SLE_NL	Max	36162.51	11558.88	-10.54	-718.68	-300.14
501	309	SX34	SLE_NL	Max	-44982.43	-12690.38	250.82	-718.68	288.48
501	309	SX47	SLE_NL	Max	-44551.37	-14096.84	226.95	-32.65	288.48
501	309	SX46	SLE_NL	Min	35649.67	10048.57	-34.40	-32.65	-300.14
501	309	SX33	SLE_NL	Min	36162.51	11558.88	-10.54	-718.68	-300.14
501	309	SX34	SLE_NL	Min	-44982.43	-12690.38	250.82	-718.68	288.48
501	309	SX47	SLE_NL	Min	-44551.37	-14096.84	226.95	-32.65	288.48
502	840	DX183	SLU_ENV_NL	Max	-744.88	-1128.39	7576.40	633.42	1.49
502	840	DX170	SLU_ENV_NL	Max	1421.28	2527.35	2145.30	601.19	1.49
502	840	DX171	SLU_ENV_NL	Max	29979.94	12851.89	2061.24	601.19	-12.57
502	840	DX184	SLU_ENV_NL	Max	26806.21	8429.45	7335.49	633.42	-12.57
502	840	DX183	SLU_ENV_NL	Min	-2274.25	-2042.73	3292.57	-60.28	-17.41
502	840	DX170	SLU_ENV_NL	Min	698.23	1566.56	-1460.25	80.84	-17.41
502	840	DX171	SLU_ENV_NL	Min	1281.31	1969.14	-1701.17	80.84	-19.69
502	840	DX184	SLU_ENV_NL	Min	-368.19	-795.72	3208.51	-60.28	-19.69
502	840	DX183	SLE_NL	Max	-551.21	-835.01	2436.50	-44.61	1.10
502	840	DX170	SLE_NL	Max	516.69	1159.26	1587.52	59.82	1.10
502	840	DX171	SLE_NL	Max	948.17	1457.17	1525.32	59.82	-14.57
502	840	DX184	SLE_NL	Max	-272.46	-588.84	2374.29	-44.61	-14.57
502	840	DX183	SLE_NL	Min	-551.21	-835.01	2436.50	-44.61	1.10
502	840	DX170	SLE_NL	Min	516.69	1159.26	1587.52	59.82	1.10
502	840	DX171	SLE_NL	Min	948.17	1457.17	1525.32	59.82	-14.57
502	840	DX184	SLE_NL	Min	-272.46	-588.84	2374.29	-44.61	-14.57
503	310	SX49	SLU_ENV_NL	Max	195959.60	57887.59	219.41	-2211.30	320.62
503	310	SX36	SLU_ENV_NL	Max	195501.82	58686.89	-387.62	-1696.72	320.62
503	310	SX37	SLU_ENV_NL	Max	-249977.86	-74154.93	924.37	-1696.72	-122.10
503	310	SX50	SLU_ENV_NL	Max	-250441.13	-75133.96	1172.21	-2211.30	-122.10
503	310	SX49	SLU_ENV_NL	Min	182784.43	53928.99	-981.38	-2451.46	115.77
503	310	SX36	SLU_ENV_NL	Min	179505.45	54737.28	-1229.21	-1934.39	115.77
503	310	SX37	SLU_ENV_NL	Min	-265909.77	-78531.66	-213.42	-1934.39	-327.73
503	310	SX50	SLU_ENV_NL	Min	-263144.06	-79307.01	393.61	-2451.46	-327.73
503	310	SX49	SLE_NL	Max	145010.10	42836.81	162.36	-1814.08	237.26
503	310	SX36	SLE_NL	Max	144671.35	43428.30	-286.84	-1255.57	237.26
503	310	SX37	SLE_NL	Max	-184983.62	-54874.65	-157.93	-1255.57	-242.52
503	310	SX50	SLE_NL	Max	-185326.43	-55599.13	291.27	-1814.08	-242.52



Autorità Portuale di Taranto
Interventi per il dragaggio di 2,3 M m³ di sedimenti in area Molo Polisettoriale e per la realizzazione di un primo lotto della cassa di colmata funzionale all'ampliamento del V Sporgente del Porto di Taranto

Allegati alla relazione di calcolo strutturale allineamento "BC"

Data 05/2016
Rev. B
c.d.c.: C296A
514B



503	310	SX49	SLE_NL	Min	145010.10	42836.81	162.36	-1814.08	237.26
503	310	SX36	SLE_NL	Min	144671.35	43428.30	-286.84	-1255.57	237.26
503	310	SX37	SLE_NL	Min	-184983.62	-54874.65	-157.93	-1255.57	-242.52
503	310	SX50	SLE_NL	Min	-185326.43	-55599.13	291.27	-1814.08	-242.52
504	311	SX182	SLU_ENV_NL	Max	-94.61	1225.47	6782.96	372.49	-11.08
504	311	SX195	SLU_ENV_NL	Max	78.42	-700.78	-797.84	216.01	-11.08
504	311	SX194	SLU_ENV_NL	Max	-10007.62	-3932.96	-910.01	216.01	1.48
504	311	SX181	SLU_ENV_NL	Max	-10666.04	-2147.22	6830.57	372.49	1.48
504	311	SX182	SLU_ENV_NL	Min	-1666.74	-4640.76	-1861.80	253.84	-22.01
504	311	SX195	SLU_ENV_NL	Min	-3001.53	-7727.69	-1783.37	188.58	-22.01
504	311	SX194	SLU_ENV_NL	Min	-16741.20	-10166.01	-1735.77	188.58	-1.29
504	311	SX181	SLU_ENV_NL	Min	-15405.42	-7092.83	-1973.97	253.84	-1.29
504	311	SX182	SLE_NL	Max	-70.01	906.85	-1377.73	187.84	-8.20
504	311	SX195	SLE_NL	Max	58.03	-518.58	-590.40	139.55	-8.20
504	311	SX194	SLE_NL	Max	-7405.64	-2910.39	-673.41	139.55	-0.95
504	311	SX181	SLE_NL	Max	-7892.87	-1588.94	-1460.74	187.84	-0.95
504	311	SX182	SLE_NL	Min	-70.01	906.85	-1377.73	187.84	-8.20
504	311	SX195	SLE_NL	Min	58.03	-518.58	-590.40	139.55	-8.20
504	311	SX194	SLE_NL	Min	-7405.64	-2910.39	-673.41	139.55	-0.95
504	311	SX181	SLE_NL	Min	-7892.87	-1588.94	-1460.74	187.84	-0.95
505	312	SX181	SLU_ENV_NL	Max	-10985.23	-2247.17	11739.78	1083.10	-24.36
505	312	SX194	SLU_ENV_NL	Max	-11031.67	-4235.99	-1135.52	671.26	-24.36
505	312	SX193	SLU_ENV_NL	Max	-41808.24	-13573.32	-1216.91	671.26	35.98
505	312	SX180	SLU_ENV_NL	Max	-42108.39	-11702.09	10172.08	1083.10	35.98
505	312	SX181	SLU_ENV_NL	Min	-26566.25	-10444.76	-1763.35	782.33	-25.82
505	312	SX194	SLU_ENV_NL	Min	-14352.61	-9445.76	-6586.09	543.38	-25.82
505	312	SX193	SLU_ENV_NL	Min	-53485.25	-17617.44	-8153.79	543.38	11.50
505	312	SX180	SLU_ENV_NL	Min	-69348.55	-19665.82	-1844.74	782.33	11.50
505	312	SX181	SLE_NL	Max	-8129.07	-1662.90	-1304.88	578.92	-18.03
505	312	SX194	SLE_NL	Max	-8163.43	-3134.63	-840.29	402.10	-18.03
505	312	SX193	SLE_NL	Max	-30938.10	-10044.26	-900.51	402.10	8.51
505	312	SX180	SLE_NL	Max	-31160.21	-8659.54	-1365.11	578.92	8.51
505	312	SX181	SLE_NL	Min	-8129.07	-1662.90	-1304.88	578.92	-18.03
505	312	SX194	SLE_NL	Min	-8163.43	-3134.63	-840.29	402.10	-18.03
505	312	SX193	SLE_NL	Min	-30938.10	-10044.26	-900.51	402.10	8.51
505	312	SX180	SLE_NL	Min	-31160.21	-8659.54	-1365.11	578.92	8.51
506	313	SX27	SLU_ENV_NL	Max	3837.70	-478.77	-6837.09	715.92	-139.67
506	313	SX14	SLU_ENV_NL	Max	-1366.78	-539.83	-7552.63	-1554.78	-139.67
506	313	SX15	SLU_ENV_NL	Max	-30439.77	-9127.94	-6806.05	-1554.78	264.49
506	313	SX28	SLU_ENV_NL	Max	-22303.13	-7907.76	-6090.51	715.92	264.49
506	313	SX27	SLU_ENV_NL	Min	3069.02	-1133.82	-10471.00	231.17	-260.18
506	313	SX14	SLU_ENV_NL	Min	-2618.19	-544.97	-12081.36	-2578.11	-260.18
506	313	SX15	SLU_ENV_NL	Min	-44544.65	-12814.96	-10865.93	-2578.11	144.80
506	313	SX28	SLU_ENV_NL	Min	-30834.58	-11148.22	-9255.57	231.17	144.80
506	313	SX27	SLE_NL	Max	2271.08	-354.29	-5059.45	171.06	-103.36
506	313	SX14	SLE_NL	Max	-1011.42	-399.48	-5588.95	-1150.54	-103.36
506	313	SX15	SLE_NL	Max	-22525.43	-6754.68	-5036.48	-1150.54	107.15
506	313	SX28	SLE_NL	Max	-16504.31	-5851.74	-4506.98	171.06	107.15
506	313	SX27	SLE_NL	Min	2271.08	-354.29	-5059.45	171.06	-103.36
506	313	SX14	SLE_NL	Min	-1011.42	-399.48	-5588.95	-1150.54	-103.36
506	313	SX15	SLE_NL	Min	-22525.43	-6754.68	-5036.48	-1150.54	107.15
506	313	SX28	SLE_NL	Min	-16504.31	-5851.74	-4506.98	171.06	107.15
507	314	SX28	SLU_ENV_NL	Max	-7389.78	-3341.43	-6293.61	1555.06	-284.67
507	314	SX15	SLU_ENV_NL	Max	-39075.44	-11810.97	-6662.97	-4225.18	-284.67
507	314	SX16	SLU_ENV_NL	Max	-116372.45	-34916.40	-2753.63	-4225.18	670.31
507	314	SX29	SLU_ENV_NL	Max	-69442.84	-21855.02	-2384.27	1555.06	670.31
507	314	SX28	SLU_ENV_NL	Min	-7707.98	-4041.01	-9977.59	427.76	-524.60
507	314	SX15	SLU_ENV_NL	Min	-61322.54	-18017.55	-10251.70	-6927.28	-524.60
507	314	SX16	SLU_ENV_NL	Min	-173974.18	-51740.21	-3508.33	-6927.28	370.79
507	314	SX29	SLU_ENV_NL	Min	-92195.08	-29287.84	-3234.22	427.76	370.79
507	314	SX28	SLE_NL	Max	-5468.44	-2472.66	-4657.27	316.54	-210.65
507	314	SX15	SLE_NL	Max	-28915.82	-8740.11	-4930.59	-3126.64	-210.65
507	314	SX16	SLE_NL	Max	-86115.61	-25838.14	-2037.69	-3126.64	274.39
507	314	SX29	SLE_NL	Max	-51387.70	-16172.71	-1764.36	316.54	274.39
507	314	SX28	SLE_NL	Min	-5468.44	-2472.66	-4657.27	316.54	-210.65
507	314	SX15	SLE_NL	Min	-28915.82	-8740.11	-4930.59	-3126.64	-210.65
507	314	SX16	SLE_NL	Min	-86115.61	-25838.14	-2037.69	-3126.64	274.39
507	314	SX29	SLE_NL	Min	-51387.70	-16172.71	-1764.36	316.54	274.39
508	315	SX29	SLU_ENV_NL	Max	-250299.77	-75970.26	-2119.90	2449.33	200.51
508	315	SX16	SLU_ENV_NL	Max	-258141.77	-77589.03	-3011.11	2313.48	200.51
508	315	SX17	SLU_ENV_NL	Max	186439.71	56659.00	3017.14	2313.48	332.74
508	315	SX30	SLU_ENV_NL	Max	195211.60	58456.27	3618.73	2449.33	332.74
508	315	SX29	SLU_ENV_NL	Min	-268167.94	-81984.67	-3049.70	1856.68	-319.09
508	315	SX16	SLU_ENV_NL	Min	-278646.97	-83237.07	-3651.29	1690.54	-319.09
508	315	SX17	SLU_ENV_NL	Min	169718.32	51927.92	2139.13	1690.54	-191.90
508	315	SX30	SLU_ENV_NL	Min	180070.56	52828.71	3030.34	1856.68	-191.90
508	315	SX29	SLE_NL	Max	-185221.83	-56217.99	-1568.73	1812.51	-236.12
508	315	SX16	SLE_NL	Max	-191024.91	-57415.89	-2228.22	1251.00	-236.12
508	315	SX17	SLE_NL	Max	137965.39	41927.66	1582.96	1251.00	246.23
508	315	SX30	SLE_NL	Max	144456.59	43257.64	2242.45	1812.51	246.23
508	315	SX29	SLE_NL	Min	-185221.83	-56217.99	-1568.73	1812.51	-236.12



Autorità Portuale di Taranto
Interventi per il dragaggio di 2,3 M m³ di sedimenti in area Molo Polisettoriale e per la realizzazione di un primo lotto della cassa di colmata funzionale all'ampliamento del V Sporgente del Porto di Taranto

Allegati alla relazione di calcolo strutturale allineamento "BC"

Data 05/2016
Rev. B
c.d.c.: C296A
514B



508	315	SX16	SLE_NL	Min	-191024.91	-57415.89	-2228.22	1251.00	-236.12
508	315	SX17	SLE_NL	Min	137965.39	41927.66	1582.96	1251.00	246.23
508	315	SX30	SLE_NL	Min	144456.59	43257.64	2242.45	1812.51	246.23
509	841	DX184	SLU_ENV_NL	Max	49998.60	15504.17	1617.40	8968.78	1.34
509	841	DX171	SLU_ENV_NL	Max	51062.79	19059.75	8015.27	3479.95	1.34
509	841	DX172	SLU_ENV_NL	Max	248081.82	75975.00	9439.30	3479.95	671.30
509	841	DX185	SLU_ENV_NL	Max	274184.33	80755.67	1067.76	8968.78	671.30
509	841	DX184	SLU_ENV_NL	Min	-433.20	-818.16	-2336.41	3282.12	-667.21
509	841	DX171	SLU_ENV_NL	Min	4422.97	2914.57	3691.29	51.02	-667.21
509	841	DX172	SLU_ENV_NL	Min	163428.94	50137.36	3141.65	51.02	-28.35
509	841	DX185	SLU_ENV_NL	Min	156334.48	45765.98	-912.37	3282.12	-28.35
509	841	DX184	SLE_NL	Max	-320.57	-605.44	1196.88	2428.77	0.99
509	841	DX171	SLE_NL	Max	3273.00	2156.79	2731.55	2575.16	0.99
509	841	DX172	SLE_NL	Max	120937.41	37101.65	2324.82	2575.16	-20.98
509	841	DX185	SLE_NL	Max	115687.52	33866.82	790.14	2428.77	-20.98
509	841	DX184	SLE_NL	Min	-320.57	-605.44	1196.88	2428.77	0.99
509	841	DX171	SLE_NL	Min	3273.00	2156.79	2731.55	2575.16	0.99
509	841	DX172	SLE_NL	Min	120937.41	37101.65	2324.82	2575.16	-20.98
509	841	DX185	SLE_NL	Min	115687.52	33866.82	790.14	2428.77	-20.98
510	316	SX32	SLU_ENV_NL	Max	-61949.93	-19497.96	-459.93	-562.80	1205.78
510	316	SX19	SLU_ENV_NL	Max	-63717.85	-18287.08	-529.26	2116.53	1205.78
510	316	SX20	SLU_ENV_NL	Max	64881.97	21108.45	22.65	2116.53	-936.70
510	316	SX33	SLU_ENV_NL	Max	63122.15	17471.80	273.14	-562.80	-936.70
510	316	SX32	SLU_ENV_NL	Min	-84376.86	-27484.36	-467.54	-725.51	925.13
510	316	SX19	SLU_ENV_NL	Min	-86339.70	-24383.22	-884.42	1607.13	925.13
510	316	SX20	SLU_ENV_NL	Min	49782.74	15615.01	-151.34	1607.13	-1232.72
510	316	SX33	SLU_ENV_NL	Min	48820.55	13932.28	84.37	-725.51	-1232.72
510	316	SX32	SLE_NL	Max	-45842.95	-14428.49	-345.98	-416.47	684.60
510	316	SX19	SLE_NL	Max	-47151.21	-13532.44	-391.65	1189.28	684.60
510	316	SX20	SLE_NL	Max	36839.22	11555.11	16.76	1189.28	-693.15
510	316	SX33	SLE_NL	Max	36127.21	10309.89	62.44	-416.47	-693.15
510	316	SX32	SLE_NL	Min	-45842.95	-14428.49	-345.98	-416.47	684.60
510	316	SX19	SLE_NL	Min	-47151.21	-13532.44	-391.65	1189.28	684.60
510	316	SX20	SLE_NL	Min	36839.22	11555.11	16.76	1189.28	-693.15
510	316	SX33	SLE_NL	Min	36127.21	10309.89	62.44	-416.47	-693.15
511	317	SX33	SLU_ENV_NL	Max	64257.39	17825.50	-84.46	779.48	-936.71
511	317	SX20	SLU_ENV_NL	Max	65950.96	21416.02	116.49	-1607.17	-936.71
511	317	SX21	SLU_ENV_NL	Max	-63718.74	-18287.37	908.58	-1607.17	1265.47
511	317	SX34	SLU_ENV_NL	Max	-61950.49	-19498.14	480.16	779.48	1265.47
511	317	SX33	SLU_ENV_NL	Min	48820.65	13932.32	-311.93	562.82	-1291.74
511	317	SX20	SLU_ENV_NL	Min	49782.57	15614.96	-22.72	-2200.95	-1291.74
511	317	SX21	SLU_ENV_NL	Min	-88588.07	-25096.48	529.36	-2200.95	925.14
511	317	SX34	SLU_ENV_NL	Min	-86462.82	-28077.62	467.62	562.82	925.14
511	317	SX33	SLE_NL	Max	36127.28	10309.91	-62.50	416.49	-693.16
511	317	SX20	SLE_NL	Max	36839.10	11555.07	-16.81	-1189.31	-693.16
511	317	SX21	SLE_NL	Max	-47151.87	-13532.65	391.73	-1189.31	684.61
511	317	SX34	SLE_NL	Max	-45843.36	-14428.63	346.04	416.49	684.61
511	317	SX33	SLE_NL	Min	36127.28	10309.91	-62.50	416.49	-693.16
511	317	SX20	SLE_NL	Min	36839.10	11555.07	-16.81	-1189.31	-693.16
511	317	SX21	SLE_NL	Min	-47151.87	-13532.65	391.73	-1189.31	684.61
511	317	SX34	SLE_NL	Min	-45843.36	-14428.63	346.04	416.49	684.61
512	842	DX170	SLU_ENV_NL	Max	15.79	-2079.04	2104.20	952.75	-2.25
512	842	DX157	SLU_ENV_NL	Max	1022.05	2403.19	1190.70	136.20	-2.25
512	842	DX158	SLU_ENV_NL	Max	25027.73	9133.73	1193.99	136.20	42.47
512	842	DX171	SLU_ENV_NL	Max	26848.88	3922.79	2107.50	952.75	42.47
512	842	DX170	SLU_ENV_NL	Min	-528.23	-3665.36	-1635.09	-33.30	-80.06
512	842	DX157	SLU_ENV_NL	Min	333.20	927.24	708.06	70.59	-80.06
512	842	DX158	SLU_ENV_NL	Min	1216.72	1374.56	950.10	70.59	-17.84
512	842	DX171	SLU_ENV_NL	Min	328.83	-1648.38	-1393.06	-33.30	-17.84
512	842	DX170	SLE_NL	Max	-390.89	-1538.49	1557.11	-24.65	-1.67
512	842	DX157	SLE_NL	Max	246.57	686.15	881.12	52.23	-1.67
512	842	DX158	SLE_NL	Max	900.37	1017.17	883.55	52.23	-13.20
512	842	DX171	SLE_NL	Max	243.33	-1219.80	1559.55	-24.65	-13.20
512	842	DX170	SLE_NL	Min	-390.89	-1538.49	1557.11	-24.65	-1.67
512	842	DX157	SLE_NL	Min	246.57	686.15	881.12	52.23	-1.67
512	842	DX158	SLE_NL	Min	900.37	1017.17	883.55	52.23	-13.20
512	842	DX171	SLE_NL	Min	243.33	-1219.80	1559.55	-24.65	-13.20
513	318	SX36	SLU_ENV_NL	Max	195210.77	58456.00	-3029.99	-1864.32	332.79
513	318	SX23	SLU_ENV_NL	Max	186439.98	56659.07	-2138.79	-1690.48	332.79
513	318	SX24	SLU_ENV_NL	Max	-258141.51	-77588.98	3664.01	-1690.48	183.65
513	318	SX37	SLU_ENV_NL	Max	-250300.77	-75970.57	3065.90	-1864.32	183.65
513	318	SX36	SLU_ENV_NL	Min	178825.92	52460.81	-3632.39	-2449.39	-174.84
513	318	SX23	SLU_ENV_NL	Min	168405.81	51524.92	-3034.28	-2281.65	-174.84
513	318	SX24	SLU_ENV_NL	Min	-277344.24	-82847.38	3010.74	-2281.65	-319.14
513	318	SX37	SLU_ENV_NL	Min	-266827.51	-81579.41	2119.54	-2449.39	-319.14
513	318	SX36	SLE_NL	Max	144455.97	43257.44	-2242.20	-1812.55	246.27
513	318	SX23	SLE_NL	Max	137965.59	41927.71	-1582.70	-1250.95	246.27
513	318	SX24	SLE_NL	Max	-191024.71	-57415.85	2227.95	-1250.95	236.16
513	318	SX37	SLE_NL	Max	-185222.57	-56218.22	1568.46	-1812.55	-236.16
513	318	SX36	SLE_NL	Min	144455.97	43257.44	-2242.20	-1812.55	246.27
513	318	SX23	SLE_NL	Min	137965.59	41927.71	-1582.70	-1250.95	246.27



Autorità Portuale di Taranto
Interventi per il dragaggio di 2,3 M m³ di sedimenti in area Molo Polisettoriale e per la realizzazione di un primo lotto della cassa di colmata funzionale all'ampliamento del V Sporgente del Porto di Taranto

Allegati alla relazione di calcolo strutturale allineamento "BC"

Data 05/2016
Rev. B
c.d.c.: C296A
514B



513	318	SX24	SLE_NL	Min	-191024.71	-57415.85	2227.95	-1250.95	-236.16
513	318	SX37	SLE_NL	Min	-185222.57	-56218.22	1568.46	-1812.55	-236.16
514	319	SX195	SLU_ENV_NL	Max	566.45	2778.78	-869.37	356.59	-14.80
514	319	SX208	SLU_ENV_NL	Max	2412.57	1667.59	-817.12	197.17	-14.80
514	319	SX207	SLU_ENV_NL	Max	-9508.03	-1904.30	-825.75	197.17	9.12
514	319	SX194	SLU_ENV_NL	Max	-9196.11	-1312.41	-878.00	356.59	9.12
514	319	SX195	SLU_ENV_NL	Min	-48.13	1316.13	-1594.05	273.22	-18.82
514	319	SX208	SLU_ENV_NL	Min	-427.87	-1214.47	-1810.25	130.34	-18.82
514	319	SX207	SLU_ENV_NL	Min	-9605.41	-3946.56	-2228.79	130.34	2.62
514	319	SX194	SLU_ENV_NL	Min	-13886.57	-1618.08	-2012.59	273.22	2.62
514	319	SX195	SLE_NL	Max	419.18	973.94	-643.33	202.18	-13.93
514	319	SX208	SLE_NL	Max	-316.63	-898.71	-604.67	96.45	-13.93
514	319	SX207	SLE_NL	Max	-7035.94	-2920.46	-611.05	96.45	1.94
514	319	SX194	SLE_NL	Max	-6805.12	-1197.38	-649.72	202.18	1.94
514	319	SX195	SLE_NL	Min	419.18	973.94	-643.33	202.18	-13.93
514	319	SX208	SLE_NL	Min	-316.63	-898.71	-604.67	96.45	-13.93
514	319	SX207	SLE_NL	Min	-7035.94	-2920.46	-611.05	96.45	1.94
514	319	SX194	SLE_NL	Min	-6805.12	-1197.38	-649.72	202.18	1.94
515	320	SX194	SLU_ENV_NL	Max	-10791.92	-852.27	-929.34	1055.00	-31.83
515	320	SX207	SLU_ENV_NL	Max	-5066.93	-536.53	2704.46	603.91	-31.83
515	320	SX206	SLU_ENV_NL	Max	-33668.06	-11226.37	1774.69	603.91	35.87
515	320	SX193	SLU_ENV_NL	Max	-40658.54	-11074.94	-1583.20	1055.00	35.87
515	320	SX194	SLU_ENV_NL	Min	-12332.04	-2102.88	-6963.27	842.18	-37.19
515	320	SX207	SLU_ENV_NL	Min	-6805.94	-3129.88	-748.13	372.78	-37.19
515	320	SX206	SLU_ENV_NL	Min	-42824.35	-13737.71	-1401.99	372.78	33.26
515	320	SX193	SLU_ENV_NL	Min	-52032.42	-14632.91	-7893.04	842.18	33.26
515	320	SX194	SLE_NL	Max	-7986.02	-1556.13	-687.71	623.21	-27.52
515	320	SX207	SLE_NL	Max	-5036.39	-2316.11	-553.62	275.86	-27.52
515	320	SX206	SLE_NL	Max	-24914.37	-8307.51	-1037.47	275.86	24.61
515	320	SX193	SLE_NL	Max	-30087.32	-8195.46	-1171.57	623.21	24.61
515	320	SX194	SLE_NL	Min	-7986.02	-1556.13	-687.71	623.21	-27.52
515	320	SX207	SLE_NL	Min	-5036.39	-2316.11	-553.62	275.86	-27.52
515	320	SX206	SLE_NL	Min	-24914.37	-8307.51	-1037.47	275.86	24.61
515	320	SX193	SLE_NL	Min	-30087.32	-8195.46	-1171.57	623.21	24.61
516	321	SX14	SLU_ENV_NL	Max	1981.28	5537.85	-7535.25	-469.34	-54.05
516	321	SX1	SLU_ENV_NL	Max	-2531.62	4578.58	2718.29	-1193.73	-54.05
516	321	SX2	SLU_ENV_NL	Max	-37868.09	-9340.83	3724.03	-1193.73	106.20
516	321	SX15	SLU_ENV_NL	Max	-31657.62	-8090.41	-6946.59	-469.34	106.20
516	321	SX14	SLU_ENV_NL	Min	1413.86	3631.95	-12074.52	-615.78	-93.71
516	321	SX1	SLU_ENV_NL	Min	-4684.55	3061.57	1223.03	-1870.85	-93.71
516	321	SX2	SLU_ENV_NL	Min	-57838.57	-14411.51	1811.69	-1870.85	61.33
516	321	SX15	SLU_ENV_NL	Min	-47148.77	-12246.60	-11068.78	-615.78	61.33
516	321	SX14	SLE_NL	Max	1046.26	2687.64	-5576.09	-347.31	-40.00
516	321	SX1	SLE_NL	Max	-1873.40	2265.57	905.04	-883.36	-40.00
516	321	SX2	SLE_NL	Max	-28022.39	-6912.21	1340.65	-883.36	45.39
516	321	SX15	SLE_NL	Max	-23426.64	-5986.90	-5140.48	-347.31	45.39
516	321	SX14	SLE_NL	Min	1046.26	2687.64	-5576.09	-347.31	-40.00
516	321	SX1	SLE_NL	Min	-1873.40	2265.57	905.04	-883.36	-40.00
516	321	SX2	SLE_NL	Min	-28022.39	-6912.21	1340.65	-883.36	45.39
516	321	SX15	SLE_NL	Min	-23426.64	-5986.90	-5140.48	-347.31	45.39
517	322	SX15	SLU_ENV_NL	Max	-33825.13	-8702.87	-5485.39	-1552.77	-115.53
517	322	SX2	SLU_ENV_NL	Max	-41990.35	-10615.30	815.19	-3349.62	-115.53
517	322	SX3	SLU_ENV_NL	Max	-134734.22	-39481.07	2649.39	-3349.62	235.75
517	322	SX16	SLU_ENV_NL	Max	-120978.93	-35878.44	-4387.41	-1552.77	235.75
517	322	SX15	SLU_ENV_NL	Min	-52284.27	-13722.17	-8162.23	-2138.72	-199.04
517	322	SX2	SLU_ENV_NL	Min	-65705.07	-16836.54	349.70	-5225.24	-199.04
517	322	SX3	SLU_ENV_NL	Min	-205702.25	-60440.49	1447.67	-5225.24	137.59
517	322	SX16	SLU_ENV_NL	Min	-182514.81	-54376.79	-6328.03	-2138.72	137.59
517	322	SX15	SLE_NL	Max	-25030.60	-6440.12	-4059.19	-1149.05	-85.49
517	322	SX2	SLE_NL	Max	-31072.86	-7855.32	258.77	-2478.72	-85.49
517	322	SX3	SLE_NL	Max	-99703.32	-29215.99	1071.28	-2478.72	101.82
517	322	SX16	SLE_NL	Max	-89524.41	-26550.04	-3246.68	-1149.05	101.82
517	322	SX15	SLE_NL	Min	-25030.60	-6440.12	-4059.19	-1149.05	-85.49
517	322	SX2	SLE_NL	Min	-31072.86	-7855.32	258.77	-2478.72	-85.49
517	322	SX3	SLE_NL	Min	-99703.32	-29215.99	1071.28	-2478.72	101.82
517	322	SX16	SLE_NL	Min	-89524.41	-26550.04	-3246.68	-1149.05	101.82
518	323	SX16	SLU_ENV_NL	Max	-257699.06	-76801.38	-1802.44	2414.85	-121.29
518	323	SX3	SLU_ENV_NL	Max	-262282.96	-77838.78	-1125.18	1936.88	-121.29
518	323	SX4	SLU_ENV_NL	Max	180643.22	54054.64	2111.23	1936.88	308.26
518	323	SX17	SLU_ENV_NL	Max	185853.59	55393.30	1701.06	2414.85	308.26
518	323	SX16	SLU_ENV_NL	Min	-278633.88	-83134.00	-2026.82	2229.73	-298.76
518	323	SX3	SLU_ENV_NL	Min	-284532.08	-84167.96	-1616.65	1708.22	-298.76
518	323	SX4	SLU_ENV_NL	Min	163308.04	49487.08	1875.15	1708.22	130.27
518	323	SX17	SLU_ENV_NL	Min	169368.08	50701.03	1197.90	2229.73	130.27
518	323	SX16	SLE_NL	Max	-190697.30	-56833.02	-1333.80	1786.99	-221.08
518	323	SX3	SLE_NL	Max	-194089.39	-57600.70	-832.63	1264.08	-221.08
518	323	SX4	SLE_NL	Max	133675.98	40000.43	1387.61	1264.08	228.11
518	323	SX17	SLE_NL	Max	137531.65	40991.04	886.44	1786.99	228.11
518	323	SX16	SLE_NL	Min	-190697.30	-56833.02	-1333.80	1786.99	-221.08
518	323	SX3	SLE_NL	Min	-194089.39	-57600.70	-832.63	1264.08	-221.08
518	323	SX4	SLE_NL	Min	133675.98	40000.43	1387.61	1264.08	228.11



Autorità Portuale di Taranto
Interventi per il dragaggio di 2,3 M m³ di sedimenti in area Molo Polisettoriale e per la realizzazione di un primo lotto della cassa di colmata funzionale all'ampliamento del V Sporgente del Porto di Taranto

Allegati alla relazione di calcolo strutturale allineamento "BC"

Data 05/2016
Rev. B
c.d.c.: C296A
514B



518	323	SX17	SLE_NL	Min	137531.65	40991.04	886.44	1786.99	228.11
519	843	DX171	SLU_ENV_NL	Max	62858.07	14891.82	3057.58	10025.71	-49.50
519	843	DX158	SLU_ENV_NL	Max	-8077.07	-1417.06	272.04	2971.85	-49.50
519	843	DX159	SLU_ENV_NL	Max	144952.72	44991.38	8755.18	2971.85	1169.31
519	843	DX172	SLU_ENV_NL	Max	232320.53	66922.89	15759.25	10025.71	1169.31
519	843	DX171	SLU_ENV_NL	Min	3673.09	-641.63	2968.75	3701.74	-968.18
519	843	DX158	SLU_ENV_NL	Min	-22416.44	-5265.79	-3946.49	-4215.17	-968.18
519	843	DX159	SLU_ENV_NL	Min	79460.24	26739.17	1895.96	-4215.17	60.05
519	843	DX172	SLU_ENV_NL	Min	162284.98	47380.77	4592.67	3701.74	60.05
519	843	DX171	SLE_NL	Max	2718.08	-474.81	2196.88	2739.28	-36.63
519	843	DX158	SLE_NL	Max	-5977.03	-1048.62	201.31	2199.17	-36.63
519	843	DX159	SLE_NL	Max	107265.02	33293.62	1403.01	2199.17	44.44
519	843	DX172	SLE_NL	Max	120090.89	35061.77	3398.57	2739.28	44.44
519	843	DX171	SLE_NL	Min	2718.08	-474.81	2196.88	2739.28	-36.63
519	843	DX158	SLE_NL	Min	-5977.03	-1048.62	201.31	2199.17	-36.63
519	843	DX159	SLE_NL	Min	107265.02	33293.62	1403.01	2199.17	44.44
519	843	DX172	SLE_NL	Min	120090.89	35061.77	3398.57	2739.28	44.44
520	324	SX19	SLU_ENV_NL	Max	-64526.65	-19289.90	-309.20	-78.18	677.28
520	324	SX6	SLU_ENV_NL	Max	-65729.41	-19284.33	-82.91	1507.47	677.28
520	324	SX7	SLU_ENV_NL	Max	65781.11	20151.78	182.34	1507.47	-554.12
520	324	SX20	SLU_ENV_NL	Max	64973.73	19229.59	-6.06	-78.18	-554.12
520	324	SX19	SLU_ENV_NL	Min	-87509.22	-26096.92	-510.01	-107.51	552.86
520	324	SX6	SLU_ENV_NL	Min	-88674.92	-25531.83	-239.24	1182.66	552.86
520	324	SX7	SLU_ENV_NL	Min	50505.27	15378.27	63.89	1182.66	-683.23
520	324	SX20	SLU_ENV_NL	Min	50126.76	15068.60	-244.75	-107.51	-683.23
520	324	SX19	SLE_NL	Max	-47749.72	-14274.53	-228.80	-79.56	409.12
520	324	SX6	SLE_NL	Max	-48639.76	-14270.40	-177.04	875.17	409.12
520	324	SX7	SLE_NL	Max	37373.90	11379.92	47.28	875.17	-410.05
520	324	SX20	SLE_NL	Max	37093.80	11150.76	-4.49	-79.56	-410.05
520	324	SX19	SLE_NL	Min	-47749.72	-14274.53	-228.80	-79.56	409.12
520	324	SX6	SLE_NL	Min	-48639.76	-14270.40	-177.04	875.17	409.12
520	324	SX7	SLE_NL	Min	37373.90	11379.92	47.28	875.17	-410.05
520	324	SX20	SLE_NL	Min	37093.80	11150.76	-4.49	-79.56	-410.05
521	325	SX20	SLU_ENV_NL	Max	66081.41	19569.19	101.95	107.52	-554.13
521	325	SX7	SLU_ENV_NL	Max	66462.55	20348.93	-64.00	-1182.69	-554.13
521	325	SX8	SLU_ENV_NL	Max	-65730.67	-19284.68	239.34	-1182.69	712.54
521	325	SX21	SLU_ENV_NL	Max	-64527.55	-19290.15	639.09	107.52	712.54
521	325	SX20	SLU_ENV_NL	Min	50126.62	15068.56	5.98	102.67	-717.20
521	325	SX7	SLU_ENV_NL	Min	50504.82	15378.14	-314.11	-1563.70	-717.20
521	325	SX8	SLU_ENV_NL	Min	-91435.11	-26386.24	223.03	-1563.70	552.87
521	325	SX21	SLU_ENV_NL	Min	-89775.34	-26772.39	309.31	102.67	552.87
521	325	SX20	SLE_NL	Max	37093.70	11150.73	4.42	79.57	-410.06
521	325	SX7	SLE_NL	Max	37373.56	11379.82	-47.36	-875.19	-410.06
521	325	SX8	SLE_NL	Max	-48640.70	-14270.67	177.11	-875.19	409.12
521	325	SX21	SLE_NL	Max	-47750.39	-14274.71	228.89	79.57	409.12
521	325	SX20	SLE_NL	Min	37093.70	11150.73	4.42	79.57	-410.06
521	325	SX7	SLE_NL	Min	37373.56	11379.82	-47.36	-875.19	-410.06
521	325	SX8	SLE_NL	Min	-48640.70	-14270.67	177.11	-875.19	409.12
521	325	SX21	SLE_NL	Min	-47750.39	-14274.71	228.89	79.57	409.12
522	844	DX157	SLU_ENV_NL	Max	1537.30	-382.62	1432.53	1004.87	2.35
522	844	DX144	SLU_ENV_NL	Max	-72.54	-147.64	1925.40	252.55	2.35
522	844	DX145	SLU_ENV_NL	Max	19823.57	5932.01	2615.86	252.55	59.00
522	844	DX158	SLU_ENV_NL	Max	27519.09	7020.16	1431.29	1004.87	59.00
522	844	DX157	SLU_ENV_NL	Min	-131.82	-520.31	701.14	9.93	-53.89
522	844	DX144	SLU_ENV_NL	Min	-3114.74	-707.92	604.10	54.22	-53.89
522	844	DX145	SLU_ENV_NL	Min	1199.70	396.31	602.86	54.22	-4.30
522	844	DX158	SLU_ENV_NL	Min	1091.64	144.48	1391.60	9.93	-4.30
522	844	DX157	SLE_NL	Max	-97.55	-283.14	1060.07	7.34	1.74
522	844	DX144	SLE_NL	Max	-53.68	-109.25	447.03	40.12	1.74
522	844	DX145	SLE_NL	Max	887.78	293.27	446.11	40.12	-3.18
522	844	DX158	SLE_NL	Max	807.81	106.91	1059.15	7.34	-3.18
522	844	DX157	SLE_NL	Min	-97.55	-283.14	1060.07	7.34	1.74
522	844	DX144	SLE_NL	Min	-53.68	-109.25	447.03	40.12	1.74
522	844	DX145	SLE_NL	Min	887.78	293.27	446.11	40.12	-3.18
522	844	DX158	SLE_NL	Min	807.81	106.91	1059.15	7.34	-3.18
523	326	SX23	SLU_ENV_NL	Max	185853.87	55393.42	-1198.46	-2232.52	308.22
523	326	SX10	SLU_ENV_NL	Max	180641.63	54054.17	-1875.70	-1708.27	308.22
523	326	SX11	SLU_ENV_NL	Max	-262284.63	-77839.30	1694.29	-1708.27	-133.93
523	326	SX24	SLU_ENV_NL	Max	-257698.77	-76801.27	2104.19	-2232.52	-133.93
523	326	SX23	SLU_ENV_NL	Min	168049.54	50309.45	-1781.47	-2414.79	143.58
523	326	SX10	SLU_ENV_NL	Min	161710.81	49006.23	-2191.37	-1909.47	143.58
523	326	SX11	SLU_ENV_NL	Min	-283467.15	-83850.31	1125.77	-1909.47	-298.71
523	326	SX24	SLU_ENV_NL	Min	-277319.90	-82738.34	1803.01	-2414.79	-298.71
523	326	SX23	SLE_NL	Max	137531.86	40991.13	-886.86	-1786.95	228.08
523	326	SX10	SLE_NL	Max	133674.81	40000.09	-1388.02	-1264.12	228.08
523	326	SX11	SLE_NL	Max	-194090.63	-57601.08	833.07	-1264.12	-221.05
523	326	SX24	SLE_NL	Max	-190697.09	-56832.94	1334.23	-1786.95	-221.05
523	326	SX23	SLE_NL	Min	137531.86	40991.13	-886.86	-1786.95	228.08
523	326	SX10	SLE_NL	Min	133674.81	40000.09	-1388.02	-1264.12	228.08
523	326	SX11	SLE_NL	Min	-194090.63	-57601.08	833.07	-1264.12	-221.05
523	326	SX24	SLE_NL	Min	-190697.09	-56832.94	1334.23	-1786.95	-221.05



Autorità Portuale di Taranto
Interventi per il dragaggio di 2,3 M³ di sedimenti in area Molo Polisettoriale e per la realizzazione di un primo lotto della cassa di colmata funzionale all'ampliamento del V Sporgente del Porto di Taranto

Allegati alla relazione di calcolo strutturale allineamento "BC"

Data 05/2016
Rev. B
c.d.c.: C296A
514B



524	327	SX208	SLU_ENV_NL	Max	1984.79	1599.63	-778.55	303.64	-14.50
524	327	SX221	SLU_ENV_NL	Max	92.43	-851.91	801.57	212.28	-14.50
524	327	SX220	SLU_ENV_NL	Max	-7568.17	-3291.83	1110.21	212.28	8.05
524	327	SX207	SLU_ENV_NL	Max	-8465.52	-1142.06	-902.81	303.64	8.05
524	327	SX208	SLU_ENV_NL	Min	215.20	744.75	-2176.53	279.70	-23.38
524	327	SX221	SLU_ENV_NL	Min	-1222.00	-1511.31	-47.71	70.28	-23.38
524	327	SX220	SLU_ENV_NL	Min	-13421.34	-5740.21	-171.97	70.28	-0.79
524	327	SX207	SLU_ENV_NL	Min	-9905.16	-3406.52	-1867.90	279.70	-0.79
524	327	SX208	SLE_NL	Max	159.25	1183.73	-576.12	206.98	-17.30
524	327	SX221	SLE_NL	Max	68.40	-630.41	-35.30	52.01	-17.30
524	327	SX220	SLE_NL	Max	-5600.45	-2435.95	-127.26	52.01	5.95
524	327	SX207	SLE_NL	Max	-6264.48	-845.13	-668.08	206.98	5.95
524	327	SX208	SLE_NL	Min	159.25	1183.73	-576.12	206.98	-17.30
524	327	SX221	SLE_NL	Min	68.40	-630.41	-35.30	52.01	-17.30
524	327	SX220	SLE_NL	Min	-5600.45	-2435.95	-127.26	52.01	5.95
524	327	SX207	SLE_NL	Min	-6264.48	-845.13	-668.08	206.98	5.95
525	328	SX207	SLU_ENV_NL	Max	-5964.89	-617.80	1703.44	914.24	-36.20
525	328	SX220	SLU_ENV_NL	Max	-8756.78	-3636.91	44.45	614.67	-36.20
525	328	SX219	SLU_ENV_NL	Max	-32405.48	-10944.49	80.40	614.67	38.86
525	328	SX206	SLU_ENV_NL	Max	-32225.50	-8508.99	2660.03	914.24	38.86
525	328	SX207	SLU_ENV_NL	Min	-6679.66	-2231.33	-1130.23	846.31	-57.04
525	328	SX220	SLU_ENV_NL	Min	-15805.10	-6448.44	-2455.46	207.28	-57.04
525	328	SX219	SLU_ENV_NL	Min	-51179.27	-16229.89	-1498.87	207.28	8.76
525	328	SX206	SLU_ENV_NL	Min	-41978.65	-12217.08	-1094.29	846.31	8.76
525	328	SX207	SLE_NL	Max	-4942.95	-457.18	-836.37	626.27	-42.21
525	328	SX220	SLE_NL	Max	-6480.01	-2691.32	32.89	153.39	-42.21
525	328	SX219	SLE_NL	Max	-23980.06	-8098.92	59.49	153.39	28.76
525	328	SX206	SLE_NL	Max	-23846.87	-6296.65	-809.77	626.27	28.76
525	328	SX207	SLE_NL	Min	-4942.95	-457.18	-836.37	626.27	-42.21
525	328	SX220	SLE_NL	Min	-6480.01	-2691.32	32.89	153.39	-42.21
525	328	SX219	SLE_NL	Min	-23980.06	-8098.92	59.49	153.39	28.76
525	328	SX206	SLE_NL	Min	-23846.87	-6296.65	-809.77	626.27	28.76
526	329	SX221	SLU_ENV_NL	Max	456.59	1328.74	1039.45	291.67	-2.59
526	329	SX234	SLU_ENV_NL	Max	743.80	-340.05	214.98	220.97	-2.59
526	329	SX233	SLU_ENV_NL	Max	-6468.63	-2947.15	179.59	220.97	14.19
526	329	SX220	SLU_ENV_NL	Max	-6540.06	-831.55	806.63	291.67	14.19
526	329	SX221	SLU_ENV_NL	Min	-944.82	-385.83	-106.06	262.26	-32.02
526	329	SX234	SLU_ENV_NL	Min	-604.56	-1517.06	-2382.21	-16.23	-32.02
526	329	SX233	SLU_ENV_NL	Min	-10163.84	-3335.55	-2615.03	-16.23	3.60
526	329	SX220	SLU_ENV_NL	Min	-12600.02	-3204.00	-141.44	262.26	3.60
526	329	SX221	SLE_NL	Max	337.88	983.27	-78.48	215.84	-23.70
526	329	SX234	SLE_NL	Max	-447.37	-1122.62	159.08	-12.01	-23.70
526	329	SX233	SLE_NL	Max	-4786.79	-2468.31	132.90	-12.01	10.50
526	329	SX220	SLE_NL	Max	-4839.64	-615.35	-104.67	215.84	10.50
526	329	SX221	SLE_NL	Min	337.88	983.27	-78.48	215.84	-23.70
526	329	SX234	SLE_NL	Min	-447.37	-1122.62	159.08	-12.01	-23.70
526	329	SX233	SLE_NL	Min	-4786.79	-2468.31	132.90	-12.01	10.50
526	329	SX220	SLE_NL	Min	-4839.64	-615.35	-104.67	215.84	10.50
527	330	SX220	SLU_ENV_NL	Max	-9016.44	-1588.61	392.79	876.36	-4.28
527	330	SX233	SLU_ENV_NL	Max	-4573.97	-1558.53	-311.82	641.95	-4.28
527	330	SX232	SLU_ENV_NL	Max	-21671.15	-7744.32	-1116.11	641.95	67.66
527	330	SX219	SLU_ENV_NL	Max	-30622.02	-7913.46	-397.39	876.36	67.66
527	330	SX220	SLU_ENV_NL	Min	-15364.49	-4033.57	-1482.31	820.91	-70.98
527	330	SX233	SLU_ENV_NL	Min	-5535.87	-2753.01	-325.93	-47.47	-70.98
527	330	SX232	SLU_ENV_NL	Min	-38748.32	-11751.33	-1459.82	-47.47	22.57
527	330	SX219	SLU_ENV_NL	Min	-50455.53	-14763.57	-2630.31	820.91	22.57
527	330	SX220	SLE_NL	Max	-6672.16	-1175.57	290.66	648.51	-52.53
527	330	SX233	SLE_NL	Max	-3384.74	-2037.23	-241.19	-35.12	-52.53
527	330	SX232	SLE_NL	Max	-16036.65	-5730.80	-825.92	-35.12	50.07
527	330	SX219	SLE_NL	Max	-22660.30	-5855.96	-294.07	648.51	50.07
527	330	SX220	SLE_NL	Min	-6672.16	-1175.57	290.66	648.51	-52.53
527	330	SX233	SLE_NL	Min	-3384.74	-2037.23	-241.19	-35.12	-52.53
527	330	SX232	SLE_NL	Min	-16036.65	-5730.80	-825.92	-35.12	50.07
527	330	SX219	SLE_NL	Min	-22660.30	-5855.96	-294.07	648.51	50.07
528	331	DX3	SLU_ENV_NL	Max	267561.40	80349.16	3697.07	-1018.49	457.07
528	331	SX3	SLU_ENV_NL	Max	-148166.62	-44533.64	1581.63	-1018.49	-393.55
528	331	SX16	SLU_ENV_NL	Max	-153842.81	-46069.18	3380.77	-1801.65	-393.55
528	331	DX16	SLU_ENV_NL	Max	262879.32	78783.06	5496.21	-1801.65	457.07
528	331	DX3	SLU_ENV_NL	Min	265720.77	79784.37	1965.85	-1150.01	385.58
528	331	SX3	SLU_ENV_NL	Min	-170772.39	-51302.18	392.40	-1150.01	-467.06
528	331	SX16	SLU_ENV_NL	Min	-175273.84	-52511.69	1407.05	-1810.29	-467.06
528	331	DX16	SLU_ENV_NL	Min	262057.45	78549.10	2980.50	-1810.29	385.58
528	331	DX3	SLE_NL	Max	196633.37	59040.43	1454.73	-851.01	285.33
528	331	SX3	SLE_NL	Max	-126371.57	-37963.62	290.38	-851.01	-291.23
528	331	SX16	SLE_NL	Max	-129702.64	-38858.65	1041.22	-1339.62	-291.23
528	331	DX16	SLE_NL	Max	193922.51	58126.33	2205.57	-1339.62	285.33
528	331	DX3	SLE_NL	Min	196633.37	59040.43	1454.73	-851.01	285.33
528	331	SX3	SLE_NL	Min	-126371.57	-37963.62	290.38	-851.01	-291.23
528	331	SX16	SLE_NL	Min	-129702.64	-38858.65	1041.22	-1339.62	-291.23
528	331	DX16	SLE_NL	Min	193922.51	58126.33	2205.57	-1339.62	285.33
529	332	DX16	SLU_ENV_NL	Max	263276.18	79159.00	11953.26	-566.46	995.97



Autorità Portuale di Taranto
Interventi per il dragaggio di 2,3 M m³ di sedimenti in area Molo Polisettoriale e per la realizzazione di un primo lotto della cassa di colmata funzionale all'ampliamento del V Sporgente del Porto di Taranto

Allegati alla relazione di calcolo strutturale allineamento "BC"

Data 05/2016
Rev. B
c.d.c.: C296A
514B



529	332	SX16	SLU_ENV_NL	Max	-154242.35	-46454.11	4700.32	-566.46	-850.86
529	332	SX29	SLU_ENV_NL	Max	-158201.92	-47279.18	5524.35	-2202.20	-850.86
529	332	DX29	SLU_ENV_NL	Max	261478.71	78267.46	12777.29	-2202.20	995.97
529	332	DX16	SLU_ENV_NL	Min	262391.24	78865.53	6797.28	-771.64	837.20
529	332	SX16	SLU_ENV_NL	Min	-175609.72	-52835.06	1516.29	-771.64	-1013.95
529	332	SX29	SLU_ENV_NL	Min	-178579.93	-53421.84	1971.54	-2269.77	-1013.95
529	332	DX29	SLU_ENV_NL	Min	261236.92	78222.92	7252.53	-2269.77	837.20
529	332	DX16	SLE_NL	Max	194169.52	58360.49	5029.99	-571.01	619.53
529	332	SX16	SLE_NL	Max	-129951.20	-39097.94	1122.05	-571.01	-629.64
529	332	SX29	SLE_NL	Max	-132149.14	-39532.16	1458.94	-1629.63	-629.64
529	332	DX29	SLE_NL	Max	193315.32	57884.96	5366.87	-1629.63	619.53
529	332	DX16	SLE_NL	Min	194169.52	58360.49	5029.99	-571.01	619.53
529	332	SX16	SLE_NL	Min	-129951.20	-39097.94	1122.05	-571.01	-629.64
529	332	SX29	SLE_NL	Min	-132149.14	-39532.16	1458.94	-1629.63	-629.64
529	332	DX29	SLE_NL	Min	193315.32	57884.96	5366.87	-1629.63	619.53
530	333	DX29	SLU_ENV_NL	Max	261945.26	78710.56	8743.12	-819.12	719.72
530	333	SX29	SLU_ENV_NL	Max	-158670.68	-47729.66	7514.46	-819.12	-719.21
530	333	SX42	SLU_ENV_NL	Max	-163313.92	-48865.72	5897.89	-2036.00	-719.21
530	333	DX42	SLU_ENV_NL	Max	260855.97	78128.73	7126.55	-2036.00	719.72
530	333	DX29	SLU_ENV_NL	Min	261660.67	78626.26	4347.79	-885.78	715.44
530	333	SX29	SLU_ENV_NL	Min	-179004.94	-53829.40	4845.96	-885.78	-720.48
530	333	SX42	SLU_ENV_NL	Min	-181357.52	-54279.34	4254.10	-2105.21	-720.48
530	333	DX42	SLU_ENV_NL	Min	258846.67	77527.02	3755.93	-2105.21	715.44
530	333	DX29	SLE_NL	Max	193628.89	58183.43	3217.36	-655.47	532.59
530	333	SX29	SLE_NL	Max	-132463.66	-39833.75	3586.01	-655.47	-532.22
530	333	SX42	SLE_NL	Max	-134204.56	-40166.71	3148.04	-1557.85	-532.22
530	333	DX42	SLE_NL	Max	193033.42	57815.26	2779.39	-1557.85	532.59
530	333	DX29	SLE_NL	Min	193628.89	58183.43	3217.36	-655.47	532.59
530	333	SX29	SLE_NL	Min	-132463.66	-39833.75	3586.01	-655.47	-532.22
530	333	SX42	SLE_NL	Min	-134204.56	-40166.71	3148.04	-1557.85	-532.22
530	333	DX42	SLE_NL	Min	193033.42	57815.26	2779.39	-1557.85	532.59
531	334	DX42	SLU_ENV_NL	Max	261266.78	78521.64	5070.08	-831.48	794.96
531	334	SX42	SLU_ENV_NL	Max	-163620.50	-49159.06	4379.24	-831.48	-410.24
531	334	SX55	SLU_ENV_NL	Max	-162610.13	-48710.13	3786.37	-1781.92	-410.24
531	334	DX55	SLU_ENV_NL	Max	263326.44	78856.33	4264.63	-1781.92	794.96
531	334	DX42	SLU_ENV_NL	Min	259152.88	77819.13	3625.26	-1085.58	411.44
531	334	SX42	SLU_ENV_NL	Min	-181767.96	-54671.04	3553.46	-1085.58	-791.68
531	334	SX55	SLU_ENV_NL	Min	-181415.08	-54283.88	3573.78	-2176.09	-791.68
531	334	DX55	SLU_ENV_NL	Min	261047.15	78240.88	3858.16	-2176.09	411.44
531	334	DX42	SLE_NL	Max	193337.41	58106.01	2682.69	-615.30	588.27
531	334	SX42	SLE_NL	Max	-134508.29	-40456.57	2629.56	-615.30	-585.85
531	334	SX55	SLE_NL	Max	-134247.16	-40170.07	2801.91	-1610.31	-585.85
531	334	DX55	SLE_NL	Max	194861.56	58353.68	2855.04	-1610.31	588.27
531	334	DX42	SLE_NL	Min	193337.41	58106.01	2682.69	-615.30	588.27
531	334	SX42	SLE_NL	Min	-134508.29	-40456.57	2629.56	-615.30	-585.85
531	334	SX55	SLE_NL	Min	-134247.16	-40170.07	2801.91	-1610.31	-585.85
531	334	DX55	SLE_NL	Min	194861.56	58353.68	2855.04	-1610.31	588.27
532	335	DX55	SLU_ENV_NL	Max	263886.46	79390.43	6749.66	-437.71	1265.63
532	335	SX55	SLU_ENV_NL	Max	-162849.27	-48939.01	4246.22	-437.71	-471.95
532	335	SX68	SLU_ENV_NL	Max	-165864.31	-49675.06	4679.77	-1836.50	-471.95
532	335	DX68	SLU_ENV_NL	Max	261686.47	78281.44	6990.51	-1836.50	1265.63
532	335	DX55	SLU_ENV_NL	Min	261285.94	78468.61	5182.40	-1040.66	467.14
532	335	SX55	SLU_ENV_NL	Min	-181975.89	-54820.59	3549.36	-1040.66	-1277.03
532	335	SX68	SLU_ENV_NL	Min	-186911.06	-55845.49	3790.22	-2592.51	-1277.03
532	335	DX68	SLU_ENV_NL	Min	259281.10	77701.50	5615.95	-2592.51	467.14
532	335	DX55	SLE_NL	Max	195275.98	58748.92	4994.75	-323.91	936.57
532	335	SX55	SLE_NL	Max	-134662.16	-40567.24	2626.53	-323.91	-945.00
532	335	SX68	SLE_NL	Max	-138314.18	-41325.67	2804.76	-1918.45	-945.00
532	335	DX68	SLE_NL	Max	193647.99	57928.27	5172.98	-1918.45	936.57
532	335	DX55	SLE_NL	Min	195275.98	58748.92	4994.75	-323.91	936.57
532	335	SX55	SLE_NL	Min	-134662.16	-40567.24	2626.53	-323.91	-945.00
532	335	SX68	SLE_NL	Min	-138314.18	-41325.67	2804.76	-1918.45	-945.00
532	335	DX68	SLE_NL	Min	193647.99	57928.27	5172.98	-1918.45	936.57
533	336	DX68	SLU_ENV_NL	Max	262422.84	78982.85	7557.88	-305.56	1441.30
533	336	SX68	SLU_ENV_NL	Max	-166159.28	-49957.90	5064.68	-305.56	-617.67
533	336	SX81	SLU_ENV_NL	Max	-167431.29	-50119.27	5624.93	-1966.19	-617.67
533	336	DX81	SLU_ENV_NL	Max	261983.01	78338.91	8118.13	-1966.19	1441.30
533	336	DX68	SLU_ENV_NL	Min	259575.20	77981.45	6582.42	-922.87	613.45
533	336	SX68	SLU_ENV_NL	Min	-187649.21	-56552.83	3426.72	-922.87	-1448.39
533	336	SX81	SLU_ENV_NL	Min	-191197.54	-57101.20	2728.31	-2754.45	-1448.39
533	336	DX81	SLU_ENV_NL	Min	259627.52	77779.37	5884.01	-2754.45	613.45
533	336	DX68	SLE_NL	Max	194192.90	58447.31	4870.99	-226.11	1066.56
533	336	SX68	SLE_NL	Max	-138860.42	-41849.09	2535.77	-226.11	-1071.81
533	336	SX81	SLE_NL	Max	-141486.18	-42254.89	2018.95	-2038.29	-1071.81
533	336	DX81	SLE_NL	Max	193867.43	57970.79	4354.17	-2038.29	1066.56
533	336	DX68	SLE_NL	Min	194192.90	58447.31	4870.99	-226.11	1066.56
533	336	SX68	SLE_NL	Min	-138860.42	-41849.09	2535.77	-226.11	-1071.81
533	336	SX81	SLE_NL	Min	-141486.18	-42254.89	2018.95	-2038.29	-1071.81
533	336	DX81	SLE_NL	Min	193867.43	57970.79	4354.17	-2038.29	1066.56
534	337	DX81	SLU_ENV_NL	Max	262775.28	79094.51	8660.45	-295.17	1473.81
534	337	SX81	SLU_ENV_NL	Max	-167817.05	-50489.00	7036.22	-295.17	-806.86



Autorità Portuale di Taranto
Interventi per il dragaggio di 2,3 M m³ di sedimenti in area Molo Polisettoriale e per la realizzazione di un primo lotto della cassa di colmata funzionale all'ampliamento del V Sporgente del Porto di Taranto

Allegati alla relazione di calcolo strutturale allineamento "BC"

Data 05/2016
Rev. B
c.d.c.: C296A
514B



534	337	SX94	SLU_ENV_NL	Max	-171484.34	-51301.41	7576.36	-2133.46	-806.86
534	337	DX94	SLU_ENV_NL	Max	262451.48	78473.51	9200.59	-2133.46	1473.81
534	337	DX81	SLU_ENV_NL	Min	260012.27	78145.76	4327.94	-771.16	800.65
534	337	SX81	SLU_ENV_NL	Min	-191990.91	-57860.48	3377.62	-771.16	-1478.19
534	337	SX94	SLU_ENV_NL	Min	-195490.22	-58383.86	2701.87	-2796.86	-1478.19
534	337	DX94	SLU_ENV_NL	Min	258074.21	77280.19	3652.19	-2796.86	800.65
534	337	DX81	SLE_NL	Max	194453.70	58529.94	3202.68	-218.43	1090.62
534	337	SX81	SLE_NL	Max	-142073.27	-42816.76	2499.44	-218.43	-1093.86
534	337	SX94	SLE_NL	Max	-144662.76	-43204.05	1999.38	-2069.68	-1093.86
534	337	DX94	SLE_NL	Max	194214.10	58070.40	2702.62	-2069.68	1090.62
534	337	DX81	SLE_NL	Min	194453.70	58529.94	3202.68	-218.43	1090.62
534	337	SX81	SLE_NL	Min	-142073.27	-42816.76	2499.44	-218.43	-1093.86
534	337	SX94	SLE_NL	Min	-144662.76	-43204.05	1999.38	-2069.68	-1093.86
534	337	DX94	SLE_NL	Min	194214.10	58070.40	2702.62	-2069.68	1090.62
535	338	DX94	SLU_ENV_NL	Max	263266.43	79251.18	10848.85	-267.76	1525.96
535	338	SX94	SLU_ENV_NL	Max	-171992.53	-51788.25	8110.58	-267.76	-1069.10
535	338	SX107	SLU_ENV_NL	Max	-174333.53	-52109.57	8492.15	-2366.34	-1069.10
535	338	DX107	SLU_ENV_NL	Max	264079.30	78952.54	11230.42	-2366.34	1525.96
535	338	DX94	SLU_ENV_NL	Min	258581.29	77763.33	4160.43	-558.79	1063.81
535	338	SX94	SLU_ENV_NL	Min	-196305.93	-59164.09	2237.20	-558.79	-1529.61
535	338	SX107	SLU_ENV_NL	Min	-198779.98	-59361.68	1775.67	-2857.22	-1529.61
535	338	DX107	SLU_ENV_NL	Min	258534.70	77371.47	3698.90	-2857.22	1063.81
535	338	DX94	SLE_NL	Max	194817.16	58645.87	3078.72	-198.14	1129.21
535	338	SX94	SLE_NL	Max	-145266.39	-43781.43	1655.53	-198.14	-1131.91
535	338	SX107	SLE_NL	Max	-147097.19	-43927.64	1314.00	-2114.34	-1131.91
535	338	DX107	SLE_NL	Max	195418.68	58424.88	2737.18	-2114.34	1129.21
535	338	DX94	SLE_NL	Min	194817.16	58645.87	3078.72	-198.14	1129.21
535	338	SX94	SLE_NL	Min	-145266.39	-43781.43	1655.53	-198.14	-1131.91
535	338	SX107	SLE_NL	Min	-147097.19	-43927.64	1314.00	-2114.34	-1131.91
535	338	DX107	SLE_NL	Min	195418.68	58424.88	2737.18	-2114.34	1129.21
536	339	DX107	SLU_ENV_NL	Max	264947.03	79780.75	11162.45	-164.53	1668.60
536	339	SX107	SLU_ENV_NL	Max	-175016.79	-52763.80	9571.02	-164.53	-1452.22
536	339	SX120	SLU_ENV_NL	Max	-179513.92	-53595.42	9918.31	-2703.94	-1452.22
536	339	DX120	SLU_ENV_NL	Max	265252.71	79279.17	11509.73	-2703.94	1668.60
536	339	DX107	SLU_ENV_NL	Min	259216.75	78021.64	3325.35	-248.78	1444.87
536	339	SX107	SLU_ENV_NL	Min	-199648.38	-60192.14	2562.05	-248.78	-1671.96
536	339	SX120	SLU_ENV_NL	Min	-202936.20	-60583.24	2438.41	-2995.52	-1671.96
536	339	DX120	SLU_ENV_NL	Min	257836.07	77094.21	3201.70	-2995.52	1444.87
536	339	DX107	SLE_NL	Max	196060.80	59037.75	2460.76	-121.76	1234.76
536	339	SX107	SLE_NL	Max	-147739.80	-44542.18	1895.92	-121.76	-1237.25
536	339	SX120	SLE_NL	Max	-150172.79	-44831.60	1804.42	-2216.68	-1237.25
536	339	DX120	SLE_NL	Max	196287.01	58666.59	2369.26	-2216.68	1234.76
536	339	DX107	SLE_NL	Min	196060.80	59037.75	2460.76	-121.76	1234.76
536	339	SX107	SLE_NL	Min	-147739.80	-44542.18	1895.92	-121.76	-1237.25
536	339	SX120	SLE_NL	Min	-150172.79	-44831.60	1804.42	-2216.68	-1237.25
536	339	DX120	SLE_NL	Min	196287.01	58666.59	2369.26	-2216.68	1234.76
537	340	DX120	SLU_ENV_NL	Max	266205.53	80188.76	12118.99	147.94	1935.75
537	340	SX120	SLU_ENV_NL	Max	-180433.93	-54475.87	10226.09	147.94	-1842.53
537	340	SX133	SLU_ENV_NL	Max	-183825.17	-54801.86	9729.31	-3137.81	-1842.53
537	340	DX133	SLU_ENV_NL	Max	267385.46	79888.53	11622.22	-3137.81	1935.75
537	340	DX120	SLU_ENV_NL	Min	258754.82	77970.48	4274.69	-39.02	1839.69
537	340	SX120	SLU_ENV_NL	Min	-203889.61	-61494.82	2481.86	-39.02	-1941.43
537	340	SX133	SLU_ENV_NL	Min	-206670.71	-61673.28	1795.21	-3159.54	-1941.43
537	340	DX133	SLU_ENV_NL	Min	259534.34	77516.27	3588.04	-3159.54	1839.69
537	340	DX120	SLE_NL	Max	196992.09	59339.69	3163.27	-28.87	1361.37
537	340	SX120	SLE_NL	Max	-150878.31	-45506.17	1836.58	-28.87	-1363.47
537	340	SX133	SLE_NL	Max	-152936.32	-45638.23	1328.46	-2338.06	-1363.47
537	340	DX133	SLE_NL	Max	197865.24	59117.51	2655.15	-2338.06	1361.37
537	340	DX120	SLE_NL	Min	196992.09	59339.69	3163.27	-28.87	1361.37
537	340	SX120	SLE_NL	Min	-150878.31	-45506.17	1836.58	-28.87	-1363.47
537	340	SX133	SLE_NL	Min	-152936.32	-45638.23	1328.46	-2338.06	-1363.47
537	340	DX133	SLE_NL	Min	197865.24	59117.51	2655.15	-2338.06	1361.37
538	341	DX133	SLU_ENV_NL	Max	268515.78	80967.62	10540.58	835.29	2776.02
538	341	SX133	SLU_ENV_NL	Max	-185106.68	-56027.80	10355.39	835.29	-2326.45
538	341	SX146	SLU_ENV_NL	Max	-191233.05	-56874.12	11607.93	-3591.93	-2326.45
538	341	DX146	SLU_ENV_NL	Max	269443.63	80420.20	11793.11	-3591.93	2776.02
538	341	DX133	SLU_ENV_NL	Min	260814.51	78737.71	3533.97	347.69	2322.31
538	341	SX133	SLU_ENV_NL	Min	-207801.70	-62754.61	2584.66	347.69	-2784.36
538	341	SX146	SLU_ENV_NL	Min	-211874.60	-63148.29	3590.72	-3876.90	-2784.36
538	341	DX146	SLU_ENV_NL	Min	260669.54	77707.50	4540.03	-3876.90	2322.31
538	341	DX133	SLE_NL	Max	198701.68	59916.04	2615.14	257.29	1718.51
538	341	SX133	SLE_NL	Max	-153773.26	-46438.41	1912.65	257.29	-1721.57
538	341	SX146	SLE_NL	Max	-156787.20	-46729.73	2657.13	-2658.03	-1721.57
538	341	DX146	SLE_NL	Max	199388.29	59510.95	3359.62	-2658.03	1718.51
538	341	DX133	SLE_NL	Min	198701.68	59916.04	2615.14	257.29	1718.51
538	341	SX133	SLE_NL	Min	-153773.26	-46438.41	1912.65	257.29	-1721.57
538	341	SX146	SLE_NL	Min	-156787.20	-46729.73	2657.13	-2658.03	-1721.57
538	341	DX146	SLE_NL	Min	199388.29	59510.95	3359.62	-2658.03	1718.51
539	342	DX146	SLU_ENV_NL	Max	270660.30	81581.54	7121.22	1139.72	3178.95
539	342	SX146	SLU_ENV_NL	Max	-192850.61	-58420.23	10249.25	1139.72	-2162.12
539	342	SX159	SLU_ENV_NL	Max	-193624.21	-57522.21	16445.37	-3476.89	-2162.12



Autorità Portuale di Taranto
Interventi per il dragaggio di 2,3 M³ di sedimenti in area Molo Polisettoriale e per la realizzazione di un primo lotto della cassa di colmata funzionale all'ampliamento del V Sporgente del Porto di Taranto

Allegati alla relazione di calcolo strutturale allineamento "BC"

Data 05/2016
Rev. B
c.d.c.: C296A
514B

539	342	DX159	SLU_ENV_NL	Max	271339.82	81018.50	13317.34	-3476.89	3178.95
539	342	DX146	SLU_ENV_NL	Min	262286.48	79251.57	2607.36	183.48	2157.11
539	342	SX146	SLU_ENV_NL	Min	-213092.15	-64312.56	155.94	183.48	-3176.98
539	342	SX159	SLU_ENV_NL	Min	-217058.91	-64732.76	5969.76	-4246.67	-3176.98
539	342	DX159	SLU_ENV_NL	Min	268350.07	79939.39	8421.19	-4246.67	2157.11
539	342	DX146	SLE_NL	Max	200288.62	60370.34	1929.45	135.77	1596.26
539	342	SX146	SLE_NL	Max	-157688.19	-47591.29	115.40	135.77	-1599.97
539	342	SX159	SLE_NL	Max	-160623.59	-47902.24	4417.63	-2572.90	-1599.97
539	342	DX159	SLE_NL	Max	200791.47	59953.69	6231.68	-2572.90	1596.26
539	342	DX146	SLE_NL	Min	200288.62	60370.34	1929.45	135.77	1596.26
539	342	SX146	SLE_NL	Min	-157688.19	-47591.29	115.40	135.77	-1599.97
539	342	SX159	SLE_NL	Min	-160623.59	-47902.24	4417.63	-2572.90	-1599.97
539	342	DX159	SLE_NL	Min	200791.47	59953.69	6231.68	-2572.90	1596.26
540	343	DX159	SLU_ENV_NL	Max	223979.28	65918.06	40787.53	-8788.27	-9158.57
540	343	SX159	SLU_ENV_NL	Max	-160549.65	-46905.61	15724.57	-8788.27	9195.68
540	343	SX172	SLU_ENV_NL	Max	-171306.88	-52666.30	19962.44	6692.33	9195.68
540	343	DX172	SLU_ENV_NL	Max	210122.46	64312.46	44795.36	6692.33	-9158.57
540	343	DX159	SLU_ENV_NL	Min	221819.53	65273.17	19114.62	-8903.85	-9201.20
540	343	SX159	SLU_ENV_NL	Min	-179928.96	-52704.45	14711.00	-8903.85	9108.54
540	343	SX172	SLU_ENV_NL	Min	-179479.44	-55103.12	18718.83	6686.73	9108.54
540	343	DX172	SLU_ENV_NL	Min	180569.40	55443.51	23352.48	6686.73	-9201.20
540	343	DX159	SLE_NL	Max	165744.67	48779.37	14144.82	-6588.85	-6808.89
540	343	SX159	SLE_NL	Max	-133147.43	-39001.29	11636.18	-6588.85	6804.81
540	343	SX172	SLE_NL	Max	-126767.09	-38973.07	14772.21	4948.18	6804.81
540	343	DX172	SLE_NL	Max	155490.62	47591.22	17280.84	4948.18	-6808.89
540	343	DX159	SLE_NL	Min	165744.67	48779.37	14144.82	-6588.85	-6808.89
540	343	SX159	SLE_NL	Min	-133147.43	-39001.29	11636.18	-6588.85	6804.81
540	343	SX172	SLE_NL	Min	-126767.09	-38973.07	14772.21	4948.18	6804.81
540	343	DX172	SLE_NL	Min	155490.62	47591.22	17280.84	4948.18	-6808.89
541	344	DX172	SLU_ENV_NL	Max	206203.29	60781.26	28864.56	-6954.84	-7067.21
541	344	SX172	SLU_ENV_NL	Max	-167388.31	-49137.13	23320.05	-6954.84	7787.78
541	344	SX185	SLU_ENV_NL	Max	-158608.42	-48661.89	19561.09	5572.56	7787.78
541	344	DX185	SLU_ENV_NL	Max	195949.95	59864.71	25105.61	5572.56	-7067.21
541	344	DX172	SLU_ENV_NL	Min	176830.57	52068.78	20617.09	-7628.22	-7789.14
541	344	SX172	SLU_ENV_NL	Min	-175746.15	-51746.83	19110.64	-7628.22	7054.62
541	344	SX185	SLU_ENV_NL	Min	-173556.16	-53043.86	17806.57	5012.81	7054.62
541	344	DX185	SLU_ENV_NL	Min	161765.29	49509.98	19313.02	5012.81	-7789.14
541	344	DX172	SLE_NL	Max	152590.43	44978.13	15256.65	-5644.88	-5763.96
541	344	SX172	SLE_NL	Max	-123867.35	-36361.47	14141.87	-5644.88	5762.96
541	344	SX185	SLE_NL	Max	-117370.23	-36009.80	13176.86	4123.69	5762.96
541	344	DX185	SLE_NL	Max	145002.96	44299.89	14291.63	4123.69	-5763.96
541	344	DX172	SLE_NL	Min	152590.43	44978.13	15256.65	-5644.88	-5763.96
541	344	SX172	SLE_NL	Min	-123867.35	-36361.47	14141.87	-5644.88	5762.96
541	344	SX185	SLE_NL	Min	-117370.23	-36009.80	13176.86	4123.69	5762.96
541	344	DX185	SLE_NL	Min	145002.96	44299.89	14291.63	4123.69	-5763.96
542	345	DX185	SLU_ENV_NL	Max	192643.11	56885.70	19363.26	-5335.77	-5214.78
542	345	SX185	SLU_ENV_NL	Max	-155301.71	-45683.30	21098.37	-5335.77	6545.20
542	345	SX198	SLU_ENV_NL	Max	-146412.85	-44831.07	18055.23	4587.08	6545.20
542	345	DX198	SLU_ENV_NL	Max	185536.93	56568.31	18556.80	4587.08	-5214.78
542	345	DX185	SLU_ENV_NL	Min	158932.09	46957.40	17331.95	-6506.52	-6545.25
542	345	SX185	SLU_ENV_NL	Min	-170723.29	-50492.35	18861.68	-6506.52	5223.77
542	345	SX198	SLU_ENV_NL	Min	-157484.74	-47970.06	17353.60	3510.46	5223.77
542	345	DX198	SLU_ENV_NL	Min	159415.91	48547.01	13587.19	3510.46	-6545.25
542	345	DX185	SLE_NL	Max	142555.90	42095.42	14328.81	-4814.82	-4843.48
542	345	SX185	SLE_NL	Max	-114923.26	-33805.64	13957.65	-4814.82	4843.45
542	345	SX198	SLE_NL	Max	-108345.51	-33174.99	13360.87	3394.44	4843.45
542	345	DX198	SLE_NL	Max	137297.33	41860.55	13732.03	3394.44	-4843.48
542	345	DX185	SLE_NL	Min	142555.90	42095.42	14328.81	-4814.82	-4843.48
542	345	SX185	SLE_NL	Min	-114923.26	-33805.64	13957.65	-4814.82	4843.45
542	345	SX198	SLE_NL	Min	-108345.51	-33174.99	13360.87	3394.44	4843.45
542	345	DX198	SLE_NL	Min	137297.33	41860.55	13732.03	3394.44	-4843.48
543	346	DX198	SLU_ENV_NL	Max	182689.22	54002.60	19998.32	-4195.75	-3928.92
543	346	SX198	SLU_ENV_NL	Max	-143565.50	-42266.57	17598.54	-4195.75	5795.76
543	346	SX211	SLU_ENV_NL	Max	-138739.57	-42424.95	17172.89	4012.32	5795.76
543	346	DX211	SLU_ENV_NL	Max	173346.68	52808.17	19572.67	4012.32	-3928.92
543	346	DX198	SLU_ENV_NL	Min	157306.34	46646.85	14965.07	-5814.44	-5799.82
543	346	SX198	SLU_ENV_NL	Min	-155375.01	-46069.38	11929.32	-5814.44	3921.74
543	346	SX211	SLU_ENV_NL	Min	-155549.40	-47207.94	8988.79	2457.35	3921.74
543	346	DX211	SLU_ENV_NL	Min	147539.33	44806.84	12024.54	2457.35	-5799.82
543	346	DX198	SLE_NL	Max	135190.02	39961.92	14798.76	-4302.69	-4291.86
543	346	SX198	SLE_NL	Max	-106238.47	-31277.26	13022.92	-4302.69	4288.86
543	346	SX211	SLE_NL	Max	-102667.28	-31394.46	12707.94	2969.12	4288.86
543	346	DX211	SLE_NL	Max	128276.54	39078.04	14483.78	2969.12	-4291.86
543	346	DX198	SLE_NL	Min	135190.02	39961.92	14798.76	-4302.69	-4291.86
543	346	SX198	SLE_NL	Min	-106238.47	-31277.26	13022.92	-4302.69	4288.86
543	346	SX211	SLE_NL	Min	-102667.28	-31394.46	12707.94	2969.12	4288.86
543	346	DX211	SLE_NL	Min	128276.54	39078.04	14483.78	2969.12	-4291.86
544	347	DX211	SLU_ENV_NL	Max	170837.68	50547.38	19141.39	-2941.13	-2477.21
544	347	SX211	SLU_ENV_NL	Max	-136231.10	-40165.93	17970.45	-2941.13	5075.66
544	347	SX224	SLU_ENV_NL	Max	-130132.66	-39743.20	17489.97	3452.85	5075.66
544	347	DX224	SLU_ENV_NL	Max	164529.97	50062.92	18660.92	3452.85	-2477.21



544	347	DX211	SLU_ENV_NL	Min	146061.43	43475.53	5849.40	-5151.62	-5077.62
544	347	SX211	SLU_ENV_NL	Min	-154071.51	-45876.63	9372.59	-5151.62	2484.39
544	347	SX224	SLU_ENV_NL	Min	-145481.97	-43989.41	6515.58	1263.62	2484.39
544	347	DX224	SLU_ENV_NL	Min	148588.47	44919.44	2992.39	1263.62	-5077.62
544	347	DX211	SLE_NL	Max	126419.89	37405.06	14164.63	-3812.20	-3757.44
544	347	SX211	SLE_NL	Max	-100811.02	-29722.79	13298.13	-3812.20	3755.99
544	347	SX224	SLE_NL	Max	-96298.17	-29409.97	12942.58	2555.11	3755.99
544	347	DX224	SLE_NL	Max	121752.18	37046.56	13809.08	2555.11	-3757.44
544	347	DX211	SLE_NL	Min	126419.89	37405.06	14164.63	-3812.20	-3757.44
544	347	SX211	SLE_NL	Min	-100811.02	-29722.79	13298.13	-3812.20	3755.99
544	347	SX224	SLE_NL	Min	-96298.17	-29409.97	12942.58	2555.11	3755.99
544	347	DX224	SLE_NL	Min	121752.18	37046.56	13809.08	2555.11	-3757.44
545	348	DX224	SLU_ENV_NL	Max	162294.37	48048.47	19290.36	-2140.21	-1558.03
545	348	SX224	SLU_ENV_NL	Max	-127897.53	-37730.34	17345.36	-2140.21	4611.12
545	348	SX237	SLU_ENV_NL	Max	-123726.88	-37756.98	16943.37	3105.85	4611.12
545	348	DX237	SLU_ENV_NL	Max	155192.28	47197.53	18888.37	3105.85	-1558.03
545	348	DX224	SLU_ENV_NL	Min	147656.98	44081.18	2791.06	-4712.53	-4614.57
545	348	SX224	SLU_ENV_NL	Min	-144549.79	-43148.85	3111.75	-4712.53	1558.68
545	348	SX237	SLU_ENV_NL	Min	-142985.14	-43111.63	840.90	501.08	1558.68
545	348	DX237	SLU_ENV_NL	Min	145413.35	43839.92	520.21	501.08	-4614.57
545	348	DX224	SLE_NL	Max	120097.84	35555.87	14274.87	-3487.27	-3414.79
545	348	SX224	SLE_NL	Max	-94644.18	-27920.45	12835.56	-3487.27	3412.23
545	348	SX237	SLE_NL	Max	-91557.89	-27940.16	12538.09	2298.33	3412.23
545	348	DX237	SLE_NL	Max	114842.29	34926.17	13977.40	2298.33	-3414.79
545	348	DX224	SLE_NL	Min	120097.84	35555.87	14274.87	-3487.27	-3414.79
545	348	SX224	SLE_NL	Min	-94644.18	-27920.45	12835.56	-3487.27	3412.23
545	348	SX237	SLE_NL	Min	-91557.89	-27940.16	12538.09	2298.33	3412.23
545	348	DX237	SLE_NL	Min	114842.29	34926.17	13977.40	2298.33	-3414.79
546	349	DX237	SLU_ENV_NL	Max	153187.35	45390.69	18811.13	-1232.34	-474.88
546	349	SX237	SLU_ENV_NL	Max	-121722.58	-35952.23	16963.54	-1232.34	4074.62
546	349	SX250	SLU_ENV_NL	Max	-117879.63	-35928.43	16344.61	2692.56	4074.62
546	349	DX250	SLU_ENV_NL	Max	149580.41	44942.24	18192.19	2692.56	-494.88
546	349	DX237	SLU_ENV_NL	Min	144939.17	43413.64	-3207.91	-4216.65	-4078.25
546	349	SX237	SLU_ENV_NL	Min	-142510.24	-42682.96	386.25	-4216.65	502.35
546	349	SX250	SLU_ENV_NL	Min	-136650.49	-41065.26	-1498.17	-387.23	502.35
546	349	DX250	SLU_ENV_NL	Min	147068.42	44686.04	-5092.34	-387.23	-4078.25
546	349	DX237	SLE_NL	Max	113358.64	33589.11	13920.23	-3120.32	-3017.91
546	349	SX237	SLE_NL	Max	-90074.71	-26604.65	12553.02	-3120.32	3015.22
546	349	SX250	SLE_NL	Max	-87230.92	-26587.04	12095.01	1992.49	3015.22
546	349	DX250	SLE_NL	Max	108830.63	33067.67	13462.22	1992.49	-3017.91
546	349	DX237	SLE_NL	Min	113358.64	33589.11	13920.23	-3120.32	-3017.91
546	349	SX237	SLE_NL	Min	-90074.71	-26604.65	12553.02	-3120.32	3015.22
546	349	SX250	SLE_NL	Min	-87230.92	-26587.04	12095.01	1992.49	3015.22
546	349	DX250	SLE_NL	Min	108830.63	33067.67	13462.22	1992.49	-3017.91
547	350	DX250	SLU_ENV_NL	Max	149485.30	44857.82	17914.49	-736.55	86.24
547	350	SX250	SLU_ENV_NL	Max	-116120.48	-34344.58	15943.46	-736.55	3548.30
547	350	SX263	SLU_ENV_NL	Max	-113169.67	-34442.47	14849.21	2282.92	3548.30
547	350	DX263	SLU_ENV_NL	Max	150755.21	45214.33	16820.24	2282.92	86.24
547	350	DX250	SLU_ENV_NL	Min	145308.60	43099.94	-5189.88	-3734.53	-3552.29
547	350	SX250	SLU_ENV_NL	Min	-136554.34	-40977.38	-3522.04	-3734.53	-81.95
547	350	SX263	SLU_ENV_NL	Min	-135489.95	-40635.90	-4370.54	-879.09	-81.95
547	350	DX263	SLU_ENV_NL	Min	139583.30	42367.62	-6038.38	-879.09	-3552.29
547	350	DX250	SLE_NL	Max	107528.36	31893.96	13256.72	-2763.55	-2628.70
547	350	SX250	SLE_NL	Max	-85929.16	-25414.99	11798.16	-2763.55	2625.74
547	350	SX263	SLE_NL	Max	-83745.56	-25487.43	10988.41	1689.36	2625.74
547	350	DX263	SLE_NL	Max	103291.64	31352.04	12446.98	1689.36	-2628.70
547	350	DX250	SLE_NL	Min	107528.36	31893.96	13256.72	-2763.55	-2628.70
547	350	SX250	SLE_NL	Min	-85929.16	-25414.99	11798.16	-2763.55	2625.74
547	350	SX263	SLE_NL	Min	-83745.56	-25487.43	10988.41	1689.36	2625.74
547	350	DX263	SLE_NL	Min	103291.64	31352.04	12446.98	1689.36	-2628.70
548	351	DX263	SLU_ENV_NL	Max	150881.39	45328.42	15230.11	-418.80	461.91
548	351	SX263	SLU_ENV_NL	Max	-111711.21	-33129.49	13352.39	-418.80	2771.21
548	351	SX276	SLU_ENV_NL	Max	-109779.30	-33317.66	12872.64	1654.33	2771.21
548	351	DX276	SLU_ENV_NL	Max	151819.10	45481.73	14750.36	1654.33	461.91
548	351	DX263	SLU_ENV_NL	Min	138124.15	41052.37	-5003.15	-3045.83	-2774.98
548	351	SX263	SLU_ENV_NL	Min	-135615.78	-40748.84	-5092.52	-3045.83	-462.30
548	351	SX276	SLU_ENV_NL	Min	-135807.36	-40678.10	-5550.55	-1202.03	-462.30
548	351	DX276	SLU_ENV_NL	Min	133279.25	40368.65	-5461.18	-1202.03	-2774.98
548	351	DX263	SLE_NL	Max	102211.87	30378.75	11270.28	-2253.92	-2053.48
548	351	SX263	SLE_NL	Max	-82666.29	-24515.83	9880.77	-2253.92	2050.70
548	351	SX276	SLE_NL	Max	-81236.68	-24655.07	9525.76	1224.20	2050.70
548	351	DX276	SLE_NL	Max	98626.64	29872.80	10915.27	1224.20	-2053.48
548	351	DX263	SLE_NL	Min	102211.87	30378.75	11270.28	-2253.92	-2053.48
548	351	SX263	SLE_NL	Min	-82666.29	-24515.83	9880.77	-2253.92	2050.70
548	351	SX276	SLE_NL	Min	-81236.68	-24655.07	9525.76	1224.20	2050.70
548	351	DX276	SLE_NL	Min	98626.64	29872.80	10915.27	1224.20	-2053.48
549	352	DX276	SLU_ENV_NL	Max	120725.76	36265.20	16084.11	-102.51	493.67
549	352	SX276	SLU_ENV_NL	Max	-86769.34	-25750.74	13789.15	-102.51	2899.35
549	352	SX289	SLU_ENV_NL	Max	-85157.73	-25827.38	13364.04	2033.76	2899.35
549	352	DX289	SLU_ENV_NL	Max	118893.94	35620.71	15659.00	2033.76	493.67
549	352	DX276	SLU_ENV_NL	Min	105613.57	31403.04	-4569.43	-2883.66	-2903.21



Autorità Portuale di Taranto
Interventi per il dragaggio di 2,3 M m³ di sedimenti in area Molo Polisettoriale e per la realizzazione di un primo lotto della cassa di colmata funzionale all'ampliamento del V Sporgente del Porto di Taranto

Allegati alla relazione di calcolo strutturale allineamento "BC"

Data 05/2016
Rev. B
c.d.c.: C296A
514B



549	352	SX276	SLU_ENV_NL	Min	-109816.82	-32993.37	-6840.43	-2883.66	-497.06
549	352	SX289	SLU_ENV_NL	Min	-113091.94	-33879.26	-7032.09	-942.11	-497.06
549	352	DX289	SLU_ENV_NL	Min	98771.92	29912.60	-4761.09	-942.11	-2903.21
549	352	DX276	SLE_NL	Max	78154.04	23238.25	11902.24	-2133.91	-2148.37
549	352	SX276	SLE_NL	Max	-64209.31	-19055.55	10203.97	-2133.91	2145.52
549	352	SX289	SLE_NL	Max	-63016.72	-19112.26	9889.39	1504.98	2145.52
549	352	DX289	SLE_NL	Max	73091.22	22135.32	11587.66	1504.98	-2148.37
549	352	DX276	SLE_NL	Min	78154.04	23238.25	11902.24	-2133.91	-2148.37
549	352	SX276	SLE_NL	Min	-64209.31	-19055.55	10203.97	-2133.91	2145.52
549	352	SX289	SLE_NL	Min	-63016.72	-19112.26	9889.39	1504.98	2145.52
549	352	DX289	SLE_NL	Min	73091.22	22135.32	11587.66	1504.98	-2148.37
550	353	DX289	SLU_ENV_NL	Max	119057.19	35752.49	13408.28	-222.06	361.17
550	353	SX289	SLU_ENV_NL	Max	-84170.22	-25032.03	12184.60	-222.06	2266.80
550	353	SX302	SLU_ENV_NL	Max	-82109.90	-24852.01	10861.73	1518.36	2266.80
550	353	DX302	SLU_ENV_NL	Max	124075.50	37187.31	12085.41	1518.36	361.17
550	353	DX289	SLU_ENV_NL	Min	97783.92	29115.65	-6854.18	-2325.33	-2268.76
550	353	SX289	SLU_ENV_NL	Min	-113255.02	-34010.50	-3679.50	-2325.33	-355.79
550	353	SX302	SLU_ENV_NL	Min	-109281.19	-32750.37	-3376.28	-829.65	-355.79
550	353	DX302	SLU_ENV_NL	Min	93236.78	28190.56	-6550.96	-829.65	-2268.76
550	353	DX289	SLE_NL	Max	72360.10	21545.58	9922.13	-1720.74	-1678.88
550	353	SX289	SLE_NL	Max	-62285.96	-18523.70	9016.60	-1720.74	1677.43
550	353	SX302	SLE_NL	Max	-60761.32	-18390.49	8037.68	1123.59	1677.43
550	353	DX302	SLE_NL	Max	68995.22	20861.02	8943.20	1123.59	-1678.88
550	353	DX289	SLE_NL	Min	68425.97	20401.86	8146.72	-1387.99	-1300.96
550	353	SX302	SLE_NL	Min	-60192.34	-17932.20	7120.04	-1387.99	1299.24
550	353	SX315	SLE_NL	Max	-59506.75	-17977.52	6303.61	815.57	1299.24
550	353	DX315	SLE_NL	Max	65323.55	19723.00	7330.30	815.57	-1300.96
550	353	DX302	SLE_NL	Min	68425.97	20401.86	8146.72	-1387.99	-1300.96
550	353	SX302	SLE_NL	Min	-60192.34	-17932.20	7120.04	-1387.99	1299.24
550	353	SX315	SLE_NL	Min	-59506.75	-17977.52	6303.61	815.57	1299.24
550	353	DX315	SLE_NL	Min	65323.55	19723.00	7330.30	815.57	-1300.96
552	355	DX315	SLU_ENV_NL	Max	126784.43	38034.41	8384.26	-540.26	-12.58
552	355	SX315	SLU_ENV_NL	Max	-79826.21	-23820.06	7861.11	-540.26	1322.18
552	355	SX328	SLU_ENV_NL	Max	-78309.27	-23620.58	6918.27	746.77	1322.18
552	355	DX328	SLU_ENV_NL	Max	130003.01	39001.82	7441.42	746.77	-12.58
552	355	DX315	SLU_ENV_NL	Min	87686.51	26178.00	-4391.17	-1494.73	-1322.79
552	355	SX315	SLU_ENV_NL	Min	-107005.27	-32099.70	-2174.82	-1494.73	16.42
552	355	SX328	SLU_ENV_NL	Min	-103744.44	-31125.22	-1778.50	-515.68	16.42
552	355	DX328	SLU_ENV_NL	Min	85350.21	25733.02	-3994.86	-515.68	-1322.79
552	355	DX315	SLE_NL	Max	64888.02	19371.72	6204.35	-1106.10	-978.87
552	355	SX315	SLE_NL	Max	-59071.39	-17626.84	5817.22	-1106.10	978.41
552	355	SX328	SLE_NL	Max	-57948.86	-17479.23	5119.52	552.61	978.41
552	355	DX328	SLE_NL	Max	63159.16	19042.43	5506.65	552.61	-978.87
552	355	DX315	SLE_NL	Min	64888.02	19371.72	6204.35	-1106.10	-978.87
552	355	SX315	SLE_NL	Min	-59071.39	-17626.84	5817.22	-1106.10	978.41
552	355	SX328	SLE_NL	Min	-57948.86	-17479.23	5119.52	552.61	978.41
552	355	DX328	SLE_NL	Min	63159.16	19042.43	5506.65	552.61	-978.87
553	356	DX328	SLU_ENV_NL	Max	129957.85	38966.11	7325.88	-716.20	-221.89
553	356	SX328	SLU_ENV_NL	Max	-77869.80	-23266.81	5351.43	-716.20	976.42
553	356	SX341	SLU_ENV_NL	Max	-78884.92	-23759.61	4452.34	464.61	976.42
553	356	DX341	SLU_ENV_NL	Max	131691.08	39528.57	6426.78	464.61	-221.89
553	356	DX328	SLU_ENV_NL	Min	84910.39	25378.06	-2756.69	-1193.45	-980.09
553	356	SX328	SLU_ENV_NL	Min	-103698.73	-31087.68	-1404.34	-1193.45	224.67
553	356	SX341	SLU_ENV_NL	Min	-101314.95	-30416.42	-931.00	-337.76	224.67
553	356	DX341	SLU_ENV_NL	Min	81045.00	24408.55	-2283.35	-337.76	-980.09
553	356	DX328	SLE_NL	Max	62833.69	18779.77	5421.15	-883.15	-725.27
553	356	SX328	SLE_NL	Max	-57623.65	-17217.44	3960.06	-883.15	722.55
553	356	SX341	SLE_NL	Max	-58374.84	-17582.11	3294.73	343.81	722.55
553	356	DX341	SLE_NL	Max	59973.30	18062.33	4755.82	343.81	-725.27
553	356	DX328	SLE_NL	Min	62833.69	18779.77	5421.15	-883.15	-725.27
553	356	SX328	SLE_NL	Min	-57623.65	-17217.44	3960.06	-883.15	722.55
553	356	SX341	SLE_NL	Min	-58374.84	-17582.11	3294.73	343.81	722.55
553	356	DX341	SLE_NL	Min	59973.30	18062.33	4755.82	343.81	-725.27
554	357	DX341	SLU_ENV_NL	Max	131592.74	39449.77	6434.16	-772.56	-291.46
554	357	SX341	SLU_ENV_NL	Max	-78566.47	-23504.00	2630.77	-772.56	687.20
554	357	SX354	SLU_ENV_NL	Max	-83515.13	-25120.48	1294.94	227.66	687.20
554	357	DX354	SLU_ENV_NL	Max	132794.37	39866.36	5098.33	227.66	-291.46
554	357	DX341	SLU_ENV_NL	Min	80725.70	24150.12	-1390.43	-942.64	-693.75
554	357	SX341	SLU_ENV_NL	Min	-101216.24	-30336.39	-482.89	-942.64	293.16



Autorità Portuale di Taranto
Interventi per il dragaggio di 2,3 M³ di sedimenti in area Molo Polisettoriale e per la realizzazione di un primo lotto della cassa di colmata funzionale all'ampliamento del V Sporgente del Porto di Taranto

Allegati alla relazione di calcolo strutturale allineamento "BC"

Data 05/2016
Rev. B
c.d.c.: C296A
514B



554	357	SX354	SLU_ENV_NL	Min	-99162.91	-29777.35	-106.07	-277.12	293.16
554	357	DX354	SLU_ENV_NL	Min	73765.25	22197.16	-1013.62	-277.12	-693.75
554	357	DX341	SLE_NL	Max	59737.02	17871.09	4761.28	-697.55	-513.37
554	357	SX341	SLE_NL	Max	-58139.19	-17392.96	1946.77	-697.55	508.53
554	357	SX354	SLE_NL	Max	-61801.20	-18589.16	958.26	168.47	508.53
554	357	DX354	SLE_NL	Max	54586.29	16425.90	3772.76	168.47	-513.37
554	357	DX341	SLE_NL	Min	59737.02	17871.09	4761.28	-697.55	-513.37
554	357	SX341	SLE_NL	Min	-58139.19	-17392.96	1946.77	-697.55	508.53
554	357	SX354	SLE_NL	Min	-61801.20	-18589.16	958.26	168.47	508.53
554	357	DX354	SLE_NL	Min	54586.29	16425.90	3772.76	168.47	-513.37
555	358	DX354	SLU_ENV_NL	Max	132661.74	39759.73	-183.71	-540.73	-216.87
555	358	SX354	SLU_ENV_NL	Max	-83340.97	-24979.99	3357.50	-540.73	402.78
555	358	SX367	SLU_ENV_NL	Max	-76268.70	-22902.91	2270.64	-166.68	402.78
555	358	DX367	SLU_ENV_NL	Max	132695.40	39847.42	46.40	-166.68	-216.87
555	358	DX354	SLU_ENV_NL	Min	73591.18	22056.97	-963.84	-862.92	-401.91
555	358	SX354	SLU_ENV_NL	Min	-99030.07	-29670.01	258.39	-862.92	224.51
555	358	SX367	SLU_ENV_NL	Min	-97824.13	-29386.25	488.50	-180.99	224.51
555	358	DX367	SLU_ENV_NL	Min	80020.46	24026.52	-2050.69	-180.99	-401.91
555	358	DX354	SLE_NL	Max	54457.48	16322.16	-713.24	-400.14	-160.48
555	358	SX354	SLE_NL	Max	-61672.32	-18485.19	2484.55	-400.14	166.14
555	358	SX367	SLE_NL	Max	-56438.84	-16948.15	1680.28	-123.35	166.14
555	358	DX367	SLE_NL	Max	59215.14	17779.62	-1517.51	-123.35	-160.48
555	358	DX354	SLE_NL	Min	54457.48	16322.16	-713.24	-400.14	-160.48
555	358	SX354	SLE_NL	Min	-61672.32	-18485.19	2484.55	-400.14	166.14
555	358	SX367	SLE_NL	Min	-56438.84	-16948.15	1680.28	-123.35	166.14
555	358	DX367	SLE_NL	Min	59215.14	17779.62	-1517.51	-123.35	-160.48
556	359	DX367	SLU_ENV_NL	Max	132551.86	39731.91	362.17	-428.83	-88.21
556	359	SX367	SLU_ENV_NL	Max	-76208.82	-22853.43	756.16	-428.83	349.70
556	359	SX380	SLU_ENV_NL	Max	-73391.75	-22026.74	777.52	-222.87	349.70
556	359	DX380	SLU_ENV_NL	Max	133170.72	39984.87	389.33	-222.87	-88.21
556	359	DX367	SLU_ENV_NL	Min	79961.53	23980.23	-1255.09	-814.79	-348.76
556	359	SX367	SLU_ENV_NL	Min	-97680.44	-29270.24	750.36	-814.79	92.14
556	359	SX380	SLU_ENV_NL	Min	-96044.04	-28847.10	575.41	-276.00	92.14
556	359	DX380	SLU_ENV_NL	Min	82515.87	24762.99	-1435.84	-276.00	-348.76
556	359	DX367	SLE_NL	Max	59171.53	17745.37	-928.77	-317.34	-65.27
556	359	SX367	SLE_NL	Max	-56394.52	-16911.54	559.56	-317.34	68.18
556	359	SX380	SLE_NL	Max	-54309.89	-16299.78	425.80	-204.24	68.18
556	359	DX380	SLE_NL	Max	61061.75	18324.61	-1062.52	-204.24	-65.27
556	359	DX367	SLE_NL	Min	59171.53	17745.37	-928.77	-317.34	-65.27
556	359	SX367	SLE_NL	Min	-56394.52	-16911.54	559.56	-317.34	68.18
556	359	SX380	SLE_NL	Min	-54309.89	-16299.78	425.80	-204.24	68.18
556	359	DX380	SLE_NL	Min	61061.75	18324.61	-1062.52	-204.24	-65.27
557	360	SX234	SLU_ENV_NL	Max	985.61	1478.65	276.28	296.49	2.87
557	360	SX247	SLU_ENV_NL	Max	766.78	571.02	282.12	260.86	2.87
557	360	SX246	SLU_ENV_NL	Max	-3245.54	-2088.39	235.18	260.86	23.61
557	360	SX233	SLU_ENV_NL	Max	-5062.04	-4.43	87.78	296.49	23.61
557	360	SX234	SLU_ENV_NL	Min	-113.10	530.87	-2528.20	223.66	-39.27
557	360	SX247	SLU_ENV_NL	Min	-70.95	-1135.12	202.97	-122.51	-39.27
557	360	SX246	SLU_ENV_NL	Min	-10597.84	-3367.61	93.62	-122.51	-2.71
557	360	SX233	SLU_ENV_NL	Min	-10272.71	-3374.94	-2495.98	223.66	-2.71
557	360	SX234	SLE_NL	Max	-83.69	1094.20	204.45	219.41	-29.06
557	360	SX247	SLE_NL	Max	-52.51	-839.99	208.77	-90.66	-29.06
557	360	SX246	SLE_NL	Max	-2401.70	-1545.41	69.28	-90.66	17.47
557	360	SX233	SLE_NL	Max	-3745.91	-3.28	64.96	219.41	17.47
557	360	SX234	SLE_NL	Min	-83.69	1094.20	204.45	219.41	-29.06
557	360	SX247	SLE_NL	Min	-52.51	-839.99	208.77	-90.66	-29.06
557	360	SX246	SLE_NL	Min	-2401.70	-1545.41	69.28	-90.66	17.47
557	360	SX233	SLE_NL	Min	-3745.91	-3.28	64.96	219.41	17.47
558	845	DX158	SLU_ENV_NL	Max	-7545.60	-2446.95	3998.31	4544.98	1.37
558	845	DX145	SLU_ENV_NL	Max	16317.45	4812.03	187.38	4671.64	1.37
558	845	DX146	SLU_ENV_NL	Max	177890.43	53650.95	-447.00	4671.64	163.34
558	845	DX159	SLU_ENV_NL	Max	170775.35	51332.72	1249.08	4544.98	163.34
558	845	DX158	SLU_ENV_NL	Min	-14150.24	-5412.50	1883.46	3754.96	-242.18
558	845	DX145	SLU_ENV_NL	Min	-2451.79	-698.88	142.63	1053.20	-242.18
558	845	DX146	SLU_ENV_NL	Min	108904.98	33227.29	-2922.09	1053.20	-17.64
558	845	DX159	SLU_ENV_NL	Min	80370.99	23741.20	933.58	3754.96	-17.64
558	845	DX158	SLE_NL	Max	-5583.74	-1810.74	1393.76	3363.29	1.02
558	845	DX145	SLE_NL	Max	-1814.32	-517.17	138.66	3457.01	1.02
558	845	DX146	SLE_NL	Max	131638.92	39701.70	-330.78	3457.01	-13.05
558	845	DX159	SLE_NL	Max	126373.76	37986.21	924.32	3363.29	-13.05
558	845	DX158	SLE_NL	Min	-5583.74	-1810.74	1393.76	3363.29	1.02
558	845	DX145	SLE_NL	Min	-1814.32	-517.17	138.66	3457.01	1.02
558	845	DX146	SLE_NL	Min	131638.92	39701.70	-330.78	3457.01	-13.05
558	845	DX159	SLE_NL	Min	126373.76	37986.21	924.32	3363.29	-13.05
559	846	DX144	SLU_ENV_NL	Max	-151.89	-99.67	2448.89	657.19	-0.24
559	846	DX131	SLU_ENV_NL	Max	1501.43	2412.03	2566.79	431.72	-0.24
559	846	DX132	SLU_ENV_NL	Max	22256.14	8608.91	2260.28	431.72	7.38
559	846	DX145	SLU_ENV_NL	Max	19313.34	6351.22	2142.39	657.19	7.38
559	846	DX144	SLU_ENV_NL	Min	-2296.28	-197.75	620.64	9.57	-26.46
559	846	DX131	SLU_ENV_NL	Min	381.67	798.31	1074.31	59.89	-26.46
559	846	DX132	SLU_ENV_NL	Min	1753.62	1122.31	1045.03	59.89	-7.79



Autorità Portuale di Taranto
Interventi per il dragaggio di 2,3 M m³ di sedimenti in area Molo Polisettoriale e per la realizzazione di un primo lotto della cassa di colmata funzionale all'ampliamento del V Sporgente del Porto di Taranto

Allegati alla relazione di calcolo strutturale allineamento "BC"

Data 05/2016
Rev. B
c.d.c.: C296A
514B



559	846	DX145	SLU_ENV_NL	Min	1178.41	110.92	591.37	9.57	-7.79
559	846	DX144	SLE_NL	Max	-112.40	-146.34	459.27	7.08	-0.18
559	846	DX131	SLE_NL	Max	282.43	590.75	794.99	44.32	-0.18
559	846	DX132	SLE_NL	Max	1297.68	830.51	773.32	44.32	-5.77
559	846	DX145	SLE_NL	Max	872.03	82.08	437.61	7.08	-5.77
559	846	DX144	SLE_NL	Min	-112.40	-146.34	459.27	7.08	-0.18
559	846	DX131	SLE_NL	Min	282.43	590.75	794.99	44.32	-0.18
559	846	DX132	SLE_NL	Min	1297.68	830.51	773.32	44.32	-5.77
559	846	DX145	SLE_NL	Min	872.03	82.08	437.61	7.08	-5.77
560	847	DX145	SLU_ENV_NL	Max	13817.13	4602.60	504.53	3688.52	459.75
560	847	DX132	SLU_ENV_NL	Max	20296.35	8120.74	4957.11	5903.86	459.75
560	847	DX133	SLU_ENV_NL	Max	188317.12	56956.10	3573.63	5903.86	-176.10
560	847	DX146	SLU_ENV_NL	Max	179293.65	53301.44	-118.66	3688.52	-176.10
560	847	DX145	SLU_ENV_NL	Min	-4212.68	-1541.62	-609.60	-529.54	153.71
560	847	DX132	SLU_ENV_NL	Min	-761.84	402.88	1126.52	5885.86	153.71
560	847	DX133	SLU_ENV_NL	Min	132098.98	40613.93	503.33	5885.86	-505.87
560	847	DX146	SLU_ENV_NL	Min	111154.95	32602.18	-1993.08	-529.54	-505.87
560	847	DX145	SLE_NL	Max	-3117.38	-1140.80	373.35	2729.51	113.74
560	847	DX132	SLE_NL	Max	-563.76	298.13	833.62	4355.54	113.74
560	847	DX133	SLE_NL	Max	139354.67	42147.51	372.46	4355.54	-130.32
560	847	DX146	SLE_NL	Max	132677.30	39443.07	-87.81	2729.51	-130.32
560	847	DX145	SLE_NL	Min	-3117.38	-1140.80	373.35	2729.51	113.74
560	847	DX132	SLE_NL	Min	-563.76	298.13	833.62	4355.54	113.74
560	847	DX133	SLE_NL	Min	139354.67	42147.51	372.46	4355.54	-130.32
560	847	DX146	SLE_NL	Min	132677.30	39443.07	-87.81	2729.51	-130.32
561	848	DX131	SLU_ENV_NL	Max	493.74	-857.21	2281.08	668.15	-0.23
561	848	DX118	SLU_ENV_NL	Max	-263.13	195.92	1745.31	308.23	-0.23
561	848	DX119	SLU_ENV_NL	Max	16852.48	5185.93	2104.95	308.23	20.57
561	848	DX132	SLU_ENV_NL	Max	20449.44	3857.81	2640.73	668.15	20.57
561	848	DX131	SLU_ENV_NL	Min	-178.21	-2218.17	1039.10	13.73	-33.44
561	848	DX118	SLU_ENV_NL	Min	-1177.93	-329.05	377.87	66.66	-33.44
561	848	DX119	SLU_ENV_NL	Min	1283.01	790.57	426.02	66.66	-8.17
561	848	DX132	SLU_ENV_NL	Min	1403.12	-256.75	1087.25	13.73	-8.17
561	848	DX131	SLE_NL	Max	-131.87	-634.33	768.93	10.16	-0.17
561	848	DX118	SLE_NL	Max	-194.72	144.98	279.63	49.33	-0.17
561	848	DX119	SLE_NL	Max	949.43	585.03	315.25	49.33	-6.05
561	848	DX132	SLE_NL	Max	1038.31	-190.00	804.56	10.16	-6.05
561	848	DX131	SLE_NL	Min	-131.87	-634.33	768.93	10.16	-0.17
561	848	DX118	SLE_NL	Min	-194.72	144.98	279.63	49.33	-0.17
561	848	DX119	SLE_NL	Min	949.43	585.03	315.25	49.33	-6.05
561	848	DX132	SLE_NL	Min	1038.31	-190.00	804.56	10.16	-6.05
562	849	DX132	SLU_ENV_NL	Max	11447.93	1106.88	5349.21	4350.90	272.47
562	849	DX119	SLU_ENV_NL	Max	20299.28	6270.45	59.48	5795.69	272.47
562	849	DX120	SLU_ENV_NL	Max	200477.24	60764.65	-619.81	5795.69	-121.07
562	849	DX133	SLU_ENV_NL	Max	190588.58	56702.22	3514.01	4350.90	-121.07
562	849	DX132	SLU_ENV_NL	Min	-3780.25	-1833.08	1504.12	1487.90	95.79
562	849	DX119	SLU_ENV_NL	Min	-6.53	425.03	-417.48	5541.14	95.79
562	849	DX120	SLU_ENV_NL	Min	166487.73	51140.86	-2252.69	5541.14	-335.90
562	849	DX133	SLU_ENV_NL	Min	138793.20	40447.12	824.83	1487.90	-335.90
562	849	DX132	SLE_NL	Max	-2797.38	-1356.48	1113.05	3219.66	70.88
562	849	DX119	SLE_NL	Max	-4.83	314.52	44.01	4288.81	70.88
562	849	DX120	SLE_NL	Max	148353.16	44965.84	-458.66	4288.81	-89.59
562	849	DX133	SLE_NL	Max	141035.55	41959.64	610.37	3219.66	-89.59
562	849	DX132	SLE_NL	Min	-2797.38	-1356.48	1113.05	3219.66	70.88
562	849	DX119	SLE_NL	Min	-4.83	314.52	44.01	4288.81	70.88
562	849	DX120	SLE_NL	Min	148353.16	44965.84	-458.66	4288.81	-89.59
562	849	DX133	SLE_NL	Min	141035.55	41959.64	610.37	3219.66	-89.59
563	850	DX118	SLU_ENV_NL	Max	-481.30	-81.82	1937.35	705.29	8.56
563	850	DX105	SLU_ENV_NL	Max	660.70	1940.98	1663.50	132.84	8.56
563	850	DX106	SLU_ENV_NL	Max	15441.03	6421.26	1699.46	132.84	38.26
563	850	DX119	SLU_ENV_NL	Max	16162.37	4960.43	1973.30	705.29	38.26
563	850	DX118	SLU_ENV_NL	Min	-553.06	-302.06	433.76	-26.88	-52.20
563	850	DX105	SLU_ENV_NL	Min	1.74	469.21	992.26	102.42	-52.20
563	850	DX106	SLU_ENV_NL	Min	2348.28	1062.98	924.91	102.42	-15.41
563	850	DX119	SLU_ENV_NL	Min	1222.80	121.45	366.42	-26.88	-15.41
563	850	DX118	SLE_NL	Max	-409.26	-223.52	320.99	-19.89	6.33
563	850	DX105	SLE_NL	Max	1.29	347.22	734.27	98.30	6.33
563	850	DX106	SLE_NL	Max	1737.73	786.61	684.44	98.30	-11.40
563	850	DX119	SLE_NL	Max	904.87	89.88	271.15	-19.89	-11.40
563	850	DX118	SLE_NL	Min	-409.26	-223.52	320.99	-19.89	6.33
563	850	DX105	SLE_NL	Min	1.29	347.22	734.27	98.30	6.33
563	850	DX106	SLE_NL	Min	1737.73	786.61	684.44	98.30	-11.40
563	850	DX119	SLE_NL	Min	904.87	89.88	271.15	-19.89	-11.40
564	851	DX119	SLU_ENV_NL	Max	12826.07	3867.64	341.61	4528.54	457.96
564	851	DX106	SLU_ENV_NL	Max	14149.90	6125.83	4200.24	7496.58	457.96
564	851	DX107	SLU_ENV_NL	Max	208486.20	62755.60	3307.07	7496.58	-124.66
564	851	DX120	SLU_ENV_NL	Max	202250.45	60194.76	-94.49	4528.54	-124.66
564	851	DX119	SLU_ENV_NL	Min	-2373.59	-984.54	-553.91	1145.81	108.77
564	851	DX106	SLU_ENV_NL	Min	136.05	426.39	937.04	6083.72	108.77
564	851	DX107	SLU_ENV_NL	Min	190118.25	57987.86	500.94	6083.72	-495.26
564	851	DX120	SLU_ENV_NL	Min	173174.38	50921.79	-1447.07	1145.81	-495.26



Autorità Portuale di Taranto
Interventi per il dragaggio di 2,3 M m³ di sedimenti in area Molo Polisettoriale e per la realizzazione di un primo lotto della cassa di colmata funzionale all'ampliamento del V Sporgente del Porto di Taranto

Allegati alla relazione di calcolo strutturale allineamento "BC"

Data 05/2016
Rev. B
c.d.c.: C296A
514B



564	851	DX119	SLE_NL	Max	-1756.45	-728.56	252.79	3351.12	80.49
564	851	DX106	SLE_NL	Max	100.68	315.53	693.41	4501.95	80.49
564	851	DX107	SLE_NL	Max	154279.79	46439.15	370.70	4501.95	-92.24
564	851	DX120	SLE_NL	Max	149665.34	44544.13	-69.92	3351.12	-92.24
564	851	DX119	SLE_NL	Min	-1756.45	-728.56	252.79	3351.12	80.49
564	851	DX106	SLE_NL	Min	100.68	315.53	693.41	4501.95	80.49
564	851	DX107	SLE_NL	Min	154279.79	46439.15	370.70	4501.95	-92.24
564	851	DX120	SLE_NL	Min	149665.34	44544.13	-69.92	3351.12	-92.24
565	852	DX105	SLU_ENV_NL	Max	157.64	-794.33	1500.85	522.12	34.91
565	852	DX92	SLU_ENV_NL	Max	-367.60	246.38	1511.70	371.57	34.91
565	852	DX93	SLU_ENV_NL	Max	9144.10	3037.87	1933.36	371.57	25.91
565	852	DX106	SLU_ENV_NL	Max	13472.31	2051.11	1922.51	522.12	25.91
565	852	DX105	SLU_ENV_NL	Min	-821.41	-1928.16	1004.09	-160.78	-36.28
565	852	DX92	SLU_ENV_NL	Min	-2043.96	-320.47	521.65	107.68	-36.28
565	852	DX93	SLU_ENV_NL	Min	4445.06	1786.61	430.58	107.68	-44.97
565	852	DX106	SLU_ENV_NL	Min	2566.75	310.93	913.03	-160.78	-44.97
565	852	DX105	SLE_NL	Max	-607.84	-587.81	743.03	-118.98	25.83
565	852	DX92	SLE_NL	Max	-272.02	182.32	386.02	274.96	25.83
565	852	DX93	SLE_NL	Max	3289.35	1322.09	318.63	274.96	-33.28
565	852	DX106	SLE_NL	Max	1899.40	230.09	675.64	-118.98	-33.28
565	852	DX105	SLE_NL	Min	-607.84	-587.81	743.03	-118.98	25.83
565	852	DX92	SLE_NL	Min	-272.02	182.32	386.02	274.96	25.83
565	852	DX93	SLE_NL	Min	3289.35	1322.09	318.63	274.96	-33.28
565	852	DX106	SLE_NL	Min	1899.40	230.09	675.64	-118.98	-33.28
566	853	DX106	SLU_ENV_NL	Max	6099.06	-199.21	4714.25	5440.00	216.78
566	853	DX93	SLU_ENV_NL	Max	11484.23	3778.25	48.23	6684.16	216.78
566	853	DX94	SLU_ENV_NL	Max	216409.78	66195.02	-335.61	6684.16	-6.22
566	853	DX107	SLU_ENV_NL	Max	209401.63	62537.71	3451.75	5440.00	-6.22
566	853	DX106	SLU_ENV_NL	Min	-1222.46	-832.65	1318.65	3467.87	-10.57
566	853	DX93	SLU_ENV_NL	Min	2222.93	1126.79	-708.91	5411.02	-10.57
566	853	DX94	SLU_ENV_NL	Min	213864.31	64777.18	-1971.41	5411.02	-265.97
566	853	DX107	SLU_ENV_NL	Min	196237.77	57875.20	934.81	3467.87	-265.97
566	853	DX106	SLE_NL	Max	-904.62	-616.16	975.80	4025.60	-7.82
566	853	DX93	SLE_NL	Max	1644.97	833.82	35.69	4004.16	-7.82
566	853	DX94	SLE_NL	Max	158259.59	47935.11	-248.35	4004.16	-4.60
566	853	DX107	SLE_NL	Max	154957.21	46277.90	691.76	4025.60	-4.60
566	853	DX106	SLE_NL	Min	-904.62	-616.16	975.80	4025.60	-7.82
566	853	DX93	SLE_NL	Min	1644.97	833.82	35.69	4004.16	-7.82
566	853	DX94	SLE_NL	Min	158259.59	47935.11	-248.35	4004.16	-4.60
566	853	DX107	SLE_NL	Min	154957.21	46277.90	691.76	4025.60	-4.60
567	854	DX92	SLU_ENV_NL	Max	-1395.52	-568.83	1843.47	317.86	43.02
567	854	DX79	SLU_ENV_NL	Max	1434.39	1617.47	1805.51	532.19	43.02
567	854	DX80	SLU_ENV_NL	Max	11326.41	4798.13	1407.67	532.19	-1.35
567	854	DX93	SLU_ENV_NL	Max	8680.73	2607.41	1608.49	317.86	-1.35
567	854	DX92	SLU_ENV_NL	Min	-1796.49	-609.68	677.82	-141.07	-16.32
567	854	DX79	SLU_ENV_NL	Min	953.61	953.06	1458.06	218.06	-16.32
567	854	DX80	SLU_ENV_NL	Min	10221.52	3364.93	1223.08	218.06	-58.01
567	854	DX93	SLU_ENV_NL	Min	5034.04	1138.70	279.98	-141.07	-58.01
567	854	DX92	SLE_NL	Max	-1032.68	-420.94	501.59	-104.39	31.83
567	854	DX79	SLE_NL	Max	1061.45	705.26	1336.07	393.82	31.83
567	854	DX80	SLE_NL	Max	7563.93	2490.05	1041.67	393.82	-42.93
567	854	DX93	SLE_NL	Max	3725.19	842.64	207.19	-104.39	-42.93
567	854	DX92	SLE_NL	Min	-1032.68	-420.94	501.59	-104.39	31.83
567	854	DX79	SLE_NL	Min	1061.45	705.26	1336.07	393.82	31.83
567	854	DX80	SLE_NL	Min	7563.93	2490.05	1041.67	393.82	-42.93
567	854	DX93	SLE_NL	Min	3725.19	842.64	207.19	-104.39	-42.93
568	855	DX93	SLU_ENV_NL	Max	6523.18	1903.87	488.37	5555.78	253.67
568	855	DX80	SLU_ENV_NL	Max	8166.16	3906.33	3404.57	7372.10	253.67
568	855	DX81	SLU_ENV_NL	Max	229789.23	69575.05	2884.42	7372.10	16.69
568	855	DX94	SLU_ENV_NL	Max	220506.36	65187.80	76.86	5555.78	16.69
568	855	DX93	SLU_ENV_NL	Min	2193.17	280.34	-616.86	3821.74	-32.21
568	855	DX80	SLU_ENV_NL	Min	7499.07	2554.30	1157.77	5230.01	-32.21
568	855	DX81	SLU_ENV_NL	Min	216202.83	64971.92	746.25	5230.01	-279.22
568	855	DX94	SLU_ENV_NL	Min	213216.73	63365.83	-1137.00	3821.74	-279.22
568	855	DX93	SLE_NL	Max	1622.94	207.45	361.40	4111.28	-23.83
568	855	DX80	SLE_NL	Max	5549.31	1890.18	856.75	3870.21	-23.83
568	855	DX81	SLE_NL	Max	159990.09	48079.22	552.23	3870.21	12.35
568	855	DX94	SLE_NL	Max	157780.38	46890.71	56.88	4111.28	12.35
568	855	DX93	SLE_NL	Min	1622.94	207.45	361.40	4111.28	-23.83
568	855	DX80	SLE_NL	Min	5549.31	1890.18	856.75	3870.21	-23.83
568	855	DX81	SLE_NL	Min	159990.09	48079.22	552.23	3870.21	12.35
568	855	DX94	SLE_NL	Min	157780.38	46890.71	56.88	4111.28	12.35
569	856	DX79	SLU_ENV_NL	Max	104.49	-790.01	1630.36	146.86	38.70
569	856	DX66	SLU_ENV_NL	Max	-225.78	358.03	888.90	587.68	38.70
569	856	DX67	SLU_ENV_NL	Max	11873.73	4326.79	1122.34	587.68	-23.76
569	856	DX80	SLU_ENV_NL	Max	10846.48	2758.18	1637.11	146.86	-23.76
569	856	DX79	SLU_ENV_NL	Min	-106.11	-1585.58	1243.86	-0.57	14.30
569	856	DX66	SLU_ENV_NL	Min	-1835.48	-429.46	-94.08	400.48	14.30
569	856	DX67	SLU_ENV_NL	Min	8872.55	2856.40	-87.33	400.48	-49.57
569	856	DX80	SLU_ENV_NL	Min	10480.02	1647.50	1477.30	-0.57	-49.57
569	856	DX79	SLE_NL	Max	77.32	-584.61	1206.47	-0.42	28.64



Autorità Portuale di Taranto
Interventi per il dragaggio di 2,3 M m³ di sedimenti in area Molo Polisettoriale e per la realizzazione di un primo lotto della cassa di colmata funzionale all'ampliamento del V Sporgente del Porto di Taranto

Allegati alla relazione di calcolo strutturale allineamento "BC"

Data 05/2016
Rev. B
c.d.c.: C296A
514B



569	856	DX66	SLE_NL	Max	-167.08	264.94	-69.62	434.88	28.64
569	856	DX67	SLE_NL	Max	8786.56	3201.82	-64.62	434.88	-36.68
569	856	DX80	SLE_NL	Max	8026.39	2041.06	1211.46	-0.42	-36.68
569	856	DX79	SLE_NL	Min	77.32	-584.61	1206.47	-0.42	28.64
569	856	DX66	SLE_NL	Min	-167.08	264.94	-69.62	434.88	28.64
569	856	DX67	SLE_NL	Min	8786.56	3201.82	-64.62	434.88	-36.68
569	856	DX80	SLE_NL	Min	8026.39	2041.06	1211.46	-0.42	-36.68
570	857	DX80	SLU_ENV_NL	Max	8678.72	2125.23	3920.89	6076.59	50.57
570	857	DX67	SLU_ENV_NL	Max	10257.20	3824.45	259.03	6388.19	50.57
570	857	DX68	SLU_ENV_NL	Max	242873.46	73957.11	383.72	6388.19	122.97
570	857	DX81	SLU_ENV_NL	Max	232514.12	69199.37	3206.19	6076.59	122.97
570	857	DX80	SLU_ENV_NL	Min	4069.70	-289.89	1292.10	5506.85	-130.81
570	857	DX67	SLU_ENV_NL	Min	8424.65	2736.33	-1233.29	4385.86	-130.81
570	857	DX68	SLU_ENV_NL	Min	211464.18	64303.78	-1947.99	4385.86	-81.71
570	857	DX81	SLU_ENV_NL	Min	214615.83	64043.13	1416.79	5506.85	-81.71
570	857	DX80	SLE_NL	Max	6422.25	1572.67	956.15	4496.68	-96.80
570	857	DX67	SLE_NL	Max	7590.33	2830.09	191.68	3245.53	-96.80
570	857	DX68	SLE_NL	Max	156483.49	47584.80	283.95	3245.53	90.99
570	857	DX81	SLE_NL	Max	158815.71	47391.92	1048.43	4496.68	90.99
570	857	DX80	SLE_NL	Min	6422.25	1572.67	956.15	4496.68	-96.80
570	857	DX67	SLE_NL	Min	7590.33	2830.09	191.68	3245.53	-96.80
570	857	DX68	SLE_NL	Min	156483.49	47584.80	283.95	3245.53	90.99
570	857	DX81	SLE_NL	Min	158815.71	47391.92	1048.43	4496.68	90.99
571	858	DX66	SLU_ENV_NL	Max	-1141.62	-645.78	1196.82	238.35	53.31
571	858	DX53	SLU_ENV_NL	Max	1297.78	941.64	1308.76	761.21	53.31
571	858	DX54	SLU_ENV_NL	Max	15694.89	5427.72	921.20	761.21	-25.44
571	858	DX67	SLU_ENV_NL	Max	11974.71	2991.03	809.26	238.35	-25.44
571	858	DX66	SLU_ENV_NL	Min	-2592.49	-908.49	73.60	-54.70	9.15
571	858	DX53	SLU_ENV_NL	Min	-187.99	872.15	842.97	468.84	9.15
571	858	DX54	SLU_ENV_NL	Min	15101.62	5099.78	557.95	468.84	-69.12
571	858	DX67	SLU_ENV_NL	Min	9605.05	2877.11	-211.42	-54.70	-69.12
571	858	DX66	SLE_NL	Max	-844.80	-672.28	54.47	176.38	6.77
571	858	DX53	SLE_NL	Max	960.36	696.81	623.80	346.94	6.77
571	858	DX54	SLE_NL	Max	11614.22	3773.83	412.88	346.94	-18.82
571	858	DX67	SLE_NL	Max	8861.29	2129.06	-156.45	176.38	-18.82
571	858	DX66	SLE_NL	Min	-844.80	-672.28	54.47	176.38	6.77
571	858	DX53	SLE_NL	Min	960.36	696.81	623.80	346.94	6.77
571	858	DX54	SLE_NL	Min	11614.22	3773.83	412.88	346.94	-18.82
571	858	DX67	SLE_NL	Min	8861.29	2129.06	-156.45	176.38	-18.82
572	859	DX67	SLU_ENV_NL	Max	11934.42	2877.82	-53.33	5659.81	63.74
572	859	DX54	SLU_ENV_NL	Max	8550.64	3492.10	2689.49	6539.07	63.74
572	859	DX55	SLU_ENV_NL	Max	245160.94	73696.27	2558.69	6539.07	113.80
572	859	DX68	SLU_ENV_NL	Max	243566.75	72304.78	1465.14	5659.81	113.80
572	859	DX67	SLU_ENV_NL	Min	7075.52	2202.50	-1027.18	5618.30	-88.73
572	859	DX54	SLU_ENV_NL	Min	650.57	573.68	344.71	4310.48	-88.73
572	859	DX55	SLU_ENV_NL	Min	191837.76	57794.10	1863.18	4310.48	-74.46
572	859	DX68	SLU_ENV_NL	Min	208739.07	61757.42	-1157.97	5618.30	-74.46
572	859	DX67	SLE_NL	Max	8831.47	2129.59	-39.46	4188.26	-65.66
572	859	DX54	SLE_NL	Max	481.42	424.52	255.09	3189.76	-65.66
572	859	DX55	SLE_NL	Max	141959.94	42767.63	1378.75	3189.76	84.21
572	859	DX68	SLE_NL	Max	154466.91	45700.49	1084.20	4188.26	84.21
572	859	DX67	SLE_NL	Min	8831.47	2129.59	-39.46	4188.26	-65.66
572	859	DX54	SLE_NL	Min	481.42	424.52	255.09	3189.76	-65.66
572	859	DX55	SLE_NL	Min	141959.94	42767.63	1378.75	3189.76	84.21
572	859	DX68	SLE_NL	Min	154466.91	45700.49	1084.20	4188.26	84.21
573	860	DX53	SLU_ENV_NL	Max	1014.90	349.68	1591.65	396.87	85.97
573	860	DX40	SLU_ENV_NL	Max	4787.64	1807.10	3293.13	1185.69	85.97
573	860	DX41	SLU_ENV_NL	Max	26649.21	8035.63	2400.82	1185.69	2.30
573	860	DX54	SLU_ENV_NL	Max	16022.52	4411.71	755.71	396.87	2.30
573	860	DX53	SLU_ENV_NL	Min	-2233.53	-1288.54	738.98	-154.52	-8.23
573	860	DX40	SLU_ENV_NL	Min	1595.88	1233.15	2264.90	326.68	-8.23
573	860	DX41	SLU_ENV_NL	Min	15166.91	5010.36	2281.63	326.68	-115.14
573	860	DX54	SLU_ENV_NL	Min	15593.77	3839.60	699.35	-154.52	-115.14
573	860	DX53	SLE_NL	Max	751.02	258.76	546.85	293.69	-6.09
573	860	DX40	SLE_NL	Max	1180.95	912.53	1676.02	241.74	-6.09
573	860	DX41	SLE_NL	Max	11223.52	3707.67	1688.40	241.74	1.70
573	860	DX54	SLE_NL	Max	11539.39	3264.67	559.23	293.69	1.70
573	860	DX53	SLE_NL	Min	751.02	258.76	546.85	293.69	-6.09
573	860	DX40	SLE_NL	Min	1180.95	912.53	1676.02	241.74	-6.09
573	860	DX41	SLE_NL	Min	11223.52	3707.67	1688.40	241.74	1.70
573	860	DX54	SLE_NL	Min	11539.39	3264.67	559.23	293.69	1.70
574	861	DX54	SLU_ENV_NL	Max	7014.99	1113.05	3960.02	5990.42	245.28
574	861	DX41	SLU_ENV_NL	Max	23237.64	7036.45	656.37	6997.23	245.28
574	861	DX42	SLU_ENV_NL	Max	265629.77	80572.43	-1613.41	6997.23	-54.81
574	861	DX55	SLU_ENV_NL	Max	245974.31	73667.71	2110.97	5990.42	-54.81
574	861	DX54	SLU_ENV_NL	Min	-1214.01	-681.84	2461.56	3335.44	3.50
574	861	DX41	SLU_ENV_NL	Min	14209.62	4774.39	-809.62	6378.94	3.50
574	861	DX42	SLU_ENV_NL	Min	221706.65	67293.24	-2658.66	6378.94	-304.34
574	861	DX55	SLU_ENV_NL	Min	193382.86	57984.70	191.78	3335.44	-304.34
574	861	DX54	SLE_NL	Max	-898.37	-504.56	1821.55	2468.23	181.51
574	861	DX41	SLE_NL	Max	10515.12	3533.05	485.71	5177.95	181.51



Autorità Portuale di Taranto
Interventi per il dragaggio di 2,3 M m³ di sedimenti in area Molo Polisettoriale e per la realizzazione di un primo lotto della cassa di colmata funzionale all'ampliamento del V Sporgente del Porto di Taranto

Allegati alla relazione di calcolo strutturale allineamento "BC"

Data 05/2016
Rev. B
c.d.c.: C296A
514B



574	861	DX42	SLE_NL	Max	164062.92	49796.99	-1193.92	5177.95	-225.21
574	861	DX55	SLE_NL	Max	143103.32	42908.68	141.92	2468.23	-225.21
574	861	DX54	SLE_NL	Min	-898.37	-504.56	1821.55	2468.23	181.51
574	861	DX41	SLE_NL	Min	10515.12	3533.05	485.71	5177.95	181.51
574	861	DX42	SLE_NL	Min	164062.92	49796.99	-1193.92	5177.95	-225.21
574	861	DX55	SLE_NL	Min	143103.32	42908.68	141.92	2468.23	-225.21
575	862	DX40	SLU_ENV_NL	Max	4079.48	382.30	2556.05	990.54	-62.44
575	862	DX27	SLU_ENV_NL	Max	-1273.05	35.54	-912.11	108.88	-62.44
575	862	DX28	SLU_ENV_NL	Max	18680.48	6724.55	-89.27	108.88	75.92
575	862	DX41	SLU_ENV_NL	Max	26898.92	7932.24	3312.29	990.54	75.92
575	862	DX40	SLU_ENV_NL	Min	1745.91	-446.84	1898.03	742.66	-63.04
575	862	DX27	SLU_ENV_NL	Min	-4436.04	-1694.40	-1090.11	-179.35	-63.04
575	862	DX28	SLU_ENV_NL	Min	5069.13	1699.75	-333.87	-179.35	69.26
575	862	DX41	SLU_ENV_NL	Min	14156.44	3822.21	2720.87	742.66	69.26
575	862	DX40	SLE_NL	Max	1291.97	-330.66	1404.54	549.57	-46.20
575	862	DX27	SLE_NL	Max	-3282.67	-1253.86	-674.96	-132.72	-46.20
575	862	DX28	SLE_NL	Max	3751.15	1257.81	-66.06	-132.72	56.18
575	862	DX41	SLE_NL	Max	10475.77	2828.44	2013.45	549.57	56.18
575	862	DX40	SLE_NL	Min	1291.97	-330.66	1404.54	549.57	-46.20
575	862	DX27	SLE_NL	Min	-3282.67	-1253.86	-674.96	-132.72	-46.20
575	862	DX28	SLE_NL	Min	3751.15	1257.81	-66.06	-132.72	56.18
575	862	DX41	SLE_NL	Min	10475.77	2828.44	2013.45	549.57	56.18
576	863	DX41	SLU_ENV_NL	Max	20894.88	6104.01	713.11	5039.78	278.84
576	863	DX28	SLU_ENV_NL	Max	25229.45	8716.26	3883.49	7802.96	278.84
576	863	DX29	SLU_ENV_NL	Max	278691.16	83752.00	3098.60	7802.96	-222.20
576	863	DX42	SLU_ENV_NL	Max	267205.92	78949.53	-855.07	5039.78	-222.20
576	863	DX41	SLU_ENV_NL	Min	8440.07	2064.18	-901.03	3767.65	192.54
576	863	DX28	SLU_ENV_NL	Min	17435.14	5452.68	1959.78	7762.77	192.54
576	863	DX29	SLU_ENV_NL	Min	247948.60	74291.33	391.60	7762.77	-320.81
576	863	DX42	SLU_ENV_NL	Min	226630.90	67185.79	-1685.92	3767.65	-320.81
576	863	DX41	SLE_NL	Max	6245.65	1527.49	527.70	2788.06	206.34
576	863	DX28	SLE_NL	Max	12902.00	4034.98	1450.24	5744.45	206.34
576	863	DX29	SLE_NL	Max	183481.96	54975.58	289.78	5744.45	-237.40
576	863	DX42	SLE_NL	Max	167706.87	49717.49	-632.75	2788.06	-237.40
576	863	DX41	SLE_NL	Min	6245.65	1527.49	527.70	2788.06	206.34
576	863	DX28	SLE_NL	Min	12902.00	4034.98	1450.24	5744.45	206.34
576	863	DX29	SLE_NL	Min	183481.96	54975.58	289.78	5744.45	-237.40
576	863	DX42	SLE_NL	Min	167706.87	49717.49	-632.75	2788.06	-237.40
577	864	DX27	SLU_ENV_NL	Max	-621.42	-1513.77	-231.34	837.91	41.18
577	864	DX14	SLU_ENV_NL	Max	558.02	1294.99	657.15	619.61	41.18
577	864	DX15	SLU_ENV_NL	Max	11846.87	4505.55	479.84	619.61	59.52
577	864	DX28	SLU_ENV_NL	Max	16585.40	3462.38	-443.24	837.91	59.52
577	864	DX27	SLU_ENV_NL	Min	-4264.32	-1528.35	-911.13	-98.12	-70.26
577	864	DX14	SLU_ENV_NL	Min	-2841.01	258.87	11.95	-26.98	-70.26
577	864	DX15	SLU_ENV_NL	Min	11501.43	4375.75	78.04	-26.98	-66.52
577	864	DX28	SLU_ENV_NL	Min	4735.36	993.53	-810.45	-98.12	-66.52
577	864	DX27	SLE_NL	Max	-3155.60	-1130.98	-171.19	-72.61	30.47
577	864	DX14	SLE_NL	Max	412.94	958.29	486.29	458.51	30.47
577	864	DX15	SLE_NL	Max	8766.69	3334.11	57.75	458.51	-49.22
577	864	DX28	SLE_NL	Max	3504.17	735.21	-599.73	-72.61	-49.22
577	864	DX27	SLE_NL	Min	-3155.60	-1130.98	-171.19	-72.61	30.47
577	864	DX14	SLE_NL	Min	412.94	958.29	486.29	458.51	30.47
577	864	DX15	SLE_NL	Min	8766.69	3334.11	57.75	458.51	-49.22
577	864	DX28	SLE_NL	Min	3504.17	735.21	-599.73	-72.61	-49.22
578	865	DX28	SLU_ENV_NL	Max	24752.43	5972.33	2655.98	8240.85	-221.72
578	865	DX15	SLU_ENV_NL	Max	3234.96	1835.96	-1338.98	4756.74	-221.72
578	865	DX16	SLU_ENV_NL	Max	246735.81	75816.40	1202.57	4756.74	408.68
578	865	DX29	SLU_ENV_NL	Max	278097.46	82926.86	5513.68	8240.85	408.68
578	865	DX28	SLU_ENV_NL	Min	18059.00	5053.00	543.92	8010.79	-361.60
578	865	DX15	SLU_ENV_NL	Min	2521.37	1645.52	-2630.35	3108.92	-361.60
578	865	DX16	SLU_ENV_NL	Min	215116.53	65704.99	227.35	3108.92	266.70
578	865	DX29	SLU_ENV_NL	Min	247138.09	74068.85	3085.47	8010.79	266.70
578	865	DX28	SLE_NL	Max	13363.66	3739.22	402.50	6098.23	-267.58
578	865	DX15	SLE_NL	Max	1865.82	1217.69	-990.85	2300.60	-267.58
578	865	DX16	SLE_NL	Max	159186.23	48621.69	889.91	2300.60	302.42
578	865	DX29	SLE_NL	Max	182882.19	54810.95	2283.25	6098.23	302.42
578	865	DX28	SLE_NL	Min	13363.66	3739.22	402.50	6098.23	-267.58
578	865	DX15	SLE_NL	Min	1865.82	1217.69	-990.85	2300.60	-267.58
578	865	DX16	SLE_NL	Min	159186.23	48621.69	889.91	2300.60	302.42
578	865	DX29	SLE_NL	Min	182882.19	54810.95	2283.25	6098.23	302.42
579	866	DX14	SLU_ENV_NL	Max	-1093.76	-1002.12	689.43	258.34	50.52
579	866	DX1	SLU_ENV_NL	Max	3433.77	684.50	421.58	768.52	50.52
579	866	DX2	SLU_ENV_NL	Max	19465.67	5498.60	-62.00	768.52	-21.61
579	866	DX15	SLU_ENV_NL	Max	12403.97	3153.72	88.60	258.34	-21.61
579	866	DX14	SLU_ENV_NL	Min	-2810.42	-1106.76	489.12	-9.51	6.62
579	866	DX1	SLU_ENV_NL	Min	1669.70	581.59	113.38	446.44	6.62
579	866	DX2	SLU_ENV_NL	Min	15650.68	4887.85	-487.45	446.44	-66.23
579	866	DX15	SLU_ENV_NL	Min	10628.04	2932.03	5.55	-9.51	-66.23
579	866	DX14	SLE_NL	Max	-809.38	-741.57	510.18	-7.04	37.38
579	866	DX1	SLE_NL	Max	2540.99	430.38	83.90	568.71	37.38
579	866	DX2	SLE_NL	Max	14404.60	4068.96	-360.71	568.71	-49.01



Autorità Portuale di Taranto
Interventi per il dragaggio di 2,3 M m³ di sedimenti in area Molo Polisettoriale e per la realizzazione di un primo lotto della cassa di colmata funzionale all'ampliamento del V Sporgente del Porto di Taranto

Allegati alla relazione di calcolo strutturale allineamento "BC"

Data 05/2016
Rev. B
c.d.c.: C296A
514B



579	866	DX15	SLE_NL	Max	9178.94	2333.75	65.56	-7.04	-49.01
579	866	DX14	SLE_NL	Min	-809.38	-741.57	510.18	-7.04	37.38
579	866	DX1	SLE_NL	Min	2540.99	430.38	83.90	568.71	37.38
579	866	DX2	SLE_NL	Min	14404.60	4068.96	-360.71	568.71	-49.01
579	866	DX15	SLE_NL	Min	9178.94	2333.75	65.56	-7.04	-49.01
580	867	DX15	SLU_ENV_NL	Max	8480.43	2020.88	-446.72	7375.97	-207.74
580	867	DX2	SLU_ENV_NL	Max	1135.61	-44.65	1452.67	4378.87	-207.74
580	867	DX3	SLU_ENV_NL	Max	220418.02	65616.67	3104.17	4378.87	310.91
580	867	DX16	SLU_ENV_NL	Max	241432.03	71528.15	1048.28	7375.97	310.91
580	867	DX15	SLU_ENV_NL	Min	7292.46	1969.97	-1567.62	6915.44	-278.05
580	867	DX2	SLU_ENV_NL	Min	-2879.81	-709.91	-26.02	2991.52	-278.05
580	867	DX3	SLU_ENV_NL	Min	187062.80	55588.57	1468.97	2991.52	242.11
580	867	DX16	SLU_ENV_NL	Min	208080.71	61740.42	83.88	6915.44	242.11
580	867	DX15	SLE_NL	Max	6275.52	1495.45	-330.57	5117.42	-205.75
580	867	DX2	SLE_NL	Max	840.35	-33.04	-19.26	2213.73	-205.75
580	867	DX3	SLE_NL	Max	138426.47	41135.54	1087.04	2213.73	230.08
580	867	DX16	SLE_NL	Max	153979.73	45687.91	775.73	5117.42	230.08
580	867	DX15	SLE_NL	Min	6275.52	1495.45	-330.57	5117.42	-205.75
580	867	DX2	SLE_NL	Min	840.35	-33.04	-19.26	2213.73	-205.75
580	867	DX3	SLE_NL	Min	138426.47	41135.54	1087.04	2213.73	230.08
580	867	DX16	SLE_NL	Min	153979.73	45687.91	775.73	5117.42	230.08
581	868	DX404	SLU_ENV_NL	Max	230.54	-93.64	-31.55	-5.365E-02	1.93
581	868	DX391	SLU_ENV_NL	Max	277.46	81.70	587.48	25.51	1.93
581	868	DX392	SLU_ENV_NL	Max	898.16	106.51	510.70	25.51	0.38
581	868	DX405	SLU_ENV_NL	Max	246.61	-123.03	34.00	-5.365E-02	0.38
581	868	DX404	SLU_ENV_NL	Min	-357.46	-601.27	-237.71	-7.35	0.43
581	868	DX391	SLU_ENV_NL	Min	-373.41	-749.29	184.58	0.29	0.43
581	868	DX392	SLU_ENV_NL	Min	-375.58	-791.88	250.13	0.29	-3.01
581	868	DX405	SLU_ENV_NL	Min	81.15	-638.84	-314.50	-7.35	-3.01
581	868	DX404	SLE_NL	Max	-264.52	-69.29	-175.91	-5.44	1.42
581	868	DX391	SLE_NL	Max	205.32	60.46	434.74	18.87	1.42
581	868	DX392	SLE_NL	Max	664.64	78.82	377.92	18.87	-2.22
581	868	DX405	SLE_NL	Max	60.05	-91.05	-232.73	-5.44	-2.22
581	868	DX404	SLE_NL	Min	-264.52	-69.29	-175.91	-5.44	1.42
581	868	DX391	SLE_NL	Min	205.32	60.46	434.74	18.87	1.42
581	868	DX392	SLE_NL	Min	664.64	78.82	377.92	18.87	-2.22
581	868	DX405	SLE_NL	Min	60.05	-91.05	-232.73	-5.44	-2.22
582	869	DX405	SLU_ENV_NL	Max	-1338.31	-550.22	1487.89	1393.90	28.94
582	869	DX392	SLU_ENV_NL	Max	593.18	16.36	-287.90	1811.83	28.94
582	869	DX393	SLU_ENV_NL	Max	92412.62	27537.32	-523.25	1811.83	-11.02
582	869	DX406	SLU_ENV_NL	Max	88470.09	26313.99	1185.06	1393.90	-11.02
582	869	DX405	SLU_ENV_NL	Min	-4045.96	-1930.31	485.35	289.54	7.51
582	869	DX392	SLU_ENV_NL	Min	-2196.97	-1334.61	-1194.91	413.03	7.51
582	869	DX393	SLU_ENV_NL	Min	21402.78	6402.67	-1497.74	413.03	-33.79
582	869	DX406	SLU_ENV_NL	Min	18862.57	5653.38	250.00	289.54	-33.79
582	869	DX405	SLE_NL	Max	-990.35	-407.16	359.16	214.26	5.56
582	869	DX392	SLE_NL	Max	438.95	12.11	-213.04	305.64	5.56
582	869	DX393	SLE_NL	Max	15838.06	4737.98	-387.20	305.64	-8.16
582	869	DX406	SLE_NL	Max	13958.30	4183.50	185.00	214.26	-8.16
582	869	DX405	SLE_NL	Min	-990.35	-407.16	359.16	214.26	5.56
582	869	DX392	SLE_NL	Min	438.95	12.11	-213.04	305.64	5.56
582	869	DX393	SLE_NL	Min	15838.06	4737.98	-387.20	305.64	-8.16
582	869	DX406	SLE_NL	Min	13958.30	4183.50	185.00	214.26	-8.16
583	870	DX391	SLU_ENV_NL	Max	142.99	682.96	470.77	-1.74	10.17
583	870	DX378	SLU_ENV_NL	Max	364.59	811.25	170.71	78.79	10.17
583	870	DX379	SLU_ENV_NL	Max	399.01	833.82	138.57	78.79	-0.68
583	870	DX392	SLU_ENV_NL	Max	1082.19	700.74	626.66	-1.74	-0.68
583	870	DX391	SLU_ENV_NL	Min	54.76	-147.92	233.17	-38.65	-1.928E-02
583	870	DX378	SLU_ENV_NL	Min	-1591.90	-727.13	-1421.78	2.65	-1.928E-02
583	870	DX379	SLU_ENV_NL	Min	-188.99	63.89	-1265.89	2.65	-7.46
583	870	DX392	SLU_ENV_NL	Min	73.70	501.30	201.04	-38.65	-7.46
583	870	DX391	SLE_NL	Max	105.82	-109.46	348.37	-28.60	7.52
583	870	DX378	SLE_NL	Max	-1178.00	-538.08	-1052.12	58.30	7.52
583	870	DX379	SLE_NL	Max	-139.86	47.28	-936.76	58.30	-5.52
583	870	DX392	SLE_NL	Max	800.82	370.96	463.73	-28.60	-5.52
583	870	DX391	SLE_NL	Min	105.82	-109.46	348.37	-28.60	7.52
583	870	DX378	SLE_NL	Min	-1178.00	-538.08	-1052.12	58.30	7.52
583	870	DX379	SLE_NL	Min	-139.86	47.28	-936.76	58.30	-5.52
583	870	DX392	SLE_NL	Min	800.82	370.96	463.73	-28.60	-5.52
584	871	DX392	SLU_ENV_NL	Max	350.52	274.82	-642.84	1336.49	46.89
584	871	DX379	SLU_ENV_NL	Max	-1140.98	377.84	1382.93	1994.66	46.89
584	871	DX380	SLU_ENV_NL	Max	97880.54	29575.28	1071.27	1994.66	-37.04
584	871	DX393	SLU_ENV_NL	Max	93101.61	28101.54	-121.71	1336.49	-37.04
584	871	DX392	SLU_ENV_NL	Min	-2323.66	-24.48	-1023.70	117.07	45.23
584	871	DX379	SLU_ENV_NL	Min	-6032.20	-1682.09	16.42	665.14	45.23
584	871	DX380	SLU_ENV_NL	Min	18205.82	5451.20	537.55	665.14	-51.89
584	871	DX393	SLU_ENV_NL	Min	21771.75	6565.26	-1335.36	117.07	-51.89
584	871	DX392	SLE_NL	Max	259.39	203.37	-475.70	86.63	33.47
584	871	DX379	SLE_NL	Max	-4463.83	-1244.74	12.15	492.20	33.47
584	871	DX380	SLE_NL	Max	13472.31	4033.89	397.79	492.20	-27.41
584	871	DX393	SLE_NL	Max	16111.10	4858.30	-90.06	86.63	-27.41



Autorità Portuale di Taranto
Interventi per il dragaggio di 2,3 M m³ di sedimenti in area Molo Polisettoriale e per la realizzazione di un primo lotto della cassa di colmata funzionale all'ampliamento del V Sporgente del Porto di Taranto

Allegati alla relazione di calcolo strutturale allineamento "BC"

Data 05/2016
Rev. B
c.d.c.: C296A
514B



584	871	DX392	SLE_NL	Min	259.39	203.37	-475.70	86.63	33.47
584	871	DX379	SLE_NL	Min	-4463.83	-1244.74	12.15	492.20	33.47
584	871	DX380	SLE_NL	Min	13472.31	4033.89	397.79	492.20	-27.41
584	871	DX393	SLE_NL	Min	16111.10	4858.30	-90.06	86.63	-27.41
585	899	DX84	SLU_ENV_NL	Max	22487.73	6775.58	31530.94	88.67	212.43
585	899	SX84	SLU_ENV_NL	Max	-10044.46	-3043.37	28612.84	88.67	133.21
585	899	SX97	SLU_ENV_NL	Max	-10545.58	-3133.64	31715.99	21.07	133.21
585	899	DX97	SLU_ENV_NL	Max	22509.28	6723.52	34634.09	21.07	212.43
585	899	DX84	SLU_ENV_NL	Min	21646.93	6475.08	19111.52	-206.95	-135.85
585	899	SX84	SLU_ENV_NL	Min	-11436.72	-3412.72	16992.28	-206.95	-215.32
585	899	SX97	SLU_ENV_NL	Min	-11599.86	-3498.25	18027.73	-273.83	-215.32
585	899	DX97	SLU_ENV_NL	Min	21155.02	6365.51	20146.98	-273.83	-135.85
585	899	DX84	SLE_NL	Max	16018.73	4791.56	14142.53	-153.14	-100.53
585	899	SX84	SLE_NL	Max	-8463.17	-2525.41	12574.28	-153.14	98.58
585	899	SX97	SLE_NL	Max	-8583.90	-2588.71	13340.52	15.59	98.58
585	899	DX97	SLE_NL	Max	15654.72	4710.48	14908.76	15.59	-100.53
585	899	DX84	SLE_NL	Min	16018.73	4791.56	14142.53	-153.14	-100.53
585	899	SX84	SLE_NL	Min	-8463.17	-2525.41	12574.28	-153.14	98.58
585	899	SX97	SLE_NL	Min	-8583.90	-2588.71	13340.52	15.59	98.58
585	899	DX97	SLE_NL	Min	15654.72	4710.48	14908.76	15.59	-100.53
586	900	DX97	SLU_ENV_NL	Max	22631.60	6833.07	36251.81	173.93	315.94
586	900	SX97	SLU_ENV_NL	Max	-10668.42	-3244.94	34307.50	173.93	184.15
586	900	SX110	SLU_ENV_NL	Max	-11795.20	-3563.93	36701.03	65.65	184.15
586	900	DX110	SLU_ENV_NL	Max	20359.18	6133.76	38645.34	65.65	315.94
586	900	DX97	SLU_ENV_NL	Min	21081.01	6298.30	20916.88	-248.48	-186.52
586	900	SX97	SLU_ENV_NL	Min	-11526.29	-3432.52	18860.75	-248.48	-318.98
586	900	SX110	SLU_ENV_NL	Min	-13933.85	-4135.74	20588.98	-364.14	-318.98
586	900	DX110	SLU_ENV_NL	Min	20141.98	5999.00	22645.10	-364.14	-186.52
586	900	DX97	SLE_NL	Max	15599.95	4660.74	15478.49	-183.87	-138.03
586	900	SX97	SLE_NL	Max	-8529.45	-2540.06	13956.96	-183.87	136.27
586	900	SX110	SLE_NL	Max	-8728.45	-2637.31	15235.84	48.58	136.27
586	900	DX110	SLE_NL	Max	15065.79	4538.98	16757.38	48.58	-138.03
586	900	DX97	SLE_NL	Min	15599.95	4660.74	15478.49	-183.87	-138.03
586	900	SX97	SLE_NL	Min	-8529.45	-2540.06	13956.96	-183.87	136.27
586	900	SX110	SLE_NL	Min	-8728.45	-2637.31	15235.84	48.58	136.27
586	900	DX110	SLE_NL	Min	15065.79	4538.98	16757.38	48.58	-138.03
587	361	SX233	SLU_ENV_NL	Max	-4957.92	5.85	-526.71	876.62	-1.17
587	361	SX246	SLU_ENV_NL	Max	-3813.57	-2237.85	708.41	748.39	-1.17
587	361	SX245	SLU_ENV_NL	Max	-13966.17	-5514.98	267.44	748.39	86.59
587	361	SX232	SLU_ENV_NL	Max	-19517.32	-4603.57	-603.22	876.62	86.59
587	361	SX233	SLU_ENV_NL	Min	-5739.99	-2015.41	-1240.36	688.75	-97.10
587	361	SX246	SLU_ENV_NL	Min	-11217.46	-3553.21	-1039.71	-347.37	-97.10
587	361	SX245	SLU_ENV_NL	Min	-45318.52	-13800.64	-402.57	-347.37	-10.12
587	361	SX232	SLU_ENV_NL	Min	-38741.62	-11952.50	-967.68	688.75	-10.12
587	361	SX233	SLE_NL	Max	-3668.86	4.33	-389.76	648.70	-71.86
587	361	SX246	SLE_NL	Max	-2822.04	-1656.01	524.23	-257.05	-71.86
587	361	SX245	SLE_NL	Max	-10334.97	-4081.09	197.91	-257.05	64.07
587	361	SX232	SLE_NL	Max	-14442.81	-3406.64	-716.08	648.70	64.07
587	361	SX233	SLE_NL	Min	-3668.86	4.33	-389.76	648.70	-71.86
587	361	SX246	SLE_NL	Min	-2822.04	-1656.01	524.23	-257.05	-71.86
587	361	SX245	SLE_NL	Min	-10334.97	-4081.09	197.91	-257.05	64.07
587	361	SX232	SLE_NL	Min	-14442.81	-3406.64	-716.08	648.70	64.07
589	901	DX69	SLU_ENV_NL	Max	100143.36	29532.54	4432.48	-3263.18	-2871.73
589	901	SX69	SLU_ENV_NL	Max	-146944.53	-43570.88	5675.45	-3263.18	3021.33
589	901	SX82	SLU_ENV_NL	Max	-139373.01	-42324.38	6305.88	1727.56	3021.33
589	901	DX82	SLU_ENV_NL	Max	101529.14	30969.21	5062.91	1727.56	-2871.73
589	901	DX69	SLU_ENV_NL	Min	92508.61	27215.93	-1782.51	-3390.39	-3017.85
589	901	SX69	SLU_ENV_NL	Min	-156156.62	-46309.32	8.13	-3390.39	2878.61
589	901	SX82	SLU_ENV_NL	Min	-151193.75	-45895.80	-1604.74	1609.99	2878.61
589	901	DX82	SLU_ENV_NL	Min	90975.03	27829.17	-3395.38	1609.99	-3017.85
589	901	DX69	SLE_NL	Max	74106.08	21854.08	-1319.05	-2414.75	-2125.08
589	901	SX69	SLE_NL	Max	-108738.95	-32242.45	6.02	-2414.75	2130.17
589	901	SX82	SLE_NL	Max	-103136.03	-31320.04	-1187.51	1191.39	2130.17
589	901	DX82	SLE_NL	Max	75131.56	22917.21	-2512.58	1191.39	-2125.08
589	901	DX69	SLE_NL	Min	74106.08	21854.08	-1319.05	-2414.75	-2125.08
589	901	SX69	SLE_NL	Min	-108738.95	-32242.45	6.02	-2414.75	2130.17
589	901	SX82	SLE_NL	Min	-103136.03	-31320.04	-1187.51	1191.39	2130.17
589	901	DX82	SLE_NL	Min	75131.56	22917.21	-2512.58	1191.39	-2125.08
590	902	DX82	SLU_ENV_NL	Max	99820.55	29338.13	5709.65	-3691.61	-3419.34
590	902	SX82	SLU_ENV_NL	Max	-137663.35	-40689.73	7799.02	-3691.61	3901.72
590	902	SX95	SLU_ENV_NL	Max	-132475.49	-40351.92	8128.34	2510.65	3901.72
590	902	DX95	SLU_ENV_NL	Max	97647.37	29902.25	6038.97	2510.65	-3419.34
590	902	DX82	SLU_ENV_NL	Min	89097.57	26036.52	-4639.08	-4097.60	-3896.02
590	902	SX82	SLU_ENV_NL	Min	-149315.40	-44100.21	-2383.38	-4097.60	3423.57
590	902	SX95	SLU_ENV_NL	Min	-142573.84	-43466.57	-3703.78	2107.47	3423.57
590	902	DX95	SLU_ENV_NL	Min	87450.96	26928.04	-5959.48	2107.47	-3896.02
590	902	DX82	SLE_NL	Max	73867.21	21710.22	-3432.92	-2731.79	-2530.31
590	902	SX82	SLE_NL	Max	-101870.88	-30110.40	-1763.70	-2731.79	2533.44
590	902	SX95	SLE_NL	Max	-98031.87	-29860.42	-2740.79	1559.53	2533.44
590	902	DX95	SLE_NL	Max	72259.06	22127.66	-4410.02	1559.53	-2530.31
590	902	DX82	SLE_NL	Min	73867.21	21710.22	-3432.92	-2731.79	-2530.31



Autorità Portuale di Taranto
Interventi per il dragaggio di 2,3 M m³ di sedimenti in area Molo Polisettoriale e per la realizzazione di un primo lotto della cassa di colmata funzionale all'ampliamento del V Sporgente del Porto di Taranto

Allegati alla relazione di calcolo strutturale allineamento "BC"

Data 05/2016
Rev. B
c.d.c.: C296A
514B



590	902	SX82	SLE_NL	Min	-101870.88	-30110.40	-1763.70	-2731.79	2533.44
590	902	SX95	SLE_NL	Min	-98031.87	-29860.42	-2740.79	1559.53	2533.44
590	902	DX95	SLE_NL	Min	72259.06	22127.66	-4410.02	1559.53	-2530.31
591	903	DX95	SLU_ENV_NL	Max	95600.56	27947.64	6994.98	-4242.79	-4118.91
591	903	SX95	SLU_ENV_NL	Max	-130427.94	-38394.84	8578.29	-4242.79	4762.99
591	903	SX108	SLU_ENV_NL	Max	-122665.52	-37533.20	8418.52	3288.43	4762.99
591	903	DX108	SLU_ENV_NL	Max	94497.65	29081.82	6835.21	3288.43	-4118.91
591	903	DX95	SLU_ENV_NL	Min	85100.98	24684.11	-5508.28	-4780.42	-4758.25
591	903	SX95	SLU_ENV_NL	Min	-140222.86	-41219.28	-5201.34	-4780.42	4122.40
591	903	SX108	SLU_ENV_NL	Min	-133351.79	-40853.11	-5887.22	2741.37	4122.40
591	903	DX108	SLU_ENV_NL	Min	81729.88	25365.15	-6194.15	2741.37	-4758.25
591	903	DX95	SLE_NL	Max	70744.41	20681.25	-4076.13	-3139.67	-3047.99
591	903	SX95	SLE_NL	Max	-96516.67	-28412.18	-3848.99	-3139.67	3050.57
591	903	SX108	SLE_NL	Max	-90772.49	-27774.57	-4356.54	2028.61	3050.57
591	903	DX108	SLE_NL	Max	69928.26	21520.55	-4583.67	2028.61	-3047.99
591	903	DX95	SLE_NL	Min	70744.41	20681.25	-4076.13	-3139.67	-3047.99
591	903	SX95	SLE_NL	Min	-96516.67	-28412.18	-3848.99	-3139.67	3050.57
591	903	SX108	SLE_NL	Min	-90772.49	-27774.57	-4356.54	2028.61	3050.57
591	903	DX108	SLE_NL	Min	69928.26	21520.55	-4583.67	2028.61	-3047.99
593	904	DX114	SLU_ENV_NL	Max	91976.78	26674.05	7001.05	5434.80	-5166.86
593	904	DX127	SLU_ENV_NL	Max	86126.83	26757.04	8088.20	-3680.11	-5166.86
593	904	SX127	SLU_ENV_NL	Max	-114875.26	-35382.39	6001.10	-3680.11	5610.57
593	904	SX114	SLU_ENV_NL	Max	-120144.52	-35123.54	4913.96	5434.80	5610.57
593	904	DX114	SLU_ENV_NL	Min	78095.30	22432.38	-6555.93	5079.67	-5602.61
593	904	DX127	SLU_ENV_NL	Min	75087.70	23522.52	-4823.24	-4067.90	-5602.61
593	904	SX127	SLU_ENV_NL	Min	-120621.43	-37184.96	-7149.38	-4067.90	5169.69
593	904	SX114	SLU_ENV_NL	Min	-129676.05	-37904.28	-8882.07	5079.67	5169.69
593	904	DX114	SLE_NL	Max	68062.82	19738.79	5180.78	3758.96	-3823.47
593	904	DX127	SLE_NL	Max	63733.85	19800.21	5985.27	-2723.28	-3823.47
593	904	SX127	SLE_NL	Max	-85007.69	-26182.97	4440.81	-2723.28	3825.57
593	904	SX114	SLE_NL	Max	-88906.94	-25991.42	3636.33	3758.96	3825.57
593	904	DX114	SLE_NL	Min	68062.82	19738.79	5180.78	3758.96	-3823.47
593	904	DX127	SLE_NL	Min	63733.85	19800.21	5985.27	-2723.28	-3823.47
593	904	SX127	SLE_NL	Min	-85007.69	-26182.97	4440.81	-2723.28	3825.57
593	904	SX114	SLE_NL	Min	-88906.94	-25991.42	3636.33	3758.96	3825.57
594	905	DX127	SLU_ENV_NL	Max	83006.48	23776.51	7622.87	6063.97	-6327.25
594	905	DX140	SLU_ENV_NL	Max	78911.34	24798.84	6093.84	-4726.37	-6327.25
594	905	SX140	SLU_ENV_NL	Max	-102234.26	-31796.42	6430.16	-4726.37	6430.74
594	905	SX127	SLU_ENV_NL	Max	-111754.40	-32400.18	7959.18	6063.97	6430.74
594	905	DX127	SLU_ENV_NL	Min	71822.16	20404.48	-3412.16	5999.85	-6423.01
594	905	DX140	SLU_ENV_NL	Min	67857.81	21499.51	-3384.96	-4829.04	-6423.01
594	905	SX140	SLU_ENV_NL	Min	-107491.73	-33391.94	-5077.11	-4829.04	6329.68
594	905	SX127	SLU_ENV_NL	Min	-117354.38	-34061.89	-5104.30	5999.85	6329.68
594	905	DX127	SLE_NL	Max	61424.79	17594.61	5640.92	4439.89	-4682.17
594	905	DX140	SLE_NL	Max	58394.39	18351.14	4509.44	-3497.51	-4682.17
594	905	SX140	SLE_NL	Max	-75653.35	-23529.35	4758.32	-3497.51	4683.96
594	905	SX127	SLE_NL	Max	-82698.26	-23976.13	5889.79	4439.89	4683.96
594	905	DX127	SLE_NL	Min	61424.79	17594.61	5640.92	4439.89	-4682.17
594	905	DX140	SLE_NL	Min	58394.39	18351.14	4509.44	-3497.51	-4682.17
594	905	SX140	SLE_NL	Min	-75653.35	-23529.35	4758.32	-3497.51	4683.96
594	905	SX127	SLE_NL	Min	-82698.26	-23976.13	5889.79	4439.89	4683.96
595	906	DX140	SLU_ENV_NL	Max	75104.06	21162.11	4471.77	7084.50	-7240.55
595	906	DX153	SLU_ENV_NL	Max	66466.70	21309.11	17004.98	-5599.26	-7240.55
595	906	SX153	SLU_ENV_NL	Max	-89744.10	-28214.43	14173.32	-5599.26	7700.89
595	906	SX140	SLU_ENV_NL	Max	-98426.41	-28157.79	1640.11	7084.50	7700.89
595	906	DX140	SLU_ENV_NL	Min	64147.20	17956.88	-4617.31	6684.23	-7697.35
595	906	DX153	SLU_ENV_NL	Min	62590.17	20064.33	9907.82	-5964.86	-7697.35
595	906	SX153	SLU_ENV_NL	Min	-90499.60	-28520.02	7361.53	-5964.86	7253.97
595	906	SX140	SLU_ENV_NL	Min	-103779.08	-29842.53	-7163.60	6684.23	7253.97
595	906	DX140	SLE_NL	Max	55577.00	15659.96	3309.11	5242.53	-5696.04
595	906	DX153	SLE_NL	Max	49185.36	15768.74	12583.68	-4413.99	-5696.04
595	906	SX153	SLE_NL	Max	-66969.70	-21104.81	10488.26	-4413.99	5698.66
595	906	SX140	SLE_NL	Max	-72835.54	-20836.76	1213.68	5242.53	5698.66
595	906	DX140	SLE_NL	Min	55577.00	15659.96	3309.11	5242.53	-5696.04
595	906	DX153	SLE_NL	Min	49185.36	15768.74	12583.68	-4413.99	-5696.04
595	906	SX153	SLE_NL	Min	-66969.70	-21104.81	10488.26	-4413.99	5698.66
595	906	SX140	SLE_NL	Min	-72835.54	-20836.76	1213.68	5242.53	5698.66
596	907	DX153	SLU_ENV_NL	Max	61674.64	16731.84	34596.48	8901.12	-8953.41
596	907	DX166	SLU_ENV_NL	Max	55106.36	18302.46	-28315.47	-7136.64	-8953.41
596	907	SX166	SLU_ENV_NL	Max	-70853.21	-23027.97	-28397.65	-7136.64	9959.47
596	907	SX153	SLU_ENV_NL	Max	-85344.89	-23940.01	34514.29	8901.12	9959.47
596	907	DX153	SLU_ENV_NL	Min	58192.86	15865.47	28810.39	8043.91	-9954.48
596	907	DX166	SLU_ENV_NL	Min	50042.77	16605.22	-31838.34	-7975.11	-9954.48
596	907	SX166	SLU_ENV_NL	Min	-74225.59	-23861.89	-30791.30	-7975.11	8959.65
596	907	SX153	SLU_ENV_NL	Min	-85706.72	-24009.25	29857.43	8043.91	8959.65
596	907	DX153	SLE_NL	Max	45639.24	12381.57	25601.39	6586.83	-7366.32
596	907	DX166	SLE_NL	Max	40778.71	13543.82	-20953.45	-5901.58	-7366.32
596	907	SX166	SLE_NL	Max	-52431.38	-17040.70	-21014.26	-5901.58	7370.01
596	907	SX153	SLE_NL	Max	-63422.97	-17715.61	25540.58	6586.83	7370.01
596	907	DX153	SLE_NL	Min	45639.24	12381.57	25601.39	6586.83	-7366.32
596	907	DX166	SLE_NL	Min	40778.71	13543.82	-20953.45	-5901.58	-7366.32



Autorità Portuale di Taranto
Interventi per il dragaggio di 2,3 M³ di sedimenti in area Molo Polisettoriale e per la realizzazione di un primo lotto della cassa di colmata funzionale all'ampliamento del V Sporgente del Porto di Taranto

Allegati alla relazione di calcolo strutturale allineamento "BC"

Data 05/2016
Rev. B
c.d.c.: C296A
514B



596	907	SX166	SLE_NL	Min	-52431.38	-17040.70	-21014.26	-5901.58	7370.01
596	907	SX153	SLE_NL	Min	-63422.97	-17715.61	25540.58	6586.83	7370.01
598	908	DX112	SLU_ENV_NL	Max	20913.81	6321.96	-23683.81	83.07	346.98
598	908	DX125	SLU_ENV_NL	Max	20258.56	6029.75	-26191.40	397.64	346.98
598	908	SX125	SLU_ENV_NL	Max	-12755.40	-3825.10	-24477.86	397.64	-9.94
598	908	SX112	SLU_ENV_NL	Max	-11754.08	-3527.74	-21970.27	83.07	-9.94
598	908	DX112	SLU_ENV_NL	Min	20317.58	6096.21	-40747.30	-194.10	7.77
598	908	DX125	SLU_ENV_NL	Min	19337.90	5800.43	-42477.98	98.08	7.77
598	908	SX125	SLU_ENV_NL	Min	-16216.66	-4816.03	-37984.44	98.08	-351.27
598	908	SX112	SLU_ENV_NL	Min	-14708.22	-4461.43	-36253.77	-194.10	-351.27
598	908	DX112	SLE_NL	Max	15035.01	4511.20	-17526.02	61.47	5.75
598	908	DX125	SLE_NL	Max	14310.04	4292.32	-19381.63	72.58	5.75
598	908	SX125	SLE_NL	Max	-9439.00	-2830.58	-18113.62	72.58	-7.35
598	908	SX112	SLE_NL	Max	-8698.02	-2610.53	-16258.00	61.47	-7.35
598	908	DX112	SLE_NL	Min	15035.01	4511.20	-17526.02	61.47	5.75
598	908	DX125	SLE_NL	Min	14310.04	4292.32	-19381.63	72.58	5.75
598	908	SX125	SLE_NL	Min	-9439.00	-2830.58	-18113.62	72.58	-7.35
598	908	SX112	SLE_NL	Min	-8698.02	-2610.53	-16258.00	61.47	-7.35
599	909	DX125	SLU_ENV_NL	Max	20369.39	6128.56	-27998.35	28.14	130.47
599	909	DX138	SLU_ENV_NL	Max	18197.47	5449.25	-28521.42	216.87	130.47
599	909	SX138	SLU_ENV_NL	Max	-14115.30	-4224.03	-26583.84	216.87	-75.19
599	909	SX125	SLU_ENV_NL	Max	-12774.74	-3842.98	-26060.76	28.14	-75.19
599	909	DX125	SLU_ENV_NL	Min	19356.85	5817.05	-42575.43	-8.75	73.09
599	909	DX138	SLU_ENV_NL	Min	16052.10	4797.89	-41204.72	153.80	73.09
599	909	SX138	SLU_ENV_NL	Min	-20970.94	-6272.12	-37497.67	153.80	-135.77
599	909	SX125	SLU_ENV_NL	Min	-16328.34	-4917.66	-38868.38	-8.75	-135.77
599	909	DX125	SLE_NL	Max	14324.07	4304.62	-20718.78	20.82	54.08
599	909	DX138	SLE_NL	Max	13466.13	4032.44	-21105.85	113.81	54.08
599	909	SX138	SLE_NL	Max	-10445.32	-3125.78	-19672.04	113.81	-55.64
599	909	SX125	SLE_NL	Max	-9453.31	-2843.81	-19284.96	20.82	-55.64
599	909	DX125	SLE_NL	Min	14324.07	4304.62	-20718.78	20.82	54.08
599	909	DX138	SLE_NL	Min	13466.13	4032.44	-21105.85	113.81	54.08
599	909	SX138	SLE_NL	Min	-10445.32	-3125.78	-19672.04	113.81	-55.64
599	909	SX125	SLE_NL	Min	-9453.31	-2843.81	-19284.96	20.82	-55.64
600	910	DX138	SLU_ENV_NL	Max	18329.29	5567.51	-27744.64	50.24	496.91
600	910	DX151	SLU_ENV_NL	Max	18010.43	5334.41	-37747.67	515.81	496.91
600	910	SX151	SLU_ENV_NL	Max	-15783.63	-4665.73	-35794.18	515.81	-68.59
600	910	SX138	SLU_ENV_NL	Max	-14247.52	-4343.62	-25791.14	50.24	-68.59
600	910	DX138	SLU_ENV_NL	Min	16097.13	4837.03	-40860.14	-328.43	60.64
600	910	DX151	SLU_ENV_NL	Min	14604.39	4373.42	-48394.59	159.76	60.64
600	910	SX151	SLU_ENV_NL	Min	-22667.80	-6790.32	-40224.35	159.76	-499.30
600	910	SX138	SLU_ENV_NL	Min	-21017.14	-6315.16	-32689.90	-328.43	-499.30
600	910	DX138	SLE_NL	Max	13563.67	4119.96	-20531.03	-243.04	367.71
600	910	DX151	SLE_NL	Max	13327.72	3947.46	-27933.28	381.70	367.71
600	910	SX151	SLE_NL	Max	-11679.88	-3452.64	-26487.69	381.70	-369.48
600	910	SX138	SLE_NL	Max	-10543.16	-3214.28	-19085.44	-243.04	-369.48
600	910	DX138	SLE_NL	Min	13563.67	4119.96	-20531.03	-243.04	367.71
600	910	DX151	SLE_NL	Min	13327.72	3947.46	-27933.28	381.70	367.71
600	910	SX151	SLE_NL	Min	-11679.88	-3452.64	-26487.69	381.70	-369.48
600	910	SX138	SLE_NL	Min	-10543.16	-3214.28	-19085.44	-243.04	-369.48
601	911	DX151	SLU_ENV_NL	Max	18169.24	5476.91	-48348.54	715.36	189.88
601	911	DX164	SLU_ENV_NL	Max	17026.34	5081.77	-15455.48	259.08	189.88
601	911	SX164	SLU_ENV_NL	Max	-17553.28	-5239.09	-12621.30	259.08	718.87
601	911	SX151	SLU_ENV_NL	Max	-15942.90	-4809.76	-45514.36	715.36	718.87
601	911	DX151	SLU_ENV_NL	Min	14451.49	4233.75	-56256.01	-65.15	-728.97
601	911	DX164	SLU_ENV_NL	Min	5923.84	1878.85	-20825.20	-511.62	-728.97
601	911	SX164	SLU_ENV_NL	Min	-29275.05	-8881.50	-13031.14	-511.62	-192.71
601	911	SX151	SLU_ENV_NL	Min	-22516.49	-6655.96	-48461.94	-65.15	-192.71
601	911	DX151	SLE_NL	Max	13445.24	4052.91	-35777.92	-48.21	140.51
601	911	DX164	SLE_NL	Max	12599.49	3760.51	-11437.06	191.72	140.51
601	911	SX164	SLE_NL	Max	-12989.43	-3876.93	-9339.76	191.72	-142.60
601	911	SX151	SLE_NL	Max	-11797.75	-3559.23	-33680.62	-48.21	-142.60
601	911	DX151	SLE_NL	Min	13445.24	4052.91	-35777.92	-48.21	140.51
601	911	DX164	SLE_NL	Min	12599.49	3760.51	-11437.06	191.72	140.51
601	911	SX164	SLE_NL	Min	-12989.43	-3876.93	-9339.76	191.72	-142.60
601	911	SX151	SLE_NL	Min	-11797.75	-3559.23	-33680.62	-48.21	-142.60
603	912	DX110	SLU_ENV_NL	Max	20318.26	6144.83	41121.12	231.59	387.32
603	912	SX110	SLU_ENV_NL	Max	-11754.68	-3527.92	36627.94	231.59	-9.92
603	912	SX123	SLU_ENV_NL	Max	-12756.18	-3825.34	38343.35	-98.06	-9.92
603	912	DX123	SLU_ENV_NL	Max	19701.50	5857.04	42836.53	-98.06	387.32
603	912	DX110	SLU_ENV_NL	Min	20304.74	6096.41	23683.82	-83.09	7.75
603	912	SX110	SLU_ENV_NL	Min	-14097.26	-4283.74	21970.19	-83.09	-391.61
603	912	SX123	SLU_ENV_NL	Min	-15652.27	-4641.12	24477.78	-428.52	-391.61
603	912	DX123	SLU_ENV_NL	Min	19338.34	5800.57	26191.42	-428.52	7.75
603	912	DX110	SLE_NL	Max	15035.51	4511.34	17526.03	-61.49	5.73
603	912	SX110	SLE_NL	Max	-8698.47	-2610.66	16257.94	-61.49	-7.34
603	912	SX123	SLE_NL	Max	-9439.58	-2830.75	18113.56	-72.57	-7.34
603	912	DX123	SLE_NL	Max	14310.37	4292.42	19381.65	-72.57	5.73
603	912	DX110	SLE_NL	Min	15035.51	4511.34	17526.03	-61.49	5.73
603	912	SX110	SLE_NL	Min	-8698.47	-2610.66	16257.94	-61.49	-7.34
603	912	SX123	SLE_NL	Min	-9439.58	-2830.75	18113.56	-72.57	-7.34



Autorità Portuale di Taranto
Interventi per il dragaggio di 2,3 M³ di sedimenti in area Molo Polisettoriale e per la realizzazione di un primo lotto della cassa di colmata funzionale all'ampliamento del V Sporgente del Porto di Taranto

Allegati alla relazione di calcolo strutturale allineamento "BC"

Data 05/2016
Rev. B
c.d.c.: C296A
514B



603	912	DX123	SLE_NL	Min	14310.37	4292.42	19381.65	-72.57	5.73
604	913	DX123	SLU_ENV_NL	Max	19832.96	5974.44	42916.11	53.24	179.57
604	913	SX123	SLU_ENV_NL	Max	-12775.51	-3843.21	39213.12	53.24	-75.17
604	913	SX136	SLU_ENV_NL	Max	-14115.84	-4224.20	37835.14	-153.78	-75.17
604	913	DX136	SLU_ENV_NL	Max	18198.08	5449.43	41538.13	-153.78	179.57
604	913	DX123	SLU_ENV_NL	Min	19357.29	5817.18	27998.23	-28.16	73.06
604	913	SX123	SLU_ENV_NL	Min	-15784.59	-4761.34	26060.82	-28.16	-184.87
604	913	SX136	SLU_ENV_NL	Min	-20487.71	-6120.35	26583.89	-255.61	-184.87
604	913	DX136	SLU_ENV_NL	Min	15575.14	4648.00	28521.30	-255.61	73.06
604	913	DX123	SLE_NL	Max	14324.40	4304.71	20718.69	-20.84	54.07
604	913	SX123	SLE_NL	Max	-9453.88	-2843.97	19285.01	-20.84	-55.63
604	913	SX136	SLE_NL	Max	-10445.72	-3125.91	19672.08	-113.80	-55.63
604	913	DX136	SLE_NL	Max	13466.58	4032.58	21105.76	-113.80	54.07
604	913	DX123	SLE_NL	Min	14324.40	4304.71	20718.69	-20.84	54.07
604	913	SX123	SLE_NL	Min	-9453.88	-2843.97	19285.01	-20.84	-55.63
604	913	SX136	SLE_NL	Min	-10445.72	-3125.91	19672.08	-113.80	-55.63
604	913	DX136	SLE_NL	Min	13466.58	4032.58	21105.76	-113.80	54.07
605	914	DX136	SLU_ENV_NL	Max	18329.88	5567.68	41193.40	328.41	496.88
605	914	SX136	SLU_ENV_NL	Max	-14248.05	-4343.77	33019.26	328.41	-132.17
605	914	SX149	SLU_ENV_NL	Max	-15784.32	-4665.94	40511.60	-211.29	-132.17
605	914	DX149	SLU_ENV_NL	Max	18010.81	5334.53	48685.75	-211.29	496.88
605	914	DX136	SLU_ENV_NL	Min	15646.17	4710.55	27744.63	5.98	124.22
605	914	SX136	SLU_ENV_NL	Min	-20559.91	-6186.81	25791.06	5.98	-499.28
605	914	SX149	SLU_ENV_NL	Min	-22288.83	-6667.81	35794.15	-515.79	-499.28
605	914	DX149	SLU_ENV_NL	Min	14230.53	4252.46	37747.72	-515.79	124.22
605	914	DX136	SLE_NL	Max	13564.11	4120.09	20531.02	243.03	367.69
605	914	SX136	SLE_NL	Max	-10543.55	-3214.39	19085.38	243.03	-369.47
605	914	SX149	SLE_NL	Max	-11680.40	-3452.79	26487.67	-381.69	-369.47
605	914	DX149	SLE_NL	Max	13328.00	3947.55	27933.31	-381.69	367.69
605	914	DX136	SLE_NL	Min	13564.11	4120.09	20531.02	243.03	367.69
605	914	SX136	SLE_NL	Min	-10543.55	-3214.39	19085.38	243.03	-369.47
605	914	SX149	SLE_NL	Min	-11680.40	-3452.79	26487.67	-381.69	-369.47
605	914	DX149	SLE_NL	Min	13328.00	3947.55	27933.31	-381.69	367.69
606	915	DX149	SLU_ENV_NL	Max	18169.61	5477.02	56456.94	65.13	189.86
606	915	SX149	SLU_ENV_NL	Max	-15943.58	-4809.97	48664.22	65.13	637.22
606	915	SX162	SLU_ENV_NL	Max	-17553.82	-5239.25	13439.76	444.08	637.22
606	915	DX162	SLU_ENV_NL	Max	17026.80	5081.91	21232.47	444.08	189.86
606	915	DX149	SLU_ENV_NL	Min	14111.13	4142.96	48348.52	-644.51	-647.32
606	915	SX149	SLU_ENV_NL	Min	-22171.03	-6563.64	45514.47	-644.51	-192.69
606	915	SX162	SLU_ENV_NL	Min	-29030.21	-8796.73	12621.22	-259.06	-192.69
606	915	DX162	SLU_ENV_NL	Min	5682.40	1795.10	15455.27	-259.06	-647.32
606	915	DX149	SLE_NL	Max	13445.51	4052.99	35777.90	48.20	140.49
606	915	SX149	SLE_NL	Max	-11798.25	-3559.38	33680.71	48.20	-142.59
606	915	SX162	SLE_NL	Max	-12989.83	-3877.05	9339.70	-191.71	-142.59
606	915	DX162	SLE_NL	Max	12599.83	3760.61	11436.90	-191.71	140.49
606	915	DX149	SLE_NL	Min	13445.51	4052.99	35777.90	48.20	140.49
606	915	SX149	SLE_NL	Min	-11798.25	-3559.38	33680.71	48.20	-142.59
606	915	SX162	SLE_NL	Min	-12989.83	-3877.05	9339.70	-191.71	-142.59
606	915	DX162	SLE_NL	Min	12599.83	3760.61	11436.90	-191.71	140.49
608	916	DX108	SLU_ENV_NL	Max	91976.64	26674.01	6593.58	-5079.64	-5166.83
608	916	SX108	SLU_ENV_NL	Max	-120143.89	-35123.36	8921.99	-5079.64	5669.76
608	916	SX121	SLU_ENV_NL	Max	-114874.68	-35382.21	7182.82	4112.69	5669.76
608	916	DX121	SLU_ENV_NL	Max	86126.71	26756.99	4854.41	4112.69	-5166.83
608	916	DX108	SLU_ENV_NL	Min	78900.40	22663.38	-7000.98	-5490.34	-5661.81
608	916	SX108	SLU_ENV_NL	Min	-130521.10	-38147.26	-4914.02	-5490.34	5169.66
608	916	SX121	SLU_ENV_NL	Min	-121405.85	-37430.82	-6001.18	3680.09	5169.66
608	916	DX121	SLU_ENV_NL	Min	75826.08	23754.57	-8088.14	3680.09	-5661.81
608	916	DX108	SLE_NL	Max	68062.71	19738.77	-5180.73	-3758.94	-3823.45
608	916	SX108	SLE_NL	Max	-88906.48	-25991.29	-3636.37	-3758.94	3825.55
608	916	SX121	SLE_NL	Max	-85007.26	-26182.84	-4440.87	2723.26	3825.55
608	916	DX121	SLE_NL	Max	63733.77	19800.18	-5985.22	2723.26	-3823.45
608	916	DX108	SLE_NL	Min	68062.71	19738.77	-5180.73	-3758.94	-3823.45
608	916	SX108	SLE_NL	Min	-88906.48	-25991.29	-3636.37	-3758.94	3825.55
608	916	SX121	SLE_NL	Min	-85007.26	-26182.84	-4440.87	2723.26	3825.55
608	916	DX121	SLE_NL	Min	63733.77	19800.18	-5985.22	2723.26	-3823.45
609	917	DX121	SLU_ENV_NL	Max	83006.38	23776.48	3435.59	-5999.81	-6327.22
609	917	SX121	SLU_ENV_NL	Max	-111753.84	-32400.01	5127.62	-5999.81	6496.28
609	917	SX134	SLU_ENV_NL	Max	-102233.69	-31796.24	5103.91	4879.89	6496.28
609	917	DX134	SLU_ENV_NL	Max	78911.32	24798.83	3411.88	4879.89	-6327.22
609	917	DX121	SLU_ENV_NL	Min	72526.68	20604.18	-7622.96	-6124.20	-6488.55
609	917	SX121	SLU_ENV_NL	Min	-118104.94	-34275.40	-7959.11	-6124.20	6329.64
609	917	SX134	SLU_ENV_NL	Min	-108172.55	-33607.85	-6430.08	4726.34	6329.64
609	917	DX134	SLU_ENV_NL	Min	68491.06	21701.14	-6093.93	4726.34	-6488.55
609	917	DX121	SLE_NL	Max	61424.72	17594.60	-5640.99	-4439.86	-4682.14
609	917	SX121	SLE_NL	Max	-82697.84	-23976.01	-5889.74	-4439.86	4683.93
609	917	SX134	SLE_NL	Max	-75652.93	-23529.22	-4758.26	3497.49	4683.93
609	917	DX134	SLE_NL	Max	58394.38	18351.13	-4509.51	3497.49	-4682.14
609	917	DX121	SLE_NL	Min	61424.72	17594.60	-5640.99	-4439.86	-4682.14
609	917	SX121	SLE_NL	Min	-82697.84	-23976.01	-5889.74	-4439.86	4683.93
609	917	SX134	SLE_NL	Min	-75652.93	-23529.22	-4758.26	3497.49	4683.93
609	917	DX134	SLE_NL	Min	58394.38	18351.13	-4509.51	3497.49	-4682.14



Autorità Portuale di Taranto
Interventi per il dragaggio di 2,3 M³ di sedimenti in area Molo Polisettoriale e per la realizzazione di un primo lotto della cassa di colmata funzionale all'ampliamento del V Sporgente del Porto di Taranto

Allegati alla relazione di calcolo strutturale allineamento "BC"

Data 05/2016
Rev. B
c.d.c.: C296A
514B



610	918	DX134	SLU_ENV_NL	Max	75104.07	21162.13	4651.46	-6751.47	-7315.26
610	918	SX134	SLU_ENV_NL	Max	-98425.86	-28157.63	7204.80	-6751.47	7700.83
610	918	SX147	SLU_ENV_NL	Max	-90306.20	-28396.35	-7379.70	5964.81	7700.83
610	918	DX147	SLU_ENV_NL	Max	66466.61	21309.08	-9933.04	5964.81	-7315.26
610	918	DX134	SLU_ENV_NL	Min	64742.38	18122.15	-4471.60	-7084.45	-7697.30
610	918	SX134	SLU_ENV_NL	Min	-104421.84	-30022.06	-1640.28	-7084.45	7328.69
610	918	SX147	SLU_ENV_NL	Min	-90499.29	-28519.91	-14173.53	5658.66	7328.69
610	918	DX147	SLU_ENV_NL	Min	63105.25	20232.14	-17004.86	5658.66	-7697.30
610	918	DX134	SLE_NL	Max	55577.01	15659.97	-3308.99	-5242.49	-5696.00
610	918	SX134	SLE_NL	Max	-72835.14	-20836.65	-1213.81	-5242.49	5698.61
610	918	SX147	SLE_NL	Max	-66969.47	-21104.73	-10488.42	4413.96	5698.61
610	918	DX147	SLE_NL	Max	49185.29	15768.72	-12583.60	4413.96	-5696.00
610	918	DX134	SLE_NL	Min	55577.01	15659.97	-3308.99	-5242.49	-5696.00
610	918	SX134	SLE_NL	Min	-72835.14	-20836.65	-1213.81	-5242.49	5698.61
610	918	SX147	SLE_NL	Min	-66969.47	-21104.73	-10488.42	4413.96	5698.61
610	918	DX147	SLE_NL	Min	49185.29	15768.72	-12583.60	4413.96	-5696.00
611	919	DX147	SLU_ENV_NL	Max	61674.58	16731.84	-28958.63	-8121.08	-9040.86
611	919	SX147	SLU_ENV_NL	Max	-85706.45	-23939.94	-29979.97	-8121.08	9959.40
611	919	SX160	SLU_ENV_NL	Max	-70852.93	-23027.87	30991.32	7975.05	9959.40
611	919	DX160	SLU_ENV_NL	Max	55106.45	18302.47	32012.66	7975.05	-9040.86
611	919	DX147	SLU_ENV_NL	Min	58663.91	15991.23	-34596.64	-8901.06	-9954.41
611	919	SX147	SLU_ENV_NL	Min	-85862.97	-24149.10	-34514.24	-8901.06	9047.16
611	919	SX160	SLU_ENV_NL	Min	-74622.85	-23996.64	28397.78	7207.75	9047.16
611	919	DX160	SLU_ENV_NL	Min	50446.43	16741.87	28315.38	7207.75	-9954.41
611	919	DX147	SLE_NL	Max	45639.19	12381.56	-25601.51	-6586.79	-7366.27
611	919	SX147	SLE_NL	Max	-63422.77	-17715.56	-25540.54	-6586.79	7369.96
611	919	SX160	SLE_NL	Max	-52431.17	-17040.63	21014.36	5901.54	7369.96
611	919	DX160	SLE_NL	Max	40778.77	13543.83	20953.38	5901.54	-7366.27
611	919	DX160	SLE_NL	Min	40778.77	13543.83	20953.38	5901.54	-7366.27
617	362	SX247	SLU_ENV_NL	Max	484.17	1660.48	253.81	298.38	21.84
617	362	SX260	SLU_ENV_NL	Max	119.66	-352.70	1760.35	390.04	21.84
617	362	SX259	SLU_ENV_NL	Max	-321.64	-1448.92	1615.91	390.04	33.08
617	362	SX246	SLU_ENV_NL	Max	-1847.91	744.89	264.20	298.38	33.08
617	362	SX247	SLU_ENV_NL	Min	220.09	-985.46	145.04	120.10	-49.77
617	362	SX260	SLU_ENV_NL	Min	-303.31	-1151.44	-3114.04	-253.70	-49.77
617	362	SX259	SLU_ENV_NL	Min	-12315.64	-3443.22	-2994.88	-253.70	-18.67
617	362	SX246	SLU_ENV_NL	Min	-10899.94	-3760.16	109.37	120.10	-18.67
617	362	SX247	SLE_NL	Max	162.86	1228.75	187.82	220.80	-36.83
617	362	SX260	SLE_NL	Max	-224.45	-852.07	1302.66	-187.73	-36.83
617	362	SX259	SLE_NL	Max	-238.01	-1072.20	1195.77	-187.73	24.48
617	362	SX246	SLE_NL	Max	-1367.45	551.22	80.94	220.80	24.48
617	362	SX247	SLE_NL	Min	162.86	1228.75	187.82	220.80	-36.83
617	362	SX260	SLE_NL	Min	-224.45	-852.07	1302.66	-187.73	-36.83
617	362	SX259	SLE_NL	Min	-238.01	-1072.20	1195.77	-187.73	24.48
617	362	SX246	SLE_NL	Min	-1367.45	551.22	80.94	220.80	24.48
647	363	SX246	SLU_ENV_NL	Max	-4777.12	-159.95	978.43	871.33	58.90
647	363	SX259	SLU_ENV_NL	Max	930.75	-1047.13	776.94	1123.64	58.90
647	363	SX258	SLU_ENV_NL	Max	1278.05	-908.47	-276.28	1123.64	121.24
647	363	SX245	SLU_ENV_NL	Max	-11350.40	-2085.48	-74.79	871.33	121.24
647	363	SX246	SLU_ENV_NL	Min	-10834.21	-3726.39	-636.73	410.73	-120.28
647	363	SX259	SLU_ENV_NL	Min	-6898.84	-1832.24	-2078.29	-737.99	-120.28
647	363	SX258	SLU_ENV_NL	Min	-43590.62	-12557.68	-2376.01	-737.99	-48.09
647	363	SX245	SLU_ENV_NL	Min	-45785.00	-13904.90	-934.45	410.73	-48.09
647	363	SX246	SLE_NL	Max	-3535.07	-118.36	724.04	644.78	-89.00
647	363	SX259	SLE_NL	Max	688.75	-774.87	574.94	-546.11	-89.00
647	363	SX258	SLE_NL	Max	945.76	-672.27	-204.45	-546.11	89.72
647	363	SX245	SLE_NL	Max	-8399.30	-1543.26	-55.35	644.78	89.72
647	363	SX246	SLE_NL	Min	-3535.07	-118.36	724.04	644.78	-89.00
647	363	SX259	SLE_NL	Min	688.75	-774.87	574.94	-546.11	-89.00
647	363	SX258	SLE_NL	Min	945.76	-672.27	-204.45	-546.11	89.72
647	363	SX245	SLE_NL	Min	-8399.30	-1543.26	-55.35	644.78	89.72
677	364	SX260	SLU_ENV_NL	Max	694.17	1173.43	1824.54	267.61	56.21
677	364	SX273	SLU_ENV_NL	Max	1303.94	1197.61	1136.88	668.81	56.21
677	364	SX272	SLU_ENV_NL	Max	4227.02	54.95	863.54	668.81	42.09
677	364	SX259	SLU_ENV_NL	Max	1316.04	1780.82	1551.20	267.61	42.09
677	364	SX260	SLU_ENV_NL	Min	-274.60	-201.80	-3115.04	-31.70	-55.95
677	364	SX273	SLU_ENV_NL	Min	305.19	-1257.74	-1864.60	-385.67	-55.95
677	364	SX272	SLU_ENV_NL	Min	-14558.97	-3808.89	-1783.02	-385.67	-48.92
677	364	SX259	SLU_ENV_NL	Min	-13190.94	-4596.80	-3033.45	-31.70	-48.92
677	364	SX260	SLE_NL	Max	-203.21	868.33	1350.16	198.03	-41.40
677	364	SX273	SLE_NL	Max	225.84	-930.73	841.29	-285.40	-41.40
677	364	SX272	SLE_NL	Max	3128.00	40.66	639.02	-285.40	31.15
677	364	SX259	SLE_NL	Max	973.87	1317.81	1147.89	198.03	31.15
677	364	SX260	SLE_NL	Min	-203.21	868.33	1350.16	198.03	-41.40
677	364	SX273	SLE_NL	Min	225.84	-930.73	841.29	-285.40	-41.40
677	364	SX272	SLE_NL	Min	3128.00	40.66	639.02	-285.40	31.15
677	364	SX259	SLE_NL	Min	973.87	1317.81	1147.89	198.03	31.15
707	365	SX259	SLU_ENV_NL	Max	-35785.27	1247.96	856.72	776.95	140.16



Autorità Portuale di Taranto
Interventi per il dragaggio di 2,3 M³ di sedimenti in area Molo Polisettoriale e per la realizzazione di un primo lotto della cassa di colmata funzionale all'ampliamento del V Sporgente del Porto di Taranto

Allegati alla relazione di calcolo strutturale allineamento "BC"

Data 05/2016
Rev. B
c.d.c.: C296A
514B



707	365	SX272	SLU_ENV_NL	Max	6697.22	827.78	1573.14	1955.62	140.16
707	365	SX271	SLU_ENV_NL	Max	18437.18	4212.02	371.13	1955.62	145.07
707	365	SX258	SLU_ENV_NL	Max	4270.40	2487.52	-345.29	776.95	145.07
707	365	SX259	SLU_ENV_NL	Min	-5510.34	-2260.09	-3018.60	-52.45	-140.73
707	365	SX272	SLU_ENV_NL	Min	-15590.14	-4150.77	-1845.34	-1127.43	-140.73
707	365	SX271	SLU_ENV_NL	Min	-64262.34	-18959.34	-301.56	-1127.43	-161.20
707	365	SX258	SLU_ENV_NL	Min	-45700.86	-14535.63	-1474.82	-52.45	-161.20
707	365	SX259	SLE_NL	Max	-262.16	923.49	633.97	574.95	-104.14
707	365	SX272	SLE_NL	Max	4955.94	612.55	1164.13	-834.30	-104.14
707	365	SX271	SLE_NL	Max	13643.51	3116.89	274.64	-834.30	107.35
707	365	SX258	SLE_NL	Max	3160.09	1840.77	-255.52	574.95	107.35
707	365	SX259	SLE_NL	Min	-262.16	923.49	633.97	574.95	-104.14
707	365	SX272	SLE_NL	Min	4955.94	612.55	1164.13	-834.30	-104.14
707	365	SX271	SLE_NL	Min	13643.51	3116.89	274.64	-834.30	107.35
707	365	SX258	SLE_NL	Min	3160.09	1840.77	-255.52	574.95	107.35
708	366	DX388	SLU_ENV_NL	Max	132486.88	39779.61	1435.95	275.99	-88.21
708	366	SX388	SLU_ENV_NL	Max	-73391.99	-22026.81	-575.51	275.99	348.59
708	366	SX375	SLU_ENV_NL	Max	-76209.33	-22853.58	-744.83	811.06	348.59
708	366	DX375	SLU_ENV_NL	Max	131865.85	39526.21	1255.19	811.06	-88.21
708	366	DX388	SLU_ENV_NL	Min	82516.40	24763.15	-383.66	221.02	-347.66
708	366	SX388	SLU_ENV_NL	Min	-95493.61	-28681.86	-773.25	221.02	92.15
708	366	SX375	SLU_ENV_NL	Min	-97128.95	-29104.91	-756.27	428.84	92.15
708	366	DX375	SLU_ENV_NL	Min	79961.82	23980.32	-355.23	428.84	-347.66
708	366	DX388	SLE_NL	Max	61062.14	18324.73	1062.60	204.23	-65.28
708	366	SX388	SLE_NL	Max	-54310.07	-16299.84	-425.88	204.23	68.19
708	366	SX375	SLE_NL	Max	-56394.90	-16911.65	-559.64	317.34	68.19
708	366	DX375	SLE_NL	Max	59171.75	17745.44	928.84	317.34	-65.28
708	366	DX388	SLE_NL	Min	61062.14	18324.73	1062.60	204.23	-65.28
708	366	SX388	SLE_NL	Min	-54310.07	-16299.84	-425.88	204.23	68.19
708	366	SX375	SLE_NL	Min	-56394.90	-16911.65	-559.64	317.34	68.19
708	366	DX375	SLE_NL	Min	59171.75	17745.44	928.84	317.34	-65.28
709	367	DX375	SLU_ENV_NL	Max	132008.83	39641.27	2050.53	179.73	-216.85
709	367	SX375	SLU_ENV_NL	Max	-76269.21	-22903.06	-481.22	179.73	400.95
709	367	SX362	SLU_ENV_NL	Max	-83341.10	-24980.03	-249.79	858.57	400.95
709	367	DX362	SLU_ENV_NL	Max	131972.68	39553.19	963.68	858.57	-216.85
709	367	DX375	SLU_ENV_NL	Min	80020.74	24026.60	-39.78	166.70	-400.08
709	367	SX375	SLU_ENV_NL	Min	-97272.08	-29220.46	-2270.52	166.70	224.50
709	367	SX362	SLU_ENV_NL	Min	-98475.18	-29503.72	-3357.37	540.72	224.50
709	367	DX362	SLU_ENV_NL	Min	73591.82	22057.17	191.64	540.72	-400.08
709	367	DX375	SLE_NL	Max	59215.35	17779.69	1517.39	123.36	-160.47
709	367	SX375	SLE_NL	Max	-56439.21	-16948.26	-1680.18	123.36	166.13
709	367	SX362	SLE_NL	Max	-61672.41	-18485.22	-2484.46	400.13	166.13
709	367	DX362	SLE_NL	Max	54457.94	16322.30	713.12	400.13	-160.47
709	367	DX375	SLE_NL	Min	59215.35	17779.69	1517.39	123.36	-160.47
709	367	SX375	SLE_NL	Min	-56439.21	-16948.26	-1680.18	123.36	166.13
709	367	SX362	SLE_NL	Min	-61672.41	-18485.22	-2484.46	400.13	166.13
709	367	DX362	SLE_NL	Min	54457.94	16322.30	713.12	400.13	-160.47
710	368	DX362	SLU_ENV_NL	Max	132104.55	39659.20	1024.30	276.17	-289.25
710	368	SX362	SLU_ENV_NL	Max	-83515.25	-25120.52	114.62	276.17	687.21
710	368	SX349	SLU_ENV_NL	Max	-78566.94	-23504.14	492.82	942.65	687.21
710	368	DX349	SLU_ENV_NL	Max	130897.72	39241.48	1402.49	942.65	-289.25
710	368	DX362	SLU_ENV_NL	Min	73765.88	22197.35	-5098.20	-227.66	-693.76
710	368	SX362	SLU_ENV_NL	Min	-98607.25	-29610.44	-1295.08	-227.66	290.95
710	368	SX349	SLU_ENV_NL	Min	-100659.31	-30169.53	-2630.91	767.86	290.95
710	368	DX349	SLU_ENV_NL	Min	80726.02	24150.22	-6434.02	767.86	-693.76
710	368	DX362	SLE_NL	Max	54586.75	16426.04	-3772.66	-168.47	-513.38
710	368	SX362	SLE_NL	Max	-61801.29	-18589.19	-958.36	-168.47	508.54
710	368	SX349	SLE_NL	Max	-58139.53	-17393.06	-1946.87	697.56	508.54
710	368	DX349	SLE_NL	Max	59737.25	17871.16	-4761.18	697.56	-513.38
710	368	DX362	SLE_NL	Min	54586.75	16426.04	-3772.66	-168.47	-513.38
710	368	SX362	SLE_NL	Min	-61801.29	-18589.19	-958.36	-168.47	508.54
710	368	SX349	SLE_NL	Min	-58139.53	-17393.06	-1946.87	697.56	508.54
710	368	DX349	SLE_NL	Min	59737.25	17871.16	-4761.18	697.56	-513.38
711	369	DX349	SLU_ENV_NL	Max	130995.05	39319.46	2294.53	337.52	-218.82
711	369	SX349	SLU_ENV_NL	Max	-78885.39	-23759.75	942.93	337.52	976.41
711	369	SX336	SLU_ENV_NL	Max	-77870.06	-23266.89	1417.68	1193.45	976.41
711	369	DX336	SLU_ENV_NL	Max	129258.27	38756.54	2769.28	1193.45	-218.82
711	369	DX349	SLU_ENV_NL	Min	81045.32	24408.65	-6426.87	-464.60	-980.08
711	369	SX349	SLU_ENV_NL	Min	-100757.01	-30248.75	-4452.27	-464.60	221.61
711	369	SX336	SLU_ENV_NL	Min	-103135.42	-30918.98	-5351.37	710.76	221.61
711	369	DX336	SLU_ENV_NL	Min	84910.89	25378.22	-7325.97	710.76	-980.08
711	369	DX349	SLE_NL	Max	59973.53	18062.40	-4755.89	-343.80	-725.26
711	369	SX349	SLE_NL	Max	-58375.19	-17582.21	-3294.68	-343.80	722.54
711	369	SX336	SLE_NL	Max	-57623.85	-17217.50	-3960.01	883.15	722.54
711	369	DX336	SLE_NL	Max	62834.06	18779.88	-5421.22	883.15	-725.26
711	369	DX349	SLE_NL	Min	59973.53	18062.40	-4755.89	-343.80	-725.26
711	369	SX349	SLE_NL	Min	-58375.19	-17582.21	-3294.68	-343.80	722.54
711	369	SX336	SLE_NL	Min	-57623.85	-17217.50	-3960.01	883.15	722.54
711	369	DX336	SLE_NL	Min	62834.06	18779.88	-5421.22	883.15	-725.26
712	370	DX336	SLU_ENV_NL	Max	129302.16	38791.22	4010.81	515.87	-8.97
712	370	SX336	SLU_ENV_NL	Max	-78309.53	-23620.66	1791.75	515.87	1322.18



Autorità Portuale di Taranto
Interventi per il dragaggio di 2,3 M³ di sedimenti in area Molo Polisettoriale e per la realizzazione di un primo lotto della cassa di colmata funzionale all'ampliamento del V Sporgente del Porto di Taranto

Allegati alla relazione di calcolo strutturale allineamento "BC"

Data 05/2016
Rev. B
c.d.c.: C296A
514B



712	370	SX323	SLU_ENV_NL	Max	-79826.52	-23820.15	2189.60	1494.73	1322.18
712	370	DX323	SLU_ENV_NL	Max	126075.20	37821.99	4408.67	1494.73	-8.97
712	370	DX336	SLU_ENV_NL	Min	85350.72	25733.17	-7441.40	-746.77	-1322.79
712	370	SX336	SLU_ENV_NL	Min	-103179.85	-30955.49	-6918.31	-746.77	12.82
712	370	SX323	SLU_ENV_NL	Min	-106438.55	-31930.03	-7861.14	534.33	12.82
712	370	DX323	SLU_ENV_NL	Min	87686.97	26178.13	-8384.24	534.33	-1322.79
712	370	DX336	SLE_NL	Max	63159.53	19042.55	-5506.64	-552.61	-978.87
712	370	SX336	SLE_NL	Max	-57949.05	-17479.29	-5119.55	-552.61	978.41
712	370	SX323	SLE_NL	Max	-59071.62	-17626.91	-5817.24	1106.10	978.41
712	370	DX323	SLE_NL	Max	64888.36	19371.82	-6204.34	1106.10	-978.87
712	370	DX336	SLE_NL	Min	63159.53	19042.55	-5506.64	-552.61	-978.87
712	370	SX336	SLE_NL	Min	-57949.05	-17479.29	-5119.55	-552.61	978.41
712	370	SX323	SLE_NL	Min	-59071.62	-17626.91	-5817.24	1106.10	978.41
712	370	DX323	SLE_NL	Min	64888.36	19371.82	-6204.34	1106.10	-978.87
713	371	DX323	SLU_ENV_NL	Max	126060.42	37809.30	4666.63	598.25	88.44
713	371	SX323	SLU_ENV_NL	Max	-80414.83	-24294.04	3060.68	598.25	1755.73
713	371	SX310	SLU_ENV_NL	Max	-81341.36	-24232.82	3432.44	1875.66	1755.73
713	371	DX310	SLU_ENV_NL	Max	123443.94	37042.00	5038.40	1875.66	88.44
713	371	DX323	SLU_ENV_NL	Min	88275.53	26652.84	-9905.81	-1102.13	-1758.06
713	371	SX323	SLU_ENV_NL	Min	-106424.37	-31919.37	-8518.42	-1102.13	-84.95
713	371	SX310	SLU_ENV_NL	Min	-108788.26	-32644.42	-9621.70	451.32	-84.95
713	371	DX310	SLU_ENV_NL	Min	92467.95	27570.21	-11009.09	451.32	-1758.06
713	371	DX323	SLE_NL	Max	65323.89	19723.10	-7330.30	-815.57	-1300.97
713	371	SX323	SLE_NL	Max	-59506.98	-17977.59	-6303.63	-815.57	1299.24
713	371	SX310	SLE_NL	Max	-60192.60	-17932.28	-7120.06	1387.99	1299.24
713	371	DX310	SLE_NL	Max	68426.28	20401.95	-8146.73	1387.99	-1300.97
713	371	DX323	SLE_NL	Min	65323.89	19723.10	-7330.30	-815.57	-1300.97
713	371	SX323	SLE_NL	Min	-59506.98	-17977.59	-6303.63	-815.57	1299.24
713	371	SX310	SLE_NL	Min	-60192.60	-17932.28	-7120.06	1387.99	1299.24
713	371	DX310	SLE_NL	Min	68426.28	20401.95	-8146.73	1387.99	-1300.97
714	372	DX310	SLU_ENV_NL	Max	123357.44	36971.36	6572.58	831.42	366.73
714	372	SX310	SLU_ENV_NL	Max	-82110.25	-24852.11	3394.80	831.42	2266.80
714	372	SX297	SLU_ENV_NL	Max	-84170.47	-25032.10	3699.85	2325.33	2266.80
714	372	DX297	SLU_ENV_NL	Max	118326.74	35533.90	6877.64	2325.33	366.73
714	372	DX310	SLU_ENV_NL	Min	93237.20	28190.69	-12085.46	-1518.36	-2268.75
714	372	SX310	SLU_ENV_NL	Min	-108702.50	-32576.22	-10861.71	-1518.36	-361.34
714	372	SX297	SLU_ENV_NL	Min	-112672.54	-33836.29	-12184.58	214.41	-361.34
714	372	DX297	SLU_ENV_NL	Min	97784.44	29115.80	-13408.33	214.41	-2268.75
714	372	DX310	SLE_NL	Max	68995.53	20861.11	-8943.24	-1123.59	-1678.88
714	372	SX310	SLE_NL	Max	-60761.59	-18390.57	-8037.66	-1123.59	1677.43
714	372	SX297	SLE_NL	Max	-62286.15	-18523.76	-9016.59	1720.74	1677.43
714	372	DX297	SLE_NL	Max	72360.49	21545.69	-9922.17	1720.74	-1678.88
714	372	DX310	SLE_NL	Min	68995.53	20861.11	-8943.24	-1123.59	-1678.88
714	372	SX310	SLE_NL	Min	-60761.59	-18390.57	-8037.66	-1123.59	1677.43
714	372	SX297	SLE_NL	Min	-62286.15	-18523.76	-9016.59	1720.74	1677.43
714	372	DX297	SLE_NL	Min	72360.49	21545.69	-9922.17	1720.74	-1678.88
715	373	DX297	SLU_ENV_NL	Max	118161.08	35400.17	4783.17	945.12	500.76
715	373	SX297	SLU_ENV_NL	Max	-85157.98	-25827.45	7055.28	945.12	2899.36
715	373	SX284	SLU_ENV_NL	Max	-86769.75	-25750.87	6864.43	2883.67	2899.36
715	373	DX284	SLU_ENV_NL	Max	119986.23	36044.03	4592.31	2883.67	500.76
715	373	DX297	SLU_ENV_NL	Min	98772.43	29912.76	-15658.96	-2033.77	-2903.22
715	373	SX297	SLU_ENV_NL	Min	-112507.04	-33703.10	-13364.10	-2033.77	-504.15
715	373	SX284	SLU_ENV_NL	Min	-109217.92	-32814.39	-13789.22	93.50	-504.15
715	373	DX284	SLU_ENV_NL	Min	105613.95	31403.16	-16084.08	93.50	-2903.22
715	373	DX297	SLE_NL	Max	73091.60	22135.44	-11587.63	-1504.99	-2148.38
715	373	SX297	SLE_NL	Max	-63016.91	-19112.32	-9889.43	-1504.99	2145.53
715	373	SX284	SLE_NL	Max	-64209.62	-19055.64	-10204.03	2133.92	2145.53
715	373	DX284	SLE_NL	Max	78154.33	23238.34	-11902.22	2133.92	-2148.38
715	373	DX297	SLE_NL	Min	73091.60	22135.44	-11587.63	-1504.99	-2148.38
715	373	SX297	SLE_NL	Min	-63016.91	-19112.32	-9889.43	-1504.99	2145.53
715	373	SX284	SLE_NL	Min	-64209.62	-19055.64	-10204.03	2133.92	2145.53
715	373	DX284	SLE_NL	Min	78154.33	23238.34	-11902.22	2133.92	-2148.38
716	374	DX284	SLU_ENV_NL	Max	150890.11	45202.10	5485.72	1202.98	468.66
716	374	SX284	SLU_ENV_NL	Max	-109779.81	-33317.81	5570.30	1202.98	2771.21
716	374	SX271	SLU_ENV_NL	Max	-111711.49	-33129.58	5113.94	3045.83	2771.21
716	374	DX271	SLU_ENV_NL	Max	149940.23	45047.00	5029.37	3045.83	468.66
716	374	DX284	SLU_ENV_NL	Min	133279.74	40368.80	-14750.49	-1654.32	-2774.98
716	374	SX284	SLU_ENV_NL	Min	-135057.40	-40452.18	-12872.55	-1654.32	-469.04
716	374	SX271	SLU_ENV_NL	Min	-134861.52	-40523.49	-13352.30	408.32	-469.04
716	374	DX271	SLU_ENV_NL	Min	138124.87	41052.58	-15230.24	408.32	-2774.98
716	374	DX284	SLE_NL	Max	98627.00	29872.91	-10915.36	-1224.20	-2053.48
716	374	SX284	SLE_NL	Max	-81237.06	-24655.18	-9525.69	-1224.20	2050.69
716	374	SX271	SLE_NL	Max	-82666.50	-24515.89	-9880.70	2253.92	2050.69
716	374	DX271	SLE_NL	Max	102212.40	30378.91	-11270.37	2253.92	-2053.48
716	374	DX284	SLE_NL	Min	98627.00	29872.91	-10915.36	-1224.20	-2053.48
716	374	SX284	SLE_NL	Min	-81237.06	-24655.18	-9525.69	-1224.20	2050.69
716	374	SX271	SLE_NL	Min	-82666.50	-24515.89	-9880.70	2253.92	2050.69
716	374	DX271	SLE_NL	Min	102212.40	30378.91	-11270.37	2253.92	-2053.48
717	375	DX271	SLU_ENV_NL	Max	149810.22	44929.47	6063.22	882.59	96.09
717	375	SX271	SLU_ENV_NL	Max	-113169.95	-34442.55	4396.43	882.59	3548.32
717	375	SX258	SLU_ENV_NL	Max	-116121.04	-34344.74	3551.34	3734.55	3548.32



Autorità Portuale di Taranto
Interventi per il dragaggio di 2,3 M³ di sedimenti in area Molo Polisettoriale e per la realizzazione di un primo lotto della cassa di colmata funzionale all'ampliamento del V Sporgente del Porto di Taranto

Allegati alla relazione di calcolo strutturale allineamento "BC"

Data 05/2016
Rev. B
c.d.c.: C296A
514B

717	375	DX258	SLU_ENV_NL	Max	148530.21	44572.66	5218.13	3734.55	96.09
717	375	DX271	SLU_ENV_NL	Min	139584.02	42367.84	-16820.16	-2282.94	-3552.31
717	375	SX271	SLU_ENV_NL	Min	-134731.86	-40407.11	-14849.30	-2282.94	-91.80
717	375	SX258	SLU_ENV_NL	Min	-135782.29	-40747.13	-15943.55	723.36	-91.80
717	375	DX258	SLU_ENV_NL	Min	145309.10	43100.09	-17914.41	723.36	-3552.31
717	375	DX271	SLE_NL	Max	103292.17	31352.20	-12446.92	-1689.37	-2628.71
717	375	SX271	SLE_NL	Max	-83745.76	-25487.49	-10988.48	-1689.37	2625.76
717	375	SX258	SLE_NL	Max	-85929.57	-25415.11	-11798.23	2763.57	2625.76
717	375	DX258	SLE_NL	Max	107528.74	31894.07	-13256.67	2763.57	-2628.71
717	375	DX271	SLE_NL	Min	103292.17	31352.20	-12446.92	-1689.37	-2628.71
717	375	SX271	SLE_NL	Min	-83745.76	-25487.49	-10988.48	-1689.37	2625.76
717	375	SX258	SLE_NL	Min	-85929.57	-25415.11	-11798.23	2763.57	2625.76
717	375	DX258	SLE_NL	Min	107528.74	31894.07	-13256.67	2763.57	-2628.71
718	376	DX258	SLU_ENV_NL	Max	148620.17	44686.19	5127.46	392.84	-482.42
718	376	SX258	SLU_ENV_NL	Max	-117880.19	-35928.60	1527.39	392.84	4074.62
718	376	SX245	SLU_ENV_NL	Max	-121722.94	-35952.34	-353.10	4216.66	4074.62
718	376	DX245	SLU_ENV_NL	Max	153188.07	45390.91	3246.97	4216.66	-482.42
718	376	DX258	SLU_ENV_NL	Min	147068.93	44652.43	-18192.30	-2692.56	-4078.26
718	376	SX258	SLU_ENV_NL	Min	-135873.30	-40830.38	-16344.54	-2692.56	489.89
718	376	SX245	SLU_ENV_NL	Min	-141724.83	-42449.06	-16963.48	1216.84	489.89
718	376	DX245	SLU_ENV_NL	Min	143956.69	43120.62	-18811.24	1216.84	-4078.26
718	376	DX258	SLE_NL	Max	108831.01	33067.78	-13462.30	-1992.50	-3017.91
718	376	SX258	SLE_NL	Max	-87231.34	-26587.16	-12094.96	-1992.50	3015.22
718	376	SX245	SLE_NL	Max	-90074.98	-26604.73	-12552.98	3120.33	3015.22
718	376	DX245	SLE_NL	Max	113359.17	33589.27	-13920.32	3120.33	-3017.91
718	376	DX258	SLE_NL	Min	108831.01	33067.78	-13462.30	-1992.50	-3017.91
718	376	SX258	SLE_NL	Min	-87231.34	-26587.16	-12094.96	-1992.50	3015.22
718	376	SX245	SLE_NL	Min	-90074.98	-26604.73	-12552.98	3120.33	3015.22
718	376	DX245	SLE_NL	Min	113359.17	33589.27	-13920.32	3120.33	-3017.91
719	377	DX245	SLU_ENV_NL	Max	155193.01	47197.75	-484.41	-491.88	-1541.17
719	377	SX245	SLU_ENV_NL	Max	-123727.25	-37757.10	-803.32	-491.88	4611.15
719	377	SX232	SLU_ENV_NL	Max	-127898.19	-37730.54	-3070.05	4712.56	4611.15
719	377	DX232	SLU_ENV_NL	Max	162294.88	48048.62	-2751.14	4712.56	-1541.17
719	377	DX245	SLU_ENV_NL	Min	144424.11	43540.81	-18888.32	-3105.87	-4614.60
719	377	SX245	SLU_ENV_NL	Min	-142192.97	-42871.64	-16943.46	-3105.87	1541.83
719	377	SX232	SLU_ENV_NL	Min	-143732.26	-42905.93	-17345.45	2120.83	1541.83
719	377	DX232	SLU_ENV_NL	Min	146651.90	43781.99	-19290.31	2120.83	-4614.60
719	377	DX245	SLE_NL	Max	114842.83	34926.33	-13977.36	-2298.35	-3414.80
719	377	SX245	SLE_NL	Max	-91558.16	-27940.25	-12538.16	-2298.35	3412.25
719	377	SX232	SLE_NL	Max	-94644.66	-27920.60	-12835.63	3487.29	3412.25
719	377	DX232	SLE_NL	Max	120098.21	35555.98	-14274.83	3487.29	-3414.80
719	377	DX245	SLE_NL	Min	114842.83	34926.33	-13977.36	-2298.35	-3414.80
719	377	SX245	SLE_NL	Min	-91558.16	-27940.25	-12538.16	-2298.35	3412.25
719	377	SX232	SLE_NL	Min	-94644.66	-27920.60	-12835.63	3487.29	3412.25
719	377	DX232	SLE_NL	Min	120098.21	35555.98	-14274.83	3487.29	-3414.80
720	378	DX232	SLU_ENV_NL	Max	164530.49	50063.07	-2944.12	-1251.13	-2456.26
720	378	SX232	SLU_ENV_NL	Max	-130133.31	-39743.40	-6473.80	-1251.13	5075.67
720	378	SX219	SLU_ENV_NL	Max	-136231.47	-40166.04	-9325.57	5151.63	5075.67
720	378	DX219	SLU_ENV_NL	Max	170838.50	50547.62	-5795.89	5151.63	-2456.26
720	378	DX232	SLU_ENV_NL	Min	147574.66	44612.39	-18661.06	-3452.85	-5077.62
720	378	SX232	SLU_ENV_NL	Min	-144655.72	-43738.63	-17489.90	-3452.85	2463.44
720	378	SX219	SLU_ENV_NL	Min	-153229.30	-45626.87	-17970.38	2918.11	2463.44
720	378	DX219	SLU_ENV_NL	Min	145012.40	43163.73	-19141.54	2918.11	-5077.62
720	378	DX232	SLE_NL	Max	121752.56	37046.68	-13809.18	-2555.11	-3757.44
720	378	SX232	SLE_NL	Max	-96298.65	-29410.11	-12942.52	-2555.11	3755.99
720	378	SX219	SLE_NL	Max	-100811.29	-29722.87	-13298.08	3812.20	3755.99
720	378	DX219	SLE_NL	Max	126420.49	37405.24	-14164.74	3812.20	-3757.44
720	378	DX232	SLE_NL	Min	121752.56	37046.68	-13809.18	-2555.11	-3757.44
720	378	SX232	SLE_NL	Min	-96298.65	-29410.11	-12942.52	-2555.11	3755.99
720	378	SX219	SLE_NL	Min	-100811.29	-29722.87	-13298.08	3812.20	3755.99
720	378	DX219	SLE_NL	Min	126420.49	37405.24	-14164.74	3812.20	-3757.44
721	379	DX219	SLU_ENV_NL	Max	173347.50	52808.42	-11976.33	-2439.19	-3901.00
721	379	SX219	SLU_ENV_NL	Max	-138739.94	-42425.06	-8936.43	-2439.19	5795.79
721	379	SX206	SLU_ENV_NL	Max	-143566.18	-42266.77	-11872.10	5814.47	5795.79
721	379	DX206	SLU_ENV_NL	Max	182689.81	54002.77	-14912.01	5814.47	-3901.00
721	379	DX219	SLU_ENV_NL	Min	146479.02	44484.88	-19572.62	-4012.34	-5799.85
721	379	SX219	SLU_ENV_NL	Min	-154695.91	-46948.03	-17173.00	-4012.34	3893.82
721	379	SX206	SLU_ENV_NL	Min	-154476.93	-45803.83	-17598.66	4166.59	3893.82
721	379	DX206	SLU_ENV_NL	Min	156222.39	46325.54	-19998.27	4166.59	-5799.85
721	379	DX219	SLE_NL	Max	128277.15	39078.23	-14483.74	-2969.13	-4291.89
721	379	SX219	SLE_NL	Max	-102667.55	-31394.55	-12708.02	-2969.13	4288.89
721	379	SX206	SLE_NL	Max	-106238.97	-31277.41	-13023.01	4302.71	4288.89
721	379	DX206	SLE_NL	Max	135190.46	39962.05	-14798.72	4302.71	-4291.89
721	379	DX219	SLE_NL	Min	128277.15	39078.23	-14483.74	-2969.13	-4291.89
721	379	SX219	SLE_NL	Min	-102667.55	-31394.55	-12708.02	-2969.13	4288.89
721	379	SX206	SLE_NL	Min	-106238.97	-31277.41	-13023.01	4302.71	4288.89
721	379	DX206	SLE_NL	Min	135190.46	39962.05	-14798.72	4302.71	-4291.89
722	380	DX206	SLU_ENV_NL	Max	185537.53	56568.49	-13523.41	-3486.74	-5179.96
722	380	SX206	SLU_ENV_NL	Max	-146413.54	-44831.28	-17297.41	-3486.74	6545.21
722	380	SX193	SLU_ENV_NL	Max	-155302.20	-45683.44	-18861.66	6506.53	6545.21
722	380	DX193	SLU_ENV_NL	Max	192643.94	56885.95	-17258.52	6506.53	-5179.96



Autorità Portuale di Taranto
Interventi per il dragaggio di 2,3 M³ di sedimenti in area Molo Polisettoriale e per la realizzazione di un primo lotto della cassa di colmata funzionale all'ampliamento del V Sporgente del Porto di Taranto

Allegati alla relazione di calcolo strutturale allineamento "BC"

Data 05/2016
Rev. B
c.d.c.: C296A
514B



722	380	DX206	SLU_ENV_NL	Min	158317.50	48212.65	-18556.91	-4587.09	-6545.26
722	380	SX206	SLU_ENV_NL	Min	-156572.19	-47691.47	-18055.20	-4587.09	5188.94
722	380	SX193	SLU_ENV_NL	Min	-169782.91	-50215.06	-21032.51	5300.46	5188.94
722	380	DX193	SLU_ENV_NL	Min	157776.40	46615.52	-19363.37	5300.46	-6545.26
722	380	DX206	SLE_NL	Max	137297.77	41860.68	-13732.11	-3394.45	-4843.49
722	380	SX206	SLE_NL	Max	-108346.02	-33175.15	-13360.85	-3394.45	4843.45
722	380	SX193	SLE_NL	Max	-114923.62	-33805.75	-13957.63	4814.83	4843.45
722	380	DX193	SLE_NL	Max	142556.51	42095.60	-14328.89	4814.83	-4843.49
722	380	DX206	SLE_NL	Min	137297.77	41860.68	-13732.11	-3394.45	-4843.49
722	380	SX206	SLE_NL	Min	-108346.02	-33175.15	-13360.85	-3394.45	4843.45
722	380	SX193	SLE_NL	Min	-114923.62	-33805.75	-13957.63	4814.83	4843.45
722	380	DX193	SLE_NL	Min	142556.51	42095.60	-14328.89	4814.83	-4843.49
723	381	DX193	SLU_ENV_NL	Max	195950.79	59864.97	-19313.01	-4979.50	-7020.61
723	381	SX193	SLU_ENV_NL	Max	-158608.92	-48662.05	-17806.67	-4979.50	7787.82
723	381	SX180	SLU_ENV_NL	Max	-167389.06	-49137.35	-19110.75	7628.26	7787.82
723	381	DX180	SLU_ENV_NL	Max	206203.96	60781.45	-20617.08	7628.26	-7020.61
723	381	DX193	SLU_ENV_NL	Min	160590.81	49151.18	-25048.21	-5572.58	-7789.17
723	381	SX193	SLU_ENV_NL	Min	-172597.00	-52749.65	-19489.04	-5572.58	7008.00
723	381	SX180	SLU_ENV_NL	Min	-174700.84	-51439.70	-23240.05	6909.16	7008.00
723	381	DX180	SLU_ENV_NL	Min	175628.34	51714.57	-28799.22	6909.16	-7789.17
723	381	DX193	SLE_NL	Max	145003.58	44300.08	-14291.63	-4123.71	-5763.99
723	381	SX193	SLE_NL	Max	-117370.60	-36009.91	-13176.94	-4123.71	5762.99
723	381	SX180	SLE_NL	Max	-123867.91	-36361.64	-14141.95	5644.91	5762.99
723	381	DX180	SLE_NL	Max	152590.93	44978.28	-15256.64	5644.91	-5763.99
723	381	DX193	SLE_NL	Min	145003.58	44300.08	-14291.63	-4123.71	-5763.99
723	381	SX193	SLE_NL	Min	-117370.60	-36009.91	-13176.94	-4123.71	5762.99
723	381	SX180	SLE_NL	Min	-123867.91	-36361.64	-14141.95	5644.91	5762.99
723	381	DX180	SLE_NL	Min	152590.93	44978.28	-15256.64	5644.91	-5763.99
724	382	DX180	SLU_ENV_NL	Max	210123.15	64312.67	-23352.62	-6649.44	-9100.11
724	382	SX180	SLU_ENV_NL	Max	-171307.64	-52666.54	-18605.13	-6649.44	9195.70
724	382	SX167	SLU_ENV_NL	Max	-159394.13	-46567.07	-14627.78	8903.87	9195.70
724	382	DX167	SLU_ENV_NL	Max	223980.20	65918.34	-19114.71	8903.87	-9100.11
724	382	DX180	SLU_ENV_NL	Min	179342.93	55067.47	-44706.37	-6686.75	-9201.22
724	382	SX180	SLU_ENV_NL	Min	-178409.88	-54774.13	-19962.48	-6686.75	9050.01
724	382	SX167	SLU_ENV_NL	Min	-179929.54	-52704.62	-15724.57	8732.02	9050.01
724	382	DX167	SLU_ENV_NL	Min	220536.07	64896.23	-40729.02	8732.02	-9201.22
724	382	DX180	SLE_NL	Max	155491.13	47591.37	-17280.94	-4948.19	-6808.90
724	382	SX180	SLE_NL	Max	-126767.66	-38973.24	-14772.24	-4948.19	6804.82
724	382	SX167	SLE_NL	Max	-133147.86	-39001.42	-11636.18	6588.86	6804.82
724	382	DX167	SLE_NL	Max	165745.35	48779.57	-14144.89	6588.86	-6808.90
724	382	DX180	SLE_NL	Min	155491.13	47591.37	-17280.94	-4948.19	-6808.90
724	382	SX180	SLE_NL	Min	-126767.66	-38973.24	-14772.24	-4948.19	6804.82
724	382	SX167	SLE_NL	Min	-133147.86	-39001.42	-11636.18	6588.86	6804.82
724	382	DX167	SLE_NL	Min	165745.35	48779.57	-14144.89	6588.86	-6808.90
725	383	DX167	SLU_ENV_NL	Max	271340.93	81018.83	-8421.06	4224.72	3164.82
725	383	SX167	SLU_ENV_NL	Max	-192224.20	-57104.74	-5969.88	4224.72	-2162.13
725	383	SX154	SLU_ENV_NL	Max	-191467.80	-58002.86	-156.07	-183.47	-2162.13
725	383	DX154	SLU_ENV_NL	Max	270661.12	81581.79	-2607.25	-183.47	3164.82
725	383	DX167	SLU_ENV_NL	Min	266799.89	79476.85	-13304.28	3476.90	2157.12
725	383	SX167	SLU_ENV_NL	Min	-217059.60	-64732.97	-16457.37	3476.90	-3162.77
725	383	SX154	SLU_ENV_NL	Min	-213093.12	-64312.85	-10294.38	-1137.65	-3162.77
725	383	DX154	SLU_ENV_NL	Min	260749.59	78787.99	-7141.29	-1137.65	2157.12
725	383	DX167	SLE_NL	Max	200792.29	59953.93	-6231.59	2572.91	1596.27
725	383	SX167	SLE_NL	Max	-160624.10	-47902.40	-4417.71	2572.91	-1599.97
725	383	SX154	SLE_NL	Max	-157688.91	-47591.51	-115.49	-135.77	-1599.97
725	383	DX154	SLE_NL	Max	200289.23	60370.52	-1929.37	-135.77	1596.27
725	383	DX167	SLE_NL	Min	200792.29	59953.93	-6231.59	2572.91	1596.27
725	383	SX167	SLE_NL	Min	-160624.10	-47902.40	-4417.71	2572.91	-1599.97
725	383	SX154	SLE_NL	Min	-157688.91	-47591.51	-115.49	-135.77	-1599.97
725	383	DX154	SLE_NL	Min	200289.23	60370.52	-1929.37	-135.77	1596.27
726	384	DX154	SLU_ENV_NL	Max	269444.44	80420.44	-4540.17	3854.71	2761.38
726	384	SX154	SLU_ENV_NL	Max	-189858.07	-56464.23	-3590.62	3854.71	-2326.48
726	384	SX141	SLU_ENV_NL	Max	-183770.11	-55624.22	-2584.57	-347.71	-2326.48
726	384	DX141	SLU_ENV_NL	Max	268516.91	80967.97	-3534.12	-347.71	2761.38
726	384	DX154	SLU_ENV_NL	Min	259140.46	77251.38	-11797.00	3591.97	2322.34
726	384	SX154	SLU_ENV_NL	Min	-211875.56	-63148.57	-11625.08	3591.97	-2769.71
726	384	SX141	SLU_ENV_NL	Min	-207802.27	-62754.78	-10376.61	-832.66	-2769.71
726	384	DX141	SLU_ENV_NL	Min	259278.52	78274.31	-10548.52	-832.66	2322.34
726	384	DX154	SLE_NL	Max	199388.89	59511.13	-3359.72	2658.06	1718.53
726	384	SX154	SLE_NL	Max	-156787.92	-46729.94	-2657.06	2658.06	-1721.60
726	384	SX141	SLE_NL	Max	-153773.68	-46438.54	-1912.58	-257.31	-1721.60
726	384	DX141	SLE_NL	Max	198702.52	59916.30	-2615.25	-257.31	1718.53
726	384	DX154	SLE_NL	Min	199388.89	59511.13	-3359.72	2658.06	1718.53
726	384	SX154	SLE_NL	Min	-156787.92	-46729.94	-2657.06	2658.06	-1721.60
726	384	SX141	SLE_NL	Min	-153773.68	-46438.54	-1912.58	-257.31	-1721.60
726	384	DX141	SLE_NL	Min	198702.52	59916.30	-2615.25	-257.31	1718.53
727	385	DX141	SLU_ENV_NL	Max	267386.58	79888.87	-3587.96	3159.55	1924.65
727	385	SX141	SLU_ENV_NL	Max	-182495.59	-54404.96	-1795.31	3159.55	-1842.53
727	385	SX128	SLU_ENV_NL	Max	-179106.00	-54075.52	-2481.96	39.02	-1842.53
727	385	DX128	SLU_ENV_NL	Max	266206.41	80189.03	-4274.61	39.02	1924.65
727	385	DX141	SLU_ENV_NL	Min	258005.35	77059.55	-11639.99	3118.75	1839.69



Autorità Portuale di Taranto
Interventi per il dragaggio di 2,3 M³ di sedimenti in area Molo Polisettoriale e per la realizzazione di un primo lotto della cassa di colmata funzionale all'ampliamento del V Sporgente del Porto di Taranto

Allegati alla relazione di calcolo strutturale allineamento "BC"

Data 05/2016
Rev. B
c.d.c.: C296A
514B



727	385	SX141	SLU_ENV_NL	Min	-206671.27	-61673.44	-9747.53	3118.75	-1930.33
727	385	SX128	SLU_ENV_NL	Min	-203890.41	-61495.06	-10240.45	-148.18	-1930.33
727	385	DX128	SLU_ENV_NL	Min	257248.06	77516.48	-12132.91	-148.18	1839.69
727	385	DX141	SLE_NL	Max	197866.07	59117.76	-2655.09	2338.07	1361.37
727	385	SX141	SLE_NL	Max	-152936.74	-45638.35	-1328.53	2338.07	-1363.47
727	385	SX128	SLE_NL	Max	-150878.90	-45506.34	-1836.65	28.88	-1363.47
727	385	DX128	SLE_NL	Max	196992.74	59339.88	-3163.21	28.88	1361.37
727	385	DX141	SLE_NL	Min	197866.07	59117.76	-2655.09	2338.07	1361.37
727	385	SX141	SLE_NL	Min	-152936.74	-45638.35	-1328.53	2338.07	-1363.47
727	385	SX128	SLE_NL	Min	-150878.90	-45506.34	-1836.65	28.88	-1363.47
727	385	DX128	SLE_NL	Min	196992.74	59339.88	-3163.21	28.88	1361.37
728	386	DX128	SLU_ENV_NL	Max	265253.59	79279.43	-3201.74	2995.54	1668.62
728	386	SX128	SLU_ENV_NL	Max	-178191.61	-53200.44	-2438.41	2995.54	-1442.60
728	386	SX115	SLU_ENV_NL	Max	-173715.06	-52371.56	-2562.07	247.40	-1442.60
728	386	DX115	SLU_ENV_NL	Max	264948.01	79781.05	-3325.39	247.40	1668.62
728	386	DX128	SLU_ENV_NL	Min	256334.93	76645.58	-11519.60	2686.26	1435.25
728	386	SX128	SLU_ENV_NL	Min	-202936.99	-60583.47	-9935.14	2686.26	-1671.98
728	386	SX115	SLU_ENV_NL	Min	-199649.03	-60192.33	-9587.21	164.52	-1671.98
728	386	DX115	SLU_ENV_NL	Min	257715.73	77569.62	-11171.67	164.52	1435.25
728	386	DX128	SLE_NL	Max	196287.65	58666.78	-2369.29	2216.70	1234.78
728	386	SX128	SLE_NL	Max	-150173.38	-44831.77	-1804.43	2216.70	-1237.27
728	386	SX115	SLE_NL	Max	-147740.28	-44542.33	-1895.93	121.75	-1237.27
728	386	DX115	SLE_NL	Max	196061.53	59037.97	-2460.79	121.75	1234.78
728	386	DX128	SLE_NL	Min	196287.65	58666.78	-2369.29	2216.70	1234.78
728	386	SX128	SLE_NL	Min	-150173.38	-44831.77	-1804.43	2216.70	-1237.27
728	386	SX115	SLE_NL	Min	-147740.28	-44542.33	-1895.93	121.75	-1237.27
728	386	DX115	SLE_NL	Min	196061.53	59037.97	-2460.79	121.75	1234.78
729	387	DX115	SLU_ENV_NL	Max	264080.28	78952.83	-3698.92	2857.23	1525.97
729	387	SX115	SLU_ENV_NL	Max	-173036.46	-51721.80	-1775.68	2857.23	-1061.54
729	387	SX102	SLU_ENV_NL	Max	-170698.50	-51398.69	-2237.23	555.77	-1061.54
729	387	DX102	SLU_ENV_NL	Max	263267.38	79251.46	-4160.47	555.77	1525.97
729	387	DX115	SLU_ENV_NL	Min	257038.34	76923.91	-11244.60	2350.50	1056.24
729	387	SX115	SLU_ENV_NL	Min	-198780.62	-59361.87	-8507.84	2350.50	-1529.61
729	387	SX102	SLU_ENV_NL	Min	-196306.58	-59164.29	-8125.25	267.76	-1529.61
729	387	DX102	SLU_ENV_NL	Min	257098.17	77317.05	-10862.02	267.76	1056.24
729	387	DX115	SLE_NL	Max	195419.40	58425.10	-2737.20	2114.35	1129.22
729	387	SX115	SLE_NL	Max	-147097.66	-43927.78	-1314.00	2114.35	-1131.91
729	387	SX102	SLE_NL	Max	-145266.87	-43781.57	-1655.55	198.14	-1131.91
729	387	DX102	SLE_NL	Max	194817.86	58646.08	-3078.75	198.14	1129.22
729	387	DX115	SLE_NL	Min	195419.40	58425.10	-2737.20	2114.35	1129.22
729	387	SX115	SLE_NL	Min	-147097.66	-43927.78	-1314.00	2114.35	-1131.91
729	387	SX102	SLE_NL	Min	-145266.87	-43781.57	-1655.55	198.14	-1131.91
729	387	DX102	SLE_NL	Min	194817.86	58646.08	-3078.75	198.14	1129.22
730	388	DX102	SLU_ENV_NL	Max	262452.43	78473.80	-3652.28	2796.88	1473.82
730	388	SX102	SLU_ENV_NL	Max	-170194.07	-50915.46	-2701.87	2796.88	-800.54
730	388	SX89	SLU_ENV_NL	Max	-166539.00	-50104.47	-3377.60	767.16	-800.54
730	388	DX89	SLU_ENV_NL	Max	262776.39	79094.85	-4328.01	767.16	1473.82
730	388	DX102	SLU_ENV_NL	Min	256594.85	76837.51	-9211.37	2118.74	794.33
730	388	SX102	SLU_ENV_NL	Min	-195490.86	-58384.05	-7592.32	2118.74	-1478.20
730	388	SX89	SLU_ENV_NL	Min	-191991.35	-57860.62	-7051.41	295.17	-1478.20
730	388	DX89	SLU_ENV_NL	Min	258534.30	77701.24	-8670.46	295.17	794.33
730	388	DX102	SLE_NL	Max	194214.80	58070.61	-2702.69	2069.69	1090.63
730	388	SX102	SLE_NL	Max	-144663.23	-43204.19	-1999.38	2069.69	-1093.87
730	388	SX89	SLE_NL	Max	-142073.60	-42816.86	-2499.42	218.42	-1093.87
730	388	DX89	SLE_NL	Max	194454.53	58530.19	-3202.73	218.42	1090.63
730	388	DX102	SLE_NL	Min	194214.80	58070.61	-2702.69	2069.69	1090.63
730	388	SX102	SLE_NL	Min	-144663.23	-43204.19	-1999.38	2069.69	-1093.87
730	388	SX89	SLE_NL	Min	-142073.60	-42816.86	-2499.42	218.42	-1093.87
730	388	DX89	SLE_NL	Min	194454.53	58530.19	-3202.73	218.42	1090.63
731	389	DX89	SLU_ENV_NL	Max	261984.12	78339.25	-5883.83	2754.44	1441.29
731	389	SX89	SLU_ENV_NL	Max	-166156.26	-49737.60	-2728.47	2754.44	-612.91
731	389	SX76	SLU_ENV_NL	Max	-164888.14	-49575.71	-3426.91	917.60	-612.91
731	389	DX76	SLU_ENV_NL	Max	262423.51	78983.04	-6582.27	917.60	1441.29
731	389	DX89	SLU_ENV_NL	Min	258152.56	77337.72	-8130.25	1952.86	608.70
731	389	SX89	SLU_ENV_NL	Min	-191197.98	-57101.33	-5641.31	1952.86	-1448.38
731	389	SX76	SLU_ENV_NL	Min	-187650.14	-56553.10	-5080.78	305.57	-1448.38
731	389	DX76	SLU_ENV_NL	Min	258106.57	77540.01	-7569.71	305.57	608.70
731	389	DX89	SLE_NL	Max	193868.25	57971.04	-4354.03	2038.29	1066.55
731	389	SX89	SLE_NL	Max	-141486.51	-42254.99	-2019.06	2038.29	-1071.80
731	389	SX76	SLE_NL	Max	-138861.10	-41849.29	-2535.91	226.12	-1071.80
731	389	DX76	SLE_NL	Max	194193.40	58447.45	-4870.88	226.12	1066.55
731	389	DX89	SLE_NL	Min	193868.25	57971.04	-4354.03	2038.29	1066.55
731	389	SX89	SLE_NL	Min	-141486.51	-42254.99	-2019.06	2038.29	-1071.80
731	389	SX76	SLE_NL	Min	-138861.10	-41849.29	-2535.91	226.12	-1071.80
731	389	DX76	SLE_NL	Min	194193.40	58447.45	-4870.88	226.12	1066.55
732	390	DX76	SLU_ENV_NL	Max	261687.13	78281.63	-5627.73	2592.55	1265.67
732	390	SX76	SLU_ENV_NL	Max	-164595.40	-49295.01	-3789.94	2592.55	-468.48
732	390	SX63	SLU_ENV_NL	Max	-161585.92	-48559.39	-3549.05	1034.35	-468.48
732	390	DX63	SLU_ENV_NL	Max	263887.95	79390.89	-5194.20	1034.35	1265.67
732	390	DX76	SLU_ENV_NL	Min	257814.70	77262.20	-6990.91	1824.30	463.67
732	390	SX76	SLU_ENV_NL	Min	-186911.98	-55845.76	-4696.70	1824.30	-1277.07



Autorità Portuale di Taranto
Interventi per il dragaggio di 2,3 M m³ di sedimenti in area Molo Polisettoriale e per la realizzazione di un primo lotto della cassa di colmata funzionale all'ampliamento del V Sporgente del Porto di Taranto

Allegati alla relazione di calcolo strutturale allineamento "BC"

Data 05/2016
Rev. B
c.d.c.: C296A
514B



732	390	SX63	SLU_ENV_NL	Min	-181975.88	-54820.60	-4263.17	437.68	-1277.07
732	390	DX63	SLU_ENV_NL	Min	259821.45	78028.65	-6750.02	437.68	463.67
732	390	DX76	SLE_NL	Max	193648.47	57928.41	-5173.28	1918.48	936.60
732	390	SX76	SLE_NL	Max	-138314.86	-41325.86	-2804.56	1918.48	-945.03
732	390	SX63	SLE_NL	Max	-134662.15	-40567.24	-2626.30	323.88	-945.03
732	390	DX63	SLE_NL	Max	195277.09	58749.26	-4995.02	323.88	936.60
732	390	DX76	SLE_NL	Min	193648.47	57928.41	-5173.28	1918.48	936.60
732	390	SX76	SLE_NL	Min	-138314.86	-41325.86	-2804.56	1918.48	-945.03
732	390	SX63	SLE_NL	Min	-134662.15	-40567.24	-2626.30	323.88	-945.03
732	390	DX63	SLE_NL	Min	195277.09	58749.26	-4995.02	323.88	936.60
733	391	DX63	SLU_ENV_NL	Max	263327.93	78856.78	-3857.78	2176.07	794.93
733	391	SX63	SLU_ENV_NL	Max	-161348.22	-48331.88	-3594.58	2176.07	-408.41
733	391	SX50	SLU_ENV_NL	Max	-162363.54	-48781.65	-3553.82	1077.91	-408.41
733	391	DX50	SLU_ENV_NL	Max	261267.41	78521.82	-3624.89	1077.91	794.93
733	391	DX63	SLU_ENV_NL	Min	259584.10	77802.29	-4275.75	1771.15	409.61
733	391	SX63	SLU_ENV_NL	Min	-181415.07	-54283.88	-3786.72	1771.15	-791.65
733	391	SX50	SLU_ENV_NL	Min	-181768.88	-54671.31	-4400.69	831.51	-791.65
733	391	DX50	SLU_ENV_NL	Min	257688.82	77379.58	-5081.86	831.51	409.61
733	391	DX63	SLE_NL	Max	194862.66	58354.02	-2854.76	1610.29	588.25
733	391	SX63	SLE_NL	Max	-134247.15	-40170.07	-2802.17	1610.29	-585.82
733	391	SX50	SLE_NL	Max	-134508.97	-40456.77	-2629.83	615.32	-585.82
733	391	DX50	SLE_NL	Max	193337.88	58106.15	-2682.42	615.32	588.25
733	391	DX63	SLE_NL	Min	194862.66	58354.02	-2854.76	1610.29	588.25
733	391	SX63	SLE_NL	Min	-134247.15	-40170.07	-2802.17	1610.29	-585.82
733	391	SX50	SLE_NL	Min	-134508.97	-40456.77	-2629.83	615.32	-585.82
733	391	DX50	SLE_NL	Min	193337.88	58106.15	-2682.42	615.32	588.25
734	392	DX50	SLU_ENV_NL	Max	260856.60	78128.92	-3756.31	2105.23	719.74
734	392	SX50	SLU_ENV_NL	Max	-162057.40	-48488.72	-4253.82	2105.23	-719.24
734	392	SX37	SLU_ENV_NL	Max	-157416.50	-47353.44	-4845.65	885.76	-719.24
734	392	DX37	SLU_ENV_NL	Max	261661.98	78626.66	-4348.14	885.76	719.74
734	392	DX50	SLU_ENV_NL	Min	257383.05	77087.89	-7139.46	2026.98	715.67
734	392	SX50	SLU_ENV_NL	Min	-181358.44	-54279.61	-5921.27	2026.98	-720.70
734	392	SX37	SLU_ENV_NL	Min	-179005.13	-53829.46	-7540.82	809.72	-720.70
734	392	DX37	SLU_ENV_NL	Min	260478.83	78270.67	-8759.01	809.72	715.67
734	392	DX50	SLE_NL	Max	193033.89	57815.40	-2779.67	1557.87	532.61
734	392	SX50	SLE_NL	Max	-134205.25	-40166.91	-3147.82	1557.87	-532.24
734	392	SX37	SLE_NL	Max	-132463.80	-39833.80	-3585.78	655.46	-532.24
734	392	DX37	SLE_NL	Max	193629.86	58183.73	-3217.62	655.46	532.61
734	392	DX50	SLE_NL	Min	193033.89	57815.40	-2779.67	1557.87	532.61
734	392	SX50	SLE_NL	Min	-134205.25	-40166.91	-3147.82	1557.87	-532.24
734	392	SX37	SLE_NL	Min	-132463.80	-39833.80	-3585.78	655.46	-532.24
734	392	DX37	SLE_NL	Min	193629.86	58183.73	-3217.62	655.46	532.61
735	393	DX37	SLU_ENV_NL	Max	261238.23	78223.32	-7252.06	2262.97	998.79
735	393	SX37	SLU_ENV_NL	Max	-156946.89	-46902.15	-1971.90	2262.97	-850.83
735	393	SX24	SLU_ENV_NL	Max	-152949.53	-46066.78	-1516.69	771.67	-850.83
735	393	DX24	SLU_ENV_NL	Max	262391.72	78865.66	-6796.85	771.67	998.79
735	393	DX37	SLU_ENV_NL	Min	260011.44	77826.79	-12809.09	2202.17	837.17
735	393	SX37	SLU_ENV_NL	Min	-178580.11	-53421.90	-5543.26	2202.17	-1016.85
735	393	SX24	SLU_ENV_NL	Min	-175610.81	-52835.38	-4715.35	554.80	-1016.85
735	393	DX24	SLU_ENV_NL	Min	261840.54	78728.81	-11981.18	554.80	837.17
735	393	DX37	SLE_NL	Max	193316.29	57885.26	-5366.53	1629.61	619.50
735	393	SX37	SLE_NL	Max	-132149.28	-39532.20	-1459.21	1629.61	-629.61
735	393	SX24	SLE_NL	Max	-129952.00	-39098.18	-1122.35	571.04	-629.61
735	393	DX24	SLE_NL	Max	194169.87	58360.59	-5029.67	571.04	619.50
735	393	DX37	SLE_NL	Min	193316.29	57885.26	-5366.53	1629.61	619.50
735	393	SX37	SLE_NL	Min	-132149.28	-39532.20	-1459.21	1629.61	-629.61
735	393	SX24	SLE_NL	Min	-129952.00	-39098.18	-1122.35	571.04	-629.61
735	393	DX24	SLE_NL	Min	194169.87	58360.59	-5029.67	571.04	619.50
736	394	DX24	SLU_ENV_NL	Max	262057.92	78549.23	-2981.20	1810.35	459.90
736	394	SX24	SLU_ENV_NL	Max	-152548.36	-45680.24	-1406.35	1810.35	-393.61
736	394	SX11	SLU_ENV_NL	Max	-146626.60	-44072.24	-391.85	1149.97	-393.61
736	394	DX11	SLU_ENV_NL	Max	266363.20	79990.18	-1966.69	1149.97	459.90
736	394	DX24	SLU_ENV_NL	Min	261442.11	78351.42	-5589.19	1794.97	385.63
736	394	SX24	SLU_ENV_NL	Min	-175274.92	-52512.00	-3330.84	1794.97	-470.34
736	394	SX11	SLU_ENV_NL	Min	-170771.99	-51302.07	-1526.26	1006.64	-470.34
736	394	DX11	SLU_ENV_NL	Min	265722.60	79784.93	-3784.62	1006.64	385.63
736	394	DX24	SLE_NL	Max	193922.86	58126.43	-2206.09	1339.66	285.37
736	394	SX24	SLE_NL	Max	-129703.44	-38858.88	-1040.70	1339.66	-291.27
736	394	SX11	SLE_NL	Max	-126371.28	-37963.54	-289.97	850.98	-291.27
736	394	DX11	SLE_NL	Max	196634.72	59040.85	-1455.35	850.98	285.37
736	394	DX24	SLE_NL	Min	193922.86	58126.43	-2206.09	1339.66	285.37
736	394	SX24	SLE_NL	Min	-129703.44	-38858.88	-1040.70	1339.66	-291.27
736	394	SX11	SLE_NL	Min	-126371.28	-37963.54	-289.97	850.98	-291.27
736	394	DX11	SLE_NL	Min	196634.72	59040.85	-1455.35	850.98	285.37
737	395	SX273	SLU_ENV_NL	Max	1922.10	1008.87	1088.98	65.69	55.88
737	395	SX286	SLU_ENV_NL	Max	390.28	634.85	1116.45	792.87	55.88
737	395	SX285	SLU_ENV_NL	Max	7056.43	926.36	966.74	792.87	22.69
737	395	SX272	SLU_ENV_NL	Max	5556.38	2547.07	939.27	65.69	22.69
737	395	SX273	SLU_ENV_NL	Min	403.46	531.73	-2134.39	31.12	-35.01
737	395	SX286	SLU_ENV_NL	Min	-1603.13	-1066.12	-1665.92	-318.82	-35.01
737	395	SX285	SLU_ENV_NL	Min	-22469.43	-5706.76	-1084.20	-318.82	-58.44



Autorità Portuale di Taranto
Interventi per il dragaggio di 2,3 M³ di sedimenti in area Molo Polisettoriale e per la realizzazione di un primo lotto della cassa di colmata funzionale all'ampliamento del V Sporgente del Porto di Taranto

Allegati alla relazione di calcolo strutturale allineamento "BC"

Data 05/2016
Rev. B
c.d.c.: C296A
514B

737	395	SX272	SLU_ENV_NL	Min	-15685.48	-4837.54	-1552.67	31.12	-58.44
737	395	SX273	SLE_NL	Max	298.56	746.57	805.85	48.61	-25.91
737	395	SX286	SLE_NL	Max	288.81	-788.93	826.17	-235.93	-25.91
737	395	SX285	SLE_NL	Max	5221.76	685.50	715.38	-235.93	16.79
737	395	SX272	SLE_NL	Max	4111.72	1884.83	695.06	48.61	16.79
737	395	SX273	SLE_NL	Min	298.56	746.57	805.85	48.61	-25.91
737	395	SX286	SLE_NL	Min	288.81	-788.93	826.17	-235.93	-25.91
737	395	SX285	SLE_NL	Min	5221.76	685.50	715.38	-235.93	16.79
737	395	SX272	SLE_NL	Min	4111.72	1884.83	695.06	48.61	16.79
738	396	SX272	SLU_ENV_NL	Max	5517.94	2517.62	1419.66	170.69	151.86
738	396	SX285	SLU_ENV_NL	Max	10210.22	1890.42	504.66	2316.08	151.86
738	396	SX284	SLU_ENV_NL	Max	30501.70	8146.01	788.29	2316.08	83.48
738	396	SX271	SLU_ENV_NL	Max	21067.27	7358.22	607.14	170.69	83.48
738	396	SX272	SLU_ENV_NL	Min	-13227.56	-4063.74	-1926.58	155.10	-82.95
738	396	SX285	SLU_ENV_NL	Min	-23246.18	-5976.22	-709.77	-938.29	-82.95
738	396	SX284	SLU_ENV_NL	Min	-84823.40	-24674.83	-307.86	-938.29	-172.44
738	396	SX271	SLU_ENV_NL	Min	-67034.93	-20413.08	-428.53	155.10	-172.44
738	396	SX272	SLE_NL	Max	4083.28	1863.04	1050.55	126.31	-61.38
738	396	SX285	SLE_NL	Max	7555.56	1398.91	373.44	-694.34	-61.38
738	396	SX284	SLE_NL	Max	22571.26	6028.05	-227.81	-694.34	61.78
738	396	SX271	SLE_NL	Max	15589.78	5445.08	449.29	126.31	61.78
738	396	SX272	SLE_NL	Min	4083.28	1863.04	1050.55	126.31	-61.38
738	396	SX285	SLE_NL	Min	7555.56	1398.91	373.44	-694.34	-61.38
738	396	SX284	SLE_NL	Min	22571.26	6028.05	-227.81	-694.34	61.78
738	396	SX271	SLE_NL	Min	15589.78	5445.08	449.29	126.31	61.78
739	397	SX286	SLU_ENV_NL	Max	569.78	1062.30	868.91	25.35	48.60
739	397	SX299	SLU_ENV_NL	Max	-24.02	230.30	186.32	642.70	48.60
739	397	SX298	SLU_ENV_NL	Max	6779.46	1154.28	144.60	642.70	10.16
739	397	SX285	SLU_ENV_NL	Max	6643.40	3011.95	827.19	25.35	10.16
739	397	SX286	SLU_ENV_NL	Min	-940.04	-961.95	-1183.58	-7.60	-20.67
739	397	SX299	SLU_ENV_NL	Min	-375.29	-1020.87	-947.00	-213.03	-20.67
739	397	SX298	SLU_ENV_NL	Min	-20963.48	-5995.10	-856.51	-213.03	-44.05
739	397	SX285	SLU_ENV_NL	Min	-19342.90	-6511.90	-1093.09	-7.60	-44.05
739	397	SX286	SLE_NL	Max	421.64	786.11	642.99	-5.62	-15.30
739	397	SX299	SLE_NL	Max	-17.78	-755.44	137.88	-157.65	-15.30
739	397	SX298	SLE_NL	Max	5016.80	854.17	107.00	-157.65	7.52
739	397	SX285	SLE_NL	Max	4916.12	2228.84	612.12	-5.62	7.52
739	397	SX286	SLE_NL	Min	421.64	786.11	642.99	-5.62	-15.30
739	397	SX299	SLE_NL	Min	-17.78	-755.44	137.88	-157.65	-15.30
739	397	SX298	SLE_NL	Min	5016.80	854.17	107.00	-157.65	7.52
739	397	SX285	SLE_NL	Min	4916.12	2228.84	612.12	-5.62	7.52
740	398	SX285	SLU_ENV_NL	Max	7785.52	3346.46	234.79	134.66	119.40
740	398	SX298	SLU_ENV_NL	Max	8099.32	1558.36	738.75	1889.24	119.40
740	398	SX297	SLU_ENV_NL	Max	28693.35	7637.37	1001.94	1889.24	40.72
740	398	SX284	SLU_ENV_NL	Max	25987.86	8695.48	955.64	134.66	40.72
740	398	SX285	SLU_ENV_NL	Min	-16587.10	-5664.08	-1028.65	-35.73	-48.31
740	398	SX298	SLU_ENV_NL	Min	-30294.94	-8815.62	-982.34	-628.99	-48.31
740	398	SX297	SLU_ENV_NL	Min	-94218.41	-27968.60	515.29	-628.99	-143.92
740	398	SX284	SLU_ENV_NL	Min	-70788.54	-21923.35	11.32	-35.73	-143.92
740	398	SX285	SLE_NL	Max	5761.28	2476.38	173.74	-26.44	-35.75
740	398	SX298	SLE_NL	Max	5993.50	1153.19	546.68	-465.45	-35.75
740	398	SX297	SLE_NL	Max	21233.08	5651.65	381.31	-465.45	30.13
740	398	SX284	SLE_NL	Max	19231.02	6434.65	8.38	-26.44	30.13
740	398	SX285	SLE_NL	Min	5761.28	2476.38	173.74	-26.44	-35.75
740	398	SX298	SLE_NL	Min	5993.50	1153.19	546.68	-465.45	-35.75
740	398	SX297	SLE_NL	Min	21233.08	5651.65	381.31	-465.45	30.13
740	398	SX284	SLE_NL	Min	19231.02	6434.65	8.38	-26.44	30.13
741	399	SX299	SLU_ENV_NL	Max	337.83	395.43	184.67	421.80	1.19
741	399	SX312	SLU_ENV_NL	Max	-59.26	406.68	664.26	305.28	1.19
741	399	SX311	SLU_ENV_NL	Max	6792.99	1021.69	751.18	305.28	10.12
741	399	SX298	SLU_ENV_NL	Max	7277.00	2602.62	181.40	421.80	10.12
741	399	SX299	SLU_ENV_NL	Min	-246.73	-112.40	-996.56	-153.88	-7.36
741	399	SX312	SLU_ENV_NL	Min	-814.11	-1153.38	-455.65	-82.42	-7.36
741	399	SX311	SLU_ENV_NL	Min	-22062.85	-6277.01	-458.91	-82.42	-9.53
741	399	SX298	SLU_ENV_NL	Min	-21433.95	-6792.09	-909.64	-153.88	-9.53
741	399	SX299	SLE_NL	Max	249.99	292.62	136.66	-113.87	0.88
741	399	SX312	SLE_NL	Max	-43.86	-853.50	-337.18	-60.99	0.88
741	399	SX311	SLE_NL	Max	5026.81	756.05	-339.60	-60.99	-7.06
741	399	SX298	SLE_NL	Max	5384.98	1925.94	134.24	-113.87	-7.06
741	399	SX299	SLE_NL	Min	249.99	292.62	136.66	-113.87	0.88
741	399	SX312	SLE_NL	Min	-43.86	-853.50	-337.18	-60.99	0.88
741	399	SX311	SLE_NL	Min	5026.81	756.05	-339.60	-60.99	-7.06
741	399	SX298	SLE_NL	Min	5384.98	1925.94	134.24	-113.87	-7.06
742	400	SX298	SLU_ENV_NL	Max	8335.17	2923.25	649.02	1292.54	11.52
742	400	SX311	SLU_ENV_NL	Max	7450.98	1215.90	-522.59	892.27	11.52
742	400	SX310	SLU_ENV_NL	Max	27986.17	7670.15	-851.55	892.27	41.43
742	400	SX297	SLU_ENV_NL	Max	29444.07	9561.04	721.97	1292.54	41.43
742	400	SX298	SLU_ENV_NL	Min	-29801.55	-9305.72	404.67	-465.46	-18.64
742	400	SX311	SLU_ENV_NL	Min	-19396.34	-5473.70	-924.50	-248.05	-18.64
742	400	SX310	SLU_ENV_NL	Min	-81645.25	-23955.74	-1750.06	-248.05	-21.11
742	400	SX297	SLU_ENV_NL	Min	-95069.27	-28670.08	-822.80	-465.46	-21.11



Autorità Portuale di Taranto
Interventi per il dragaggio di 2,3 M m³ di sedimenti in area Molo Polisettoriale e per la realizzazione di un primo lotto della cassa di colmata funzionale all'ampliamento del V Sporgente del Porto di Taranto

Allegati alla relazione di calcolo strutturale allineamento "BC"

Data 05/2016
Rev. B
c.d.c.: C296A
514B



742	400	SX298	SLE_NL	Max	6168.02	2163.21	480.27	-344.44	8.52
742	400	SX311	SLE_NL	Max	5513.73	899.77	-684.13	-183.56	8.52
742	400	SX310	SLE_NL	Max	20709.76	5675.91	-630.15	-183.56	-15.62
742	400	SX297	SLE_NL	Max	21788.61	7075.17	534.26	-344.44	-15.62
742	400	SX298	SLE_NL	Min	6168.02	2163.21	480.27	-344.44	8.52
742	400	SX311	SLE_NL	Min	5513.73	899.77	-684.13	-183.56	8.52
742	400	SX310	SLE_NL	Min	20709.76	5675.91	-630.15	-183.56	-15.62
742	400	SX297	SLE_NL	Min	21788.61	7075.17	534.26	-344.44	-15.62
743	401	SX312	SLU_ENV_NL	Max	699.57	1044.66	845.52	489.30	6.50
743	401	SX325	SLU_ENV_NL	Max	1473.11	482.96	-476.62	182.96	6.50
743	401	SX324	SLU_ENV_NL	Max	5248.77	1229.50	-345.68	182.96	27.58
743	401	SX311	SLU_ENV_NL	Max	7291.09	3013.40	456.24	489.30	27.58
743	401	SX312	SLU_ENV_NL	Min	-1411.84	-942.84	-504.03	-178.72	-18.40
743	401	SX325	SLU_ENV_NL	Min	-522.94	-495.50	-667.15	-33.10	-18.40
743	401	SX324	SLU_ENV_NL	Min	-17141.78	-4804.65	-1056.43	-33.10	-15.36
743	401	SX311	SLU_ENV_NL	Min	-22033.30	-6821.43	-373.09	-178.72	-15.36
743	401	SX312	SLE_NL	Max	517.68	773.05	-372.98	-132.26	4.81
743	401	SX325	SLE_NL	Max	-386.98	-366.67	-352.70	-24.50	4.81
743	401	SX324	SLE_NL	Max	3884.09	909.83	-255.80	-24.50	-11.37
743	401	SX311	SLE_NL	Max	5395.40	2229.92	-276.09	-132.26	-11.37
743	401	SX312	SLE_NL	Min	517.68	773.05	-372.98	-132.26	4.81
743	401	SX325	SLE_NL	Min	-386.98	-366.67	-352.70	-24.50	4.81
743	401	SX324	SLE_NL	Min	3884.09	909.83	-255.80	-24.50	-11.37
743	401	SX311	SLE_NL	Min	5395.40	2229.92	-276.09	-132.26	-11.37
744	402	SX311	SLU_ENV_NL	Max	8387.08	3347.26	-966.97	1476.35	24.83
744	402	SX324	SLU_ENV_NL	Max	4239.86	921.77	368.17	548.58	24.83
744	402	SX323	SLU_ENV_NL	Max	21621.92	5846.25	884.25	548.58	75.70
744	402	SX310	SLU_ENV_NL	Max	28076.41	8959.93	-578.09	1476.35	75.70
744	402	SX311	SLU_ENV_NL	Min	-20279.52	-6307.39	-1094.16	-532.24	-63.54
744	402	SX324	SLU_ENV_NL	Min	-16532.58	-4609.79	352.10	-102.93	-63.54
744	402	SX323	SLU_ENV_NL	Min	-73716.37	-21991.77	-221.91	-102.93	-39.60
744	402	SX310	SLU_ENV_NL	Min	-81281.21	-24852.52	-1540.98	-532.24	-39.60
744	402	SX311	SLE_NL	Max	6206.44	2476.97	-809.68	-393.85	18.37
744	402	SX324	SLE_NL	Max	3137.50	682.11	272.45	-76.17	18.37
744	402	SX323	SLE_NL	Max	16000.22	4326.22	654.34	-76.17	-29.30
744	402	SX310	SLE_NL	Max	20776.55	6630.35	-427.79	-393.85	-29.30
744	402	SX311	SLE_NL	Min	6206.44	2476.97	-809.68	-393.85	18.37
744	402	SX324	SLE_NL	Min	3137.50	682.11	272.45	-76.17	18.37
744	402	SX323	SLE_NL	Min	16000.22	4326.22	654.34	-76.17	-29.30
744	402	SX310	SLE_NL	Min	20776.55	6630.35	-427.79	-393.85	-29.30
745	403	SX325	SLU_ENV_NL	Max	1097.45	260.32	-407.44	465.84	10.58
745	403	SX338	SLU_ENV_NL	Max	-240.74	262.69	101.98	130.86	10.58
745	403	SX337	SLU_ENV_NL	Max	4521.81	555.27	184.55	130.86	25.70
745	403	SX324	SLU_ENV_NL	Max	5227.81	1661.57	-397.82	465.84	25.70
745	403	SX325	SLU_ENV_NL	Min	-216.26	24.85	-931.29	-176.16	-24.57
745	403	SX338	SLU_ENV_NL	Min	-280.55	-883.61	-421.33	0.60	-24.57
745	403	SX337	SLU_ENV_NL	Min	-16967.63	-4947.34	-411.72	0.60	-15.95
745	403	SX324	SLU_ENV_NL	Min	-17001.92	-5368.01	-848.73	-176.16	-15.95
745	403	SX325	SLE_NL	Max	-160.03	18.39	-301.50	-130.36	7.83
745	403	SX338	SLE_NL	Max	-207.61	-653.87	-311.79	0.44	7.83
745	403	SX337	SLE_NL	Max	3346.14	410.90	-304.67	0.44	-11.80
745	403	SX324	SLE_NL	Max	3868.58	1229.56	-294.39	-130.36	-11.80
745	403	SX325	SLE_NL	Min	-160.03	18.39	-301.50	-130.36	7.83
745	403	SX338	SLE_NL	Min	-207.61	-653.87	-311.79	0.44	7.83
745	403	SX337	SLE_NL	Min	3346.14	410.90	-304.67	0.44	-11.80
745	403	SX324	SLE_NL	Min	3868.58	1229.56	-294.39	-130.36	-11.80
746	404	SX324	SLU_ENV_NL	Max	4889.70	1566.97	544.56	1395.56	34.97
746	404	SX337	SLU_ENV_NL	Max	3662.96	290.78	-902.65	390.65	34.97
746	404	SX336	SLU_ENV_NL	Max	17761.13	4885.72	-1134.94	390.65	81.72
746	404	SX323	SLU_ENV_NL	Max	21485.89	6913.74	773.19	1395.56	81.72
746	404	SX324	SLU_ENV_NL	Min	-17738.52	-5601.02	274.53	-525.35	-69.09
746	404	SX337	SLU_ENV_NL	Min	-14164.51	-4094.38	-1363.57	-0.55	-69.09
746	404	SX336	SLU_ENV_NL	Min	-63389.43	-18622.26	-1568.15	-0.55	-43.78
746	404	SX323	SLU_ENV_NL	Min	-72765.60	-21851.14	-390.97	-525.35	-43.78
746	404	SX324	SLE_NL	Max	3618.37	1159.56	402.97	-388.76	25.88
746	404	SX337	SLE_NL	Max	2710.59	215.17	-1009.04	-0.41	25.88
746	404	SX336	SLE_NL	Max	13143.24	3615.43	-839.86	-0.41	-32.40
746	404	SX323	SLE_NL	Max	15899.56	5116.17	572.16	-388.76	-32.40
746	404	SX324	SLE_NL	Min	3618.37	1159.56	402.97	-388.76	25.88
746	404	SX337	SLE_NL	Min	2710.59	215.17	-1009.04	-0.41	25.88
746	404	SX336	SLE_NL	Min	13143.24	3615.43	-839.86	-0.41	-32.40
746	404	SX323	SLE_NL	Min	15899.56	5116.17	572.16	-388.76	-32.40
747	405	SX338	SLU_ENV_NL	Max	626.01	1616.12	248.83	430.25	9.81
747	405	SX351	SLU_ENV_NL	Max	1062.66	791.52	1540.09	81.45	9.81
747	405	SX350	SLU_ENV_NL	Max	3642.53	1427.41	1605.17	81.45	29.04
747	405	SX337	SLU_ENV_NL	Max	4956.63	2526.81	-35.27	430.25	29.04
747	405	SX338	SLU_ENV_NL	Min	-717.32	-257.63	-437.55	-148.72	-23.30
747	405	SX351	SLU_ENV_NL	Min	235.86	520.77	-57.55	16.15	-23.30
747	405	SX350	SLU_ENV_NL	Min	-12866.14	-3595.74	-341.66	16.15	-14.94
747	405	SX337	SLU_ENV_NL	Min	-16654.03	-4970.26	-372.46	-148.72	-14.94
747	405	SX338	SLE_NL	Max	463.25	1195.93	-323.79	-110.05	7.26



Autorità Portuale di Taranto
Interventi per il dragaggio di 2,3 M m³ di sedimenti in area Molo Polisettoriale e per la realizzazione di un primo lotto della cassa di colmata funzionale all'ampliamento del V Sporgente del Porto di Taranto

Allegati alla relazione di calcolo strutturale allineamento "BC"

Data 05/2016
Rev. B
c.d.c.: C296A
514B

747	405	SX351	SLE_NL	Max	174.54	585.73	1139.66	11.95	7.26
747	405	SX350	SLE_NL	Max	2695.48	1056.28	1187.83	11.95	-11.05
747	405	SX337	SLE_NL	Max	3667.91	1869.84	-275.62	-110.05	-11.05
747	405	SX338	SLE_NL	Min	463.25	1195.93	-323.79	-110.05	7.26
747	405	SX351	SLE_NL	Min	174.54	585.73	1139.66	11.95	7.26
747	405	SX350	SLE_NL	Min	2695.48	1056.28	1187.83	11.95	-11.05
747	405	SX337	SLE_NL	Min	3667.91	1869.84	-275.62	-110.05	-11.05
748	406	SX337	SLU_ENV_NL	Max	4784.04	2481.51	-1023.78	1289.89	33.72
748	406	SX350	SLU_ENV_NL	Max	4820.71	1774.39	2503.10	250.46	33.72
748	406	SX349	SLU_ENV_NL	Max	15397.01	4203.94	2586.66	250.46	83.22
748	406	SX336	SLU_ENV_NL	Max	17499.22	5558.91	-1185.14	1289.89	83.22
748	406	SX337	SLU_ENV_NL	Min	-15280.28	-4571.59	-1268.69	-442.55	-72.77
748	406	SX350	SLU_ENV_NL	Min	-11973.00	-3314.35	643.42	43.49	-72.77
748	406	SX349	SLU_ENV_NL	Min	-54604.97	-16406.89	61.74	43.49	-39.22
748	406	SX336	SLU_ENV_NL	Min	-62550.35	-19067.34	-1605.46	-442.55	-39.22
748	406	SX337	SLE_NL	Max	3540.19	1836.31	-938.83	-327.49	24.95
748	406	SX350	SLE_NL	Max	3567.33	1313.05	1852.30	32.18	24.95
748	406	SX349	SLE_NL	Max	11393.79	3110.92	1914.12	32.18	-29.02
748	406	SX336	SLE_NL	Max	12949.43	4113.59	-877.00	-327.49	-29.02
748	406	SX337	SLE_NL	Min	3540.19	1836.31	-938.83	-327.49	24.95
748	406	SX350	SLE_NL	Min	3567.33	1313.05	1852.30	32.18	24.95
748	406	SX349	SLE_NL	Min	11393.79	3110.92	1914.12	32.18	-29.02
748	406	SX336	SLE_NL	Min	12949.43	4113.59	-877.00	-327.49	-29.02
749	407	SX351	SLU_ENV_NL	Max	662.34	314.37	1519.41	395.70	9.86
749	407	SX364	SLU_ENV_NL	Max	-1.64	206.42	594.77	34.05	9.86
749	407	SX363	SLU_ENV_NL	Max	1351.29	-429.57	585.88	34.05	27.64
749	407	SX350	SLU_ENV_NL	Max	3230.27	605.25	1642.03	395.70	27.64
749	407	SX351	SLU_ENV_NL	Min	-76.87	-802.95	-216.25	-128.34	-26.96
749	407	SX364	SLU_ENV_NL	Min	-844.82	-1511.35	-635.68	31.87	-26.96
749	407	SX363	SLU_ENV_NL	Min	-11699.58	-3453.86	-513.06	31.87	-14.51
749	407	SX350	SLU_ENV_NL	Min	-12594.80	-3819.24	-225.15	-128.34	-14.51
749	407	SX351	SLE_NL	Max	-56.89	-594.19	1124.36	-94.97	7.30
749	407	SX364	SLE_NL	Max	-625.16	-1118.40	-470.40	25.20	7.30
749	407	SX363	SLE_NL	Max	999.95	-317.88	-379.66	25.20	-10.74
749	407	SX350	SLE_NL	Max	2390.40	447.88	1215.10	-94.97	-10.74
749	407	SX351	SLE_NL	Min	-56.89	-594.19	1124.36	-94.97	7.30
749	407	SX364	SLE_NL	Min	-625.16	-1118.40	-470.40	25.20	7.30
749	407	SX363	SLE_NL	Min	999.95	-317.88	-379.66	25.20	-10.74
749	407	SX350	SLE_NL	Min	2390.40	447.88	1215.10	-94.97	-10.74
750	408	SX350	SLU_ENV_NL	Max	5111.00	1174.05	2099.97	1179.03	26.77
750	408	SX363	SLU_ENV_NL	Max	-2448.61	-1574.12	-221.34	101.83	26.77
750	408	SX362	SLU_ENV_NL	Max	4245.95	1044.90	-39.85	101.83	86.46
750	408	SX349	SLU_ENV_NL	Max	15092.79	4757.85	3050.53	1179.03	86.46
750	408	SX350	SLU_ENV_NL	Min	-13175.15	-4006.61	610.80	-378.68	-75.20
750	408	SX363	SLU_ENV_NL	Min	-9442.54	-2763.48	-990.41	92.95	-75.20
750	408	SX362	SLU_ENV_NL	Min	-43912.91	-12933.83	-914.87	92.95	-44.00
750	408	SX349	SLU_ENV_NL	Min	-53461.80	-15911.23	-82.73	-378.68	-44.00
750	408	SX350	SLE_NL	Max	3782.14	868.80	1553.98	-280.22	19.81
750	408	SX363	SLE_NL	Max	-1811.97	-1164.85	-732.90	68.78	19.81
750	408	SX362	SLE_NL	Max	3142.00	773.23	-29.49	68.78	-32.56
750	408	SX349	SLE_NL	Max	11168.67	3520.81	2257.39	-280.22	-32.56
750	408	SX350	SLE_NL	Min	3782.14	868.80	1553.98	-280.22	19.81
750	408	SX363	SLE_NL	Min	-1811.97	-1164.85	-732.90	68.78	19.81
750	408	SX362	SLE_NL	Min	3142.00	773.23	-29.49	68.78	-32.56
750	408	SX349	SLE_NL	Min	11168.67	3520.81	2257.39	-280.22	-32.56
751	409	SX364	SLU_ENV_NL	Max	-444.25	-138.10	674.34	351.48	12.42
751	409	SX377	SLU_ENV_NL	Max	656.42	146.11	293.57	53.90	12.42
751	409	SX376	SLU_ENV_NL	Max	1180.89	-201.58	76.86	53.90	28.73
751	409	SX363	SLU_ENV_NL	Max	1285.53	-139.96	457.63	351.48	28.73
751	409	SX364	SLU_ENV_NL	Min	-573.12	-1114.50	-574.62	-111.89	-25.70
751	409	SX377	SLU_ENV_NL	Min	-345.55	-1065.37	-2686.16	-11.22	-25.70
751	409	SX376	SLU_ENV_NL	Min	-8326.53	-2471.89	-2693.47	-11.22	-12.46
751	409	SX363	SLU_ENV_NL	Min	-11320.79	-3322.07	-581.93	-111.89	-12.46
751	409	SX364	SLE_NL	Max	-424.11	-824.73	-425.22	-82.80	9.19
751	409	SX377	SLE_NL	Max	-255.71	-788.37	-1987.76	39.88	9.19
751	409	SX376	SLE_NL	Max	873.86	-149.17	-1993.17	39.88	-9.22
751	409	SX363	SLE_NL	Max	951.29	-103.57	-430.63	-82.80	-9.22
751	409	SX364	SLE_NL	Min	-424.11	-824.73	-425.22	-82.80	9.19
751	409	SX377	SLE_NL	Min	-255.71	-788.37	-1987.76	39.88	9.19
751	409	SX376	SLE_NL	Min	873.86	-149.17	-1993.17	39.88	-9.22
751	409	SX363	SLE_NL	Min	951.29	-103.57	-430.63	-82.80	-9.22
752	410	SX363	SLU_ENV_NL	Max	-1861.89	-1076.67	-327.46	1045.34	37.43
752	410	SX376	SLU_ENV_NL	Max	2441.99	169.24	866.55	142.92	37.43
752	410	SX375	SLU_ENV_NL	Max	6976.39	2024.88	277.01	142.92	84.44
752	410	SX362	SLU_ENV_NL	Max	3841.49	1154.98	-720.19	1045.34	84.44
752	410	SX363	SLU_ENV_NL	Min	-10561.95	-3108.19	-327.90	-318.33	-75.56
752	410	SX376	SLU_ENV_NL	Min	-7424.84	-2187.61	-2940.44	-20.79	-75.56
752	410	SX375	SLU_ENV_NL	Min	-34854.31	-10634.58	-3333.16	-20.79	-31.79
752	410	SX362	SLU_ENV_NL	Min	-42930.19	-13044.76	-917.44	-318.33	-31.79
752	410	SX363	SLE_NL	Max	-1377.80	-796.74	-242.32	-235.57	27.70
752	410	SX376	SLE_NL	Max	1807.07	125.23	-2175.92	105.76	27.70



752	410	SX375	SLE_NL	Max	5162.53	1498.41	-2466.54	105.76	-23.52
752	410	SX362	SLE_NL	Max	2842.70	854.69	-532.94	-235.57	-23.52
752	410	SX363	SLE_NL	Min	-1377.80	-796.74	-242.32	-235.57	27.70
752	410	SX376	SLE_NL	Min	1807.07	125.23	-2175.92	105.76	27.70
752	410	SX375	SLE_NL	Min	5162.53	1498.41	-2466.54	105.76	-23.52
752	410	SX362	SLE_NL	Min	2842.70	854.69	-532.94	-235.57	-23.52
753	411	SX377	SLU_ENV_NL	Max	481.23	1278.84	205.17	307.11	9.63
753	411	SX390	SLU_ENV_NL	Max	315.95	1309.03	641.06	51.17	9.63
753	411	SX389	SLU_ENV_NL	Max	918.38	1032.93	574.03	51.17	27.11
753	411	SX376	SLU_ENV_NL	Max	1453.81	1119.92	138.14	307.11	27.11
753	411	SX377	SLU_ENV_NL	Min	335.48	210.91	-2706.43	-78.16	-26.58
753	411	SX390	SLU_ENV_NL	Min	142.47	67.15	-382.44	-50.64	-26.58
753	411	SX389	SLU_ENV_NL	Min	-6538.65	-2017.59	-342.98	-50.64	-9.78
753	411	SX376	SLU_ENV_NL	Min	-7952.49	-2359.70	-2666.97	-78.16	-9.78
753	411	SX377	SLE_NL	Max	356.11	946.34	-2002.76	-57.83	7.13
753	411	SX390	SLE_NL	Max	233.80	968.68	-283.01	37.87	7.13
753	411	SX389	SLE_NL	Max	679.60	764.37	-253.81	37.87	-7.24
753	411	SX376	SLE_NL	Max	1075.82	828.74	-1973.56	-57.83	-7.24
753	411	SX377	SLE_NL	Max	356.11	946.34	-2002.76	-57.83	7.13
753	411	SX390	SLE_NL	Min	233.80	968.68	-283.01	37.87	7.13
753	411	SX389	SLE_NL	Min	679.60	764.37	-253.81	37.87	-7.24
753	411	SX376	SLE_NL	Min	1075.82	828.74	-1973.56	-57.83	-7.24
754	412	SX376	SLU_ENV_NL	Max	3255.28	1664.67	859.98	908.00	23.26
754	412	SX389	SLU_ENV_NL	Max	-170.43	701.98	329.10	137.06	23.26
754	412	SX388	SLU_ENV_NL	Max	1193.29	394.03	794.67	137.06	83.76
754	412	SX375	SLU_ENV_NL	Max	6586.99	1942.41	174.93	908.00	83.76
754	412	SX376	SLU_ENV_NL	Min	-8525.53	-2544.70	-3353.42	-217.51	-73.67
754	412	SX389	SLU_ENV_NL	Min	-4747.88	-1467.27	-125.92	-141.01	-73.67
754	412	SX388	SLU_ENV_NL	Min	-24406.35	-7166.96	-810.97	-141.01	-29.95
754	412	SX375	SLU_ENV_NL	Min	-33632.42	-9873.45	-2887.85	-217.51	-29.95
754	412	SX376	SLE_NL	Max	2408.90	1231.85	-2481.53	-160.96	17.21
754	412	SX389	SLE_NL	Max	-126.12	519.47	243.53	101.43	17.21
754	412	SX388	SLE_NL	Max	883.03	291.58	588.06	101.43	-22.17
754	412	SX375	SLE_NL	Max	4874.37	1437.39	-2137.01	-160.96	-22.17
754	412	SX376	SLE_NL	Min	2408.90	1231.85	-2481.53	-160.96	17.21
754	412	SX389	SLE_NL	Min	-126.12	519.47	243.53	101.43	17.21
754	412	SX388	SLE_NL	Min	883.03	291.58	588.06	101.43	-22.17
754	412	SX375	SLE_NL	Min	4874.37	1437.39	-2137.01	-160.96	-22.17
755	413	SX415	SLU_ENV_NL	Max	496.31	177.85	58.17	7.35	41.69
755	413	SX402	SLU_ENV_NL	Max	-293.04	-80.40	221.24	426.31	41.69
755	413	SX403	SLU_ENV_NL	Max	-600.35	-93.56	833.10	426.31	2.47
755	413	SX416	SLU_ENV_NL	Max	1762.46	558.38	147.07	7.35	2.47
755	413	SX415	SLU_ENV_NL	Min	-7460.60	-2038.56	-632.80	-67.51	-0.99
755	413	SX402	SLU_ENV_NL	Min	-14529.94	-4150.16	-345.65	-15.69	-0.99
755	413	SX403	SLU_ENV_NL	Min	-2811.39	-805.58	-256.75	-15.69	-32.42
755	413	SX416	SLU_ENV_NL	Min	316.86	202.75	-20.94	-67.51	-32.42
755	413	SX415	SLE_NL	Max	367.27	131.61	43.04	5.44	-0.73
755	413	SX402	SLE_NL	Max	-216.85	-59.50	-255.78	-11.61	-0.73
755	413	SX403	SLE_NL	Max	-444.26	-69.23	-190.00	-11.61	1.83
755	413	SX416	SLE_NL	Max	234.47	150.03	108.83	5.44	1.83
755	413	SX415	SLE_NL	Min	367.27	131.61	43.04	5.44	-0.73
755	413	SX402	SLE_NL	Min	-216.85	-59.50	-255.78	-11.61	-0.73
755	413	SX403	SLE_NL	Min	-444.26	-69.23	-190.00	-11.61	1.83
755	413	SX416	SLE_NL	Min	234.47	150.03	108.83	5.44	1.83
756	414	SX416	SLU_ENV_NL	Max	275.88	190.86	612.83	3.84	13.16
756	414	SX403	SLU_ENV_NL	Max	-200.96	25.85	437.02	145.09	13.16
756	414	SX404	SLU_ENV_NL	Max	441.00	258.21	486.58	145.09	1.33
756	414	SX417	SLU_ENV_NL	Max	759.65	331.76	686.36	3.84	1.33
756	414	SX416	SLU_ENV_NL	Min	-2409.65	-699.18	-545.07	-23.66	-0.45
756	414	SX403	SLU_ENV_NL	Min	-3476.95	-999.33	190.29	-8.01	-0.45
756	414	SX404	SLU_ENV_NL	Min	-325.04	-203.58	263.82	-8.01	-12.16
756	414	SX417	SLU_ENV_NL	Min	156.49	-35.93	-495.52	-23.66	-12.16
756	414	SX416	SLE_NL	Max	204.15	141.24	-403.35	2.84	-0.33
756	414	SX403	SLE_NL	Max	-148.71	19.13	323.40	-5.93	-0.33
756	414	SX404	SLE_NL	Max	-240.53	-150.65	360.07	-5.93	0.99
756	414	SX417	SLE_NL	Max	115.80	-26.59	-366.68	2.84	0.99
756	414	SX416	SLE_NL	Min	204.15	141.24	-403.35	2.84	-0.33
756	414	SX403	SLE_NL	Min	-148.71	19.13	323.40	-5.93	-0.33
756	414	SX404	SLE_NL	Min	-240.53	-150.65	360.07	-5.93	0.99
756	414	SX417	SLE_NL	Min	115.80	-26.59	-366.68	2.84	0.99
757	415	SX392	SLU_ENV_NL	Max	689.76	64.67	-336.47	85.90	4.67
757	415	SX378	SLU_ENV_NL	Max	-25.06	-28.99	365.02	37.53	4.67
757	415	SX379	SLU_ENV_NL	Max	547.23	-20.03	302.53	37.53	29.80
757	415	SX393	SLU_ENV_NL	Max	-225.61	-230.53	-137.59	85.90	29.80
757	415	SX392	SLU_ENV_NL	Min	-360.27	-111.64	-411.81	-26.07	-27.76
757	415	SX378	SLU_ENV_NL	Min	-193.37	-61.35	-663.60	-275.44	-27.76
757	415	SX379	SLU_ENV_NL	Min	-6895.77	-2002.19	-464.72	-275.44	-5.46
757	415	SX393	SLU_ENV_NL	Min	-4302.80	-1363.18	-474.30	-26.07	-5.46
757	415	SX392	SLE_NL	Max	-266.60	-82.61	-304.74	-19.29	3.46
757	415	SX378	SLE_NL	Max	-18.55	-21.45	270.11	27.77	3.46
757	415	SX379	SLE_NL	Max	404.95	-14.82	223.87	27.77	-4.04



Autorità Portuale di Taranto
Interventi per il dragaggio di 2,3 M m³ di sedimenti in area Molo Polisettoriale e per la realizzazione di un primo lotto della cassa di colmata funzionale all'ampliamento del V Sporgente del Porto di Taranto

Allegati alla relazione di calcolo strutturale allineamento "BC"

Data 05/2016
Rev. B
c.d.c.: C296A
514B

757	415	SX393	SLE_NL	Max	-166.95	-170.59	-350.98	-19.29	-4.04
757	415	SX392	SLE_NL	Min	-266.60	-82.61	-304.74	-19.29	3.46
757	415	SX378	SLE_NL	Min	-18.55	-21.45	270.11	27.77	3.46
757	415	SX379	SLE_NL	Min	404.95	-14.82	223.87	27.77	-4.04
757	415	SX393	SLE_NL	Min	-166.95	-170.59	-350.98	-19.29	-4.04
758	416	SX393	SLU_ENV_NL	Max	-731.39	-383.96	365.33	164.21	7.80
758	416	SX379	SLU_ENV_NL	Max	-148.93	-227.18	236.93	73.18	7.80
758	416	SX380	SLU_ENV_NL	Max	849.43	239.00	830.13	73.18	65.43
758	416	SX394	SLU_ENV_NL	Max	-262.82	-78.61	281.22	164.21	65.43
758	416	SX393	SLU_ENV_NL	Min	-2689.71	-867.92	-845.44	-46.53	-56.47
758	416	SX379	SLU_ENV_NL	Min	-6493.91	-1892.96	-540.95	-701.12	-56.47
758	416	SX380	SLU_ENV_NL	Min	-23444.46	-7172.64	-625.06	-701.12	-9.06
758	416	SX394	SLU_ENV_NL	Min	-15292.63	-4840.02	-252.25	-46.53	-9.06
758	416	SX393	SLE_NL	Max	-541.23	-284.13	270.34	-34.44	5.77
758	416	SX379	SLE_NL	Max	-110.21	-168.11	-400.30	54.16	5.77
758	416	SX380	SLE_NL	Max	628.58	176.86	-462.54	54.16	-6.71
758	416	SX394	SLE_NL	Max	-194.49	-58.17	208.10	-34.44	-6.71
758	416	SX393	SLE_NL	Min	-541.23	-284.13	270.34	-34.44	5.77
758	416	SX379	SLE_NL	Min	-110.21	-168.11	-400.30	54.16	5.77
758	416	SX380	SLE_NL	Min	628.58	176.86	-462.54	54.16	-6.71
758	416	SX394	SLE_NL	Min	-194.49	-58.17	208.10	-34.44	-6.71
759	417	SX394	SLU_ENV_NL	Max	-61928.09	-18554.79	323.60	495.72	1335.04
759	417	SX380	SLU_ENV_NL	Max	-62039.16	-18650.98	399.53	2280.79	1335.04
759	417	SX381	SLU_ENV_NL	Max	95816.12	28505.24	-117.04	2280.79	216.42
759	417	SX395	SLU_ENV_NL	Max	92032.02	27107.41	372.25	495.72	216.42
759	417	SX394	SLU_ENV_NL	Min	-139046.64	-42111.64	61.23	-831.75	-215.31
759	417	SX380	SLU_ENV_NL	Min	-140431.87	-42123.44	-428.06	-6.86	-215.31
759	417	SX381	SLU_ENV_NL	Min	16369.60	5402.94	-255.75	-6.86	-1338.73
759	417	SX395	SLU_ENV_NL	Min	17324.33	5721.69	-331.68	-831.75	-1338.73
759	417	SX394	SLE_NL	Max	-45826.78	-13730.54	45.31	366.83	-159.33
759	417	SX380	SLE_NL	Max	-45908.98	-13801.72	-316.76	-5.08	-159.33
759	417	SX381	SLE_NL	Max	12113.51	3998.18	-86.61	-5.08	160.15
759	417	SX395	SLE_NL	Max	12820.00	4234.05	275.47	366.83	160.15
759	417	SX394	SLE_NL	Min	-45826.78	-13730.54	45.31	366.83	-159.33
759	417	SX380	SLE_NL	Min	-45908.98	-13801.72	-316.76	-5.08	-159.33
759	417	SX381	SLE_NL	Min	12113.51	3998.18	-86.61	-5.08	160.15
759	417	SX395	SLE_NL	Min	12820.00	4234.05	275.47	366.83	160.15
761	418	SX397	SLU_ENV_NL	Max	73301.26	22115.08	-139.09	1127.33	384.19
761	418	SX383	SLU_ENV_NL	Max	75895.80	23090.92	242.47	528.89	384.19
761	418	SX384	SLU_ENV_NL	Max	21140.67	6352.80	326.14	528.89	1269.06
761	418	SX398	SLU_ENV_NL	Max	20532.17	6228.08	-224.18	1127.33	1269.06
761	418	SX397	SLU_ENV_NL	Min	-4914.04	-745.89	-368.21	-366.20	-1270.47
761	418	SX383	SLU_ENV_NL	Min	-5818.50	-1012.07	203.83	-1832.46	-1270.47
761	418	SX384	SLU_ENV_NL	Min	-40060.41	-12029.68	118.73	-1832.46	-383.81
761	418	SX398	SLU_ENV_NL	Min	-37882.49	-11583.60	-284.54	-366.20	-383.81
761	418	SX397	SLE_NL	Max	-3636.39	-551.96	-272.47	-270.99	284.30
761	418	SX383	SLE_NL	Max	-4305.69	-748.93	179.43	391.38	284.30
761	418	SX384	SLE_NL	Max	15644.10	4701.07	241.34	391.38	-284.02
761	418	SX398	SLE_NL	Max	15193.81	4608.78	-210.56	-270.99	-284.02
761	418	SX397	SLE_NL	Min	-3636.39	-551.96	-272.47	-270.99	284.30
761	418	SX383	SLE_NL	Min	-4305.69	-748.93	179.43	391.38	284.30
761	418	SX384	SLE_NL	Min	15644.10	4701.07	241.34	391.38	-284.02
761	418	SX398	SLE_NL	Min	15193.81	4608.78	-210.56	-270.99	-284.02
762	419	SX398	SLU_ENV_NL	Max	20532.03	6228.04	284.54	366.22	1268.57
762	419	SX384	SLU_ENV_NL	Max	21140.56	6352.77	-118.94	1829.77	1268.57
762	419	SX385	SLU_ENV_NL	Max	75587.72	22998.06	-203.57	1829.77	384.19
762	419	SX399	SLU_ENV_NL	Max	72994.84	22022.93	368.19	366.22	384.19
762	419	SX398	SLU_ENV_NL	Min	-37500.72	-11469.01	223.44	-1128.91	-383.82
762	419	SX384	SLU_ENV_NL	Min	-39678.62	-11915.20	-326.14	-528.90	-383.82
762	419	SX385	SLU_ENV_NL	Min	-5818.57	-1012.10	-242.48	-528.90	-1269.98
762	419	SX399	SLU_ENV_NL	Min	-4914.11	-745.92	138.81	-1128.91	-1269.98
762	419	SX398	SLE_NL	Max	15193.70	4608.75	210.56	271.00	-284.03
762	419	SX384	SLE_NL	Max	15644.02	4701.05	-241.34	-391.39	-284.03
762	419	SX385	SLE_NL	Max	-4305.74	-748.96	-179.44	-391.39	284.30
762	419	SX399	SLE_NL	Max	-3636.44	-551.98	272.46	271.00	284.30
762	419	SX398	SLE_NL	Min	15193.70	4608.75	210.56	271.00	-284.03
762	419	SX384	SLE_NL	Min	15644.02	4701.05	-241.34	-391.39	-284.03
762	419	SX385	SLE_NL	Min	-4305.74	-748.96	-179.44	-391.39	284.30
762	419	SX399	SLE_NL	Min	-3636.44	-551.98	272.46	271.00	284.30
764	420	SX401	SLU_ENV_NL	Max	91767.18	27028.47	331.73	833.52	216.42
764	420	SX387	SLU_ENV_NL	Max	95549.81	28425.31	255.56	6.86	216.42
764	420	SX388	SLU_ENV_NL	Max	-62039.58	-18651.10	428.07	6.86	1334.46
764	420	SX402	SLU_ENV_NL	Max	-61928.35	-18554.87	-61.14	833.52	1334.46
764	420	SX401	SLU_ENV_NL	Min	17324.50	5721.64	-372.25	-495.72	-1338.15
764	420	SX387	SLU_ENV_NL	Min	16369.63	5402.85	116.96	-2277.66	-1338.15
764	420	SX388	SLU_ENV_NL	Min	-139906.65	-41966.01	-399.66	-2277.66	-215.31
764	420	SX402	SLU_ENV_NL	Min	-138522.30	-41953.80	-323.49	-495.72	-215.31
764	420	SX401	SLE_NL	Max	12820.13	4234.02	-275.47	-366.83	160.15
764	420	SX387	SLE_NL	Max	12113.52	3998.11	86.55	5.08	160.15
764	420	SX388	SLE_NL	Max	-45909.29	-13801.82	316.77	5.08	-159.33
764	420	SX402	SLE_NL	Max	-45826.98	-13730.60	-45.25	-366.83	-159.33



764	420	SX401	SLE_NL	Min	12820.13	4234.02	-275.47	-366.83	160.15
764	420	SX387	SLE_NL	Min	12113.52	3998.11	86.55	5.08	160.15
764	420	SX388	SLE_NL	Min	-45909.29	-13801.82	316.77	5.08	-159.33
764	420	SX402	SLE_NL	Min	-45826.98	-13730.60	-45.25	-366.83	-159.33
765	421	SX402	SLU_ENV_NL	Max	-216.76	-64.58	227.84	52.82	73.65
765	421	SX388	SLU_ENV_NL	Max	913.28	257.94	598.01	727.53	73.65
765	421	SX389	SLU_ENV_NL	Max	-216.21	-247.88	509.40	727.53	9.46
765	421	SX403	SLU_ENV_NL	Max	-761.77	-393.20	845.98	52.82	9.46
765	421	SX402	SLU_ENV_NL	Min	-15412.56	-4876.60	-254.53	-195.82	-10.70
765	421	SX388	SLU_ENV_NL	Min	-23475.52	-7180.95	-804.38	-81.51	-10.70
765	421	SX389	SLU_ENV_NL	Min	-5741.74	-1663.41	-186.25	-81.51	-64.92
765	421	SX403	SLU_ENV_NL	Min	-2112.81	-692.63	-343.15	-195.82	-64.92
765	421	SX402	SLE_NL	Max	-160.40	-47.79	-188.35	39.09	-7.92
765	421	SX388	SLE_NL	Max	675.83	190.88	442.53	-60.32	-7.92
765	421	SX389	SLE_NL	Max	-159.99	-183.43	376.96	-60.32	7.00
765	421	SX403	SLE_NL	Max	-563.71	-290.97	-253.93	39.09	7.00
765	421	SX402	SLE_NL	Min	-160.40	-47.79	-188.35	39.09	-7.92
765	421	SX388	SLE_NL	Min	675.83	190.88	442.53	-60.32	-7.92
765	421	SX389	SLE_NL	Min	-159.99	-183.43	376.96	-60.32	7.00
765	421	SX403	SLE_NL	Min	-563.71	-290.97	-253.93	39.09	7.00
766	422	SX403	SLU_ENV_NL	Max	-244.31	-236.18	494.08	22.22	24.59
766	422	SX389	SLU_ENV_NL	Max	511.41	-31.38	509.10	246.15	24.59
766	422	SX390	SLU_ENV_NL	Max	4.75	-20.55	682.10	246.15	3.71
766	422	SX404	SLU_ENV_NL	Max	603.47	37.03	436.11	22.22	3.71
766	422	SX403	SLU_ENV_NL	Min	-3766.08	-1200.37	142.14	-69.53	-4.48
766	422	SX389	SLU_ENV_NL	Min	-6151.08	-1774.45	-331.17	-32.37	-4.48
766	422	SX390	SLU_ENV_NL	Min	-212.20	-66.30	-389.15	-32.37	-22.78
766	422	SX404	SLU_ENV_NL	Min	-329.95	-102.43	315.15	-69.53	-22.78
766	422	SX403	SLE_NL	Max	-180.79	-174.77	365.62	16.44	-3.31
766	422	SX389	SLE_NL	Max	378.44	-23.22	-245.07	-23.95	-3.31
766	422	SX390	SLE_NL	Max	3.51	-15.21	-287.97	-23.95	2.75
766	422	SX404	SLE_NL	Max	-244.17	-75.80	322.72	16.44	2.75
766	422	SX403	SLE_NL	Min	-180.79	-174.77	365.62	16.44	-3.31
766	422	SX389	SLE_NL	Min	378.44	-23.22	-245.07	-23.95	-3.31
766	422	SX390	SLE_NL	Min	3.51	-15.21	-287.97	-23.95	2.75
766	422	SX404	SLE_NL	Min	-244.17	-75.80	322.72	16.44	2.75
785	423	DX406	SLU_ENV_NL	Max	-14472.77	-4557.95	69.41	393.21	-141.26
785	423	DX393	SLU_ENV_NL	Max	-14515.57	-4552.06	-368.88	-52.55	-141.26
785	423	DX394	SLU_ENV_NL	Max	21332.58	6714.11	-134.15	-52.55	245.94
785	423	DX407	SLU_ENV_NL	Max	21964.99	6833.19	304.15	393.21	245.94
785	423	DX406	SLU_ENV_NL	Min	-34248.81	-10253.18	53.14	276.69	-245.00
785	423	DX393	SLU_ENV_NL	Min	-34183.64	-10300.10	-394.28	-178.29	-245.00
785	423	DX394	SLU_ENV_NL	Min	-0.57	442.96	-182.43	-178.29	141.56
785	423	DX407	SLU_ENV_NL	Min	881.20	749.95	264.99	276.69	141.56
785	423	DX406	SLE_NL	Max	-25344.12	-7587.36	51.37	290.98	-181.30
785	423	DX393	SLE_NL	Max	-25295.89	-7622.07	-272.97	-131.94	-181.30
785	423	DX394	SLE_NL	Max	-0.42	327.79	-99.27	-131.94	182.00
785	423	DX407	SLE_NL	Max	652.09	554.96	225.07	290.98	182.00
785	423	DX406	SLE_NL	Min	-25344.12	-7587.36	51.37	290.98	-181.30
785	423	DX393	SLE_NL	Min	-25295.89	-7622.07	-272.97	-131.94	-181.30
785	423	DX394	SLE_NL	Min	-0.42	327.79	-99.27	-131.94	182.00
785	423	DX407	SLE_NL	Min	652.09	554.96	225.07	290.98	182.00
787	424	DX409	SLU_ENV_NL	Max	-13311.14	-3290.53	-189.42	-82.59	281.64
787	424	DX396	SLU_ENV_NL	Max	-13868.86	-3448.25	259.55	501.27	281.64
787	424	DX397	SLU_ENV_NL	Max	33807.25	10147.21	376.64	501.27	-178.68
787	424	DX410	SLU_ENV_NL	Max	33360.92	10066.54	-148.24	-82.59	-178.68
787	424	DX409	SLU_ENV_NL	Min	-21918.42	-6141.41	-472.88	-154.75	179.05
787	424	DX396	SLU_ENV_NL	Min	-22534.82	-6373.13	131.03	334.34	179.05
787	424	DX397	SLU_ENV_NL	Min	27038.00	7970.54	172.21	334.34	-281.24
787	424	DX410	SLU_ENV_NL	Min	26877.41	7953.81	-355.78	-154.75	-281.24
787	424	DX409	SLE_NL	Max	-16219.63	-4544.65	-140.17	-114.52	208.41
787	424	DX396	SLE_NL	Max	-16675.77	-4716.12	96.97	370.94	208.41
787	424	DX397	SLE_NL	Max	25017.37	7508.93	127.44	370.94	-208.11
787	424	DX410	SLE_NL	Max	24687.08	7449.24	-109.70	-114.52	-208.11
787	424	DX409	SLE_NL	Min	-16219.63	-4544.65	-140.17	-114.52	208.41
787	424	DX396	SLE_NL	Min	-16675.77	-4716.12	96.97	370.94	208.41
787	424	DX397	SLE_NL	Min	25017.37	7508.93	127.44	370.94	-208.11
787	424	DX410	SLE_NL	Min	24687.08	7449.24	-109.70	-114.52	-208.11
788	425	DX410	SLU_ENV_NL	Max	33360.98	10066.56	355.10	154.76	-178.88
788	425	DX397	SLU_ENV_NL	Max	33807.35	10147.23	-172.21	-336.62	-178.88
788	425	DX398	SLU_ENV_NL	Max	-14150.31	-3533.49	-131.04	-336.62	281.64
788	425	DX411	SLU_ENV_NL	Max	-13591.76	-3374.74	472.62	154.76	281.64
788	425	DX410	SLU_ENV_NL	Min	27254.37	8066.93	148.24	80.79	-281.24
788	425	DX397	SLU_ENV_NL	Min	27414.10	8083.32	-376.74	-501.28	-281.24
788	425	DX398	SLU_ENV_NL	Min	-22535.21	-6373.26	-259.21	-501.28	179.26
788	425	DX411	SLU_ENV_NL	Min	-21918.81	-6141.54	189.41	80.79	179.26
788	425	DX410	SLE_NL	Max	24687.12	7449.25	109.70	114.52	-208.12
788	425	DX397	SLE_NL	Max	25017.44	7508.95	-127.43	-370.95	-208.12
788	425	DX398	SLE_NL	Max	-16676.06	-4716.22	-96.97	-370.95	208.42
788	425	DX411	SLE_NL	Max	-16219.92	-4544.74	140.16	114.52	208.42
788	425	DX410	SLE_NL	Min	24687.12	7449.25	109.70	114.52	-208.12



Autorità Portuale di Taranto
Interventi per il dragaggio di 2,3 M m³ di sedimenti in area Molo Polisettoriale e per la realizzazione di un primo lotto della cassa di colmata funzionale all'ampliamento del V Sporgente del Porto di Taranto

Allegati alla relazione di calcolo strutturale allineamento "BC"

Data 05/2016
Rev. B
c.d.c.: C296A
514B

788	425	DX397	SLE_NL	Min	25017.44	7508.95	-127.43	-370.95	-208.12
788	425	DX398	SLE_NL	Min	-16676.06	-4716.22	-96.97	-370.95	208.42
788	425	DX411	SLE_NL	Min	-16219.92	-4544.74	140.16	114.52	208.42
790	426	DX413	SLU_ENV_NL	Max	21680.54	6750.47	-265.87	-275.08	245.94
790	426	DX400	SLU_ENV_NL	Max	21048.33	6630.58	183.11	178.29	245.94
790	426	DX401	SLU_ENV_NL	Max	-14224.67	-4464.70	394.76	178.29	-141.41
790	426	DX414	SLU_ENV_NL	Max	-14181.94	-4470.32	-54.21	-275.08	-141.41
790	426	DX413	SLU_ENV_NL	Min	881.40	749.91	-304.12	-393.21	141.71
790	426	DX400	SLU_ENV_NL	Min	-0.42	442.90	134.09	54.51	141.71
790	426	DX401	SLU_ENV_NL	Min	-34183.86	-10300.17	368.85	54.51	-245.00
790	426	DX414	SLU_ENV_NL	Min	-34248.98	-10253.24	-69.35	-393.21	-245.00
790	426	DX413	SLE_NL	Max	652.24	554.93	-225.05	-290.98	182.00
790	426	DX400	SLE_NL	Max	-0.31	327.74	99.22	131.94	182.00
790	426	DX401	SLE_NL	Max	-25296.06	-7622.13	272.95	131.94	-181.30
790	426	DX414	SLE_NL	Max	-25344.25	-7587.40	-51.32	-290.98	-181.30
790	426	DX413	SLE_NL	Min	652.24	554.93	-225.05	-290.98	182.00
790	426	DX400	SLE_NL	Min	-0.31	327.74	99.22	131.94	182.00
790	426	DX401	SLE_NL	Min	-25296.06	-7622.13	272.95	131.94	-181.30
790	426	DX414	SLE_NL	Min	-25344.25	-7587.40	-51.32	-290.98	-181.30
793	427	DX393	SLU_ENV_NL	Max	-14225.36	-4049.09	-34.47	942.38	-437.22
793	427	DX380	SLU_ENV_NL	Max	-14026.16	-4044.20	381.43	-403.02	-437.22
793	427	DX381	SLU_ENV_NL	Max	19653.10	5444.93	413.14	-403.02	724.58
793	427	DX394	SLU_ENV_NL	Max	20978.18	5997.19	-80.55	942.38	724.58
793	427	DX393	SLU_ENV_NL	Min	-33871.16	-10046.33	-398.31	616.61	-724.01
793	427	DX380	SLU_ENV_NL	Min	-32164.77	-9741.25	95.38	-743.93	-724.01
793	427	DX381	SLU_ENV_NL	Min	-1509.89	-1029.81	122.56	-743.93	438.68
793	427	DX394	SLU_ENV_NL	Min	-523.00	-510.66	-293.34	616.61	438.68
793	427	DX393	SLE_NL	Max	-25064.66	-7434.29	-25.51	697.36	-535.77
793	427	DX380	SLE_NL	Max	-23801.93	-7208.53	282.26	-550.51	-535.77
793	427	DX381	SLE_NL	Max	-1117.32	-762.06	90.69	-550.51	536.19
793	427	DX394	SLE_NL	Max	-387.02	-377.89	-217.07	697.36	536.19
793	427	DX393	SLE_NL	Min	-25064.66	-7434.29	-25.51	697.36	-535.77
793	427	DX380	SLE_NL	Min	-23801.93	-7208.53	282.26	-550.51	-535.77
793	427	DX381	SLE_NL	Min	-1117.32	-762.06	90.69	-550.51	536.19
793	427	DX394	SLE_NL	Min	-387.02	-377.89	-217.07	697.36	536.19
795	428	DX396	SLU_ENV_NL	Max	-14440.74	-4747.09	219.71	-515.10	824.29
795	428	DX383	SLU_ENV_NL	Max	-15738.89	-5295.47	-78.59	1142.08	824.29
795	428	DX384	SLU_ENV_NL	Max	35537.44	10525.72	-34.26	1142.08	-555.50
795	428	DX397	SLU_ENV_NL	Max	34121.97	10294.96	318.55	-515.10	-555.50
795	428	DX396	SLU_ENV_NL	Min	-22985.48	-6974.01	58.95	-777.89	556.85
795	428	DX383	SLU_ENV_NL	Min	-24672.30	-7662.00	-363.84	781.33	556.85
795	428	DX384	SLU_ENV_NL	Min	28212.94	8498.62	-265.01	781.33	-823.07
795	428	DX397	SLU_ENV_NL	Min	27365.60	8455.11	103.29	-777.89	-823.07
795	428	DX396	SLE_NL	Max	-17009.25	-5160.76	43.63	-575.64	609.97
795	428	DX383	SLE_NL	Max	-18257.50	-5669.88	-58.15	845.14	609.97
795	428	DX384	SLE_NL	Max	26297.71	7789.03	-25.35	845.14	-609.07
795	428	DX397	SLE_NL	Max	25250.26	7618.27	76.43	-575.64	-609.07
795	428	DX396	SLE_NL	Min	-17009.25	-5160.76	43.63	-575.64	609.97
795	428	DX383	SLE_NL	Min	-18257.50	-5669.88	-58.15	845.14	609.97
795	428	DX384	SLE_NL	Min	26297.71	7789.03	-25.35	845.14	-609.07
795	428	DX397	SLE_NL	Min	25250.26	7618.27	76.43	-575.64	-609.07
796	429	DX397	SLU_ENV_NL	Max	34122.08	10295.00	-103.29	777.91	-556.01
796	429	DX384	SLU_ENV_NL	Max	35537.58	10525.76	264.65	-783.98	-556.01
796	429	DX385	SLU_ENV_NL	Max	-16021.78	-5380.02	363.91	-783.98	824.30
796	429	DX398	SLU_ENV_NL	Max	-14721.93	-4830.94	-58.95	777.91	824.30
796	429	DX397	SLU_ENV_NL	Min	27741.91	8568.06	-318.76	513.66	-823.08
796	429	DX384	SLU_ENV_NL	Min	28589.42	8611.51	34.25	-1142.12	-823.08
796	429	DX385	SLU_ENV_NL	Min	-24672.77	-7662.13	78.59	-1142.12	557.36
796	429	DX398	SLU_ENV_NL	Min	-22985.87	-6974.12	-219.50	513.66	557.36
796	429	DX397	SLE_NL	Max	25250.34	7618.30	-76.43	575.65	-609.08
796	429	DX384	SLE_NL	Max	26297.81	7789.06	25.34	-845.17	-609.08
796	429	DX385	SLE_NL	Max	-18257.85	-5669.98	58.16	-845.17	609.98
796	429	DX398	SLE_NL	Max	-17009.55	-5160.85	-43.62	575.65	609.98
796	429	DX397	SLE_NL	Min	25250.34	7618.30	-76.43	575.65	-609.08
796	429	DX384	SLE_NL	Min	26297.81	7789.06	25.34	-845.17	-609.08
796	429	DX385	SLE_NL	Min	-18257.85	-5669.98	58.16	-845.17	609.98
796	429	DX398	SLE_NL	Min	-17009.55	-5160.85	-43.62	575.65	609.98
798	430	DX400	SLU_ENV_NL	Max	20692.95	5910.83	293.34	-615.33	724.58
798	430	DX387	SLU_ENV_NL	Max	19366.01	5357.66	-122.48	743.93	724.58
798	430	DX388	SLU_ENV_NL	Max	-13735.29	-3957.30	-95.37	743.93	-437.66
798	430	DX401	SLU_ENV_NL	Max	-13934.33	-3961.73	399.25	-615.33	-437.66
798	430	DX400	SLU_ENV_NL	Min	-522.79	-510.50	80.96	-942.38	439.12
798	430	DX387	SLU_ENV_NL	Min	-1509.53	-1029.60	-413.65	405.32	439.12
798	430	DX388	SLU_ENV_NL	Min	-32164.84	-9741.27	-381.44	405.32	-724.01
798	430	DX401	SLU_ENV_NL	Min	-33871.38	-10046.40	34.38	-942.38	-724.01
798	430	DX400	SLE_NL	Max	-386.86	-377.77	217.07	-697.36	536.19
798	430	DX387	SLE_NL	Max	-1117.05	-761.90	-90.63	550.51	536.19
798	430	DX388	SLE_NL	Max	-23801.98	-7208.54	-282.26	550.51	-535.77
798	430	DX401	SLE_NL	Max	-25064.82	-7434.33	25.44	-697.36	-535.77
798	430	DX400	SLE_NL	Min	-386.86	-377.77	217.07	-697.36	536.19
798	430	DX387	SLE_NL	Min	-1117.05	-761.90	-90.63	550.51	536.19



798	430	DX388	SLE_NL	Min	-23801.98	-7208.54	-282.26	550.51	-535.77
798	430	DX401	SLE_NL	Min	-25064.82	-7434.33	25.44	-697.36	-535.77
831	431	SX407	SLU_ENV_NL	Max	-73384.93	-22016.61	338.26	-342.16	100.52
831	431	DX406	SLU_ENV_NL	Max	134030.51	40218.75	172.33	-342.16	-10.76
831	431	DX393	SLU_ENV_NL	Max	133136.14	39931.25	285.26	-360.86	-10.76
831	431	SX394	SLU_ENV_NL	Max	-73879.66	-22162.76	451.19	-360.86	100.52
831	431	SX407	SLU_ENV_NL	Min	-93605.12	-28091.31	92.73	-429.57	11.30
831	431	DX406	SLU_ENV_NL	Min	82237.63	24672.29	-142.61	-429.57	-99.80
831	431	DX393	SLU_ENV_NL	Min	81775.04	24531.51	-258.51	-599.33	-99.80
831	431	SX394	SLU_ENV_NL	Min	-94791.31	-28427.62	-23.18	-599.33	11.30
831	431	SX407	SLE_NL	Max	-54304.85	-16292.29	68.62	-253.20	8.36
831	431	DX406	SLE_NL	Max	60855.85	18257.49	-105.53	-253.20	-7.96
831	431	DX393	SLE_NL	Max	60513.53	18153.32	-191.30	-267.04	-7.96
831	431	SX394	SLE_NL	Max	-54670.94	-16400.44	-17.15	-267.04	8.36
831	431	SX407	SLE_NL	Min	-54304.85	-16292.29	68.62	-253.20	8.36
831	431	DX406	SLE_NL	Min	60855.85	18257.49	-105.53	-253.20	-7.96
831	431	DX393	SLE_NL	Min	60513.53	18153.32	-191.30	-267.04	-7.96
831	431	SX394	SLE_NL	Min	-54670.94	-16400.44	-17.15	-267.04	8.36
832	432	SX394	SLU_ENV_NL	Max	-73892.89	-22173.41	854.71	-259.08	303.73
832	432	DX393	SLU_ENV_NL	Max	133213.18	39993.18	249.08	-259.08	-58.61
832	432	DX380	SLU_ENV_NL	Max	133046.10	39884.61	419.24	-401.16	-58.61
832	432	SX380	SLU_ENV_NL	Max	-73363.25	-22003.43	1024.87	-401.16	303.73
832	432	SX394	SLU_ENV_NL	Min	-94868.47	-28489.98	-350.20	-302.43	57.89
832	432	DX393	SLU_ENV_NL	Min	81788.29	24542.21	-61.67	-302.43	-302.89
832	432	DX380	SLU_ENV_NL	Min	82487.64	24740.57	-113.78	-773.16	-302.89
832	432	SX380	SLU_ENV_NL	Min	-95919.28	-28746.35	-402.31	-773.16	57.89
832	432	SX394	SLE_NL	Max	-54680.74	-16408.32	-259.15	-223.80	42.84
832	432	DX393	SLE_NL	Max	60523.33	18161.24	-45.64	-223.80	-43.37
832	432	DX380	SLE_NL	Max	61040.86	18308.02	-84.20	-296.86	-43.37
832	432	SX380	SLE_NL	Max	-54288.81	-16282.54	-297.71	-296.86	42.84
832	432	SX394	SLE_NL	Min	-54680.74	-16408.32	-259.15	-223.80	42.84
832	432	DX393	SLE_NL	Min	60523.33	18161.24	-45.64	-223.80	-43.37
832	432	DX380	SLE_NL	Min	61040.86	18308.02	-84.20	-296.86	-43.37
832	432	SX380	SLE_NL	Min	-54288.81	-16282.54	-297.71	-296.86	42.84
836	433	SX415	SLU_ENV_NL	Max	-73385.28	-22016.72	-92.75	426.90	100.38
836	433	SX402	SLU_ENV_NL	Max	-73880.05	-22162.88	23.16	596.43	100.38
836	433	DX401	SLU_ENV_NL	Max	132454.85	39726.87	258.53	596.43	-10.76
836	433	DX414	SLU_ENV_NL	Max	133348.20	40014.04	142.62	426.90	-10.76
836	433	SX415	SLU_ENV_NL	Min	-93056.99	-27926.86	-337.57	342.16	11.30
836	433	SX402	SLU_ENV_NL	Min	-94241.77	-28262.77	-449.96	360.86	11.30
836	433	DX401	SLU_ENV_NL	Min	81775.44	24531.63	-283.65	360.86	-99.66
836	433	DX414	SLU_ENV_NL	Min	82238.07	24672.42	-171.26	342.16	-99.66
836	433	SX415	SLE_NL	Max	-54305.10	-16292.37	-68.63	253.20	8.36
836	433	SX402	SLE_NL	Max	-54671.24	-16400.53	17.14	267.04	8.36
836	433	DX401	SLE_NL	Max	60513.82	18153.41	191.31	267.04	-7.96
836	433	DX414	SLE_NL	Max	60856.17	18257.59	105.54	253.20	-7.96
836	433	SX415	SLE_NL	Min	-54305.10	-16292.37	-68.63	253.20	8.36
836	433	SX402	SLE_NL	Min	-54671.24	-16400.53	17.14	267.04	8.36
836	433	DX401	SLE_NL	Min	60513.82	18153.41	191.31	267.04	-7.96
836	433	DX414	SLE_NL	Min	60856.17	18257.59	105.54	253.20	-7.96
837	434	SX402	SLU_ENV_NL	Max	-73893.28	-22173.53	350.24	302.44	302.93
837	434	SX388	SLU_ENV_NL	Max	-73363.50	-22003.51	402.35	769.70	302.93
837	434	DX388	SLU_ENV_NL	Max	132362.63	39679.64	113.72	769.70	-58.61
837	434	DX401	SLU_ENV_NL	Max	132531.70	39788.65	61.61	302.44	-58.61
837	434	SX402	SLU_ENV_NL	Min	-94318.75	-28324.98	-851.98	256.98	57.88
837	434	SX388	SLU_ENV_NL	Min	-95369.21	-28581.41	-1020.74	401.16	57.88
837	434	DX388	SLU_ENV_NL	Min	82488.17	24740.73	-415.53	401.16	-302.08
837	434	DX401	SLU_ENV_NL	Min	81788.68	24542.33	-246.77	256.98	-302.08
837	434	SX402	SLE_NL	Max	-54681.03	-16408.41	259.18	223.81	42.83
837	434	SX388	SLE_NL	Max	-54288.99	-16282.60	297.74	296.86	42.83
837	434	DX388	SLE_NL	Max	61041.25	18308.14	84.15	296.86	-43.37
837	434	DX401	SLE_NL	Max	60523.63	18161.32	45.59	223.81	-43.37
837	434	SX402	SLE_NL	Min	-54681.03	-16408.41	259.18	223.81	42.83
837	434	SX388	SLE_NL	Min	-54288.99	-16282.60	297.74	296.86	42.83
837	434	DX388	SLE_NL	Min	61041.25	18308.14	84.15	296.86	-43.37
837	434	DX401	SLE_NL	Min	60523.63	18161.32	45.59	223.81	-43.37
859	435	DX381	SLU_ENV_NL	Max	29042.18	9425.27	-553.91	-713.37	1692.82
859	435	DX368	SLU_ENV_NL	Max	26708.70	8503.01	2045.07	4692.87	1692.82
859	435	DX369	SLU_ENV_NL	Max	117923.11	35041.66	1819.49	4692.87	-445.22
859	435	DX382	SLU_ENV_NL	Max	108495.45	32458.89	-672.18	-713.37	-445.22
859	435	DX381	SLU_ENV_NL	Min	-3515.45	380.21	-657.87	-3198.57	446.28
859	435	DX368	SLU_ENV_NL	Min	-11583.00	-2226.44	971.14	1364.64	446.28
859	435	DX369	SLU_ENV_NL	Min	81971.57	24144.19	852.87	1364.64	-1692.76
859	435	DX382	SLU_ENV_NL	Min	79040.71	23620.65	-883.45	-3198.57	-1692.76
859	435	DX381	SLE_NL	Max	-2601.43	281.36	-486.83	-2366.94	1252.69
859	435	DX368	SLE_NL	Max	-8571.42	-1647.56	1513.35	3472.73	1252.69
859	435	DX369	SLE_NL	Max	87263.10	25930.83	1346.42	3472.73	-1252.64
859	435	DX382	SLE_NL	Max	80286.63	24019.58	-653.75	-2366.94	-1252.64
859	435	DX381	SLE_NL	Min	-2601.43	281.36	-486.83	-2366.94	1252.69
859	435	DX368	SLE_NL	Min	-8571.42	-1647.56	1513.35	3472.73	1252.69
859	435	DX369	SLE_NL	Min	87263.10	25930.83	1346.42	3472.73	-1252.64



Autorità Portuale di Taranto
Interventi per il dragaggio di 2,3 M³ di sedimenti in area Molo Polisettoriale e per la realizzazione di un primo lotto della cassa di colmata funzionale all'ampliamento del V Sporgente del Porto di Taranto

Allegati alla relazione di calcolo strutturale allineamento "BC"

Data 05/2016
Rev. B
c.d.c.: C296A
514B



859	435	DX382	SLE_NL	Min	80286.63	24019.58	-653.75	-2366.94	-1252.64
860	436	DX382	SLU_ENV_NL	Max	47553.60	14176.13	790.01	3433.98	-482.90
860	436	DX369	SLU_ENV_NL	Max	58003.98	17066.12	-119.97	-1243.28	-482.90
860	436	DX370	SLU_ENV_NL	Max	-1794.61	-135.76	-703.55	-1243.28	1681.49
860	436	DX383	SLU_ENV_NL	Max	-222.75	724.73	502.04	3433.98	1681.49
860	436	DX382	SLU_ENV_NL	Min	16263.51	4796.07	657.97	1009.50	-1683.22
860	436	DX369	SLU_ENV_NL	Min	19502.42	5394.87	-750.38	-4408.82	-1683.22
860	436	DX370	SLU_ENV_NL	Min	-29359.74	-8668.94	-1038.35	-4408.82	483.59
860	436	DX383	SLU_ENV_NL	Min	-22640.98	-6427.83	74.39	1009.50	483.59
860	436	DX382	SLE_NL	Max	35189.67	10490.34	486.90	2541.14	-1245.59
860	436	DX369	SLE_NL	Max	42922.94	12628.93	-88.78	-3262.53	-1245.59
860	436	DX370	SLE_NL	Max	-21726.21	-6415.02	-520.62	-3262.53	1244.31
860	436	DX383	SLE_NL	Max	-16754.32	-4756.59	55.05	2541.14	1244.31
860	436	DX382	SLE_NL	Min	35189.67	10490.34	486.90	2541.14	-1245.59
860	436	DX369	SLE_NL	Min	42922.94	12628.93	-88.78	-3262.53	-1245.59
860	436	DX370	SLE_NL	Min	-21726.21	-6415.02	-520.62	-3262.53	1244.31
860	436	DX383	SLE_NL	Min	-16754.32	-4756.59	55.05	2541.14	1244.31
861	437	DX385	SLU_ENV_NL	Max	-494.81	643.79	-74.42	-1011.25	1681.52
861	437	DX372	SLU_ENV_NL	Max	-2067.83	-218.96	1038.15	4408.79	1681.52
861	437	DX373	SLU_ENV_NL	Max	58004.31	17066.21	750.47	4408.79	-482.82
861	437	DX386	SLU_ENV_NL	Max	47554.34	14176.34	-657.94	-1011.25	-482.82
861	437	DX385	SLU_ENV_NL	Min	-22641.58	-6427.97	-501.93	-3433.96	483.53
861	437	DX372	SLU_ENV_NL	Min	-29360.37	-8669.10	703.59	1241.16	483.53
861	437	DX373	SLU_ENV_NL	Min	18917.32	5218.38	120.06	1241.16	-1683.25
861	437	DX386	SLU_ENV_NL	Min	15680.46	4622.12	-789.61	-3433.96	-1683.25
861	437	DX385	SLE_NL	Max	-16754.77	-4756.69	-55.07	-2541.13	1244.33
861	437	DX372	SLE_NL	Max	-21726.67	-6415.13	520.66	3262.51	1244.33
861	437	DX373	SLE_NL	Max	42923.19	12628.99	88.85	3262.51	-1245.61
861	437	DX386	SLE_NL	Max	35190.21	10490.49	-486.88	-2541.13	-1245.61
861	437	DX385	SLE_NL	Min	-16754.77	-4756.69	-55.07	-2541.13	1244.33
861	437	DX372	SLE_NL	Min	-21726.67	-6415.13	520.66	3262.51	1244.33
861	437	DX373	SLE_NL	Min	42923.19	12628.99	88.85	3262.51	-1245.61
861	437	DX386	SLE_NL	Min	35190.21	10490.49	-486.88	-2541.13	-1245.61
862	438	DX386	SLU_ENV_NL	Max	108495.64	32458.94	883.45	3198.57	-445.23
862	438	DX373	SLU_ENV_NL	Max	117923.75	35041.84	-853.21	-1363.00	-445.23
862	438	DX374	SLU_ENV_NL	Max	26433.92	8420.10	-971.97	-1363.00	1692.83
862	438	DX387	SLU_ENV_NL	Max	28766.06	9344.07	657.73	3198.57	1692.83
862	438	DX386	SLU_ENV_NL	Min	78493.25	23457.39	673.06	715.09	-1692.76
862	438	DX373	SLU_ENV_NL	Min	81424.72	23979.16	-1819.37	-4692.88	-1692.76
862	438	DX374	SLU_ENV_NL	Min	-11582.57	-2226.39	-2045.08	-4692.88	446.31
862	438	DX387	SLU_ENV_NL	Min	-3515.48	380.12	554.30	715.09	446.31
862	438	DX386	SLE_NL	Max	80286.78	24019.61	653.75	2366.94	-1252.64
862	438	DX373	SLE_NL	Max	87263.58	25930.96	-1346.33	-3472.73	-1252.64
862	438	DX374	SLE_NL	Max	-8571.10	-1647.53	-1513.36	-3472.73	1252.69
862	438	DX387	SLE_NL	Max	-2601.45	281.29	486.72	2366.94	1252.69
862	438	DX386	SLE_NL	Min	80286.78	24019.61	653.75	2366.94	-1252.64
862	438	DX373	SLE_NL	Min	87263.58	25930.96	-1346.33	-3472.73	-1252.64
862	438	DX374	SLE_NL	Min	-8571.10	-1647.53	-1513.36	-3472.73	1252.69
862	438	DX387	SLE_NL	Min	-2601.45	281.29	486.72	2366.94	1252.69
863	439	DX368	SLU_ENV_NL	Max	25278.93	7342.02	2644.13	-1324.99	1781.55
863	439	DX355	SLU_ENV_NL	Max	22226.98	5780.83	106.96	5063.39	1781.55
863	439	DX356	SLU_ENV_NL	Max	134379.51	40441.76	-833.09	5063.39	-731.50
863	439	DX369	SLU_ENV_NL	Max	121570.31	36706.18	1415.23	-1324.99	-731.50
863	439	DX368	SLU_ENV_NL	Min	-15807.84	-5816.41	1033.51	-3254.92	733.92
863	439	DX355	SLU_ENV_NL	Min	-20536.19	-7441.91	-591.76	2090.75	733.92
863	439	DX356	SLU_ENV_NL	Min	87756.94	26334.79	-1121.94	2090.75	-1787.17
863	439	DX369	SLU_ENV_NL	Min	83514.81	25683.39	792.18	-3254.92	-1787.17
863	439	DX368	SLE_NL	Max	-11697.80	-4304.14	1956.66	-2408.64	1318.35
863	439	DX355	SLE_NL	Max	-15196.78	-5507.01	79.15	3746.91	1318.35
863	439	DX356	SLE_NL	Max	99440.84	29926.91	-830.24	3746.91	-1322.51
863	439	DX369	SLE_NL	Max	89962.03	27162.57	1047.27	-2408.64	-1322.51
863	439	DX368	SLE_NL	Min	-11697.80	-4304.14	1956.66	-2408.64	1318.35
863	439	DX355	SLE_NL	Min	-15196.78	-5507.01	79.15	3746.91	1318.35
863	439	DX356	SLE_NL	Min	99440.84	29926.91	-830.24	3746.91	-1322.51
863	439	DX369	SLE_NL	Min	89962.03	27162.57	1047.27	-2408.64	-1322.51
864	440	DX369	SLU_ENV_NL	Max	61643.46	18725.86	-372.56	3514.17	-786.99
864	440	DX356	SLU_ENV_NL	Max	71127.64	21468.47	590.53	-2010.15	-786.99
864	440	DX357	SLU_ENV_NL	Max	-6179.90	-2664.27	346.77	-2010.15	1782.17
864	440	DX370	SLU_ENV_NL	Max	-3176.97	-971.35	-550.43	3514.17	1782.17
864	440	DX369	SLU_ENV_NL	Min	21107.04	6971.32	-742.04	1665.37	-1782.40
864	440	DX356	SLU_ENV_NL	Min	25261.36	7575.85	317.64	-4794.47	-1782.40
864	440	DX357	SLU_ENV_NL	Min	-41268.22	-12614.27	139.77	-4794.47	789.89
864	440	DX370	SLU_ENV_NL	Min	-32888.68	-9960.22	-985.80	1665.37	789.89
864	440	DX369	SLE_NL	Max	45616.16	13857.14	-275.70	2600.48	-1318.98
864	440	DX356	SLE_NL	Max	52634.45	15886.66	235.05	-3547.91	-1318.98
864	440	DX357	SLE_NL	Max	-30538.48	-9334.56	103.43	-3547.91	1318.80
864	440	DX370	SLE_NL	Max	-24337.62	-7370.56	-407.32	2600.48	1318.80
864	440	DX369	SLE_NL	Min	45616.16	13857.14	-275.70	2600.48	-1318.98
864	440	DX356	SLE_NL	Min	52634.45	15886.66	235.05	-3547.91	-1318.98
864	440	DX357	SLE_NL	Min	-30538.48	-9334.56	103.43	-3547.91	1318.80
864	440	DX370	SLE_NL	Min	-24337.62	-7370.56	-407.32	2600.48	1318.80



Autorità Portuale di Taranto
Interventi per il dragaggio di 2,3 M m³ di sedimenti in area Molo Polisettoriale e per la realizzazione di un primo lotto della cassa di colmata funzionale all'ampliamento del V Sporgente del Porto di Taranto

Allegati alla relazione di calcolo strutturale allineamento "BC"

Data 05/2016
Rev. B
c.d.c.: C296A
514B

865	441	DX372	SLU_ENV_NL	Max	-3449.22	-1051.45	985.54	-1667.08	1782.19
865	441	DX359	SLU_ENV_NL	Max	-6454.06	-2746.46	-139.76	4794.42	1782.19
865	441	DX360	SLU_ENV_NL	Max	71127.76	21468.51	-317.67	4794.42	-786.91
865	441	DX373	SLU_ENV_NL	Max	61643.70	18725.95	741.40	-1667.08	-786.91
865	441	DX372	SLU_ENV_NL	Min	-32889.24	-9960.43	550.52	-3514.14	789.82
865	441	DX359	SLU_ENV_NL	Min	-41268.46	-12614.38	-345.60	2008.03	789.82
865	441	DX360	SLU_ENV_NL	Min	24680.07	7400.33	-589.74	2008.03	-1782.43
865	441	DX373	SLU_ENV_NL	Min	20522.68	6797.47	372.62	-3514.14	-1782.43
865	441	DX372	SLE_NL	Max	-24338.04	-7370.72	407.38	-2600.47	1318.82
865	441	DX359	SLE_NL	Max	-30538.66	-9334.64	-103.42	3547.87	1318.82
865	441	DX360	SLE_NL	Max	52634.54	15886.70	-235.07	3547.87	-1319.00
865	441	DX373	SLE_NL	Max	45616.34	13857.20	275.74	-2600.47	-1319.00
865	441	DX372	SLE_NL	Min	-24338.04	-7370.72	407.38	-2600.47	1318.82
865	441	DX359	SLE_NL	Min	-30538.66	-9334.64	-103.42	3547.87	1318.82
865	441	DX360	SLE_NL	Min	52634.54	15886.70	-235.07	3547.87	-1319.00
865	441	DX373	SLE_NL	Min	45616.34	13857.20	275.74	-2600.47	-1319.00
866	442	DX373	SLU_ENV_NL	Max	121570.97	36706.39	-792.37	3254.92	-731.48
866	442	DX360	SLU_ENV_NL	Max	134379.96	40441.92	1121.94	-2089.05	-731.48
866	442	DX361	SLU_ENV_NL	Max	21950.18	5696.95	591.38	-2089.05	1781.55
866	442	DX374	SLU_ENV_NL	Max	25004.55	7260.72	-1033.82	3254.92	1781.55
866	442	DX373	SLU_ENV_NL	Min	82968.84	25521.07	-1415.21	1326.62	-1787.17
866	442	DX360	SLU_ENV_NL	Min	87212.73	26170.37	832.84	-5063.39	-1787.17
866	442	DX361	SLU_ENV_NL	Min	-20535.97	-7441.81	-106.89	-5063.39	733.91
866	442	DX374	SLU_ENV_NL	Min	-15807.37	-5816.25	-2644.04	1326.62	733.91
866	442	DX373	SLE_NL	Max	89962.52	27162.73	-1047.25	2408.64	-1322.51
866	442	DX360	SLE_NL	Max	99441.17	29927.02	830.23	-3746.91	-1322.51
866	442	DX361	SLE_NL	Max	-15196.62	-5506.94	-79.10	-3746.91	1318.34
866	442	DX374	SLE_NL	Max	-11697.46	-4304.02	-1956.59	2408.64	1318.34
866	442	DX373	SLE_NL	Min	89962.52	27162.73	-1047.25	2408.64	-1322.51
866	442	DX360	SLE_NL	Min	99441.17	29927.02	830.23	-3746.91	-1322.51
866	442	DX361	SLE_NL	Min	-15196.62	-5506.94	-79.10	-3746.91	1318.34
866	442	DX374	SLE_NL	Min	-11697.46	-4304.02	-1956.59	2408.64	1318.34
867	443	DX355	SLU_ENV_NL	Max	21067.56	7656.95	-433.59	1533.58	1132.26
867	443	DX342	SLU_ENV_NL	Max	15587.83	5199.91	1507.92	3099.82	1132.26
867	443	DX343	SLU_ENV_NL	Max	131438.72	39683.42	1125.85	3099.82	242.06
867	443	DX356	SLU_ENV_NL	Max	135562.92	39777.50	515.54	1533.58	242.06
867	443	DX355	SLU_ENV_NL	Min	-22156.16	-8232.82	-608.86	-2170.44	-243.59
867	443	DX342	SLU_ENV_NL	Min	-23612.48	-7563.41	-1819.69	401.59	-243.59
867	443	DX343	SLU_ENV_NL	Min	97135.89	28327.25	-870.56	401.59	-1128.78
867	443	DX356	SLU_ENV_NL	Min	89730.89	27173.74	-990.94	-2170.44	-1128.78
867	443	DX355	SLE_NL	Max	-16395.56	-6092.29	-320.86	1134.85	-180.26
867	443	DX342	SLE_NL	Max	-17473.24	-5596.92	-1346.57	297.18	-180.26
867	443	DX343	SLE_NL	Max	97264.66	29365.73	-644.21	297.18	179.12
867	443	DX356	SLE_NL	Max	100316.56	29435.35	381.50	1134.85	179.12
867	443	DX355	SLE_NL	Min	-16395.56	-6092.29	-320.86	1134.85	-180.26
867	443	DX342	SLE_NL	Min	-17473.24	-5596.92	-1346.57	297.18	-180.26
867	443	DX343	SLE_NL	Min	97264.66	29365.73	-644.21	297.18	179.12
867	443	DX356	SLE_NL	Min	100316.56	29435.35	381.50	1134.85	179.12
868	444	DX356	SLU_ENV_NL	Max	72335.19	20812.64	740.79	2567.02	219.39
868	444	DX343	SLU_ENV_NL	Max	71024.97	21555.84	84.79	-187.96	219.39
868	444	DX344	SLU_ENV_NL	Max	-12700.91	-3700.43	202.47	-187.96	1212.07
868	444	DX357	SLU_ENV_NL	Max	-7475.68	-1005.53	378.86	2567.02	1212.07
868	444	DX356	SLU_ENV_NL	Min	27322.50	8468.29	-357.73	-1224.41	-1207.46
868	444	DX343	SLU_ENV_NL	Min	34224.22	9436.67	-939.57	-3072.66	-1207.46
868	444	DX344	SLU_ENV_NL	Min	-41828.52	-12531.14	-1301.51	-3072.66	-225.26
868	444	DX357	SLU_ENV_NL	Min	-43084.73	-13988.31	-240.05	-1224.41	-225.26
868	444	DX356	SLE_NL	Max	53528.04	15401.35	-264.72	-906.06	162.35
868	444	DX343	SLE_NL	Max	52558.47	15951.32	62.75	-139.09	162.35
868	444	DX344	SLE_NL	Max	-30953.11	-9273.04	149.83	-139.09	-166.69
868	444	DX357	SLE_NL	Max	-31882.70	-10351.35	-177.64	-906.06	-166.69
868	444	DX356	SLE_NL	Min	53528.04	15401.35	-264.72	-906.06	162.35
868	444	DX343	SLE_NL	Min	52558.47	15951.32	62.75	-139.09	162.35
868	444	DX344	SLE_NL	Min	-30953.11	-9273.04	149.83	-139.09	-166.69
868	444	DX357	SLE_NL	Min	-31882.70	-10351.35	-177.64	-906.06	-166.69
869	445	DX359	SLU_ENV_NL	Max	-7749.59	-1087.02	240.01	1224.38	1212.01
869	445	DX346	SLU_ENV_NL	Max	-12976.16	-3785.46	1301.00	3070.52	1212.01
869	445	DX347	SLU_ENV_NL	Max	71024.98	21555.83	939.05	3070.52	219.39
869	445	DX360	SLU_ENV_NL	Max	72335.26	20812.65	357.73	1224.38	219.39
869	445	DX359	SLU_ENV_NL	Min	-43084.92	-13988.39	-377.96	-2568.69	-225.26
869	445	DX346	SLU_ENV_NL	Min	-41828.89	-12531.27	-202.52	187.96	-225.26
869	445	DX347	SLU_ENV_NL	Min	33643.00	9260.58	-84.80	187.96	-1207.38
869	445	DX360	SLU_ENV_NL	Min	26742.10	8295.88	-739.90	-2568.69	-1207.38
869	445	DX359	SLE_NL	Max	-31882.84	-10351.41	177.61	906.04	-166.69
869	445	DX346	SLE_NL	Max	-30953.38	-9273.14	-149.86	139.09	-166.69
869	445	DX347	SLE_NL	Max	52558.48	15951.31	-62.75	139.09	162.35
869	445	DX360	SLE_NL	Max	53528.09	15401.36	264.72	906.04	162.35
869	445	DX359	SLE_NL	Min	-31882.84	-10351.41	177.61	906.04	-166.69
869	445	DX346	SLE_NL	Min	-30953.38	-9273.14	-149.86	139.09	-166.69
869	445	DX347	SLE_NL	Min	52558.48	15951.31	-62.75	139.09	162.35
869	445	DX360	SLE_NL	Min	53528.09	15401.36	264.72	906.04	162.35
870	446	DX360	SLU_ENV_NL	Max	135563.36	39777.62	991.04	2172.23	242.05

870	446	DX347	SLU_ENV_NL	Max	131439.38	39683.61	870.49	-401.59	242.05
870	446	DX348	SLU_ENV_NL	Max	15312.41	5115.40	1819.55	-401.59	1132.33
870	446	DX361	SLU_ENV_NL	Max	20791.40	7575.68	608.29	2172.23	1132.33
870	446	DX360	SLU_ENV_NL	Min	89187.78	27012.53	-515.47	-1533.58	-1128.84
870	446	DX347	SLU_ENV_NL	Min	96594.21	28162.99	-1125.68	-3098.31	-1128.84
870	446	DX348	SLU_ENV_NL	Min	-23612.00	-7563.21	-1508.42	-3098.31	-243.59
870	446	DX361	SLU_ENV_NL	Min	-22155.92	-8232.69	433.59	-1533.58	-243.59
870	446	DX360	SLE_NL	Max	100316.89	29435.44	-381.45	-1134.85	179.12
870	446	DX347	SLE_NL	Max	97265.14	29365.87	644.16	-297.18	179.12
870	446	DX348	SLE_NL	Max	-17472.88	-5596.77	1346.47	-297.18	-180.26
870	446	DX361	SLE_NL	Max	-16395.38	-6092.19	320.85	-1134.85	-180.26
870	446	DX360	SLE_NL	Min	100316.89	29435.44	-381.45	-1134.85	179.12
870	446	DX347	SLE_NL	Min	97265.14	29365.87	644.16	-297.18	179.12
870	446	DX348	SLE_NL	Min	-17472.88	-5596.77	1346.47	-297.18	-180.26
870	446	DX361	SLE_NL	Min	-16395.38	-6092.19	320.85	-1134.85	-180.26
871	447	DX342	SLU_ENV_NL	Max	12654.46	3884.98	1503.75	2268.28	1630.58
871	447	DX329	SLU_ENV_NL	Max	5154.33	190.71	-137.17	4389.01	1630.58
871	447	DX330	SLU_ENV_NL	Max	126948.30	39142.68	-49.83	4389.01	572.82
871	447	DX343	SLU_ENV_NL	Max	130329.79	38574.94	1092.72	2268.28	572.82
871	447	DX342	SLU_ENV_NL	Min	-22525.51	-6528.13	-1176.61	-3197.47	-580.94
871	447	DX329	SLU_ENV_NL	Min	-18760.56	-4049.07	-349.92	-421.01	-580.94
871	447	DX330	SLU_ENV_NL	Min	109830.69	32566.48	-760.95	-421.01	-1624.17
871	447	DX343	SLU_ENV_NL	Min	100559.92	31277.69	-1089.27	-3197.47	-1624.17
871	447	DX342	SLE_NL	Max	-16668.88	-4830.82	-870.69	1678.53	-429.90
871	447	DX329	SLE_NL	Max	-13882.82	-2996.31	-101.51	-311.55	-429.90
871	447	DX330	SLE_NL	Max	93941.74	28965.58	-36.88	-311.55	423.88
871	447	DX343	SLE_NL	Max	96444.04	28545.46	-806.06	1678.53	423.88
871	447	DX342	SLE_NL	Min	-16668.88	-4830.82	-870.69	1678.53	-429.90
871	447	DX329	SLE_NL	Min	-13882.82	-2996.31	-101.51	-311.55	-429.90
871	447	DX330	SLE_NL	Min	93941.74	28965.58	-36.88	-311.55	423.88
871	447	DX343	SLE_NL	Min	96444.04	28545.46	-806.06	1678.53	423.88
872	448	DX343	SLU_ENV_NL	Max	69990.02	20474.96	-319.64	3665.71	534.54
872	448	DX330	SLU_ENV_NL	Max	65403.43	20677.27	795.66	583.79	534.54
872	448	DX331	SLU_ENV_NL	Max	-22340.24	-8068.04	219.69	583.79	1739.16
872	448	DX344	SLU_ENV_NL	Max	-15514.19	-4272.56	292.84	3665.71	1739.16
872	448	DX343	SLU_ENV_NL	Min	37773.54	12462.25	-780.65	-1921.29	-1732.61
872	448	DX330	SLU_ENV_NL	Min	47355.35	13803.41	-581.81	-4426.63	-1732.61
872	448	DX331	SLU_ENV_NL	Min	-39635.85	-10704.66	30.67	-4426.63	-540.19
872	448	DX344	SLU_ENV_NL	Min	-41144.38	-12619.61	-1356.63	-1921.29	-540.19
872	448	DX343	SLE_NL	Max	51792.62	15151.47	-236.54	-1421.76	395.56
872	448	DX330	SLE_NL	Max	48398.54	15301.18	-430.54	432.00	395.56
872	448	DX331	SLE_NL	Max	-29330.53	-7921.45	22.70	432.00	-399.74
872	448	DX344	SLE_NL	Max	-30446.84	-9338.51	216.70	-1421.76	-399.74
872	448	DX343	SLE_NL	Min	51792.62	15151.47	-236.54	-1421.76	395.56
872	448	DX330	SLE_NL	Min	48398.54	15301.18	-430.54	432.00	395.56
872	448	DX331	SLE_NL	Min	-29330.53	-7921.45	22.70	432.00	-399.74
872	448	DX344	SLE_NL	Min	-30446.84	-9338.51	216.70	-1421.76	-399.74
873	449	DX346	SLU_ENV_NL	Max	-15787.67	-4351.64	1355.97	1921.28	1739.14
873	449	DX333	SLU_ENV_NL	Max	-22616.70	-8150.69	-30.69	4424.58	1739.14
873	449	DX334	SLU_ENV_NL	Max	65403.68	20677.36	581.76	4424.58	534.56
873	449	DX347	SLU_ENV_NL	Max	69990.07	20474.99	779.48	1921.28	534.56
873	449	DX346	SLU_ENV_NL	Min	-41144.76	-12619.71	-292.85	-3667.42	-540.20
873	449	DX333	SLU_ENV_NL	Min	-39636.12	-10704.72	-217.48	-583.80	-540.20
873	449	DX334	SLU_ENV_NL	Min	46779.57	13628.78	-793.97	-583.80	-1732.58
873	449	DX347	SLU_ENV_NL	Min	37193.64	12290.51	319.60	-3667.42	-1732.58
873	449	DX346	SLE_NL	Max	-30447.12	-9338.58	-216.71	1421.75	-399.75
873	449	DX333	SLE_NL	Max	-29330.73	-7921.49	-22.71	-432.01	-399.75
873	449	DX334	SLE_NL	Max	48398.72	15301.25	430.50	-432.01	395.57
873	449	DX347	SLE_NL	Max	51792.65	15151.49	236.50	1421.75	395.57
873	449	DX346	SLE_NL	Min	-30447.12	-9338.58	-216.71	1421.75	-399.75
873	449	DX333	SLE_NL	Min	-29330.73	-7921.49	-22.71	-432.01	-399.75
873	449	DX334	SLE_NL	Min	48398.72	15301.25	430.50	-432.01	395.57
873	449	DX347	SLE_NL	Min	51792.65	15151.49	236.50	1421.75	395.57
874	450	DX347	SLU_ENV_NL	Max	130330.45	38575.16	1089.11	3199.21	572.82
874	450	DX334	SLU_ENV_NL	Max	126948.61	39142.79	760.25	421.01	572.82
874	450	DX335	SLU_ENV_NL	Max	4877.64	106.81	348.70	421.01	1630.64
874	450	DX348	SLU_ENV_NL	Max	12380.18	3805.00	1176.56	3199.21	1630.64
874	450	DX347	SLU_ENV_NL	Min	100019.80	31117.90	-1092.29	-2268.28	-1624.21
874	450	DX334	SLU_ENV_NL	Min	109293.99	32403.56	49.89	-4387.49	-1624.21
874	450	DX335	SLU_ENV_NL	Min	-18760.49	-4049.15	137.35	-4387.49	-580.94
874	450	DX348	SLU_ENV_NL	Min	-22525.08	-6528.12	-1503.84	-2268.28	-580.94
874	450	DX347	SLE_NL	Max	96444.54	28545.62	805.94	-1678.53	423.89
874	450	DX334	SLE_NL	Max	93941.97	28965.66	36.92	311.55	423.89
874	450	DX335	SLE_NL	Max	-13882.76	-2996.37	101.64	311.55	-429.90
874	450	DX348	SLE_NL	Max	-16668.56	-4830.81	870.65	-1678.53	-429.90
874	450	DX347	SLE_NL	Min	96444.54	28545.62	805.94	-1678.53	423.89
874	450	DX334	SLE_NL	Min	93941.97	28965.66	36.92	311.55	423.89
874	450	DX335	SLE_NL	Min	-13882.76	-2996.37	101.64	311.55	-429.90
874	450	DX348	SLE_NL	Min	-16668.56	-4830.81	870.65	-1678.53	-429.90
875	451	DX329	SLU_ENV_NL	Max	2560.71	2528.91	-34.91	2261.89	1938.07
875	451	DX316	SLU_ENV_NL	Max	-6469.81	-1769.92	1996.27	5266.22	1938.07



875	451	DX317	SLU_ENV_NL	Max	126767.24	37212.01	1227.59	5266.22	593.08
875	451	DX330	SLU_ENV_NL	Max	124944.77	36168.84	19.17	2261.89	593.08
875	451	DX329	SLU_ENV_NL	Min	-18556.19	-7072.46	-226.23	-3753.57	-603.71
875	451	DX316	SLU_ENV_NL	Min	-14766.09	-4130.95	-577.86	-527.70	-603.71
875	451	DX317	SLU_ENV_NL	Min	122020.71	36701.56	-523.78	-527.70	-1931.60
875	451	DX330	SLU_ENV_NL	Min	113804.26	34828.12	-994.91	-3753.57	-1931.60
875	451	DX329	SLE_NL	Max	-13731.58	-5233.62	-25.84	1673.80	-446.74
875	451	DX316	SLE_NL	Max	-10926.90	-3056.91	-427.62	-390.50	-446.74
875	451	DX317	SLE_NL	Max	90295.33	27536.89	-387.60	-390.50	438.88
875	451	DX330	SLE_NL	Max	92459.13	26764.94	14.19	1673.80	438.88
875	451	DX329	SLE_NL	Min	-13731.58	-5233.62	-25.84	1673.80	-446.74
875	451	DX316	SLE_NL	Min	-10926.90	-3056.91	-427.62	-390.50	-446.74
875	451	DX317	SLE_NL	Min	90295.33	27536.89	-387.60	-390.50	438.88
875	451	DX330	SLE_NL	Min	92459.13	26764.94	14.19	1673.80	438.88
876	452	DX330	SLU_ENV_NL	Max	63511.10	17744.02	801.83	4289.13	545.22
876	452	DX317	SLU_ENV_NL	Max	62846.52	18690.58	153.51	663.83	545.22
876	452	DX318	SLU_ENV_NL	Max	-34605.18	-10626.74	396.14	663.83	2075.87
876	452	DX331	SLU_ENV_NL	Max	-25049.85	-5671.86	325.97	4289.13	2075.87
876	452	DX330	SLU_ENV_NL	Min	51491.57	16162.58	-465.94	-1900.36	-2066.22
876	452	DX317	SLU_ENV_NL	Min	60300.22	17497.08	-1145.75	-5365.65	-2066.22
876	452	DX318	SLU_ENV_NL	Min	-36608.34	-10730.23	-1621.62	-5365.65	-554.87
876	452	DX331	SLU_ENV_NL	Min	-39433.71	-13405.39	-223.31	-1900.36	-554.87
876	452	DX330	SLE_NL	Max	46998.22	13130.58	-344.79	-1406.27	403.46
876	452	DX317	SLE_NL	Max	44622.17	13831.03	113.60	491.23	403.46
876	452	DX318	SLE_NL	Max	-27090.17	-7940.37	293.14	491.23	-410.61
876	452	DX331	SLE_NL	Max	-29180.94	-9919.99	-165.25	-1406.27	-410.61
876	452	DX330	SLE_NL	Min	46998.22	13130.58	-344.79	-1406.27	403.46
876	452	DX317	SLE_NL	Min	44622.17	13831.03	113.60	491.23	403.46
876	452	DX318	SLE_NL	Min	-27090.17	-7940.37	293.14	491.23	-410.61
876	452	DX331	SLE_NL	Min	-29180.94	-9919.99	-165.25	-1406.27	-410.61
877	453	DX333	SLU_ENV_NL	Max	-25326.33	-5754.28	223.27	1900.38	2075.90
877	453	DX320	SLU_ENV_NL	Max	-34882.99	-10714.01	1620.87	5363.73	2075.90
877	453	DX321	SLU_ENV_NL	Max	62273.32	18690.63	1144.57	5363.73	545.24
877	453	DX334	SLU_ENV_NL	Max	63511.35	17744.08	465.91	1900.38	545.24
877	453	DX333	SLU_ENV_NL	Min	-39433.99	-13405.46	-323.87	-4290.90	-554.90
877	453	DX320	SLU_ENV_NL	Min	-36608.63	-10730.30	-396.11	-663.87	-554.90
877	453	DX321	SLU_ENV_NL	Min	60300.43	17322.59	-153.46	-663.87	-2066.23
877	453	DX334	SLU_ENV_NL	Min	50917.31	15992.77	-800.18	-4290.90	-2066.23
877	453	DX333	SLE_NL	Max	-29181.15	-9920.04	165.22	1406.28	-410.62
877	453	DX320	SLE_NL	Max	-27090.39	-7940.42	-293.12	-491.26	-410.62
877	453	DX321	SLE_NL	Max	44622.32	13831.06	-113.56	-491.26	403.48
877	453	DX334	SLE_NL	Max	46998.40	13130.62	344.77	1406.28	403.48
877	453	DX333	SLE_NL	Min	-29181.15	-9920.04	165.22	1406.28	-410.62
877	453	DX320	SLE_NL	Min	-27090.39	-7940.42	-293.12	-491.26	-410.62
877	453	DX321	SLE_NL	Min	44622.32	13831.06	-113.56	-491.26	403.48
877	453	DX334	SLE_NL	Min	46998.40	13130.62	344.77	1406.28	403.48
878	454	DX334	SLU_ENV_NL	Max	124945.06	36168.91	994.57	3755.58	593.09
878	454	DX321	SLU_ENV_NL	Max	126235.59	37212.10	523.67	527.71	593.09
878	454	DX322	SLU_ENV_NL	Max	-6745.13	-1855.64	577.73	527.71	1938.26
878	454	DX335	SLU_ENV_NL	Max	2284.56	2447.90	224.78	3755.58	1938.26
878	454	DX334	SLU_ENV_NL	Min	113269.38	34670.16	-19.04	-2261.90	-1931.77
878	454	DX321	SLU_ENV_NL	Min	122021.07	36539.51	-1227.01	-5265.03	-1931.77
878	454	DX322	SLU_ENV_NL	Min	-14765.85	-4130.77	-1996.79	-5265.03	-603.71
878	454	DX335	SLU_ENV_NL	Min	-18556.05	-7072.30	35.02	-2261.90	-603.71
878	454	DX334	SLE_NL	Max	92459.34	26764.99	-14.09	-1673.80	438.88
878	454	DX321	SLE_NL	Max	90295.59	27536.95	387.51	390.50	438.88
878	454	DX322	SLE_NL	Max	-10926.73	-3056.77	427.52	390.50	-446.75
878	454	DX335	SLE_NL	Max	-13731.48	-5233.50	25.91	-1673.80	-446.75
878	454	DX334	SLE_NL	Min	92459.34	26764.99	-14.09	-1673.80	438.88
878	454	DX321	SLE_NL	Min	90295.59	27536.95	387.51	390.50	438.88
878	454	DX322	SLE_NL	Min	-10926.73	-3056.77	427.52	390.50	-446.75
878	454	DX335	SLE_NL	Min	-13731.48	-5233.50	25.91	-1673.80	-446.75
879	455	DX316	SLU_ENV_NL	Max	-10501.68	-2988.40	1885.18	2521.33	2036.11
879	455	DX303	SLU_ENV_NL	Max	-9836.17	-1640.20	-607.42	5678.74	2036.11
879	455	DX304	SLU_ENV_NL	Max	142692.73	42075.59	-485.36	5678.74	732.23
879	455	DX317	SLU_ENV_NL	Max	131748.46	41084.57	1581.03	2521.33	732.23
879	455	DX316	SLU_ENV_NL	Min	-13780.33	-5043.83	-596.81	-3786.53	-743.93
879	455	DX303	SLU_ENV_NL	Min	-20885.92	-8263.26	-871.60	-919.44	-743.93
879	455	DX304	SLU_ENV_NL	Min	115158.61	36089.98	-911.57	-919.44	-2024.68
879	455	DX317	SLU_ENV_NL	Min	120128.74	35104.14	-210.57	-3786.53	-2024.68
879	455	DX316	SLE_NL	Max	-10197.45	-3732.43	-441.64	1865.78	-550.51
879	455	DX303	SLE_NL	Max	-7278.77	-1213.75	-644.98	-680.39	-550.51
879	455	DX304	SLE_NL	Max	85217.37	26706.58	-359.16	-680.39	541.85
879	455	DX317	SLE_NL	Max	88895.27	25977.06	-155.82	1865.78	541.85
879	455	DX316	SLE_NL	Min	-10197.45	-3732.43	-441.64	1865.78	-550.51
879	455	DX303	SLE_NL	Min	-7278.77	-1213.75	-644.98	-680.39	-550.51
879	455	DX304	SLE_NL	Min	85217.37	26706.58	-359.16	-680.39	541.85
879	455	DX317	SLE_NL	Min	88895.27	25977.06	-155.82	1865.78	541.85
880	456	DX317	SLU_ENV_NL	Max	68052.51	22010.50	-1.99	4445.26	660.21
880	456	DX304	SLU_ENV_NL	Max	80549.64	23397.94	1284.41	992.92	660.21
880	456	DX305	SLU_ENV_NL	Max	-32393.77	-7966.28	418.23	992.92	2222.94



Autorità Portuale di Taranto
Interventi per il dragaggio di 2,3 M³ di sedimenti in area Molo Polisettoriale e per la realizzazione di un primo lotto della cassa di colmata funzionale all'ampliamento del V Sporgente del Porto di Taranto

Allegati alla relazione di calcolo strutturale allineamento "BC"

Data 05/2016
Rev. B
c.d.c.: C296A
514B



880	456	DX318	SLU_ENV_NL	Max	-35653.65	-11086.35	360.56	4445.26	2222.94
880	456	DX317	SLU_ENV_NL	Min	58557.54	16638.26	-1032.52	-2113.28	-2212.86
880	456	DX304	SLU_ENV_NL	Min	54471.92	17878.49	-419.58	-5894.12	-2212.86
880	456	DX305	SLU_ENV_NL	Min	-46973.81	-16251.26	-57.03	-5894.12	-672.41
880	456	DX318	SLU_ENV_NL	Min	-38595.03	-11304.53	-1898.71	-2113.28	-672.41
880	456	DX317	SLE_NL	Max	43332.58	12312.31	-1.47	-1563.82	488.55
880	456	DX304	SLE_NL	Max	40309.22	13230.09	-310.49	734.76	488.55
880	456	DX305	SLE_NL	Max	-23971.39	-5895.04	-42.20	734.76	-497.59
880	456	DX318	SLE_NL	Max	-26383.70	-8365.35	266.82	-1563.82	-497.59
880	456	DX317	SLE_NL	Min	43332.58	12312.31	-1.47	-1563.82	488.55
880	456	DX304	SLE_NL	Min	40309.22	13230.09	-310.49	734.76	488.55
880	456	DX305	SLE_NL	Min	-23971.39	-5895.04	-42.20	734.76	-497.59
880	456	DX318	SLE_NL	Min	-26383.70	-8365.35	266.82	-1563.82	-497.59
881	457	DX320	SLU_ENV_NL	Max	-35653.95	-11164.33	1897.77	2113.31	2223.07
881	457	DX307	SLU_ENV_NL	Max	-32394.05	-7966.39	56.96	5892.46	2223.07
881	457	DX308	SLU_ENV_NL	Max	79985.26	23225.98	419.53	5892.46	660.24
881	457	DX321	SLU_ENV_NL	Max	67481.41	21842.20	1030.66	2113.31	660.24
881	457	DX320	SLU_ENV_NL	Min	-38870.30	-11304.65	-360.53	-4447.24	-672.45
881	457	DX307	SLU_ENV_NL	Min	-47252.85	-16334.24	-414.45	-992.97	-672.45
881	457	DX308	SLU_ENV_NL	Min	54472.08	17878.57	-1281.57	-992.97	-2212.97
881	457	DX321	SLU_ENV_NL	Min	58557.76	16638.34	2.04	-4447.24	-2212.97
881	457	DX320	SLE_NL	Max	-26383.93	-8365.44	-266.79	1563.85	-497.61
881	457	DX307	SLE_NL	Max	-23971.60	-5895.13	42.15	-734.80	-497.61
881	457	DX308	SLE_NL	Max	40309.34	13230.14	310.45	-734.80	488.58
881	457	DX321	SLE_NL	Max	43332.74	12312.37	1.51	1563.85	488.58
881	457	DX320	SLE_NL	Min	-26383.93	-8365.44	-266.79	1563.85	-497.61
881	457	DX307	SLE_NL	Min	-23971.60	-5895.13	42.15	-734.80	-497.61
881	457	DX308	SLE_NL	Min	40309.34	13230.14	310.45	-734.80	488.58
881	457	DX321	SLE_NL	Min	43332.74	12312.37	1.51	1563.85	488.58
882	458	DX321	SLU_ENV_NL	Max	131219.22	40928.85	210.45	3788.54	732.23
882	458	DX308	SLU_ENV_NL	Max	142170.08	41916.12	910.55	919.44	732.23
882	458	DX309	SLU_ENV_NL	Max	-9835.97	-1640.25	871.71	919.44	2036.32
882	458	DX322	SLU_ENV_NL	Max	-10775.35	-3066.97	596.68	3788.54	2036.32
882	458	DX321	SLU_ENV_NL	Min	120129.11	35104.27	-1580.03	-2521.33	-2024.87
882	458	DX308	SLU_ENV_NL	Min	115159.00	36090.12	485.47	-5677.65	-2024.87
882	458	DX309	SLU_ENV_NL	Min	-21161.19	-8346.93	605.14	-5677.65	-743.93
882	458	DX322	SLU_ENV_NL	Min	-13780.17	-5043.89	-1885.44	-2521.33	-743.93
882	458	DX321	SLE_NL	Max	88895.54	25977.16	155.73	-1865.79	541.85
882	458	DX308	SLE_NL	Max	85217.66	26706.69	359.25	680.39	541.85
882	458	DX309	SLE_NL	Max	-7278.62	-1213.78	645.06	680.39	-550.51
882	458	DX322	SLE_NL	Max	-10197.33	-3732.48	441.55	-1865.79	-550.51
882	458	DX321	SLE_NL	Min	88895.54	25977.16	155.73	-1865.79	541.85
882	458	DX308	SLE_NL	Min	85217.66	26706.69	359.25	680.39	541.85
882	458	DX309	SLE_NL	Min	-7278.62	-1213.78	645.06	680.39	-550.51
882	458	DX322	SLE_NL	Min	-10197.33	-3732.48	441.55	-1865.79	-550.51
883	459	DX303	SLU_ENV_NL	Max	-9003.13	-4547.88	-82.97	3233.71	1869.15
883	459	DX290	SLU_ENV_NL	Max	-2836.76	22.44	2391.53	5473.35	1869.15
883	459	DX291	SLU_ENV_NL	Max	161610.36	46747.84	1188.63	5473.35	1073.89
883	459	DX304	SLU_ENV_NL	Max	147246.99	45150.88	-422.40	3233.71	1073.89
883	459	DX303	SLU_ENV_NL	Min	-23518.27	-4932.18	-639.23	-3222.26	-1089.18
883	459	DX290	SLU_ENV_NL	Min	-31456.20	-9418.13	-835.68	-1808.19	-1089.18
883	459	DX291	SLU_ENV_NL	Min	106397.83	32944.36	-618.85	-1808.19	-1861.44
883	459	DX304	SLU_ENV_NL	Min	112160.32	31780.18	-1285.86	-3222.26	-1861.44
883	459	DX303	SLE_NL	Max	-6662.31	-3365.43	-473.03	2392.94	-806.00
883	459	DX290	SLE_NL	Max	-2099.20	16.61	-618.40	-1338.06	-806.00
883	459	DX291	SLE_NL	Max	78734.39	24378.82	-457.95	-1338.06	794.68
883	459	DX304	SLE_NL	Max	82998.64	23517.33	-312.57	2392.94	794.68
883	459	DX303	SLE_NL	Min	-6662.31	-3365.43	-473.03	2392.94	-806.00
883	459	DX290	SLE_NL	Min	-2099.20	16.61	-618.40	-1338.06	-806.00
883	459	DX291	SLE_NL	Min	78734.39	24378.82	-457.95	-1338.06	794.68
883	459	DX304	SLE_NL	Min	82998.64	23517.33	-312.57	2392.94	794.68
884	460	DX304	SLU_ENV_NL	Max	85400.43	26640.67	931.47	3974.61	983.41
884	460	DX291	SLU_ENV_NL	Max	96091.30	27048.37	-46.78	1823.44	983.41
884	460	DX292	SLU_ENV_NL	Max	-27642.15	-7657.54	541.67	1823.44	2099.30
884	460	DX305	SLU_ENV_NL	Max	-31981.90	-11704.16	626.92	3974.61	2099.30
884	460	DX304	SLU_ENV_NL	Min	51668.02	13642.94	-666.87	-2792.04	-2084.52
884	460	DX291	SLU_ENV_NL	Min	45258.32	14592.06	-1664.21	-5777.43	-2084.52
884	460	DX292	SLU_ENV_NL	Min	-60197.57	-18335.71	-1968.76	-5777.43	-996.73
884	460	DX305	SLU_ENV_NL	Min	-49690.84	-12381.44	-78.42	-2792.04	-996.73
884	460	DX304	SLE_NL	Max	38234.34	10095.77	-493.49	-2066.11	727.72
884	460	DX291	SLE_NL	Max	33491.16	10798.12	-34.62	1349.34	727.72
884	460	DX292	SLE_NL	Max	-20455.19	-5666.58	400.83	1349.34	-737.58
884	460	DX305	SLE_NL	Max	-23666.60	-8661.08	-58.03	-2066.11	-737.58
884	460	DX304	SLE_NL	Min	38234.34	10095.77	-493.49	-2066.11	727.72
884	460	DX291	SLE_NL	Min	33491.16	10798.12	-34.62	1349.34	727.72
884	460	DX292	SLE_NL	Min	-20455.19	-5666.58	400.83	1349.34	-737.58
884	460	DX305	SLE_NL	Min	-23666.60	-8661.08	-58.03	-2066.11	-737.58
885	461	DX307	SLU_ENV_NL	Max	-31982.16	-11704.22	78.38	2792.08	2099.57
885	461	DX294	SLU_ENV_NL	Max	-27642.20	-7657.52	1967.92	5776.16	2099.57
885	461	DX295	SLU_ENV_NL	Max	95534.19	26877.92	1662.10	5776.16	983.45
885	461	DX308	SLU_ENV_NL	Max	84838.51	26475.32	666.79	2792.08	983.45



Autorità Portuale di Taranto
Interventi per il dragaggio di 2,3 M m³ di sedimenti in area Molo Polisettoriale e per la realizzazione di un primo lotto della cassa di colmata funzionale all'ampliamento del V Sporgente del Porto di Taranto

Allegati alla relazione di calcolo strutturale allineamento "BC"

Data 05/2016
Rev. B
c.d.c.: C296A
514B



885	461	DX307	SLU_ENV_NL	Min	-49970.58	-12465.17	-623.02	-3976.84	-996.77
885	461	DX294	SLU_ENV_NL	Min	-60477.82	-18425.51	-541.60	-1823.49	-996.77
885	461	DX295	SLU_ENV_NL	Min	45258.62	14592.13	46.81	-1823.49	-2084.76
885	461	DX308	SLU_ENV_NL	Min	51668.16	13642.95	-928.84	-3976.84	-2084.76
885	461	DX307	SLE_NL	Max	-23666.80	-8661.12	58.00	2066.14	-737.61
885	461	DX294	SLE_NL	Max	-20455.23	-5666.57	-400.79	-1349.39	-737.61
885	461	DX295	SLE_NL	Max	33491.38	10798.18	34.64	-1349.39	727.75
885	461	DX308	SLE_NL	Max	38234.44	10095.78	493.42	2066.14	727.75
885	461	DX307	SLE_NL	Min	-23666.80	-8661.12	58.00	2066.14	-737.61
885	461	DX294	SLE_NL	Min	-20455.23	-5666.57	-400.79	-1349.39	-737.61
885	461	DX295	SLE_NL	Min	33491.38	10798.18	34.64	-1349.39	727.75
885	461	DX308	SLE_NL	Min	38234.44	10095.78	493.42	2066.14	727.75
886	462	DX308	SLU_ENV_NL	Max	146727.07	44998.17	1285.14	3224.72	1073.90
886	462	DX295	SLU_ENV_NL	Max	161096.48	46590.32	618.71	1808.20	1073.90
886	462	DX296	SLU_ENV_NL	Max	-2836.69	22.57	835.60	1808.20	1869.57
886	462	DX309	SLU_ENV_NL	Max	-9002.85	-4547.70	639.37	3224.72	1869.57
886	462	DX308	SLU_ENV_NL	Min	112160.70	31780.27	422.48	-3233.71	-1861.84
886	462	DX295	SLU_ENV_NL	Min	106398.01	32944.39	-1187.70	-5472.81	-1861.84
886	462	DX296	SLU_ENV_NL	Min	-31729.72	-9504.52	-2392.37	-5472.81	-1089.18
886	462	DX309	SLU_ENV_NL	Min	-23793.22	-5012.45	80.48	-3233.71	-1089.18
886	462	DX308	SLE_NL	Max	82998.92	23517.40	312.64	-2392.95	794.68
886	462	DX295	SLE_NL	Max	78734.53	24378.85	457.85	1338.07	794.68
886	462	DX296	SLE_NL	Max	-2099.15	16.70	618.35	1338.07	-806.00
886	462	DX309	SLE_NL	Max	-6662.11	-3365.30	473.14	-2392.95	-806.00
886	462	DX308	SLE_NL	Min	82998.92	23517.40	312.64	-2392.95	794.68
886	462	DX295	SLE_NL	Min	78734.53	24378.85	457.85	1338.07	794.68
886	462	DX296	SLE_NL	Min	-2099.15	16.70	618.35	1338.07	-806.00
886	462	DX309	SLE_NL	Min	-6662.11	-3365.30	473.14	-2392.95	-806.00
887	463	DX290	SLU_ENV_NL	Max	-1036.97	-2047.64	1887.93	4122.29	1424.49
887	463	DX277	SLU_ENV_NL	Max	6440.07	3668.34	-1673.50	4592.46	1424.49
887	463	DX278	SLU_ENV_NL	Max	171713.73	50508.15	-973.82	4592.46	1506.69
887	463	DX291	SLU_ENV_NL	Max	166188.97	51753.60	2290.24	4122.29	1506.69
887	463	DX290	SLU_ENV_NL	Min	-35119.54	-11372.96	-881.28	-2005.07	-1524.29
887	463	DX277	SLU_ENV_NL	Min	-45163.01	-17070.53	-2961.84	-2942.60	-1524.29
887	463	DX278	SLU_ENV_NL	Min	93165.11	30257.06	-2559.53	-2942.60	-1405.98
887	463	DX291	SLU_ENV_NL	Min	102906.07	29374.55	-181.60	-2005.07	-1405.98
887	463	DX290	SLE_NL	Max	-767.36	-1515.26	-652.14	3050.50	-1127.97
887	463	DX277	SLE_NL	Max	4765.65	2714.57	-1238.39	-2177.52	-1127.97
887	463	DX278	SLE_NL	Max	68942.18	22390.23	-720.63	-2177.52	1114.95
887	463	DX291	SLE_NL	Max	76150.49	21737.17	-134.38	3050.50	1114.95
887	463	DX290	SLE_NL	Min	-767.36	-1515.26	-652.14	3050.50	-1127.97
887	463	DX277	SLE_NL	Min	4765.65	2714.57	-1238.39	-2177.52	-1127.97
887	463	DX278	SLE_NL	Min	68942.18	22390.23	-720.63	-2177.52	1114.95
887	463	DX291	SLE_NL	Min	76150.49	21737.17	-134.38	3050.50	1114.95
888	464	DX291	SLU_ENV_NL	Max	101086.64	32280.35	-196.26	2992.36	1383.42
888	464	DX278	SLU_ENV_NL	Max	108800.36	31576.69	1352.13	2872.28	1383.42
888	464	DX279	SLU_ENV_NL	Max	-19215.77	-3351.19	1035.30	2872.28	1750.37
888	464	DX292	SLU_ENV_NL	Max	-25846.68	-8989.24	412.67	2992.36	1750.37
888	464	DX291	SLU_ENV_NL	Min	42021.77	11120.15	-1910.92	-3620.10	-1733.20
888	464	DX278	SLU_ENV_NL	Min	33782.05	12431.25	-484.50	-5127.48	-1733.20
888	464	DX279	SLU_ENV_NL	Min	-71461.11	-24455.24	124.43	-5127.48	-1401.95
888	464	DX292	SLU_ENV_NL	Min	-63739.04	-18721.47	-2227.75	-3620.10	-1401.95
888	464	DX291	SLE_NL	Max	31096.11	8228.91	-145.23	-2678.88	1023.73
888	464	DX278	SLE_NL	Max	24998.72	9199.13	-358.53	2125.49	1023.73
888	464	DX279	SLE_NL	Max	-14219.67	-2479.88	92.08	2125.49	-1037.44
888	464	DX292	SLE_NL	Max	-19126.54	-6652.04	305.38	-2678.88	-1037.44
888	464	DX291	SLE_NL	Min	31096.11	8228.91	-145.23	-2678.88	1023.73
888	464	DX278	SLE_NL	Min	24998.72	9199.13	-358.53	2125.49	1023.73
888	464	DX279	SLE_NL	Min	-14219.67	-2479.88	92.08	2125.49	-1037.44
888	464	DX292	SLE_NL	Min	-19126.54	-6652.04	305.38	-2678.88	-1037.44
889	465	DX294	SLU_ENV_NL	Max	-25846.77	-8989.30	2226.80	3620.14	1750.78
889	465	DX281	SLU_ENV_NL	Max	-19215.99	-3351.28	-124.52	5126.62	1750.78
889	465	DX282	SLU_ENV_NL	Max	108258.93	31410.54	484.47	5126.62	1383.47
889	465	DX295	SLU_ENV_NL	Max	100532.81	32118.13	1907.96	3620.14	1383.47
889	465	DX294	SLU_ENV_NL	Min	-64016.09	-18797.90	-412.66	-2994.88	-1402.00
889	465	DX281	SLU_ENV_NL	Min	-71741.56	-24538.14	-1029.07	-2872.33	-1402.00
889	465	DX282	SLU_ENV_NL	Min	33782.25	12431.34	-1347.91	-2872.33	-1733.59
889	465	DX295	SLU_ENV_NL	Min	42022.10	11120.26	196.33	-2994.88	-1733.59
889	465	DX294	SLE_NL	Max	-19126.61	-6652.08	-305.37	2678.90	-1037.48
889	465	DX281	SLE_NL	Max	-14219.83	-2479.95	-92.14	-2125.53	-1037.48
889	465	DX282	SLE_NL	Max	24998.87	9199.20	358.51	-2125.53	1023.77
889	465	DX295	SLE_NL	Max	31096.35	8229.00	145.28	2678.90	1023.77
889	465	DX294	SLE_NL	Min	-19126.61	-6652.08	-305.37	2678.90	-1037.48
889	465	DX281	SLE_NL	Min	-14219.83	-2479.95	-92.14	-2125.53	-1037.48
889	465	DX282	SLE_NL	Min	24998.87	9199.20	358.51	-2125.53	1023.77
889	465	DX295	SLE_NL	Min	31096.35	8229.00	145.28	2678.90	1023.77
890	466	DX295	SLU_ENV_NL	Max	165678.54	51604.43	181.51	2007.54	1506.69
890	466	DX282	SLU_ENV_NL	Max	171214.12	50354.51	2558.04	2942.59	1506.69
890	466	DX283	SLU_ENV_NL	Max	6440.30	3668.31	2958.11	2942.59	1424.95
890	466	DX296	SLU_ENV_NL	Max	-1036.96	-2047.74	881.13	2007.54	1424.95
890	466	DX295	SLU_ENV_NL	Min	102906.27	29374.63	-2288.71	-4122.29	-1406.41



Autorità Portuale di Taranto
Interventi per il dragaggio di 2,3 M³ di sedimenti in area Molo Polisettoriale e per la realizzazione di un primo lotto della cassa di colmata funzionale all'ampliamento del V Sporgente del Porto di Taranto

Allegati alla relazione di calcolo strutturale allineamento "BC"

Data 05/2016
Rev. B
c.d.c.: C296A
514B



890	466	DX282	SLU_ENV_NL	Min	93165.49	30257.20	973.95	-4592.04	-1406.41
890	466	DX283	SLU_ENV_NL	Min	-45435.06	-17153.69	1673.57	-4592.04	-1524.29
890	466	DX296	SLU_ENV_NL	Min	-35391.03	-11449.47	-1888.64	-4122.29	-1524.29
890	466	DX295	SLE_NL	Max	76150.64	21737.23	134.32	-3050.50	1114.95
890	466	DX282	SLE_NL	Max	68942.46	22390.33	720.72	2177.52	1114.95
890	466	DX283	SLE_NL	Max	4765.82	2714.55	1238.44	2177.52	-1127.97
890	466	DX296	SLE_NL	Max	-767.35	-1515.33	652.04	-3050.50	-1127.97
890	466	DX295	SLE_NL	Min	76150.64	21737.23	134.32	-3050.50	1114.95
890	466	DX282	SLE_NL	Min	68942.46	22390.33	720.72	2177.52	1114.95
890	466	DX283	SLE_NL	Min	4765.82	2714.55	1238.44	2177.52	-1127.97
890	466	DX296	SLE_NL	Min	-767.35	-1515.33	652.04	-3050.50	-1127.97
891	467	DX277	SLU_ENV_NL	Max	10700.26	1974.28	-2001.35	4011.11	1389.33
891	467	DX264	SLU_ENV_NL	Max	16692.10	7572.32	2934.44	5404.54	1389.33
891	467	DX265	SLU_ENV_NL	Max	225879.86	65572.72	2745.04	5404.54	1395.68
891	467	DX278	SLU_ENV_NL	Max	218571.71	66568.69	-1599.89	4011.11	1395.68
891	467	DX277	SLU_ENV_NL	Min	-56834.88	-12943.59	-3092.42	-1026.88	-1421.30
891	467	DX264	SLU_ENV_NL	Min	-64743.25	-17782.56	149.91	-2554.97	-1421.30
891	467	DX265	SLU_ENV_NL	Min	104774.54	32822.60	551.37	-2554.97	-1369.88
891	467	DX278	SLU_ENV_NL	Min	110897.10	30735.40	-3281.82	-1026.88	-1369.88
891	467	DX277	SLE_NL	Max	7918.19	1460.96	-1481.00	2968.22	-1051.76
891	467	DX264	SLE_NL	Max	12352.15	5603.52	110.93	-1890.67	-1051.76
891	467	DX265	SLE_NL	Max	77533.16	24288.72	408.01	-1890.67	1032.81
891	467	DX278	SLE_NL	Max	82063.85	22744.19	-1183.92	2968.22	1032.81
891	467	DX277	SLE_NL	Min	7918.19	1460.96	-1481.00	2968.22	-1051.76
891	467	DX264	SLE_NL	Min	12352.15	5603.52	110.93	-1890.67	-1051.76
891	467	DX265	SLE_NL	Min	77533.16	24288.72	408.01	-1890.67	1032.81
891	467	DX278	SLE_NL	Min	82063.85	22744.19	-1183.92	2968.22	1032.81
892	468	DX278	SLU_ENV_NL	Max	140754.25	43315.89	1170.06	2379.71	1245.12
892	468	DX265	SLU_ENV_NL	Max	146354.59	41622.70	-357.68	2512.79	1245.12
892	468	DX266	SLU_ENV_NL	Max	-17413.71	-3919.61	164.57	2512.79	1826.90
892	468	DX279	SLU_ENV_NL	Max	-22451.77	-9148.67	1322.43	2379.71	1826.90
892	468	DX278	SLU_ENV_NL	Min	37096.46	8621.54	-363.68	-3348.37	-1801.01
892	468	DX265	SLU_ENV_NL	Min	31078.58	10687.47	-2210.81	-6076.56	-1801.01
892	468	DX266	SLU_ENV_NL	Min	-99872.17	-30291.15	-2058.43	-6076.56	-1269.43
892	468	DX279	SLU_ENV_NL	Min	-91020.50	-24215.13	158.57	-3348.37	-1269.43
892	468	DX278	SLE_NL	Max	27451.38	6379.94	-269.12	-2477.79	921.39
892	468	DX265	SLE_NL	Max	22998.15	7908.73	-264.69	1859.46	921.39
892	468	DX266	SLE_NL	Max	-12886.14	-2900.51	121.78	1859.46	-939.38
892	468	DX279	SLE_NL	Max	-16614.31	-6770.02	117.34	-2477.79	-939.38
892	468	DX278	SLE_NL	Min	27451.38	6379.94	-269.12	-2477.79	921.39
892	468	DX265	SLE_NL	Min	22998.15	7908.73	-264.69	1859.46	921.39
892	468	DX266	SLE_NL	Min	-12886.14	-2900.51	121.78	1859.46	-939.38
892	468	DX279	SLE_NL	Min	-16614.31	-6770.02	117.34	-2477.79	-939.38
893	469	DX281	SLU_ENV_NL	Max	-22452.05	-9148.71	-158.61	3348.40	1827.44
893	469	DX268	SLU_ENV_NL	Max	-17413.75	-3919.56	2054.81	6075.18	1827.44
893	469	DX269	SLU_ENV_NL	Max	145687.51	41418.26	2205.60	6075.18	1245.16
893	469	DX282	SLU_ENV_NL	Max	140082.08	43118.26	363.57	3348.40	1245.16
893	469	DX281	SLU_ENV_NL	Min	-91374.13	-24323.62	-1314.91	-2383.30	-1269.48
893	469	DX268	SLU_ENV_NL	Min	-100225.74	-30407.71	-164.46	-2512.83	-1269.48
893	469	DX269	SLU_ENV_NL	Min	31079.13	10687.61	357.73	-2512.83	-1801.50
893	469	DX282	SLU_ENV_NL	Min	37096.72	8621.58	-1164.11	-2383.30	-1801.50
893	469	DX281	SLE_NL	Max	-16614.52	-6770.05	-117.37	2477.81	-939.41
893	469	DX268	SLE_NL	Max	-12886.18	-2900.48	-121.70	-1859.49	-939.41
893	469	DX269	SLE_NL	Max	22998.56	7908.83	264.72	-1859.49	921.42
893	469	DX282	SLE_NL	Max	27451.57	6379.97	269.04	2477.81	921.42
893	469	DX281	SLE_NL	Min	-16614.52	-6770.05	-117.37	2477.81	-939.41
893	469	DX268	SLE_NL	Min	-12886.18	-2900.48	-121.70	-1859.49	-939.41
893	469	DX269	SLE_NL	Min	22998.56	7908.83	264.72	-1859.49	921.42
893	469	DX282	SLE_NL	Min	27451.57	6379.97	269.04	2477.81	921.42
894	470	DX282	SLU_ENV_NL	Max	217952.06	66386.88	3279.75	1030.80	1395.69
894	470	DX269	SLU_ENV_NL	Max	225267.90	65384.76	-551.51	2554.97	1395.69
894	470	DX270	SLU_ENV_NL	Max	16692.11	7572.42	-149.95	2554.97	1390.11
894	470	DX283	SLU_ENV_NL	Max	10700.62	1974.47	3087.70	1030.80	1390.11
894	470	DX282	SLU_ENV_NL	Min	110897.55	30735.50	1599.97	-4011.12	-1370.62
894	470	DX269	SLU_ENV_NL	Min	104774.67	32822.61	-2742.27	-5404.17	-1370.62
894	470	DX270	SLU_ENV_NL	Min	-65079.94	-17890.99	-2934.32	-5404.17	-1421.30
894	470	DX283	SLU_ENV_NL	Min	-57175.78	-13044.34	2001.52	-4011.12	-1421.30
894	470	DX282	SLE_NL	Max	82064.18	22744.27	1183.98	-2968.23	1032.81
894	470	DX269	SLE_NL	Max	77533.26	24288.73	-408.12	1890.68	1032.81
894	470	DX270	SLE_NL	Max	12352.16	5603.59	-110.97	1890.68	-1051.76
894	470	DX283	SLE_NL	Max	7918.46	1461.11	1481.13	-2968.23	-1051.76
894	470	DX282	SLE_NL	Min	82064.18	22744.27	1183.98	-2968.23	1032.81
894	470	DX269	SLE_NL	Min	77533.26	24288.73	-408.12	1890.68	1032.81
894	470	DX270	SLE_NL	Min	12352.16	5603.59	-110.97	1890.68	-1051.76
894	470	DX283	SLE_NL	Min	7918.46	1461.11	1481.13	-2968.23	-1051.76
895	471	DX264	SLU_ENV_NL	Max	18257.26	2311.53	2874.97	3955.40	2193.23
895	471	DX251	SLU_ENV_NL	Max	24436.32	8708.43	-2577.04	7492.48	2193.23
895	471	DX252	SLU_ENV_NL	Max	240092.02	70884.19	-1965.64	7492.48	1431.87
895	471	DX265	SLU_ENV_NL	Max	231774.79	71961.09	3032.81	3955.40	1431.87
895	471	DX264	SLU_ENV_NL	Min	-69923.11	-21787.32	137.05	-2671.88	-1462.12
895	471	DX251	SLU_ENV_NL	Min	-81512.39	-28438.15	-2789.84	-2790.18	-1462.12



Autorità Portuale di Taranto
Interventi per il dragaggio di 2,3 M³ di sedimenti in area Molo Polisettoriale e per la realizzazione di un primo lotto della cassa di colmata funzionale all'ampliamento del V Sporgente del Porto di Taranto

Allegati alla relazione di calcolo strutturale allineamento "BC"

Data 05/2016
Rev. B
c.d.c.: C296A
514B



895	471	DX252	SLU_ENV_NL	Min	93095.57	30935.16	-2632.00	-2790.18	-2167.48
895	471	DX265	SLU_ENV_NL	Min	100260.39	28253.44	748.44	-2671.88	-2167.48
895	471	DX264	SLE_NL	Max	13510.37	1710.53	101.41	2927.00	-1081.97
895	471	DX251	SLE_NL	Max	18082.88	6444.24	-1907.01	-2064.74	-1081.97
895	471	DX252	SLE_NL	Max	68890.72	22892.02	-1454.57	-2064.74	1059.58
895	471	DX265	SLE_NL	Max	74192.69	20907.55	553.85	2927.00	1059.58
895	471	DX264	SLE_NL	Min	13510.37	1710.53	101.41	2927.00	-1081.97
895	471	DX251	SLE_NL	Min	18082.88	6444.24	-1907.01	-2064.74	-1081.97
895	471	DX252	SLE_NL	Min	68890.72	22892.02	-1454.57	-2064.74	1059.58
895	471	DX265	SLE_NL	Min	74192.69	20907.55	553.85	2927.00	1059.58
896	472	DX265	SLU_ENV_NL	Max	153338.04	48547.93	-402.00	4373.60	1179.95
896	472	DX252	SLU_ENV_NL	Max	163785.06	47874.24	1907.76	2497.80	1179.95
896	472	DX253	SLU_ENV_NL	Max	-10515.09	-232.51	1477.32	2497.80	2780.69
896	472	DX266	SLU_ENV_NL	Max	-15438.67	-6306.08	167.61	4373.60	2780.69
896	472	DX265	SLU_ENV_NL	Min	27083.32	6339.85	-1968.46	-3073.84	-2754.48
896	472	DX252	SLU_ENV_NL	Min	21443.81	9400.11	-435.24	-8528.28	-2754.48
896	472	DX253	SLU_ENV_NL	Min	-115134.66	-38022.91	134.37	-8528.28	-1210.39
896	472	DX266	SLU_ENV_NL	Min	-104940.35	-30832.15	-2398.90	-3073.84	-1210.39
896	472	DX265	SLE_NL	Max	20041.66	4691.49	-297.48	-2274.64	873.16
896	472	DX252	SLE_NL	Max	15868.42	6956.08	-322.08	1848.38	873.16
896	472	DX253	SLE_NL	Max	-7781.17	-172.06	99.44	1848.38	-895.69
896	472	DX266	SLE_NL	Max	-11424.62	-4666.50	124.03	-2274.64	-895.69
896	472	DX265	SLE_NL	Min	20041.66	4691.49	-297.48	-2274.64	873.16
896	472	DX252	SLE_NL	Min	15868.42	6956.08	-322.08	1848.38	873.16
896	472	DX253	SLE_NL	Min	-7781.17	-172.06	99.44	1848.38	-895.69
896	472	DX266	SLE_NL	Min	-11424.62	-4666.50	124.03	-2274.64	-895.69
897	473	DX268	SLU_ENV_NL	Max	-15438.79	-6306.16	2395.53	3073.87	2781.76
897	473	DX255	SLU_ENV_NL	Max	-10515.45	-232.65	-134.47	8528.19	2781.76
897	473	DX256	SLU_ENV_NL	Max	163141.30	47676.41	435.22	8528.19	1180.00
897	473	DX269	SLU_ENV_NL	Max	152676.14	48354.75	1961.74	3073.87	1180.00
897	473	DX268	SLU_ENV_NL	Min	-105288.41	-30924.35	-167.57	-4378.31	-1210.44
897	473	DX255	SLU_ENV_NL	Min	-115484.58	-38123.57	-1466.19	-2497.84	-1210.44
897	473	DX256	SLU_ENV_NL	Min	21444.17	9400.26	-1899.98	-2497.84	-2755.51
897	473	DX269	SLU_ENV_NL	Min	27083.92	6340.05	402.13	-4378.31	-2755.51
897	473	DX268	SLE_NL	Max	-11424.70	-4666.56	-124.00	2274.66	-895.72
897	473	DX255	SLE_NL	Max	-7781.43	-172.16	-99.51	-1848.40	-895.72
897	473	DX256	SLE_NL	Max	15868.68	6956.19	322.07	-1848.40	873.20
897	473	DX269	SLE_NL	Max	20042.10	4691.64	297.57	2274.66	873.20
897	473	DX268	SLE_NL	Min	-11424.70	-4666.56	-124.00	2274.66	-895.72
897	473	DX255	SLE_NL	Min	-7781.43	-172.16	-99.51	-1848.40	-895.72
897	473	DX256	SLE_NL	Min	15868.68	6956.19	322.07	-1848.40	873.20
897	473	DX269	SLE_NL	Min	20042.10	4691.64	297.57	2274.66	873.20
898	474	DX269	SLU_ENV_NL	Max	231168.28	71784.56	-748.48	2676.35	1431.87
898	474	DX256	SLU_ENV_NL	Max	239500.32	70701.95	2628.26	2790.18	1431.87
898	474	DX257	SLU_ENV_NL	Max	24436.72	8708.48	2782.79	2790.18	2194.29
898	474	DX270	SLU_ENV_NL	Max	18257.22	2311.45	-137.21	2676.35	2194.29
898	474	DX269	SLU_ENV_NL	Min	100260.54	28253.52	-3029.23	-3955.40	-2168.49
898	474	DX256	SLU_ENV_NL	Min	93096.13	30935.37	1965.79	-7492.84	-2168.49
898	474	DX257	SLU_ENV_NL	Min	-81844.98	-28538.19	2577.06	-7492.84	-1462.12
898	474	DX270	SLU_ENV_NL	Min	-70256.62	-21878.46	-2874.70	-3955.40	-1462.12
898	474	DX269	SLE_NL	Max	74192.80	20907.60	-553.87	-2927.00	1059.58
898	474	DX256	SLE_NL	Max	68891.14	22892.17	1454.68	2064.73	1059.58
898	474	DX257	SLE_NL	Max	18083.17	6444.27	1907.02	2064.73	-1081.97
898	474	DX270	SLE_NL	Max	13510.34	1710.47	-101.53	-2927.00	-1081.97
898	474	DX269	SLE_NL	Min	74192.80	20907.60	-553.87	-2927.00	1059.58
898	474	DX256	SLE_NL	Min	68891.14	22892.17	1454.68	2064.73	1059.58
898	474	DX257	SLE_NL	Min	18083.17	6444.27	1907.02	2064.73	-1081.97
898	474	DX270	SLE_NL	Min	13510.34	1710.47	-101.53	-2927.00	-1081.97
899	475	DX251	SLU_ENV_NL	Max	26842.69	6508.17	-2414.96	3605.09	1932.92
899	475	DX238	SLU_ENV_NL	Max	31315.42	12596.99	3078.32	7123.44	1932.92
899	475	DX239	SLU_ENV_NL	Max	257018.46	74831.08	2781.80	7123.44	1347.86
899	475	DX252	SLU_ENV_NL	Max	245847.39	74605.59	-1915.76	3605.09	1347.86
899	475	DX251	SLU_ENV_NL	Min	-84152.72	-21776.06	-2671.85	-1848.52	-1377.47
899	475	DX238	SLU_ENV_NL	Min	-95027.21	-27010.32	21.71	-2747.35	-1377.47
899	475	DX239	SLU_ENV_NL	Min	81334.83	26062.16	777.80	-2747.35	-1916.23
899	475	DX252	SLU_ENV_NL	Min	87728.67	23266.98	-2711.48	-1848.52	-1916.23
899	475	DX251	SLE_NL	Max	19863.59	4816.05	-1977.17	2667.77	-1019.32
899	475	DX238	SLE_NL	Max	23173.41	9321.77	16.06	-2033.04	-1019.32
899	475	DX239	SLE_NL	Max	60187.77	19286.00	575.58	-2033.04	997.41
899	475	DX252	SLE_NL	Max	64919.21	17217.56	-1417.66	2667.77	997.41
899	475	DX251	SLE_NL	Min	19863.59	4816.05	-1977.17	2667.77	-1019.32
899	475	DX238	SLE_NL	Min	23173.41	9321.77	16.06	-2033.04	-1019.32
899	475	DX239	SLE_NL	Min	60187.77	19286.00	575.58	-2033.04	997.41
899	475	DX252	SLE_NL	Min	64919.21	17217.56	-1417.66	2667.77	997.41
900	476	DX252	SLU_ENV_NL	Max	170904.48	52266.99	1527.33	3774.14	949.94
900	476	DX239	SLU_ENV_NL	Max	180557.02	51748.37	-466.83	2077.60	949.94
900	476	DX240	SLU_ENV_NL	Max	-5414.43	-110.37	38.13	2077.60	2630.39
900	476	DX253	SLU_ENV_NL	Max	-9783.22	-5742.96	1538.76	3774.14	2630.39
900	476	DX252	SLU_ENV_NL	Min	16863.35	2081.93	-396.10	-2418.81	-2605.55
900	476	DX239	SLU_ENV_NL	Min	12057.02	5204.27	-2258.93	-8430.28	-2605.55
900	476	DX240	SLU_ENV_NL	Min	-131265.13	-39537.34	-2247.50	-8430.28	-979.11



Autorità Portuale di Taranto
Interventi per il dragaggio di 2,3 M m³ di sedimenti in area Molo Polisettoriale e per la realizzazione di un primo lotto della cassa di colmata funzionale all'ampliamento del V Sporgente del Porto di Taranto

Allegati alla relazione di calcolo strutturale allineamento "BC"

Data 05/2016
Rev. B
c.d.c.: C296A
514B



900	476	DX253	SLU_ENV_NL	Min	-119310.22	-32602.82	108.86	-2418.81	-979.11
900	476	DX252	SLE_NL	Max	12478.88	1540.63	-293.11	-1789.92	702.95
900	476	DX239	SLE_NL	Max	8922.19	3851.16	-345.45	1537.43	702.95
900	476	DX240	SLE_NL	Max	-4006.68	-81.67	28.21	1537.43	-724.55
900	476	DX253	SLE_NL	Max	-7239.58	-4249.79	80.55	-1789.92	-724.55
900	476	DX252	SLE_NL	Min	12478.88	1540.63	-293.11	-1789.92	702.95
900	476	DX239	SLE_NL	Min	8922.19	3851.16	-345.45	1537.43	702.95
900	476	DX240	SLE_NL	Min	-4006.68	-81.67	28.21	1537.43	-724.55
900	476	DX253	SLE_NL	Min	-7239.58	-4249.79	80.55	-1789.92	-724.55
901	477	DX255	SLU_ENV_NL	Max	-9783.57	-5743.04	-108.87	2418.85	2632.11
901	477	DX242	SLU_ENV_NL	Max	-5414.45	-110.33	2246.31	8431.90	2632.11
901	477	DX243	SLU_ENV_NL	Max	179938.18	51556.46	2252.77	8431.90	949.97
901	477	DX256	SLU_ENV_NL	Max	170267.45	52081.82	395.99	2418.85	949.97
901	477	DX255	SLU_ENV_NL	Min	-119665.23	-32710.67	-1526.74	-3780.14	-979.15
901	477	DX242	SLU_ENV_NL	Min	-131613.36	-39655.63	-38.01	-2077.64	-979.15
901	477	DX243	SLU_ENV_NL	Min	12057.76	5204.46	466.85	-2077.64	-2607.22
901	477	DX256	SLU_ENV_NL	Min	16863.70	2081.99	-1520.27	-3780.14	-2607.22
901	477	DX255	SLE_NL	Max	-7239.84	-4249.85	-80.56	1789.95	-724.57
901	477	DX242	SLE_NL	Max	-4006.69	-81.64	-28.13	-1537.45	-724.57
901	477	DX243	SLE_NL	Max	8922.74	3851.30	345.47	-1537.45	702.98
901	477	DX256	SLE_NL	Max	12479.14	1540.68	293.03	1789.95	702.98
901	477	DX255	SLE_NL	Min	-7239.84	-4249.85	-80.56	1789.95	-724.57
901	477	DX242	SLE_NL	Min	-4006.69	-81.64	-28.13	-1537.45	-724.57
901	477	DX243	SLE_NL	Min	8922.74	3851.30	345.47	-1537.45	702.98
901	477	DX256	SLE_NL	Min	12479.14	1540.68	293.03	1789.95	702.98
902	478	DX256	SLU_ENV_NL	Max	245262.51	74436.10	2708.77	1854.53	1347.86
902	478	DX243	SLU_ENV_NL	Max	256451.23	74654.61	-777.93	2747.35	1347.86
902	478	DX244	SLU_ENV_NL	Max	31315.47	12597.07	-21.73	2747.35	1934.71
902	478	DX257	SLU_ENV_NL	Max	26843.13	6508.35	2672.00	1854.53	1934.71
902	478	DX256	SLU_ENV_NL	Min	87729.21	23267.10	1915.79	-3605.09	-1917.96
902	478	DX243	SLU_ENV_NL	Min	81335.05	26062.19	-2777.99	-7125.64	-1917.96
902	478	DX244	SLU_ENV_NL	Min	-95351.56	-27118.30	-3080.01	-7125.64	-1377.47
902	478	DX257	SLU_ENV_NL	Min	-84487.55	-21873.62	2406.74	-3605.09	-1377.47
902	478	DX256	SLE_NL	Max	64919.61	17217.66	1417.69	-2667.77	997.42
902	478	DX243	SLE_NL	Max	60187.93	19286.02	-575.67	2033.04	997.42
902	478	DX244	SLE_NL	Max	23173.45	9321.83	-16.08	2033.04	-1019.33
902	478	DX257	SLE_NL	Max	19863.91	4816.18	1977.28	-2667.77	-1019.33
902	478	DX256	SLE_NL	Min	64919.61	17217.66	1417.69	-2667.77	997.42
902	478	DX243	SLE_NL	Min	60187.93	19286.02	-575.67	2033.04	997.42
902	478	DX244	SLE_NL	Min	23173.45	9321.83	-16.08	2033.04	-1019.33
902	478	DX257	SLE_NL	Min	19863.91	4816.18	1977.28	-2667.77	-1019.33
903	479	DX238	SLU_ENV_NL	Max	32063.42	6307.75	2771.05	2780.39	989.84
903	479	DX225	SLU_ENV_NL	Max	35357.79	12040.04	-3174.12	5124.01	989.84
903	479	DX226	SLU_ENV_NL	Max	262189.52	78334.58	-2294.91	5124.01	1043.30
903	479	DX239	SLU_ENV_NL	Max	261969.12	80233.71	4134.18	2780.39	1043.30
903	479	DX238	SLU_ENV_NL	Min	-100184.78	-33102.64	-35.56	560.16	-1072.64
903	479	DX225	SLU_ENV_NL	Min	-110617.24	-37711.33	-5454.62	-2151.65	-1072.64
903	479	DX226	SLU_ENV_NL	Min	71366.28	24640.18	-4091.49	-2151.65	-968.15
903	479	DX239	SLU_ENV_NL	Min	77351.42	21566.72	843.65	560.16	-968.15
903	479	DX238	SLE_NL	Max	23726.93	4667.73	-26.32	2057.49	-793.76
903	479	DX225	SLE_NL	Max	26164.77	8909.63	-2348.85	-1592.22	-793.76
903	479	DX226	SLE_NL	Max	52811.04	18233.74	-1698.24	-1592.22	772.04
903	479	DX239	SLE_NL	Max	57240.05	15959.38	624.30	2057.49	772.04
903	479	DX238	SLE_NL	Min	23726.93	4667.73	-26.32	2057.49	-793.76
903	479	DX225	SLE_NL	Min	26164.77	8909.63	-2348.85	-1592.22	-793.76
903	479	DX226	SLE_NL	Min	52811.04	18233.74	-1698.24	-1592.22	772.04
903	479	DX239	SLE_NL	Min	57240.05	15959.38	624.30	2057.49	772.04
904	480	DX239	SLU_ENV_NL	Max	187259.32	57998.33	-453.40	1847.43	445.27
904	480	DX226	SLU_ENV_NL	Max	193300.02	57409.16	2431.17	983.55	445.27
904	480	DX227	SLU_ENV_NL	Max	-2785.04	2358.67	2404.49	983.55	1898.42
904	480	DX240	SLU_ENV_NL	Max	-4575.24	-2631.77	193.84	1847.43	1898.42
904	480	DX239	SLU_ENV_NL	Min	9274.33	1247.35	-2666.29	-1159.95	-1880.09
904	480	DX226	SLU_ENV_NL	Min	6174.26	4978.82	-753.33	-6959.87	-1880.09
904	480	DX227	SLU_ENV_NL	Min	-144001.71	-46622.85	-106.09	-6959.87	-474.34
904	480	DX240	SLU_ENV_NL	Min	-136745.19	-41713.14	-2692.97	-1159.95	-474.34
904	480	DX239	SLE_NL	Max	6863.00	923.04	-335.51	-858.37	329.50
904	480	DX226	SLE_NL	Max	4568.95	3684.33	-557.46	727.83	329.50
904	480	DX227	SLE_NL	Max	-2060.93	1745.41	-78.51	727.83	-351.01
904	480	DX240	SLE_NL	Max	-3385.68	-1947.51	143.44	-858.37	-351.01
904	480	DX239	SLE_NL	Min	6863.00	923.04	-335.51	-858.37	329.50
904	480	DX226	SLE_NL	Min	4568.95	3684.33	-557.46	727.83	329.50
904	480	DX227	SLE_NL	Min	-2060.93	1745.41	-78.51	727.83	-351.01
904	480	DX240	SLE_NL	Min	-3385.68	-1947.51	143.44	-858.37	-351.01
905	481	DX242	SLU_ENV_NL	Max	-4575.28	-2631.81	2692.08	1159.99	1900.99
905	481	DX229	SLU_ENV_NL	Max	-2785.40	2358.53	105.97	6963.71	1900.99
905	481	DX230	SLU_ENV_NL	Max	192455.90	57230.34	753.34	6963.71	445.30
905	481	DX243	SLU_ENV_NL	Max	186650.04	57822.85	2658.38	1159.99	445.30
905	481	DX242	SLU_ENV_NL	Min	-137088.60	-41799.95	-193.83	-1855.26	-474.36
905	481	DX229	SLU_ENV_NL	Min	-144341.93	-46720.47	-2387.21	-983.58	-474.36
905	481	DX230	SLU_ENV_NL	Min	6174.59	4978.97	-2420.92	-983.58	-1882.61
905	481	DX243	SLU_ENV_NL	Min	9275.09	1247.61	453.54	-1855.26	-1882.61



Autorità Portuale di Taranto
Interventi per il dragaggio di 2,3 M m³ di sedimenti in area Molo Polisettoriale e per la realizzazione di un primo lotto della cassa di colmata funzionale all'ampliamento del V Sporgente del Porto di Taranto

Allegati alla relazione di calcolo strutturale allineamento "BC"

Data 05/2016
Rev. B
c.d.c.: C296A
514B



905	481	DX242	SLE_NL	Max	-3385.71	-1947.54	-143.44	858.40	-351.03
905	481	DX229	SLE_NL	Max	-2061.20	1745.31	78.42	-727.85	-351.03
905	481	DX230	SLE_NL	Max	4569.20	3684.44	557.47	-727.85	329.52
905	481	DX243	SLE_NL	Max	6863.57	923.23	335.62	858.40	329.52
905	481	DX242	SLE_NL	Min	-3385.71	-1947.54	-143.44	858.40	-351.03
905	481	DX229	SLE_NL	Min	-2061.20	1745.31	78.42	-727.85	-351.03
905	481	DX230	SLE_NL	Min	4569.20	3684.44	557.47	-727.85	329.52
905	481	DX243	SLE_NL	Min	6863.57	923.23	335.62	858.40	329.52
906	482	DX243	SLU_ENV_NL	Max	261410.91	80073.52	-843.65	-553.38	1043.29
906	482	DX230	SLU_ENV_NL	Max	261661.26	78169.54	4087.32	2151.64	1043.29
906	482	DX231	SLU_ENV_NL	Max	35358.33	12040.15	5443.05	2151.64	992.02
906	482	DX244	SLU_ENV_NL	Max	32063.44	6307.70	35.41	-553.38	992.02
906	482	DX243	SLU_ENV_NL	Min	77351.66	21566.83	-4128.91	-2780.39	-970.28
906	482	DX230	SLU_ENV_NL	Min	71366.98	24640.44	2295.07	-5127.27	-970.28
906	482	DX231	SLU_ENV_NL	Min	-110928.20	-37805.82	3174.13	-5127.27	-1072.64
906	482	DX244	SLU_ENV_NL	Min	-100506.11	-33186.78	-2773.19	-2780.39	-1072.64
906	482	DX243	SLE_NL	Max	57240.23	15959.45	-624.30	-2057.49	772.04
906	482	DX230	SLE_NL	Max	52811.57	18233.93	1698.35	1592.21	772.04
906	482	DX231	SLE_NL	Max	26165.16	8909.71	2348.86	1592.21	-793.76
906	482	DX244	SLE_NL	Max	23726.94	4667.70	26.21	-2057.49	-793.76
906	482	DX243	SLE_NL	Min	57240.23	15959.45	-624.30	-2057.49	772.04
906	482	DX230	SLE_NL	Min	52811.57	18233.93	1698.35	1592.21	772.04
906	482	DX231	SLE_NL	Min	26165.16	8909.71	2348.86	1592.21	-793.76
906	482	DX244	SLE_NL	Min	23726.94	4667.70	26.21	-2057.49	-793.76
907	483	DX225	SLU_ENV_NL	Max	36897.80	9778.78	-3442.93	4037.44	-488.23
907	483	DX212	SLU_ENV_NL	Max	37169.60	14618.10	3176.87	1752.65	-488.23
907	483	DX213	SLU_ENV_NL	Max	263469.37	77844.70	3768.32	1752.65	1016.99
907	483	DX226	SLU_ENV_NL	Max	263024.76	78476.28	-2164.32	4037.44	1016.99
907	483	DX225	SLU_ENV_NL	Min	-108897.28	-29335.71	-4727.11	2607.79	-1041.82
907	483	DX212	SLU_ENV_NL	Min	-113265.50	-29834.65	6.88	-2191.09	-1041.82
907	483	DX213	SLU_ENV_NL	Min	61078.21	19650.67	1285.49	-2191.09	491.99
907	483	DX226	SLU_ENV_NL	Min	66867.97	17040.45	-4135.67	2607.79	491.99
907	483	DX225	SLE_NL	Max	27304.37	7236.29	-2547.77	1929.76	-770.95
907	483	DX212	SLE_NL	Max	27505.51	10817.40	5.09	-1621.41	-770.95
907	483	DX213	SLE_NL	Max	45197.88	14541.50	951.26	-1621.41	752.58
907	483	DX226	SLE_NL	Max	49482.30	12609.94	-1601.60	1929.76	752.58
907	483	DX225	SLE_NL	Min	27304.37	7236.29	-2547.77	1929.76	-770.95
907	483	DX212	SLE_NL	Min	27505.51	10817.40	5.09	-1621.41	-770.95
907	483	DX213	SLE_NL	Min	45197.88	14541.50	951.26	-1621.41	752.58
907	483	DX226	SLE_NL	Min	49482.30	12609.94	-1601.60	1929.76	752.58
908	484	DX226	SLU_ENV_NL	Max	196085.87	58617.51	1776.41	-451.43	161.76
908	484	DX213	SLU_ENV_NL	Max	196874.57	57643.36	-250.73	364.13	161.76
908	484	DX214	SLU_ENV_NL	Max	-1902.17	258.84	18.74	364.13	625.56
908	484	DX227	SLU_ENV_NL	Max	-3945.87	-4026.30	2330.07	-451.43	625.56
908	484	DX226	SLU_ENV_NL	Min	3372.84	-1843.73	-541.74	-1217.39	-613.65
908	484	DX213	SLU_ENV_NL	Min	2066.24	1782.72	-2730.21	-4105.85	-613.65
908	484	DX214	SLU_ENV_NL	Min	-150273.81	-43767.29	-2176.55	-4105.85	-188.13
908	484	DX227	SLU_ENV_NL	Min	-145058.38	-41167.28	-272.27	-1217.39	-188.13
908	484	DX226	SLE_NL	Max	2495.90	-1364.36	-400.89	-334.05	119.70
908	484	DX213	SLE_NL	Max	1529.02	1319.21	-185.54	269.46	119.70
908	484	DX214	SLE_NL	Max	-1407.60	191.54	13.86	269.46	-139.22
908	484	DX227	SLE_NL	Max	-2919.94	-2979.46	-201.48	-334.05	-139.22
908	484	DX226	SLE_NL	Min	2495.90	-1364.36	-400.89	-334.05	119.70
908	484	DX213	SLE_NL	Min	1529.02	1319.21	-185.54	269.46	119.70
908	484	DX214	SLE_NL	Min	-1407.60	191.54	13.86	269.46	-139.22
908	484	DX227	SLE_NL	Min	-2919.94	-2979.46	-201.48	-334.05	-139.22
909	485	DX229	SLU_ENV_NL	Max	-3946.20	-4026.37	272.27	1207.64	629.08
909	485	DX216	SLU_ENV_NL	Max	-1902.08	258.90	2180.11	4112.32	629.08
909	485	DX217	SLU_ENV_NL	Max	196353.21	57478.42	2722.70	4112.32	161.78
909	485	DX230	SLU_ENV_NL	Max	195523.62	58456.77	541.63	1207.64	161.78
909	485	DX229	SLU_ENV_NL	Min	-145407.24	-41272.16	-2310.50	451.46	-188.15
909	485	DX216	SLU_ENV_NL	Min	-150601.12	-43883.74	-18.61	-364.16	-188.15
909	485	DX217	SLU_ENV_NL	Min	2066.92	1782.89	250.74	-364.16	-617.11
909	485	DX230	SLU_ENV_NL	Min	3373.12	-1843.69	-1767.91	451.46	-617.11
909	485	DX229	SLE_NL	Max	-2920.19	-2979.52	201.48	334.08	-139.23
909	485	DX216	SLE_NL	Max	-1407.54	191.59	-13.77	-269.48	-139.23
909	485	DX217	SLE_NL	Max	1529.52	1319.34	185.55	-269.48	119.72
909	485	DX230	SLE_NL	Max	2496.11	-1364.33	400.80	334.08	119.72
909	485	DX229	SLE_NL	Min	-2920.19	-2979.52	201.48	334.08	-139.23
909	485	DX216	SLE_NL	Min	-1407.54	191.59	-13.77	-269.48	-139.23
909	485	DX217	SLE_NL	Min	1529.52	1319.34	185.55	-269.48	119.72
909	485	DX230	SLE_NL	Min	2496.11	-1364.33	400.80	334.08	119.72
910	486	DX230	SLU_ENV_NL	Max	262507.16	78328.89	4132.65	-2607.80	1017.00
910	486	DX217	SLU_ENV_NL	Max	262984.27	77690.68	-1285.62	2191.10	1017.00
910	486	DX218	SLU_ENV_NL	Max	37169.67	14618.17	-6.87	2191.10	-485.11
910	486	DX231	SLU_ENV_NL	Max	36898.36	9778.98	4713.99	-2607.80	-485.11
910	486	DX230	SLU_ENV_NL	Min	66868.65	17040.61	2164.34	-4028.72	488.94
910	486	DX217	SLU_ENV_NL	Min	61078.46	19650.70	-3763.45	-1758.31	488.94
910	486	DX218	SLU_ENV_NL	Min	-113557.30	-29936.55	-3182.11	-1758.31	-1041.83
910	486	DX231	SLU_ENV_NL	Min	-109212.15	-29425.35	3443.08	-4028.72	-1041.83
910	486	DX230	SLE_NL	Max	49482.80	12610.05	1601.61	-1929.77	752.58



Autorità Portuale di Taranto
Interventi per il dragaggio di 2,3 M m³ di sedimenti in area Molo Polisettoriale e per la realizzazione di un primo lotto della cassa di colmata funzionale all'ampliamento del V Sporgente del Porto di Taranto

Allegati alla relazione di calcolo strutturale allineamento "BC"

Data 05/2016
Rev. B
c.d.c.: C296A
514B



910	486	DX217	SLE_NL	Max	45198.06	14541.52	-951.36	1621.41	752.58
910	486	DX218	SLE_NL	Max	27505.56	10817.45	-5.09	1621.41	-770.95
910	486	DX231	SLE_NL	Max	27304.79	7236.44	2547.88	-1929.77	-770.95
910	486	DX230	SLE_NL	Min	49482.80	12610.05	1601.61	-1929.77	752.58
910	486	DX217	SLE_NL	Min	45198.06	14541.52	-951.36	1621.41	752.58
910	486	DX218	SLE_NL	Min	27505.56	10817.45	-5.09	1621.41	-770.95
910	486	DX231	SLE_NL	Min	27304.79	7236.44	2547.88	-1929.77	-770.95
911	487	DX212	SLU_ENV_NL	Max	37079.87	7075.00	2861.13	8912.40	-1054.64
911	487	DX199	SLU_ENV_NL	Max	37687.42	11999.21	-4832.24	-2297.04	-1054.64
911	487	DX200	SLU_ENV_NL	Max	242564.39	73961.80	-3458.15	-2297.04	2616.88
911	487	DX213	SLU_ENV_NL	Max	260518.41	78378.85	5679.96	8912.40	2616.88
911	487	DX212	SLU_ENV_NL	Min	-113587.53	-41278.77	10.03	2561.60	-2607.33
911	487	DX199	SLU_ENV_NL	Min	-113577.87	-39727.98	-10184.34	-3264.68	-2607.33
911	487	DX200	SLU_ENV_NL	Min	51135.67	18625.64	-7365.51	-3264.68	1029.81
911	487	DX213	SLU_ENV_NL	Min	57839.82	16100.00	1384.12	2561.60	1029.81
911	487	DX212	SLE_NL	Max	27439.10	5235.50	7.42	1895.59	-780.43
911	487	DX199	SLE_NL	Max	27888.69	8879.41	-3575.86	-1699.81	-780.43
911	487	DX200	SLE_NL	Max	37840.40	13782.98	-2559.03	-1699.81	762.06
911	487	DX213	SLE_NL	Max	42801.46	11914.00	1024.25	1895.59	762.06
911	487	DX212	SLE_NL	Min	27439.10	5235.50	7.42	1895.59	-780.43
911	487	DX199	SLE_NL	Min	27888.69	8879.41	-3575.86	-1699.81	-780.43
911	487	DX200	SLE_NL	Min	37840.40	13782.98	-2559.03	-1699.81	762.06
911	487	DX213	SLE_NL	Min	42801.46	11914.00	1024.25	1895.59	762.06
912	488	DX213	SLU_ENV_NL	Max	196853.04	59560.22	-529.06	321.82	1127.22
912	488	DX200	SLU_ENV_NL	Max	186568.56	56882.07	2390.82	-24.15	1127.22
912	488	DX201	SLU_ENV_NL	Max	-3938.01	2266.11	3682.99	-24.15	137.58
912	488	DX214	SLU_ENV_NL	Max	-2192.55	-1049.30	432.13	321.82	137.58
912	488	DX213	SLU_ENV_NL	Min	1228.61	-669.18	-3763.23	-5261.41	-160.28
912	488	DX200	SLU_ENV_NL	Min	-810.99	2827.47	-1443.77	-372.46	-160.28
912	488	DX201	SLU_ENV_NL	Min	-149113.66	-47388.00	-482.58	-372.46	-1119.67
912	488	DX214	SLU_ENV_NL	Min	-150886.75	-47799.06	-2471.06	-5261.41	-1119.67
912	488	DX213	SLE_NL	Max	909.17	-495.20	-391.51	238.15	-118.61
912	488	DX200	SLE_NL	Max	-600.13	2092.33	-1068.39	-275.62	-118.61
912	488	DX201	SLE_NL	Max	-2914.13	1676.92	-357.11	-275.62	101.81
912	488	DX214	SLE_NL	Max	-1622.49	-776.48	319.78	238.15	101.81
912	488	DX213	SLE_NL	Min	909.17	-495.20	-391.51	238.15	-118.61
912	488	DX200	SLE_NL	Min	-600.13	2092.33	-1068.39	-275.62	-118.61
912	488	DX201	SLE_NL	Min	-2914.13	1676.92	-357.11	-275.62	101.81
912	488	DX214	SLE_NL	Min	-1622.49	-776.48	319.78	238.15	101.81
913	489	DX216	SLU_ENV_NL	Max	-2192.44	-1049.28	2475.23	5248.96	137.57
913	489	DX203	SLU_ENV_NL	Max	-3938.27	2266.02	482.44	372.44	137.57
913	489	DX204	SLU_ENV_NL	Max	186126.13	56740.79	1443.80	372.44	1122.48
913	489	DX217	SLU_ENV_NL	Max	196347.43	59418.01	3753.52	5248.96	1122.48
913	489	DX216	SLU_ENV_NL	Min	-151210.71	-47874.57	-432.14	-321.79	-1114.89
913	489	DX203	SLU_ENV_NL	Min	-149419.66	-47475.06	-3655.70	34.03	-1114.89
913	489	DX204	SLU_ENV_NL	Min	-810.86	2827.56	-2377.42	34.03	-160.27
913	489	DX217	SLU_ENV_NL	Min	1229.28	-668.95	529.22	-321.79	-160.27
913	489	DX216	SLE_NL	Max	-1622.41	-776.47	-319.78	-238.12	101.80
913	489	DX203	SLE_NL	Max	-2914.32	1676.85	357.00	275.60	101.80
913	489	DX204	SLE_NL	Max	-600.03	2092.39	1068.41	275.60	-118.60
913	489	DX217	SLE_NL	Max	909.67	-495.02	391.62	-238.12	-118.60
913	489	DX216	SLE_NL	Min	-1622.41	-776.47	-319.78	-238.12	101.80
913	489	DX203	SLE_NL	Min	-2914.32	1676.85	357.00	275.60	101.80
913	489	DX204	SLE_NL	Min	-600.03	2092.39	1068.41	275.60	-118.60
913	489	DX217	SLE_NL	Min	909.67	-495.02	391.62	-238.12	-118.60
914	490	DX217	SLU_ENV_NL	Max	260046.57	78246.63	-1384.10	-2561.60	2613.33
914	490	DX204	SLU_ENV_NL	Max	242144.00	73827.27	7361.24	3257.68	2613.33
914	490	DX205	SLU_ENV_NL	Max	37688.06	11999.37	10166.18	3257.68	-1054.64
914	490	DX218	SLU_ENV_NL	Max	37079.91	7074.98	-10.18	-2561.60	-1054.64
914	490	DX217	SLU_ENV_NL	Min	57840.09	16100.12	-5672.73	-8902.74	1029.81
914	490	DX204	SLU_ENV_NL	Min	51136.46	18625.93	3458.32	2297.04	1029.81
914	490	DX205	SLU_ENV_NL	Min	-113837.98	-39808.65	4832.24	2297.04	-2603.73
914	490	DX218	SLU_ENV_NL	Min	-113876.62	-41349.23	-2867.78	-8902.74	-2603.73
914	490	DX217	SLE_NL	Max	42801.66	11914.09	-1024.23	-1895.59	762.06
914	490	DX204	SLE_NL	Max	37840.98	13783.19	2559.15	1699.81	762.06
914	490	DX205	SLE_NL	Max	27889.16	8879.53	3575.86	1699.81	-780.43
914	490	DX218	SLE_NL	Max	27439.13	5235.48	-7.53	-1895.59	-780.43
914	490	DX217	SLE_NL	Min	42801.66	11914.09	-1024.23	-1895.59	762.06
914	490	DX204	SLE_NL	Min	37840.98	13783.19	2559.15	1699.81	762.06
914	490	DX205	SLE_NL	Min	27889.16	8879.53	3575.86	1699.81	-780.43
914	490	DX218	SLE_NL	Min	27439.13	5235.48	-7.53	-1895.59	-780.43
915	491	DX199	SLU_ENV_NL	Max	39908.04	11655.10	-5485.32	14926.74	-1258.66
915	491	DX186	SLU_ENV_NL	Max	35275.77	15237.40	4782.65	-2881.42	-1258.66
915	491	DX187	SLU_ENV_NL	Max	208696.97	63266.71	7598.61	-2881.42	5344.06
915	491	DX200	SLU_ENV_NL	Max	232349.74	67430.95	-2979.50	14926.74	5344.06
915	491	DX199	SLU_ENV_NL	Min	-101045.14	-25470.18	-9718.32	2948.85	-5354.79
915	491	DX186	SLU_ENV_NL	Min	-93495.97	-18086.54	234.75	-10011.12	-5354.79
915	491	DX187	SLU_ENV_NL	Min	37392.53	12172.31	2740.58	-10011.12	1242.65
915	491	DX200	SLU_ENV_NL	Min	46509.38	10950.85	-6902.36	2948.85	1242.65
915	491	DX199	SLE_NL	Max	29531.95	8624.78	-4059.14	2182.15	-931.41
915	491	DX186	SLE_NL	Max	26104.07	11275.68	173.72	-2132.25	-931.41



Autorità Portuale di Taranto
Interventi per il dragaggio di 2,3 M³ di sedimenti in area Molo Polisettoriale e per la realizzazione di un primo lotto della cassa di colmata funzionale all'ampliamento del V Sporgente del Porto di Taranto

Allegati alla relazione di calcolo strutturale allineamento "BC"

Data 05/2016
Rev. B
c.d.c.: C296A
514B



915	491	DX187	SLE_NL	Max	27670.47	9007.51	2028.03	-2132.25	919.56
915	491	DX200	SLE_NL	Max	34416.94	8103.63	-2204.83	2182.15	919.56
915	491	DX199	SLE_NL	Min	29531.95	8624.78	-4059.14	2182.15	-931.41
915	491	DX186	SLE_NL	Min	26104.07	11275.68	173.72	-2132.25	-931.41
915	491	DX187	SLE_NL	Min	27670.47	9007.51	2028.03	-2132.25	919.56
915	491	DX200	SLE_NL	Min	34416.94	8103.63	-2204.83	2182.15	919.56
916	492	DX200	SLU_ENV_NL	Max	180131.93	52132.75	2462.76	884.12	3474.09
916	492	DX187	SLU_ENV_NL	Max	167061.92	50409.05	540.78	5725.29	3474.09
916	492	DX188	SLU_ENV_NL	Max	-5104.81	-1942.06	336.86	5725.29	382.77
916	492	DX201	SLU_ENV_NL	Max	-6666.38	-5198.48	2560.62	884.12	382.77
916	492	DX200	SLU_ENV_NL	Min	-2170.41	-3333.94	-862.32	-10508.06	-406.49
916	492	DX187	SLU_ENV_NL	Min	-363.74	526.28	-1777.43	-955.56	-406.49
916	492	DX188	SLU_ENV_NL	Min	-128639.35	-35705.95	-1679.57	-955.56	-3490.34
916	492	DX201	SLU_ENV_NL	Min	-142577.60	-42307.23	-1066.24	-10508.06	-3490.34
916	492	DX200	SLE_NL	Max	-1606.11	-2467.12	-638.11	654.25	-300.80
916	492	DX187	SLE_NL	Max	-269.17	389.45	400.18	-707.12	-300.80
916	492	DX188	SLE_NL	Max	-3777.56	-1437.13	249.28	-707.12	283.25
916	492	DX201	SLE_NL	Max	-4933.12	-3846.87	-789.01	654.25	283.25
916	492	DX200	SLE_NL	Min	-1606.11	-2467.12	-638.11	654.25	-300.80
916	492	DX187	SLE_NL	Min	-269.17	389.45	400.18	-707.12	-300.80
916	492	DX188	SLE_NL	Min	-3777.56	-1437.13	249.28	-707.12	283.25
916	492	DX201	SLE_NL	Min	-4933.12	-3846.87	-789.01	654.25	283.25
917	493	DX203	SLU_ENV_NL	Max	-6666.59	-5198.55	1066.24	10494.22	382.76
917	493	DX190	SLU_ENV_NL	Max	-5104.58	-1942.00	1694.03	955.53	382.76
917	493	DX191	SLU_ENV_NL	Max	166719.95	50293.35	1768.39	955.53	3468.58
917	493	DX204	SLU_ENV_NL	Max	179707.93	52016.26	862.19	10494.22	3468.58
917	493	DX203	SLU_ENV_NL	Min	-142896.41	-42400.38	-2527.96	-884.09	-3484.80
917	493	DX190	SLU_ENV_NL	Min	-128900.62	-35809.49	-336.75	-5713.00	-3484.80
917	493	DX191	SLU_ENV_NL	Min	-363.31	526.36	-540.80	-5713.00	-406.48
917	493	DX204	SLU_ENV_NL	Min	-2170.37	-3333.98	-2453.60	-884.09	-406.48
917	493	DX203	SLE_NL	Max	-4933.28	-3846.92	789.02	-654.22	283.25
917	493	DX190	SLE_NL	Max	-3777.39	-1437.08	-249.19	707.09	283.25
917	493	DX191	SLE_NL	Max	-268.85	389.51	-400.19	707.09	-300.80
917	493	DX204	SLE_NL	Max	-1606.07	-2467.14	638.02	-654.22	-300.80
917	493	DX203	SLE_NL	Min	-4933.28	-3846.92	789.02	-654.22	283.25
917	493	DX190	SLE_NL	Min	-3777.39	-1437.08	-249.19	707.09	283.25
917	493	DX191	SLE_NL	Min	-268.85	389.51	-400.19	707.09	-300.80
917	493	DX204	SLE_NL	Min	-1606.07	-2467.14	638.02	-654.22	-300.80
918	494	DX204	SLU_ENV_NL	Max	231943.81	67319.67	6899.74	-2948.87	5340.03
918	494	DX191	SLU_ENV_NL	Max	208344.99	63148.22	-2740.74	10002.72	5340.03
918	494	DX192	SLU_ENV_NL	Max	35275.92	15237.50	-234.76	10002.72	-1258.66
918	494	DX205	SLU_ENV_NL	Max	39908.71	11655.34	9697.62	-2948.87	-1258.66
918	494	DX204	SLU_ENV_NL	Min	46510.13	10951.02	2979.51	-14916.19	1242.66
918	494	DX191	SLU_ENV_NL	Min	37392.83	12172.35	-7593.79	2881.44	1242.66
918	494	DX192	SLU_ENV_NL	Min	-93711.10	-18170.72	-4795.91	2881.44	-5350.69
918	494	DX205	SLU_ENV_NL	Min	-101309.68	-25540.70	5485.49	-14916.19	-5350.69
918	494	DX204	SLE_NL	Max	34417.49	8103.76	2204.84	-2182.16	919.56
918	494	DX191	SLE_NL	Max	27670.69	9007.54	-2028.15	2132.27	919.56
918	494	DX192	SLE_NL	Max	26104.18	11275.75	-173.73	2132.27	-931.41
918	494	DX205	SLE_NL	Max	29532.45	8624.95	4059.26	-2182.16	-931.41
918	494	DX204	SLE_NL	Min	34417.49	8103.76	2204.84	-2182.16	919.56
918	494	DX191	SLE_NL	Min	27670.69	9007.54	-2028.15	2132.27	919.56
918	494	DX192	SLE_NL	Min	26104.18	11275.75	-173.73	2132.27	-931.41
918	494	DX205	SLE_NL	Min	29532.45	8624.95	4059.26	-2182.16	-931.41
919	495	DX186	SLU_ENV_NL	Max	35370.33	5760.19	4932.41	23841.27	-1672.18
919	495	DX173	SLU_ENV_NL	Max	26363.95	7384.88	-7257.85	-3944.65	-1672.18
919	495	DX174	SLU_ENV_NL	Max	140098.99	44362.60	-2900.82	-3944.65	9435.25
919	495	DX187	SLU_ENV_NL	Max	190727.74	55576.55	9749.02	23841.27	9435.25
919	495	DX186	SLU_ENV_NL	Min	-84342.23	-39781.33	-599.68	3852.27	-9435.23
919	495	DX173	SLU_ENV_NL	Min	-62909.82	-28573.32	-17525.11	-20143.82	-9435.23
919	495	DX174	SLU_ENV_NL	Min	16162.78	7582.47	-12708.50	-20143.82	1672.86
919	495	DX187	SLU_ENV_NL	Min	33626.63	9411.71	3757.35	3852.27	1672.86
919	495	DX186	SLE_NL	Max	26174.05	4262.54	-443.76	2850.68	-1237.41
919	495	DX173	SLE_NL	Max	19509.32	5464.81	-5370.81	-2919.04	-1237.41
919	495	DX174	SLE_NL	Max	11960.46	5611.03	-2146.61	-2919.04	1237.92
919	495	DX187	SLE_NL	Max	24883.70	6964.67	2780.44	2850.68	1237.92
919	495	DX186	SLE_NL	Min	26174.05	4262.54	-443.76	2850.68	-1237.41
919	495	DX173	SLE_NL	Min	19509.32	5464.81	-5370.81	-2919.04	-1237.41
919	495	DX174	SLE_NL	Min	11960.46	5611.03	-2146.61	-2919.04	1237.92
919	495	DX187	SLE_NL	Min	24883.70	6964.67	2780.44	2850.68	1237.92
920	496	DX187	SLU_ENV_NL	Max	154098.37	45041.24	1080.95	1141.43	6965.14
920	496	DX174	SLU_ENV_NL	Max	118785.15	37514.95	2040.63	14366.16	6965.14
920	496	DX175	SLU_ENV_NL	Max	-2908.06	2208.84	3987.57	14366.16	502.57
920	496	DX188	SLU_ENV_NL	Max	-5764.30	-1119.97	-39.93	1141.43	502.57
920	496	DX187	SLU_ENV_NL	Min	331.76	-175.75	-3640.96	-18121.45	-528.64
920	496	DX174	SLU_ENV_NL	Min	6612.72	4316.45	-377.62	-1262.21	-528.64
920	496	DX175	SLU_ENV_NL	Min	-94241.36	-29735.32	-1498.50	-1262.21	-6972.69
920	496	DX188	SLU_ENV_NL	Min	-118432.60	-39527.48	-1694.01	-18121.45	-6972.69
920	496	DX187	SLE_NL	Max	245.50	-130.05	799.90	844.66	-391.19
920	496	DX174	SLE_NL	Max	4893.42	3194.17	-279.44	-934.03	-391.19
920	496	DX175	SLE_NL	Max	-2151.96	1634.54	-1108.89	-934.03	371.90



Autorità Portuale di Taranto
Interventi per il dragaggio di 2,3 M³ di sedimenti in area Molo Polisettoriale e per la realizzazione di un primo lotto della cassa di colmata funzionale all'ampliamento del V Sporgente del Porto di Taranto

Allegati alla relazione di calcolo strutturale allineamento "BC"

Data 05/2016
Rev. B
c.d.c.: C296A
514B



920	496	DX188	SLE_NL	Max	-4265.58	-828.78	-29.55	844.66	371.90
920	496	DX187	SLE_NL	Min	245.50	-130.05	799.90	844.66	-391.19
920	496	DX174	SLE_NL	Min	4893.42	3194.17	-279.44	-934.03	-391.19
920	496	DX175	SLE_NL	Min	-2151.96	1634.54	-1108.89	-934.03	371.90
920	496	DX188	SLE_NL	Min	-4265.58	-828.78	-29.55	844.66	371.90
921	497	DX190	SLU_ENV_NL	Max	-5764.01	-1119.90	1706.65	18097.43	502.57
921	497	DX177	SLU_ENV_NL	Max	-2907.80	2208.92	1498.39	1262.18	502.57
921	497	DX178	SLU_ENV_NL	Max	118561.64	37449.11	377.53	1262.18	6955.09
921	497	DX191	SLU_ENV_NL	Max	153781.64	44955.55	3632.55	18097.43	6955.09
921	497	DX190	SLU_ENV_NL	Min	-118693.69	-39576.30	39.97	-1141.40	-6962.70
921	497	DX177	SLU_ENV_NL	Min	-94462.36	-29785.71	-3943.52	-14342.68	-6962.70
921	497	DX178	SLU_ENV_NL	Min	6612.81	4316.56	-2017.62	-14342.68	-528.64
921	497	DX191	SLU_ENV_NL	Min	332.16	-175.59	-1080.88	-1141.40	-528.64
921	497	DX190	SLE_NL	Max	-4265.37	-828.73	29.58	-844.64	371.90
921	497	DX177	SLE_NL	Max	-2151.77	1634.60	1108.81	934.01	371.90
921	497	DX178	SLE_NL	Max	4893.48	3194.25	279.37	934.01	-391.19
921	497	DX191	SLE_NL	Max	245.80	-129.93	-799.85	-844.64	-391.19
921	497	DX190	SLE_NL	Min	-4265.37	-828.73	29.58	-844.64	371.90
921	497	DX177	SLE_NL	Min	-2151.77	1634.60	1108.81	934.01	371.90
921	497	DX178	SLE_NL	Min	4893.48	3194.25	279.37	934.01	-391.19
921	497	DX191	SLE_NL	Min	245.80	-129.93	-799.85	-844.64	-391.19
922	498	DX191	SLU_ENV_NL	Max	190394.45	55485.45	-3757.43	-3852.27	9428.14
922	498	DX178	SLU_ENV_NL	Max	139866.54	44294.53	12715.31	20128.23	9428.14
922	498	DX179	SLU_ENV_NL	Max	26364.20	7384.94	17502.61	20128.23	-1672.18
922	498	DX192	SLU_ENV_NL	Max	35370.46	5760.18	599.57	-3852.27	-1672.18
922	498	DX191	SLU_ENV_NL	Min	33626.94	9411.84	-9738.40	-23823.96	1672.86
922	498	DX178	SLU_ENV_NL	Min	16163.12	7582.65	2900.90	3944.65	1672.86
922	498	DX179	SLU_ENV_NL	Min	-63038.02	-28611.94	7257.91	3944.65	-9428.23
922	498	DX192	SLU_ENV_NL	Min	-84557.49	-39831.04	-4951.10	-23823.96	-9428.23
922	498	DX191	SLE_NL	Max	24883.94	6964.76	-2780.50	-2850.68	1237.92
922	498	DX178	SLE_NL	Max	11960.71	5611.16	2146.67	2919.04	1237.92
922	498	DX179	SLE_NL	Max	19509.51	5464.85	5370.85	2919.04	-1237.41
922	498	DX192	SLE_NL	Max	26174.14	4262.54	443.69	-2850.68	-1237.41
922	498	DX191	SLE_NL	Min	24883.94	6964.76	-2780.50	-2850.68	1237.92
922	498	DX178	SLE_NL	Min	11960.71	5611.16	2146.67	2919.04	1237.92
922	498	DX179	SLE_NL	Min	19509.51	5464.85	5370.85	2919.04	-1237.41
922	498	DX192	SLE_NL	Min	26174.14	4262.54	443.69	-2850.68	-1237.41
923	499	DX173	SLU_ENV_NL	Max	29919.45	7282.45	-7129.89	32548.76	-1955.20
923	499	DX160	SLU_ENV_NL	Max	22159.15	14261.91	-3337.55	-4707.45	-1955.20
923	499	DX161	SLU_ENV_NL	Max	31494.02	17288.54	5202.90	-4707.45	13632.44
923	499	DX174	SLU_ENV_NL	Max	109529.43	24712.54	-3207.61	32548.76	13632.44
923	499	DX173	SLU_ENV_NL	Min	-32821.50	-10527.39	-19233.65	4356.15	-13690.32
923	499	DX160	SLU_ENV_NL	Min	-8605.34	12367.18	-4534.75	-31137.70	-13690.32
923	499	DX161	SLU_ENV_NL	Min	-3692.74	1653.70	584.73	-31137.70	1933.26
923	499	DX174	SLU_ENV_NL	Min	10348.54	155.75	-9495.99	4356.15	1933.26
923	499	DX173	SLE_NL	Max	22140.39	5389.01	-5276.12	3223.55	-1446.85
923	499	DX160	SLE_NL	Max	16397.77	9151.71	-2469.78	-3483.51	-1446.85
923	499	DX161	SLE_NL	Max	-2732.63	1223.74	432.70	-3483.51	1430.61
923	499	DX174	SLE_NL	Max	7657.92	115.26	-2373.63	3223.55	1430.61
923	499	DX173	SLE_NL	Min	22140.39	5389.01	-5276.12	3223.55	-1446.85
923	499	DX160	SLE_NL	Min	16397.77	9151.71	-2469.78	-3483.51	-1446.85
923	499	DX161	SLE_NL	Min	-2732.63	1223.74	432.70	-3483.51	1430.61
923	499	DX174	SLE_NL	Min	7657.92	115.26	-2373.63	3223.55	1430.61
924	500	DX174	SLU_ENV_NL	Max	94534.64	20818.66	966.02	2230.75	10539.77
924	500	DX161	SLU_ENV_NL	Max	44430.94	20565.06	-881.11	23731.69	10539.77
924	500	DX162	SLU_ENV_NL	Max	-10971.09	-77.84	697.52	23731.69	993.25
924	500	DX175	SLU_ENV_NL	Max	-6303.97	-4184.69	3168.05	2230.75	993.25
924	500	DX174	SLU_ENV_NL	Min	6684.60	-370.13	-1821.25	-25606.97	-1011.76
924	500	DX161	SLU_ENV_NL	Min	3447.31	3222.41	-3097.51	-2442.71	-1011.76
924	500	DX162	SLU_ENV_NL	Min	-29432.08	-2223.42	-895.48	-2442.71	-10627.50
924	500	DX175	SLU_ENV_NL	Min	-74075.26	-26653.71	-242.63	-25606.97	-10627.50
924	500	DX174	SLE_NL	Max	4946.60	-273.89	-1347.73	1650.75	-748.70
924	500	DX161	SLE_NL	Max	2551.01	2384.58	-652.02	-1807.61	-748.70
924	500	DX162	SLE_NL	Max	-8118.61	-1645.33	516.16	-1807.61	735.00
924	500	DX175	SLE_NL	Max	-4664.93	-3096.67	-179.54	1650.75	735.00
924	500	DX174	SLE_NL	Min	4946.60	-273.89	-1347.73	1650.75	-748.70
924	500	DX161	SLE_NL	Min	2551.01	2384.58	-652.02	-1807.61	-748.70
924	500	DX162	SLE_NL	Min	-8118.61	-1645.33	516.16	-1807.61	735.00
924	500	DX175	SLE_NL	Min	-4664.93	-3096.67	-179.54	1650.75	735.00
925	501	DX177	SLU_ENV_NL	Max	-6303.61	-4184.58	242.53	25601.27	993.24
925	501	DX164	SLU_ENV_NL	Max	-10970.50	-171.22	915.65	2442.64	993.24
925	501	DX165	SLU_ENV_NL	Max	44320.50	20503.33	3086.63	2442.64	10537.57
925	501	DX178	SLU_ENV_NL	Max	94335.99	20791.56	1821.14	25601.27	10537.57
925	501	DX177	SLU_ENV_NL	Min	-74310.42	-26707.17	-3118.15	-2230.68	-10625.05
925	501	DX164	SLU_ENV_NL	Min	-29589.24	-2223.24	-697.53	-23725.39	-10625.05
925	501	DX165	SLU_ENV_NL	Min	3447.33	3222.39	881.09	-23725.39	-1011.75
925	501	DX178	SLU_ENV_NL	Min	6684.56	-370.18	-947.18	-2230.68	-1011.75
925	501	DX177	SLE_NL	Max	-4664.67	-3096.59	179.47	-1650.71	735.00
925	501	DX164	SLE_NL	Max	-8118.17	-1645.20	-516.17	1807.55	735.00
925	501	DX165	SLE_NL	Max	2551.03	2384.57	652.01	1807.55	-748.70
925	501	DX178	SLE_NL	Max	4946.57	-273.94	1347.65	-1650.71	-748.70



Autorità Portuale di Taranto
Interventi per il dragaggio di 2,3 M³ di sedimenti in area Molo Polisettoriale e per la realizzazione di un primo lotto della cassa di colmata funzionale all'ampliamento del V Sporgente del Porto di Taranto

Allegati alla relazione di calcolo strutturale allineamento "BC"

Data 05/2016
Rev. B
c.d.c.: C296A
514B



925	501	DX177	SLE_NL	Min	-4664.67	-3096.59	179.47	-1650.71	735.00
925	501	DX164	SLE_NL	Min	-8118.17	-1645.20	-516.17	1807.55	735.00
925	501	DX165	SLE_NL	Min	2551.03	2384.57	652.01	1807.55	-748.70
925	501	DX178	SLE_NL	Min	4946.57	-273.94	1347.65	-1650.71	-748.70
926	502	DX178	SLU_ENV_NL	Max	109313.49	24679.84	9496.02	-4356.16	13632.88
926	502	DX165	SLU_ENV_NL	Max	31301.73	17202.67	-584.86	31139.12	13632.88
926	502	DX166	SLU_ENV_NL	Max	22158.81	14203.21	4527.52	31139.12	-1955.21
926	502	DX179	SLU_ENV_NL	Max	29919.72	7282.54	19216.66	-4356.16	-1955.21
926	502	DX178	SLU_ENV_NL	Min	10348.83	155.80	3207.60	-32548.58	1933.27
926	502	DX165	SLU_ENV_NL	Min	-3692.96	1653.60	-5193.12	4707.46	1933.27
926	502	DX166	SLU_ENV_NL	Min	-8681.94	12367.12	3337.59	4707.46	-13690.41
926	502	DX179	SLU_ENV_NL	Min	-32946.69	-10536.30	7130.05	-32548.58	-13690.41
926	502	DX178	SLE_NL	Max	7658.13	115.29	2373.63	-3223.56	1430.62
926	502	DX165	SLE_NL	Max	-2732.79	1223.66	-432.79	3483.52	1430.62
926	502	DX166	SLE_NL	Max	16397.52	9151.67	2469.82	3483.52	-1446.85
926	502	DX179	SLE_NL	Max	22140.59	5389.08	5276.24	-3223.56	-1446.85
926	502	DX178	SLE_NL	Min	7658.13	115.29	2373.63	-3223.56	1430.62
926	502	DX165	SLE_NL	Min	-2732.79	1223.66	-432.79	3483.52	1430.62
926	502	DX166	SLE_NL	Min	16397.52	9151.67	2469.82	3483.52	-1446.85
926	502	DX179	SLE_NL	Min	22140.59	5389.08	5276.24	-3223.56	-1446.85
927	503	DX160	SLU_ENV_NL	Max	24422.82	10877.46	-414.32	6047.40	2955.91
927	503	DX147	SLU_ENV_NL	Max	32165.98	8242.65	2447.83	6575.37	2955.91
927	503	DX148	SLU_ENV_NL	Max	-4453.92	-1555.58	1386.39	6575.37	2676.09
927	503	DX161	SLU_ENV_NL	Max	12013.69	6127.79	-1837.05	6047.40	2676.09
927	503	DX160	SLU_ENV_NL	Min	8245.71	7709.36	-951.04	-7156.88	-2647.49
927	503	DX147	SLU_ENV_NL	Min	29158.70	6814.36	702.38	-6361.31	-2647.49
927	503	DX148	SLU_ENV_NL	Min	-5425.32	-2957.61	-720.35	-6361.31	-2935.49
927	503	DX161	SLU_ENV_NL	Min	-4622.07	-1915.57	-2012.47	-7156.88	-2935.49
927	503	DX160	SLE_NL	Max	18072.88	8049.32	-703.77	-5296.09	2187.37
927	503	DX147	SLE_NL	Max	21577.43	5042.63	1811.39	4865.77	2187.37
927	503	DX148	SLE_NL	Max	-3295.90	-2188.63	1025.93	4865.77	-2172.27
927	503	DX161	SLE_NL	Max	-3420.33	-1417.52	-1489.23	-5296.09	-2172.27
927	503	DX160	SLE_NL	Min	18072.88	8049.32	-703.77	-5296.09	2187.37
927	503	DX147	SLE_NL	Min	21577.43	5042.63	1811.39	4865.77	2187.37
927	503	DX148	SLE_NL	Min	-3295.90	-2188.63	1025.93	4865.77	-2172.27
927	503	DX161	SLE_NL	Min	-3420.33	-1417.52	-1489.23	-5296.09	-2172.27
928	504	DX161	SLU_ENV_NL	Max	23038.98	7841.85	-157.59	-8650.73	9243.78
928	504	DX148	SLU_ENV_NL	Max	-1596.92	-86.93	410.78	21400.22	9243.78
928	504	DX149	SLU_ENV_NL	Max	-2339.63	1705.77	3593.32	21400.22	-3689.22
928	504	DX162	SLU_ENV_NL	Max	-11573.73	-6214.87	1050.59	-8650.73	-3689.22
928	504	DX161	SLU_ENV_NL	Min	-789.30	-2363.50	-2131.95	-21692.23	3655.56
928	504	DX148	SLU_ENV_NL	Min	-5841.61	-502.74	-317.13	8469.18	3655.56
928	504	DX149	SLU_ENV_NL	Min	-10374.20	-996.57	34.27	8469.18	-9243.75
928	504	DX162	SLU_ENV_NL	Min	-11927.66	-7552.67	193.81	-21692.23	-9243.75
928	504	DX161	SLE_NL	Max	-584.08	-1748.99	-116.62	-6401.54	2705.12
928	504	DX148	SLE_NL	Max	-1181.72	-372.03	-234.67	6267.20	2705.12
928	504	DX149	SLE_NL	Max	-7676.91	-737.47	25.36	6267.20	-2730.03
928	504	DX162	SLE_NL	Max	-8564.56	-5588.98	143.42	-6401.54	-2730.03
928	504	DX161	SLE_NL	Min	-584.08	-1748.99	-116.62	-6401.54	2705.12
928	504	DX148	SLE_NL	Min	-1181.72	-372.03	-234.67	6267.20	2705.12
928	504	DX149	SLE_NL	Min	-7676.91	-737.47	25.36	6267.20	-2730.03
928	504	DX162	SLE_NL	Min	-8564.56	-5588.98	143.42	-6401.54	-2730.03
929	505	DX164	SLU_ENV_NL	Max	-11573.08	-6276.69	-193.89	21660.22	-3689.27
929	505	DX151	SLU_ENV_NL	Max	-2696.11	1589.74	-34.30	-8469.10	-3689.27
929	505	DX152	SLU_ENV_NL	Max	-1597.33	-148.55	317.23	-8469.10	9229.97
929	505	DX165	SLU_ENV_NL	Max	22940.08	7812.43	2158.64	21660.22	9229.97
929	505	DX164	SLU_ENV_NL	Min	-12121.42	-7552.45	-1066.76	8650.63	-9229.60
929	505	DX151	SLU_ENV_NL	Min	-10373.86	-996.45	-3625.49	-21366.07	-9229.60
929	505	DX152	SLU_ENV_NL	Min	-6062.97	-502.89	-400.09	-21366.07	3655.61
929	505	DX165	SLU_ENV_NL	Min	-789.17	-2363.43	157.64	8650.63	3655.61
929	505	DX164	SLE_NL	Max	-8564.08	-5588.81	-143.48	6401.47	-2730.06
929	505	DX151	SLE_NL	Max	-7676.66	-737.37	-25.38	-6267.13	-2730.06
929	505	DX152	SLE_NL	Max	-1182.03	-372.14	234.75	-6267.13	2705.15
929	505	DX165	SLE_NL	Max	-583.99	-1748.94	116.66	6401.47	2705.15
929	505	DX164	SLE_NL	Min	-8564.08	-5588.81	-143.48	6401.47	-2730.06
929	505	DX151	SLE_NL	Min	-7676.66	-737.37	-25.38	-6267.13	-2730.06
929	505	DX152	SLE_NL	Min	-1182.03	-372.14	234.75	-6267.13	2705.15
929	505	DX165	SLE_NL	Min	-583.99	-1748.94	116.66	6401.47	2705.15
930	506	DX165	SLU_ENV_NL	Max	11774.61	6050.03	2012.52	7156.77	2689.30
930	506	DX152	SLU_ENV_NL	Max	-4453.68	-1604.14	747.80	6394.09	2689.30
930	506	DX153	SLU_ENV_NL	Max	32148.18	8244.92	-686.14	6394.09	2955.87
930	506	DX166	SLU_ENV_NL	Max	24422.45	10877.31	950.90	7156.77	2955.87
930	506	DX165	SLU_ENV_NL	Min	-4622.38	-1915.64	1845.50	-6076.92	-2935.45
930	506	DX152	SLU_ENV_NL	Min	-5624.12	-2957.56	-1386.27	-6575.26	-2935.45
930	506	DX153	SLU_ENV_NL	Min	29159.00	6814.40	-2447.89	-6575.26	-2661.01
930	506	DX166	SLU_ENV_NL	Min	8177.54	7665.01	411.55	-6076.92	-2661.01
930	506	DX165	SLE_NL	Max	-3420.56	-1417.57	1489.26	5296.01	-2172.23
930	506	DX152	SLE_NL	Max	-3295.72	-2188.59	-1025.84	-4865.69	-2172.23
930	506	DX153	SLE_NL	Max	21577.66	5042.66	-1811.44	-4865.69	2187.34
930	506	DX166	SLE_NL	Max	18072.61	8049.21	703.66	5296.01	2187.34
930	506	DX165	SLE_NL	Min	-3420.56	-1417.57	1489.26	5296.01	-2172.23



Autorità Portuale di Taranto
Interventi per il dragaggio di 2,3 M m³ di sedimenti in area Molo Polisettoriale e per la realizzazione di un primo lotto della cassa di colmata funzionale all'ampliamento del V Sporgente del Porto di Taranto

Allegati alla relazione di calcolo strutturale allineamento "BC"

Data 05/2016
Rev. B
c.d.c.: C296A
514B



930	506	DX152	SLE_NL	Min	-3295.72	-2188.59	-1025.84	-4865.69	-2172.23
930	506	DX153	SLE_NL	Min	21577.66	5042.66	-1811.44	-4865.69	2187.34
930	506	DX166	SLE_NL	Min	18072.61	8049.21	703.66	5296.01	2187.34
931	507	DX147	SLU_ENV_NL	Max	39912.04	10968.46	1569.12	4778.22	397.73
931	507	DX134	SLU_ENV_NL	Max	44283.82	13336.60	276.20	669.91	397.73
931	507	DX135	SLU_ENV_NL	Max	-2908.67	1041.87	2113.89	669.91	2312.61
931	507	DX148	SLU_ENV_NL	Max	248.14	851.72	1952.59	4778.22	2312.61
931	507	DX147	SLU_ENV_NL	Min	26100.78	8485.55	-1734.45	-1187.89	-2309.04
931	507	DX134	SLU_ENV_NL	Min	27050.92	8687.84	-266.58	-5994.34	-2309.04
931	507	DX135	SLU_ENV_NL	Min	-32954.74	-9927.36	659.67	-5994.34	-399.30
931	507	DX148	SLU_ENV_NL	Min	-13886.75	-6665.96	646.02	-1187.89	-399.30
931	507	DX147	SLE_NL	Max	19314.58	6279.31	1161.15	-879.04	294.32
931	507	DX134	SLE_NL	Max	20017.68	6429.00	204.39	495.73	294.32
931	507	DX135	SLE_NL	Max	-2152.42	770.99	488.15	495.73	-295.48
931	507	DX148	SLE_NL	Max	183.63	630.28	1444.91	-879.04	-295.48
931	507	DX147	SLE_NL	Min	19314.58	6279.31	1161.15	-879.04	294.32
931	507	DX134	SLE_NL	Min	20017.68	6429.00	204.39	495.73	294.32
931	507	DX135	SLE_NL	Min	-2152.42	770.99	488.15	495.73	-295.48
931	507	DX148	SLE_NL	Min	183.63	630.28	1444.91	-879.04	-295.48
932	508	DX148	SLU_ENV_NL	Max	-7564.32	-1900.46	2193.46	-2867.77	4006.93
932	508	DX135	SLU_ENV_NL	Max	-3281.06	1338.60	2275.54	9826.88	4006.93
932	508	DX136	SLU_ENV_NL	Max	23803.23	8838.42	1286.63	9826.88	-1254.90
932	508	DX149	SLU_ENV_NL	Max	13544.21	1073.41	2439.03	-2867.77	-1254.90
932	508	DX148	SLU_ENV_NL	Min	-25018.34	-10430.87	312.30	-8929.93	1222.93
932	508	DX135	SLU_ENV_NL	Min	-34280.11	-9899.55	1041.07	2907.80	1222.93
932	508	DX136	SLU_ENV_NL	Min	-1073.28	1646.95	1240.37	2907.80	-4040.11
932	508	DX149	SLU_ENV_NL	Min	-5459.18	-3106.83	-722.88	-8929.93	-4040.11
932	508	DX148	SLE_NL	Max	-5597.60	-1406.34	231.10	-2122.15	904.97
932	508	DX135	SLE_NL	Max	-2427.98	990.56	1683.90	2151.77	904.97
932	508	DX136	SLE_NL	Max	-794.22	1218.75	917.87	2151.77	-928.63
932	508	DX149	SLE_NL	Max	-4039.80	-2299.05	-534.93	-2122.15	-928.63
932	508	DX148	SLE_NL	Min	-5597.60	-1406.34	231.10	-2122.15	904.97
932	508	DX135	SLE_NL	Min	-2427.98	990.56	1683.90	2151.77	904.97
932	508	DX136	SLE_NL	Min	-794.22	1218.75	917.87	2151.77	-928.63
932	508	DX149	SLE_NL	Min	-4039.80	-2299.05	-534.93	-2122.15	-928.63
933	509	DX151	SLU_ENV_NL	Max	13164.52	979.93	722.99	8905.68	-1254.95
933	509	DX138	SLU_ENV_NL	Max	23303.52	8670.39	-1240.30	-2907.85	-1254.95
933	509	DX139	SLU_ENV_NL	Max	-3280.99	1338.63	-1020.40	-2907.85	3996.09
933	509	DX152	SLU_ENV_NL	Max	-7564.56	-1900.49	-312.34	8905.68	3996.09
933	509	DX151	SLU_ENV_NL	Min	-5459.01	-3106.80	-2464.31	2867.82	-4028.74
933	509	DX138	SLU_ENV_NL	Min	-1072.57	1647.14	-1296.41	-9798.91	-4028.74
933	509	DX139	SLU_ENV_NL	Min	-34572.49	-10008.72	-2275.63	-9798.91	1222.98
933	509	DX152	SLU_ENV_NL	Min	-25206.26	-10480.96	-2188.31	2867.82	1222.98
933	509	DX151	SLE_NL	Max	-4039.67	-2299.03	535.01	2122.18	-928.66
933	509	DX138	SLE_NL	Max	-793.70	1218.89	-917.82	-2151.81	-928.66
933	509	DX139	SLE_NL	Max	-2427.93	990.59	-1683.96	-2151.81	905.01
933	509	DX152	SLE_NL	Max	-5597.78	-1406.36	-231.13	2122.18	905.01
933	509	DX151	SLE_NL	Min	-4039.67	-2299.03	535.01	2122.18	-928.66
933	509	DX138	SLE_NL	Min	-793.70	1218.89	-917.82	-2151.81	-928.66
933	509	DX139	SLE_NL	Min	-2427.93	990.59	-1683.96	-2151.81	905.01
933	509	DX152	SLE_NL	Min	-5597.78	-1406.36	-231.13	2122.18	905.01
934	510	DX152	SLU_ENV_NL	Max	248.34	851.83	-625.60	1187.86	2324.14
934	510	DX139	SLU_ENV_NL	Max	-2909.09	1041.75	-659.75	6023.53	2324.14
934	510	DX140	SLU_ENV_NL	Max	44307.11	13338.36	274.56	6023.53	397.72
934	510	DX153	SLU_ENV_NL	Max	39925.08	10977.58	1756.18	1187.86	397.72
934	510	DX152	SLU_ENV_NL	Min	-14120.47	-6734.94	-1952.65	-4802.47	-399.29
934	510	DX139	SLU_ENV_NL	Min	-33216.62	-10022.24	-2107.22	-669.87	-399.29
934	510	DX140	SLU_ENV_NL	Min	27050.72	8687.81	-276.10	-669.87	-2320.43
934	510	DX153	SLU_ENV_NL	Min	26101.20	8485.73	-1569.00	-4802.47	-2320.43
934	510	DX152	SLE_NL	Max	183.77	630.36	-1444.96	879.01	-295.47
934	510	DX139	SLE_NL	Max	-2152.72	770.90	-488.21	-495.71	-295.47
934	510	DX140	SLE_NL	Max	20017.53	6428.98	-204.31	-495.71	294.31
934	510	DX153	SLE_NL	Max	19314.89	6279.44	-1161.06	879.01	294.31
934	510	DX152	SLE_NL	Min	183.77	630.36	-1444.96	879.01	-295.47
934	510	DX139	SLE_NL	Min	-2152.72	770.90	-488.21	-495.71	-295.47
934	510	DX140	SLE_NL	Min	20017.53	6428.98	-204.31	-495.71	294.31
934	510	DX153	SLE_NL	Min	19314.89	6279.44	-1161.06	879.01	294.31
935	511	DX134	SLU_ENV_NL	Max	47847.21	13727.15	455.38	-510.83	507.60
935	511	DX121	SLU_ENV_NL	Max	49846.52	15536.00	1023.14	888.35	507.60
935	511	DX122	SLU_ENV_NL	Max	-6374.08	-2503.96	1120.00	888.35	134.47
935	511	DX135	SLU_ENV_NL	Max	-3198.75	-2620.99	1127.02	-510.83	134.47
935	511	DX134	SLU_ENV_NL	Min	25800.92	7217.14	33.57	-1481.02	-143.46
935	511	DX121	SLU_ENV_NL	Min	28486.47	7424.82	-345.58	-1158.67	-143.46
935	511	DX122	SLU_ENV_NL	Min	-45073.59	-11885.59	747.87	-1158.67	-508.90
935	511	DX135	SLU_ENV_NL	Min	-37120.38	-12325.42	552.24	-1481.02	-508.90
935	511	DX134	SLE_NL	Max	19092.68	5340.69	336.98	-1095.96	375.63
935	511	DX121	SLE_NL	Max	21079.99	5494.36	757.12	657.38	375.63
935	511	DX122	SLE_NL	Max	-4716.82	-1852.93	828.80	657.38	-376.59
935	511	DX135	SLE_NL	Max	-2367.08	-1939.54	408.65	-1095.96	-376.59
935	511	DX134	SLE_NL	Min	19092.68	5340.69	336.98	-1095.96	375.63
935	511	DX121	SLE_NL	Min	21079.99	5494.36	757.12	657.38	375.63



Autorità Portuale di Taranto
Interventi per il dragaggio di 2,3 M m³ di sedimenti in area Molo Polisettoriale e per la realizzazione di un primo lotto della cassa di colmata funzionale all'ampliamento del V Sporgente del Porto di Taranto

Allegati alla relazione di calcolo strutturale allineamento "BC"

Data 05/2016
Rev. B
c.d.c.: C296A
514B



935	511	DX122	SLE_NL	Min	-4716.82	-1852.93	828.80	657.38	-376.59
935	511	DX135	SLE_NL	Min	-2367.08	-1939.54	408.65	-1095.96	-376.59
936	512	DX135	SLU_ENV_NL	Max	-8352.28	-4689.85	1994.33	-3678.20	2469.37
936	512	DX122	SLU_ENV_NL	Max	-6889.63	-2135.83	589.37	6533.39	2469.37
936	512	DX123	SLU_ENV_NL	Max	36288.62	14392.54	647.54	6533.39	-1636.99
936	512	DX136	SLU_ENV_NL	Max	31174.59	7201.85	1515.79	-3678.20	-1636.99
936	512	DX135	SLU_ENV_NL	Min	-43627.84	-14850.89	1457.62	-5075.85	1607.32
936	512	DX122	SLU_ENV_NL	Min	-45959.50	-11578.12	-169.53	3883.93	1607.32
936	512	DX123	SLU_ENV_NL	Min	5625.72	3548.27	-757.73	3883.93	-2511.22
936	512	DX136	SLU_ENV_NL	Min	1299.87	-1318.18	1406.13	-5075.85	-2511.22
936	512	DX135	SLE_NL	Max	-6180.69	-3470.49	1475.80	-2721.87	1189.41
936	512	DX122	SLE_NL	Max	-5098.32	-1580.51	-125.45	2874.11	1189.41
936	512	DX123	SLE_NL	Max	4163.03	2625.72	-560.72	2874.11	-1211.37
936	512	DX136	SLE_NL	Max	961.90	-975.45	1040.53	-2721.87	-1211.37
936	512	DX135	SLE_NL	Min	-6180.69	-3470.49	1475.80	-2721.87	1189.41
936	512	DX122	SLE_NL	Min	-5098.32	-1580.51	-125.45	2874.11	1189.41
936	512	DX123	SLE_NL	Min	4163.03	2625.72	-560.72	2874.11	-1211.37
936	512	DX136	SLE_NL	Min	961.90	-975.45	1040.53	-2721.87	-1211.37
937	513	DX138	SLU_ENV_NL	Max	30658.51	7066.87	-1406.23	5052.28	-1637.04
937	513	DX125	SLU_ENV_NL	Max	35650.40	14182.38	757.66	-3883.96	-1637.04
937	513	DX126	SLU_ENV_NL	Max	-6890.29	-2136.06	169.64	-3883.96	2458.45
937	513	DX139	SLU_ENV_NL	Max	-8352.19	-4689.84	-1438.28	5052.28	2458.45
937	513	DX138	SLU_ENV_NL	Min	1300.56	-1317.95	-1524.88	3678.22	-2499.77
937	513	DX125	SLU_ENV_NL	Min	5625.89	3548.34	-669.60	-6504.54	-2499.77
937	513	DX126	SLU_ENV_NL	Min	-46298.29	-11687.42	-583.00	-6504.54	1607.36
937	513	DX139	SLU_ENV_NL	Min	-43876.67	-14902.49	-1994.25	3678.22	1607.36
937	513	DX138	SLE_NL	Max	962.41	-975.29	-1040.61	2721.88	-1211.41
937	513	DX125	SLE_NL	Max	4163.16	2625.77	560.67	-2874.13	-1211.41
937	513	DX126	SLE_NL	Max	-5098.82	-1580.68	125.53	-2874.13	1189.45
937	513	DX139	SLE_NL	Max	-6180.62	-3470.48	-1475.75	2721.88	1189.45
937	513	DX138	SLE_NL	Min	962.41	-975.29	-1040.61	2721.88	-1211.41
937	513	DX125	SLE_NL	Min	4163.16	2625.77	560.67	-2874.13	-1211.41
937	513	DX126	SLE_NL	Min	-5098.82	-1580.68	125.53	-2874.13	1189.45
937	513	DX139	SLE_NL	Min	-6180.62	-3470.48	-1475.75	2721.88	1189.45
938	514	DX139	SLU_ENV_NL	Max	-3199.23	-2621.16	-552.14	1480.95	147.30
938	514	DX126	SLU_ENV_NL	Max	-6374.08	-2503.99	-730.23	1191.67	147.30
938	514	DX127	SLU_ENV_NL	Max	49903.76	15550.65	365.43	1191.67	507.57
938	514	DX140	SLU_ENV_NL	Max	47905.36	13750.32	-24.39	1480.95	507.57
938	514	DX139	SLU_ENV_NL	Min	-37402.34	-12392.43	-1120.05	484.34	-508.87
938	514	DX126	SLU_ENV_NL	Min	-45378.58	-11979.27	-1119.89	-888.27	-508.87
938	514	DX127	SLU_ENV_NL	Min	28487.00	7424.94	-1023.21	-888.27	-156.16
938	514	DX140	SLU_ENV_NL	Min	25800.77	7217.07	-455.46	484.34	-156.16
938	514	DX139	SLE_NL	Max	-2367.43	-1939.66	-408.58	1095.90	-376.56
938	514	DX126	SLE_NL	Max	-4716.82	-1852.96	-828.72	-657.32	-376.56
938	514	DX127	SLE_NL	Max	21080.38	5494.46	-757.18	-657.32	375.60
938	514	DX140	SLE_NL	Max	19092.57	5340.63	-337.04	1095.90	375.60
938	514	DX139	SLE_NL	Min	-2367.43	-1939.66	-408.58	1095.90	-376.56
938	514	DX126	SLE_NL	Min	-4716.82	-1852.96	-828.72	-657.32	-376.56
938	514	DX127	SLE_NL	Min	21080.38	5494.46	-757.18	-657.32	375.60
938	514	DX140	SLE_NL	Min	19092.57	5340.63	-337.04	1095.90	375.60
939	515	DX121	SLU_ENV_NL	Max	48635.82	13423.12	881.43	-620.59	873.52
939	515	DX108	SLU_ENV_NL	Max	46229.63	14942.12	80.97	1167.62	873.52
939	515	DX109	SLU_ENV_NL	Max	-9621.68	-1464.85	1436.03	1167.62	-115.79
939	515	DX122	SLU_ENV_NL	Max	-5359.96	-609.59	1199.98	-620.59	-115.79
939	515	DX121	SLU_ENV_NL	Min	28744.83	9772.06	-716.34	-2940.31	120.18
939	515	DX108	SLU_ENV_NL	Min	30746.80	9529.28	41.04	-70.58	120.18
939	515	DX109	SLU_ENV_NL	Min	-50399.53	-13718.40	359.59	-70.58	-888.86
939	515	DX122	SLU_ENV_NL	Min	-45741.37	-16034.31	638.72	-2940.31	-888.86
939	515	DX121	SLE_NL	Max	21271.17	7231.32	652.26	-459.23	88.93
939	515	DX108	SLE_NL	Max	22752.63	7051.67	30.37	-52.23	88.93
939	515	DX109	SLE_NL	Max	-7120.05	-1083.99	266.09	-52.23	-85.68
939	515	DX122	SLE_NL	Max	-3966.37	-451.10	887.98	-459.23	-85.68
939	515	DX121	SLE_NL	Min	21271.17	7231.32	652.26	-459.23	88.93
939	515	DX108	SLE_NL	Min	22752.63	7051.67	30.37	-52.23	88.93
939	515	DX109	SLE_NL	Min	-7120.05	-1083.99	266.09	-52.23	-85.68
939	515	DX122	SLE_NL	Min	-3966.37	-451.10	887.98	-459.23	-85.68
940	516	DX122	SLU_ENV_NL	Max	-11061.42	-2787.39	964.13	-2176.04	1783.90
940	516	DX109	SLU_ENV_NL	Max	-10887.49	-1377.24	1873.93	4387.69	1783.90
940	516	DX110	SLU_ENV_NL	Max	41845.15	15077.83	1426.29	4387.69	-1323.39
940	516	DX123	SLU_ENV_NL	Max	38760.93	7920.76	674.48	-2176.04	-1323.39
940	516	DX122	SLU_ENV_NL	Min	-52474.46	-18581.86	-253.55	-3979.57	1272.74
940	516	DX109	SLU_ENV_NL	Min	-50008.29	-13073.41	1145.53	3875.25	1272.74
940	516	DX110	SLU_ENV_NL	Min	13103.99	5353.85	855.88	3875.25	-1805.82
940	516	DX123	SLU_ENV_NL	Min	8922.71	1283.83	-701.20	-3979.57	-1805.82
940	516	DX122	SLE_NL	Max	-8185.45	-2062.67	-187.63	-2944.88	1320.09
940	516	DX109	SLE_NL	Max	-8056.74	-1019.16	1386.71	3246.89	1320.09
940	516	DX110	SLE_NL	Max	9696.95	3961.85	1055.45	3246.89	-1336.31
940	516	DX123	SLE_NL	Max	6602.81	950.04	-518.88	-2944.88	-1336.31
940	516	DX122	SLE_NL	Min	-8185.45	-2062.67	-187.63	-2944.88	1320.09
940	516	DX109	SLE_NL	Min	-8056.74	-1019.16	1386.71	3246.89	1320.09
940	516	DX110	SLE_NL	Min	9696.95	3961.85	1055.45	3246.89	-1336.31



Autorità Portuale di Taranto
Interventi per il dragaggio di 2,3 M³ di sedimenti in area Molo Polisettoriale e per la realizzazione di un primo lotto della cassa di colmata funzionale all'ampliamento del V Sporgente del Porto di Taranto

Allegati alla relazione di calcolo strutturale allineamento "BC"

Data 05/2016
Rev. B
c.d.c.: C296A
514B

940	516	DX123	SLE_NL	Min	6602.81	950.04	-518.88	-2944.88	-1336.31
941	517	DX125	SLU_ENV_NL	Max	38107.90	7746.97	701.29	3979.61	-1312.28
941	517	DX112	SLU_ENV_NL	Max	41092.60	14829.97	-862.18	-3846.62	-1312.28
941	517	DX113	SLU_ENV_NL	Max	-10887.77	-1377.34	-1126.77	-3846.62	1783.97
941	517	DX126	SLU_ENV_NL	Max	-11062.02	-2787.55	253.50	3979.61	1783.97
941	517	DX125	SLU_ENV_NL	Min	8922.82	1283.85	-693.91	2153.98	-1805.88
941	517	DX112	SLU_ENV_NL	Min	13104.61	5354.02	-1426.18	-4387.75	-1805.88
941	517	DX113	SLU_ENV_NL	Min	-50406.00	-13216.33	-1873.97	-4387.75	1262.16
941	517	DX126	SLU_ENV_NL	Min	-52779.59	-18664.69	-958.51	2153.98	1262.16
941	517	DX125	SLE_NL	Max	6602.89	950.05	518.95	2944.91	-1336.35
941	517	DX112	SLE_NL	Max	9697.41	3961.97	-1055.38	-3246.93	-1336.35
941	517	DX113	SLE_NL	Max	-8056.95	-1019.23	-1386.74	-3246.93	1320.13
941	517	DX126	SLE_NL	Max	-8185.89	-2062.78	187.59	2944.91	1320.13
941	517	DX125	SLE_NL	Min	6602.89	950.05	518.95	2944.91	-1336.35
941	517	DX112	SLE_NL	Min	9697.41	3961.97	-1055.38	-3246.93	-1336.35
941	517	DX113	SLE_NL	Min	-8056.95	-1019.23	-1386.74	-3246.93	1320.13
941	517	DX126	SLE_NL	Min	-8185.89	-2062.78	187.59	2944.91	1320.13
942	518	DX126	SLU_ENV_NL	Max	-5360.03	-609.59	-620.33	2911.84	-115.75
942	518	DX113	SLU_ENV_NL	Max	-9622.08	-1465.00	-359.65	70.67	-115.75
942	518	DX114	SLU_ENV_NL	Max	46341.95	14968.19	-41.03	70.67	859.57
942	518	DX127	SLU_ENV_NL	Max	48729.99	13456.09	734.68	2911.84	859.57
942	518	DX126	SLU_ENV_NL	Min	-46079.19	-16132.65	-1200.00	620.51	-874.76
942	518	DX113	SLU_ENV_NL	Min	-50766.16	-13846.31	-1428.72	-1130.70	-874.76
942	518	DX114	SLU_ENV_NL	Min	30747.23	9529.42	-73.70	-1130.70	120.14
942	518	DX127	SLU_ENV_NL	Min	28745.47	9772.29	-881.38	620.51	120.14
942	518	DX126	SLE_NL	Max	-3966.42	-451.09	-888.00	459.18	-85.66
942	518	DX113	SLE_NL	Max	-7120.34	-1084.10	-266.14	52.30	-85.66
942	518	DX114	SLE_NL	Max	22752.95	7051.77	-30.36	52.30	88.91
942	518	DX127	SLE_NL	Max	21271.65	7231.49	-652.22	459.18	88.91
942	518	DX126	SLE_NL	Min	-3966.42	-451.09	-888.00	459.18	-85.66
942	518	DX113	SLE_NL	Min	-7120.34	-1084.10	-266.14	52.30	-85.66
942	518	DX114	SLE_NL	Min	22752.95	7051.77	-30.36	52.30	88.91
942	518	DX127	SLE_NL	Min	21271.65	7231.49	-652.22	459.18	88.91
943	519	DX108	SLU_ENV_NL	Max	43295.47	11861.85	245.46	664.36	951.44
943	519	DX95	SLU_ENV_NL	Max	41720.22	13604.60	266.17	1380.24	951.44
943	519	DX96	SLU_ENV_NL	Max	-18105.80	-6012.90	853.70	1380.24	476.72
943	519	DX109	SLU_ENV_NL	Max	-11252.22	-4456.61	1031.17	664.36	476.72
943	519	DX108	SLU_ENV_NL	Min	31340.55	9065.06	-49.61	-3098.28	-471.27
943	519	DX95	SLU_ENV_NL	Min	34224.52	9258.13	-83.83	-1545.32	-471.27
943	519	DX96	SLU_ENV_NL	Min	-50952.52	-13375.13	701.88	-1545.32	-969.93
943	519	DX109	SLU_ENV_NL	Min	-49150.58	-16255.49	537.92	-3098.28	-969.93
943	519	DX108	SLE_NL	Max	23192.01	6708.14	-36.71	491.63	-348.74
943	519	DX95	SLE_NL	Max	25326.15	6851.02	196.96	-1143.54	-348.74
943	519	DX96	SLE_NL	Max	-13398.29	-4449.55	631.74	-1143.54	352.78
943	519	DX109	SLE_NL	Max	-8326.65	-3297.89	398.06	491.63	352.78
943	519	DX108	SLE_NL	Min	23192.01	6708.14	-36.71	491.63	-348.74
943	519	DX95	SLE_NL	Min	25326.15	6851.02	196.96	-1143.54	-348.74
943	519	DX96	SLE_NL	Min	-13398.29	-4449.55	631.74	-1143.54	352.78
943	519	DX109	SLE_NL	Min	-8326.65	-3297.89	398.06	491.63	352.78
944	520	DX109	SLU_ENV_NL	Max	-17038.07	-6581.47	1691.16	-1215.42	2066.53
944	520	DX96	SLU_ENV_NL	Max	-19717.81	-6107.40	442.25	5195.26	2066.53
944	520	DX97	SLU_ENV_NL	Max	45410.73	17037.55	78.90	5195.26	-929.14
944	520	DX110	SLU_ENV_NL	Max	43006.04	10738.98	1426.88	-1215.42	-929.14
944	520	DX109	SLU_ENV_NL	Min	-53996.88	-18160.23	1271.81	-4480.08	882.73
944	520	DX96	SLU_ENV_NL	Min	-50722.67	-12855.33	-64.69	3007.87	882.73
944	520	DX97	SLU_ENV_NL	Min	22961.80	8175.11	-328.98	3007.87	-2084.39
944	520	DX110	SLU_ENV_NL	Min	17342.10	4183.18	908.46	-4480.08	-2084.39
944	520	DX109	SLE_NL	Max	-12608.17	-4870.29	1251.46	-3315.26	1529.23
944	520	DX96	SLE_NL	Max	-14591.18	-4519.48	-47.87	3844.49	1529.23
944	520	DX97	SLE_NL	Max	16991.73	6049.58	-243.44	3844.49	-1542.45
944	520	DX110	SLE_NL	Max	12833.15	3095.55	1055.89	-3315.26	-1542.45
944	520	DX109	SLE_NL	Min	-12608.17	-4870.29	1251.46	-3315.26	1529.23
944	520	DX96	SLE_NL	Min	-14591.18	-4519.48	-47.87	3844.49	1529.23
944	520	DX97	SLE_NL	Min	16991.73	6049.58	-243.44	3844.49	-1542.45
944	520	DX110	SLE_NL	Min	12833.15	3095.55	1055.89	-3315.26	-1542.45
945	521	DX112	SLU_ENV_NL	Max	42242.83	10535.50	-914.07	4480.13	-918.83
945	521	DX99	SLU_ENV_NL	Max	44546.16	16755.03	328.80	-2980.57	-918.83
945	521	DX100	SLU_ENV_NL	Max	-19718.72	-6107.62	64.70	-2980.57	2066.60
945	521	DX113	SLU_ENV_NL	Max	-17038.27	-6581.46	-1253.87	4480.13	2066.60
945	521	DX112	SLU_ENV_NL	Min	17342.69	4183.38	-1426.93	1195.89	-2084.46
945	521	DX99	SLU_ENV_NL	Min	22961.86	8175.14	-94.29	-5195.31	-2084.46
945	521	DX100	SLU_ENV_NL	Min	-51162.19	-13000.50	-434.09	-5195.31	873.00
945	521	DX113	SLU_ENV_NL	Min	-54351.83	-18240.51	-1691.03	1195.89	873.00
945	521	DX112	SLE_NL	Max	12833.59	3095.70	-1055.93	3315.30	-1542.50
945	521	DX99	SLE_NL	Max	16991.78	6049.60	243.31	-3844.53	-1542.50
945	521	DX100	SLE_NL	Max	-14591.86	-4519.64	47.88	-3844.53	1529.28
945	521	DX113	SLE_NL	Max	-12608.32	-4870.28	-1251.37	3315.30	1529.28
945	521	DX112	SLE_NL	Min	12833.59	3095.70	-1055.93	3315.30	-1542.50
945	521	DX99	SLE_NL	Min	16991.78	6049.60	243.31	-3844.53	-1542.50
945	521	DX100	SLE_NL	Min	-14591.86	-4519.64	47.88	-3844.53	1529.28
945	521	DX113	SLE_NL	Min	-12608.32	-4870.28	-1251.37	3315.30	1529.28



946	522	DX113	SLU_ENV_NL	Max	-11252.70	-4456.68	-537.93	3067.04	476.77
946	522	DX100	SLU_ENV_NL	Max	-18106.24	-6012.98	-685.04	1545.44	476.77
946	522	DX101	SLU_ENV_NL	Max	41892.91	13650.33	99.33	1545.44	935.87
946	522	DX114	SLU_ENV_NL	Max	43451.94	11918.21	49.55	3067.04	935.87
946	522	DX113	SLU_ENV_NL	Min	-49543.13	-16352.95	-1022.50	-664.46	-954.18
946	522	DX100	SLU_ENV_NL	Min	-51366.59	-13506.77	-853.55	-1338.45	-954.18
946	522	DX101	SLU_ENV_NL	Min	34225.40	9258.36	-266.08	-1338.45	-471.32
946	522	DX114	SLU_ENV_NL	Min	31341.08	9065.21	-238.14	-664.46	-471.32
946	522	DX113	SLE_NL	Max	-8326.99	-3297.94	-398.06	-491.70	352.81
946	522	DX100	SLE_NL	Max	-13398.62	-4449.61	-631.63	1143.63	352.81
946	522	DX101	SLE_NL	Max	25326.80	6851.19	-196.90	1143.63	-348.78
946	522	DX114	SLE_NL	Max	23192.40	6708.26	36.67	-491.70	-348.78
946	522	DX113	SLE_NL	Min	-8326.99	-3297.94	-398.06	-491.70	352.81
946	522	DX100	SLE_NL	Min	-13398.62	-4449.61	-631.63	1143.63	352.81
946	522	DX101	SLE_NL	Min	25326.80	6851.19	-196.90	1143.63	-348.78
946	522	DX114	SLE_NL	Min	23192.40	6708.26	36.67	-491.70	-348.78
947	523	DX95	SLU_ENV_NL	Max	39165.05	11954.76	148.54	961.95	618.73
947	523	DX82	SLU_ENV_NL	Max	38987.57	12171.86	-295.36	618.81	618.73
947	523	DX83	SLU_ENV_NL	Max	-26810.13	-7102.92	769.90	618.81	659.98
947	523	DX96	SLU_ENV_NL	Max	-19478.23	-5014.56	871.82	961.95	659.98
947	523	DX95	SLU_ENV_NL	Min	36705.45	10854.37	-251.21	-2294.95	-651.10
947	523	DX82	SLU_ENV_NL	Min	37405.03	11821.00	-437.93	-2094.03	-651.10
947	523	DX83	SLU_ENV_NL	Min	-53892.72	-14600.48	285.35	-2094.03	-631.33
947	523	DX96	SLU_ENV_NL	Min	-50140.57	-16435.60	814.05	-2294.95	-631.33
947	523	DX95	SLE_NL	Max	27162.03	8846.52	109.92	711.84	-481.81
947	523	DX82	SLE_NL	Max	28850.81	8747.54	-324.07	-1549.58	-481.81
947	523	DX83	SLE_NL	Max	-19839.50	-5256.16	211.16	-1549.58	488.39
947	523	DX96	SLE_NL	Max	-14413.89	-3710.77	645.15	711.84	488.39
947	523	DX95	SLE_NL	Min	27162.03	8846.52	109.92	711.84	-481.81
947	523	DX82	SLE_NL	Min	28850.81	8747.54	-324.07	-1549.58	-481.81
947	523	DX83	SLE_NL	Min	-19839.50	-5256.16	211.16	-1549.58	488.39
947	523	DX96	SLE_NL	Min	-14413.89	-3710.77	645.15	711.84	488.39
948	524	DX96	SLU_ENV_NL	Max	-25216.05	-7115.09	420.92	-1657.42	2226.77
948	524	DX83	SLU_ENV_NL	Max	-29126.28	-7418.57	1475.15	5740.86	2226.77
948	524	DX84	SLU_ENV_NL	Max	48948.90	16747.02	1413.99	5740.86	-1134.03
948	524	DX97	SLU_ENV_NL	Max	45848.75	10915.52	125.59	-1657.42	-1134.03
948	524	DX96	SLU_ENV_NL	Min	-54597.93	-18190.75	-150.41	-4669.75	1093.44
948	524	DX83	SLU_ENV_NL	Min	-52867.75	-13875.04	1203.34	3534.58	1093.44
948	524	DX84	SLU_ENV_NL	Min	33154.87	10870.06	908.00	3534.58	-2239.59
948	524	DX97	SLU_ENV_NL	Min	27913.70	7361.66	-211.57	-4669.75	-2239.59
948	524	DX96	SLE_NL	Max	-18659.88	-5265.17	-111.30	-3455.62	1647.81
948	524	DX83	SLE_NL	Max	-21553.45	-5489.74	1091.61	4248.23	1647.81
948	524	DX84	SLE_NL	Max	24534.61	8043.85	1046.35	4248.23	-1657.30
948	524	DX97	SLE_NL	Max	20656.14	5447.63	-156.56	-3455.62	-1657.30
948	524	DX96	SLE_NL	Min	-18659.88	-5265.17	-111.30	-3455.62	1647.81
948	524	DX83	SLE_NL	Min	-21553.45	-5489.74	1091.61	4248.23	1647.81
948	524	DX84	SLE_NL	Min	24534.61	8043.85	1046.35	4248.23	-1657.30
948	524	DX97	SLE_NL	Min	20656.14	5447.63	-156.56	-3455.62	-1657.30
949	525	DX99	SLU_ENV_NL	Max	44977.11	10680.99	211.55	4669.82	-1124.78
949	525	DX86	SLU_ENV_NL	Max	47988.34	16431.45	-914.63	-3509.39	-1124.78
949	525	DX87	SLU_ENV_NL	Max	-29126.75	-7418.85	-1186.20	-3509.39	2226.85
949	525	DX100	SLU_ENV_NL	Max	-25216.96	-7115.46	150.24	4669.82	2226.85
949	525	DX99	SLU_ENV_NL	Min	27913.70	7361.65	-139.99	1640.81	-2239.67
949	525	DX86	SLU_ENV_NL	Min	33155.39	10870.19	-1413.79	-5740.91	-2239.67
949	525	DX87	SLU_ENV_NL	Min	-53374.98	-14052.62	-1475.10	-5740.91	1084.81
949	525	DX100	SLU_ENV_NL	Min	-55004.21	-18296.67	-411.56	1640.81	1084.81
949	525	DX99	SLE_NL	Max	20656.14	5447.62	156.55	3455.66	-1657.35
949	525	DX86	SLE_NL	Max	24534.99	8043.94	-1046.21	-4248.27	-1657.35
949	525	DX87	SLE_NL	Max	-21553.79	-5489.95	-1091.57	-4248.27	1647.87
949	525	DX100	SLE_NL	Max	-18660.55	-5265.44	111.18	3455.66	1647.87
949	525	DX99	SLE_NL	Min	20656.14	5447.62	156.55	3455.66	-1657.35
949	525	DX86	SLE_NL	Min	24534.99	8043.94	-1046.21	-4248.27	-1657.35
949	525	DX87	SLE_NL	Min	-21553.79	-5489.95	-1091.57	-4248.27	1647.87
949	525	DX100	SLE_NL	Min	-18660.55	-5265.44	111.18	3455.66	1647.87
950	526	DX100	SLU_ENV_NL	Max	-19478.85	-5014.83	-796.75	2258.31	660.03
950	526	DX87	SLU_ENV_NL	Max	-26811.26	-7103.40	-285.52	2094.16	660.03
950	526	DX88	SLU_ENV_NL	Max	38988.30	12238.64	437.88	2094.16	600.28
950	526	DX101	SLU_ENV_NL	Max	39386.92	11955.10	265.56	2258.31	600.28
950	526	DX100	SLU_ENV_NL	Min	-50593.57	-16561.85	-871.76	-962.05	-612.70
950	526	DX87	SLU_ENV_NL	Min	-54378.40	-14765.29	-759.01	-569.01	-612.70
950	526	DX88	SLU_ENV_NL	Min	37663.55	11821.22	303.30	-569.01	-651.14
950	526	DX101	SLU_ENV_NL	Min	36706.48	10928.86	-148.36	-962.05	-651.14
950	526	DX100	SLE_NL	Max	-14414.35	-3710.98	-645.10	-711.92	488.42
950	526	DX87	SLE_NL	Max	-19840.33	-5256.51	-211.29	1549.68	488.42
950	526	DX88	SLE_NL	Max	28851.34	8747.70	324.03	1549.68	-481.85
950	526	DX101	SLE_NL	Max	27162.79	8846.77	-109.79	-711.92	-481.85
950	526	DX100	SLE_NL	Min	-14414.35	-3710.98	-645.10	-711.92	488.42
950	526	DX87	SLE_NL	Min	-19840.33	-5256.51	-211.29	1549.68	488.42
950	526	DX88	SLE_NL	Min	28851.34	8747.70	324.03	1549.68	-481.85
950	526	DX101	SLE_NL	Min	27162.79	8846.77	-109.79	-711.92	-481.85
951	527	DX82	SLU_ENV_NL	Max	40708.53	11707.28	-90.16	648.42	-59.76



Autorità Portuale di Taranto
Interventi per il dragaggio di 2,3 M m³ di sedimenti in area Molo Polisettoriale e per la realizzazione di un primo lotto della cassa di colmata funzionale all'ampliamento del V Sporgente del Porto di Taranto

Allegati alla relazione di calcolo strutturale allineamento "BC"

Data 05/2016
Rev. B
c.d.c.: C296A
514B



951	527	DX69	SLU_ENV_NL	Max	40295.10	11816.08	-43.71	-992.39	-59.76
951	527	DX70	SLU_ENV_NL	Max	-38258.14	-11823.10	880.24	-992.39	578.46
951	527	DX83	SLU_ENV_NL	Max	-29400.02	-9885.62	558.20	648.42	578.46
951	527	DX82	SLU_ENV_NL	Min	36352.86	10298.61	-864.67	-735.74	-569.82
951	527	DX69	SLU_ENV_NL	Min	37297.25	11484.64	-542.64	-2028.11	-569.82
951	527	DX70	SLU_ENV_NL	Min	-58348.62	-16445.01	600.17	-2028.11	50.34
951	527	DX83	SLU_ENV_NL	Min	-54207.06	-17282.24	553.71	-735.74	50.34
951	527	DX82	SLE_NL	Max	30124.31	8663.38	-639.86	479.83	-421.67
951	527	DX69	SLE_NL	Max	29818.37	8498.64	-401.55	-1500.80	-421.67
951	527	DX70	SLE_NL	Max	-28311.03	-8749.09	651.37	-1500.80	428.06
951	527	DX83	SLE_NL	Max	-21756.02	-7315.36	413.07	479.83	428.06
951	527	DX82	SLE_NL	Min	30124.31	8663.38	-639.86	479.83	-421.67
951	527	DX69	SLE_NL	Min	29818.37	8498.64	-401.55	-1500.80	-421.67
951	527	DX70	SLE_NL	Min	-28311.03	-8749.09	651.37	-1500.80	428.06
951	527	DX83	SLE_NL	Min	-21756.02	-7315.36	413.07	479.83	428.06
952	528	DX83	SLU_ENV_NL	Max	-35545.43	-12048.55	1576.16	-2303.28	1913.81
952	528	DX70	SLU_ENV_NL	Max	-38817.90	-11671.71	127.18	5204.83	1913.81
952	528	DX71	SLU_ENV_NL	Max	54964.43	18838.83	-15.92	5204.83	-1443.39
952	528	DX84	SLU_ENV_NL	Max	51110.80	14044.95	1390.38	-2303.28	-1443.39
952	528	DX83	SLU_ENV_NL	Min	-57233.92	-18520.51	1119.35	-3755.71	1414.22
952	528	DX70	SLU_ENV_NL	Min	-58034.94	-16020.70	74.72	4357.52	1414.22
952	528	DX71	SLU_ENV_NL	Min	43712.11	14260.40	-111.06	4357.52	-1930.44
952	528	DX84	SLU_ENV_NL	Min	38067.14	10477.09	976.26	-3755.71	-1930.44
952	528	DX83	SLE_NL	Max	-26303.62	-8915.93	1166.36	-2779.22	1416.22
952	528	DX70	SLE_NL	Max	-28725.24	-8637.07	55.29	3851.58	1416.22
952	528	DX71	SLE_NL	Max	32346.96	10552.70	-82.19	3851.58	-1428.53
952	528	DX84	SLE_NL	Max	28169.68	7753.05	1028.88	-2779.22	-1428.53
952	528	DX83	SLE_NL	Min	-26303.62	-8915.93	1166.36	-2779.22	1416.22
952	528	DX70	SLE_NL	Min	-28725.24	-8637.07	55.29	3851.58	1416.22
952	528	DX71	SLE_NL	Min	32346.96	10552.70	-82.19	3851.58	-1428.53
952	528	DX84	SLE_NL	Min	28169.68	7753.05	1028.88	-2779.22	-1428.53
953	529	DX86	SLU_ENV_NL	Max	50151.18	13788.61	-982.16	3755.76	-1436.56
953	529	DX73	SLU_ENV_NL	Max	53918.38	18496.76	110.83	-4337.80	-1436.56
953	529	DX74	SLU_ENV_NL	Max	-38819.18	-11671.97	-74.69	-4337.80	1913.87
953	529	DX87	SLU_ENV_NL	Max	-35545.75	-12048.52	-1102.29	3755.76	1913.87
953	529	DX86	SLU_ENV_NL	Min	38067.62	10477.26	-1390.38	2292.53	-1930.51
953	529	DX73	SLU_ENV_NL	Min	43711.77	14260.32	4.72	-5204.86	-1930.51
953	529	DX74	SLU_ENV_NL	Min	-58608.11	-16212.77	-115.41	-5204.86	1408.05
953	529	DX87	SLU_ENV_NL	Min	-57704.74	-18632.84	-1575.90	2292.53	1408.05
953	529	DX86	SLE_NL	Max	28170.04	7753.17	-1028.88	2779.26	-1428.57
953	529	DX73	SLE_NL	Max	32346.71	10552.63	82.01	-3851.60	-1428.57
953	529	DX74	SLE_NL	Max	-28726.19	-8637.26	-55.27	-3851.60	1416.26
953	529	DX87	SLE_NL	Max	-26303.86	-8915.91	-1166.17	2779.26	1416.26
953	529	DX86	SLE_NL	Min	28170.04	7753.17	-1028.88	2779.26	-1428.57
953	529	DX73	SLE_NL	Min	32346.71	10552.63	82.01	-3851.60	-1428.57
953	529	DX74	SLE_NL	Min	-28726.19	-8637.26	-55.27	-3851.60	1416.26
953	529	DX87	SLE_NL	Min	-26303.86	-8915.91	-1166.17	2779.26	1416.26
954	530	DX87	SLU_ENV_NL	Max	-29401.19	-9885.84	-541.39	691.26	578.51
954	530	DX74	SLU_ENV_NL	Max	-38258.54	-11823.09	-583.38	2028.25	578.51
954	530	DX75	SLU_ENV_NL	Max	40297.10	11916.25	542.62	2028.25	-82.26
954	530	DX88	SLU_ENV_NL	Max	40709.40	11707.53	864.41	691.26	-82.26
954	530	DX87	SLU_ENV_NL	Min	-54733.16	-17417.84	-558.17	-648.51	73.06
954	530	DX74	SLU_ENV_NL	Min	-58907.03	-16625.98	-879.96	1053.30	73.06
954	530	DX75	SLU_ENV_NL	Min	37662.93	11485.23	55.67	1053.30	-569.87
954	530	DX88	SLU_ENV_NL	Min	36673.16	10407.37	97.66	-648.51	-569.87
954	530	DX87	SLE_NL	Max	-21756.88	-7315.52	-413.05	-479.90	428.10
954	530	DX74	SLE_NL	Max	-28311.32	-8749.09	-651.17	1500.90	428.10
954	530	DX75	SLE_NL	Max	29819.86	8499.07	401.54	1500.90	-421.71
954	530	DX88	SLE_NL	Max	30124.95	8663.57	639.66	-479.90	-421.71
954	530	DX87	SLE_NL	Min	-21756.88	-7315.52	-413.05	-479.90	428.10
954	530	DX74	SLE_NL	Min	-28311.32	-8749.09	-651.17	1500.90	428.10
954	530	DX75	SLE_NL	Min	29819.86	8499.07	401.54	1500.90	-421.71
954	530	DX88	SLE_NL	Min	30124.95	8663.57	639.66	-479.90	-421.71
955	531	DX69	SLU_ENV_NL	Max	41664.60	12783.56	-171.93	595.22	-59.07
955	531	DX56	SLU_ENV_NL	Max	39825.47	12272.06	-696.67	-922.90	-59.07
955	531	DX57	SLU_ENV_NL	Max	-49192.01	-13544.83	772.36	-922.90	663.19
955	531	DX70	SLU_ENV_NL	Max	-39135.37	-11481.10	1248.31	595.22	663.19
955	531	DX69	SLU_ENV_NL	Min	38207.23	11198.36	-1227.90	-614.34	-664.35
955	531	DX56	SLU_ENV_NL	Min	35645.69	11287.14	-1703.85	-2499.12	-664.35
955	531	DX57	SLU_ENV_NL	Min	-67107.94	-19096.00	222.70	-2499.12	73.31
955	531	DX70	SLU_ENV_NL	Min	-60004.23	-18312.73	747.44	-614.34	73.31
955	531	DX69	SLE_NL	Max	30831.80	9459.83	-908.65	-454.61	-43.71
955	531	DX56	SLE_NL	Max	26377.81	8352.48	-1260.85	-682.95	-43.71
955	531	DX57	SLE_NL	Max	-36402.08	-10023.18	571.55	-682.95	54.25
955	531	DX70	SLE_NL	Max	-28960.17	-8496.02	923.75	-454.61	54.25
955	531	DX69	SLE_NL	Min	30831.80	9459.83	-908.65	-454.61	-43.71
955	531	DX56	SLE_NL	Min	26377.81	8352.48	-1260.85	-682.95	-43.71
955	531	DX57	SLE_NL	Min	-36402.08	-10023.18	571.55	-682.95	54.25
955	531	DX70	SLE_NL	Min	-28960.17	-8496.02	923.75	-454.61	54.25
956	532	DX70	SLU_ENV_NL	Max	-43153.83	-12984.19	399.39	-2251.77	1856.96
956	532	DX57	SLU_ENV_NL	Max	-43177.21	-11442.84	1692.76	5515.21	1856.96



Autorità Portuale di Taranto
Interventi per il dragaggio di 2,3 M³ di sedimenti in area Molo Polisettoriale e per la realizzazione di un primo lotto della cassa di colmata funzionale all'ampliamento del V Sporgente del Porto di Taranto

Allegati alla relazione di calcolo strutturale allineamento "BC"

Data 05/2016
Rev. B
c.d.c.: C296A
514B



956	532	DX58	SLU_ENV_NL	Max	63061.13	19959.75	1154.13	5515.21	-1346.47
956	532	DX71	SLU_ENV_NL	Max	58022.04	15794.08	42.73	-2251.77	-1346.47
956	532	DX70	SLU_ENV_NL	Min	-63054.54	-19515.93	45.54	-3188.47	1325.30
956	532	DX57	SLU_ENV_NL	Min	-66567.84	-18645.87	1120.83	3975.84	1325.30
956	532	DX58	SLU_ENV_NL	Min	52155.86	16770.63	1118.03	3975.84	-1877.10
956	532	DX71	SLU_ENV_NL	Min	47281.76	13018.60	-139.24	-3188.47	-1877.10
956	532	DX70	SLE_NL	Max	-31933.83	-9608.30	295.55	-1666.31	980.72
956	532	DX57	SLE_NL	Max	-31951.13	-8467.70	1252.64	2942.12	980.72
956	532	DX58	SLE_NL	Max	38595.34	12410.26	854.05	2942.12	-996.39
956	532	DX71	SLE_NL	Max	34988.50	9633.76	-103.04	-1666.31	-996.39
956	532	DX70	SLE_NL	Max	-31933.83	-9608.30	295.55	-1666.31	980.72
956	532	DX57	SLE_NL	Min	-31951.13	-8467.70	1252.64	2942.12	980.72
956	532	DX58	SLE_NL	Min	38595.34	12410.26	854.05	2942.12	-996.39
956	532	DX71	SLE_NL	Min	34988.50	9633.76	-103.04	-1666.31	-996.39
957	533	DX73	SLU_ENV_NL	Max	56986.83	15516.70	139.23	3186.82	-1346.52
957	533	DX60	SLU_ENV_NL	Max	61950.15	19592.37	-1128.99	-3975.88	-1346.52
957	533	DX61	SLU_ENV_NL	Max	-43177.94	-11443.15	-1105.38	-3975.88	1854.84
957	533	DX74	SLU_ENV_NL	Max	-43155.13	-12984.64	-30.51	3186.82	1854.84
957	533	DX73	SLU_ENV_NL	Min	47281.37	13018.47	-54.12	2251.82	-1874.24
957	533	DX60	SLU_ENV_NL	Min	52156.12	16770.68	-1154.02	-5505.07	-1874.24
957	533	DX61	SLU_ENV_NL	Min	-67256.25	-18879.62	-1692.84	-5505.07	1325.35
957	533	DX74	SLU_ENV_NL	Min	-63603.25	-19655.02	-399.60	2251.82	1325.35
957	533	DX73	SLE_NL	Max	34988.21	9633.67	103.03	1666.35	-996.43
957	533	DX60	SLE_NL	Max	38595.53	12410.30	-853.97	-2942.15	-996.43
957	533	DX61	SLE_NL	Max	-31951.68	-8467.93	-1252.70	-2942.15	980.76
957	533	DX74	SLE_NL	Max	-31934.80	-9608.63	-295.70	1666.35	980.76
957	533	DX73	SLE_NL	Min	34988.21	9633.67	103.03	1666.35	-996.43
957	533	DX60	SLE_NL	Min	38595.53	12410.30	-853.97	-2942.15	-996.43
957	533	DX61	SLE_NL	Min	-31951.68	-8467.93	-1252.70	-2942.15	980.76
957	533	DX74	SLE_NL	Min	-31934.80	-9608.63	-295.70	1666.35	980.76
958	534	DX74	SLU_ENV_NL	Max	-39135.92	-11481.32	-730.90	614.30	692.62
958	534	DX61	SLU_ENV_NL	Max	-49194.07	-13545.54	-205.88	2577.90	692.62
958	534	DX62	SLU_ENV_NL	Max	40340.90	12412.05	1704.08	2577.90	-59.09
958	534	DX75	SLU_ENV_NL	Max	41666.71	12784.20	1228.27	614.30	-59.09
958	534	DX74	SLU_ENV_NL	Min	-60620.95	-18479.52	-1248.39	-653.12	73.34
958	534	DX61	SLU_ENV_NL	Min	-67783.28	-19318.54	-772.58	922.99	73.34
958	534	DX62	SLU_ENV_NL	Min	35646.32	11287.32	707.99	922.99	-693.55
958	534	DX75	SLU_ENV_NL	Min	38648.68	11342.55	182.97	-653.12	-693.55
958	534	DX74	SLE_NL	Max	-28960.58	-8496.17	-923.81	454.59	54.27
958	534	DX61	SLE_NL	Max	-36403.61	-10023.70	-571.71	683.01	54.27
958	534	DX62	SLE_NL	Max	26378.28	8352.62	1261.02	683.01	-43.73
958	534	DX75	SLE_NL	Max	30833.37	9460.31	908.92	454.59	-43.73
958	534	DX74	SLE_NL	Min	-28960.58	-8496.17	-923.81	454.59	54.27
958	534	DX61	SLE_NL	Min	-36403.61	-10023.70	-571.71	683.01	54.27
958	534	DX62	SLE_NL	Min	26378.28	8352.62	1261.02	683.01	-43.73
958	534	DX75	SLE_NL	Min	30833.37	9460.31	908.92	454.59	-43.73
959	535	DX56	SLU_ENV_NL	Max	41923.23	12409.44	18.19	905.91	258.12
959	535	DX43	SLU_ENV_NL	Max	48423.63	14599.92	2111.81	-175.84	258.12
959	535	DX44	SLU_ENV_NL	Max	-46417.03	-15055.56	889.85	-175.84	846.75
959	535	DX57	SLU_ENV_NL	Max	-50162.04	-17173.24	-641.46	905.91	846.75
959	535	DX56	SLU_ENV_NL	Min	35080.15	9796.98	-14.15	-1416.87	-856.04
959	535	DX43	SLU_ENV_NL	Min	39954.75	11728.10	1143.12	-3063.10	-856.04
959	535	DX44	SLU_ENV_NL	Min	-72046.27	-21895.52	515.82	-3063.10	-274.31
959	535	DX57	SLU_ENV_NL	Min	-70044.08	-22027.97	-1203.77	-1416.87	-274.31
959	535	DX56	SLE_NL	Max	25959.31	7249.76	13.46	-1048.49	191.01
959	535	DX43	SLE_NL	Max	29566.52	8678.79	1562.74	-130.12	191.01
959	535	DX44	SLE_NL	Max	-34348.60	-11141.11	658.49	-130.12	-202.99
959	535	DX57	SLE_NL	Max	-37119.91	-12708.20	-890.79	-1048.49	-202.99
959	535	DX56	SLE_NL	Min	25959.31	7249.76	13.46	-1048.49	191.01
959	535	DX43	SLE_NL	Min	29566.52	8678.79	1562.74	-130.12	191.01
959	535	DX44	SLE_NL	Min	-34348.60	-11141.11	658.49	-130.12	-202.99
959	535	DX57	SLE_NL	Min	-37119.91	-12708.20	-890.79	-1048.49	-202.99
960	536	DX57	SLU_ENV_NL	Max	-46929.38	-16406.21	1381.38	-398.30	1747.40
960	536	DX44	SLU_ENV_NL	Max	-48182.45	-15382.42	-932.10	5420.00	1747.40
960	536	DX45	SLU_ENV_NL	Max	70691.43	22432.89	-473.80	5420.00	-580.74
960	536	DX58	SLU_ENV_NL	Max	67399.25	19713.35	1743.75	-398.30	-580.74
960	536	DX57	SLU_ENV_NL	Min	-72258.59	-22908.25	973.73	-2747.15	569.19
960	536	DX44	SLU_ENV_NL	Min	-77649.34	-23360.51	-1659.52	2282.07	569.19
960	536	DX45	SLU_ENV_NL	Min	53892.71	17140.60	-1297.15	2282.07	-1756.47
960	536	DX58	SLU_ENV_NL	Min	53971.21	15277.92	1432.03	-2747.15	-1756.47
960	536	DX57	SLE_NL	Max	-34727.74	-12140.59	1022.22	-294.74	421.20
960	536	DX44	SLE_NL	Max	-35655.01	-11382.99	-1228.04	1688.73	421.20
960	536	DX45	SLE_NL	Max	39880.61	12684.05	-959.89	1688.73	-429.75
960	536	DX58	SLE_NL	Max	39938.69	11305.66	1290.37	-294.74	-429.75
960	536	DX57	SLE_NL	Min	-34727.74	-12140.59	1022.22	-294.74	421.20
960	536	DX44	SLE_NL	Min	-35655.01	-11382.99	-1228.04	1688.73	421.20
960	536	DX45	SLE_NL	Min	39880.61	12684.05	-959.89	1688.73	-429.75
960	536	DX58	SLE_NL	Min	39938.69	11305.66	1290.37	-294.74	-429.75
961	537	DX60	SLU_ENV_NL	Max	66319.47	19429.24	-1441.76	2762.12	-580.76
961	537	DX47	SLU_ENV_NL	Max	69554.25	22056.08	1297.14	-2282.09	-580.76
961	537	DX48	SLU_ENV_NL	Max	-48184.00	-15382.95	1659.73	-2282.09	1752.86



Autorità Portuale di Taranto
Interventi per il dragaggio di 2,3 M³ di sedimenti in area Molo Polisettoriale e per la realizzazione di un primo lotto della cassa di colmata funzionale all'ampliamento del V Sporgente del Porto di Taranto

Allegati alla relazione di calcolo strutturale allineamento "BC"

Data 05/2016
Rev. B
c.d.c.: C296A
514B



961	537	DX61	SLU_ENV_NL	Max	-46930.10	-16406.50	-957.28	2762.12	1752.86
961	537	DX60	SLU_ENV_NL	Min	53971.47	15278.01	-1743.85	398.34	-1761.11
961	537	DX47	SLU_ENV_NL	Min	53892.35	17140.52	464.42	-5428.37	-1761.11
961	537	DX48	SLU_ENV_NL	Min	-78487.10	-23641.47	948.91	-5428.37	569.22
961	537	DX61	SLU_ENV_NL	Min	-72933.97	-23077.78	-1381.25	398.34	569.22
961	537	DX60	SLE_NL	Max	39938.89	11305.73	-1290.45	294.77	-429.76
961	537	DX47	SLE_NL	Max	39880.34	12683.98	959.88	-1688.74	-429.76
961	537	DX48	SLE_NL	Max	-35656.16	-11383.38	1228.20	-1688.74	421.22
961	537	DX61	SLE_NL	Max	-34728.28	-12140.81	-1022.13	294.77	421.22
961	537	DX60	SLE_NL	Min	39938.89	11305.73	-1290.45	294.77	-429.76
961	537	DX47	SLE_NL	Min	39880.34	12683.98	959.88	-1688.74	-429.76
961	537	DX48	SLE_NL	Min	-35656.16	-11383.38	1228.20	-1688.74	421.22
961	537	DX61	SLE_NL	Min	-34728.28	-12140.81	-1022.13	294.77	421.22
962	538	DX61	SLU_ENV_NL	Max	-50164.15	-17173.95	1204.01	1416.86	886.48
962	538	DX48	SLU_ENV_NL	Max	-46417.64	-15055.80	-498.32	3168.96	886.48
962	538	DX49	SLU_ENV_NL	Max	49147.49	14802.87	-1133.96	3168.96	258.10
962	538	DX62	SLU_ENV_NL	Max	42541.27	12612.16	24.01	1416.86	258.10
962	538	DX61	SLU_ENV_NL	Min	-70796.63	-22228.56	659.64	-984.63	-274.29
962	538	DX48	SLU_ENV_NL	Min	-72874.98	-22165.85	-889.74	175.91	-274.29
962	538	DX49	SLU_ENV_NL	Min	39957.13	11728.81	-2112.17	175.91	-895.49
962	538	DX62	SLU_ENV_NL	Min	35080.84	9797.19	-18.42	-984.63	-895.49
962	538	DX61	SLE_NL	Max	-37121.47	-12708.72	890.97	1048.47	-202.98
962	538	DX48	SLE_NL	Max	-34349.05	-11141.30	-658.41	130.17	-202.98
962	538	DX49	SLE_NL	Max	29568.27	8679.32	-1563.01	130.17	190.99
962	538	DX62	SLE_NL	Max	25959.82	7249.92	-13.63	1048.47	190.99
962	538	DX61	SLE_NL	Min	-37121.47	-12708.72	890.97	1048.47	-202.98
962	538	DX48	SLE_NL	Min	-34349.05	-11141.30	-658.41	130.17	-202.98
962	538	DX49	SLE_NL	Min	29568.27	8679.32	-1563.01	130.17	190.99
962	538	DX62	SLE_NL	Min	25959.82	7249.92	-13.63	1048.47	190.99
963	539	DX43	SLU_ENV_NL	Max	47905.53	13171.07	1623.40	-2659.03	1007.80
963	539	DX30	SLU_ENV_NL	Max	44326.90	14235.09	-498.63	1271.82	1007.80
963	539	DX31	SLU_ENV_NL	Max	-40511.70	-9815.99	-57.50	1271.82	-824.42
963	539	DX44	SLU_ENV_NL	Max	-44383.56	-12449.21	1063.64	-2659.03	-824.42
963	539	DX43	SLU_ENV_NL	Min	38618.54	11445.92	122.82	-3462.27	808.85
963	539	DX30	SLU_ENV_NL	Min	39305.64	12704.71	-751.85	1147.94	808.85
963	539	DX31	SLU_ENV_NL	Min	-71631.96	-19771.60	-1058.39	1147.94	-1023.22
963	539	DX44	SLU_ENV_NL	Min	-72156.78	-22562.02	817.17	-3462.27	-1023.22
963	539	DX43	SLE_NL	Max	28577.72	8469.98	1201.32	-1967.68	598.55
963	539	DX30	SLE_NL	Max	29086.17	9401.49	-368.98	849.48	598.55
963	539	DX31	SLE_NL	Max	-29978.66	-7263.84	-783.21	849.48	-610.07
963	539	DX44	SLE_NL	Max	-32843.84	-9212.42	787.09	-1967.68	-610.07
963	539	DX43	SLE_NL	Min	28577.72	8469.98	1201.32	-1967.68	598.55
963	539	DX30	SLE_NL	Min	29086.17	9401.49	-368.98	849.48	598.55
963	539	DX31	SLE_NL	Min	-29978.66	-7263.84	-783.21	849.48	-610.07
963	539	DX44	SLE_NL	Min	-32843.84	-9212.42	787.09	-1967.68	-610.07
964	540	DX44	SLU_ENV_NL	Max	-48288.61	-13805.10	-311.86	1387.49	-8.79
964	540	DX31	SLU_ENV_NL	Max	-46824.94	-11525.60	1347.43	1416.39	-8.79
964	540	DX32	SLU_ENV_NL	Max	72175.69	23014.75	1491.09	1416.39	29.38
964	540	DX45	SLU_ENV_NL	Max	71889.01	19402.71	-416.17	1387.49	29.38
964	540	DX44	SLU_ENV_NL	Min	-80322.14	-25247.73	-1401.36	1024.22	-46.21
964	540	DX31	SLU_ENV_NL	Min	-77731.11	-21365.25	1022.62	848.03	-46.21
964	540	DX32	SLU_ENV_NL	Min	52773.70	16986.58	918.31	848.03	-21.19
964	540	DX45	SLU_ENV_NL	Min	53847.59	15059.00	-1257.71	1024.22	-21.19
964	540	DX44	SLE_NL	Max	-35733.57	-10215.77	-1037.01	757.92	-34.19
964	540	DX31	SLE_NL	Max	-34650.46	-8528.94	997.10	627.54	-34.19
964	540	DX32	SLE_NL	Max	39052.54	12570.07	1103.40	627.54	21.74
964	540	DX45	SLE_NL	Max	39847.22	11143.66	-930.71	757.92	21.74
964	540	DX44	SLE_NL	Min	-35733.57	-10215.77	-1037.01	757.92	-34.19
964	540	DX31	SLE_NL	Min	-34650.46	-8528.94	997.10	627.54	-34.19
964	540	DX32	SLE_NL	Min	39052.54	12570.07	1103.40	627.54	21.74
964	540	DX45	SLE_NL	Min	39847.22	11143.66	-930.71	757.92	21.74
965	541	DX47	SLU_ENV_NL	Max	70813.71	19122.97	1257.96	-1024.18	29.37
965	541	DX34	SLU_ENV_NL	Max	71079.95	22642.89	-935.60	-848.06	29.37
965	541	DX35	SLU_ENV_NL	Max	-46825.52	-11525.61	-1009.15	-848.06	9.96
965	541	DX48	SLU_ENV_NL	Max	-48290.12	-13805.38	1401.32	-1024.18	9.96
965	541	DX47	SLU_ENV_NL	Min	53847.24	15058.87	407.25	-1343.76	-39.01
965	541	DX34	SLU_ENV_NL	Min	52774.41	16986.77	-1491.10	-1457.90	-39.01
965	541	DX35	SLU_ENV_NL	Min	-78817.78	-21721.54	-1347.75	-1457.90	-46.19
965	541	DX48	SLU_ENV_NL	Min	-81173.19	-25463.75	333.70	-1343.76	-46.19
965	541	DX47	SLE_NL	Max	39846.96	11143.56	930.89	-757.89	21.73
965	541	DX34	SLE_NL	Max	39053.06	12570.21	-1103.42	-627.56	21.73
965	541	DX35	SLE_NL	Max	-34650.89	-8528.95	-997.33	-627.56	-34.18
965	541	DX48	SLE_NL	Max	-35734.69	-10215.98	1036.97	-757.89	-34.18
965	541	DX47	SLE_NL	Min	39846.96	11143.56	930.89	-757.89	21.73
965	541	DX34	SLE_NL	Min	39053.06	12570.21	-1103.42	-627.56	21.73
965	541	DX35	SLE_NL	Min	-34650.89	-8528.95	-997.33	-627.56	-34.18
965	541	DX48	SLE_NL	Min	-35734.69	-10215.98	1036.97	-757.89	-34.18
966	542	DX48	SLU_ENV_NL	Max	-44384.12	-12449.20	-801.10	3350.24	-824.42
966	542	DX35	SLU_ENV_NL	Max	-40513.69	-9816.44	1058.36	-1123.51	-824.42
966	542	DX36	SLU_ENV_NL	Max	45354.39	14522.37	768.87	-1123.51	952.12
966	542	DX49	SLU_ENV_NL	Max	48768.61	13447.86	-115.31	3350.24	952.12



Autorità Portuale di Taranto
Interventi per il dragaggio di 2,3 M m³ di sedimenti in area Molo Polisettoriale e per la realizzazione di un primo lotto della cassa di colmata funzionale all'ampliamento del V Sporgente del Porto di Taranto

Allegati alla relazione di calcolo strutturale allineamento "BC"

Data 05/2016
Rev. B
c.d.c.: C296A
514B



966	542	DX48	SLU_ENV_NL	Min	-73096.84	-22813.33	-1063.98	2659.06	-967.21
966	542	DX35	SLU_ENV_NL	Min	-72709.40	-20116.54	83.08	-1147.92	-967.21
966	542	DX36	SLU_ENV_NL	Min	39306.45	12704.95	499.05	-1147.92	808.86
966	542	DX49	SLU_ENV_NL	Min	38620.93	11446.63	-1623.29	2659.06	808.86
966	542	DX48	SLE_NL	Max	-32844.25	-9212.41	-787.34	1967.71	-610.07
966	542	DX35	SLE_NL	Max	-29980.13	-7264.16	783.19	-849.46	-610.07
966	542	DX36	SLE_NL	Max	29086.77	9401.66	369.29	-849.46	598.55
966	542	DX49	SLE_NL	Max	28579.49	8470.51	-1201.24	1967.71	598.55
966	542	DX48	SLE_NL	Min	-32844.25	-9212.41	-787.34	1967.71	-610.07
966	542	DX35	SLE_NL	Min	-29980.13	-7264.16	783.19	-849.46	-610.07
966	542	DX36	SLE_NL	Min	29086.77	9401.66	369.29	-849.46	598.55
966	542	DX49	SLE_NL	Min	28579.49	8470.51	-1201.24	1967.71	598.55
967	543	DX30	SLU_ENV_NL	Max	40524.77	11021.07	-2304.79	-60.84	1301.97
967	543	DX17	SLU_ENV_NL	Max	29197.63	8851.12	-2051.36	2040.54	1301.97
967	543	DX18	SLU_ENV_NL	Max	-52735.41	-15869.34	1358.95	2040.54	304.57
967	543	DX31	SLU_ENV_NL	Max	-40863.41	-12967.67	1395.97	-60.84	304.57
967	543	DX30	SLU_ENV_NL	Min	38181.46	10936.75	-2536.78	-4011.74	-284.18
967	543	DX17	SLU_ENV_NL	Min	24533.46	8740.43	-2573.80	-1433.16	-284.18
967	543	DX18	SLU_ENV_NL	Min	-77869.37	-21701.91	1137.50	-1433.16	-1294.57
967	543	DX31	SLU_ENV_NL	Min	-69469.14	-22021.93	884.07	-4011.74	-1294.57
967	543	DX30	SLE_NL	Max	28254.28	8093.20	-1705.54	-45.02	-210.30
967	543	DX17	SLE_NL	Max	21606.24	6467.92	-1518.01	-1060.54	-210.30
967	543	DX18	SLE_NL	Max	-39024.20	-11743.31	841.75	-1060.54	225.38
967	543	DX31	SLE_NL	Max	-30238.93	-9596.07	654.21	-45.02	225.38
967	543	DX30	SLE_NL	Min	28254.28	8093.20	-1705.54	-45.02	-210.30
967	543	DX17	SLE_NL	Min	21606.24	6467.92	-1518.01	-1060.54	-210.30
967	543	DX18	SLE_NL	Min	-39024.20	-11743.31	841.75	-1060.54	225.38
967	543	DX31	SLE_NL	Min	-30238.93	-9596.07	654.21	-45.02	225.38
968	544	DX31	SLU_ENV_NL	Max	-49040.13	-15553.32	1652.46	2237.04	890.92
968	544	DX18	SLU_ENV_NL	Max	-49007.87	-14618.44	939.67	3066.04	890.92
968	544	DX19	SLU_ENV_NL	Max	73200.89	24331.12	-132.20	3066.04	356.24
968	544	DX32	SLU_ENV_NL	Max	70715.66	20003.91	1006.65	2237.04	356.24
968	544	DX31	SLU_ENV_NL	Min	-78219.63	-24849.53	1634.77	-1120.23	-394.80
968	544	DX18	SLU_ENV_NL	Min	-71319.03	-19534.36	452.95	486.45	-394.80
968	544	DX19	SLU_ENV_NL	Min	58223.71	18283.67	-175.17	486.45	-905.07
968	544	DX32	SLU_ENV_NL	Min	53388.75	15680.54	580.60	-1120.23	-905.07
968	544	DX31	SLE_NL	Max	-36289.69	-11509.46	1209.73	-828.97	659.28
968	544	DX18	SLE_NL	Max	-36265.83	-10817.65	335.18	2268.87	659.28
968	544	DX19	SLE_NL	Max	43085.54	13529.92	-129.62	2268.87	-669.75
968	544	DX32	SLE_NL	Max	39507.68	11603.60	744.92	-828.97	-669.75
968	544	DX31	SLE_NL	Min	-36289.69	-11509.46	1209.73	-828.97	659.28
968	544	DX18	SLE_NL	Min	-36265.83	-10817.65	335.18	2268.87	659.28
968	544	DX19	SLE_NL	Min	43085.54	13529.92	-129.62	2268.87	-669.75
968	544	DX32	SLE_NL	Min	39507.68	11603.60	744.92	-828.97	-669.75
969	545	DX34	SLU_ENV_NL	Max	69735.91	19764.12	-613.20	1120.24	317.85
969	545	DX21	SLU_ENV_NL	Max	72142.70	23959.10	175.32	-580.74	317.85
969	545	DX22	SLU_ENV_NL	Max	-49009.65	-14619.22	-452.49	-580.74	890.94
969	545	DX35	SLU_ENV_NL	Max	-49040.83	-15553.79	-1617.37	1120.24	890.94
969	545	DX34	SLU_ENV_NL	Min	53389.46	15680.77	-1006.97	-2149.03	-905.09
969	545	DX21	SLU_ENV_NL	Min	58223.33	18283.58	78.25	-3066.03	-905.09
969	545	DX22	SLU_ENV_NL	Min	-72899.19	-20042.37	-925.92	-3066.03	-354.99
969	545	DX35	SLU_ENV_NL	Min	-79361.24	-25134.43	-1634.78	-2149.03	-354.99
969	545	DX34	SLE_NL	Max	39508.20	11603.77	-745.16	828.98	-669.77
969	545	DX21	SLE_NL	Max	43085.26	13529.85	129.73	-2268.86	-669.77
969	545	DX22	SLE_NL	Max	-36267.14	-10818.22	-334.84	-2268.86	659.30
969	545	DX35	SLE_NL	Max	-36290.21	-11509.80	-1209.74	828.98	659.30
969	545	DX34	SLE_NL	Min	39508.20	11603.77	-745.16	828.98	-669.77
969	545	DX21	SLE_NL	Min	43085.26	13529.85	129.73	-2268.86	-669.77
969	545	DX22	SLE_NL	Min	-36267.14	-10818.22	-334.84	-2268.86	659.30
969	545	DX35	SLE_NL	Min	-36290.21	-11509.80	-1209.74	828.98	659.30
970	546	DX35	SLU_ENV_NL	Max	-40865.57	-12968.57	-883.60	3841.03	304.60
970	546	DX22	SLU_ENV_NL	Max	-52735.79	-15869.70	-1137.51	1433.25	304.60
970	546	DX23	SLU_ENV_NL	Max	29200.49	9260.31	2609.73	1433.25	1218.23
970	546	DX36	SLU_ENV_NL	Max	41757.72	11417.98	2556.08	3841.03	1218.23
970	546	DX35	SLU_ENV_NL	Min	-70713.45	-22347.91	-1375.81	60.80	-1210.30
970	546	DX22	SLU_ENV_NL	Min	-79359.28	-22172.57	-1322.15	-1819.61	-1210.30
970	546	DX23	SLU_ENV_NL	Min	25977.56	8741.30	2050.78	-1819.61	-284.21
970	546	DX36	SLU_ENV_NL	Min	38182.31	10937.03	2304.69	60.80	-284.21
970	546	DX35	SLE_NL	Max	-30240.52	-9596.74	-653.86	44.99	225.40
970	546	DX22	SLE_NL	Max	-39024.49	-11743.58	-841.76	1060.61	225.40
970	546	DX23	SLE_NL	Max	21608.36	6468.57	1517.58	1060.61	-210.32
970	546	DX36	SLE_NL	Max	28254.91	8093.40	1705.47	44.99	-210.32
970	546	DX35	SLE_NL	Min	-30240.52	-9596.74	-653.86	44.99	225.40
970	546	DX22	SLE_NL	Min	-39024.49	-11743.58	-841.76	1060.61	225.40
970	546	DX23	SLE_NL	Min	21608.36	6468.57	1517.58	1060.61	-210.32
970	546	DX36	SLE_NL	Min	28254.91	8093.40	1705.47	44.99	-210.32
971	547	DX17	SLU_ENV_NL	Max	30388.42	9456.71	-1496.20	268.86	299.88
971	547	DX4	SLU_ENV_NL	Max	25474.45	7770.65	-1331.60	-222.93	299.88
971	547	DX5	SLU_ENV_NL	Max	-62125.93	-18531.47	937.64	-222.93	465.87
971	547	DX18	SLU_ENV_NL	Max	-53711.14	-15868.75	666.29	268.86	465.87
971	547	DX17	SLU_ENV_NL	Min	21757.85	6163.68	-1751.89	-1587.28	-448.47



Autorità Portuale di Taranto
Interventi per il dragaggio di 2,3 M m³ di sedimenti in area Molo Polisettoriale e per la realizzazione di un primo lotto della cassa di colmata funzionale all'ampliamento del V Sporgente del Porto di Taranto

Allegati alla relazione di calcolo strutturale allineamento "BC"

Data 05/2016
Rev. B
c.d.c.: C296A
514B



971	547	DX4	SLU_ENV_NL	Min	13226.97	4103.15	-1480.55	-1862.37	-448.47
971	547	DX5	SLU_ENV_NL	Min	-83635.69	-25010.81	652.45	-1862.37	-285.45
971	547	DX18	SLU_ENV_NL	Min	-76428.89	-23464.89	487.86	-1587.28	-285.45
971	547	DX17	SLE_NL	Max	22487.43	6997.96	-1107.18	198.96	-331.87
971	547	DX4	SLE_NL	Max	18851.10	5750.28	-985.39	-1378.15	-331.87
971	547	DX5	SLE_NL	Max	-45973.19	-13713.28	482.81	-1378.15	344.74
971	547	DX18	SLE_NL	Max	-39746.24	-11742.87	361.02	198.96	344.74
971	547	DX17	SLE_NL	Min	22487.43	6997.96	-1107.18	198.96	-331.87
971	547	DX4	SLE_NL	Min	18851.10	5750.28	-985.39	-1378.15	-331.87
971	547	DX5	SLE_NL	Min	-45973.19	-13713.28	482.81	-1378.15	344.74
971	547	DX18	SLE_NL	Min	-39746.24	-11742.87	361.02	198.96	344.74
972	548	DX18	SLU_ENV_NL	Max	-51162.00	-15155.93	721.22	1147.47	702.04
972	548	DX5	SLU_ENV_NL	Max	-52360.50	-15549.91	894.60	2693.27	702.04
972	548	DX6	SLU_ENV_NL	Max	74366.69	22333.90	528.96	2693.27	-85.45
972	548	DX19	SLU_ENV_NL	Max	71703.47	20726.99	51.64	1147.47	-85.45
972	548	DX18	SLU_ENV_NL	Min	-71678.11	-22118.55	377.70	-585.28	73.15
972	548	DX5	SLU_ENV_NL	Min	-69361.28	-20649.59	863.67	1517.13	73.15
972	548	DX6	SLU_ENV_NL	Min	63513.37	18910.28	225.02	1517.13	-704.52
972	548	DX19	SLU_ENV_NL	Min	60100.03	17895.15	43.00	-585.28	-704.52
972	548	DX18	SLE_NL	Max	-37859.88	-11215.39	279.50	-433.10	519.51
972	548	DX5	SLE_NL	Max	-38746.77	-11506.94	639.12	1993.02	519.51
972	548	DX6	SLE_NL	Max	46999.89	13993.60	391.43	1993.02	-521.35
972	548	DX19	SLE_NL	Max	44474.02	13242.41	31.82	-433.10	-521.35
972	548	DX18	SLE_NL	Max	-37859.88	-11215.39	279.50	-433.10	519.51
972	548	DX5	SLE_NL	Min	-38746.77	-11506.94	639.12	1993.02	519.51
972	548	DX6	SLE_NL	Min	46999.89	13993.60	391.43	1993.02	-521.35
972	548	DX19	SLE_NL	Min	44474.02	13242.41	31.82	-433.10	-521.35
973	549	DX21	SLU_ENV_NL	Max	70797.24	20502.37	-42.64	585.30	-127.66
973	549	DX8	SLU_ENV_NL	Max	72926.43	21868.11	-408.19	-1626.94	-127.66
973	549	DX9	SLU_ENV_NL	Max	-52361.61	-15549.75	-864.34	-1626.94	702.06
973	549	DX22	SLU_ENV_NL	Max	-51163.49	-15155.88	-377.46	585.30	702.06
973	549	DX21	SLU_ENV_NL	Min	60099.60	17895.00	-176.38	-1055.08	-704.54
973	549	DX8	SLU_ENV_NL	Min	63513.25	18910.22	-529.52	-2693.26	-704.54
973	549	DX9	SLU_ENV_NL	Min	-71927.89	-21413.49	-869.26	-2693.26	117.68
973	549	DX22	SLU_ENV_NL	Min	-73341.27	-22544.13	-637.45	-1055.08	117.68
973	549	DX21	SLE_NL	Max	44473.71	13242.30	-31.55	433.12	-521.36
973	549	DX8	SLE_NL	Max	46999.81	13993.56	-391.84	-1993.02	-521.36
973	549	DX9	SLE_NL	Max	-38747.59	-11506.82	-639.61	-1993.02	519.52
973	549	DX22	SLE_NL	Max	-37860.98	-11215.35	-279.32	433.12	519.52
973	549	DX21	SLE_NL	Min	44473.71	13242.30	-31.55	433.12	-521.36
973	549	DX8	SLE_NL	Min	46999.81	13993.56	-391.84	-1993.02	-521.36
973	549	DX9	SLE_NL	Min	-38747.59	-11506.82	-639.61	-1993.02	519.52
973	549	DX22	SLE_NL	Min	-37860.98	-11215.35	-279.32	433.12	519.52
974	550	DX22	SLU_ENV_NL	Max	-53711.33	-15868.31	-488.53	1448.09	465.88
974	550	DX9	SLU_ENV_NL	Max	-62128.70	-18531.80	-652.20	1862.43	465.88
974	550	DX10	SLU_ENV_NL	Max	25474.82	7770.74	1604.75	1862.43	226.29
974	550	DX23	SLU_ENV_NL	Max	30391.32	9457.56	1805.41	1448.09	226.29
974	550	DX22	SLU_ENV_NL	Min	-78104.06	-23900.93	-642.44	-268.86	-211.21
974	550	DX9	SLU_ENV_NL	Min	-85642.81	-25600.00	-843.10	428.31	-211.21
974	550	DX10	SLU_ENV_NL	Min	15003.49	4614.06	1332.62	428.31	-448.48
974	550	DX23	SLU_ENV_NL	Min	23431.44	6685.66	1496.29	-268.86	-448.48
974	550	DX22	SLE_NL	Max	-39746.39	-11742.55	-361.52	-198.96	344.75
974	550	DX9	SLE_NL	Max	-45975.24	-13713.54	-482.63	1378.20	344.75
974	550	DX10	SLE_NL	Max	18851.37	5750.35	986.14	1378.20	-331.88
974	550	DX23	SLE_NL	Max	22489.58	6998.59	1107.25	-198.96	-331.88
974	550	DX22	SLE_NL	Min	-39746.39	-11742.55	-361.52	-198.96	344.75
974	550	DX9	SLE_NL	Min	-45975.24	-13713.54	-482.63	1378.20	344.75
974	550	DX10	SLE_NL	Min	18851.37	5750.35	986.14	1378.20	-331.88
974	550	DX23	SLE_NL	Min	22489.58	6998.59	1107.25	-198.96	-331.88
983	551	DX407	SLU_ENV_NL	Max	31212.00	9614.18	-418.94	97.13	301.88
983	551	DX394	SLU_ENV_NL	Max	30089.63	9334.34	687.61	1285.51	301.88
983	551	DX395	SLU_ENV_NL	Max	99986.03	29767.49	718.90	1285.51	-78.01
983	551	DX408	SLU_ENV_NL	Max	98229.38	29278.26	-250.59	97.13	-78.01
983	551	DX407	SLU_ENV_NL	Min	5785.69	2211.47	-455.51	-122.11	78.75
983	551	DX394	SLU_ENV_NL	Min	4397.03	1772.07	550.55	462.53	78.75
983	551	DX395	SLU_ENV_NL	Min	75887.57	22484.53	629.36	462.53	-302.01
983	551	DX408	SLU_ENV_NL	Min	75869.39	22484.22	-513.76	-122.11	-302.01
983	551	DX407	SLE_NL	Max	4281.41	1636.49	-337.08	-90.36	223.39
983	551	DX394	SLE_NL	Max	3253.80	1311.33	508.83	951.27	223.39
983	551	DX395	SLE_NL	Max	73989.66	22027.94	465.73	951.27	-223.49
983	551	DX408	SLE_NL	Max	72689.74	21665.91	-380.18	-90.36	-223.49
983	551	DX407	SLE_NL	Min	4281.41	1636.49	-337.08	-90.36	223.39
983	551	DX394	SLE_NL	Min	3253.80	1311.33	508.83	951.27	223.39
983	551	DX395	SLE_NL	Min	73989.66	22027.94	465.73	951.27	-223.49
983	551	DX408	SLE_NL	Min	72689.74	21665.91	-380.18	-90.36	-223.49
984	552	DX408	SLU_ENV_NL	Max	37571.49	11080.78	1095.42	373.57	-85.02
984	552	DX395	SLU_ENV_NL	Max	39339.59	11573.67	-515.85	-268.13	-85.02
984	552	DX396	SLU_ENV_NL	Max	1981.54	1297.34	-595.70	-268.13	298.13
984	552	DX409	SLU_ENV_NL	Max	1291.11	1099.68	758.45	373.57	298.13
984	552	DX408	SLU_ENV_NL	Min	12495.58	3474.55	560.08	124.18	-298.33
984	552	DX395	SLU_ENV_NL	Min	14042.86	3928.64	-665.59	-1016.72	-298.33



Autorità Portuale di Taranto
Interventi per il dragaggio di 2,3 M³ di sedimenti in area Molo Polisettoriale e per la realizzazione di un primo lotto della cassa di colmata funzionale all'ampliamento del V Sporgente del Porto di Taranto

Allegati alla relazione di calcolo strutturale allineamento "BC"

Data 05/2016
Rev. B
c.d.c.: C296A
514B



984	552	DX396	SLU_ENV_NL	Min	-14149.11	-3852.37	-1002.55	-1016.72	83.28
984	552	DX409	SLU_ENV_NL	Min	-12888.38	-3437.45	480.23	124.18	83.28
984	552	DX408	SLE_NL	Max	27802.90	8199.77	414.46	276.44	-220.77
984	552	DX395	SLE_NL	Max	29111.30	8564.52	-381.73	-752.37	-220.77
984	552	DX396	SLE_NL	Max	-10470.34	-2850.75	-440.82	-752.37	220.61
984	552	DX409	SLE_NL	Max	-9537.40	-2543.72	355.37	276.44	220.61
984	552	DX408	SLE_NL	Min	27802.90	8199.77	414.46	276.44	-220.77
984	552	DX395	SLE_NL	Min	29111.30	8564.52	-381.73	-752.37	-220.77
984	552	DX396	SLE_NL	Min	-10470.34	-2850.75	-440.82	-752.37	220.61
984	552	DX409	SLE_NL	Min	-9537.40	-2543.72	355.37	276.44	220.61
985	553	DX411	SLU_ENV_NL	Max	1020.17	1018.40	-480.22	-126.02	298.13
985	553	DX398	SLU_ENV_NL	Max	1708.84	1214.69	1002.16	1016.72	298.13
985	553	DX399	SLU_ENV_NL	Max	39340.38	11573.90	665.97	1016.72	-84.98
985	553	DX412	SLU_ENV_NL	Max	37572.37	11081.03	-560.05	-126.02	-84.98
985	553	DX411	SLU_ENV_NL	Min	-12889.20	-3437.71	-758.18	-373.57	83.25
985	553	DX398	SLU_ENV_NL	Min	-14149.99	-3852.64	595.68	266.09	83.25
985	553	DX399	SLU_ENV_NL	Min	13455.75	3752.29	515.85	266.09	-298.34
985	553	DX412	SLU_ENV_NL	Min	11912.38	3299.92	-1094.38	-373.57	-298.34
985	553	DX411	SLE_NL	Max	-9538.01	-2543.91	-355.36	-276.44	220.62
985	553	DX398	SLE_NL	Max	-10470.99	-2850.96	440.81	752.37	220.62
985	553	DX399	SLE_NL	Max	29111.88	8564.68	381.73	752.37	-220.77
985	553	DX412	SLE_NL	Max	27803.56	8199.96	-414.44	-276.44	-220.77
985	553	DX411	SLE_NL	Min	-9538.01	-2543.91	-355.36	-276.44	220.62
985	553	DX398	SLE_NL	Min	-10470.99	-2850.96	440.81	752.37	220.62
985	553	DX399	SLE_NL	Min	29111.88	8564.68	381.73	752.37	-220.77
985	553	DX412	SLE_NL	Min	27803.56	8199.96	-414.44	-276.44	-220.77
986	554	DX412	SLU_ENV_NL	Max	98229.67	29278.34	513.69	122.11	-77.99
986	554	DX399	SLU_ENV_NL	Max	99986.41	29767.59	-629.26	-460.80	-77.99
986	554	DX400	SLU_ENV_NL	Max	29816.35	9254.07	-552.54	-460.80	301.88
986	554	DX413	SLU_ENV_NL	Max	30935.12	9533.75	455.41	122.11	301.88
986	554	DX412	SLU_ENV_NL	Min	75319.61	22319.62	253.41	-95.47	-302.02
986	554	DX399	SLU_ENV_NL	Min	75339.19	22319.79	-720.08	-1285.51	-302.02
986	554	DX400	SLU_ENV_NL	Min	4397.22	1772.02	-687.54	-1285.51	78.74
986	554	DX413	SLU_ENV_NL	Min	5785.78	2211.39	420.94	-95.47	78.74
986	554	DX412	SLE_NL	Max	72689.96	21665.97	380.13	90.36	-223.49
986	554	DX399	SLE_NL	Max	73989.95	22028.02	-465.65	-951.28	-223.49
986	554	DX400	SLE_NL	Max	3253.94	1311.30	-508.78	-951.28	223.39
986	554	DX413	SLE_NL	Max	4281.48	1636.43	337.00	90.36	223.39
986	554	DX412	SLE_NL	Min	72689.96	21665.97	380.13	90.36	-223.49
986	554	DX399	SLE_NL	Min	73989.95	22028.02	-465.65	-951.28	-223.49
986	554	DX400	SLE_NL	Min	3253.94	1311.30	-508.78	-951.28	223.39
986	554	DX413	SLE_NL	Min	4281.48	1636.43	337.00	90.36	223.39
987	555	DX394	SLU_ENV_NL	Max	29570.84	8596.06	790.86	-285.10	916.73
987	555	DX381	SLU_ENV_NL	Max	29357.78	8335.26	-429.67	2773.24	916.73
987	555	DX382	SLU_ENV_NL	Max	105961.93	31924.13	-674.87	2773.24	-249.91
987	555	DX395	SLU_ENV_NL	Max	101355.70	30661.59	580.25	-285.10	-249.91
987	555	DX394	SLU_ENV_NL	Min	2910.00	486.77	614.40	-1498.88	249.37
987	555	DX381	SLU_ENV_NL	Min	-1560.14	-1012.41	-640.72	878.66	249.37
987	555	DX382	SLU_ENV_NL	Min	78436.57	23748.85	-716.35	878.66	-916.10
987	555	DX395	SLU_ENV_NL	Min	76425.71	23287.32	504.18	-1498.88	-916.10
987	555	DX394	SLE_NL	Max	2153.40	360.21	454.66	-1109.17	678.38
987	555	DX381	SLE_NL	Max	-1154.50	-749.18	-474.13	2052.19	678.38
987	555	DX382	SLE_NL	Max	78411.83	23623.86	-499.40	2052.19	-677.91
987	555	DX395	SLE_NL	Max	75003.22	22689.58	429.39	-1109.17	-677.91
987	555	DX394	SLE_NL	Min	2153.40	360.21	454.66	-1109.17	678.38
987	555	DX381	SLE_NL	Min	-1154.50	-749.18	-474.13	2052.19	678.38
987	555	DX382	SLE_NL	Min	78411.83	23623.86	-499.40	2052.19	-677.91
987	555	DX395	SLE_NL	Min	75003.22	22689.58	429.39	-1109.17	-677.91
988	556	DX395	SLU_ENV_NL	Max	40698.86	12463.30	-485.28	1744.64	-262.70
988	556	DX382	SLU_ENV_NL	Max	45042.71	13649.60	593.24	-702.97	-262.70
988	556	DX383	SLU_ENV_NL	Max	52.02	-587.18	605.16	-702.97	910.26
988	556	DX396	SLU_ENV_NL	Max	1287.86	0.47	-438.07	1744.64	910.26
988	556	DX395	SLU_ENV_NL	Min	14590.52	4738.78	-820.57	524.30	-909.25
988	556	DX382	SLU_ENV_NL	Min	15627.59	4904.15	210.15	-2496.43	-909.25
988	556	DX383	SLU_ENV_NL	Min	-20254.66	-6316.54	257.35	-2496.43	263.83
988	556	DX396	SLU_ENV_NL	Min	-15511.37	-4751.94	-808.65	524.30	263.83
988	556	DX395	SLE_NL	Max	30117.16	9222.84	-359.10	1291.04	-672.84
988	556	DX382	SLE_NL	Max	33331.61	10100.71	155.51	-1847.36	-672.84
988	556	DX383	SLE_NL	Max	-14988.45	-4674.24	190.44	-1847.36	673.59
988	556	DX396	SLE_NL	Max	-11478.41	-3516.43	-324.17	1291.04	673.59
988	556	DX395	SLE_NL	Min	30117.16	9222.84	-359.10	1291.04	-672.84
988	556	DX382	SLE_NL	Min	33331.61	10100.71	155.51	-1847.36	-672.84
988	556	DX383	SLE_NL	Min	-14988.45	-4674.24	190.44	-1847.36	673.59
988	556	DX396	SLE_NL	Min	-11478.41	-3516.43	-324.17	1291.04	673.59
989	557	DX398	SLU_ENV_NL	Max	1015.66	-80.59	808.55	-526.14	910.28
989	557	DX385	SLU_ENV_NL	Max	-220.23	-668.63	-257.34	2496.43	910.28
989	557	DX386	SLU_ENV_NL	Max	45043.52	13649.86	-210.17	2496.43	-262.66
989	557	DX399	SLU_ENV_NL	Max	40699.63	12463.55	819.89	-526.14	-262.66
989	557	DX398	SLU_ENV_NL	Min	-15512.21	-4752.18	438.08	-1744.64	263.79
989	557	DX385	SLU_ENV_NL	Min	-20255.34	-6316.74	-604.53	700.94	263.79
989	557	DX386	SLU_ENV_NL	Min	15044.13	4728.72	-593.18	700.94	-909.27



Autorità Portuale di Taranto
Interventi per il dragaggio di 2,3 M m³ di sedimenti in area Molo Polisettoriale e per la realizzazione di un primo lotto della cassa di colmata funzionale all'ampliamento del V Sporgente del Porto di Taranto

Allegati alla relazione di calcolo strutturale allineamento "BC"

Data 05/2016
Rev. B
c.d.c.: C296A
514B

989	557	DX399	SLU_ENV_NL	Min	14003.68	4563.40	485.25	-1744.64	-909.27
989	557	DX398	SLE_NL	Max	-11479.04	-3516.61	324.18	-1291.04	673.61
989	557	DX385	SLE_NL	Max	-14988.95	-4674.39	-190.43	1847.36	673.61
989	557	DX386	SLE_NL	Max	33332.21	10100.89	-155.53	1847.36	-672.86
989	557	DX399	SLE_NL	Max	30117.73	9223.02	359.08	-1291.04	-672.86
989	557	DX398	SLE_NL	Min	-11479.04	-3516.61	324.18	-1291.04	673.61
989	557	DX385	SLE_NL	Min	-14988.95	-4674.39	-190.43	1847.36	673.61
989	557	DX386	SLE_NL	Min	33332.21	10100.89	-155.53	1847.36	-672.86
989	557	DX399	SLE_NL	Min	30117.73	9223.02	359.08	-1291.04	-672.86
990	558	DX399	SLU_ENV_NL	Max	101356.10	30661.72	-505.59	1498.88	-249.88
990	558	DX386	SLU_ENV_NL	Max	105962.13	31924.20	716.74	-876.92	-249.88
990	558	DX387	SLU_ENV_NL	Max	29080.78	8250.95	640.68	-876.92	916.73
990	558	DX400	SLU_ENV_NL	Max	29296.77	8513.12	-614.29	1498.88	916.73
990	558	DX399	SLU_ENV_NL	Min	75877.62	23123.57	-580.20	286.74	-916.10
990	558	DX386	SLU_ENV_NL	Min	77888.60	23584.06	674.77	-2773.24	-916.10
990	558	DX387	SLU_ENV_NL	Min	-1560.11	-1012.30	430.40	-2773.24	249.35
990	558	DX400	SLU_ENV_NL	Min	2910.25	486.94	-791.93	286.74	249.35
990	558	DX399	SLE_NL	Max	75003.51	22689.67	-429.35	1109.17	-677.91
990	558	DX386	SLE_NL	Max	78411.98	23623.91	499.33	-2052.20	-677.91
990	558	DX387	SLE_NL	Max	-1154.48	-749.10	474.10	-2052.20	678.38
990	558	DX400	SLE_NL	Max	2153.59	360.33	-454.57	1109.17	678.38
990	558	DX399	SLE_NL	Min	75003.51	22689.67	-429.35	1109.17	-677.91
990	558	DX386	SLE_NL	Min	78411.98	23623.91	499.33	-2052.20	-677.91
990	558	DX387	SLE_NL	Min	-1154.48	-749.10	474.10	-2052.20	678.38
990	558	DX400	SLE_NL	Min	2153.59	360.33	-454.57	1109.17	678.38
991	559	SX381	SLU_ENV_NL	Max	84728.33	25381.67	703.98	3593.34	543.01
991	559	SX368	SLU_ENV_NL	Max	92884.53	28247.26	-571.06	1703.95	543.01
991	559	SX369	SLU_ENV_NL	Max	86049.11	26011.08	-340.05	1703.95	1811.92
991	559	SX382	SLU_ENV_NL	Max	83483.35	25225.46	720.27	3593.34	1811.92
991	559	SX381	SLU_ENV_NL	Min	15247.79	3494.72	-410.97	-827.13	-1812.74
991	559	SX368	SLU_ENV_NL	Min	12568.62	2660.10	-1645.75	-4855.37	-1812.74
991	559	SX369	SLU_ENV_NL	Min	-17913.29	-4931.52	-1629.46	-4855.37	-542.88
991	559	SX382	SLU_ENV_NL	Min	-8449.50	-2375.21	-179.95	-827.13	-542.88
991	559	SX381	SLE_NL	Max	11283.37	2586.09	520.95	-612.07	401.82
991	559	SX368	SLE_NL	Max	9300.78	1968.47	-1217.85	1260.92	401.82
991	559	SX369	SLE_NL	Max	63676.34	19248.20	-1205.80	1260.92	-401.73
991	559	SX382	SLE_NL	Max	61777.68	18666.84	533.00	-612.07	-401.73
991	559	SX381	SLE_NL	Min	11283.37	2586.09	520.95	-612.07	401.82
991	559	SX368	SLE_NL	Min	9300.78	1968.47	-1217.85	1260.92	401.82
991	559	SX369	SLE_NL	Min	63676.34	19248.20	-1205.80	1260.92	-401.73
991	559	SX382	SLE_NL	Min	61777.68	18666.84	533.00	-612.07	-401.73
992	560	SX382	SLU_ENV_NL	Max	22005.18	6786.97	-523.89	1187.54	1728.65
992	560	SX369	SLU_ENV_NL	Max	22977.38	7084.60	345.94	4994.82	1728.65
992	560	SX370	SLU_ENV_NL	Max	77242.70	23062.08	718.93	4994.82	578.83
992	560	SX383	SLU_ENV_NL	Max	69667.80	20522.69	-150.90	1187.54	578.83
992	560	SX382	SLU_ENV_NL	Min	-77739.11	-23148.32	-1111.80	-3062.72	-575.87
992	560	SX369	SLU_ENV_NL	Min	-87626.17	-25859.15	120.05	-1503.93	-575.87
992	560	SX370	SLU_ENV_NL	Min	-5300.12	-2114.96	638.60	-1503.93	-1728.20
992	560	SX383	SLU_ENV_NL	Min	-852.68	-708.68	-593.24	-3062.72	-1728.20
992	560	SX382	SLE_NL	Max	16283.83	5022.36	-822.73	878.78	-426.14
992	560	SX369	SLE_NL	Max	17003.26	5242.60	88.83	-1112.91	-426.14
992	560	SX370	SLE_NL	Max	-3922.09	-1565.07	472.56	-1112.91	428.33
992	560	SX383	SLE_NL	Max	-630.98	-524.43	-439.00	878.78	428.33
992	560	SX382	SLE_NL	Min	16283.83	5022.36	-822.73	878.78	-426.14
992	560	SX369	SLE_NL	Min	17003.26	5242.60	88.83	-1112.91	-426.14
992	560	SX370	SLE_NL	Min	-3922.09	-1565.07	472.56	-1112.91	428.33
992	560	SX383	SLE_NL	Min	-630.98	-524.43	-439.00	878.78	428.33
993	561	SX385	SLU_ENV_NL	Max	69370.63	20434.41	593.25	3060.96	578.84
993	561	SX372	SLU_ENV_NL	Max	76946.40	22972.18	-638.63	1503.94	578.84
993	561	SX373	SLU_ENV_NL	Max	22977.99	7084.79	-120.12	1503.94	1728.81
993	561	SX386	SLU_ENV_NL	Max	22005.62	6787.12	1111.76	3060.96	1728.81
993	561	SX385	SLU_ENV_NL	Min	-853.00	-708.81	151.10	-1187.55	-1728.35
993	561	SX372	SLU_ENV_NL	Min	-5300.24	-2115.02	-718.88	-4997.12	-1728.35
993	561	SX373	SLU_ENV_NL	Min	-88254.63	-26048.48	-346.19	-4997.12	-575.89
993	561	SX386	SLU_ENV_NL	Min	-78367.56	-23335.76	523.79	-1187.55	-575.89
993	561	SX385	SLE_NL	Max	-631.22	-524.52	439.01	-878.79	428.34
993	561	SX372	SLE_NL	Max	-3922.18	-1565.12	-472.59	1112.91	428.34
993	561	SX373	SLE_NL	Max	17003.71	5242.74	-88.89	1112.91	-426.16
993	561	SX386	SLE_NL	Max	16284.16	5022.47	822.70	-878.79	-426.16
993	561	SX385	SLE_NL	Min	-631.22	-524.52	439.01	-878.79	428.34
993	561	SX372	SLE_NL	Min	-3922.18	-1565.12	-472.59	1112.91	428.34
993	561	SX373	SLE_NL	Min	17003.71	5242.74	-88.89	1112.91	-426.16
993	561	SX386	SLE_NL	Min	16284.16	5022.47	822.70	-878.79	-426.16
994	562	SX386	SLU_ENV_NL	Max	83483.91	25225.64	179.80	827.12	1811.96
994	562	SX373	SLU_ENV_NL	Max	86049.23	26011.13	1629.34	4857.77	1811.96
994	562	SX374	SLU_ENV_NL	Max	92637.34	28172.11	1645.77	4857.77	543.01
994	562	SX387	SLU_ENV_NL	Max	84481.91	25308.76	410.99	827.12	543.01
994	562	SX386	SLU_ENV_NL	Min	-9068.53	-2559.80	-720.27	-3591.12	-542.87
994	562	SX373	SLU_ENV_NL	Min	-18533.97	-5118.53	339.89	-1703.95	-542.87
994	562	SX374	SLU_ENV_NL	Min	12568.54	2660.16	571.08	-1703.95	-1812.78
994	562	SX387	SLU_ENV_NL	Min	15248.17	3494.91	-703.85	-3591.12	-1812.78



Autorità Portuale di Taranto
Interventi per il dragaggio di 2,3 M m³ di sedimenti in area Molo Polisettoriale e per la realizzazione di un primo lotto della cassa di colmata funzionale all'ampliamento del V Sporgente del Porto di Taranto

Allegati alla relazione di calcolo strutturale allineamento "BC"

Data 05/2016
Rev. B
c.d.c.: C296A
514B



994	562	SX386	SLE_NL	Max	61778.09	18666.97	-533.00	612.07	-401.73
994	562	SX373	SLE_NL	Max	63676.43	19248.23	1205.71	-1260.92	-401.73
994	562	SX374	SLE_NL	Max	9300.72	1968.52	1217.87	-1260.92	401.82
994	562	SX387	SLE_NL	Max	11283.64	2586.23	-520.85	612.07	401.82
994	562	SX386	SLE_NL	Min	61778.09	18666.97	-533.00	612.07	-401.73
994	562	SX373	SLE_NL	Min	63676.43	19248.23	1205.71	-1260.92	-401.73
994	562	SX374	SLE_NL	Min	9300.72	1968.52	1217.87	-1260.92	401.82
994	562	SX387	SLE_NL	Min	11283.64	2586.23	-520.85	612.07	401.82
995	563	SX368	SLU_ENV_NL	Max	96495.81	28604.55	-629.72	4033.93	705.10
995	563	SX355	SLU_ENV_NL	Max	105804.28	31519.53	-264.32	2126.25	705.10
995	563	SX356	SLU_ENV_NL	Max	87440.42	26072.06	741.02	2126.25	2073.41
995	563	SX369	SLU_ENV_NL	Max	87104.97	25765.04	-292.55	4033.93	2073.41
995	563	SX368	SLU_ENV_NL	Min	11923.68	4275.89	-2135.04	-1151.23	-2072.21
995	563	SX355	SLU_ENV_NL	Min	5034.36	2432.62	-561.88	-5629.06	-2072.21
995	563	SX356	SLU_ENV_NL	Min	-33499.33	-10279.91	-224.72	-5629.06	-701.00
995	563	SX369	SLU_ENV_NL	Min	-22012.79	-6916.21	-1129.71	-1151.23	-701.00
995	563	SX368	SLE_NL	Max	8823.52	3164.16	-1579.93	-851.91	521.77
995	563	SX355	SLE_NL	Max	3725.43	1800.14	-195.60	1573.43	521.77
995	563	SX356	SLE_NL	Max	64705.91	19293.33	548.35	1573.43	-518.74
995	563	SX369	SLE_NL	Max	64457.68	19066.13	-835.98	-851.91	-518.74
995	563	SX368	SLE_NL	Min	8823.52	3164.16	-1579.93	-851.91	521.77
995	563	SX355	SLE_NL	Min	3725.43	1800.14	-195.60	1573.43	521.77
995	563	SX356	SLE_NL	Min	64705.91	19293.33	548.35	1573.43	-518.74
995	563	SX369	SLE_NL	Min	64457.68	19066.13	-835.98	-851.91	-518.74
996	564	SX369	SLU_ENV_NL	Max	24101.47	6869.96	420.61	1518.52	1944.07
996	564	SX356	SLU_ENV_NL	Max	27338.88	8035.63	-481.97	5659.28	1944.07
996	564	SX357	SLU_ENV_NL	Max	89983.97	27138.63	-151.02	5659.28	742.08
996	564	SX370	SLU_ENV_NL	Max	81009.16	24483.30	751.56	1518.52	742.08
996	564	SX369	SLU_ENV_NL	Min	-91534.45	-27753.11	321.73	-3399.48	-742.29
996	564	SX356	SLU_ENV_NL	Min	-102711.33	-31063.10	-873.14	-1941.39	-742.29
996	564	SX357	SLU_ENV_NL	Min	-10578.73	-2663.28	-701.91	-1941.39	-1942.32
996	564	SX370	SLU_ENV_NL	Min	-6326.78	-1575.58	492.96	-3399.48	-1942.32
996	564	SX369	SLE_NL	Max	17835.08	5083.77	238.08	1123.71	-549.29
996	564	SX356	SLE_NL	Max	20230.77	5946.37	-646.13	-1436.63	-549.29
996	564	SX357	SLE_NL	Max	-7828.26	-1970.83	-519.41	-1436.63	549.14
996	564	SX370	SLE_NL	Max	-4681.82	-1165.93	364.79	1123.71	549.14
996	564	SX369	SLE_NL	Min	17835.08	5083.77	238.08	1123.71	-549.29
996	564	SX356	SLE_NL	Min	20230.77	5946.37	-646.13	-1436.63	-549.29
996	564	SX357	SLE_NL	Min	-7828.26	-1970.83	-519.41	-1436.63	549.14
996	564	SX370	SLE_NL	Min	-4681.82	-1165.93	364.79	1123.71	549.14
997	565	SX372	SLU_ENV_NL	Max	80713.74	24396.25	-493.04	3397.81	742.10
997	565	SX359	SLU_ENV_NL	Max	89685.04	27048.97	701.88	1941.39	742.10
997	565	SX360	SLU_ENV_NL	Max	27339.28	8035.74	873.16	1941.39	1944.27
997	565	SX373	SLU_ENV_NL	Max	24102.04	6870.12	-321.76	3397.81	1944.27
997	565	SX372	SLU_ENV_NL	Min	-6326.86	-1575.57	-752.12	-1518.53	-1942.51
997	565	SX359	SLU_ENV_NL	Min	-10578.88	-2663.30	152.10	-5661.64	-1942.51
997	565	SX360	SLU_ENV_NL	Min	-103337.91	-31252.39	483.19	-5661.64	-742.31
997	565	SX373	SLU_ENV_NL	Min	-92162.26	-27940.15	-421.03	-1518.53	-742.31
997	565	SX372	SLE_NL	Max	-4681.87	-1165.92	-364.85	-1123.71	549.15
997	565	SX359	SLE_NL	Max	-7828.37	-1970.84	519.39	1436.63	549.15
997	565	SX360	SLE_NL	Max	20231.07	5946.45	646.14	1436.63	-549.31
997	565	SX373	SLE_NL	Max	17835.51	5083.89	-238.10	-1123.71	-549.31
997	565	SX372	SLE_NL	Min	-4681.87	-1165.92	-364.85	-1123.71	549.15
997	565	SX359	SLE_NL	Min	-7828.37	-1970.84	519.39	1436.63	549.15
997	565	SX360	SLE_NL	Min	20231.07	5946.45	646.14	1436.63	-549.31
997	565	SX373	SLE_NL	Min	17835.51	5083.89	-238.10	-1123.71	-549.31
998	566	SX373	SLU_ENV_NL	Max	87105.08	25765.06	1129.69	1151.23	2073.42
998	566	SX360	SLU_ENV_NL	Max	87440.77	26072.15	224.43	5631.38	2073.42
998	566	SX361	SLU_ENV_NL	Max	105557.03	31444.65	561.09	5631.38	705.10
998	566	SX374	SLU_ENV_NL	Max	96249.38	28531.98	2134.95	1151.23	705.10
998	566	SX373	SLU_ENV_NL	Min	-22632.74	-7100.86	293.12	-4031.65	-701.01
998	566	SX360	SLU_ENV_NL	Min	-34116.69	-10466.47	-741.02	-2126.25	-701.01
998	566	SX361	SLU_ENV_NL	Min	5034.52	2432.65	264.25	-2126.25	-2072.21
998	566	SX374	SLU_ENV_NL	Min	11923.57	4275.84	629.78	-4031.65	-2072.21
998	566	SX373	SLE_NL	Max	64457.76	19066.15	835.97	851.91	-518.74
998	566	SX360	SLE_NL	Max	64706.17	19293.39	-548.35	-1573.43	-518.74
998	566	SX361	SLE_NL	Max	3725.55	1800.16	195.54	-1573.43	521.77
998	566	SX374	SLE_NL	Max	8823.44	3164.12	1579.87	851.91	521.77
998	566	SX373	SLE_NL	Min	64457.76	19066.15	835.97	851.91	-518.74
998	566	SX360	SLE_NL	Min	64706.17	19293.39	-548.35	-1573.43	-518.74
998	566	SX361	SLE_NL	Min	3725.55	1800.16	195.54	-1573.43	521.77
998	566	SX374	SLE_NL	Min	8823.44	3164.12	1579.87	851.91	521.77
1001	567	SX355	SLU_ENV_NL	Max	110109.86	33259.91	828.98	3997.72	802.75
1001	567	SX342	SLU_ENV_NL	Max	118887.27	35996.62	1224.98	2436.23	802.75
1001	567	SX343	SLU_ENV_NL	Max	96475.20	29596.35	159.33	2436.23	2134.90
1001	567	SX356	SLU_ENV_NL	Max	88916.80	26469.91	-236.67	3997.72	2134.90
1001	567	SX355	SLU_ENV_NL	Min	3276.21	1095.53	-717.39	-1330.11	-2132.61
1001	567	SX342	SLU_ENV_NL	Min	3339.21	1848.30	-714.19	-5949.39	-2132.61
1001	567	SX343	SLU_ENV_NL	Min	-48992.81	-14426.45	-300.08	-5949.39	-813.09
1001	567	SX356	SLU_ENV_NL	Min	-37448.03	-10830.67	-303.28	-1330.11	-813.09
1001	567	SX355	SLE_NL	Max	2424.40	810.69	613.44	-984.28	594.03



Autorità Portuale di Taranto
Interventi per il dragaggio di 2,3 M m³ di sedimenti in area Molo Polisettoriale e per la realizzazione di un primo lotto della cassa di colmata funzionale all'ampliamento del V Sporgente del Porto di Taranto

Allegati alla relazione di calcolo strutturale allineamento "BC"

Data 05/2016
Rev. B
c.d.c.: C296A
514B



1001	567	SX342	SLE_NL	Max	2471.02	1367.74	906.48	1802.81	594.03
1001	567	SX343	SLE_NL	Max	71391.65	21901.30	117.90	1802.81	-601.69
1001	567	SX356	SLE_NL	Max	65798.43	19587.74	-175.14	-984.28	-601.69
1001	567	SX355	SLE_NL	Min	2424.40	810.69	613.44	-984.28	594.03
1001	567	SX342	SLE_NL	Min	2471.02	1367.74	906.48	1802.81	594.03
1001	567	SX343	SLE_NL	Min	71391.65	21901.30	117.90	1802.81	-601.69
1001	567	SX356	SLE_NL	Min	65798.43	19587.74	-175.14	-984.28	-601.69
1002	568	SX356	SLU_ENV_NL	Max	28848.76	8449.08	-372.44	1599.50	1963.35
1002	568	SX343	SLU_ENV_NL	Max	33011.97	10557.81	622.90	5873.71	1963.35
1002	568	SX344	SLU_ENV_NL	Max	102539.11	30614.35	564.76	5873.71	803.53
1002	568	SX357	SLU_ENV_NL	Max	93872.17	28235.58	17.86	1599.50	803.53
1002	568	SX356	SLU_ENV_NL	Min	-106397.58	-31486.86	-792.48	-3271.34	-808.48
1002	568	SX343	SLU_ENV_NL	Min	-117799.19	-35097.04	153.57	-2157.92	-808.48
1002	568	SX344	SLU_ENV_NL	Min	-15824.38	-4933.01	543.87	-2157.92	-1960.06
1002	568	SX357	SLU_ENV_NL	Min	-12569.86	-4680.91	-850.62	-3271.34	-1960.06
1002	568	SX356	SLE_NL	Max	21348.08	6252.32	-586.43	1183.63	-598.27
1002	568	SX343	SLE_NL	Max	24428.86	7812.78	460.95	-1596.86	-598.27
1002	568	SX344	SLE_NL	Max	-11710.04	-3650.42	417.92	-1596.86	594.61
1002	568	SX357	SLE_NL	Max	-9301.70	-3463.88	-629.46	1183.63	594.61
1002	568	SX356	SLE_NL	Min	21348.08	6252.32	-586.43	1183.63	-598.27
1002	568	SX343	SLE_NL	Min	24428.86	7812.78	460.95	-1596.86	-598.27
1002	568	SX344	SLE_NL	Min	-11710.04	-3650.42	417.92	-1596.86	594.61
1002	568	SX357	SLE_NL	Min	-9301.70	-3463.88	-629.46	1183.63	594.61
1003	569	SX359	SLU_ENV_NL	Max	93573.48	28146.59	850.63	3269.70	803.55
1003	569	SX346	SLU_ENV_NL	Max	102240.02	30522.16	-544.40	2157.92	803.55
1003	569	SX347	SLU_ENV_NL	Max	33012.41	10557.95	-154.36	2157.92	1963.55
1003	569	SX360	SLU_ENV_NL	Max	28849.14	8449.21	792.46	3269.70	1963.55
1003	569	SX359	SLU_ENV_NL	Min	-12569.99	-4680.93	-16.68	-1599.51	-1960.25
1003	569	SX346	SLU_ENV_NL	Min	-15824.37	-4932.98	-564.70	-5876.06	-1960.25
1003	569	SX347	SLU_ENV_NL	Min	-118424.67	-35286.22	-622.87	-5876.06	-808.50
1003	569	SX360	SLU_ENV_NL	Min	-107023.14	-31672.67	373.36	-1599.51	-808.50
1003	569	SX359	SLE_NL	Max	-9301.80	-3463.89	629.47	-1183.64	594.63
1003	569	SX346	SLE_NL	Max	-11710.03	-3650.41	-417.88	1596.86	594.63
1003	569	SX347	SLE_NL	Max	24429.18	7812.89	-460.92	1596.86	-598.29
1003	569	SX360	SLE_NL	Max	21348.37	6252.41	586.42	-1183.64	-598.29
1003	569	SX359	SLE_NL	Min	-9301.80	-3463.89	629.47	-1183.64	594.63
1003	569	SX346	SLE_NL	Min	-11710.03	-3650.41	-417.88	1596.86	594.63
1003	569	SX347	SLE_NL	Min	24429.18	7812.89	-460.92	1596.86	-598.29
1003	569	SX360	SLE_NL	Min	21348.37	6252.41	586.42	-1183.64	-598.29
1004	570	SX360	SLU_ENV_NL	Max	88917.16	26470.03	302.98	1330.11	2134.92
1004	570	SX347	SLU_ENV_NL	Max	96475.34	29596.41	300.42	5951.70	2134.92
1004	570	SX348	SLU_ENV_NL	Max	118639.95	35920.38	714.37	5951.70	802.75
1004	570	SX361	SLU_ENV_NL	Max	109863.22	33187.28	716.93	1330.11	802.75
1004	570	SX360	SLU_ENV_NL	Min	-38064.24	-11013.65	236.60	-3995.46	-813.09
1004	570	SX347	SLU_ENV_NL	Min	-49609.58	-14613.04	-159.25	-2436.23	-813.09
1004	570	SX348	SLU_ENV_NL	Min	3339.10	1848.20	-1224.82	-2436.23	-2132.61
1004	570	SX361	SLU_ENV_NL	Min	3276.36	1095.50	-828.98	-3995.46	-2132.61
1004	570	SX360	SLE_NL	Max	65798.70	19587.82	175.08	984.28	-601.69
1004	570	SX347	SLE_NL	Max	71391.75	21901.35	-117.84	-1802.81	-601.69
1004	570	SX348	SLE_NL	Max	2470.93	1367.67	-906.37	-1802.81	594.03
1004	570	SX361	SLE_NL	Max	2424.50	810.67	-613.44	984.28	594.03
1004	570	SX360	SLE_NL	Min	65798.70	19587.82	175.08	984.28	-601.69
1004	570	SX347	SLE_NL	Min	71391.75	21901.35	-117.84	-1802.81	-601.69
1004	570	SX348	SLE_NL	Min	2470.93	1367.67	-906.37	-1802.81	594.03
1004	570	SX361	SLE_NL	Min	2424.50	810.67	-613.44	984.28	594.03
1005	571	SX342	SLU_ENV_NL	Max	122812.38	36671.39	810.44	3554.75	760.68
1005	571	SX329	SLU_ENV_NL	Max	131324.74	38742.00	-99.03	2402.28	760.68
1005	571	SX330	SLU_ENV_NL	Max	102062.87	30908.81	-215.15	2402.28	2020.93
1005	571	SX343	SLU_ENV_NL	Max	97489.39	28288.51	694.33	3554.75	2020.93
1005	571	SX342	SLU_ENV_NL	Min	1049.64	-1095.13	-810.88	-1162.10	-2015.84
1005	571	SX329	SLU_ENV_NL	Min	-1939.91	-777.85	-891.96	-5854.53	-2015.84
1005	571	SX330	SLU_ENV_NL	Min	-64394.25	-19922.50	-538.98	-5854.53	-768.51
1005	571	SX343	SLU_ENV_NL	Min	-53169.88	-15941.08	-457.89	-1162.10	-768.51
1005	571	SX342	SLE_NL	Max	776.73	-810.39	599.72	-859.96	562.90
1005	571	SX329	SLE_NL	Max	-1435.53	-575.61	-73.28	1777.68	562.90
1005	571	SX330	SLE_NL	Max	75526.52	22872.52	-159.21	1777.68	-568.70
1005	571	SX343	SLE_NL	Max	72142.15	20933.50	513.80	-859.96	-568.70
1005	571	SX342	SLE_NL	Min	776.73	-810.39	599.72	-859.96	562.90
1005	571	SX329	SLE_NL	Min	-1435.53	-575.61	-73.28	1777.68	562.90
1005	571	SX330	SLE_NL	Min	75526.52	22872.52	-159.21	1777.68	-568.70
1005	571	SX343	SLE_NL	Min	72142.15	20933.50	513.80	-859.96	-568.70
1006	572	SX343	SLU_ENV_NL	Max	34026.56	9248.62	774.42	1433.60	1796.62
1006	572	SX330	SLU_ENV_NL	Max	39649.85	12185.95	-451.50	5649.21	1796.62
1006	572	SX331	SLU_ENV_NL	Max	113871.16	33982.38	-283.46	5649.21	757.03
1006	572	SX344	SLU_ENV_NL	Max	106554.05	32581.45	804.13	1433.60	757.03
1006	572	SX343	SLU_ENV_NL	Min	-121628.01	-36443.74	252.02	-2709.30	-766.52
1006	572	SX330	SLU_ENV_NL	Min	-133108.57	-40571.58	-835.57	-2117.63	-766.52
1006	572	SX331	SLU_ENV_NL	Min	-19486.30	-4850.56	-858.04	-2117.63	-1789.35
1006	572	SX344	SLU_ENV_NL	Min	-17393.27	-5471.50	367.88	-2709.30	-1789.35
1006	572	SX343	SLE_NL	Max	25179.65	6843.98	573.07	1060.87	-567.22
1006	572	SX330	SLE_NL	Max	29340.89	9017.60	-334.11	-1567.05	-567.22



Autorità Portuale di Taranto
Interventi per il dragaggio di 2,3 M³ di sedimenti in area Molo Polisettoriale e per la realizzazione di un primo lotto della cassa di colmata funzionale all'ampliamento del V Sporgente del Porto di Taranto

Allegati alla relazione di calcolo strutturale allineamento "BC"

Data 05/2016
Rev. B
c.d.c.: C296A
514B



1006	572	SX331	SLE_NL	Max	-14419.86	-3589.41	-634.95	-1567.05	560.20
1006	572	SX344	SLE_NL	Max	-12871.02	-4048.91	272.23	1060.87	560.20
1006	572	SX343	SLE_NL	Min	25179.65	6843.98	573.07	1060.87	-567.22
1006	572	SX330	SLE_NL	Min	29340.89	9017.60	-334.11	-1567.05	-567.22
1006	572	SX331	SLE_NL	Min	-14419.86	-3589.41	-634.95	-1567.05	560.20
1006	572	SX344	SLE_NL	Min	-12871.02	-4048.91	272.23	1060.87	560.20
1007	573	SX346	SLU_ENV_NL	Max	106256.73	32495.27	-367.85	2707.66	757.05
1007	573	SX333	SLU_ENV_NL	Max	113569.78	33892.26	858.04	2117.62	757.05
1007	573	SX334	SLU_ENV_NL	Max	39650.01	12185.98	837.64	2117.62	1796.81
1007	573	SX347	SLU_ENV_NL	Max	34026.95	9248.72	-253.16	2707.66	1796.81
1007	573	SX346	SLU_ENV_NL	Min	-17393.24	-5471.51	-805.12	-1433.60	-1789.52
1007	573	SX333	SLU_ENV_NL	Min	-19486.36	-4850.60	285.68	-5651.50	-1789.52
1007	573	SX334	SLU_ENV_NL	Min	-133729.95	-40760.09	451.53	-5651.50	-766.53
1007	573	SX347	SLU_ENV_NL	Min	-122252.27	-36628.96	-774.35	-1433.60	-766.53
1007	573	SX346	SLE_NL	Max	-12871.00	-4048.91	-272.21	-1060.87	560.22
1007	573	SX333	SLE_NL	Max	-14419.91	-3589.44	634.95	1567.04	560.22
1007	573	SX334	SLE_NL	Max	29341.01	9017.62	334.13	1567.04	-567.24
1007	573	SX347	SLE_NL	Max	25179.94	6844.05	-573.02	-1060.87	-567.24
1007	573	SX346	SLE_NL	Max	-12871.00	-4048.91	-272.21	-1060.87	560.22
1007	573	SX333	SLE_NL	Min	-14419.91	-3589.44	634.95	1567.04	560.22
1007	573	SX334	SLE_NL	Min	29341.01	9017.62	334.13	1567.04	-567.24
1007	573	SX347	SLE_NL	Min	25179.94	6844.05	-573.02	-1060.87	-567.24
1008	574	SX347	SLU_ENV_NL	Max	97489.52	28288.53	458.94	1162.10	2020.89
1008	574	SX334	SLU_ENV_NL	Max	102063.37	30908.94	538.14	5856.68	2020.89
1008	574	SX335	SLU_ENV_NL	Max	131077.72	38667.05	890.33	5856.68	760.68
1008	574	SX348	SLU_ENV_NL	Max	122566.44	36600.23	811.13	1162.10	760.68
1008	574	SX347	SLU_ENV_NL	Min	-53785.28	-16123.60	-694.15	-3552.36	-768.51
1008	574	SX334	SLU_ENV_NL	Min	-65005.84	-20108.13	215.07	-2402.28	-768.51
1008	574	SX335	SLU_ENV_NL	Min	-1939.59	-777.64	98.85	-2402.28	-2015.78
1008	574	SX348	SLU_ENV_NL	Min	1049.59	-1095.02	-810.38	-3552.36	-2015.78
1008	574	SX347	SLE_NL	Max	72142.25	20933.51	-513.67	859.96	-568.70
1008	574	SX334	SLE_NL	Max	75526.89	22872.62	159.15	-1777.69	-568.70
1008	574	SX335	SLE_NL	Max	-1435.29	-575.45	73.15	-1777.69	562.90
1008	574	SX348	SLE_NL	Max	776.69	-810.31	-599.68	859.96	562.90
1008	574	SX347	SLE_NL	Min	72142.25	20933.51	-513.67	859.96	-568.70
1008	574	SX334	SLE_NL	Min	75526.89	22872.62	159.15	-1777.69	-568.70
1008	574	SX335	SLE_NL	Min	-1435.29	-575.45	73.15	-1777.69	562.90
1008	574	SX348	SLE_NL	Min	776.69	-810.31	-599.68	859.96	562.90
1011	575	SX329	SLU_ENV_NL	Max	135471.35	41576.57	-73.56	2616.41	607.31
1011	575	SX316	SLU_ENV_NL	Max	140752.69	42553.44	-358.95	2102.92	607.31
1011	575	SX317	SLU_ENV_NL	Max	106195.56	33004.82	-78.77	2102.92	1685.22
1011	575	SX330	SLU_ENV_NL	Max	103128.65	30360.27	0.47	2616.41	1685.22
1011	575	SX329	SLU_ENV_NL	Min	-3436.70	-1665.99	-1262.89	-750.02	-1677.43
1011	575	SX316	SLU_ENV_NL	Min	-5901.09	-801.81	-675.10	-5221.57	-1677.43
1011	575	SX317	SLU_ENV_NL	Min	-77302.07	-23289.02	-284.92	-5221.57	-616.66
1011	575	SX330	SLU_ENV_NL	Min	-67531.36	-19392.04	-666.56	-750.02	-616.66
1011	575	SX329	SLE_NL	Max	-2543.16	-1232.83	-54.44	-555.02	449.41
1011	575	SX316	SLE_NL	Max	-4366.80	-593.34	-265.63	1556.16	449.41
1011	575	SX317	SLE_NL	Max	78584.71	24423.57	-210.84	1556.16	-456.33
1011	575	SX330	SLE_NL	Max	76315.20	22466.60	0.35	-555.02	-456.33
1011	575	SX329	SLE_NL	Min	-2543.16	-1232.83	-54.44	-555.02	449.41
1011	575	SX316	SLE_NL	Min	-4366.80	-593.34	-265.63	1556.16	449.41
1011	575	SX317	SLE_NL	Min	78584.71	24423.57	-210.84	1556.16	-456.33
1011	575	SX330	SLE_NL	Min	76315.20	22466.60	0.35	-555.02	-456.33
1012	576	SX330	SLU_ENV_NL	Max	40715.84	11639.16	-469.51	1045.74	1408.78
1012	576	SX317	SLU_ENV_NL	Max	43545.95	14207.20	488.97	4886.16	1408.78
1012	576	SX318	SLU_ENV_NL	Max	123240.93	36428.22	589.77	4886.16	616.43
1012	576	SX331	SLU_ENV_NL	Max	117351.15	35818.11	-127.62	1045.74	616.43
1012	576	SX330	SLU_ENV_NL	Min	-135815.50	-39830.44	-808.22	-1661.90	-625.42
1012	576	SX317	SLU_ENV_NL	Min	-144711.87	-43558.81	-21.45	-1848.86	-625.42
1012	576	SX318	SLU_ENV_NL	Min	-23986.32	-6843.97	320.44	-1848.86	-1400.47
1012	576	SX331	SLU_ENV_NL	Min	-21555.57	-7648.01	-707.42	-1661.90	-1400.47
1012	576	SX330	SLE_NL	Max	30129.72	8612.98	-598.08	773.85	-462.81
1012	576	SX317	SLE_NL	Max	32224.00	10513.33	361.84	-1368.16	-462.81
1012	576	SX318	SLE_NL	Max	-17749.88	-5064.54	436.43	-1368.16	456.16
1012	576	SX331	SLE_NL	Max	-15951.12	-5659.53	-523.49	773.85	456.16
1012	576	SX330	SLE_NL	Min	30129.72	8612.98	-598.08	773.85	-462.81
1012	576	SX317	SLE_NL	Min	32224.00	10513.33	361.84	-1368.16	-462.81
1012	576	SX318	SLE_NL	Min	-17749.88	-5064.54	436.43	-1368.16	456.16
1012	576	SX331	SLE_NL	Min	-15951.12	-5659.53	-523.49	773.85	456.16
1013	577	SX333	SLU_ENV_NL	Max	117049.72	35728.17	707.44	1660.16	616.44
1013	577	SX320	SLU_ENV_NL	Max	122938.43	36333.55	-321.30	1848.84	616.44
1013	577	SX321	SLU_ENV_NL	Max	43546.07	14207.26	20.10	1848.84	1408.91
1013	577	SX334	SLU_ENV_NL	Max	40715.98	11639.22	808.23	1660.16	1408.91
1013	577	SX333	SLU_ENV_NL	Min	-21555.59	-7648.04	129.93	-1045.74	-1400.57
1013	577	SX320	SLU_ENV_NL	Min	-23986.25	-6843.97	-589.78	-4888.27	-1400.57
1013	577	SX321	SLU_ENV_NL	Min	-145330.19	-43746.59	-489.00	-4888.27	-625.43
1013	577	SX334	SLU_ENV_NL	Min	-136435.19	-40013.69	471.32	-1045.74	-625.43
1013	577	SX333	SLE_NL	Max	-15951.14	-5659.55	523.51	-773.85	456.16
1013	577	SX320	SLE_NL	Max	-17749.82	-5064.54	-436.44	1368.14	456.16
1013	577	SX321	SLE_NL	Max	32224.09	10513.37	-361.86	1368.14	-462.82



Autorità Portuale di Taranto
Interventi per il dragaggio di 2,3 M m³ di sedimenti in area Molo Polisettoriale e per la realizzazione di un primo lotto della cassa di colmata funzionale all'ampliamento del V Sporgente del Porto di Taranto

Allegati alla relazione di calcolo strutturale allineamento "BC"

Data 05/2016
Rev. B
c.d.c.: C296A
514B



1013	577	SX334	SLE_NL	Max	30129.83	8613.03	598.09	-773.85	-462.82
1013	577	SX333	SLE_NL	Min	-15951.14	-5659.55	523.51	-773.85	456.16
1013	577	SX320	SLE_NL	Min	-17749.82	-5064.54	-436.44	1368.14	456.16
1013	577	SX321	SLE_NL	Min	32224.09	10513.37	-361.86	1368.14	-462.82
1013	577	SX334	SLE_NL	Min	30129.83	8613.03	598.09	-773.85	-462.82
1014	578	SX334	SLU_ENV_NL	Max	103129.17	30360.44	665.80	750.02	1685.13
1014	578	SX321	SLU_ENV_NL	Max	106196.00	33004.98	285.04	5223.59	1685.13
1014	578	SX322	SLU_ENV_NL	Max	140505.91	42476.01	675.45	5223.59	607.31
1014	578	SX335	SLU_ENV_NL	Max	135224.84	41504.13	1261.48	750.02	607.31
1014	578	SX334	SLU_ENV_NL	Min	-68141.08	-19572.26	-0.61	-2613.94	-616.66
1014	578	SX321	SLU_ENV_NL	Min	-77910.48	-23473.87	79.77	-2102.93	-616.66
1014	578	SX322	SLU_ENV_NL	Min	-5900.94	-801.89	359.10	-2102.93	-1677.32
1014	578	SX335	SLU_ENV_NL	Min	-3436.46	-1666.05	73.45	-2613.94	-1677.32
1014	578	SX334	SLE_NL	Max	76315.58	22466.73	-0.45	555.02	-456.33
1014	578	SX321	SLE_NL	Max	78585.04	24423.68	210.93	-1556.17	-456.33
1014	578	SX322	SLE_NL	Max	-4366.70	-593.40	265.73	-1556.17	449.41
1014	578	SX335	SLE_NL	Max	-2542.98	-1232.88	54.35	555.02	449.41
1014	578	SX334	SLE_NL	Min	76315.58	22466.73	-0.45	555.02	-456.33
1014	578	SX321	SLE_NL	Min	78585.04	24423.68	210.93	-1556.17	-456.33
1014	578	SX322	SLE_NL	Min	-4366.70	-593.40	265.73	-1556.17	449.41
1014	578	SX335	SLE_NL	Min	-2542.98	-1232.88	54.35	555.02	449.41
1015	579	SX316	SLU_ENV_NL	Max	143382.59	43160.19	-123.66	1143.44	233.11
1015	579	SX303	SLU_ENV_NL	Max	147747.50	43090.52	-57.02	1268.23	233.11
1015	579	SX304	SLU_ENV_NL	Max	108226.28	33172.09	-151.86	1268.23	1100.50
1015	579	SX317	SLU_ENV_NL	Max	106158.10	30378.53	-218.50	1143.44	1100.50
1015	579	SX316	SLU_ENV_NL	Min	-7492.54	-3605.22	-648.17	151.08	-1091.65
1015	579	SX303	SLU_ENV_NL	Min	-7518.16	-1500.12	-839.94	-3966.23	-1091.65
1015	579	SX304	SLU_ENV_NL	Min	-85292.38	-26740.41	-819.73	-3966.23	-246.17
1015	579	SX317	SLU_ENV_NL	Min	-79810.00	-23489.23	-627.96	151.08	-246.17
1015	579	SX316	SLE_NL	Max	-5544.48	-2667.86	-91.51	111.80	172.50
1015	579	SX303	SLE_NL	Max	-5563.44	-1110.09	-42.20	938.49	172.50
1015	579	SX304	SLE_NL	Max	80087.45	24547.34	-112.38	938.49	-182.17
1015	579	SX317	SLE_NL	Max	78557.00	22480.11	-161.69	111.80	-182.17
1015	579	SX316	SLE_NL	Min	-5544.48	-2667.86	-91.51	111.80	172.50
1015	579	SX303	SLE_NL	Min	-5563.44	-1110.09	-42.20	938.49	172.50
1015	579	SX304	SLE_NL	Min	80087.45	24547.34	-112.38	938.49	-182.17
1015	579	SX317	SLE_NL	Min	78557.00	22480.11	-161.69	111.80	-182.17
1016	580	SX317	SLU_ENV_NL	Max	43537.59	11593.08	356.56	167.55	776.38
1016	580	SX304	SLU_ENV_NL	Max	44995.02	14202.00	-761.72	3507.85	776.38
1016	580	SX305	SLU_ENV_NL	Max	127613.38	37751.72	-591.14	3507.85	251.97
1016	580	SX318	SLU_ENV_NL	Max	126062.94	39154.23	798.28	167.55	251.97
1016	580	SX317	SLU_ENV_NL	Min	-146699.96	-43505.07	136.21	-78.84	-263.79
1016	580	SX304	SLU_ENV_NL	Min	-153837.04	-47354.95	-1401.15	-1034.65	-263.79
1016	580	SX305	SLU_ENV_NL	Min	-26387.87	-6561.62	-739.08	-1034.65	-762.38
1016	580	SX318	SLU_ENV_NL	Min	-25224.61	-8385.35	527.14	-78.84	-762.38
1016	580	SX317	SLE_NL	Max	32217.82	8578.88	263.86	123.98	-195.21
1016	580	SX304	SLE_NL	Max	33296.32	10509.48	-563.67	-765.64	-195.21
1016	580	SX305	SLE_NL	Max	-19527.02	-4855.60	-437.44	-765.64	186.46
1016	580	SX318	SLE_NL	Max	-18666.21	-6205.16	390.08	123.98	186.46
1016	580	SX317	SLE_NL	Min	32217.82	8578.88	263.86	123.98	-195.21
1016	580	SX304	SLE_NL	Min	33296.32	10509.48	-563.67	-765.64	-195.21
1016	580	SX305	SLE_NL	Min	-19527.02	-4855.60	-437.44	-765.64	186.46
1016	580	SX318	SLE_NL	Min	-18666.21	-6205.16	390.08	123.98	186.46
1017	581	SX320	SLU_ENV_NL	Max	125762.94	39068.78	-527.16	76.94	251.97
1017	581	SX307	SLU_ENV_NL	Max	127309.13	37661.07	742.82	1034.61	251.97
1017	581	SX308	SLU_ENV_NL	Max	44995.06	14201.99	1404.14	1034.61	776.41
1017	581	SX321	SLU_ENV_NL	Max	43537.66	11593.09	-138.13	76.94	776.41
1017	581	SX320	SLU_ENV_NL	Min	-25224.49	-8385.29	-799.45	-167.53	-762.38
1017	581	SX307	SLU_ENV_NL	Min	-26387.61	-6561.52	591.18	-3509.73	-762.38
1017	581	SX308	SLU_ENV_NL	Min	-154447.24	-47540.94	761.74	-3509.73	-263.79
1017	581	SX321	SLU_ENV_NL	Min	-147316.29	-43687.14	-356.59	-167.53	-263.79
1017	581	SX320	SLE_NL	Max	-18666.12	-6205.11	-390.10	-123.97	186.46
1017	581	SX307	SLE_NL	Max	-19526.83	-4855.52	437.47	765.61	186.46
1017	581	SX308	SLE_NL	Max	33296.34	10509.48	563.69	765.61	-195.20
1017	581	SX321	SLE_NL	Max	32217.87	8578.88	-263.88	-123.97	-195.20
1017	581	SX320	SLE_NL	Min	-18666.12	-6205.11	-390.10	-123.97	186.46
1017	581	SX307	SLE_NL	Min	-19526.83	-4855.52	437.47	765.61	186.46
1017	581	SX308	SLE_NL	Min	33296.34	10509.48	563.69	765.61	-195.20
1017	581	SX321	SLE_NL	Min	32217.87	8578.88	-263.88	-123.97	-195.20
1018	582	SX321	SLU_ENV_NL	Max	106158.54	30378.64	629.71	-151.08	1100.30
1018	582	SX308	SLU_ENV_NL	Max	108226.68	33172.19	818.15	3967.94	1100.30
1018	582	SX309	SLU_ENV_NL	Max	147501.74	43015.97	837.05	3967.94	233.11
1018	582	SX322	SLU_ENV_NL	Max	143137.84	43090.91	648.60	-151.08	233.11
1018	582	SX321	SLU_ENV_NL	Min	-80416.25	-23668.23	218.63	-1140.72	-246.17
1018	582	SX308	SLU_ENV_NL	Min	-85892.43	-26923.40	151.73	-1268.23	-246.17
1018	582	SX309	SLU_ENV_NL	Min	-7517.98	-1499.94	56.90	-1268.23	-1091.42
1018	582	SX322	SLU_ENV_NL	Min	-7492.31	-3605.03	123.80	-1140.72	-1091.42
1018	582	SX321	SLE_NL	Max	78557.32	22480.20	161.79	-111.80	-182.17
1018	582	SX308	SLE_NL	Max	80087.75	24547.42	112.28	-938.49	-182.17
1018	582	SX309	SLE_NL	Max	-5563.30	-1109.96	42.11	-938.49	172.50
1018	582	SX322	SLE_NL	Max	-5544.31	-2667.72	91.61	-111.80	172.50



Autorità Portuale di Taranto
Interventi per il dragaggio di 2,3 M m³ di sedimenti in area Molo Polisettoriale e per la realizzazione di un primo lotto della cassa di colmata funzionale all'ampliamento del V Sporgente del Porto di Taranto

Allegati alla relazione di calcolo strutturale allineamento "BC"

Data 05/2016
Rev. B
c.d.c.: C296A
514B

1018	582	SX321	SLE_NL	Min	78557.32	22480.20	161.79	-111.80	-182.17
1018	582	SX308	SLE_NL	Min	80087.75	24547.42	112.28	-938.49	-182.17
1018	582	SX309	SLE_NL	Min	-5563.30	-1109.96	42.11	-938.49	172.50
1018	582	SX322	SLE_NL	Min	-5544.31	-2667.72	91.61	-111.80	172.50
1019	583	SX303	SLU_ENV_NL	Max	149791.34	46758.72	-49.80	1411.72	-41.03
1019	583	SX290	SLU_ENV_NL	Max	145279.91	43885.21	-417.59	-4.06	-41.03
1019	583	SX291	SLU_ENV_NL	Max	105470.03	33409.01	394.10	-4.06	296.31
1019	583	SX304	SLU_ENV_NL	Max	107535.00	31147.31	268.21	1411.72	296.31
1019	583	SX303	SLU_ENV_NL	Min	-8152.74	-3894.89	-1678.66	-1335.15	-311.09
1019	583	SX290	SLU_ENV_NL	Min	-6354.91	-614.83	-856.28	-1560.87	-311.09
1019	583	SX291	SLU_ENV_NL	Min	-87532.49	-26835.10	-538.27	-1560.87	55.81
1019	583	SX304	SLU_ENV_NL	Min	-85464.10	-24168.20	-866.97	-1335.15	55.81
1019	583	SX303	SLE_NL	Max	-6033.03	-2882.22	-36.85	1044.68	-230.21
1019	583	SX290	SLE_NL	Max	-4702.63	-454.98	-633.65	-3.01	-230.21
1019	583	SX291	SLE_NL	Max	78047.82	24722.66	-398.32	-3.01	219.27
1019	583	SX304	SLE_NL	Max	79575.90	23049.01	198.48	1044.68	219.27
1019	583	SX303	SLE_NL	Min	-6033.03	-2882.22	-36.85	1044.68	-230.21
1019	583	SX290	SLE_NL	Min	-4702.63	-454.98	-633.65	-3.01	-230.21
1019	583	SX291	SLE_NL	Min	78047.82	24722.66	-398.32	-3.01	219.27
1019	583	SX304	SLE_NL	Min	79575.90	23049.01	198.48	1044.68	219.27
1020	584	SX304	SLU_ENV_NL	Max	44360.15	12202.97	-626.44	2517.99	253.39
1020	584	SX291	SLU_ENV_NL	Max	42930.11	14638.92	849.51	957.34	253.39
1020	584	SX292	SLU_ENV_NL	Max	126729.24	36830.11	948.23	957.34	341.38
1020	584	SX305	SLU_ENV_NL	Max	128652.99	39759.45	-638.23	2517.99	341.38
1020	584	SX304	SLU_ENV_NL	Min	-153413.75	-44486.34	-930.32	-1040.56	-328.17
1020	584	SX291	SLU_ENV_NL	Min	-152903.46	-46513.14	5.29	176.90	-328.17
1020	584	SX292	SLU_ENV_NL	Min	-24859.88	-6786.04	-6.50	176.90	-268.93
1020	584	SX305	SLU_ENV_NL	Min	-27438.39	-10180.56	-831.60	-1040.56	-268.93
1020	584	SX304	SLE_NL	Max	32826.51	9030.19	-688.44	-770.02	187.51
1020	584	SX291	SLE_NL	Max	31768.28	10832.80	628.63	130.91	187.51
1020	584	SX292	SLE_NL	Max	-18396.31	-5021.67	701.69	130.91	-199.01
1020	584	SX305	SLE_NL	Max	-20304.41	-7533.61	-615.38	-770.02	-199.01
1020	584	SX304	SLE_NL	Min	32826.51	9030.19	-688.44	-770.02	187.51
1020	584	SX291	SLE_NL	Min	31768.28	10832.80	628.63	130.91	187.51
1020	584	SX292	SLE_NL	Min	-18396.31	-5021.67	701.69	130.91	-199.01
1020	584	SX305	SLE_NL	Min	-20304.41	-7533.61	-615.38	-770.02	-199.01
1021	585	SX307	SLU_ENV_NL	Max	128348.18	39668.46	831.61	1040.59	341.57
1021	585	SX294	SLU_ENV_NL	Max	126423.50	36732.99	5.77	-176.95	341.57
1021	585	SX295	SLU_ENV_NL	Max	42929.96	14638.91	-7.14	-176.95	253.41
1021	585	SX308	SLU_ENV_NL	Max	44360.18	12202.99	930.38	1040.59	253.41
1021	585	SX307	SLU_ENV_NL	Min	-27438.12	-10180.51	642.11	-2520.19	-268.95
1021	585	SX294	SLU_ENV_NL	Min	-24859.69	-6786.02	-948.28	-958.78	-268.95
1021	585	SX295	SLU_ENV_NL	Min	-153506.71	-46697.15	-849.51	-958.78	-328.32
1021	585	SX308	SLU_ENV_NL	Min	-154021.33	-44665.14	629.20	-2520.19	-328.32
1021	585	SX307	SLE_NL	Max	-20304.21	-7533.58	615.39	770.04	-199.03
1021	585	SX294	SLE_NL	Max	-18396.17	-5021.65	-701.73	-130.94	-199.03
1021	585	SX295	SLE_NL	Max	31768.17	10832.79	-628.64	-130.94	187.52
1021	585	SX308	SLE_NL	Max	32826.53	9030.21	688.48	770.04	187.52
1021	585	SX307	SLE_NL	Min	-20304.21	-7533.58	615.39	770.04	-199.03
1021	585	SX294	SLE_NL	Min	-18396.17	-5021.65	-701.73	-130.94	-199.03
1021	585	SX295	SLE_NL	Min	31768.17	10832.79	-628.64	-130.94	187.52
1021	585	SX308	SLE_NL	Min	32826.53	9030.21	688.48	770.04	187.52
1022	586	SX308	SLU_ENV_NL	Max	107535.42	31147.45	865.70	1338.12	296.31
1022	586	SX295	SLU_ENV_NL	Max	105470.63	33409.21	538.42	1562.23	296.31
1022	586	SX296	SLU_ENV_NL	Max	145035.84	43807.02	856.37	1562.23	-40.67
1022	586	SX309	SLU_ENV_NL	Max	149545.69	46686.62	1675.72	1338.12	-40.67
1022	586	SX308	SLU_ENV_NL	Min	-86061.33	-24343.86	-268.31	-1411.72	55.48
1022	586	SX295	SLU_ENV_NL	Min	-88124.49	-27015.77	-392.20	4.06	55.48
1022	586	SX296	SLU_ENV_NL	Min	-6354.60	-614.86	417.82	4.06	-311.09
1022	586	SX309	SLU_ENV_NL	Min	-8152.64	-3894.97	49.64	-1411.72	-311.09
1022	586	SX308	SLE_NL	Max	79576.21	23049.12	-198.55	-1044.68	219.27
1022	586	SX295	SLE_NL	Max	78048.27	24722.82	398.43	3.00	219.27
1022	586	SX296	SLE_NL	Max	-4702.40	-454.99	633.71	3.00	-230.20
1022	586	SX309	SLE_NL	Max	-6032.95	-2882.28	36.73	-1044.68	-230.20
1022	586	SX308	SLE_NL	Min	79576.21	23049.12	-198.55	-1044.68	219.27
1022	586	SX295	SLE_NL	Min	78048.27	24722.82	398.43	3.00	219.27
1022	586	SX296	SLE_NL	Min	-4702.40	-454.99	633.71	3.00	-230.20
1022	586	SX309	SLE_NL	Min	-6032.95	-2882.28	36.73	-1044.68	-230.20
1025	587	SX290	SLU_ENV_NL	Max	144015.96	44749.34	-85.69	3397.14	1602.86
1025	587	SX277	SLU_ENV_NL	Max	136706.36	39887.98	1223.07	2360.21	1602.86
1025	587	SX278	SLU_ENV_NL	Max	97247.50	30567.14	357.13	2360.21	1175.70
1025	587	SX291	SLU_ENV_NL	Max	102636.67	28568.44	-389.79	3397.14	1175.70
1025	587	SX290	SLU_ENV_NL	Min	-5931.28	-3806.71	-474.47	-5083.48	-1196.15
1025	587	SX277	SLU_ENV_NL	Min	1242.65	1864.52	-281.40	-2131.41	-1196.15
1025	587	SX278	SLU_ENV_NL	Min	-74120.74	-24212.00	-196.72	-2131.41	-1590.63
1025	587	SX291	SLU_ENV_NL	Min	-85304.49	-24485.75	-951.62	-5083.48	-1590.63
1025	587	SX290	SLE_NL	Max	-4389.15	-2816.97	-351.11	2513.88	-885.15
1025	587	SX277	SLE_NL	Max	919.56	1379.75	-208.24	-1577.24	-885.15
1025	587	SX278	SLE_NL	Max	71963.15	22619.69	-145.58	-1577.24	870.02
1025	587	SX291	SLE_NL	Max	75951.13	21140.65	-288.45	2513.88	870.02
1025	587	SX290	SLE_NL	Min	-4389.15	-2816.97	-351.11	2513.88	-885.15



1025	587	SX277	SLE_NL	Min	919.56	1379.75	-208.24	-1577.24	-885.15
1025	587	SX278	SLE_NL	Min	71963.15	22619.69	-145.58	-1577.24	870.02
1025	587	SX291	SLE_NL	Min	75951.13	21140.65	-288.45	2513.88	870.02
1026	588	SX291	SLU_ENV_NL	Max	40198.71	9842.40	577.66	6396.50	1118.78
1026	588	SX278	SLU_ENV_NL	Max	34684.78	11792.99	-850.73	2268.33	1118.78
1026	588	SX279	SLU_ENV_NL	Max	114679.91	33416.23	-573.19	2268.33	2048.59
1026	588	SX292	SLU_ENV_NL	Max	125590.88	40080.38	835.61	6396.50	2048.59
1026	588	SX291	SLU_ENV_NL	Min	-149981.53	-43818.18	558.08	-2992.82	-2029.29
1026	588	SX278	SLU_ENV_NL	Min	-141154.30	-44392.74	-1654.20	-3108.59	-2029.29
1026	588	SX279	SLU_ENV_NL	Min	-18089.62	-3240.19	-1668.24	-3108.59	-1138.36
1026	588	SX292	SLU_ENV_NL	Min	-24122.55	-8636.40	563.63	-2992.82	-1138.36
1026	588	SX291	SLE_NL	Max	29747.05	7283.37	412.98	-2214.69	827.89
1026	588	SX278	SLE_NL	Max	25666.74	8726.81	-629.54	1678.57	827.89
1026	588	SX279	SLE_NL	Max	-13386.32	-2397.74	-424.16	1678.57	-842.39
1026	588	SX292	SLE_NL	Max	-17850.68	-6390.94	618.35	-2214.69	-842.39
1026	588	SX291	SLE_NL	Min	29747.05	7283.37	412.98	-2214.69	827.89
1026	588	SX278	SLE_NL	Min	25666.74	8726.81	-629.54	1678.57	827.89
1026	588	SX279	SLE_NL	Min	-13386.32	-2397.74	-424.16	1678.57	-842.39
1026	588	SX292	SLE_NL	Min	-17850.68	-6390.94	618.35	-2214.69	-842.39
1027	589	SX294	SLU_ENV_NL	Max	125288.23	39995.97	-564.49	2992.85	2048.92
1027	589	SX281	SLU_ENV_NL	Max	114373.68	33325.21	1674.38	3107.47	2048.92
1027	589	SX282	SLU_ENV_NL	Max	34684.82	11792.98	1658.51	3107.47	1118.82
1027	589	SX295	SLU_ENV_NL	Max	40198.54	9842.32	-558.13	2992.85	1118.82
1027	589	SX294	SLU_ENV_NL	Min	-24122.33	-8636.32	-835.61	-6398.90	-1138.41
1027	589	SX281	SLU_ENV_NL	Min	-18089.20	-3240.04	573.24	-2268.38	-1138.41
1027	589	SX282	SLU_ENV_NL	Min	-141743.10	-44573.48	850.72	-2268.38	-2029.59
1027	589	SX295	SLU_ENV_NL	Min	-150581.77	-43994.57	-580.36	-6398.90	-2029.59
1027	589	SX294	SLE_NL	Max	-17850.53	-6390.88	-618.35	2214.71	-842.42
1027	589	SX281	SLE_NL	Max	-13386.01	-2397.63	424.20	-1678.60	-842.42
1027	589	SX282	SLE_NL	Max	25666.77	8726.81	629.53	-1678.60	827.93
1027	589	SX295	SLE_NL	Max	29746.92	7283.31	-413.02	2214.71	827.93
1027	589	SX294	SLE_NL	Min	-17850.53	-6390.88	-618.35	2214.71	-842.42
1027	589	SX281	SLE_NL	Min	-13386.01	-2397.63	424.20	-1678.60	-842.42
1027	589	SX282	SLE_NL	Min	25666.77	8726.81	629.53	-1678.60	827.93
1027	589	SX295	SLE_NL	Min	29746.92	7283.31	-413.02	2214.71	827.93
1028	590	SX295	SLU_ENV_NL	Max	102637.26	28568.60	954.45	5086.75	1175.70
1028	590	SX282	SLU_ENV_NL	Max	97247.87	30567.23	196.58	2131.41	1175.70
1028	590	SX283	SLU_ENV_NL	Max	136466.03	39815.00	281.33	2131.41	1603.37
1028	590	SX296	SLU_ENV_NL	Max	143774.51	44682.91	474.63	5086.75	1603.37
1028	590	SX295	SLU_ENV_NL	Min	-85893.26	-24658.64	389.88	-3397.14	-1591.11
1028	590	SX282	SLU_ENV_NL	Min	-74697.79	-24389.26	-359.50	-2359.25	-1591.11
1028	590	SX283	SLU_ENV_NL	Min	1242.78	1864.67	-1228.10	-2359.25	-1196.15
1028	590	SX296	SLU_ENV_NL	Min	-5930.90	-3806.49	85.85	-3397.14	-1196.15
1028	590	SX295	SLE_NL	Max	75951.57	21140.76	288.51	-2513.88	870.02
1028	590	SX282	SLE_NL	Max	71963.42	22619.75	145.47	1577.24	870.02
1028	590	SX283	SLE_NL	Max	919.66	1379.86	208.18	1577.24	-885.15
1028	590	SX296	SLE_NL	Max	-4388.87	-2816.80	351.23	-2513.88	-885.15
1028	590	SX295	SLE_NL	Min	75951.57	21140.76	288.51	-2513.88	870.02
1028	590	SX282	SLE_NL	Min	71963.42	22619.75	145.47	1577.24	870.02
1028	590	SX283	SLE_NL	Min	919.66	1379.86	208.18	1577.24	-885.15
1028	590	SX296	SLE_NL	Min	-4388.87	-2816.80	351.23	-2513.88	-885.15
1029	591	SX277	SLU_ENV_NL	Max	166705.22	50809.44	779.97	5031.53	2040.82
1029	591	SX264	SLU_ENV_NL	Max	155069.10	44738.38	-483.52	2852.74	2040.82
1029	591	SX265	SLU_ENV_NL	Max	109756.01	35644.36	-250.17	2852.74	1795.59
1029	591	SX278	SLU_ENV_NL	Max	116640.96	33375.78	956.05	5031.53	1795.59
1029	591	SX277	SLU_ENV_NL	Min	4216.95	-352.14	-351.97	-6608.65	-1825.54
1029	591	SX264	SLU_ENV_NL	Min	12380.10	6366.23	-983.69	-3408.94	-1825.54
1029	591	SX265	SLU_ENV_NL	Min	-77659.63	-24336.43	-807.61	-3408.94	-2018.31
1029	591	SX278	SLU_ENV_NL	Min	-86204.77	-23653.03	-118.62	-6608.65	-2018.31
1029	591	SX277	SLE_NL	Max	3120.54	-260.59	-260.46	3723.33	-1350.90
1029	591	SX264	SLE_NL	Max	9161.28	4711.01	-357.81	-2522.62	-1350.90
1029	591	SX265	SLE_NL	Max	81219.45	26376.83	-185.13	-2522.62	1328.74
1029	591	SX278	SLE_NL	Max	86314.31	24698.08	-87.78	3723.33	1328.74
1029	591	SX277	SLE_NL	Min	3120.54	-260.59	-260.46	3723.33	-1350.90
1029	591	SX264	SLE_NL	Min	9161.28	4711.01	-357.81	-2522.62	-1350.90
1029	591	SX265	SLE_NL	Min	81219.45	26376.83	-185.13	-2522.62	1328.74
1029	591	SX278	SLE_NL	Min	86314.31	24698.08	-87.78	3723.33	1328.74
1030	592	SX278	SLU_ENV_NL	Max	38754.59	10040.44	-1002.53	8394.46	1645.49
1030	592	SX265	SLU_ENV_NL	Max	32318.66	12382.59	1334.76	3466.85	1645.49
1030	592	SX266	SLU_ENV_NL	Max	128062.78	35326.13	1146.14	3466.85	2628.73
1030	592	SX279	SLU_ENV_NL	Max	137941.84	41972.90	-906.16	8394.46	2628.73
1030	592	SX278	SLU_ENV_NL	Min	-168821.82	-48316.86	-1752.34	-4273.24	-2605.22
1030	592	SX265	SLU_ENV_NL	Min	-158550.29	-48724.91	1049.77	-3805.30	-2605.22
1030	592	SX266	SLU_ENV_NL	Min	-12336.08	-2272.00	921.28	-3805.30	-1675.17
1030	592	SX279	SLU_ENV_NL	Min	-20856.35	-8834.16	-2165.82	-4273.24	-1675.17
1030	592	SX278	SLE_NL	Max	28678.39	7429.93	-741.87	-3162.20	1217.66
1030	592	SX265	SLE_NL	Max	23915.81	9163.11	776.83	2565.47	1217.66
1030	592	SX266	SLE_NL	Max	-9128.92	-1681.28	848.14	2565.47	-1239.62
1030	592	SX279	SLE_NL	Max	-15433.48	-6537.28	-670.56	-3162.20	-1239.62
1030	592	SX278	SLE_NL	Min	28678.39	7429.93	-741.87	-3162.20	1217.66
1030	592	SX265	SLE_NL	Min	23915.81	9163.11	776.83	2565.47	1217.66



Autorità Portuale di Taranto
Interventi per il dragaggio di 2,3 M m³ di sedimenti in area Molo Polisettoriale e per la realizzazione di un primo lotto della cassa di colmata funzionale all'ampliamento del V Sporgente del Porto di Taranto

Allegati alla relazione di calcolo strutturale allineamento "BC"

Data 05/2016
Rev. B
c.d.c.: C296A
514B



1030	592	SX266	SLE_NL	Min	-9128.92	-1681.28	848.14	2565.47	-1239.62
1030	592	SX279	SLE_NL	Min	-15433.48	-6537.28	-670.56	-3162.20	-1239.62
1031	593	SX281	SLU_ENV_NL	Max	137556.42	41855.16	2173.35	4273.26	2629.25
1031	593	SX268	SLU_ENV_NL	Max	127677.78	35200.47	-924.94	3803.73	2629.25
1031	593	SX269	SLU_ENV_NL	Max	32318.62	12382.62	-1049.77	3803.73	1645.54
1031	593	SX282	SLU_ENV_NL	Max	38754.69	10040.49	1758.23	4273.26	1645.54
1031	593	SX281	SLU_ENV_NL	Min	-20855.59	-8834.06	906.15	-8398.10	-1675.22
1031	593	SX268	SLU_ENV_NL	Min	-12336.19	-2271.96	-1146.21	-3466.90	-1675.22
1031	593	SX269	SLU_ENV_NL	Min	-159276.52	-48946.65	-1340.05	-3466.90	-2605.69
1031	593	SX282	SLU_ENV_NL	Min	-169553.09	-48531.82	1002.58	-8398.10	-2605.69
1031	593	SX281	SLE_NL	Max	-15433.14	-6537.21	670.55	3162.21	-1239.66
1031	593	SX268	SLE_NL	Max	-9128.78	-1681.25	-848.19	-2565.50	-1239.66
1031	593	SX269	SLE_NL	Max	23915.78	9163.14	-776.83	-2565.50	1217.70
1031	593	SX282	SLE_NL	Max	28678.47	7429.96	741.91	3162.21	1217.70
1031	593	SX281	SLE_NL	Min	-15433.14	-6537.21	670.55	3162.21	-1239.66
1031	593	SX268	SLE_NL	Min	-9128.78	-1681.25	-848.19	-2565.50	-1239.66
1031	593	SX269	SLE_NL	Min	23915.78	9163.14	-776.83	-2565.50	1217.70
1031	593	SX282	SLE_NL	Min	28678.47	7429.96	741.91	3162.21	1217.70
1032	594	SX282	SLU_ENV_NL	Max	116641.44	33375.96	118.53	6613.53	1795.59
1032	594	SX269	SLU_ENV_NL	Max	109756.80	35644.63	811.96	3408.94	1795.59
1032	594	SX270	SLU_ENV_NL	Max	154768.10	44639.23	986.35	3408.94	2041.57
1032	594	SX283	SLU_ENV_NL	Max	166403.05	50718.81	351.78	6613.53	2041.57
1032	594	SX282	SLU_ENV_NL	Min	-86920.77	-23863.35	-959.83	-5031.53	-2019.01
1032	594	SX269	SLU_ENV_NL	Min	-78371.21	-24553.83	250.33	-2851.24	-2019.01
1032	594	SX270	SLU_ENV_NL	Min	12380.52	6366.25	483.58	-2851.24	-1825.54
1032	594	SX283	SLU_ENV_NL	Min	4217.03	-352.22	-785.45	-5031.53	-1825.54
1032	594	SX282	SLE_NL	Max	86314.67	24698.21	87.71	-3723.33	1328.74
1032	594	SX269	SLE_NL	Max	81220.03	26377.03	185.24	2522.61	1328.74
1032	594	SX270	SLE_NL	Max	9161.59	4711.02	357.85	2522.61	-1350.90
1032	594	SX283	SLE_NL	Max	3120.60	-260.64	260.32	-3723.33	-1350.90
1032	594	SX282	SLE_NL	Min	86314.67	24698.21	87.71	-3723.33	1328.74
1032	594	SX269	SLE_NL	Min	81220.03	26377.03	185.24	2522.61	1328.74
1032	594	SX270	SLE_NL	Min	9161.59	4711.02	357.85	2522.61	-1350.90
1032	594	SX283	SLE_NL	Min	3120.60	-260.64	260.32	-3723.33	-1350.90
1035	595	SX264	SLU_ENV_NL	Max	151112.05	46656.23	-317.58	6964.57	2037.08
1035	595	SX251	SLU_ENV_NL	Max	140111.74	40077.27	-323.76	3067.47	2037.08
1035	595	SX252	SLU_ENV_NL	Max	91777.56	29451.51	-274.05	3067.47	2719.77
1035	595	SX265	SLU_ENV_NL	Max	102376.25	27482.02	25.14	6964.57	2719.77
1035	595	SX264	SLU_ENV_NL	Min	15733.07	1105.93	-1053.54	-6367.77	-2755.13
1035	595	SX251	SLU_ENV_NL	Min	27434.03	9748.68	-1071.38	-5796.84	-2755.13
1035	595	SX252	SLU_ENV_NL	Min	-63583.38	-21618.13	-728.67	-5796.84	-2010.82
1035	595	SX265	SLU_ENV_NL	Min	-71921.39	-20316.99	-1003.83	-6367.77	-2010.82
1035	595	SX264	SLE_NL	Max	11642.47	818.39	-235.01	5153.78	-2038.80
1035	595	SX251	SLE_NL	Max	20301.19	7214.03	-792.82	-4289.66	-2038.80
1035	595	SX252	SLE_NL	Max	67915.40	21794.12	-539.21	-4289.66	2012.63
1035	595	SX265	SLE_NL	Max	75758.43	20336.69	18.60	5153.78	2012.63
1035	595	SX264	SLE_NL	Min	11642.47	818.39	-235.01	5153.78	-2038.80
1035	595	SX251	SLE_NL	Min	20301.19	7214.03	-792.82	-4289.66	-2038.80
1035	595	SX252	SLE_NL	Min	67915.40	21794.12	-539.21	-4289.66	2012.63
1035	595	SX265	SLE_NL	Min	75758.43	20336.69	18.60	5153.78	2012.63
1036	596	SX265	SLU_ENV_NL	Max	25446.97	4453.12	1198.16	8625.42	2437.36
1036	596	SX252	SLU_ENV_NL	Max	16122.66	6705.14	-1052.42	5538.21	2437.36
1036	596	SX253	SLU_ENV_NL	Max	110877.81	32656.45	-824.71	5538.21	2839.27
1036	596	SX266	SLU_ENV_NL	Max	123919.86	40962.03	1490.37	8625.42	2839.27
1036	596	SX265	SLU_ENV_NL	Min	-151290.91	-43972.62	843.86	-5906.13	-2806.17
1036	596	SX252	SLU_ENV_NL	Min	-142995.12	-45596.88	-2984.58	-4533.50	-2806.17
1036	596	SX253	SLU_ENV_NL	Min	2550.04	3654.40	-2692.37	-4533.50	-2472.49
1036	596	SX266	SLU_ENV_NL	Min	-8552.08	-4633.81	1071.57	-5906.13	-2472.49
1036	596	SX265	SLE_NL	Max	18830.76	3295.31	624.46	-4370.53	1803.65
1036	596	SX252	SLE_NL	Max	11930.77	4961.81	-778.79	4098.28	1803.65
1036	596	SX253	SLE_NL	Max	1887.03	2704.26	-610.29	4098.28	-1829.64
1036	596	SX266	SLE_NL	Max	-6328.54	-3429.02	792.96	-4370.53	-1829.64
1036	596	SX265	SLE_NL	Min	18830.76	3295.31	624.46	-4370.53	1803.65
1036	596	SX252	SLE_NL	Min	11930.77	4961.81	-778.79	4098.28	1803.65
1036	596	SX253	SLE_NL	Min	1887.03	2704.26	-610.29	4098.28	-1829.64
1036	596	SX266	SLE_NL	Min	-6328.54	-3429.02	792.96	-4370.53	-1829.64
1037	597	SX268	SLU_ENV_NL	Max	123540.44	40860.60	-1071.56	5906.15	2840.28
1037	597	SX255	SLU_ENV_NL	Max	110494.91	32545.92	2704.05	4533.13	2840.28
1037	597	SX256	SLU_ENV_NL	Max	16123.09	6705.25	2993.39	4533.13	2437.43
1037	597	SX269	SLU_ENV_NL	Max	25446.98	4453.08	-843.94	5906.15	2437.43
1037	597	SX268	SLU_ENV_NL	Min	-8551.95	-4633.77	-1494.06	-8630.09	-2472.56
1037	597	SX255	SLU_ENV_NL	Min	2550.38	3654.52	824.76	-5538.24	-2472.56
1037	597	SX256	SLU_ENV_NL	Min	-143700.04	-45813.67	1052.38	-5538.24	-2807.14
1037	597	SX269	SLU_ENV_NL	Min	-152012.36	-44184.02	-1204.72	-8630.09	-2807.14
1037	597	SX268	SLE_NL	Max	-6328.44	-3428.99	-792.95	4370.55	-1829.69
1037	597	SX255	SLE_NL	Max	1887.28	2704.35	610.32	-4098.30	-1829.69
1037	597	SX256	SLE_NL	Max	11931.09	4961.89	778.76	-4098.30	1803.70
1037	597	SX269	SLE_NL	Max	18830.76	3295.28	-624.52	4370.55	1803.70
1037	597	SX268	SLE_NL	Min	-6328.44	-3428.99	-792.95	4370.55	-1829.69
1037	597	SX255	SLE_NL	Min	1887.28	2704.35	610.32	-4098.30	-1829.69
1037	597	SX256	SLE_NL	Min	11931.09	4961.89	778.76	-4098.30	1803.70



Autorità Portuale di Taranto
Interventi per il dragaggio di 2,3 M m³ di sedimenti in area Molo Polisettoriale e per la realizzazione di un primo lotto della cassa di colmata funzionale all'ampliamento del V Sporgente del Porto di Taranto

Allegati alla relazione di calcolo strutturale allineamento "BC"

Data 05/2016
Rev. B
c.d.c.: C296A
514B



1037	597	SX269	SLE_NL	Min	18830.76	3295.28	-624.52	4370.55	1803.70
1038	598	SX269	SLU_ENV_NL	Max	102377.02	27482.21	1009.84	6373.92	2719.77
1038	598	SX256	SLU_ENV_NL	Max	91777.88	29451.57	728.50	5796.84	2719.77
1038	598	SX257	SLU_ENV_NL	Max	139817.48	39989.81	1071.36	5796.84	2038.41
1038	598	SX270	SLU_ENV_NL	Max	150815.08	46577.91	1055.65	6373.92	2038.41
1038	598	SX269	SLU_ENV_NL	Min	-72627.54	-20523.70	-25.10	-6964.58	-2012.10
1038	598	SX256	SLU_ENV_NL	Min	-64273.00	-21830.43	269.15	-3067.40	-2012.10
1038	598	SX257	SLU_ENV_NL	Min	27434.03	9748.76	314.96	-3067.40	-2755.14
1038	598	SX270	SLU_ENV_NL	Min	15733.55	1106.15	317.76	-6964.58	-2755.14
1038	598	SX269	SLE_NL	Max	75758.99	20336.84	-18.58	-5153.79	2012.63
1038	598	SX256	SLE_NL	Max	67915.63	21794.16	539.09	4289.66	2012.63
1038	598	SX257	SLE_NL	Max	20301.18	7214.09	792.81	4289.66	-2038.80
1038	598	SX270	SLE_NL	Max	11642.83	818.55	235.14	-5153.79	-2038.80
1038	598	SX269	SLE_NL	Min	75758.99	20336.84	-18.58	-5153.79	2012.63
1038	598	SX256	SLE_NL	Min	67915.63	21794.16	539.09	4289.66	2012.63
1038	598	SX257	SLE_NL	Min	20301.18	7214.09	792.81	4289.66	-2038.80
1038	598	SX270	SLE_NL	Min	11642.83	818.55	235.14	-5153.79	-2038.80
1039	599	SX251	SLU_ENV_NL	Max	136989.87	42035.87	-823.62	6952.91	1265.83
1039	599	SX238	SLU_ENV_NL	Max	125588.68	36498.29	-921.78	1470.97	1265.83
1039	599	SX239	SLU_ENV_NL	Max	72443.19	25232.95	-328.02	1470.97	2832.60
1039	599	SX252	SLU_ENV_NL	Max	83818.87	23038.36	124.60	6952.91	2832.60
1039	599	SX251	SLU_ENV_NL	Min	32900.72	7855.13	-1157.24	-4372.09	-2870.11
1039	599	SX238	SLU_ENV_NL	Min	44049.75	16915.88	-2027.85	-6339.52	-2870.11
1039	599	SX239	SLU_ENV_NL	Min	-54558.84	-17219.24	-1079.63	-6339.52	-1240.96
1039	599	SX252	SLU_ENV_NL	Min	-57976.40	-15293.03	-563.48	-4372.09	-1240.96
1039	599	SX251	SLE_NL	Max	24346.53	5812.80	-856.36	5145.15	-2123.89
1039	599	SX238	SLE_NL	Max	32596.82	12517.75	-682.12	-4691.24	-2123.89
1039	599	SX239	SLE_NL	Max	53607.96	18672.38	-242.74	-4691.24	2096.13
1039	599	SX252	SLE_NL	Max	62025.96	17048.39	-416.98	5145.15	2096.13
1039	599	SX251	SLE_NL	Min	24346.53	5812.80	-856.36	5145.15	-2123.89
1039	599	SX238	SLE_NL	Min	32596.82	12517.75	-682.12	-4691.24	-2123.89
1039	599	SX239	SLE_NL	Min	53607.96	18672.38	-242.74	-4691.24	2096.13
1039	599	SX252	SLE_NL	Min	62025.96	17048.39	-416.98	5145.15	2096.13
1040	600	SX252	SLU_ENV_NL	Max	9037.32	698.95	-1141.99	7047.45	2350.52
1040	600	SX239	SLU_ENV_NL	Max	-1084.08	3079.71	1383.62	5584.03	2350.52
1040	600	SX240	SLU_ENV_NL	Max	96419.94	25231.31	1317.16	5584.03	2263.98
1040	600	SX253	SLU_ENV_NL	Max	105197.02	31691.86	-820.49	7047.45	2263.98
1040	600	SX252	SLU_ENV_NL	Min	-135422.00	-38324.53	-2767.60	-5457.55	-2238.12
1040	600	SX239	SLU_ENV_NL	Min	-128567.06	-39623.88	813.15	-3446.47	-2238.12
1040	600	SX240	SLU_ENV_NL	Min	17858.26	7460.83	1134.64	-3446.47	-2386.54
1040	600	SX253	SLU_ENV_NL	Min	6448.09	-963.71	-2834.05	-5457.55	-2386.54
1040	600	SX252	SLE_NL	Max	6687.62	517.22	-845.07	-4038.59	1739.39
1040	600	SX239	SLE_NL	Max	-802.22	2278.99	601.73	4132.18	1739.39
1040	600	SX240	SLE_NL	Max	13215.11	5521.02	839.63	4132.18	-1766.04
1040	600	SX253	SLE_NL	Max	4771.59	-713.14	-607.17	-4038.59	-1766.04
1040	600	SX252	SLE_NL	Min	6687.62	517.22	-845.07	-4038.59	1739.39
1040	600	SX239	SLE_NL	Min	-802.22	2278.99	601.73	4132.18	1739.39
1040	600	SX240	SLE_NL	Min	13215.11	5521.02	839.63	4132.18	-1766.04
1040	600	SX253	SLE_NL	Min	4771.59	-713.14	-607.17	-4038.59	-1766.04
1041	601	SX255	SLU_ENV_NL	Max	104808.86	31573.46	2846.61	5457.59	2265.71
1041	601	SX242	SLU_ENV_NL	Max	96036.74	25101.97	-1134.71	3447.99	2265.71
1041	601	SX243	SLU_ENV_NL	Max	-1083.73	3079.87	-813.12	3447.99	2350.59
1041	601	SX256	SLU_ENV_NL	Max	9037.86	699.13	2775.68	5457.59	2350.59
1041	601	SX255	SLU_ENV_NL	Min	6448.32	-963.65	820.45	-7053.59	-2386.60
1041	601	SX242	SLU_ENV_NL	Min	17858.08	7460.78	-1319.61	-5584.06	-2386.60
1041	601	SX243	SLU_ENV_NL	Min	-129248.24	-39833.94	-1390.54	-5584.06	-2239.79
1041	601	SX256	SLU_ENV_NL	Min	-136119.86	-38527.43	1142.04	-7053.59	-2239.79
1041	601	SX255	SLE_NL	Max	4771.76	-713.10	607.13	4038.62	-1766.09
1041	601	SX242	SLE_NL	Max	13214.98	5520.98	-839.69	-4132.20	-1766.09
1041	601	SX243	SLE_NL	Max	-801.96	2279.10	-601.71	-4132.20	1739.44
1041	601	SX256	SLE_NL	Max	6688.02	517.36	845.11	4038.62	1739.44
1041	601	SX255	SLE_NL	Min	4771.76	-713.10	607.13	4038.62	-1766.09
1041	601	SX242	SLE_NL	Min	13214.98	5520.98	-839.69	-4132.20	-1766.09
1041	601	SX243	SLE_NL	Min	-801.96	2279.10	-601.71	-4132.20	1739.44
1041	601	SX256	SLE_NL	Min	6688.02	517.36	845.11	4038.62	1739.44
1042	602	SX256	SLU_ENV_NL	Max	83819.20	23038.49	563.44	4379.51	2832.60
1042	602	SX243	SLU_ENV_NL	Max	72443.82	25233.18	1085.40	6339.51	2832.60
1042	602	SX244	SLU_ENV_NL	Max	125298.86	36399.06	2028.79	6339.51	1267.78
1042	602	SX257	SLU_ENV_NL	Max	136692.11	41947.96	1157.09	4379.51	1267.78
1042	602	SX256	SLU_ENV_NL	Min	-58658.39	-15491.10	-128.98	-6952.91	-1242.85
1042	602	SX243	SLU_ENV_NL	Min	-55225.13	-17424.90	328.16	-1472.50	-1242.85
1042	602	SX244	SLU_ENV_NL	Min	44050.07	16915.91	921.81	-1472.50	-2870.11
1042	602	SX257	SLU_ENV_NL	Min	32900.67	7855.06	814.41	-6952.91	-2870.11
1042	602	SX256	SLE_NL	Max	62026.21	17048.48	416.94	-5145.15	2096.12
1042	602	SX243	SLE_NL	Max	53608.43	18672.55	242.84	4691.24	2096.12
1042	602	SX244	SLE_NL	Max	32597.05	12517.77	682.14	4691.24	-2123.88
1042	602	SX257	SLE_NL	Max	24346.50	5812.74	856.25	-5145.15	2096.12
1042	602	SX256	SLE_NL	Min	62026.21	17048.48	416.94	-5145.15	2096.12
1042	602	SX243	SLE_NL	Min	53608.43	18672.55	242.84	4691.24	2096.12
1042	602	SX244	SLE_NL	Min	32597.05	12517.77	682.14	4691.24	-2123.88
1042	602	SX257	SLE_NL	Min	24346.50	5812.74	856.25	-5145.15	-2123.88



Autorità Portuale di Taranto
Interventi per il dragaggio di 2,3 M m³ di sedimenti in area Molo Polisettoriale e per la realizzazione di un primo lotto della cassa di colmata funzionale all'ampliamento del V Sporgente del Porto di Taranto

Allegati alla relazione di calcolo strutturale allineamento "BC"

Data 05/2016
Rev. B
c.d.c.: C296A
514B



1043	603	SX238	SLU_ENV_NL	Max	123853.49	37865.14	-1079.88	6322.66	564.36
1043	603	SX225	SLU_ENV_NL	Max	119366.40	34914.26	-153.94	-26.80	564.36
1043	603	SX226	SLU_ENV_NL	Max	52273.17	17518.64	-245.27	-26.80	2678.65
1043	603	SX239	SLU_ENV_NL	Max	63631.75	15730.12	-234.50	6322.66	2678.65
1043	603	SX238	SLU_ENV_NL	Min	48138.24	10675.57	-1481.52	-2625.95	-2711.92
1043	603	SX225	SLU_ENV_NL	Min	57363.56	18869.04	-1606.23	-6242.20	-2711.92
1043	603	SX226	SLU_ENV_NL	Min	-47981.99	-16303.84	-760.86	-6242.20	-550.73
1043	603	SX239	SLU_ENV_NL	Min	-51797.57	-15165.77	-1572.85	-2625.95	-550.73
1043	603	SX238	SLE_NL	Max	35622.30	7899.92	-799.11	4678.77	-2006.82
1043	603	SX225	SLE_NL	Max	42449.04	13963.09	-1188.61	-4619.23	-2006.82
1043	603	SX226	SLE_NL	Max	38682.15	12963.79	-563.03	-4619.23	1982.20
1043	603	SX239	SLE_NL	Max	47087.50	11640.29	-173.53	4678.77	1982.20
1043	603	SX238	SLE_NL	Min	35622.30	7899.92	-799.11	4678.77	-2006.82
1043	603	SX225	SLE_NL	Min	42449.04	13963.09	-1188.61	-4619.23	-2006.82
1043	603	SX226	SLE_NL	Min	38682.15	12963.79	-563.03	-4619.23	1982.20
1043	603	SX239	SLE_NL	Min	47087.50	11640.29	-173.53	4678.77	1982.20
1044	604	SX239	SLU_ENV_NL	Max	-8457.61	-5757.83	1306.51	5806.18	1918.53
1044	604	SX226	SLU_ENV_NL	Max	-16044.58	-3115.55	-1585.30	4809.05	1918.53
1044	604	SX227	SLU_ENV_NL	Max	86026.36	26032.52	-1315.25	4809.05	1801.93
1044	604	SX240	SLU_ENV_NL	Max	94047.21	31574.69	1563.89	5806.18	1801.93
1044	604	SX239	SLU_ENV_NL	Min	-123320.39	-36387.45	975.18	-4213.18	-1778.65
1044	604	SX226	SLU_ENV_NL	Min	-118952.29	-37830.09	-3429.25	-2539.77	-1778.65
1044	604	SX227	SLU_ENV_NL	Min	30759.72	12261.82	-3171.87	-2539.77	-1952.19
1044	604	SX240	SLU_ENV_NL	Min	21783.91	4805.44	1245.24	-4213.18	-1952.19
1044	604	SX239	SLE_NL	Max	-6258.63	-4260.80	721.64	-3117.75	1419.71
1044	604	SX226	SLE_NL	Max	-11872.99	-2305.51	-1173.12	3558.70	1419.71
1044	604	SX227	SLE_NL	Max	22762.20	9073.75	-973.28	3558.70	-1444.62
1044	604	SX240	SLE_NL	Max	16120.10	3556.03	921.47	-3117.75	-1444.62
1044	604	SX239	SLE_NL	Min	-6258.63	-4260.80	721.64	-3117.75	1419.71
1044	604	SX226	SLE_NL	Min	-11872.99	-2305.51	-1173.12	3558.70	1419.71
1044	604	SX227	SLE_NL	Min	22762.20	9073.75	-973.28	3558.70	-1444.62
1044	604	SX240	SLE_NL	Min	16120.10	3556.03	921.47	-3117.75	-1444.62
1045	605	SX242	SLU_ENV_NL	Max	93669.32	31478.54	-1245.20	4213.22	1804.47
1045	605	SX229	SLU_ENV_NL	Max	85652.91	25925.80	3190.91	2543.43	1804.47
1045	605	SX230	SLU_ENV_NL	Max	-16043.66	-3115.30	3440.74	2543.43	1918.58
1045	605	SX243	SLU_ENV_NL	Max	-8457.21	-5757.76	-975.27	4213.22	1918.58
1045	605	SX242	SLU_ENV_NL	Min	21783.64	4805.35	-1565.56	-5814.06	-1952.24
1045	605	SX229	SLU_ENV_NL	Min	30759.77	12261.85	1315.30	-4809.06	-1952.24
1045	605	SX230	SLU_ENV_NL	Min	-119586.94	-38027.83	1585.23	-4809.06	-1781.15
1045	605	SX243	SLU_ENV_NL	Min	-123992.33	-36582.18	-1315.73	-5814.06	-1781.15
1045	605	SX242	SLE_NL	Max	16119.89	3555.96	-921.45	3117.78	-1444.66
1045	605	SX229	SLE_NL	Max	22762.23	9073.77	973.32	-3558.70	-1444.66
1045	605	SX230	SLE_NL	Max	-11872.31	-2305.32	1173.07	-3558.70	1419.75
1045	605	SX243	SLE_NL	Max	-6258.33	-4260.74	-721.70	3117.78	1419.75
1045	605	SX242	SLE_NL	Min	16119.89	3555.96	-921.45	3117.78	-1444.66
1045	605	SX229	SLE_NL	Min	22762.23	9073.77	973.32	-3558.70	-1444.66
1045	605	SX230	SLE_NL	Min	-11872.31	-2305.32	1173.07	-3558.70	1419.75
1045	605	SX243	SLE_NL	Min	-6258.33	-4260.74	-721.70	3117.78	1419.75
1046	606	SX243	SLU_ENV_NL	Max	63632.36	15730.26	1580.58	2635.26	2678.65
1046	606	SX230	SLU_ENV_NL	Max	52273.29	17518.63	760.69	6242.20	2678.65
1046	606	SX231	SLU_ENV_NL	Max	119089.18	34831.49	1606.23	6242.20	567.19
1046	606	SX244	SLU_ENV_NL	Max	123567.20	37794.15	1481.75	2635.26	567.19
1046	606	SX243	SLU_ENV_NL	Min	-52454.22	-15355.80	234.51	-6322.66	-553.51
1046	606	SX230	SLU_ENV_NL	Min	-48607.29	-16498.88	238.60	23.04	-553.51
1046	606	SX231	SLU_ENV_NL	Min	57363.35	18869.04	139.77	23.04	-2711.92
1046	606	SX244	SLU_ENV_NL	Min	48138.59	10675.72	1080.04	-6322.66	-2711.92
1046	606	SX243	SLE_NL	Max	47087.95	11640.39	173.54	-4678.77	1982.20
1046	606	SX230	SLE_NL	Max	38682.23	12963.79	562.91	4619.23	1982.20
1046	606	SX231	SLE_NL	Max	42448.88	13963.09	1188.61	4619.23	-2006.82
1046	606	SX244	SLE_NL	Max	35622.56	7900.04	799.23	-4678.77	-2006.82
1046	606	SX243	SLE_NL	Min	47087.95	11640.39	173.54	-4678.77	1982.20
1046	606	SX230	SLE_NL	Min	38682.23	12963.79	562.91	4619.23	1982.20
1046	606	SX231	SLE_NL	Min	42448.88	13963.09	1188.61	4619.23	-2006.82
1046	606	SX244	SLE_NL	Min	35622.56	7900.04	799.23	-4678.77	-2006.82
1047	607	SX408	SLU_ENV_NL	Max	71237.02	21368.60	409.94	813.83	100.35
1047	607	SX395	SLU_ENV_NL	Max	74242.33	22485.81	-263.35	617.41	100.35
1047	607	SX396	SLU_ENV_NL	Max	80351.12	24303.53	-392.72	617.41	526.11
1047	607	SX409	SLU_ENV_NL	Max	79853.73	24143.16	415.96	813.83	526.11
1047	607	SX408	SLU_ENV_NL	Min	18392.11	5203.92	-7.27	149.49	-527.90
1047	607	SX395	SLU_ENV_NL	Min	17862.50	5057.84	-529.01	-1642.97	-527.90
1047	607	SX396	SLU_ENV_NL	Min	4724.24	1770.47	-522.99	-1642.97	-100.39
1047	607	SX409	SLU_ENV_NL	Min	6744.82	2218.08	-136.63	149.49	-100.39
1047	607	SX408	SLE_NL	Max	13610.16	3850.90	303.36	110.62	74.26
1047	607	SX395	SLE_NL	Max	13218.25	3742.80	-391.47	456.88	74.26
1047	607	SX396	SLE_NL	Max	59459.83	17984.61	-387.01	456.88	-74.29
1047	607	SX409	SLE_NL	Max	59091.76	17865.94	307.81	110.62	-74.29
1047	607	SX408	SLE_NL	Min	13610.16	3850.90	303.36	110.62	74.26
1047	607	SX395	SLE_NL	Min	13218.25	3742.80	-391.47	456.88	74.26
1047	607	SX396	SLE_NL	Min	59459.83	17984.61	-387.01	456.88	-74.29
1047	607	SX409	SLE_NL	Min	59091.76	17865.94	307.81	110.62	-74.29
1048	608	SX409	SLU_ENV_NL	Max	18372.97	5699.54	-852.40	140.07	521.28



Autorità Portuale di Taranto
Interventi per il dragaggio di 2,3 M³ di sedimenti in area Molo Polisettoriale e per la realizzazione di un primo lotto della cassa di colmata funzionale all'ampliamento del V Sporgente del Porto di Taranto

Allegati alla relazione di calcolo strutturale allineamento "BC"

Data 05/2016
Rev. B
c.d.c.: C296A
514B



1048	608	SX396	SLU_ENV_NL	Max	18710.45	5810.71	724.09	1967.65	521.28
1048	608	SX397	SLU_ENV_NL	Max	58320.47	16968.70	904.96	1967.65	104.09
1048	608	SX410	SLU_ENV_NL	Max	56966.21	16350.45	-637.68	140.07	104.09
1048	608	SX409	SLU_ENV_NL	Min	-62341.10	-18507.06	-996.54	-460.50	-103.85
1048	608	SX396	SLU_ENV_NL	Min	-65963.73	-19436.56	546.11	-344.60	-103.85
1048	608	SX397	SLU_ENV_NL	Min	1669.74	-177.25	777.21	-344.60	-520.45
1048	608	SX410	SLU_ENV_NL	Min	2356.22	24.21	-799.29	-460.50	-520.45
1048	608	SX409	SLE_NL	Max	13595.99	4217.66	-630.78	103.65	-76.85
1048	608	SX396	SLE_NL	Max	13845.74	4299.92	535.83	-255.00	-76.85
1048	608	SX397	SLE_NL	Max	1235.61	-131.16	575.13	-255.00	77.02
1048	608	SX410	SLE_NL	Max	1743.61	17.92	-591.47	103.65	77.02
1048	608	SX409	SLE_NL	Min	13595.99	4217.66	-630.78	103.65	-76.85
1048	608	SX396	SLE_NL	Min	13845.74	4299.92	535.83	-255.00	-76.85
1048	608	SX397	SLE_NL	Min	1235.61	-131.16	575.13	-255.00	77.02
1048	608	SX410	SLE_NL	Min	1743.61	17.92	-591.47	103.65	77.02
1049	609	SX225	SLU_ENV_NL	Max	118287.66	34925.59	-1108.58	5031.88	257.83
1049	609	SX212	SLU_ENV_NL	Max	108851.26	31943.22	-1781.79	-654.96	257.83
1049	609	SX213	SLU_ENV_NL	Max	35867.75	14304.55	-710.20	-654.96	2222.82
1049	609	SX226	SLU_ENV_NL	Max	45325.31	11861.54	466.73	5031.88	2222.82
1049	609	SX225	SLU_ENV_NL	Min	61942.31	16629.09	-1850.70	-1820.82	-2256.16
1049	609	SX212	SLU_ENV_NL	Min	67902.19	24190.60	-3369.06	-5408.14	-2256.16
1049	609	SX213	SLU_ENV_NL	Min	-47240.98	-14091.54	-1793.75	-5408.14	-242.35
1049	609	SX226	SLU_ENV_NL	Min	-45737.71	-12430.00	-779.11	-1820.82	-242.35
1049	609	SX225	SLE_NL	Max	45837.31	12305.53	-1369.52	3723.59	-1669.56
1049	609	SX212	SLE_NL	Max	50247.62	17901.04	-1318.52	-4002.03	-1669.56
1049	609	SX213	SLE_NL	Max	26542.13	10585.36	-525.54	-4002.03	1644.88
1049	609	SX226	SLE_NL	Max	33540.73	8777.54	-576.54	3723.59	1644.88
1049	609	SX225	SLE_NL	Min	45837.31	12305.53	-1369.52	3723.59	-1669.56
1049	609	SX212	SLE_NL	Min	50247.62	17901.04	-1318.52	-4002.03	-1669.56
1049	609	SX213	SLE_NL	Min	26542.13	10585.36	-525.54	-4002.03	1644.88
1049	609	SX226	SLE_NL	Min	33540.73	8777.54	-576.54	3723.59	1644.88
1050	610	SX226	SLU_ENV_NL	Max	-20838.02	-7769.90	-1608.11	5706.93	1102.37
1050	610	SX213	SLU_ENV_NL	Max	-27300.20	-4863.40	1536.92	3066.07	1102.37
1050	610	SX214	SLU_ENV_NL	Max	76086.27	19530.56	1391.08	3066.07	1825.86
1050	610	SX227	SLU_ENV_NL	Max	81591.17	23774.87	-1073.41	5706.93	1825.86
1050	610	SX226	SLU_ENV_NL	Min	-113587.20	-32472.77	-3145.51	-2142.31	-1810.62
1050	610	SX213	SLU_ENV_NL	Min	-108568.56	-32801.89	448.43	-2769.31	-1810.62
1050	610	SX214	SLU_ENV_NL	Min	38600.36	13441.09	983.13	-2769.31	-1132.13
1050	610	SX227	SLU_ENV_NL	Min	32703.73	7418.06	-3291.35	-2142.31	-1132.13
1050	610	SX226	SLE_NL	Max	-15420.13	-5749.72	-1190.00	-1585.31	815.75
1050	610	SX213	SLE_NL	Max	-20202.15	-3598.92	331.84	2268.89	815.75
1050	610	SX214	SLE_NL	Max	28564.26	9946.40	727.52	2268.89	-837.78
1050	610	SX227	SLE_NL	Max	24200.76	5489.37	-794.32	-1585.31	-837.78
1050	610	SX226	SLE_NL	Min	-15420.13	-5749.72	-1190.00	-1585.31	815.75
1050	610	SX213	SLE_NL	Min	-20202.15	-3598.92	331.84	2268.89	815.75
1050	610	SX214	SLE_NL	Min	28564.26	9946.40	727.52	2268.89	-837.78
1050	610	SX227	SLE_NL	Min	24200.76	5489.37	-794.32	-1585.31	-837.78
1051	611	SX229	SLU_ENV_NL	Max	81208.25	23658.15	3311.73	2142.33	1829.46
1051	611	SX216	SLU_ENV_NL	Max	75720.04	19400.84	-983.21	2775.79	1829.46
1051	611	SX217	SLU_ENV_NL	Max	-27299.50	-4863.14	-448.37	2775.79	1102.40
1051	611	SX230	SLU_ENV_NL	Max	-20837.02	-7769.57	3156.20	2142.33	1102.40
1051	611	SX229	SLU_ENV_NL	Min	32703.72	7418.07	1073.33	-5716.89	-1132.16
1051	611	SX216	SLU_ENV_NL	Min	38599.83	13440.95	-1390.55	-3066.05	-1132.16
1051	611	SX217	SLU_ENV_NL	Min	-109154.35	-32985.47	-1546.08	-3066.05	-1814.15
1051	611	SX230	SLU_ENV_NL	Min	-114209.48	-32650.86	1608.16	-5716.89	-1814.15
1051	611	SX229	SLE_NL	Max	24200.75	5489.37	794.26	1585.32	-837.80
1051	611	SX216	SLE_NL	Max	28563.88	9946.30	-727.58	-2268.88	-837.80
1051	611	SX217	SLE_NL	Max	-20201.63	-3598.72	-331.79	-2268.88	815.77
1051	611	SX230	SLE_NL	Max	-15419.39	-5749.48	1190.04	1585.32	815.77
1051	611	SX229	SLE_NL	Min	24200.75	5489.37	794.26	1585.32	-837.80
1051	611	SX216	SLE_NL	Min	28563.88	9946.30	-727.58	-2268.88	-837.80
1051	611	SX217	SLE_NL	Min	-20201.63	-3598.72	-331.79	-2268.88	815.77
1051	611	SX230	SLE_NL	Min	-15419.39	-5749.48	1190.04	1585.32	815.77
1052	612	SX230	SLU_ENV_NL	Max	45325.46	11861.62	779.09	1832.05	2222.81
1052	612	SX217	SLU_ENV_NL	Max	35868.33	14304.77	1801.60	5408.13	2222.81
1052	612	SX218	SLU_ENV_NL	Max	108588.45	31847.39	3366.80	5408.13	261.61
1052	612	SX231	SLU_ENV_NL	Max	118003.84	34843.10	1850.55	1832.05	261.61
1052	612	SX230	SLU_ENV_NL	Min	-46350.34	-12605.13	-472.18	-5031.87	-246.07
1052	612	SX217	SLU_ENV_NL	Min	-47819.28	-14272.93	710.33	648.71	-246.07
1052	612	SX218	SLU_ENV_NL	Min	67902.41	24190.62	1781.79	648.71	-2256.16
1052	612	SX231	SLU_ENV_NL	Min	61942.06	16628.97	1093.03	-5031.87	-2256.16
1052	612	SX230	SLE_NL	Max	33540.84	8777.60	576.53	-3723.58	1644.88
1052	612	SX217	SLE_NL	Max	26542.56	10585.53	525.65	4002.02	1644.88
1052	612	SX218	SLE_NL	Max	50247.78	17901.06	1318.52	4002.02	-1669.56
1052	612	SX231	SLE_NL	Max	45837.12	12305.44	1369.40	-3723.58	-1669.56
1052	612	SX230	SLE_NL	Min	33540.84	8777.60	576.53	-3723.58	1644.88
1052	612	SX217	SLE_NL	Min	26542.56	10585.53	525.65	4002.02	1644.88
1052	612	SX218	SLE_NL	Min	50247.78	17901.06	1318.52	4002.02	-1669.56
1052	612	SX231	SLE_NL	Min	45837.12	12305.44	1369.40	-3723.58	-1669.56
1053	613	SX212	SLU_ENV_NL	Max	108548.27	33508.01	-2236.08	3779.88	219.48
1053	613	SX199	SLU_ENV_NL	Max	103099.56	32487.45	948.08	-661.26	219.48



Autorità Portuale di Taranto
Interventi per il dragaggio di 2,3 M m³ di sedimenti in area Molo Polisettoriale e per la realizzazione di un primo lotto della cassa di colmata funzionale all'ampliamento del V Sporgente del Porto di Taranto

Allegati alla relazione di calcolo strutturale allineamento "BC"

Data 05/2016
Rev. B
c.d.c.: C296A
514B



1053	613	SX200	SLU_ENV_NL	Max	19606.89	7136.53	1416.27	-661.26	1764.01
1053	613	SX213	SLU_ENV_NL	Max	29040.84	5554.40	-530.60	3779.88	1764.01
1053	613	SX212	SLU_ENV_NL	Min	70159.24	17707.86	-2921.42	-1678.36	-1787.44
1053	613	SX199	SLU_ENV_NL	Min	71362.58	23157.04	-1924.62	-4498.17	-1787.44
1053	613	SX200	SLU_ENV_NL	Min	-44243.73	-14358.97	-219.14	-4498.17	-216.88
1053	613	SX213	SLU_ENV_NL	Min	-46621.06	-14599.90	-2453.23	-1678.36	-216.88
1053	613	SX212	SLE_NL	Max	51917.84	13103.82	-1654.70	2797.11	-1322.71
1053	613	SX199	SLE_NL	Max	52808.31	17136.21	-1424.22	-3328.64	-1322.71
1053	613	SX200	SLE_NL	Max	14509.10	5281.03	-162.16	-3328.64	1305.37
1053	613	SX213	SLE_NL	Max	21490.22	4110.25	-392.65	2797.11	1305.37
1053	613	SX212	SLE_NL	Min	51917.84	13103.82	-1654.70	2797.11	-1322.71
1053	613	SX199	SLE_NL	Min	52808.31	17136.21	-1424.22	-3328.64	-1322.71
1053	613	SX200	SLE_NL	Min	14509.10	5281.03	-162.16	-3328.64	1305.37
1053	613	SX213	SLE_NL	Min	21490.22	4110.25	-392.65	2797.11	1305.37
1054	614	SX213	SLU_ENV_NL	Max	-30958.56	-12145.86	1969.42	6460.61	139.38
1054	614	SX200	SLU_ENV_NL	Max	-30600.08	-8225.12	-1776.98	910.50	139.38
1054	614	SX201	SLU_ENV_NL	Max	66980.97	21367.90	-1920.32	910.50	2212.31
1054	614	SX214	SLU_ENV_NL	Max	73499.49	24976.93	1453.73	6460.61	2212.31
1054	614	SX213	SLU_ENV_NL	Min	-103932.53	-31417.44	1060.42	195.60	-2205.21
1054	614	SX200	SLU_ENV_NL	Min	-94926.87	-29939.81	-3436.21	-3836.16	-2205.21
1054	614	SX201	SLU_ENV_NL	Min	42241.48	15055.19	-3951.91	-3836.16	-167.33
1054	614	SX214	SLU_ENV_NL	Min	39218.63	10589.90	917.08	195.60	-167.33
1054	614	SX213	SLE_NL	Max	-22909.34	-8987.94	784.71	144.74	103.14
1054	614	SX200	SLE_NL	Max	-22644.06	-6086.59	-1314.97	673.77	103.14
1054	614	SX201	SLE_NL	Max	31258.69	11140.84	-1421.03	673.77	-123.82
1054	614	SX214	SLE_NL	Max	29021.79	7836.53	678.64	144.74	-123.82
1054	614	SX213	SLE_NL	Min	-22909.34	-8987.94	784.71	144.74	103.14
1054	614	SX200	SLE_NL	Min	-22644.06	-6086.59	-1314.97	673.77	103.14
1054	614	SX201	SLE_NL	Min	31258.69	11140.84	-1421.03	673.77	-123.82
1054	614	SX214	SLE_NL	Min	29021.79	7836.53	678.64	144.74	-123.82
1055	615	SX216	SLU_ENV_NL	Max	73137.94	24892.59	-917.03	-195.60	2217.17
1055	615	SX203	SLU_ENV_NL	Max	66644.79	21274.20	3983.49	3845.94	2217.17
1055	615	SX204	SLU_ENV_NL	Max	-30598.86	-8224.80	3451.39	3845.94	139.37
1055	615	SX217	SLU_ENV_NL	Max	-30957.85	-12145.70	-1060.50	-195.60	139.37
1055	615	SX216	SLU_ENV_NL	Min	39218.05	10589.72	-1450.70	-6473.19	-167.32
1055	615	SX203	SLU_ENV_NL	Min	42241.25	15055.10	1920.36	-910.46	-167.32
1055	615	SX204	SLU_ENV_NL	Min	-95425.16	-30098.79	1776.90	-910.46	-2210.05
1055	615	SX217	SLU_ENV_NL	Min	-104502.98	-31579.65	-1982.80	-6473.19	-2210.05
1055	615	SX216	SLE_NL	Max	29021.36	7836.40	-678.60	-144.74	-123.82
1055	615	SX203	SLE_NL	Max	31258.52	11140.78	1421.07	-673.74	-123.82
1055	615	SX204	SLE_NL	Max	-22643.16	-6086.35	1314.90	-673.74	103.14
1055	615	SX217	SLE_NL	Max	-22908.81	-8987.82	-784.77	-144.74	103.14
1055	615	SX216	SLE_NL	Min	29021.36	7836.40	-678.60	-144.74	-123.82
1055	615	SX203	SLE_NL	Min	31258.52	11140.78	1421.07	-673.74	-123.82
1055	615	SX204	SLE_NL	Min	-22643.16	-6086.35	1314.90	-673.74	103.14
1055	615	SX217	SLE_NL	Min	-22908.81	-8987.82	-784.77	-144.74	103.14
1056	616	SX217	SLU_ENV_NL	Max	29041.40	5554.52	2463.73	1692.44	1764.00
1056	616	SX204	SLU_ENV_NL	Max	19606.93	7136.49	218.98	4498.15	1764.00
1056	616	SX205	SLU_ENV_NL	Max	102863.60	32417.28	1924.64	4498.15	224.59
1056	616	SX218	SLU_ENV_NL	Max	108288.05	33450.86	2917.88	1692.44	224.59
1056	616	SX217	SLU_ENV_NL	Min	-47183.86	-14759.70	530.59	-3779.87	-221.94
1056	616	SX204	SLU_ENV_NL	Min	-44750.17	-14520.51	-1425.78	651.62	-221.94
1056	616	SX205	SLU_ENV_NL	Min	71362.14	23156.96	-971.62	651.62	-1787.43
1056	616	SX218	SLU_ENV_NL	Min	70159.47	17707.96	2236.24	-3779.87	-1787.43
1056	616	SX217	SLE_NL	Max	21490.64	4110.35	392.63	-2797.10	1305.36
1056	616	SX204	SLE_NL	Max	14509.13	5281.01	162.05	3328.63	1305.36
1056	616	SX205	SLE_NL	Max	52807.98	17136.15	1424.23	3328.63	-1322.70
1056	616	SX218	SLE_NL	Max	51918.01	13103.89	1654.82	-2797.10	-1322.70
1056	616	SX217	SLE_NL	Min	21490.64	4110.35	392.63	-2797.10	1305.36
1056	616	SX204	SLE_NL	Min	14509.13	5281.01	162.05	3328.63	1305.36
1056	616	SX205	SLE_NL	Min	52807.98	17136.15	1424.23	3328.63	-1322.70
1056	616	SX218	SLE_NL	Min	51918.01	13103.89	1654.82	-2797.10	-1322.70
1057	617	SX412	SLU_ENV_NL	Max	56669.11	16263.32	799.26	458.56	104.09
1057	617	SX399	SLU_ENV_NL	Max	58026.71	16881.72	-777.17	344.61	104.09
1057	617	SX400	SLU_ENV_NL	Max	18711.06	5810.90	-545.54	344.61	521.33
1057	617	SX413	SLU_ENV_NL	Max	18373.50	5699.72	994.35	458.56	521.33
1057	617	SX412	SLU_ENV_NL	Min	2355.94	24.15	636.22	-140.07	-520.50
1057	617	SX399	SLU_ENV_NL	Min	1669.53	-177.29	-903.67	-1969.80	-520.50
1057	617	SX400	SLU_ENV_NL	Min	-66592.71	-19625.33	-724.07	-1969.80	-103.85
1057	617	SX413	SLU_ENV_NL	Min	-62971.18	-18695.64	852.36	-140.07	-103.85
1057	617	SX412	SLE_NL	Max	1743.40	17.87	591.45	-103.65	77.03
1057	617	SX399	SLE_NL	Max	1235.45	-131.19	-575.11	255.01	77.03
1057	617	SX400	SLE_NL	Max	13846.18	4300.07	-535.82	255.01	-76.85
1057	617	SX413	SLE_NL	Max	13596.39	4217.79	630.74	-103.65	-76.85
1057	617	SX412	SLE_NL	Min	1743.40	17.87	591.45	-103.65	77.03
1057	617	SX399	SLE_NL	Min	1235.45	-131.19	-575.11	255.01	77.03
1057	617	SX400	SLE_NL	Min	13846.18	4300.07	-535.82	255.01	-76.85
1057	617	SX413	SLE_NL	Min	13596.39	4217.79	630.74	-103.65	-76.85
1058	618	SX413	SLU_ENV_NL	Max	79854.17	24143.30	135.50	-149.49	526.17
1058	618	SX400	SLU_ENV_NL	Max	80351.48	24303.64	522.89	1645.41	526.17
1058	618	SX401	SLU_ENV_NL	Max	73994.68	22410.74	528.94	1645.41	100.35



Autorità Portuale di Taranto
Interventi per il dragaggio di 2,3 M³ di sedimenti in area Molo Polisettoriale e per la realizzazione di un primo lotto della cassa di colmata funzionale all'ampliamento del V Sporgente del Porto di Taranto

Allegati alla relazione di calcolo strutturale allineamento "BC"

Data 05/2016
Rev. B
c.d.c.: C296A
514B

1058	618	SX414	SLU_ENV_NL	Max	70991.34	21294.84	6.92	-149.49	100.35
1058	618	SX413	SLU_ENV_NL	Min	6125.84	2032.83	-415.89	-811.63	-100.39
1058	618	SX400	SLU_ENV_NL	Min	4101.60	1583.60	392.40	-617.41	-100.39
1058	618	SX401	SLU_ENV_NL	Min	17862.64	5057.99	263.82	-617.41	-527.95
1058	618	SX414	SLU_ENV_NL	Min	18392.35	5204.10	-409.84	-811.63	-527.95
1058	618	SX413	SLE_NL	Max	59092.09	17866.04	-307.76	-110.62	-74.29
1058	618	SX400	SLE_NL	Max	59460.09	17984.70	386.94	-456.89	-74.29
1058	618	SX401	SLE_NL	Max	13218.35	3742.91	391.42	-456.89	74.26
1058	618	SX414	SLE_NL	Max	13610.34	3851.03	-303.28	-110.62	74.26
1058	618	SX413	SLE_NL	Min	59092.09	17866.04	-307.76	-110.62	-74.29
1058	618	SX400	SLE_NL	Min	59460.09	17984.70	386.94	-456.89	-74.29
1058	618	SX401	SLE_NL	Min	13218.35	3742.91	391.42	-456.89	74.26
1058	618	SX414	SLE_NL	Min	13610.34	3851.03	-303.28	-110.62	74.26
1059	619	SX199	SLU_ENV_NL	Max	99728.22	25658.69	-93.28	1852.42	728.12
1059	619	SX186	SLU_ENV_NL	Max	86351.89	24042.51	-3718.50	649.12	728.12
1059	619	SX187	SLU_ENV_NL	Max	10306.70	6571.32	-1876.42	649.12	975.49
1059	619	SX200	SLU_ENV_NL	Max	15780.18	3644.75	1955.91	1852.42	975.49
1059	619	SX199	SLU_ENV_NL	Min	73024.28	19432.13	-2234.99	-2737.32	-1000.61
1059	619	SX186	SLU_ENV_NL	Min	69590.66	23773.89	-7120.22	-2753.64	-1000.61
1059	619	SX187	SLU_ENV_NL	Min	-41636.80	-11380.58	-5071.03	-2753.64	-724.72
1059	619	SX200	SLU_ENV_NL	Min	-42286.75	-12244.73	-392.91	-2737.32	-724.72
1059	619	SX199	SLE_NL	Max	54037.97	14379.78	-1653.89	1370.79	-740.45
1059	619	SX186	SLE_NL	Max	51497.09	17791.46	-2751.69	-2037.70	-740.45
1059	619	SX187	SLE_NL	Max	7626.96	4862.77	-1388.55	-2037.70	721.86
1059	619	SX200	SLE_NL	Max	11677.33	2697.12	-290.75	1370.79	721.86
1059	619	SX199	SLE_NL	Min	54037.97	14379.78	-1653.89	1370.79	-740.45
1059	619	SX186	SLE_NL	Min	51497.09	17791.46	-2751.69	-2037.70	-740.45
1059	619	SX187	SLE_NL	Min	7626.96	4862.77	-1388.55	-2037.70	721.86
1059	619	SX200	SLE_NL	Min	11677.33	2697.12	-290.75	1370.79	721.86
1060	620	SX200	SLU_ENV_NL	Max	-29933.19	-9635.64	-2040.95	8840.71	-1295.57
1060	620	SX187	SLU_ENV_NL	Max	-28643.42	-5547.34	298.79	-2480.76	-1295.57
1060	620	SX188	SLU_ENV_NL	Max	46276.67	12254.75	1121.79	-2480.76	3344.05
1060	620	SX201	SLU_ENV_NL	Max	59873.04	17047.33	-1232.24	8840.71	3344.05
1060	620	SX200	SLU_ENV_NL	Min	-87746.02	-25376.17	-3901.07	3515.39	-3332.15
1060	620	SX187	SLU_ENV_NL	Min	-80207.97	-23458.27	-332.50	-6720.80	-3332.15
1060	620	SX188	SLU_ENV_NL	Min	35344.12	11558.49	476.20	-6720.80	1276.89
1060	620	SX201	SLU_ENV_NL	Min	39856.27	10737.96	-3078.07	3515.39	1276.89
1060	620	SX200	SLE_NL	Max	-22150.56	-7130.37	-1510.30	2601.39	-958.73
1060	620	SX187	SLE_NL	Max	-21196.13	-4105.03	-246.05	-1835.76	-958.73
1060	620	SX188	SLE_NL	Max	26154.65	9068.51	352.39	-1835.76	944.90
1060	620	SX201	SLE_NL	Max	29493.64	7946.09	-911.86	2601.39	944.90
1060	620	SX200	SLE_NL	Min	-22150.56	-7130.37	-1510.30	2601.39	-958.73
1060	620	SX187	SLE_NL	Min	-21196.13	-4105.03	-246.05	-1835.76	-958.73
1060	620	SX188	SLE_NL	Min	26154.65	9068.51	352.39	-1835.76	944.90
1060	620	SX201	SLE_NL	Min	29493.64	7946.09	-911.86	2601.39	944.90
1061	621	SX203	SLU_ENV_NL	Max	59522.13	16940.62	3111.70	-3515.42	3349.80
1061	621	SX190	SLU_ENV_NL	Max	45969.59	12254.55	-476.26	6733.08	3349.80
1061	621	SX191	SLU_ENV_NL	Max	-28642.60	-5547.04	332.61	6733.08	-1295.63
1061	621	SX204	SLU_ENV_NL	Max	-29931.94	-9635.22	3915.43	-3515.42	-1295.63
1061	621	SX203	SLU_ENV_NL	Min	39856.05	10737.95	1232.14	-8854.75	1276.95
1061	621	SX190	SLU_ENV_NL	Min	35343.31	11437.17	-1114.74	2480.84	1276.95
1061	621	SX191	SLU_ENV_NL	Min	-80619.77	-23594.12	-311.00	2480.84	-3337.84
1061	621	SX204	SLU_ENV_NL	Min	-88225.47	-25508.48	2041.01	-8854.75	-3337.84
1061	621	SX203	SLE_NL	Max	29493.47	7946.08	911.78	-2601.41	944.94
1061	621	SX190	SLE_NL	Max	26154.05	9068.37	-352.43	1835.82	944.94
1061	621	SX191	SLE_NL	Max	-21195.52	-4104.81	246.13	1835.82	-958.76
1061	621	SX204	SLE_NL	Max	-22149.63	-7130.06	1510.35	-2601.41	-958.76
1061	621	SX203	SLE_NL	Min	29493.47	7946.08	911.78	-2601.41	944.94
1061	621	SX190	SLE_NL	Min	26154.05	9068.37	-352.43	1835.82	944.94
1061	621	SX191	SLE_NL	Min	-21195.52	-4104.81	246.13	1835.82	-958.76
1061	621	SX204	SLE_NL	Min	-22149.63	-7130.06	1510.35	-2601.41	-958.76
1062	622	SX204	SLU_ENV_NL	Max	15780.28	3644.82	392.91	2752.84	975.47
1062	622	SX191	SLU_ENV_NL	Max	10307.30	6571.55	5082.32	2753.61	975.47
1062	622	SX192	SLU_ENV_NL	Max	86152.88	24042.45	7111.97	2753.61	734.05
1062	622	SX205	SLU_ENV_NL	Max	99481.34	25588.67	2234.84	2752.84	734.05
1062	622	SX204	SLU_ENV_NL	Min	-42774.14	-12379.35	-1962.98	-1852.39	-730.58
1062	622	SX191	SLU_ENV_NL	Min	-42059.56	-11519.78	1876.59	-661.05	-730.58
1062	622	SX192	SLU_ENV_NL	Min	69590.63	23688.69	3718.53	-661.05	-1000.59
1062	622	SX205	SLU_ENV_NL	Min	73023.79	19431.94	66.66	-1852.39	-1000.59
1062	622	SX204	SLE_NL	Max	11677.40	2697.17	290.75	-1370.77	721.85
1062	622	SX191	SLE_NL	Max	7627.40	4862.95	1388.68	2037.67	721.85
1062	622	SX192	SLE_NL	Max	51497.06	17791.41	2751.71	2037.67	-740.44
1062	622	SX205	SLE_NL	Max	54037.60	14379.64	1653.78	-1370.77	-740.44
1062	622	SX204	SLE_NL	Min	11677.40	2697.17	290.75	-1370.77	721.85
1062	622	SX191	SLE_NL	Min	7627.40	4862.95	1388.68	2037.67	721.85
1062	622	SX192	SLE_NL	Min	51497.06	17791.41	2751.71	2037.67	-740.44
1062	622	SX205	SLE_NL	Min	54037.60	14379.64	1653.78	-1370.77	-740.44
1063	623	SX186	SLU_ENV_NL	Max	84991.91	29167.44	-3794.52	251.20	1597.50
1063	623	SX173	SLU_ENV_NL	Max	66654.83	26010.82	3353.65	2858.87	1597.50
1063	623	SX174	SLU_ENV_NL	Max	6700.25	1785.85	5152.71	2858.87	293.84
1063	623	SX187	SLU_ENV_NL	Max	7117.98	-524.49	-2320.20	251.20	293.84


Autorità Portuale di Taranto

Interventi per il dragaggio di 2,3 M m³ di sedimenti in area Molo Polisettoriale e per la realizzazione di un primo lotto della cassa di colmata funzionale all'ampliamento del V Sporgente del Porto di Taranto

Allegati alla relazione di calcolo strutturale allineamento "BC"

Data 05/2016

Rev. B

c.d.c.: C296A
514B



1063	623	SX186	SLU_ENV_NL	Min	68740.51	17675.42	-7364.93	-4581.24	-307.95
1063	623	SX173	SLU_ENV_NL	Min	61490.70	19599.51	-2777.65	-1151.53	-307.95
1063	623	SX174	SLU_ENV_NL	Min	-31948.11	-10631.60	-1303.32	-1151.53	-1594.45
1063	623	SX187	SLU_ENV_NL	Min	-39106.39	-12872.71	-5565.87	-4581.24	-1594.45
1063	623	SX186	SLE_NL	Max	50867.98	13079.81	-2807.95	185.88	-227.89
1063	623	SX173	SLE_NL	Max	45503.12	14503.64	-2055.46	-852.13	-227.89
1063	623	SX174	SLE_NL	Max	4958.19	1321.53	-964.46	-852.13	217.44
1063	623	SX187	SLE_NL	Max	5267.31	-388.12	-1716.95	185.88	217.44
1063	623	SX186	SLE_NL	Min	50867.98	13079.81	-2807.95	185.88	-227.89
1063	623	SX173	SLE_NL	Min	45503.12	14503.64	-2055.46	-852.13	-227.89
1063	623	SX174	SLE_NL	Min	4958.19	1321.53	-964.46	-852.13	217.44
1063	623	SX187	SLE_NL	Min	5267.31	-388.12	-1716.95	185.88	217.44
1064	624	SX187	SLU_ENV_NL	Max	-25483.68	-9716.42	1694.54	12488.85	-2898.46
1064	624	SX174	SLU_ENV_NL	Max	-19083.13	-6537.73	-3372.71	-6416.38	-2898.46
1064	624	SX175	SLU_ENV_NL	Max	20573.29	7173.86	-2480.37	-6416.38	5065.33
1064	624	SX188	SLU_ENV_NL	Max	38002.57	13795.83	1294.46	12488.85	5065.33
1064	624	SX187	SLU_ENV_NL	Min	-70738.77	-21711.96	-282.44	7100.15	-5061.84
1064	624	SX174	SLU_ENV_NL	Min	-48127.24	-16135.80	-4057.27	-11116.51	-5061.84
1064	624	SX175	SLU_ENV_NL	Min	13855.77	5343.94	-4279.39	-11116.51	2900.40
1064	624	SX188	SLU_ENV_NL	Min	29987.94	9102.33	787.86	7100.15	2900.40
1064	624	SX187	SLE_NL	Max	-18857.93	-7190.15	-209.00	5254.11	-2144.86
1064	624	SX174	SLE_NL	Max	-14121.52	-4837.92	-3002.38	-4748.12	-2144.86
1064	624	SX175	SLE_NL	Max	10253.27	3954.52	-1835.47	-4748.12	2146.29
1064	624	SX188	SLE_NL	Max	22191.07	6735.72	957.90	5254.11	2146.29
1064	624	SX187	SLE_NL	Min	-18857.93	-7190.15	-209.00	5254.11	-2144.86
1064	624	SX174	SLE_NL	Min	-14121.52	-4837.92	-3002.38	-4748.12	-2144.86
1064	624	SX175	SLE_NL	Min	10253.27	3954.52	-1835.47	-4748.12	2146.29
1064	624	SX188	SLE_NL	Min	22191.07	6735.72	957.90	5254.11	2146.29
1065	625	SX190	SLU_ENV_NL	Max	37697.37	13733.74	-772.23	-7100.19	5075.52
1065	625	SX177	SLU_ENV_NL	Max	20363.16	7126.89	4327.85	11139.79	5075.52
1065	625	SX178	SLU_ENV_NL	Max	-19082.42	-6537.57	4057.28	11139.79	-2898.56
1065	625	SX191	SLU_ENV_NL	Max	-25482.94	-9716.24	282.47	-7100.19	-2898.56
1065	625	SX190	SLU_ENV_NL	Min	29987.15	9102.09	-1294.45	-12512.94	2900.49
1065	625	SX177	SLU_ENV_NL	Min	13855.07	5343.72	2480.35	6416.47	2900.49
1065	625	SX178	SLU_ENV_NL	Min	-48364.94	-16206.95	3383.30	6416.47	-5072.21
1065	625	SX191	SLU_ENV_NL	Min	-71126.20	-21819.50	-1716.77	-12512.94	-5072.21
1065	625	SX190	SLE_NL	Max	22190.49	6735.55	-957.90	-5254.14	2146.36
1065	625	SX177	SLE_NL	Max	10252.75	3954.35	1835.46	4748.19	2146.36
1065	625	SX178	SLE_NL	Max	-14120.99	-4837.80	3002.39	4748.19	-2144.93
1065	625	SX191	SLE_NL	Max	-18857.37	-7190.02	209.03	-5254.14	-2144.93
1065	625	SX190	SLE_NL	Min	22190.49	6735.55	-957.90	-5254.14	2146.36
1065	625	SX177	SLE_NL	Min	10252.75	3954.35	1835.46	4748.19	2146.36
1065	625	SX178	SLE_NL	Min	-14120.99	-4837.80	3002.39	4748.19	-2144.93
1065	625	SX191	SLE_NL	Min	-18857.37	-7190.02	209.03	-5254.14	-2144.93
1066	626	SX191	SLU_ENV_NL	Max	7118.59	-524.36	5577.75	4607.02	293.82
1066	626	SX178	SLU_ENV_NL	Max	6700.91	1786.01	1303.27	1151.47	293.82
1066	626	SX179	SLU_ENV_NL	Max	66498.35	25978.17	2777.63	1151.47	1607.95
1066	626	SX192	SLU_ENV_NL	Max	84793.92	29139.22	7357.16	4607.02	1607.95
1066	626	SX191	SLU_ENV_NL	Min	-39504.52	-12983.36	2320.28	-251.14	-1604.93
1066	626	SX178	SLU_ENV_NL	Min	-32265.31	-10726.70	-5173.79	-2881.87	-1604.93
1066	626	SX179	SLU_ENV_NL	Min	61490.36	19599.46	-3394.38	-2881.87	-307.93
1066	626	SX192	SLU_ENV_NL	Min	68740.45	17675.42	3794.65	-251.14	-307.93
1066	626	SX191	SLE_NL	Max	5267.76	-388.03	1717.01	-185.85	217.43
1066	626	SX178	SLE_NL	Max	4958.67	1321.65	964.42	852.09	217.43
1066	626	SX179	SLE_NL	Max	45502.87	14503.60	2055.45	852.09	-227.87
1066	626	SX192	SLE_NL	Max	50867.93	13079.81	2808.04	-185.85	-227.87
1066	626	SX191	SLE_NL	Min	5267.76	-388.03	1717.01	-185.85	217.43
1066	626	SX178	SLE_NL	Min	4958.67	1321.65	964.42	852.09	217.43
1066	626	SX179	SLE_NL	Min	45502.87	14503.60	2055.45	852.09	-227.87
1066	626	SX192	SLE_NL	Min	50867.93	13079.81	2808.04	-185.85	-227.87
1067	627	SX173	SLU_ENV_NL	Max	58037.28	14312.47	5907.52	-4097.41	4069.57
1067	627	SX160	SLU_ENV_NL	Max	48495.38	17284.09	104.46	9106.96	4069.57
1067	627	SX161	SLU_ENV_NL	Max	18318.05	8177.30	-1442.70	9106.96	-1649.71
1067	627	SX174	SLU_ENV_NL	Max	8027.18	-15.44	1633.98	-4097.41	-1649.71
1067	627	SX173	SLU_ENV_NL	Min	55419.58	10816.16	-2978.07	-9999.49	1612.50
1067	627	SX160	SLU_ENV_NL	Min	44720.60	13809.71	-2493.77	3506.44	1612.50
1067	627	SX161	SLU_ENV_NL	Min	13272.24	5451.85	-4169.08	3506.44	-4127.48
1067	627	SX174	SLU_ENV_NL	Min	-24760.33	-8928.51	-1927.00	-9999.49	-4127.48
1067	627	SX173	SLE_NL	Max	42947.58	10591.23	-2203.77	-3032.09	1193.25
1067	627	SX160	SLE_NL	Max	33093.25	12790.23	-1845.39	2594.77	1193.25
1067	627	SX161	SLE_NL	Max	13555.35	6051.20	-1067.59	2594.77	-1220.78
1067	627	SX174	SLE_NL	Max	5940.11	-11.43	-1425.98	-3032.09	-1220.78
1067	627	SX173	SLE_NL	Min	42947.58	10591.23	-2203.77	-3032.09	1193.25
1067	627	SX160	SLE_NL	Min	33093.25	12790.23	-1845.39	2594.77	1193.25
1067	627	SX161	SLE_NL	Min	13555.35	6051.20	-1067.59	2594.77	-1220.78
1067	627	SX174	SLE_NL	Min	5940.11	-11.43	-1425.98	-3032.09	-1220.78
1068	628	SX174	SLU_ENV_NL	Max	-8606.75	-4134.36	-3002.99	21068.11	-6302.43
1068	628	SX161	SLU_ENV_NL	Max	12941.82	5693.17	-705.00	-14755.03	-6302.43
1068	628	SX162	SLU_ENV_NL	Max	-19811.20	-5796.03	-905.31	-14755.03	9029.21
1068	628	SX175	SLU_ENV_NL	Max	3328.18	-192.11	-2678.42	21068.11	9029.21
1068	628	SX174	SLU_ENV_NL	Min	-31235.24	-9946.85	-3175.14	14584.77	-9033.52



Autorità Portuale di Taranto
Interventi per il dragaggio di 2,3 M m³ di sedimenti in area Molo Polisettoriale e per la realizzazione di un primo lotto della cassa di colmata funzionale all'ampliamento del V Sporgente del Porto di Taranto

Allegati alla relazione di calcolo strutturale allineamento "BC"

Data 05/2016
Rev. B
c.d.c.: C296A
514B



1068	628	SX161	SLU_ENV_NL	Min	2096.84	1175.10	-1229.87	-21034.20	-9033.52
1068	628	SX162	SLU_ENV_NL	Min	-28081.52	-10021.54	-958.27	-21034.20	6284.93
1068	628	SX175	SLU_ENV_NL	Min	2131.44	-1219.26	-3428.41	14584.77	6284.93
1068	628	SX174	SLE_NL	Max	-6368.99	-3059.42	-2222.21	10792.73	-4663.80
1068	628	SX161	SLE_NL	Max	9576.94	4212.94	-910.11	-10918.72	-4663.80
1068	628	SX162	SLE_NL	Max	-14660.29	-4289.06	-669.93	-10918.72	4650.85
1068	628	SX175	SLE_NL	Max	1577.26	-902.25	-1982.03	10792.73	4650.85
1068	628	SX174	SLE_NL	Min	-6368.99	-3059.42	-2222.21	10792.73	-4663.80
1068	628	SX161	SLE_NL	Min	9576.94	4212.94	-910.11	-10918.72	-4663.80
1068	628	SX162	SLE_NL	Min	-14660.29	-4289.06	-669.93	-10918.72	4650.85
1068	628	SX175	SLE_NL	Min	1577.26	-902.25	-1982.03	10792.73	4650.85
1069	629	SX177	SLU_ENV_NL	Max	3106.03	-239.05	3472.11	-14584.80	9031.67
1069	629	SX164	SLU_ENV_NL	Max	-19811.05	-5796.00	974.06	21039.19	9031.67
1069	629	SX165	SLU_ENV_NL	Max	12942.41	5693.36	1229.87	21039.19	-6302.59
1069	629	SX178	SLU_ENV_NL	Max	-8606.22	-4134.27	3192.49	-14584.80	-6302.59
1069	629	SX177	SLU_ENV_NL	Min	2130.91	-1219.46	2678.47	-21072.94	6285.09
1069	629	SX164	SLU_ENV_NL	Min	-28238.29	-10112.40	905.40	14755.07	6285.09
1069	629	SX165	SLU_ENV_NL	Min	1952.54	1104.71	694.44	14755.07	-9035.70
1069	629	SX178	SLU_ENV_NL	Min	-31448.50	-9976.66	3002.94	-21072.94	-9035.70
1069	629	SX177	SLE_NL	Max	1576.88	-902.40	1982.07	-10792.75	4650.97
1069	629	SX164	SLE_NL	Max	-14660.18	-4289.04	670.00	10918.75	4650.97
1069	629	SX165	SLE_NL	Max	9577.38	4213.09	910.10	10918.75	-4663.92
1069	629	SX178	SLE_NL	Max	-6368.61	-3059.36	2222.17	-10792.75	-4663.92
1069	629	SX177	SLE_NL	Min	1576.88	-902.40	1982.07	-10792.75	4650.97
1069	629	SX164	SLE_NL	Min	-14660.18	-4289.04	670.00	10918.75	4650.97
1069	629	SX165	SLE_NL	Min	9577.38	4213.09	910.10	10918.75	-4663.92
1069	629	SX178	SLE_NL	Min	-6368.61	-3059.36	2222.17	-10792.75	-4663.92
1070	630	SX178	SLU_ENV_NL	Max	8027.91	-15.31	1926.98	10009.96	-1649.76
1070	630	SX165	SLU_ENV_NL	Max	18319.08	8177.64	4189.74	-3506.58	-1649.76
1070	630	SX166	SLU_ENV_NL	Max	48430.68	17283.99	2493.70	-3506.58	4073.78
1070	630	SX179	SLU_ENV_NL	Max	58036.81	14312.27	2978.01	10009.96	4073.78
1070	630	SX178	SLU_ENV_NL	Min	-25050.67	-8981.07	-1646.00	4097.53	-4131.47
1070	630	SX165	SLU_ENV_NL	Min	13092.34	5370.40	1442.67	-9115.62	-4131.47
1070	630	SX166	SLU_ENV_NL	Min	44720.19	13741.99	-122.66	-9115.62	1612.55
1070	630	SX179	SLU_ENV_NL	Min	55249.11	10783.86	-5958.39	4097.53	1612.55
1070	630	SX178	SLE_NL	Max	5940.65	-11.33	1425.96	3032.17	-1220.82
1070	630	SX165	SLE_NL	Max	13556.12	6051.46	1067.57	-2594.87	-1220.82
1070	630	SX166	SLE_NL	Max	33092.94	12790.15	1845.34	-2594.87	1193.29
1070	630	SX179	SLE_NL	Max	42947.24	10591.08	2203.73	3032.17	1193.29
1070	630	SX178	SLE_NL	Min	5940.65	-11.33	1425.96	3032.17	-1220.82
1070	630	SX165	SLE_NL	Min	13556.12	6051.46	1067.57	-2594.87	-1220.82
1070	630	SX166	SLE_NL	Min	33092.94	12790.15	1845.34	-2594.87	1193.29
1070	630	SX179	SLE_NL	Min	42947.24	10591.08	2203.73	3032.17	1193.29
1071	631	SX160	SLU_ENV_NL	Max	44759.69	19124.43	-300.45	-12146.67	6842.44
1071	631	SX147	SLU_ENV_NL	Max	48433.29	15071.82	5652.07	15911.90	6842.44
1071	631	SX148	SLU_ENV_NL	Max	46506.02	12822.16	3624.43	15911.90	-5170.38
1071	631	SX161	SLU_ENV_NL	Max	30256.16	9327.47	-2462.72	-12146.67	-5170.38
1071	631	SX160	SLU_ENV_NL	Min	44591.92	17185.08	-435.08	-15992.26	5173.26
1071	631	SX147	SLU_ENV_NL	Min	40451.19	12112.80	5334.28	11963.26	5173.26
1071	631	SX148	SLU_ENV_NL	Min	43174.49	12661.47	2561.37	11963.26	-6845.08
1071	631	SX161	SLU_ENV_NL	Min	29877.67	7090.29	-3073.36	-15992.26	-6845.08
1071	631	SX160	SLE_NL	Max	33122.17	14152.08	-222.33	-8988.54	3828.21
1071	631	SX147	SLE_NL	Max	35840.63	11153.15	3947.37	8852.81	3828.21
1071	631	SX148	SLE_NL	Max	31949.12	9369.49	1895.42	8852.81	-3826.08
1071	631	SX161	SLE_NL	Max	22389.56	6902.33	-2274.29	-8988.54	-3826.08
1071	631	SX160	SLE_NL	Min	33122.17	14152.08	-222.33	-8988.54	3828.21
1071	631	SX147	SLE_NL	Min	35840.63	11153.15	3947.37	8852.81	3828.21
1071	631	SX148	SLE_NL	Min	31949.12	9369.49	1895.42	8852.81	-3826.08
1071	631	SX161	SLE_NL	Min	22389.56	6902.33	-2274.29	-8988.54	-3826.08
1072	632	SX161	SLU_ENV_NL	Max	22299.51	5437.47	-176.65	990.41	925.70
1072	632	SX148	SLU_ENV_NL	Max	42627.18	13152.10	920.24	1619.68	925.70
1072	632	SX149	SLU_ENV_NL	Max	-36738.56	-8736.80	-456.52	1619.68	698.34
1072	632	SX162	SLU_ENV_NL	Max	-33188.64	-14380.49	-2382.06	990.41	698.34
1072	632	SX161	SLU_ENV_NL	Min	15289.96	1220.39	-1313.28	-2809.61	-776.63
1072	632	SX148	SLU_ENV_NL	Min	35987.17	12008.27	612.26	-2447.58	-776.63
1072	632	SX149	SLU_ENV_NL	Min	-49941.26	-13124.59	-2491.97	-2447.58	-974.55
1072	632	SX162	SLU_ENV_NL	Min	-49151.51	-20769.23	-3588.85	-2809.61	-974.55
1072	632	SX161	SLE_NL	Max	16501.64	4023.73	-971.83	-2079.11	685.02
1072	632	SX148	SLE_NL	Max	26630.51	8886.12	453.07	1198.57	685.02
1072	632	SX149	SLE_NL	Max	-27186.53	-6465.23	-337.82	1198.57	-721.17
1072	632	SX162	SLE_NL	Max	-24559.59	-10641.56	-1762.73	-2079.11	-721.17
1072	632	SX161	SLE_NL	Min	16501.64	4023.73	-971.83	-2079.11	685.02
1072	632	SX148	SLE_NL	Min	26630.51	8886.12	453.07	1198.57	685.02
1072	632	SX149	SLE_NL	Min	-27186.53	-6465.23	-337.82	1198.57	-721.17
1072	632	SX162	SLE_NL	Min	-24559.59	-10641.56	-1762.73	-2079.11	-721.17
1073	633	SX164	SLU_ENV_NL	Max	-33188.44	-14380.45	3575.61	2809.39	712.56
1073	633	SX151	SLU_ENV_NL	Max	-36737.97	-8736.63	2458.03	2481.02	712.56
1073	633	SX152	SLU_ENV_NL	Max	42398.04	13090.61	-612.43	2481.02	925.63
1073	633	SX165	SLU_ENV_NL	Max	22300.23	5437.81	1313.25	2809.39	925.63
1073	633	SX164	SLU_ENV_NL	Min	-49344.03	-20830.61	2382.19	-1022.58	-974.48
1073	633	SX151	SLU_ENV_NL	Min	-50259.53	-13229.39	456.51	-1619.48	-974.48



Autorità Portuale di Taranto
Interventi per il dragaggio di 2,3 M m³ di sedimenti in area Molo Polisettoriale e per la realizzazione di un primo lotto della cassa di colmata funzionale all'ampliamento del V Sporgente del Porto di Taranto

Allegati alla relazione di calcolo strutturale allineamento "BC"

Data 05/2016
Rev. B
c.d.c.: C296A
514B

1073	633	SX152	SLU_ENV_NL	Min	35988.37	12008.68	-922.19	-1619.48	-790.59
1073	633	SX165	SLU_ENV_NL	Min	15149.00	1180.94	195.38	-1022.58	-790.59
1073	633	SX164	SLE_NL	Max	-24559.44	-10641.53	1762.82	2078.95	-721.12
1073	633	SX151	SLE_NL	Max	-27186.10	-6465.10	337.82	-1198.42	-721.12
1073	633	SX152	SLE_NL	Max	26631.39	8886.42	-453.20	-1198.42	684.97
1073	633	SX165	SLE_NL	Max	16502.17	4023.98	971.81	2078.95	684.97
1073	633	SX164	SLE_NL	Min	-24559.44	-10641.53	1762.82	2078.95	-721.12
1073	633	SX151	SLE_NL	Min	-27186.10	-6465.10	337.82	-1198.42	-721.12
1073	633	SX152	SLE_NL	Min	26631.39	8886.42	-453.20	-1198.42	684.97
1073	633	SX165	SLE_NL	Min	16502.17	4023.98	971.81	2078.95	684.97
1074	634	SX165	SLU_ENV_NL	Max	30257.50	9327.98	3073.22	15969.22	-5170.39
1074	634	SX152	SLU_ENV_NL	Max	46238.35	12754.88	-2561.44	-11963.29	-5170.39
1074	634	SX153	SLU_ENV_NL	Max	48432.01	15071.47	-5334.18	-11963.29	6831.96
1074	634	SX166	SLU_ENV_NL	Max	44759.11	19124.30	448.16	15969.22	6831.96
1074	634	SX165	SLU_ENV_NL	Min	29664.40	7023.39	2454.91	12146.66	-6834.64
1074	634	SX152	SLU_ENV_NL	Min	43175.38	12661.79	-3601.78	-15886.15	-6834.64
1074	634	SX153	SLU_ENV_NL	Min	40321.68	12077.60	-5608.54	-15886.15	5173.26
1074	634	SX166	SLU_ENV_NL	Min	44531.58	17139.34	300.48	12146.66	5173.26
1074	634	SX165	SLE_NL	Max	22390.55	6902.71	2274.18	8988.53	-3826.09
1074	634	SX152	SLE_NL	Max	31949.78	9369.73	-1895.47	-8852.83	-3826.09
1074	634	SX153	SLE_NL	Max	35839.69	11152.89	-3947.29	-8852.83	3828.21
1074	634	SX166	SLE_NL	Max	33121.74	14151.98	222.35	8988.53	3828.21
1074	634	SX165	SLE_NL	Min	22390.55	6902.71	2274.18	8988.53	-3826.09
1074	634	SX152	SLE_NL	Min	31949.78	9369.73	-1895.47	-8852.83	-3826.09
1074	634	SX153	SLE_NL	Min	35839.69	11152.89	-3947.29	-8852.83	3828.21
1074	634	SX166	SLE_NL	Min	33121.74	14151.98	222.35	8988.53	3828.21
1075	635	SX147	SLU_ENV_NL	Max	38568.94	9612.51	5792.68	-4220.11	3327.98
1075	635	SX134	SLU_ENV_NL	Max	37743.80	10494.47	2021.37	8203.08	3327.98
1075	635	SX135	SLU_ENV_NL	Max	77648.21	26784.89	-347.49	8203.08	-1888.35
1075	635	SX148	SLU_ENV_NL	Max	60225.26	17890.69	3545.31	-4220.11	-1888.35
1075	635	SX147	SLU_ENV_NL	Min	26478.41	6199.14	4174.43	-7420.22	1868.85
1075	635	SX134	SLU_ENV_NL	Min	27042.91	8995.88	281.63	4537.53	1868.85
1075	635	SX135	SLU_ENV_NL	Min	58307.65	19346.43	-368.36	4537.53	-3374.73
1075	635	SX148	SLU_ENV_NL	Min	52207.95	15351.14	3402.96	-7420.22	-3374.73
1075	635	SX147	SLE_NL	Max	28541.01	7113.26	3089.08	-3122.88	1382.95
1075	635	SX134	SLE_NL	Max	27930.41	7765.91	208.41	3357.78	1382.95
1075	635	SX135	SLE_NL	Max	43147.66	14316.36	-257.15	3357.78	-1397.38
1075	635	SX148	SLE_NL	Max	38633.88	11359.84	2623.53	-3122.88	-1397.38
1075	635	SX147	SLE_NL	Min	28541.01	7113.26	3089.08	-3122.88	1382.95
1075	635	SX134	SLE_NL	Min	27930.41	7765.91	208.41	3357.78	1382.95
1075	635	SX135	SLE_NL	Min	43147.66	14316.36	-257.15	3357.78	-1397.38
1075	635	SX148	SLE_NL	Min	38633.88	11359.84	2623.53	-3122.88	-1397.38
1076	636	SX148	SLU_ENV_NL	Max	47402.10	13783.51	1059.66	4490.03	-991.40
1076	636	SX135	SLU_ENV_NL	Max	72777.26	25583.83	1827.26	-3014.51	-991.40
1076	636	SX136	SLU_ENV_NL	Max	-36592.67	-8598.50	-607.35	-3014.51	2350.10
1076	636	SX149	SLU_ENV_NL	Max	-38772.01	-13261.34	-1374.95	4490.03	2350.10
1076	636	SX148	SLU_ENV_NL	Min	36146.19	10284.70	728.28	1493.50	-2421.48
1076	636	SX135	SLU_ENV_NL	Min	52376.82	17815.09	1780.34	-6632.02	-2421.48
1076	636	SX136	SLU_ENV_NL	Min	-54479.51	-12455.28	-1797.89	-6632.02	942.63
1076	636	SX149	SLU_ENV_NL	Min	-56139.97	-18501.97	-2849.94	1493.50	942.63
1076	636	SX148	SLE_NL	Max	26748.18	7610.68	784.15	1105.19	-733.63
1076	636	SX135	SLE_NL	Max	38758.84	13183.16	1352.17	-2230.73	-733.63
1076	636	SX136	SLE_NL	Max	-27078.57	-6362.89	-449.44	-2230.73	697.55
1076	636	SX149	SLE_NL	Max	-28691.29	-9813.39	-1017.46	1105.19	697.55
1076	636	SX148	SLE_NL	Min	26748.18	7610.68	784.15	1105.19	-733.63
1076	636	SX135	SLE_NL	Min	38758.84	13183.16	1352.17	-2230.73	-733.63
1076	636	SX136	SLE_NL	Min	-27078.57	-6362.89	-449.44	-2230.73	697.55
1076	636	SX149	SLE_NL	Min	-28691.29	-9813.39	-1017.46	1105.19	697.55
1077	637	SX151	SLU_ENV_NL	Max	-38771.60	-13261.22	2815.25	-1493.64	2361.61
1077	637	SX138	SLU_ENV_NL	Max	-36592.99	-8598.56	1791.32	6659.41	2361.61
1077	637	SX139	SLU_ENV_NL	Max	72457.98	25460.26	-1752.14	6659.41	-991.47
1077	637	SX152	SLU_ENV_NL	Max	47202.57	13722.94	-728.21	-1493.64	-991.47
1077	637	SX151	SLU_ENV_NL	Min	-56480.65	-18583.70	1374.79	-4514.72	942.71
1077	637	SX138	SLU_ENV_NL	Min	-54953.93	-12615.12	607.36	3014.63	942.71
1077	637	SX139	SLU_ENV_NL	Min	52377.44	17815.21	-1827.08	3014.63	-2432.43
1077	637	SX152	SLU_ENV_NL	Min	36147.53	10285.03	-1059.66	-4514.72	-2432.43
1077	637	SX151	SLE_NL	Max	-28690.99	-9813.30	1017.34	-1105.29	697.60
1077	637	SX138	SLE_NL	Max	-27078.81	-6362.93	449.45	2230.82	697.60
1077	637	SX139	SLE_NL	Max	38759.31	13183.25	-1352.04	2230.82	-733.69
1077	637	SX152	SLE_NL	Max	26749.17	7610.92	-784.15	-1105.29	-733.69
1077	637	SX151	SLE_NL	Min	-28690.99	-9813.30	1017.34	-1105.29	697.60
1077	637	SX138	SLE_NL	Min	-27078.81	-6362.93	449.45	2230.82	697.60
1077	637	SX139	SLE_NL	Min	38759.31	13183.25	-1352.04	2230.82	-733.69
1077	637	SX152	SLE_NL	Min	26749.17	7610.92	-784.15	-1105.29	-733.69
1078	638	SX152	SLU_ENV_NL	Max	59927.59	17796.05	-3372.05	7401.41	-1888.37
1078	638	SX139	SLU_ENV_NL	Max	77326.79	26665.30	366.95	-4537.59	-1888.37
1078	638	SX140	SLU_ENV_NL	Max	37743.25	10494.28	-281.80	-4537.59	3319.16
1078	638	SX153	SLU_ENV_NL	Max	38567.61	9612.07	-4174.54	7401.41	3319.16
1078	638	SX152	SLU_ENV_NL	Min	52208.81	15351.31	-3545.18	4220.12	-3365.77
1078	638	SX139	SLU_ENV_NL	Min	58309.27	19346.87	347.55	-8180.45	-3365.77
1078	638	SX140	SLU_ENV_NL	Min	26938.37	8962.64	-2020.52	-8180.45	1868.86



1078	638	SX153	SLU_ENV_NL	Min	26374.69	6177.30	-5759.52	4220.12	1868.86
1078	638	SX152	SLE_NL	Max	38634.52	11359.97	-2623.44	3122.89	-1397.39
1078	638	SX139	SLE_NL	Max	43148.86	14316.68	257.19	-3357.82	-1397.39
1078	638	SX140	SLE_NL	Max	27930.01	7765.77	-208.53	-3357.82	1382.96
1078	638	SX153	SLE_NL	Max	28540.03	7112.93	-3089.16	3122.89	1382.96
1078	638	SX152	SLU_ENV_NL	Min	38634.52	11359.97	-2623.44	3122.89	-1397.39
1078	638	SX139	SLE_NL	Min	43148.86	14316.68	257.19	-3357.82	-1397.39
1078	638	SX140	SLE_NL	Min	27930.01	7765.77	-208.53	-3357.82	1382.96
1078	638	SX153	SLE_NL	Min	28540.03	7112.93	-3089.16	3122.89	1382.96
1079	639	SX134	SLU_ENV_NL	Max	33295.43	11102.54	1752.45	-4480.40	3390.19
1079	639	SX121	SLU_ENV_NL	Max	33548.36	10791.59	3469.20	8632.85	3390.19
1079	639	SX122	SLU_ENV_NL	Max	97144.77	30261.47	2223.89	8632.85	-2050.60
1079	639	SX135	SLU_ENV_NL	Max	84510.51	22311.06	217.03	-4480.40	-2050.60
1079	639	SX134	SLU_ENV_NL	Min	17358.26	4061.91	387.99	-7266.64	2041.26
1079	639	SX121	SLU_ENV_NL	Min	17089.14	6320.10	2842.15	5057.28	2041.26
1079	639	SX122	SLU_ENV_NL	Min	66598.64	20212.78	1933.79	5057.28	-3431.01
1079	639	SX135	SLU_ENV_NL	Min	62404.75	17567.42	-230.27	-7266.64	-3431.01
1079	639	SX134	SLE_NL	Max	24638.62	8215.88	287.11	-3315.49	1510.53
1079	639	SX121	SLE_NL	Max	24825.78	7985.78	2103.19	3742.39	1510.53
1079	639	SX122	SLE_NL	Max	49282.99	14957.46	1645.68	3742.39	-1517.44
1079	639	SX135	SLE_NL	Max	46179.51	12999.89	-170.40	-3315.49	-1517.44
1079	639	SX134	SLE_NL	Min	24638.62	8215.88	287.11	-3315.49	1510.53
1079	639	SX121	SLE_NL	Min	24825.78	7985.78	2103.19	3742.39	1510.53
1079	639	SX122	SLE_NL	Min	49282.99	14957.46	1645.68	3742.39	-1517.44
1079	639	SX135	SLE_NL	Min	46179.51	12999.89	-170.40	-3315.49	-1517.44
1080	640	SX135	SLU_ENV_NL	Max	75908.45	19215.70	1309.61	1760.58	-59.63
1080	640	SX122	SLU_ENV_NL	Max	95345.75	30236.51	823.98	-990.26	-59.63
1080	640	SX123	SLU_ENV_NL	Max	-37158.22	-9258.05	-1129.42	-990.26	1305.33
1080	640	SX136	SLU_ENV_NL	Max	-39787.87	-13911.90	-448.06	1760.58	1305.33
1080	640	SX135	SLU_ENV_NL	Min	52898.20	14215.77	1078.97	-809.06	-1378.53
1080	640	SX122	SLU_ENV_NL	Min	64032.40	19942.60	628.25	-4495.21	-1378.53
1080	640	SX123	SLU_ENV_NL	Min	-60743.21	-15633.40	-1794.22	-4495.21	18.11
1080	640	SX136	SLU_ENV_NL	Min	-62658.57	-22913.40	-1539.23	-809.06	18.11
1080	640	SX135	SLE_NL	Max	39144.67	10519.67	969.11	-598.71	-44.12
1080	640	SX122	SLE_NL	Max	47383.98	14757.52	464.91	-732.79	-44.12
1080	640	SX123	SLE_NL	Max	-27497.09	-6850.96	-835.77	-732.79	13.40
1080	640	SX136	SLE_NL	Max	-29443.02	-10294.80	-331.57	-598.71	13.40
1080	640	SX135	SLE_NL	Min	39144.67	10519.67	969.11	-598.71	-44.12
1080	640	SX122	SLE_NL	Min	47383.98	14757.52	464.91	-732.79	-44.12
1080	640	SX123	SLE_NL	Min	-27497.09	-6850.96	-835.77	-732.79	13.40
1080	640	SX136	SLE_NL	Min	-29443.02	-10294.80	-331.57	-598.71	13.40
1081	641	SX138	SLU_ENV_NL	Max	-39788.33	-13912.07	1536.13	808.92	1317.99
1081	641	SX125	SLU_ENV_NL	Max	-37158.35	-9258.10	1770.33	4526.24	1317.99
1081	641	SX126	SLU_ENV_NL	Max	94993.20	30126.64	-628.42	4526.24	-59.68
1081	641	SX139	SLU_ENV_NL	Max	75637.22	19161.22	-1055.32	808.92	-59.68
1081	641	SX138	SLU_ENV_NL	Min	-63150.88	-23041.75	448.25	-1787.21	18.17
1081	641	SX125	SLU_ENV_NL	Min	-61355.82	-15836.75	1129.44	990.38	18.17
1081	641	SX126	SLU_ENV_NL	Min	64033.81	19943.07	-821.12	990.38	-1390.66
1081	641	SX139	SLU_ENV_NL	Min	52899.00	14216.09	-1309.61	-1787.21	-1390.66
1081	641	SX138	SLE_NL	Max	-29443.36	-10294.93	331.70	598.60	13.44
1081	641	SX125	SLE_NL	Max	-27497.18	-6850.99	835.78	732.88	13.44
1081	641	SX126	SLE_NL	Max	47385.02	14757.87	-465.03	732.88	-44.17
1081	641	SX139	SLE_NL	Max	39145.26	10519.91	-969.11	598.60	-44.17
1081	641	SX138	SLE_NL	Min	-29443.36	-10294.93	331.70	598.60	13.44
1081	641	SX125	SLE_NL	Min	-27497.18	-6850.99	835.78	732.88	13.44
1081	641	SX126	SLE_NL	Min	47385.02	14757.87	-465.03	732.88	-44.17
1081	641	SX139	SLE_NL	Min	39145.26	10519.91	-969.11	598.60	-44.17
1082	642	SX139	SLU_ENV_NL	Max	84178.60	22233.01	230.14	7243.48	-2050.61
1082	642	SX126	SLU_ENV_NL	Max	96806.61	30161.28	-1909.44	-5057.33	-2050.61
1082	642	SX127	SLU_ENV_NL	Max	33547.22	10791.27	-2842.05	-5057.33	3379.28
1082	642	SX140	SLU_ENV_NL	Max	33294.86	11102.40	-387.96	7243.48	3379.28
1082	642	SX139	SLU_ENV_NL	Min	62406.44	17568.00	-216.24	4480.40	-3419.99
1082	642	SX126	SLU_ENV_NL	Min	66599.90	20213.22	-2223.95	-8604.89	-3419.99
1082	642	SX127	SLU_ENV_NL	Min	17013.22	6291.26	-3445.64	-8604.89	2041.27
1082	642	SX140	SLU_ENV_NL	Min	17280.36	4040.93	-1752.44	4480.40	2041.27
1082	642	SX139	SLE_NL	Max	46180.77	13000.32	170.31	3315.50	-1517.45
1082	642	SX126	SLE_NL	Max	49283.93	14957.78	-1645.72	-3742.43	-1517.45
1082	642	SX127	SLE_NL	Max	24824.94	7985.54	-2103.12	-3742.43	1510.54
1082	642	SX140	SLE_NL	Max	24638.20	8215.78	-287.09	3315.50	1510.54
1082	642	SX139	SLE_NL	Min	46180.77	13000.32	170.31	3315.50	-1517.45
1082	642	SX126	SLE_NL	Min	49283.93	14957.78	-1645.72	-3742.43	-1517.45
1082	642	SX127	SLE_NL	Min	24824.94	7985.54	-2103.12	-3742.43	1510.54
1082	642	SX140	SLE_NL	Min	24638.20	8215.78	-287.09	3315.50	1510.54
1083	643	SX121	SLU_ENV_NL	Max	28316.00	7609.63	3509.94	-3336.42	2834.50
1083	643	SX108	SLU_ENV_NL	Max	27723.48	7619.19	1594.70	7615.06	2834.50
1083	643	SX109	SLU_ENV_NL	Max	117424.94	38226.10	51.10	7615.06	-1617.05
1083	643	SX122	SLU_ENV_NL	Max	104729.84	30361.34	2266.19	-3336.42	-1617.05
1083	643	SX121	SLU_ENV_NL	Min	7897.37	864.55	2754.07	-5698.70	1606.78
1083	643	SX108	SLU_ENV_NL	Min	7770.15	3719.46	297.05	4177.99	1606.78
1083	643	SX109	SLU_ENV_NL	Min	75518.35	23847.63	-190.82	4177.99	-2877.37
1083	643	SX122	SLU_ENV_NL	Min	71199.89	21291.04	1966.34	-5698.70	-2877.37



Autorità Portuale di Taranto
Interventi per il dragaggio di 2,3 M m³ di sedimenti in area Molo Polisettoriale e per la realizzazione di un primo lotto della cassa di colmata funzionale all'ampliamento del V Sporgente del Porto di Taranto

Allegati alla relazione di calcolo strutturale allineamento "BC"

Data 05/2016
Rev. B
c.d.c.: C296A
514B



1083	643	SX121	SLE_NL	Max	20953.84	5631.13	2038.01	-2468.95	1189.02
1083	643	SX108	SLE_NL	Max	20515.38	5638.20	219.82	3091.71	1189.02
1083	643	SX109	SLE_NL	Max	55883.58	17647.24	-141.21	3091.71	-1196.61
1083	643	SX122	SLE_NL	Max	52687.92	15755.37	1676.98	-2468.95	-1196.61
1083	643	SX121	SLE_NL	Min	20953.84	5631.13	2038.01	-2468.95	1189.02
1083	643	SX108	SLE_NL	Min	20515.38	5638.20	219.82	3091.71	1189.02
1083	643	SX109	SLE_NL	Min	55883.58	17647.24	-141.21	3091.71	-1196.61
1083	643	SX122	SLE_NL	Min	52687.92	15755.37	1676.98	-2468.95	-1196.61
1084	644	SX122	SLU_ENV_NL	Max	98299.19	28032.49	518.15	1310.21	-158.13
1084	644	SX109	SLU_ENV_NL	Max	115904.11	38169.51	1344.12	-1321.63	-158.13
1084	644	SX110	SLU_ENV_NL	Max	-36551.75	-9160.12	-351.72	-1321.63	1216.92
1084	644	SX123	SLU_ENV_NL	Max	-38889.32	-13187.92	-1177.68	1310.21	1216.92
1084	644	SX122	SLU_ENV_NL	Min	64253.93	18840.57	511.95	-670.55	-1284.02
1084	644	SX109	SLU_ENV_NL	Min	74962.01	24047.41	1117.51	-4519.22	-1284.02
1084	644	SX110	SLU_ENV_NL	Min	-65191.45	-15715.79	-1152.90	-4519.22	121.20
1084	644	SX123	SLU_ENV_NL	Min	-66374.50	-22355.59	-1758.46	-670.55	121.20
1084	644	SX122	SLE_NL	Max	47547.91	13942.02	383.43	-496.21	-117.01
1084	644	SX109	SLE_NL	Max	55471.88	17795.08	994.65	-978.00	-117.01
1084	644	SX110	SLE_NL	Max	-27048.29	-6778.49	-260.27	-978.00	89.68
1084	644	SX123	SLE_NL	Max	-28778.10	-9759.06	-871.49	-496.21	89.68
1084	644	SX122	SLE_NL	Min	47547.91	13942.02	383.43	-496.21	-117.01
1084	644	SX109	SLE_NL	Min	55471.88	17795.08	994.65	-978.00	-117.01
1084	644	SX110	SLE_NL	Min	-27048.29	-6778.49	-260.27	-978.00	89.68
1084	644	SX123	SLE_NL	Min	-28778.10	-9759.06	-871.49	-496.21	89.68
1085	645	SX125	SLU_ENV_NL	Max	-38889.59	-13187.99	1735.97	670.42	1229.78
1085	645	SX112	SLU_ENV_NL	Max	-36552.65	-9160.36	1150.14	4551.46	1229.78
1085	645	SX113	SLU_ENV_NL	Max	115499.00	38021.87	-1094.77	4551.46	-158.19
1085	645	SX126	SLU_ENV_NL	Max	97981.91	27943.10	-508.94	670.42	-158.19
1085	645	SX125	SLU_ENV_NL	Min	-67005.18	-22522.04	1177.54	-1336.54	121.26
1085	645	SX112	SLU_ENV_NL	Min	-65929.25	-15957.95	351.69	1321.75	121.26
1085	645	SX113	SLU_ENV_NL	Min	74963.00	24047.67	-1344.01	1321.75	-1296.35
1085	645	SX126	SLU_ENV_NL	Min	64255.45	18840.99	-518.16	-1336.54	-1296.35
1085	645	SX125	SLE_NL	Max	-28778.30	-9759.11	871.38	496.11	89.73
1085	645	SX112	SLE_NL	Max	-27048.96	-6778.66	260.25	978.10	89.73
1085	645	SX113	SLE_NL	Max	55472.62	17795.28	-994.57	978.10	-117.06
1085	645	SX126	SLE_NL	Max	47549.03	13942.33	-383.44	496.11	-117.06
1085	645	SX125	SLE_NL	Min	-28778.30	-9759.11	871.38	496.11	89.73
1085	645	SX112	SLE_NL	Min	-27048.96	-6778.66	260.25	978.10	89.73
1085	645	SX113	SLE_NL	Min	55472.62	17795.28	-994.57	978.10	-117.06
1085	645	SX126	SLE_NL	Min	47549.03	13942.33	-383.44	496.11	-117.06
1086	646	SX126	SLU_ENV_NL	Max	104362.60	30251.41	-1942.07	5674.70	-1617.05
1086	646	SX113	SLU_ENV_NL	Max	117041.14	38090.41	190.87	-4178.03	-1617.05
1086	646	SX114	SLU_ENV_NL	Max	27722.65	7618.92	-297.11	-4178.03	2822.91
1086	646	SX127	SLU_ENV_NL	Max	28314.81	7609.25	-2754.10	5674.70	2822.91
1086	646	SX126	SLU_ENV_NL	Min	71201.14	21291.37	-2266.13	3336.41	-2865.65
1086	646	SX113	SLU_ENV_NL	Min	75519.93	23848.08	-48.57	-7584.73	-2865.65
1086	646	SX114	SLU_ENV_NL	Min	7743.89	3707.14	-1593.77	-7584.73	1606.79
1086	646	SX127	SLU_ENV_NL	Min	7854.86	859.90	-3487.27	3336.41	1606.79
1086	646	SX126	SLE_NL	Max	52688.85	15755.62	-1676.94	2468.95	-1196.62
1086	646	SX113	SLE_NL	Max	55884.75	17647.58	141.24	-3091.74	-1196.62
1086	646	SX114	SLE_NL	Max	20514.76	5638.00	-219.86	-3091.74	1189.03
1086	646	SX127	SLE_NL	Max	20952.96	5630.84	-2038.04	2468.95	1189.03
1086	646	SX126	SLE_NL	Min	52688.85	15755.62	-1676.94	2468.95	-1196.62
1086	646	SX113	SLE_NL	Min	55884.75	17647.58	141.24	-3091.74	-1196.62
1086	646	SX114	SLE_NL	Min	20514.76	5638.00	-219.86	-3091.74	1189.03
1086	646	SX127	SLE_NL	Min	20952.96	5630.84	-2038.04	2468.95	1189.03
1087	647	SX108	SLU_ENV_NL	Max	23989.96	7893.34	1419.89	-3255.09	2479.99
1087	647	SX95	SLU_ENV_NL	Max	24149.09	7816.08	2336.95	7009.69	2479.99
1087	647	SX96	SLU_ENV_NL	Max	131478.82	41127.22	1737.36	7009.69	-1628.02
1087	647	SX109	SLU_ENV_NL	Max	122718.48	34313.49	549.96	-3255.09	-1628.02
1087	647	SX108	SLU_ENV_NL	Min	-259.12	-1487.04	415.21	-4639.68	1618.83
1087	647	SX95	SLU_ENV_NL	Min	-911.73	1161.03	2088.14	4312.97	1618.83
1087	647	SX96	SLU_ENV_NL	Min	83144.67	25046.05	1218.21	4312.97	-2517.83
1087	647	SX109	SLU_ENV_NL	Min	78981.35	22671.71	-184.38	-4639.68	-2517.83
1087	647	SX108	SLE_NL	Max	17752.57	5841.07	307.25	-2408.77	1197.94
1087	647	SX95	SLE_NL	Max	17870.33	5783.90	1729.34	3191.60	1197.94
1087	647	SX96	SLE_NL	Max	61527.06	18534.08	1285.65	3191.60	-1204.73
1087	647	SX109	SLE_NL	Max	58446.20	16777.06	-136.44	-2408.77	-1204.73
1087	647	SX108	SLE_NL	Min	17752.57	5841.07	307.25	-2408.77	1197.94
1087	647	SX95	SLE_NL	Min	17870.33	5783.90	1729.34	3191.60	1197.94
1087	647	SX96	SLE_NL	Min	61527.06	18534.08	1285.65	3191.60	-1204.73
1087	647	SX109	SLE_NL	Min	58446.20	16777.06	-136.44	-2408.77	-1204.73
1088	648	SX109	SLU_ENV_NL	Max	117108.52	32232.39	1100.70	253.67	-187.95
1088	648	SX96	SLU_ENV_NL	Max	131141.17	41424.04	927.67	-1481.35	-187.95
1088	648	SX97	SLU_ENV_NL	Max	-36102.34	-9432.19	-929.08	-1481.35	849.69
1088	648	SX110	SLU_ENV_NL	Max	-38358.37	-12956.44	-359.89	253.67	849.69
1088	648	SX109	SLU_ENV_NL	Min	74726.38	21036.24	674.46	-680.41	-913.12
1088	648	SX96	SLU_ENV_NL	Min	83741.85	25584.18	401.48	-3855.26	-913.12
1088	648	SX97	SLU_ENV_NL	Min	-68923.83	-18114.92	-1059.11	-3855.26	155.67
1088	648	SX110	SLU_ENV_NL	Min	-70897.20	-24783.13	-1182.30	-680.41	155.67
1088	648	SX109	SLE_NL	Max	55297.52	15566.82	814.52	-503.50	-139.08



Autorità Portuale di Taranto
Interventi per il dragaggio di 2,3 M m³ di sedimenti in area Molo Polisettoriale e per la realizzazione di un primo lotto della cassa di colmata funzionale all'ampliamento del V Sporgente del Porto di Taranto

Allegati alla relazione di calcolo strutturale allineamento "BC"

Data 05/2016
Rev. B
c.d.c.: C296A
514B



1088	648	SX96	SLE_NL	Max	61968.97	18932.29	297.10	-1096.20	-139.08
1088	648	SX97	SLE_NL	Max	-26715.73	-6979.82	-783.74	-1096.20	115.19
1088	648	SX110	SLE_NL	Max	-28385.19	-9587.76	-266.32	-503.50	115.19
1088	648	SX109	SLE_NL	Min	55297.52	15566.82	814.52	-503.50	-139.08
1088	648	SX96	SLE_NL	Min	61968.97	18932.29	297.10	-1096.20	-139.08
1088	648	SX97	SLE_NL	Min	-26715.73	-6979.82	-783.74	-1096.20	115.19
1088	648	SX110	SLE_NL	Min	-28385.19	-9587.76	-266.32	-503.50	115.19
1089	649	SX112	SLU_ENV_NL	Max	-38359.42	-12956.78	1180.46	680.29	863.35
1089	649	SX99	SLU_ENV_NL	Max	-36103.03	-9432.40	1059.23	3890.25	863.35
1089	649	SX100	SLU_ENV_NL	Max	130714.57	41284.61	-401.54	3890.25	-188.01
1089	649	SX113	SLU_ENV_NL	Max	116754.38	32154.14	-653.16	680.29	-188.01
1089	649	SX112	SLU_ENV_NL	Min	-71653.29	-24985.77	360.01	-280.92	155.72
1089	649	SX99	SLU_ENV_NL	Min	-69790.80	-18399.50	911.84	1481.46	155.72
1089	649	SX100	SLU_ENV_NL	Min	83743.61	25584.67	-921.78	1481.46	-926.21
1089	649	SX113	SLU_ENV_NL	Min	74727.51	21036.56	-1100.76	-280.92	-926.21
1089	649	SX112	SLE_NL	Max	-28385.97	-9588.02	266.41	503.41	115.23
1089	649	SX99	SLE_NL	Max	-26716.24	-6979.98	783.83	1096.28	115.23
1089	649	SX100	SLE_NL	Max	61970.27	18932.65	-297.14	1096.28	-139.12
1089	649	SX113	SLE_NL	Max	55298.35	15567.06	-814.56	503.41	-139.12
1089	649	SX112	SLE_NL	Min	-28385.97	-9588.02	266.41	503.41	115.23
1089	649	SX99	SLE_NL	Min	-26716.24	-6979.98	783.83	1096.28	115.23
1089	649	SX100	SLE_NL	Min	61970.27	18932.65	-297.14	1096.28	-139.12
1089	649	SX113	SLE_NL	Min	55298.35	15567.06	-814.56	503.41	-139.12
1090	650	SX113	SLU_ENV_NL	Max	122317.47	34215.20	184.35	4613.86	-1628.03
1090	650	SX100	SLU_ENV_NL	Max	131075.15	41000.65	-1196.55	-4313.04	-1628.03
1090	650	SX101	SLU_ENV_NL	Max	24148.02	7815.77	-2070.43	-4313.04	2467.32
1090	650	SX114	SLU_ENV_NL	Max	23989.10	7893.11	-415.19	4613.86	2467.32
1090	650	SX113	SLU_ENV_NL	Min	78982.96	22672.17	-545.49	3255.10	-2505.01
1090	650	SX100	SLU_ENV_NL	Min	83146.22	25046.48	-1737.47	-6976.10	-2505.01
1090	650	SX101	SLU_ENV_NL	Min	-888.35	1158.97	-2337.01	-6976.10	1618.85
1090	650	SX114	SLU_ENV_NL	Min	-250.67	-1478.39	-1419.37	3255.10	1618.85
1090	650	SX113	SLE_NL	Max	58447.39	16777.41	136.42	2408.78	-1204.75
1090	650	SX100	SLE_NL	Max	61528.20	18534.39	-1285.73	-3191.65	-1204.75
1090	650	SX101	SLE_NL	Max	17869.53	5783.67	-1729.39	-3191.65	1197.95
1090	650	SX114	SLE_NL	Max	17751.94	5840.90	-307.24	2408.78	1197.95
1090	650	SX113	SLE_NL	Min	58447.39	16777.41	136.42	2408.78	-1204.75
1090	650	SX100	SLE_NL	Min	61528.20	18534.39	-1285.73	-3191.65	-1204.75
1090	650	SX101	SLE_NL	Min	17869.53	5783.67	-1729.39	-3191.65	1197.95
1090	650	SX114	SLE_NL	Min	17751.94	5840.90	-307.24	2408.78	1197.95
1091	651	SX95	SLU_ENV_NL	Max	19414.24	4994.24	2333.32	-3148.81	1924.54
1091	651	SX82	SLU_ENV_NL	Max	18492.43	5152.48	1295.77	5900.97	1924.54
1091	651	SX83	SLU_ENV_NL	Max	145048.61	45639.23	245.53	5900.97	-1654.93
1091	651	SX96	SLU_ENV_NL	Max	136418.17	39774.17	1667.15	-3148.81	-1654.93
1091	651	SX95	SLU_ENV_NL	Min	-7659.68	-3514.62	2276.53	-3181.09	1642.38
1091	651	SX82	SLU_ENV_NL	Min	-7418.31	-1015.51	524.38	4504.58	1642.38
1091	651	SX83	SLU_ENV_NL	Min	93205.81	28935.88	-141.80	4504.58	-1957.99
1091	651	SX96	SLU_ENV_NL	Min	87305.83	25955.58	1226.28	-3181.09	-1957.99
1091	651	SX95	SLE_NL	Max	14366.54	3695.74	1726.66	-2354.01	1215.36
1091	651	SX82	SLE_NL	Max	13684.40	3812.84	388.04	3333.39	1215.36
1091	651	SX83	SLE_NL	Max	68972.30	21412.55	-104.93	3333.39	-1224.65
1091	651	SX96	SLE_NL	Max	64606.31	19207.13	1233.69	-2354.01	-1224.65
1091	651	SX95	SLE_NL	Min	14366.54	3695.74	1726.66	-2354.01	1215.36
1091	651	SX82	SLE_NL	Min	13684.40	3812.84	388.04	3333.39	1215.36
1091	651	SX83	SLE_NL	Min	68972.30	21412.55	-104.93	3333.39	-1224.65
1091	651	SX96	SLE_NL	Min	64606.31	19207.13	1233.69	-2354.01	-1224.65
1092	652	SX96	SLU_ENV_NL	Max	132379.59	38245.43	615.29	158.91	-592.23
1092	652	SX83	SLU_ENV_NL	Max	144351.31	45747.21	922.65	-2529.06	-592.23
1092	652	SX84	SLU_ENV_NL	Max	-37413.23	-9747.44	-526.33	-2529.06	627.44
1092	652	SX97	SLU_ENV_NL	Max	-38270.22	-12738.49	-965.94	158.91	627.44
1092	652	SX96	SLU_ENV_NL	Min	84715.95	24911.21	369.53	-430.09	-679.22
1092	652	SX83	SLU_ENV_NL	Min	94983.48	29736.59	588.55	-3475.79	-679.22
1092	652	SX84	SLU_ENV_NL	Min	-71317.48	-18313.77	-992.69	-3475.79	560.96
1092	652	SX97	SLU_ENV_NL	Min	-72809.11	-23759.15	-1079.46	-430.09	560.96
1092	652	SX96	SLE_NL	Max	62689.80	18434.30	273.45	117.59	-438.25
1092	652	SX83	SLE_NL	Max	70287.78	22005.08	682.76	-1871.50	-438.25
1092	652	SX84	SLE_NL	Max	-27685.79	-7213.10	-389.49	-1871.50	415.11
1092	652	SX97	SLE_NL	Max	-28319.96	-9426.48	-798.80	117.59	415.11
1092	652	SX96	SLE_NL	Min	62689.80	18434.30	273.45	117.59	-438.25
1092	652	SX83	SLE_NL	Min	70287.78	22005.08	682.76	-1871.50	-438.25
1092	652	SX84	SLE_NL	Min	-27685.79	-7213.10	-389.49	-1871.50	415.11
1092	652	SX97	SLE_NL	Min	-28319.96	-9426.48	-798.80	117.59	415.11
1093	653	SX99	SLU_ENV_NL	Max	-38271.02	-12738.72	1079.42	402.35	641.68
1093	653	SX86	SLU_ENV_NL	Max	-37414.64	-9747.83	991.59	3512.96	641.68
1093	653	SX87	SLU_ENV_NL	Max	143888.84	45581.19	-567.13	3512.96	-592.29
1093	653	SX100	SLU_ENV_NL	Max	131995.99	38143.23	-369.42	402.35	-592.29
1093	653	SX99	SLU_ENV_NL	Min	-73693.82	-23996.76	949.81	-159.03	561.03
1093	653	SX86	SLU_ENV_NL	Min	-72304.14	-18634.80	526.20	2529.17	561.03
1093	653	SX87	SLU_ENV_NL	Min	94984.85	29737.09	-922.64	2529.17	-692.87
1093	653	SX100	SLU_ENV_NL	Min	84717.87	24911.86	-608.91	-159.03	-692.87
1093	653	SX99	SLE_NL	Max	-28320.56	-9426.66	798.77	-117.68	415.16
1093	653	SX86	SLE_NL	Max	-27686.83	-7213.40	389.39	1871.59	415.16



Autorità Portuale di Taranto
Interventi per il dragaggio di 2,3 M m³ di sedimenti in area Molo Polisettoriale e per la realizzazione di un primo lotto della cassa di colmata funzionale all'ampliamento del V Sporgente del Porto di Taranto

Allegati alla relazione di calcolo strutturale allineamento "BC"

Data 05/2016
Rev. B
c.d.c.: C296A
514B



1093	653	SX87	SLE_NL	Max	70288.79	22005.44	-682.76	1871.59	-438.29
1093	653	SX100	SLE_NL	Max	62691.22	18434.78	-273.37	-117.68	-438.29
1093	653	SX99	SLE_NL	Min	-28320.56	-9426.66	798.77	-117.68	415.16
1093	653	SX86	SLE_NL	Min	-27686.83	-7213.40	389.39	1871.59	415.16
1093	653	SX87	SLE_NL	Min	70288.79	22005.44	-682.76	1871.59	-438.29
1093	653	SX100	SLE_NL	Min	62691.22	18434.78	-273.37	-117.68	-438.29
1094	654	SX100	SLU_ENV_NL	Max	135984.98	39650.82	-1203.86	3181.12	-1654.95
1094	654	SX87	SLU_ENV_NL	Max	144609.24	45486.43	141.94	-4504.65	-1654.95
1094	654	SX88	SLU_ENV_NL	Max	18491.71	5152.25	-524.36	-4504.65	1911.13
1094	654	SX101	SLU_ENV_NL	Max	19413.11	4993.88	-2259.96	3181.12	1911.13
1094	654	SX100	SLU_ENV_NL	Min	87307.45	25956.13	-1667.17	3122.15	-1944.43
1094	654	SX87	SLU_ENV_NL	Min	93207.90	28936.60	-239.24	-5864.76	-1944.43
1094	654	SX88	SLU_ENV_NL	Min	-7324.78	-994.73	-1295.34	-5864.76	1642.40
1094	654	SX101	SLU_ENV_NL	Min	-7596.36	-3485.13	-2333.47	3122.15	1642.40
1094	654	SX100	SLE_NL	Max	64607.52	19207.54	-1233.71	2354.03	-1224.66
1094	654	SX87	SLE_NL	Max	68973.84	21413.08	105.04	-3333.44	-1224.66
1094	654	SX88	SLE_NL	Max	13683.86	3812.67	-388.03	-3333.44	1215.37
1094	654	SX101	SLE_NL	Max	14365.70	3695.47	-1726.77	2354.03	1215.37
1094	654	SX100	SLE_NL	Min	64607.52	19207.54	-1233.71	2354.03	-1224.66
1094	654	SX87	SLE_NL	Min	68973.84	21413.08	105.04	-3333.44	-1224.66
1094	654	SX88	SLE_NL	Min	13683.86	3812.67	-388.03	-3333.44	1215.37
1094	654	SX101	SLE_NL	Min	14365.70	3695.47	-1726.77	2354.03	1215.37
1095	655	SX82	SLU_ENV_NL	Max	13746.30	4193.14	1229.59	-2020.76	2026.88
1095	655	SX69	SLU_ENV_NL	Max	14296.28	5135.19	2629.85	5565.60	2026.88
1095	655	SX70	SLU_ENV_NL	Max	153470.49	47516.38	1282.16	5565.60	-1530.93
1095	655	SX83	SLU_ENV_NL	Max	148450.13	43129.87	691.24	-2020.76	-1530.93
1095	655	SX82	SLU_ENV_NL	Min	-12686.93	-4729.79	884.20	-3933.64	1505.56
1095	655	SX69	SLU_ENV_NL	Min	-12543.57	-2772.62	1113.83	5056.97	1505.56
1095	655	SX70	SLU_ENV_NL	Min	106561.67	32263.56	575.48	5056.97	-2048.49
1095	655	SX83	SLU_ENV_NL	Min	97324.16	27802.64	-463.50	-3933.64	-2048.49
1095	655	SX82	SLE_NL	Max	10172.26	3102.93	654.30	-2910.89	1499.89
1095	655	SX69	SLE_NL	Max	10579.25	3800.04	1946.09	4118.55	1499.89
1095	655	SX70	SLE_NL	Max	78855.64	23875.03	948.80	4118.55	-1515.88
1095	655	SX83	SLE_NL	Max	72019.88	20573.96	-342.99	-2910.89	-1515.88
1095	655	SX82	SLE_NL	Min	10172.26	3102.93	654.30	-2910.89	1499.89
1095	655	SX69	SLE_NL	Min	10579.25	3800.04	1946.09	4118.55	1499.89
1095	655	SX70	SLE_NL	Min	78855.64	23875.03	948.80	4118.55	-1515.88
1095	655	SX83	SLE_NL	Min	72019.88	20573.96	-342.99	-2910.89	-1515.88
1096	656	SX83	SLU_ENV_NL	Max	144601.50	41687.54	709.49	1215.95	-364.04
1096	656	SX70	SLU_ENV_NL	Max	153460.73	47801.19	1001.98	-2862.52	-364.04
1096	656	SX71	SLU_ENV_NL	Max	-41931.38	-11213.76	-318.26	-2862.52	1075.99
1096	656	SX84	SLU_ENV_NL	Max	-40928.70	-13783.99	-438.49	1215.95	1075.99
1096	656	SX83	SLU_ENV_NL	Min	96568.29	27337.60	204.78	-1268.35	-1107.30
1096	656	SX70	SLU_ENV_NL	Min	106874.58	32595.71	-52.17	-3873.06	-1107.30
1096	656	SX71	SLU_ENV_NL	Min	-72293.57	-19916.77	-1200.15	-3873.06	319.89
1096	656	SX84	SLU_ENV_NL	Min	-74744.25	-24842.72	-1115.47	-1268.35	319.89
1096	656	SX83	SLE_NL	Max	71460.53	20229.83	525.02	899.80	-819.40
1096	656	SX70	SLE_NL	Max	79087.19	24120.82	-38.61	-2866.06	-819.40
1096	656	SX71	SLE_NL	Max	-31029.22	-8298.18	-888.11	-2866.06	796.23
1096	656	SX84	SLE_NL	Max	-30287.23	-10200.15	-324.48	899.80	796.23
1096	656	SX83	SLE_NL	Min	71460.53	20229.83	525.02	899.80	-819.40
1096	656	SX70	SLE_NL	Min	79087.19	24120.82	-38.61	-2866.06	-819.40
1096	656	SX71	SLE_NL	Min	-31029.22	-8298.18	-888.11	-2866.06	796.23
1096	656	SX84	SLE_NL	Min	-30287.23	-10200.15	-324.48	899.80	796.23
1097	657	SX86	SLU_ENV_NL	Max	-40930.20	-13784.47	1113.84	1239.11	1076.05
1097	657	SX73	SLU_ENV_NL	Max	-41932.16	-11214.01	1200.34	3873.15	1076.05
1097	657	SX74	SLU_ENV_NL	Max	152978.24	47639.15	52.09	3873.15	-378.71
1097	657	SX87	SLU_ENV_NL	Max	144194.92	41595.67	-182.92	1239.11	-378.71
1097	657	SX86	SLU_ENV_NL	Min	-75750.13	-25115.66	438.56	-1216.05	335.21
1097	657	SX73	SLU_ENV_NL	Min	-73415.03	-20282.80	304.04	2903.15	335.21
1097	657	SX74	SLU_ENV_NL	Min	106876.88	32596.29	-992.71	2903.15	-1107.36
1097	657	SX87	SLU_ENV_NL	Min	96569.67	27337.93	-709.69	-1216.05	-1107.36
1097	657	SX86	SLE_NL	Max	-30288.35	-10200.51	324.53	-899.87	796.28
1097	657	SX73	SLE_NL	Max	-31029.80	-8298.36	888.25	2866.13	796.28
1097	657	SX74	SLE_NL	Max	79088.89	24121.25	38.55	2866.13	-819.45
1097	657	SX87	SLE_NL	Max	71461.56	20230.07	-525.17	-899.87	-819.45
1097	657	SX86	SLE_NL	Min	-30288.35	-10200.51	324.53	-899.87	796.28
1097	657	SX73	SLE_NL	Min	-31029.80	-8298.36	888.25	2866.13	796.28
1097	657	SX74	SLE_NL	Min	79088.89	24121.25	38.55	2866.13	-819.45
1097	657	SX87	SLE_NL	Min	71461.56	20230.07	-525.17	-899.87	-819.45
1098	658	SX87	SLU_ENV_NL	Max	147989.34	43014.95	463.45	3933.71	-1516.21
1098	658	SX74	SLU_ENV_NL	Max	153016.41	47369.65	-553.49	-5017.23	-1516.21
1098	658	SX75	SLU_ENV_NL	Max	14294.37	5134.63	-1100.13	-5017.23	2026.92
1098	658	SX88	SLU_ENV_NL	Max	13745.50	4192.91	-883.97	3933.71	2026.92
1098	658	SX87	SLU_ENV_NL	Min	97326.28	27803.18	-682.93	1992.30	-2048.53
1098	658	SX74	SLU_ENV_NL	Min	106563.01	32263.86	-1282.40	-5565.72	-2048.53
1098	658	SX75	SLU_ENV_NL	Min	-12378.11	-2734.63	-2629.82	-5565.72	1491.02
1098	658	SX88	SLU_ENV_NL	Min	-12552.09	-4680.61	-1229.56	1992.30	1491.02
1098	658	SX87	SLE_NL	Max	72021.44	20574.36	342.95	2910.94	-1515.91
1098	658	SX74	SLE_NL	Max	78856.63	23875.25	-948.98	-4118.64	-1515.91
1098	658	SX75	SLE_NL	Max	10577.83	3799.63	-1946.07	-4118.64	1499.92



Autorità Portuale di Taranto
Interventi per il dragaggio di 2,3 M m³ di sedimenti in area Molo Polisettoriale e per la realizzazione di un primo lotto della cassa di colmata funzionale all'ampliamento del V Sporgente del Porto di Taranto

Allegati alla relazione di calcolo strutturale allineamento "BC"

Data 05/2016
Rev. B
c.d.c.: C296A
514B



1098	658	SX88	SLE_NL	Max	10171.67	3102.75	-654.14	2910.94	1499.92
1098	658	SX87	SLE_NL	Min	72021.44	20574.36	342.95	2910.94	-1515.91
1098	658	SX74	SLE_NL	Min	78856.63	23875.25	-948.98	-4118.64	-1515.91
1098	658	SX75	SLE_NL	Min	10577.83	3799.63	-1946.07	-4118.64	1499.92
1098	658	SX88	SLE_NL	Min	10171.67	3102.75	-654.14	2910.94	1499.92
1099	659	SX69	SLU_ENV_NL	Max	8029.65	1138.34	3173.86	-659.00	2097.70
1099	659	SX56	SLU_ENV_NL	Max	11127.02	3622.10	1746.65	5946.14	2097.70
1099	659	SX57	SLU_ENV_NL	Max	160915.28	49234.53	378.16	5946.14	-986.22
1099	659	SX70	SLU_ENV_NL	Max	155969.89	45932.17	729.99	-659.00	-986.22
1099	659	SX69	SLU_ENV_NL	Min	-16352.84	-5554.63	1353.91	-3915.78	966.34
1099	659	SX56	SLU_ENV_NL	Min	-15137.40	-3886.05	1148.88	3892.19	966.34
1099	659	SX57	SLU_ENV_NL	Min	126153.82	39154.89	-697.22	3892.19	-2133.27
1099	659	SX70	SLU_ENV_NL	Min	111773.64	32744.87	583.19	-3915.78	-2133.27
1099	659	SX69	SLE_NL	Max	5941.94	842.37	2348.65	-2897.68	1552.30
1099	659	SX56	SLE_NL	Max	8234.00	2680.35	1292.52	4400.15	1552.30
1099	659	SX57	SLE_NL	Max	93353.83	28974.62	-515.95	4400.15	-1578.62
1099	659	SX70	SLE_NL	Max	82712.49	24231.21	540.19	-2897.68	-1578.62
1099	659	SX69	SLE_NL	Min	5941.94	842.37	2348.65	-2897.68	1552.30
1099	659	SX56	SLE_NL	Min	8234.00	2680.35	1292.52	4400.15	1552.30
1099	659	SX57	SLE_NL	Min	93353.83	28974.62	-515.95	4400.15	-1578.62
1099	659	SX70	SLE_NL	Min	82712.49	24231.21	540.19	-2897.68	-1578.62
1100	660	SX70	SLU_ENV_NL	Max	153347.71	44933.39	703.72	1796.07	-127.38
1100	660	SX57	SLU_ENV_NL	Max	160339.86	49274.04	100.84	-2393.06	-127.38
1100	660	SX58	SLU_ENV_NL	Max	-50077.40	-13331.02	-646.49	-2393.06	1405.90
1100	660	SX71	SLU_ENV_NL	Max	-46532.07	-15432.13	-395.71	1796.07	1405.90
1100	660	SX70	SLU_ENV_NL	Min	110045.57	32048.42	-332.98	-1873.35	-1436.14
1100	660	SX57	SLU_ENV_NL	Min	120079.75	37510.70	50.19	-4828.42	-1436.14
1100	660	SX58	SLU_ENV_NL	Min	-71981.75	-19622.44	-998.59	-4828.42	95.58
1100	660	SX71	SLU_ENV_NL	Min	-74035.53	-23232.22	-1029.67	-1873.35	95.58
1100	660	SX70	SLE_NL	Max	81433.73	23715.83	-246.41	1329.09	-1062.75
1100	660	SX57	SLE_NL	Max	88859.01	27757.92	37.14	-3573.03	-1062.75
1100	660	SX58	SLE_NL	Max	-37057.28	-9864.95	-478.40	-3573.03	1040.36
1100	660	SX71	SLE_NL	Max	-34433.73	-11419.77	-761.95	1329.09	1040.36
1100	660	SX70	SLE_NL	Min	81433.73	23715.83	-246.41	1329.09	-1062.75
1100	660	SX57	SLE_NL	Min	88859.01	27757.92	37.14	-3573.03	-1062.75
1100	660	SX58	SLE_NL	Min	-37057.28	-9864.95	-478.40	-3573.03	1040.36
1100	660	SX71	SLE_NL	Min	-34433.73	-11419.77	-761.95	1329.09	1040.36
1101	661	SX73	SLU_ENV_NL	Max	-46532.88	-15432.37	1029.64	1843.19	1405.97
1101	661	SX60	SLU_ENV_NL	Max	-50078.86	-13331.42	998.73	4828.52	1405.97
1101	661	SX61	SLU_ENV_NL	Max	159826.14	49089.74	-50.06	4828.52	-142.84
1101	661	SX74	SLU_ENV_NL	Max	152916.45	44822.43	333.14	1843.19	-142.84
1101	661	SX73	SLU_ENV_NL	Min	-75175.71	-23540.98	382.41	-1796.18	111.72
1101	661	SX60	SLU_ENV_NL	Min	-73231.89	-20026.98	646.44	2436.54	111.72
1101	661	SX61	SLU_ENV_NL	Min	120081.46	37511.26	-77.34	2436.54	-1436.22
1101	661	SX74	SLU_ENV_NL	Min	110047.95	32049.15	-693.66	-1796.18	-1436.22
1101	661	SX73	SLE_NL	Max	-34434.33	-11419.95	761.93	-1329.17	1040.42
1101	661	SX60	SLE_NL	Max	-37058.36	-9865.25	478.37	3573.11	1040.42
1101	661	SX61	SLE_NL	Max	88860.28	27758.33	-37.04	3573.11	-1062.80
1101	661	SX74	SLE_NL	Max	81435.49	23716.37	246.52	-1329.17	-1062.80
1101	661	SX73	SLE_NL	Min	-34434.33	-11419.95	761.93	-1329.17	1040.42
1101	661	SX60	SLE_NL	Min	-37058.36	-9865.25	478.37	3573.11	1040.42
1101	661	SX61	SLE_NL	Min	88860.28	27758.33	-37.04	3573.11	-1062.80
1101	661	SX74	SLE_NL	Min	81435.49	23716.37	246.52	-1329.17	-1062.80
1102	662	SX74	SLU_ENV_NL	Max	155484.53	45797.83	-559.19	3915.84	-970.67
1102	662	SX61	SLU_ENV_NL	Max	160441.72	49069.44	697.40	-3849.49	-970.67
1102	662	SX62	SLU_ENV_NL	Max	11126.45	3621.94	-1150.77	-3849.49	2097.73
1102	662	SX75	SLU_ENV_NL	Max	8027.62	1137.72	-1342.10	3915.84	2097.73
1102	662	SX74	SLU_ENV_NL	Min	111775.12	32745.33	-729.87	629.60	-2133.31
1102	662	SX61	SLU_ENV_NL	Min	126156.90	39155.87	-367.85	-5946.26	-2133.31
1102	662	SX62	SLU_ENV_NL	Min	-14874.68	-3817.01	-1746.92	-5946.26	950.94
1102	662	SX75	SLU_ENV_NL	Min	-16140.88	-5478.30	-3174.20	629.60	950.94
1102	662	SX74	SLE_NL	Max	82713.59	24231.54	-540.10	2897.72	-1578.65
1102	662	SX61	SLE_NL	Max	93356.11	28975.34	516.08	-4400.24	-1578.65
1102	662	SX62	SLE_NL	Max	8233.58	2680.23	-1292.72	-4400.24	1552.32
1102	662	SX75	SLE_NL	Max	5940.44	841.91	-2348.91	2897.72	1552.32
1102	662	SX74	SLE_NL	Min	82713.59	24231.54	-540.10	2897.72	-1578.65
1102	662	SX61	SLE_NL	Min	93356.11	28975.34	516.08	-4400.24	-1578.65
1102	662	SX62	SLE_NL	Min	8233.58	2680.23	-1292.72	-4400.24	1552.32
1102	662	SX75	SLE_NL	Min	5940.44	841.91	-2348.91	2897.72	1552.32
1103	663	SX56	SLU_ENV_NL	Max	6836.60	2158.78	547.18	-135.79	1042.23
1103	663	SX43	SLU_ENV_NL	Max	996.66	1073.15	-519.70	3588.15	1042.23
1103	663	SX44	SLU_ENV_NL	Max	161462.84	49724.58	407.53	3588.15	-783.27
1103	663	SX57	SLU_ENV_NL	Max	162777.55	48505.40	1418.70	-135.79	-783.27
1103	663	SX56	SLU_ENV_NL	Min	-17815.67	-5876.91	130.18	-1266.25	778.12
1103	663	SX43	SLU_ENV_NL	Min	-20828.97	-5809.31	-881.00	3503.64	778.12
1103	663	SX44	SLU_ENV_NL	Min	127955.11	39973.23	257.96	3503.64	-1040.40
1103	663	SX57	SLU_ENV_NL	Min	130062.55	39345.90	1324.84	-1266.25	-1040.40
1103	663	SX56	SLE_NL	Max	5059.08	1597.50	96.33	-937.03	771.25
1103	663	SX43	SLE_NL	Max	737.53	794.13	-651.94	2655.23	771.25
1103	663	SX44	SLE_NL	Max	94686.78	29580.19	301.57	2655.23	-769.90
1103	663	SX57	SLE_NL	Max	96246.29	29115.97	1049.84	-937.03	-769.90



Autorità Portuale di Taranto
Interventi per il dragaggio di 2,3 M m³ di sedimenti in area Molo Polisettoriale e per la realizzazione di un primo lotto della cassa di colmata funzionale all'ampliamento del V Sporgente del Porto di Taranto

Allegati alla relazione di calcolo strutturale allineamento "BC"

Data 05/2016
Rev. B
c.d.c.: C296A
514B



1103	663	SX56	SLE_NL	Min	5059.08	1597.50	96.33	-937.03	771.25
1103	663	SX43	SLE_NL	Min	737.53	794.13	-651.94	2655.23	771.25
1103	663	SX44	SLE_NL	Min	94686.78	29580.19	301.57	2655.23	-769.90
1103	663	SX57	SLE_NL	Min	96246.29	29115.97	1049.84	-937.03	-769.90
1104	664	SX57	SLU_ENV_NL	Max	160197.85	47560.71	25.19	-810.45	-93.56
1104	664	SX44	SLU_ENV_NL	Max	166652.96	51452.38	1759.30	-2365.83	-93.56
1104	664	SX45	SLU_ENV_NL	Max	-51004.81	-14245.16	461.12	-2365.83	348.67
1104	664	SX58	SLU_ENV_NL	Max	-53559.58	-17007.89	-1273.00	-810.45	348.67
1104	664	SX57	SLU_ENV_NL	Min	122257.57	36839.72	-15.16	-1998.23	-374.79
1104	664	SX44	SLU_ENV_NL	Min	129528.74	40610.00	1615.47	-2496.76	-374.79
1104	664	SX45	SLU_ENV_NL	Min	-69835.02	-20114.38	302.74	-2496.76	64.14
1104	664	SX58	SLU_ENV_NL	Min	-73540.64	-23578.78	-1327.89	-1998.23	64.14
1104	664	SX57	SLE_NL	Max	90470.60	27261.39	18.64	-599.73	-277.35
1104	664	SX44	SLE_NL	Max	95851.27	30051.40	1301.88	-1847.60	-277.35
1104	664	SX45	SLE_NL	Max	-37743.56	-10541.42	341.23	-1847.60	258.01
1104	664	SX58	SLE_NL	Max	-39634.09	-12585.84	-942.02	-599.73	258.01
1104	664	SX57	SLE_NL	Min	90470.60	27261.39	18.64	-599.73	-277.35
1104	664	SX44	SLE_NL	Min	95851.27	30051.40	1301.88	-1847.60	-277.35
1104	664	SX45	SLE_NL	Min	-37743.56	-10541.42	341.23	-1847.60	258.01
1104	664	SX58	SLE_NL	Min	-39634.09	-12585.84	-942.02	-599.73	258.01
1105	665	SX60	SLU_ENV_NL	Max	-53561.12	-17008.38	1326.01	1966.33	348.71
1105	665	SX47	SLU_ENV_NL	Max	-51005.80	-14245.47	-317.29	2496.85	348.71
1105	665	SX48	SLU_ENV_NL	Max	166108.72	51267.24	-1602.15	2496.85	-110.19
1105	665	SX61	SLU_ENV_NL	Max	159747.18	47459.49	41.15	1966.33	-110.19
1105	665	SX60	SLU_ENV_NL	Min	-74811.77	-23926.18	1273.16	810.35	81.54
1105	665	SX47	SLU_ENV_NL	Min	-71239.56	-20571.11	-461.15	2413.23	81.54
1105	665	SX48	SLU_ENV_NL	Min	129531.39	40610.90	-1759.57	2413.23	-374.84
1105	665	SX61	SLU_ENV_NL	Min	122259.37	36840.38	-25.27	810.35	-374.84
1105	665	SX60	SLE_NL	Max	-39635.23	-12586.20	942.14	599.66	258.05
1105	665	SX47	SLE_NL	Max	-37744.29	-10541.65	-341.25	1847.67	258.05
1105	665	SX48	SLE_NL	Max	95853.23	30052.06	-1302.08	1847.67	-277.38
1105	665	SX61	SLE_NL	Max	90471.93	27261.88	-18.70	599.66	-277.38
1105	665	SX60	SLE_NL	Min	-39635.23	-12586.20	942.14	599.66	258.05
1105	665	SX47	SLE_NL	Min	-37744.29	-10541.65	-341.25	1847.67	258.05
1105	665	SX48	SLE_NL	Min	95853.23	30052.06	-1302.08	1847.67	-277.38
1105	665	SX61	SLE_NL	Min	90471.93	27261.88	-18.70	599.66	-277.38
1106	666	SX61	SLU_ENV_NL	Max	162279.18	48382.13	-1312.06	1266.27	-766.56
1106	666	SX48	SLU_ENV_NL	Max	160991.11	49568.91	-232.10	-3457.26	-766.56
1106	666	SX49	SLU_ENV_NL	Max	994.30	1072.44	881.40	-3457.26	1042.26
1106	666	SX62	SLU_ENV_NL	Max	6835.94	2158.58	-129.98	1266.27	1042.26
1106	666	SX61	SLU_ENV_NL	Min	130065.74	39346.97	-1418.99	104.67	-1040.42
1106	666	SX48	SLU_ENV_NL	Min	127956.81	39973.84	-407.61	-3588.24	-1040.42
1106	666	SX49	SLU_ENV_NL	Min	-20464.95	-5714.18	530.30	-3588.24	761.58
1106	666	SX62	SLU_ENV_NL	Min	-17505.07	-5772.77	-549.66	104.67	761.58
1106	666	SX61	SLE_NL	Max	96248.65	29116.76	-1050.05	937.04	-769.91
1106	666	SX48	SLE_NL	Max	94688.04	29580.64	-301.63	-2655.30	-769.91
1106	666	SX49	SLE_NL	Max	735.78	793.61	652.23	-2655.30	771.27
1106	666	SX62	SLE_NL	Max	5058.60	1597.35	-96.19	937.04	771.27
1106	666	SX61	SLE_NL	Min	96248.65	29116.76	-1050.05	937.04	-769.91
1106	666	SX48	SLE_NL	Min	94688.04	29580.64	-301.63	-2655.30	-769.91
1106	666	SX49	SLE_NL	Min	735.78	793.61	652.23	-2655.30	771.27
1106	666	SX62	SLE_NL	Min	5058.60	1597.35	-96.19	937.04	771.27
1107	667	SX43	SLU_ENV_NL	Max	-2776.25	-1949.90	110.02	-1775.26	2125.38
1107	667	SX30	SLU_ENV_NL	Max	-7838.34	-2098.45	2210.72	6807.95	2125.38
1107	667	SX31	SLU_ENV_NL	Max	173957.19	52406.70	1463.22	6807.95	-1309.30
1107	667	SX44	SLU_ENV_NL	Max	164073.64	46484.91	27.21	-1775.26	-1309.30
1107	667	SX43	SLU_ENV_NL	Min	-25356.58	-8959.01	-514.90	-3171.81	1300.54
1107	667	SX30	SLU_ENV_NL	Min	-28406.03	-7193.17	734.25	4307.99	1300.54
1107	667	SX31	SLU_ENV_NL	Min	132359.09	39330.56	1276.37	4307.99	-2156.13
1107	667	SX44	SLU_ENV_NL	Min	129926.97	36992.76	-637.48	-3171.81	-2156.13
1107	667	SX43	SLE_NL	Max	-2054.43	-1442.92	-381.03	-1313.69	962.40
1107	667	SX30	SLE_NL	Max	-5800.38	-1552.85	543.35	3187.91	962.40
1107	667	SX31	SLE_NL	Max	97945.72	29104.62	944.51	3187.91	-968.88
1107	667	SX44	SLE_NL	Max	96145.96	27374.64	20.14	-1313.69	-968.88
1107	667	SX43	SLE_NL	Min	-2054.43	-1442.92	-381.03	-1313.69	962.40
1107	667	SX30	SLE_NL	Min	-5800.38	-1552.85	543.35	3187.91	962.40
1107	667	SX31	SLE_NL	Min	97945.72	29104.62	944.51	3187.91	-968.88
1107	667	SX44	SLE_NL	Min	96145.96	27374.64	20.14	-1313.69	-968.88
1108	668	SX44	SLU_ENV_NL	Max	167922.56	47540.52	1572.96	1805.36	-908.99
1108	668	SX31	SLU_ENV_NL	Max	179922.89	54295.47	-504.38	-3833.54	-908.99
1108	668	SX32	SLU_ENV_NL	Max	-53906.55	-14984.12	-1501.56	-3833.54	1745.83
1108	668	SX45	SLU_ENV_NL	Max	-53572.93	-17161.22	574.76	1805.36	1745.83
1108	668	SX44	SLU_ENV_NL	Min	130124.14	36950.32	1571.94	343.52	-1784.04
1108	668	SX31	SLU_ENV_NL	Min	138444.77	41257.86	-1126.40	-6422.39	-1784.04
1108	668	SX32	SLU_ENV_NL	Min	-76343.82	-20703.50	-2130.92	-6422.39	883.06
1108	668	SX45	SLU_ENV_NL	Min	-73294.74	-23502.94	568.44	343.52	883.06
1108	668	SX44	SLE_NL	Max	96291.86	27343.24	1163.24	254.21	-672.65
1108	668	SX31	SLE_NL	Max	102449.13	30530.82	-373.24	-2836.82	-672.65
1108	668	SX32	SLE_NL	Max	-39890.85	-11088.25	-1111.15	-2836.82	653.46
1108	668	SX45	SLE_NL	Max	-39643.97	-12699.30	425.33	254.21	653.46
1108	668	SX44	SLE_NL	Min	96291.86	27343.24	1163.24	254.21	-672.65



Autorità Portuale di Taranto
Interventi per il dragaggio di 2,3 M m³ di sedimenti in area Molo Polisettoriale e per la realizzazione di un primo lotto della cassa di colmata funzionale all'ampliamento del V Sporgente del Porto di Taranto

Allegati alla relazione di calcolo strutturale allineamento "BC"

Data 05/2016
Rev. B
c.d.c.: C296A
514B



1108	668	SX31	SLE_NL	Min	102449.13	30530.82	-373.24	-2836.82	-672.65
1108	668	SX32	SLE_NL	Min	-39890.85	-11088.25	-1111.15	-2836.82	653.46
1108	668	SX45	SLE_NL	Min	-39643.97	-12699.30	425.33	254.21	653.46
1109	669	SX47	SLU_ENV_NL	Max	-53573.97	-17161.53	-575.05	-343.61	1763.33
1109	669	SX34	SLU_ENV_NL	Max	-53908.62	-14984.71	2129.28	6470.87	1763.33
1109	669	SX35	SLU_ENV_NL	Max	179320.56	54081.25	1156.88	6470.87	-909.05
1109	669	SX48	SLU_ENV_NL	Max	167436.45	47417.57	-1556.45	-343.61	-909.05
1109	669	SX47	SLU_ENV_NL	Min	-74718.07	-23890.72	-584.05	-1836.33	883.11
1109	669	SX34	SLU_ENV_NL	Min	-77907.52	-21206.08	1501.64	3833.62	883.11
1109	669	SX35	SLU_ENV_NL	Min	138446.39	41258.15	504.74	3833.62	-1800.71
1109	669	SX48	SLU_ENV_NL	Min	130126.75	36950.88	-1571.95	-1836.33	-1800.71
1109	669	SX47	SLE_NL	Max	-39644.74	-12699.53	-425.54	-254.27	653.50
1109	669	SX34	SLE_NL	Max	-39892.38	-11088.68	1111.21	2836.88	653.50
1109	669	SX35	SLE_NL	Max	102450.33	30531.03	373.51	2836.88	-672.69
1109	669	SX48	SLE_NL	Max	96293.79	27343.65	-1163.24	-254.27	-672.69
1109	669	SX47	SLE_NL	Min	-39644.74	-12699.53	-425.54	-254.27	653.50
1109	669	SX34	SLE_NL	Min	-39892.38	-11088.68	1111.21	2836.88	653.50
1109	669	SX35	SLE_NL	Min	102450.33	30531.03	373.51	2836.88	-672.69
1109	669	SX48	SLE_NL	Min	96293.79	27343.65	-1163.24	-254.27	-672.69
1110	670	SX48	SLU_ENV_NL	Max	163569.42	46348.77	667.58	3141.96	-1309.32
1110	670	SX35	SLU_ENV_NL	Max	173501.89	52244.34	-1276.39	-4308.09	-1309.32
1110	670	SX36	SLU_ENV_NL	Max	-7839.28	-2098.71	-734.72	-4308.09	2108.91
1110	670	SX49	SLU_ENV_NL	Max	-2778.69	-1950.63	514.82	3141.96	2108.91
1110	670	SX48	SLU_ENV_NL	Min	129928.62	36993.03	-26.84	1775.28	-2139.54
1110	670	SX35	SLU_ENV_NL	Min	132362.31	39331.33	-1445.72	-6760.73	-2139.54
1110	670	SX36	SLU_ENV_NL	Min	-27909.38	-7056.13	-2216.07	-6760.73	1300.56
1110	670	SX49	SLU_ENV_NL	Min	-24940.95	-8819.66	-102.77	1775.28	1300.56
1110	670	SX48	SLE_NL	Max	96147.18	27374.84	-19.86	1313.71	-968.90
1110	670	SX35	SLE_NL	Max	97948.11	29105.19	-944.53	-3187.99	-968.90
1110	670	SX36	SLE_NL	Max	-5801.07	-1553.05	-543.70	-3187.99	962.42
1110	670	SX49	SLE_NL	Max	-2056.23	-1443.46	380.97	1313.71	962.42
1110	670	SX48	SLE_NL	Min	96147.18	27374.84	-19.86	1313.71	-968.90
1110	670	SX35	SLE_NL	Min	97948.11	29105.19	-944.53	-3187.99	-968.90
1110	670	SX36	SLE_NL	Min	-5801.07	-1553.05	-543.70	-3187.99	962.42
1110	670	SX49	SLE_NL	Min	-2056.23	-1443.46	380.97	1313.71	962.42
1111	671	SX30	SLU_ENV_NL	Max	-12490.49	-4202.14	3884.38	-3089.94	3366.40
1111	671	SX17	SLU_ENV_NL	Max	-6630.41	-914.25	2868.96	10041.55	3366.40
1111	671	SX18	SLU_ENV_NL	Max	205854.01	64280.47	-662.28	10041.55	-1961.83
1111	671	SX31	SLU_ENV_NL	Max	180885.45	52518.82	-211.39	-3089.94	-1961.83
1111	671	SX30	SLU_ENV_NL	Min	-37066.61	-13079.68	2650.60	-5810.20	1920.85
1111	671	SX17	SLU_ENV_NL	Min	-32120.94	-7856.62	2566.54	5960.18	1920.85
1111	671	SX18	SLU_ENV_NL	Min	153463.55	47298.97	-1226.81	5960.18	-3434.32
1111	671	SX31	SLU_ENV_NL	Min	136682.85	40339.67	-578.22	-5810.20	-3434.32
1111	671	SX30	SLE_NL	Max	-9242.96	-3109.59	1961.44	-2286.56	1421.43
1111	671	SX17	SLE_NL	Max	-4906.50	-676.55	1899.24	4410.53	1421.43
1111	671	SX18	SLE_NL	Max	113563.02	35001.24	-490.09	4410.53	-1451.76
1111	671	SX31	SLE_NL	Max	101145.31	29851.36	-427.88	-2286.56	-1451.76
1111	671	SX30	SLE_NL	Min	-9242.96	-3109.59	1961.44	-2286.56	1421.43
1111	671	SX17	SLE_NL	Min	-4906.50	-676.55	1899.24	4410.53	1421.43
1111	671	SX18	SLE_NL	Min	113563.02	35001.24	-490.09	4410.53	-1451.76
1111	671	SX31	SLE_NL	Min	101145.31	29851.36	-427.88	-2286.56	-1451.76
1112	672	SX31	SLU_ENV_NL	Max	186281.33	54085.58	-1091.47	4965.51	-1834.15
1112	672	SX18	SLU_ENV_NL	Max	199325.44	62373.91	-171.12	-6177.68	-1834.15
1112	672	SX19	SLU_ENV_NL	Max	-64618.71	-18358.21	-168.67	-6177.68	3236.83
1112	672	SX32	SLU_ENV_NL	Max	-58512.18	-18665.76	-1017.51	4965.51	3236.83
1112	672	SX31	SLU_ENV_NL	Min	142150.43	41939.60	-1647.98	2331.63	-3276.17
1112	672	SX18	SLU_ENV_NL	Min	149129.04	46038.97	-339.60	-10215.60	-3276.17
1112	672	SX19	SLU_ENV_NL	Min	-95100.43	-26566.47	-265.64	-10215.60	1816.52
1112	672	SX32	SLU_ENV_NL	Min	-84987.98	-28112.66	-1645.52	2331.63	1816.52
1112	672	SX31	SLE_NL	Max	105191.31	31035.30	-807.68	1725.41	-1357.27
1112	672	SX18	SLE_NL	Max	110355.49	34068.83	-251.31	-4571.48	-1357.27
1112	672	SX19	SLE_NL	Max	-47817.85	-13585.08	-196.58	-4571.48	1344.23
1112	672	SX32	SLE_NL	Max	-43299.01	-13812.66	-752.95	1725.41	1344.23
1112	672	SX31	SLE_NL	Min	105191.31	31035.30	-807.68	1725.41	-1357.27
1112	672	SX18	SLE_NL	Min	110355.49	34068.83	-251.31	-4571.48	-1357.27
1112	672	SX19	SLE_NL	Min	-47817.85	-13585.08	-196.58	-4571.48	1344.23
1112	672	SX32	SLE_NL	Min	-43299.01	-13812.66	-752.95	1725.41	1344.23
1113	673	SX34	SLU_ENV_NL	Max	-58514.25	-18666.41	1659.06	-2331.67	3256.38
1113	673	SX21	SLU_ENV_NL	Max	-64619.66	-18358.51	265.45	10269.89	3256.38
1113	673	SX22	SLU_ENV_NL	Max	198761.27	62161.89	339.09	10269.89	-1834.20
1113	673	SX35	SLU_ENV_NL	Max	185744.23	53951.07	1665.02	-2331.67	-1834.20
1113	673	SX34	SLU_ENV_NL	Min	-86572.45	-28546.78	1017.89	-5000.29	1816.58
1113	673	SX21	SLU_ENV_NL	Min	-96733.19	-27103.75	190.39	6177.70	1816.58
1113	673	SX22	SLU_ENV_NL	Min	149131.86	46040.12	196.35	6177.70	-3294.99
1113	673	SX35	SLU_ENV_NL	Min	142152.19	41940.43	1091.52	-5000.29	-3294.99
1113	673	SX34	SLE_NL	Max	-43300.54	-13813.14	753.24	-1725.44	1344.27
1113	673	SX21	SLE_NL	Max	-47818.55	-13585.30	196.43	4571.50	1344.27
1113	673	SX22	SLE_NL	Max	110357.58	34069.69	250.92	4571.50	-1357.31
1113	673	SX35	SLE_NL	Max	105192.62	31035.92	807.73	-1725.44	-1357.31
1113	673	SX34	SLE_NL	Min	-43300.54	-13813.14	753.24	-1725.44	1344.27
1113	673	SX21	SLE_NL	Min	-47818.55	-13585.30	196.43	4571.50	1344.27



Autorità Portuale di Taranto
Interventi per il dragaggio di 2,3 M m³ di sedimenti in area Molo Polisettoriale e per la realizzazione di un primo lotto della cassa di colmata funzionale all'ampliamento del V Sporgente del Porto di Taranto

Allegati alla relazione di calcolo strutturale allineamento "BC"

Data 05/2016
Rev. B
c.d.c.: C296A
514B



1113	673	SX22	SLE_NL	Min	110357.58	34069.69	250.92	4571.50	-1357.31
1113	673	SX35	SLE_NL	Min	105192.62	31035.92	807.73	-1725.44	-1357.31
1114	674	SX35	SLU_ENV_NL	Max	180400.39	52391.08	577.69	5776.67	-1961.88
1114	674	SX22	SLU_ENV_NL	Max	205478.80	64134.00	1241.79	-5960.35	-1961.88
1114	674	SX23	SLU_ENV_NL	Max	-6633.57	-915.21	-2565.91	-5960.35	3347.90
1114	674	SX36	SLU_ENV_NL	Max	-12491.55	-4202.49	-2650.55	5776.67	3347.90
1114	674	SX35	SLU_ENV_NL	Min	136686.34	40341.03	238.18	3090.02	-3415.77
1114	674	SX22	SLU_ENV_NL	Min	153465.34	47299.82	662.34	-9988.74	-3415.77
1114	674	SX23	SLU_ENV_NL	Min	-31451.86	-7673.29	-2892.57	-9988.74	1920.90
1114	674	SX36	SLU_ENV_NL	Min	-36517.40	-12901.28	-3896.18	3090.02	1920.90
1114	674	SX35	SLE_NL	Max	101147.89	29852.36	427.49	2286.61	-1451.79
1114	674	SX22	SLE_NL	Max	113564.36	35001.86	490.13	-4410.66	-1451.79
1114	674	SX23	SLE_NL	Max	-4908.85	-677.25	-1898.77	-4410.66	1421.47
1114	674	SX36	SLE_NL	Max	-9243.74	-3109.84	-1961.41	2286.61	1421.47
1114	674	SX35	SLE_NL	Min	101147.89	29852.36	427.49	2286.61	-1451.79
1114	674	SX22	SLE_NL	Min	113564.36	35001.86	490.13	-4410.66	-1451.79
1114	674	SX23	SLE_NL	Min	-4908.85	-677.25	-1898.77	-4410.66	1421.47
1114	674	SX36	SLE_NL	Min	-9243.74	-3109.84	-1961.41	2286.61	1421.47
1115	675	SX17	SLU_ENV_NL	Max	-10834.58	-3703.18	2422.35	-188.25	1328.44
1115	675	SX4	SLU_ENV_NL	Max	-6835.02	-2098.80	1496.20	5502.72	1328.44
1115	675	SX5	SLU_ENV_NL	Max	224802.84	68567.73	-952.96	5502.72	-768.71
1115	675	SX18	SLU_ENV_NL	Max	211571.10	63566.33	173.75	-188.25	-768.71
1115	675	SX17	SLU_ENV_NL	Min	-39343.19	-12159.68	2159.34	-757.65	749.55
1115	675	SX4	SLU_ENV_NL	Min	-35562.53	-9926.76	987.47	3350.65	749.55
1115	675	SX5	SLU_ENV_NL	Min	166273.81	50391.61	-998.12	3350.65	-1357.38
1115	675	SX18	SLU_ENV_NL	Min	156803.38	47206.77	-26.81	-757.65	-1357.38
1115	675	SX17	SLE_NL	Max	-8017.59	-2740.36	1597.91	-139.31	554.67
1115	675	SX4	SLE_NL	Max	-5057.92	-1553.11	730.73	2479.48	554.67
1115	675	SX5	SLE_NL	Max	123042.62	37289.79	-738.61	2479.48	-568.84
1115	675	SX18	SLE_NL	Max	116034.50	34933.01	128.58	-139.31	-568.84
1115	675	SX17	SLE_NL	Min	-8017.59	-2740.36	1597.91	-139.31	554.67
1115	675	SX4	SLE_NL	Min	-5057.92	-1553.11	730.73	2479.48	554.67
1115	675	SX5	SLE_NL	Min	123042.62	37289.79	-738.61	2479.48	-568.84
1115	675	SX18	SLE_NL	Min	116034.50	34933.01	128.58	-139.31	-568.84
1116	676	SX18	SLU_ENV_NL	Max	205087.43	61635.47	-664.73	458.54	-843.80
1116	676	SX5	SLU_ENV_NL	Max	210286.83	64198.68	-355.19	-4047.88	-843.80
1116	676	SX6	SLU_ENV_NL	Max	-72391.16	-21218.62	-208.47	-4047.88	1438.74
1116	676	SX19	SLU_ENV_NL	Max	-68696.17	-20604.99	-518.00	458.54	1438.74
1116	676	SX18	SLU_ENV_NL	Min	152499.25	45928.23	-748.40	-119.85	-1446.89
1116	676	SX5	SLU_ENV_NL	Min	155484.78	47142.19	-536.77	-6267.57	-1446.89
1116	676	SX6	SLU_ENV_NL	Min	-108221.86	-31231.29	-321.10	-6267.57	841.40
1116	676	SX19	SLU_ENV_NL	Min	-102325.97	-30706.56	-532.73	-119.85	841.40
1116	676	SX18	SLE_NL	Max	112849.44	33986.89	-491.90	-88.69	-624.41
1116	676	SX5	SLE_NL	Max	115058.74	34885.22	-262.84	-2995.43	-624.41
1116	676	SX6	SLE_NL	Max	-53569.46	-15701.78	-154.26	-2995.43	622.64
1116	676	SX19	SLE_NL	Max	-50835.16	-15247.69	-383.32	-88.69	622.64
1116	676	SX18	SLE_NL	Min	112849.44	33986.89	-491.90	-88.69	-624.41
1116	676	SX5	SLE_NL	Min	115058.74	34885.22	-262.84	-2995.43	-624.41
1116	676	SX6	SLE_NL	Min	-53569.46	-15701.78	-154.26	-2995.43	622.64
1116	676	SX19	SLE_NL	Min	-50835.16	-15247.69	-383.32	-88.69	622.64
1117	677	SX21	SLU_ENV_NL	Max	-68697.06	-20605.24	632.03	119.81	1446.14
1117	677	SX8	SLU_ENV_NL	Max	-72392.38	-21218.96	487.19	6296.05	1446.14
1117	677	SX9	SLU_ENV_NL	Max	210240.77	64120.49	553.36	6296.05	-843.83
1117	677	SX22	SLU_ENV_NL	Max	204559.84	61444.22	698.20	119.81	-843.83
1117	677	SX21	SLU_ENV_NL	Min	-103973.10	-31190.53	517.60	-466.44	841.43
1117	677	SX8	SLU_ENV_NL	Min	-109379.10	-31610.63	209.08	4047.88	841.43
1117	677	SX9	SLU_ENV_NL	Min	155486.89	47142.28	355.91	4047.88	-1455.17
1117	677	SX22	SLU_ENV_NL	Min	152501.73	45928.43	664.43	-466.44	-1455.17
1117	677	SX21	SLE_NL	Max	-50835.82	-15247.88	383.02	88.66	622.66
1117	677	SX8	SLE_NL	Max	-53570.36	-15702.03	154.72	2995.43	622.66
1117	677	SX9	SLE_NL	Max	115060.30	34885.29	263.37	2995.43	-624.43
1117	677	SX22	SLE_NL	Max	112851.28	33987.04	491.68	88.66	-624.43
1117	677	SX21	SLE_NL	Min	-50835.82	-15247.88	383.02	88.66	622.66
1117	677	SX8	SLE_NL	Min	-53570.36	-15702.03	154.72	2995.43	622.66
1117	677	SX9	SLE_NL	Min	115060.30	34885.29	263.37	2995.43	-624.43
1117	677	SX22	SLE_NL	Min	112851.28	33987.04	491.68	88.66	-624.43
1118	678	SX22	SLU_ENV_NL	Max	211162.20	63406.83	55.43	749.74	-768.73
1118	678	SX9	SLU_ENV_NL	Max	224601.88	68446.92	997.82	-3350.73	-768.73
1118	678	SX10	SLU_ENV_NL	Max	-6835.75	-2099.00	-988.54	-3350.73	1320.41
1118	678	SX23	SLU_ENV_NL	Max	-10837.84	-3704.14	-2159.39	749.74	1320.41
1118	678	SX22	SLU_ENV_NL	Min	156805.00	47206.71	-173.04	188.25	-1349.69
1118	678	SX9	SLU_ENV_NL	Min	166278.05	50392.33	891.48	-5473.98	-1349.69
1118	678	SX10	SLU_ENV_NL	Min	-34639.11	-9656.12	-1622.81	-5473.98	749.57
1118	678	SX23	SLU_ENV_NL	Min	-38632.78	-11937.88	-2458.85	188.25	749.57
1118	678	SX22	SLE_NL	Max	116035.70	34932.96	-128.05	139.31	-568.86
1118	678	SX9	SLE_NL	Max	123045.76	37290.33	738.39	-2479.54	-568.86
1118	678	SX10	SLE_NL	Max	-5058.45	-1553.26	-731.52	-2479.54	554.68
1118	678	SX23	SLE_NL	Max	-8020.00	-2741.06	-1597.95	139.31	554.68
1118	678	SX22	SLE_NL	Min	116035.70	34932.96	-128.05	139.31	-568.86
1118	678	SX9	SLE_NL	Min	123045.76	37290.33	738.39	-2479.54	-568.86
1118	678	SX10	SLE_NL	Min	-5058.45	-1553.26	-731.52	-2479.54	554.68



Autorità Portuale di Taranto
Interventi per il dragaggio di 2,3 M m³ di sedimenti in area Molo Polisettoriale e per la realizzazione di un primo lotto della cassa di colmata funzionale all'ampliamento del V Sporgente del Porto di Taranto

Allegati alla relazione di calcolo strutturale allineamento "BC"

Data 05/2016
Rev. B
c.d.c.: C296A
514B



1118	678	SX23	SLE_NL	Min	-8020.00	-2741.06	-1597.95	139.31	554.68
1119	679	SX395	SLU_ENV_NL	Max	75864.69	22272.61	-373.86	2614.68	307.65
1119	679	SX381	SLU_ENV_NL	Max	81532.09	24204.63	772.38	1116.37	307.65
1119	679	SX382	SLU_ENV_NL	Max	82520.85	24556.95	655.24	1116.37	1334.65
1119	679	SX396	SLU_ENV_NL	Max	80620.70	23969.77	7.73	2614.68	1334.65
1119	679	SX395	SLU_ENV_NL	Min	17723.34	5826.33	-466.99	-319.40	-1334.07
1119	679	SX381	SLU_ENV_NL	Min	16608.20	5489.59	-503.20	-3605.84	-1334.07
1119	679	SX382	SLU_ENV_NL	Min	-5422.56	-1762.50	-121.62	-3605.84	-308.32
1119	679	SX396	SLU_ENV_NL	Min	2622.78	386.68	-584.12	-319.40	-308.32
1119	679	SX395	SLE_NL	Max	13115.27	4311.48	-345.57	-236.35	227.66
1119	679	SX381	SLE_NL	Max	12290.07	4062.29	571.56	826.11	227.66
1119	679	SX382	SLE_NL	Max	61065.43	18172.14	484.88	826.11	-228.16
1119	679	SX396	SLE_NL	Max	59659.32	17737.63	-432.25	-236.35	-228.16
1119	679	SX395	SLE_NL	Min	13115.27	4311.48	-345.57	-236.35	227.66
1119	679	SX381	SLE_NL	Min	12290.07	4062.29	571.56	826.11	227.66
1119	679	SX382	SLE_NL	Min	61065.43	18172.14	484.88	826.11	-228.16
1119	679	SX396	SLE_NL	Min	59659.32	17737.63	-432.25	-236.35	-228.16
1120	680	SX396	SLU_ENV_NL	Max	19004.96	5487.33	840.41	646.30	1278.05
1120	680	SX382	SLU_ENV_NL	Max	20989.16	6095.16	-382.29	3815.50	1278.05
1120	680	SX383	SLU_ENV_NL	Max	66885.51	20375.69	-319.50	3815.50	327.23
1120	680	SX397	SLU_ENV_NL	Max	60335.29	18237.43	735.00	646.30	327.23
1120	680	SX396	SLU_ENV_NL	Min	-68004.95	-20793.30	591.72	-2144.59	-327.83
1120	680	SX382	SLU_ENV_NL	Min	-74834.78	-22594.50	-829.51	-880.57	-327.83
1120	680	SX383	SLU_ENV_NL	Min	426.32	859.73	-934.92	-880.57	-1278.95
1120	680	SX397	SLU_ENV_NL	Min	1703.73	1241.09	654.51	-2144.59	-1278.95
1120	680	SX396	SLE_NL	Max	14063.67	4060.63	621.91	478.26	-242.59
1120	680	SX382	SLE_NL	Max	15531.98	4510.42	-613.83	-651.62	-242.59
1120	680	SX383	SLE_NL	Max	315.48	636.20	-691.84	-651.62	242.15
1120	680	SX397	SLE_NL	Max	1260.76	918.41	543.90	478.26	242.15
1120	680	SX396	SLE_NL	Min	14063.67	4060.63	621.91	478.26	-242.59
1120	680	SX382	SLE_NL	Min	15531.98	4510.42	-613.83	-651.62	-242.59
1120	680	SX383	SLE_NL	Min	315.48	636.20	-691.84	-651.62	242.15
1120	680	SX397	SLE_NL	Min	1260.76	918.41	543.90	478.26	242.15
1121	681	SX399	SLU_ENV_NL	Max	60041.14	18149.05	-654.21	2142.72	327.24
1121	681	SX385	SLU_ENV_NL	Max	66587.86	20285.87	934.89	880.58	327.24
1121	681	SX386	SLU_ENV_NL	Max	20989.60	6095.28	829.51	880.58	1278.16
1121	681	SX400	SLU_ENV_NL	Max	19005.55	5487.50	-590.94	2142.72	1278.16
1121	681	SX399	SLU_ENV_NL	Min	1703.51	1241.01	-734.99	-646.30	-1279.05
1121	681	SX385	SLU_ENV_NL	Min	425.99	859.62	319.42	-3817.72	-1279.05
1121	681	SX386	SLU_ENV_NL	Min	-75463.74	-22783.73	382.69	-3817.72	-327.84
1121	681	SX400	SLU_ENV_NL	Min	-68633.76	-20981.40	-840.37	-646.30	-327.84
1121	681	SX399	SLE_NL	Max	1260.59	918.35	-543.89	-478.26	242.15
1121	681	SX385	SLE_NL	Max	315.23	636.12	691.82	651.63	242.15
1121	681	SX386	SLE_NL	Max	15532.31	4510.51	613.84	651.63	-242.60
1121	681	SX400	SLE_NL	Max	14064.11	4060.75	-621.87	-478.26	-242.60
1121	681	SX399	SLE_NL	Min	1260.59	918.35	-543.89	-478.26	242.15
1121	681	SX385	SLE_NL	Min	315.23	636.12	691.82	651.63	242.15
1121	681	SX386	SLE_NL	Min	15532.31	4510.51	613.84	651.63	-242.60
1121	681	SX400	SLE_NL	Min	14064.11	4060.75	-621.87	-478.26	-242.60
1122	682	SX400	SLU_ENV_NL	Max	80621.04	23969.86	584.07	319.39	1334.65
1122	682	SX386	SLU_ENV_NL	Max	82521.40	24557.11	121.68	3608.15	1334.65
1122	682	SX387	SLU_ENV_NL	Max	81285.30	24130.49	502.68	3608.15	307.65
1122	682	SX401	SLU_ENV_NL	Max	75617.50	22199.04	466.87	319.39	307.65
1122	682	SX400	SLU_ENV_NL	Min	2000.33	200.51	-6.98	-2612.36	-308.32
1122	682	SX386	SLU_ENV_NL	Min	-6042.14	-1948.94	-655.14	-1116.37	-308.32
1122	682	SX387	SLU_ENV_NL	Min	16608.51	5489.58	-772.34	-1116.37	-1334.07
1122	682	SX401	SLU_ENV_NL	Min	17723.42	5826.25	374.02	-2612.36	-1334.07
1122	682	SX400	SLE_NL	Max	59659.57	17737.70	432.21	236.35	-228.16
1122	682	SX386	SLE_NL	Max	61065.84	18172.26	-484.80	-826.11	-228.16
1122	682	SX387	SLE_NL	Max	12290.30	4062.29	-571.53	-826.11	227.66
1122	682	SX401	SLE_NL	Max	13115.33	4311.43	345.48	236.35	227.66
1122	682	SX400	SLE_NL	Min	59659.57	17737.70	432.21	236.35	-228.16
1122	682	SX386	SLE_NL	Min	61065.84	18172.26	-484.80	-826.11	-228.16
1122	682	SX387	SLE_NL	Min	12290.30	4062.29	-571.53	-826.11	227.66
1122	682	SX401	SLE_NL	Min	13115.33	4311.43	345.48	236.35	227.66
1140	683	SX239	SLU_ENV_NL	Max	-48292.20	-14166.87	28225.36	-2213.65	-2314.60
1140	683	DX239	SLU_ENV_NL	Max	43755.31	12805.65	28773.93	-2213.65	2470.00
1140	683	DX226	SLU_ENV_NL	Max	38734.80	11941.38	28134.17	1832.87	2470.00
1140	683	SX226	SLU_ENV_NL	Max	-47655.62	-14617.47	27585.60	1832.87	-2314.60
1140	683	SX239	SLU_ENV_NL	Min	-54000.86	-15857.43	-16284.11	-2355.49	-2472.27
1140	683	DX239	SLU_ENV_NL	Min	41578.54	12131.35	-13838.28	-2355.49	2315.19
1140	683	DX226	SLU_ENV_NL	Min	38532.47	11901.95	-11747.19	1709.90	2315.19
1140	683	SX226	SLU_ENV_NL	Min	-51008.05	-15645.24	-14193.01	1709.90	-2472.27
1140	683	SX239	SLE_NL	Max	-35736.23	-10483.49	20886.76	-1638.10	-1712.81
1140	683	DX239	SLE_NL	Max	32378.93	9476.18	21292.71	-1638.10	1713.24
1140	683	DX226	SLE_NL	Max	28663.75	8836.62	20819.29	1265.32	1713.24
1140	683	SX226	SLE_NL	Max	-35265.16	-10816.93	20413.34	1265.32	-1712.81
1140	683	SX239	SLE_NL	Min	-35736.23	-10483.49	20886.76	-1638.10	-1712.81
1140	683	DX239	SLE_NL	Min	32378.93	9476.18	21292.71	-1638.10	1713.24
1140	683	DX226	SLE_NL	Min	28663.75	8836.62	20819.29	1265.32	1713.24
1140	683	SX226	SLE_NL	Min	-35265.16	-10816.93	20413.34	1265.32	-1712.81



Autorità Portuale di Taranto
Interventi per il dragaggio di 2,3 M³ di sedimenti in area Molo Polisettoriale e per la realizzazione di un primo lotto della cassa di colmata funzionale all'ampliamento del V Sporgente del Porto di Taranto

Allegati alla relazione di calcolo strutturale allineamento "BC"

Data 05/2016
Rev. B
c.d.c.: C296A
514B



1141	684	SX226	SLU_ENV_NL	Max	-46531.24	-13604.60	27994.33	-2397.28	-2559.22
1141	684	DX226	SLU_ENV_NL	Max	37610.42	10928.53	26595.61	-2397.28	2734.19
1141	684	DX213	SLU_ENV_NL	Max	35962.60	11143.38	25506.09	2080.98	2734.19
1141	684	SX213	SLU_ENV_NL	Max	-41925.69	-12932.48	26904.82	2080.98	-2559.22
1141	684	SX226	SLU_ENV_NL	Min	-49806.92	-14562.88	-10962.09	-2554.12	-2735.22
1141	684	DX226	SLU_ENV_NL	Min	37331.63	10820.57	-9988.53	-2554.12	2558.58
1141	684	DX213	SLU_ENV_NL	Min	34350.11	10683.95	-7513.64	1939.84	2558.58
1141	684	SX213	SLU_ENV_NL	Min	-46105.42	-14210.82	-8487.19	1939.84	-2735.22
1141	684	SX226	SLE_NL	Max	-34433.12	-10067.40	20715.81	-1773.98	-1893.82
1141	684	DX226	SLE_NL	Max	27831.71	8087.11	19680.75	-1773.98	1893.35
1141	684	DX213	SLE_NL	Max	26612.32	8246.10	18874.51	1435.48	1893.35
1141	684	SX213	SLE_NL	Max	-31025.01	-9570.03	19909.56	1435.48	-1893.82
1141	684	SX226	SLE_NL	Min	-34433.12	-10067.40	20715.81	-1773.98	-1893.82
1141	684	DX226	SLE_NL	Min	27831.71	8087.11	19680.75	-1773.98	1893.35
1141	684	DX213	SLE_NL	Min	26612.32	8246.10	18874.51	1435.48	1893.35
1141	684	SX213	SLE_NL	Min	-31025.01	-9570.03	19909.56	1435.48	-1893.82
1142	685	SX213	SLU_ENV_NL	Max	-40623.77	-11759.77	24927.47	-2816.00	-3083.89
1142	685	DX213	SLU_ENV_NL	Max	34660.60	9970.42	25585.31	-2816.00	3294.44
1142	685	DX200	SLU_ENV_NL	Max	28518.78	9012.29	24357.18	2583.86	3294.44
1142	685	SX200	SLU_ENV_NL	Max	-39466.62	-12267.34	23699.34	2583.86	-3083.89
1142	685	SX213	SLU_ENV_NL	Min	-44714.50	-12957.77	-5992.90	-2999.70	-3294.16
1142	685	DX213	SLU_ENV_NL	Min	32959.26	9431.12	-4496.89	-2999.70	3085.38
1142	685	DX200	SLU_ENV_NL	Min	28279.60	8911.64	-1751.15	2412.20	3085.38
1142	685	SX200	SLU_ENV_NL	Min	-41104.44	-12787.91	-3247.16	2412.20	-3294.16
1142	685	SX213	SLE_NL	Max	-30061.59	-8702.23	18446.33	-2083.84	-2282.08
1142	685	DX213	SLE_NL	Max	25648.84	7378.11	18933.13	-2083.84	2283.18
1142	685	DX200	SLE_NL	Max	20926.90	6594.61	18024.31	1785.03	2283.18
1142	685	SX200	SLE_NL	Max	-29205.30	-9077.83	17537.51	1785.03	-2282.08
1142	685	SX213	SLE_NL	Min	-30061.59	-8702.23	18446.33	-2083.84	-2282.08
1142	685	DX213	SLE_NL	Min	25648.84	7378.11	18933.13	-2083.84	2283.18
1142	685	DX200	SLE_NL	Min	20926.90	6594.61	18024.31	1785.03	2283.18
1142	685	SX200	SLE_NL	Min	-29205.30	-9077.83	17537.51	1785.03	-2282.08
1143	686	SX200	SLU_ENV_NL	Max	-38010.66	-10955.68	24129.57	-2905.99	-3227.47
1143	686	DX200	SLU_ENV_NL	Max	26961.89	7610.32	22920.77	-2905.99	3452.69
1143	686	DX187	SLU_ENV_NL	Max	25413.10	8070.78	19641.96	2752.27	3452.69
1143	686	SX187	SLU_ENV_NL	Max	-31537.14	-9908.66	20850.76	2752.27	-3227.47
1143	686	SX200	SLU_ENV_NL	Min	-39547.13	-11384.56	-224.01	-3103.96	-3457.65
1143	686	DX200	SLU_ENV_NL	Min	26823.73	7600.27	2351.64	-3103.96	3224.97
1143	686	DX187	SLU_ENV_NL	Min	23542.02	7540.86	2988.46	2562.18	3224.97
1143	686	SX187	SLU_ENV_NL	Min	-34523.35	-10836.59	412.81	2562.18	-3457.65
1143	686	SX200	SLE_NL	Max	-28127.89	-8107.20	17855.88	-2150.44	-2388.33
1143	686	DX200	SLE_NL	Max	19849.56	5624.20	16961.37	-2150.44	2386.48
1143	686	DX187	SLE_NL	Max	18805.69	5972.37	14535.05	1896.01	2386.48
1143	686	SX187	SLE_NL	Max	-23337.48	-7332.41	15429.57	1896.01	-2388.33
1143	686	SX200	SLE_NL	Min	-28127.89	-8107.20	17855.88	-2150.44	-2388.33
1143	686	DX200	SLE_NL	Min	19849.56	5624.20	16961.37	-2150.44	2386.48
1143	686	DX187	SLE_NL	Min	18805.69	5972.37	14535.05	1896.01	2386.48
1143	686	SX187	SLE_NL	Min	-23337.48	-7332.41	15429.57	1896.01	-2388.33
1146	687	SX239	SLU_ENV_NL	Max	-49249.51	-15029.13	29465.77	1377.76	-1834.70
1146	687	SX252	SLU_ENV_NL	Max	-52195.78	-15404.46	29468.24	-1826.61	-1834.70
1146	687	DX252	SLU_ENV_NL	Max	46250.56	13620.78	28055.96	-1826.61	1958.42
1146	687	DX239	SLU_ENV_NL	Max	44712.71	13668.20	28053.48	1377.76	1958.42
1146	687	SX239	SLU_ENV_NL	Min	-55023.03	-16778.57	-17335.48	1283.42	-1959.46
1146	687	SX252	SLU_ENV_NL	Min	-57745.94	-17052.12	-19041.23	-1942.48	-1959.46
1146	687	DX252	SLU_ENV_NL	Min	44664.71	13128.03	-18483.94	-1942.48	1835.13
1146	687	DX239	SLU_ENV_NL	Min	42600.41	13051.51	-16778.18	1283.42	1835.13
1146	687	SX239	SLE_NL	Max	-36444.64	-11121.56	21804.67	949.73	-1357.68
1146	687	SX252	SLE_NL	Max	-38624.88	-11399.30	21806.50	-1351.69	-1357.68
1146	687	DX252	SLE_NL	Max	34225.42	10079.37	20761.41	-1351.69	1358.00
1146	687	DX239	SLE_NL	Max	33087.41	10114.47	20759.58	949.73	1358.00
1146	687	SX239	SLE_NL	Min	-36444.64	-11121.56	21804.67	949.73	-1357.68
1146	687	SX252	SLE_NL	Min	-38624.88	-11399.30	21806.50	-1351.69	-1357.68
1146	687	DX252	SLE_NL	Min	34225.42	10079.37	20761.41	-1351.69	1358.00
1146	687	DX239	SLE_NL	Min	33087.41	10114.47	20759.58	949.73	1358.00
1147	688	SX252	SLU_ENV_NL	Max	-52979.54	-16110.36	28259.12	1116.88	-1562.27
1147	688	SX265	SLU_ENV_NL	Max	-52799.61	-15623.38	26975.70	-1611.98	-1562.27
1147	688	DX265	SLU_ENV_NL	Max	51032.98	15093.22	27134.18	-1611.98	1670.43
1147	688	DX252	SLU_ENV_NL	Max	47034.41	14327.00	28417.59	1116.88	1670.43
1147	688	SX252	SLU_ENV_NL	Min	-58583.61	-17807.04	-21017.75	1036.49	-1672.49
1147	688	SX265	SLU_ENV_NL	Min	-61025.22	-18075.61	-21029.57	-1716.10	-1672.49
1147	688	DX265	SLU_ENV_NL	Min	47145.16	13912.15	-19246.85	-1716.10	1562.92
1147	688	DX252	SLU_ENV_NL	Min	45502.10	13882.03	-19235.02	1036.49	1562.92
1147	688	SX252	SLE_NL	Max	-39204.86	-11921.67	20911.75	767.00	-1156.08
1147	688	SX265	SLE_NL	Max	-39071.71	-11561.30	19962.02	-1192.86	-1156.08
1147	688	DX265	SLE_NL	Max	37764.40	11168.98	20079.29	-1192.86	1156.56
1147	688	DX252	SLE_NL	Max	34805.47	10601.98	21029.02	767.00	1156.56
1147	688	SX252	SLE_NL	Min	-39204.86	-11921.67	20911.75	767.00	-1156.08
1147	688	SX265	SLE_NL	Min	-39071.71	-11561.30	19962.02	-1192.86	-1156.08
1147	688	DX265	SLE_NL	Min	37764.40	11168.98	20079.29	-1192.86	1156.56
1147	688	DX252	SLE_NL	Min	34805.47	10601.98	21029.02	767.00	1156.56
1148	689	SX265	SLU_ENV_NL	Max	-53426.12	-16187.60	25511.55	732.57	-1152.99



Autorità Portuale di Taranto
Interventi per il dragaggio di 2,3 M³ di sedimenti in area Molo Polisettoriale e per la realizzazione di un primo lotto della cassa di colmata funzionale all'ampliamento del V Sporgente del Porto di Taranto

Allegati alla relazione di calcolo strutturale allineamento "BC"

Data 05/2016
Rev. B
c.d.c.: C296A
514B



1148	689	SX278	SLU_ENV_NL	Max	-55327.85	-16438.60	25076.57	-1278.12	-1152.99
1148	689	DX278	SLU_ENV_NL	Max	52576.57	15612.99	23859.12	-1278.12	1234.65
1148	689	DX265	SLU_ENV_NL	Max	51659.63	15657.87	24294.11	732.57	1234.65
1148	689	SX265	SLU_ENV_NL	Min	-61695.62	-18679.66	-18575.14	676.82	-1233.88
1148	689	SX278	SLU_ENV_NL	Min	-63423.71	-18856.14	-18835.83	-1359.41	-1233.88
1148	689	DX278	SLU_ENV_NL	Min	49103.62	14559.90	-19686.53	-1359.41	1153.83
1148	689	DX265	SLU_ENV_NL	Min	47815.45	14515.82	-19425.84	676.82	1153.83
1148	689	SX265	SLE_NL	Max	-39535.33	-11978.82	18878.55	500.84	-853.21
1148	689	SX278	SLE_NL	Max	-40942.61	-12164.56	18556.66	-945.81	-853.21
1148	689	DX278	SLE_NL	Max	38906.66	11553.61	17655.75	-945.81	853.83
1148	689	DX265	SLE_NL	Max	38228.12	11586.83	17977.64	500.84	853.83
1148	689	SX265	SLE_NL	Min	-39535.33	-11978.82	18878.55	500.84	-853.21
1148	689	SX278	SLE_NL	Min	-40942.61	-12164.56	18556.66	-945.81	-853.21
1148	689	DX278	SLE_NL	Min	38906.66	11553.61	17655.75	-945.81	853.83
1148	689	DX265	SLE_NL	Min	38228.12	11586.83	17977.64	500.84	853.83
1149	690	SX278	SLU_ENV_NL	Max	-44699.58	-13534.07	26340.64	963.52	-1284.79
1149	690	SX291	SLU_ENV_NL	Max	-45909.28	-13648.58	26084.94	-1290.33	-1284.79
1149	690	DX291	SLU_ENV_NL	Max	45105.87	13407.45	26322.44	-1290.33	1384.76
1149	690	DX278	SLU_ENV_NL	Max	42571.52	12895.77	26578.15	963.52	1384.76
1149	690	SX278	SLU_ENV_NL	Min	-52401.90	-15854.54	-21609.64	887.66	-1385.15
1149	690	SX291	SLU_ENV_NL	Min	-54136.17	-16106.88	-21383.53	-1383.86	-1385.15
1149	690	DX291	SLU_ENV_NL	Min	40937.88	12147.49	-20615.60	-1383.86	1285.23
1149	690	DX278	SLU_ENV_NL	Min	38636.89	11724.94	-20841.71	887.66	1285.23
1149	690	SX278	SLE_NL	Max	-33077.69	-10015.21	19492.08	656.87	-950.75
1149	690	SX291	SLE_NL	Max	-33972.87	-10099.95	19302.86	-954.84	-950.75
1149	690	DX291	SLE_NL	Max	33378.35	9921.51	19478.61	-954.84	951.07
1149	690	DX278	SLE_NL	Max	31502.93	9542.87	19667.83	656.87	951.07
1149	690	SX278	SLE_NL	Min	-33077.69	-10015.21	19492.08	656.87	-950.75
1149	690	SX291	SLE_NL	Min	-33972.87	-10099.95	19302.86	-954.84	-950.75
1149	690	DX291	SLE_NL	Min	33378.35	9921.51	19478.61	-954.84	951.07
1149	690	DX278	SLE_NL	Min	31502.93	9542.87	19667.83	656.87	951.07
1150	691	SX291	SLU_ENV_NL	Max	-46353.70	-14006.68	24179.43	735.08	-1040.57
1150	691	SX304	SLU_ENV_NL	Max	-48281.10	-14383.76	21895.07	-1093.11	-1040.57
1150	691	DX304	SLU_ENV_NL	Max	46655.77	13896.00	20811.77	-1093.11	1127.64
1150	691	DX291	SLU_ENV_NL	Max	45550.37	13765.84	23096.13	735.08	1127.64
1150	691	SX291	SLU_ENV_NL	Min	-54616.33	-16493.96	-18811.95	671.13	-1127.78
1150	691	SX304	SLU_ENV_NL	Min	-55838.13	-16642.38	-17187.55	-1176.29	-1127.78
1150	691	DX304	SLU_ENV_NL	Min	43481.93	12935.55	-17829.89	-1176.29	1041.22
1150	691	DX291	SLU_ENV_NL	Min	41418.00	12534.43	-19454.29	671.13	1041.22
1150	691	SX291	SLE_NL	Max	-34301.74	-10364.94	17892.78	496.63	-770.02
1150	691	SX304	SLE_NL	Max	-35728.01	-10643.98	16202.35	-808.90	-770.02
1150	691	DX304	SLE_NL	Max	34525.27	10283.04	15400.71	-808.90	770.51
1150	691	DX291	SLE_NL	Max	33707.28	10186.72	17091.13	496.63	770.51
1150	691	SX291	SLE_NL	Min	-34301.74	-10364.94	17892.78	496.63	-770.02
1150	691	SX304	SLE_NL	Min	-35728.01	-10643.98	16202.35	-808.90	-770.02
1150	691	DX304	SLE_NL	Min	34525.27	10283.04	15400.71	-808.90	770.51
1150	691	DX291	SLE_NL	Min	33707.28	10186.72	17091.13	496.63	770.51
1151	692	SX304	SLU_ENV_NL	Max	-48650.91	-14681.75	19520.90	606.61	-894.48
1151	692	SX317	SLU_ENV_NL	Max	-49452.05	-14749.13	17612.04	-977.12	-894.48
1151	692	DX317	SLU_ENV_NL	Max	48830.89	14562.75	17785.73	-977.12	985.60
1151	692	DX304	SLU_ENV_NL	Max	47025.64	14194.21	19694.59	606.61	985.60
1151	692	SX304	SLU_ENV_NL	Min	-56242.21	-16968.27	-16802.79	539.07	-987.35
1151	692	SX317	SLU_ENV_NL	Min	-57451.31	-17139.79	-15279.37	-1065.38	-987.35
1151	692	DX317	SLU_ENV_NL	Min	45550.97	13570.12	-13893.95	-1065.38	894.63
1151	692	DX304	SLU_ENV_NL	Min	43885.85	13260.92	-15417.37	539.07	894.63
1151	692	SX304	SLE_NL	Max	-36001.67	-10864.50	14445.47	398.91	-661.91
1151	692	SX317	SLE_NL	Max	-36594.52	-10914.36	13032.91	-723.07	-661.91
1151	692	DX317	SLE_NL	Max	36134.86	10776.44	13161.44	-723.07	662.02
1151	692	DX304	SLE_NL	Max	34798.98	10503.72	14574.00	398.91	662.02
1151	692	SX304	SLE_NL	Min	-36001.67	-10864.50	14445.47	398.91	-661.91
1151	692	SX317	SLE_NL	Min	-36594.52	-10914.36	13032.91	-723.07	-661.91
1151	692	DX317	SLE_NL	Min	36134.86	10776.44	13161.44	-723.07	662.02
1151	692	DX304	SLE_NL	Min	34798.98	10503.72	14574.00	398.91	662.02
1152	693	SX317	SLU_ENV_NL	Max	-49757.27	-14995.12	16252.09	430.64	-702.70
1152	693	SX330	SLU_ENV_NL	Max	-51392.78	-15349.89	14532.65	-821.21	-702.70
1152	693	DX330	SLU_ENV_NL	Max	49548.16	14796.48	14028.91	-821.21	787.26
1152	693	DX317	SLU_ENV_NL	Max	49136.13	14808.80	15748.35	430.64	787.26
1152	693	SX317	SLU_ENV_NL	Min	-57790.40	-17413.34	-12964.33	369.88	-787.80
1152	693	SX330	SLU_ENV_NL	Min	-58947.42	-17608.01	-11461.81	-904.15	-787.80
1152	693	DX330	SLU_ENV_NL	Min	47027.42	14032.14	-11684.03	-904.15	702.79
1152	693	DX317	SLU_ENV_NL	Min	45889.87	13843.05	-13186.56	369.88	702.79
1152	693	SX317	SLE_NL	Max	-36820.38	-11096.39	12026.55	273.71	-520.00
1152	693	SX330	SLE_NL	Max	-38030.65	-11358.92	10754.16	-607.70	-520.00
1152	693	DX330	SLE_NL	Max	36665.64	10949.40	10381.40	-607.70	520.06
1152	693	DX317	SLE_NL	Max	36360.74	10958.51	11653.78	273.71	520.06
1152	693	SX317	SLE_NL	Min	-36820.38	-11096.39	12026.55	273.71	-520.00
1152	693	SX330	SLE_NL	Min	-38030.65	-11358.92	10754.16	-607.70	-520.00
1152	693	DX330	SLE_NL	Min	36665.64	10949.40	10381.40	-607.70	520.06
1152	693	DX317	SLE_NL	Min	36360.74	10958.51	11653.78	273.71	520.06
1153	694	SX330	SLU_ENV_NL	Max	-51638.74	-15547.99	13140.27	326.63	-584.07
1153	694	SX343	SLU_ENV_NL	Max	-51259.29	-15321.41	11501.91	-726.56	-584.07



Autorità Portuale di Taranto
Interventi per il dragaggio di 2,3 M³ di sedimenti in area Molo Polisettoriale e per la realizzazione di un primo lotto della cassa di colmata funzionale all'ampliamento del V Sporgente del Porto di Taranto

Allegati alla relazione di calcolo strutturale allineamento "BC"

Data 05/2016
Rev. B
c.d.c.: C296A
514B



1153	694	DX343	SLU_ENV_NL	Max	51877.43	15506.52	10798.04	-726.56	671.48
1153	694	DX330	SLU_ENV_NL	Max	49794.24	14994.99	12436.41	326.63	671.48
1153	694	SX330	SLU_ENV_NL	Min	-59226.37	-17833.00	-10402.62	264.54	-672.40
1153	694	SX343	SLU_ENV_NL	Min	-59658.10	-17832.34	-8835.42	-812.26	-672.40
1153	694	DX343	SLU_ENV_NL	Min	48832.31	14584.83	-8113.97	-812.26	585.42
1153	694	DX330	SLU_ENV_NL	Min	47306.25	14256.73	-9681.18	264.54	585.42
1153	694	SX330	SLE_NL	Max	-38212.67	-11505.52	9723.80	195.76	-432.21
1153	694	SX343	SLE_NL	Max	-37931.87	-11337.85	8511.41	-537.65	-432.21
1153	694	DX343	SLE_NL	Max	38389.30	11474.82	7990.55	-537.65	433.21
1153	694	DX330	SLE_NL	Max	36847.74	11096.29	9202.94	195.76	433.21
1153	694	SX330	SLE_NL	Min	-38212.67	-11505.52	9723.80	195.76	-432.21
1153	694	SX343	SLE_NL	Min	-37931.87	-11337.85	8511.41	-537.65	-432.21
1153	694	DX343	SLE_NL	Min	38389.30	11474.82	7990.55	-537.65	433.21
1153	694	DX330	SLE_NL	Min	36847.74	11096.29	9202.94	195.76	433.21
1154	695	SX343	SLU_ENV_NL	Max	-51454.15	-15478.32	9757.16	186.19	-435.24
1154	695	SX356	SLU_ENV_NL	Max	-55007.52	-16460.19	7436.38	-604.17	-435.24
1154	695	DX356	SLU_ENV_NL	Max	49787.43	14894.11	7376.35	-604.17	511.85
1154	695	DX343	SLU_ENV_NL	Max	52072.42	15663.84	9697.13	186.19	511.85
1154	695	SX343	SLU_ENV_NL	Min	-59884.40	-18014.88	-6839.94	133.67	-512.21
1154	695	SX356	SLU_ENV_NL	Min	-60712.82	-18164.29	-5472.45	-681.66	-512.21
1154	695	DX356	SLU_ENV_NL	Min	49721.97	14867.12	-5683.93	-681.66	435.42
1154	695	DX343	SLU_ENV_NL	Min	49058.50	14767.02	-7051.42	133.67	435.42
1154	695	SX343	SLE_NL	Max	-38076.07	-11453.95	7220.30	98.92	-322.07
1154	695	SX356	SLE_NL	Max	-40705.57	-12180.54	5502.92	-447.09	-322.07
1154	695	DX356	SLE_NL	Max	36842.70	11021.64	5458.50	-447.09	322.21
1154	695	DX343	SLE_NL	Max	38533.59	11591.24	7175.87	98.92	322.21
1154	695	SX343	SLE_NL	Min	-38076.07	-11453.95	7220.30	98.92	-322.07
1154	695	SX356	SLE_NL	Min	-40705.57	-12180.54	5502.92	-447.09	-322.07
1154	695	DX356	SLE_NL	Min	36842.70	11021.64	5458.50	-447.09	322.21
1154	695	DX343	SLE_NL	Min	38533.59	11591.24	7175.87	98.92	322.21
1155	696	SX356	SLU_ENV_NL	Max	-55155.29	-16579.33	4523.31	95.99	-338.19
1155	696	SX369	SLU_ENV_NL	Max	-52899.00	-15836.95	2531.35	-524.82	-338.19
1155	696	DX369	SLU_ENV_NL	Max	53175.97	15920.19	2716.98	-524.82	410.03
1155	696	DX356	SLU_ENV_NL	Max	49935.17	15013.15	4708.95	95.99	410.03
1155	696	SX356	SLU_ENV_NL	Min	-60889.05	-18306.39	-4416.93	47.90	-410.21
1155	696	SX369	SLU_ENV_NL	Min	-61006.31	-18262.21	-3313.17	-599.12	-410.21
1155	696	DX369	SLU_ENV_NL	Min	50975.83	15253.12	-3141.46	-599.12	337.61
1155	696	DX356	SLU_ENV_NL	Min	49898.16	15009.08	-4245.21	47.90	337.61
1155	696	SX356	SLE_NL	Max	-40814.92	-12268.71	3347.25	35.44	-250.26
1155	696	SX369	SLE_NL	Max	-39145.26	-11719.35	1873.20	-388.36	-250.26
1155	696	DX369	SLE_NL	Max	39350.22	11780.94	2010.57	-388.36	249.83
1155	696	DX356	SLE_NL	Max	36952.02	11109.73	3484.62	35.44	249.83
1155	696	SX356	SLE_NL	Min	-40814.92	-12268.71	3347.25	35.44	-250.26
1155	696	SX369	SLE_NL	Min	-39145.26	-11719.35	1873.20	-388.36	-250.26
1155	696	DX369	SLE_NL	Min	39350.22	11780.94	2010.57	-388.36	249.83
1155	696	DX356	SLE_NL	Min	36952.02	11109.73	3484.62	35.44	249.83
1156	697	SX369	SLU_ENV_NL	Max	-53005.84	-15923.30	1397.25	-22.78	-221.54
1156	697	SX382	SLU_ENV_NL	Max	-54339.15	-16280.20	790.79	-427.84	-221.54
1156	697	DX382	SLU_ENV_NL	Max	52592.44	15756.59	1746.14	-427.84	273.10
1156	697	DX369	SLU_ENV_NL	Max	53282.63	16005.93	2352.60	-22.78	273.10
1156	697	SX369	SLU_ENV_NL	Min	-61136.93	-18367.56	-2271.64	-53.72	-273.54
1156	697	SX382	SLU_ENV_NL	Min	-61562.43	-18442.25	-1539.57	-486.03	-273.54
1156	697	DX382	SLU_ENV_NL	Min	51477.25	15416.80	-1551.08	-486.03	219.91
1156	697	DX369	SLU_ENV_NL	Min	51106.40	15358.30	-2283.14	-53.72	219.91
1156	697	SX369	SLE_NL	Max	-39224.32	-11783.24	1033.97	-39.76	-163.94
1156	697	SX382	SLE_NL	Max	-40210.97	-12047.35	585.18	-316.60	-163.94
1156	697	DX382	SLE_NL	Max	38918.40	11659.88	1292.14	-316.60	162.74
1156	697	DX369	SLE_NL	Max	39429.15	11844.39	1740.93	-39.76	162.74
1156	697	SX369	SLE_NL	Min	-39224.32	-11783.24	1033.97	-39.76	-163.94
1156	697	SX382	SLE_NL	Min	-40210.97	-12047.35	585.18	-316.60	-163.94
1156	697	DX382	SLE_NL	Min	38918.40	11659.88	1292.14	-316.60	162.74
1156	697	DX369	SLE_NL	Min	39429.15	11844.39	1740.93	-39.76	162.74
1157	698	SX382	SLU_ENV_NL	Max	-54407.67	-16335.57	1069.53	-107.73	-137.44
1157	698	SX396	SLU_ENV_NL	Max	-54513.59	-16340.80	738.25	-358.84	-137.44
1157	698	DX395	SLU_ENV_NL	Max	52955.71	15873.38	706.82	-358.84	175.40
1157	698	DX382	SLU_ENV_NL	Max	52660.84	15811.58	1038.09	-107.73	175.40
1157	698	SX382	SLU_ENV_NL	Min	-61648.16	-18511.36	-862.51	-125.70	-175.14
1157	698	SX396	SLU_ENV_NL	Min	-61284.71	-18368.50	-391.08	-404.80	-175.14
1157	698	DX395	SLU_ENV_NL	Min	52437.09	15714.15	-517.47	-404.80	137.66
1157	698	DX382	SLU_ENV_NL	Min	51562.96	15485.87	-988.90	-125.70	137.66
1157	698	SX382	SLE_NL	Max	-40261.68	-12088.33	791.45	-93.02	-101.71
1157	698	SX396	SLE_NL	Max	-40340.06	-12092.19	546.31	-265.54	-101.71
1157	698	DX395	SLE_NL	Max	39187.22	11746.30	523.04	-265.54	101.87
1157	698	DX382	SLE_NL	Max	38969.02	11700.57	768.19	-93.02	101.87
1157	698	SX382	SLE_NL	Min	-40261.68	-12088.33	791.45	-93.02	-101.71
1157	698	SX396	SLE_NL	Min	-40340.06	-12092.19	546.31	-265.54	-101.71
1157	698	DX395	SLE_NL	Min	39187.22	11746.30	523.04	-265.54	101.87
1157	698	DX382	SLE_NL	Min	38969.02	11700.57	768.19	-93.02	101.87
1158	699	SX396	SLU_ENV_NL	Max	-54547.65	-16368.25	436.05	-208.53	-40.78
1158	699	SX409	SLU_ENV_NL	Max	-54651.42	-16391.47	4.50	-277.49	-40.78
1158	699	DX408	SLU_ENV_NL	Max	53004.54	15897.45	111.14	-277.49	49.49



Autorità Portuale di Taranto
Interventi per il dragaggio di 2,3 M³ di sedimenti in area Molo Polisettoriale e per la realizzazione di un primo lotto della cassa di colmata funzionale all'ampliamento del V Sporgente del Porto di Taranto

Allegati alla relazione di calcolo strutturale allineamento "BC"

Data 05/2016
Rev. B
c.d.c.: C296A
514B



1158	699	DX395	SLU_ENV_NL	Max	52989.77	15900.84	542.68	-208.53	49.49
1158	699	SX396	SLU_ENV_NL	Min	-61327.77	-18403.27	-247.97	-214.88	-50.39
1158	699	SX409	SLU_ENV_NL	Min	-61611.63	-18478.55	-402.95	-299.52	-50.39
1158	699	DX408	SLU_ENV_NL	Min	52341.75	15697.81	25.52	-299.52	40.59
1158	699	DX395	SLU_ENV_NL	Min	52480.09	15748.74	180.49	-214.88	40.59
1158	699	SX396	SLE_NL	Max	-40365.26	-12112.51	322.68	-154.31	-30.18
1158	699	SX409	SLE_NL	Max	-40442.05	-12129.69	3.33	-205.34	-30.18
1158	699	DX408	SLE_NL	Max	39223.36	11764.11	82.24	-205.34	30.04
1158	699	DX395	SLE_NL	Max	39212.43	11766.62	401.59	-154.31	30.04
1158	699	SX396	SLE_NL	Min	-40365.26	-12112.51	322.68	-154.31	-30.18
1158	699	SX409	SLE_NL	Min	-40442.05	-12129.69	3.33	-205.34	-30.18
1158	699	DX408	SLE_NL	Min	39223.36	11764.11	82.24	-205.34	30.04
1158	699	DX395	SLE_NL	Min	39212.43	11766.62	401.59	-154.31	30.04
1177	700	SX243	SLU_ENV_NL	Max	-48292.04	-14166.83	16368.89	2357.95	-2314.60
1177	700	SX230	SLU_ENV_NL	Max	-47655.69	-14617.49	14279.95	-1709.90	-2314.60
1177	700	DX230	SLU_ENV_NL	Max	38734.49	11941.29	11833.12	-1709.90	2472.90
1177	700	DX243	SLU_ENV_NL	Max	43755.22	12805.62	13922.05	2357.95	2472.90
1177	700	SX243	SLU_ENV_NL	Min	-53982.18	-15851.43	-28225.46	2213.65	-2475.18
1177	700	SX230	SLU_ENV_NL	Min	-50986.01	-15639.03	-27585.70	-1835.34	-2475.18
1177	700	DX230	SLU_ENV_NL	Min	38548.83	11907.27	-28134.16	-1835.34	2315.19
1177	700	DX243	SLU_ENV_NL	Min	41598.65	12136.98	-28773.92	2213.65	2315.19
1177	700	SX243	SLE_NL	Max	-35736.11	-10483.45	-20886.84	1638.10	-1712.81
1177	700	SX230	SLE_NL	Max	-35265.21	-10816.95	-20413.42	-1265.33	-1712.81
1177	700	DX230	SLE_NL	Max	28663.52	8836.55	-20819.28	-1265.33	1713.24
1177	700	DX243	SLE_NL	Max	32378.87	9476.16	-21292.70	1638.10	1713.24
1177	700	SX243	SLE_NL	Min	-35736.11	-10483.45	-20886.84	1638.10	-1712.81
1177	700	SX230	SLE_NL	Min	-35265.21	-10816.95	-20413.42	-1265.33	-1712.81
1177	700	DX230	SLE_NL	Min	28663.52	8836.55	-20819.28	-1265.33	1713.24
1177	700	DX243	SLE_NL	Min	32378.87	9476.16	-21292.70	1638.10	1713.24
1178	701	SX230	SLU_ENV_NL	Max	-46531.31	-13604.62	11054.61	2556.76	-2559.23
1178	701	SX217	SLU_ENV_NL	Max	-41925.56	-12932.44	8581.31	-1939.85	-2559.23
1178	701	DX217	SLU_ENV_NL	Max	35962.45	11143.34	7607.66	-1939.85	2737.34
1178	701	DX230	SLU_ENV_NL	Max	37610.11	10928.43	10080.97	2556.76	2737.34
1178	701	SX230	SLU_ENV_NL	Min	-49783.48	-14555.42	-27994.35	2397.28	-2738.38
1178	701	SX217	SLU_ENV_NL	Min	-46077.75	-14202.95	-26904.83	-2083.69	-2738.38
1178	701	DX217	SLU_ENV_NL	Min	34361.61	10687.84	-25506.18	-2083.69	2558.59
1178	701	DX230	SLU_ENV_NL	Min	37346.59	10824.62	-26595.69	2397.28	2558.59
1178	701	SX230	SLE_NL	Max	-34433.17	-10067.42	-20715.82	1773.99	-1893.83
1178	701	SX217	SLE_NL	Max	-31024.92	-9570.01	-19909.58	-1435.49	-1893.83
1178	701	DX217	SLE_NL	Max	26612.22	8246.07	-18874.57	-1435.49	1893.36
1178	701	DX230	SLE_NL	Max	27831.48	8087.04	-19680.81	1773.99	1893.36
1178	701	SX230	SLE_NL	Min	-34433.17	-10067.42	-20715.82	1773.99	-1893.83
1178	701	SX217	SLE_NL	Min	-31024.92	-9570.01	-19909.58	-1435.49	-1893.83
1178	701	DX217	SLE_NL	Min	26612.22	8246.07	-18874.57	-1435.49	1893.36
1178	701	DX230	SLE_NL	Min	27831.48	8087.04	-19680.81	1773.99	1893.36
1179	702	SX217	SLU_ENV_NL	Max	-40623.63	-11759.73	6091.96	3003.10	-3083.91
1179	702	SX204	SLU_ENV_NL	Max	-39466.74	-12267.38	3349.67	-2412.22	-3083.91
1179	702	DX204	SLU_ENV_NL	Max	28522.47	9013.97	1853.47	-2412.22	3298.54
1179	702	DX217	SLU_ENV_NL	Max	34660.45	9970.38	4595.76	3003.10	3298.54
1179	702	SX217	SLU_ENV_NL	Min	-44685.16	-12948.40	-24927.59	2816.01	-3298.25
1179	702	SX204	SLU_ENV_NL	Min	-41071.24	-12778.52	-23699.45	-2587.40	-3298.25
1179	702	DX204	SLU_ENV_NL	Min	28279.15	8911.50	-24357.16	-2587.40	3085.40
1179	702	DX217	SLU_ENV_NL	Min	32969.08	9433.50	-25585.30	2816.01	3085.40
1179	702	SX217	SLE_NL	Max	-30061.49	-8702.20	-18446.42	2083.85	-2282.09
1179	702	SX204	SLE_NL	Max	-29205.38	-9077.86	-17537.60	-1785.04	-2282.09
1179	702	DX204	SLE_NL	Max	20926.57	6594.51	-18024.30	-1785.04	2283.19
1179	702	DX217	SLE_NL	Max	25648.73	7378.08	-18933.12	2083.85	2283.19
1179	702	SX217	SLE_NL	Min	-30061.49	-8702.20	-18446.42	2083.85	-2282.09
1179	702	SX204	SLE_NL	Min	-29205.38	-9077.86	-17537.60	-1785.04	-2282.09
1179	702	DX204	SLE_NL	Min	20926.57	6594.51	-18024.30	-1785.04	2283.19
1179	702	DX217	SLE_NL	Min	25648.73	7378.08	-18933.12	2083.85	2283.19
1180	703	SX204	SLU_ENV_NL	Max	-38010.77	-10955.71	343.11	3107.32	-3227.50
1180	703	SX191	SLU_ENV_NL	Max	-31536.96	-9908.61	-324.28	-2562.21	-3227.50
1180	703	DX191	SLU_ENV_NL	Max	25412.86	8070.71	-2900.77	-2562.21	3456.79
1180	703	DX204	SLU_ENV_NL	Max	26963.69	7610.29	-2233.38	3107.32	3456.79
1180	703	SX204	SLU_ENV_NL	Min	-39512.04	-11373.46	-24129.57	2906.02	-3461.75
1180	703	SX191	SLU_ENV_NL	Min	-34482.32	-10824.84	-20850.80	-2755.85	-3461.75
1180	703	DX191	SLU_ENV_NL	Min	23539.75	7540.74	-19642.08	-2755.85	3225.00
1180	703	DX204	SLU_ENV_NL	Min	26823.28	7600.13	-22920.84	2906.02	3225.00
1180	703	SX204	SLE_NL	Max	-28127.97	-8107.22	-17855.88	2150.45	-2388.35
1180	703	SX191	SLE_NL	Max	-23337.35	-7332.37	-15429.59	-1896.03	-2388.35
1180	703	DX191	SLE_NL	Max	18805.52	5972.32	-14535.14	-1896.03	2386.50
1180	703	DX204	SLE_NL	Max	19849.22	5624.10	-16961.42	2150.45	2386.50
1180	703	SX204	SLE_NL	Min	-28127.97	-8107.22	-17855.88	2150.45	-2388.35
1180	703	SX191	SLE_NL	Min	-23337.35	-7332.37	-15429.59	-1896.03	-2388.35
1180	703	DX191	SLE_NL	Min	18805.52	5972.32	-14535.14	-1896.03	2386.50
1180	703	DX204	SLE_NL	Min	19849.22	5624.10	-16961.42	2150.45	2386.50
1185	704	SX413	SLU_ENV_NL	Max	-54651.33	-16391.44	402.52	299.61	-40.78
1185	704	SX400	SLU_ENV_NL	Max	-54547.58	-16368.23	253.26	214.94	-40.78
1185	704	DX399	SLU_ENV_NL	Max	52989.66	15900.81	-173.61	214.94	49.51
1185	704	DX412	SLU_ENV_NL	Max	53004.47	15897.43	-24.35	299.61	49.51



Autorità Portuale di Taranto
Interventi per il dragaggio di 2,3 M³ di sedimenti in area Molo Polisettoriale e per la realizzazione di un primo lotto della cassa di colmata funzionale all'ampliamento del V Sporgente del Porto di Taranto

Allegati alla relazione di calcolo strutturale allineamento "BC"

Data 05/2016
Rev. B
c.d.c.: C296A
514B



1185	704	SX413	SLU_ENV_NL	Min	-61613.60	-18479.14	-4.52	277.49	-50.40
1185	704	SX400	SLU_ENV_NL	Min	-61331.57	-18404.41	-436.07	208.53	-50.40
1185	704	DX399	SLU_ENV_NL	Min	52510.74	15757.94	-542.67	208.53	40.59
1185	704	DX412	SLU_ENV_NL	Min	52374.26	15707.56	-111.12	277.49	40.59
1185	704	SX413	SLE_NL	Max	-40441.98	-12129.67	-3.34	205.34	-30.18
1185	704	SX400	SLE_NL	Max	-40365.21	-12112.49	-322.69	154.31	-30.18
1185	704	DX399	SLE_NL	Max	39212.35	11766.60	-401.58	154.31	30.04
1185	704	DX412	SLE_NL	Max	39223.31	11764.10	-82.23	205.34	30.04
1185	704	SX413	SLE_NL	Min	-40441.98	-12129.67	-3.34	205.34	-30.18
1185	704	SX400	SLE_NL	Min	-40365.21	-12112.49	-322.69	154.31	-30.18
1185	704	DX399	SLE_NL	Min	39212.35	11766.60	-401.58	154.31	30.04
1185	704	DX412	SLE_NL	Min	39223.31	11764.10	-82.23	205.34	30.04
1186	705	SX400	SLU_ENV_NL	Max	-54513.52	-16340.78	400.13	404.97	-137.45
1186	705	SX386	SLU_ENV_NL	Max	-54407.55	-16335.54	874.98	125.69	-137.45
1186	705	DX386	SLU_ENV_NL	Max	52660.78	15811.56	1000.33	125.69	175.51
1186	705	DX399	SLU_ENV_NL	Max	52955.60	15873.35	525.48	404.97	175.51
1186	705	SX400	SLU_ENV_NL	Min	-61288.48	-18369.62	-738.22	358.84	-175.25
1186	705	SX386	SLU_ENV_NL	Min	-61650.69	-18512.13	-1069.50	107.71	-175.25
1186	705	DX386	SLU_ENV_NL	Min	51594.50	15495.34	-1038.13	107.71	137.67
1186	705	DX399	SLU_ENV_NL	Min	52467.70	15723.32	-706.85	358.84	137.67
1186	705	SX400	SLE_NL	Max	-40340.00	-12092.18	-546.29	265.54	-101.71
1186	705	SX386	SLE_NL	Max	-40261.59	-12088.30	-791.43	93.01	-101.71
1186	705	DX386	SLE_NL	Max	38968.98	11700.56	-768.21	93.01	101.87
1186	705	DX399	SLE_NL	Max	39187.15	11746.28	-523.07	265.54	101.87
1186	705	SX400	SLE_NL	Min	-40340.00	-12092.18	-546.29	265.54	-101.71
1186	705	SX386	SLE_NL	Min	-40261.59	-12088.30	-791.43	93.01	-101.71
1186	705	DX386	SLE_NL	Min	38968.98	11700.56	-768.21	93.01	101.87
1186	705	DX399	SLE_NL	Min	39187.15	11746.28	-523.07	265.54	101.87
1187	706	SX386	SLU_ENV_NL	Max	-54339.03	-16280.16	1554.48	486.23	-221.55
1187	706	SX373	SLU_ENV_NL	Max	-53005.83	-15923.30	2290.29	53.72	-221.55
1187	706	DX373	SLU_ENV_NL	Max	53282.43	16005.87	2302.25	53.72	273.25
1187	706	DX386	SLU_ENV_NL	Max	52592.37	15756.57	1566.45	486.23	273.25
1187	706	SX386	SLU_ENV_NL	Min	-61564.91	-18442.98	-790.86	427.84	-273.68
1187	706	SX373	SLU_ENV_NL	Min	-61139.68	-18368.40	-1397.33	22.73	-273.68
1187	706	DX373	SLU_ENV_NL	Min	51137.18	15367.54	-2352.54	22.73	219.92
1187	706	DX386	SLU_ENV_NL	Min	51508.73	15426.23	-1746.08	427.84	219.92
1187	706	SX386	SLE_NL	Max	-40210.88	-12047.32	-585.24	316.60	-163.95
1187	706	SX373	SLE_NL	Max	-39224.31	-11783.24	-1034.02	39.75	-163.95
1187	706	DX373	SLE_NL	Max	39429.00	11844.34	-1740.88	39.75	162.74
1187	706	DX386	SLE_NL	Max	38918.36	11659.86	-1292.10	316.60	162.74
1187	706	SX386	SLE_NL	Min	-40210.88	-12047.32	-585.24	316.60	-163.95
1187	706	SX373	SLE_NL	Min	-39224.31	-11783.24	-1034.02	39.75	-163.95
1187	706	DX373	SLE_NL	Min	39429.00	11844.34	-1740.88	39.75	162.74
1187	706	DX386	SLE_NL	Min	38918.36	11659.86	-1292.10	316.60	162.74
1188	707	SX373	SLU_ENV_NL	Max	-52898.99	-15836.95	3335.44	599.43	-338.20
1188	707	SX360	SLU_ENV_NL	Max	-55155.32	-16579.34	4442.83	-47.90	-338.20
1188	707	DX360	SLU_ENV_NL	Max	49934.90	15018.31	4270.55	-47.90	410.30
1188	707	DX373	SLU_ENV_NL	Max	53175.77	15920.13	3163.17	599.43	410.30
1188	707	SX373	SLU_ENV_NL	Min	-61008.98	-18262.99	-2531.35	524.82	-410.49
1188	707	SX360	SLU_ENV_NL	Min	-60890.95	-18306.99	-4523.32	-96.15	-410.49
1188	707	DX360	SLU_ENV_NL	Min	49928.82	15013.07	-4708.96	-96.15	337.62
1188	707	DX373	SLU_ENV_NL	Min	51006.53	15262.30	-2716.99	524.82	337.62
1188	707	SX373	SLE_NL	Max	-39145.25	-11719.34	-1873.20	388.37	-250.27
1188	707	SX360	SLE_NL	Max	-40814.93	-12268.71	-3347.26	-35.45	-250.27
1188	707	DX360	SLE_NL	Max	36951.83	11109.67	-3484.63	-35.45	249.84
1188	707	DX373	SLE_NL	Max	39350.07	11780.90	-2010.58	388.37	249.84
1188	707	SX373	SLE_NL	Min	-39145.25	-11719.34	-1873.20	388.37	-250.27
1188	707	SX360	SLE_NL	Min	-40814.93	-12268.71	-3347.26	-35.45	-250.27
1188	707	DX360	SLE_NL	Min	36951.83	11109.67	-3484.63	-35.45	249.84
1188	707	DX373	SLE_NL	Min	39350.07	11780.90	-2010.58	388.37	249.84
1189	708	SX360	SLU_ENV_NL	Max	-55007.54	-16460.19	5501.09	682.01	-435.24
1189	708	SX347	SLU_ENV_NL	Max	-51454.12	-15478.31	6872.27	-133.68	-435.24
1189	708	DX347	SLU_ENV_NL	Max	52072.18	15663.77	7083.91	-133.68	512.18
1189	708	DX360	SLU_ENV_NL	Max	49787.16	14894.03	5712.74	682.01	512.18
1189	708	SX360	SLU_ENV_NL	Min	-60714.60	-18164.79	-7436.41	604.17	-512.54
1189	708	SX347	SLU_ENV_NL	Min	-59885.82	-18015.33	-9757.18	-186.40	-512.54
1189	708	DX347	SLU_ENV_NL	Min	49088.47	14776.04	-9697.13	-186.40	435.42
1189	708	DX360	SLU_ENV_NL	Min	49752.52	14876.26	-7376.36	604.17	435.42
1189	708	SX360	SLE_NL	Max	-40705.58	-12180.54	-5502.94	447.09	-322.08
1189	708	SX347	SLE_NL	Max	-38076.05	-11453.95	-7220.32	-98.92	-322.08
1189	708	DX347	SLE_NL	Max	38533.41	11591.19	-7175.88	-98.92	322.21
1189	708	DX360	SLE_NL	Max	36842.50	11021.58	-5458.50	447.09	322.21
1189	708	SX360	SLE_NL	Min	-40705.58	-12180.54	-5502.94	447.09	-322.08
1189	708	SX347	SLE_NL	Min	-38076.05	-11453.95	-7220.32	-98.92	-322.08
1189	708	DX347	SLE_NL	Min	38533.41	11591.19	-7175.88	-98.92	322.21
1189	708	DX360	SLE_NL	Min	36842.50	11021.58	-5458.50	447.09	322.21
1190	709	SX347	SLU_ENV_NL	Max	-51259.26	-15321.41	8871.25	812.75	-584.07
1190	709	SX334	SLU_ENV_NL	Max	-51638.62	-15547.96	10441.96	-264.54	-584.07
1190	709	DX334	SLU_ENV_NL	Max	49794.10	14994.94	9719.96	-264.54	671.99
1190	709	DX347	SLU_ENV_NL	Max	51877.19	15506.44	8149.25	812.75	671.99
1190	709	SX347	SLU_ENV_NL	Min	-59659.36	-17832.67	-11501.86	726.56	-672.91



Autorità Portuale di Taranto
Interventi per il dragaggio di 2,3 M³ di sedimenti in area Molo Polisettoriale e per la realizzazione di un primo lotto della cassa di colmata funzionale all'ampliamento del V Sporgente del Porto di Taranto

Allegati alla relazione di calcolo strutturale allineamento "BC"

Data 05/2016
Rev. B
c.d.c.: C296A
514B

1190	709	SX334	SLU_ENV_NL	Min	-59226.71	-17833.15	-13140.23	-326.99	-672.91
1190	709	DX334	SLU_ENV_NL	Min	47335.51	14265.56	-12436.49	-326.99	585.43
1190	709	DX347	SLU_ENV_NL	Min	48862.12	14593.73	-10798.12	726.56	585.43
1190	709	SX347	SLE_NL	Max	-37931.85	-11337.84	-8511.38	537.65	-432.21
1190	709	SX334	SLE_NL	Max	-38212.58	-11505.49	-9723.77	-195.76	-432.21
1190	709	DX334	SLE_NL	Max	36847.63	11096.26	-9203.00	-195.76	433.21
1190	709	DX347	SLE_NL	Max	38389.12	11474.77	-7990.61	537.65	433.21
1190	709	SX347	SLE_NL	Min	-37931.85	-11337.84	-8511.38	537.65	-432.21
1190	709	SX334	SLE_NL	Min	-38212.58	-11505.49	-9723.77	-195.76	-432.21
1190	709	DX334	SLE_NL	Min	36847.63	11096.26	-9203.00	-195.76	433.21
1190	709	DX347	SLE_NL	Min	38389.12	11474.77	-7990.61	537.65	433.21
1191	710	SX334	SLU_ENV_NL	Max	-51392.66	-15349.85	11503.95	904.71	-702.70
1191	710	SX321	SLU_ENV_NL	Max	-49757.14	-14995.08	13010.10	-369.88	-702.70
1191	710	DX321	SLU_ENV_NL	Max	49135.99	14808.76	13232.40	-369.88	787.84
1191	710	DX334	SLU_ENV_NL	Max	49548.01	14796.44	11726.25	904.71	787.84
1191	710	SX334	SLU_ENV_NL	Min	-58947.55	-17607.99	-14532.70	821.21	-788.38
1191	710	SX321	SLU_ENV_NL	Min	-57789.61	-17413.16	-16252.14	-431.07	-788.38
1191	710	DX321	SLU_ENV_NL	Min	45918.16	13851.59	-15748.35	-431.07	702.79
1191	710	DX334	SLU_ENV_NL	Min	47056.47	14040.80	-14028.91	821.21	702.79
1191	710	SX334	SLE_NL	Max	-38030.57	-11358.89	-10754.20	607.70	-520.00
1191	710	SX321	SLE_NL	Max	-36820.28	-11096.36	-12026.58	-273.71	-520.00
1191	710	DX321	SLE_NL	Max	36360.63	10958.48	-11653.78	-273.71	520.06
1191	710	DX334	SLE_NL	Max	36665.53	10949.37	-10381.39	607.70	520.06
1191	710	SX334	SLE_NL	Min	-38030.57	-11358.89	-10754.20	607.70	-520.00
1191	710	SX321	SLE_NL	Min	-36820.28	-11096.36	-12026.58	-273.71	-520.00
1191	710	DX321	SLE_NL	Min	36360.63	10958.48	-11653.78	-273.71	520.06
1191	710	DX334	SLE_NL	Min	36665.53	10949.37	-10381.39	607.70	520.06
1192	711	SX321	SLU_ENV_NL	Max	-49451.92	-14749.10	15328.63	1066.15	-894.48
1192	711	SX308	SLU_ENV_NL	Max	-48650.81	-14681.72	16855.24	-539.07	-894.48
1192	711	DX308	SLU_ENV_NL	Max	47025.47	14194.16	15469.32	-539.07	986.44
1192	711	DX321	SLU_ENV_NL	Max	48830.75	14562.71	13942.70	1066.15	986.44
1192	711	SX321	SLU_ENV_NL	Min	-57450.25	-17139.39	-17612.05	977.12	-988.18
1192	711	SX308	SLU_ENV_NL	Min	-56240.00	-16967.69	-19520.91	-607.26	-988.18
1192	711	DX308	SLU_ENV_NL	Min	43912.57	13269.02	-19694.63	-607.26	894.63
1192	711	DX321	SLU_ENV_NL	Min	45578.99	13578.45	-17785.77	977.12	894.63
1192	711	SX321	SLE_NL	Max	-36594.42	-10914.33	-13032.92	723.07	-661.91
1192	711	SX308	SLE_NL	Max	-36001.60	-10864.48	-14445.48	-398.91	-661.91
1192	711	DX308	SLE_NL	Max	34798.85	10503.68	-14574.03	-398.91	662.02
1192	711	DX321	SLE_NL	Max	36134.76	10776.40	-13161.47	723.07	662.02
1192	711	SX321	SLE_NL	Min	-36594.42	-10914.33	-13032.92	723.07	-661.91
1192	711	SX308	SLE_NL	Min	-36001.60	-10864.48	-14445.48	-398.91	-661.91
1192	711	DX308	SLE_NL	Min	34798.85	10503.68	-14574.03	-398.91	662.02
1192	711	DX321	SLE_NL	Min	36134.76	10776.40	-13161.47	723.07	662.02
1193	712	SX308	SLU_ENV_NL	Max	-48281.00	-14383.73	17242.69	1177.14	-1040.57
1193	712	SX295	SLU_ENV_NL	Max	-46353.50	-14006.62	18871.29	-671.12	-1040.57
1193	712	DX295	SLU_ENV_NL	Max	45550.31	13765.82	19513.55	-671.12	1128.59
1193	712	DX308	SLU_ENV_NL	Max	46655.60	13895.95	17884.95	1177.14	1128.59
1193	712	SX308	SLU_ENV_NL	Min	-55835.59	-16641.52	-21895.09	1093.10	-1128.72
1193	712	SX295	SLU_ENV_NL	Min	-54612.00	-16492.75	-24179.45	-735.83	-1128.72
1193	712	DX295	SLU_ENV_NL	Min	41443.40	12542.14	-23096.17	-735.83	1041.22
1193	712	DX308	SLU_ENV_NL	Min	43508.31	12943.37	-20811.81	1093.10	1041.22
1193	712	SX308	SLE_NL	Max	-35727.94	-10643.96	-16202.36	808.90	-770.02
1193	712	SX295	SLE_NL	Max	-34301.59	-10364.90	-17892.79	-496.63	-770.02
1193	712	DX295	SLE_NL	Max	33707.23	10186.71	-17091.16	-496.63	770.50
1193	712	DX308	SLE_NL	Max	34525.14	10283.00	-15400.74	808.90	770.50
1193	712	SX308	SLE_NL	Min	-35727.94	-10643.96	-16202.36	808.90	-770.02
1193	712	SX295	SLE_NL	Min	-34301.59	-10364.90	-17892.79	-496.63	-770.02
1193	712	DX295	SLE_NL	Min	33707.23	10186.71	-17091.16	-496.63	770.50
1193	712	DX308	SLE_NL	Min	34525.14	10283.00	-15400.74	808.90	770.50
1194	713	SX295	SLU_ENV_NL	Max	-45909.09	-13648.53	21448.21	1385.01	-1284.79
1194	713	SX282	SLU_ENV_NL	Max	-44699.49	-13534.05	21671.89	-887.66	-1284.79
1194	713	DX282	SLU_ENV_NL	Max	42571.37	12895.72	20903.20	-887.66	1386.07
1194	713	DX295	SLU_ENV_NL	Max	45105.81	13407.43	20679.51	1385.01	1386.07
1194	713	SX295	SLU_ENV_NL	Min	-54131.41	-16105.33	-26084.98	1290.32	-1386.47
1194	713	SX282	SLU_ENV_NL	Min	-52395.33	-15852.69	-26340.69	-964.59	-1386.47
1194	713	DX282	SLU_ENV_NL	Min	38659.85	11731.95	-26578.17	-964.59	1285.23
1194	713	DX295	SLU_ENV_NL	Min	40962.85	12154.86	-26322.47	1290.32	1285.23
1194	713	SX295	SLE_NL	Max	-33972.73	-10099.91	-19302.89	954.84	-950.74
1194	713	SX282	SLE_NL	Max	-33077.62	-10015.19	-19492.11	-656.87	-950.74
1194	713	DX282	SLE_NL	Max	31502.81	9542.83	-19667.84	-656.87	951.07
1194	713	DX295	SLE_NL	Max	33378.30	9921.50	-19478.62	954.84	951.07
1194	713	SX295	SLE_NL	Min	-33972.73	-10099.91	-19302.89	954.84	-950.74
1194	713	SX282	SLE_NL	Min	-33077.62	-10015.19	-19492.11	-656.87	-950.74
1194	713	DX282	SLE_NL	Min	31502.81	9542.83	-19667.84	-656.87	951.07
1194	713	DX295	SLE_NL	Min	33378.30	9921.50	-19478.62	954.84	951.07
1195	714	SX282	SLU_ENV_NL	Max	-55327.74	-16438.56	18892.67	1360.45	-1152.98
1195	714	SX269	SLU_ENV_NL	Max	-53425.91	-16187.53	18634.54	-676.81	-1152.98
1195	714	DX269	SLU_ENV_NL	Max	51659.56	15657.85	19485.44	-676.81	1235.83
1195	714	DX282	SLU_ENV_NL	Max	52576.39	15612.93	19743.58	1360.45	1235.83
1195	714	SX282	SLU_ENV_NL	Min	-63414.76	-18853.29	-25076.58	1278.11	-1235.05
1195	714	SX269	SLU_ENV_NL	Min	-61685.31	-18676.73	-25511.56	-733.51	-1235.05



Autorità Portuale di Taranto
Interventi per il dragaggio di 2,3 M m³ di sedimenti in area Molo Polisettoriale e per la realizzazione di un primo lotto della cassa di colmata funzionale all'ampliamento del V Sporgente del Porto di Taranto

Allegati alla relazione di calcolo strutturale allineamento "BC"

Data 05/2016
Rev. B
c.d.c.: C296A
514B



1195	714	DX269	SLU_ENV_NL	Min	47842.21	14524.01	-24294.16	-733.51	1153.82
1195	714	DX282	SLU_ENV_NL	Min	49131.89	14568.22	-23859.18	1278.11	1153.82
1195	714	SX282	SLE_NL	Max	-40942.52	-12164.54	-18556.67	945.80	-853.21
1195	714	SX269	SLE_NL	Max	-39535.17	-11978.77	-18878.56	-500.84	-853.21
1195	714	DX269	SLE_NL	Max	38228.08	11586.81	-17977.68	-500.84	853.83
1195	714	DX282	SLE_NL	Max	38906.53	11553.57	-17655.79	945.80	853.83
1195	714	SX282	SLE_NL	Min	-40942.52	-12164.54	-18556.67	945.80	-853.21
1195	714	SX269	SLE_NL	Min	-39535.17	-11978.77	-18878.56	-500.84	-853.21
1195	714	DX269	SLE_NL	Min	38228.08	11586.81	-17977.68	-500.84	853.83
1195	714	DX282	SLE_NL	Min	38906.53	11553.57	-17655.79	945.80	853.83
1196	715	SX269	SLU_ENV_NL	Max	-52799.40	-15623.32	21095.81	1717.67	-1562.27
1196	715	SX256	SLU_ENV_NL	Max	-52979.51	-16110.35	21087.93	-1036.49	-1562.27
1196	715	DX256	SLU_ENV_NL	Max	47034.18	14326.93	19303.75	-1036.49	1672.23
1196	715	DX269	SLU_ENV_NL	Max	51032.92	15093.20	19311.63	1717.67	1672.23
1196	715	SX269	SLU_ENV_NL	Min	-61014.22	-18072.06	-26975.78	1611.97	-1674.29
1196	715	SX256	SLU_ENV_NL	Min	-58569.82	-17803.15	-28259.19	-1118.37	-1674.29
1196	715	DX256	SLU_ENV_NL	Min	45526.55	13889.62	-28417.59	-1118.37	1562.92
1196	715	DX269	SLU_ENV_NL	Min	47171.23	13919.72	-27134.17	1611.97	1562.92
1196	715	SX269	SLE_NL	Max	-39071.55	-11561.25	-19962.08	1192.86	-1156.08
1196	715	SX256	SLE_NL	Max	-39204.84	-11921.66	-20911.80	-767.00	-1156.08
1196	715	DX256	SLE_NL	Max	34805.30	10601.93	-21029.01	-767.00	1156.56
1196	715	DX269	SLE_NL	Max	37764.36	11168.97	-20079.29	1192.86	1156.56
1196	715	SX269	SLE_NL	Min	-39071.55	-11561.25	-19962.08	1192.86	-1156.08
1196	715	SX256	SLE_NL	Min	-39204.84	-11921.66	-20911.80	-767.00	-1156.08
1196	715	DX256	SLE_NL	Min	34805.30	10601.93	-21029.01	-767.00	1156.56
1196	715	DX269	SLE_NL	Min	37764.36	11168.97	-20079.29	1192.86	1156.56
1197	716	SX256	SLU_ENV_NL	Max	-52195.75	-15404.45	19115.90	1944.28	-1834.70
1197	716	SX243	SLU_ENV_NL	Max	-49249.35	-15029.08	17414.18	-1283.41	-1834.70
1197	716	DX243	SLU_ENV_NL	Max	44712.63	13668.18	16856.89	-1283.41	1960.52
1197	716	DX256	SLU_ENV_NL	Max	46250.33	13620.71	18558.60	1944.28	1960.52
1197	716	SX256	SLU_ENV_NL	Min	-57731.26	-17047.42	-29468.25	1826.61	-1961.56
1197	716	SX243	SLU_ENV_NL	Min	-55005.50	-16773.61	-29465.78	-1379.52	-1961.56
1197	716	DX243	SLU_ENV_NL	Min	42621.67	13058.18	-28053.56	-1379.52	1835.13
1197	716	DX256	SLU_ENV_NL	Min	44688.25	13134.80	-28056.03	1826.61	1835.13
1197	716	SX256	SLE_NL	Max	-38624.86	-11399.29	-21806.50	1351.69	-1357.68
1197	716	SX243	SLE_NL	Max	-36444.52	-11121.52	-21804.67	-949.73	-1357.68
1197	716	DX243	SLE_NL	Max	33087.34	10114.45	-20759.63	-949.73	1357.99
1197	716	DX256	SLE_NL	Max	34225.25	10079.32	-20761.46	1351.69	1357.99
1197	716	SX256	SLE_NL	Min	-38624.86	-11399.29	-21806.50	1351.69	-1357.68
1197	716	SX243	SLE_NL	Min	-36444.52	-11121.52	-21804.67	-949.73	-1357.68
1197	716	DX243	SLE_NL	Min	33087.34	10114.45	-20759.63	-949.73	1357.99
1197	716	DX256	SLE_NL	Min	34225.25	10079.32	-20761.46	1351.69	1357.99
1202	717	SX85	SLU_ENV_NL	Max	-3130.06	-939.02	-12607.92	-8.925E-04	21.34
1202	717	SX72	SLU_ENV_NL	Max	-4036.61	-1210.98	-12801.61	24.87	21.34
1202	717	DX72	SLU_ENV_NL	Max	-4037.08	-1211.12	-10010.36	24.87	6.295E-04
1202	717	DX85	SLU_ENV_NL	Max	-3130.53	-939.16	-9816.68	-8.925E-04	6.295E-04
1202	717	SX85	SLU_ENV_NL	Min	-6143.13	-1845.90	-19999.59	-11.30	-4.039E-04
1202	717	SX72	SLU_ENV_NL	Min	-7258.75	-2174.67	-18067.31	-1.768E-03	-4.039E-04
1202	717	DX72	SLU_ENV_NL	Min	-4830.95	-1452.24	-15450.16	-1.768E-03	-21.34
1202	717	DX85	SLU_ENV_NL	Min	-3767.47	-1127.28	-17382.44	-11.30	-21.34
1202	717	SX85	SLE_NL	Max	-2316.24	-694.87	-9329.86	-6.604E-04	-2.989E-04
1202	717	SX72	SLE_NL	Max	-2987.09	-896.13	-9473.19	-1.308E-03	-2.989E-04
1202	717	DX72	SLE_NL	Max	-2987.44	-896.23	-7407.67	-1.308E-03	4.658E-04
1202	717	DX85	SLE_NL	Max	-2316.59	-694.98	-7264.34	-6.604E-04	4.658E-04
1202	717	SX85	SLE_NL	Min	-2316.24	-694.87	-9329.86	-6.604E-04	-2.989E-04
1202	717	SX72	SLE_NL	Min	-2987.09	-896.13	-9473.19	-1.308E-03	-2.989E-04
1202	717	DX72	SLE_NL	Min	-2987.44	-896.23	-7407.67	-1.308E-03	4.658E-04
1202	717	DX85	SLE_NL	Min	-2316.59	-694.98	-7264.34	-6.604E-04	4.658E-04
1203	718	SX72	SLU_ENV_NL	Max	-4036.61	-1210.98	-13232.83	-1.299E-03	22.27
1203	718	SX59	SLU_ENV_NL	Max	-6377.86	-1913.36	-12650.77	25.86	22.27
1203	718	DX59	SLU_ENV_NL	Max	-4651.50	-1398.54	-9980.83	25.86	-1.077E-05
1203	718	DX72	SLU_ENV_NL	Max	-4037.08	-1211.12	-10562.90	-1.299E-03	-1.077E-05
1203	718	SX72	SLU_ENV_NL	Min	-7268.81	-2183.73	-15765.33	-11.88	-9.020E-05
1203	718	SX59	SLU_ENV_NL	Min	-7153.84	-2143.07	-13997.56	-1.367E-03	-9.020E-05
1203	718	DX59	SLU_ENV_NL	Min	-6378.34	-1913.50	-11691.35	-1.367E-03	-22.27
1203	718	DX72	SLU_ENV_NL	Min	-4820.89	-1443.18	-13459.13	-11.88	-22.27
1203	718	SX72	SLE_NL	Max	-2987.09	-896.13	-9792.30	-9.615E-04	-6.675E-05
1203	718	SX59	SLE_NL	Max	-4719.62	-1415.89	-9361.57	-1.011E-03	-6.675E-05
1203	718	DX59	SLE_NL	Max	-4719.97	-1415.99	-7385.82	-1.011E-03	-7.969E-06
1203	718	DX72	SLE_NL	Max	-2987.44	-896.23	-7816.55	-9.615E-04	-7.969E-06
1203	718	SX72	SLE_NL	Min	-2987.09	-896.13	-9792.30	-9.615E-04	-6.675E-05
1203	718	SX59	SLE_NL	Min	-4719.62	-1415.89	-9361.57	-1.011E-03	-6.675E-05
1203	718	DX59	SLE_NL	Min	-4719.97	-1415.99	-7385.82	-1.011E-03	-7.969E-06
1203	718	DX72	SLE_NL	Min	-2987.44	-896.23	-7816.55	-9.615E-04	-7.969E-06
1204	719	SX59	SLU_ENV_NL	Max	-6377.86	-1913.36	-10381.93	-1.258E-03	23.15
1204	719	SX46	SLU_ENV_NL	Max	-5398.19	-1619.46	-9750.27	26.82	23.15
1204	719	DX46	SLU_ENV_NL	Max	-5398.66	-1619.60	-8544.25	26.82	1.424E-04
1204	719	DX59	SLU_ENV_NL	Max	-4641.02	-1389.10	-9175.91	-1.258E-03	1.424E-04
1204	719	SX59	SLU_ENV_NL	Min	-7164.32	-2152.50	-12338.26	-12.41	-3.542E-05
1204	719	SX46	SLU_ENV_NL	Min	-9289.68	-2783.70	-12544.41	-1.409E-03	-3.542E-05
1204	719	DX46	SLU_ENV_NL	Min	-6709.81	-2016.15	-10295.22	-1.409E-03	-23.15



Autorità Portuale di Taranto
Interventi per il dragaggio di 2,3 M m³ di sedimenti in area Molo Polisettoriale e per la realizzazione di un primo lotto della cassa di colmata funzionale all'ampliamento del V Sporgente del Porto di Taranto

Allegati alla relazione di calcolo strutturale allineamento "BC"

Data 05/2016
Rev. B
c.d.c.: C296A
514B



1204	719	DX59	SLU_ENV_NL	Min	-6378.34	-1913.50	-10089.06	-12.41	-23.15
1204	719	SX59	SLE_NL	Max	-4719.62	-1415.89	-7682.63	-9.311E-04	-2.621E-05
1204	719	SX46	SLE_NL	Max	-3994.66	-1198.40	-7215.20	-1.043E-03	-2.621E-05
1204	719	DX46	SLE_NL	Max	-3995.01	-1198.50	-6322.74	-1.043E-03	1.054E-04
1204	719	DX59	SLE_NL	Max	-4719.97	-1415.99	-6790.17	-9.311E-04	1.054E-04
1204	719	SX59	SLE_NL	Min	-4719.62	-1415.89	-7682.63	-9.311E-04	-2.621E-05
1204	719	SX46	SLE_NL	Min	-3994.66	-1198.40	-7215.20	-1.043E-03	-2.621E-05
1204	719	DX46	SLE_NL	Min	-3995.01	-1198.50	-6322.74	-1.043E-03	1.054E-04
1204	719	DX59	SLE_NL	Min	-4719.97	-1415.99	-6790.17	-9.311E-04	1.054E-04
1205	720	SX46	SLU_ENV_NL	Max	-5398.19	-1619.46	-10026.56	-1.952E-03	23.21
1205	720	SX33	SLU_ENV_NL	Max	-2093.04	-627.91	-9356.15	27.09	23.21
1205	720	DX33	SLU_ENV_NL	Max	-2093.51	-628.05	-8578.84	27.09	-8.434E-04
1205	720	DX46	SLU_ENV_NL	Max	-5398.66	-1619.60	-9249.25	-1.952E-03	-8.434E-04
1205	720	SX46	SLU_ENV_NL	Min	-9300.37	-2793.33	-14958.39	-12.24	6.228E-04
1205	720	SX33	SLU_ENV_NL	Min	-6233.64	-1866.88	-15924.10	-7.092E-04	6.228E-04
1205	720	DX33	SLU_ENV_NL	Min	-3575.67	-1075.92	-14422.71	-7.092E-04	-23.21
1205	720	DX46	SLU_ENV_NL	Min	-6699.12	-2006.52	-13457.00	-12.24	-23.21
1205	720	SX46	SLE_NL	Max	-3994.66	-1198.40	-7419.65	-1.444E-03	4.609E-04
1205	720	SX33	SLE_NL	Max	-1548.85	-464.65	-6923.55	-5.248E-04	4.609E-04
1205	720	DX33	SLE_NL	Max	-1549.20	-464.76	-6348.34	-5.248E-04	-6.241E-04
1205	720	DX46	SLE_NL	Max	-3995.01	-1198.50	-6844.44	-1.444E-03	-6.241E-04
1205	720	SX46	SLE_NL	Min	-3994.66	-1198.40	-7419.65	-1.444E-03	4.609E-04
1205	720	SX33	SLE_NL	Min	-1548.85	-464.65	-6923.55	-5.248E-04	4.609E-04
1205	720	DX33	SLE_NL	Min	-1549.20	-464.76	-6348.34	-5.248E-04	-6.241E-04
1205	720	DX46	SLE_NL	Min	-3995.01	-1198.50	-6844.44	-1.444E-03	-6.241E-04
1206	721	SX33	SLU_ENV_NL	Max	-2093.04	-627.91	-8746.92	-1.937E-03	22.09
1206	721	SX20	SLU_ENV_NL	Max	-7066.37	-2119.91	-6711.02	26.34	22.09
1206	721	DX20	SLU_ENV_NL	Max	-7066.84	-2120.05	-4379.18	26.34	-6.431E-04
1206	721	DX33	SLU_ENV_NL	Max	-2093.51	-628.05	-6415.07	-1.937E-03	-6.431E-04
1206	721	SX33	SLU_ENV_NL	Min	-6244.09	-1876.29	-16977.02	-11.06	8.049E-04
1206	721	SX20	SLU_ENV_NL	Min	-10589.86	-3173.89	-14289.90	-7.101E-04	8.049E-04
1206	721	DX20	SLU_ENV_NL	Min	-7857.08	-2360.18	-11771.51	-7.101E-04	-22.04
1206	721	DX33	SLU_ENV_NL	Min	-3565.23	-1066.52	-14458.63	-11.06	-22.04
1206	721	SX33	SLE_NL	Max	-1548.85	-464.66	-6472.72	-1.433E-03	5.956E-04
1206	721	SX20	SLE_NL	Max	-5229.12	-1568.73	-4966.16	-5.255E-04	5.956E-04
1206	721	DX20	SLE_NL	Max	-5229.46	-1568.84	-3240.59	-5.255E-04	-4.759E-04
1206	721	DX33	SLE_NL	Max	-1549.20	-464.76	-4747.16	-1.433E-03	-4.759E-04
1206	721	SX33	SLE_NL	Min	-1548.85	-464.66	-6472.72	-1.433E-03	5.956E-04
1206	721	SX20	SLE_NL	Min	-5229.12	-1568.73	-4966.16	-5.255E-04	5.956E-04
1206	721	DX20	SLE_NL	Min	-5229.46	-1568.84	-3240.59	-5.255E-04	-4.759E-04
1206	721	DX33	SLE_NL	Min	-1549.20	-464.76	-4747.16	-1.433E-03	-4.759E-04
1207	722	SX20	SLU_ENV_NL	Max	-7066.37	-2119.91	-3117.26	-1.439E-03	14.96
1207	722	SX7	SLU_ENV_NL	Max	-8209.02	-2462.71	-1984.51	20.38	14.96
1207	722	DX7	SLU_ENV_NL	Max	-8209.49	-2462.85	-820.46	20.38	-4.495E-05
1207	722	DX20	SLU_ENV_NL	Max	-7066.84	-2120.05	-1953.21	-1.439E-03	-4.495E-05
1207	722	SX20	SLU_ENV_NL	Min	-10598.38	-3181.60	-7289.20	-4.75	2.359E-04
1207	722	SX7	SLU_ENV_NL	Min	-11402.79	-3418.75	-4833.58	-1.201E-03	2.359E-04
1207	722	DX7	SLU_ENV_NL	Min	-8616.76	-2587.05	-3523.79	-1.201E-03	-14.70
1207	722	DX20	SLU_ENV_NL	Min	-7848.58	-2352.56	-5979.40	-4.75	-14.70
1207	722	SX20	SLE_NL	Max	-5229.12	-1568.73	-2306.77	-1.064E-03	1.746E-04
1207	722	SX7	SLE_NL	Max	-6074.68	-1822.40	-1468.54	-8.884E-04	1.746E-04
1207	722	DX7	SLE_NL	Max	-6075.02	-1822.51	-607.14	-8.884E-04	-3.326E-05
1207	722	DX20	SLE_NL	Max	-5229.46	-1568.84	-1445.37	-1.064E-03	-3.326E-05
1207	722	SX20	SLE_NL	Min	-5229.12	-1568.73	-2306.77	-1.064E-03	1.746E-04
1207	722	SX7	SLE_NL	Min	-6074.68	-1822.40	-1468.54	-8.884E-04	1.746E-04
1207	722	DX7	SLE_NL	Min	-6075.02	-1822.51	-607.14	-8.884E-04	-3.326E-05
1207	722	DX20	SLE_NL	Min	-5229.46	-1568.84	-1445.37	-1.064E-03	-3.326E-05
1208	723	SX163	SLU_ENV_NL	Max	-678.03	-203.41	-15826.63	1.11	5.72
1208	723	SX150	SLU_ENV_NL	Max	-1554.83	-466.45	-19851.47	10.80	5.72
1208	723	DX150	SLU_ENV_NL	Max	-1555.30	-466.59	-15410.37	10.80	-1.854E-03
1208	723	DX163	SLU_ENV_NL	Max	-11.32	-2.60	-8534.56	1.11	-1.854E-03
1208	723	SX163	SLU_ENV_NL	Min	-2113.90	-634.96	-19361.33	-2.936E-03	1.946E-03
1208	723	SX150	SLU_ENV_NL	Min	-6779.02	-2032.91	-26237.15	2.841E-04	1.946E-03
1208	723	DX150	SLU_ENV_NL	Min	-4662.46	-1399.53	-17010.34	2.841E-04	-5.72
1208	723	DX163	SLU_ENV_NL	Min	-678.51	-203.55	-12985.50	-2.936E-03	-5.72
1208	723	SX163	SLE_NL	Max	-501.74	-150.52	-11711.70	-2.173E-03	1.440E-03
1208	723	SX150	SLE_NL	Max	-1150.57	-345.17	-14690.09	2.102E-04	1.440E-03
1208	723	DX150	SLE_NL	Max	-1150.92	-345.28	-12587.65	2.102E-04	-1.372E-03
1208	723	DX163	SLE_NL	Max	-502.09	-150.63	-9609.27	-2.173E-03	-1.372E-03
1208	723	SX163	SLE_NL	Min	-501.74	-150.52	-11711.70	-2.173E-03	1.440E-03
1208	723	SX150	SLE_NL	Min	-1150.57	-345.17	-14690.09	2.102E-04	1.440E-03
1208	723	DX150	SLE_NL	Min	-1150.92	-345.28	-12587.65	2.102E-04	-1.372E-03
1208	723	DX163	SLE_NL	Min	-502.09	-150.63	-9609.27	-2.173E-03	-1.372E-03
1209	724	SX150	SLU_ENV_NL	Max	-1554.83	-466.45	-16253.25	-2.177E-03	8.23
1209	724	SX137	SLU_ENV_NL	Max	-1550.84	-465.25	-16977.78	13.00	8.23
1209	724	DX137	SLU_ENV_NL	Max	-1551.30	-465.39	-14604.13	13.00	-1.106E-03
1209	724	DX150	SLU_ENV_NL	Max	-1555.30	-466.59	-13879.60	-2.177E-03	-1.106E-03
1209	724	SX150	SLU_ENV_NL	Min	-6782.24	-2035.81	-23592.90	-0.95	9.359E-04
1209	724	SX137	SLU_ENV_NL	Min	-5285.34	-1584.46	-26209.50	-4.473E-04	9.359E-04
1209	724	DX137	SLU_ENV_NL	Min	-3142.22	-943.81	-18771.40	-4.473E-04	-8.23
1209	724	DX150	SLU_ENV_NL	Min	-4659.24	-1396.63	-16154.80	-0.95	-8.23



Autorità Portuale di Taranto
Interventi per il dragaggio di 2,3 M m³ di sedimenti in area Molo Polisettoriale e per la realizzazione di un primo lotto della cassa di colmata funzionale all'ampliamento del V Sporgente del Porto di Taranto

Allegati alla relazione di calcolo strutturale allineamento "BC"

Data 05/2016
Rev. B
c.d.c.: C296A
514B

1209	724	SX150	SLE_NL	Max	-1150.57	-345.17	-12027.40	-1.611E-03	6.926E-04
1209	724	SX137	SLE_NL	Max	-1147.62	-344.29	-12563.56	-3.310E-04	6.926E-04
1209	724	DX137	SLE_NL	Max	-1147.97	-344.39	-10807.06	-3.310E-04	-8.181E-04
1209	724	DX150	SLE_NL	Max	-1150.92	-345.28	-10270.91	-1.611E-03	-8.181E-04
1209	724	SX150	SLE_NL	Min	-1150.57	-345.17	-12027.40	-1.611E-03	6.926E-04
1209	724	SX137	SLE_NL	Min	-1147.62	-344.29	-12563.56	-3.310E-04	6.926E-04
1209	724	DX137	SLE_NL	Min	-1147.97	-344.39	-10807.06	-3.310E-04	-8.181E-04
1209	724	DX150	SLE_NL	Min	-1150.92	-345.28	-10270.91	-1.611E-03	-8.181E-04
1210	725	SX137	SLU_ENV_NL	Max	-1550.84	-465.25	-16222.12	-1.780E-03	12.51
1210	725	SX124	SLU_ENV_NL	Max	-1739.61	-521.88	-14972.79	16.72	12.51
1210	725	DX124	SLU_ENV_NL	Max	-1740.08	-522.02	-12805.85	16.72	-4.782E-04
1210	725	DX137	SLU_ENV_NL	Max	-1551.30	-465.39	-14055.18	-1.780E-03	-4.782E-04
1210	725	SX137	SLU_ENV_NL	Min	-5290.13	-1588.77	-26938.65	-4.48	6.433E-04
1210	725	SX124	SLU_ENV_NL	Min	-6825.82	-2046.01	-27303.72	-8.296E-04	6.433E-04
1210	725	DX124	SLU_ENV_NL	Min	-4642.56	-1394.50	-21582.22	-8.296E-04	-12.51
1210	725	DX137	SLU_ENV_NL	Min	-3137.44	-939.50	-21217.15	-4.48	-12.51
1210	725	SX137	SLE_NL	Max	-1147.62	-344.29	-12004.37	-1.317E-03	4.761E-04
1210	725	SX124	SLE_NL	Max	-1287.31	-386.19	-11079.87	-6.139E-04	4.761E-04
1210	725	DX124	SLE_NL	Max	-1287.66	-386.30	-9476.33	-6.139E-04	-3.539E-04
1210	725	DX137	SLE_NL	Max	-1147.97	-344.39	-10400.83	-1.317E-03	-3.539E-04
1210	725	SX137	SLE_NL	Min	-1147.62	-344.29	-12004.37	-1.317E-03	4.761E-04
1210	725	SX124	SLE_NL	Min	-1287.31	-386.19	-11079.87	-6.139E-04	4.761E-04
1210	725	DX124	SLE_NL	Min	-1287.66	-386.30	-9476.33	-6.139E-04	-3.539E-04
1210	725	DX137	SLE_NL	Min	-1147.97	-344.39	-10400.83	-1.317E-03	-3.539E-04
1211	726	SX124	SLU_ENV_NL	Max	-1739.61	-521.88	-14304.16	-7.802E-04	15.13
1211	726	SX111	SLU_ENV_NL	Max	-1751.17	-525.35	-13840.72	19.07	15.13
1211	726	DX111	SLU_ENV_NL	Max	-1751.63	-525.49	-11662.37	19.07	5.239E-04
1211	726	DX124	SLU_ENV_NL	Max	-1740.08	-522.02	-12125.80	-7.802E-04	5.239E-04
1211	726	SX124	SLU_ENV_NL	Min	-6832.19	-2051.75	-27305.31	-6.57	-7.148E-04
1211	726	SX111	SLU_ENV_NL	Min	-5710.82	-1711.15	-27564.39	-1.830E-03	-7.148E-04
1211	726	DX111	SLU_ENV_NL	Min	-3477.84	-1045.45	-23565.78	-1.830E-03	-15.13
1211	726	DX124	SLU_ENV_NL	Min	-4636.18	-1388.76	-23306.70	-6.57	-15.13
1211	726	SX124	SLE_NL	Max	-1287.31	-386.19	-10585.08	-5.774E-04	-5.289E-04
1211	726	SX111	SLE_NL	Max	-1295.86	-388.76	-10242.14	-1.354E-03	-5.289E-04
1211	726	DX111	SLE_NL	Max	-1296.21	-388.86	-8630.15	-1.354E-03	3.877E-04
1211	726	DX124	SLE_NL	Max	-1287.66	-386.30	-8973.09	-5.774E-04	3.877E-04
1211	726	SX124	SLE_NL	Min	-1287.31	-386.19	-10585.08	-5.774E-04	-5.289E-04
1211	726	SX111	SLE_NL	Min	-1295.86	-388.76	-10242.14	-1.354E-03	-5.289E-04
1211	726	DX111	SLE_NL	Min	-1296.21	-388.86	-8630.15	-1.354E-03	3.877E-04
1211	726	DX124	SLE_NL	Min	-1287.66	-386.30	-8973.09	-5.774E-04	3.877E-04
1212	727	SX111	SLU_ENV_NL	Max	-1751.17	-525.35	-13125.08	-5.942E-04	17.84
1212	727	SX98	SLU_ENV_NL	Max	-2494.12	-748.24	-12516.96	21.53	17.84
1212	727	DX98	SLU_ENV_NL	Max	-2494.59	-748.38	-10033.82	21.53	9.565E-04
1212	727	DX111	SLU_ENV_NL	Max	-1751.63	-525.49	-10641.95	-5.942E-04	9.565E-04
1212	727	SX111	SLU_ENV_NL	Min	-5718.43	-1718.00	-26568.29	-8.71	-7.377E-04
1212	727	SX98	SLU_ENV_NL	Min	-6629.75	-1986.45	-25501.21	-2.030E-03	-7.377E-04
1212	727	DX98	SLU_ENV_NL	Min	-4337.96	-1303.86	-22146.24	-2.030E-03	-17.84
1212	727	DX111	SLU_ENV_NL	Min	-3470.23	-1038.60	-23213.31	-8.71	-17.84
1212	727	SX111	SLE_NL	Max	-1295.86	-388.76	-9712.56	-4.397E-04	-5.459E-04
1212	727	SX98	SLE_NL	Max	-1845.65	-553.70	-9262.55	-1.502E-03	-5.459E-04
1212	727	DX98	SLE_NL	Max	-1846.00	-553.80	-7425.03	-1.502E-03	7.078E-04
1212	727	DX111	SLE_NL	Max	-1296.21	-388.86	-7875.04	-4.397E-04	7.078E-04
1212	727	SX111	SLE_NL	Min	-1295.86	-388.76	-9712.56	-4.397E-04	-5.459E-04
1212	727	SX98	SLE_NL	Min	-1845.65	-553.70	-9262.55	-1.502E-03	-5.459E-04
1212	727	DX98	SLE_NL	Min	-1846.00	-553.80	-7425.03	-1.502E-03	7.078E-04
1212	727	DX111	SLE_NL	Min	-1296.21	-388.86	-7875.04	-4.397E-04	7.078E-04
1213	728	SX98	SLU_ENV_NL	Max	-2494.12	-748.24	-12281.10	-2.668E-04	19.54
1213	728	SX85	SLU_ENV_NL	Max	-3130.06	-939.02	-12198.56	23.15	19.54
1213	728	DX85	SLU_ENV_NL	Max	-3130.53	-939.16	-9514.32	23.15	1.150E-03
1213	728	DX98	SLU_ENV_NL	Max	-2494.59	-748.38	-9596.86	-2.668E-04	1.150E-03
1213	728	SX98	SLU_ENV_NL	Min	-6638.37	-1994.22	-23634.21	-9.97	-1.341E-03
1213	728	SX85	SLU_ENV_NL	Min	-6133.69	-1837.40	-22019.46	-2.377E-03	-1.341E-03
1213	728	DX85	SLU_ENV_NL	Min	-3776.90	-1135.78	-19299.82	-2.377E-03	-19.54
1213	728	DX98	SLU_ENV_NL	Min	-4329.34	-1296.09	-20914.57	-9.97	-19.54
1213	728	SX98	SLE_NL	Max	-1845.65	-553.70	-9088.01	-1.975E-04	-9.920E-04
1213	728	SX85	SLE_NL	Max	-2316.24	-694.87	-9026.93	-1.759E-03	-9.920E-04
1213	728	DX85	SLE_NL	Max	-2316.59	-694.98	-7040.60	-1.759E-03	8.507E-04
1213	728	DX98	SLE_NL	Max	-1846.00	-553.80	-7101.68	-1.975E-04	8.507E-04
1213	728	SX98	SLE_NL	Min	-1845.65	-553.70	-9088.01	-1.975E-04	-9.920E-04
1213	728	SX85	SLE_NL	Min	-2316.24	-694.87	-9026.93	-1.759E-03	-9.920E-04
1213	728	DX85	SLE_NL	Min	-2316.59	-694.98	-7040.60	-1.759E-03	8.507E-04
1213	728	DX98	SLE_NL	Min	-1846.00	-553.80	-7101.68	-1.975E-04	8.507E-04
1214	729	SX241	SLU_ENV_NL	Max	-592.38	-177.71	16789.76	1.531E-02	19.61
1214	729	SX228	SLU_ENV_NL	Max	-907.73	-272.32	14897.74	20.23	19.61
1214	729	DX228	SLU_ENV_NL	Max	-908.09	-272.42	16507.12	20.23	1.923E-02
1214	729	DX241	SLU_ENV_NL	Max	-592.70	-177.81	18399.13	1.531E-02	1.923E-02
1214	729	SX241	SLU_ENV_NL	Min	-6383.77	-1917.85	-22642.00	-13.01	-1.916E-02
1214	729	SX228	SLU_ENV_NL	Min	-6769.36	-2028.09	-21816.36	-1.723E-02	-1.916E-02
1214	729	DX228	SLU_ENV_NL	Min	-5467.95	-1643.10	-21531.83	-1.723E-02	-19.61
1214	729	DX241	SLU_ENV_NL	Min	-5130.28	-1536.37	-22357.47	-13.01	-19.61
1214	729	SX241	SLE_NL	Max	-438.38	-131.51	-16755.08	1.133E-02	-1.418E-02



Autorità Portuale di Taranto
Interventi per il dragaggio di 2,3 M m³ di sedimenti in area Molo Polisettoriale e per la realizzazione di un primo lotto della cassa di colmata funzionale all'ampliamento del V Sporgente del Porto di Taranto

Allegati alla relazione di calcolo strutturale allineamento "BC"

Data 05/2016
Rev. B
c.d.c.: C296A
514B



1214	729	SX228	SLE_NL	Max	-671.72	-201.52	-16144.11	-1.275E-02	-1.418E-02
1214	729	DX228	SLE_NL	Max	-671.99	-201.59	-15933.55	-1.275E-02	1.423E-02
1214	729	DX241	SLE_NL	Max	-438.60	-131.58	-16544.53	1.133E-02	1.423E-02
1214	729	SX241	SLE_NL	Min	-438.36	-131.51	-16755.08	1.133E-02	-1.418E-02
1214	729	SX228	SLE_NL	Min	-671.72	-201.52	-16144.11	-1.275E-02	-1.418E-02
1214	729	DX228	SLE_NL	Min	-671.99	-201.59	-15933.55	-1.275E-02	1.423E-02
1214	729	DX241	SLE_NL	Min	-438.60	-131.58	-16544.53	1.133E-02	1.423E-02
1215	730	SX228	SLU_ENV_NL	Max	-907.72	-272.31	12539.66	1.121E-02	24.76
1215	730	SX215	SLU_ENV_NL	Max	-1557.99	-467.40	10224.26	24.80	24.76
1215	730	DX215	SLU_ENV_NL	Max	-1558.40	-467.52	11968.29	24.80	1.445E-02
1215	730	DX228	SLU_ENV_NL	Max	-908.10	-272.43	14283.70	1.121E-02	1.445E-02
1215	730	SX228	SLU_ENV_NL	Min	-6779.60	-2037.31	-21246.76	-17.16	-1.464E-02
1215	730	SX215	SLU_ENV_NL	Min	-7728.47	-2315.11	-19999.72	-1.345E-02	-1.464E-02
1215	730	DX215	SLU_ENV_NL	Min	-6346.08	-1907.26	-19406.90	-1.345E-02	-24.76
1215	730	DX228	SLU_ENV_NL	Min	-5457.71	-1633.88	-20653.93	-17.16	-24.76
1215	730	SX228	SLE_NL	Max	-671.71	-201.51	-15722.60	8.294E-03	-1.083E-02
1215	730	SX215	SLE_NL	Max	-1152.91	-345.87	-14799.80	-9.952E-03	-1.083E-02
1215	730	DX215	SLE_NL	Max	-1153.22	-345.96	-14361.11	-9.952E-03	1.070E-02
1215	730	DX228	SLE_NL	Max	-671.99	-201.60	-15283.91	8.294E-03	1.070E-02
1215	730	SX228	SLE_NL	Min	-671.71	-201.51	-15722.60	8.294E-03	-1.083E-02
1215	730	SX215	SLE_NL	Min	-1152.91	-345.87	-14799.80	-9.952E-03	-1.083E-02
1215	730	DX215	SLE_NL	Min	-1153.22	-345.96	-14361.11	-9.952E-03	1.070E-02
1215	730	DX228	SLE_NL	Min	-671.99	-201.60	-15283.91	8.294E-03	1.070E-02
1216	731	SX215	SLU_ENV_NL	Max	-1557.98	-467.39	7131.55	7.852E-03	33.84
1216	731	SX202	SLU_ENV_NL	Max	-1545.08	-463.53	4797.11	32.77	33.84
1216	731	DX202	SLU_ENV_NL	Max	-1545.53	-463.66	7360.01	32.77	1.079E-02
1216	731	DX215	SLU_ENV_NL	Max	-1558.41	-467.52	9694.45	7.852E-03	1.079E-02
1216	731	SX215	SLU_ENV_NL	Min	-7741.99	-2327.29	-18938.32	-24.58	-1.067E-02
1216	731	SX202	SLU_ENV_NL	Min	-7912.93	-2369.19	-17401.97	-1.033E-02	-1.067E-02
1216	731	DX202	SLU_ENV_NL	Min	-6420.82	-1930.93	-17028.23	-1.033E-02	-33.84
1216	731	DX215	SLU_ENV_NL	Min	-6332.56	-1895.08	-18564.58	-24.58	-33.84
1216	731	SX215	SLE_NL	Max	-1152.91	-345.87	-14014.36	5.811E-03	-7.896E-03
1216	731	SX202	SLE_NL	Max	-1143.36	-343.01	-12877.46	-7.646E-03	-7.896E-03
1216	731	DX202	SLE_NL	Max	-1143.69	-343.11	-12600.89	-7.646E-03	7.982E-03
1216	731	DX215	SLE_NL	Max	-1153.22	-345.97	-13737.79	5.811E-03	7.982E-03
1216	731	SX215	SLE_NL	Min	-1152.91	-345.87	-14014.36	5.811E-03	-7.896E-03
1216	731	SX202	SLE_NL	Min	-1143.36	-343.01	-12877.46	-7.646E-03	-7.896E-03
1216	731	DX202	SLE_NL	Min	-1143.69	-343.11	-12600.89	-7.646E-03	7.982E-03
1216	731	DX215	SLE_NL	Min	-1153.22	-345.97	-13737.79	5.811E-03	7.982E-03
1217	732	SX202	SLU_ENV_NL	Max	-1545.08	-463.52	2520.86	3.075E-03	42.93
1217	732	SX189	SLU_ENV_NL	Max	-1893.55	-568.07	-535.67	40.85	42.93
1217	732	DX189	SLU_ENV_NL	Max	-1894.02	-568.21	1390.21	40.85	5.118E-03
1217	732	DX202	SLU_ENV_NL	Max	-1545.54	-463.66	4446.74	3.075E-03	5.118E-03
1217	732	SX202	SLU_ENV_NL	Min	-7930.64	-2385.14	-16440.20	-31.93	-5.243E-03
1217	732	SX189	SLU_ENV_NL	Min	-8058.57	-2411.62	-15152.28	-5.706E-03	-5.243E-03
1217	732	DX189	SLU_ENV_NL	Min	-6426.11	-1933.78	-14153.68	-5.706E-03	-42.94
1217	732	DX202	SLU_ENV_NL	Min	-6403.10	-1914.98	-15441.61	-31.93	-42.94
1217	732	SX202	SLE_NL	Max	-1143.36	-343.01	-12165.75	2.275E-03	-3.880E-03
1217	732	SX189	SLE_NL	Max	-1401.23	-420.37	-11212.68	-4.222E-03	-3.880E-03
1217	732	DX189	SLE_NL	Max	-1401.58	-420.47	-10473.72	-4.222E-03	3.787E-03
1217	732	DX202	SLE_NL	Max	-1143.70	-343.11	-11426.79	2.275E-03	3.787E-03
1217	732	SX202	SLE_NL	Min	-1143.36	-343.01	-12165.75	2.275E-03	-3.880E-03
1217	732	SX189	SLE_NL	Min	-1401.23	-420.37	-11212.68	-4.222E-03	-3.880E-03
1217	732	DX189	SLE_NL	Min	-1401.58	-420.47	-10473.72	-4.222E-03	3.787E-03
1217	732	DX202	SLE_NL	Min	-1143.70	-343.11	-11426.79	2.275E-03	3.787E-03
1218	733	SX189	SLU_ENV_NL	Max	-1893.55	-568.06	-3966.56	5.558E-04	58.28
1218	733	SX176	SLU_ENV_NL	Max	-2682.17	-804.65	-4681.01	54.33	58.28
1218	733	DX176	SLU_ENV_NL	Max	-2682.65	-804.80	-1632.89	54.33	2.321E-03
1218	733	DX189	SLU_ENV_NL	Max	-1894.02	-568.21	-918.43	5.558E-04	2.321E-03
1218	733	SX189	SLU_ENV_NL	Min	-8081.92	-2432.66	-13527.66	-44.45	-2.179E-03
1218	733	SX176	SLU_ENV_NL	Min	-11076.76	-3314.95	-10951.09	-3.258E-03	-2.179E-03
1218	733	DX176	SLU_ENV_NL	Min	-9255.16	-2784.63	-10594.20	-3.258E-03	-58.28
1218	733	DX189	SLU_ENV_NL	Min	-6402.75	-1912.75	-13170.78	-44.45	-58.28
1218	733	SX189	SLE_NL	Max	-1401.23	-420.37	-10010.47	4.113E-04	-1.613E-03
1218	733	SX176	SLE_NL	Max	-1984.81	-595.44	-8103.81	-2.411E-03	-1.613E-03
1218	733	DX176	SLE_NL	Max	-1985.16	-595.55	-7839.71	-2.411E-03	1.717E-03
1218	733	DX189	SLE_NL	Max	-1401.58	-420.47	-9746.37	4.113E-04	1.717E-03
1218	733	SX189	SLE_NL	Min	-1401.23	-420.37	-10010.47	4.113E-04	-1.613E-03
1218	733	SX176	SLE_NL	Min	-1984.81	-595.44	-8103.81	-2.411E-03	-1.613E-03
1218	733	DX176	SLE_NL	Min	-1985.16	-595.55	-7839.71	-2.411E-03	1.717E-03
1218	733	DX189	SLE_NL	Min	-1401.58	-420.47	-9746.37	4.113E-04	1.717E-03
1219	734	SX176	SLU_ENV_NL	Max	-2682.17	-804.65	-4964.69	-3.707E-03	74.69
1219	734	SX163	SLU_ENV_NL	Max	-678.03	-203.41	-7347.66	68.87	74.69
1219	734	DX163	SLU_ENV_NL	Max	-29.87	-19.31	-9568.59	68.87	-2.688E-03
1219	734	DX176	SLU_ENV_NL	Max	-2682.65	-804.80	-9434.94	-3.707E-03	-2.688E-03
1219	734	SX176	SLU_ENV_NL	Min	-11107.43	-3342.58	-9820.66	-57.72	2.878E-03
1219	734	SX163	SLU_ENV_NL	Min	-2095.35	-618.25	-9954.32	1.010E-03	2.878E-03
1219	734	DX163	SLU_ENV_NL	Min	-678.51	-203.55	-12878.02	1.010E-03	-74.70
1219	734	DX176	SLU_ENV_NL	Min	-9224.48	-2756.99	-10495.05	-57.72	-74.70
1219	734	SX176	SLE_NL	Max	-1984.81	-595.44	-7267.29	-2.743E-03	2.130E-03
1219	734	SX163	SLE_NL	Max	-501.74	-150.52	-7366.20	7.475E-04	2.130E-03



Autorità Portuale di Taranto
Interventi per il dragaggio di 2,3 M³ di sedimenti in area Molo Polisettoriale e per la realizzazione di un primo lotto della cassa di colmata funzionale all'ampliamento del V Sporgente del Porto di Taranto

Allegati alla relazione di calcolo strutturale allineamento "BC"

Data 05/2016
Rev. B
c.d.c.: C296A
514B



1219	734	DX163	SLE_NL	Max	-502.09	-150.63	-7080.76	7.475E-04	-1.989E-03
1219	734	DX176	SLE_NL	Max	-1985.16	-595.55	-6981.85	-2.743E-03	-1.989E-03
1219	734	SX176	SLE_NL	Min	-1984.81	-595.44	-7267.29	-2.743E-03	2.130E-03
1219	734	SX163	SLE_NL	Min	-501.74	-150.52	-7366.20	7.475E-04	2.130E-03
1219	734	DX163	SLE_NL	Min	-502.09	-150.63	-7080.76	7.475E-04	-1.989E-03
1219	734	DX176	SLE_NL	Min	-1985.16	-595.55	-6981.85	-2.743E-03	-1.989E-03
1222	735	SX411	SLU_ENV_NL	Max	40.91	12.27	126.11	1.74	8.489E-02
1222	735	SX398	SLU_ENV_NL	Max	-103.28	-30.98	207.94	1.89	8.489E-02
1222	735	DX397	SLU_ENV_NL	Max	-50.13	-15.05	227.22	1.89	-1.420E-03
1222	735	DX410	SLU_ENV_NL	Max	350.56	105.17	145.39	1.74	-1.420E-03
1222	735	SX411	SLU_ENV_NL	Min	-452.56	-135.78	71.67	-1.074E-03	1.428E-03
1222	735	SX398	SLU_ENV_NL	Min	-853.49	-256.04	-46.44	1.340E-03	1.428E-03
1222	735	DX397	SLU_ENV_NL	Min	-103.22	-30.97	-42.98	1.340E-03	-8.565E-02
1222	735	DX410	SLU_ENV_NL	Min	40.96	12.29	75.13	-1.074E-03	-8.565E-02
1222	735	SX411	SLE_NL	Max	30.27	9.08	53.03	-7.947E-04	1.057E-03
1222	735	SX398	SLE_NL	Max	-76.43	-22.93	-34.37	9.915E-04	1.057E-03
1222	735	DX397	SLE_NL	Max	-76.38	-22.92	-31.80	9.915E-04	-1.051E-03
1222	735	DX410	SLE_NL	Max	30.31	9.09	55.60	-7.947E-04	-1.051E-03
1222	735	SX411	SLE_NL	Min	30.27	9.08	53.03	-7.947E-04	1.057E-03
1222	735	SX398	SLE_NL	Min	-76.43	-22.93	-34.37	9.915E-04	1.057E-03
1222	735	DX397	SLE_NL	Min	-76.38	-22.92	-31.80	9.915E-04	-1.051E-03
1222	735	DX410	SLE_NL	Min	30.31	9.09	55.60	-7.947E-04	-1.051E-03
1223	736	SX398	SLU_ENV_NL	Max	-103.28	-30.99	632.29	1.21	0.72
1223	736	SX384	SLU_ENV_NL	Max	47.95	14.39	1230.20	2.43	0.72
1223	736	DX384	SLU_ENV_NL	Max	48.03	14.41	1188.89	2.43	-4.288E-03
1223	736	DX397	SLU_ENV_NL	Max	-49.98	-14.92	590.98	1.21	-4.288E-03
1223	736	SX398	SLU_ENV_NL	Min	-853.65	-256.16	-110.47	-3.474E-03	4.281E-03
1223	736	SX384	SLU_ENV_NL	Min	-1200.87	-360.19	-87.83	3.787E-03	4.281E-03
1223	736	DX384	SLU_ENV_NL	Min	-395.10	-118.60	31.00	3.787E-03	-0.72
1223	736	DX397	SLU_ENV_NL	Min	-103.22	-30.97	8.36	-3.474E-03	-0.72
1223	736	SX398	SLE_NL	Max	-76.43	-22.93	-81.75	-2.571E-03	3.168E-03
1223	736	SX384	SLE_NL	Max	35.49	10.65	-64.99	2.803E-03	3.168E-03
1223	736	DX384	SLE_NL	Max	35.54	10.66	22.94	2.803E-03	-3.173E-03
1223	736	DX397	SLE_NL	Max	-76.38	-22.91	6.18	-2.571E-03	-3.173E-03
1223	736	SX398	SLE_NL	Min	-76.43	-22.93	-81.75	-2.571E-03	3.168E-03
1223	736	SX384	SLE_NL	Min	35.49	10.65	-64.99	2.803E-03	3.168E-03
1223	736	DX384	SLE_NL	Min	35.54	10.66	22.94	2.803E-03	-3.173E-03
1223	736	DX397	SLE_NL	Min	-76.38	-22.91	6.18	-2.571E-03	-3.173E-03
1224	737	SX384	SLU_ENV_NL	Max	47.95	14.39	1864.50	1.03	0.93
1224	737	SX371	SLU_ENV_NL	Max	-93.30	-27.99	2741.13	2.62	0.93
1224	737	DX371	SLU_ENV_NL	Max	-93.19	-27.96	2693.96	2.62	-7.055E-03
1224	737	DX384	SLU_ENV_NL	Max	48.03	14.41	1817.34	1.03	-7.055E-03
1224	737	SX384	SLU_ENV_NL	Min	-1201.19	-360.45	-13.57	-5.741E-03	6.975E-03
1224	737	SX371	SLU_ENV_NL	Min	-1575.74	-472.63	-280.35	6.148E-03	6.975E-03
1224	737	DX371	SLU_ENV_NL	Min	-766.61	-230.07	-260.51	6.148E-03	-0.93
1224	737	DX384	SLU_ENV_NL	Min	-394.78	-118.34	6.27	-5.741E-03	-0.93
1224	737	SX384	SLE_NL	Max	35.48	10.64	-10.04	-4.248E-03	5.161E-03
1224	737	SX371	SLE_NL	Max	-69.04	-20.71	-207.46	4.550E-03	5.161E-03
1224	737	DX371	SLE_NL	Max	-68.96	-20.69	-192.78	4.550E-03	-5.221E-03
1224	737	DX384	SLE_NL	Max	35.54	10.66	4.64	-4.248E-03	-5.221E-03
1224	737	SX384	SLE_NL	Min	35.48	10.64	-10.04	-4.248E-03	5.161E-03
1224	737	SX371	SLE_NL	Min	-69.04	-20.71	-207.46	4.550E-03	5.161E-03
1224	737	DX371	SLE_NL	Min	-68.96	-20.69	-192.78	4.550E-03	-5.221E-03
1224	737	DX384	SLE_NL	Min	35.54	10.66	4.64	-4.248E-03	-5.221E-03
1225	738	SX371	SLU_ENV_NL	Max	-93.30	-27.99	3767.81	0.44	1.65
1225	738	SX358	SLU_ENV_NL	Max	-1940.45	-581.97	4983.77	3.23	1.65
1225	738	DX358	SLU_ENV_NL	Max	-1125.53	-337.82	4803.45	3.23	-6.916E-03
1225	738	DX371	SLU_ENV_NL	Max	-93.19	-27.96	3587.48	0.44	-6.916E-03
1225	738	SX371	SLU_ENV_NL	Min	-1576.24	-473.03	-1113.98	-5.537E-03	6.768E-03
1225	738	SX358	SLU_ENV_NL	Min	-2925.25	-877.57	-2642.05	6.059E-03	6.768E-03
1225	738	DX358	SLU_ENV_NL	Min	-2925.12	-877.54	-2082.20	6.059E-03	-1.65
1225	738	DX371	SLU_ENV_NL	Min	-766.12	-229.68	-554.13	-5.537E-03	-1.65
1225	738	SX371	SLE_NL	Max	-69.04	-20.71	-824.35	-4.097E-03	5.009E-03
1225	738	SX358	SLE_NL	Max	-2164.68	-649.41	-1955.11	4.484E-03	5.009E-03
1225	738	DX358	SLE_NL	Max	-2164.59	-649.38	-1540.83	4.484E-03	-5.118E-03
1225	738	DX371	SLE_NL	Max	-68.96	-20.69	-410.06	-4.097E-03	-5.118E-03
1225	738	SX371	SLE_NL	Min	-69.04	-20.71	-824.35	-4.097E-03	5.009E-03
1225	738	SX358	SLE_NL	Min	-2164.68	-649.41	-1955.11	4.484E-03	5.009E-03
1225	738	DX358	SLE_NL	Min	-2164.59	-649.38	-1540.83	4.484E-03	-5.118E-03
1225	738	DX371	SLE_NL	Min	-68.96	-20.69	-410.06	-4.097E-03	-5.118E-03
1226	739	SX358	SLU_ENV_NL	Max	-1941.14	-582.53	6176.43	0.19	1.96
1226	739	SX345	SLU_ENV_NL	Max	-252.82	-75.85	7668.99	3.51	1.96
1226	739	DX345	SLU_ENV_NL	Max	-252.69	-75.81	7639.59	3.51	-1.244E-05
1226	739	DX358	SLU_ENV_NL	Max	-1124.84	-337.26	6147.03	0.19	-1.244E-05
1226	739	SX358	SLU_ENV_NL	Min	-2925.25	-877.58	-4866.29	2.263E-04	1.376E-04
1226	739	SX345	SLU_ENV_NL	Min	-2315.18	-694.36	-6708.46	3.535E-04	1.376E-04
1226	739	DX345	SLU_ENV_NL	Min	-1493.17	-448.14	-7152.87	3.535E-04	-1.96
1226	739	DX358	SLU_ENV_NL	Min	-2925.12	-877.54	-5310.70	2.263E-04	-1.96
1226	739	SX358	SLE_NL	Max	-2164.69	-649.41	-3601.05	1.675E-04	1.018E-04
1226	739	SX345	SLE_NL	Max	-187.09	-56.13	-4964.26	2.616E-04	1.018E-04
1226	739	DX345	SLE_NL	Max	-186.99	-56.10	-5293.13	2.616E-04	-9.204E-06



Autorità Portuale di Taranto
Interventi per il dragaggio di 2,3 M m³ di sedimenti in area Molo Polisettoriale e per la realizzazione di un primo lotto della cassa di colmata funzionale all'ampliamento del V Sporgente del Porto di Taranto

Allegati alla relazione di calcolo strutturale allineamento "BC"

Data 05/2016
Rev. B
c.d.c.: C296A
514B



1226	739	DX358	SLE_NL	Max	-2164.59	-649.38	-3929.92	1.675E-04	-9.204E-06
1226	739	SX358	SLE_NL	Min	-2164.69	-649.41	-3601.05	1.675E-04	1.018E-04
1226	739	SX345	SLE_NL	Min	-187.09	-56.13	-4964.26	2.616E-04	1.018E-04
1226	739	DX345	SLE_NL	Min	-186.99	-56.10	-5293.13	2.616E-04	-9.204E-06
1226	739	DX358	SLE_NL	Min	-2164.59	-649.38	-3929.92	1.675E-04	-9.204E-06
1227	740	SX345	SLU_ENV_NL	Max	-252.82	-75.85	9288.87	2.968E-03	2.86
1227	740	SX332	SLU_ENV_NL	Max	-226.92	-68.08	10957.88	4.30	2.86
1227	740	DX332	SLU_ENV_NL	Max	-226.80	-68.04	10786.85	4.30	3.220E-03
1227	740	DX345	SLU_ENV_NL	Max	-252.69	-75.81	9117.83	2.968E-03	3.220E-03
1227	740	SX345	SLU_ENV_NL	Min	-2316.10	-695.11	-8239.43	-0.56	-3.131E-03
1227	740	SX332	SLU_ENV_NL	Min	-3073.51	-921.77	-9530.82	-2.414E-03	-3.131E-03
1227	740	DX332	SLU_ENV_NL	Min	-2241.31	-672.67	-9414.96	-2.414E-03	-2.86
1227	740	DX345	SLU_ENV_NL	Min	-1492.25	-447.40	-8123.57	-0.56	-2.86
1227	740	SX345	SLE_NL	Max	-187.09	-56.13	-6097.18	2.197E-03	-2.317E-03
1227	740	SX332	SLE_NL	Max	-167.92	-50.38	-7052.81	-1.787E-03	-2.317E-03
1227	740	DX332	SLE_NL	Max	-167.83	-50.35	-6967.07	-1.787E-03	2.383E-03
1227	740	DX345	SLE_NL	Max	-186.99	-56.10	-6011.44	2.197E-03	2.383E-03
1227	740	SX345	SLE_NL	Min	-187.09	-56.13	-6097.18	2.197E-03	-2.317E-03
1227	740	SX332	SLE_NL	Min	-167.92	-50.38	-7052.81	-1.787E-03	-2.317E-03
1227	740	DX332	SLE_NL	Min	-167.83	-50.35	-6967.07	-1.787E-03	2.383E-03
1227	740	DX345	SLE_NL	Min	-186.99	-56.10	-6011.44	2.197E-03	2.383E-03
1228	741	SX332	SLU_ENV_NL	Max	-226.92	-68.07	12349.10	5.410E-03	3.37
1228	741	SX319	SLU_ENV_NL	Max	-131.85	-39.56	13996.55	4.75	3.37
1228	741	DX319	SLU_ENV_NL	Max	-131.76	-39.53	14140.87	4.75	6.107E-03
1228	741	DX332	SLU_ENV_NL	Max	-226.80	-68.04	12493.41	5.410E-03	6.107E-03
1228	741	SX332	SLU_ENV_NL	Min	-3074.70	-922.74	-10671.14	-0.96	-6.099E-03
1228	741	SX319	SLU_ENV_NL	Min	-3758.65	-1127.27	-12025.34	-4.933E-03	-6.099E-03
1228	741	DX319	SLU_ENV_NL	Min	-2914.24	-874.60	-12172.66	-4.933E-03	-3.37
1228	741	DX332	SLU_ENV_NL	Min	-2240.12	-671.71	-10818.47	-0.96	-3.37
1228	741	SX332	SLE_NL	Max	-167.92	-50.37	-7896.65	4.004E-03	-4.513E-03
1228	741	SX319	SLE_NL	Max	-97.57	-29.27	-8898.75	-3.651E-03	-4.513E-03
1228	741	DX319	SLE_NL	Max	-97.50	-29.25	-9007.77	-3.651E-03	4.519E-03
1228	741	DX332	SLE_NL	Max	-167.83	-50.35	-8005.66	4.004E-03	4.519E-03
1228	741	SX332	SLE_NL	Min	-167.92	-50.37	-7896.65	4.004E-03	-4.513E-03
1228	741	SX319	SLE_NL	Min	-97.57	-29.27	-8898.75	-3.651E-03	-4.513E-03
1228	741	DX319	SLE_NL	Min	-97.50	-29.25	-9007.77	-3.651E-03	4.519E-03
1228	741	DX332	SLE_NL	Min	-167.83	-50.35	-8005.66	4.004E-03	4.519E-03
1229	742	SX319	SLU_ENV_NL	Max	-131.85	-39.55	15656.42	8.705E-03	4.62
1229	742	SX306	SLU_ENV_NL	Max	137.13	41.14	17293.52	5.84	4.62
1229	742	DX306	SLU_ENV_NL	Max	137.19	41.16	17168.17	5.84	1.009E-02
1229	742	DX319	SLU_ENV_NL	Max	-131.76	-39.53	15531.06	8.705E-03	1.009E-02
1229	742	SX319	SLU_ENV_NL	Min	-3760.18	-1128.50	-13662.72	-1.99	-1.005E-02
1229	742	SX306	SLU_ENV_NL	Min	-4557.20	-1366.71	-15228.30	-8.362E-03	-1.005E-02
1229	742	DX306	SLU_ENV_NL	Min	-3696.27	-1109.33	-15132.14	-8.362E-03	-4.62
1229	742	DX319	SLU_ENV_NL	Min	-2912.72	-873.37	-13566.56	-1.99	-4.62
1229	742	SX319	SLE_NL	Max	-97.57	-29.27	-10110.41	6.442E-03	-7.434E-03
1229	742	SX306	SLE_NL	Max	101.48	30.44	-11268.94	-6.188E-03	-7.434E-03
1229	742	DX306	SLE_NL	Max	101.52	30.46	-11197.79	-6.188E-03	7.469E-03
1229	742	DX319	SLE_NL	Max	-97.50	-29.25	-10039.26	6.442E-03	7.469E-03
1229	742	SX319	SLE_NL	Min	-97.57	-29.27	-10110.41	6.442E-03	-7.434E-03
1229	742	SX306	SLE_NL	Min	101.48	30.44	-11268.94	-6.188E-03	-7.434E-03
1229	742	DX306	SLE_NL	Min	101.52	30.46	-11197.79	-6.188E-03	7.469E-03
1229	742	DX319	SLE_NL	Min	-97.50	-29.25	-10039.26	6.442E-03	7.469E-03
1230	743	SX306	SLU_ENV_NL	Max	137.14	41.14	18532.18	1.279E-02	5.48
1230	743	SX293	SLU_ENV_NL	Max	125.62	37.69	20294.04	6.62	5.48
1230	743	DX293	SLU_ENV_NL	Max	125.63	37.69	20585.55	6.62	1.501E-02
1230	743	DX306	SLU_ENV_NL	Max	137.19	41.16	18823.69	1.279E-02	1.501E-02
1230	743	SX306	SLU_ENV_NL	Min	-4559.13	-1368.27	-16768.02	-2.67	-1.502E-02
1230	743	SX293	SLU_ENV_NL	Min	-5618.19	-1684.93	-18597.54	-1.266E-02	-1.502E-02
1230	743	DX293	SLU_ENV_NL	Min	-4737.44	-1421.76	-18675.75	-1.266E-02	-5.48
1230	743	DX306	SLU_ENV_NL	Min	-3694.34	-1107.77	-16846.23	-2.67	-5.48
1230	743	SX306	SLE_NL	Max	101.48	30.45	-12408.33	9.465E-03	-1.111E-02
1230	743	SX293	SLE_NL	Max	92.96	27.89	-13762.18	-9.366E-03	-1.111E-02
1230	743	DX293	SLE_NL	Max	92.97	27.89	-13820.05	-9.366E-03	1.111E-02
1230	743	DX306	SLE_NL	Max	101.52	30.45	-12466.21	9.465E-03	1.111E-02
1230	743	SX306	SLE_NL	Min	101.48	30.45	-12408.33	9.465E-03	-1.111E-02
1230	743	SX293	SLE_NL	Min	92.96	27.89	-13762.18	-9.366E-03	-1.111E-02
1230	743	DX293	SLE_NL	Min	92.97	27.89	-13820.05	-9.366E-03	1.111E-02
1230	743	DX306	SLE_NL	Min	101.52	30.45	-12466.21	9.465E-03	1.111E-02
1231	744	SX293	SLU_ENV_NL	Max	125.63	37.69	22577.69	1.743E-02	7.33
1231	744	SX280	SLU_ENV_NL	Max	634.71	190.41	22796.16	8.24	7.33
1231	744	DX280	SLU_ENV_NL	Max	634.65	190.40	22519.33	8.24	2.070E-02
1231	744	DX293	SLU_ENV_NL	Max	125.62	37.69	22300.86	1.743E-02	2.070E-02
1231	744	SX293	SLU_ENV_NL	Min	-5620.64	-1686.90	-21043.63	-4.19	-2.063E-02
1231	744	SX280	SLU_ENV_NL	Min	-5423.11	-1626.22	-21355.21	-1.759E-02	-2.063E-02
1231	744	DX280	SLU_ENV_NL	Min	-4516.10	-1355.54	-21299.24	-1.759E-02	-7.33
1231	744	DX293	SLU_ENV_NL	Min	-4734.99	-1419.79	-20987.65	-4.19	-7.33
1231	744	SX293	SLE_NL	Max	92.97	27.89	-15572.28	1.290E-02	-1.527E-02
1231	744	SX280	SLE_NL	Max	469.69	140.90	-15802.86	-1.302E-02	-1.527E-02
1231	744	DX280	SLE_NL	Max	469.64	140.89	-15761.44	-1.302E-02	1.532E-02
1231	744	DX293	SLE_NL	Max	92.96	27.89	-15530.86	1.290E-02	1.532E-02



Autorità Portuale di Taranto
Interventi per il dragaggio di 2,3 M m³ di sedimenti in area Molo Polisettoriale e per la realizzazione di un primo lotto della cassa di colmata funzionale all'ampliamento del V Sporgente del Porto di Taranto

Allegati alla relazione di calcolo strutturale allineamento "BC"

Data 05/2016
Rev. B
c.d.c.: C296A
514B



1231	744	SX293	SLE_NL	Min	92.97	27.89	-15572.28	1.290E-02	-1.527E-02
1231	744	SX280	SLE_NL	Min	469.69	140.90	-15802.86	-1.302E-02	-1.527E-02
1231	744	DX280	SLE_NL	Min	469.64	140.89	-15761.44	-1.302E-02	1.532E-02
1231	744	DX293	SLE_NL	Min	92.96	27.89	-15530.86	1.290E-02	1.532E-02
1232	745	SX280	SLU_ENV_NL	Max	634.72	190.42	20468.87	1.609E-02	7.10
1232	745	SX267	SLU_ENV_NL	Max	485.64	145.69	20412.15	9.26	7.10
1232	745	DX267	SLU_ENV_NL	Max	485.49	145.65	20702.35	9.26	1.935E-02
1232	745	DX280	SLU_ENV_NL	Max	634.62	190.38	20759.07	1.609E-02	1.935E-02
1232	745	SX280	SLU_ENV_NL	Min	-5540.34	-1663.08	-19930.43	-2.77	-1.944E-02
1232	745	SX267	SLU_ENV_NL	Min	-5451.19	-1634.37	-20169.30	-1.679E-02	-1.944E-02
1232	745	DX267	SLU_ENV_NL	Min	-4293.71	-1289.10	-20085.54	-1.679E-02	-7.10
1232	745	DX280	SLU_ENV_NL	Min	-4400.20	-1319.08	-19846.66	-2.77	-7.10
1232	745	SX280	SLE_NL	Max	469.70	140.91	-14748.51	1.190E-02	-1.439E-02
1232	745	SX267	SLE_NL	Max	359.37	107.81	-14925.28	-1.243E-02	-1.439E-02
1232	745	DX267	SLE_NL	Max	359.26	107.78	-14863.30	-1.243E-02	1.432E-02
1232	745	DX280	SLE_NL	Max	469.62	140.88	-14686.53	1.190E-02	1.432E-02
1232	745	SX280	SLE_NL	Min	469.70	140.91	-14748.51	1.190E-02	-1.439E-02
1232	745	SX267	SLE_NL	Min	359.37	107.81	-14925.28	-1.243E-02	-1.439E-02
1232	745	DX267	SLE_NL	Min	359.26	107.78	-14863.30	-1.243E-02	1.432E-02
1232	745	DX280	SLE_NL	Min	469.62	140.88	-14686.53	1.190E-02	1.432E-02
1233	746	SX267	SLU_ENV_NL	Max	485.65	145.70	21633.14	1.865E-02	10.86
1233	746	SX254	SLU_ENV_NL	Max	-116.83	-35.05	21829.93	12.53	10.86
1233	746	DX254	SLU_ENV_NL	Max	-117.05	-35.11	22358.16	12.53	2.267E-02
1233	746	DX267	SLU_ENV_NL	Max	485.48	145.64	22161.36	1.865E-02	2.267E-02
1233	746	SX267	SLU_ENV_NL	Min	-5455.33	-1638.11	-22198.81	-5.88	-2.264E-02
1233	746	SX254	SLU_ENV_NL	Min	-5421.24	-1624.87	-23064.58	-1.975E-02	-2.264E-02
1233	746	DX254	SLU_ENV_NL	Min	-4228.93	-1270.18	-22842.94	-1.975E-02	-10.86
1233	746	DX267	SLU_ENV_NL	Min	-4289.56	-1285.36	-21977.16	-5.88	-10.86
1233	746	SX267	SLE_NL	Max	359.38	107.82	-16427.12	1.380E-02	-1.675E-02
1233	746	SX254	SLE_NL	Max	-86.45	-25.94	-17067.79	-1.462E-02	-1.675E-02
1233	746	DX254	SLE_NL	Max	-86.62	-25.98	-16903.77	-1.462E-02	1.678E-02
1233	746	DX267	SLE_NL	Max	359.26	107.77	-16263.10	1.380E-02	1.678E-02
1233	746	SX267	SLE_NL	Min	359.38	107.82	-16427.12	1.380E-02	-1.675E-02
1233	746	SX254	SLE_NL	Min	-86.45	-25.94	-17067.79	-1.462E-02	-1.675E-02
1233	746	DX254	SLE_NL	Min	-86.62	-25.98	-16903.77	-1.462E-02	1.678E-02
1233	746	DX267	SLE_NL	Min	359.26	107.77	-16263.10	1.380E-02	1.678E-02
1234	747	SX254	SLU_ENV_NL	Max	-116.82	-35.04	20238.51	1.778E-02	13.99
1234	747	SX241	SLU_ENV_NL	Max	-592.39	-177.72	18918.27	15.31	13.99
1234	747	DX241	SLU_ENV_NL	Max	-592.69	-177.80	20078.95	15.31	2.181E-02
1234	747	DX254	SLU_ENV_NL	Max	-117.06	-35.12	21399.20	1.778E-02	2.181E-02
1234	747	SX254	SLU_ENV_NL	Min	-5426.98	-1630.03	-23376.96	-8.41	-2.197E-02
1234	747	SX241	SLU_ENV_NL	Min	-6376.02	-1910.87	-23047.92	-1.931E-02	-2.197E-02
1234	747	DX241	SLU_ENV_NL	Min	-5138.04	-1543.35	-22756.80	-1.931E-02	-13.99
1234	747	DX254	SLU_ENV_NL	Min	-4223.19	-1265.02	-23085.84	-8.41	-13.99
1234	747	SX254	SLE_NL	Max	-86.45	-25.93	-17298.95	1.316E-02	-1.626E-02
1234	747	SX241	SLE_NL	Max	-438.37	-131.51	-17055.46	-1.429E-02	-1.626E-02
1234	747	DX241	SLE_NL	Max	-438.59	-131.57	-16840.03	-1.429E-02	1.614E-02
1234	747	DX254	SLE_NL	Max	-86.63	-25.99	-17083.52	1.316E-02	1.614E-02
1234	747	SX254	SLE_NL	Min	-86.45	-25.93	-17298.95	1.316E-02	-1.626E-02
1234	747	SX241	SLE_NL	Min	-438.37	-131.51	-17055.46	-1.429E-02	-1.626E-02
1234	747	DX241	SLE_NL	Min	-438.59	-131.57	-16840.03	-1.429E-02	1.614E-02
1234	747	DX254	SLE_NL	Min	-86.63	-25.99	-17083.52	1.316E-02	1.614E-02

Table: Grid Lines, Part 1 of 2

CoordSys	AxisDir	GridID	XXYZCoord m	LineType	LineColor	Visible	BubbleLoc
GLOBAL	X		-2.92523	Primary	Gray8Dark	Yes	End
GLOBAL	X		0.00000	Primary	Gray8Dark	Yes	End
GLOBAL	X		2.95000	Primary	Gray8Dark	Yes	End
GLOBAL	Y		0.00000	Primary	Gray8Dark	Yes	End
GLOBAL	Z		0.00000	Primary	Gray8Dark	Yes	End
GLOBAL	Z		1.18000	Primary	Gray8Dark	Yes	End

Table: Grid Lines, Part 2 of 2

CoordSys	AllVisible	BubbleSize m
GLOBAL	Yes	2.438400
GLOBAL		
GLOBAL		
GLOBAL		
GLOBAL		

Table: Joint Coordinates, Part 1 of 2



Autorità Portuale di Taranto
Interventi per il dragaggio di 2,3 M m³ di sedimenti in area Molo Polisettoriale e per la realizzazione di un primo lotto della cassa di colmata funzionale all'ampliamento del V Sporgente del Porto di Taranto

Allegati alla relazione di calcolo strutturale allineamento "BC"

Data 05/2016
Rev. B
c.d.c.: C296A
514B



Joint	CoordSys	CoordType	XorR m	Y m	Z m	SpecialJt	GlobalX m
DX1	GLOBAL	Cartesian	-2.87523	-1.18000	-29.00000	No	-2.87523
DX2	GLOBAL	Cartesian	-2.72518	-1.18000	-29.00000	No	-2.72518
DX3	GLOBAL	Cartesian	-2.57508	-1.18000	-29.00000	No	-2.57508
DX4	GLOBAL	Cartesian	-1.71605	-1.18000	-29.00000	No	-1.71605
DX5	GLOBAL	Cartesian	-1.28703	-1.18000	-29.00000	No	-1.28703
DX6	GLOBAL	Cartesian	-0.85801	-1.18000	-29.00000	No	-0.85801
DX7	GLOBAL	Cartesian	8.149E-14	-1.18000	-29.00000	No	8.149E-14
DX8	GLOBAL	Cartesian	0.85800	-1.18000	-29.00000	No	0.85800
DX9	GLOBAL	Cartesian	1.28703	-1.18000	-29.00000	No	1.28703
SX1	GLOBAL	Cartesian	-2.87523	0.00000	-29.00000	Yes	-2.87523
SX2	GLOBAL	Cartesian	-2.71595	0.00000	-29.00000	Yes	-2.71595
SX3	GLOBAL	Cartesian	-2.57508	0.00000	-29.00000	Yes	-2.57508
SX4	GLOBAL	Cartesian	-1.71605	0.00000	-29.00000	Yes	-1.71605
SX5	GLOBAL	Cartesian	-1.28703	0.00000	-29.00000	No	-1.28703
SX6	GLOBAL	Cartesian	-0.85801	0.00000	-29.00000	Yes	-0.85801
SX7	GLOBAL	Cartesian	8.149E-14	0.00000	-29.00000	Yes	8.149E-14
SX8	GLOBAL	Cartesian	0.85800	0.00000	-29.00000	Yes	0.85800
SX9	GLOBAL	Cartesian	1.28703	0.00000	-29.00000	No	1.28703
DX10	GLOBAL	Cartesian	1.71605	-1.18000	-29.00000	No	1.71605
DX11	GLOBAL	Cartesian	2.57508	-1.18000	-29.00000	No	2.57508
DX12	GLOBAL	Cartesian	2.72518	-1.18000	-29.00000	No	2.72518
DX13	GLOBAL	Cartesian	2.87523	-1.18000	-29.00000	No	2.87523
DX14	GLOBAL	Cartesian	-2.87523	-1.18000	-28.00000	No	-2.87523
DX15	GLOBAL	Cartesian	-2.72518	-1.18000	-28.00000	No	-2.72518
DX16	GLOBAL	Cartesian	-2.57508	-1.18000	-28.00000	No	-2.57508
DX17	GLOBAL	Cartesian	-1.71605	-1.18000	-28.00000	No	-1.71605
DX18	GLOBAL	Cartesian	-1.28703	-1.18000	-28.00000	No	-1.28703
DX19	GLOBAL	Cartesian	-0.85801	-1.18000	-28.00000	No	-0.85801
DX20	GLOBAL	Cartesian	8.149E-14	-1.18000	-28.00000	No	8.149E-14
DX21	GLOBAL	Cartesian	0.85800	-1.18000	-28.00000	No	0.85800
DX22	GLOBAL	Cartesian	1.28703	-1.18000	-28.00000	No	1.28703
DX23	GLOBAL	Cartesian	1.71605	-1.18000	-28.00000	No	1.71605
DX24	GLOBAL	Cartesian	2.57508	-1.18000	-28.00000	No	2.57508
DX25	GLOBAL	Cartesian	2.72518	-1.18000	-28.00000	No	2.72518
DX26	GLOBAL	Cartesian	2.87523	-1.18000	-28.00000	No	2.87523
DX27	GLOBAL	Cartesian	-2.87523	-1.18000	-27.00000	No	-2.87523
DX28	GLOBAL	Cartesian	-2.72518	-1.18000	-27.00000	No	-2.72518
DX29	GLOBAL	Cartesian	-2.57508	-1.18000	-27.00000	No	-2.57508
DX30	GLOBAL	Cartesian	-1.71605	-1.18000	-27.00000	No	-1.71605
DX31	GLOBAL	Cartesian	-1.28703	-1.18000	-27.00000	No	-1.28703
DX32	GLOBAL	Cartesian	-0.85801	-1.18000	-27.00000	No	-0.85801
DX33	GLOBAL	Cartesian	8.149E-14	-1.18000	-27.00000	No	8.149E-14
DX34	GLOBAL	Cartesian	0.85800	-1.18000	-27.00000	No	0.85800
DX35	GLOBAL	Cartesian	1.28703	-1.18000	-27.00000	No	1.28703
DX36	GLOBAL	Cartesian	1.71605	-1.18000	-27.00000	No	1.71605
DX37	GLOBAL	Cartesian	2.57508	-1.18000	-27.00000	No	2.57508
DX38	GLOBAL	Cartesian	2.72518	-1.18000	-27.00000	No	2.72518
DX39	GLOBAL	Cartesian	2.87523	-1.18000	-27.00000	No	2.87523
DX40	GLOBAL	Cartesian	-2.87523	-1.18000	-26.00000	No	-2.87523
DX41	GLOBAL	Cartesian	-2.72518	-1.18000	-26.00000	No	-2.72518
DX42	GLOBAL	Cartesian	-2.57508	-1.18000	-26.00000	No	-2.57508
DX43	GLOBAL	Cartesian	-1.71605	-1.18000	-26.00000	No	-1.71605
DX44	GLOBAL	Cartesian	-1.28703	-1.18000	-26.00000	No	-1.28703
DX45	GLOBAL	Cartesian	-0.85801	-1.18000	-26.00000	No	-0.85801
DX46	GLOBAL	Cartesian	8.149E-14	-1.18000	-26.00000	No	8.149E-14
DX47	GLOBAL	Cartesian	0.85800	-1.18000	-26.00000	No	0.85800
DX48	GLOBAL	Cartesian	1.28703	-1.18000	-26.00000	No	1.28703
DX49	GLOBAL	Cartesian	1.71605	-1.18000	-26.00000	No	1.71605
DX50	GLOBAL	Cartesian	2.57508	-1.18000	-26.00000	No	2.57508
DX51	GLOBAL	Cartesian	2.72518	-1.18000	-26.00000	No	2.72518
DX52	GLOBAL	Cartesian	2.87523	-1.18000	-26.00000	No	2.87523
DX53	GLOBAL	Cartesian	-2.87523	-1.18000	-25.00000	No	-2.87523
DX54	GLOBAL	Cartesian	-2.72518	-1.18000	-25.00000	No	-2.72518
DX55	GLOBAL	Cartesian	-2.57508	-1.18000	-25.00000	No	-2.57508
DX56	GLOBAL	Cartesian	-1.71605	-1.18000	-25.00000	No	-1.71605
DX57	GLOBAL	Cartesian	-1.28703	-1.18000	-25.00000	No	-1.28703
DX58	GLOBAL	Cartesian	-0.85801	-1.18000	-25.00000	No	-0.85801
DX59	GLOBAL	Cartesian	8.149E-14	-1.18000	-25.00000	No	8.149E-14
DX60	GLOBAL	Cartesian	0.85800	-1.18000	-25.00000	No	0.85800
DX61	GLOBAL	Cartesian	1.28703	-1.18000	-25.00000	No	1.28703
DX62	GLOBAL	Cartesian	1.71605	-1.18000	-25.00000	No	1.71605
DX63	GLOBAL	Cartesian	2.57508	-1.18000	-25.00000	No	2.57508
DX64	GLOBAL	Cartesian	2.72518	-1.18000	-25.00000	No	2.72518
DX65	GLOBAL	Cartesian	2.87523	-1.18000	-25.00000	No	2.87523
DX66	GLOBAL	Cartesian	-2.87523	-1.18000	-24.00000	No	-2.87523
DX67	GLOBAL	Cartesian	-2.72518	-1.18000	-24.00000	No	-2.72518
DX68	GLOBAL	Cartesian	-2.57508	-1.18000	-24.00000	No	-2.57508



Autorità Portuale di Taranto
 Interventi per il dragaggio di 2,3 M m³ di sedimenti in area Molo Polisettoriale e per la realizzazione di un primo lotto della cassa di colmata funzionale all'ampliamento del V Sporgente del Porto di Taranto

Allegati alla relazione di calcolo strutturale allineamento "BC"

Data 05/2016
 Rev. B
 c.d.c.: C296A
 514B

DX69	GLOBAL	Cartesian	-1.71605	-1.18000	-24.00000	No	-1.71605
DX70	GLOBAL	Cartesian	-1.28703	-1.18000	-24.00000	No	-1.28703
DX71	GLOBAL	Cartesian	-0.85801	-1.18000	-24.00000	No	-0.85801
DX72	GLOBAL	Cartesian	8.149E-14	-1.18000	-24.00000	No	8.149E-14
DX73	GLOBAL	Cartesian	0.85800	-1.18000	-24.00000	No	0.85800
DX74	GLOBAL	Cartesian	1.28703	-1.18000	-24.00000	No	1.28703
DX75	GLOBAL	Cartesian	1.71605	-1.18000	-24.00000	No	1.71605
DX76	GLOBAL	Cartesian	2.57508	-1.18000	-24.00000	No	2.57508
DX77	GLOBAL	Cartesian	2.72518	-1.18000	-24.00000	No	2.72518
DX78	GLOBAL	Cartesian	2.87523	-1.18000	-24.00000	No	2.87523
DX79	GLOBAL	Cartesian	-2.87523	-1.18000	-23.00000	No	-2.87523
DX80	GLOBAL	Cartesian	-2.72518	-1.18000	-23.00000	No	-2.72518
DX81	GLOBAL	Cartesian	-2.57508	-1.18000	-23.00000	No	-2.57508
DX82	GLOBAL	Cartesian	-1.71605	-1.18000	-23.00000	No	-1.71605
DX83	GLOBAL	Cartesian	-1.28703	-1.18000	-23.00000	No	-1.28703
DX84	GLOBAL	Cartesian	-0.85801	-1.18000	-23.00000	No	-0.85801
DX85	GLOBAL	Cartesian	8.149E-14	-1.18000	-23.00000	No	8.149E-14
DX86	GLOBAL	Cartesian	0.85800	-1.18000	-23.00000	No	0.85800
DX87	GLOBAL	Cartesian	1.28703	-1.18000	-23.00000	No	1.28703
DX88	GLOBAL	Cartesian	1.71605	-1.18000	-23.00000	No	1.71605
DX89	GLOBAL	Cartesian	2.57508	-1.18000	-23.00000	No	2.57508
DX90	GLOBAL	Cartesian	2.72518	-1.18000	-23.00000	No	2.72518
DX91	GLOBAL	Cartesian	2.87523	-1.18000	-23.00000	No	2.87523
DX92	GLOBAL	Cartesian	-2.87523	-1.18000	-22.00000	No	-2.87523
DX93	GLOBAL	Cartesian	-2.72518	-1.18000	-22.00000	No	-2.72518
DX94	GLOBAL	Cartesian	-2.57508	-1.18000	-22.00000	No	-2.57508
DX95	GLOBAL	Cartesian	-1.71605	-1.18000	-22.00000	No	-1.71605
DX96	GLOBAL	Cartesian	-1.28703	-1.18000	-22.00000	No	-1.28703
DX97	GLOBAL	Cartesian	-0.85801	-1.18000	-22.00000	No	-0.85801
DX98	GLOBAL	Cartesian	8.149E-14	-1.18000	-22.00000	No	8.149E-14
DX99	GLOBAL	Cartesian	0.85800	-1.18000	-22.00000	No	0.85800
SX10	GLOBAL	Cartesian	1.71605	0.00000	-29.00000	Yes	1.71605
SX11	GLOBAL	Cartesian	2.57508	0.00000	-29.00000	Yes	2.57508
SX12	GLOBAL	Cartesian	2.72516	0.00000	-29.00000	No	2.72516
SX13	GLOBAL	Cartesian	2.87523	0.00000	-29.00000	Yes	2.87523
SX14	GLOBAL	Cartesian	-2.87523	0.00000	-28.00000	Yes	-2.87523
SX15	GLOBAL	Cartesian	-2.71595	0.00000	-28.00000	Yes	-2.71595
SX16	GLOBAL	Cartesian	-2.57508	0.00000	-28.00000	Yes	-2.57508
SX17	GLOBAL	Cartesian	-1.71605	0.00000	-28.00000	Yes	-1.71605
SX18	GLOBAL	Cartesian	-1.28703	0.00000	-28.00000	No	-1.28703
SX19	GLOBAL	Cartesian	-0.85801	0.00000	-28.00000	Yes	-0.85801
SX20	GLOBAL	Cartesian	8.149E-14	0.00000	-28.00000	Yes	8.149E-14
SX21	GLOBAL	Cartesian	0.85800	0.00000	-28.00000	Yes	0.85800
SX22	GLOBAL	Cartesian	1.28703	0.00000	-28.00000	No	1.28703
SX23	GLOBAL	Cartesian	1.71605	0.00000	-28.00000	Yes	1.71605
SX24	GLOBAL	Cartesian	2.57508	0.00000	-28.00000	Yes	2.57508
SX25	GLOBAL	Cartesian	2.72516	0.00000	-28.00000	No	2.72516
SX26	GLOBAL	Cartesian	2.87523	0.00000	-28.00000	Yes	2.87523
SX27	GLOBAL	Cartesian	-2.87523	0.00000	-27.00000	Yes	-2.87523
SX28	GLOBAL	Cartesian	-2.71595	0.00000	-27.00000	Yes	-2.71595
SX29	GLOBAL	Cartesian	-2.57508	0.00000	-27.00000	Yes	-2.57508
SX30	GLOBAL	Cartesian	-1.71605	0.00000	-27.00000	Yes	-1.71605
SX31	GLOBAL	Cartesian	-1.28703	0.00000	-27.00000	No	-1.28703
SX32	GLOBAL	Cartesian	-0.85801	0.00000	-27.00000	Yes	-0.85801
SX33	GLOBAL	Cartesian	8.149E-14	0.00000	-27.00000	Yes	8.149E-14
SX34	GLOBAL	Cartesian	0.85800	0.00000	-27.00000	Yes	0.85800
SX35	GLOBAL	Cartesian	1.28703	0.00000	-27.00000	No	1.28703
SX36	GLOBAL	Cartesian	1.71605	0.00000	-27.00000	Yes	1.71605
SX37	GLOBAL	Cartesian	2.57508	0.00000	-27.00000	Yes	2.57508
SX38	GLOBAL	Cartesian	2.72516	0.00000	-27.00000	No	2.72516
SX39	GLOBAL	Cartesian	2.87523	0.00000	-27.00000	Yes	2.87523
SX40	GLOBAL	Cartesian	-2.87523	0.00000	-26.00000	Yes	-2.87523
SX41	GLOBAL	Cartesian	-2.71595	0.00000	-26.00000	Yes	-2.71595
SX42	GLOBAL	Cartesian	-2.57508	0.00000	-26.00000	Yes	-2.57508
SX43	GLOBAL	Cartesian	-1.71605	0.00000	-26.00000	Yes	-1.71605
SX44	GLOBAL	Cartesian	-1.28703	0.00000	-26.00000	No	-1.28703
SX45	GLOBAL	Cartesian	-0.85801	0.00000	-26.00000	Yes	-0.85801
SX46	GLOBAL	Cartesian	8.149E-14	0.00000	-26.00000	Yes	8.149E-14
SX47	GLOBAL	Cartesian	0.85800	0.00000	-26.00000	Yes	0.85800
SX48	GLOBAL	Cartesian	1.28703	0.00000	-26.00000	No	1.28703
SX49	GLOBAL	Cartesian	1.71605	0.00000	-26.00000	Yes	1.71605
SX50	GLOBAL	Cartesian	2.57508	0.00000	-26.00000	Yes	2.57508
SX51	GLOBAL	Cartesian	2.72516	0.00000	-26.00000	No	2.72516
SX52	GLOBAL	Cartesian	2.87523	0.00000	-26.00000	Yes	2.87523
SX53	GLOBAL	Cartesian	-2.87523	0.00000	-25.00000	Yes	-2.87523
SX54	GLOBAL	Cartesian	-2.71595	0.00000	-25.00000	Yes	-2.71595
SX55	GLOBAL	Cartesian	-2.57508	0.00000	-25.00000	Yes	-2.57508
SX56	GLOBAL	Cartesian	-1.71605	0.00000	-25.00000	Yes	-1.71605
SX57	GLOBAL	Cartesian	-1.28703	0.00000	-25.00000	No	-1.28703
SX58	GLOBAL	Cartesian	-0.85801	0.00000	-25.00000	Yes	-0.85801
SX59	GLOBAL	Cartesian	8.149E-14	0.00000	-25.00000	Yes	8.149E-14

SX60	GLOBAL	Cartesian	0.85800	0.00000	-25.00000	Yes	0.85800
SX61	GLOBAL	Cartesian	1.28703	0.00000	-25.00000	No	1.28703
SX62	GLOBAL	Cartesian	1.71605	0.00000	-25.00000	Yes	1.71605
SX63	GLOBAL	Cartesian	2.57508	0.00000	-25.00000	Yes	2.57508
SX64	GLOBAL	Cartesian	2.72516	0.00000	-25.00000	No	2.72516
SX65	GLOBAL	Cartesian	2.87523	0.00000	-25.00000	Yes	2.87523
SX66	GLOBAL	Cartesian	-2.87523	0.00000	-24.00000	Yes	-2.87523
SX67	GLOBAL	Cartesian	-2.71595	0.00000	-24.00000	Yes	-2.71595
SX68	GLOBAL	Cartesian	-2.57508	0.00000	-24.00000	Yes	-2.57508
SX69	GLOBAL	Cartesian	-1.71605	0.00000	-24.00000	Yes	-1.71605
SX70	GLOBAL	Cartesian	-1.28703	0.00000	-24.00000	No	-1.28703
SX71	GLOBAL	Cartesian	-0.85801	0.00000	-24.00000	Yes	-0.85801
SX72	GLOBAL	Cartesian	8.149E-14	0.00000	-24.00000	Yes	8.149E-14
SX73	GLOBAL	Cartesian	0.85800	0.00000	-24.00000	Yes	0.85800
SX74	GLOBAL	Cartesian	1.28703	0.00000	-24.00000	No	1.28703
SX75	GLOBAL	Cartesian	1.71605	0.00000	-24.00000	Yes	1.71605
SX76	GLOBAL	Cartesian	2.57508	0.00000	-24.00000	Yes	2.57508
SX77	GLOBAL	Cartesian	2.72516	0.00000	-24.00000	No	2.72516
SX78	GLOBAL	Cartesian	2.87523	0.00000	-24.00000	Yes	2.87523
SX79	GLOBAL	Cartesian	-2.87523	0.00000	-23.00000	Yes	-2.87523
SX80	GLOBAL	Cartesian	-2.71595	0.00000	-23.00000	Yes	-2.71595
SX81	GLOBAL	Cartesian	-2.57508	0.00000	-23.00000	Yes	-2.57508
SX82	GLOBAL	Cartesian	-1.71605	0.00000	-23.00000	Yes	-1.71605
SX83	GLOBAL	Cartesian	-1.28703	0.00000	-23.00000	No	-1.28703
SX84	GLOBAL	Cartesian	-0.85801	0.00000	-23.00000	Yes	-0.85801
SX85	GLOBAL	Cartesian	8.149E-14	0.00000	-23.00000	Yes	8.149E-14
SX86	GLOBAL	Cartesian	0.85800	0.00000	-23.00000	Yes	0.85800
SX87	GLOBAL	Cartesian	1.28703	0.00000	-23.00000	No	1.28703
SX88	GLOBAL	Cartesian	1.71605	0.00000	-23.00000	Yes	1.71605
SX89	GLOBAL	Cartesian	2.57508	0.00000	-23.00000	Yes	2.57508
SX90	GLOBAL	Cartesian	2.72516	0.00000	-23.00000	No	2.72516
SX91	GLOBAL	Cartesian	2.87523	0.00000	-23.00000	Yes	2.87523
SX92	GLOBAL	Cartesian	-2.87523	0.00000	-22.00000	Yes	-2.87523
SX93	GLOBAL	Cartesian	-2.71595	0.00000	-22.00000	Yes	-2.71595
SX94	GLOBAL	Cartesian	-2.57508	0.00000	-22.00000	Yes	-2.57508
SX95	GLOBAL	Cartesian	-1.71605	0.00000	-22.00000	Yes	-1.71605
SX96	GLOBAL	Cartesian	-1.28703	0.00000	-22.00000	No	-1.28703
SX97	GLOBAL	Cartesian	-0.85801	0.00000	-22.00000	Yes	-0.85801
SX98	GLOBAL	Cartesian	8.149E-14	0.00000	-22.00000	Yes	8.149E-14
SX99	GLOBAL	Cartesian	0.85800	0.00000	-22.00000	Yes	0.85800
DX100	GLOBAL	Cartesian	1.28703	-1.18000	-22.00000	No	1.28703
DX101	GLOBAL	Cartesian	1.71605	-1.18000	-22.00000	No	1.71605
DX102	GLOBAL	Cartesian	2.57508	-1.18000	-22.00000	No	2.57508
DX103	GLOBAL	Cartesian	2.72516	-1.18000	-22.00000	No	2.72516
DX104	GLOBAL	Cartesian	2.87523	-1.18000	-22.00000	No	2.87523
DX105	GLOBAL	Cartesian	-2.87523	-1.18000	-21.00000	No	-2.87523
DX106	GLOBAL	Cartesian	-2.72518	-1.18000	-21.00000	No	-2.72518
DX107	GLOBAL	Cartesian	-2.57508	-1.18000	-21.00000	No	-2.57508
DX108	GLOBAL	Cartesian	-1.71605	-1.18000	-21.00000	No	-1.71605
DX109	GLOBAL	Cartesian	-1.28703	-1.18000	-21.00000	No	-1.28703
DX110	GLOBAL	Cartesian	-0.85801	-1.18000	-21.00000	No	-0.85801
DX111	GLOBAL	Cartesian	8.149E-14	-1.18000	-21.00000	No	8.149E-14
DX112	GLOBAL	Cartesian	0.85800	-1.18000	-21.00000	No	0.85800
DX113	GLOBAL	Cartesian	1.28703	-1.18000	-21.00000	No	1.28703
DX114	GLOBAL	Cartesian	1.71605	-1.18000	-21.00000	No	1.71605
DX115	GLOBAL	Cartesian	2.57508	-1.18000	-21.00000	No	2.57508
DX116	GLOBAL	Cartesian	2.72518	-1.18000	-21.00000	No	2.72518
DX117	GLOBAL	Cartesian	2.87523	-1.18000	-21.00000	No	2.87523
DX118	GLOBAL	Cartesian	-2.87523	-1.18000	-20.00000	No	-2.87523
DX119	GLOBAL	Cartesian	-2.72518	-1.18000	-20.00000	No	-2.72518
DX120	GLOBAL	Cartesian	-2.57508	-1.18000	-20.00000	No	-2.57508
DX121	GLOBAL	Cartesian	-1.71605	-1.18000	-20.00000	No	-1.71605
DX122	GLOBAL	Cartesian	-1.28703	-1.18000	-20.00000	No	-1.28703
DX123	GLOBAL	Cartesian	-0.85801	-1.18000	-20.00000	No	-0.85801
DX124	GLOBAL	Cartesian	8.149E-14	-1.18000	-20.00000	No	8.149E-14
DX125	GLOBAL	Cartesian	0.85800	-1.18000	-20.00000	No	0.85800
DX126	GLOBAL	Cartesian	1.28703	-1.18000	-20.00000	No	1.28703
DX127	GLOBAL	Cartesian	1.71605	-1.18000	-20.00000	No	1.71605
DX128	GLOBAL	Cartesian	2.57508	-1.18000	-20.00000	No	2.57508
DX129	GLOBAL	Cartesian	2.72518	-1.18000	-20.00000	No	2.72518
DX130	GLOBAL	Cartesian	2.87523	-1.18000	-20.00000	No	2.87523
DX131	GLOBAL	Cartesian	-2.87523	-1.18000	-19.00000	No	-2.87523
DX132	GLOBAL	Cartesian	-2.72518	-1.18000	-19.00000	No	-2.72518
DX133	GLOBAL	Cartesian	-2.57508	-1.18000	-19.00000	No	-2.57508
DX134	GLOBAL	Cartesian	-1.71605	-1.18000	-19.00000	No	-1.71605
DX135	GLOBAL	Cartesian	-1.28703	-1.18000	-19.00000	No	-1.28703
DX136	GLOBAL	Cartesian	-0.85801	-1.18000	-19.00000	No	-0.85801
DX137	GLOBAL	Cartesian	8.149E-14	-1.18000	-19.00000	No	8.149E-14
DX138	GLOBAL	Cartesian	0.85800	-1.18000	-19.00000	No	0.85800
DX139	GLOBAL	Cartesian	1.28703	-1.18000	-19.00000	No	1.28703
DX140	GLOBAL	Cartesian	1.71605	-1.18000	-19.00000	No	1.71605



DX141	GLOBAL	Cartesian	2.57508	-1.18000	-19.00000	No	2.57508
DX142	GLOBAL	Cartesian	2.72518	-1.18000	-19.00000	No	2.72518
DX143	GLOBAL	Cartesian	2.87523	-1.18000	-19.00000	No	2.87523
DX144	GLOBAL	Cartesian	-2.87523	-1.18000	-18.00000	No	-2.87523
DX145	GLOBAL	Cartesian	-2.72518	-1.18000	-18.00000	No	-2.72518
DX146	GLOBAL	Cartesian	-2.57508	-1.18000	-18.00000	No	-2.57508
DX147	GLOBAL	Cartesian	-1.71605	-1.18000	-18.00000	No	-1.71605
DX148	GLOBAL	Cartesian	-1.28703	-1.18000	-18.00000	No	-1.28703
DX149	GLOBAL	Cartesian	-0.85801	-1.18000	-18.00000	No	-0.85801
DX150	GLOBAL	Cartesian	8.149E-14	-1.18000	-18.00000	No	8.149E-14
DX151	GLOBAL	Cartesian	0.85800	-1.18000	-18.00000	No	0.85800
DX152	GLOBAL	Cartesian	1.28703	-1.18000	-18.00000	No	1.28703
DX153	GLOBAL	Cartesian	1.71605	-1.18000	-18.00000	No	1.71605
DX154	GLOBAL	Cartesian	2.57508	-1.18000	-18.00000	No	2.57508
DX155	GLOBAL	Cartesian	2.72518	-1.18000	-18.00000	No	2.72518
DX156	GLOBAL	Cartesian	2.87523	-1.18000	-18.00000	No	2.87523
DX157	GLOBAL	Cartesian	-2.87523	-1.18000	-17.00000	No	-2.87523
DX158	GLOBAL	Cartesian	-2.72518	-1.18000	-17.00000	No	-2.72518
DX159	GLOBAL	Cartesian	-2.57508	-1.18000	-17.00000	No	-2.57508
DX160	GLOBAL	Cartesian	-1.71605	-1.18000	-17.00000	No	-1.71605
DX161	GLOBAL	Cartesian	-1.28703	-1.18000	-17.00000	No	-1.28703
DX162	GLOBAL	Cartesian	-0.85801	-1.18000	-17.00000	No	-0.85801
DX163	GLOBAL	Cartesian	8.149E-14	-1.18000	-17.00000	No	8.149E-14
DX164	GLOBAL	Cartesian	0.85800	-1.18000	-17.00000	No	0.85800
DX165	GLOBAL	Cartesian	1.28703	-1.18000	-17.00000	No	1.28703
DX166	GLOBAL	Cartesian	1.71605	-1.18000	-17.00000	No	1.71605
DX167	GLOBAL	Cartesian	2.57508	-1.18000	-17.00000	No	2.57508
DX168	GLOBAL	Cartesian	2.72518	-1.18000	-17.00000	No	2.72518
DX169	GLOBAL	Cartesian	2.87523	-1.18000	-17.00000	No	2.87523
DX170	GLOBAL	Cartesian	-2.87523	-1.18000	-16.00000	No	-2.87523
DX171	GLOBAL	Cartesian	-2.72518	-1.18000	-16.00000	No	-2.72518
DX172	GLOBAL	Cartesian	-2.57508	-1.18000	-16.00000	No	-2.57508
DX173	GLOBAL	Cartesian	-1.71605	-1.18000	-16.00000	No	-1.71605
DX174	GLOBAL	Cartesian	-1.28703	-1.18000	-16.00000	No	-1.28703
DX175	GLOBAL	Cartesian	-0.85801	-1.18000	-16.00000	No	-0.85801
DX176	GLOBAL	Cartesian	8.149E-14	-1.18000	-16.00000	No	8.149E-14
DX177	GLOBAL	Cartesian	0.85800	-1.18000	-16.00000	No	0.85800
DX178	GLOBAL	Cartesian	1.28703	-1.18000	-16.00000	No	1.28703
DX179	GLOBAL	Cartesian	1.71605	-1.18000	-16.00000	No	1.71605
DX180	GLOBAL	Cartesian	2.57508	-1.18000	-16.00000	No	2.57508
DX181	GLOBAL	Cartesian	2.72518	-1.18000	-16.00000	No	2.72518
DX182	GLOBAL	Cartesian	2.87523	-1.18000	-16.00000	No	2.87523
DX183	GLOBAL	Cartesian	-2.87523	-1.18000	-15.00000	No	-2.87523
DX184	GLOBAL	Cartesian	-2.72518	-1.18000	-15.00000	No	-2.72518
DX185	GLOBAL	Cartesian	-2.57508	-1.18000	-15.00000	No	-2.57508
DX186	GLOBAL	Cartesian	-1.71605	-1.18000	-15.00000	No	-1.71605
DX187	GLOBAL	Cartesian	-1.28703	-1.18000	-15.00000	No	-1.28703
DX188	GLOBAL	Cartesian	-0.85801	-1.18000	-15.00000	No	-0.85801
DX189	GLOBAL	Cartesian	8.149E-14	-1.18000	-15.00000	No	8.149E-14
DX190	GLOBAL	Cartesian	0.85800	-1.18000	-15.00000	No	0.85800
DX191	GLOBAL	Cartesian	1.28703	-1.18000	-15.00000	No	1.28703
DX192	GLOBAL	Cartesian	1.71605	-1.18000	-15.00000	No	1.71605
DX193	GLOBAL	Cartesian	2.57508	-1.18000	-15.00000	No	2.57508
DX194	GLOBAL	Cartesian	2.72518	-1.18000	-15.00000	No	2.72518
DX195	GLOBAL	Cartesian	2.87523	-1.18000	-15.00000	No	2.87523
DX196	GLOBAL	Cartesian	-2.87523	-1.18000	-14.00000	No	-2.87523
DX197	GLOBAL	Cartesian	-2.72518	-1.18000	-14.00000	No	-2.72518
DX198	GLOBAL	Cartesian	-2.57508	-1.18000	-14.00000	No	-2.57508
DX199	GLOBAL	Cartesian	-1.71605	-1.18000	-14.00000	No	-1.71605
DX200	GLOBAL	Cartesian	-1.28703	-1.18000	-14.00000	No	-1.28703
DX201	GLOBAL	Cartesian	-0.85801	-1.18000	-14.00000	No	-0.85801
DX202	GLOBAL	Cartesian	8.149E-14	-1.18000	-14.00000	No	8.149E-14
DX203	GLOBAL	Cartesian	0.85800	-1.18000	-14.00000	No	0.85800
DX204	GLOBAL	Cartesian	1.28703	-1.18000	-14.00000	No	1.28703
DX205	GLOBAL	Cartesian	1.71605	-1.18000	-14.00000	No	1.71605
DX206	GLOBAL	Cartesian	2.57508	-1.18000	-14.00000	No	2.57508
DX207	GLOBAL	Cartesian	2.72518	-1.18000	-14.00000	No	2.72518
DX208	GLOBAL	Cartesian	2.87523	-1.18000	-14.00000	No	2.87523
DX209	GLOBAL	Cartesian	-2.87523	-1.18000	-13.00000	No	-2.87523
DX210	GLOBAL	Cartesian	-2.72518	-1.18000	-13.00000	No	-2.72518
DX211	GLOBAL	Cartesian	-2.57508	-1.18000	-13.00000	No	-2.57508
DX212	GLOBAL	Cartesian	-1.71605	-1.18000	-13.00000	No	-1.71605
DX213	GLOBAL	Cartesian	-1.28703	-1.18000	-13.00000	No	-1.28703
DX214	GLOBAL	Cartesian	-0.85801	-1.18000	-13.00000	No	-0.85801
DX215	GLOBAL	Cartesian	8.149E-14	-1.18000	-13.00000	No	8.149E-14
DX216	GLOBAL	Cartesian	0.85800	-1.18000	-13.00000	No	0.85800
DX217	GLOBAL	Cartesian	1.28703	-1.18000	-13.00000	No	1.28703
DX218	GLOBAL	Cartesian	1.71605	-1.18000	-13.00000	No	1.71605
DX219	GLOBAL	Cartesian	2.57508	-1.18000	-13.00000	No	2.57508
DX220	GLOBAL	Cartesian	2.72518	-1.18000	-13.00000	No	2.72518
DX221	GLOBAL	Cartesian	2.87523	-1.18000	-13.00000	No	2.87523



Autorità Portuale di Taranto
Interventi per il dragaggio di 2,3 M m³ di sedimenti in area Molo Polisettoriale e per la realizzazione di un primo lotto della cassa di colmata funzionale all'ampliamento del V Sporgente del Porto di Taranto

Allegati alla relazione di calcolo strutturale allineamento "BC"

Data 05/2016
Rev. B
c.d.c.: C296A
514B



DX222	GLOBAL	Cartesian	-2.87523	-1.18000	-12.00000	No	-2.87523
DX223	GLOBAL	Cartesian	-2.72518	-1.18000	-12.00000	No	-2.72518
DX224	GLOBAL	Cartesian	-2.57508	-1.18000	-12.00000	No	-2.57508
DX225	GLOBAL	Cartesian	-1.71605	-1.18000	-12.00000	No	-1.71605
DX226	GLOBAL	Cartesian	-1.28703	-1.18000	-12.00000	No	-1.28703
DX227	GLOBAL	Cartesian	-0.85801	-1.18000	-12.00000	No	-0.85801
DX228	GLOBAL	Cartesian	8.149E-14	-1.18000	-12.00000	No	8.149E-14
DX229	GLOBAL	Cartesian	0.85800	-1.18000	-12.00000	No	0.85800
DX230	GLOBAL	Cartesian	1.28703	-1.18000	-12.00000	No	1.28703
DX231	GLOBAL	Cartesian	1.71605	-1.18000	-12.00000	No	1.71605
DX232	GLOBAL	Cartesian	2.57508	-1.18000	-12.00000	No	2.57508
DX233	GLOBAL	Cartesian	2.72518	-1.18000	-12.00000	No	2.72518
DX234	GLOBAL	Cartesian	2.87523	-1.18000	-12.00000	No	2.87523
DX235	GLOBAL	Cartesian	-2.87523	-1.18000	-11.00000	No	-2.87523
DX236	GLOBAL	Cartesian	-2.72518	-1.18000	-11.00000	No	-2.72518
DX237	GLOBAL	Cartesian	-2.57508	-1.18000	-11.00000	No	-2.57508
DX238	GLOBAL	Cartesian	-1.71605	-1.18000	-11.00000	No	-1.71605
DX239	GLOBAL	Cartesian	-1.28703	-1.18000	-11.00000	No	-1.28703
DX240	GLOBAL	Cartesian	-0.85801	-1.18000	-11.00000	No	-0.85801
DX241	GLOBAL	Cartesian	8.149E-14	-1.18000	-11.00000	No	8.149E-14
DX242	GLOBAL	Cartesian	0.85800	-1.18000	-11.00000	No	0.85800
DX243	GLOBAL	Cartesian	1.28703	-1.18000	-11.00000	No	1.28703
DX244	GLOBAL	Cartesian	1.71605	-1.18000	-11.00000	No	1.71605
DX245	GLOBAL	Cartesian	2.57508	-1.18000	-11.00000	No	2.57508
DX246	GLOBAL	Cartesian	2.72518	-1.18000	-11.00000	No	2.72518
DX247	GLOBAL	Cartesian	2.87523	-1.18000	-11.00000	No	2.87523
DX248	GLOBAL	Cartesian	-2.87523	-1.18000	-10.00000	No	-2.87523
DX249	GLOBAL	Cartesian	-2.72518	-1.18000	-10.00000	No	-2.72518
DX250	GLOBAL	Cartesian	-2.57508	-1.18000	-10.00000	No	-2.57508
DX251	GLOBAL	Cartesian	-1.71605	-1.18000	-10.00000	No	-1.71605
DX252	GLOBAL	Cartesian	-1.28703	-1.18000	-10.00000	No	-1.28703
DX253	GLOBAL	Cartesian	-0.85801	-1.18000	-10.00000	No	-0.85801
DX254	GLOBAL	Cartesian	8.149E-14	-1.18000	-10.00000	No	8.149E-14
DX255	GLOBAL	Cartesian	0.85800	-1.18000	-10.00000	No	0.85800
DX256	GLOBAL	Cartesian	1.28703	-1.18000	-10.00000	No	1.28703
DX257	GLOBAL	Cartesian	1.71605	-1.18000	-10.00000	No	1.71605
DX258	GLOBAL	Cartesian	2.57508	-1.18000	-10.00000	No	2.57508
DX259	GLOBAL	Cartesian	2.72518	-1.18000	-10.00000	No	2.72518
DX260	GLOBAL	Cartesian	2.87523	-1.18000	-10.00000	No	2.87523
DX261	GLOBAL	Cartesian	-2.87523	-1.18000	-9.00000	No	-2.87523
DX262	GLOBAL	Cartesian	-2.72518	-1.18000	-9.00000	No	-2.72518
DX263	GLOBAL	Cartesian	-2.57508	-1.18000	-9.00000	No	-2.57508
DX264	GLOBAL	Cartesian	-1.71605	-1.18000	-9.00000	No	-1.71605
DX265	GLOBAL	Cartesian	-1.28703	-1.18000	-9.00000	No	-1.28703
DX266	GLOBAL	Cartesian	-0.85801	-1.18000	-9.00000	No	-0.85801
DX267	GLOBAL	Cartesian	8.149E-14	-1.18000	-9.00000	No	8.149E-14
DX268	GLOBAL	Cartesian	0.85800	-1.18000	-9.00000	No	0.85800
DX269	GLOBAL	Cartesian	1.28703	-1.18000	-9.00000	No	1.28703
DX270	GLOBAL	Cartesian	1.71605	-1.18000	-9.00000	No	1.71605
DX271	GLOBAL	Cartesian	2.57508	-1.18000	-9.00000	No	2.57508
DX272	GLOBAL	Cartesian	2.72518	-1.18000	-9.00000	No	2.72518
DX273	GLOBAL	Cartesian	2.87523	-1.18000	-9.00000	No	2.87523
DX274	GLOBAL	Cartesian	-2.87523	-1.18000	-8.00000	No	-2.87523
DX275	GLOBAL	Cartesian	-2.72518	-1.18000	-8.00000	No	-2.72518
DX276	GLOBAL	Cartesian	-2.57508	-1.18000	-8.00000	No	-2.57508
DX277	GLOBAL	Cartesian	-1.71605	-1.18000	-8.00000	No	-1.71605
DX278	GLOBAL	Cartesian	-1.28703	-1.18000	-8.00000	No	-1.28703
DX279	GLOBAL	Cartesian	-0.85801	-1.18000	-8.00000	No	-0.85801
DX280	GLOBAL	Cartesian	8.149E-14	-1.18000	-8.00000	No	8.149E-14
DX281	GLOBAL	Cartesian	0.85800	-1.18000	-8.00000	No	0.85800
DX282	GLOBAL	Cartesian	1.28703	-1.18000	-8.00000	No	1.28703
DX283	GLOBAL	Cartesian	1.71605	-1.18000	-8.00000	No	1.71605
DX284	GLOBAL	Cartesian	2.57508	-1.18000	-8.00000	No	2.57508
DX285	GLOBAL	Cartesian	2.72518	-1.18000	-8.00000	No	2.72518
DX286	GLOBAL	Cartesian	2.87523	-1.18000	-8.00000	No	2.87523
DX287	GLOBAL	Cartesian	-2.87523	-1.18000	-7.00000	No	-2.87523
DX288	GLOBAL	Cartesian	-2.72518	-1.18000	-7.00000	No	-2.72518
DX289	GLOBAL	Cartesian	-2.57508	-1.18000	-7.00000	No	-2.57508
DX290	GLOBAL	Cartesian	-1.71605	-1.18000	-7.00000	No	-1.71605
DX291	GLOBAL	Cartesian	-1.28703	-1.18000	-7.00000	No	-1.28703
DX292	GLOBAL	Cartesian	-0.85801	-1.18000	-7.00000	No	-0.85801
DX293	GLOBAL	Cartesian	8.149E-14	-1.18000	-7.00000	No	8.149E-14
DX294	GLOBAL	Cartesian	0.85800	-1.18000	-7.00000	No	0.85800
DX295	GLOBAL	Cartesian	1.28703	-1.18000	-7.00000	No	1.28703
DX296	GLOBAL	Cartesian	1.71605	-1.18000	-7.00000	No	1.71605
DX297	GLOBAL	Cartesian	2.57508	-1.18000	-7.00000	No	2.57508
DX298	GLOBAL	Cartesian	2.72518	-1.18000	-7.00000	No	2.72518
DX299	GLOBAL	Cartesian	2.87523	-1.18000	-7.00000	No	2.87523
DX300	GLOBAL	Cartesian	-2.87523	-1.18000	-6.00000	No	-2.87523
DX301	GLOBAL	Cartesian	-2.72518	-1.18000	-6.00000	No	-2.72518
DX302	GLOBAL	Cartesian	-2.57508	-1.18000	-6.00000	No	-2.57508



Autorità Portuale di Taranto
Interventi per il dragaggio di 2,3 M m³ di sedimenti in area Molo Polisettoriale e per la realizzazione di un primo lotto della cassa di colmata funzionale all'ampliamento del V Sporgente del Porto di Taranto

Allegati alla relazione di calcolo strutturale allineamento "BC"

Data 05/2016
Rev. B
c.d.c.: C296A
514B

DX303	GLOBAL	Cartesian	-1.71605	-1.18000	-6.00000	No	-1.71605
DX304	GLOBAL	Cartesian	-1.28703	-1.18000	-6.00000	No	-1.28703
DX305	GLOBAL	Cartesian	-0.85801	-1.18000	-6.00000	No	-0.85801
DX306	GLOBAL	Cartesian	8.149E-14	-1.18000	-6.00000	No	8.149E-14
DX307	GLOBAL	Cartesian	0.85800	-1.18000	-6.00000	No	0.85800
DX308	GLOBAL	Cartesian	1.28703	-1.18000	-6.00000	No	1.28703
DX309	GLOBAL	Cartesian	1.71605	-1.18000	-6.00000	No	1.71605
DX310	GLOBAL	Cartesian	2.57508	-1.18000	-6.00000	No	2.57508
DX311	GLOBAL	Cartesian	2.72518	-1.18000	-6.00000	No	2.72518
DX312	GLOBAL	Cartesian	2.87523	-1.18000	-6.00000	No	2.87523
DX313	GLOBAL	Cartesian	-2.87523	-1.18000	-5.00000	No	-2.87523
DX314	GLOBAL	Cartesian	-2.72518	-1.18000	-5.00000	No	-2.72518
DX315	GLOBAL	Cartesian	-2.57508	-1.18000	-5.00000	No	-2.57508
DX316	GLOBAL	Cartesian	-1.71605	-1.18000	-5.00000	No	-1.71605
DX317	GLOBAL	Cartesian	-1.28703	-1.18000	-5.00000	No	-1.28703
DX318	GLOBAL	Cartesian	-0.85801	-1.18000	-5.00000	No	-0.85801
DX319	GLOBAL	Cartesian	8.149E-14	-1.18000	-5.00000	No	8.149E-14
DX320	GLOBAL	Cartesian	0.85800	-1.18000	-5.00000	No	0.85800
DX321	GLOBAL	Cartesian	1.28703	-1.18000	-5.00000	No	1.28703
DX322	GLOBAL	Cartesian	1.71605	-1.18000	-5.00000	No	1.71605
DX323	GLOBAL	Cartesian	2.57508	-1.18000	-5.00000	No	2.57508
DX324	GLOBAL	Cartesian	2.72518	-1.18000	-5.00000	No	2.72518
DX325	GLOBAL	Cartesian	2.87523	-1.18000	-5.00000	No	2.87523
DX326	GLOBAL	Cartesian	-2.87523	-1.18000	-4.00000	No	-2.87523
DX327	GLOBAL	Cartesian	-2.72518	-1.18000	-4.00000	No	-2.72518
DX328	GLOBAL	Cartesian	-2.57508	-1.18000	-4.00000	No	-2.57508
DX329	GLOBAL	Cartesian	-1.71605	-1.18000	-4.00000	No	-1.71605
DX330	GLOBAL	Cartesian	-1.28703	-1.18000	-4.00000	No	-1.28703
DX331	GLOBAL	Cartesian	-0.85801	-1.18000	-4.00000	No	-0.85801
DX332	GLOBAL	Cartesian	8.149E-14	-1.18000	-4.00000	No	8.149E-14
DX333	GLOBAL	Cartesian	0.85800	-1.18000	-4.00000	No	0.85800
DX334	GLOBAL	Cartesian	1.28703	-1.18000	-4.00000	No	1.28703
DX335	GLOBAL	Cartesian	1.71605	-1.18000	-4.00000	No	1.71605
DX336	GLOBAL	Cartesian	2.57508	-1.18000	-4.00000	No	2.57508
DX337	GLOBAL	Cartesian	2.72518	-1.18000	-4.00000	No	2.72518
DX338	GLOBAL	Cartesian	2.87523	-1.18000	-4.00000	No	2.87523
DX339	GLOBAL	Cartesian	-2.87523	-1.18000	-3.00000	No	-2.87523
DX340	GLOBAL	Cartesian	-2.72518	-1.18000	-3.00000	No	-2.72518
DX341	GLOBAL	Cartesian	-2.57508	-1.18000	-3.00000	No	-2.57508
DX342	GLOBAL	Cartesian	-1.71605	-1.18000	-3.00000	No	-1.71605
DX343	GLOBAL	Cartesian	-1.28703	-1.18000	-3.00000	No	-1.28703
DX344	GLOBAL	Cartesian	-0.85801	-1.18000	-3.00000	No	-0.85801
DX345	GLOBAL	Cartesian	8.149E-14	-1.18000	-3.00000	No	8.149E-14
DX346	GLOBAL	Cartesian	0.85800	-1.18000	-3.00000	No	0.85800
DX347	GLOBAL	Cartesian	1.28703	-1.18000	-3.00000	No	1.28703
DX348	GLOBAL	Cartesian	1.71605	-1.18000	-3.00000	No	1.71605
DX349	GLOBAL	Cartesian	2.57508	-1.18000	-3.00000	No	2.57508
DX350	GLOBAL	Cartesian	2.72518	-1.18000	-3.00000	No	2.72518
DX351	GLOBAL	Cartesian	2.87523	-1.18000	-3.00000	No	2.87523
DX352	GLOBAL	Cartesian	-2.87523	-1.18000	-2.00000	No	-2.87523
DX353	GLOBAL	Cartesian	-2.72518	-1.18000	-2.00000	No	-2.72518
DX354	GLOBAL	Cartesian	-2.57508	-1.18000	-2.00000	No	-2.57508
DX355	GLOBAL	Cartesian	-1.71605	-1.18000	-2.00000	No	-1.71605
DX356	GLOBAL	Cartesian	-1.28703	-1.18000	-2.00000	No	-1.28703
DX357	GLOBAL	Cartesian	-0.85801	-1.18000	-2.00000	No	-0.85801
DX358	GLOBAL	Cartesian	8.149E-14	-1.18000	-2.00000	No	8.149E-14
DX359	GLOBAL	Cartesian	0.85800	-1.18000	-2.00000	No	0.85800
DX360	GLOBAL	Cartesian	1.28703	-1.18000	-2.00000	No	1.28703
DX361	GLOBAL	Cartesian	1.71605	-1.18000	-2.00000	No	1.71605
DX362	GLOBAL	Cartesian	2.57508	-1.18000	-2.00000	No	2.57508
DX363	GLOBAL	Cartesian	2.72518	-1.18000	-2.00000	No	2.72518
DX364	GLOBAL	Cartesian	2.87523	-1.18000	-2.00000	No	2.87523
DX365	GLOBAL	Cartesian	-2.87523	-1.18000	-1.00000	No	-2.87523
DX366	GLOBAL	Cartesian	-2.72518	-1.18000	-1.00000	No	-2.72518
DX367	GLOBAL	Cartesian	-2.57508	-1.18000	-1.00000	No	-2.57508
DX368	GLOBAL	Cartesian	-1.71605	-1.18000	-1.00000	No	-1.71605
DX369	GLOBAL	Cartesian	-1.28703	-1.18000	-1.00000	No	-1.28703
DX370	GLOBAL	Cartesian	-0.85801	-1.18000	-1.00000	No	-0.85801
DX371	GLOBAL	Cartesian	8.149E-14	-1.18000	-1.00000	No	8.149E-14
DX372	GLOBAL	Cartesian	0.85800	-1.18000	-1.00000	No	0.85800
DX373	GLOBAL	Cartesian	1.28703	-1.18000	-1.00000	No	1.28703
DX374	GLOBAL	Cartesian	1.71605	-1.18000	-1.00000	No	1.71605
DX375	GLOBAL	Cartesian	2.57508	-1.18000	-1.00000	No	2.57508
DX376	GLOBAL	Cartesian	2.72518	-1.18000	-1.00000	No	2.72518
DX377	GLOBAL	Cartesian	2.87523	-1.18000	-1.00000	No	2.87523
DX378	GLOBAL	Cartesian	-2.87523	-1.18000	0.00000	No	-2.87523
DX379	GLOBAL	Cartesian	-2.72518	-1.18000	0.00000	No	-2.72518
DX380	GLOBAL	Cartesian	-2.57508	-1.18000	0.00000	No	-2.57508
DX381	GLOBAL	Cartesian	-1.71605	-1.18000	0.00000	No	-1.71605
DX382	GLOBAL	Cartesian	-1.28703	-1.18000	0.00000	No	-1.28703
DX383	GLOBAL	Cartesian	-0.85801	-1.18000	0.00000	No	-0.85801

DX384	GLOBAL	Cartesian	8.149E-14	-1.18000	0.00000	No	8.149E-14
DX385	GLOBAL	Cartesian	0.85800	-1.18000	0.00000	No	0.85800
DX386	GLOBAL	Cartesian	1.28703	-1.18000	0.00000	No	1.28703
DX387	GLOBAL	Cartesian	1.71605	-1.18000	0.00000	No	1.71605
DX388	GLOBAL	Cartesian	2.57508	-1.18000	0.00000	No	2.57508
DX389	GLOBAL	Cartesian	2.72518	-1.18000	0.00000	No	2.72518
DX390	GLOBAL	Cartesian	2.87523	-1.18000	0.00000	No	2.87523
DX391	GLOBAL	Cartesian	-2.87523	-1.18000	1.00000	No	-2.87523
DX392	GLOBAL	Cartesian	-2.72518	-1.18000	1.00000	No	-2.72518
DX393	GLOBAL	Cartesian	-2.57508	-1.18000	1.00000	No	-2.57508
DX394	GLOBAL	Cartesian	-1.71605	-1.18000	1.00000	No	-1.71605
DX395	GLOBAL	Cartesian	-1.28703	-1.18000	1.00000	No	-1.28703
DX396	GLOBAL	Cartesian	-0.85801	-1.18000	1.00000	No	-0.85801
DX397	GLOBAL	Cartesian	8.149E-14	-1.18000	1.00000	No	8.149E-14
DX398	GLOBAL	Cartesian	0.85800	-1.18000	1.00000	No	0.85800
DX399	GLOBAL	Cartesian	1.28703	-1.18000	1.00000	No	1.28703
DX400	GLOBAL	Cartesian	1.71605	-1.18000	1.00000	No	1.71605
DX401	GLOBAL	Cartesian	2.57508	-1.18000	1.00000	No	2.57508
DX402	GLOBAL	Cartesian	2.72518	-1.18000	1.00000	No	2.72518
DX403	GLOBAL	Cartesian	2.87523	-1.18000	1.00000	No	2.87523
DX404	GLOBAL	Cartesian	-2.87523	-1.18000	2.00000	No	-2.87523
DX405	GLOBAL	Cartesian	-2.72518	-1.18000	2.00000	No	-2.72518
DX406	GLOBAL	Cartesian	-2.57508	-1.18000	2.00000	No	-2.57508
DX407	GLOBAL	Cartesian	-1.71605	-1.18000	2.00000	No	-1.71605
DX408	GLOBAL	Cartesian	-1.28703	-1.18000	2.00000	No	-1.28703
DX409	GLOBAL	Cartesian	-0.85801	-1.18000	2.00000	No	-0.85801
DX410	GLOBAL	Cartesian	8.149E-14	-1.18000	2.00000	No	8.149E-14
DX411	GLOBAL	Cartesian	0.85800	-1.18000	2.00000	No	0.85800
DX412	GLOBAL	Cartesian	1.28703	-1.18000	2.00000	No	1.28703
DX413	GLOBAL	Cartesian	1.71605	-1.18000	2.00000	No	1.71605
DX414	GLOBAL	Cartesian	2.57508	-1.18000	2.00000	No	2.57508
DX415	GLOBAL	Cartesian	2.72518	-1.18000	2.00000	No	2.72518
DX416	GLOBAL	Cartesian	2.87523	-1.18000	2.00000	No	2.87523
SX100	GLOBAL	Cartesian	1.28703	0.00000	-22.00000	No	1.28703
SX101	GLOBAL	Cartesian	1.71605	0.00000	-22.00000	Yes	1.71605
SX102	GLOBAL	Cartesian	2.57508	0.00000	-22.00000	Yes	2.57508
SX103	GLOBAL	Cartesian	2.72516	0.00000	-22.00000	No	2.72516
SX104	GLOBAL	Cartesian	2.87523	0.00000	-22.00000	Yes	2.87523
SX105	GLOBAL	Cartesian	-2.87523	0.00000	-21.00000	Yes	-2.87523
SX106	GLOBAL	Cartesian	-2.71595	0.00000	-21.00000	Yes	-2.71595
SX107	GLOBAL	Cartesian	-2.57508	0.00000	-21.00000	Yes	-2.57508
SX108	GLOBAL	Cartesian	-1.71605	0.00000	-21.00000	Yes	-1.71605
SX109	GLOBAL	Cartesian	-1.28703	0.00000	-21.00000	No	-1.28703
SX110	GLOBAL	Cartesian	-0.85801	0.00000	-21.00000	Yes	-0.85801
SX111	GLOBAL	Cartesian	8.149E-14	0.00000	-21.00000	Yes	8.149E-14
SX112	GLOBAL	Cartesian	0.85800	0.00000	-21.00000	Yes	0.85800
SX113	GLOBAL	Cartesian	1.28703	0.00000	-21.00000	No	1.28703
SX114	GLOBAL	Cartesian	1.71605	0.00000	-21.00000	Yes	1.71605
SX115	GLOBAL	Cartesian	2.57508	0.00000	-21.00000	Yes	2.57508
SX116	GLOBAL	Cartesian	2.72516	0.00000	-21.00000	No	2.72516
SX117	GLOBAL	Cartesian	2.87523	0.00000	-21.00000	Yes	2.87523
SX118	GLOBAL	Cartesian	-2.87523	0.00000	-20.00000	Yes	-2.87523
SX119	GLOBAL	Cartesian	-2.71595	0.00000	-20.00000	Yes	-2.71595
SX120	GLOBAL	Cartesian	-2.57508	0.00000	-20.00000	Yes	-2.57508
SX121	GLOBAL	Cartesian	-1.71605	0.00000	-20.00000	Yes	-1.71605
SX122	GLOBAL	Cartesian	-1.28703	0.00000	-20.00000	No	-1.28703
SX123	GLOBAL	Cartesian	-0.85801	0.00000	-20.00000	Yes	-0.85801
SX124	GLOBAL	Cartesian	8.149E-14	0.00000	-20.00000	Yes	8.149E-14
SX125	GLOBAL	Cartesian	0.85800	0.00000	-20.00000	Yes	0.85800
SX126	GLOBAL	Cartesian	1.28703	0.00000	-20.00000	No	1.28703
SX127	GLOBAL	Cartesian	1.71605	0.00000	-20.00000	Yes	1.71605
SX128	GLOBAL	Cartesian	2.57508	0.00000	-20.00000	Yes	2.57508
SX129	GLOBAL	Cartesian	2.72516	0.00000	-20.00000	No	2.72516
SX130	GLOBAL	Cartesian	2.87523	0.00000	-20.00000	Yes	2.87523
SX131	GLOBAL	Cartesian	-2.87523	0.00000	-19.00000	Yes	-2.87523
SX132	GLOBAL	Cartesian	-2.71595	0.00000	-19.00000	Yes	-2.71595
SX133	GLOBAL	Cartesian	-2.57508	0.00000	-19.00000	Yes	-2.57508
SX134	GLOBAL	Cartesian	-1.71605	0.00000	-19.00000	Yes	-1.71605
SX135	GLOBAL	Cartesian	-1.28703	0.00000	-19.00000	No	-1.28703
SX136	GLOBAL	Cartesian	-0.85801	0.00000	-19.00000	Yes	-0.85801
SX137	GLOBAL	Cartesian	8.149E-14	0.00000	-19.00000	Yes	8.149E-14
SX138	GLOBAL	Cartesian	0.85800	0.00000	-19.00000	Yes	0.85800
SX139	GLOBAL	Cartesian	1.28703	0.00000	-19.00000	No	1.28703
SX140	GLOBAL	Cartesian	1.71605	0.00000	-19.00000	Yes	1.71605
SX141	GLOBAL	Cartesian	2.57508	0.00000	-19.00000	Yes	2.57508
SX142	GLOBAL	Cartesian	2.72516	0.00000	-19.00000	No	2.72516
SX143	GLOBAL	Cartesian	2.87523	0.00000	-19.00000	Yes	2.87523
SX144	GLOBAL	Cartesian	-2.87523	0.00000	-18.00000	Yes	-2.87523
SX145	GLOBAL	Cartesian	-2.71595	0.00000	-18.00000	Yes	-2.71595
SX146	GLOBAL	Cartesian	-2.57508	0.00000	-18.00000	Yes	-2.57508
SX147	GLOBAL	Cartesian	-1.71605	0.00000	-18.00000	Yes	-1.71605

SX148	GLOBAL	Cartesian	-1.28703	0.00000	-18.00000	No	-1.28703
SX149	GLOBAL	Cartesian	-0.85801	0.00000	-18.00000	Yes	-0.85801
SX150	GLOBAL	Cartesian	8.149E-14	0.00000	-18.00000	Yes	8.149E-14
SX151	GLOBAL	Cartesian	0.85800	0.00000	-18.00000	Yes	0.85800
SX152	GLOBAL	Cartesian	1.28703	0.00000	-18.00000	No	1.28703
SX153	GLOBAL	Cartesian	1.71605	0.00000	-18.00000	Yes	1.71605
SX154	GLOBAL	Cartesian	2.57508	0.00000	-18.00000	Yes	2.57508
SX155	GLOBAL	Cartesian	2.72516	0.00000	-18.00000	No	2.72516
SX156	GLOBAL	Cartesian	2.87523	0.00000	-18.00000	Yes	2.87523
SX157	GLOBAL	Cartesian	-2.87523	0.00000	-17.00000	Yes	-2.87523
SX158	GLOBAL	Cartesian	-2.71595	0.00000	-17.00000	Yes	-2.71595
SX159	GLOBAL	Cartesian	-2.57508	0.00000	-17.00000	Yes	-2.57508
SX160	GLOBAL	Cartesian	-1.71605	0.00000	-17.00000	Yes	-1.71605
SX161	GLOBAL	Cartesian	-1.28703	0.00000	-17.00000	No	-1.28703
SX162	GLOBAL	Cartesian	-0.85801	0.00000	-17.00000	Yes	-0.85801
SX163	GLOBAL	Cartesian	8.149E-14	0.00000	-17.00000	Yes	8.149E-14
SX164	GLOBAL	Cartesian	0.85800	0.00000	-17.00000	Yes	0.85800
SX165	GLOBAL	Cartesian	1.28703	0.00000	-17.00000	No	1.28703
SX166	GLOBAL	Cartesian	1.71605	0.00000	-17.00000	Yes	1.71605
SX167	GLOBAL	Cartesian	2.57508	0.00000	-17.00000	Yes	2.57508
SX168	GLOBAL	Cartesian	2.72516	0.00000	-17.00000	No	2.72516
SX169	GLOBAL	Cartesian	2.87523	0.00000	-17.00000	Yes	2.87523
SX170	GLOBAL	Cartesian	-2.87523	0.00000	-16.00000	Yes	-2.87523
SX171	GLOBAL	Cartesian	-2.71595	0.00000	-16.00000	Yes	-2.71595
SX172	GLOBAL	Cartesian	-2.57508	0.00000	-16.00000	Yes	-2.57508
SX173	GLOBAL	Cartesian	-1.71605	0.00000	-16.00000	Yes	-1.71605
SX174	GLOBAL	Cartesian	-1.28703	0.00000	-16.00000	No	-1.28703
SX175	GLOBAL	Cartesian	-0.85801	0.00000	-16.00000	Yes	-0.85801
SX176	GLOBAL	Cartesian	8.149E-14	0.00000	-16.00000	Yes	8.149E-14
SX177	GLOBAL	Cartesian	0.85800	0.00000	-16.00000	Yes	0.85800
SX178	GLOBAL	Cartesian	1.28703	0.00000	-16.00000	No	1.28703
SX179	GLOBAL	Cartesian	1.71605	0.00000	-16.00000	Yes	1.71605
SX180	GLOBAL	Cartesian	2.57508	0.00000	-16.00000	Yes	2.57508
SX181	GLOBAL	Cartesian	2.72516	0.00000	-16.00000	No	2.72516
SX182	GLOBAL	Cartesian	2.87523	0.00000	-16.00000	Yes	2.87523
SX183	GLOBAL	Cartesian	-2.87523	0.00000	-15.00000	Yes	-2.87523
SX184	GLOBAL	Cartesian	-2.71595	0.00000	-15.00000	Yes	-2.71595
SX185	GLOBAL	Cartesian	-2.57508	0.00000	-15.00000	Yes	-2.57508
SX186	GLOBAL	Cartesian	-1.71605	0.00000	-15.00000	Yes	-1.71605
SX187	GLOBAL	Cartesian	-1.28703	0.00000	-15.00000	No	-1.28703
SX188	GLOBAL	Cartesian	-0.85801	0.00000	-15.00000	Yes	-0.85801
SX189	GLOBAL	Cartesian	8.149E-14	0.00000	-15.00000	Yes	8.149E-14
SX190	GLOBAL	Cartesian	0.85800	0.00000	-15.00000	Yes	0.85800
SX191	GLOBAL	Cartesian	1.28703	0.00000	-15.00000	No	1.28703
SX192	GLOBAL	Cartesian	1.71605	0.00000	-15.00000	Yes	1.71605
SX193	GLOBAL	Cartesian	2.57508	0.00000	-15.00000	Yes	2.57508
SX194	GLOBAL	Cartesian	2.72516	0.00000	-15.00000	No	2.72516
SX195	GLOBAL	Cartesian	2.87523	0.00000	-15.00000	Yes	2.87523
SX196	GLOBAL	Cartesian	-2.87523	0.00000	-14.00000	Yes	-2.87523
SX197	GLOBAL	Cartesian	-2.71595	0.00000	-14.00000	Yes	-2.71595
SX198	GLOBAL	Cartesian	-2.57508	0.00000	-14.00000	Yes	-2.57508
SX199	GLOBAL	Cartesian	-1.71605	0.00000	-14.00000	Yes	-1.71605
SX200	GLOBAL	Cartesian	-1.28703	0.00000	-14.00000	No	-1.28703
SX201	GLOBAL	Cartesian	-0.85801	0.00000	-14.00000	Yes	-0.85801
SX202	GLOBAL	Cartesian	8.149E-14	0.00000	-14.00000	Yes	8.149E-14
SX203	GLOBAL	Cartesian	0.85800	0.00000	-14.00000	Yes	0.85800
SX204	GLOBAL	Cartesian	1.28703	0.00000	-14.00000	No	1.28703
SX205	GLOBAL	Cartesian	1.71605	0.00000	-14.00000	Yes	1.71605
SX206	GLOBAL	Cartesian	2.57508	0.00000	-14.00000	Yes	2.57508
SX207	GLOBAL	Cartesian	2.72516	0.00000	-14.00000	No	2.72516
SX208	GLOBAL	Cartesian	2.87523	0.00000	-14.00000	Yes	2.87523
SX209	GLOBAL	Cartesian	-2.87523	0.00000	-13.00000	Yes	-2.87523
SX210	GLOBAL	Cartesian	-2.71595	0.00000	-13.00000	Yes	-2.71595
SX211	GLOBAL	Cartesian	-2.57508	0.00000	-13.00000	Yes	-2.57508
SX212	GLOBAL	Cartesian	-1.71605	0.00000	-13.00000	Yes	-1.71605
SX213	GLOBAL	Cartesian	-1.28703	0.00000	-13.00000	No	-1.28703
SX214	GLOBAL	Cartesian	-0.85801	0.00000	-13.00000	Yes	-0.85801
SX215	GLOBAL	Cartesian	8.149E-14	0.00000	-13.00000	Yes	8.149E-14
SX216	GLOBAL	Cartesian	0.85800	0.00000	-13.00000	Yes	0.85800
SX217	GLOBAL	Cartesian	1.28703	0.00000	-13.00000	No	1.28703
SX218	GLOBAL	Cartesian	1.71605	0.00000	-13.00000	Yes	1.71605
SX219	GLOBAL	Cartesian	2.57508	0.00000	-13.00000	Yes	2.57508
SX220	GLOBAL	Cartesian	2.72516	0.00000	-13.00000	No	2.72516
SX221	GLOBAL	Cartesian	2.87523	0.00000	-13.00000	Yes	2.87523
SX222	GLOBAL	Cartesian	-2.87523	0.00000	-12.00000	Yes	-2.87523
SX223	GLOBAL	Cartesian	-2.71595	0.00000	-12.00000	Yes	-2.71595
SX224	GLOBAL	Cartesian	-2.57508	0.00000	-12.00000	Yes	-2.57508
SX225	GLOBAL	Cartesian	-1.71605	0.00000	-12.00000	Yes	-1.71605
SX226	GLOBAL	Cartesian	-1.28703	0.00000	-12.00000	No	-1.28703
SX227	GLOBAL	Cartesian	-0.85801	0.00000	-12.00000	Yes	-0.85801
SX228	GLOBAL	Cartesian	8.149E-14	0.00000	-12.00000	Yes	8.149E-14



SX229	GLOBAL	Cartesian	0.85800	0.00000	-12.00000	Yes	0.85800
SX230	GLOBAL	Cartesian	1.28703	0.00000	-12.00000	No	1.28703
SX231	GLOBAL	Cartesian	1.71605	0.00000	-12.00000	Yes	1.71605
SX232	GLOBAL	Cartesian	2.57508	0.00000	-12.00000	Yes	2.57508
SX233	GLOBAL	Cartesian	2.72516	0.00000	-12.00000	No	2.72516
SX234	GLOBAL	Cartesian	2.87523	0.00000	-12.00000	Yes	2.87523
SX235	GLOBAL	Cartesian	-2.87523	0.00000	-11.00000	Yes	-2.87523
SX236	GLOBAL	Cartesian	-2.71595	0.00000	-11.00000	Yes	-2.71595
SX237	GLOBAL	Cartesian	-2.57508	0.00000	-11.00000	Yes	-2.57508
SX238	GLOBAL	Cartesian	-1.71605	0.00000	-11.00000	Yes	-1.71605
SX239	GLOBAL	Cartesian	-1.28703	0.00000	-11.00000	No	-1.28703
SX240	GLOBAL	Cartesian	-0.85801	0.00000	-11.00000	Yes	-0.85801
SX241	GLOBAL	Cartesian	8.149E-14	0.00000	-11.00000	Yes	8.149E-14
SX242	GLOBAL	Cartesian	0.85800	0.00000	-11.00000	Yes	0.85800
SX243	GLOBAL	Cartesian	1.28703	0.00000	-11.00000	No	1.28703
SX244	GLOBAL	Cartesian	1.71605	0.00000	-11.00000	Yes	1.71605
SX245	GLOBAL	Cartesian	2.57508	0.00000	-11.00000	Yes	2.57508
SX246	GLOBAL	Cartesian	2.72516	0.00000	-11.00000	No	2.72516
SX247	GLOBAL	Cartesian	2.87523	0.00000	-11.00000	Yes	2.87523
SX248	GLOBAL	Cartesian	-2.87523	0.00000	-10.00000	Yes	-2.87523
SX249	GLOBAL	Cartesian	-2.71595	0.00000	-10.00000	Yes	-2.71595
SX250	GLOBAL	Cartesian	-2.57508	0.00000	-10.00000	Yes	-2.57508
SX251	GLOBAL	Cartesian	-1.71605	0.00000	-10.00000	Yes	-1.71605
SX252	GLOBAL	Cartesian	-1.28703	0.00000	-10.00000	No	-1.28703
SX253	GLOBAL	Cartesian	-0.85801	0.00000	-10.00000	Yes	-0.85801
SX254	GLOBAL	Cartesian	8.149E-14	0.00000	-10.00000	Yes	8.149E-14
SX255	GLOBAL	Cartesian	0.85800	0.00000	-10.00000	Yes	0.85800
SX256	GLOBAL	Cartesian	1.28703	0.00000	-10.00000	No	1.28703
SX257	GLOBAL	Cartesian	1.71605	0.00000	-10.00000	Yes	1.71605
SX258	GLOBAL	Cartesian	2.57508	0.00000	-10.00000	Yes	2.57508
SX259	GLOBAL	Cartesian	2.72516	0.00000	-10.00000	No	2.72516
SX260	GLOBAL	Cartesian	2.87523	0.00000	-10.00000	Yes	2.87523
SX261	GLOBAL	Cartesian	-2.87523	0.00000	-9.00000	Yes	-2.87523
SX262	GLOBAL	Cartesian	-2.71595	0.00000	-9.00000	Yes	-2.71595
SX263	GLOBAL	Cartesian	-2.57508	0.00000	-9.00000	Yes	-2.57508
SX264	GLOBAL	Cartesian	-1.71605	0.00000	-9.00000	Yes	-1.71605
SX265	GLOBAL	Cartesian	-1.28703	0.00000	-9.00000	No	-1.28703
SX266	GLOBAL	Cartesian	-0.85801	0.00000	-9.00000	Yes	-0.85801
SX267	GLOBAL	Cartesian	8.149E-14	0.00000	-9.00000	Yes	8.149E-14
SX268	GLOBAL	Cartesian	0.85800	0.00000	-9.00000	Yes	0.85800
SX269	GLOBAL	Cartesian	1.28703	0.00000	-9.00000	No	1.28703
SX270	GLOBAL	Cartesian	1.71605	0.00000	-9.00000	Yes	1.71605
SX271	GLOBAL	Cartesian	2.57508	0.00000	-9.00000	Yes	2.57508
SX272	GLOBAL	Cartesian	2.72516	0.00000	-9.00000	No	2.72516
SX273	GLOBAL	Cartesian	2.87523	0.00000	-9.00000	Yes	2.87523
SX274	GLOBAL	Cartesian	-2.87523	0.00000	-8.00000	Yes	-2.87523
SX275	GLOBAL	Cartesian	-2.71595	0.00000	-8.00000	Yes	-2.71595
SX276	GLOBAL	Cartesian	-2.57508	0.00000	-8.00000	Yes	-2.57508
SX277	GLOBAL	Cartesian	-1.71605	0.00000	-8.00000	Yes	-1.71605
SX278	GLOBAL	Cartesian	-1.28703	0.00000	-8.00000	No	-1.28703
SX279	GLOBAL	Cartesian	-0.85801	0.00000	-8.00000	Yes	-0.85801
SX280	GLOBAL	Cartesian	8.149E-14	0.00000	-8.00000	Yes	8.149E-14
SX281	GLOBAL	Cartesian	0.85800	0.00000	-8.00000	Yes	0.85800
SX282	GLOBAL	Cartesian	1.28703	0.00000	-8.00000	No	1.28703
SX283	GLOBAL	Cartesian	1.71605	0.00000	-8.00000	Yes	1.71605
SX284	GLOBAL	Cartesian	2.57508	0.00000	-8.00000	Yes	2.57508
SX285	GLOBAL	Cartesian	2.72516	0.00000	-8.00000	No	2.72516
SX286	GLOBAL	Cartesian	2.87523	0.00000	-8.00000	Yes	2.87523
SX287	GLOBAL	Cartesian	-2.87523	0.00000	-7.00000	Yes	-2.87523
SX288	GLOBAL	Cartesian	-2.71595	0.00000	-7.00000	Yes	-2.71595
SX289	GLOBAL	Cartesian	-2.57508	0.00000	-7.00000	Yes	-2.57508
SX290	GLOBAL	Cartesian	-1.71605	0.00000	-7.00000	Yes	-1.71605
SX291	GLOBAL	Cartesian	-1.28703	0.00000	-7.00000	No	-1.28703
SX292	GLOBAL	Cartesian	-0.85801	0.00000	-7.00000	Yes	-0.85801
SX293	GLOBAL	Cartesian	8.149E-14	0.00000	-7.00000	Yes	8.149E-14
SX294	GLOBAL	Cartesian	0.85800	0.00000	-7.00000	Yes	0.85800
SX295	GLOBAL	Cartesian	1.28703	0.00000	-7.00000	No	1.28703
SX296	GLOBAL	Cartesian	1.71605	0.00000	-7.00000	Yes	1.71605
SX297	GLOBAL	Cartesian	2.57508	0.00000	-7.00000	Yes	2.57508
SX298	GLOBAL	Cartesian	2.72516	0.00000	-7.00000	No	2.72516
SX299	GLOBAL	Cartesian	2.87523	0.00000	-7.00000	Yes	2.87523
SX300	GLOBAL	Cartesian	-2.87523	0.00000	-6.00000	Yes	-2.87523
SX301	GLOBAL	Cartesian	-2.71595	0.00000	-6.00000	Yes	-2.71595
SX302	GLOBAL	Cartesian	-2.57508	0.00000	-6.00000	Yes	-2.57508
SX303	GLOBAL	Cartesian	-1.71605	0.00000	-6.00000	Yes	-1.71605
SX304	GLOBAL	Cartesian	-1.28703	0.00000	-6.00000	No	-1.28703
SX305	GLOBAL	Cartesian	-0.85801	0.00000	-6.00000	Yes	-0.85801
SX306	GLOBAL	Cartesian	8.149E-14	0.00000	-6.00000	Yes	8.149E-14
SX307	GLOBAL	Cartesian	0.85800	0.00000	-6.00000	Yes	0.85800
SX308	GLOBAL	Cartesian	1.28703	0.00000	-6.00000	No	1.28703
SX309	GLOBAL	Cartesian	1.71605	0.00000	-6.00000	Yes	1.71605



Autorità Portuale di Taranto
Interventi per il dragaggio di 2,3 M m³ di sedimenti in area Molo Polisettoriale e per la realizzazione di un primo lotto della cassa di colmata funzionale all'ampliamento del V Sporgente del Porto di Taranto

Allegati alla relazione di calcolo strutturale allineamento "BC"

Data 05/2016
Rev. B
c.d.c.: C296A
514B



SX310	GLOBAL	Cartesian	2.57508	0.00000	-6.00000	Yes	2.57508
SX311	GLOBAL	Cartesian	2.72516	0.00000	-6.00000	No	2.72516
SX312	GLOBAL	Cartesian	2.87523	0.00000	-6.00000	Yes	2.87523
SX313	GLOBAL	Cartesian	-2.87523	0.00000	-5.00000	Yes	-2.87523
SX314	GLOBAL	Cartesian	-2.71595	0.00000	-5.00000	Yes	-2.71595
SX315	GLOBAL	Cartesian	-2.57508	0.00000	-5.00000	Yes	-2.57508
SX316	GLOBAL	Cartesian	-1.71605	0.00000	-5.00000	Yes	-1.71605
SX317	GLOBAL	Cartesian	-1.28703	0.00000	-5.00000	No	-1.28703
SX318	GLOBAL	Cartesian	-0.85801	0.00000	-5.00000	Yes	-0.85801
SX319	GLOBAL	Cartesian	8.149E-14	0.00000	-5.00000	Yes	8.149E-14
SX320	GLOBAL	Cartesian	0.85800	0.00000	-5.00000	Yes	0.85800
SX321	GLOBAL	Cartesian	1.28703	0.00000	-5.00000	No	1.28703
SX322	GLOBAL	Cartesian	1.71605	0.00000	-5.00000	Yes	1.71605
SX323	GLOBAL	Cartesian	2.57508	0.00000	-5.00000	Yes	2.57508
SX324	GLOBAL	Cartesian	2.72516	0.00000	-5.00000	No	2.72516
SX325	GLOBAL	Cartesian	2.87523	0.00000	-5.00000	Yes	2.87523
SX326	GLOBAL	Cartesian	-2.87523	0.00000	-4.00000	Yes	-2.87523
SX327	GLOBAL	Cartesian	-2.71595	0.00000	-4.00000	Yes	-2.71595
SX328	GLOBAL	Cartesian	-2.57508	0.00000	-4.00000	Yes	-2.57508
SX329	GLOBAL	Cartesian	-1.71605	0.00000	-4.00000	Yes	-1.71605
SX330	GLOBAL	Cartesian	-1.28703	0.00000	-4.00000	No	-1.28703
SX331	GLOBAL	Cartesian	-0.85801	0.00000	-4.00000	Yes	-0.85801
SX332	GLOBAL	Cartesian	8.149E-14	0.00000	-4.00000	Yes	8.149E-14
SX333	GLOBAL	Cartesian	0.85800	0.00000	-4.00000	Yes	0.85800
SX334	GLOBAL	Cartesian	1.28703	0.00000	-4.00000	No	1.28703
SX335	GLOBAL	Cartesian	1.71605	0.00000	-4.00000	Yes	1.71605
SX336	GLOBAL	Cartesian	2.57508	0.00000	-4.00000	Yes	2.57508
SX337	GLOBAL	Cartesian	2.72516	0.00000	-4.00000	No	2.72516
SX338	GLOBAL	Cartesian	2.87523	0.00000	-4.00000	Yes	2.87523
SX339	GLOBAL	Cartesian	-2.87523	0.00000	-3.00000	Yes	-2.87523
SX340	GLOBAL	Cartesian	-2.71595	0.00000	-3.00000	Yes	-2.71595
SX341	GLOBAL	Cartesian	-2.57508	0.00000	-3.00000	Yes	-2.57508
SX342	GLOBAL	Cartesian	-1.71605	0.00000	-3.00000	Yes	-1.71605
SX343	GLOBAL	Cartesian	-1.28703	0.00000	-3.00000	No	-1.28703
SX344	GLOBAL	Cartesian	-0.85801	0.00000	-3.00000	Yes	-0.85801
SX345	GLOBAL	Cartesian	8.149E-14	0.00000	-3.00000	Yes	8.149E-14
SX346	GLOBAL	Cartesian	0.85800	0.00000	-3.00000	Yes	0.85800
SX347	GLOBAL	Cartesian	1.28703	0.00000	-3.00000	No	1.28703
SX348	GLOBAL	Cartesian	1.71605	0.00000	-3.00000	Yes	1.71605
SX349	GLOBAL	Cartesian	2.57508	0.00000	-3.00000	Yes	2.57508
SX350	GLOBAL	Cartesian	2.72516	0.00000	-3.00000	No	2.72516
SX351	GLOBAL	Cartesian	2.87523	0.00000	-3.00000	Yes	2.87523
SX352	GLOBAL	Cartesian	-2.87523	0.00000	-2.00000	Yes	-2.87523
SX353	GLOBAL	Cartesian	-2.71595	0.00000	-2.00000	Yes	-2.71595
SX354	GLOBAL	Cartesian	-2.57508	0.00000	-2.00000	Yes	-2.57508
SX355	GLOBAL	Cartesian	-1.71605	0.00000	-2.00000	Yes	-1.71605
SX356	GLOBAL	Cartesian	-1.28703	0.00000	-2.00000	No	-1.28703
SX357	GLOBAL	Cartesian	-0.85801	0.00000	-2.00000	Yes	-0.85801
SX358	GLOBAL	Cartesian	8.149E-14	0.00000	-2.00000	Yes	8.149E-14
SX359	GLOBAL	Cartesian	0.85800	0.00000	-2.00000	Yes	0.85800
SX360	GLOBAL	Cartesian	1.28703	0.00000	-2.00000	No	1.28703
SX361	GLOBAL	Cartesian	1.71605	0.00000	-2.00000	Yes	1.71605
SX362	GLOBAL	Cartesian	2.57508	0.00000	-2.00000	Yes	2.57508
SX363	GLOBAL	Cartesian	2.72516	0.00000	-2.00000	No	2.72516
SX364	GLOBAL	Cartesian	2.87523	0.00000	-2.00000	Yes	2.87523
SX365	GLOBAL	Cartesian	-2.87523	0.00000	-1.00000	Yes	-2.87523
SX366	GLOBAL	Cartesian	-2.71595	0.00000	-1.00000	Yes	-2.71595
SX367	GLOBAL	Cartesian	-2.57508	0.00000	-1.00000	Yes	-2.57508
SX368	GLOBAL	Cartesian	-1.71605	0.00000	-1.00000	Yes	-1.71605
SX369	GLOBAL	Cartesian	-1.28703	0.00000	-1.00000	No	-1.28703
SX370	GLOBAL	Cartesian	-0.85801	0.00000	-1.00000	Yes	-0.85801
SX371	GLOBAL	Cartesian	8.149E-14	0.00000	-1.00000	Yes	8.149E-14
SX372	GLOBAL	Cartesian	0.85800	0.00000	-1.00000	Yes	0.85800
SX373	GLOBAL	Cartesian	1.28703	0.00000	-1.00000	No	1.28703
SX374	GLOBAL	Cartesian	1.71605	0.00000	-1.00000	Yes	1.71605
SX375	GLOBAL	Cartesian	2.57508	0.00000	-1.00000	Yes	2.57508
SX376	GLOBAL	Cartesian	2.72516	0.00000	-1.00000	No	2.72516
SX377	GLOBAL	Cartesian	2.87523	0.00000	-1.00000	Yes	2.87523
SX378	GLOBAL	Cartesian	-2.87523	0.00000	0.00000	Yes	-2.87523
SX379	GLOBAL	Cartesian	-2.71595	0.00000	0.00000	Yes	-2.71595
SX380	GLOBAL	Cartesian	-2.57508	0.00000	0.00000	Yes	-2.57508
SX381	GLOBAL	Cartesian	-1.71605	0.00000	0.00000	Yes	-1.71605
SX382	GLOBAL	Cartesian	-1.28703	0.00000	0.00000	No	-1.28703
SX383	GLOBAL	Cartesian	-0.85801	0.00000	0.00000	Yes	-0.85801
SX384	GLOBAL	Cartesian	8.149E-14	0.00000	0.00000	Yes	8.149E-14
SX385	GLOBAL	Cartesian	0.85800	0.00000	0.00000	Yes	0.85800
SX386	GLOBAL	Cartesian	1.28703	0.00000	0.00000	No	1.28703
SX387	GLOBAL	Cartesian	1.71605	0.00000	0.00000	Yes	1.71605
SX388	GLOBAL	Cartesian	2.57508	0.00000	0.00000	Yes	2.57508
SX389	GLOBAL	Cartesian	2.72516	0.00000	0.00000	No	2.72516
SX390	GLOBAL	Cartesian	2.87523	0.00000	0.00000	Yes	2.87523



Autorità Portuale di Taranto
Interventi per il dragaggio di 2,3 M m³ di sedimenti in area Molo Polisettoriale e per la realizzazione di un primo lotto della cassa di colmata funzionale all'ampliamento del V Sporgente del Porto di Taranto

Allegati alla relazione di calcolo strutturale allineamento "BC"

Data 05/2016
Rev. B
c.d.c.: C296A
514B



SX392	GLOBAL	Cartesian	-2.87523	0.00000	1.00000	No	-2.87523
SX393	GLOBAL	Cartesian	-2.71595	0.00000	1.00000	No	-2.71595
SX394	GLOBAL	Cartesian	-2.57508	0.00000	1.00000	No	-2.57508
SX395	GLOBAL	Cartesian	-1.71605	0.00000	1.00000	No	-1.71605
SX396	GLOBAL	Cartesian	-1.28703	0.00000	1.00000	No	-1.28703
SX397	GLOBAL	Cartesian	-0.85801	0.00000	1.00000	No	-0.85801
SX398	GLOBAL	Cartesian	8.149E-14	0.00000	1.00000	No	8.149E-14
SX399	GLOBAL	Cartesian	0.85800	0.00000	1.00000	No	0.85800
SX400	GLOBAL	Cartesian	1.28703	0.00000	1.00000	No	1.28703
SX401	GLOBAL	Cartesian	1.71605	0.00000	1.00000	No	1.71605
SX402	GLOBAL	Cartesian	2.57508	0.00000	1.00000	No	2.57508
SX403	GLOBAL	Cartesian	2.72516	0.00000	1.00000	No	2.72516
SX404	GLOBAL	Cartesian	2.87523	0.00000	1.00000	No	2.87523
SX405	GLOBAL	Cartesian	-2.87523	0.00000	2.00000	No	-2.87523
SX406	GLOBAL	Cartesian	-2.71595	0.00000	2.00000	No	-2.71595
SX407	GLOBAL	Cartesian	-2.57508	0.00000	2.00000	No	-2.57508
SX408	GLOBAL	Cartesian	-1.71605	0.00000	2.00000	No	-1.71605
SX409	GLOBAL	Cartesian	-1.28703	0.00000	2.00000	No	-1.28703
SX410	GLOBAL	Cartesian	-0.85801	0.00000	2.00000	No	-0.85801
SX411	GLOBAL	Cartesian	8.149E-14	0.00000	2.00000	No	8.149E-14
SX412	GLOBAL	Cartesian	0.85800	0.00000	2.00000	No	0.85800
SX413	GLOBAL	Cartesian	1.28703	0.00000	2.00000	No	1.28703
SX414	GLOBAL	Cartesian	1.71605	0.00000	2.00000	No	1.71605
SX415	GLOBAL	Cartesian	2.57508	0.00000	2.00000	No	2.57508
SX416	GLOBAL	Cartesian	2.72516	0.00000	2.00000	No	2.72516
SX417	GLOBAL	Cartesian	2.87523	0.00000	2.00000	No	2.87523

Table: Joint Coordinates, Part 2 of 2

Joint	GlobalY m	GlobalZ m	GUID
DX1	-1.18000	-29.00000	
DX2	-1.18000	-29.00000	
DX3	-1.18000	-29.00000	
DX4	-1.18000	-29.00000	
DX5	-1.18000	-29.00000	
DX6	-1.18000	-29.00000	
DX7	-1.18000	-29.00000	
DX8	-1.18000	-29.00000	
DX9	-1.18000	-29.00000	
SX1	0.00000	-29.00000	
SX2	0.00000	-29.00000	
SX3	0.00000	-29.00000	
SX4	0.00000	-29.00000	
SX5	0.00000	-29.00000	
SX6	0.00000	-29.00000	
SX7	0.00000	-29.00000	
SX8	0.00000	-29.00000	
SX9	0.00000	-29.00000	
DX10	-1.18000	-29.00000	
DX11	-1.18000	-29.00000	
DX12	-1.18000	-29.00000	
DX13	-1.18000	-29.00000	
DX14	-1.18000	-28.00000	
DX15	-1.18000	-28.00000	
DX16	-1.18000	-28.00000	
DX17	-1.18000	-28.00000	
DX18	-1.18000	-28.00000	
DX19	-1.18000	-28.00000	
DX20	-1.18000	-28.00000	
DX21	-1.18000	-28.00000	
DX22	-1.18000	-28.00000	
DX23	-1.18000	-28.00000	
DX24	-1.18000	-28.00000	
DX25	-1.18000	-28.00000	
DX26	-1.18000	-28.00000	
DX27	-1.18000	-27.00000	
DX28	-1.18000	-27.00000	
DX29	-1.18000	-27.00000	
DX30	-1.18000	-27.00000	
DX31	-1.18000	-27.00000	
DX32	-1.18000	-27.00000	
DX33	-1.18000	-27.00000	
DX34	-1.18000	-27.00000	
DX35	-1.18000	-27.00000	
DX36	-1.18000	-27.00000	
DX37	-1.18000	-27.00000	
DX38	-1.18000	-27.00000	
DX39	-1.18000	-27.00000	



Autorità Portuale di Taranto
 Interventi per il dragaggio di 2,3 M m³ di sedimenti in area Molo Polisettoriale e per la realizzazione di un primo lotto della cassa di colmata funzionale all'ampliamento del V Sporgente del Porto di Taranto

Allegati alla relazione di calcolo strutturale allineamento "BC"

Data 05/2016
 Rev. B
 c.d.c.: C296A
 514B



DX40	-1.18000	-26.00000
DX41	-1.18000	-26.00000
DX42	-1.18000	-26.00000
DX43	-1.18000	-26.00000
DX44	-1.18000	-26.00000
DX45	-1.18000	-26.00000
DX46	-1.18000	-26.00000
DX47	-1.18000	-26.00000
DX48	-1.18000	-26.00000
DX49	-1.18000	-26.00000
DX50	-1.18000	-26.00000
DX51	-1.18000	-26.00000
DX52	-1.18000	-26.00000
DX53	-1.18000	-25.00000
DX54	-1.18000	-25.00000
DX55	-1.18000	-25.00000
DX56	-1.18000	-25.00000
DX57	-1.18000	-25.00000
DX58	-1.18000	-25.00000
DX59	-1.18000	-25.00000
DX60	-1.18000	-25.00000
DX61	-1.18000	-25.00000
DX62	-1.18000	-25.00000
DX63	-1.18000	-25.00000
DX64	-1.18000	-25.00000
DX65	-1.18000	-25.00000
DX66	-1.18000	-24.00000
DX67	-1.18000	-24.00000
DX68	-1.18000	-24.00000
DX69	-1.18000	-24.00000
DX70	-1.18000	-24.00000
DX71	-1.18000	-24.00000
DX72	-1.18000	-24.00000
DX73	-1.18000	-24.00000
DX74	-1.18000	-24.00000
DX75	-1.18000	-24.00000
DX76	-1.18000	-24.00000
DX77	-1.18000	-24.00000
DX78	-1.18000	-24.00000
DX79	-1.18000	-23.00000
DX80	-1.18000	-23.00000
DX81	-1.18000	-23.00000
DX82	-1.18000	-23.00000
DX83	-1.18000	-23.00000
DX84	-1.18000	-23.00000
DX85	-1.18000	-23.00000
DX86	-1.18000	-23.00000
DX87	-1.18000	-23.00000
DX88	-1.18000	-23.00000
DX89	-1.18000	-23.00000
DX90	-1.18000	-23.00000
DX91	-1.18000	-23.00000
DX92	-1.18000	-22.00000
DX93	-1.18000	-22.00000
DX94	-1.18000	-22.00000
DX95	-1.18000	-22.00000
DX96	-1.18000	-22.00000
DX97	-1.18000	-22.00000
DX98	-1.18000	-22.00000
DX99	-1.18000	-22.00000
SX10	0.00000	-29.00000
SX11	0.00000	-29.00000
SX12	0.00000	-29.00000
SX13	0.00000	-29.00000
SX14	0.00000	-28.00000
SX15	0.00000	-28.00000
SX16	0.00000	-28.00000
SX17	0.00000	-28.00000
SX18	0.00000	-28.00000
SX19	0.00000	-28.00000
SX20	0.00000	-28.00000
SX21	0.00000	-28.00000
SX22	0.00000	-28.00000
SX23	0.00000	-28.00000
SX24	0.00000	-28.00000
SX25	0.00000	-28.00000
SX26	0.00000	-28.00000
SX27	0.00000	-27.00000
SX28	0.00000	-27.00000
SX29	0.00000	-27.00000
SX30	0.00000	-27.00000



Autorità Portuale di Taranto
Interventi per il dragaggio di 2,3 M m³ di sedimenti in area Molo Polisettoriale e per la realizzazione di un primo lotto della cassa di colmata funzionale all'ampliamento del V Sporgente del Porto di Taranto

Allegati alla relazione di calcolo strutturale allineamento "BC"

Data 05/2016
Rev. B
c.d.c.: C296A
514B



SX31	0.00000	-27.00000
SX32	0.00000	-27.00000
SX33	0.00000	-27.00000
SX34	0.00000	-27.00000
SX35	0.00000	-27.00000
SX36	0.00000	-27.00000
SX37	0.00000	-27.00000
SX38	0.00000	-27.00000
SX39	0.00000	-27.00000
SX40	0.00000	-26.00000
SX41	0.00000	-26.00000
SX42	0.00000	-26.00000
SX43	0.00000	-26.00000
SX44	0.00000	-26.00000
SX45	0.00000	-26.00000
SX46	0.00000	-26.00000
SX47	0.00000	-26.00000
SX48	0.00000	-26.00000
SX49	0.00000	-26.00000
SX50	0.00000	-26.00000
SX51	0.00000	-26.00000
SX52	0.00000	-26.00000
SX53	0.00000	-25.00000
SX54	0.00000	-25.00000
SX55	0.00000	-25.00000
SX56	0.00000	-25.00000
SX57	0.00000	-25.00000
SX58	0.00000	-25.00000
SX59	0.00000	-25.00000
SX60	0.00000	-25.00000
SX61	0.00000	-25.00000
SX62	0.00000	-25.00000
SX63	0.00000	-25.00000
SX64	0.00000	-25.00000
SX65	0.00000	-25.00000
SX66	0.00000	-24.00000
SX67	0.00000	-24.00000
SX68	0.00000	-24.00000
SX69	0.00000	-24.00000
SX70	0.00000	-24.00000
SX71	0.00000	-24.00000
SX72	0.00000	-24.00000
SX73	0.00000	-24.00000
SX74	0.00000	-24.00000
SX75	0.00000	-24.00000
SX76	0.00000	-24.00000
SX77	0.00000	-24.00000
SX78	0.00000	-24.00000
SX79	0.00000	-23.00000
SX80	0.00000	-23.00000
SX81	0.00000	-23.00000
SX82	0.00000	-23.00000
SX83	0.00000	-23.00000
SX84	0.00000	-23.00000
SX85	0.00000	-23.00000
SX86	0.00000	-23.00000
SX87	0.00000	-23.00000
SX88	0.00000	-23.00000
SX89	0.00000	-23.00000
SX90	0.00000	-23.00000
SX91	0.00000	-23.00000
SX92	0.00000	-22.00000
SX93	0.00000	-22.00000
SX94	0.00000	-22.00000
SX95	0.00000	-22.00000
SX96	0.00000	-22.00000
SX97	0.00000	-22.00000
SX98	0.00000	-22.00000
SX99	0.00000	-22.00000
DX100	-1.18000	-22.00000
DX101	-1.18000	-22.00000
DX102	-1.18000	-22.00000
DX103	-1.18000	-22.00000
DX104	-1.18000	-22.00000
DX105	-1.18000	-21.00000
DX106	-1.18000	-21.00000
DX107	-1.18000	-21.00000
DX108	-1.18000	-21.00000
DX109	-1.18000	-21.00000
DX110	-1.18000	-21.00000
DX111	-1.18000	-21.00000



Autorità Portuale di Taranto
Interventi per il dragaggio di 2,3 M m³ di sedimenti in area Molo Polisettoriale e per la realizzazione di un primo lotto della cassa di colmata funzionale all'ampliamento del V Sporgente del Porto di Taranto

Allegati alla relazione di calcolo strutturale allineamento "BC"

Data 05/2016
Rev. B
c.d.c.: C296A
514B



DX112	-1.18000	-21.00000
DX113	-1.18000	-21.00000
DX114	-1.18000	-21.00000
DX115	-1.18000	-21.00000
DX116	-1.18000	-21.00000
DX117	-1.18000	-21.00000
DX118	-1.18000	-20.00000
DX119	-1.18000	-20.00000
DX120	-1.18000	-20.00000
DX121	-1.18000	-20.00000
DX122	-1.18000	-20.00000
DX123	-1.18000	-20.00000
DX124	-1.18000	-20.00000
DX125	-1.18000	-20.00000
DX126	-1.18000	-20.00000
DX127	-1.18000	-20.00000
DX128	-1.18000	-20.00000
DX129	-1.18000	-20.00000
DX130	-1.18000	-20.00000
DX131	-1.18000	-19.00000
DX132	-1.18000	-19.00000
DX133	-1.18000	-19.00000
DX134	-1.18000	-19.00000
DX135	-1.18000	-19.00000
DX136	-1.18000	-19.00000
DX137	-1.18000	-19.00000
DX138	-1.18000	-19.00000
DX139	-1.18000	-19.00000
DX140	-1.18000	-19.00000
DX141	-1.18000	-19.00000
DX142	-1.18000	-19.00000
DX143	-1.18000	-19.00000
DX144	-1.18000	-18.00000
DX145	-1.18000	-18.00000
DX146	-1.18000	-18.00000
DX147	-1.18000	-18.00000
DX148	-1.18000	-18.00000
DX149	-1.18000	-18.00000
DX150	-1.18000	-18.00000
DX151	-1.18000	-18.00000
DX152	-1.18000	-18.00000
DX153	-1.18000	-18.00000
DX154	-1.18000	-18.00000
DX155	-1.18000	-18.00000
DX156	-1.18000	-18.00000
DX157	-1.18000	-17.00000
DX158	-1.18000	-17.00000
DX159	-1.18000	-17.00000
DX160	-1.18000	-17.00000
DX161	-1.18000	-17.00000
DX162	-1.18000	-17.00000
DX163	-1.18000	-17.00000
DX164	-1.18000	-17.00000
DX165	-1.18000	-17.00000
DX166	-1.18000	-17.00000
DX167	-1.18000	-17.00000
DX168	-1.18000	-17.00000
DX169	-1.18000	-17.00000
DX170	-1.18000	-16.00000
DX171	-1.18000	-16.00000
DX172	-1.18000	-16.00000
DX173	-1.18000	-16.00000
DX174	-1.18000	-16.00000
DX175	-1.18000	-16.00000
DX176	-1.18000	-16.00000
DX177	-1.18000	-16.00000
DX178	-1.18000	-16.00000
DX179	-1.18000	-16.00000
DX180	-1.18000	-16.00000
DX181	-1.18000	-16.00000
DX182	-1.18000	-16.00000
DX183	-1.18000	-15.00000
DX184	-1.18000	-15.00000
DX185	-1.18000	-15.00000
DX186	-1.18000	-15.00000
DX187	-1.18000	-15.00000
DX188	-1.18000	-15.00000
DX189	-1.18000	-15.00000
DX190	-1.18000	-15.00000
DX191	-1.18000	-15.00000
DX192	-1.18000	-15.00000



Autorità Portuale di Taranto
 Interventi per il dragaggio di 2,3 M m³ di sedimenti in area Molo Polisettoriale e per la realizzazione di un primo lotto della cassa di colmata funzionale all'ampliamento del V Sporgente del Porto di Taranto

Allegati alla relazione di calcolo strutturale allineamento "BC"

Data 05/2016
 Rev. B
 c.d.c.: C296A
 514B

DX193	-1.18000	-15.00000
DX194	-1.18000	-15.00000
DX195	-1.18000	-15.00000
DX196	-1.18000	-14.00000
DX197	-1.18000	-14.00000
DX198	-1.18000	-14.00000
DX199	-1.18000	-14.00000
DX200	-1.18000	-14.00000
DX201	-1.18000	-14.00000
DX202	-1.18000	-14.00000
DX203	-1.18000	-14.00000
DX204	-1.18000	-14.00000
DX205	-1.18000	-14.00000
DX206	-1.18000	-14.00000
DX207	-1.18000	-14.00000
DX208	-1.18000	-14.00000
DX209	-1.18000	-13.00000
DX210	-1.18000	-13.00000
DX211	-1.18000	-13.00000
DX212	-1.18000	-13.00000
DX213	-1.18000	-13.00000
DX214	-1.18000	-13.00000
DX215	-1.18000	-13.00000
DX216	-1.18000	-13.00000
DX217	-1.18000	-13.00000
DX218	-1.18000	-13.00000
DX219	-1.18000	-13.00000
DX220	-1.18000	-13.00000
DX221	-1.18000	-13.00000
DX222	-1.18000	-12.00000
DX223	-1.18000	-12.00000
DX224	-1.18000	-12.00000
DX225	-1.18000	-12.00000
DX226	-1.18000	-12.00000
DX227	-1.18000	-12.00000
DX228	-1.18000	-12.00000
DX229	-1.18000	-12.00000
DX230	-1.18000	-12.00000
DX231	-1.18000	-12.00000
DX232	-1.18000	-12.00000
DX233	-1.18000	-12.00000
DX234	-1.18000	-12.00000
DX235	-1.18000	-11.00000
DX236	-1.18000	-11.00000
DX237	-1.18000	-11.00000
DX238	-1.18000	-11.00000
DX239	-1.18000	-11.00000
DX240	-1.18000	-11.00000
DX241	-1.18000	-11.00000
DX242	-1.18000	-11.00000
DX243	-1.18000	-11.00000
DX244	-1.18000	-11.00000
DX245	-1.18000	-11.00000
DX246	-1.18000	-11.00000
DX247	-1.18000	-11.00000
DX248	-1.18000	-10.00000
DX249	-1.18000	-10.00000
DX250	-1.18000	-10.00000
DX251	-1.18000	-10.00000
DX252	-1.18000	-10.00000
DX253	-1.18000	-10.00000
DX254	-1.18000	-10.00000
DX255	-1.18000	-10.00000
DX256	-1.18000	-10.00000
DX257	-1.18000	-10.00000
DX258	-1.18000	-10.00000
DX259	-1.18000	-10.00000
DX260	-1.18000	-10.00000
DX261	-1.18000	-9.00000
DX262	-1.18000	-9.00000
DX263	-1.18000	-9.00000
DX264	-1.18000	-9.00000
DX265	-1.18000	-9.00000
DX266	-1.18000	-9.00000
DX267	-1.18000	-9.00000
DX268	-1.18000	-9.00000
DX269	-1.18000	-9.00000
DX270	-1.18000	-9.00000
DX271	-1.18000	-9.00000
DX272	-1.18000	-9.00000
DX273	-1.18000	-9.00000



DX274	-1.18000	-8.00000
DX275	-1.18000	-8.00000
DX276	-1.18000	-8.00000
DX277	-1.18000	-8.00000
DX278	-1.18000	-8.00000
DX279	-1.18000	-8.00000
DX280	-1.18000	-8.00000
DX281	-1.18000	-8.00000
DX282	-1.18000	-8.00000
DX283	-1.18000	-8.00000
DX284	-1.18000	-8.00000
DX285	-1.18000	-8.00000
DX286	-1.18000	-8.00000
DX287	-1.18000	-7.00000
DX288	-1.18000	-7.00000
DX289	-1.18000	-7.00000
DX290	-1.18000	-7.00000
DX291	-1.18000	-7.00000
DX292	-1.18000	-7.00000
DX293	-1.18000	-7.00000
DX294	-1.18000	-7.00000
DX295	-1.18000	-7.00000
DX296	-1.18000	-7.00000
DX297	-1.18000	-7.00000
DX298	-1.18000	-7.00000
DX299	-1.18000	-7.00000
DX300	-1.18000	-6.00000
DX301	-1.18000	-6.00000
DX302	-1.18000	-6.00000
DX303	-1.18000	-6.00000
DX304	-1.18000	-6.00000
DX305	-1.18000	-6.00000
DX306	-1.18000	-6.00000
DX307	-1.18000	-6.00000
DX308	-1.18000	-6.00000
DX309	-1.18000	-6.00000
DX310	-1.18000	-6.00000
DX311	-1.18000	-6.00000
DX312	-1.18000	-6.00000
DX313	-1.18000	-5.00000
DX314	-1.18000	-5.00000
DX315	-1.18000	-5.00000
DX316	-1.18000	-5.00000
DX317	-1.18000	-5.00000
DX318	-1.18000	-5.00000
DX319	-1.18000	-5.00000
DX320	-1.18000	-5.00000
DX321	-1.18000	-5.00000
DX322	-1.18000	-5.00000
DX323	-1.18000	-5.00000
DX324	-1.18000	-5.00000
DX325	-1.18000	-5.00000
DX326	-1.18000	-4.00000
DX327	-1.18000	-4.00000
DX328	-1.18000	-4.00000
DX329	-1.18000	-4.00000
DX330	-1.18000	-4.00000
DX331	-1.18000	-4.00000
DX332	-1.18000	-4.00000
DX333	-1.18000	-4.00000
DX334	-1.18000	-4.00000
DX335	-1.18000	-4.00000
DX336	-1.18000	-4.00000
DX337	-1.18000	-4.00000
DX338	-1.18000	-4.00000
DX339	-1.18000	-3.00000
DX340	-1.18000	-3.00000
DX341	-1.18000	-3.00000
DX342	-1.18000	-3.00000
DX343	-1.18000	-3.00000
DX344	-1.18000	-3.00000
DX345	-1.18000	-3.00000
DX346	-1.18000	-3.00000
DX347	-1.18000	-3.00000
DX348	-1.18000	-3.00000
DX349	-1.18000	-3.00000
DX350	-1.18000	-3.00000
DX351	-1.18000	-3.00000
DX352	-1.18000	-2.00000
DX353	-1.18000	-2.00000
DX354	-1.18000	-2.00000



Autorità Portuale di Taranto
Interventi per il dragaggio di 2,3 M m³ di sedimenti in area Molo Polisettoriale e per la realizzazione di un primo lotto della cassa di colmata funzionale all'ampliamento del V Sporgente del Porto di Taranto

Allegati alla relazione di calcolo strutturale allineamento "BC"

Data 05/2016
Rev. B
c.d.c.: C296A
514B



DX355	-1.18000	-2.00000
DX356	-1.18000	-2.00000
DX357	-1.18000	-2.00000
DX358	-1.18000	-2.00000
DX359	-1.18000	-2.00000
DX360	-1.18000	-2.00000
DX361	-1.18000	-2.00000
DX362	-1.18000	-2.00000
DX363	-1.18000	-2.00000
DX364	-1.18000	-2.00000
DX365	-1.18000	-1.00000
DX366	-1.18000	-1.00000
DX367	-1.18000	-1.00000
DX368	-1.18000	-1.00000
DX369	-1.18000	-1.00000
DX370	-1.18000	-1.00000
DX371	-1.18000	-1.00000
DX372	-1.18000	-1.00000
DX373	-1.18000	-1.00000
DX374	-1.18000	-1.00000
DX375	-1.18000	-1.00000
DX376	-1.18000	-1.00000
DX377	-1.18000	-1.00000
DX378	-1.18000	0.00000
DX379	-1.18000	0.00000
DX380	-1.18000	0.00000
DX381	-1.18000	0.00000
DX382	-1.18000	0.00000
DX383	-1.18000	0.00000
DX384	-1.18000	0.00000
DX385	-1.18000	0.00000
DX386	-1.18000	0.00000
DX387	-1.18000	0.00000
DX388	-1.18000	0.00000
DX389	-1.18000	0.00000
DX390	-1.18000	0.00000
DX391	-1.18000	1.00000
DX392	-1.18000	1.00000
DX393	-1.18000	1.00000
DX394	-1.18000	1.00000
DX395	-1.18000	1.00000
DX396	-1.18000	1.00000
DX397	-1.18000	1.00000
DX398	-1.18000	1.00000
DX399	-1.18000	1.00000
DX400	-1.18000	1.00000
DX401	-1.18000	1.00000
DX402	-1.18000	1.00000
DX403	-1.18000	1.00000
DX404	-1.18000	2.00000
DX405	-1.18000	2.00000
DX406	-1.18000	2.00000
DX407	-1.18000	2.00000
DX408	-1.18000	2.00000
DX409	-1.18000	2.00000
DX410	-1.18000	2.00000
DX411	-1.18000	2.00000
DX412	-1.18000	2.00000
DX413	-1.18000	2.00000
DX414	-1.18000	2.00000
DX415	-1.18000	2.00000
DX416	-1.18000	2.00000
SX100	0.00000	-22.00000
SX101	0.00000	-22.00000
SX102	0.00000	-22.00000
SX103	0.00000	-22.00000
SX104	0.00000	-22.00000
SX105	0.00000	-21.00000
SX106	0.00000	-21.00000
SX107	0.00000	-21.00000
SX108	0.00000	-21.00000
SX109	0.00000	-21.00000
SX110	0.00000	-21.00000
SX111	0.00000	-21.00000
SX112	0.00000	-21.00000
SX113	0.00000	-21.00000
SX114	0.00000	-21.00000
SX115	0.00000	-21.00000
SX116	0.00000	-21.00000
SX117	0.00000	-21.00000
SX118	0.00000	-20.00000



Autorità Portuale di Taranto
Interventi per il dragaggio di 2,3 M m³ di sedimenti in area Molo Polisettoriale e per la realizzazione di un primo lotto della cassa di colmata funzionale all'ampliamento del V Sporgente del Porto di Taranto

Allegati alla relazione di calcolo strutturale allineamento "BC"

Data 05/2016
Rev. B
c.d.c.: C296A
514B



SX119	0.00000	-20.00000
SX120	0.00000	-20.00000
SX121	0.00000	-20.00000
SX122	0.00000	-20.00000
SX123	0.00000	-20.00000
SX124	0.00000	-20.00000
SX125	0.00000	-20.00000
SX126	0.00000	-20.00000
SX127	0.00000	-20.00000
SX128	0.00000	-20.00000
SX129	0.00000	-20.00000
SX130	0.00000	-20.00000
SX131	0.00000	-19.00000
SX132	0.00000	-19.00000
SX133	0.00000	-19.00000
SX134	0.00000	-19.00000
SX135	0.00000	-19.00000
SX136	0.00000	-19.00000
SX137	0.00000	-19.00000
SX138	0.00000	-19.00000
SX139	0.00000	-19.00000
SX140	0.00000	-19.00000
SX141	0.00000	-19.00000
SX142	0.00000	-19.00000
SX143	0.00000	-19.00000
SX144	0.00000	-18.00000
SX145	0.00000	-18.00000
SX146	0.00000	-18.00000
SX147	0.00000	-18.00000
SX148	0.00000	-18.00000
SX149	0.00000	-18.00000
SX150	0.00000	-18.00000
SX151	0.00000	-18.00000
SX152	0.00000	-18.00000
SX153	0.00000	-18.00000
SX154	0.00000	-18.00000
SX155	0.00000	-18.00000
SX156	0.00000	-18.00000
SX157	0.00000	-17.00000
SX158	0.00000	-17.00000
SX159	0.00000	-17.00000
SX160	0.00000	-17.00000
SX161	0.00000	-17.00000
SX162	0.00000	-17.00000
SX163	0.00000	-17.00000
SX164	0.00000	-17.00000
SX165	0.00000	-17.00000
SX166	0.00000	-17.00000
SX167	0.00000	-17.00000
SX168	0.00000	-17.00000
SX169	0.00000	-17.00000
SX170	0.00000	-16.00000
SX171	0.00000	-16.00000
SX172	0.00000	-16.00000
SX173	0.00000	-16.00000
SX174	0.00000	-16.00000
SX175	0.00000	-16.00000
SX176	0.00000	-16.00000
SX177	0.00000	-16.00000
SX178	0.00000	-16.00000
SX179	0.00000	-16.00000
SX180	0.00000	-16.00000
SX181	0.00000	-16.00000
SX182	0.00000	-16.00000
SX183	0.00000	-15.00000
SX184	0.00000	-15.00000
SX185	0.00000	-15.00000
SX186	0.00000	-15.00000
SX187	0.00000	-15.00000
SX188	0.00000	-15.00000
SX189	0.00000	-15.00000
SX190	0.00000	-15.00000
SX191	0.00000	-15.00000
SX192	0.00000	-15.00000
SX193	0.00000	-15.00000
SX194	0.00000	-15.00000
SX195	0.00000	-15.00000
SX196	0.00000	-14.00000
SX197	0.00000	-14.00000
SX198	0.00000	-14.00000
SX199	0.00000	-14.00000



Autorità Portuale di Taranto
Interventi per il dragaggio di 2,3 M m³ di sedimenti in area Molo Polisettoriale e per la realizzazione di un primo lotto della cassa di colmanta funzionale all'ampliamento del V Sporgente del Porto di Taranto

Allegati alla relazione di calcolo strutturale allineamento "BC"

Data 05/2016
Rev. B
c.d.c.: C296A
514B

SX200	0.00000	-14.00000
SX201	0.00000	-14.00000
SX202	0.00000	-14.00000
SX203	0.00000	-14.00000
SX204	0.00000	-14.00000
SX205	0.00000	-14.00000
SX206	0.00000	-14.00000
SX207	0.00000	-14.00000
SX208	0.00000	-14.00000
SX209	0.00000	-13.00000
SX210	0.00000	-13.00000
SX211	0.00000	-13.00000
SX212	0.00000	-13.00000
SX213	0.00000	-13.00000
SX214	0.00000	-13.00000
SX215	0.00000	-13.00000
SX216	0.00000	-13.00000
SX217	0.00000	-13.00000
SX218	0.00000	-13.00000
SX219	0.00000	-13.00000
SX220	0.00000	-13.00000
SX221	0.00000	-13.00000
SX222	0.00000	-12.00000
SX223	0.00000	-12.00000
SX224	0.00000	-12.00000
SX225	0.00000	-12.00000
SX226	0.00000	-12.00000
SX227	0.00000	-12.00000
SX228	0.00000	-12.00000
SX229	0.00000	-12.00000
SX230	0.00000	-12.00000
SX231	0.00000	-12.00000
SX232	0.00000	-12.00000
SX233	0.00000	-12.00000
SX234	0.00000	-12.00000
SX235	0.00000	-11.00000
SX236	0.00000	-11.00000
SX237	0.00000	-11.00000
SX238	0.00000	-11.00000
SX239	0.00000	-11.00000
SX240	0.00000	-11.00000
SX241	0.00000	-11.00000
SX242	0.00000	-11.00000
SX243	0.00000	-11.00000
SX244	0.00000	-11.00000
SX245	0.00000	-11.00000
SX246	0.00000	-11.00000
SX247	0.00000	-11.00000
SX248	0.00000	-10.00000
SX249	0.00000	-10.00000
SX250	0.00000	-10.00000
SX251	0.00000	-10.00000
SX252	0.00000	-10.00000
SX253	0.00000	-10.00000
SX254	0.00000	-10.00000
SX255	0.00000	-10.00000
SX256	0.00000	-10.00000
SX257	0.00000	-10.00000
SX258	0.00000	-10.00000
SX259	0.00000	-10.00000
SX260	0.00000	-10.00000
SX261	0.00000	-9.00000
SX262	0.00000	-9.00000
SX263	0.00000	-9.00000
SX264	0.00000	-9.00000
SX265	0.00000	-9.00000
SX266	0.00000	-9.00000
SX267	0.00000	-9.00000
SX268	0.00000	-9.00000
SX269	0.00000	-9.00000
SX270	0.00000	-9.00000
SX271	0.00000	-9.00000
SX272	0.00000	-9.00000
SX273	0.00000	-9.00000
SX274	0.00000	-8.00000
SX275	0.00000	-8.00000
SX276	0.00000	-8.00000
SX277	0.00000	-8.00000
SX278	0.00000	-8.00000
SX279	0.00000	-8.00000
SX280	0.00000	-8.00000



Autorità Portuale di Taranto
Interventi per il dragaggio di 2,3 M³ di sedimenti in area Molo Polisettoriale e per la realizzazione di un primo lotto della cassa di colmata funzionale all'ampliamento del V Sporgente del Porto di Taranto

Allegati alla relazione di calcolo strutturale allineamento "BC"

Data 05/2016
Rev. B
c.d.c.: C296A
514B

SX281	0.00000	-8.00000
SX282	0.00000	-8.00000
SX283	0.00000	-8.00000
SX284	0.00000	-8.00000
SX285	0.00000	-8.00000
SX286	0.00000	-8.00000
SX287	0.00000	-7.00000
SX288	0.00000	-7.00000
SX289	0.00000	-7.00000
SX290	0.00000	-7.00000
SX291	0.00000	-7.00000
SX292	0.00000	-7.00000
SX293	0.00000	-7.00000
SX294	0.00000	-7.00000
SX295	0.00000	-7.00000
SX296	0.00000	-7.00000
SX297	0.00000	-7.00000
SX298	0.00000	-7.00000
SX299	0.00000	-7.00000
SX300	0.00000	-6.00000
SX301	0.00000	-6.00000
SX302	0.00000	-6.00000
SX303	0.00000	-6.00000
SX304	0.00000	-6.00000
SX305	0.00000	-6.00000
SX306	0.00000	-6.00000
SX307	0.00000	-6.00000
SX308	0.00000	-6.00000
SX309	0.00000	-6.00000
SX310	0.00000	-6.00000
SX311	0.00000	-6.00000
SX312	0.00000	-6.00000
SX313	0.00000	-5.00000
SX314	0.00000	-5.00000
SX315	0.00000	-5.00000
SX316	0.00000	-5.00000
SX317	0.00000	-5.00000
SX318	0.00000	-5.00000
SX319	0.00000	-5.00000
SX320	0.00000	-5.00000
SX321	0.00000	-5.00000
SX322	0.00000	-5.00000
SX323	0.00000	-5.00000
SX324	0.00000	-5.00000
SX325	0.00000	-5.00000
SX326	0.00000	-4.00000
SX327	0.00000	-4.00000
SX328	0.00000	-4.00000
SX329	0.00000	-4.00000
SX330	0.00000	-4.00000
SX331	0.00000	-4.00000
SX332	0.00000	-4.00000
SX333	0.00000	-4.00000
SX334	0.00000	-4.00000
SX335	0.00000	-4.00000
SX336	0.00000	-4.00000
SX337	0.00000	-4.00000
SX338	0.00000	-4.00000
SX339	0.00000	-3.00000
SX340	0.00000	-3.00000
SX341	0.00000	-3.00000
SX342	0.00000	-3.00000
SX343	0.00000	-3.00000
SX344	0.00000	-3.00000
SX345	0.00000	-3.00000
SX346	0.00000	-3.00000
SX347	0.00000	-3.00000
SX348	0.00000	-3.00000
SX349	0.00000	-3.00000
SX350	0.00000	-3.00000
SX351	0.00000	-3.00000
SX352	0.00000	-2.00000
SX353	0.00000	-2.00000
SX354	0.00000	-2.00000
SX355	0.00000	-2.00000
SX356	0.00000	-2.00000
SX357	0.00000	-2.00000
SX358	0.00000	-2.00000
SX359	0.00000	-2.00000
SX360	0.00000	-2.00000
SX361	0.00000	-2.00000



Autorità Portuale di Taranto
Interventi per il dragaggio di 2,3 M m³ di sedimenti in area Molo Polisettoriale e per la realizzazione di un primo lotto della cassa di colmanta funzionale all'ampliamento del V Sporgente del Porto di Taranto

Allegati alla relazione di calcolo strutturale allineamento "BC"

Data 05/2016
Rev. B
c.d.c.: C296A
514B



ingLuigiSeverini.studio
Ingegneria Italiana



SX362	0.00000	-2.00000
SX363	0.00000	-2.00000
SX364	0.00000	-2.00000
SX365	0.00000	-1.00000
SX366	0.00000	-1.00000
SX367	0.00000	-1.00000
SX368	0.00000	-1.00000
SX369	0.00000	-1.00000
SX370	0.00000	-1.00000
SX371	0.00000	-1.00000
SX372	0.00000	-1.00000
SX373	0.00000	-1.00000
SX374	0.00000	-1.00000
SX375	0.00000	-1.00000
SX376	0.00000	-1.00000
SX377	0.00000	-1.00000
SX378	0.00000	0.00000
SX379	0.00000	0.00000
SX380	0.00000	0.00000
SX381	0.00000	0.00000
SX382	0.00000	0.00000
SX383	0.00000	0.00000
SX384	0.00000	0.00000
SX385	0.00000	0.00000
SX386	0.00000	0.00000
SX387	0.00000	0.00000
SX388	0.00000	0.00000
SX389	0.00000	0.00000
SX390	0.00000	0.00000
SX392	0.00000	1.00000
SX393	0.00000	1.00000
SX394	0.00000	1.00000
SX395	0.00000	1.00000
SX396	0.00000	1.00000
SX397	0.00000	1.00000
SX398	0.00000	1.00000
SX399	0.00000	1.00000
SX400	0.00000	1.00000
SX401	0.00000	1.00000
SX402	0.00000	1.00000
SX403	0.00000	1.00000
SX404	0.00000	1.00000
SX405	0.00000	2.00000
SX406	0.00000	2.00000
SX407	0.00000	2.00000
SX408	0.00000	2.00000
SX409	0.00000	2.00000
SX410	0.00000	2.00000
SX411	0.00000	2.00000
SX412	0.00000	2.00000
SX413	0.00000	2.00000
SX414	0.00000	2.00000
SX415	0.00000	2.00000
SX416	0.00000	2.00000
SX417	0.00000	2.00000

Table: Joint Pattern Assignments

Joint	Pattern	Value
SX6	P_INT_MONTE_F	276.899797
SX6	P_INT_MONTE_0	411.799985
SX6	P_V_1	0.000000
SX6	P_V_2	0.000000
SX6	P_V_3	0.000000
SX6	P_V_4	0.000000
SX6	P_V_5	0.000000
SX6	P_M_2	-721.773861
SX6	P_M_3	-703.825918
SX12	P_INT_MONTE_F	276.899797
SX12	P_INT_MONTE_0	411.799985
SX12	P_V_1	0.000000
SX12	P_V_2	0.000000
SX12	P_V_3	0.000000
SX12	P_V_4	0.000000
SX12	P_V_5	0.000000
SX12	P_M_2	-721.773861
SX12	P_M_3	-703.825918
SX8	P_INT_MONTE_F	276.899797



Autorità Portuale di Taranto
Interventi per il dragaggio di 2,3 M³ di sedimenti in area Molo Polisettoriale e per la realizzazione di un primo lotto della cassa di colmata funzionale all'ampliamento del V Sporgente del Porto di Taranto

Allegati alla relazione di calcolo strutturale allineamento "BC"

Data 05/2016
Rev. B
c.d.c.: C296A
514B

SX8	P_INT_MONTE_0	411.799985
SX8	P_V_1	0.000000
SX8	P_V_2	0.000000
SX8	P_V_3	0.000000
SX8	P_V_4	0.000000
SX8	P_V_5	0.000000
SX8	P_M_2	-721.773861
SX8	P_M_3	-703.825918
SX25	P_INT_MONTE_F	262.699797
SX25	P_INT_MONTE_0	397.599985
SX25	P_V_1	0.000000
SX25	P_V_2	0.000000
SX25	P_V_3	0.000000
SX25	P_V_4	0.000000
SX25	P_V_5	0.000000
SX25	P_M_2	-690.003156
SX25	P_M_3	-676.707041
SX1	P_INT_MONTE_F	276.899797
SX1	P_INT_MONTE_0	411.799985
SX1	P_V_1	0.000000
SX1	P_V_2	0.000000
SX1	P_V_3	0.000000
SX1	P_V_4	0.000000
SX1	P_V_5	0.000000
SX1	P_M_2	-721.773861
SX1	P_M_3	-703.825918
SX13	P_INT_MONTE_F	276.899797
SX13	P_INT_MONTE_0	411.799985
SX13	P_V_1	0.000000
SX13	P_V_2	0.000000
SX13	P_V_3	0.000000
SX13	P_V_4	0.000000
SX13	P_V_5	0.000000
SX13	P_M_2	-721.773861
SX13	P_M_3	-703.825918
SX38	P_INT_MONTE_F	248.499797
SX38	P_INT_MONTE_0	383.399985
SX38	P_V_1	0.000000
SX38	P_V_2	0.000000
SX38	P_V_3	0.000000
SX38	P_V_4	0.000000
SX38	P_V_5	0.000000
SX38	P_M_2	-375.842240
SX38	P_M_3	-489.197168
SX51	P_INT_MONTE_F	234.299797
SX51	P_INT_MONTE_0	369.199985
SX51	P_V_1	0.000000
SX51	P_V_2	0.000000
SX51	P_V_3	0.000000
SX51	P_V_4	0.000000
SX51	P_V_5	0.000000
SX51	P_M_2	-359.634949
SX51	P_M_3	-493.263673
SX64	P_INT_MONTE_F	220.099797
SX64	P_INT_MONTE_0	354.999985
SX64	P_V_1	0.000000
SX64	P_V_2	0.000000
SX64	P_V_3	0.000000
SX64	P_V_4	0.000000
SX64	P_V_5	0.000000
SX64	P_M_2	-461.217287
SX64	P_M_3	-607.116947
SX77	P_INT_MONTE_F	205.899797
SX77	P_INT_MONTE_0	340.799985
SX77	P_V_1	0.000000
SX77	P_V_2	0.000000
SX77	P_V_3	0.000000
SX77	P_V_4	0.000000
SX77	P_V_5	0.000000
SX77	P_M_2	-430.054810
SX77	P_M_3	-436.328589
SX90	P_INT_MONTE_F	192.538889
SX90	P_INT_MONTE_0	327.439077
SX90	P_V_1	0.000000
SX90	P_V_2	0.000000
SX90	P_V_3	0.000000
SX90	P_V_4	0.000000
SX90	P_V_5	0.000000
SX90	P_M_2	-405.418907
SX90	P_M_3	-414.605959
SX103	P_INT_MONTE_F	177.338428



Autorità Portuale di Taranto
Interventi per il dragaggio di 2,3 M³ di sedimenti in area Molo Polisettoriale e per la realizzazione di un primo lotto della cassa di colmata funzionale all'ampliamento del V Sporgente del Porto di Taranto

Allegati alla relazione di calcolo strutturale allineamento "BC"

Data 05/2016
Rev. B
c.d.c.: C296A
514B

SX103	P_INT_MONTE_0	312.238616
SX103	P_V_1	0.000000
SX103	P_V_2	0.000000
SX103	P_V_3	0.000000
SX103	P_V_4	0.000000
SX103	P_V_5	0.000000
SX103	P_M_2	-375.710650
SX103	P_M_3	-397.977068
SX2	P_INT_MONTE_F	276.899797
SX2	P_INT_MONTE_0	411.799985
SX2	P_V_1	0.000000
SX2	P_V_2	0.000000
SX2	P_V_3	0.000000
SX2	P_V_4	0.000000
SX2	P_V_5	0.000000
SX2	P_M_2	-721.773861
SX2	P_M_3	-703.825918
SX3	P_INT_MONTE_F	276.899797
SX3	P_INT_MONTE_0	411.799985
SX3	P_V_1	0.000000
SX3	P_V_2	0.000000
SX3	P_V_3	0.000000
SX3	P_V_4	0.000000
SX3	P_V_5	0.000000
SX3	P_M_2	-721.773861
SX3	P_M_3	-703.825918
SX11	P_INT_MONTE_F	276.899797
SX11	P_INT_MONTE_0	411.799985
SX11	P_V_1	0.000000
SX11	P_V_2	0.000000
SX11	P_V_3	0.000000
SX11	P_V_4	0.000000
SX11	P_V_5	0.000000
SX11	P_M_2	-721.773861
SX11	P_M_3	-703.825918
SX116	P_INT_MONTE_F	163.299797
SX116	P_INT_MONTE_0	298.199985
SX116	P_V_1	0.000000
SX116	P_V_2	0.000000
SX116	P_V_3	0.000000
SX116	P_V_4	0.000000
SX116	P_V_5	0.000000
SX116	P_M_2	-338.598321
SX116	P_M_3	-381.711999
SX129	P_INT_MONTE_F	149.099797
SX129	P_INT_MONTE_0	283.999985
SX129	P_V_1	0.000000
SX129	P_V_2	0.000000
SX129	P_V_3	0.000000
SX129	P_V_4	0.000000
SX129	P_V_5	0.000000
SX129	P_M_2	-293.121463
SX129	P_M_3	-365.632524
SX142	P_INT_MONTE_F	134.899797
SX142	P_INT_MONTE_0	269.799985
SX142	P_V_1	0.000000
SX142	P_V_2	0.000000
SX142	P_V_3	0.000000
SX142	P_V_4	0.000000
SX142	P_V_5	0.000000
SX142	P_M_2	-257.608009
SX142	P_M_3	-348.515698
SX155	P_INT_MONTE_F	121.603229
SX155	P_INT_MONTE_0	256.503417
SX155	P_V_1	0.000000
SX155	P_V_2	0.000000
SX155	P_V_3	0.000000
SX155	P_V_4	0.000000
SX155	P_V_5	0.000000
SX155	P_M_2	-228.455407
SX155	P_M_3	-331.760598
SX168	P_INT_MONTE_F	106.402981
SX168	P_INT_MONTE_0	241.303169
SX168	P_V_1	0.000000
SX168	P_V_2	0.000000
SX168	P_V_3	0.000000
SX168	P_V_4	0.000000
SX168	P_V_5	0.000000
SX168	P_M_2	-200.624116
SX168	P_M_3	-311.939721
SX181	P_INT_MONTE_F	92.299797



Autorità Portuale di Taranto

Interventi per il dragaggio di 2,3 M³ di sedimenti in area Molo Polisettoriale e per la realizzazione di un primo lotto della cassa di colmata funzionale all'ampliamento del V Sporgente del Porto di Taranto

Allegati alla relazione di calcolo strutturale allineamento "BC"

Data 05/2016
Rev. B
c.d.c.: C296A
514B

SX181	P_INT_MONTE_0	227.199985
SX181	P_V_1	0.000000
SX181	P_V_2	0.000000
SX181	P_V_3	0.000000
SX181	P_V_4	0.000000
SX181	P_V_5	0.000000
SX181	P_M_2	-177.077691
SX181	P_M_3	-292.232760
SX194	P_INT_MONTE_F	78.099797
SX194	P_INT_MONTE_0	212.999985
SX194	P_V_1	0.000000
SX194	P_V_2	0.000000
SX194	P_V_3	0.000000
SX194	P_V_4	0.000000
SX194	P_V_5	0.000000
SX194	P_M_2	-153.535603
SX194	P_M_3	-271.024559
SX207	P_INT_MONTE_F	63.899797
SX207	P_INT_MONTE_0	198.799985
SX207	P_V_1	0.000000
SX207	P_V_2	0.000000
SX207	P_V_3	0.000000
SX207	P_V_4	0.000000
SX207	P_V_5	0.000000
SX207	P_M_2	-133.565759
SX207	P_M_3	-250.696240
SX220	P_INT_MONTE_F	49.699797
SX220	P_INT_MONTE_0	184.599985
SX220	P_V_1	0.000000
SX220	P_V_2	0.000000
SX220	P_V_3	0.000000
SX220	P_V_4	0.000000
SX220	P_V_5	0.000000
SX220	P_M_2	-114.562754
SX220	P_M_3	-229.268886
SX7	P_INT_MONTE_F	276.899797
SX7	P_INT_MONTE_0	411.799985
SX7	P_V_1	0.000000
SX7	P_V_2	0.000000
SX7	P_V_3	0.000000
SX7	P_V_4	0.000000
SX7	P_V_5	0.000000
SX7	P_M_2	-721.773861
SX7	P_M_3	-703.825918
SX233	P_INT_MONTE_F	35.467520
SX233	P_INT_MONTE_0	170.367708
SX233	P_V_1	0.000000
SX233	P_V_2	0.000000
SX233	P_V_3	0.000000
SX233	P_V_4	0.000000
SX233	P_V_5	0.000000
SX233	P_M_2	-98.007074
SX233	P_M_3	-203.408206
DX6	P_INT_VALLE_F	-276.899797
DX6	P_INT_VALLE_0	-411.799985
DX6	P_M_1	0.000000
DX6	P_M_2	0.000000
DX6	P_M_3	0.000000
DX6	P_M_4	0.000000
DX6	P_M_5	0.000000
DX6	P_V_2	352.152136
DX6	P_V_3	605.380128
DX8	P_INT_VALLE_F	-276.899797
DX8	P_INT_VALLE_0	-411.799985
DX8	P_M_1	0.000000
DX8	P_M_2	0.000000
DX8	P_M_3	0.000000
DX8	P_M_4	0.000000
DX8	P_M_5	0.000000
DX8	P_V_2	427.832600
DX8	P_V_3	605.380128
SX246	P_INT_MONTE_F	21.299797
SX246	P_INT_MONTE_0	156.199985
SX246	P_V_1	0.000000
SX246	P_V_2	0.000000
SX246	P_V_3	0.000000
SX246	P_V_4	0.000000
SX246	P_V_5	0.000000
SX246	P_M_2	-82.537970
SX246	P_M_3	-174.056695
SX259	P_INT_MONTE_F	7.099797



Autorità Portuale di Taranto
Interventi per il dragaggio di 2,3 M³ di sedimenti in area Molo Polisettoriale e per la realizzazione di un primo lotto della cassa di colmata funzionale all'ampliamento del V Sporgente del Porto di Taranto

Allegati alla relazione di calcolo strutturale allineamento "BC"

Data 05/2016
Rev. B
c.d.c.: C296A
514B

SX259	P_INT_MONTE_0	141.999985
SX259	P_V_1	0.000000
SX259	P_V_2	0.000000
SX259	P_V_3	0.000000
SX259	P_V_4	0.000000
SX259	P_V_5	0.000000
SX259	P_M_2	-65.374459
SX259	P_M_3	-143.148678
SX272	P_INT_MONTE_F	0.000000
SX272	P_INT_MONTE_0	127.799985
SX272	P_V_1	0.000000
SX272	P_V_2	0.000000
SX272	P_V_3	0.000000
SX272	P_V_4	0.000000
SX272	P_V_5	0.000000
SX272	P_M_2	-105.414014
SX272	P_M_3	-89.633333
DX13	P_INT_VALLE_F	-276.899797
DX13	P_INT_VALLE_0	-411.799985
DX13	P_M_1	0.000000
DX13	P_M_2	0.000000
DX13	P_M_3	0.000000
DX13	P_M_4	0.000000
DX13	P_M_5	0.000000
DX13	P_V_2	427.832600
DX13	P_V_3	605.380128
DX1	P_INT_VALLE_F	-276.899797
DX1	P_INT_VALLE_0	-411.799985
DX1	P_M_1	0.000000
DX1	P_M_2	0.000000
DX1	P_M_3	0.000000
DX1	P_M_4	0.000000
DX1	P_M_5	0.000000
DX1	P_V_2	427.832600
DX1	P_V_3	605.380128
SX285	P_INT_MONTE_F	0.000000
SX285	P_INT_MONTE_0	113.599808
SX285	P_V_1	0.000000
SX285	P_V_2	0.000000
SX285	P_V_3	0.000000
SX285	P_V_4	0.000000
SX285	P_V_5	0.000000
SX285	P_M_2	-96.464141
SX285	P_M_3	-80.000000
SX298	P_INT_MONTE_F	0.000000
SX298	P_INT_MONTE_0	100.287485
SX298	P_V_1	0.000000
SX298	P_V_2	0.000000
SX298	P_V_3	0.000000
SX298	P_V_4	0.000000
SX298	P_V_5	0.000000
SX298	P_M_2	-87.963309
SX298	P_M_3	-70.850000
SX311	P_INT_MONTE_F	0.000000
SX311	P_INT_MONTE_0	85.199985
SX311	P_V_1	0.000000
SX311	P_V_2	0.000000
SX311	P_V_3	0.000000
SX311	P_V_4	0.000000
SX311	P_V_5	0.000000
SX311	P_M_2	-77.991478
SX311	P_M_3	-60.116667
SX324	P_INT_MONTE_F	0.000000
SX324	P_INT_MONTE_0	70.999985
SX324	P_V_1	0.000000
SX324	P_V_2	0.000000
SX324	P_V_3	0.000000
SX324	P_V_4	0.000000
SX324	P_V_5	0.000000
SX324	P_M_2	-68.019646
SX324	P_M_3	-49.383333
SX337	P_INT_MONTE_F	0.000000
SX337	P_INT_MONTE_0	55.912485
SX337	P_V_1	0.000000
SX337	P_V_2	0.000000
SX337	P_V_3	0.000000
SX337	P_V_4	0.000000
SX337	P_V_5	0.000000
SX337	P_M_2	-59.302035
SX337	P_M_3	-40.000000
DX7	P_INT_VALLE_F	-276.899797

DX7	P_INT_VALLE_0	-411.799985
DX7	P_M_1	0.000000
DX7	P_M_2	0.000000
DX7	P_M_3	0.000000
DX7	P_M_4	0.000000
DX7	P_M_5	0.000000
DX7	P_V_2	427.832600
DX7	P_V_3	605.380128
DX3	P_INT_VALLE_F	-276.899797
DX3	P_INT_VALLE_0	-411.799985
DX3	P_M_1	0.000000
DX3	P_M_2	0.000000
DX3	P_M_3	0.000000
DX3	P_M_4	0.000000
DX3	P_M_5	0.000000
DX3	P_V_2	427.832600
DX3	P_V_3	605.380128
DX11	P_INT_VALLE_F	-276.899797
DX11	P_INT_VALLE_0	-411.799985
DX11	P_M_1	0.000000
DX11	P_M_2	0.000000
DX11	P_M_3	0.000000
DX11	P_M_4	0.000000
DX11	P_M_5	0.000000
DX11	P_V_2	427.832600
DX11	P_V_3	605.380128
DX10	P_INT_VALLE_F	-276.899797
DX10	P_INT_VALLE_0	-411.799985
DX10	P_M_1	0.000000
DX10	P_M_2	0.000000
DX10	P_M_3	0.000000
DX10	P_M_4	0.000000
DX10	P_M_5	0.000000
DX10	P_V_2	427.832600
DX10	P_V_3	605.380128
DX4	P_INT_VALLE_F	-276.899797
DX4	P_INT_VALLE_0	-411.799985
DX4	P_M_1	0.000000
DX4	P_M_2	0.000000
DX4	P_M_3	0.000000
DX4	P_M_4	0.000000
DX4	P_M_5	0.000000
DX4	P_V_2	427.832600
DX4	P_V_3	605.380128
SX4	P_INT_MONTE_F	276.899797
SX4	P_INT_MONTE_0	411.799985
SX4	P_V_1	0.000000
SX4	P_V_2	0.000000
SX4	P_V_3	0.000000
SX4	P_V_4	0.000000
SX4	P_V_5	0.000000
SX4	P_M_2	-721.773861
SX4	P_M_3	-703.825918
SX10	P_INT_MONTE_F	276.899797
SX10	P_INT_MONTE_0	411.799985
SX10	P_V_1	0.000000
SX10	P_V_2	0.000000
SX10	P_V_3	0.000000
SX10	P_V_4	0.000000
SX10	P_V_5	0.000000
SX10	P_M_2	-721.773861
SX10	P_M_3	-703.825918
SX19	P_INT_MONTE_F	262.699797
SX19	P_INT_MONTE_0	397.599985
SX19	P_V_1	0.000000
SX19	P_V_2	0.000000
SX19	P_V_3	0.000000
SX19	P_V_4	0.000000
SX19	P_V_5	0.000000
SX19	P_M_2	-690.003156
SX19	P_M_3	-676.707041
SX21	P_INT_MONTE_F	262.699797
SX21	P_INT_MONTE_0	397.599985
SX21	P_V_1	0.000000
SX21	P_V_2	0.000000
SX21	P_V_3	0.000000
SX21	P_V_4	0.000000
SX21	P_V_5	0.000000
SX21	P_M_2	-690.003156
SX21	P_M_3	-676.707041
SX14	P_INT_MONTE_F	262.699797



Autorità Portuale di Taranto
Interventi per il dragaggio di 2,3 M³ di sedimenti in area Molo Polisettoriale e per la realizzazione di un primo lotto della cassa di colmata funzionale all'ampliamento del V Sporgente del Porto di Taranto

Allegati alla relazione di calcolo strutturale allineamento "BC"

Data 05/2016
Rev. B
c.d.c.: C296A
514B

SX14	P_INT_MONTE_0	397.599985
SX14	P_V_1	0.000000
SX14	P_V_2	0.000000
SX14	P_V_3	0.000000
SX14	P_V_4	0.000000
SX14	P_V_5	0.000000
SX14	P_M_2	-690.003156
SX14	P_M_3	-676.707041
SX26	P_INT_MONTE_F	262.699797
SX26	P_INT_MONTE_0	397.599985
SX26	P_V_1	0.000000
SX26	P_V_2	0.000000
SX26	P_V_3	0.000000
SX26	P_V_4	0.000000
SX26	P_V_5	0.000000
SX26	P_M_2	-690.003156
SX26	P_M_3	-676.707041
SX15	P_INT_MONTE_F	262.699797
SX15	P_INT_MONTE_0	397.599985
SX15	P_V_1	0.000000
SX15	P_V_2	0.000000
SX15	P_V_3	0.000000
SX15	P_V_4	0.000000
SX15	P_V_5	0.000000
SX15	P_M_2	-690.003156
SX15	P_M_3	-676.707041
SX16	P_INT_MONTE_F	262.699797
SX16	P_INT_MONTE_0	397.599985
SX16	P_V_1	0.000000
SX16	P_V_2	0.000000
SX16	P_V_3	0.000000
SX16	P_V_4	0.000000
SX16	P_V_5	0.000000
SX16	P_M_2	-690.003156
SX16	P_M_3	-676.707041
SX24	P_INT_MONTE_F	262.699797
SX24	P_INT_MONTE_0	397.599985
SX24	P_V_1	0.000000
SX24	P_V_2	0.000000
SX24	P_V_3	0.000000
SX24	P_V_4	0.000000
SX24	P_V_5	0.000000
SX24	P_M_2	-690.003156
SX24	P_M_3	-676.707041
SX350	P_INT_MONTE_F	0.000000
SX350	P_INT_MONTE_0	42.599772
SX350	P_V_1	0.000000
SX350	P_V_2	0.000000
SX350	P_V_3	0.000000
SX350	P_V_4	0.000000
SX350	P_V_5	0.000000
SX350	P_M_2	-50.568852
SX350	P_M_3	-30.599904
SX20	P_INT_MONTE_F	262.699797
SX20	P_INT_MONTE_0	397.599985
SX20	P_V_1	0.000000
SX20	P_V_2	0.000000
SX20	P_V_3	0.000000
SX20	P_V_4	0.000000
SX20	P_V_5	0.000000
SX20	P_M_2	-690.003156
SX20	P_M_3	-676.707041
SX17	P_INT_MONTE_F	262.699797
SX17	P_INT_MONTE_0	397.599985
SX17	P_V_1	0.000000
SX17	P_V_2	0.000000
SX17	P_V_3	0.000000
SX17	P_V_4	0.000000
SX17	P_V_5	0.000000
SX17	P_M_2	-690.003156
SX17	P_M_3	-676.707041
SX23	P_INT_MONTE_F	262.699797
SX23	P_INT_MONTE_0	397.599985
SX23	P_V_1	0.000000
SX23	P_V_2	0.000000
SX23	P_V_3	0.000000
SX23	P_V_4	0.000000
SX23	P_V_5	0.000000
SX23	P_M_2	-690.003156
SX23	P_M_3	-676.707041
DX19	P_INT_VALLE_F	-262.699797



Autorità Portuale di Taranto
Interventi per il dragaggio di 2,3 M³ di sedimenti in area Molo Polisettoriale e per la realizzazione di un primo lotto della cassa di colmata funzionale all'ampliamento del V Sporgente del Porto di Taranto

Allegati alla relazione di calcolo strutturale allineamento "BC"

Data 05/2016
Rev. B
c.d.c.: C296A
514B

DX19	P_INT_VALLE_0	-397.599985
DX19	P_M_1	0.000000
DX19	P_M_2	0.000000
DX19	P_M_3	0.000000
DX19	P_M_4	0.000000
DX19	P_M_5	0.000000
DX19	P_V_2	328.685200
DX19	P_V_3	500.743934
DX21	P_INT_VALLE_F	-262.699797
DX21	P_INT_VALLE_0	-397.599985
DX21	P_M_1	0.000000
DX21	P_M_2	0.000000
DX21	P_M_3	0.000000
DX21	P_M_4	0.000000
DX21	P_M_5	0.000000
DX21	P_V_2	328.685200
DX21	P_V_3	500.743934
DX26	P_INT_VALLE_F	-262.699797
DX26	P_INT_VALLE_0	-397.599985
DX26	P_M_1	0.000000
DX26	P_M_2	0.000000
DX26	P_M_3	0.000000
DX26	P_M_4	0.000000
DX26	P_M_5	0.000000
DX26	P_V_2	328.685200
DX26	P_V_3	500.743934
DX14	P_INT_VALLE_F	-262.699797
DX14	P_INT_VALLE_0	-397.599985
DX14	P_M_1	0.000000
DX14	P_M_2	0.000000
DX14	P_M_3	0.000000
DX14	P_M_4	0.000000
DX14	P_M_5	0.000000
DX14	P_V_2	328.685200
DX14	P_V_3	500.743934
DX20	P_INT_VALLE_F	-262.699797
DX20	P_INT_VALLE_0	-397.599985
DX20	P_M_1	0.000000
DX20	P_M_2	0.000000
DX20	P_M_3	0.000000
DX20	P_M_4	0.000000
DX20	P_M_5	0.000000
DX20	P_V_2	328.685200
DX20	P_V_3	500.743934
DX16	P_INT_VALLE_F	-262.699797
DX16	P_INT_VALLE_0	-397.599985
DX16	P_M_1	0.000000
DX16	P_M_2	0.000000
DX16	P_M_3	0.000000
DX16	P_M_4	0.000000
DX16	P_M_5	0.000000
DX16	P_V_2	328.685200
DX16	P_V_3	500.743934
DX24	P_INT_VALLE_F	-262.699797
DX24	P_INT_VALLE_0	-397.599985
DX24	P_M_1	0.000000
DX24	P_M_2	0.000000
DX24	P_M_3	0.000000
DX24	P_M_4	0.000000
DX24	P_M_5	0.000000
DX24	P_V_2	328.685200
DX24	P_V_3	500.743934
DX23	P_INT_VALLE_F	-262.699797
DX23	P_INT_VALLE_0	-397.599985
DX23	P_M_1	0.000000
DX23	P_M_2	0.000000
DX23	P_M_3	0.000000
DX23	P_M_4	0.000000
DX23	P_M_5	0.000000
DX23	P_V_2	328.685200
DX23	P_V_3	500.743934
DX17	P_INT_VALLE_F	-262.699797
DX17	P_INT_VALLE_0	-397.599985
DX17	P_M_1	0.000000
DX17	P_M_2	0.000000
DX17	P_M_3	0.000000
DX17	P_M_4	0.000000
DX17	P_M_5	0.000000
DX17	P_V_2	328.685200
DX17	P_V_3	500.743934
SX32	P_INT_MONTE_F	248.499797

SX32	P_INT_MONTE_0	383.399985
SX32	P_V_1	0.000000
SX32	P_V_2	0.000000
SX32	P_V_3	0.000000
SX32	P_V_4	0.000000
SX32	P_V_5	0.000000
SX32	P_M_2	-375.842240
SX32	P_M_3	-489.197168
SX34	P_INT_MONTE_F	248.499797
SX34	P_INT_MONTE_0	383.399985
SX34	P_V_1	0.000000
SX34	P_V_2	0.000000
SX34	P_V_3	0.000000
SX34	P_V_4	0.000000
SX34	P_V_5	0.000000
SX34	P_M_2	-375.842240
SX34	P_M_3	-489.197168
SX27	P_INT_MONTE_F	248.499797
SX27	P_INT_MONTE_0	383.399985
SX27	P_V_1	0.000000
SX27	P_V_2	0.000000
SX27	P_V_3	0.000000
SX27	P_V_4	0.000000
SX27	P_V_5	0.000000
SX27	P_M_2	-375.842240
SX27	P_M_3	-489.197168
SX39	P_INT_MONTE_F	248.499797
SX39	P_INT_MONTE_0	383.399985
SX39	P_V_1	0.000000
SX39	P_V_2	0.000000
SX39	P_V_3	0.000000
SX39	P_V_4	0.000000
SX39	P_V_5	0.000000
SX39	P_M_2	-375.842240
SX39	P_M_3	-489.197168
SX28	P_INT_MONTE_F	248.499797
SX28	P_INT_MONTE_0	383.399985
SX28	P_V_1	0.000000
SX28	P_V_2	0.000000
SX28	P_V_3	0.000000
SX28	P_V_4	0.000000
SX28	P_V_5	0.000000
SX28	P_M_2	-375.842240
SX28	P_M_3	-489.197168
SX29	P_INT_MONTE_F	248.499797
SX29	P_INT_MONTE_0	383.399985
SX29	P_V_1	0.000000
SX29	P_V_2	0.000000
SX29	P_V_3	0.000000
SX29	P_V_4	0.000000
SX29	P_V_5	0.000000
SX29	P_M_2	-375.842240
SX29	P_M_3	-489.197168
SX37	P_INT_MONTE_F	248.499797
SX37	P_INT_MONTE_0	383.399985
SX37	P_V_1	0.000000
SX37	P_V_2	0.000000
SX37	P_V_3	0.000000
SX37	P_V_4	0.000000
SX37	P_V_5	0.000000
SX37	P_M_2	-375.842240
SX37	P_M_3	-489.197168
SX363	P_INT_MONTE_F	0.000000
SX363	P_INT_MONTE_0	28.399985
SX363	P_V_1	0.000000
SX363	P_V_2	0.000000
SX363	P_V_3	0.000000
SX363	P_V_4	0.000000
SX363	P_V_5	0.000000
SX363	P_M_2	-40.720983
SX363	P_M_3	-20.000000
SX33	P_INT_MONTE_F	248.499797
SX33	P_INT_MONTE_0	383.399985
SX33	P_V_1	0.000000
SX33	P_V_2	0.000000
SX33	P_V_3	0.000000
SX33	P_V_4	0.000000
SX33	P_V_5	0.000000
SX33	P_M_2	-375.842240
SX33	P_M_3	-489.197168
SX30	P_INT_MONTE_F	248.499797



Autorità Portuale di Taranto

Interventi per il dragaggio di 2,3 M³ di sedimenti in area Molo Polisettoriale e per la realizzazione di un primo lotto della cassa di colmata funzionale all'ampliamento del V Sporgente del Porto di Taranto

Allegati alla relazione di calcolo strutturale allineamento "BC"

Data 05/2016
Rev. B
c.d.c.: C296A
514B

SX30	P_INT_MONTE_0	383.399985
SX30	P_V_1	0.000000
SX30	P_V_2	0.000000
SX30	P_V_3	0.000000
SX30	P_V_4	0.000000
SX30	P_V_5	0.000000
SX30	P_M_2	-375.842240
SX30	P_M_3	-489.197168
SX36	P_INT_MONTE_F	248.499797
SX36	P_INT_MONTE_0	383.399985
SX36	P_V_1	0.000000
SX36	P_V_2	0.000000
SX36	P_V_3	0.000000
SX36	P_V_4	0.000000
SX36	P_V_5	0.000000
SX36	P_M_2	-375.842240
SX36	P_M_3	-489.197168
DX32	P_INT_VALLE_F	-248.499797
DX32	P_INT_VALLE_0	-383.399985
DX32	P_M_1	0.000000
DX32	P_M_2	0.000000
DX32	P_M_3	0.000000
DX32	P_M_4	0.000000
DX32	P_M_5	0.000000
DX32	P_V_2	388.993180
DX32	P_V_3	381.103737
DX34	P_INT_VALLE_F	-248.499797
DX34	P_INT_VALLE_0	-383.399985
DX34	P_M_1	0.000000
DX34	P_M_2	0.000000
DX34	P_M_3	0.000000
DX34	P_M_4	0.000000
DX34	P_M_5	0.000000
DX34	P_V_2	388.993180
DX34	P_V_3	381.103737
DX39	P_INT_VALLE_F	-248.499797
DX39	P_INT_VALLE_0	-383.399985
DX39	P_M_1	0.000000
DX39	P_M_2	0.000000
DX39	P_M_3	0.000000
DX39	P_M_4	0.000000
DX39	P_M_5	0.000000
DX39	P_V_2	388.993180
DX39	P_V_3	381.103737
DX27	P_INT_VALLE_F	-248.499797
DX27	P_INT_VALLE_0	-383.399985
DX27	P_M_1	0.000000
DX27	P_M_2	0.000000
DX27	P_M_3	0.000000
DX27	P_M_4	0.000000
DX27	P_M_5	0.000000
DX27	P_V_2	388.993180
DX27	P_V_3	381.103737
DX33	P_INT_VALLE_F	-248.499797
DX33	P_INT_VALLE_0	-383.399985
DX33	P_M_1	0.000000
DX33	P_M_2	0.000000
DX33	P_M_3	0.000000
DX33	P_M_4	0.000000
DX33	P_M_5	0.000000
DX33	P_V_2	388.993180
DX33	P_V_3	381.103737
DX29	P_INT_VALLE_F	-248.499797
DX29	P_INT_VALLE_0	-383.399985
DX29	P_M_1	0.000000
DX29	P_M_2	0.000000
DX29	P_M_3	0.000000
DX29	P_M_4	0.000000
DX29	P_M_5	0.000000
DX29	P_V_2	388.993180
DX29	P_V_3	381.103737
DX37	P_INT_VALLE_F	-248.499797
DX37	P_INT_VALLE_0	-383.399985
DX37	P_M_1	0.000000
DX37	P_M_2	0.000000
DX37	P_M_3	0.000000
DX37	P_M_4	0.000000
DX37	P_M_5	0.000000
DX37	P_V_2	388.993180
DX37	P_V_3	381.103737
DX36	P_INT_VALLE_F	-248.499797



Autorità Portuale di Taranto
Interventi per il dragaggio di 2,3 M³ di sedimenti in area Molo Polisettoriale e per la realizzazione di un primo lotto della cassa di colmata funzionale all'ampliamento del V Sporgente del Porto di Taranto

Allegati alla relazione di calcolo strutturale allineamento "BC"

Data 05/2016
Rev. B
c.d.c.: C296A
514B



ingLuigiSeverini.studio
Ingegneria Italiana



DX36	P_INT_VALLE_0	-383.399985
DX36	P_M_1	0.000000
DX36	P_M_2	0.000000
DX36	P_M_3	0.000000
DX36	P_M_4	0.000000
DX36	P_M_5	0.000000
DX36	P_V_2	388.993180
DX36	P_V_3	381.103737
DX30	P_INT_VALLE_F	-248.499797
DX30	P_INT_VALLE_0	-383.399985
DX30	P_M_1	0.000000
DX30	P_M_2	0.000000
DX30	P_M_3	0.000000
DX30	P_M_4	0.000000
DX30	P_M_5	0.000000
DX30	P_V_2	388.993180
DX30	P_V_3	381.103737
SX45	P_INT_MONTE_F	234.299797
SX45	P_INT_MONTE_0	369.199985
SX45	P_V_1	0.000000
SX45	P_V_2	0.000000
SX45	P_V_3	0.000000
SX45	P_V_4	0.000000
SX45	P_V_5	0.000000
SX45	P_M_2	-359.634949
SX45	P_M_3	-493.263673
SX47	P_INT_MONTE_F	234.299797
SX47	P_INT_MONTE_0	369.199985
SX47	P_V_1	0.000000
SX47	P_V_2	0.000000
SX47	P_V_3	0.000000
SX47	P_V_4	0.000000
SX47	P_V_5	0.000000
SX47	P_M_2	-359.634949
SX47	P_M_3	-493.263673
SX40	P_INT_MONTE_F	234.299797
SX40	P_INT_MONTE_0	369.199985
SX40	P_V_1	0.000000
SX40	P_V_2	0.000000
SX40	P_V_3	0.000000
SX40	P_V_4	0.000000
SX40	P_V_5	0.000000
SX40	P_M_2	-359.634949
SX40	P_M_3	-493.263673
SX52	P_INT_MONTE_F	234.299797
SX52	P_INT_MONTE_0	369.199985
SX52	P_V_1	0.000000
SX52	P_V_2	0.000000
SX52	P_V_3	0.000000
SX52	P_V_4	0.000000
SX52	P_V_5	0.000000
SX52	P_M_2	-359.634949
SX52	P_M_3	-493.263673
SX41	P_INT_MONTE_F	234.299797
SX41	P_INT_MONTE_0	369.199985
SX41	P_V_1	0.000000
SX41	P_V_2	0.000000
SX41	P_V_3	0.000000
SX41	P_V_4	0.000000
SX41	P_V_5	0.000000
SX41	P_M_2	-359.634949
SX41	P_M_3	-493.263673
SX42	P_INT_MONTE_F	234.299797
SX42	P_INT_MONTE_0	369.199985
SX42	P_V_1	0.000000
SX42	P_V_2	0.000000
SX42	P_V_3	0.000000
SX42	P_V_4	0.000000
SX42	P_V_5	0.000000
SX42	P_M_2	-359.634949
SX42	P_M_3	-493.263673
SX50	P_INT_MONTE_F	234.299797
SX50	P_INT_MONTE_0	369.199985
SX50	P_V_1	0.000000
SX50	P_V_2	0.000000
SX50	P_V_3	0.000000
SX50	P_V_4	0.000000
SX50	P_V_5	0.000000
SX50	P_M_2	-359.634949
SX50	P_M_3	-493.263673
SX376	P_INT_MONTE_F	0.000000



Autorità Portuale di Taranto
Interventi per il dragaggio di 2,3 M³ di sedimenti in area Molo Polisettoriale e per la realizzazione di un primo lotto della cassa di colmata funzionale all'ampliamento del V Sporgente del Porto di Taranto

Allegati alla relazione di calcolo strutturale allineamento "BC"

Data 05/2016
Rev. B
c.d.c.: C296A
514B

SX376	P_INT_MONTE_0	14.199985
SX376	P_V_1	0.000000
SX376	P_V_2	0.000000
SX376	P_V_3	0.000000
SX376	P_V_4	0.000000
SX376	P_V_5	0.000000
SX376	P_M_2	-31.894885
SX376	P_M_3	-10.499895
SX46	P_INT_MONTE_F	234.299797
SX46	P_INT_MONTE_0	369.199985
SX46	P_V_1	0.000000
SX46	P_V_2	0.000000
SX46	P_V_3	0.000000
SX46	P_V_4	0.000000
SX46	P_V_5	0.000000
SX46	P_M_2	-359.634949
SX46	P_M_3	-493.263673
SX43	P_INT_MONTE_F	234.299797
SX43	P_INT_MONTE_0	369.199985
SX43	P_V_1	0.000000
SX43	P_V_2	0.000000
SX43	P_V_3	0.000000
SX43	P_V_4	0.000000
SX43	P_V_5	0.000000
SX43	P_M_2	-359.634949
SX43	P_M_3	-493.263673
SX49	P_INT_MONTE_F	234.299797
SX49	P_INT_MONTE_0	369.199985
SX49	P_V_1	0.000000
SX49	P_V_2	0.000000
SX49	P_V_3	0.000000
SX49	P_V_4	0.000000
SX49	P_V_5	0.000000
SX49	P_M_2	-359.634949
SX49	P_M_3	-493.263673
DX45	P_INT_VALLE_F	-234.299797
DX45	P_INT_VALLE_0	-369.199985
DX45	P_M_1	0.000000
DX45	P_M_2	0.000000
DX45	P_M_3	0.000000
DX45	P_M_4	0.000000
DX45	P_M_5	0.000000
DX45	P_V_2	521.448590
DX45	P_V_3	530.382379
DX47	P_INT_VALLE_F	-234.299797
DX47	P_INT_VALLE_0	-369.199985
DX47	P_M_1	0.000000
DX47	P_M_2	0.000000
DX47	P_M_3	0.000000
DX47	P_M_4	0.000000
DX47	P_M_5	0.000000
DX47	P_V_2	521.448590
DX47	P_V_3	530.382379
DX52	P_INT_VALLE_F	-234.299797
DX52	P_INT_VALLE_0	-369.199985
DX52	P_M_1	0.000000
DX52	P_M_2	0.000000
DX52	P_M_3	0.000000
DX52	P_M_4	0.000000
DX52	P_M_5	0.000000
DX52	P_V_2	521.448590
DX52	P_V_3	530.382379
DX40	P_INT_VALLE_F	-234.299797
DX40	P_INT_VALLE_0	-369.199985
DX40	P_M_1	0.000000
DX40	P_M_2	0.000000
DX40	P_M_3	0.000000
DX40	P_M_4	0.000000
DX40	P_M_5	0.000000
DX40	P_V_2	521.448590
DX40	P_V_3	530.382379
DX46	P_INT_VALLE_F	-234.299797
DX46	P_INT_VALLE_0	-369.199985
DX46	P_M_1	0.000000
DX46	P_M_2	0.000000
DX46	P_M_3	0.000000
DX46	P_M_4	0.000000
DX46	P_M_5	0.000000
DX46	P_V_2	521.448590
DX46	P_V_3	530.382379
DX42	P_INT_VALLE_F	-234.299797

DX42	P_INT_VALLE_0	-369.199985
DX42	P_M_1	0.000000
DX42	P_M_2	0.000000
DX42	P_M_3	0.000000
DX42	P_M_4	0.000000
DX42	P_M_5	0.000000
DX42	P_V_2	521.448590
DX42	P_V_3	530.382379
DX50	P_INT_VALLE_F	-234.299797
DX50	P_INT_VALLE_0	-369.199985
DX50	P_M_1	0.000000
DX50	P_M_2	0.000000
DX50	P_M_3	0.000000
DX50	P_M_4	0.000000
DX50	P_M_5	0.000000
DX50	P_V_2	521.448590
DX50	P_V_3	530.382379
DX49	P_INT_VALLE_F	-234.299797
DX49	P_INT_VALLE_0	-369.199985
DX49	P_M_1	0.000000
DX49	P_M_2	0.000000
DX49	P_M_3	0.000000
DX49	P_M_4	0.000000
DX49	P_M_5	0.000000
DX49	P_V_2	521.448590
DX49	P_V_3	530.382379
DX43	P_INT_VALLE_F	-234.299797
DX43	P_INT_VALLE_0	-369.199985
DX43	P_M_1	0.000000
DX43	P_M_2	0.000000
DX43	P_M_3	0.000000
DX43	P_M_4	0.000000
DX43	P_M_5	0.000000
DX43	P_V_2	521.448590
DX43	P_V_3	530.382379
SX58	P_INT_MONTE_F	220.099797
SX58	P_INT_MONTE_0	354.999985
SX58	P_V_1	0.000000
SX58	P_V_2	0.000000
SX58	P_V_3	0.000000
SX58	P_V_4	0.000000
SX58	P_V_5	0.000000
SX58	P_M_2	-461.217287
SX58	P_M_3	-607.116947
SX60	P_INT_MONTE_F	220.099797
SX60	P_INT_MONTE_0	354.999985
SX60	P_V_1	0.000000
SX60	P_V_2	0.000000
SX60	P_V_3	0.000000
SX60	P_V_4	0.000000
SX60	P_V_5	0.000000
SX60	P_M_2	-461.217287
SX60	P_M_3	-607.116947
SX53	P_INT_MONTE_F	220.099797
SX53	P_INT_MONTE_0	354.999985
SX53	P_V_1	0.000000
SX53	P_V_2	0.000000
SX53	P_V_3	0.000000
SX53	P_V_4	0.000000
SX53	P_V_5	0.000000
SX53	P_M_2	-461.217287
SX53	P_M_3	-607.116947
SX65	P_INT_MONTE_F	220.099797
SX65	P_INT_MONTE_0	354.999985
SX65	P_V_1	0.000000
SX65	P_V_2	0.000000
SX65	P_V_3	0.000000
SX65	P_V_4	0.000000
SX65	P_V_5	0.000000
SX65	P_M_2	-461.217287
SX65	P_M_3	-607.116947
SX54	P_INT_MONTE_F	220.099797
SX54	P_INT_MONTE_0	354.999985
SX54	P_V_1	0.000000
SX54	P_V_2	0.000000
SX54	P_V_3	0.000000
SX54	P_V_4	0.000000
SX54	P_V_5	0.000000
SX54	P_M_2	-461.217287
SX54	P_M_3	-607.116947
SX55	P_INT_MONTE_F	220.099797



SX55	P_INT_MONTE_0	354.999985
SX55	P_V_1	0.000000
SX55	P_V_2	0.000000
SX55	P_V_3	0.000000
SX55	P_V_4	0.000000
SX55	P_V_5	0.000000
SX55	P_M_2	-461.217287
SX55	P_M_3	-607.116947
SX63	P_INT_MONTE_F	220.099797
SX63	P_INT_MONTE_0	354.999985
SX63	P_V_1	0.000000
SX63	P_V_2	0.000000
SX63	P_V_3	0.000000
SX63	P_V_4	0.000000
SX63	P_V_5	0.000000
SX63	P_M_2	-461.217287
SX63	P_M_3	-607.116947
SX389	P_INT_MONTE_F	0.000000
SX389	P_INT_MONTE_0	0.000000
SX389	P_V_1	0.000000
SX389	P_V_2	0.000000
SX389	P_V_3	0.000000
SX389	P_V_4	0.000000
SX389	P_V_5	0.000000
SX389	P_M_2	-22.139930
SX389	P_M_3	0.000000
SX59	P_INT_MONTE_F	220.099797
SX59	P_INT_MONTE_0	354.999985
SX59	P_V_1	0.000000
SX59	P_V_2	0.000000
SX59	P_V_3	0.000000
SX59	P_V_4	0.000000
SX59	P_V_5	0.000000
SX59	P_M_2	-461.217287
SX59	P_M_3	-607.116947
SX56	P_INT_MONTE_F	220.099797
SX56	P_INT_MONTE_0	354.999985
SX56	P_V_1	0.000000
SX56	P_V_2	0.000000
SX56	P_V_3	0.000000
SX56	P_V_4	0.000000
SX56	P_V_5	0.000000
SX56	P_M_2	-461.217287
SX56	P_M_3	-607.116947
SX62	P_INT_MONTE_F	220.099797
SX62	P_INT_MONTE_0	354.999985
SX62	P_V_1	0.000000
SX62	P_V_2	0.000000
SX62	P_V_3	0.000000
SX62	P_V_4	0.000000
SX62	P_V_5	0.000000
SX62	P_M_2	-461.217287
SX62	P_M_3	-607.116947
DX58	P_INT_VALLE_F	-220.099797
DX58	P_INT_VALLE_0	-354.999985
DX58	P_M_1	0.000000
DX58	P_M_2	0.000000
DX58	P_M_3	0.000000
DX58	P_M_4	0.000000
DX58	P_M_5	0.000000
DX58	P_V_2	314.138166
DX58	P_V_3	467.944214
DX60	P_INT_VALLE_F	-220.099797
DX60	P_INT_VALLE_0	-354.999985
DX60	P_M_1	0.000000
DX60	P_M_2	0.000000
DX60	P_M_3	0.000000
DX60	P_M_4	0.000000
DX60	P_M_5	0.000000
DX60	P_V_2	314.138166
DX60	P_V_3	467.944214
DX65	P_INT_VALLE_F	-220.099797
DX65	P_INT_VALLE_0	-354.999985
DX65	P_M_1	0.000000
DX65	P_M_2	0.000000
DX65	P_M_3	0.000000
DX65	P_M_4	0.000000
DX65	P_M_5	0.000000
DX65	P_V_2	314.138166
DX65	P_V_3	467.944214
DX53	P_INT_VALLE_F	-220.099797



Autorità Portuale di Taranto
Interventi per il dragaggio di 2,3 M m³ di sedimenti in area Molo Polisettoriale e per la realizzazione di un primo lotto della cassa di colmata funzionale all'ampliamento del V Sporgente del Porto di Taranto

Allegati alla relazione di calcolo strutturale allineamento "BC"

Data 05/2016
Rev. B
c.d.c.: C296A
514B

DX53	P_INT_VALLE_0	-354.999985
DX53	P_M_1	0.000000
DX53	P_M_2	0.000000
DX53	P_M_3	0.000000
DX53	P_M_4	0.000000
DX53	P_M_5	0.000000
DX53	P_V_2	314.138166
DX53	P_V_3	467.944214
DX59	P_INT_VALLE_F	-220.099797
DX59	P_INT_VALLE_0	-354.999985
DX59	P_M_1	0.000000
DX59	P_M_2	0.000000
DX59	P_M_3	0.000000
DX59	P_M_4	0.000000
DX59	P_M_5	0.000000
DX59	P_V_2	314.138166
DX59	P_V_3	467.944214
DX55	P_INT_VALLE_F	-220.099797
DX55	P_INT_VALLE_0	-354.999985
DX55	P_M_1	0.000000
DX55	P_M_2	0.000000
DX55	P_M_3	0.000000
DX55	P_M_4	0.000000
DX55	P_M_5	0.000000
DX55	P_V_2	314.138166
DX55	P_V_3	467.944214
DX63	P_INT_VALLE_F	-220.099797
DX63	P_INT_VALLE_0	-354.999985
DX63	P_M_1	0.000000
DX63	P_M_2	0.000000
DX63	P_M_3	0.000000
DX63	P_M_4	0.000000
DX63	P_M_5	0.000000
DX63	P_V_2	314.138166
DX63	P_V_3	467.944214
DX62	P_INT_VALLE_F	-220.099797
DX62	P_INT_VALLE_0	-354.999985
DX62	P_M_1	0.000000
DX62	P_M_2	0.000000
DX62	P_M_3	0.000000
DX62	P_M_4	0.000000
DX62	P_M_5	0.000000
DX62	P_V_2	314.138166
DX62	P_V_3	467.944214
DX56	P_INT_VALLE_F	-220.099797
DX56	P_INT_VALLE_0	-354.999985
DX56	P_M_1	0.000000
DX56	P_M_2	0.000000
DX56	P_M_3	0.000000
DX56	P_M_4	0.000000
DX56	P_M_5	0.000000
DX56	P_V_2	314.138166
DX56	P_V_3	467.944214
SX71	P_INT_MONTE_F	205.899797
SX71	P_INT_MONTE_0	340.799985
SX71	P_V_1	0.000000
SX71	P_V_2	0.000000
SX71	P_V_3	0.000000
SX71	P_V_4	0.000000
SX71	P_V_5	0.000000
SX71	P_M_2	-430.054810
SX71	P_M_3	-436.328589
SX73	P_INT_MONTE_F	205.899797
SX73	P_INT_MONTE_0	340.799985
SX73	P_V_1	0.000000
SX73	P_V_2	0.000000
SX73	P_V_3	0.000000
SX73	P_V_4	0.000000
SX73	P_V_5	0.000000
SX73	P_M_2	-430.054810
SX73	P_M_3	-436.328589
SX66	P_INT_MONTE_F	205.899797
SX66	P_INT_MONTE_0	340.799985
SX66	P_V_1	0.000000
SX66	P_V_2	0.000000
SX66	P_V_3	0.000000
SX66	P_V_4	0.000000
SX66	P_V_5	0.000000
SX66	P_M_2	-430.054810
SX66	P_M_3	-436.328589
SX78	P_INT_MONTE_F	205.899797



Autorità Portuale di Taranto
Interventi per il dragaggio di 2,3 M³ di sedimenti in area Molo Polisettoriale e per la realizzazione di un primo lotto della cassa di colmata funzionale all'ampliamento del V Sporgente del Porto di Taranto

Allegati alla relazione di calcolo strutturale allineamento "BC"

Data 05/2016
Rev. B
c.d.c.: C296A
514B

SX78	P_INT_MONTE_0	340.799985
SX78	P_V_1	0.000000
SX78	P_V_2	0.000000
SX78	P_V_3	0.000000
SX78	P_V_4	0.000000
SX78	P_V_5	0.000000
SX78	P_M_2	-430.054810
SX78	P_M_3	-436.328589
SX67	P_INT_MONTE_F	205.899797
SX67	P_INT_MONTE_0	340.799985
SX67	P_V_1	0.000000
SX67	P_V_2	0.000000
SX67	P_V_3	0.000000
SX67	P_V_4	0.000000
SX67	P_V_5	0.000000
SX67	P_M_2	-430.054810
SX67	P_M_3	-436.328589
SX68	P_INT_MONTE_F	205.899797
SX68	P_INT_MONTE_0	340.799985
SX68	P_V_1	0.000000
SX68	P_V_2	0.000000
SX68	P_V_3	0.000000
SX68	P_V_4	0.000000
SX68	P_V_5	0.000000
SX68	P_M_2	-430.054810
SX68	P_M_3	-436.328589
SX76	P_INT_MONTE_F	205.899797
SX76	P_INT_MONTE_0	340.799985
SX76	P_V_1	0.000000
SX76	P_V_2	0.000000
SX76	P_V_3	0.000000
SX76	P_V_4	0.000000
SX76	P_V_5	0.000000
SX76	P_M_2	-430.054810
SX76	P_M_3	-436.328589
SX397	P_INT_MONTE_F	0.000000
SX397	P_INT_MONTE_0	0.000000
SX397	P_V_1	0.000000
SX397	P_V_2	0.000000
SX397	P_V_3	0.000000
SX397	P_V_4	0.000000
SX397	P_V_5	0.000000
SX397	P_M_2	-13.418887
SX397	P_M_3	0.000000
SX72	P_INT_MONTE_F	205.899797
SX72	P_INT_MONTE_0	340.799985
SX72	P_V_1	0.000000
SX72	P_V_2	0.000000
SX72	P_V_3	0.000000
SX72	P_V_4	0.000000
SX72	P_V_5	0.000000
SX72	P_M_2	-430.054810
SX72	P_M_3	-436.328589
SX69	P_INT_MONTE_F	205.899797
SX69	P_INT_MONTE_0	340.799985
SX69	P_V_1	0.000000
SX69	P_V_2	0.000000
SX69	P_V_3	0.000000
SX69	P_V_4	0.000000
SX69	P_V_5	0.000000
SX69	P_M_2	-430.054810
SX69	P_M_3	-436.328589
SX75	P_INT_MONTE_F	205.899797
SX75	P_INT_MONTE_0	340.799985
SX75	P_V_1	0.000000
SX75	P_V_2	0.000000
SX75	P_V_3	0.000000
SX75	P_V_4	0.000000
SX75	P_V_5	0.000000
SX75	P_M_2	-430.054810
SX75	P_M_3	-436.328589
DX71	P_INT_VALLE_F	-205.899797
DX71	P_INT_VALLE_0	-340.799985
DX71	P_M_1	0.000000
DX71	P_M_2	0.000000
DX71	P_M_3	0.000000
DX71	P_M_4	0.000000
DX71	P_M_5	0.000000
DX71	P_V_2	291.594320
DX71	P_V_3	462.774967
DX73	P_INT_VALLE_F	-205.899797

DX73	P_INT_VALLE_0	-340.799985
DX73	P_M_1	0.000000
DX73	P_M_2	0.000000
DX73	P_M_3	0.000000
DX73	P_M_4	0.000000
DX73	P_M_5	0.000000
DX73	P_V_2	291.594320
DX73	P_V_3	462.774967
DX78	P_INT_VALLE_F	-205.899797
DX78	P_INT_VALLE_0	-340.799985
DX78	P_M_1	0.000000
DX78	P_M_2	0.000000
DX78	P_M_3	0.000000
DX78	P_M_4	0.000000
DX78	P_M_5	0.000000
DX78	P_V_2	291.594320
DX78	P_V_3	462.774967
DX66	P_INT_VALLE_F	-205.899797
DX66	P_INT_VALLE_0	-340.799985
DX66	P_M_1	0.000000
DX66	P_M_2	0.000000
DX66	P_M_3	0.000000
DX66	P_M_4	0.000000
DX66	P_M_5	0.000000
DX66	P_V_2	291.594320
DX66	P_V_3	462.774967
DX72	P_INT_VALLE_F	-205.899797
DX72	P_INT_VALLE_0	-340.799985
DX72	P_M_1	0.000000
DX72	P_M_2	0.000000
DX72	P_M_3	0.000000
DX72	P_M_4	0.000000
DX72	P_M_5	0.000000
DX72	P_V_2	291.594320
DX72	P_V_3	462.774967
DX68	P_INT_VALLE_F	-205.899797
DX68	P_INT_VALLE_0	-340.799985
DX68	P_M_1	0.000000
DX68	P_M_2	0.000000
DX68	P_M_3	0.000000
DX68	P_M_4	0.000000
DX68	P_M_5	0.000000
DX68	P_V_2	291.594320
DX68	P_V_3	462.774967
DX76	P_INT_VALLE_F	-205.899797
DX76	P_INT_VALLE_0	-340.799985
DX76	P_M_1	0.000000
DX76	P_M_2	0.000000
DX76	P_M_3	0.000000
DX76	P_M_4	0.000000
DX76	P_M_5	0.000000
DX76	P_V_2	291.594320
DX76	P_V_3	462.774967
DX75	P_INT_VALLE_F	-205.899797
DX75	P_INT_VALLE_0	-340.799985
DX75	P_M_1	0.000000
DX75	P_M_2	0.000000
DX75	P_M_3	0.000000
DX75	P_M_4	0.000000
DX75	P_M_5	0.000000
DX75	P_V_2	291.594320
DX75	P_V_3	462.774967
DX69	P_INT_VALLE_F	-205.899797
DX69	P_INT_VALLE_0	-340.799985
DX69	P_M_1	0.000000
DX69	P_M_2	0.000000
DX69	P_M_3	0.000000
DX69	P_M_4	0.000000
DX69	P_M_5	0.000000
DX69	P_V_2	291.594320
DX69	P_V_3	462.774967
SX84	P_INT_MONTE_F	192.538889
SX84	P_INT_MONTE_0	327.439077
SX84	P_V_1	0.000000
SX84	P_V_2	0.000000
SX84	P_V_3	0.000000
SX84	P_V_4	0.000000
SX84	P_V_5	0.000000
SX84	P_M_2	-405.418907
SX84	P_M_3	-414.605959
SX86	P_INT_MONTE_F	192.538889



Autorità Portuale di Taranto
Interventi per il dragaggio di 2,3 M m³ di sedimenti in area Molo Polisettoriale e per la realizzazione di un primo lotto della cassa di colmata funzionale all'ampliamento del V Sporgente del Porto di Taranto

Allegati alla relazione di calcolo strutturale allineamento "BC"

Data 05/2016
Rev. B
c.d.c.: C296A
514B

SX86	P_INT_MONTE_0	327.439077
SX86	P_V_1	0.000000
SX86	P_V_2	0.000000
SX86	P_V_3	0.000000
SX86	P_V_4	0.000000
SX86	P_V_5	0.000000
SX86	P_M_2	-405.418907
SX86	P_M_3	-414.605959
SX79	P_INT_MONTE_F	192.538889
SX79	P_INT_MONTE_0	327.439077
SX79	P_V_1	0.000000
SX79	P_V_2	0.000000
SX79	P_V_3	0.000000
SX79	P_V_4	0.000000
SX79	P_V_5	0.000000
SX79	P_M_2	-405.418907
SX79	P_M_3	-414.605959
SX91	P_INT_MONTE_F	192.538889
SX91	P_INT_MONTE_0	327.439077
SX91	P_V_1	0.000000
SX91	P_V_2	0.000000
SX91	P_V_3	0.000000
SX91	P_V_4	0.000000
SX91	P_V_5	0.000000
SX91	P_M_2	-405.418907
SX91	P_M_3	-414.605959
SX80	P_INT_MONTE_F	192.538889
SX80	P_INT_MONTE_0	327.439077
SX80	P_V_1	0.000000
SX80	P_V_2	0.000000
SX80	P_V_3	0.000000
SX80	P_V_4	0.000000
SX80	P_V_5	0.000000
SX80	P_M_2	-405.418907
SX80	P_M_3	-414.605959
SX81	P_INT_MONTE_F	192.538889
SX81	P_INT_MONTE_0	327.439077
SX81	P_V_1	0.000000
SX81	P_V_2	0.000000
SX81	P_V_3	0.000000
SX81	P_V_4	0.000000
SX81	P_V_5	0.000000
SX81	P_M_2	-405.418907
SX81	P_M_3	-414.605959
SX89	P_INT_MONTE_F	192.538889
SX89	P_INT_MONTE_0	327.439077
SX89	P_V_1	0.000000
SX89	P_V_2	0.000000
SX89	P_V_3	0.000000
SX89	P_V_4	0.000000
SX89	P_V_5	0.000000
SX89	P_M_2	-405.418907
SX89	P_M_3	-414.605959
SX410	P_INT_MONTE_F	0.000000
SX410	P_INT_MONTE_0	0.000000
SX410	P_V_1	0.000000
SX410	P_V_2	0.000000
SX410	P_V_3	0.000000
SX410	P_V_4	0.000000
SX410	P_V_5	0.000000
SX410	P_M_2	-3.535004
SX410	P_M_3	0.000000
SX85	P_INT_MONTE_F	192.538889
SX85	P_INT_MONTE_0	327.439077
SX85	P_V_1	0.000000
SX85	P_V_2	0.000000
SX85	P_V_3	0.000000
SX85	P_V_4	0.000000
SX85	P_V_5	0.000000
SX85	P_M_2	-405.418907
SX85	P_M_3	-414.605959
SX82	P_INT_MONTE_F	192.538889
SX82	P_INT_MONTE_0	327.439077
SX82	P_V_1	0.000000
SX82	P_V_2	0.000000
SX82	P_V_3	0.000000
SX82	P_V_4	0.000000
SX82	P_V_5	0.000000
SX82	P_M_2	-405.418907
SX82	P_M_3	-414.605959
SX88	P_INT_MONTE_F	192.538889

SX88	P_INT_MONTE_0	327.439077
SX88	P_V_1	0.000000
SX88	P_V_2	0.000000
SX88	P_V_3	0.000000
SX88	P_V_4	0.000000
SX88	P_V_5	0.000000
SX88	P_M_2	-405.418907
SX88	P_M_3	-414.605959
DX84	P_INT_VALLE_F	-192.538889
DX84	P_INT_VALLE_0	-327.439077
DX84	P_M_1	0.000000
DX84	P_M_2	0.000000
DX84	P_M_3	0.000000
DX84	P_M_4	0.000000
DX84	P_M_5	0.000000
DX84	P_V_2	265.850330
DX84	P_V_3	406.529788
DX86	P_INT_VALLE_F	-192.538889
DX86	P_INT_VALLE_0	-327.439077
DX86	P_M_1	0.000000
DX86	P_M_2	0.000000
DX86	P_M_3	0.000000
DX86	P_M_4	0.000000
DX86	P_M_5	0.000000
DX86	P_V_2	265.850330
DX86	P_V_3	406.529788
DX91	P_INT_VALLE_F	-192.538889
DX91	P_INT_VALLE_0	-327.439077
DX91	P_M_1	0.000000
DX91	P_M_2	0.000000
DX91	P_M_3	0.000000
DX91	P_M_4	0.000000
DX91	P_M_5	0.000000
DX91	P_V_2	265.850330
DX91	P_V_3	406.529788
DX79	P_INT_VALLE_F	-192.538889
DX79	P_INT_VALLE_0	-327.439077
DX79	P_M_1	0.000000
DX79	P_M_2	0.000000
DX79	P_M_3	0.000000
DX79	P_M_4	0.000000
DX79	P_M_5	0.000000
DX79	P_V_2	265.850330
DX79	P_V_3	406.529788
DX85	P_INT_VALLE_F	-192.538889
DX85	P_INT_VALLE_0	-327.439077
DX85	P_M_1	0.000000
DX85	P_M_2	0.000000
DX85	P_M_3	0.000000
DX85	P_M_4	0.000000
DX85	P_M_5	0.000000
DX85	P_V_2	265.850330
DX85	P_V_3	406.529788
DX81	P_INT_VALLE_F	-192.538889
DX81	P_INT_VALLE_0	-327.439077
DX81	P_M_1	0.000000
DX81	P_M_2	0.000000
DX81	P_M_3	0.000000
DX81	P_M_4	0.000000
DX81	P_M_5	0.000000
DX81	P_V_2	265.850330
DX81	P_V_3	406.529788
DX89	P_INT_VALLE_F	-192.538889
DX89	P_INT_VALLE_0	-327.439077
DX89	P_M_1	0.000000
DX89	P_M_2	0.000000
DX89	P_M_3	0.000000
DX89	P_M_4	0.000000
DX89	P_M_5	0.000000
DX89	P_V_2	265.850330
DX89	P_V_3	406.529788
DX88	P_INT_VALLE_F	-192.538889
DX88	P_INT_VALLE_0	-327.439077
DX88	P_M_1	0.000000
DX88	P_M_2	0.000000
DX88	P_M_3	0.000000
DX88	P_M_4	0.000000
DX88	P_M_5	0.000000
DX88	P_V_2	265.850330
DX88	P_V_3	406.529788
DX82	P_INT_VALLE_F	-192.538889

**Autorità Portuale di Taranto**

Interventi per il dragaggio di 2,3 M³ di sedimenti in area Molo Polisettoriale e per la realizzazione di un primo lotto della cassa di colmata funzionale all'ampliamento del V Sporgente del Porto di Taranto

Allegati alla relazione di calcolo strutturale allineamento "BC"

Data 05/2016
 Rev. B
 c.d.c.: C296A
 514B

DX82	P_INT_VALLE_0	-327.439077
DX82	P_M_1	0.000000
DX82	P_M_2	0.000000
DX82	P_M_3	0.000000
DX82	P_M_4	0.000000
DX82	P_M_5	0.000000
DX82	P_V_2	265.850330
DX82	P_V_3	406.529788
SX97	P_INT_MONTE_F	177.338428
SX97	P_INT_MONTE_0	312.238616
SX97	P_V_1	0.000000
SX97	P_V_2	0.000000
SX97	P_V_3	0.000000
SX97	P_V_4	0.000000
SX97	P_V_5	0.000000
SX97	P_M_2	-375.710650
SX97	P_M_3	-397.977068
SX99	P_INT_MONTE_F	177.338428
SX99	P_INT_MONTE_0	312.238616
SX99	P_V_1	0.000000
SX99	P_V_2	0.000000
SX99	P_V_3	0.000000
SX99	P_V_4	0.000000
SX99	P_V_5	0.000000
SX99	P_M_2	-375.710650
SX99	P_M_3	-397.977068
SX92	P_INT_MONTE_F	177.338428
SX92	P_INT_MONTE_0	312.238616
SX92	P_V_1	0.000000
SX92	P_V_2	0.000000
SX92	P_V_3	0.000000
SX92	P_V_4	0.000000
SX92	P_V_5	0.000000
SX92	P_M_2	-375.710650
SX92	P_M_3	-397.977068
SX104	P_INT_MONTE_F	177.338428
SX104	P_INT_MONTE_0	312.238616
SX104	P_V_1	0.000000
SX104	P_V_2	0.000000
SX104	P_V_3	0.000000
SX104	P_V_4	0.000000
SX104	P_V_5	0.000000
SX104	P_M_2	-375.710650
SX104	P_M_3	-397.977068
SX93	P_INT_MONTE_F	177.338428
SX93	P_INT_MONTE_0	312.238616
SX93	P_V_1	0.000000
SX93	P_V_2	0.000000
SX93	P_V_3	0.000000
SX93	P_V_4	0.000000
SX93	P_V_5	0.000000
SX93	P_M_2	-375.710650
SX93	P_M_3	-397.977068
SX94	P_INT_MONTE_F	177.338428
SX94	P_INT_MONTE_0	312.238616
SX94	P_V_1	0.000000
SX94	P_V_2	0.000000
SX94	P_V_3	0.000000
SX94	P_V_4	0.000000
SX94	P_V_5	0.000000
SX94	P_M_2	-375.710650
SX94	P_M_3	-397.977068
SX102	P_INT_MONTE_F	177.338428
SX102	P_INT_MONTE_0	312.238616
SX102	P_V_1	0.000000
SX102	P_V_2	0.000000
SX102	P_V_3	0.000000
SX102	P_V_4	0.000000
SX102	P_V_5	0.000000
SX102	P_M_2	-375.710650
SX102	P_M_3	-397.977068
SX98	P_INT_MONTE_F	177.338428
SX98	P_INT_MONTE_0	312.238616
SX98	P_V_1	0.000000
SX98	P_V_2	0.000000
SX98	P_V_3	0.000000
SX98	P_V_4	0.000000
SX98	P_V_5	0.000000
SX98	P_M_2	-375.710650
SX98	P_M_3	-397.977068
SX95	P_INT_MONTE_F	177.338428

SX95	P_INT_MONTE_0	312.238616
SX95	P_V_1	0.000000
SX95	P_V_2	0.000000
SX95	P_V_3	0.000000
SX95	P_V_4	0.000000
SX95	P_V_5	0.000000
SX95	P_M_2	-375.710650
SX95	P_M_3	-397.977068
SX101	P_INT_MONTE_F	177.338428
SX101	P_INT_MONTE_0	312.238616
SX101	P_V_1	0.000000
SX101	P_V_2	0.000000
SX101	P_V_3	0.000000
SX101	P_V_4	0.000000
SX101	P_V_5	0.000000
SX101	P_M_2	-375.710650
SX101	P_M_3	-397.977068
DX97	P_INT_VALLE_F	-177.338428
DX97	P_INT_VALLE_0	-312.238616
DX97	P_M_1	0.000000
DX97	P_M_2	0.000000
DX97	P_M_3	0.000000
DX97	P_M_4	0.000000
DX97	P_M_5	0.000000
DX97	P_V_2	259.778854
DX97	P_V_3	356.885319
DX99	P_INT_VALLE_F	-177.338428
DX99	P_INT_VALLE_0	-312.238616
DX99	P_M_1	0.000000
DX99	P_M_2	0.000000
DX99	P_M_3	0.000000
DX99	P_M_4	0.000000
DX99	P_M_5	0.000000
DX99	P_V_2	259.778854
DX99	P_V_3	356.885319
DX104	P_INT_VALLE_F	-177.338428
DX104	P_INT_VALLE_0	-312.238616
DX104	P_M_1	0.000000
DX104	P_M_2	0.000000
DX104	P_M_3	0.000000
DX104	P_M_4	0.000000
DX104	P_M_5	0.000000
DX104	P_V_2	259.778854
DX104	P_V_3	356.885319
DX92	P_INT_VALLE_F	-177.338428
DX92	P_INT_VALLE_0	-312.238616
DX92	P_M_1	0.000000
DX92	P_M_2	0.000000
DX92	P_M_3	0.000000
DX92	P_M_4	0.000000
DX92	P_M_5	0.000000
DX92	P_V_2	259.778854
DX92	P_V_3	356.885319
DX98	P_INT_VALLE_F	-177.338428
DX98	P_INT_VALLE_0	-312.238616
DX98	P_M_1	0.000000
DX98	P_M_2	0.000000
DX98	P_M_3	0.000000
DX98	P_M_4	0.000000
DX98	P_M_5	0.000000
DX98	P_V_2	259.778854
DX98	P_V_3	356.885319
DX94	P_INT_VALLE_F	-177.338428
DX94	P_INT_VALLE_0	-312.238616
DX94	P_M_1	0.000000
DX94	P_M_2	0.000000
DX94	P_M_3	0.000000
DX94	P_M_4	0.000000
DX94	P_M_5	0.000000
DX94	P_V_2	259.778854
DX94	P_V_3	356.885319
DX102	P_INT_VALLE_F	-177.338428
DX102	P_INT_VALLE_0	-312.238616
DX102	P_M_1	0.000000
DX102	P_M_2	0.000000
DX102	P_M_3	0.000000
DX102	P_M_4	0.000000
DX102	P_M_5	0.000000
DX102	P_V_2	259.778854
DX102	P_V_3	356.885319
DX101	P_INT_VALLE_F	-177.338428



Autorità Portuale di Taranto
Interventi per il dragaggio di 2,3 M³ di sedimenti in area Molo Polisettoriale e per la realizzazione di un primo lotto della cassa di colmata funzionale all'ampliamento del V Sporgente del Porto di Taranto

Allegati alla relazione di calcolo strutturale allineamento "BC"

Data 05/2016
Rev. B
c.d.c.: C296A
514B

DX101	P_INT_VALLE_0	-312.238616
DX101	P_M_1	0.000000
DX101	P_M_2	0.000000
DX101	P_M_3	0.000000
DX101	P_M_4	0.000000
DX101	P_M_5	0.000000
DX101	P_V_2	259.778854
DX101	P_V_3	356.885319
DX95	P_INT_VALLE_F	-177.338428
DX95	P_INT_VALLE_0	-312.238616
DX95	P_M_1	0.000000
DX95	P_M_2	0.000000
DX95	P_M_3	0.000000
DX95	P_M_4	0.000000
DX95	P_M_5	0.000000
DX95	P_V_2	259.778854
DX95	P_V_3	356.885319
SX110	P_INT_MONTE_F	163.299797
SX110	P_INT_MONTE_0	298.199985
SX110	P_V_1	0.000000
SX110	P_V_2	0.000000
SX110	P_V_3	0.000000
SX110	P_V_4	0.000000
SX110	P_V_5	0.000000
SX110	P_M_2	-338.598321
SX110	P_M_3	-381.711999
SX112	P_INT_MONTE_F	163.299797
SX112	P_INT_MONTE_0	298.199985
SX112	P_V_1	0.000000
SX112	P_V_2	0.000000
SX112	P_V_3	0.000000
SX112	P_V_4	0.000000
SX112	P_V_5	0.000000
SX112	P_M_2	-338.598321
SX112	P_M_3	-381.711999
SX105	P_INT_MONTE_F	163.299797
SX105	P_INT_MONTE_0	298.199985
SX105	P_V_1	0.000000
SX105	P_V_2	0.000000
SX105	P_V_3	0.000000
SX105	P_V_4	0.000000
SX105	P_V_5	0.000000
SX105	P_M_2	-338.598321
SX105	P_M_3	-381.711999
SX117	P_INT_MONTE_F	163.299797
SX117	P_INT_MONTE_0	298.199985
SX117	P_V_1	0.000000
SX117	P_V_2	0.000000
SX117	P_V_3	0.000000
SX117	P_V_4	0.000000
SX117	P_V_5	0.000000
SX117	P_M_2	-338.598321
SX117	P_M_3	-381.711999
SX106	P_INT_MONTE_F	163.299797
SX106	P_INT_MONTE_0	298.199985
SX106	P_V_1	0.000000
SX106	P_V_2	0.000000
SX106	P_V_3	0.000000
SX106	P_V_4	0.000000
SX106	P_V_5	0.000000
SX106	P_M_2	-338.598321
SX106	P_M_3	-381.711999
SX107	P_INT_MONTE_F	163.299797
SX107	P_INT_MONTE_0	298.199985
SX107	P_V_1	0.000000
SX107	P_V_2	0.000000
SX107	P_V_3	0.000000
SX107	P_V_4	0.000000
SX107	P_V_5	0.000000
SX107	P_M_2	-338.598321
SX107	P_M_3	-381.711999
SX115	P_INT_MONTE_F	163.299797
SX115	P_INT_MONTE_0	298.199985
SX115	P_V_1	0.000000
SX115	P_V_2	0.000000
SX115	P_V_3	0.000000
SX115	P_V_4	0.000000
SX115	P_V_5	0.000000
SX115	P_M_2	-338.598321
SX115	P_M_3	-381.711999
SX111	P_INT_MONTE_F	163.299797

SX111	P_INT_MONTE_0	298.199985
SX111	P_V_1	0.000000
SX111	P_V_2	0.000000
SX111	P_V_3	0.000000
SX111	P_V_4	0.000000
SX111	P_V_5	0.000000
SX111	P_M_2	-338.598321
SX111	P_M_3	-381.711999
SX108	P_INT_MONTE_F	163.299797
SX108	P_INT_MONTE_0	298.199985
SX108	P_V_1	0.000000
SX108	P_V_2	0.000000
SX108	P_V_3	0.000000
SX108	P_V_4	0.000000
SX108	P_V_5	0.000000
SX108	P_M_2	-338.598321
SX108	P_M_3	-381.711999
SX114	P_INT_MONTE_F	163.299797
SX114	P_INT_MONTE_0	298.199985
SX114	P_V_1	0.000000
SX114	P_V_2	0.000000
SX114	P_V_3	0.000000
SX114	P_V_4	0.000000
SX114	P_V_5	0.000000
SX114	P_M_2	-338.598321
SX114	P_M_3	-381.711999
DX110	P_INT_VALLE_F	-163.299797
DX110	P_INT_VALLE_0	-298.199985
DX110	P_M_1	0.000000
DX110	P_M_2	0.000000
DX110	P_M_3	0.000000
DX110	P_M_4	0.000000
DX110	P_M_5	0.000000
DX110	P_V_2	268.637512
DX110	P_V_3	306.645948
DX112	P_INT_VALLE_F	-163.299797
DX112	P_INT_VALLE_0	-298.199985
DX112	P_M_1	0.000000
DX112	P_M_2	0.000000
DX112	P_M_3	0.000000
DX112	P_M_4	0.000000
DX112	P_M_5	0.000000
DX112	P_V_2	268.637512
DX112	P_V_3	306.645948
DX117	P_INT_VALLE_F	-163.299797
DX117	P_INT_VALLE_0	-298.199985
DX117	P_M_1	0.000000
DX117	P_M_2	0.000000
DX117	P_M_3	0.000000
DX117	P_M_4	0.000000
DX117	P_M_5	0.000000
DX117	P_V_2	268.637512
DX117	P_V_3	306.645948
DX105	P_INT_VALLE_F	-163.299797
DX105	P_INT_VALLE_0	-298.199985
DX105	P_M_1	0.000000
DX105	P_M_2	0.000000
DX105	P_M_3	0.000000
DX105	P_M_4	0.000000
DX105	P_M_5	0.000000
DX105	P_V_2	268.637512
DX105	P_V_3	306.645948
DX111	P_INT_VALLE_F	-163.299797
DX111	P_INT_VALLE_0	-298.199985
DX111	P_M_1	0.000000
DX111	P_M_2	0.000000
DX111	P_M_3	0.000000
DX111	P_M_4	0.000000
DX111	P_M_5	0.000000
DX111	P_V_2	268.637512
DX111	P_V_3	306.645948
DX107	P_INT_VALLE_F	-163.299797
DX107	P_INT_VALLE_0	-298.199985
DX107	P_M_1	0.000000
DX107	P_M_2	0.000000
DX107	P_M_3	0.000000
DX107	P_M_4	0.000000
DX107	P_M_5	0.000000
DX107	P_V_2	268.637512
DX107	P_V_3	306.645948
DX115	P_INT_VALLE_F	-163.299797

DX115	P_INT_VALLE_0	-298.199985
DX115	P_M_1	0.000000
DX115	P_M_2	0.000000
DX115	P_M_3	0.000000
DX115	P_M_4	0.000000
DX115	P_M_5	0.000000
DX115	P_V_2	268.637512
DX115	P_V_3	306.645948
DX114	P_INT_VALLE_F	-163.299797
DX114	P_INT_VALLE_0	-298.199985
DX114	P_M_1	0.000000
DX114	P_M_2	0.000000
DX114	P_M_3	0.000000
DX114	P_M_4	0.000000
DX114	P_M_5	0.000000
DX114	P_V_2	268.637512
DX114	P_V_3	306.645948
DX108	P_INT_VALLE_F	-163.299797
DX108	P_INT_VALLE_0	-298.199985
DX108	P_M_1	0.000000
DX108	P_M_2	0.000000
DX108	P_M_3	0.000000
DX108	P_M_4	0.000000
DX108	P_M_5	0.000000
DX108	P_V_2	268.637512
DX108	P_V_3	306.645948
SX123	P_INT_MONTE_F	149.099797
SX123	P_INT_MONTE_0	283.999985
SX123	P_V_1	0.000000
SX123	P_V_2	0.000000
SX123	P_V_3	0.000000
SX123	P_V_4	0.000000
SX123	P_V_5	0.000000
SX123	P_M_2	-293.121463
SX123	P_M_3	-365.632524
SX125	P_INT_MONTE_F	149.099797
SX125	P_INT_MONTE_0	283.999985
SX125	P_V_1	0.000000
SX125	P_V_2	0.000000
SX125	P_V_3	0.000000
SX125	P_V_4	0.000000
SX125	P_V_5	0.000000
SX125	P_M_2	-293.121463
SX125	P_M_3	-365.632524
SX118	P_INT_MONTE_F	149.099797
SX118	P_INT_MONTE_0	283.999985
SX118	P_V_1	0.000000
SX118	P_V_2	0.000000
SX118	P_V_3	0.000000
SX118	P_V_4	0.000000
SX118	P_V_5	0.000000
SX118	P_M_2	-293.121463
SX118	P_M_3	-365.632524
SX130	P_INT_MONTE_F	149.099797
SX130	P_INT_MONTE_0	283.999985
SX130	P_V_1	0.000000
SX130	P_V_2	0.000000
SX130	P_V_3	0.000000
SX130	P_V_4	0.000000
SX130	P_V_5	0.000000
SX130	P_M_2	-293.121463
SX130	P_M_3	-365.632524
SX119	P_INT_MONTE_F	149.099797
SX119	P_INT_MONTE_0	283.999985
SX119	P_V_1	0.000000
SX119	P_V_2	0.000000
SX119	P_V_3	0.000000
SX119	P_V_4	0.000000
SX119	P_V_5	0.000000
SX119	P_M_2	-293.121463
SX119	P_M_3	-365.632524
SX120	P_INT_MONTE_F	149.099797
SX120	P_INT_MONTE_0	283.999985
SX120	P_V_1	0.000000
SX120	P_V_2	0.000000
SX120	P_V_3	0.000000
SX120	P_V_4	0.000000
SX120	P_V_5	0.000000
SX120	P_M_2	-293.121463
SX120	P_M_3	-365.632524
SX128	P_INT_MONTE_F	149.099797



Autorità Portuale di Taranto
Interventi per il dragaggio di 2,3 M m³ di sedimenti in area Molo Polisettoriale e per la realizzazione di un primo lotto della cassa di colmata funzionale all'ampliamento del V Sporgente del Porto di Taranto

Allegati alla relazione di calcolo strutturale allineamento "BC"

Data 05/2016
Rev. B
c.d.c.: C296A
514B



SX128	P_INT_MONTE_0	283.999985
SX128	P_V_1	0.000000
SX128	P_V_2	0.000000
SX128	P_V_3	0.000000
SX128	P_V_4	0.000000
SX128	P_V_5	0.000000
SX128	P_M_2	-293.121463
SX128	P_M_3	-365.632524
SX399	P_INT_MONTE_F	0.000000
SX399	P_INT_MONTE_0	0.000000
SX399	P_V_1	0.000000
SX399	P_V_2	0.000000
SX399	P_V_3	0.000000
SX399	P_V_4	0.000000
SX399	P_V_5	0.000000
SX399	P_M_2	-13.418887
SX399	P_M_3	0.000000
SX124	P_INT_MONTE_F	149.099797
SX124	P_INT_MONTE_0	283.999985
SX124	P_V_1	0.000000
SX124	P_V_2	0.000000
SX124	P_V_3	0.000000
SX124	P_V_4	0.000000
SX124	P_V_5	0.000000
SX124	P_M_2	-293.121463
SX124	P_M_3	-365.632524
SX121	P_INT_MONTE_F	149.099797
SX121	P_INT_MONTE_0	283.999985
SX121	P_V_1	0.000000
SX121	P_V_2	0.000000
SX121	P_V_3	0.000000
SX121	P_V_4	0.000000
SX121	P_V_5	0.000000
SX121	P_M_2	-293.121463
SX121	P_M_3	-365.632524
SX127	P_INT_MONTE_F	149.099797
SX127	P_INT_MONTE_0	283.999985
SX127	P_V_1	0.000000
SX127	P_V_2	0.000000
SX127	P_V_3	0.000000
SX127	P_V_4	0.000000
SX127	P_V_5	0.000000
SX127	P_M_2	-293.121463
SX127	P_M_3	-365.632524
DX123	P_INT_VALLE_F	-149.099797
DX123	P_INT_VALLE_0	-283.999985
DX123	P_M_1	0.000000
DX123	P_M_2	0.000000
DX123	P_M_3	0.000000
DX123	P_M_4	0.000000
DX123	P_M_5	0.000000
DX123	P_V_2	303.991647
DX123	P_V_3	296.844510
DX125	P_INT_VALLE_F	-149.099797
DX125	P_INT_VALLE_0	-283.999985
DX125	P_M_1	0.000000
DX125	P_M_2	0.000000
DX125	P_M_3	0.000000
DX125	P_M_4	0.000000
DX125	P_M_5	0.000000
DX125	P_V_2	303.991647
DX125	P_V_3	296.844510
DX130	P_INT_VALLE_F	-149.099797
DX130	P_INT_VALLE_0	-283.999985
DX130	P_M_1	0.000000
DX130	P_M_2	0.000000
DX130	P_M_3	0.000000
DX130	P_M_4	0.000000
DX130	P_M_5	0.000000
DX130	P_V_2	303.991647
DX130	P_V_3	296.844510
DX118	P_INT_VALLE_F	-149.099797
DX118	P_INT_VALLE_0	-283.999985
DX118	P_M_1	0.000000
DX118	P_M_2	0.000000
DX118	P_M_3	0.000000
DX118	P_M_4	0.000000
DX118	P_M_5	0.000000
DX118	P_V_2	303.991647
DX118	P_V_3	296.844510
DX124	P_INT_VALLE_F	-149.099797



Autorità Portuale di Taranto
Interventi per il dragaggio di 2,3 M³ di sedimenti in area Molo Polisettoriale e per la realizzazione di un primo lotto della cassa di colmata funzionale all'ampliamento del V Sporgente del Porto di Taranto

Allegati alla relazione di calcolo strutturale allineamento "BC"

Data 05/2016
Rev. B
c.d.c.: C296A
514B

DX124	P_INT_VALLE_0	-283.999985
DX124	P_M_1	0.000000
DX124	P_M_2	0.000000
DX124	P_M_3	0.000000
DX124	P_M_4	0.000000
DX124	P_M_5	0.000000
DX124	P_V_2	303.991647
DX124	P_V_3	296.844510
DX120	P_INT_VALLE_F	-149.099797
DX120	P_INT_VALLE_0	-283.999985
DX120	P_M_1	0.000000
DX120	P_M_2	0.000000
DX120	P_M_3	0.000000
DX120	P_M_4	0.000000
DX120	P_M_5	0.000000
DX120	P_V_2	303.991647
DX120	P_V_3	296.844510
DX128	P_INT_VALLE_F	-149.099797
DX128	P_INT_VALLE_0	-283.999985
DX128	P_M_1	0.000000
DX128	P_M_2	0.000000
DX128	P_M_3	0.000000
DX128	P_M_4	0.000000
DX128	P_M_5	0.000000
DX128	P_V_2	303.991647
DX128	P_V_3	296.844510
DX127	P_INT_VALLE_F	-149.099797
DX127	P_INT_VALLE_0	-283.999985
DX127	P_M_1	0.000000
DX127	P_M_2	0.000000
DX127	P_M_3	0.000000
DX127	P_M_4	0.000000
DX127	P_M_5	0.000000
DX127	P_V_2	303.991647
DX127	P_V_3	296.844510
DX121	P_INT_VALLE_F	-149.099797
DX121	P_INT_VALLE_0	-283.999985
DX121	P_M_1	0.000000
DX121	P_M_2	0.000000
DX121	P_M_3	0.000000
DX121	P_M_4	0.000000
DX121	P_M_5	0.000000
DX121	P_V_2	303.991647
DX121	P_V_3	296.844510
SX136	P_INT_MONTE_F	134.899797
SX136	P_INT_MONTE_0	269.799985
SX136	P_V_1	0.000000
SX136	P_V_2	0.000000
SX136	P_V_3	0.000000
SX136	P_V_4	0.000000
SX136	P_V_5	0.000000
SX136	P_M_2	-257.608009
SX136	P_M_3	-348.515698
SX138	P_INT_MONTE_F	134.899797
SX138	P_INT_MONTE_0	269.799985
SX138	P_V_1	0.000000
SX138	P_V_2	0.000000
SX138	P_V_3	0.000000
SX138	P_V_4	0.000000
SX138	P_V_5	0.000000
SX138	P_M_2	-257.608009
SX138	P_M_3	-348.515698
SX131	P_INT_MONTE_F	134.899797
SX131	P_INT_MONTE_0	269.799985
SX131	P_V_1	0.000000
SX131	P_V_2	0.000000
SX131	P_V_3	0.000000
SX131	P_V_4	0.000000
SX131	P_V_5	0.000000
SX131	P_M_2	-257.608009
SX131	P_M_3	-348.515698
SX143	P_INT_MONTE_F	134.899797
SX143	P_INT_MONTE_0	269.799985
SX143	P_V_1	0.000000
SX143	P_V_2	0.000000
SX143	P_V_3	0.000000
SX143	P_V_4	0.000000
SX143	P_V_5	0.000000
SX143	P_M_2	-257.608009
SX143	P_M_3	-348.515698
SX132	P_INT_MONTE_F	134.899797

SX132	P_INT_MONTE_0	269.799985
SX132	P_V_1	0.000000
SX132	P_V_2	0.000000
SX132	P_V_3	0.000000
SX132	P_V_4	0.000000
SX132	P_V_5	0.000000
SX132	P_M_2	-257.608009
SX132	P_M_3	-348.515698
SX133	P_INT_MONTE_F	134.899797
SX133	P_INT_MONTE_0	269.799985
SX133	P_V_1	0.000000
SX133	P_V_2	0.000000
SX133	P_V_3	0.000000
SX133	P_V_4	0.000000
SX133	P_V_5	0.000000
SX133	P_M_2	-257.608009
SX133	P_M_3	-348.515698
SX141	P_INT_MONTE_F	134.899797
SX141	P_INT_MONTE_0	269.799985
SX141	P_V_1	0.000000
SX141	P_V_2	0.000000
SX141	P_V_3	0.000000
SX141	P_V_4	0.000000
SX141	P_V_5	0.000000
SX141	P_M_2	-257.608009
SX141	P_M_3	-348.515698
SX412	P_INT_MONTE_F	0.000000
SX412	P_INT_MONTE_0	0.000000
SX412	P_V_1	0.000000
SX412	P_V_2	0.000000
SX412	P_V_3	0.000000
SX412	P_V_4	0.000000
SX412	P_V_5	0.000000
SX412	P_M_2	-3.535004
SX412	P_M_3	0.000000
SX137	P_INT_MONTE_F	134.899797
SX137	P_INT_MONTE_0	269.799985
SX137	P_V_1	0.000000
SX137	P_V_2	0.000000
SX137	P_V_3	0.000000
SX137	P_V_4	0.000000
SX137	P_V_5	0.000000
SX137	P_M_2	-257.608009
SX137	P_M_3	-348.515698
SX134	P_INT_MONTE_F	134.899797
SX134	P_INT_MONTE_0	269.799985
SX134	P_V_1	0.000000
SX134	P_V_2	0.000000
SX134	P_V_3	0.000000
SX134	P_V_4	0.000000
SX134	P_V_5	0.000000
SX134	P_M_2	-257.608009
SX134	P_M_3	-348.515698
SX140	P_INT_MONTE_F	134.899797
SX140	P_INT_MONTE_0	269.799985
SX140	P_V_1	0.000000
SX140	P_V_2	0.000000
SX140	P_V_3	0.000000
SX140	P_V_4	0.000000
SX140	P_V_5	0.000000
SX140	P_M_2	-257.608009
SX140	P_M_3	-348.515698
DX136	P_INT_VALLE_F	-134.899797
DX136	P_INT_VALLE_0	-269.799985
DX136	P_M_1	0.000000
DX136	P_M_2	0.000000
DX136	P_M_3	0.000000
DX136	P_M_4	0.000000
DX136	P_M_5	0.000000
DX136	P_V_2	305.850630
DX136	P_V_3	281.811407
DX138	P_INT_VALLE_F	-134.899797
DX138	P_INT_VALLE_0	-269.799985
DX138	P_M_1	0.000000
DX138	P_M_2	0.000000
DX138	P_M_3	0.000000
DX138	P_M_4	0.000000
DX138	P_M_5	0.000000
DX138	P_V_2	305.850630
DX138	P_V_3	281.811407
DX143	P_INT_VALLE_F	-134.899797

DX143	P_INT_VALLE_0	-269.799985
DX143	P_M_1	0.000000
DX143	P_M_2	0.000000
DX143	P_M_3	0.000000
DX143	P_M_4	0.000000
DX143	P_M_5	0.000000
DX143	P_V_2	305.850630
DX143	P_V_3	281.811407
DX131	P_INT_VALLE_F	-134.899797
DX131	P_INT_VALLE_0	-269.799985
DX131	P_M_1	0.000000
DX131	P_M_2	0.000000
DX131	P_M_3	0.000000
DX131	P_M_4	0.000000
DX131	P_M_5	0.000000
DX131	P_V_2	305.850630
DX131	P_V_3	281.811407
DX137	P_INT_VALLE_F	-134.899797
DX137	P_INT_VALLE_0	-269.799985
DX137	P_M_1	0.000000
DX137	P_M_2	0.000000
DX137	P_M_3	0.000000
DX137	P_M_4	0.000000
DX137	P_M_5	0.000000
DX137	P_V_2	305.850630
DX137	P_V_3	281.811407
DX133	P_INT_VALLE_F	-134.899797
DX133	P_INT_VALLE_0	-269.799985
DX133	P_M_1	0.000000
DX133	P_M_2	0.000000
DX133	P_M_3	0.000000
DX133	P_M_4	0.000000
DX133	P_M_5	0.000000
DX133	P_V_2	305.850630
DX133	P_V_3	281.811407
DX141	P_INT_VALLE_F	-134.899797
DX141	P_INT_VALLE_0	-269.799985
DX141	P_M_1	0.000000
DX141	P_M_2	0.000000
DX141	P_M_3	0.000000
DX141	P_M_4	0.000000
DX141	P_M_5	0.000000
DX141	P_V_2	305.850630
DX141	P_V_3	281.811407
DX140	P_INT_VALLE_F	-134.899797
DX140	P_INT_VALLE_0	-269.799985
DX140	P_M_1	0.000000
DX140	P_M_2	0.000000
DX140	P_M_3	0.000000
DX140	P_M_4	0.000000
DX140	P_M_5	0.000000
DX140	P_V_2	305.850630
DX140	P_V_3	281.811407
DX134	P_INT_VALLE_F	-134.899797
DX134	P_INT_VALLE_0	-269.799985
DX134	P_M_1	0.000000
DX134	P_M_2	0.000000
DX134	P_M_3	0.000000
DX134	P_M_4	0.000000
DX134	P_M_5	0.000000
DX134	P_V_2	305.850630
DX134	P_V_3	281.811407
SX149	P_INT_MONTE_F	121.603229
SX149	P_INT_MONTE_0	256.503417
SX149	P_V_1	0.000000
SX149	P_V_2	0.000000
SX149	P_V_3	0.000000
SX149	P_V_4	0.000000
SX149	P_V_5	0.000000
SX149	P_M_2	-228.455407
SX149	P_M_3	-331.760598
SX151	P_INT_MONTE_F	121.603229
SX151	P_INT_MONTE_0	256.503417
SX151	P_V_1	0.000000
SX151	P_V_2	0.000000
SX151	P_V_3	0.000000
SX151	P_V_4	0.000000
SX151	P_V_5	0.000000
SX151	P_M_2	-228.455407
SX151	P_M_3	-331.760598
SX144	P_INT_MONTE_F	121.603229



SX144	P_INT_MONTE_0	256.503417
SX144	P_V_1	0.000000
SX144	P_V_2	0.000000
SX144	P_V_3	0.000000
SX144	P_V_4	0.000000
SX144	P_V_5	0.000000
SX144	P_M_2	-228.455407
SX144	P_M_3	-331.760598
SX156	P_INT_MONTE_F	121.603229
SX156	P_INT_MONTE_0	256.503417
SX156	P_V_1	0.000000
SX156	P_V_2	0.000000
SX156	P_V_3	0.000000
SX156	P_V_4	0.000000
SX156	P_V_5	0.000000
SX156	P_M_2	-228.455407
SX156	P_M_3	-331.760598
SX145	P_INT_MONTE_F	121.603229
SX145	P_INT_MONTE_0	256.503417
SX145	P_V_1	0.000000
SX145	P_V_2	0.000000
SX145	P_V_3	0.000000
SX145	P_V_4	0.000000
SX145	P_V_5	0.000000
SX145	P_M_2	-228.455407
SX145	P_M_3	-331.760598
SX146	P_INT_MONTE_F	121.603229
SX146	P_INT_MONTE_0	256.503417
SX146	P_V_1	0.000000
SX146	P_V_2	0.000000
SX146	P_V_3	0.000000
SX146	P_V_4	0.000000
SX146	P_V_5	0.000000
SX146	P_M_2	-228.455407
SX146	P_M_3	-331.760598
SX154	P_INT_MONTE_F	121.603229
SX154	P_INT_MONTE_0	256.503417
SX154	P_V_1	0.000000
SX154	P_V_2	0.000000
SX154	P_V_3	0.000000
SX154	P_V_4	0.000000
SX154	P_V_5	0.000000
SX154	P_M_2	-228.455407
SX154	P_M_3	-331.760598
SX150	P_INT_MONTE_F	121.603229
SX150	P_INT_MONTE_0	256.503417
SX150	P_V_1	0.000000
SX150	P_V_2	0.000000
SX150	P_V_3	0.000000
SX150	P_V_4	0.000000
SX150	P_V_5	0.000000
SX150	P_M_2	-228.455407
SX150	P_M_3	-331.760598
SX147	P_INT_MONTE_F	121.603229
SX147	P_INT_MONTE_0	256.503417
SX147	P_V_1	0.000000
SX147	P_V_2	0.000000
SX147	P_V_3	0.000000
SX147	P_V_4	0.000000
SX147	P_V_5	0.000000
SX147	P_M_2	-228.455407
SX147	P_M_3	-331.760598
SX153	P_INT_MONTE_F	121.603229
SX153	P_INT_MONTE_0	256.503417
SX153	P_V_1	0.000000
SX153	P_V_2	0.000000
SX153	P_V_3	0.000000
SX153	P_V_4	0.000000
SX153	P_V_5	0.000000
SX153	P_M_2	-228.455407
SX153	P_M_3	-331.760598
DX149	P_INT_VALLE_F	-121.603229
DX149	P_INT_VALLE_0	-256.503417
DX149	P_M_1	0.000000
DX149	P_M_2	0.000000
DX149	P_M_3	0.000000
DX149	P_M_4	0.000000
DX149	P_M_5	0.000000
DX149	P_V_2	295.422910
DX149	P_V_3	267.113855
DX151	P_INT_VALLE_F	-121.603229



Autorità Portuale di Taranto
Interventi per il dragaggio di 2,3 M³ di sedimenti in area Molo Polisettoriale e per la realizzazione di un primo lotto della cassa di colmata funzionale all'ampliamento del V Sporgente del Porto di Taranto

Allegati alla relazione di calcolo strutturale allineamento "BC"

Data 05/2016
Rev. B
c.d.c.: C296A
514B

DX151	P_INT_VALLE_0	-256.503417
DX151	P_M_1	0.000000
DX151	P_M_2	0.000000
DX151	P_M_3	0.000000
DX151	P_M_4	0.000000
DX151	P_M_5	0.000000
DX151	P_V_2	295.422910
DX151	P_V_3	267.113855
DX156	P_INT_VALLE_F	-121.603229
DX156	P_INT_VALLE_0	-256.503417
DX156	P_M_1	0.000000
DX156	P_M_2	0.000000
DX156	P_M_3	0.000000
DX156	P_M_4	0.000000
DX156	P_M_5	0.000000
DX156	P_V_2	295.422910
DX156	P_V_3	267.113855
DX144	P_INT_VALLE_F	-121.603229
DX144	P_INT_VALLE_0	-256.503417
DX144	P_M_1	0.000000
DX144	P_M_2	0.000000
DX144	P_M_3	0.000000
DX144	P_M_4	0.000000
DX144	P_M_5	0.000000
DX144	P_V_2	295.422910
DX144	P_V_3	267.113855
DX150	P_INT_VALLE_F	-121.603229
DX150	P_INT_VALLE_0	-256.503417
DX150	P_M_1	0.000000
DX150	P_M_2	0.000000
DX150	P_M_3	0.000000
DX150	P_M_4	0.000000
DX150	P_M_5	0.000000
DX150	P_V_2	295.422910
DX150	P_V_3	267.113855
DX146	P_INT_VALLE_F	-121.603229
DX146	P_INT_VALLE_0	-256.503417
DX146	P_M_1	0.000000
DX146	P_M_2	0.000000
DX146	P_M_3	0.000000
DX146	P_M_4	0.000000
DX146	P_M_5	0.000000
DX146	P_V_2	295.422910
DX146	P_V_3	267.113855
DX154	P_INT_VALLE_F	-121.603229
DX154	P_INT_VALLE_0	-256.503417
DX154	P_M_1	0.000000
DX154	P_M_2	0.000000
DX154	P_M_3	0.000000
DX154	P_M_4	0.000000
DX154	P_M_5	0.000000
DX154	P_V_2	295.422910
DX154	P_V_3	267.113855
DX153	P_INT_VALLE_F	-121.603229
DX153	P_INT_VALLE_0	-256.503417
DX153	P_M_1	0.000000
DX153	P_M_2	0.000000
DX153	P_M_3	0.000000
DX153	P_M_4	0.000000
DX153	P_M_5	0.000000
DX153	P_V_2	295.422910
DX153	P_V_3	267.113855
DX147	P_INT_VALLE_F	-121.603229
DX147	P_INT_VALLE_0	-256.503417
DX147	P_M_1	0.000000
DX147	P_M_2	0.000000
DX147	P_M_3	0.000000
DX147	P_M_4	0.000000
DX147	P_M_5	0.000000
DX147	P_V_2	295.422910
DX147	P_V_3	267.113855
SX162	P_INT_MONTE_F	106.402981
SX162	P_INT_MONTE_0	241.303169
SX162	P_V_1	0.000000
SX162	P_V_2	0.000000
SX162	P_V_3	0.000000
SX162	P_V_4	0.000000
SX162	P_V_5	0.000000
SX162	P_M_2	-200.624116
SX162	P_M_3	-311.939721
SX164	P_INT_MONTE_F	106.402981

SX164	P_INT_MONTE_0	241.303169
SX164	P_V_1	0.000000
SX164	P_V_2	0.000000
SX164	P_V_3	0.000000
SX164	P_V_4	0.000000
SX164	P_V_5	0.000000
SX164	P_M_2	-200.624116
SX164	P_M_3	-311.939721
SX157	P_INT_MONTE_F	106.402981
SX157	P_INT_MONTE_0	241.303169
SX157	P_V_1	0.000000
SX157	P_V_2	0.000000
SX157	P_V_3	0.000000
SX157	P_V_4	0.000000
SX157	P_V_5	0.000000
SX157	P_M_2	-200.624116
SX157	P_M_3	-311.939721
SX169	P_INT_MONTE_F	106.402981
SX169	P_INT_MONTE_0	241.303169
SX169	P_V_1	0.000000
SX169	P_V_2	0.000000
SX169	P_V_3	0.000000
SX169	P_V_4	0.000000
SX169	P_V_5	0.000000
SX169	P_M_2	-200.624116
SX169	P_M_3	-311.939721
SX158	P_INT_MONTE_F	106.402981
SX158	P_INT_MONTE_0	241.303169
SX158	P_V_1	0.000000
SX158	P_V_2	0.000000
SX158	P_V_3	0.000000
SX158	P_V_4	0.000000
SX158	P_V_5	0.000000
SX158	P_M_2	-200.624116
SX158	P_M_3	-311.939721
SX159	P_INT_MONTE_F	106.402981
SX159	P_INT_MONTE_0	241.303169
SX159	P_V_1	0.000000
SX159	P_V_2	0.000000
SX159	P_V_3	0.000000
SX159	P_V_4	0.000000
SX159	P_V_5	0.000000
SX159	P_M_2	-200.624116
SX159	P_M_3	-311.939721
SX167	P_INT_MONTE_F	106.402981
SX167	P_INT_MONTE_0	241.303169
SX167	P_V_1	0.000000
SX167	P_V_2	0.000000
SX167	P_V_3	0.000000
SX167	P_V_4	0.000000
SX167	P_V_5	0.000000
SX167	P_M_2	-200.624116
SX167	P_M_3	-311.939721
SX163	P_INT_MONTE_F	106.402981
SX163	P_INT_MONTE_0	241.303169
SX163	P_V_1	0.000000
SX163	P_V_2	0.000000
SX163	P_V_3	0.000000
SX163	P_V_4	0.000000
SX163	P_V_5	0.000000
SX163	P_M_2	-200.624116
SX163	P_M_3	-311.939721
SX160	P_INT_MONTE_F	106.402981
SX160	P_INT_MONTE_0	241.303169
SX160	P_V_1	0.000000
SX160	P_V_2	0.000000
SX160	P_V_3	0.000000
SX160	P_V_4	0.000000
SX160	P_V_5	0.000000
SX160	P_M_2	-200.624116
SX160	P_M_3	-311.939721
SX166	P_INT_MONTE_F	106.402981
SX166	P_INT_MONTE_0	241.303169
SX166	P_V_1	0.000000
SX166	P_V_2	0.000000
SX166	P_V_3	0.000000
SX166	P_V_4	0.000000
SX166	P_V_5	0.000000
SX166	P_M_2	-200.624116
SX166	P_M_3	-311.939721
DX162	P_INT_VALLE_F	-106.402981

DX162	P_INT_VALLE_0	-241.303169
DX162	P_M_1	0.000000
DX162	P_M_2	0.000000
DX162	P_M_3	0.000000
DX162	P_M_4	0.000000
DX162	P_M_5	0.000000
DX162	P_V_2	281.578201
DX162	P_V_3	250.409533
DX164	P_INT_VALLE_F	-106.402981
DX164	P_INT_VALLE_0	-241.303169
DX164	P_M_1	0.000000
DX164	P_M_2	0.000000
DX164	P_M_3	0.000000
DX164	P_M_4	0.000000
DX164	P_M_5	0.000000
DX164	P_V_2	281.578201
DX164	P_V_3	250.409533
DX169	P_INT_VALLE_F	-106.402981
DX169	P_INT_VALLE_0	-241.303169
DX169	P_M_1	0.000000
DX169	P_M_2	0.000000
DX169	P_M_3	0.000000
DX169	P_M_4	0.000000
DX169	P_M_5	0.000000
DX169	P_V_2	281.578201
DX169	P_V_3	250.409533
DX157	P_INT_VALLE_F	-106.402981
DX157	P_INT_VALLE_0	-241.303169
DX157	P_M_1	0.000000
DX157	P_M_2	0.000000
DX157	P_M_3	0.000000
DX157	P_M_4	0.000000
DX157	P_M_5	0.000000
DX157	P_V_2	281.578201
DX157	P_V_3	250.409533
DX163	P_INT_VALLE_F	-106.402981
DX163	P_INT_VALLE_0	-241.303169
DX163	P_M_1	0.000000
DX163	P_M_2	0.000000
DX163	P_M_3	0.000000
DX163	P_M_4	0.000000
DX163	P_M_5	0.000000
DX163	P_V_2	281.578201
DX163	P_V_3	250.409533
DX159	P_INT_VALLE_F	-106.402981
DX159	P_INT_VALLE_0	-241.303169
DX159	P_M_1	0.000000
DX159	P_M_2	0.000000
DX159	P_M_3	0.000000
DX159	P_M_4	0.000000
DX159	P_M_5	0.000000
DX159	P_V_2	281.578201
DX159	P_V_3	250.409533
DX167	P_INT_VALLE_F	-106.402981
DX167	P_INT_VALLE_0	-241.303169
DX167	P_M_1	0.000000
DX167	P_M_2	0.000000
DX167	P_M_3	0.000000
DX167	P_M_4	0.000000
DX167	P_M_5	0.000000
DX167	P_V_2	281.578201
DX167	P_V_3	250.409533
DX166	P_INT_VALLE_F	-106.402981
DX166	P_INT_VALLE_0	-241.303169
DX166	P_M_1	0.000000
DX166	P_M_2	0.000000
DX166	P_M_3	0.000000
DX166	P_M_4	0.000000
DX166	P_M_5	0.000000
DX166	P_V_2	281.578201
DX166	P_V_3	250.409533
DX160	P_INT_VALLE_F	-106.402981
DX160	P_INT_VALLE_0	-241.303169
DX160	P_M_1	0.000000
DX160	P_M_2	0.000000
DX160	P_M_3	0.000000
DX160	P_M_4	0.000000
DX160	P_M_5	0.000000
DX160	P_V_2	281.578201
DX160	P_V_3	250.409533
SX175	P_INT_MONTE_F	92.299797



Autorità Portuale di Taranto
Interventi per il dragaggio di 2,3 M³ di sedimenti in area Molo Polisettoriale e per la realizzazione di un primo lotto della cassa di colmata funzionale all'ampliamento del V Sporgente del Porto di Taranto

Allegati alla relazione di calcolo strutturale allineamento "BC"

Data 05/2016
Rev. B
c.d.c.: C296A
514B

SX175	P_INT_MONTE_0	227.199985
SX175	P_V_1	0.000000
SX175	P_V_2	0.000000
SX175	P_V_3	0.000000
SX175	P_V_4	0.000000
SX175	P_V_5	0.000000
SX175	P_M_2	-177.077691
SX175	P_M_3	-292.232760
SX177	P_INT_MONTE_F	92.299797
SX177	P_INT_MONTE_0	227.199985
SX177	P_V_1	0.000000
SX177	P_V_2	0.000000
SX177	P_V_3	0.000000
SX177	P_V_4	0.000000
SX177	P_V_5	0.000000
SX177	P_M_2	-177.077691
SX177	P_M_3	-292.232760
SX170	P_INT_MONTE_F	92.299797
SX170	P_INT_MONTE_0	227.199985
SX170	P_V_1	0.000000
SX170	P_V_2	0.000000
SX170	P_V_3	0.000000
SX170	P_V_4	0.000000
SX170	P_V_5	0.000000
SX170	P_M_2	-177.077691
SX170	P_M_3	-292.232760
SX182	P_INT_MONTE_F	92.299797
SX182	P_INT_MONTE_0	227.199985
SX182	P_V_1	0.000000
SX182	P_V_2	0.000000
SX182	P_V_3	0.000000
SX182	P_V_4	0.000000
SX182	P_V_5	0.000000
SX182	P_M_2	-177.077691
SX182	P_M_3	-292.232760
SX171	P_INT_MONTE_F	92.299797
SX171	P_INT_MONTE_0	227.199985
SX171	P_V_1	0.000000
SX171	P_V_2	0.000000
SX171	P_V_3	0.000000
SX171	P_V_4	0.000000
SX171	P_V_5	0.000000
SX171	P_M_2	-177.077691
SX171	P_M_3	-292.232760
SX172	P_INT_MONTE_F	92.299797
SX172	P_INT_MONTE_0	227.199985
SX172	P_V_1	0.000000
SX172	P_V_2	0.000000
SX172	P_V_3	0.000000
SX172	P_V_4	0.000000
SX172	P_V_5	0.000000
SX172	P_M_2	-177.077691
SX172	P_M_3	-292.232760
SX180	P_INT_MONTE_F	92.299797
SX180	P_INT_MONTE_0	227.199985
SX180	P_V_1	0.000000
SX180	P_V_2	0.000000
SX180	P_V_3	0.000000
SX180	P_V_4	0.000000
SX180	P_V_5	0.000000
SX180	P_M_2	-177.077691
SX180	P_M_3	-292.232760
SX392	P_INT_MONTE_F	0.000000
SX392	P_INT_MONTE_0	0.000000
SX392	P_V_1	0.000000
SX392	P_V_2	0.000000
SX392	P_V_3	0.000000
SX392	P_V_4	0.000000
SX392	P_V_5	0.000000
SX392	P_M_2	-13.418887
SX392	P_M_3	0.000000
SX176	P_INT_MONTE_F	92.299797
SX176	P_INT_MONTE_0	227.199985
SX176	P_V_1	0.000000
SX176	P_V_2	0.000000
SX176	P_V_3	0.000000
SX176	P_V_4	0.000000
SX176	P_V_5	0.000000
SX176	P_M_2	-177.077691
SX176	P_M_3	-292.232760
SX173	P_INT_MONTE_F	92.299797



Autorità Portuale di Taranto
Interventi per il dragaggio di 2,3 M m³ di sedimenti in area Molo Polisettoriale e per la realizzazione di un primo lotto della cassa di colmanta funzionale all'ampliamento del V Sporgente del Porto di Taranto

Allegati alla relazione di calcolo strutturale allineamento "BC"

Data 05/2016
Rev. B
c.d.c.: C296A
514B

SX173	P_INT_MONTE_0	227.199985
SX173	P_V_1	0.000000
SX173	P_V_2	0.000000
SX173	P_V_3	0.000000
SX173	P_V_4	0.000000
SX173	P_V_5	0.000000
SX173	P_M_2	-177.077691
SX173	P_M_3	-292.232760
SX179	P_INT_MONTE_F	92.299797
SX179	P_INT_MONTE_0	227.199985
SX179	P_V_1	0.000000
SX179	P_V_2	0.000000
SX179	P_V_3	0.000000
SX179	P_V_4	0.000000
SX179	P_V_5	0.000000
SX179	P_M_2	-177.077691
SX179	P_M_3	-292.232760
DX175	P_INT_VALLE_F	-92.299797
DX175	P_INT_VALLE_0	-227.199985
DX175	P_M_1	0.000000
DX175	P_M_2	0.000000
DX175	P_M_3	0.000000
DX175	P_M_4	0.000000
DX175	P_M_5	0.000000
DX175	P_V_2	265.668601
DX175	P_V_3	231.700150
DX177	P_INT_VALLE_F	-92.299797
DX177	P_INT_VALLE_0	-227.199985
DX177	P_M_1	0.000000
DX177	P_M_2	0.000000
DX177	P_M_3	0.000000
DX177	P_M_4	0.000000
DX177	P_M_5	0.000000
DX177	P_V_2	265.668601
DX177	P_V_3	231.700150
DX182	P_INT_VALLE_F	-92.299797
DX182	P_INT_VALLE_0	-227.199985
DX182	P_M_1	0.000000
DX182	P_M_2	0.000000
DX182	P_M_3	0.000000
DX182	P_M_4	0.000000
DX182	P_M_5	0.000000
DX182	P_V_2	265.668601
DX182	P_V_3	231.700150
DX170	P_INT_VALLE_F	-92.299797
DX170	P_INT_VALLE_0	-227.199985
DX170	P_M_1	0.000000
DX170	P_M_2	0.000000
DX170	P_M_3	0.000000
DX170	P_M_4	0.000000
DX170	P_M_5	0.000000
DX170	P_V_2	265.668601
DX170	P_V_3	231.700150
DX176	P_INT_VALLE_F	-92.299797
DX176	P_INT_VALLE_0	-227.199985
DX176	P_M_1	0.000000
DX176	P_M_2	0.000000
DX176	P_M_3	0.000000
DX176	P_M_4	0.000000
DX176	P_M_5	0.000000
DX176	P_V_2	265.668601
DX176	P_V_3	231.700150
DX172	P_INT_VALLE_F	-92.299797
DX172	P_INT_VALLE_0	-227.199985
DX172	P_M_1	0.000000
DX172	P_M_2	0.000000
DX172	P_M_3	0.000000
DX172	P_M_4	0.000000
DX172	P_M_5	0.000000
DX172	P_V_2	265.668601
DX172	P_V_3	231.700150
DX180	P_INT_VALLE_F	-92.299797
DX180	P_INT_VALLE_0	-227.199985
DX180	P_M_1	0.000000
DX180	P_M_2	0.000000
DX180	P_M_3	0.000000
DX180	P_M_4	0.000000
DX180	P_M_5	0.000000
DX180	P_V_2	265.668601
DX180	P_V_3	231.700150
DX179	P_INT_VALLE_F	-92.299797



Autorità Portuale di Taranto

Interventi per il dragaggio di 2,3 M³ di sedimenti in area Molo Polisettoriale e per la realizzazione di un primo lotto della cassa di colmata funzionale all'ampliamento del V Sporgente del Porto di Taranto

Allegati alla relazione di calcolo strutturale allineamento "BC"

Data 05/2016
Rev. B
c.d.c.: C296A
514B



DX179	P_INT_VALLE_0	-227.199985
DX179	P_M_1	0.000000
DX179	P_M_2	0.000000
DX179	P_M_3	0.000000
DX179	P_M_4	0.000000
DX179	P_M_5	0.000000
DX179	P_V_2	265.668601
DX179	P_V_3	231.700150
DX173	P_INT_VALLE_F	-92.299797
DX173	P_INT_VALLE_0	-227.199985
DX173	P_M_1	0.000000
DX173	P_M_2	0.000000
DX173	P_M_3	0.000000
DX173	P_M_4	0.000000
DX173	P_M_5	0.000000
DX173	P_V_2	265.668601
DX173	P_V_3	231.700150
SX188	P_INT_MONTE_F	78.099797
SX188	P_INT_MONTE_0	212.999985
SX188	P_V_1	0.000000
SX188	P_V_2	0.000000
SX188	P_V_3	0.000000
SX188	P_V_4	0.000000
SX188	P_V_5	0.000000
SX188	P_M_2	-153.535603
SX188	P_M_3	-271.024559
SX190	P_INT_MONTE_F	78.099797
SX190	P_INT_MONTE_0	212.999985
SX190	P_V_1	0.000000
SX190	P_V_2	0.000000
SX190	P_V_3	0.000000
SX190	P_V_4	0.000000
SX190	P_V_5	0.000000
SX190	P_M_2	-153.535603
SX190	P_M_3	-271.024559
SX183	P_INT_MONTE_F	78.099797
SX183	P_INT_MONTE_0	212.999985
SX183	P_V_1	0.000000
SX183	P_V_2	0.000000
SX183	P_V_3	0.000000
SX183	P_V_4	0.000000
SX183	P_V_5	0.000000
SX183	P_M_2	-153.535603
SX183	P_M_3	-271.024559
SX195	P_INT_MONTE_F	78.099797
SX195	P_INT_MONTE_0	212.999985
SX195	P_V_1	0.000000
SX195	P_V_2	0.000000
SX195	P_V_3	0.000000
SX195	P_V_4	0.000000
SX195	P_V_5	0.000000
SX195	P_M_2	-153.535603
SX195	P_M_3	-271.024559
SX184	P_INT_MONTE_F	78.099797
SX184	P_INT_MONTE_0	212.999985
SX184	P_V_1	0.000000
SX184	P_V_2	0.000000
SX184	P_V_3	0.000000
SX184	P_V_4	0.000000
SX184	P_V_5	0.000000
SX184	P_M_2	-153.535603
SX184	P_M_3	-271.024559
SX185	P_INT_MONTE_F	78.099797
SX185	P_INT_MONTE_0	212.999985
SX185	P_V_1	0.000000
SX185	P_V_2	0.000000
SX185	P_V_3	0.000000
SX185	P_V_4	0.000000
SX185	P_V_5	0.000000
SX185	P_M_2	-153.535603
SX185	P_M_3	-271.024559
SX193	P_INT_MONTE_F	78.099797
SX193	P_INT_MONTE_0	212.999985
SX193	P_V_1	0.000000
SX193	P_V_2	0.000000
SX193	P_V_3	0.000000
SX193	P_V_4	0.000000
SX193	P_V_5	0.000000
SX193	P_M_2	-153.535603
SX193	P_M_3	-271.024559
SX405	P_INT_MONTE_F	0.000000



Autorità Portuale di Taranto
Interventi per il dragaggio di 2,3 M³ di sedimenti in area Molo Polisettoriale e per la realizzazione di un primo lotto della cassa di colmata funzionale all'ampliamento del V Sporgente del Porto di Taranto

Allegati alla relazione di calcolo strutturale allineamento "BC"

Data 05/2016
Rev. B
c.d.c.: C296A
514B

SX405	P_INT_MONTE_0	0.000000
SX405	P_V_1	0.000000
SX405	P_V_2	0.000000
SX405	P_V_3	0.000000
SX405	P_V_4	0.000000
SX405	P_V_5	0.000000
SX405	P_M_2	-3.535004
SX405	P_M_3	0.000000
SX189	P_INT_MONTE_F	78.099797
SX189	P_INT_MONTE_0	212.999985
SX189	P_V_1	0.000000
SX189	P_V_2	0.000000
SX189	P_V_3	0.000000
SX189	P_V_4	0.000000
SX189	P_V_5	0.000000
SX189	P_M_2	-153.535603
SX189	P_M_3	-271.024559
SX186	P_INT_MONTE_F	78.099797
SX186	P_INT_MONTE_0	212.999985
SX186	P_V_1	0.000000
SX186	P_V_2	0.000000
SX186	P_V_3	0.000000
SX186	P_V_4	0.000000
SX186	P_V_5	0.000000
SX186	P_M_2	-153.535603
SX186	P_M_3	-271.024559
SX192	P_INT_MONTE_F	78.099797
SX192	P_INT_MONTE_0	212.999985
SX192	P_V_1	0.000000
SX192	P_V_2	0.000000
SX192	P_V_3	0.000000
SX192	P_V_4	0.000000
SX192	P_V_5	0.000000
SX192	P_M_2	-153.535603
SX192	P_M_3	-271.024559
DX188	P_INT_VALLE_F	-78.099797
DX188	P_INT_VALLE_0	-212.999985
DX188	P_M_1	0.000000
DX188	P_M_2	0.000000
DX188	P_M_3	0.000000
DX188	P_M_4	0.000000
DX188	P_M_5	0.000000
DX188	P_V_2	245.879881
DX188	P_V_3	214.207927
DX190	P_INT_VALLE_F	-78.099797
DX190	P_INT_VALLE_0	-212.999985
DX190	P_M_1	0.000000
DX190	P_M_2	0.000000
DX190	P_M_3	0.000000
DX190	P_M_4	0.000000
DX190	P_M_5	0.000000
DX190	P_V_2	245.879881
DX190	P_V_3	214.207927
DX195	P_INT_VALLE_F	-78.099797
DX195	P_INT_VALLE_0	-212.999985
DX195	P_M_1	0.000000
DX195	P_M_2	0.000000
DX195	P_M_3	0.000000
DX195	P_M_4	0.000000
DX195	P_M_5	0.000000
DX195	P_V_2	245.879881
DX195	P_V_3	214.207927
DX183	P_INT_VALLE_F	-78.099797
DX183	P_INT_VALLE_0	-212.999985
DX183	P_M_1	0.000000
DX183	P_M_2	0.000000
DX183	P_M_3	0.000000
DX183	P_M_4	0.000000
DX183	P_M_5	0.000000
DX183	P_V_2	245.879881
DX183	P_V_3	214.207927
DX189	P_INT_VALLE_F	-78.099797
DX189	P_INT_VALLE_0	-212.999985
DX189	P_M_1	0.000000
DX189	P_M_2	0.000000
DX189	P_M_3	0.000000
DX189	P_M_4	0.000000
DX189	P_M_5	0.000000
DX189	P_V_2	245.879881
DX189	P_V_3	214.207927
DX185	P_INT_VALLE_F	-78.099797



Autorità Portuale di Taranto
Interventi per il dragaggio di 2,3 M³ di sedimenti in area Molo Polisettoriale e per la realizzazione di un primo lotto della cassa di colmata funzionale all'ampliamento del V Sporgente del Porto di Taranto

Allegati alla relazione di calcolo strutturale allineamento "BC"

Data 05/2016
Rev. B
c.d.c.: C296A
514B

DX185	P_INT_VALLE_0	-212.999985
DX185	P_M_1	0.000000
DX185	P_M_2	0.000000
DX185	P_M_3	0.000000
DX185	P_M_4	0.000000
DX185	P_M_5	0.000000
DX185	P_V_2	245.879881
DX185	P_V_3	214.207927
DX193	P_INT_VALLE_F	-78.099797
DX193	P_INT_VALLE_0	-212.999985
DX193	P_M_1	0.000000
DX193	P_M_2	0.000000
DX193	P_M_3	0.000000
DX193	P_M_4	0.000000
DX193	P_M_5	0.000000
DX193	P_V_2	245.879881
DX193	P_V_3	214.207927
DX192	P_INT_VALLE_F	-78.099797
DX192	P_INT_VALLE_0	-212.999985
DX192	P_M_1	0.000000
DX192	P_M_2	0.000000
DX192	P_M_3	0.000000
DX192	P_M_4	0.000000
DX192	P_M_5	0.000000
DX192	P_V_2	245.879881
DX192	P_V_3	214.207927
DX186	P_INT_VALLE_F	-78.099797
DX186	P_INT_VALLE_0	-212.999985
DX186	P_M_1	0.000000
DX186	P_M_2	0.000000
DX186	P_M_3	0.000000
DX186	P_M_4	0.000000
DX186	P_M_5	0.000000
DX186	P_V_2	245.879881
DX186	P_V_3	214.207927
SX201	P_INT_MONTE_F	63.899797
SX201	P_INT_MONTE_0	198.799985
SX201	P_V_1	0.000000
SX201	P_V_2	0.000000
SX201	P_V_3	0.000000
SX201	P_V_4	0.000000
SX201	P_V_5	0.000000
SX201	P_M_2	-133.565759
SX201	P_M_3	-250.696240
SX203	P_INT_MONTE_F	63.899797
SX203	P_INT_MONTE_0	198.799985
SX203	P_V_1	0.000000
SX203	P_V_2	0.000000
SX203	P_V_3	0.000000
SX203	P_V_4	0.000000
SX203	P_V_5	0.000000
SX203	P_M_2	-133.565759
SX203	P_M_3	-250.696240
SX196	P_INT_MONTE_F	63.899797
SX196	P_INT_MONTE_0	198.799985
SX196	P_V_1	0.000000
SX196	P_V_2	0.000000
SX196	P_V_3	0.000000
SX196	P_V_4	0.000000
SX196	P_V_5	0.000000
SX196	P_M_2	-133.565759
SX196	P_M_3	-250.696240
SX208	P_INT_MONTE_F	63.899797
SX208	P_INT_MONTE_0	198.799985
SX208	P_V_1	0.000000
SX208	P_V_2	0.000000
SX208	P_V_3	0.000000
SX208	P_V_4	0.000000
SX208	P_V_5	0.000000
SX208	P_M_2	-133.565759
SX208	P_M_3	-250.696240
SX197	P_INT_MONTE_F	63.899797
SX197	P_INT_MONTE_0	198.799985
SX197	P_V_1	0.000000
SX197	P_V_2	0.000000
SX197	P_V_3	0.000000
SX197	P_V_4	0.000000
SX197	P_V_5	0.000000
SX197	P_M_2	-133.565759
SX197	P_M_3	-250.696240
SX198	P_INT_MONTE_F	63.899797

SX198	P_INT_MONTE_0	198.799985
SX198	P_V_1	0.000000
SX198	P_V_2	0.000000
SX198	P_V_3	0.000000
SX198	P_V_4	0.000000
SX198	P_V_5	0.000000
SX198	P_M_2	-133.565759
SX198	P_M_3	-250.696240
SX206	P_INT_MONTE_F	63.899797
SX206	P_INT_MONTE_0	198.799985
SX206	P_V_1	0.000000
SX206	P_V_2	0.000000
SX206	P_V_3	0.000000
SX206	P_V_4	0.000000
SX206	P_V_5	0.000000
SX206	P_M_2	-133.565759
SX206	P_M_3	-250.696240
SX202	P_INT_MONTE_F	63.899797
SX202	P_INT_MONTE_0	198.799985
SX202	P_V_1	0.000000
SX202	P_V_2	0.000000
SX202	P_V_3	0.000000
SX202	P_V_4	0.000000
SX202	P_V_5	0.000000
SX202	P_M_2	-133.565759
SX202	P_M_3	-250.696240
SX199	P_INT_MONTE_F	63.899797
SX199	P_INT_MONTE_0	198.799985
SX199	P_V_1	0.000000
SX199	P_V_2	0.000000
SX199	P_V_3	0.000000
SX199	P_V_4	0.000000
SX199	P_V_5	0.000000
SX199	P_M_2	-133.565759
SX199	P_M_3	-250.696240
SX205	P_INT_MONTE_F	63.899797
SX205	P_INT_MONTE_0	198.799985
SX205	P_V_1	0.000000
SX205	P_V_2	0.000000
SX205	P_V_3	0.000000
SX205	P_V_4	0.000000
SX205	P_V_5	0.000000
SX205	P_M_2	-133.565759
SX205	P_M_3	-250.696240
DX201	P_INT_VALLE_F	-63.899797
DX201	P_INT_VALLE_0	-198.799985
DX201	P_M_1	0.000000
DX201	P_M_2	0.000000
DX201	P_M_3	0.000000
DX201	P_M_4	0.000000
DX201	P_M_5	0.000000
DX201	P_V_2	227.710612
DX201	P_V_3	196.200288
DX203	P_INT_VALLE_F	-63.899797
DX203	P_INT_VALLE_0	-198.799985
DX203	P_M_1	0.000000
DX203	P_M_2	0.000000
DX203	P_M_3	0.000000
DX203	P_M_4	0.000000
DX203	P_M_5	0.000000
DX203	P_V_2	227.710612
DX203	P_V_3	196.200288
DX208	P_INT_VALLE_F	-63.899797
DX208	P_INT_VALLE_0	-198.799985
DX208	P_M_1	0.000000
DX208	P_M_2	0.000000
DX208	P_M_3	0.000000
DX208	P_M_4	0.000000
DX208	P_M_5	0.000000
DX208	P_V_2	227.710612
DX208	P_V_3	196.200288
DX196	P_INT_VALLE_F	-63.899797
DX196	P_INT_VALLE_0	-198.799985
DX196	P_M_1	0.000000
DX196	P_M_2	0.000000
DX196	P_M_3	0.000000
DX196	P_M_4	0.000000
DX196	P_M_5	0.000000
DX196	P_V_2	227.710612
DX196	P_V_3	196.200288
DX202	P_INT_VALLE_F	-63.899797



DX202	P_INT_VALLE_0	-198.799985
DX202	P_M_1	0.000000
DX202	P_M_2	0.000000
DX202	P_M_3	0.000000
DX202	P_M_4	0.000000
DX202	P_M_5	0.000000
DX202	P_V_2	227.710612
DX202	P_V_3	196.200288
DX198	P_INT_VALLE_F	-63.899797
DX198	P_INT_VALLE_0	-198.799985
DX198	P_M_1	0.000000
DX198	P_M_2	0.000000
DX198	P_M_3	0.000000
DX198	P_M_4	0.000000
DX198	P_M_5	0.000000
DX198	P_V_2	227.710612
DX198	P_V_3	196.200288
DX206	P_INT_VALLE_F	-63.899797
DX206	P_INT_VALLE_0	-198.799985
DX206	P_M_1	0.000000
DX206	P_M_2	0.000000
DX206	P_M_3	0.000000
DX206	P_M_4	0.000000
DX206	P_M_5	0.000000
DX206	P_V_2	227.710612
DX206	P_V_3	196.200288
DX205	P_INT_VALLE_F	-63.899797
DX205	P_INT_VALLE_0	-198.799985
DX205	P_M_1	0.000000
DX205	P_M_2	0.000000
DX205	P_M_3	0.000000
DX205	P_M_4	0.000000
DX205	P_M_5	0.000000
DX205	P_V_2	227.710612
DX205	P_V_3	196.200288
DX199	P_INT_VALLE_F	-63.899797
DX199	P_INT_VALLE_0	-198.799985
DX199	P_M_1	0.000000
DX199	P_M_2	0.000000
DX199	P_M_3	0.000000
DX199	P_M_4	0.000000
DX199	P_M_5	0.000000
DX199	P_V_2	227.710612
DX199	P_V_3	196.200288
SX214	P_INT_MONTE_F	49.699797
SX214	P_INT_MONTE_0	184.599985
SX214	P_V_1	0.000000
SX214	P_V_2	0.000000
SX214	P_V_3	0.000000
SX214	P_V_4	0.000000
SX214	P_V_5	0.000000
SX214	P_M_2	-114.562754
SX214	P_M_3	-229.268886
SX216	P_INT_MONTE_F	49.699797
SX216	P_INT_MONTE_0	184.599985
SX216	P_V_1	0.000000
SX216	P_V_2	0.000000
SX216	P_V_3	0.000000
SX216	P_V_4	0.000000
SX216	P_V_5	0.000000
SX216	P_M_2	-114.562754
SX216	P_M_3	-229.268886
SX209	P_INT_MONTE_F	49.699797
SX209	P_INT_MONTE_0	184.599985
SX209	P_V_1	0.000000
SX209	P_V_2	0.000000
SX209	P_V_3	0.000000
SX209	P_V_4	0.000000
SX209	P_V_5	0.000000
SX209	P_M_2	-114.562754
SX209	P_M_3	-229.268886
SX221	P_INT_MONTE_F	49.699797
SX221	P_INT_MONTE_0	184.599985
SX221	P_V_1	0.000000
SX221	P_V_2	0.000000
SX221	P_V_3	0.000000
SX221	P_V_4	0.000000
SX221	P_V_5	0.000000
SX221	P_M_2	-114.562754
SX221	P_M_3	-229.268886
SX210	P_INT_MONTE_F	49.699797



Autorità Portuale di Taranto
Interventi per il dragaggio di 2,3 M m³ di sedimenti in area Molo Polisettoriale e per la realizzazione di un primo lotto della cassa di colmanta funzionale all'ampliamento del V Sporgente del Porto di Taranto

Allegati alla relazione di calcolo strutturale allineamento "BC"

Data 05/2016
Rev. B
c.d.c.: C296A
514B

SX210	P_INT_MONTE_0	184.599985
SX210	P_V_1	0.000000
SX210	P_V_2	0.000000
SX210	P_V_3	0.000000
SX210	P_V_4	0.000000
SX210	P_V_5	0.000000
SX210	P_M_2	-114.562754
SX210	P_M_3	-229.268886
SX211	P_INT_MONTE_F	49.699797
SX211	P_INT_MONTE_0	184.599985
SX211	P_V_1	0.000000
SX211	P_V_2	0.000000
SX211	P_V_3	0.000000
SX211	P_V_4	0.000000
SX211	P_V_5	0.000000
SX211	P_M_2	-114.562754
SX211	P_M_3	-229.268886
SX219	P_INT_MONTE_F	49.699797
SX219	P_INT_MONTE_0	184.599985
SX219	P_V_1	0.000000
SX219	P_V_2	0.000000
SX219	P_V_3	0.000000
SX219	P_V_4	0.000000
SX219	P_V_5	0.000000
SX219	P_M_2	-114.562754
SX219	P_M_3	-229.268886
SX215	P_INT_MONTE_F	49.699797
SX215	P_INT_MONTE_0	184.599985
SX215	P_V_1	0.000000
SX215	P_V_2	0.000000
SX215	P_V_3	0.000000
SX215	P_V_4	0.000000
SX215	P_V_5	0.000000
SX215	P_M_2	-114.562754
SX215	P_M_3	-229.268886
SX212	P_INT_MONTE_F	49.699797
SX212	P_INT_MONTE_0	184.599985
SX212	P_V_1	0.000000
SX212	P_V_2	0.000000
SX212	P_V_3	0.000000
SX212	P_V_4	0.000000
SX212	P_V_5	0.000000
SX212	P_M_2	-114.562754
SX212	P_M_3	-229.268886
SX218	P_INT_MONTE_F	49.699797
SX218	P_INT_MONTE_0	184.599985
SX218	P_V_1	0.000000
SX218	P_V_2	0.000000
SX218	P_V_3	0.000000
SX218	P_V_4	0.000000
SX218	P_V_5	0.000000
SX218	P_M_2	-114.562754
SX218	P_M_3	-229.268886
DX214	P_INT_VALLE_F	-49.699797
DX214	P_INT_VALLE_0	-184.599985
DX214	P_M_1	0.000000
DX214	P_M_2	0.000000
DX214	P_M_3	0.000000
DX214	P_M_4	0.000000
DX214	P_M_5	0.000000
DX214	P_V_2	207.187277
DX214	P_V_3	183.752768
DX216	P_INT_VALLE_F	-49.699797
DX216	P_INT_VALLE_0	-184.599985
DX216	P_M_1	0.000000
DX216	P_M_2	0.000000
DX216	P_M_3	0.000000
DX216	P_M_4	0.000000
DX216	P_M_5	0.000000
DX216	P_V_2	207.187277
DX216	P_V_3	183.752768
DX221	P_INT_VALLE_F	-49.699797
DX221	P_INT_VALLE_0	-184.599985
DX221	P_M_1	0.000000
DX221	P_M_2	0.000000
DX221	P_M_3	0.000000
DX221	P_M_4	0.000000
DX221	P_M_5	0.000000
DX221	P_V_2	207.187277
DX221	P_V_3	183.752768
DX209	P_INT_VALLE_F	-49.699797



DX209	P_INT_VALLE_0	-184.599985
DX209	P_M_1	0.000000
DX209	P_M_2	0.000000
DX209	P_M_3	0.000000
DX209	P_M_4	0.000000
DX209	P_M_5	0.000000
DX209	P_V_2	207.187277
DX209	P_V_3	183.752768
DX215	P_INT_VALLE_F	-49.699797
DX215	P_INT_VALLE_0	-184.599985
DX215	P_M_1	0.000000
DX215	P_M_2	0.000000
DX215	P_M_3	0.000000
DX215	P_M_4	0.000000
DX215	P_M_5	0.000000
DX215	P_V_2	207.187277
DX215	P_V_3	183.752768
DX211	P_INT_VALLE_F	-49.699797
DX211	P_INT_VALLE_0	-184.599985
DX211	P_M_1	0.000000
DX211	P_M_2	0.000000
DX211	P_M_3	0.000000
DX211	P_M_4	0.000000
DX211	P_M_5	0.000000
DX211	P_V_2	207.187277
DX211	P_V_3	183.752768
DX219	P_INT_VALLE_F	-49.699797
DX219	P_INT_VALLE_0	-184.599985
DX219	P_M_1	0.000000
DX219	P_M_2	0.000000
DX219	P_M_3	0.000000
DX219	P_M_4	0.000000
DX219	P_M_5	0.000000
DX219	P_V_2	207.187277
DX219	P_V_3	183.752768
DX218	P_INT_VALLE_F	-49.699797
DX218	P_INT_VALLE_0	-184.599985
DX218	P_M_1	0.000000
DX218	P_M_2	0.000000
DX218	P_M_3	0.000000
DX218	P_M_4	0.000000
DX218	P_M_5	0.000000
DX218	P_V_2	207.187277
DX218	P_V_3	183.752768
DX212	P_INT_VALLE_F	-49.699797
DX212	P_INT_VALLE_0	-184.599985
DX212	P_M_1	0.000000
DX212	P_M_2	0.000000
DX212	P_M_3	0.000000
DX212	P_M_4	0.000000
DX212	P_M_5	0.000000
DX212	P_V_2	207.187277
DX212	P_V_3	183.752768
SX227	P_INT_MONTE_F	35.467520
SX227	P_INT_MONTE_0	170.367708
SX227	P_V_1	0.000000
SX227	P_V_2	0.000000
SX227	P_V_3	0.000000
SX227	P_V_4	0.000000
SX227	P_V_5	0.000000
SX227	P_M_2	-98.007074
SX227	P_M_3	-203.408206
SX229	P_INT_MONTE_F	35.467520
SX229	P_INT_MONTE_0	170.367708
SX229	P_V_1	0.000000
SX229	P_V_2	0.000000
SX229	P_V_3	0.000000
SX229	P_V_4	0.000000
SX229	P_V_5	0.000000
SX229	P_M_2	-98.007074
SX229	P_M_3	-203.408206
SX222	P_INT_MONTE_F	35.467520
SX222	P_INT_MONTE_0	170.367708
SX222	P_V_1	0.000000
SX222	P_V_2	0.000000
SX222	P_V_3	0.000000
SX222	P_V_4	0.000000
SX222	P_V_5	0.000000
SX222	P_M_2	-98.007074
SX222	P_M_3	-203.408206
SX234	P_INT_MONTE_F	35.467520



Autorità Portuale di Taranto
Interventi per il dragaggio di 2,3 M m³ di sedimenti in area Molo Polisettoriale e per la realizzazione di un primo lotto della cassa di colmata funzionale all'ampliamento del V Sporgente del Porto di Taranto

Allegati alla relazione di calcolo strutturale allineamento "BC"

Data 05/2016
Rev. B
c.d.c.: C296A
514B

SX234	P_INT_MONTE_0	170.367708
SX234	P_V_1	0.000000
SX234	P_V_2	0.000000
SX234	P_V_3	0.000000
SX234	P_V_4	0.000000
SX234	P_V_5	0.000000
SX234	P_M_2	-98.007074
SX234	P_M_3	-203.408206
SX223	P_INT_MONTE_F	35.467520
SX223	P_INT_MONTE_0	170.367708
SX223	P_V_1	0.000000
SX223	P_V_2	0.000000
SX223	P_V_3	0.000000
SX223	P_V_4	0.000000
SX223	P_V_5	0.000000
SX223	P_M_2	-98.007074
SX223	P_M_3	-203.408206
SX224	P_INT_MONTE_F	35.467520
SX224	P_INT_MONTE_0	170.367708
SX224	P_V_1	0.000000
SX224	P_V_2	0.000000
SX224	P_V_3	0.000000
SX224	P_V_4	0.000000
SX224	P_V_5	0.000000
SX224	P_M_2	-98.007074
SX224	P_M_3	-203.408206
SX232	P_INT_MONTE_F	35.467520
SX232	P_INT_MONTE_0	170.367708
SX232	P_V_1	0.000000
SX232	P_V_2	0.000000
SX232	P_V_3	0.000000
SX232	P_V_4	0.000000
SX232	P_V_5	0.000000
SX232	P_M_2	-98.007074
SX232	P_M_3	-203.408206
SX404	P_INT_MONTE_F	0.000000
SX404	P_INT_MONTE_0	0.000000
SX404	P_V_1	0.000000
SX404	P_V_2	0.000000
SX404	P_V_3	0.000000
SX404	P_V_4	0.000000
SX404	P_V_5	0.000000
SX404	P_M_2	-13.418887
SX404	P_M_3	0.000000
SX228	P_INT_MONTE_F	35.467520
SX228	P_INT_MONTE_0	170.367708
SX228	P_V_1	0.000000
SX228	P_V_2	0.000000
SX228	P_V_3	0.000000
SX228	P_V_4	0.000000
SX228	P_V_5	0.000000
SX228	P_M_2	-98.007074
SX228	P_M_3	-203.408206
SX225	P_INT_MONTE_F	35.467520
SX225	P_INT_MONTE_0	170.367708
SX225	P_V_1	0.000000
SX225	P_V_2	0.000000
SX225	P_V_3	0.000000
SX225	P_V_4	0.000000
SX225	P_V_5	0.000000
SX225	P_M_2	-98.007074
SX225	P_M_3	-203.408206
SX231	P_INT_MONTE_F	35.467520
SX231	P_INT_MONTE_0	170.367708
SX231	P_V_1	0.000000
SX231	P_V_2	0.000000
SX231	P_V_3	0.000000
SX231	P_V_4	0.000000
SX231	P_V_5	0.000000
SX231	P_M_2	-98.007074
SX231	P_M_3	-203.408206
DX227	P_INT_VALLE_F	-35.467520
DX227	P_INT_VALLE_0	-170.367708
DX227	P_M_1	0.000000
DX227	P_M_2	0.000000
DX227	P_M_3	0.000000
DX227	P_M_4	0.000000
DX227	P_M_5	0.000000
DX227	P_V_2	177.617227
DX227	P_V_3	168.596905
DX229	P_INT_VALLE_F	-35.467520

DX229	P_INT_VALLE_0	-170.367708
DX229	P_M_1	0.000000
DX229	P_M_2	0.000000
DX229	P_M_3	0.000000
DX229	P_M_4	0.000000
DX229	P_M_5	0.000000
DX229	P_V_2	177.617227
DX229	P_V_3	168.596905
DX234	P_INT_VALLE_F	-35.467520
DX234	P_INT_VALLE_0	-170.367708
DX234	P_M_1	0.000000
DX234	P_M_2	0.000000
DX234	P_M_3	0.000000
DX234	P_M_4	0.000000
DX234	P_M_5	0.000000
DX234	P_V_2	177.617227
DX234	P_V_3	168.596905
DX222	P_INT_VALLE_F	-35.467520
DX222	P_INT_VALLE_0	-170.367708
DX222	P_M_1	0.000000
DX222	P_M_2	0.000000
DX222	P_M_3	0.000000
DX222	P_M_4	0.000000
DX222	P_M_5	0.000000
DX222	P_V_2	177.617227
DX222	P_V_3	168.596905
DX228	P_INT_VALLE_F	-35.467520
DX228	P_INT_VALLE_0	-170.367708
DX228	P_M_1	0.000000
DX228	P_M_2	0.000000
DX228	P_M_3	0.000000
DX228	P_M_4	0.000000
DX228	P_M_5	0.000000
DX228	P_V_2	177.617227
DX228	P_V_3	168.596905
DX224	P_INT_VALLE_F	-35.467520
DX224	P_INT_VALLE_0	-170.367708
DX224	P_M_1	0.000000
DX224	P_M_2	0.000000
DX224	P_M_3	0.000000
DX224	P_M_4	0.000000
DX224	P_M_5	0.000000
DX224	P_V_2	177.617227
DX224	P_V_3	168.596905
DX232	P_INT_VALLE_F	-35.467520
DX232	P_INT_VALLE_0	-170.367708
DX232	P_M_1	0.000000
DX232	P_M_2	0.000000
DX232	P_M_3	0.000000
DX232	P_M_4	0.000000
DX232	P_M_5	0.000000
DX232	P_V_2	177.617227
DX232	P_V_3	168.596905
DX231	P_INT_VALLE_F	-35.467520
DX231	P_INT_VALLE_0	-170.367708
DX231	P_M_1	0.000000
DX231	P_M_2	0.000000
DX231	P_M_3	0.000000
DX231	P_M_4	0.000000
DX231	P_M_5	0.000000
DX231	P_V_2	177.617227
DX231	P_V_3	168.596905
DX225	P_INT_VALLE_F	-35.467520
DX225	P_INT_VALLE_0	-170.367708
DX225	P_M_1	0.000000
DX225	P_M_2	0.000000
DX225	P_M_3	0.000000
DX225	P_M_4	0.000000
DX225	P_M_5	0.000000
DX225	P_V_2	177.617227
DX225	P_V_3	168.596905
SX240	P_INT_MONTE_F	21.299797
SX240	P_INT_MONTE_0	156.199985
SX240	P_V_1	0.000000
SX240	P_V_2	0.000000
SX240	P_V_3	0.000000
SX240	P_V_4	0.000000
SX240	P_V_5	0.000000
SX240	P_M_2	-82.537970
SX240	P_M_3	-174.056695
SX242	P_INT_MONTE_F	21.299797



Autorità Portuale di Taranto
Interventi per il dragaggio di 2,3 M³ di sedimenti in area Molo Polisettoriale e per la realizzazione di un primo lotto della cassa di colmata funzionale all'ampliamento del V Sporgente del Porto di Taranto

Allegati alla relazione di calcolo strutturale allineamento "BC"

Data 05/2016
Rev. B
c.d.c.: C296A
514B

SX242	P_INT_MONTE_0	156.199985
SX242	P_V_1	0.000000
SX242	P_V_2	0.000000
SX242	P_V_3	0.000000
SX242	P_V_4	0.000000
SX242	P_V_5	0.000000
SX242	P_M_2	-82.537970
SX242	P_M_3	-174.056695
SX235	P_INT_MONTE_F	21.299797
SX235	P_INT_MONTE_0	156.199985
SX235	P_V_1	0.000000
SX235	P_V_2	0.000000
SX235	P_V_3	0.000000
SX235	P_V_4	0.000000
SX235	P_V_5	0.000000
SX235	P_M_2	-82.537970
SX235	P_M_3	-174.056695
SX247	P_INT_MONTE_F	21.299797
SX247	P_INT_MONTE_0	156.199985
SX247	P_V_1	0.000000
SX247	P_V_2	0.000000
SX247	P_V_3	0.000000
SX247	P_V_4	0.000000
SX247	P_V_5	0.000000
SX247	P_M_2	-82.537970
SX247	P_M_3	-174.056695
SX236	P_INT_MONTE_F	21.299797
SX236	P_INT_MONTE_0	156.199985
SX236	P_V_1	0.000000
SX236	P_V_2	0.000000
SX236	P_V_3	0.000000
SX236	P_V_4	0.000000
SX236	P_V_5	0.000000
SX236	P_M_2	-82.537970
SX236	P_M_3	-174.056695
SX237	P_INT_MONTE_F	21.299797
SX237	P_INT_MONTE_0	156.199985
SX237	P_V_1	0.000000
SX237	P_V_2	0.000000
SX237	P_V_3	0.000000
SX237	P_V_4	0.000000
SX237	P_V_5	0.000000
SX237	P_M_2	-82.537970
SX237	P_M_3	-174.056695
SX245	P_INT_MONTE_F	21.299797
SX245	P_INT_MONTE_0	156.199985
SX245	P_V_1	0.000000
SX245	P_V_2	0.000000
SX245	P_V_3	0.000000
SX245	P_V_4	0.000000
SX245	P_V_5	0.000000
SX245	P_M_2	-82.537970
SX245	P_M_3	-174.056695
SX417	P_INT_MONTE_F	0.000000
SX417	P_INT_MONTE_0	0.000000
SX417	P_V_1	0.000000
SX417	P_V_2	0.000000
SX417	P_V_3	0.000000
SX417	P_V_4	0.000000
SX417	P_V_5	0.000000
SX417	P_M_2	-3.535004
SX417	P_M_3	0.000000
SX241	P_INT_MONTE_F	21.299797
SX241	P_INT_MONTE_0	156.199985
SX241	P_V_1	0.000000
SX241	P_V_2	0.000000
SX241	P_V_3	0.000000
SX241	P_V_4	0.000000
SX241	P_V_5	0.000000
SX241	P_M_2	-82.537970
SX241	P_M_3	-174.056695
SX238	P_INT_MONTE_F	21.299797
SX238	P_INT_MONTE_0	156.199985
SX238	P_V_1	0.000000
SX238	P_V_2	0.000000
SX238	P_V_3	0.000000
SX238	P_V_4	0.000000
SX238	P_V_5	0.000000
SX238	P_M_2	-82.537970
SX238	P_M_3	-174.056695
SX244	P_INT_MONTE_F	21.299797

SX244	P_INT_MONTE_0	156.199985
SX244	P_V_1	0.000000
SX244	P_V_2	0.000000
SX244	P_V_3	0.000000
SX244	P_V_4	0.000000
SX244	P_V_5	0.000000
SX244	P_M_2	-82.537970
SX244	P_M_3	-174.056695
DX240	P_INT_VALLE_F	-21.299797
DX240	P_INT_VALLE_0	-156.199985
DX240	P_M_1	0.000000
DX240	P_M_2	0.000000
DX240	P_M_3	0.000000
DX240	P_M_4	0.000000
DX240	P_M_5	0.000000
DX240	P_V_2	145.641748
DX240	P_V_3	152.301175
DX242	P_INT_VALLE_F	-21.299797
DX242	P_INT_VALLE_0	-156.199985
DX242	P_M_1	0.000000
DX242	P_M_2	0.000000
DX242	P_M_3	0.000000
DX242	P_M_4	0.000000
DX242	P_M_5	0.000000
DX242	P_V_2	145.641748
DX242	P_V_3	152.301175
DX247	P_INT_VALLE_F	-21.299797
DX247	P_INT_VALLE_0	-156.199985
DX247	P_M_1	0.000000
DX247	P_M_2	0.000000
DX247	P_M_3	0.000000
DX247	P_M_4	0.000000
DX247	P_M_5	0.000000
DX247	P_V_2	145.641748
DX247	P_V_3	152.301175
DX235	P_INT_VALLE_F	-21.299797
DX235	P_INT_VALLE_0	-156.199985
DX235	P_M_1	0.000000
DX235	P_M_2	0.000000
DX235	P_M_3	0.000000
DX235	P_M_4	0.000000
DX235	P_M_5	0.000000
DX235	P_V_2	145.641748
DX235	P_V_3	152.301175
DX241	P_INT_VALLE_F	-21.299797
DX241	P_INT_VALLE_0	-156.199985
DX241	P_M_1	0.000000
DX241	P_M_2	0.000000
DX241	P_M_3	0.000000
DX241	P_M_4	0.000000
DX241	P_M_5	0.000000
DX241	P_V_2	145.641748
DX241	P_V_3	152.301175
DX237	P_INT_VALLE_F	-21.299797
DX237	P_INT_VALLE_0	-156.199985
DX237	P_M_1	0.000000
DX237	P_M_2	0.000000
DX237	P_M_3	0.000000
DX237	P_M_4	0.000000
DX237	P_M_5	0.000000
DX237	P_V_2	145.641748
DX237	P_V_3	152.301175
DX245	P_INT_VALLE_F	-21.299797
DX245	P_INT_VALLE_0	-156.199985
DX245	P_M_1	0.000000
DX245	P_M_2	0.000000
DX245	P_M_3	0.000000
DX245	P_M_4	0.000000
DX245	P_M_5	0.000000
DX245	P_V_2	145.641748
DX245	P_V_3	152.301175
DX244	P_INT_VALLE_F	-21.299797
DX244	P_INT_VALLE_0	-156.199985
DX244	P_M_1	0.000000
DX244	P_M_2	0.000000
DX244	P_M_3	0.000000
DX244	P_M_4	0.000000
DX244	P_M_5	0.000000
DX244	P_V_2	145.641748
DX244	P_V_3	152.301175
DX238	P_INT_VALLE_F	-21.299797

**Autorità Portuale di Taranto**

Interventi per il dragaggio di 2,3 M³ di sedimenti in area Molo Polisettoriale e per la realizzazione di un primo lotto della cassa di colmata funzionale all'ampliamento del V Sporgente del Porto di Taranto

Allegati alla relazione di calcolo strutturale allineamento "BC"

Data 05/2016
Rev. B
c.d.c.: C296A
514B



DX238	P_INT_VALLE_0	-156.199985
DX238	P_M_1	0.000000
DX238	P_M_2	0.000000
DX238	P_M_3	0.000000
DX238	P_M_4	0.000000
DX238	P_M_5	0.000000
DX238	P_V_2	145.641748
DX238	P_V_3	152.301175
SX253	P_INT_MONTE_F	7.099797
SX253	P_INT_MONTE_0	141.999985
SX253	P_V_1	0.000000
SX253	P_V_2	0.000000
SX253	P_V_3	0.000000
SX253	P_V_4	0.000000
SX253	P_V_5	0.000000
SX253	P_M_2	-65.374459
SX253	P_M_3	-143.148678
SX255	P_INT_MONTE_F	7.099797
SX255	P_INT_MONTE_0	141.999985
SX255	P_V_1	0.000000
SX255	P_V_2	0.000000
SX255	P_V_3	0.000000
SX255	P_V_4	0.000000
SX255	P_V_5	0.000000
SX255	P_M_2	-65.374459
SX255	P_M_3	-143.148678
SX248	P_INT_MONTE_F	7.099797
SX248	P_INT_MONTE_0	141.999985
SX248	P_V_1	0.000000
SX248	P_V_2	0.000000
SX248	P_V_3	0.000000
SX248	P_V_4	0.000000
SX248	P_V_5	0.000000
SX248	P_M_2	-65.374459
SX248	P_M_3	-143.148678
SX260	P_INT_MONTE_F	7.099797
SX260	P_INT_MONTE_0	141.999985
SX260	P_V_1	0.000000
SX260	P_V_2	0.000000
SX260	P_V_3	0.000000
SX260	P_V_4	0.000000
SX260	P_V_5	0.000000
SX260	P_M_2	-65.374459
SX260	P_M_3	-143.148678
SX249	P_INT_MONTE_F	7.099797
SX249	P_INT_MONTE_0	141.999985
SX249	P_V_1	0.000000
SX249	P_V_2	0.000000
SX249	P_V_3	0.000000
SX249	P_V_4	0.000000
SX249	P_V_5	0.000000
SX249	P_M_2	-65.374459
SX249	P_M_3	-143.148678
SX250	P_INT_MONTE_F	7.099797
SX250	P_INT_MONTE_0	141.999985
SX250	P_V_1	0.000000
SX250	P_V_2	0.000000
SX250	P_V_3	0.000000
SX250	P_V_4	0.000000
SX250	P_V_5	0.000000
SX250	P_M_2	-65.374459
SX250	P_M_3	-143.148678
SX258	P_INT_MONTE_F	7.099797
SX258	P_INT_MONTE_0	141.999985
SX258	P_V_1	0.000000
SX258	P_V_2	0.000000
SX258	P_V_3	0.000000
SX258	P_V_4	0.000000
SX258	P_V_5	0.000000
SX258	P_M_2	-65.374459
SX258	P_M_3	-143.148678
SX254	P_INT_MONTE_F	7.099797
SX254	P_INT_MONTE_0	141.999985
SX254	P_V_1	0.000000
SX254	P_V_2	0.000000
SX254	P_V_3	0.000000
SX254	P_V_4	0.000000
SX254	P_V_5	0.000000
SX254	P_M_2	-65.374459
SX254	P_M_3	-143.148678
SX251	P_INT_MONTE_F	7.099797



Autorità Portuale di Taranto
Interventi per il dragaggio di 2,3 M m³ di sedimenti in area Molo Polisettoriale e per la realizzazione di un primo lotto della cassa di colmata funzionale all'ampliamento del V Sporgente del Porto di Taranto

Allegati alla relazione di calcolo strutturale allineamento "BC"

Data 05/2016
Rev. B
c.d.c.: C296A
514B

SX251	P_INT_MONTE_0	141.999985
SX251	P_V_1	0.000000
SX251	P_V_2	0.000000
SX251	P_V_3	0.000000
SX251	P_V_4	0.000000
SX251	P_V_5	0.000000
SX251	P_M_2	-65.374459
SX251	P_M_3	-143.148678
SX257	P_INT_MONTE_F	7.099797
SX257	P_INT_MONTE_0	141.999985
SX257	P_V_1	0.000000
SX257	P_V_2	0.000000
SX257	P_V_3	0.000000
SX257	P_V_4	0.000000
SX257	P_V_5	0.000000
SX257	P_M_2	-65.374459
SX257	P_M_3	-143.148678
DX253	P_INT_VALLE_F	-7.099797
DX253	P_INT_VALLE_0	-141.999985
DX253	P_M_1	0.000000
DX253	P_M_2	0.000000
DX253	P_M_3	0.000000
DX253	P_M_4	0.000000
DX253	P_M_5	0.000000
DX253	P_V_2	109.679737
DX253	P_V_3	147.277932
DX255	P_INT_VALLE_F	-7.099797
DX255	P_INT_VALLE_0	-141.999985
DX255	P_M_1	0.000000
DX255	P_M_2	0.000000
DX255	P_M_3	0.000000
DX255	P_M_4	0.000000
DX255	P_M_5	0.000000
DX255	P_V_2	109.679737
DX255	P_V_3	147.277932
DX260	P_INT_VALLE_F	-7.099797
DX260	P_INT_VALLE_0	-141.999985
DX260	P_M_1	0.000000
DX260	P_M_2	0.000000
DX260	P_M_3	0.000000
DX260	P_M_4	0.000000
DX260	P_M_5	0.000000
DX260	P_V_2	109.679737
DX260	P_V_3	147.277932
DX248	P_INT_VALLE_F	-7.099797
DX248	P_INT_VALLE_0	-141.999985
DX248	P_M_1	0.000000
DX248	P_M_2	0.000000
DX248	P_M_3	0.000000
DX248	P_M_4	0.000000
DX248	P_M_5	0.000000
DX248	P_V_2	109.679737
DX248	P_V_3	147.277932
DX254	P_INT_VALLE_F	-7.099797
DX254	P_INT_VALLE_0	-141.999985
DX254	P_M_1	0.000000
DX254	P_M_2	0.000000
DX254	P_M_3	0.000000
DX254	P_M_4	0.000000
DX254	P_M_5	0.000000
DX254	P_V_2	109.679737
DX254	P_V_3	147.277932
DX250	P_INT_VALLE_F	-7.099797
DX250	P_INT_VALLE_0	-141.999985
DX250	P_M_1	0.000000
DX250	P_M_2	0.000000
DX250	P_M_3	0.000000
DX250	P_M_4	0.000000
DX250	P_M_5	0.000000
DX250	P_V_2	109.679737
DX250	P_V_3	147.277932
DX258	P_INT_VALLE_F	-7.099797
DX258	P_INT_VALLE_0	-141.999985
DX258	P_M_1	0.000000
DX258	P_M_2	0.000000
DX258	P_M_3	0.000000
DX258	P_M_4	0.000000
DX258	P_M_5	0.000000
DX258	P_V_2	109.679737
DX258	P_V_3	147.277932
DX257	P_INT_VALLE_F	-7.099797

DX257	P_INT_VALLE_0	-141.999985
DX257	P_M_1	0.000000
DX257	P_M_2	0.000000
DX257	P_M_3	0.000000
DX257	P_M_4	0.000000
DX257	P_M_5	0.000000
DX257	P_V_2	109.679737
DX257	P_V_3	147.277932
DX251	P_INT_VALLE_F	-7.099797
DX251	P_INT_VALLE_0	-141.999985
DX251	P_M_1	0.000000
DX251	P_M_2	0.000000
DX251	P_M_3	0.000000
DX251	P_M_4	0.000000
DX251	P_M_5	0.000000
DX251	P_V_2	109.679737
DX251	P_V_3	147.277932
SX266	P_INT_MONTE_F	0.000000
SX266	P_INT_MONTE_0	127.799985
SX266	P_V_1	0.000000
SX266	P_V_2	0.000000
SX266	P_V_3	0.000000
SX266	P_V_4	0.000000
SX266	P_V_5	0.000000
SX266	P_M_2	-105.414014
SX266	P_M_3	-89.633333
SX268	P_INT_MONTE_F	0.000000
SX268	P_INT_MONTE_0	127.799985
SX268	P_V_1	0.000000
SX268	P_V_2	0.000000
SX268	P_V_3	0.000000
SX268	P_V_4	0.000000
SX268	P_V_5	0.000000
SX268	P_M_2	-105.414014
SX268	P_M_3	-89.633333
SX261	P_INT_MONTE_F	0.000000
SX261	P_INT_MONTE_0	127.799985
SX261	P_V_1	0.000000
SX261	P_V_2	0.000000
SX261	P_V_3	0.000000
SX261	P_V_4	0.000000
SX261	P_V_5	0.000000
SX261	P_M_2	-105.414014
SX261	P_M_3	-89.633333
SX273	P_INT_MONTE_F	0.000000
SX273	P_INT_MONTE_0	127.799985
SX273	P_V_1	0.000000
SX273	P_V_2	0.000000
SX273	P_V_3	0.000000
SX273	P_V_4	0.000000
SX273	P_V_5	0.000000
SX273	P_M_2	-105.414014
SX273	P_M_3	-89.633333
SX262	P_INT_MONTE_F	0.000000
SX262	P_INT_MONTE_0	127.799985
SX262	P_V_1	0.000000
SX262	P_V_2	0.000000
SX262	P_V_3	0.000000
SX262	P_V_4	0.000000
SX262	P_V_5	0.000000
SX262	P_M_2	-105.414014
SX262	P_M_3	-89.633333
SX263	P_INT_MONTE_F	0.000000
SX263	P_INT_MONTE_0	127.799985
SX263	P_V_1	0.000000
SX263	P_V_2	0.000000
SX263	P_V_3	0.000000
SX263	P_V_4	0.000000
SX263	P_V_5	0.000000
SX263	P_M_2	-105.414014
SX263	P_M_3	-89.633333
SX271	P_INT_MONTE_F	0.000000
SX271	P_INT_MONTE_0	127.799985
SX271	P_V_1	0.000000
SX271	P_V_2	0.000000
SX271	P_V_3	0.000000
SX271	P_V_4	0.000000
SX271	P_V_5	0.000000
SX271	P_M_2	-105.414014
SX271	P_M_3	-89.633333
SX267	P_INT_MONTE_F	0.000000

SX267	P_INT_MONTE_0	127.799985
SX267	P_V_1	0.000000
SX267	P_V_2	0.000000
SX267	P_V_3	0.000000
SX267	P_V_4	0.000000
SX267	P_V_5	0.000000
SX267	P_M_2	-105.414014
SX267	P_M_3	-89.633333
SX264	P_INT_MONTE_F	0.000000
SX264	P_INT_MONTE_0	127.799985
SX264	P_V_1	0.000000
SX264	P_V_2	0.000000
SX264	P_V_3	0.000000
SX264	P_V_4	0.000000
SX264	P_V_5	0.000000
SX264	P_M_2	-105.414014
SX264	P_M_3	-89.633333
SX270	P_INT_MONTE_F	0.000000
SX270	P_INT_MONTE_0	127.799985
SX270	P_V_1	0.000000
SX270	P_V_2	0.000000
SX270	P_V_3	0.000000
SX270	P_V_4	0.000000
SX270	P_V_5	0.000000
SX270	P_M_2	-105.414014
SX270	P_M_3	-89.633333
DX266	P_INT_VALLE_F	0.000000
DX266	P_INT_VALLE_0	-127.799985
DX266	P_M_1	0.000000
DX266	P_M_2	0.000000
DX266	P_M_3	0.000000
DX266	P_M_4	0.000000
DX266	P_M_5	0.000000
DX266	P_V_2	59.633333
DX266	P_V_3	147.010428
DX268	P_INT_VALLE_F	0.000000
DX268	P_INT_VALLE_0	-127.799985
DX268	P_M_1	0.000000
DX268	P_M_2	0.000000
DX268	P_M_3	0.000000
DX268	P_M_4	0.000000
DX268	P_M_5	0.000000
DX268	P_V_2	59.633333
DX268	P_V_3	147.010428
DX273	P_INT_VALLE_F	0.000000
DX273	P_INT_VALLE_0	-127.799985
DX273	P_M_1	0.000000
DX273	P_M_2	0.000000
DX273	P_M_3	0.000000
DX273	P_M_4	0.000000
DX273	P_M_5	0.000000
DX273	P_V_2	59.633333
DX273	P_V_3	147.010428
DX261	P_INT_VALLE_F	0.000000
DX261	P_INT_VALLE_0	-127.799985
DX261	P_M_1	0.000000
DX261	P_M_2	0.000000
DX261	P_M_3	0.000000
DX261	P_M_4	0.000000
DX261	P_M_5	0.000000
DX261	P_V_2	59.633333
DX261	P_V_3	147.010428
DX267	P_INT_VALLE_F	0.000000
DX267	P_INT_VALLE_0	-127.799985
DX267	P_M_1	0.000000
DX267	P_M_2	0.000000
DX267	P_M_3	0.000000
DX267	P_M_4	0.000000
DX267	P_M_5	0.000000
DX267	P_V_2	59.633333
DX267	P_V_3	147.010428
DX263	P_INT_VALLE_F	0.000000
DX263	P_INT_VALLE_0	-127.799985
DX263	P_M_1	0.000000
DX263	P_M_2	0.000000
DX263	P_M_3	0.000000
DX263	P_M_4	0.000000
DX263	P_M_5	0.000000
DX263	P_V_2	59.633333
DX263	P_V_3	147.010428
DX271	P_INT_VALLE_F	0.000000



DX271	P_INT_VALLE_0	-127.799985
DX271	P_M_1	0.000000
DX271	P_M_2	0.000000
DX271	P_M_3	0.000000
DX271	P_M_4	0.000000
DX271	P_M_5	0.000000
DX271	P_V_2	59.633333
DX271	P_V_3	147.010428
DX270	P_INT_VALLE_F	0.000000
DX270	P_INT_VALLE_0	-127.799985
DX270	P_M_1	0.000000
DX270	P_M_2	0.000000
DX270	P_M_3	0.000000
DX270	P_M_4	0.000000
DX270	P_M_5	0.000000
DX270	P_V_2	59.633333
DX270	P_V_3	147.010428
DX264	P_INT_VALLE_F	0.000000
DX264	P_INT_VALLE_0	-127.799985
DX264	P_M_1	0.000000
DX264	P_M_2	0.000000
DX264	P_M_3	0.000000
DX264	P_M_4	0.000000
DX264	P_M_5	0.000000
DX264	P_V_2	59.633333
DX264	P_V_3	147.010428
SX279	P_INT_MONTE_F	0.000000
SX279	P_INT_MONTE_0	113.599808
SX279	P_V_1	0.000000
SX279	P_V_2	0.000000
SX279	P_V_3	0.000000
SX279	P_V_4	0.000000
SX279	P_V_5	0.000000
SX279	P_M_2	-96.464141
SX279	P_M_3	-80.000000
SX281	P_INT_MONTE_F	0.000000
SX281	P_INT_MONTE_0	113.599808
SX281	P_V_1	0.000000
SX281	P_V_2	0.000000
SX281	P_V_3	0.000000
SX281	P_V_4	0.000000
SX281	P_V_5	0.000000
SX281	P_M_2	-96.464141
SX281	P_M_3	-80.000000
SX274	P_INT_MONTE_F	0.000000
SX274	P_INT_MONTE_0	113.599808
SX274	P_V_1	0.000000
SX274	P_V_2	0.000000
SX274	P_V_3	0.000000
SX274	P_V_4	0.000000
SX274	P_V_5	0.000000
SX274	P_M_2	-96.464141
SX274	P_M_3	-80.000000
SX286	P_INT_MONTE_F	0.000000
SX286	P_INT_MONTE_0	113.599808
SX286	P_V_1	0.000000
SX286	P_V_2	0.000000
SX286	P_V_3	0.000000
SX286	P_V_4	0.000000
SX286	P_V_5	0.000000
SX286	P_M_2	-96.464141
SX286	P_M_3	-80.000000
SX275	P_INT_MONTE_F	0.000000
SX275	P_INT_MONTE_0	113.599808
SX275	P_V_1	0.000000
SX275	P_V_2	0.000000
SX275	P_V_3	0.000000
SX275	P_V_4	0.000000
SX275	P_V_5	0.000000
SX275	P_M_2	-96.464141
SX275	P_M_3	-80.000000
SX276	P_INT_MONTE_F	0.000000
SX276	P_INT_MONTE_0	113.599808
SX276	P_V_1	0.000000
SX276	P_V_2	0.000000
SX276	P_V_3	0.000000
SX276	P_V_4	0.000000
SX276	P_V_5	0.000000
SX276	P_M_2	-96.464141
SX276	P_M_3	-80.000000
SX284	P_INT_MONTE_F	0.000000



Autorità Portuale di Taranto
Interventi per il dragaggio di 2,3 M m³ di sedimenti in area Molo Polisettoriale e per la realizzazione di un primo lotto della cassa di colmanta funzionale all'ampliamento del V Sporgente del Porto di Taranto

Allegati alla relazione di calcolo strutturale allineamento "BC"

Data 05/2016
Rev. B
c.d.c.: C296A
514B



SX284	P_INT_MONTE_0	113.599808
SX284	P_V_1	0.000000
SX284	P_V_2	0.000000
SX284	P_V_3	0.000000
SX284	P_V_4	0.000000
SX284	P_V_5	0.000000
SX284	P_M_2	-96.464141
SX284	P_M_3	-80.000000
SX393	P_INT_MONTE_F	0.000000
SX393	P_INT_MONTE_0	0.000000
SX393	P_V_1	0.000000
SX393	P_V_2	0.000000
SX393	P_V_3	0.000000
SX393	P_V_4	0.000000
SX393	P_V_5	0.000000
SX393	P_M_2	-13.418887
SX393	P_M_3	0.000000
SX280	P_INT_MONTE_F	0.000000
SX280	P_INT_MONTE_0	113.599808
SX280	P_V_1	0.000000
SX280	P_V_2	0.000000
SX280	P_V_3	0.000000
SX280	P_V_4	0.000000
SX280	P_V_5	0.000000
SX280	P_M_2	-96.464141
SX280	P_M_3	-80.000000
SX277	P_INT_MONTE_F	0.000000
SX277	P_INT_MONTE_0	113.599808
SX277	P_V_1	0.000000
SX277	P_V_2	0.000000
SX277	P_V_3	0.000000
SX277	P_V_4	0.000000
SX277	P_V_5	0.000000
SX277	P_M_2	-96.464141
SX277	P_M_3	-80.000000
SX283	P_INT_MONTE_F	0.000000
SX283	P_INT_MONTE_0	113.599808
SX283	P_V_1	0.000000
SX283	P_V_2	0.000000
SX283	P_V_3	0.000000
SX283	P_V_4	0.000000
SX283	P_V_5	0.000000
SX283	P_M_2	-96.464141
SX283	P_M_3	-80.000000
DX279	P_INT_VALLE_F	0.000000
DX279	P_INT_VALLE_0	-113.599808
DX279	P_M_1	0.000000
DX279	P_M_2	0.000000
DX279	P_M_3	0.000000
DX279	P_M_4	0.000000
DX279	P_M_5	0.000000
DX279	P_V_2	50.000000
DX279	P_V_3	132.287023
DX281	P_INT_VALLE_F	0.000000
DX281	P_INT_VALLE_0	-113.599808
DX281	P_M_1	0.000000
DX281	P_M_2	0.000000
DX281	P_M_3	0.000000
DX281	P_M_4	0.000000
DX281	P_M_5	0.000000
DX281	P_V_2	50.000000
DX281	P_V_3	132.287023
DX286	P_INT_VALLE_F	0.000000
DX286	P_INT_VALLE_0	-113.599808
DX286	P_M_1	0.000000
DX286	P_M_2	0.000000
DX286	P_M_3	0.000000
DX286	P_M_4	0.000000
DX286	P_M_5	0.000000
DX286	P_V_2	50.000000
DX286	P_V_3	132.287023
DX274	P_INT_VALLE_F	0.000000
DX274	P_INT_VALLE_0	-113.599808
DX274	P_M_1	0.000000
DX274	P_M_2	0.000000
DX274	P_M_3	0.000000
DX274	P_M_4	0.000000
DX274	P_M_5	0.000000
DX274	P_V_2	50.000000
DX274	P_V_3	132.287023
DX280	P_INT_VALLE_F	0.000000



Autorità Portuale di Taranto
Interventi per il dragaggio di 2,3 M³ di sedimenti in area Molo Polisettoriale e per la realizzazione di un primo lotto della cassa di colmanta funzionale all'ampliamento del V Sporgente del Porto di Taranto

Allegati alla relazione di calcolo strutturale allineamento "BC"

Data 05/2016
Rev. B
c.d.c.: C296A
514B



DX280	P_INT_VALLE_0	-113.599808
DX280	P_M_1	0.000000
DX280	P_M_2	0.000000
DX280	P_M_3	0.000000
DX280	P_M_4	0.000000
DX280	P_M_5	0.000000
DX280	P_V_2	50.000000
DX280	P_V_3	132.287023
DX276	P_INT_VALLE_F	0.000000
DX276	P_INT_VALLE_0	-113.599808
DX276	P_M_1	0.000000
DX276	P_M_2	0.000000
DX276	P_M_3	0.000000
DX276	P_M_4	0.000000
DX276	P_M_5	0.000000
DX276	P_V_2	50.000000
DX276	P_V_3	132.287023
DX284	P_INT_VALLE_F	0.000000
DX284	P_INT_VALLE_0	-113.599808
DX284	P_M_1	0.000000
DX284	P_M_2	0.000000
DX284	P_M_3	0.000000
DX284	P_M_4	0.000000
DX284	P_M_5	0.000000
DX284	P_V_2	50.000000
DX284	P_V_3	132.287023
DX283	P_INT_VALLE_F	0.000000
DX283	P_INT_VALLE_0	-113.599808
DX283	P_M_1	0.000000
DX283	P_M_2	0.000000
DX283	P_M_3	0.000000
DX283	P_M_4	0.000000
DX283	P_M_5	0.000000
DX283	P_V_2	50.000000
DX283	P_V_3	132.287023
DX277	P_INT_VALLE_F	0.000000
DX277	P_INT_VALLE_0	-113.599808
DX277	P_M_1	0.000000
DX277	P_M_2	0.000000
DX277	P_M_3	0.000000
DX277	P_M_4	0.000000
DX277	P_M_5	0.000000
DX277	P_V_2	50.000000
DX277	P_V_3	132.287023
SX292	P_INT_MONTE_F	0.000000
SX292	P_INT_MONTE_0	100.287485
SX292	P_V_1	0.000000
SX292	P_V_2	0.000000
SX292	P_V_3	0.000000
SX292	P_V_4	0.000000
SX292	P_V_5	0.000000
SX292	P_M_2	-87.963309
SX292	P_M_3	-70.850000
SX294	P_INT_MONTE_F	0.000000
SX294	P_INT_MONTE_0	100.287485
SX294	P_V_1	0.000000
SX294	P_V_2	0.000000
SX294	P_V_3	0.000000
SX294	P_V_4	0.000000
SX294	P_V_5	0.000000
SX294	P_M_2	-87.963309
SX294	P_M_3	-70.850000
SX287	P_INT_MONTE_F	0.000000
SX287	P_INT_MONTE_0	100.287485
SX287	P_V_1	0.000000
SX287	P_V_2	0.000000
SX287	P_V_3	0.000000
SX287	P_V_4	0.000000
SX287	P_V_5	0.000000
SX287	P_M_2	-87.963309
SX287	P_M_3	-70.850000
SX299	P_INT_MONTE_F	0.000000
SX299	P_INT_MONTE_0	100.287485
SX299	P_V_1	0.000000
SX299	P_V_2	0.000000
SX299	P_V_3	0.000000
SX299	P_V_4	0.000000
SX299	P_V_5	0.000000
SX299	P_M_2	-87.963309
SX299	P_M_3	-70.850000
SX288	P_INT_MONTE_F	0.000000



Autorità Portuale di Taranto
Interventi per il dragaggio di 2,3 M³ di sedimenti in area Molo Polisettoriale e per la realizzazione di un primo lotto della cassa di colmanta funzionale all'ampliamento del V Sporgente del Porto di Taranto

Allegati alla relazione di calcolo strutturale allineamento "BC"

Data 05/2016
Rev. B
c.d.c.: C296A
514B

SX288	P_INT_MONTE_0	100.287485
SX288	P_V_1	0.000000
SX288	P_V_2	0.000000
SX288	P_V_3	0.000000
SX288	P_V_4	0.000000
SX288	P_V_5	0.000000
SX288	P_M_2	-87.963309
SX288	P_M_3	-70.850000
SX289	P_INT_MONTE_F	0.000000
SX289	P_INT_MONTE_0	100.287485
SX289	P_V_1	0.000000
SX289	P_V_2	0.000000
SX289	P_V_3	0.000000
SX289	P_V_4	0.000000
SX289	P_V_5	0.000000
SX289	P_M_2	-87.963309
SX289	P_M_3	-70.850000
SX297	P_INT_MONTE_F	0.000000
SX297	P_INT_MONTE_0	100.287485
SX297	P_V_1	0.000000
SX297	P_V_2	0.000000
SX297	P_V_3	0.000000
SX297	P_V_4	0.000000
SX297	P_V_5	0.000000
SX297	P_M_2	-87.963309
SX297	P_M_3	-70.850000
SX406	P_INT_MONTE_F	0.000000
SX406	P_INT_MONTE_0	0.000000
SX406	P_V_1	0.000000
SX406	P_V_2	0.000000
SX406	P_V_3	0.000000
SX406	P_V_4	0.000000
SX406	P_V_5	0.000000
SX406	P_M_2	-3.535004
SX406	P_M_3	0.000000
SX293	P_INT_MONTE_F	0.000000
SX293	P_INT_MONTE_0	100.287485
SX293	P_V_1	0.000000
SX293	P_V_2	0.000000
SX293	P_V_3	0.000000
SX293	P_V_4	0.000000
SX293	P_V_5	0.000000
SX293	P_M_2	-87.963309
SX293	P_M_3	-70.850000
SX290	P_INT_MONTE_F	0.000000
SX290	P_INT_MONTE_0	100.287485
SX290	P_V_1	0.000000
SX290	P_V_2	0.000000
SX290	P_V_3	0.000000
SX290	P_V_4	0.000000
SX290	P_V_5	0.000000
SX290	P_M_2	-87.963309
SX290	P_M_3	-70.850000
SX296	P_INT_MONTE_F	0.000000
SX296	P_INT_MONTE_0	100.287485
SX296	P_V_1	0.000000
SX296	P_V_2	0.000000
SX296	P_V_3	0.000000
SX296	P_V_4	0.000000
SX296	P_V_5	0.000000
SX296	P_M_2	-87.963309
SX296	P_M_3	-70.850000
DX292	P_INT_VALLE_F	0.000000
DX292	P_INT_VALLE_0	-100.287485
DX292	P_M_1	0.000000
DX292	P_M_2	0.000000
DX292	P_M_3	0.000000
DX292	P_M_4	0.000000
DX292	P_M_5	0.000000
DX292	P_V_2	40.850000
DX292	P_V_3	124.384989
DX294	P_INT_VALLE_F	0.000000
DX294	P_INT_VALLE_0	-100.287485
DX294	P_M_1	0.000000
DX294	P_M_2	0.000000
DX294	P_M_3	0.000000
DX294	P_M_4	0.000000
DX294	P_M_5	0.000000
DX294	P_V_2	40.850000
DX294	P_V_3	124.384989
DX299	P_INT_VALLE_F	0.000000



DX299	P_INT_VALLE_0	-100.287485
DX299	P_M_1	0.000000
DX299	P_M_2	0.000000
DX299	P_M_3	0.000000
DX299	P_M_4	0.000000
DX299	P_M_5	0.000000
DX299	P_V_2	40.850000
DX299	P_V_3	124.384989
DX287	P_INT_VALLE_F	0.000000
DX287	P_INT_VALLE_0	-100.287485
DX287	P_M_1	0.000000
DX287	P_M_2	0.000000
DX287	P_M_3	0.000000
DX287	P_M_4	0.000000
DX287	P_M_5	0.000000
DX287	P_V_2	40.850000
DX287	P_V_3	124.384989
DX293	P_INT_VALLE_F	0.000000
DX293	P_INT_VALLE_0	-100.287485
DX293	P_M_1	0.000000
DX293	P_M_2	0.000000
DX293	P_M_3	0.000000
DX293	P_M_4	0.000000
DX293	P_M_5	0.000000
DX293	P_V_2	40.850000
DX293	P_V_3	124.384989
DX289	P_INT_VALLE_F	0.000000
DX289	P_INT_VALLE_0	-100.287485
DX289	P_M_1	0.000000
DX289	P_M_2	0.000000
DX289	P_M_3	0.000000
DX289	P_M_4	0.000000
DX289	P_M_5	0.000000
DX289	P_V_2	40.850000
DX289	P_V_3	124.384989
DX297	P_INT_VALLE_F	0.000000
DX297	P_INT_VALLE_0	-100.287485
DX297	P_M_1	0.000000
DX297	P_M_2	0.000000
DX297	P_M_3	0.000000
DX297	P_M_4	0.000000
DX297	P_M_5	0.000000
DX297	P_V_2	40.850000
DX297	P_V_3	124.384989
DX296	P_INT_VALLE_F	0.000000
DX296	P_INT_VALLE_0	-100.287485
DX296	P_M_1	0.000000
DX296	P_M_2	0.000000
DX296	P_M_3	0.000000
DX296	P_M_4	0.000000
DX296	P_M_5	0.000000
DX296	P_V_2	40.850000
DX296	P_V_3	124.384989
DX290	P_INT_VALLE_F	0.000000
DX290	P_INT_VALLE_0	-100.287485
DX290	P_M_1	0.000000
DX290	P_M_2	0.000000
DX290	P_M_3	0.000000
DX290	P_M_4	0.000000
DX290	P_M_5	0.000000
DX290	P_V_2	40.850000
DX290	P_V_3	124.384989
SX305	P_INT_MONTE_F	0.000000
SX305	P_INT_MONTE_0	85.199985
SX305	P_V_1	0.000000
SX305	P_V_2	0.000000
SX305	P_V_3	0.000000
SX305	P_V_4	0.000000
SX305	P_V_5	0.000000
SX305	P_M_2	-77.991478
SX305	P_M_3	-60.116667
SX307	P_INT_MONTE_F	0.000000
SX307	P_INT_MONTE_0	85.199985
SX307	P_V_1	0.000000
SX307	P_V_2	0.000000
SX307	P_V_3	0.000000
SX307	P_V_4	0.000000
SX307	P_V_5	0.000000
SX307	P_M_2	-77.991478
SX307	P_M_3	-60.116667
SX300	P_INT_MONTE_F	0.000000



Autorità Portuale di Taranto
Interventi per il dragaggio di 2,3 M m³ di sedimenti in area Molo Polisettoriale e per la realizzazione di un primo lotto della cassa di colmanta funzionale all'ampliamento del V Sporgente del Porto di Taranto

Allegati alla relazione di calcolo strutturale allineamento "BC"

Data 05/2016
Rev. B
c.d.c.: C296A
514B

SX300	P_INT_MONTE_0	85.199985
SX300	P_V_1	0.000000
SX300	P_V_2	0.000000
SX300	P_V_3	0.000000
SX300	P_V_4	0.000000
SX300	P_V_5	0.000000
SX300	P_M_2	-77.991478
SX300	P_M_3	-60.116667
SX312	P_INT_MONTE_F	0.000000
SX312	P_INT_MONTE_0	85.199985
SX312	P_V_1	0.000000
SX312	P_V_2	0.000000
SX312	P_V_3	0.000000
SX312	P_V_4	0.000000
SX312	P_V_5	0.000000
SX312	P_M_2	-77.991478
SX312	P_M_3	-60.116667
SX301	P_INT_MONTE_F	0.000000
SX301	P_INT_MONTE_0	85.199985
SX301	P_V_1	0.000000
SX301	P_V_2	0.000000
SX301	P_V_3	0.000000
SX301	P_V_4	0.000000
SX301	P_V_5	0.000000
SX301	P_M_2	-77.991478
SX301	P_M_3	-60.116667
SX302	P_INT_MONTE_F	0.000000
SX302	P_INT_MONTE_0	85.199985
SX302	P_V_1	0.000000
SX302	P_V_2	0.000000
SX302	P_V_3	0.000000
SX302	P_V_4	0.000000
SX302	P_V_5	0.000000
SX302	P_M_2	-77.991478
SX302	P_M_3	-60.116667
SX310	P_INT_MONTE_F	0.000000
SX310	P_INT_MONTE_0	85.199985
SX310	P_V_1	0.000000
SX310	P_V_2	0.000000
SX310	P_V_3	0.000000
SX310	P_V_4	0.000000
SX310	P_V_5	0.000000
SX310	P_M_2	-77.991478
SX310	P_M_3	-60.116667
SX306	P_INT_MONTE_F	0.000000
SX306	P_INT_MONTE_0	85.199985
SX306	P_V_1	0.000000
SX306	P_V_2	0.000000
SX306	P_V_3	0.000000
SX306	P_V_4	0.000000
SX306	P_V_5	0.000000
SX306	P_M_2	-77.991478
SX306	P_M_3	-60.116667
SX303	P_INT_MONTE_F	0.000000
SX303	P_INT_MONTE_0	85.199985
SX303	P_V_1	0.000000
SX303	P_V_2	0.000000
SX303	P_V_3	0.000000
SX303	P_V_4	0.000000
SX303	P_V_5	0.000000
SX303	P_M_2	-77.991478
SX303	P_M_3	-60.116667
SX309	P_INT_MONTE_F	0.000000
SX309	P_INT_MONTE_0	85.199985
SX309	P_V_1	0.000000
SX309	P_V_2	0.000000
SX309	P_V_3	0.000000
SX309	P_V_4	0.000000
SX309	P_V_5	0.000000
SX309	P_M_2	-77.991478
SX309	P_M_3	-60.116667
DX305	P_INT_VALLE_F	0.000000
DX305	P_INT_VALLE_0	-85.199985
DX305	P_M_1	0.000000
DX305	P_M_2	0.000000
DX305	P_M_3	0.000000
DX305	P_M_4	0.000000
DX305	P_M_5	0.000000
DX305	P_V_2	30.116667
DX305	P_V_3	109.489290
DX307	P_INT_VALLE_F	0.000000



Autorità Portuale di Taranto
Interventi per il dragaggio di 2,3 M m³ di sedimenti in area Molo Polisettoriale e per la realizzazione di un primo lotto della cassa di colmanta funzionale all'ampliamento del V Sporgente del Porto di Taranto

Allegati alla relazione di calcolo strutturale allineamento "BC"

Data 05/2016
Rev. B
c.d.c.: C296A
514B

DX307	P_INT_VALLE_0	-85.199985
DX307	P_M_1	0.000000
DX307	P_M_2	0.000000
DX307	P_M_3	0.000000
DX307	P_M_4	0.000000
DX307	P_M_5	0.000000
DX307	P_V_2	30.116667
DX307	P_V_3	109.489290
DX312	P_INT_VALLE_F	0.000000
DX312	P_INT_VALLE_0	-85.199985
DX312	P_M_1	0.000000
DX312	P_M_2	0.000000
DX312	P_M_3	0.000000
DX312	P_M_4	0.000000
DX312	P_M_5	0.000000
DX312	P_V_2	30.116667
DX312	P_V_3	109.489290
DX300	P_INT_VALLE_F	0.000000
DX300	P_INT_VALLE_0	-85.199985
DX300	P_M_1	0.000000
DX300	P_M_2	0.000000
DX300	P_M_3	0.000000
DX300	P_M_4	0.000000
DX300	P_M_5	0.000000
DX300	P_V_2	30.116667
DX300	P_V_3	109.489290
DX306	P_INT_VALLE_F	0.000000
DX306	P_INT_VALLE_0	-85.199985
DX306	P_M_1	0.000000
DX306	P_M_2	0.000000
DX306	P_M_3	0.000000
DX306	P_M_4	0.000000
DX306	P_M_5	0.000000
DX306	P_V_2	30.116667
DX306	P_V_3	109.489290
DX302	P_INT_VALLE_F	0.000000
DX302	P_INT_VALLE_0	-85.199985
DX302	P_M_1	0.000000
DX302	P_M_2	0.000000
DX302	P_M_3	0.000000
DX302	P_M_4	0.000000
DX302	P_M_5	0.000000
DX302	P_V_2	30.116667
DX302	P_V_3	109.489290
DX310	P_INT_VALLE_F	0.000000
DX310	P_INT_VALLE_0	-85.199985
DX310	P_M_1	0.000000
DX310	P_M_2	0.000000
DX310	P_M_3	0.000000
DX310	P_M_4	0.000000
DX310	P_M_5	0.000000
DX310	P_V_2	30.116667
DX310	P_V_3	109.489290
DX309	P_INT_VALLE_F	0.000000
DX309	P_INT_VALLE_0	-85.199985
DX309	P_M_1	0.000000
DX309	P_M_2	0.000000
DX309	P_M_3	0.000000
DX309	P_M_4	0.000000
DX309	P_M_5	0.000000
DX309	P_V_2	30.116667
DX309	P_V_3	109.489290
DX303	P_INT_VALLE_F	0.000000
DX303	P_INT_VALLE_0	-85.199985
DX303	P_M_1	0.000000
DX303	P_M_2	0.000000
DX303	P_M_3	0.000000
DX303	P_M_4	0.000000
DX303	P_M_5	0.000000
DX303	P_V_2	30.116667
DX303	P_V_3	109.489290
SX318	P_INT_MONTE_F	0.000000
SX318	P_INT_MONTE_0	70.999985
SX318	P_V_1	0.000000
SX318	P_V_2	0.000000
SX318	P_V_3	0.000000
SX318	P_V_4	0.000000
SX318	P_V_5	0.000000
SX318	P_M_2	-68.019646
SX318	P_M_3	-49.383333
SX320	P_INT_MONTE_F	0.000000

SX320	P_INT_MONTE_0	70.999985
SX320	P_V_1	0.000000
SX320	P_V_2	0.000000
SX320	P_V_3	0.000000
SX320	P_V_4	0.000000
SX320	P_V_5	0.000000
SX320	P_M_2	-68.019646
SX320	P_M_3	-49.383333
SX313	P_INT_MONTE_F	0.000000
SX313	P_INT_MONTE_0	70.999985
SX313	P_V_1	0.000000
SX313	P_V_2	0.000000
SX313	P_V_3	0.000000
SX313	P_V_4	0.000000
SX313	P_V_5	0.000000
SX313	P_M_2	-68.019646
SX313	P_M_3	-49.383333
SX325	P_INT_MONTE_F	0.000000
SX325	P_INT_MONTE_0	70.999985
SX325	P_V_1	0.000000
SX325	P_V_2	0.000000
SX325	P_V_3	0.000000
SX325	P_V_4	0.000000
SX325	P_V_5	0.000000
SX325	P_M_2	-68.019646
SX325	P_M_3	-49.383333
SX314	P_INT_MONTE_F	0.000000
SX314	P_INT_MONTE_0	70.999985
SX314	P_V_1	0.000000
SX314	P_V_2	0.000000
SX314	P_V_3	0.000000
SX314	P_V_4	0.000000
SX314	P_V_5	0.000000
SX314	P_M_2	-68.019646
SX314	P_M_3	-49.383333
SX315	P_INT_MONTE_F	0.000000
SX315	P_INT_MONTE_0	70.999985
SX315	P_V_1	0.000000
SX315	P_V_2	0.000000
SX315	P_V_3	0.000000
SX315	P_V_4	0.000000
SX315	P_V_5	0.000000
SX315	P_M_2	-68.019646
SX315	P_M_3	-49.383333
SX323	P_INT_MONTE_F	0.000000
SX323	P_INT_MONTE_0	70.999985
SX323	P_V_1	0.000000
SX323	P_V_2	0.000000
SX323	P_V_3	0.000000
SX323	P_V_4	0.000000
SX323	P_V_5	0.000000
SX323	P_M_2	-68.019646
SX323	P_M_3	-49.383333
SX319	P_INT_MONTE_F	0.000000
SX319	P_INT_MONTE_0	70.999985
SX319	P_V_1	0.000000
SX319	P_V_2	0.000000
SX319	P_V_3	0.000000
SX319	P_V_4	0.000000
SX319	P_V_5	0.000000
SX319	P_M_2	-68.019646
SX319	P_M_3	-49.383333
SX316	P_INT_MONTE_F	0.000000
SX316	P_INT_MONTE_0	70.999985
SX316	P_V_1	0.000000
SX316	P_V_2	0.000000
SX316	P_V_3	0.000000
SX316	P_V_4	0.000000
SX316	P_V_5	0.000000
SX316	P_M_2	-68.019646
SX316	P_M_3	-49.383333
SX322	P_INT_MONTE_F	0.000000
SX322	P_INT_MONTE_0	70.999985
SX322	P_V_1	0.000000
SX322	P_V_2	0.000000
SX322	P_V_3	0.000000
SX322	P_V_4	0.000000
SX322	P_V_5	0.000000
SX322	P_M_2	-68.019646
SX322	P_M_3	-49.383333
DX318	P_INT_VALLE_F	0.000000



Autorità Portuale di Taranto
Interventi per il dragaggio di 2,3 M m³ di sedimenti in area Molo Polisettoriale e per la realizzazione di un primo lotto della cassa di colmanta funzionale all'ampliamento del V Sporgente del Porto di Taranto

Allegati alla relazione di calcolo strutturale allineamento "BC"

Data 05/2016
Rev. B
c.d.c.: C296A
514B

DX318	P_INT_VALLE_0	-70.999985
DX318	P_M_1	0.000000
DX318	P_M_2	0.000000
DX318	P_M_3	0.000000
DX318	P_M_4	0.000000
DX318	P_M_5	0.000000
DX318	P_V_2	19.383333
DX318	P_V_3	93.988085
DX320	P_INT_VALLE_F	0.000000
DX320	P_INT_VALLE_0	-70.999985
DX320	P_M_1	0.000000
DX320	P_M_2	0.000000
DX320	P_M_3	0.000000
DX320	P_M_4	0.000000
DX320	P_M_5	0.000000
DX320	P_V_2	19.383333
DX320	P_V_3	93.988085
DX325	P_INT_VALLE_F	0.000000
DX325	P_INT_VALLE_0	-70.999985
DX325	P_M_1	0.000000
DX325	P_M_2	0.000000
DX325	P_M_3	0.000000
DX325	P_M_4	0.000000
DX325	P_M_5	0.000000
DX325	P_V_2	19.383333
DX325	P_V_3	93.988085
DX313	P_INT_VALLE_F	0.000000
DX313	P_INT_VALLE_0	-70.999985
DX313	P_M_1	0.000000
DX313	P_M_2	0.000000
DX313	P_M_3	0.000000
DX313	P_M_4	0.000000
DX313	P_M_5	0.000000
DX313	P_V_2	19.383333
DX313	P_V_3	93.988085
DX319	P_INT_VALLE_F	0.000000
DX319	P_INT_VALLE_0	-70.999985
DX319	P_M_1	0.000000
DX319	P_M_2	0.000000
DX319	P_M_3	0.000000
DX319	P_M_4	0.000000
DX319	P_M_5	0.000000
DX319	P_V_2	19.383333
DX319	P_V_3	93.988085
DX315	P_INT_VALLE_F	0.000000
DX315	P_INT_VALLE_0	-70.999985
DX315	P_M_1	0.000000
DX315	P_M_2	0.000000
DX315	P_M_3	0.000000
DX315	P_M_4	0.000000
DX315	P_M_5	0.000000
DX315	P_V_2	19.383333
DX315	P_V_3	93.988085
DX323	P_INT_VALLE_F	0.000000
DX323	P_INT_VALLE_0	-70.999985
DX323	P_M_1	0.000000
DX323	P_M_2	0.000000
DX323	P_M_3	0.000000
DX323	P_M_4	0.000000
DX323	P_M_5	0.000000
DX323	P_V_2	19.383333
DX323	P_V_3	93.988085
DX322	P_INT_VALLE_F	0.000000
DX322	P_INT_VALLE_0	-70.999985
DX322	P_M_1	0.000000
DX322	P_M_2	0.000000
DX322	P_M_3	0.000000
DX322	P_M_4	0.000000
DX322	P_M_5	0.000000
DX322	P_V_2	19.383333
DX322	P_V_3	93.988085
DX316	P_INT_VALLE_F	0.000000
DX316	P_INT_VALLE_0	-70.999985
DX316	P_M_1	0.000000
DX316	P_M_2	0.000000
DX316	P_M_3	0.000000
DX316	P_M_4	0.000000
DX316	P_M_5	0.000000
DX316	P_V_2	19.383333
DX316	P_V_3	93.988085
SX331	P_INT_MONTE_F	0.000000

SX331	P_INT_MONTE_0	55.912485
SX331	P_V_1	0.000000
SX331	P_V_2	0.000000
SX331	P_V_3	0.000000
SX331	P_V_4	0.000000
SX331	P_V_5	0.000000
SX331	P_M_2	-59.302035
SX331	P_M_3	-40.000000
SX333	P_INT_MONTE_F	0.000000
SX333	P_INT_MONTE_0	55.912485
SX333	P_V_1	0.000000
SX333	P_V_2	0.000000
SX333	P_V_3	0.000000
SX333	P_V_4	0.000000
SX333	P_V_5	0.000000
SX333	P_M_2	-59.302035
SX333	P_M_3	-40.000000
SX326	P_INT_MONTE_F	0.000000
SX326	P_INT_MONTE_0	55.912485
SX326	P_V_1	0.000000
SX326	P_V_2	0.000000
SX326	P_V_3	0.000000
SX326	P_V_4	0.000000
SX326	P_V_5	0.000000
SX326	P_M_2	-59.302035
SX326	P_M_3	-40.000000
SX338	P_INT_MONTE_F	0.000000
SX338	P_INT_MONTE_0	55.912485
SX338	P_V_1	0.000000
SX338	P_V_2	0.000000
SX338	P_V_3	0.000000
SX338	P_V_4	0.000000
SX338	P_V_5	0.000000
SX338	P_M_2	-59.302035
SX338	P_M_3	-40.000000
SX327	P_INT_MONTE_F	0.000000
SX327	P_INT_MONTE_0	55.912485
SX327	P_V_1	0.000000
SX327	P_V_2	0.000000
SX327	P_V_3	0.000000
SX327	P_V_4	0.000000
SX327	P_V_5	0.000000
SX327	P_M_2	-59.302035
SX327	P_M_3	-40.000000
SX328	P_INT_MONTE_F	0.000000
SX328	P_INT_MONTE_0	55.912485
SX328	P_V_1	0.000000
SX328	P_V_2	0.000000
SX328	P_V_3	0.000000
SX328	P_V_4	0.000000
SX328	P_V_5	0.000000
SX328	P_M_2	-59.302035
SX328	P_M_3	-40.000000
SX336	P_INT_MONTE_F	0.000000
SX336	P_INT_MONTE_0	55.912485
SX336	P_V_1	0.000000
SX336	P_V_2	0.000000
SX336	P_V_3	0.000000
SX336	P_V_4	0.000000
SX336	P_V_5	0.000000
SX336	P_M_2	-59.302035
SX336	P_M_3	-40.000000
SX394	P_INT_MONTE_F	0.000000
SX394	P_INT_MONTE_0	0.000000
SX394	P_V_1	0.000000
SX394	P_V_2	0.000000
SX394	P_V_3	0.000000
SX394	P_V_4	0.000000
SX394	P_V_5	0.000000
SX394	P_M_2	-13.418887
SX394	P_M_3	0.000000
SX332	P_INT_MONTE_F	0.000000
SX332	P_INT_MONTE_0	55.912485
SX332	P_V_1	0.000000
SX332	P_V_2	0.000000
SX332	P_V_3	0.000000
SX332	P_V_4	0.000000
SX332	P_V_5	0.000000
SX332	P_M_2	-59.302035
SX332	P_M_3	-40.000000
SX329	P_INT_MONTE_F	0.000000



Autorità Portuale di Taranto
Interventi per il dragaggio di 2,3 M m³ di sedimenti in area Molo Polisettoriale e per la realizzazione di un primo lotto della cassa di colmanta funzionale all'ampliamento del V Sporgente del Porto di Taranto

Allegati alla relazione di calcolo strutturale allineamento "BC"

Data 05/2016
Rev. B
c.d.c.: C296A
514B



SX329	P_INT_MONTE_0	55.912485
SX329	P_V_1	0.000000
SX329	P_V_2	0.000000
SX329	P_V_3	0.000000
SX329	P_V_4	0.000000
SX329	P_V_5	0.000000
SX329	P_M_2	-59.302035
SX329	P_M_3	-40.000000
SX335	P_INT_MONTE_F	0.000000
SX335	P_INT_MONTE_0	55.912485
SX335	P_V_1	0.000000
SX335	P_V_2	0.000000
SX335	P_V_3	0.000000
SX335	P_V_4	0.000000
SX335	P_V_5	0.000000
SX335	P_M_2	-59.302035
SX335	P_M_3	-40.000000
DX331	P_INT_VALLE_F	0.000000
DX331	P_INT_VALLE_0	-55.912485
DX331	P_M_1	0.000000
DX331	P_M_2	0.000000
DX331	P_M_3	0.000000
DX331	P_M_4	0.000000
DX331	P_M_5	0.000000
DX331	P_V_2	10.000000
DX331	P_V_3	79.784254
DX333	P_INT_VALLE_F	0.000000
DX333	P_INT_VALLE_0	-55.912485
DX333	P_M_1	0.000000
DX333	P_M_2	0.000000
DX333	P_M_3	0.000000
DX333	P_M_4	0.000000
DX333	P_M_5	0.000000
DX333	P_V_2	10.000000
DX333	P_V_3	79.784254
DX338	P_INT_VALLE_F	0.000000
DX338	P_INT_VALLE_0	-55.912485
DX338	P_M_1	0.000000
DX338	P_M_2	0.000000
DX338	P_M_3	0.000000
DX338	P_M_4	0.000000
DX338	P_M_5	0.000000
DX338	P_V_2	10.000000
DX338	P_V_3	79.784254
DX326	P_INT_VALLE_F	0.000000
DX326	P_INT_VALLE_0	-55.912485
DX326	P_M_1	0.000000
DX326	P_M_2	0.000000
DX326	P_M_3	0.000000
DX326	P_M_4	0.000000
DX326	P_M_5	0.000000
DX326	P_V_2	10.000000
DX326	P_V_3	79.784254
DX332	P_INT_VALLE_F	0.000000
DX332	P_INT_VALLE_0	-55.912485
DX332	P_M_1	0.000000
DX332	P_M_2	0.000000
DX332	P_M_3	0.000000
DX332	P_M_4	0.000000
DX332	P_M_5	0.000000
DX332	P_V_2	10.000000
DX332	P_V_3	79.784254
DX328	P_INT_VALLE_F	0.000000
DX328	P_INT_VALLE_0	-55.912485
DX328	P_M_1	0.000000
DX328	P_M_2	0.000000
DX328	P_M_3	0.000000
DX328	P_M_4	0.000000
DX328	P_M_5	0.000000
DX328	P_V_2	10.000000
DX328	P_V_3	79.784254
DX336	P_INT_VALLE_F	0.000000
DX336	P_INT_VALLE_0	-55.912485
DX336	P_M_1	0.000000
DX336	P_M_2	0.000000
DX336	P_M_3	0.000000
DX336	P_M_4	0.000000
DX336	P_M_5	0.000000
DX336	P_V_2	10.000000
DX336	P_V_3	79.784254
DX335	P_INT_VALLE_F	0.000000



Autorità Portuale di Taranto
Interventi per il dragaggio di 2,3 M³ di sedimenti in area Molo Polisettoriale e per la realizzazione di un primo lotto della cassa di colmanta funzionale all'ampliamento del V Sporgente del Porto di Taranto

Allegati alla relazione di calcolo strutturale allineamento "BC"

Data 05/2016
Rev. B
c.d.c.: C296A
514B



DX335	P_INT_VALLE_0	-55.912485
DX335	P_M_1	0.000000
DX335	P_M_2	0.000000
DX335	P_M_3	0.000000
DX335	P_M_4	0.000000
DX335	P_M_5	0.000000
DX335	P_V_2	10.000000
DX335	P_V_3	79.784254
DX329	P_INT_VALLE_F	0.000000
DX329	P_INT_VALLE_0	-55.912485
DX329	P_M_1	0.000000
DX329	P_M_2	0.000000
DX329	P_M_3	0.000000
DX329	P_M_4	0.000000
DX329	P_M_5	0.000000
DX329	P_V_2	10.000000
DX329	P_V_3	79.784254
SX344	P_INT_MONTE_F	0.000000
SX344	P_INT_MONTE_0	42.599772
SX344	P_V_1	0.000000
SX344	P_V_2	0.000000
SX344	P_V_3	0.000000
SX344	P_V_4	0.000000
SX344	P_V_5	0.000000
SX344	P_M_2	-50.568852
SX344	P_M_3	-30.599904
SX346	P_INT_MONTE_F	0.000000
SX346	P_INT_MONTE_0	42.599772
SX346	P_V_1	0.000000
SX346	P_V_2	0.000000
SX346	P_V_3	0.000000
SX346	P_V_4	0.000000
SX346	P_V_5	0.000000
SX346	P_M_2	-50.568852
SX346	P_M_3	-30.599904
SX339	P_INT_MONTE_F	0.000000
SX339	P_INT_MONTE_0	42.599772
SX339	P_V_1	0.000000
SX339	P_V_2	0.000000
SX339	P_V_3	0.000000
SX339	P_V_4	0.000000
SX339	P_V_5	0.000000
SX339	P_M_2	-50.568852
SX339	P_M_3	-30.599904
SX351	P_INT_MONTE_F	0.000000
SX351	P_INT_MONTE_0	42.599772
SX351	P_V_1	0.000000
SX351	P_V_2	0.000000
SX351	P_V_3	0.000000
SX351	P_V_4	0.000000
SX351	P_V_5	0.000000
SX351	P_M_2	-50.568852
SX351	P_M_3	-30.599904
SX340	P_INT_MONTE_F	0.000000
SX340	P_INT_MONTE_0	42.599772
SX340	P_V_1	0.000000
SX340	P_V_2	0.000000
SX340	P_V_3	0.000000
SX340	P_V_4	0.000000
SX340	P_V_5	0.000000
SX340	P_M_2	-50.568852
SX340	P_M_3	-30.599904
SX341	P_INT_MONTE_F	0.000000
SX341	P_INT_MONTE_0	42.599772
SX341	P_V_1	0.000000
SX341	P_V_2	0.000000
SX341	P_V_3	0.000000
SX341	P_V_4	0.000000
SX341	P_V_5	0.000000
SX341	P_M_2	-50.568852
SX341	P_M_3	-30.599904
SX349	P_INT_MONTE_F	0.000000
SX349	P_INT_MONTE_0	42.599772
SX349	P_V_1	0.000000
SX349	P_V_2	0.000000
SX349	P_V_3	0.000000
SX349	P_V_4	0.000000
SX349	P_V_5	0.000000
SX349	P_M_2	-50.568852
SX349	P_M_3	-30.599904
SX407	P_INT_MONTE_F	0.000000



Autorità Portuale di Taranto
Interventi per il dragaggio di 2,3 M m³ di sedimenti in area Molo Polisettoriale e per la realizzazione di un primo lotto della cassa di colmanta funzionale all'ampliamento del V Sporgente del Porto di Taranto

Allegati alla relazione di calcolo strutturale allineamento "BC"

Data 05/2016
Rev. B
c.d.c.: C296A
514B

SX407	P_INT_MONTE_0	0.000000
SX407	P_V_1	0.000000
SX407	P_V_2	0.000000
SX407	P_V_3	0.000000
SX407	P_V_4	0.000000
SX407	P_V_5	0.000000
SX407	P_M_2	-3.535004
SX407	P_M_3	0.000000
SX345	P_INT_MONTE_F	0.000000
SX345	P_INT_MONTE_0	42.599772
SX345	P_V_1	0.000000
SX345	P_V_2	0.000000
SX345	P_V_3	0.000000
SX345	P_V_4	0.000000
SX345	P_V_5	0.000000
SX345	P_M_2	-50.568852
SX345	P_M_3	-30.599904
SX342	P_INT_MONTE_F	0.000000
SX342	P_INT_MONTE_0	42.599772
SX342	P_V_1	0.000000
SX342	P_V_2	0.000000
SX342	P_V_3	0.000000
SX342	P_V_4	0.000000
SX342	P_V_5	0.000000
SX342	P_M_2	-50.568852
SX342	P_M_3	-30.599904
SX348	P_INT_MONTE_F	0.000000
SX348	P_INT_MONTE_0	42.599772
SX348	P_V_1	0.000000
SX348	P_V_2	0.000000
SX348	P_V_3	0.000000
SX348	P_V_4	0.000000
SX348	P_V_5	0.000000
SX348	P_M_2	-50.568852
SX348	P_M_3	-30.599904
DX344	P_INT_VALLE_F	0.000000
DX344	P_INT_VALLE_0	-42.599772
DX344	P_M_1	0.000000
DX344	P_M_2	0.000000
DX344	P_M_3	0.000000
DX344	P_M_4	0.000000
DX344	P_M_5	0.000000
DX344	P_V_2	0.599904
DX344	P_V_3	61.005348
DX346	P_INT_VALLE_F	0.000000
DX346	P_INT_VALLE_0	-42.599772
DX346	P_M_1	0.000000
DX346	P_M_2	0.000000
DX346	P_M_3	0.000000
DX346	P_M_4	0.000000
DX346	P_M_5	0.000000
DX346	P_V_2	0.599904
DX346	P_V_3	61.005348
DX351	P_INT_VALLE_F	0.000000
DX351	P_INT_VALLE_0	-42.599772
DX351	P_M_1	0.000000
DX351	P_M_2	0.000000
DX351	P_M_3	0.000000
DX351	P_M_4	0.000000
DX351	P_M_5	0.000000
DX351	P_V_2	0.599904
DX351	P_V_3	61.005348
DX339	P_INT_VALLE_F	0.000000
DX339	P_INT_VALLE_0	-42.599772
DX339	P_M_1	0.000000
DX339	P_M_2	0.000000
DX339	P_M_3	0.000000
DX339	P_M_4	0.000000
DX339	P_M_5	0.000000
DX339	P_V_2	0.599904
DX339	P_V_3	61.005348
DX345	P_INT_VALLE_F	0.000000
DX345	P_INT_VALLE_0	-42.599772
DX345	P_M_1	0.000000
DX345	P_M_2	0.000000
DX345	P_M_3	0.000000
DX345	P_M_4	0.000000
DX345	P_M_5	0.000000
DX345	P_V_2	0.599904
DX345	P_V_3	61.005348
DX341	P_INT_VALLE_F	0.000000

DX341	P_INT_VALLE_0	-42.599772
DX341	P_M_1	0.000000
DX341	P_M_2	0.000000
DX341	P_M_3	0.000000
DX341	P_M_4	0.000000
DX341	P_M_5	0.000000
DX341	P_V_2	0.599904
DX341	P_V_3	61.005348
DX349	P_INT_VALLE_F	0.000000
DX349	P_INT_VALLE_0	-42.599772
DX349	P_M_1	0.000000
DX349	P_M_2	0.000000
DX349	P_M_3	0.000000
DX349	P_M_4	0.000000
DX349	P_M_5	0.000000
DX349	P_V_2	0.599904
DX349	P_V_3	61.005348
DX348	P_INT_VALLE_F	0.000000
DX348	P_INT_VALLE_0	-42.599772
DX348	P_M_1	0.000000
DX348	P_M_2	0.000000
DX348	P_M_3	0.000000
DX348	P_M_4	0.000000
DX348	P_M_5	0.000000
DX348	P_V_2	0.599904
DX348	P_V_3	61.005348
DX342	P_INT_VALLE_F	0.000000
DX342	P_INT_VALLE_0	-42.599772
DX342	P_M_1	0.000000
DX342	P_M_2	0.000000
DX342	P_M_3	0.000000
DX342	P_M_4	0.000000
DX342	P_M_5	0.000000
DX342	P_V_2	0.599904
DX342	P_V_3	61.005348
SX357	P_INT_MONTE_F	0.000000
SX357	P_INT_MONTE_0	28.399985
SX357	P_V_1	0.000000
SX357	P_V_2	0.000000
SX357	P_V_3	0.000000
SX357	P_V_4	0.000000
SX357	P_V_5	0.000000
SX357	P_M_2	-40.720983
SX357	P_M_3	-20.000000
SX359	P_INT_MONTE_F	0.000000
SX359	P_INT_MONTE_0	28.399985
SX359	P_V_1	0.000000
SX359	P_V_2	0.000000
SX359	P_V_3	0.000000
SX359	P_V_4	0.000000
SX359	P_V_5	0.000000
SX359	P_M_2	-40.720983
SX359	P_M_3	-20.000000
SX352	P_INT_MONTE_F	0.000000
SX352	P_INT_MONTE_0	28.399985
SX352	P_V_1	0.000000
SX352	P_V_2	0.000000
SX352	P_V_3	0.000000
SX352	P_V_4	0.000000
SX352	P_V_5	0.000000
SX352	P_M_2	-40.720983
SX352	P_M_3	-20.000000
SX364	P_INT_MONTE_F	0.000000
SX364	P_INT_MONTE_0	28.399985
SX364	P_V_1	0.000000
SX364	P_V_2	0.000000
SX364	P_V_3	0.000000
SX364	P_V_4	0.000000
SX364	P_V_5	0.000000
SX364	P_M_2	-40.720983
SX364	P_M_3	-20.000000
SX353	P_INT_MONTE_F	0.000000
SX353	P_INT_MONTE_0	28.399985
SX353	P_V_1	0.000000
SX353	P_V_2	0.000000
SX353	P_V_3	0.000000
SX353	P_V_4	0.000000
SX353	P_V_5	0.000000
SX353	P_M_2	-40.720983
SX353	P_M_3	-20.000000
SX354	P_INT_MONTE_F	0.000000

SX354	P_INT_MONTE_0	28.399985
SX354	P_V_1	0.000000
SX354	P_V_2	0.000000
SX354	P_V_3	0.000000
SX354	P_V_4	0.000000
SX354	P_V_5	0.000000
SX354	P_M_2	-40.720983
SX354	P_M_3	-20.000000
SX362	P_INT_MONTE_F	0.000000
SX362	P_INT_MONTE_0	28.399985
SX362	P_V_1	0.000000
SX362	P_V_2	0.000000
SX362	P_V_3	0.000000
SX362	P_V_4	0.000000
SX362	P_V_5	0.000000
SX362	P_M_2	-40.720983
SX362	P_M_3	-20.000000
SX358	P_INT_MONTE_F	0.000000
SX358	P_INT_MONTE_0	28.399985
SX358	P_V_1	0.000000
SX358	P_V_2	0.000000
SX358	P_V_3	0.000000
SX358	P_V_4	0.000000
SX358	P_V_5	0.000000
SX358	P_M_2	-40.720983
SX358	P_M_3	-20.000000
SX355	P_INT_MONTE_F	0.000000
SX355	P_INT_MONTE_0	28.399985
SX355	P_V_1	0.000000
SX355	P_V_2	0.000000
SX355	P_V_3	0.000000
SX355	P_V_4	0.000000
SX355	P_V_5	0.000000
SX355	P_M_2	-40.720983
SX355	P_M_3	-20.000000
SX361	P_INT_MONTE_F	0.000000
SX361	P_INT_MONTE_0	28.399985
SX361	P_V_1	0.000000
SX361	P_V_2	0.000000
SX361	P_V_3	0.000000
SX361	P_V_4	0.000000
SX361	P_V_5	0.000000
SX361	P_M_2	-40.720983
SX361	P_M_3	-20.000000
DX357	P_INT_VALLE_F	0.000000
DX357	P_INT_VALLE_0	43.373723
DX357	P_M_1	0.000000
DX357	P_M_2	0.000000
DX357	P_M_3	0.000000
DX357	P_M_4	0.000000
DX357	P_M_5	0.000000
DX357	P_V_2	0.000000
DX357	P_V_3	38.314310
DX359	P_INT_VALLE_F	0.000000
DX359	P_INT_VALLE_0	43.373723
DX359	P_M_1	0.000000
DX359	P_M_2	0.000000
DX359	P_M_3	0.000000
DX359	P_M_4	0.000000
DX359	P_M_5	0.000000
DX359	P_V_2	0.000000
DX359	P_V_3	38.314310
DX364	P_INT_VALLE_F	0.000000
DX364	P_INT_VALLE_0	43.373723
DX364	P_M_1	0.000000
DX364	P_M_2	0.000000
DX364	P_M_3	0.000000
DX364	P_M_4	0.000000
DX364	P_M_5	0.000000
DX364	P_V_2	0.000000
DX364	P_V_3	38.314310
DX352	P_INT_VALLE_F	0.000000
DX352	P_INT_VALLE_0	43.373723
DX352	P_M_1	0.000000
DX352	P_M_2	0.000000
DX352	P_M_3	0.000000
DX352	P_M_4	0.000000
DX352	P_M_5	0.000000
DX352	P_V_2	0.000000
DX352	P_V_3	38.314310
DX358	P_INT_VALLE_F	0.000000

DX358	P_INT_VALLE_0	43.373723
DX358	P_M_1	0.000000
DX358	P_M_2	0.000000
DX358	P_M_3	0.000000
DX358	P_M_4	0.000000
DX358	P_M_5	0.000000
DX358	P_V_2	0.000000
DX358	P_V_3	38.314310
DX354	P_INT_VALLE_F	0.000000
DX354	P_INT_VALLE_0	43.373723
DX354	P_M_1	0.000000
DX354	P_M_2	0.000000
DX354	P_M_3	0.000000
DX354	P_M_4	0.000000
DX354	P_M_5	0.000000
DX354	P_V_2	0.000000
DX354	P_V_3	38.314310
DX362	P_INT_VALLE_F	0.000000
DX362	P_INT_VALLE_0	43.373723
DX362	P_M_1	0.000000
DX362	P_M_2	0.000000
DX362	P_M_3	0.000000
DX362	P_M_4	0.000000
DX362	P_M_5	0.000000
DX362	P_V_2	0.000000
DX362	P_V_3	38.314310
DX361	P_INT_VALLE_F	0.000000
DX361	P_INT_VALLE_0	43.373723
DX361	P_M_1	0.000000
DX361	P_M_2	0.000000
DX361	P_M_3	0.000000
DX361	P_M_4	0.000000
DX361	P_M_5	0.000000
DX361	P_V_2	0.000000
DX361	P_V_3	38.314310
DX355	P_INT_VALLE_F	0.000000
DX355	P_INT_VALLE_0	43.373723
DX355	P_M_1	0.000000
DX355	P_M_2	0.000000
DX355	P_M_3	0.000000
DX355	P_M_4	0.000000
DX355	P_M_5	0.000000
DX355	P_V_2	0.000000
DX355	P_V_3	38.314310
SX370	P_INT_MONTE_F	0.000000
SX370	P_INT_MONTE_0	14.199985
SX370	P_V_1	0.000000
SX370	P_V_2	0.000000
SX370	P_V_3	0.000000
SX370	P_V_4	0.000000
SX370	P_V_5	0.000000
SX370	P_M_2	-31.894885
SX370	P_M_3	-10.499895
SX372	P_INT_MONTE_F	0.000000
SX372	P_INT_MONTE_0	14.199985
SX372	P_V_1	0.000000
SX372	P_V_2	0.000000
SX372	P_V_3	0.000000
SX372	P_V_4	0.000000
SX372	P_V_5	0.000000
SX372	P_M_2	-31.894885
SX372	P_M_3	-10.499895
SX365	P_INT_MONTE_F	0.000000
SX365	P_INT_MONTE_0	14.199985
SX365	P_V_1	0.000000
SX365	P_V_2	0.000000
SX365	P_V_3	0.000000
SX365	P_V_4	0.000000
SX365	P_V_5	0.000000
SX365	P_M_2	-31.894885
SX365	P_M_3	-10.499895
SX377	P_INT_MONTE_F	0.000000
SX377	P_INT_MONTE_0	14.199985
SX377	P_V_1	0.000000
SX377	P_V_2	0.000000
SX377	P_V_3	0.000000
SX377	P_V_4	0.000000
SX377	P_V_5	0.000000
SX377	P_M_2	-31.894885
SX377	P_M_3	-10.499895
SX366	P_INT_MONTE_F	0.000000

SX366	P_INT_MONTE_0	14.199985
SX366	P_V_1	0.000000
SX366	P_V_2	0.000000
SX366	P_V_3	0.000000
SX366	P_V_4	0.000000
SX366	P_V_5	0.000000
SX366	P_M_2	-31.894885
SX366	P_M_3	-10.499895
SX367	P_INT_MONTE_F	0.000000
SX367	P_INT_MONTE_0	14.199985
SX367	P_V_1	0.000000
SX367	P_V_2	0.000000
SX367	P_V_3	0.000000
SX367	P_V_4	0.000000
SX367	P_V_5	0.000000
SX367	P_M_2	-31.894885
SX367	P_M_3	-10.499895
SX375	P_INT_MONTE_F	0.000000
SX375	P_INT_MONTE_0	14.199985
SX375	P_V_1	0.000000
SX375	P_V_2	0.000000
SX375	P_V_3	0.000000
SX375	P_V_4	0.000000
SX375	P_V_5	0.000000
SX375	P_M_2	-31.894885
SX375	P_M_3	-10.499895
SX371	P_INT_MONTE_F	0.000000
SX371	P_INT_MONTE_0	14.199985
SX371	P_V_1	0.000000
SX371	P_V_2	0.000000
SX371	P_V_3	0.000000
SX371	P_V_4	0.000000
SX371	P_V_5	0.000000
SX371	P_M_2	-31.894885
SX371	P_M_3	-10.499895
SX368	P_INT_MONTE_F	0.000000
SX368	P_INT_MONTE_0	14.199985
SX368	P_V_1	0.000000
SX368	P_V_2	0.000000
SX368	P_V_3	0.000000
SX368	P_V_4	0.000000
SX368	P_V_5	0.000000
SX368	P_M_2	-31.894885
SX368	P_M_3	-10.499895
SX374	P_INT_MONTE_F	0.000000
SX374	P_INT_MONTE_0	14.199985
SX374	P_V_1	0.000000
SX374	P_V_2	0.000000
SX374	P_V_3	0.000000
SX374	P_V_4	0.000000
SX374	P_V_5	0.000000
SX374	P_M_2	-31.894885
SX374	P_M_3	-10.499895
DX370	P_INT_VALLE_F	0.000000
DX370	P_INT_VALLE_0	-14.199985
DX370	P_M_1	0.000000
DX370	P_M_2	0.000000
DX370	P_M_3	0.000000
DX370	P_M_4	0.000000
DX370	P_M_5	0.000000
DX370	P_V_2	0.000000
DX370	P_V_3	20.838024
DX372	P_INT_VALLE_F	0.000000
DX372	P_INT_VALLE_0	-14.199985
DX372	P_M_1	0.000000
DX372	P_M_2	0.000000
DX372	P_M_3	0.000000
DX372	P_M_4	0.000000
DX372	P_M_5	0.000000
DX372	P_V_2	0.000000
DX372	P_V_3	20.838024
DX377	P_INT_VALLE_F	0.000000
DX377	P_INT_VALLE_0	-14.199985
DX377	P_M_1	0.000000
DX377	P_M_2	0.000000
DX377	P_M_3	0.000000
DX377	P_M_4	0.000000
DX377	P_M_5	0.000000
DX377	P_V_2	0.000000
DX377	P_V_3	20.838024
DX365	P_INT_VALLE_F	0.000000



Autorità Portuale di Taranto
Interventi per il dragaggio di 2,3 M³ di sedimenti in area Molo Polisettoriale e per la realizzazione di un primo lotto della cassa di colmanta funzionale all'ampliamento del V Sporgente del Porto di Taranto

Allegati alla relazione di calcolo strutturale allineamento "BC"

Data 05/2016
Rev. B
c.d.c.: C296A
514B



DX365	P_INT_VALLE_0	-14.199985
DX365	P_M_1	0.000000
DX365	P_M_2	0.000000
DX365	P_M_3	0.000000
DX365	P_M_4	0.000000
DX365	P_M_5	0.000000
DX365	P_V_2	0.000000
DX365	P_V_3	20.838024
DX371	P_INT_VALLE_F	0.000000
DX371	P_INT_VALLE_0	-14.199985
DX371	P_M_1	0.000000
DX371	P_M_2	0.000000
DX371	P_M_3	0.000000
DX371	P_M_4	0.000000
DX371	P_M_5	0.000000
DX371	P_V_2	0.000000
DX371	P_V_3	20.838024
DX367	P_INT_VALLE_F	0.000000
DX367	P_INT_VALLE_0	-14.199985
DX367	P_M_1	0.000000
DX367	P_M_2	0.000000
DX367	P_M_3	0.000000
DX367	P_M_4	0.000000
DX367	P_M_5	0.000000
DX367	P_V_2	0.000000
DX367	P_V_3	20.838024
DX375	P_INT_VALLE_F	0.000000
DX375	P_INT_VALLE_0	-14.199985
DX375	P_M_1	0.000000
DX375	P_M_2	0.000000
DX375	P_M_3	0.000000
DX375	P_M_4	0.000000
DX375	P_M_5	0.000000
DX375	P_V_2	0.000000
DX375	P_V_3	20.838024
DX374	P_INT_VALLE_F	0.000000
DX374	P_INT_VALLE_0	-14.199985
DX374	P_M_1	0.000000
DX374	P_M_2	0.000000
DX374	P_M_3	0.000000
DX374	P_M_4	0.000000
DX374	P_M_5	0.000000
DX374	P_V_2	0.000000
DX374	P_V_3	20.838024
DX368	P_INT_VALLE_F	0.000000
DX368	P_INT_VALLE_0	-14.199985
DX368	P_M_1	0.000000
DX368	P_M_2	0.000000
DX368	P_M_3	0.000000
DX368	P_M_4	0.000000
DX368	P_M_5	0.000000
DX368	P_V_2	0.000000
DX368	P_V_3	20.838024
SX383	P_INT_MONTE_F	0.000000
SX383	P_INT_MONTE_0	0.000000
SX383	P_V_1	0.000000
SX383	P_V_2	0.000000
SX383	P_V_3	0.000000
SX383	P_V_4	0.000000
SX383	P_V_5	0.000000
SX383	P_M_2	-22.139930
SX383	P_M_3	0.000000
SX385	P_INT_MONTE_F	0.000000
SX385	P_INT_MONTE_0	0.000000
SX385	P_V_1	0.000000
SX385	P_V_2	0.000000
SX385	P_V_3	0.000000
SX385	P_V_4	0.000000
SX385	P_V_5	0.000000
SX385	P_M_2	-22.139930
SX385	P_M_3	0.000000
SX378	P_INT_MONTE_F	0.000000
SX378	P_INT_MONTE_0	0.000000
SX378	P_V_1	0.000000
SX378	P_V_2	0.000000
SX378	P_V_3	0.000000
SX378	P_V_4	0.000000
SX378	P_V_5	0.000000
SX378	P_M_2	-22.139930
SX378	P_M_3	0.000000
SX390	P_INT_MONTE_F	0.000000



Autorità Portuale di Taranto
Interventi per il dragaggio di 2,3 M m³ di sedimenti in area Molo Polisettoriale e per la realizzazione di un primo lotto della cassa di colmanta funzionale all'ampliamento del V Sporgente del Porto di Taranto

Allegati alla relazione di calcolo strutturale allineamento "BC"

Data 05/2016
Rev. B
c.d.c.: C296A
514B



SX390	P_INT_MONTE_0	0.000000
SX390	P_V_1	0.000000
SX390	P_V_2	0.000000
SX390	P_V_3	0.000000
SX390	P_V_4	0.000000
SX390	P_V_5	0.000000
SX390	P_M_2	-22.139930
SX390	P_M_3	0.000000
SX379	P_INT_MONTE_F	0.000000
SX379	P_INT_MONTE_0	0.000000
SX379	P_V_1	0.000000
SX379	P_V_2	0.000000
SX379	P_V_3	0.000000
SX379	P_V_4	0.000000
SX379	P_V_5	0.000000
SX379	P_M_2	-22.139930
SX379	P_M_3	0.000000
SX380	P_INT_MONTE_F	0.000000
SX380	P_INT_MONTE_0	0.000000
SX380	P_V_1	0.000000
SX380	P_V_2	0.000000
SX380	P_V_3	0.000000
SX380	P_V_4	0.000000
SX380	P_V_5	0.000000
SX380	P_M_2	-22.139930
SX380	P_M_3	0.000000
SX388	P_INT_MONTE_F	0.000000
SX388	P_INT_MONTE_0	0.000000
SX388	P_V_1	0.000000
SX388	P_V_2	0.000000
SX388	P_V_3	0.000000
SX388	P_V_4	0.000000
SX388	P_V_5	0.000000
SX388	P_M_2	-22.139930
SX388	P_M_3	0.000000
SX402	P_INT_MONTE_F	0.000000
SX402	P_INT_MONTE_0	0.000000
SX402	P_V_1	0.000000
SX402	P_V_2	0.000000
SX402	P_V_3	0.000000
SX402	P_V_4	0.000000
SX402	P_V_5	0.000000
SX402	P_M_2	-13.418887
SX402	P_M_3	0.000000
SX384	P_INT_MONTE_F	0.000000
SX384	P_INT_MONTE_0	0.000000
SX384	P_V_1	0.000000
SX384	P_V_2	0.000000
SX384	P_V_3	0.000000
SX384	P_V_4	0.000000
SX384	P_V_5	0.000000
SX384	P_M_2	-22.139930
SX384	P_M_3	0.000000
SX381	P_INT_MONTE_F	0.000000
SX381	P_INT_MONTE_0	0.000000
SX381	P_V_1	0.000000
SX381	P_V_2	0.000000
SX381	P_V_3	0.000000
SX381	P_V_4	0.000000
SX381	P_V_5	0.000000
SX381	P_M_2	-22.139930
SX381	P_M_3	0.000000
SX387	P_INT_MONTE_F	0.000000
SX387	P_INT_MONTE_0	0.000000
SX387	P_V_1	0.000000
SX387	P_V_2	0.000000
SX387	P_V_3	0.000000
SX387	P_V_4	0.000000
SX387	P_V_5	0.000000
SX387	P_M_2	-22.139930
SX387	P_M_3	0.000000
DX383	P_INT_VALLE_F	0.000000
DX383	P_INT_VALLE_0	0.000000
DX383	P_M_1	0.000000
DX383	P_M_2	0.000000
DX383	P_M_3	0.000000
DX383	P_M_4	0.000000
DX383	P_M_5	0.000000
DX383	P_V_2	0.000000
DX383	P_V_3	0.137735
DX385	P_INT_VALLE_F	0.000000



Autorità Portuale di Taranto
Interventi per il dragaggio di 2,3 M³ di sedimenti in area Molo Polisettoriale e per la realizzazione di un primo lotto della cassa di colmanta funzionale all'ampliamento del V Sporgente del Porto di Taranto

Allegati alla relazione di calcolo strutturale allineamento "BC"

Data 05/2016
Rev. B
c.d.c.: C296A
514B

DX385	P_INT_VALLE_0	0.000000
DX385	P_M_1	0.000000
DX385	P_M_2	0.000000
DX385	P_M_3	0.000000
DX385	P_M_4	0.000000
DX385	P_M_5	0.000000
DX385	P_V_2	0.000000
DX385	P_V_3	0.137735
DX390	P_INT_VALLE_F	0.000000
DX390	P_INT_VALLE_0	0.000000
DX390	P_M_1	0.000000
DX390	P_M_2	0.000000
DX390	P_M_3	0.000000
DX390	P_M_4	0.000000
DX390	P_M_5	0.000000
DX390	P_V_2	0.000000
DX390	P_V_3	0.137735
DX378	P_INT_VALLE_F	0.000000
DX378	P_INT_VALLE_0	0.000000
DX378	P_M_1	0.000000
DX378	P_M_2	0.000000
DX378	P_M_3	0.000000
DX378	P_M_4	0.000000
DX378	P_M_5	0.000000
DX378	P_V_2	0.000000
DX378	P_V_3	0.137735
DX384	P_INT_VALLE_F	0.000000
DX384	P_INT_VALLE_0	0.000000
DX384	P_M_1	0.000000
DX384	P_M_2	0.000000
DX384	P_M_3	0.000000
DX384	P_M_4	0.000000
DX384	P_M_5	0.000000
DX384	P_V_2	0.000000
DX384	P_V_3	0.137735
DX380	P_INT_VALLE_F	0.000000
DX380	P_INT_VALLE_0	0.000000
DX380	P_M_1	0.000000
DX380	P_M_2	0.000000
DX380	P_M_3	0.000000
DX380	P_M_4	0.000000
DX380	P_M_5	0.000000
DX380	P_V_2	0.000000
DX380	P_V_3	0.137735
DX388	P_INT_VALLE_F	0.000000
DX388	P_INT_VALLE_0	0.000000
DX388	P_M_1	0.000000
DX388	P_M_2	0.000000
DX388	P_M_3	0.000000
DX388	P_M_4	0.000000
DX388	P_M_5	0.000000
DX388	P_V_2	0.000000
DX388	P_V_3	0.137735
DX387	P_INT_VALLE_F	0.000000
DX387	P_INT_VALLE_0	0.000000
DX387	P_M_1	0.000000
DX387	P_M_2	0.000000
DX387	P_M_3	0.000000
DX387	P_M_4	0.000000
DX387	P_M_5	0.000000
DX387	P_V_2	0.000000
DX387	P_V_3	0.137735
DX381	P_INT_VALLE_F	0.000000
DX381	P_INT_VALLE_0	0.000000
DX381	P_M_1	0.000000
DX381	P_M_2	0.000000
DX381	P_M_3	0.000000
DX381	P_M_4	0.000000
DX381	P_M_5	0.000000
DX381	P_V_2	0.000000
DX381	P_V_3	0.137735
SX415	P_INT_MONTE_F	0.000000
SX415	P_INT_MONTE_0	0.000000
SX415	P_V_1	0.000000
SX415	P_V_2	0.000000
SX415	P_V_3	0.000000
SX415	P_V_4	0.000000
SX415	P_V_5	0.000000
SX415	P_M_2	-3.535004
SX415	P_M_3	0.000000
SX398	P_INT_MONTE_F	0.000000

**Autorità Portuale di Taranto**

Interventi per il dragaggio di 2,3 M³ di sedimenti in area Molo Polisettoriale e per la realizzazione di un primo lotto della cassa di colmanta funzionale all'ampliamento del V Sporgente del Porto di Taranto

Allegati alla relazione di calcolo strutturale allineamento "BC"

Data 05/2016
Rev. B
c.d.c.: C296A
514B

SX398	P_INT_MONTE_0	0.000000
SX398	P_V_1	0.000000
SX398	P_V_2	0.000000
SX398	P_V_3	0.000000
SX398	P_V_4	0.000000
SX398	P_V_5	0.000000
SX398	P_M_2	-13.418887
SX398	P_M_3	0.000000
SX411	P_INT_MONTE_F	0.000000
SX411	P_INT_MONTE_0	0.000000
SX411	P_V_1	0.000000
SX411	P_V_2	0.000000
SX411	P_V_3	0.000000
SX411	P_V_4	0.000000
SX411	P_V_5	0.000000
SX411	P_M_2	-3.535004
SX411	P_M_3	0.000000
SX395	P_INT_MONTE_F	0.000000
SX395	P_INT_MONTE_0	0.000000
SX395	P_V_1	0.000000
SX395	P_V_2	0.000000
SX395	P_V_3	0.000000
SX395	P_V_4	0.000000
SX395	P_V_5	0.000000
SX395	P_M_2	-13.418887
SX395	P_M_3	0.000000
SX408	P_INT_MONTE_F	0.000000
SX408	P_INT_MONTE_0	0.000000
SX408	P_V_1	0.000000
SX408	P_V_2	0.000000
SX408	P_V_3	0.000000
SX408	P_V_4	0.000000
SX408	P_V_5	0.000000
SX408	P_M_2	-3.535004
SX408	P_M_3	0.000000
SX401	P_INT_MONTE_F	0.000000
SX401	P_INT_MONTE_0	0.000000
SX401	P_V_1	0.000000
SX401	P_V_2	0.000000
SX401	P_V_3	0.000000
SX401	P_V_4	0.000000
SX401	P_V_5	0.000000
SX401	P_M_2	-13.418887
SX401	P_M_3	0.000000
SX414	P_INT_MONTE_F	0.000000
SX414	P_INT_MONTE_0	0.000000
SX414	P_V_1	0.000000
SX414	P_V_2	0.000000
SX414	P_V_3	0.000000
SX414	P_V_4	0.000000
SX414	P_V_5	0.000000
SX414	P_M_2	-3.535004
SX414	P_M_3	0.000000
DX396	P_INT_VALLE_F	0.000000
DX396	P_INT_VALLE_0	0.000000
DX396	P_M_1	0.000000
DX396	P_M_2	0.000000
DX396	P_M_3	0.000000
DX396	P_M_4	0.000000
DX396	P_M_5	0.000000
DX396	P_V_2	0.000000
DX396	P_V_3	2.275825
DX409	P_INT_VALLE_F	0.000000
DX409	P_INT_VALLE_0	0.000000
DX409	P_M_1	0.000000
DX409	P_M_2	0.000000
DX409	P_M_3	0.000000
DX409	P_M_4	0.000000
DX409	P_M_5	0.000000
DX409	P_V_2	0.000000
DX409	P_V_3	0.000000
DX398	P_INT_VALLE_F	0.000000
DX398	P_INT_VALLE_0	0.000000
DX398	P_M_1	0.000000
DX398	P_M_2	0.000000
DX398	P_M_3	0.000000
DX398	P_M_4	0.000000
DX398	P_M_5	0.000000
DX398	P_V_2	0.000000
DX398	P_V_3	2.275825
DX411	P_INT_VALLE_F	0.000000



Autorità Portuale di Taranto
Interventi per il dragaggio di 2,3 M³ di sedimenti in area Molo Polisettoriale e per la realizzazione di un primo lotto della cassa di colmata funzionale all'ampliamento del V Sporgente del Porto di Taranto

Allegati alla relazione di calcolo strutturale allineamento "BC"

Data 05/2016
Rev. B
c.d.c.: C296A
514B



DX411	P_INT_VALLE_0	0.000000
DX411	P_M_1	0.000000
DX411	P_M_2	0.000000
DX411	P_M_3	0.000000
DX411	P_M_4	0.000000
DX411	P_M_5	0.000000
DX411	P_V_2	0.000000
DX411	P_V_3	0.000000
DX403	P_INT_VALLE_F	0.000000
DX403	P_INT_VALLE_0	0.000000
DX403	P_M_1	0.000000
DX403	P_M_2	0.000000
DX403	P_M_3	0.000000
DX403	P_M_4	0.000000
DX403	P_M_5	0.000000
DX403	P_V_2	0.000000
DX403	P_V_3	2.275825
DX416	P_INT_VALLE_F	0.000000
DX416	P_INT_VALLE_0	0.000000
DX416	P_M_1	0.000000
DX416	P_M_2	0.000000
DX416	P_M_3	0.000000
DX416	P_M_4	0.000000
DX416	P_M_5	0.000000
DX416	P_V_2	0.000000
DX416	P_V_3	0.000000
DX391	P_INT_VALLE_F	0.000000
DX391	P_INT_VALLE_0	0.000000
DX391	P_M_1	0.000000
DX391	P_M_2	0.000000
DX391	P_M_3	0.000000
DX391	P_M_4	0.000000
DX391	P_M_5	0.000000
DX391	P_V_2	0.000000
DX391	P_V_3	2.275825
DX404	P_INT_VALLE_F	0.000000
DX404	P_INT_VALLE_0	0.000000
DX404	P_M_1	0.000000
DX404	P_M_2	0.000000
DX404	P_M_3	0.000000
DX404	P_M_4	0.000000
DX404	P_M_5	0.000000
DX404	P_V_2	0.000000
DX404	P_V_3	0.000000
DX397	P_INT_VALLE_F	0.000000
DX397	P_INT_VALLE_0	0.000000
DX397	P_M_1	0.000000
DX397	P_M_2	0.000000
DX397	P_M_3	0.000000
DX397	P_M_4	0.000000
DX397	P_M_5	0.000000
DX397	P_V_2	0.000000
DX397	P_V_3	2.275825
DX410	P_INT_VALLE_F	0.000000
DX410	P_INT_VALLE_0	0.000000
DX410	P_M_1	0.000000
DX410	P_M_2	0.000000
DX410	P_M_3	0.000000
DX410	P_M_4	0.000000
DX410	P_M_5	0.000000
DX410	P_V_2	0.000000
DX410	P_V_3	0.000000
DX393	P_INT_VALLE_F	0.000000
DX393	P_INT_VALLE_0	0.000000
DX393	P_M_1	0.000000
DX393	P_M_2	0.000000
DX393	P_M_3	0.000000
DX393	P_M_4	0.000000
DX393	P_M_5	0.000000
DX393	P_V_2	0.000000
DX393	P_V_3	2.275825
DX406	P_INT_VALLE_F	0.000000
DX406	P_INT_VALLE_0	0.000000
DX406	P_M_1	0.000000
DX406	P_M_2	0.000000
DX406	P_M_3	0.000000
DX406	P_M_4	0.000000
DX406	P_M_5	0.000000
DX406	P_V_2	0.000000
DX406	P_V_3	0.000000
DX401	P_INT_VALLE_F	0.000000



Autorità Portuale di Taranto
Interventi per il dragaggio di 2,3 M³ di sedimenti in area Molo Polisettoriale e per la realizzazione di un primo lotto della cassa di colmanta funzionale all'ampliamento del V Sporgente del Porto di Taranto

Allegati alla relazione di calcolo strutturale allineamento "BC"

Data 05/2016
Rev. B
c.d.c.: C296A
514B

DX401	P_INT_VALLE_0	0.000000
DX401	P_M_1	0.000000
DX401	P_M_2	0.000000
DX401	P_M_3	0.000000
DX401	P_M_4	0.000000
DX401	P_M_5	0.000000
DX401	P_V_2	0.000000
DX401	P_V_3	2.275825
DX414	P_INT_VALLE_F	0.000000
DX414	P_INT_VALLE_0	0.000000
DX414	P_M_1	0.000000
DX414	P_M_2	0.000000
DX414	P_M_3	0.000000
DX414	P_M_4	0.000000
DX414	P_M_5	0.000000
DX414	P_V_2	0.000000
DX414	P_V_3	0.000000
DX400	P_INT_VALLE_F	0.000000
DX400	P_INT_VALLE_0	0.000000
DX400	P_M_1	0.000000
DX400	P_M_2	0.000000
DX400	P_M_3	0.000000
DX400	P_M_4	0.000000
DX400	P_M_5	0.000000
DX400	P_V_2	0.000000
DX400	P_V_3	2.275825
DX413	P_INT_VALLE_F	0.000000
DX413	P_INT_VALLE_0	0.000000
DX413	P_M_1	0.000000
DX413	P_M_2	0.000000
DX413	P_M_3	0.000000
DX413	P_M_4	0.000000
DX413	P_M_5	0.000000
DX413	P_V_2	0.000000
DX413	P_V_3	0.000000
DX394	P_INT_VALLE_F	0.000000
DX394	P_INT_VALLE_0	0.000000
DX394	P_M_1	0.000000
DX394	P_M_2	0.000000
DX394	P_M_3	0.000000
DX394	P_M_4	0.000000
DX394	P_M_5	0.000000
DX394	P_V_2	0.000000
DX394	P_V_3	2.275825
DX407	P_INT_VALLE_F	0.000000
DX407	P_INT_VALLE_0	0.000000
DX407	P_M_1	0.000000
DX407	P_M_2	0.000000
DX407	P_M_3	0.000000
DX407	P_M_4	0.000000
DX407	P_M_5	0.000000
DX407	P_V_2	0.000000
DX407	P_V_3	0.000000
SX403	P_INT_MONTE_F	0.000000
SX403	P_INT_MONTE_0	0.000000
SX403	P_V_1	0.000000
SX403	P_V_2	0.000000
SX403	P_V_3	0.000000
SX403	P_V_4	0.000000
SX403	P_V_5	0.000000
SX403	P_M_2	-13.418887
SX403	P_M_3	0.000000
SX416	P_INT_MONTE_F	0.000000
SX416	P_INT_MONTE_0	0.000000
SX416	P_V_1	0.000000
SX416	P_V_2	0.000000
SX416	P_V_3	0.000000
SX416	P_V_4	0.000000
SX416	P_V_5	0.000000
SX416	P_M_2	-3.535004
SX416	P_M_3	0.000000
DX369	P_INT_VALLE_F	0.000000
DX369	P_INT_VALLE_0	-14.199985
DX369	P_M_1	0.000000
DX369	P_M_2	0.000000
DX369	P_M_3	0.000000
DX369	P_M_4	0.000000
DX369	P_M_5	0.000000
DX369	P_V_2	0.000000
DX369	P_V_3	20.838024
DX382	P_INT_VALLE_F	0.000000



Autorità Portuale di Taranto
Interventi per il dragaggio di 2,3 M m³ di sedimenti in area Molo Polisettoriale e per la realizzazione di un primo lotto della cassa di colmata funzionale all'ampliamento del V Sporgente del Porto di Taranto

Allegati alla relazione di calcolo strutturale allineamento "BC"

Data 05/2016
Rev. B
c.d.c.: C296A
514B



DX382	P_INT_VALLE_0	0.000000
DX382	P_M_1	0.000000
DX382	P_M_2	0.000000
DX382	P_M_3	0.000000
DX382	P_M_4	0.000000
DX382	P_M_5	0.000000
DX382	P_V_2	0.000000
DX382	P_V_3	0.137735
DX373	P_INT_VALLE_F	0.000000
DX373	P_INT_VALLE_0	-14.199985
DX373	P_M_1	0.000000
DX373	P_M_2	0.000000
DX373	P_M_3	0.000000
DX373	P_M_4	0.000000
DX373	P_M_5	0.000000
DX373	P_V_2	0.000000
DX373	P_V_3	20.838024
DX386	P_INT_VALLE_F	0.000000
DX386	P_INT_VALLE_0	0.000000
DX386	P_M_1	0.000000
DX386	P_M_2	0.000000
DX386	P_M_3	0.000000
DX386	P_M_4	0.000000
DX386	P_M_5	0.000000
DX386	P_V_2	0.000000
DX386	P_V_3	0.137735
DX356	P_INT_VALLE_F	0.000000
DX356	P_INT_VALLE_0	43.373723
DX356	P_M_1	0.000000
DX356	P_M_2	0.000000
DX356	P_M_3	0.000000
DX356	P_M_4	0.000000
DX356	P_M_5	0.000000
DX356	P_V_2	0.000000
DX356	P_V_3	38.314310
DX360	P_INT_VALLE_F	0.000000
DX360	P_INT_VALLE_0	43.373723
DX360	P_M_1	0.000000
DX360	P_M_2	0.000000
DX360	P_M_3	0.000000
DX360	P_M_4	0.000000
DX360	P_M_5	0.000000
DX360	P_V_2	0.000000
DX360	P_V_3	38.314310
DX343	P_INT_VALLE_F	0.000000
DX343	P_INT_VALLE_0	-42.599772
DX343	P_M_1	0.000000
DX343	P_M_2	0.000000
DX343	P_M_3	0.000000
DX343	P_M_4	0.000000
DX343	P_M_5	0.000000
DX343	P_V_2	0.599904
DX343	P_V_3	61.005348
DX347	P_INT_VALLE_F	0.000000
DX347	P_INT_VALLE_0	-42.599772
DX347	P_M_1	0.000000
DX347	P_M_2	0.000000
DX347	P_M_3	0.000000
DX347	P_M_4	0.000000
DX347	P_M_5	0.000000
DX347	P_V_2	0.599904
DX347	P_V_3	61.005348
DX330	P_INT_VALLE_F	0.000000
DX330	P_INT_VALLE_0	-55.912485
DX330	P_M_1	0.000000
DX330	P_M_2	0.000000
DX330	P_M_3	0.000000
DX330	P_M_4	0.000000
DX330	P_M_5	0.000000
DX330	P_V_2	10.000000
DX330	P_V_3	79.784254
DX334	P_INT_VALLE_F	0.000000
DX334	P_INT_VALLE_0	-55.912485
DX334	P_M_1	0.000000
DX334	P_M_2	0.000000
DX334	P_M_3	0.000000
DX334	P_M_4	0.000000
DX334	P_M_5	0.000000
DX334	P_V_2	10.000000
DX334	P_V_3	79.784254
DX317	P_INT_VALLE_F	0.000000



Autorità Portuale di Taranto
Interventi per il dragaggio di 2,3 M³ di sedimenti in area Molo Polisettoriale e per la realizzazione di un primo lotto della cassa di colmanta funzionale all'ampliamento del V Sporgente del Porto di Taranto

Allegati alla relazione di calcolo strutturale allineamento "BC"

Data 05/2016
Rev. B
c.d.c.: C296A
514B

DX317	P_INT_VALLE_0	-70.999985
DX317	P_M_1	0.000000
DX317	P_M_2	0.000000
DX317	P_M_3	0.000000
DX317	P_M_4	0.000000
DX317	P_M_5	0.000000
DX317	P_V_2	19.383333
DX317	P_V_3	93.988085
DX321	P_INT_VALLE_F	0.000000
DX321	P_INT_VALLE_0	-70.999985
DX321	P_M_1	0.000000
DX321	P_M_2	0.000000
DX321	P_M_3	0.000000
DX321	P_M_4	0.000000
DX321	P_M_5	0.000000
DX321	P_V_2	19.383333
DX321	P_V_3	93.988085
DX304	P_INT_VALLE_F	0.000000
DX304	P_INT_VALLE_0	-85.199985
DX304	P_M_1	0.000000
DX304	P_M_2	0.000000
DX304	P_M_3	0.000000
DX304	P_M_4	0.000000
DX304	P_M_5	0.000000
DX304	P_V_2	30.116667
DX304	P_V_3	109.489290
DX308	P_INT_VALLE_F	0.000000
DX308	P_INT_VALLE_0	-85.199985
DX308	P_M_1	0.000000
DX308	P_M_2	0.000000
DX308	P_M_3	0.000000
DX308	P_M_4	0.000000
DX308	P_M_5	0.000000
DX308	P_V_2	30.116667
DX308	P_V_3	109.489290
DX291	P_INT_VALLE_F	0.000000
DX291	P_INT_VALLE_0	-100.287485
DX291	P_M_1	0.000000
DX291	P_M_2	0.000000
DX291	P_M_3	0.000000
DX291	P_M_4	0.000000
DX291	P_M_5	0.000000
DX291	P_V_2	40.850000
DX291	P_V_3	124.384989
DX295	P_INT_VALLE_F	0.000000
DX295	P_INT_VALLE_0	-100.287485
DX295	P_M_1	0.000000
DX295	P_M_2	0.000000
DX295	P_M_3	0.000000
DX295	P_M_4	0.000000
DX295	P_M_5	0.000000
DX295	P_V_2	40.850000
DX295	P_V_3	124.384989
DX278	P_INT_VALLE_F	0.000000
DX278	P_INT_VALLE_0	-113.599808
DX278	P_M_1	0.000000
DX278	P_M_2	0.000000
DX278	P_M_3	0.000000
DX278	P_M_4	0.000000
DX278	P_M_5	0.000000
DX278	P_V_2	50.000000
DX278	P_V_3	132.287023
DX282	P_INT_VALLE_F	0.000000
DX282	P_INT_VALLE_0	-113.599808
DX282	P_M_1	0.000000
DX282	P_M_2	0.000000
DX282	P_M_3	0.000000
DX282	P_M_4	0.000000
DX282	P_M_5	0.000000
DX282	P_V_2	50.000000
DX282	P_V_3	132.287023
DX265	P_INT_VALLE_F	0.000000
DX265	P_INT_VALLE_0	-127.799985
DX265	P_M_1	0.000000
DX265	P_M_2	0.000000
DX265	P_M_3	0.000000
DX265	P_M_4	0.000000
DX265	P_M_5	0.000000
DX265	P_V_2	59.633333
DX265	P_V_3	147.010428
DX269	P_INT_VALLE_F	0.000000



Autorità Portuale di Taranto
Interventi per il dragaggio di 2,3 M³ di sedimenti in area Molo Polisettoriale e per la realizzazione di un primo lotto della cassa di colmanta funzionale all'ampliamento del V Sporgente del Porto di Taranto

Allegati alla relazione di calcolo strutturale allineamento "BC"

Data 05/2016
Rev. B
c.d.c.: C296A
514B

DX269	P_INT_VALLE_0	-127.799985
DX269	P_M_1	0.000000
DX269	P_M_2	0.000000
DX269	P_M_3	0.000000
DX269	P_M_4	0.000000
DX269	P_M_5	0.000000
DX269	P_V_2	59.633333
DX269	P_V_3	147.010428
DX252	P_INT_VALLE_F	-7.099797
DX252	P_INT_VALLE_0	-141.999985
DX252	P_M_1	0.000000
DX252	P_M_2	0.000000
DX252	P_M_3	0.000000
DX252	P_M_4	0.000000
DX252	P_M_5	0.000000
DX252	P_V_2	109.679737
DX252	P_V_3	147.277932
DX256	P_INT_VALLE_F	-7.099797
DX256	P_INT_VALLE_0	-141.999985
DX256	P_M_1	0.000000
DX256	P_M_2	0.000000
DX256	P_M_3	0.000000
DX256	P_M_4	0.000000
DX256	P_M_5	0.000000
DX256	P_V_2	109.679737
DX256	P_V_3	147.277932
DX239	P_INT_VALLE_F	-21.299797
DX239	P_INT_VALLE_0	-156.199985
DX239	P_M_1	0.000000
DX239	P_M_2	0.000000
DX239	P_M_3	0.000000
DX239	P_M_4	0.000000
DX239	P_M_5	0.000000
DX239	P_V_2	145.641748
DX239	P_V_3	152.301175
DX243	P_INT_VALLE_F	-21.299797
DX243	P_INT_VALLE_0	-156.199985
DX243	P_M_1	0.000000
DX243	P_M_2	0.000000
DX243	P_M_3	0.000000
DX243	P_M_4	0.000000
DX243	P_M_5	0.000000
DX243	P_V_2	145.641748
DX243	P_V_3	152.301175
DX226	P_INT_VALLE_F	-35.467520
DX226	P_INT_VALLE_0	-170.367708
DX226	P_M_1	0.000000
DX226	P_M_2	0.000000
DX226	P_M_3	0.000000
DX226	P_M_4	0.000000
DX226	P_M_5	0.000000
DX226	P_V_2	177.617227
DX226	P_V_3	168.596905
DX230	P_INT_VALLE_F	-35.467520
DX230	P_INT_VALLE_0	-170.367708
DX230	P_M_1	0.000000
DX230	P_M_2	0.000000
DX230	P_M_3	0.000000
DX230	P_M_4	0.000000
DX230	P_M_5	0.000000
DX230	P_V_2	177.617227
DX230	P_V_3	168.596905
DX213	P_INT_VALLE_F	-49.699797
DX213	P_INT_VALLE_0	-184.599985
DX213	P_M_1	0.000000
DX213	P_M_2	0.000000
DX213	P_M_3	0.000000
DX213	P_M_4	0.000000
DX213	P_M_5	0.000000
DX213	P_V_2	207.187277
DX213	P_V_3	183.752768
DX217	P_INT_VALLE_F	-49.699797
DX217	P_INT_VALLE_0	-184.599985
DX217	P_M_1	0.000000
DX217	P_M_2	0.000000
DX217	P_M_3	0.000000
DX217	P_M_4	0.000000
DX217	P_M_5	0.000000
DX217	P_V_2	207.187277
DX217	P_V_3	183.752768
DX200	P_INT_VALLE_F	-63.899797

DX200	P_INT_VALLE_0	-198.799985
DX200	P_M_1	0.000000
DX200	P_M_2	0.000000
DX200	P_M_3	0.000000
DX200	P_M_4	0.000000
DX200	P_M_5	0.000000
DX200	P_V_2	227.710612
DX200	P_V_3	196.200288
DX204	P_INT_VALLE_F	-63.899797
DX204	P_INT_VALLE_0	-198.799985
DX204	P_M_1	0.000000
DX204	P_M_2	0.000000
DX204	P_M_3	0.000000
DX204	P_M_4	0.000000
DX204	P_M_5	0.000000
DX204	P_V_2	227.710612
DX204	P_V_3	196.200288
DX187	P_INT_VALLE_F	-78.099797
DX187	P_INT_VALLE_0	-212.999985
DX187	P_M_1	0.000000
DX187	P_M_2	0.000000
DX187	P_M_3	0.000000
DX187	P_M_4	0.000000
DX187	P_M_5	0.000000
DX187	P_V_2	245.879881
DX187	P_V_3	214.207927
DX191	P_INT_VALLE_F	-78.099797
DX191	P_INT_VALLE_0	-212.999985
DX191	P_M_1	0.000000
DX191	P_M_2	0.000000
DX191	P_M_3	0.000000
DX191	P_M_4	0.000000
DX191	P_M_5	0.000000
DX191	P_V_2	245.879881
DX191	P_V_3	214.207927
DX174	P_INT_VALLE_F	-92.299797
DX174	P_INT_VALLE_0	-227.199985
DX174	P_M_1	0.000000
DX174	P_M_2	0.000000
DX174	P_M_3	0.000000
DX174	P_M_4	0.000000
DX174	P_M_5	0.000000
DX174	P_V_2	265.668601
DX174	P_V_3	231.700150
DX178	P_INT_VALLE_F	-92.299797
DX178	P_INT_VALLE_0	-227.199985
DX178	P_M_1	0.000000
DX178	P_M_2	0.000000
DX178	P_M_3	0.000000
DX178	P_M_4	0.000000
DX178	P_M_5	0.000000
DX178	P_V_2	265.668601
DX178	P_V_3	231.700150
DX161	P_INT_VALLE_F	-106.402981
DX161	P_INT_VALLE_0	-241.303169
DX161	P_M_1	0.000000
DX161	P_M_2	0.000000
DX161	P_M_3	0.000000
DX161	P_M_4	0.000000
DX161	P_M_5	0.000000
DX161	P_V_2	281.578201
DX161	P_V_3	250.409533
DX165	P_INT_VALLE_F	-106.402981
DX165	P_INT_VALLE_0	-241.303169
DX165	P_M_1	0.000000
DX165	P_M_2	0.000000
DX165	P_M_3	0.000000
DX165	P_M_4	0.000000
DX165	P_M_5	0.000000
DX165	P_V_2	281.578201
DX165	P_V_3	250.409533
DX148	P_INT_VALLE_F	-121.603229
DX148	P_INT_VALLE_0	-256.503417
DX148	P_M_1	0.000000
DX148	P_M_2	0.000000
DX148	P_M_3	0.000000
DX148	P_M_4	0.000000
DX148	P_M_5	0.000000
DX148	P_V_2	295.422910
DX148	P_V_3	267.113855
DX152	P_INT_VALLE_F	-121.603229

DX152	P_INT_VALLE_0	-256.503417
DX152	P_M_1	0.000000
DX152	P_M_2	0.000000
DX152	P_M_3	0.000000
DX152	P_M_4	0.000000
DX152	P_M_5	0.000000
DX152	P_V_2	295.422910
DX152	P_V_3	267.113855
DX135	P_INT_VALLE_F	-134.899797
DX135	P_INT_VALLE_0	-269.799985
DX135	P_M_1	0.000000
DX135	P_M_2	0.000000
DX135	P_M_3	0.000000
DX135	P_M_4	0.000000
DX135	P_M_5	0.000000
DX135	P_V_2	305.850630
DX135	P_V_3	281.811407
DX139	P_INT_VALLE_F	-134.899797
DX139	P_INT_VALLE_0	-269.799985
DX139	P_M_1	0.000000
DX139	P_M_2	0.000000
DX139	P_M_3	0.000000
DX139	P_M_4	0.000000
DX139	P_M_5	0.000000
DX139	P_V_2	305.850630
DX139	P_V_3	281.811407
DX122	P_INT_VALLE_F	-149.099797
DX122	P_INT_VALLE_0	-283.999985
DX122	P_M_1	0.000000
DX122	P_M_2	0.000000
DX122	P_M_3	0.000000
DX122	P_M_4	0.000000
DX122	P_M_5	0.000000
DX122	P_V_2	303.991647
DX122	P_V_3	296.844510
DX126	P_INT_VALLE_F	-149.099797
DX126	P_INT_VALLE_0	-283.999985
DX126	P_M_1	0.000000
DX126	P_M_2	0.000000
DX126	P_M_3	0.000000
DX126	P_M_4	0.000000
DX126	P_M_5	0.000000
DX126	P_V_2	303.991647
DX126	P_V_3	296.844510
DX109	P_INT_VALLE_F	-163.299797
DX109	P_INT_VALLE_0	-298.199985
DX109	P_M_1	0.000000
DX109	P_M_2	0.000000
DX109	P_M_3	0.000000
DX109	P_M_4	0.000000
DX109	P_M_5	0.000000
DX109	P_V_2	268.637512
DX109	P_V_3	306.645948
DX113	P_INT_VALLE_F	-163.299797
DX113	P_INT_VALLE_0	-298.199985
DX113	P_M_1	0.000000
DX113	P_M_2	0.000000
DX113	P_M_3	0.000000
DX113	P_M_4	0.000000
DX113	P_M_5	0.000000
DX113	P_V_2	268.637512
DX113	P_V_3	306.645948
DX96	P_INT_VALLE_F	-177.338428
DX96	P_INT_VALLE_0	-312.238616
DX96	P_M_1	0.000000
DX96	P_M_2	0.000000
DX96	P_M_3	0.000000
DX96	P_M_4	0.000000
DX96	P_M_5	0.000000
DX96	P_V_2	259.778854
DX96	P_V_3	356.885319
DX100	P_INT_VALLE_F	-177.338428
DX100	P_INT_VALLE_0	-312.238616
DX100	P_M_1	0.000000
DX100	P_M_2	0.000000
DX100	P_M_3	0.000000
DX100	P_M_4	0.000000
DX100	P_M_5	0.000000
DX100	P_V_2	259.778854
DX100	P_V_3	356.885319
DX83	P_INT_VALLE_F	-192.538889



Autorità Portuale di Taranto
Interventi per il dragaggio di 2,3 M m³ di sedimenti in area Molo Polisettoriale e per la realizzazione di un primo lotto della cassa di colmata funzionale all'ampliamento del V Sporgente del Porto di Taranto

Allegati alla relazione di calcolo strutturale allineamento "BC"

Data 05/2016
Rev. B
c.d.c.: C296A
514B

DX83	P_INT_VALLE_0	-327.439077
DX83	P_M_1	0.000000
DX83	P_M_2	0.000000
DX83	P_M_3	0.000000
DX83	P_M_4	0.000000
DX83	P_M_5	0.000000
DX83	P_V_2	265.850330
DX83	P_V_3	406.529788
DX87	P_INT_VALLE_F	-192.538889
DX87	P_INT_VALLE_0	-327.439077
DX87	P_M_1	0.000000
DX87	P_M_2	0.000000
DX87	P_M_3	0.000000
DX87	P_M_4	0.000000
DX87	P_M_5	0.000000
DX87	P_V_2	265.850330
DX87	P_V_3	406.529788
DX70	P_INT_VALLE_F	-205.899797
DX70	P_INT_VALLE_0	-340.799985
DX70	P_M_1	0.000000
DX70	P_M_2	0.000000
DX70	P_M_3	0.000000
DX70	P_M_4	0.000000
DX70	P_M_5	0.000000
DX70	P_V_2	291.594320
DX70	P_V_3	462.774967
DX74	P_INT_VALLE_F	-205.899797
DX74	P_INT_VALLE_0	-340.799985
DX74	P_M_1	0.000000
DX74	P_M_2	0.000000
DX74	P_M_3	0.000000
DX74	P_M_4	0.000000
DX74	P_M_5	0.000000
DX74	P_V_2	291.594320
DX74	P_V_3	462.774967
DX57	P_INT_VALLE_F	-220.099797
DX57	P_INT_VALLE_0	-354.999985
DX57	P_M_1	0.000000
DX57	P_M_2	0.000000
DX57	P_M_3	0.000000
DX57	P_M_4	0.000000
DX57	P_M_5	0.000000
DX57	P_V_2	314.138166
DX57	P_V_3	467.944214
DX61	P_INT_VALLE_F	-220.099797
DX61	P_INT_VALLE_0	-354.999985
DX61	P_M_1	0.000000
DX61	P_M_2	0.000000
DX61	P_M_3	0.000000
DX61	P_M_4	0.000000
DX61	P_M_5	0.000000
DX61	P_V_2	314.138166
DX61	P_V_3	467.944214
DX44	P_INT_VALLE_F	-234.299797
DX44	P_INT_VALLE_0	-369.199985
DX44	P_M_1	0.000000
DX44	P_M_2	0.000000
DX44	P_M_3	0.000000
DX44	P_M_4	0.000000
DX44	P_M_5	0.000000
DX44	P_V_2	521.448590
DX44	P_V_3	530.382379
DX48	P_INT_VALLE_F	-234.299797
DX48	P_INT_VALLE_0	-369.199985
DX48	P_M_1	0.000000
DX48	P_M_2	0.000000
DX48	P_M_3	0.000000
DX48	P_M_4	0.000000
DX48	P_M_5	0.000000
DX48	P_V_2	521.448590
DX48	P_V_3	530.382379
DX31	P_INT_VALLE_F	-248.499797
DX31	P_INT_VALLE_0	-383.399985
DX31	P_M_1	0.000000
DX31	P_M_2	0.000000
DX31	P_M_3	0.000000
DX31	P_M_4	0.000000
DX31	P_M_5	0.000000
DX31	P_V_2	388.993180
DX31	P_V_3	381.103737
DX35	P_INT_VALLE_F	-248.499797

DX35	P_INT_VALLE_0	-383.399985
DX35	P_M_1	0.000000
DX35	P_M_2	0.000000
DX35	P_M_3	0.000000
DX35	P_M_4	0.000000
DX35	P_M_5	0.000000
DX35	P_V_2	388.993180
DX35	P_V_3	381.103737
DX18	P_INT_VALLE_F	-262.699797
DX18	P_INT_VALLE_0	-397.599985
DX18	P_M_1	0.000000
DX18	P_M_2	0.000000
DX18	P_M_3	0.000000
DX18	P_M_4	0.000000
DX18	P_M_5	0.000000
DX18	P_V_2	328.685200
DX18	P_V_3	500.743934
DX22	P_INT_VALLE_F	-262.699797
DX22	P_INT_VALLE_0	-397.599985
DX22	P_M_1	0.000000
DX22	P_M_2	0.000000
DX22	P_M_3	0.000000
DX22	P_M_4	0.000000
DX22	P_M_5	0.000000
DX22	P_V_2	328.685200
DX22	P_V_3	500.743934
DX5	P_INT_VALLE_F	-276.899797
DX5	P_INT_VALLE_0	-411.799985
DX5	P_M_1	0.000000
DX5	P_M_2	0.000000
DX5	P_M_3	0.000000
DX5	P_M_4	0.000000
DX5	P_M_5	0.000000
DX5	P_V_2	427.832600
DX5	P_V_3	605.380128
DX9	P_INT_VALLE_F	-276.899797
DX9	P_INT_VALLE_0	-411.799985
DX9	P_M_1	0.000000
DX9	P_M_2	0.000000
DX9	P_M_3	0.000000
DX9	P_M_4	0.000000
DX9	P_M_5	0.000000
DX9	P_V_2	427.832600
DX9	P_V_3	605.380128
DX408	P_INT_VALLE_F	0.000000
DX408	P_INT_VALLE_0	0.000000
DX408	P_M_1	0.000000
DX408	P_M_2	0.000000
DX408	P_M_3	0.000000
DX408	P_M_4	0.000000
DX408	P_M_5	0.000000
DX408	P_V_2	0.000000
DX408	P_V_3	0.000000
DX412	P_INT_VALLE_F	0.000000
DX412	P_INT_VALLE_0	0.000000
DX412	P_M_1	0.000000
DX412	P_M_2	0.000000
DX412	P_M_3	0.000000
DX412	P_M_4	0.000000
DX412	P_M_5	0.000000
DX412	P_V_2	0.000000
DX412	P_V_3	0.000000
DX395	P_INT_VALLE_F	0.000000
DX395	P_INT_VALLE_0	0.000000
DX395	P_M_1	0.000000
DX395	P_M_2	0.000000
DX395	P_M_3	0.000000
DX395	P_M_4	0.000000
DX395	P_M_5	0.000000
DX395	P_V_2	0.000000
DX395	P_V_3	2.275825
DX399	P_INT_VALLE_F	0.000000
DX399	P_INT_VALLE_0	0.000000
DX399	P_M_1	0.000000
DX399	P_M_2	0.000000
DX399	P_M_3	0.000000
DX399	P_M_4	0.000000
DX399	P_M_5	0.000000
DX399	P_V_2	0.000000
DX399	P_V_3	2.275825
SX369	P_INT_MONTE_F	0.000000



Autorità Portuale di Taranto
Interventi per il dragaggio di 2,3 M³ di sedimenti in area Molo Polisettoriale e per la realizzazione di un primo lotto della cassa di colmanta funzionale all'ampliamento del V Sporgente del Porto di Taranto

Allegati alla relazione di calcolo strutturale allineamento "BC"

Data 05/2016
Rev. B
c.d.c.: C296A
514B

SX369	P_INT_MONTE_0	14.199985
SX369	P_V_1	0.000000
SX369	P_V_2	0.000000
SX369	P_V_3	0.000000
SX369	P_V_4	0.000000
SX369	P_V_5	0.000000
SX369	P_M_2	-31.894885
SX369	P_M_3	-10.499895
SX382	P_INT_MONTE_F	0.000000
SX382	P_INT_MONTE_0	0.000000
SX382	P_V_1	0.000000
SX382	P_V_2	0.000000
SX382	P_V_3	0.000000
SX382	P_V_4	0.000000
SX382	P_V_5	0.000000
SX382	P_M_2	-22.139930
SX382	P_M_3	0.000000
SX373	P_INT_MONTE_F	0.000000
SX373	P_INT_MONTE_0	14.199985
SX373	P_V_1	0.000000
SX373	P_V_2	0.000000
SX373	P_V_3	0.000000
SX373	P_V_4	0.000000
SX373	P_V_5	0.000000
SX373	P_M_2	-31.894885
SX373	P_M_3	-10.499895
SX386	P_INT_MONTE_F	0.000000
SX386	P_INT_MONTE_0	0.000000
SX386	P_V_1	0.000000
SX386	P_V_2	0.000000
SX386	P_V_3	0.000000
SX386	P_V_4	0.000000
SX386	P_V_5	0.000000
SX386	P_M_2	-22.139930
SX386	P_M_3	0.000000
SX356	P_INT_MONTE_F	0.000000
SX356	P_INT_MONTE_0	28.399985
SX356	P_V_1	0.000000
SX356	P_V_2	0.000000
SX356	P_V_3	0.000000
SX356	P_V_4	0.000000
SX356	P_V_5	0.000000
SX356	P_M_2	-40.720983
SX356	P_M_3	-20.000000
SX360	P_INT_MONTE_F	0.000000
SX360	P_INT_MONTE_0	28.399985
SX360	P_V_1	0.000000
SX360	P_V_2	0.000000
SX360	P_V_3	0.000000
SX360	P_V_4	0.000000
SX360	P_V_5	0.000000
SX360	P_M_2	-40.720983
SX360	P_M_3	-20.000000
SX343	P_INT_MONTE_F	0.000000
SX343	P_INT_MONTE_0	42.599772
SX343	P_V_1	0.000000
SX343	P_V_2	0.000000
SX343	P_V_3	0.000000
SX343	P_V_4	0.000000
SX343	P_V_5	0.000000
SX343	P_M_2	-50.568852
SX343	P_M_3	-30.599904
SX347	P_INT_MONTE_F	0.000000
SX347	P_INT_MONTE_0	42.599772
SX347	P_V_1	0.000000
SX347	P_V_2	0.000000
SX347	P_V_3	0.000000
SX347	P_V_4	0.000000
SX347	P_V_5	0.000000
SX347	P_M_2	-50.568852
SX347	P_M_3	-30.599904
SX330	P_INT_MONTE_F	0.000000
SX330	P_INT_MONTE_0	55.912485
SX330	P_V_1	0.000000
SX330	P_V_2	0.000000
SX330	P_V_3	0.000000
SX330	P_V_4	0.000000
SX330	P_V_5	0.000000
SX330	P_M_2	-59.302035
SX330	P_M_3	-40.000000
SX334	P_INT_MONTE_F	0.000000



SX334	P_INT_MONTE_0	55.912485
SX334	P_V_1	0.000000
SX334	P_V_2	0.000000
SX334	P_V_3	0.000000
SX334	P_V_4	0.000000
SX334	P_V_5	0.000000
SX334	P_M_2	-59.302035
SX334	P_M_3	-40.000000
SX317	P_INT_MONTE_F	0.000000
SX317	P_INT_MONTE_0	70.999985
SX317	P_V_1	0.000000
SX317	P_V_2	0.000000
SX317	P_V_3	0.000000
SX317	P_V_4	0.000000
SX317	P_V_5	0.000000
SX317	P_M_2	-68.019646
SX317	P_M_3	-49.383333
SX321	P_INT_MONTE_F	0.000000
SX321	P_INT_MONTE_0	70.999985
SX321	P_V_1	0.000000
SX321	P_V_2	0.000000
SX321	P_V_3	0.000000
SX321	P_V_4	0.000000
SX321	P_V_5	0.000000
SX321	P_M_2	-68.019646
SX321	P_M_3	-49.383333
SX304	P_INT_MONTE_F	0.000000
SX304	P_INT_MONTE_0	85.199985
SX304	P_V_1	0.000000
SX304	P_V_2	0.000000
SX304	P_V_3	0.000000
SX304	P_V_4	0.000000
SX304	P_V_5	0.000000
SX304	P_M_2	-77.991478
SX304	P_M_3	-60.116667
SX308	P_INT_MONTE_F	0.000000
SX308	P_INT_MONTE_0	85.199985
SX308	P_V_1	0.000000
SX308	P_V_2	0.000000
SX308	P_V_3	0.000000
SX308	P_V_4	0.000000
SX308	P_V_5	0.000000
SX308	P_M_2	-77.991478
SX308	P_M_3	-60.116667
SX291	P_INT_MONTE_F	0.000000
SX291	P_INT_MONTE_0	100.287485
SX291	P_V_1	0.000000
SX291	P_V_2	0.000000
SX291	P_V_3	0.000000
SX291	P_V_4	0.000000
SX291	P_V_5	0.000000
SX291	P_M_2	-87.963309
SX291	P_M_3	-70.850000
SX295	P_INT_MONTE_F	0.000000
SX295	P_INT_MONTE_0	100.287485
SX295	P_V_1	0.000000
SX295	P_V_2	0.000000
SX295	P_V_3	0.000000
SX295	P_V_4	0.000000
SX295	P_V_5	0.000000
SX295	P_M_2	-87.963309
SX295	P_M_3	-70.850000
SX409	P_INT_MONTE_F	0.000000
SX409	P_INT_MONTE_0	0.000000
SX409	P_V_1	0.000000
SX409	P_V_2	0.000000
SX409	P_V_3	0.000000
SX409	P_V_4	0.000000
SX409	P_V_5	0.000000
SX409	P_M_2	-3.535004
SX409	P_M_3	0.000000
SX278	P_INT_MONTE_F	0.000000
SX278	P_INT_MONTE_0	113.599808
SX278	P_V_1	0.000000
SX278	P_V_2	0.000000
SX278	P_V_3	0.000000
SX278	P_V_4	0.000000
SX278	P_V_5	0.000000
SX278	P_M_2	-96.464141
SX278	P_M_3	-80.000000
SX282	P_INT_MONTE_F	0.000000



Autorità Portuale di Taranto
Interventi per il dragaggio di 2,3 M m³ di sedimenti in area Molo Polisettoriale e per la realizzazione di un primo lotto della cassa di colmanta funzionale all'ampliamento del V Sporgente del Porto di Taranto

Allegati alla relazione di calcolo strutturale allineamento "BC"

Data 05/2016
Rev. B
c.d.c.: C296A
514B

SX282	P_INT_MONTE_0	113.599808
SX282	P_V_1	0.000000
SX282	P_V_2	0.000000
SX282	P_V_3	0.000000
SX282	P_V_4	0.000000
SX282	P_V_5	0.000000
SX282	P_M_2	-96.464141
SX282	P_M_3	-80.000000
SX265	P_INT_MONTE_F	0.000000
SX265	P_INT_MONTE_0	127.799985
SX265	P_V_1	0.000000
SX265	P_V_2	0.000000
SX265	P_V_3	0.000000
SX265	P_V_4	0.000000
SX265	P_V_5	0.000000
SX265	P_M_2	-105.414014
SX265	P_M_3	-89.633333
SX269	P_INT_MONTE_F	0.000000
SX269	P_INT_MONTE_0	127.799985
SX269	P_V_1	0.000000
SX269	P_V_2	0.000000
SX269	P_V_3	0.000000
SX269	P_V_4	0.000000
SX269	P_V_5	0.000000
SX269	P_M_2	-105.414014
SX269	P_M_3	-89.633333
SX413	P_INT_MONTE_F	0.000000
SX413	P_INT_MONTE_0	0.000000
SX413	P_V_1	0.000000
SX413	P_V_2	0.000000
SX413	P_V_3	0.000000
SX413	P_V_4	0.000000
SX413	P_V_5	0.000000
SX413	P_M_2	-3.535004
SX413	P_M_3	0.000000
SX252	P_INT_MONTE_F	7.099797
SX252	P_INT_MONTE_0	141.999985
SX252	P_V_1	0.000000
SX252	P_V_2	0.000000
SX252	P_V_3	0.000000
SX252	P_V_4	0.000000
SX252	P_V_5	0.000000
SX252	P_M_2	-65.374459
SX252	P_M_3	-143.148678
SX256	P_INT_MONTE_F	7.099797
SX256	P_INT_MONTE_0	141.999985
SX256	P_V_1	0.000000
SX256	P_V_2	0.000000
SX256	P_V_3	0.000000
SX256	P_V_4	0.000000
SX256	P_V_5	0.000000
SX256	P_M_2	-65.374459
SX256	P_M_3	-143.148678
SX239	P_INT_MONTE_F	21.299797
SX239	P_INT_MONTE_0	156.199985
SX239	P_V_1	0.000000
SX239	P_V_2	0.000000
SX239	P_V_3	0.000000
SX239	P_V_4	0.000000
SX239	P_V_5	0.000000
SX239	P_M_2	-82.537970
SX239	P_M_3	-174.056695
SX243	P_INT_MONTE_F	21.299797
SX243	P_INT_MONTE_0	156.199985
SX243	P_V_1	0.000000
SX243	P_V_2	0.000000
SX243	P_V_3	0.000000
SX243	P_V_4	0.000000
SX243	P_V_5	0.000000
SX243	P_M_2	-82.537970
SX243	P_M_3	-174.056695
SX226	P_INT_MONTE_F	35.467520
SX226	P_INT_MONTE_0	170.367708
SX226	P_V_1	0.000000
SX226	P_V_2	0.000000
SX226	P_V_3	0.000000
SX226	P_V_4	0.000000
SX226	P_V_5	0.000000
SX226	P_M_2	-98.007074
SX226	P_M_3	-203.408206
SX230	P_INT_MONTE_F	35.467520

SX230	P_INT_MONTE_0	170.367708
SX230	P_V_1	0.000000
SX230	P_V_2	0.000000
SX230	P_V_3	0.000000
SX230	P_V_4	0.000000
SX230	P_V_5	0.000000
SX230	P_M_2	-98.007074
SX230	P_M_3	-203.408206
SX396	P_INT_MONTE_F	0.000000
SX396	P_INT_MONTE_0	0.000000
SX396	P_V_1	0.000000
SX396	P_V_2	0.000000
SX396	P_V_3	0.000000
SX396	P_V_4	0.000000
SX396	P_V_5	0.000000
SX396	P_M_2	-13.418887
SX396	P_M_3	0.000000
SX213	P_INT_MONTE_F	49.699797
SX213	P_INT_MONTE_0	184.599985
SX213	P_V_1	0.000000
SX213	P_V_2	0.000000
SX213	P_V_3	0.000000
SX213	P_V_4	0.000000
SX213	P_V_5	0.000000
SX213	P_M_2	-114.562754
SX213	P_M_3	-229.268886
SX217	P_INT_MONTE_F	49.699797
SX217	P_INT_MONTE_0	184.599985
SX217	P_V_1	0.000000
SX217	P_V_2	0.000000
SX217	P_V_3	0.000000
SX217	P_V_4	0.000000
SX217	P_V_5	0.000000
SX217	P_M_2	-114.562754
SX217	P_M_3	-229.268886
SX200	P_INT_MONTE_F	63.899797
SX200	P_INT_MONTE_0	198.799985
SX200	P_V_1	0.000000
SX200	P_V_2	0.000000
SX200	P_V_3	0.000000
SX200	P_V_4	0.000000
SX200	P_V_5	0.000000
SX200	P_M_2	-133.565759
SX200	P_M_3	-250.696240
SX204	P_INT_MONTE_F	63.899797
SX204	P_INT_MONTE_0	198.799985
SX204	P_V_1	0.000000
SX204	P_V_2	0.000000
SX204	P_V_3	0.000000
SX204	P_V_4	0.000000
SX204	P_V_5	0.000000
SX204	P_M_2	-133.565759
SX204	P_M_3	-250.696240
SX400	P_INT_MONTE_F	0.000000
SX400	P_INT_MONTE_0	0.000000
SX400	P_V_1	0.000000
SX400	P_V_2	0.000000
SX400	P_V_3	0.000000
SX400	P_V_4	0.000000
SX400	P_V_5	0.000000
SX400	P_M_2	-13.418887
SX400	P_M_3	0.000000
SX187	P_INT_MONTE_F	78.099797
SX187	P_INT_MONTE_0	212.999985
SX187	P_V_1	0.000000
SX187	P_V_2	0.000000
SX187	P_V_3	0.000000
SX187	P_V_4	0.000000
SX187	P_V_5	0.000000
SX187	P_M_2	-153.535603
SX187	P_M_3	-271.024559
SX191	P_INT_MONTE_F	78.099797
SX191	P_INT_MONTE_0	212.999985
SX191	P_V_1	0.000000
SX191	P_V_2	0.000000
SX191	P_V_3	0.000000
SX191	P_V_4	0.000000
SX191	P_V_5	0.000000
SX191	P_M_2	-153.535603
SX191	P_M_3	-271.024559
SX174	P_INT_MONTE_F	92.299797



SX174	P_INT_MONTE_0	227.199985
SX174	P_V_1	0.000000
SX174	P_V_2	0.000000
SX174	P_V_3	0.000000
SX174	P_V_4	0.000000
SX174	P_V_5	0.000000
SX174	P_M_2	-177.077691
SX174	P_M_3	-292.232760
SX178	P_INT_MONTE_F	92.299797
SX178	P_INT_MONTE_0	227.199985
SX178	P_V_1	0.000000
SX178	P_V_2	0.000000
SX178	P_V_3	0.000000
SX178	P_V_4	0.000000
SX178	P_V_5	0.000000
SX178	P_M_2	-177.077691
SX178	P_M_3	-292.232760
SX161	P_INT_MONTE_F	106.402981
SX161	P_INT_MONTE_0	241.303169
SX161	P_V_1	0.000000
SX161	P_V_2	0.000000
SX161	P_V_3	0.000000
SX161	P_V_4	0.000000
SX161	P_V_5	0.000000
SX161	P_M_2	-200.624116
SX161	P_M_3	-311.939721
SX165	P_INT_MONTE_F	106.402981
SX165	P_INT_MONTE_0	241.303169
SX165	P_V_1	0.000000
SX165	P_V_2	0.000000
SX165	P_V_3	0.000000
SX165	P_V_4	0.000000
SX165	P_V_5	0.000000
SX165	P_M_2	-200.624116
SX165	P_M_3	-311.939721
SX148	P_INT_MONTE_F	121.603229
SX148	P_INT_MONTE_0	256.503417
SX148	P_V_1	0.000000
SX148	P_V_2	0.000000
SX148	P_V_3	0.000000
SX148	P_V_4	0.000000
SX148	P_V_5	0.000000
SX148	P_M_2	-228.455407
SX148	P_M_3	-331.760598
SX152	P_INT_MONTE_F	121.603229
SX152	P_INT_MONTE_0	256.503417
SX152	P_V_1	0.000000
SX152	P_V_2	0.000000
SX152	P_V_3	0.000000
SX152	P_V_4	0.000000
SX152	P_V_5	0.000000
SX152	P_M_2	-228.455407
SX152	P_M_3	-331.760598
SX135	P_INT_MONTE_F	134.899797
SX135	P_INT_MONTE_0	269.799985
SX135	P_V_1	0.000000
SX135	P_V_2	0.000000
SX135	P_V_3	0.000000
SX135	P_V_4	0.000000
SX135	P_V_5	0.000000
SX135	P_M_2	-257.608009
SX135	P_M_3	-348.515698
SX139	P_INT_MONTE_F	134.899797
SX139	P_INT_MONTE_0	269.799985
SX139	P_V_1	0.000000
SX139	P_V_2	0.000000
SX139	P_V_3	0.000000
SX139	P_V_4	0.000000
SX139	P_V_5	0.000000
SX139	P_M_2	-257.608009
SX139	P_M_3	-348.515698
SX122	P_INT_MONTE_F	149.099797
SX122	P_INT_MONTE_0	283.999985
SX122	P_V_1	0.000000
SX122	P_V_2	0.000000
SX122	P_V_3	0.000000
SX122	P_V_4	0.000000
SX122	P_V_5	0.000000
SX122	P_M_2	-293.121463
SX122	P_M_3	-365.632524
SX126	P_INT_MONTE_F	149.099797



Autorità Portuale di Taranto
Interventi per il dragaggio di 2,3 M³ di sedimenti in area Molo Polisettoriale e per la realizzazione di un primo lotto della cassa di colmata funzionale all'ampliamento del V Sporgente del Porto di Taranto

Allegati alla relazione di calcolo strutturale allineamento "BC"

Data 05/2016
Rev. B
c.d.c.: C296A
514B

SX126	P_INT_MONTE_0	283.999985
SX126	P_V_1	0.000000
SX126	P_V_2	0.000000
SX126	P_V_3	0.000000
SX126	P_V_4	0.000000
SX126	P_V_5	0.000000
SX126	P_M_2	-293.121463
SX126	P_M_3	-365.632524
SX109	P_INT_MONTE_F	163.299797
SX109	P_INT_MONTE_0	298.199985
SX109	P_V_1	0.000000
SX109	P_V_2	0.000000
SX109	P_V_3	0.000000
SX109	P_V_4	0.000000
SX109	P_V_5	0.000000
SX109	P_M_2	-338.598321
SX109	P_M_3	-381.711999
SX113	P_INT_MONTE_F	163.299797
SX113	P_INT_MONTE_0	298.199985
SX113	P_V_1	0.000000
SX113	P_V_2	0.000000
SX113	P_V_3	0.000000
SX113	P_V_4	0.000000
SX113	P_V_5	0.000000
SX113	P_M_2	-338.598321
SX113	P_M_3	-381.711999
SX96	P_INT_MONTE_F	177.338428
SX96	P_INT_MONTE_0	312.238616
SX96	P_V_1	0.000000
SX96	P_V_2	0.000000
SX96	P_V_3	0.000000
SX96	P_V_4	0.000000
SX96	P_V_5	0.000000
SX96	P_M_2	-375.710650
SX96	P_M_3	-397.977068
SX100	P_INT_MONTE_F	177.338428
SX100	P_INT_MONTE_0	312.238616
SX100	P_V_1	0.000000
SX100	P_V_2	0.000000
SX100	P_V_3	0.000000
SX100	P_V_4	0.000000
SX100	P_V_5	0.000000
SX100	P_M_2	-375.710650
SX100	P_M_3	-397.977068
SX83	P_INT_MONTE_F	192.538889
SX83	P_INT_MONTE_0	327.439077
SX83	P_V_1	0.000000
SX83	P_V_2	0.000000
SX83	P_V_3	0.000000
SX83	P_V_4	0.000000
SX83	P_V_5	0.000000
SX83	P_M_2	-405.418907
SX83	P_M_3	-414.605959
SX87	P_INT_MONTE_F	192.538889
SX87	P_INT_MONTE_0	327.439077
SX87	P_V_1	0.000000
SX87	P_V_2	0.000000
SX87	P_V_3	0.000000
SX87	P_V_4	0.000000
SX87	P_V_5	0.000000
SX87	P_M_2	-405.418907
SX87	P_M_3	-414.605959
SX70	P_INT_MONTE_F	205.899797
SX70	P_INT_MONTE_0	340.799985
SX70	P_V_1	0.000000
SX70	P_V_2	0.000000
SX70	P_V_3	0.000000
SX70	P_V_4	0.000000
SX70	P_V_5	0.000000
SX70	P_M_2	-430.054810
SX70	P_M_3	-436.328589
SX74	P_INT_MONTE_F	205.899797
SX74	P_INT_MONTE_0	340.799985
SX74	P_V_1	0.000000
SX74	P_V_2	0.000000
SX74	P_V_3	0.000000
SX74	P_V_4	0.000000
SX74	P_V_5	0.000000
SX74	P_M_2	-430.054810
SX74	P_M_3	-436.328589
SX57	P_INT_MONTE_F	220.099797

SX57	P_INT_MONTE_0	354.999985
SX57	P_V_1	0.000000
SX57	P_V_2	0.000000
SX57	P_V_3	0.000000
SX57	P_V_4	0.000000
SX57	P_V_5	0.000000
SX57	P_M_2	-461.217287
SX57	P_M_3	-607.116947
SX61	P_INT_MONTE_F	220.099797
SX61	P_INT_MONTE_0	354.999985
SX61	P_V_1	0.000000
SX61	P_V_2	0.000000
SX61	P_V_3	0.000000
SX61	P_V_4	0.000000
SX61	P_V_5	0.000000
SX61	P_M_2	-461.217287
SX61	P_M_3	-607.116947
SX44	P_INT_MONTE_F	234.299797
SX44	P_INT_MONTE_0	369.199985
SX44	P_V_1	0.000000
SX44	P_V_2	0.000000
SX44	P_V_3	0.000000
SX44	P_V_4	0.000000
SX44	P_V_5	0.000000
SX44	P_M_2	-359.634949
SX44	P_M_3	-493.263673
SX48	P_INT_MONTE_F	234.299797
SX48	P_INT_MONTE_0	369.199985
SX48	P_V_1	0.000000
SX48	P_V_2	0.000000
SX48	P_V_3	0.000000
SX48	P_V_4	0.000000
SX48	P_V_5	0.000000
SX48	P_M_2	-359.634949
SX48	P_M_3	-493.263673
SX31	P_INT_MONTE_F	248.499797
SX31	P_INT_MONTE_0	383.399985
SX31	P_V_1	0.000000
SX31	P_V_2	0.000000
SX31	P_V_3	0.000000
SX31	P_V_4	0.000000
SX31	P_V_5	0.000000
SX31	P_M_2	-375.842240
SX31	P_M_3	-489.197168
SX35	P_INT_MONTE_F	248.499797
SX35	P_INT_MONTE_0	383.399985
SX35	P_V_1	0.000000
SX35	P_V_2	0.000000
SX35	P_V_3	0.000000
SX35	P_V_4	0.000000
SX35	P_V_5	0.000000
SX35	P_M_2	-375.842240
SX35	P_M_3	-489.197168
SX18	P_INT_MONTE_F	262.699797
SX18	P_INT_MONTE_0	397.599985
SX18	P_V_1	0.000000
SX18	P_V_2	0.000000
SX18	P_V_3	0.000000
SX18	P_V_4	0.000000
SX18	P_V_5	0.000000
SX18	P_M_2	-690.003156
SX18	P_M_3	-676.707041
SX22	P_INT_MONTE_F	262.699797
SX22	P_INT_MONTE_0	397.599985
SX22	P_V_1	0.000000
SX22	P_V_2	0.000000
SX22	P_V_3	0.000000
SX22	P_V_4	0.000000
SX22	P_V_5	0.000000
SX22	P_M_2	-690.003156
SX22	P_M_3	-676.707041
SX5	P_INT_MONTE_F	276.899797
SX5	P_INT_MONTE_0	411.799985
SX5	P_V_1	0.000000
SX5	P_V_2	0.000000
SX5	P_V_3	0.000000
SX5	P_V_4	0.000000
SX5	P_V_5	0.000000
SX5	P_M_2	-721.773861
SX5	P_M_3	-703.825918
SX9	P_INT_MONTE_F	276.899797

SX9	P_INT_MONTE_0	411.799985
SX9	P_V_1	0.000000
SX9	P_V_2	0.000000
SX9	P_V_3	0.000000
SX9	P_V_4	0.000000
SX9	P_V_5	0.000000
SX9	P_M_2	-721.773861
SX9	P_M_3	-703.825918
DX376	P_INT_VALLE_F	0.000000
DX376	P_INT_VALLE_0	-14.199985
DX376	P_M_1	0.000000
DX376	P_M_2	0.000000
DX376	P_M_3	0.000000
DX376	P_M_4	0.000000
DX376	P_M_5	0.000000
DX376	P_V_2	0.000000
DX376	P_V_3	20.838024
DX389	P_INT_VALLE_F	0.000000
DX389	P_INT_VALLE_0	0.000000
DX389	P_M_1	0.000000
DX389	P_M_2	0.000000
DX389	P_M_3	0.000000
DX389	P_M_4	0.000000
DX389	P_M_5	0.000000
DX389	P_V_2	0.000000
DX389	P_V_3	0.137735
DX363	P_INT_VALLE_F	0.000000
DX363	P_INT_VALLE_0	-28.399985
DX363	P_M_1	0.000000
DX363	P_M_2	0.000000
DX363	P_M_3	0.000000
DX363	P_M_4	0.000000
DX363	P_M_5	0.000000
DX363	P_V_2	0.000000
DX363	P_V_3	38.314310
DX350	P_INT_VALLE_F	0.000000
DX350	P_INT_VALLE_0	-42.599772
DX350	P_M_1	0.000000
DX350	P_M_2	0.000000
DX350	P_M_3	0.000000
DX350	P_M_4	0.000000
DX350	P_M_5	0.000000
DX350	P_V_2	0.599904
DX350	P_V_3	61.005348
DX337	P_INT_VALLE_F	0.000000
DX337	P_INT_VALLE_0	-55.912485
DX337	P_M_1	0.000000
DX337	P_M_2	0.000000
DX337	P_M_3	0.000000
DX337	P_M_4	0.000000
DX337	P_M_5	0.000000
DX337	P_V_2	10.000000
DX337	P_V_3	79.784254
DX324	P_INT_VALLE_F	0.000000
DX324	P_INT_VALLE_0	-70.999985
DX324	P_M_1	0.000000
DX324	P_M_2	0.000000
DX324	P_M_3	0.000000
DX324	P_M_4	0.000000
DX324	P_M_5	0.000000
DX324	P_V_2	19.383333
DX324	P_V_3	93.988085
DX311	P_INT_VALLE_F	0.000000
DX311	P_INT_VALLE_0	-85.199985
DX311	P_M_1	0.000000
DX311	P_M_2	0.000000
DX311	P_M_3	0.000000
DX311	P_M_4	0.000000
DX311	P_M_5	0.000000
DX311	P_V_2	30.116667
DX311	P_V_3	109.489290
DX298	P_INT_VALLE_F	0.000000
DX298	P_INT_VALLE_0	-100.287485
DX298	P_M_1	0.000000
DX298	P_M_2	0.000000
DX298	P_M_3	0.000000
DX298	P_M_4	0.000000
DX298	P_M_5	0.000000
DX298	P_V_2	40.850000
DX298	P_V_3	124.384989
DX285	P_INT_VALLE_F	0.000000

**Autorità Portuale di Taranto**

Interventi per il dragaggio di 2,3 M m³ di sedimenti in area Molo Polisettoriale e per la realizzazione di un primo lotto della cassa di colmanta funzionale all'ampliamento del V Sporgente del Porto di Taranto

Allegati alla relazione di calcolo strutturale allineamento "BC"

Data 05/2016
Rev. B
c.d.c.: C296A
514B

DX285	P_INT_VALLE_0	-113.599808
DX285	P_M_1	0.000000
DX285	P_M_2	0.000000
DX285	P_M_3	0.000000
DX285	P_M_4	0.000000
DX285	P_M_5	0.000000
DX285	P_V_2	50.000000
DX285	P_V_3	132.287023
DX272	P_INT_VALLE_F	0.000000
DX272	P_INT_VALLE_0	-127.799985
DX272	P_M_1	0.000000
DX272	P_M_2	0.000000
DX272	P_M_3	0.000000
DX272	P_M_4	0.000000
DX272	P_M_5	0.000000
DX272	P_V_2	59.633333
DX272	P_V_3	147.010428
DX259	P_INT_VALLE_F	-7.099797
DX259	P_INT_VALLE_0	-141.999985
DX259	P_M_1	0.000000
DX259	P_M_2	0.000000
DX259	P_M_3	0.000000
DX259	P_M_4	0.000000
DX259	P_M_5	0.000000
DX259	P_V_2	109.679737
DX259	P_V_3	147.277932
DX246	P_INT_VALLE_F	-21.299797
DX246	P_INT_VALLE_0	-156.199985
DX246	P_M_1	0.000000
DX246	P_M_2	0.000000
DX246	P_M_3	0.000000
DX246	P_M_4	0.000000
DX246	P_M_5	0.000000
DX246	P_V_2	145.641748
DX246	P_V_3	152.301175
DX233	P_INT_VALLE_F	-35.467520
DX233	P_INT_VALLE_0	-170.367708
DX233	P_M_1	0.000000
DX233	P_M_2	0.000000
DX233	P_M_3	0.000000
DX233	P_M_4	0.000000
DX233	P_M_5	0.000000
DX233	P_V_2	177.617227
DX233	P_V_3	168.596905
DX220	P_INT_VALLE_F	-49.699797
DX220	P_INT_VALLE_0	-184.599985
DX220	P_M_1	0.000000
DX220	P_M_2	0.000000
DX220	P_M_3	0.000000
DX220	P_M_4	0.000000
DX220	P_M_5	0.000000
DX220	P_V_2	207.187277
DX220	P_V_3	183.752768
DX207	P_INT_VALLE_F	-63.899797
DX207	P_INT_VALLE_0	-198.799985
DX207	P_M_1	0.000000
DX207	P_M_2	0.000000
DX207	P_M_3	0.000000
DX207	P_M_4	0.000000
DX207	P_M_5	0.000000
DX207	P_V_2	227.710612
DX207	P_V_3	196.200288
DX194	P_INT_VALLE_F	-78.099797
DX194	P_INT_VALLE_0	-212.999985
DX194	P_M_1	0.000000
DX194	P_M_2	0.000000
DX194	P_M_3	0.000000
DX194	P_M_4	0.000000
DX194	P_M_5	0.000000
DX194	P_V_2	245.879881
DX194	P_V_3	214.207927
DX181	P_INT_VALLE_F	-92.299797
DX181	P_INT_VALLE_0	-227.199985
DX181	P_M_1	0.000000
DX181	P_M_2	0.000000
DX181	P_M_3	0.000000
DX181	P_M_4	0.000000
DX181	P_M_5	0.000000
DX181	P_V_2	265.668601
DX181	P_V_3	231.700150
DX168	P_INT_VALLE_F	-106.402981

DX168	P_INT_VALLE_0	-241.303169
DX168	P_M_1	0.000000
DX168	P_M_2	0.000000
DX168	P_M_3	0.000000
DX168	P_M_4	0.000000
DX168	P_M_5	0.000000
DX168	P_V_2	281.578201
DX168	P_V_3	250.409533
DX155	P_INT_VALLE_F	-121.603229
DX155	P_INT_VALLE_0	-256.503417
DX155	P_M_1	0.000000
DX155	P_M_2	0.000000
DX155	P_M_3	0.000000
DX155	P_M_4	0.000000
DX155	P_M_5	0.000000
DX155	P_V_2	295.422910
DX155	P_V_3	267.113855
DX142	P_INT_VALLE_F	-134.899797
DX142	P_INT_VALLE_0	-269.799985
DX142	P_M_1	0.000000
DX142	P_M_2	0.000000
DX142	P_M_3	0.000000
DX142	P_M_4	0.000000
DX142	P_M_5	0.000000
DX142	P_V_2	305.850630
DX142	P_V_3	281.811407
DX129	P_INT_VALLE_F	-149.099797
DX129	P_INT_VALLE_0	-283.999985
DX129	P_M_1	0.000000
DX129	P_M_2	0.000000
DX129	P_M_3	0.000000
DX129	P_M_4	0.000000
DX129	P_M_5	0.000000
DX129	P_V_2	303.991647
DX129	P_V_3	296.844510
DX116	P_INT_VALLE_F	-163.299797
DX116	P_INT_VALLE_0	-298.199985
DX116	P_M_1	0.000000
DX116	P_M_2	0.000000
DX116	P_M_3	0.000000
DX116	P_M_4	0.000000
DX116	P_M_5	0.000000
DX116	P_V_2	268.637512
DX116	P_V_3	306.645948
DX103	P_INT_VALLE_F	-177.338428
DX103	P_INT_VALLE_0	-312.238616
DX103	P_M_1	0.000000
DX103	P_M_2	0.000000
DX103	P_M_3	0.000000
DX103	P_M_4	0.000000
DX103	P_M_5	0.000000
DX103	P_V_2	259.778854
DX103	P_V_3	356.885319
DX90	P_INT_VALLE_F	-192.538889
DX90	P_INT_VALLE_0	-327.439077
DX90	P_M_1	0.000000
DX90	P_M_2	0.000000
DX90	P_M_3	0.000000
DX90	P_M_4	0.000000
DX90	P_M_5	0.000000
DX90	P_V_2	265.850330
DX90	P_V_3	406.529788
DX77	P_INT_VALLE_F	-205.899797
DX77	P_INT_VALLE_0	-340.799985
DX77	P_M_1	0.000000
DX77	P_M_2	0.000000
DX77	P_M_3	0.000000
DX77	P_M_4	0.000000
DX77	P_M_5	0.000000
DX77	P_V_2	291.594320
DX77	P_V_3	462.774967
DX64	P_INT_VALLE_F	-220.099797
DX64	P_INT_VALLE_0	-354.999985
DX64	P_M_1	0.000000
DX64	P_M_2	0.000000
DX64	P_M_3	0.000000
DX64	P_M_4	0.000000
DX64	P_M_5	0.000000
DX64	P_V_2	314.138166
DX64	P_V_3	467.944214
DX51	P_INT_VALLE_F	-234.299797

DX51	P_INT_VALLE_0	-369.199985
DX51	P_M_1	0.000000
DX51	P_M_2	0.000000
DX51	P_M_3	0.000000
DX51	P_M_4	0.000000
DX51	P_M_5	0.000000
DX51	P_V_2	521.448590
DX51	P_V_3	530.382379
DX38	P_INT_VALLE_F	-248.499797
DX38	P_INT_VALLE_0	-383.399985
DX38	P_M_1	0.000000
DX38	P_M_2	0.000000
DX38	P_M_3	0.000000
DX38	P_M_4	0.000000
DX38	P_M_5	0.000000
DX38	P_V_2	388.993180
DX38	P_V_3	381.103737
DX25	P_INT_VALLE_F	-262.699797
DX25	P_INT_VALLE_0	-397.599985
DX25	P_M_1	0.000000
DX25	P_M_2	0.000000
DX25	P_M_3	0.000000
DX25	P_M_4	0.000000
DX25	P_M_5	0.000000
DX25	P_V_2	328.685200
DX25	P_V_3	500.743934
DX12	P_INT_VALLE_F	-276.899797
DX12	P_INT_VALLE_0	-411.799985
DX12	P_M_1	0.000000
DX12	P_M_2	0.000000
DX12	P_M_3	0.000000
DX12	P_M_4	0.000000
DX12	P_M_5	0.000000
DX12	P_V_2	427.832600
DX12	P_V_3	605.380128
DX402	P_INT_VALLE_F	0.000000
DX402	P_INT_VALLE_0	0.000000
DX402	P_M_1	0.000000
DX402	P_M_2	0.000000
DX402	P_M_3	0.000000
DX402	P_M_4	0.000000
DX402	P_M_5	0.000000
DX402	P_V_2	0.000000
DX402	P_V_3	2.275825
DX415	P_INT_VALLE_F	0.000000
DX415	P_INT_VALLE_0	0.000000
DX415	P_M_1	0.000000
DX415	P_M_2	0.000000
DX415	P_M_3	0.000000
DX415	P_M_4	0.000000
DX415	P_M_5	0.000000
DX415	P_V_2	0.000000
DX415	P_V_3	0.000000
DX366	P_INT_VALLE_F	0.000000
DX366	P_INT_VALLE_0	-14.199985
DX366	P_M_1	0.000000
DX366	P_M_2	0.000000
DX366	P_M_3	0.000000
DX366	P_M_4	0.000000
DX366	P_M_5	0.000000
DX366	P_V_2	0.000000
DX366	P_V_3	20.838024
DX379	P_INT_VALLE_F	0.000000
DX379	P_INT_VALLE_0	0.000000
DX379	P_M_1	0.000000
DX379	P_M_2	0.000000
DX379	P_M_3	0.000000
DX379	P_M_4	0.000000
DX379	P_M_5	0.000000
DX379	P_V_2	0.000000
DX379	P_V_3	0.137735
DX353	P_INT_VALLE_F	0.000000
DX353	P_INT_VALLE_0	-28.399985
DX353	P_M_1	0.000000
DX353	P_M_2	0.000000
DX353	P_M_3	0.000000
DX353	P_M_4	0.000000
DX353	P_M_5	0.000000
DX353	P_V_2	0.000000
DX353	P_V_3	38.314310
DX340	P_INT_VALLE_F	0.000000

DX340	P_INT_VALLE_0	-42.599772
DX340	P_M_1	0.000000
DX340	P_M_2	0.000000
DX340	P_M_3	0.000000
DX340	P_M_4	0.000000
DX340	P_M_5	0.000000
DX340	P_V_2	0.599904
DX340	P_V_3	61.005348
DX327	P_INT_VALLE_F	0.000000
DX327	P_INT_VALLE_0	-55.912485
DX327	P_M_1	0.000000
DX327	P_M_2	0.000000
DX327	P_M_3	0.000000
DX327	P_M_4	0.000000
DX327	P_M_5	0.000000
DX327	P_V_2	10.000000
DX327	P_V_3	79.784254
DX314	P_INT_VALLE_F	0.000000
DX314	P_INT_VALLE_0	-70.999985
DX314	P_M_1	0.000000
DX314	P_M_2	0.000000
DX314	P_M_3	0.000000
DX314	P_M_4	0.000000
DX314	P_M_5	0.000000
DX314	P_V_2	19.383333
DX314	P_V_3	93.988085
DX301	P_INT_VALLE_F	0.000000
DX301	P_INT_VALLE_0	-85.199985
DX301	P_M_1	0.000000
DX301	P_M_2	0.000000
DX301	P_M_3	0.000000
DX301	P_M_4	0.000000
DX301	P_M_5	0.000000
DX301	P_V_2	30.116667
DX301	P_V_3	109.489290
DX288	P_INT_VALLE_F	0.000000
DX288	P_INT_VALLE_0	-100.287485
DX288	P_M_1	0.000000
DX288	P_M_2	0.000000
DX288	P_M_3	0.000000
DX288	P_M_4	0.000000
DX288	P_M_5	0.000000
DX288	P_V_2	40.850000
DX288	P_V_3	124.384989
DX275	P_INT_VALLE_F	0.000000
DX275	P_INT_VALLE_0	-113.599808
DX275	P_M_1	0.000000
DX275	P_M_2	0.000000
DX275	P_M_3	0.000000
DX275	P_M_4	0.000000
DX275	P_M_5	0.000000
DX275	P_V_2	50.000000
DX275	P_V_3	132.287023
DX262	P_INT_VALLE_F	0.000000
DX262	P_INT_VALLE_0	-127.799985
DX262	P_M_1	0.000000
DX262	P_M_2	0.000000
DX262	P_M_3	0.000000
DX262	P_M_4	0.000000
DX262	P_M_5	0.000000
DX262	P_V_2	59.633333
DX262	P_V_3	147.010428
DX249	P_INT_VALLE_F	-7.099797
DX249	P_INT_VALLE_0	-141.999985
DX249	P_M_1	0.000000
DX249	P_M_2	0.000000
DX249	P_M_3	0.000000
DX249	P_M_4	0.000000
DX249	P_M_5	0.000000
DX249	P_V_2	109.679737
DX249	P_V_3	147.277932
DX236	P_INT_VALLE_F	-21.299797
DX236	P_INT_VALLE_0	-156.199985
DX236	P_M_1	0.000000
DX236	P_M_2	0.000000
DX236	P_M_3	0.000000
DX236	P_M_4	0.000000
DX236	P_M_5	0.000000
DX236	P_V_2	145.641748
DX236	P_V_3	152.301175
DX223	P_INT_VALLE_F	-35.467520

DX223	P_INT_VALLE_0	-170.367708
DX223	P_M_1	0.000000
DX223	P_M_2	0.000000
DX223	P_M_3	0.000000
DX223	P_M_4	0.000000
DX223	P_M_5	0.000000
DX223	P_V_2	177.617227
DX223	P_V_3	168.596905
DX210	P_INT_VALLE_F	-49.699797
DX210	P_INT_VALLE_0	-184.599985
DX210	P_M_1	0.000000
DX210	P_M_2	0.000000
DX210	P_M_3	0.000000
DX210	P_M_4	0.000000
DX210	P_M_5	0.000000
DX210	P_V_2	207.187277
DX210	P_V_3	183.752768
DX197	P_INT_VALLE_F	-63.899797
DX197	P_INT_VALLE_0	-198.799985
DX197	P_M_1	0.000000
DX197	P_M_2	0.000000
DX197	P_M_3	0.000000
DX197	P_M_4	0.000000
DX197	P_M_5	0.000000
DX197	P_V_2	227.710612
DX197	P_V_3	196.200288
DX184	P_INT_VALLE_F	-78.099797
DX184	P_INT_VALLE_0	-212.999985
DX184	P_M_1	0.000000
DX184	P_M_2	0.000000
DX184	P_M_3	0.000000
DX184	P_M_4	0.000000
DX184	P_M_5	0.000000
DX184	P_V_2	245.879881
DX184	P_V_3	214.207927
DX171	P_INT_VALLE_F	-92.299797
DX171	P_INT_VALLE_0	-227.199985
DX171	P_M_1	0.000000
DX171	P_M_2	0.000000
DX171	P_M_3	0.000000
DX171	P_M_4	0.000000
DX171	P_M_5	0.000000
DX171	P_V_2	265.668601
DX171	P_V_3	231.700150
DX158	P_INT_VALLE_F	-106.402981
DX158	P_INT_VALLE_0	-241.303169
DX158	P_M_1	0.000000
DX158	P_M_2	0.000000
DX158	P_M_3	0.000000
DX158	P_M_4	0.000000
DX158	P_M_5	0.000000
DX158	P_V_2	281.578201
DX158	P_V_3	250.409533
DX145	P_INT_VALLE_F	-121.603229
DX145	P_INT_VALLE_0	-256.503417
DX145	P_M_1	0.000000
DX145	P_M_2	0.000000
DX145	P_M_3	0.000000
DX145	P_M_4	0.000000
DX145	P_M_5	0.000000
DX145	P_V_2	295.422910
DX145	P_V_3	267.113855
DX132	P_INT_VALLE_F	-134.899797
DX132	P_INT_VALLE_0	-269.799985
DX132	P_M_1	0.000000
DX132	P_M_2	0.000000
DX132	P_M_3	0.000000
DX132	P_M_4	0.000000
DX132	P_M_5	0.000000
DX132	P_V_2	305.850630
DX132	P_V_3	281.811407
DX119	P_INT_VALLE_F	-149.099797
DX119	P_INT_VALLE_0	-283.999985
DX119	P_M_1	0.000000
DX119	P_M_2	0.000000
DX119	P_M_3	0.000000
DX119	P_M_4	0.000000
DX119	P_M_5	0.000000
DX119	P_V_2	303.991647
DX119	P_V_3	296.844510
DX106	P_INT_VALLE_F	-163.299797



Autorità Portuale di Taranto
Interventi per il dragaggio di 2,3 M m³ di sedimenti in area Molo Polisettoriale e per la realizzazione di un primo lotto della cassa di colmata funzionale all'ampliamento del V Sporgente del Porto di Taranto

Allegati alla relazione di calcolo strutturale allineamento "BC"

Data 05/2016
Rev. B
c.d.c.: C296A
514B

DX106	P_INT_VALLE_0	-298.199985
DX106	P_M_1	0.000000
DX106	P_M_2	0.000000
DX106	P_M_3	0.000000
DX106	P_M_4	0.000000
DX106	P_M_5	0.000000
DX106	P_V_2	268.637512
DX106	P_V_3	306.645948
DX93	P_INT_VALLE_F	-177.338428
DX93	P_INT_VALLE_0	-312.238616
DX93	P_M_1	0.000000
DX93	P_M_2	0.000000
DX93	P_M_3	0.000000
DX93	P_M_4	0.000000
DX93	P_M_5	0.000000
DX93	P_V_2	259.778854
DX93	P_V_3	356.885319
DX80	P_INT_VALLE_F	-192.538889
DX80	P_INT_VALLE_0	-327.439077
DX80	P_M_1	0.000000
DX80	P_M_2	0.000000
DX80	P_M_3	0.000000
DX80	P_M_4	0.000000
DX80	P_M_5	0.000000
DX80	P_V_2	265.850330
DX80	P_V_3	406.529788
DX67	P_INT_VALLE_F	-205.899797
DX67	P_INT_VALLE_0	-340.799985
DX67	P_M_1	0.000000
DX67	P_M_2	0.000000
DX67	P_M_3	0.000000
DX67	P_M_4	0.000000
DX67	P_M_5	0.000000
DX67	P_V_2	291.594320
DX67	P_V_3	462.774967
DX54	P_INT_VALLE_F	-220.099797
DX54	P_INT_VALLE_0	-354.999985
DX54	P_M_1	0.000000
DX54	P_M_2	0.000000
DX54	P_M_3	0.000000
DX54	P_M_4	0.000000
DX54	P_M_5	0.000000
DX54	P_V_2	314.138166
DX54	P_V_3	467.944214
DX41	P_INT_VALLE_F	-234.299797
DX41	P_INT_VALLE_0	-369.199985
DX41	P_M_1	0.000000
DX41	P_M_2	0.000000
DX41	P_M_3	0.000000
DX41	P_M_4	0.000000
DX41	P_M_5	0.000000
DX41	P_V_2	521.448590
DX41	P_V_3	530.382379
DX28	P_INT_VALLE_F	-248.499797
DX28	P_INT_VALLE_0	-383.399985
DX28	P_M_1	0.000000
DX28	P_M_2	0.000000
DX28	P_M_3	0.000000
DX28	P_M_4	0.000000
DX28	P_M_5	0.000000
DX28	P_V_2	388.993180
DX28	P_V_3	381.103737
DX15	P_INT_VALLE_F	-262.699797
DX15	P_INT_VALLE_0	-397.599985
DX15	P_M_1	0.000000
DX15	P_M_2	0.000000
DX15	P_M_3	0.000000
DX15	P_M_4	0.000000
DX15	P_M_5	0.000000
DX15	P_V_2	328.685200
DX15	P_V_3	500.743934
DX2	P_INT_VALLE_F	-276.899797
DX2	P_INT_VALLE_0	-411.799985
DX2	P_M_1	0.000000
DX2	P_M_2	0.000000
DX2	P_M_3	0.000000
DX2	P_M_4	0.000000
DX2	P_M_5	0.000000
DX2	P_V_2	427.832600
DX2	P_V_3	605.380128
DX392	P_INT_VALLE_F	0.000000



DX392	P_INT_VALLE_0	0.000000
DX392	P_M_1	0.000000
DX392	P_M_2	0.000000
DX392	P_M_3	0.000000
DX392	P_M_4	0.000000
DX392	P_M_5	0.000000
DX392	P_V_2	0.000000
DX392	P_V_3	2.275825
DX405	P_INT_VALLE_F	0.000000
DX405	P_INT_VALLE_0	0.000000
DX405	P_M_1	0.000000
DX405	P_M_2	0.000000
DX405	P_M_3	0.000000
DX405	P_M_4	0.000000
DX405	P_M_5	0.000000
DX405	P_V_2	0.000000
DX405	P_V_3	0.000000

Table: Joint Pattern Definitions

Pattern

P_M_1
P_V_1
P_INT_MONTE_F
P_INT_VALLE_F
P_M_2
P_V_2
P_V_3
P_M_3
P_INT_MONTE_0
P_INT_VALLE_0
P_M_4
P_M_5
P_V_4
P_V_5

Table: Link Local Axes Assignments 1 - Typical

Link	Angle Degrees	AdvanceAxes
1	-180.000	No
2	-180.000	No
3	-180.000	No
4	-180.000	No
5	-180.000	No
6	-180.000	No
7	-180.000	No
8	-180.000	No
9	-180.000	No
10	-180.000	No
11	-180.000	No
12	-180.000	No
13	-180.000	No
14	-180.000	No
15	-180.000	No
16	-180.000	No
17	-180.000	No
18	-180.000	No
19	-180.000	No
20	-180.000	No
21	-180.000	No
22	-180.000	No
23	-180.000	No
24	-180.000	No
25	-180.000	No
26	-180.000	No
27	-180.000	No
28	-180.000	No
29	-180.000	No
30	-180.000	No
31	-180.000	No
32	-180.000	No
76	-180.000	No
77	-180.000	No
78	-180.000	No
79	-180.000	No



Autorità Portuale di Taranto
 Interventi per il dragaggio di 2,3 M m³ di sedimenti in area Molo Polisettoriale e per la realizzazione di un primo lotto della cassa di colmanta funzionale all'ampliamento del V Sporgente del Porto di Taranto

Allegati alla relazione di calcolo strutturale allineamento "BC"

Data 05/2016
 Rev. B
 c.d.c.: C296A
 514B

80	-180.000	No
83	-180.000	No
84	-180.000	No
87	-180.000	No
88	-180.000	No
90	-180.000	No
93	-180.000	No
94	-180.000	No
96	-180.000	No
98	-180.000	No
99	-180.000	No
102	-180.000	No
105	-180.000	No
106	-180.000	No
109	-180.000	No
111	-180.000	No
112	-180.000	No
114	-180.000	No
116	-180.000	No
119	-180.000	No
121	-180.000	No
122	-180.000	No
124	-180.000	No
127	-180.000	No
129	-180.000	No
130	-180.000	No
132	-180.000	No
135	-180.000	No

Table: Link Property Assignments

Link	LinkType	LinkJoints	LinkProp	LinkFDProp	
1	MultiLinear	Elastic	SingleJoint	molle	None
2	MultiLinear	Elastic	SingleJoint	molle	None
3	MultiLinear	Elastic	SingleJoint	molle	None
4	MultiLinear	Elastic	SingleJoint	molle	None
5	MultiLinear	Elastic	SingleJoint	molle	None
6	MultiLinear	Elastic	SingleJoint	molle	None
7	MultiLinear	Elastic	SingleJoint	molle	None
8	MultiLinear	Elastic	SingleJoint	molle	None
9	MultiLinear	Elastic	SingleJoint	molle	None
10	MultiLinear	Elastic	SingleJoint	molle	None
11	MultiLinear	Elastic	SingleJoint	molle	None
12	MultiLinear	Elastic	SingleJoint	molle	None
13	MultiLinear	Elastic	SingleJoint	molle	None
14	MultiLinear	Elastic	SingleJoint	molle	None
15	MultiLinear	Elastic	SingleJoint	molle	None
16	MultiLinear	Elastic	SingleJoint	molle	None
17	MultiLinear	Elastic	SingleJoint	molle	None
18	MultiLinear	Elastic	SingleJoint	molle	None
19	MultiLinear	Elastic	SingleJoint	molle	None
20	MultiLinear	Elastic	SingleJoint	molle	None
21	MultiLinear	Elastic	SingleJoint	molle	None
22	MultiLinear	Elastic	SingleJoint	molle	None
23	MultiLinear	Elastic	SingleJoint	molle	None
24	MultiLinear	Elastic	SingleJoint	molle	None
25	MultiLinear	Elastic	SingleJoint	molle	None
26	MultiLinear	Elastic	SingleJoint	molle	None
27	MultiLinear	Elastic	SingleJoint	molle	None
28	MultiLinear	Elastic	SingleJoint	molle	None
29	MultiLinear	Elastic	SingleJoint	molle	None
30	MultiLinear	Elastic	SingleJoint	molle	None
31	MultiLinear	Elastic	SingleJoint	molle	None
32	MultiLinear	Elastic	SingleJoint	molle	None
37	MultiLinear	Elastic	SingleJoint	molle	None
38	MultiLinear	Elastic	SingleJoint	molle	None
39	MultiLinear	Elastic	SingleJoint	molle	None
40	MultiLinear	Elastic	SingleJoint	molle	None
41	MultiLinear	Elastic	SingleJoint	molle	None
42	MultiLinear	Elastic	SingleJoint	molle	None
43	MultiLinear	Elastic	SingleJoint	molle	None
44	MultiLinear	Elastic	SingleJoint	molle	None
45	MultiLinear	Elastic	SingleJoint	molle	None
46	MultiLinear	Elastic	SingleJoint	molle	None
47	MultiLinear	Elastic	SingleJoint	molle	None
48	MultiLinear	Elastic	SingleJoint	molle	None
49	MultiLinear	Elastic	SingleJoint	molle	None
50	MultiLinear	Elastic	SingleJoint	molle	None



Autorità Portuale di Taranto
 Interventi per il dragaggio di 2,3 M³ di sedimenti in area Molo Polisettoriale e per la realizzazione di un primo lotto della cassa di colmata funzionale all'ampliamento del V Sporgente del Porto di Taranto

Allegati alla relazione di calcolo strutturale allineamento "BC"

Data 05/2016
 Rev. B
 c.d.c.: C296A
 514B

51	MultiLinear	Elastic	SingleJoint	molle	None
52	MultiLinear	Elastic	SingleJoint	molle	None
53	MultiLinear	Elastic	SingleJoint	molle	None
54	MultiLinear	Elastic	SingleJoint	molle	None
55	MultiLinear	Elastic	SingleJoint	molle	None
56	MultiLinear	Elastic	SingleJoint	molle	None
57	MultiLinear	Elastic	SingleJoint	molle	None
58	MultiLinear	Elastic	SingleJoint	molle	None
59	MultiLinear	Elastic	SingleJoint	molle	None
60	MultiLinear	Elastic	SingleJoint	molle	None
61	MultiLinear	Elastic	SingleJoint	molle	None
62	MultiLinear	Elastic	SingleJoint	molle	None
63	MultiLinear	Elastic	SingleJoint	molle	None
64	MultiLinear	Elastic	SingleJoint	molle	None
65	MultiLinear	Elastic	SingleJoint	molle	None
66	MultiLinear	Elastic	SingleJoint	molle	None
67	MultiLinear	Elastic	SingleJoint	molle	None
68	MultiLinear	Elastic	SingleJoint	molle	None
71	MultiLinear	Elastic	SingleJoint	molle	None
72	MultiLinear	Elastic	SingleJoint	molle	None
73	MultiLinear	Elastic	SingleJoint	molle	None
76	MultiLinear	Elastic	SingleJoint	molle	None
77	MultiLinear	Elastic	SingleJoint	molle	None
78	MultiLinear	Elastic	SingleJoint	molle	None
79	MultiLinear	Elastic	SingleJoint	molle	None
80	MultiLinear	Elastic	SingleJoint	molle	None
81	MultiLinear	Elastic	SingleJoint	molle	None
82	MultiLinear	Elastic	SingleJoint	molle	None
83	MultiLinear	Elastic	SingleJoint	molle	None
84	MultiLinear	Elastic	SingleJoint	molle	None
85	MultiLinear	Elastic	SingleJoint	molle	None
86	MultiLinear	Elastic	SingleJoint	molle	None
87	MultiLinear	Elastic	SingleJoint	molle	None
88	MultiLinear	Elastic	SingleJoint	molle	None
89	MultiLinear	Elastic	SingleJoint	molle	None
90	MultiLinear	Elastic	SingleJoint	molle	None
91	MultiLinear	Elastic	SingleJoint	molle	None
92	MultiLinear	Elastic	SingleJoint	molle	None
93	MultiLinear	Elastic	SingleJoint	molle	None
94	MultiLinear	Elastic	SingleJoint	molle	None
95	MultiLinear	Elastic	SingleJoint	molle	None
96	MultiLinear	Elastic	SingleJoint	molle	None
97	MultiLinear	Elastic	SingleJoint	molle	None
98	MultiLinear	Elastic	SingleJoint	molle	None
99	MultiLinear	Elastic	SingleJoint	molle	None
100	MultiLinear	Elastic	SingleJoint	molle	None
101	MultiLinear	Elastic	SingleJoint	molle	None
102	MultiLinear	Elastic	SingleJoint	molle	None
103	MultiLinear	Elastic	SingleJoint	molle	None
104	MultiLinear	Elastic	SingleJoint	molle	None
105	MultiLinear	Elastic	SingleJoint	molle	None
106	MultiLinear	Elastic	SingleJoint	molle	None
107	MultiLinear	Elastic	SingleJoint	molle	None
108	MultiLinear	Elastic	SingleJoint	molle	None
109	MultiLinear	Elastic	SingleJoint	molle	None
110	MultiLinear	Elastic	SingleJoint	molle	None
111	MultiLinear	Elastic	SingleJoint	molle	None
112	MultiLinear	Elastic	SingleJoint	molle	None
113	MultiLinear	Elastic	SingleJoint	molle	None
114	MultiLinear	Elastic	SingleJoint	molle	None
115	MultiLinear	Elastic	SingleJoint	molle	None
116	MultiLinear	Elastic	SingleJoint	molle	None
117	MultiLinear	Elastic	SingleJoint	molle	None
118	MultiLinear	Elastic	SingleJoint	molle	None
119	MultiLinear	Elastic	SingleJoint	molle	None
120	MultiLinear	Elastic	SingleJoint	molle	None
121	MultiLinear	Elastic	SingleJoint	molle	None
122	MultiLinear	Elastic	SingleJoint	molle	None
123	MultiLinear	Elastic	SingleJoint	molle	None
124	MultiLinear	Elastic	SingleJoint	molle	None
125	MultiLinear	Elastic	SingleJoint	molle	None
126	MultiLinear	Elastic	SingleJoint	molle	None
127	MultiLinear	Elastic	SingleJoint	molle	None
128	MultiLinear	Elastic	SingleJoint	molle	None
129	MultiLinear	Elastic	SingleJoint	molle	None
130	MultiLinear	Elastic	SingleJoint	molle	None
131	MultiLinear	Elastic	SingleJoint	molle	None
132	MultiLinear	Elastic	SingleJoint	molle	None
133	MultiLinear	Elastic	SingleJoint	molle	None
134	MultiLinear	Elastic	SingleJoint	molle	None
135	MultiLinear	Elastic	SingleJoint	molle	None



Autorità Portuale di Taranto
 Interventi per il dragaggio di 2,3 M³ di sedimenti in area Molo Polisettoriale e per la realizzazione di un primo lotto della cassa di colmata funzionale all'ampliamento del V Sporgente del Porto di Taranto

Allegati alla relazione di calcolo strutturale allineamento "BC"

Data 05/2016
 Rev. B
 c.d.c.: C296A
 514B

136 MultiLinear Elastic SingleJoint molle None

Table: Link Property Definitions 01 - General, Part 1 of 3

Link	LinkType	Mass KN-s2/m	Weight KN	RotInert1 KN-m-s2	RotInert2 KN-m-s2	RotInert3 KN-m-s2	DefLength m
LIN1	Linear	0.00	0.000	0.0000	0.0000	0.0000	1.000000
molle	MultiLinear Elastic		0.00	0.000	0.0000	0.0000	0.0000 1.000000

Table: Link Property Definitions 01 - General, Part 2 of 3

Link	DefArea m2	PDM2I	PDM2J	PDM3I	PDM3J	Color
LIN1	1.000000	0.000000	0.000000	0.000000	0.000000	Green
molle	1.000000	0.000000	0.000000	0.000000	0.000000	Yellow

Table: Link Property Definitions 01 - General, Part 3 of 3

Link	GUID	Notes
LIN1		
molle		Added 12.07.2015 10:41:17

Table: Link Property Definitions 02 - Linear

Link	DOF	Fixed	TransKE KN/m	TransCE KN-s/m
LIN1	U1	No	1.00	0.00

Table: Link Property Definitions 03 - MultiLinear, Part 1 of 2

Link	DOF	Fixed	NonLinear	TransKE KN/m	TransCE KN-s/m	DJ m	Point	Force KN
molle	U3	No	Yes	0.00	0.00	0.00000	1	-100000000
molle	U3						2	-100000000
molle	U3						3	0.000
molle	U3						4	0.000
molle	U3						5	0.000

Table: Link Property Definitions 03 - MultiLinear, Part 2 of 2

Link	DOF	Displ m
molle	U3	-10.000000
molle	U3	-1.000E-06
molle	U3	0.000000
molle	U3	1.000E-06
molle	U3	10.000000

Table: Load Case Definitions, Part 1 of 2

Case	Type	InitialCond	ModalCase	BaseCase	DesTypeOpt	DesignType	AutoType
DEAD	LinStatic	Zero			Prog Det	DEAD	None
MODAL	LinModal	Zero			Prog Det	OTHER	None
CEDIMENTI	NonStatic	Zero			Prog Det	DEAD	None
SP_EST_1	NonStatic	Zero			Prog Det	DEAD	None
SPINTAINT_F	NonStatic	Zero			Prog Det	DEAD	None
SP_EST_2	NonStatic	Zero			Prog Det	DEAD	None
SP_EST_3	NonStatic	Zero			Prog Det	DEAD	None
SLU_1-NL	NonStatic	Zero			Prog Det	DEAD	None
SLU_2-NL	NonStatic	Zero			Prog Det	DEAD	None
SLU_5-NL	NonStatic	Zero			Prog Det	DEAD	None
SPINTA_INT_0	LinStatic	Zero			Prog Det	DEAD	None
SP_EST_4	LinStatic	Zero			Prog Det	DEAD	None
SP_EST_5	LinStatic	Zero			Prog Det	DEAD	None
SLU_3-NL	NonStatic	Zero			Prog Det	DEAD	None



Autorità Portuale di Taranto
Interventi per il dragaggio di 2,3 M m³ di sedimenti in area Molo Polisettoriale e per la realizzazione di un primo lotto della cassa di colmata funzionale all'ampliamento del V Sporgente del Porto di Taranto

Allegati alla relazione di calcolo strutturale allineamento "BC"

Data 05/2016
Rev. B
c.d.c.: C296A
514B

SLU_4-NL NonStatic Zero Prog Det DEAD None

Table: Load Case Definitions, Part 2 of 2

Case	RunCase	CaseStatus	GUID	Notes
DEAD	No	Not Run		
MODAL	No	Not Run		
CEDIMENTI	No	Not Run		
SP_EST_1	No	Not Run		
SPINTAINT_F	No	Not Run		
SP_EST_2	No	Not Run		
SP_EST_3	No	Not Run		
SLU_1-NL	No	Not Run		
SLU_2-NL	Yes	Finished		
SLU_5-NL	No	Not Run		
SPINTA_INT_0	No	Not Run		
SP_EST_4	No	Not Run		
SP_EST_5	No	Not Run		
SLU_3-NL	Yes	Finished		
SLU_4-NL	No	Not Run		

Table: Load Pattern Definitions

LoadPat	DesignType	SelfWtMult	AutoLoad	GUID	Notes
SP_EST_1	DEAD	0.000000			
SP_EST_2	DEAD	0.000000			
SP_EST_3	DEAD	0.000000			
SPINTA_INT_0	DEAD	0.000000			
SP_EST_4	DEAD	0.000000			
SP_EST_5	DEAD	0.000000			

Table: Material List 1 - By Object Type

ObjectType	Material	TotalWeight KN	NumPieces
Area	STEEL	902.205	
Link	N.A.	0.000	128

Table: Material List 2 - By Section Property

Section	ObjectType	NumPieces	TotalLength m	TotalWeight KN
DAIFRAMMAALTO	Area			218.556
DIAFRAMMA_BASE	Area			366.723
DIAFRAMMA_MEDIO	Area			250.233
PIATTIINT_BASE	Area			66.694
molle	Link	128		0.000

Table: Material Properties 01 - General, Part 1 of 2

Material	Type	SymType	TempDepend	Color	GUID
A416Gr270	Tendon	Uniaxial	No	Blue	
ALUM	Aluminum	Isotropic	No	Gray8Dark	
CLDFRM	ColdFormed	Isotropic	No	Blue	
CONC	Concrete	Isotropic	No	White	
OTHER	Other	Isotropic	No	Cyan	
REBAR	Rebar	Uniaxial	No	Green	
STEEL	Steel	Isotropic	No	Yellow	

Table: Material Properties 01 - General, Part 2 of 2

Material	Notes
A416Gr270	ASTM A416 Grade 270 added 11.07.2015 12:50:22
ALUM	Aluminum Alloy 6061 T6 added 11.07.2015 12:50:21
CLDFRM	ASTM A653 SQ Grade 50 added 11.07.2015 12:50:21



Autorità Portuale di Taranto
Interventi per il dragaggio di 2,3 M m³ di sedimenti in area Molo Polisettoriale e per la realizzazione di un primo lotto della cassa di colmata funzionale all'ampliamento del V Sporgente del Porto di Taranto

Allegati alla relazione di calcolo strutturale allineamento "BC"

Data 05/2016
Rev. B
c.d.c.: C296A
514B

CONC Normalweight f'c = 4 ksi added 11.07.2015 12:50:21
 OTHER Material added 11.07.2015 12:50:21
 REBAR ASTM A615 Grade 60 added 11.07.2015 12:50:21
 STEEL ASTM A36 added 11.07.2015 12:50:21

Table: Material Properties 02 - Basic Mechanical Properties

Material	UnitWeight KN/m3	UnitMass KN-s2/m4	E1 KN/m2	G12 KN/m2	U12	A1 1/C
A416Gr270	7.6973E+01	7.8490E+00	196500599.9			1.1700E-05
ALUM	2.6602E+01	2.7145E+00	69637054.68	26179343.86	0.330000	2.3580E-05
CLDFRM	7.6973E+01	7.8490E+00	203395357.7	78228983.73	0.300000	1.1700E-05
CONC	2.3563E+01	2.4028E+00	24821128.40	10342136.83	0.200000	9.9000E-06
OTHER	2.3562E+01	2.4007E+00	24821128.40	10342136.83	0.200000	9.9000E-06
REBAR	7.6973E+01	7.8490E+00	199947978.8			1.1700E-05
STEEL	7.8500E+01	7.8500E+00	210000000.0	80769230.77	0.300000	1.2000E-05

Table: Material Properties 03a - Steel Data

Material	Fy KN/m2	Fu KN/m2	EffFy KN/m2	EffFu KN/m2	SSCurveOpt	SSHysType
STEEL	248211.28	399896.00	372316.92	439885.60	User Defined	Kinematic

Table: Material Properties 03b - Concrete Data

Material	Fc KN/m2	LtWtConc	SSCurveOpt	SSHysType	FAngle Degrees	DAngle Degrees
CONC	27579.03		No User Defined	Takeda	0.000	0.000

Table: Material Properties 03c - Aluminum Data

Material	AlumType	Alloy	Fcy KN/m2	Fty KN/m2	Ftu KN/m2	Fsu KN/m2	SSHysType
ALUM	Wrought	6061-T6	241316.53	241316.53	262000.80	165474.19	Kinematic

Table: Material Properties 03d - Cold Formed Data

Material	Fy KN/m2	Fu KN/m2	SSHysType
CLDFRM	248211.28	399895.96	Kinematic

Table: Material Properties 03e - Rebar Data

Material	Fy KN/m2	Fu KN/m2	EffFy KN/m2	EffFu KN/m2	SSCurveOpt	SSHysType
REBAR	413685.47	620528.21	455054.02	682581.03	User Defined	Kinematic

Table: Material Properties 03f - Tendon Data

Material	Fy KN/m2	Fu KN/m2	SSCurveOpt	SSHysType	FinalSlope
A416Gr270	1689905.16	1861584.63	270 ksi	Kinematic	-0.100000

Table: Material Properties 03g - Other Data

Material	SSHysType	FAngle Degrees	DAngle Degrees
OTHER	Elastic	0.000	0.000

Table: Material Properties 04 - User Stress-Strain Curves

Material	Point	Strain	Stress KN/m2	PointID
----------	-------	--------	-----------------	---------



Autorità Portuale di Taranto
 Interventi per il dragaggio di 2,3 M³ di sedimenti in area Molo Polisettoriale e per la realizzazione di un primo lotto della cassa di colmata funzionale all'ampliamento del V Sporgente del Porto di Taranto

Allegati alla relazione di calcolo strutturale allineamento "BC"

Data 05/2016
 Rev. B
 c.d.c.: C296A
 514B

ALUM	1	-0.050000	0.00	-E
ALUM	2	-0.035000	-120658.26	-D
ALUM	3	-0.020000	-241316.53	-C
ALUM	4	-0.003465	-241316.53	-B
ALUM	5	0.000000	0.00	A
ALUM	6	0.003465	241316.53	B
ALUM	7	0.020000	241316.53	
ALUM	8	0.050000	262000.80	C
ALUM	9	0.080000	262000.80	D
ALUM	10	0.100000	241316.53	E
ALUM	11	0.105000	0.00	
CLDFRM	1	-0.050000	0.00	-E
CLDFRM	2	-0.035000	-124105.64	-D
CLDFRM	3	-0.020000	-248211.28	-C
CLDFRM	4	-0.001220	-248211.28	-B
CLDFRM	5	0.000000	0.00	A
CLDFRM	6	0.001220	248211.28	B
CLDFRM	7	0.020000	248211.28	
CLDFRM	8	0.050000	399895.96	C
CLDFRM	9	0.080000	399895.96	D
CLDFRM	10	0.100000	248211.28	E
CLDFRM	11	0.105000	0.00	
CONC	1	-0.024444	0.00	
CONC	2	-0.022222	-5515.81	-E
CONC	3	-0.017778	-5515.81	-D
CONC	4	-0.002222	-27579.03	-C
CONC	5	-0.002000	-27303.24	
CONC	6	-0.001778	-26475.87	-B
CONC	7	-0.001333	-23166.39	
CONC	8	-0.000889	-17650.58	
CONC	9	-0.000444	-9928.45	
CONC	10	0.000000	0.00	A
CONC	11	0.000105	2616.38	
CONC	12	0.000106	0.00	
OTHER	1	-4.029E-08	-1.00	
OTHER	2	0.000000	0.00	A
OTHER	3	4.029E-08	1.00	
REBAR	1	-0.105000	0.00	
REBAR	2	-0.100000	-413685.47	-E
REBAR	3	-0.080000	-620528.21	-D
REBAR	4	-0.050000	-620528.21	-C
REBAR	5	-0.010000	-413685.47	
REBAR	6	-0.002069	-413685.47	-B
REBAR	7	0.000000	0.00	A
REBAR	8	0.002069	413685.47	B
REBAR	9	0.010000	413685.47	
REBAR	10	0.050000	620528.21	C
REBAR	11	0.080000	620528.21	D
REBAR	12	0.100000	413685.47	E
REBAR	13	0.105000	0.00	
STEEL	1	-0.050000	0.00	-E
STEEL	2	-0.035000	-124105.64	-D
STEEL	3	-0.020000	-248211.28	-C
STEEL	4	-0.001241	-248211.28	-B
STEEL	5	0.000000	0.00	A
STEEL	6	0.001241	248211.28	B
STEEL	7	0.020000	248211.28	
STEEL	8	0.050000	399895.96	C
STEEL	9	0.080000	399895.96	D
STEEL	10	0.100000	248211.28	E
STEEL	11	0.105000	0.00	

Table: Material Properties 06 - Damping Parameters

Material	ModalRatio	VisMass 1/Sec	VisStiff Sec	HysMass 1/Sec2	HysStiff
A416Gr270	0.0000	0.0000	0.0000	0.0000	0.000000
ALUM	0.0000	0.0000	0.0000	0.0000	0.000000
CLDFRM	0.0000	0.0000	0.0000	0.0000	0.000000
CONC	0.0000	0.0000	0.0000	0.0000	0.000000
OTHER	0.0000	0.0000	0.0000	0.0000	0.000000
REBAR	0.0000	0.0000	0.0000	0.0000	0.000000
STEEL	0.0000	0.0000	0.0000	0.0000	0.000000

Table: Options - Colors - Display, Part 1 of 4

DeviceType	Points	LinesFrame	LinesFrmExt	LinesCable	LinesTendon	SpringLinks	Restraints
------------	--------	------------	-------------	------------	-------------	-------------	------------



Autorità Portuale di Taranto
Interventi per il dragaggio di 2,3 M m³ di sedimenti in area Molo Polisettoriale e per la realizzazione di un primo lotto della cassa di colmata funzionale all'ampliamento del V Sporgente del Porto di Taranto

Allegati alla relazione di calcolo strutturale allineamento "BC"

Data 05/2016
Rev. B
c.d.c.: C296A
514B



Screen	Yellow	Yellow	Black	Green	Green	Green	Green
Printer	Gray8Dark	Black	Black	Black	Black	Gray8Dark	Gray8Dark
Color Printer	Yellow	Blue	Black	Green	Green	Green	Green

Table: Options - Colors - Display, Part 2 of 4

Releases	Axes	Text	ShadowLines	GuideLines	Highlight	Selection	AreaFillBot	AreaFillTop
Green	Cyan	Green	Gray8Dark	Gray8Dark	Black	Black	Red	16744703
Gray4	Black	Black	Gray4	Gray4	Black	Black	Gray4	Gray8Dark
Green	Cyan	Green	Gray8Dark	Gray8Dark	Black	Black	Red	16744703

Table: Options - Colors - Display, Part 3 of 4

AreaFillSd	AreaEdge	SolidF1	SolidF2	SolidF3	SolidF4	SolidF5	SolidF6	SolidEdge
Black	DarkRed	Red	Blue	Green	Yellow	White	Cyan	DarkRed
Black	Black	Gray1Light	Gray2	Gray3	Gray4	Gray5	Gray6	Black
Black	DarkRed	Red	Blue	Green	Yellow	White	Cyan	DarkRed

Table: Options - Colors - Display, Part 4 of 4

Floor	Background	BGLowLeft	BGLowRight	BGUpRight	Darkness
Black	Black	Black	Black	Black	0.500000
Black	White	Black	Black	Black	0.500000
Black	White	Black	Black	Black	0.500000

Table: Options - Colors - Output, Part 1 of 4

DeviceType	Contour1	Contour2	Contour3	Contour4	Contour5	Contour6	Contour7
Screen	13107400	6553828	Red	16639	Orange	43775	54527
Printer	Black	3158064	4210752	5263440	6316128	7368816	Gray8Dark
Color Printer	13107400	6553828	Red	16639	Orange	43775	54527

Table: Options - Colors - Output, Part 2 of 4

Contour8	Contour9	Contour10	Contour11	Contour12	Contour13	Contour14	Contour15	Transpare
Yellow	65408	Green	8453888	Cyan	16755200	16733440	Blue	0.500000
Gray7	Gray6	Gray5	Gray4	Gray3	Gray2	Gray1Light	White	0.000000
Yellow	65408	Green	8453888	Cyan	16755200	16733440	Blue	0.500000

Table: Options - Colors - Output, Part 3 of 4

Ratio1	Ratio2	Ratio3	Ratio4	Ratio5	RatioNotD	RatioNotC	RatioVal1	RatioVal2
Cyan	Green	Yellow	Orange	Red	Gray4	Red	0.500000	0.700000
Gray2	Gray4	Gray8Dark	4210752	Black	Gray4	Black	0.500000	0.700000
Cyan	Green	Yellow	Orange	Red	Gray4	Red	0.500000	0.700000

Table: Options - Colors - Output, Part 4 of 4

RatioVal3	RatioVal4	DFillPos	DFillNeg	DFillRPos	DFillRNeg
0.900000	1.000000	Yellow	Red	Blue	Cyan
0.900000	1.000000	Gray8Dark	Gray8Dark	4210752	4210752
0.900000	1.000000	Red	Red	Blue	Blue

Table: Preferences - Aluminum Design - AA-ASD 2000

THDesign	FrameType	SRatioLimit	MaxIter	LatFact	UseLatFact	Bridge
----------	-----------	-------------	---------	---------	------------	--------



Autorità Portuale di Taranto
 Interventi per il dragaggio di 2,3 M m³ di sedimenti in area Molo Polisettoriale e per la realizzazione di un primo lotto della cassa di colmata funzionale all'ampliamento del V Sporgente del Porto di Taranto

Allegati alla relazione di calcolo strutturale allineamento "BC"

Data 05/2016
 Rev. B
 c.d.c.: C296A
 514B



Envelopes Moment Frame 1.000000 1 1.333333 No No

Table: Preferences - Cold Formed Design - AISI-ASD96, Part 1 of 2

THDesign	FrameType	SRatioLimit	MaxIter	OmegaBS	OmegaBUS	OmegaBLTB	OmegaVS	OmegaVNS
Envelopes Braced Frame		1.000000	1	1.670000	1.670000	1.670000	1.670000	1.500000

Table: Preferences - Cold Formed Design - AISI-ASD96, Part 2 of 2

OmegaT	OmegaC
1.670000	1.800000

Table: Preferences - Concrete Design - ACI 318-05/IBC2003, Part 1 of 2

THDesign	NumCurves	NumPoints	MinEccen	PatLLF	UFLimit	SeisCat	PhiT	PhiCTied
Envelopes	24	11	No	0.750000	0.950000	D	0.900000	0.650000

Table: Preferences - Concrete Design - ACI 318-05/IBC2003, Part 2 of 2

PhiCSpiral	PhiV	PhiVSeismic	PhiVJoint
0.700000	0.750000	0.600000	0.850000

Table: Preferences - Dimensional, Part 1 of 2

MergeTol	FineGrid	Nudge	SelectTol	SnapTol	SLineThick	PLineThick	MaxFont	MinFont
m	m	m						
0.001000	0.250000	0.250000	3	12	1	4	12	6

Table: Preferences - Dimensional, Part 2 of 2

AutoZoom	ShrinkFact	TextFileLen
10	70	240

Table: Preferences - Steel Design - AISC-LRFD93, Part 1 of 2

THDesign	FrameType	PatLLF	SRatioLimit	MaxIter	PhiB	PhiC	PhiT	PhiV
Envelopes Moment Frame		0.750000	0.950000	1	0.900000	0.850000	0.900000	0.900000

Table: Preferences - Steel Design - AISC-LRFD93, Part 2 of 2

PhiCA	CheckDefl	DLRat	SDLandLLRat	LLRat	TotalRat	NetRat
0.900000	Yes	120.000000	120.000000	360.000000	240.000000	240.000000

Table: Project Information

Item	Data
Company Name	
Client Name	
Project Name	
Project Number	
Model Name	
Model Description	
Revision Number	
Frame Type	
Engineer	



Autorità Portuale di Taranto
 Interventi per il dragaggio di 2,3 M m³ di sedimenti in area Molo Polisettoriale e per la realizzazione di un primo lotto della cassa di colmata funzionale all'ampliamento del V Sporgente del Porto di Taranto

Allegati alla relazione di calcolo strutturale allineamento "BC"

Data 05/2016
 Rev. B
 c.d.c.: C296A
 514B

Checker
Supervisor
Issue Code
Design Code

Table: Material Properties 06 - Damping Parameters

Material	ModalRatio	VisMass 1/Sec	VisStiff Sec	HysMass 1/Sec2	HysStiff
STEEL	0.0000	0.0000	0.0000	0.0000	0.000000

Table: Element Stresses - Area Shells

Area	AreaElem	ShellType	Joint	OutputCase	CaseType	S11Top KN/m2	S12Top KN/m2
2	893	Shell-Thick	SX191	CEDIMENTI	LinStatic	5295.46	20070.89
2	893	Shell-Thick	SX177	CEDIMENTI	LinStatic	-1738.43	-5275.88
2	893	Shell-Thick	DX177	CEDIMENTI	LinStatic	1330.82	-5879.85
2	893	Shell-Thick	DX191	CEDIMENTI	LinStatic	-5542.48	19466.93
3	1	Shell-Thick	DX380	CEDIMENTI	LinStatic	-102807.68	-1415.14
3	1	Shell-Thick	DX367	CEDIMENTI	LinStatic	-96778.61	-1722.83
3	1	Shell-Thick	DX368	CEDIMENTI	LinStatic	22534.44	-5162.81
3	1	Shell-Thick	DX381	CEDIMENTI	LinStatic	20464.67	-4855.12
5	2	Shell-Thick	DX383	CEDIMENTI	LinStatic	-17989.15	-4704.25
5	2	Shell-Thick	DX370	CEDIMENTI	LinStatic	-20119.89	-5161.22
5	2	Shell-Thick	DX371	CEDIMENTI	LinStatic	80692.93	-2085.67
5	2	Shell-Thick	DX384	CEDIMENTI	LinStatic	86508.75	-1628.70
6	3	Shell-Thick	DX384	CEDIMENTI	LinStatic	-86350.93	-1685.69
6	3	Shell-Thick	DX371	CEDIMENTI	LinStatic	-80545.90	-2021.63
6	3	Shell-Thick	DX372	CEDIMENTI	LinStatic	19937.11	-5088.64
6	3	Shell-Thick	DX385	CEDIMENTI	LinStatic	17806.72	-4752.70
8	4	Shell-Thick	DX387	CEDIMENTI	LinStatic	-20341.28	-4780.22
8	4	Shell-Thick	DX374	CEDIMENTI	LinStatic	-22498.14	-5226.25
8	4	Shell-Thick	DX375	CEDIMENTI	LinStatic	98216.69	-1737.13
8	4	Shell-Thick	DX388	CEDIMENTI	LinStatic	104317.12	-1291.10
11	5	Shell-Thick	DX367	CEDIMENTI	LinStatic	-96137.68	-1708.73
11	5	Shell-Thick	DX354	CEDIMENTI	LinStatic	-90238.81	-2187.40
11	5	Shell-Thick	DX355	CEDIMENTI	LinStatic	23178.59	-6030.76
11	5	Shell-Thick	DX368	CEDIMENTI	LinStatic	21953.66	-5552.09
13	6	Shell-Thick	DX370	CEDIMENTI	LinStatic	-19575.75	-5570.18
13	6	Shell-Thick	DX357	CEDIMENTI	LinStatic	-20574.46	-6093.53
13	6	Shell-Thick	DX358	CEDIMENTI	LinStatic	74778.45	-2863.44
13	6	Shell-Thick	DX371	CEDIMENTI	LinStatic	80072.51	-2340.09
14	7	Shell-Thick	DX371	CEDIMENTI	LinStatic	-79942.36	-2271.82
14	7	Shell-Thick	DX358	CEDIMENTI	LinStatic	-74641.28	-2926.10
14	7	Shell-Thick	DX359	CEDIMENTI	LinStatic	20466.73	-6153.31
14	7	Shell-Thick	DX372	CEDIMENTI	LinStatic	19468.82	-5499.03
16	8	Shell-Thick	DX374	CEDIMENTI	LinStatic	-21866.62	-5628.31
16	8	Shell-Thick	DX361	CEDIMENTI	LinStatic	-23235.50	-5969.69
16	8	Shell-Thick	DX362	CEDIMENTI	LinStatic	91513.05	-2058.05
16	8	Shell-Thick	DX375	CEDIMENTI	LinStatic	97530.51	-1716.66
19	9	Shell-Thick	DX354	CEDIMENTI	LinStatic	-89600.87	-2521.13
19	9	Shell-Thick	DX341	CEDIMENTI	LinStatic	-83724.51	-2728.02
19	9	Shell-Thick	DX342	CEDIMENTI	LinStatic	23036.55	-6236.49
19	9	Shell-Thick	DX355	CEDIMENTI	LinStatic	22302.78	-6029.60
21	10	Shell-Thick	DX357	CEDIMENTI	LinStatic	-19868.38	-6183.57
21	10	Shell-Thick	DX344	CEDIMENTI	LinStatic	-20209.30	-6568.86
21	10	Shell-Thick	DX345	CEDIMENTI	LinStatic	69038.46	-3747.90
21	10	Shell-Thick	DX358	CEDIMENTI	LinStatic	74096.87	-3362.60
22	11	Shell-Thick	DX358	CEDIMENTI	LinStatic	-73937.26	-3431.88
22	11	Shell-Thick	DX345	CEDIMENTI	LinStatic	-68905.15	-3669.31
22	11	Shell-Thick	DX346	CEDIMENTI	LinStatic	20018.84	-6478.06
22	11	Shell-Thick	DX359	CEDIMENTI	LinStatic	19683.07	-6240.62
24	12	Shell-Thick	DX361	CEDIMENTI	LinStatic	-22420.62	-5887.56
24	12	Shell-Thick	DX348	CEDIMENTI	LinStatic	-22990.67	-6266.07
24	12	Shell-Thick	DX349	CEDIMENTI	LinStatic	85255.42	-2850.61
24	12	Shell-Thick	DX362	CEDIMENTI	LinStatic	90936.86	-2472.10
27	13	Shell-Thick	DX341	CEDIMENTI	LinStatic	-83083.77	-2818.47
27	13	Shell-Thick	DX328	CEDIMENTI	LinStatic	-77555.94	-3272.63
27	13	Shell-Thick	DX329	CEDIMENTI	LinStatic	22320.67	-6936.74
27	13	Shell-Thick	DX342	CEDIMENTI	LinStatic	22244.26	-6482.57
29	14	Shell-Thick	DX344	CEDIMENTI	LinStatic	-19556.27	-6904.32
29	14	Shell-Thick	DX331	CEDIMENTI	LinStatic	-19242.09	-7322.29
29	14	Shell-Thick	DX332	CEDIMENTI	LinStatic	63653.07	-4415.33
29	14	Shell-Thick	DX345	CEDIMENTI	LinStatic	68284.78	-3997.36
30	15	Shell-Thick	DX345	CEDIMENTI	LinStatic	-68169.18	-3908.31
30	15	Shell-Thick	DX332	CEDIMENTI	LinStatic	-63514.71	-4499.56



Autorità Portuale di Taranto
Interventi per il dragaggio di 2,3 M³ di sedimenti in area Molo Polisettoriale e per la realizzazione di un primo lotto della cassa di colmata funzionale all'ampliamento del V Sporgente del Porto di Taranto

Allegati alla relazione di calcolo strutturale allineamento "BC"

Data 05/2016
Rev. B
c.d.c.: C296A
514B

30	15	Shell-Thick	DX333	CEDIMENTI	LinStatic	19158.77	-7410.31
30	15	Shell-Thick	DX346	CEDIMENTI	LinStatic	19465.69	-6819.07
32	16	Shell-Thick	DX348	CEDIMENTI	LinStatic	-22122.65	-6625.38
32	16	Shell-Thick	DX335	CEDIMENTI	LinStatic	-22456.39	-6877.87
32	16	Shell-Thick	DX336	CEDIMENTI	LinStatic	78819.13	-3085.45
32	16	Shell-Thick	DX349	CEDIMENTI	LinStatic	84560.05	-2832.97
35	17	Shell-Thick	DX328	CEDIMENTI	LinStatic	-76893.98	-3485.05
35	17	Shell-Thick	DX315	CEDIMENTI	LinStatic	-71425.03	-3625.07
35	17	Shell-Thick	DX316	CEDIMENTI	LinStatic	21103.91	-7203.44
35	17	Shell-Thick	DX329	CEDIMENTI	LinStatic	21286.96	-7063.42
37	18	Shell-Thick	DX331	CEDIMENTI	LinStatic	-18495.45	-7498.35
37	18	Shell-Thick	DX318	CEDIMENTI	LinStatic	-17835.64	-7824.69
37	18	Shell-Thick	DX319	CEDIMENTI	LinStatic	58401.09	-5078.36
37	18	Shell-Thick	DX332	CEDIMENTI	LinStatic	62885.14	-4752.02
38	19	Shell-Thick	DX332	CEDIMENTI	LinStatic	-62724.12	-4849.69
38	19	Shell-Thick	DX319	CEDIMENTI	LinStatic	-58276.06	-4971.15
38	19	Shell-Thick	DX320	CEDIMENTI	LinStatic	17638.03	-7701.78
38	19	Shell-Thick	DX333	CEDIMENTI	LinStatic	18300.30	-7580.32
40	20	Shell-Thick	DX335	CEDIMENTI	LinStatic	-21531.84	-6843.81
40	20	Shell-Thick	DX322	CEDIMENTI	LinStatic	-21033.82	-7234.82
40	20	Shell-Thick	DX323	CEDIMENTI	LinStatic	73127.55	-3844.53
40	20	Shell-Thick	DX336	CEDIMENTI	LinStatic	78229.88	-3453.51
42	845	Shell-Thick	DX23	CEDIMENTI	LinStatic	134696.95	4517.18
42	845	Shell-Thick	DX36	CEDIMENTI	LinStatic	129320.43	3744.75
42	845	Shell-Thick	SX36	CEDIMENTI	LinStatic	-129291.62	3743.90
42	845	Shell-Thick	SX23	CEDIMENTI	LinStatic	-134703.58	4516.33
43	21	Shell-Thick	DX315	CEDIMENTI	LinStatic	-70762.44	-3770.26
43	21	Shell-Thick	DX302	CEDIMENTI	LinStatic	-65561.30	-4176.34
43	21	Shell-Thick	DX303	CEDIMENTI	LinStatic	19561.55	-7727.52
43	21	Shell-Thick	DX316	CEDIMENTI	LinStatic	20204.00	-7321.45
44	846	Shell-Thick	DX36	CEDIMENTI	LinStatic	126622.28	3855.00
44	846	Shell-Thick	DX49	CEDIMENTI	LinStatic	120216.49	3167.70
44	846	Shell-Thick	SX49	CEDIMENTI	LinStatic	-120206.01	3146.34
44	846	Shell-Thick	SX36	CEDIMENTI	LinStatic	-126591.92	3833.64
45	22	Shell-Thick	DX318	CEDIMENTI	LinStatic	-17134.04	-8020.74
45	22	Shell-Thick	DX305	CEDIMENTI	LinStatic	-15912.48	-8345.43
45	22	Shell-Thick	DX306	CEDIMENTI	LinStatic	53513.55	-5685.64
45	22	Shell-Thick	DX319	CEDIMENTI	LinStatic	57583.08	-5360.95
46	23	Shell-Thick	DX319	CEDIMENTI	LinStatic	-57478.87	-5238.17
46	23	Shell-Thick	DX306	CEDIMENTI	LinStatic	-53363.92	-5808.53
46	23	Shell-Thick	DX307	CEDIMENTI	LinStatic	15877.79	-8476.83
46	23	Shell-Thick	DX320	CEDIMENTI	LinStatic	17079.80	-7906.47
48	24	Shell-Thick	DX322	CEDIMENTI	LinStatic	-19999.18	-7550.35
48	24	Shell-Thick	DX309	CEDIMENTI	LinStatic	-19749.32	-7650.30
48	24	Shell-Thick	DX310	CEDIMENTI	LinStatic	66891.14	-3904.01
48	24	Shell-Thick	DX323	CEDIMENTI	LinStatic	72413.02	-3804.05
51	25	Shell-Thick	DX302	CEDIMENTI	LinStatic	-64974.97	-4312.84
51	25	Shell-Thick	DX289	CEDIMENTI	LinStatic	-59896.88	-4467.08
51	25	Shell-Thick	DX290	CEDIMENTI	LinStatic	17516.89	-8064.41
51	25	Shell-Thick	DX303	CEDIMENTI	LinStatic	18442.50	-7910.17
53	26	Shell-Thick	DX305	CEDIMENTI	LinStatic	-15134.66	-8555.94
53	26	Shell-Thick	DX292	CEDIMENTI	LinStatic	-13628.64	-8863.06
53	26	Shell-Thick	DX293	CEDIMENTI	LinStatic	48671.98	-6163.03
53	26	Shell-Thick	DX306	CEDIMENTI	LinStatic	52685.61	-5855.91
54	27	Shell-Thick	DX306	CEDIMENTI	LinStatic	-52517.45	-5997.12
54	27	Shell-Thick	DX293	CEDIMENTI	LinStatic	-48537.71	-6017.67
54	27	Shell-Thick	DX294	CEDIMENTI	LinStatic	13443.26	-8704.21
54	27	Shell-Thick	DX307	CEDIMENTI	LinStatic	14931.81	-8683.66
56	28	Shell-Thick	DX309	CEDIMENTI	LinStatic	-18819.36	-7636.79
56	28	Shell-Thick	DX296	CEDIMENTI	LinStatic	-17554.03	-8170.93
56	28	Shell-Thick	DX297	CEDIMENTI	LinStatic	61721.84	-4770.46
56	28	Shell-Thick	DX310	CEDIMENTI	LinStatic	66390.13	-4236.33
59	29	Shell-Thick	DX289	CEDIMENTI	LinStatic	-59186.60	-4729.85
59	29	Shell-Thick	DX276	CEDIMENTI	LinStatic	-54107.91	-4835.08
59	29	Shell-Thick	DX277	CEDIMENTI	LinStatic	15273.53	-8320.80
59	29	Shell-Thick	DX290	CEDIMENTI	LinStatic	16521.48	-8215.57
61	30	Shell-Thick	DX292	CEDIMENTI	LinStatic	-12874.71	-9036.21
61	30	Shell-Thick	DX279	CEDIMENTI	LinStatic	-10496.88	-8977.14
61	30	Shell-Thick	DX280	CEDIMENTI	LinStatic	44336.76	-6591.34
61	30	Shell-Thick	DX293	CEDIMENTI	LinStatic	47778.77	-6650.41
62	31	Shell-Thick	DX293	CEDIMENTI	LinStatic	-47673.06	-6486.71
62	31	Shell-Thick	DX280	CEDIMENTI	LinStatic	-44155.21	-6771.25
62	31	Shell-Thick	DX281	CEDIMENTI	LinStatic	10546.65	-9172.38
62	31	Shell-Thick	DX294	CEDIMENTI	LinStatic	12889.52	-8887.84
64	32	Shell-Thick	DX296	CEDIMENTI	LinStatic	-16342.35	-8529.96
64	32	Shell-Thick	DX283	CEDIMENTI	LinStatic	-15511.17	-8205.26
64	32	Shell-Thick	DX284	CEDIMENTI	LinStatic	55585.11	-4527.85
64	32	Shell-Thick	DX297	CEDIMENTI	LinStatic	60963.17	-4852.55
67	33	Shell-Thick	DX276	CEDIMENTI	LinStatic	-66947.60	-3364.95
67	33	Shell-Thick	DX263	CEDIMENTI	LinStatic	-60202.26	-3221.13
67	33	Shell-Thick	DX264	CEDIMENTI	LinStatic	19970.86	-9057.41

67	33	Shell-Thick	DX277	CEDIMENTI	LinStatic	17555.67	-9201.23
69	34	Shell-Thick	DX279	CEDIMENTI	LinStatic	-12168.78	-9861.40
69	34	Shell-Thick	DX266	CEDIMENTI	LinStatic	-14262.68	-9808.86
69	34	Shell-Thick	DX267	CEDIMENTI	LinStatic	48159.59	-4792.52
69	34	Shell-Thick	DX280	CEDIMENTI	LinStatic	54372.95	-4845.06
70	35	Shell-Thick	DX280	CEDIMENTI	LinStatic	-54149.49	-5083.73
70	35	Shell-Thick	DX267	CEDIMENTI	LinStatic	-47947.76	-4567.40
70	35	Shell-Thick	DX268	CEDIMENTI	LinStatic	14043.06	-9591.02
70	35	Shell-Thick	DX281	CEDIMENTI	LinStatic	11909.49	-10107.36
72	36	Shell-Thick	DX283	CEDIMENTI	LinStatic	-18226.85	-8821.78
72	36	Shell-Thick	DX270	CEDIMENTI	LinStatic	-20226.08	-9357.04
72	36	Shell-Thick	DX271	CEDIMENTI	LinStatic	62677.15	-3741.23
72	36	Shell-Thick	DX284	CEDIMENTI	LinStatic	68930.08	-3205.97
75	37	Shell-Thick	DX263	CEDIMENTI	LinStatic	-59525.72	-3411.52
75	37	Shell-Thick	DX250	CEDIMENTI	LinStatic	-53029.35	-3969.07
75	37	Shell-Thick	DX251	CEDIMENTI	LinStatic	20956.20	-9919.23
75	37	Shell-Thick	DX264	CEDIMENTI	LinStatic	18992.42	-9361.68
77	38	Shell-Thick	DX266	CEDIMENTI	LinStatic	-13508.26	-10020.66
77	38	Shell-Thick	DX253	CEDIMENTI	LinStatic	-14414.23	-10429.64
77	38	Shell-Thick	DX254	CEDIMENTI	LinStatic	41890.90	-5695.86
77	38	Shell-Thick	DX267	CEDIMENTI	LinStatic	47199.51	-5286.88
78	39	Shell-Thick	DX267	CEDIMENTI	LinStatic	-47028.66	-5056.69
78	39	Shell-Thick	DX254	CEDIMENTI	LinStatic	-41677.71	-5961.94
78	39	Shell-Thick	DX255	CEDIMENTI	LinStatic	14487.57	-10707.11
78	39	Shell-Thick	DX268	CEDIMENTI	LinStatic	13590.92	-9801.86
79	847	Shell-Thick	DX49	CEDIMENTI	LinStatic	116631.20	3259.40
79	847	Shell-Thick	DX62	CEDIMENTI	LinStatic	109569.72	2799.97
79	847	Shell-Thick	SX62	CEDIMENTI	LinStatic	-109542.66	2837.25
79	847	Shell-Thick	SX49	CEDIMENTI	LinStatic	-116623.48	3296.68
80	40	Shell-Thick	DX270	CEDIMENTI	LinStatic	-18842.88	-9957.97
80	40	Shell-Thick	DX257	CEDIMENTI	LinStatic	-21405.77	-9777.47
80	40	Shell-Thick	DX258	CEDIMENTI	LinStatic	54986.67	-3520.95
80	40	Shell-Thick	DX271	CEDIMENTI	LinStatic	61942.04	-3701.44
81	894	Shell-Thick	SX187	CEDIMENTI	LinStatic	5100.57	16448.49
81	894	Shell-Thick	SX173	CEDIMENTI	LinStatic	-70.01	-4984.98
81	894	Shell-Thick	DX173	CEDIMENTI	LinStatic	534.19	-4967.19
81	894	Shell-Thick	DX187	CEDIMENTI	LinStatic	-5158.95	16466.29
83	41	Shell-Thick	DX250	CEDIMENTI	LinStatic	-52321.70	-4071.62
83	41	Shell-Thick	DX237	CEDIMENTI	LinStatic	-45952.03	-4195.99
83	41	Shell-Thick	DX238	CEDIMENTI	LinStatic	21642.23	-10329.36
83	41	Shell-Thick	DX251	CEDIMENTI	LinStatic	19664.17	-10204.99
85	42	Shell-Thick	DX253	CEDIMENTI	LinStatic	-13423.07	-10836.56
85	42	Shell-Thick	DX240	CEDIMENTI	LinStatic	-14756.03	-10915.62
85	42	Shell-Thick	DX241	CEDIMENTI	LinStatic	35067.30	-5691.24
85	42	Shell-Thick	DX254	CEDIMENTI	LinStatic	40910.14	-5612.18
86	43	Shell-Thick	DX254	CEDIMENTI	LinStatic	-40693.98	-5864.80
86	43	Shell-Thick	DX241	CEDIMENTI	LinStatic	-34858.15	-5462.60
86	43	Shell-Thick	DX242	CEDIMENTI	LinStatic	14568.15	-10750.36
86	43	Shell-Thick	DX255	CEDIMENTI	LinStatic	13160.44	-11152.56
87	895	Shell-Thick	DX175	CEDIMENTI	LinStatic	-1626.54	-5596.32
87	895	Shell-Thick	SX175	CEDIMENTI	LinStatic	1561.81	-5513.69
87	895	Shell-Thick	SX187	CEDIMENTI	LinStatic	-5339.45	19806.61
87	895	Shell-Thick	DX187	CEDIMENTI	LinStatic	5389.68	19723.97
88	44	Shell-Thick	DX257	CEDIMENTI	LinStatic	-20703.55	-9824.46
88	44	Shell-Thick	DX244	CEDIMENTI	LinStatic	-22227.67	-10992.77
88	44	Shell-Thick	DX245	CEDIMENTI	LinStatic	48627.25	-5052.25
88	44	Shell-Thick	DX258	CEDIMENTI	LinStatic	54421.09	-3883.95
89	896	Shell-Thick	DX179	CEDIMENTI	LinStatic	-789.21	-5786.87
89	896	Shell-Thick	SX179	CEDIMENTI	LinStatic	62.46	-4248.86
89	896	Shell-Thick	SX191	CEDIMENTI	LinStatic	-4563.20	17227.31
89	896	Shell-Thick	DX191	CEDIMENTI	LinStatic	5482.78	15689.31
91	45	Shell-Thick	DX237	CEDIMENTI	LinStatic	-45236.66	-4382.58
91	45	Shell-Thick	DX224	CEDIMENTI	LinStatic	-39450.84	-4824.23
91	45	Shell-Thick	DX225	CEDIMENTI	LinStatic	22359.35	-10944.36
91	45	Shell-Thick	DX238	CEDIMENTI	LinStatic	20685.52	-10502.71
93	46	Shell-Thick	DX240	CEDIMENTI	LinStatic	-13990.12	-10734.58
93	46	Shell-Thick	DX227	CEDIMENTI	LinStatic	-14337.73	-11074.80
93	46	Shell-Thick	DX228	CEDIMENTI	LinStatic	29318.12	-6523.24
93	46	Shell-Thick	DX241	CEDIMENTI	LinStatic	34067.90	-6183.02
94	47	Shell-Thick	DX241	CEDIMENTI	LinStatic	-33891.22	-6009.35
94	47	Shell-Thick	DX228	CEDIMENTI	LinStatic	-29308.16	-6738.76
94	47	Shell-Thick	DX229	CEDIMENTI	LinStatic	14172.22	-11218.60
94	47	Shell-Thick	DX242	CEDIMENTI	LinStatic	14068.89	-10489.19
96	48	Shell-Thick	DX244	CEDIMENTI	LinStatic	-20597.00	-11486.88
96	48	Shell-Thick	DX231	CEDIMENTI	LinStatic	-22961.18	-10721.79
96	48	Shell-Thick	DX232	CEDIMENTI	LinStatic	41628.53	-4232.06
96	48	Shell-Thick	DX245	CEDIMENTI	LinStatic	47838.57	-4997.15
99	49	Shell-Thick	DX224	CEDIMENTI	LinStatic	-38820.42	-4863.82
99	49	Shell-Thick	DX211	CEDIMENTI	LinStatic	-32949.90	-4875.84
99	49	Shell-Thick	DX212	CEDIMENTI	LinStatic	23683.79	-11274.75
99	49	Shell-Thick	DX225	CEDIMENTI	LinStatic	21280.23	-11262.74


Autorità Portuale di Taranto

Interventi per il dragaggio di 2,3 M³ di sedimenti in area Molo Polisettoriale e per la realizzazione di un primo lotto della cassa di colmata funzionale all'ampliamento del V Sporgente del Porto di Taranto

Allegati alla relazione di calcolo strutturale allineamento "BC"

Data 05/2016
 Rev. B
 c.d.c.: C296A
 514B

101	50	Shell-Thick	DX227	CEDIMENTI	LinStatic	-13257.46	-11623.03
101	50	Shell-Thick	DX214	CEDIMENTI	LinStatic	-14530.38	-11499.57
101	50	Shell-Thick	DX215	CEDIMENTI	LinStatic	22933.50	-6121.53
101	50	Shell-Thick	DX228	CEDIMENTI	LinStatic	28373.93	-6244.98
102	51	Shell-Thick	DX228	CEDIMENTI	LinStatic	-28357.16	-6312.47
102	51	Shell-Thick	DX215	CEDIMENTI	LinStatic	-22691.35	-6063.12
102	51	Shell-Thick	DX216	CEDIMENTI	LinStatic	14518.81	-11683.47
102	51	Shell-Thick	DX229	CEDIMENTI	LinStatic	12923.59	-11932.81
104	52	Shell-Thick	DX231	CEDIMENTI	LinStatic	-23046.22	-10730.75
104	52	Shell-Thick	DX218	CEDIMENTI	LinStatic	-24627.99	-12719.80
104	52	Shell-Thick	DX219	CEDIMENTI	LinStatic	36139.28	-6533.94
104	52	Shell-Thick	DX232	CEDIMENTI	LinStatic	41023.85	-4544.89
107	53	Shell-Thick	DX211	CEDIMENTI	LinStatic	-32416.09	-5075.02
107	53	Shell-Thick	DX198	CEDIMENTI	LinStatic	-27173.83	-5420.26
107	53	Shell-Thick	DX199	CEDIMENTI	LinStatic	25461.18	-11720.56
107	53	Shell-Thick	DX212	CEDIMENTI	LinStatic	22934.21	-11375.32
109	54	Shell-Thick	DX214	CEDIMENTI	LinStatic	-13877.47	-11171.60
109	54	Shell-Thick	DX201	CEDIMENTI	LinStatic	-14658.11	-11495.71
109	54	Shell-Thick	DX202	CEDIMENTI	LinStatic	17467.04	-7003.72
109	54	Shell-Thick	DX215	CEDIMENTI	LinStatic	22046.95	-6679.61
110	55	Shell-Thick	DX215	CEDIMENTI	LinStatic	-21821.74	-6784.83
110	55	Shell-Thick	DX202	CEDIMENTI	LinStatic	-17441.16	-6912.43
110	55	Shell-Thick	DX203	CEDIMENTI	LinStatic	14368.72	-11300.81
110	55	Shell-Thick	DX216	CEDIMENTI	LinStatic	13814.26	-11173.21
112	56	Shell-Thick	DX218	CEDIMENTI	LinStatic	-22748.96	-10886.73
112	56	Shell-Thick	DX205	CEDIMENTI	LinStatic	-17879.91	-9353.45
112	56	Shell-Thick	DX206	CEDIMENTI	LinStatic	37895.51	-7251.22
112	56	Shell-Thick	DX219	CEDIMENTI	LinStatic	35303.34	-8784.50
115	57	Shell-Thick	DX198	CEDIMENTI	LinStatic	-26604.65	-5379.31
115	57	Shell-Thick	DX185	CEDIMENTI	LinStatic	-22320.83	-5268.24
115	57	Shell-Thick	DX186	CEDIMENTI	LinStatic	27586.09	-11982.63
115	57	Shell-Thick	DX199	CEDIMENTI	LinStatic	24835.11	-12093.71
117	58	Shell-Thick	DX201	CEDIMENTI	LinStatic	-13774.82	-12434.82
117	58	Shell-Thick	DX188	CEDIMENTI	LinStatic	-14461.08	-12616.35
117	58	Shell-Thick	DX189	CEDIMENTI	LinStatic	12782.55	-6707.57
117	58	Shell-Thick	DX202	CEDIMENTI	LinStatic	16692.89	-6526.05
118	59	Shell-Thick	DX202	CEDIMENTI	LinStatic	-16683.52	-6386.11
118	59	Shell-Thick	DX189	CEDIMENTI	LinStatic	-12837.20	-6837.18
118	59	Shell-Thick	DX190	CEDIMENTI	LinStatic	14501.22	-12739.52
118	59	Shell-Thick	DX203	CEDIMENTI	LinStatic	13680.34	-12288.45
120	60	Shell-Thick	DX205	CEDIMENTI	LinStatic	-17874.54	-13610.81
120	60	Shell-Thick	DX192	CEDIMENTI	LinStatic	-27858.65	-13295.76
120	60	Shell-Thick	DX193	CEDIMENTI	LinStatic	25664.20	-2487.39
120	60	Shell-Thick	DX206	CEDIMENTI	LinStatic	37377.00	-2802.43
123	61	Shell-Thick	DX185	CEDIMENTI	LinStatic	-21828.14	-5009.90
123	61	Shell-Thick	DX172	CEDIMENTI	LinStatic	-16625.78	-7755.36
123	61	Shell-Thick	DX173	CEDIMENTI	LinStatic	32554.08	-13264.54
123	61	Shell-Thick	DX186	CEDIMENTI	LinStatic	27448.69	-10519.08
125	62	Shell-Thick	DX188	CEDIMENTI	LinStatic	-15275.35	-11747.64
125	62	Shell-Thick	DX175	CEDIMENTI	LinStatic	-17154.10	-14872.70
125	62	Shell-Thick	DX176	CEDIMENTI	LinStatic	7609.40	-11059.82
125	62	Shell-Thick	DX189	CEDIMENTI	LinStatic	12101.94	-7934.76
126	63	Shell-Thick	DX189	CEDIMENTI	LinStatic	-12229.70	-8060.21
126	63	Shell-Thick	DX176	CEDIMENTI	LinStatic	-7648.84	-10941.20
126	63	Shell-Thick	DX177	CEDIMENTI	LinStatic	17213.00	-14730.43
126	63	Shell-Thick	DX190	CEDIMENTI	LinStatic	15134.86	-11849.44
128	64	Shell-Thick	DX192	CEDIMENTI	LinStatic	-27823.55	-10099.68
128	64	Shell-Thick	DX179	CEDIMENTI	LinStatic	-34155.89	-13350.86
128	64	Shell-Thick	DX180	CEDIMENTI	LinStatic	19104.99	-7357.56
128	64	Shell-Thick	DX193	CEDIMENTI	LinStatic	25453.03	-4106.37
131	65	Shell-Thick	DX172	CEDIMENTI	LinStatic	-18871.62	-8272.76
131	65	Shell-Thick	DX159	CEDIMENTI	LinStatic	-9989.89	-9115.75
131	65	Shell-Thick	DX160	CEDIMENTI	LinStatic	28222.41	-10214.14
131	65	Shell-Thick	DX173	CEDIMENTI	LinStatic	34934.33	-9371.15
133	66	Shell-Thick	DX175	CEDIMENTI	LinStatic	-17537.47	-11645.33
133	66	Shell-Thick	DX162	CEDIMENTI	LinStatic	-13870.37	-12327.06
133	66	Shell-Thick	DX163	CEDIMENTI	LinStatic	1961.08	-14612.12
133	66	Shell-Thick	DX176	CEDIMENTI	LinStatic	7235.29	-13930.39
134	67	Shell-Thick	DX176	CEDIMENTI	LinStatic	-7348.71	-13790.93
134	67	Shell-Thick	DX163	CEDIMENTI	LinStatic	-2033.79	-14717.78
134	67	Shell-Thick	DX164	CEDIMENTI	LinStatic	14182.46	-12420.75
134	67	Shell-Thick	DX177	CEDIMENTI	LinStatic	17777.60	-11493.91
135	848	Shell-Thick	DX56	CEDIMENTI	LinStatic	-110134.32	2813.87
135	848	Shell-Thick	DX43	CEDIMENTI	LinStatic	-117244.83	3226.29
135	848	Shell-Thick	SX43	CEDIMENTI	LinStatic	116298.36	3311.08
135	848	Shell-Thick	SX56	CEDIMENTI	LinStatic	109241.86	2898.66
136	68	Shell-Thick	DX179	CEDIMENTI	LinStatic	-36699.34	-9072.62
136	68	Shell-Thick	DX166	CEDIMENTI	LinStatic	-29565.55	-9860.70
136	68	Shell-Thick	DX167	CEDIMENTI	LinStatic	13707.58	-9060.04
136	68	Shell-Thick	DX180	CEDIMENTI	LinStatic	21928.84	-8271.96
137	849	Shell-Thick	DX43	CEDIMENTI	LinStatic	-120810.90	3143.91


Autorità Portuale di Taranto

Interventi per il dragaggio di 2,3 M³ di sedimenti in area Molo Polisettoriale e per la realizzazione di un primo lotto della cassa di colmata funzionale all'ampliamento del V Sporgente del Porto di Taranto

Allegati alla relazione di calcolo strutturale allineamento "BC"

Data 05/2016
Rev. B
c.d.c.: C296A
514B

137	849	Shell-Thick	DX30	CEDIMENTI	LinStatic	-127300.95	3849.55
137	849	Shell-Thick	SX30	CEDIMENTI	LinStatic	126175.01	3952.58
137	849	Shell-Thick	SX43	CEDIMENTI	LinStatic	119860.12	3246.94
138	850	Shell-Thick	DX30	CEDIMENTI	LinStatic	-130004.49	3593.69
138	850	Shell-Thick	DX17	CEDIMENTI	LinStatic	-135633.17	4447.78
138	850	Shell-Thick	SX17	CEDIMENTI	LinStatic	134084.22	4677.74
138	850	Shell-Thick	SX30	CEDIMENTI	LinStatic	128872.91	3823.64
139	69	Shell-Thick	DX159	CEDIMENTI	LinStatic	-7116.64	-8043.44
139	69	Shell-Thick	DX146	CEDIMENTI	LinStatic	-556.94	-7624.25
139	69	Shell-Thick	DX147	CEDIMENTI	LinStatic	16457.39	-9085.36
139	69	Shell-Thick	DX160	CEDIMENTI	LinStatic	24247.53	-9504.55
141	70	Shell-Thick	DX162	CEDIMENTI	LinStatic	-11962.44	-12534.77
141	70	Shell-Thick	DX149	CEDIMENTI	LinStatic	-6382.00	-12442.71
141	70	Shell-Thick	DX150	CEDIMENTI	LinStatic	-3263.86	-14044.25
141	70	Shell-Thick	DX163	CEDIMENTI	LinStatic	-475.75	-14136.32
142	71	Shell-Thick	DX163	CEDIMENTI	LinStatic	427.29	-14233.52
142	71	Shell-Thick	DX150	CEDIMENTI	LinStatic	3250.96	-13926.73
142	71	Shell-Thick	DX151	CEDIMENTI	LinStatic	6618.41	-12322.45
142	71	Shell-Thick	DX164	CEDIMENTI	LinStatic	12150.48	-12629.24
144	72	Shell-Thick	DX166	CEDIMENTI	LinStatic	-25647.85	-9304.83
144	72	Shell-Thick	DX153	CEDIMENTI	LinStatic	-17842.11	-9133.73
144	72	Shell-Thick	DX154	CEDIMENTI	LinStatic	4479.05	-7718.35
144	72	Shell-Thick	DX167	CEDIMENTI	LinStatic	10966.54	-7889.45
147	73	Shell-Thick	DX146	CEDIMENTI	LinStatic	2820.18	-7848.29
147	73	Shell-Thick	DX133	CEDIMENTI	LinStatic	10082.49	-7809.88
147	73	Shell-Thick	DX134	CEDIMENTI	LinStatic	5448.51	-8896.30
147	73	Shell-Thick	DX147	CEDIMENTI	LinStatic	12102.66	-8934.71
148	851	Shell-Thick	DX60	CEDIMENTI	LinStatic	116606.62	-125.10
148	851	Shell-Thick	SX60	CEDIMENTI	LinStatic	-116541.65	-81.59
148	851	Shell-Thick	SX47	CEDIMENTI	LinStatic	-124459.19	-882.62
148	851	Shell-Thick	DX47	CEDIMENTI	LinStatic	124394.97	-926.13
149	74	Shell-Thick	DX149	CEDIMENTI	LinStatic	-4280.16	-12238.87
149	74	Shell-Thick	DX136	CEDIMENTI	LinStatic	78.90	-12060.29
149	74	Shell-Thick	DX137	CEDIMENTI	LinStatic	-9491.45	-14016.28
149	74	Shell-Thick	DX150	CEDIMENTI	LinStatic	-5669.43	-14194.86
150	75	Shell-Thick	DX150	CEDIMENTI	LinStatic	5633.96	-14084.20
150	75	Shell-Thick	DX137	CEDIMENTI	LinStatic	9418.10	-14107.00
150	75	Shell-Thick	DX138	CEDIMENTI	LinStatic	268.90	-12142.49
150	75	Shell-Thick	DX151	CEDIMENTI	LinStatic	4650.93	-12119.69
151	852	Shell-Thick	DX47	CEDIMENTI	LinStatic	127168.39	-779.26
151	852	Shell-Thick	SX47	CEDIMENTI	LinStatic	-127228.47	-806.89
151	852	Shell-Thick	SX34	CEDIMENTI	LinStatic	-134231.48	-1945.42
151	852	Shell-Thick	DX34	CEDIMENTI	LinStatic	134237.72	-1917.79
152	76	Shell-Thick	DX153	CEDIMENTI	LinStatic	-13480.79	-8974.57
152	76	Shell-Thick	DX140	CEDIMENTI	LinStatic	-6678.86	-8843.54
152	76	Shell-Thick	DX141	CEDIMENTI	LinStatic	-5848.96	-7822.50
152	76	Shell-Thick	DX154	CEDIMENTI	LinStatic	1042.40	-7953.53
153	853	Shell-Thick	DX34	CEDIMENTI	LinStatic	136873.38	-1884.17
153	853	Shell-Thick	SX34	CEDIMENTI	LinStatic	-136869.59	-1891.54
153	853	Shell-Thick	SX21	CEDIMENTI	LinStatic	-142840.99	-2721.40
153	853	Shell-Thick	DX21	CEDIMENTI	LinStatic	142745.35	-2714.04
155	77	Shell-Thick	DX133	CEDIMENTI	LinStatic	13397.99	-7583.02
155	77	Shell-Thick	DX120	CEDIMENTI	LinStatic	20477.94	-7494.43
155	77	Shell-Thick	DX121	CEDIMENTI	LinStatic	-5514.04	-8822.16
155	77	Shell-Thick	DX134	CEDIMENTI	LinStatic	1170.52	-8910.75
157	78	Shell-Thick	DX136	CEDIMENTI	LinStatic	2165.37	-12104.29
157	78	Shell-Thick	DX123	CEDIMENTI	LinStatic	6745.17	-11843.16
157	78	Shell-Thick	DX124	CEDIMENTI	LinStatic	-15314.33	-13415.79
157	78	Shell-Thick	DX137	CEDIMENTI	LinStatic	-11812.20	-13676.92
158	79	Shell-Thick	DX137	CEDIMENTI	LinStatic	11766.16	-13761.09
158	79	Shell-Thick	DX124	CEDIMENTI	LinStatic	15253.41	-13331.69
158	79	Shell-Thick	DX125	CEDIMENTI	LinStatic	-6512.07	-11764.12
158	79	Shell-Thick	DX138	CEDIMENTI	LinStatic	-1920.57	-12193.52
160	80	Shell-Thick	DX140	CEDIMENTI	LinStatic	-2476.07	-8956.20
160	80	Shell-Thick	DX127	CEDIMENTI	LinStatic	4089.94	-9058.21
160	80	Shell-Thick	DX128	CEDIMENTI	LinStatic	-16225.99	-7639.74
160	80	Shell-Thick	DX141	CEDIMENTI	LinStatic	-9078.64	-7537.74
162	854	Shell-Thick	DX58	CEDIMENTI	LinStatic	-116542.72	-91.20
162	854	Shell-Thick	DX45	CEDIMENTI	LinStatic	-124401.28	-897.66
162	854	Shell-Thick	SX45	CEDIMENTI	LinStatic	124578.00	-915.01
162	854	Shell-Thick	SX58	CEDIMENTI	LinStatic	116722.78	-108.55
163	81	Shell-Thick	DX120	CEDIMENTI	LinStatic	23866.02	-7554.72
163	81	Shell-Thick	DX107	CEDIMENTI	LinStatic	31030.54	-7412.46
163	81	Shell-Thick	DX108	CEDIMENTI	LinStatic	-16288.10	-8452.75
163	81	Shell-Thick	DX121	CEDIMENTI	LinStatic	-9737.01	-8595.01
164	855	Shell-Thick	DX45	CEDIMENTI	LinStatic	-127168.17	-783.57
164	855	Shell-Thick	DX32	CEDIMENTI	LinStatic	-134191.52	-1919.21
164	855	Shell-Thick	SX32	CEDIMENTI	LinStatic	134401.81	-1935.98
164	855	Shell-Thick	SX45	CEDIMENTI	LinStatic	127343.27	-800.34
165	82	Shell-Thick	DX123	CEDIMENTI	LinStatic	8875.74	-11504.20
165	82	Shell-Thick	DX110	CEDIMENTI	LinStatic	13225.51	-11087.20

165	82	Shell-Thick	DX111	CEDIMENTI	LinStatic	-21462.28	-12901.21
165	82	Shell-Thick	DX124	CEDIMENTI	LinStatic	-17650.26	-13318.22
166	83	Shell-Thick	DX124	CEDIMENTI	LinStatic	17564.72	-13239.20
166	83	Shell-Thick	DX111	CEDIMENTI	LinStatic	21331.83	-12982.66
166	83	Shell-Thick	DX112	CEDIMENTI	LinStatic	-12936.71	-11170.92
166	83	Shell-Thick	DX125	CEDIMENTI	LinStatic	-8547.16	-11427.46
167	856	Shell-Thick	DX32	CEDIMENTI	LinStatic	-136823.15	-1880.66
167	856	Shell-Thick	DX19	CEDIMENTI	LinStatic	-142740.07	-2707.37
167	856	Shell-Thick	SX19	CEDIMENTI	LinStatic	142972.94	-2732.45
167	856	Shell-Thick	SX32	CEDIMENTI	LinStatic	137035.17	-1905.74
168	84	Shell-Thick	DX127	CEDIMENTI	LinStatic	8305.57	-8753.04
168	84	Shell-Thick	DX114	CEDIMENTI	LinStatic	15046.22	-8484.87
168	84	Shell-Thick	DX115	CEDIMENTI	LinStatic	-26460.26	-7510.54
168	84	Shell-Thick	DX128	CEDIMENTI	LinStatic	-19687.47	-7778.70
171	85	Shell-Thick	DX107	CEDIMENTI	LinStatic	34574.15	-7167.39
171	85	Shell-Thick	DX94	CEDIMENTI	LinStatic	41526.35	-6896.37
171	85	Shell-Thick	DX95	CEDIMENTI	LinStatic	-27403.34	-8224.98
171	85	Shell-Thick	DX108	CEDIMENTI	LinStatic	-20456.59	-8496.00
172	725	Shell-Thick	DX388	CEDIMENTI	LinStatic	-51099.47	6702.15
172	725	Shell-Thick	DX375	CEDIMENTI	LinStatic	-41608.45	-6720.57
172	725	Shell-Thick	DX376	CEDIMENTI	LinStatic	4121.02	-6471.64
172	725	Shell-Thick	DX389	CEDIMENTI	LinStatic	2724.32	6951.07
173	86	Shell-Thick	DX110	CEDIMENTI	LinStatic	15394.88	-11013.23
173	86	Shell-Thick	DX97	CEDIMENTI	LinStatic	19908.75	-10565.39
173	86	Shell-Thick	DX98	CEDIMENTI	LinStatic	-27597.34	-12013.01
173	86	Shell-Thick	DX111	CEDIMENTI	LinStatic	-23795.29	-12460.85
174	87	Shell-Thick	DX111	CEDIMENTI	LinStatic	23686.38	-12537.28
174	87	Shell-Thick	DX98	CEDIMENTI	LinStatic	27467.35	-11947.36
174	87	Shell-Thick	DX99	CEDIMENTI	LinStatic	-19724.58	-10509.51
174	87	Shell-Thick	DX112	CEDIMENTI	LinStatic	-15196.10	-11099.43
175	726	Shell-Thick	DX389	CEDIMENTI	LinStatic	1375.71	-741.03
175	726	Shell-Thick	DX376	CEDIMENTI	LinStatic	181.79	1187.64
175	726	Shell-Thick	DX377	CEDIMENTI	LinStatic	143.23	557.45
175	726	Shell-Thick	DX390	CEDIMENTI	LinStatic	1127.93	-1371.21
176	88	Shell-Thick	DX114	CEDIMENTI	LinStatic	19132.27	-8593.46
176	88	Shell-Thick	DX101	CEDIMENTI	LinStatic	26021.03	-8458.90
176	88	Shell-Thick	DX102	CEDIMENTI	LinStatic	-36851.01	-7072.84
176	88	Shell-Thick	DX115	CEDIMENTI	LinStatic	-29922.32	-7207.41
178	857	Shell-Thick	DX60	CEDIMENTI	LinStatic	113427.76	-63.59
178	857	Shell-Thick	DX73	CEDIMENTI	LinStatic	104951.49	501.54
178	857	Shell-Thick	SX73	CEDIMENTI	LinStatic	-105048.68	440.23
178	857	Shell-Thick	SX60	CEDIMENTI	LinStatic	-113359.21	-124.89
179	89	Shell-Thick	DX94	CEDIMENTI	LinStatic	45206.84	-6890.20
179	89	Shell-Thick	DX81	CEDIMENTI	LinStatic	52494.60	-6419.58
179	89	Shell-Thick	DX82	CEDIMENTI	LinStatic	-38483.04	-7454.27
179	89	Shell-Thick	DX95	CEDIMENTI	LinStatic	-31603.70	-7924.89
180	727	Shell-Thick	DX375	CEDIMENTI	LinStatic	-40318.51	-6799.95
180	727	Shell-Thick	DX362	CEDIMENTI	LinStatic	-37029.80	6939.43
180	727	Shell-Thick	DX363	CEDIMENTI	LinStatic	1215.02	7288.21
180	727	Shell-Thick	DX376	CEDIMENTI	LinStatic	1136.69	-6451.17
181	90	Shell-Thick	DX97	CEDIMENTI	LinStatic	22194.06	-10168.72
181	90	Shell-Thick	DX84	CEDIMENTI	LinStatic	26747.75	-9574.17
181	90	Shell-Thick	DX85	CEDIMENTI	LinStatic	-34060.75	-11180.43
181	90	Shell-Thick	DX98	CEDIMENTI	LinStatic	-30002.50	-11774.98
182	91	Shell-Thick	DX98	CEDIMENTI	LinStatic	29846.69	-11713.41
182	91	Shell-Thick	DX85	CEDIMENTI	LinStatic	33864.87	-11243.02
182	91	Shell-Thick	DX86	CEDIMENTI	LinStatic	-26522.19	-9639.09
182	91	Shell-Thick	DX99	CEDIMENTI	LinStatic	-21933.91	-10109.47
183	728	Shell-Thick	DX376	CEDIMENTI	LinStatic	-1496.38	1138.49
183	728	Shell-Thick	DX363	CEDIMENTI	LinStatic	-80.91	-523.15
183	728	Shell-Thick	DX364	CEDIMENTI	LinStatic	-244.65	-1114.94
183	728	Shell-Thick	DX377	CEDIMENTI	LinStatic	-1383.23	546.71
184	92	Shell-Thick	DX101	CEDIMENTI	LinStatic	30204.46	-8102.66
184	92	Shell-Thick	DX88	CEDIMENTI	LinStatic	37235.68	-7489.92
184	92	Shell-Thick	DX89	CEDIMENTI	LinStatic	-47521.74	-6492.91
184	92	Shell-Thick	DX102	CEDIMENTI	LinStatic	-40589.57	-7105.65
185	858	Shell-Thick	DX75	CEDIMENTI	LinStatic	98380.59	2468.08
185	858	Shell-Thick	SX75	CEDIMENTI	LinStatic	-98373.83	2415.30
185	858	Shell-Thick	SX62	CEDIMENTI	LinStatic	-105883.03	2775.26
185	858	Shell-Thick	DX62	CEDIMENTI	LinStatic	105911.31	2828.05
186	859	Shell-Thick	DX58	CEDIMENTI	LinStatic	-113367.08	-90.81
186	859	Shell-Thick	SX58	CEDIMENTI	LinStatic	113547.94	-95.69
186	859	Shell-Thick	SX71	CEDIMENTI	LinStatic	105130.56	472.46
186	859	Shell-Thick	DX71	CEDIMENTI	LinStatic	-104992.98	477.34
187	93	Shell-Thick	DX81	CEDIMENTI	LinStatic	56254.07	-6143.91
187	93	Shell-Thick	DX68	CEDIMENTI	LinStatic	63570.68	-5656.63
187	93	Shell-Thick	DX69	CEDIMENTI	LinStatic	-50025.86	-6924.12
187	93	Shell-Thick	DX82	CEDIMENTI	LinStatic	-42715.93	-7411.40
188	729	Shell-Thick	DX362	CEDIMENTI	LinStatic	-36443.80	6650.92
188	729	Shell-Thick	DX349	CEDIMENTI	LinStatic	-35855.74	-7643.57
188	729	Shell-Thick	DX350	CEDIMENTI	LinStatic	1651.73	-6591.11

188	729	Shell-Thick	DX363	CEDIMENTI	LinStatic	2785.76	7703.38
189	94	Shell-Thick	DX84	CEDIMENTI	LinStatic	29120.87	-9395.47
189	94	Shell-Thick	DX71	CEDIMENTI	LinStatic	34013.19	-8757.09
189	94	Shell-Thick	DX72	CEDIMENTI	LinStatic	-40631.02	-10017.38
189	94	Shell-Thick	DX85	CEDIMENTI	LinStatic	-36520.82	-10655.75
190	95	Shell-Thick	DX85	CEDIMENTI	LinStatic	36347.88	-10714.88
190	95	Shell-Thick	DX72	CEDIMENTI	LinStatic	40444.11	-9954.99
190	95	Shell-Thick	DX73	CEDIMENTI	LinStatic	-33856.92	-8697.85
190	95	Shell-Thick	DX86	CEDIMENTI	LinStatic	-28964.73	-9457.75
191	730	Shell-Thick	DX363	CEDIMENTI	LinStatic	1874.54	-483.90
191	730	Shell-Thick	DX350	CEDIMENTI	LinStatic	-161.14	1601.97
191	730	Shell-Thick	DX351	CEDIMENTI	LinStatic	-186.57	958.41
191	730	Shell-Thick	DX364	CEDIMENTI	LinStatic	1551.84	-1127.45
192	96	Shell-Thick	DX88	CEDIMENTI	LinStatic	41388.99	-7494.85
192	96	Shell-Thick	DX75	CEDIMENTI	LinStatic	48601.12	-7071.37
192	96	Shell-Thick	DX76	CEDIMENTI	LinStatic	-58516.68	-5728.43
192	96	Shell-Thick	DX89	CEDIMENTI	LinStatic	-51223.05	-6151.92
193	860	Shell-Thick	DX56	CEDIMENTI	LinStatic	-106486.03	2790.34
193	860	Shell-Thick	SX56	CEDIMENTI	LinStatic	105591.00	2880.90
193	860	Shell-Thick	SX69	CEDIMENTI	LinStatic	98126.61	2529.07
193	860	Shell-Thick	DX69	CEDIMENTI	LinStatic	-98868.05	2438.51
195	97	Shell-Thick	DX68	CEDIMENTI	LinStatic	67647.46	-5541.13
195	97	Shell-Thick	DX55	CEDIMENTI	LinStatic	75168.67	-4728.45
195	97	Shell-Thick	DX56	CEDIMENTI	LinStatic	-62065.68	-5880.40
195	97	Shell-Thick	DX69	CEDIMENTI	LinStatic	-54406.78	-6693.08
196	731	Shell-Thick	DX349	CEDIMENTI	LinStatic	-35372.85	-7689.35
196	731	Shell-Thick	DX336	CEDIMENTI	LinStatic	-36924.63	6984.64
196	731	Shell-Thick	DX337	CEDIMENTI	LinStatic	-2398.51	8134.71
196	731	Shell-Thick	DX350	CEDIMENTI	LinStatic	-373.40	-6539.27
197	98	Shell-Thick	DX71	CEDIMENTI	LinStatic	36531.13	-8320.98
197	98	Shell-Thick	DX58	CEDIMENTI	LinStatic	41831.35	-7581.24
197	98	Shell-Thick	DX59	CEDIMENTI	LinStatic	-47486.96	-8922.99
197	98	Shell-Thick	DX72	CEDIMENTI	LinStatic	-43227.34	-9662.73
198	99	Shell-Thick	DX72	CEDIMENTI	LinStatic	43017.17	-9603.06
198	99	Shell-Thick	DX59	CEDIMENTI	LinStatic	47275.90	-8967.63
198	99	Shell-Thick	DX60	CEDIMENTI	LinStatic	-41582.75	-7622.63
198	99	Shell-Thick	DX73	CEDIMENTI	LinStatic	-36299.83	-8258.06
199	732	Shell-Thick	DX350	CEDIMENTI	LinStatic	-1830.53	1777.40
199	732	Shell-Thick	DX337	CEDIMENTI	LinStatic	194.89	-500.98
199	732	Shell-Thick	DX338	CEDIMENTI	LinStatic	-85.98	-1508.80
199	732	Shell-Thick	DX351	CEDIMENTI	LinStatic	-1648.02	769.58
200	100	Shell-Thick	DX75	CEDIMENTI	LinStatic	52964.17	-6739.44
200	100	Shell-Thick	DX62	CEDIMENTI	LinStatic	60796.57	-5729.42
200	100	Shell-Thick	DX63	CEDIMENTI	LinStatic	-69725.65	-4668.33
200	100	Shell-Thick	DX76	CEDIMENTI	LinStatic	-62625.10	-5678.36
201	861	Shell-Thick	DX75	CEDIMENTI	LinStatic	94651.93	2347.14
201	861	Shell-Thick	DX88	CEDIMENTI	LinStatic	86866.03	2184.07
201	861	Shell-Thick	SX88	CEDIMENTI	LinStatic	-86822.03	2247.66
201	861	Shell-Thick	SX75	CEDIMENTI	LinStatic	-94646.62	2410.74
202	862	Shell-Thick	DX88	CEDIMENTI	LinStatic	82975.37	2129.98
202	862	Shell-Thick	DX101	CEDIMENTI	LinStatic	75002.64	1833.78
202	862	Shell-Thick	SX101	CEDIMENTI	LinStatic	-74989.38	1754.22
202	862	Shell-Thick	SX88	CEDIMENTI	LinStatic	-82930.57	2050.41
203	101	Shell-Thick	DX55	CEDIMENTI	LinStatic	79521.31	-4380.32
203	101	Shell-Thick	DX42	CEDIMENTI	LinStatic	87500.75	-3071.40
203	101	Shell-Thick	DX43	CEDIMENTI	LinStatic	-74592.95	-4411.32
203	101	Shell-Thick	DX56	CEDIMENTI	LinStatic	-66655.10	-5720.24
204	733	Shell-Thick	DX336	CEDIMENTI	LinStatic	-36220.45	7419.48
204	733	Shell-Thick	DX323	CEDIMENTI	LinStatic	-25941.89	-9305.69
204	733	Shell-Thick	DX324	CEDIMENTI	LinStatic	4954.14	-8777.77
204	733	Shell-Thick	DX337	CEDIMENTI	LinStatic	-538.38	7947.40
205	102	Shell-Thick	DX58	CEDIMENTI	LinStatic	44447.76	-7361.00
205	102	Shell-Thick	DX45	CEDIMENTI	LinStatic	50413.99	-6554.78
205	102	Shell-Thick	DX46	CEDIMENTI	LinStatic	-54545.96	-7600.00
205	102	Shell-Thick	DX59	CEDIMENTI	LinStatic	-50220.94	-8406.22
206	103	Shell-Thick	DX59	CEDIMENTI	LinStatic	50030.23	-8448.64
206	103	Shell-Thick	DX46	CEDIMENTI	LinStatic	54392.07	-7538.25
206	103	Shell-Thick	DX47	CEDIMENTI	LinStatic	-50148.61	-6492.50
206	103	Shell-Thick	DX60	CEDIMENTI	LinStatic	-44247.97	-7402.89
207	734	Shell-Thick	DX337	CEDIMENTI	LinStatic	2470.52	-551.72
207	734	Shell-Thick	DX324	CEDIMENTI	LinStatic	211.90	-228.50
207	734	Shell-Thick	DX325	CEDIMENTI	LinStatic	355.75	-1117.42
207	734	Shell-Thick	DX338	CEDIMENTI	LinStatic	2088.73	-1440.63
208	104	Shell-Thick	DX62	CEDIMENTI	LinStatic	65313.27	-5579.06
208	104	Shell-Thick	DX49	CEDIMENTI	LinStatic	73159.69	-4249.92
208	104	Shell-Thick	DX50	CEDIMENTI	LinStatic	-81858.28	-2962.83
208	104	Shell-Thick	DX63	CEDIMENTI	LinStatic	-73957.90	-4291.98
209	863	Shell-Thick	DX101	CEDIMENTI	LinStatic	71091.15	1707.74
209	863	Shell-Thick	DX114	CEDIMENTI	LinStatic	63149.58	1595.25
209	863	Shell-Thick	SX114	CEDIMENTI	LinStatic	-63070.55	1677.23
209	863	Shell-Thick	SX101	CEDIMENTI	LinStatic	-71078.13	1789.73



Autorità Portuale di Taranto
Interventi per il dragaggio di 2,3 M³ di sedimenti in area Molo Polisettoriale e per la realizzazione di un primo lotto della cassa di colmata funzionale all'ampliamento del V Sporgente del Porto di Taranto

Allegati alla relazione di calcolo strutturale allineamento "BC"

Data 05/2016
Rev. B
c.d.c.: C296A
514B

211	105	Shell-Thick	DX42	CEDIMENTI	LinStatic	91978.46	-2734.13
211	105	Shell-Thick	DX29	CEDIMENTI	LinStatic	100624.13	-1228.66
211	105	Shell-Thick	DX30	CEDIMENTI	LinStatic	-87663.80	-2474.50
211	105	Shell-Thick	DX43	CEDIMENTI	LinStatic	-79599.23	-3979.96
212	735	Shell-Thick	DX323	CEDIMENTI	LinStatic	-25205.58	-9984.82
212	735	Shell-Thick	DX310	CEDIMENTI	LinStatic	-29452.40	8615.15
212	735	Shell-Thick	DX311	CEDIMENTI	LinStatic	-784.02	10347.70
212	735	Shell-Thick	DX324	CEDIMENTI	LinStatic	2399.85	-8252.26
213	106	Shell-Thick	DX45	CEDIMENTI	LinStatic	53402.76	-6158.70
213	106	Shell-Thick	DX32	CEDIMENTI	LinStatic	59210.15	-4893.08
213	106	Shell-Thick	DX33	CEDIMENTI	LinStatic	-63049.45	-5789.42
213	106	Shell-Thick	DX46	CEDIMENTI	LinStatic	-57529.69	-7055.04
214	107	Shell-Thick	DX46	CEDIMENTI	LinStatic	57351.15	-6994.70
214	107	Shell-Thick	DX33	CEDIMENTI	LinStatic	62918.88	-5829.23
214	107	Shell-Thick	DX34	CEDIMENTI	LinStatic	-58794.06	-4922.13
214	107	Shell-Thick	DX47	CEDIMENTI	LinStatic	-53063.98	-6087.60
215	736	Shell-Thick	DX324	CEDIMENTI	LinStatic	-1802.88	-123.96
215	736	Shell-Thick	DX311	CEDIMENTI	LinStatic	-1728.67	1794.93
215	736	Shell-Thick	DX312	CEDIMENTI	LinStatic	-1896.94	663.59
215	736	Shell-Thick	DX325	CEDIMENTI	LinStatic	-1765.47	-1255.31
216	108	Shell-Thick	DX49	CEDIMENTI	LinStatic	78146.66	-3758.18
216	108	Shell-Thick	DX36	CEDIMENTI	LinStatic	86007.47	-2236.01
216	108	Shell-Thick	DX37	CEDIMENTI	LinStatic	-94832.84	-1091.86
216	108	Shell-Thick	DX50	CEDIMENTI	LinStatic	-86187.55	-2614.04
217	864	Shell-Thick	DX73	CEDIMENTI	LinStatic	101680.49	478.38
217	864	Shell-Thick	DX86	CEDIMENTI	LinStatic	93047.36	1009.62
217	864	Shell-Thick	SX86	CEDIMENTI	LinStatic	-92929.02	1094.81
217	864	Shell-Thick	SX73	CEDIMENTI	LinStatic	-101780.73	563.57
218	865	Shell-Thick	DX86	CEDIMENTI	LinStatic	89630.63	1170.70
218	865	Shell-Thick	DX99	CEDIMENTI	LinStatic	80561.65	1531.60
218	865	Shell-Thick	SX99	CEDIMENTI	LinStatic	-80727.55	1436.75
218	865	Shell-Thick	SX86	CEDIMENTI	LinStatic	-89509.06	1075.85
219	109	Shell-Thick	DX29	CEDIMENTI	LinStatic	104903.43	-1577.73
219	109	Shell-Thick	DX16	CEDIMENTI	LinStatic	107927.30	-383.74
219	109	Shell-Thick	DX17	CEDIMENTI	LinStatic	-107197.42	-1321.10
219	109	Shell-Thick	DX30	CEDIMENTI	LinStatic	-92354.31	-2515.09
220	737	Shell-Thick	DX310	CEDIMENTI	LinStatic	-29575.36	8557.19
220	737	Shell-Thick	DX297	CEDIMENTI	LinStatic	-34747.05	-11200.65
220	737	Shell-Thick	DX298	CEDIMENTI	LinStatic	-45.04	-9109.84
220	737	Shell-Thick	DX311	CEDIMENTI	LinStatic	2583.48	10648.00
221	110	Shell-Thick	DX32	CEDIMENTI	LinStatic	62265.19	-4026.27
221	110	Shell-Thick	DX19	CEDIMENTI	LinStatic	72565.89	-3002.73
221	110	Shell-Thick	DX20	CEDIMENTI	LinStatic	-68824.01	-3804.44
221	110	Shell-Thick	DX33	CEDIMENTI	LinStatic	-66338.09	-4827.98
222	111	Shell-Thick	DX33	CEDIMENTI	LinStatic	66221.52	-4866.75
222	111	Shell-Thick	DX20	CEDIMENTI	LinStatic	68801.00	-3745.75
222	111	Shell-Thick	DX21	CEDIMENTI	LinStatic	-72071.14	-2946.09
222	111	Shell-Thick	DX34	CEDIMENTI	LinStatic	-61889.88	-4067.10
223	738	Shell-Thick	DX311	CEDIMENTI	LinStatic	1105.96	2028.53
223	738	Shell-Thick	DX298	CEDIMENTI	LinStatic	2961.76	-417.65
223	738	Shell-Thick	DX299	CEDIMENTI	LinStatic	2682.89	-1916.00
223	738	Shell-Thick	DX312	CEDIMENTI	LinStatic	1176.91	530.19
224	112	Shell-Thick	DX36	CEDIMENTI	LinStatic	90614.48	-2274.61
224	112	Shell-Thick	DX23	CEDIMENTI	LinStatic	106019.33	-1346.75
224	112	Shell-Thick	DX24	CEDIMENTI	LinStatic	-101268.72	-657.77
224	112	Shell-Thick	DX37	CEDIMENTI	LinStatic	-98933.98	-1585.63
225	866	Shell-Thick	DX99	CEDIMENTI	LinStatic	77117.49	1513.38
225	866	Shell-Thick	DX112	CEDIMENTI	LinStatic	68288.94	1917.79
225	866	Shell-Thick	SX112	CEDIMENTI	LinStatic	-68102.12	2040.37
225	866	Shell-Thick	SX99	CEDIMENTI	LinStatic	-77286.05	1635.97
228	739	Shell-Thick	DX297	CEDIMENTI	LinStatic	-34280.99	-10985.16
228	739	Shell-Thick	DX284	CEDIMENTI	LinStatic	-30558.50	8747.05
228	739	Shell-Thick	DX285	CEDIMENTI	LinStatic	-2054.20	10172.22
228	739	Shell-Thick	DX298	CEDIMENTI	LinStatic	-2446.99	-9559.99
231	740	Shell-Thick	DX298	CEDIMENTI	LinStatic	813.27	-891.96
231	740	Shell-Thick	DX285	CEDIMENTI	LinStatic	-4766.63	1042.99
231	740	Shell-Thick	DX286	CEDIMENTI	LinStatic	-4529.23	223.05
231	740	Shell-Thick	DX299	CEDIMENTI	LinStatic	367.71	-1711.91
233	867	Shell-Thick	DX71	CEDIMENTI	LinStatic	-101727.36	526.20
233	867	Shell-Thick	SX71	CEDIMENTI	LinStatic	101866.13	517.15
233	867	Shell-Thick	SX84	CEDIMENTI	LinStatic	93139.78	1050.37
233	867	Shell-Thick	DX84	CEDIMENTI	LinStatic	-92968.53	1059.43
234	741	Shell-Thick	DX284	CEDIMENTI	LinStatic	-36824.08	12254.89
234	741	Shell-Thick	DX271	CEDIMENTI	LinStatic	-32388.63	-12591.58
234	741	Shell-Thick	DX272	CEDIMENTI	LinStatic	4870.59	-12415.46
234	741	Shell-Thick	DX285	CEDIMENTI	LinStatic	253.51	12431.01
235	113	Shell-Thick	SX378	CEDIMENTI	LinStatic	-562.10	29.34
235	113	Shell-Thick	SX365	CEDIMENTI	LinStatic	556.53	492.07
235	113	Shell-Thick	SX366	CEDIMENTI	LinStatic	715.12	-363.17
235	113	Shell-Thick	SX379	CEDIMENTI	LinStatic	-538.97	-825.90
236	114	Shell-Thick	SX379	CEDIMENTI	LinStatic	-1526.94	-522.78

236	114	Shell-Thick	SX366	CEDIMENTI	LinStatic	-3316.13	-848.24
236	114	Shell-Thick	SX367	CEDIMENTI	LinStatic	37512.06	606.24
236	114	Shell-Thick	SX380	CEDIMENTI	LinStatic	47745.94	931.70
237	115	Shell-Thick	SX380	CEDIMENTI	LinStatic	-107495.11	2017.62
237	115	Shell-Thick	SX367	CEDIMENTI	LinStatic	-100969.25	2464.55
237	115	Shell-Thick	SX368	CEDIMENTI	LinStatic	21718.15	839.08
237	115	Shell-Thick	SX381	CEDIMENTI	LinStatic	19150.16	392.15
238	742	Shell-Thick	DX285	CEDIMENTI	LinStatic	-2272.55	1696.39
238	742	Shell-Thick	DX272	CEDIMENTI	LinStatic	6121.60	-1571.17
238	742	Shell-Thick	DX273	CEDIMENTI	LinStatic	5887.50	-2969.08
238	742	Shell-Thick	DX286	CEDIMENTI	LinStatic	-1648.05	298.47
239	116	Shell-Thick	SX383	CEDIMENTI	LinStatic	-17573.44	371.40
239	116	Shell-Thick	SX370	CEDIMENTI	LinStatic	-19628.96	986.79
239	116	Shell-Thick	SX371	CEDIMENTI	LinStatic	80658.75	2650.06
239	116	Shell-Thick	SX384	CEDIMENTI	LinStatic	86387.77	2034.67
240	117	Shell-Thick	SX384	CEDIMENTI	LinStatic	-86570.96	2091.08
240	117	Shell-Thick	SX371	CEDIMENTI	LinStatic	-80832.37	2587.23
240	117	Shell-Thick	SX372	CEDIMENTI	LinStatic	19831.56	916.26
240	117	Shell-Thick	SX385	CEDIMENTI	LinStatic	17776.32	420.10
241	743	Shell-Thick	DX271	CEDIMENTI	LinStatic	-31360.47	-13009.45
241	743	Shell-Thick	DX258	CEDIMENTI	LinStatic	-33122.68	13323.72
241	743	Shell-Thick	DX259	CEDIMENTI	LinStatic	-3349.86	14039.19
241	743	Shell-Thick	DX272	CEDIMENTI	LinStatic	1081.03	-12293.98
242	118	Shell-Thick	SX387	CEDIMENTI	LinStatic	-19436.51	336.07
242	118	Shell-Thick	SX374	CEDIMENTI	LinStatic	-21899.49	893.94
242	118	Shell-Thick	SX375	CEDIMENTI	LinStatic	98892.56	2465.09
242	118	Shell-Thick	SX388	CEDIMENTI	LinStatic	105314.50	1907.22
243	744	Shell-Thick	DX272	CEDIMENTI	LinStatic	3063.91	-2842.20
243	744	Shell-Thick	DX259	CEDIMENTI	LinStatic	-9447.00	4244.49
243	744	Shell-Thick	DX260	CEDIMENTI	LinStatic	-8926.80	5085.20
243	744	Shell-Thick	DX273	CEDIMENTI	LinStatic	2029.13	-2001.49
244	745	Shell-Thick	DX258	CEDIMENTI	LinStatic	-33632.07	13391.42
244	745	Shell-Thick	DX245	CEDIMENTI	LinStatic	-37072.92	-14608.32
244	745	Shell-Thick	DX246	CEDIMENTI	LinStatic	4005.54	-13731.91
244	745	Shell-Thick	DX259	CEDIMENTI	LinStatic	1470.85	14267.83
245	119	Shell-Thick	SX365	CEDIMENTI	LinStatic	304.45	262.24
245	119	Shell-Thick	SX352	CEDIMENTI	LinStatic	-496.43	124.58
245	119	Shell-Thick	SX353	CEDIMENTI	LinStatic	-410.73	-194.35
245	119	Shell-Thick	SX366	CEDIMENTI	LinStatic	560.19	-56.69
246	120	Shell-Thick	SX366	CEDIMENTI	LinStatic	-2252.69	-387.11
246	120	Shell-Thick	SX353	CEDIMENTI	LinStatic	-2245.31	-22.45
246	120	Shell-Thick	SX354	CEDIMENTI	LinStatic	32820.25	711.88
246	120	Shell-Thick	SX367	CEDIMENTI	LinStatic	36070.16	347.22
247	121	Shell-Thick	SX367	CEDIMENTI	LinStatic	-100515.51	2239.70
247	121	Shell-Thick	SX354	CEDIMENTI	LinStatic	-94352.94	2442.93
247	121	Shell-Thick	SX355	CEDIMENTI	LinStatic	22540.28	1936.70
247	121	Shell-Thick	SX368	CEDIMENTI	LinStatic	21024.82	1733.47
248	746	Shell-Thick	DX259	CEDIMENTI	LinStatic	-5525.24	6058.87
248	746	Shell-Thick	DX246	CEDIMENTI	LinStatic	13913.12	-5372.84
248	746	Shell-Thick	DX247	CEDIMENTI	LinStatic	12718.70	-7932.39
248	746	Shell-Thick	DX260	CEDIMENTI	LinStatic	-3814.82	3499.32
249	122	Shell-Thick	SX370	CEDIMENTI	LinStatic	-19193.62	1952.87
249	122	Shell-Thick	SX357	CEDIMENTI	LinStatic	-20301.47	2165.48
249	122	Shell-Thick	SX358	CEDIMENTI	LinStatic	74648.90	2809.44
249	122	Shell-Thick	SX371	CEDIMENTI	LinStatic	80055.60	2596.83
250	123	Shell-Thick	SX371	CEDIMENTI	LinStatic	-80212.50	2529.78
250	123	Shell-Thick	SX358	CEDIMENTI	LinStatic	-74814.36	2871.19
250	123	Shell-Thick	SX359	CEDIMENTI	LinStatic	20430.11	2225.84
250	123	Shell-Thick	SX372	CEDIMENTI	LinStatic	19323.33	1884.42
251	747	Shell-Thick	DX245	CEDIMENTI	LinStatic	-35783.89	-14555.65
251	747	Shell-Thick	DX232	CEDIMENTI	LinStatic	-30169.90	14519.92
251	747	Shell-Thick	DX233	CEDIMENTI	LinStatic	-5250.30	15441.56
251	747	Shell-Thick	DX246	CEDIMENTI	LinStatic	-495.51	-13634.01
252	124	Shell-Thick	SX374	CEDIMENTI	LinStatic	-21239.89	1801.51
252	124	Shell-Thick	SX361	CEDIMENTI	LinStatic	-22613.62	1895.80
252	124	Shell-Thick	SX362	CEDIMENTI	LinStatic	92456.88	2323.57
252	124	Shell-Thick	SX375	CEDIMENTI	LinStatic	98491.59	2229.28
253	748	Shell-Thick	DX246	CEDIMENTI	LinStatic	10442.65	-7761.63
253	748	Shell-Thick	DX233	CEDIMENTI	LinStatic	-20389.39	9031.23
253	748	Shell-Thick	DX234	CEDIMENTI	LinStatic	-18680.97	11061.76
253	748	Shell-Thick	DX247	CEDIMENTI	LinStatic	7528.44	-5731.11
254	749	Shell-Thick	DX232	CEDIMENTI	LinStatic	-29836.49	14045.04
254	749	Shell-Thick	DX219	CEDIMENTI	LinStatic	-41023.30	-15984.49
254	749	Shell-Thick	DX220	CEDIMENTI	LinStatic	-5820.64	-13768.79
254	749	Shell-Thick	DX233	CEDIMENTI	LinStatic	-1392.48	16260.74
255	125	Shell-Thick	SX352	CEDIMENTI	LinStatic	-621.83	426.13
255	125	Shell-Thick	SX339	CEDIMENTI	LinStatic	748.18	1121.57
255	125	Shell-Thick	SX340	CEDIMENTI	LinStatic	877.07	157.39
255	125	Shell-Thick	SX353	CEDIMENTI	LinStatic	-655.21	-538.05
256	126	Shell-Thick	SX353	CEDIMENTI	LinStatic	-2051.05	-51.44
256	126	Shell-Thick	SX340	CEDIMENTI	LinStatic	-562.17	-486.67

256	126	Shell-Thick	SX341	CEDIMENTI	LinStatic	32617.38	473.44
256	126	Shell-Thick	SX354	CEDIMENTI	LinStatic	32217.20	908.67
257	127	Shell-Thick	SX354	CEDIMENTI	LinStatic	-93743.05	2622.22
257	127	Shell-Thick	SX341	CEDIMENTI	LinStatic	-87971.83	2963.95
257	127	Shell-Thick	SX342	CEDIMENTI	LinStatic	22291.43	2676.38
257	127	Shell-Thick	SX355	CEDIMENTI	LinStatic	21647.36	2334.65
258	750	Shell-Thick	DX233	CEDIMENTI	LinStatic	-16299.72	12998.14
258	750	Shell-Thick	DX220	CEDIMENTI	LinStatic	27920.53	-10562.23
258	750	Shell-Thick	DX221	CEDIMENTI	LinStatic	24561.42	-16063.45
258	750	Shell-Thick	DX234	CEDIMENTI	LinStatic	-12253.92	7496.93
259	128	Shell-Thick	SX357	CEDIMENTI	LinStatic	-19547.35	2688.68
259	128	Shell-Thick	SX344	CEDIMENTI	LinStatic	-19804.91	3229.84
259	128	Shell-Thick	SX345	CEDIMENTI	LinStatic	68994.72	3623.09
259	128	Shell-Thick	SX358	CEDIMENTI	LinStatic	73945.56	3081.93
260	129	Shell-Thick	SX358	CEDIMENTI	LinStatic	-74133.21	3150.26
260	129	Shell-Thick	SX345	CEDIMENTI	LinStatic	-69158.05	3545.91
260	129	Shell-Thick	SX346	CEDIMENTI	LinStatic	20011.97	3141.44
260	129	Shell-Thick	SX359	CEDIMENTI	LinStatic	19750.81	2745.80
261	751	Shell-Thick	DX219	CEDIMENTI	LinStatic	-34949.23	-12045.51
261	751	Shell-Thick	DX206	CEDIMENTI	LinStatic	50966.37	6167.43
261	751	Shell-Thick	DX207	CEDIMENTI	LinStatic	27740.40	973.66
261	751	Shell-Thick	DX220	CEDIMENTI	LinStatic	-15020.45	-17239.28
262	130	Shell-Thick	SX361	CEDIMENTI	LinStatic	-21685.86	2217.31
262	130	Shell-Thick	SX348	CEDIMENTI	LinStatic	-22459.82	2697.35
262	130	Shell-Thick	SX349	CEDIMENTI	LinStatic	85862.51	3060.70
262	130	Shell-Thick	SX362	CEDIMENTI	LinStatic	91776.54	2580.67
263	752	Shell-Thick	DX220	CEDIMENTI	LinStatic	24810.72	-15361.54
263	752	Shell-Thick	DX207	CEDIMENTI	LinStatic	-31155.62	-1540.32
263	752	Shell-Thick	DX208	CEDIMENTI	LinStatic	-25883.94	2124.74
263	752	Shell-Thick	DX221	CEDIMENTI	LinStatic	19210.93	-11696.48
264	753	Shell-Thick	DX206	CEDIMENTI	LinStatic	50484.65	-1105.67
264	753	Shell-Thick	DX193	CEDIMENTI	LinStatic	-35977.25	5006.94
264	753	Shell-Thick	DX194	CEDIMENTI	LinStatic	-11968.90	13332.84
264	753	Shell-Thick	DX207	CEDIMENTI	LinStatic	28916.33	7220.24
265	131	Shell-Thick	SX339	CEDIMENTI	LinStatic	516.05	946.74
265	131	Shell-Thick	SX326	CEDIMENTI	LinStatic	-865.77	-106.21
265	131	Shell-Thick	SX327	CEDIMENTI	LinStatic	-902.66	-683.11
265	131	Shell-Thick	SX340	CEDIMENTI	LinStatic	805.85	369.84
266	132	Shell-Thick	SX340	CEDIMENTI	LinStatic	-480.12	-355.66
266	132	Shell-Thick	SX327	CEDIMENTI	LinStatic	1185.98	-124.38
266	132	Shell-Thick	SX328	CEDIMENTI	LinStatic	33606.14	738.32
266	132	Shell-Thick	SX341	CEDIMENTI	LinStatic	32331.42	507.04
267	133	Shell-Thick	SX341	CEDIMENTI	LinStatic	-87277.13	2926.06
267	133	Shell-Thick	SX328	CEDIMENTI	LinStatic	-81615.63	3117.80
267	133	Shell-Thick	SX329	CEDIMENTI	LinStatic	21740.12	3442.99
267	133	Shell-Thick	SX342	CEDIMENTI	LinStatic	21480.50	3251.26
268	754	Shell-Thick	DX207	CEDIMENTI	LinStatic	-30447.71	3858.85
268	754	Shell-Thick	DX194	CEDIMENTI	LinStatic	25116.02	16393.25
268	754	Shell-Thick	DX195	CEDIMENTI	LinStatic	19424.26	9766.94
268	754	Shell-Thick	DX208	CEDIMENTI	LinStatic	-25038.33	-2767.45
269	134	Shell-Thick	SX344	CEDIMENTI	LinStatic	-19241.56	3906.58
269	134	Shell-Thick	SX331	CEDIMENTI	LinStatic	-19034.08	4043.68
269	134	Shell-Thick	SX332	CEDIMENTI	LinStatic	63513.27	3833.77
269	134	Shell-Thick	SX345	CEDIMENTI	LinStatic	68259.64	3696.67
270	135	Shell-Thick	SX345	CEDIMENTI	LinStatic	-68405.10	3609.04
270	135	Shell-Thick	SX332	CEDIMENTI	LinStatic	-63682.95	3916.78
270	135	Shell-Thick	SX333	CEDIMENTI	LinStatic	19133.86	4131.83
270	135	Shell-Thick	SX346	CEDIMENTI	LinStatic	19351.24	3824.10
271	755	Shell-Thick	DX193	CEDIMENTI	LinStatic	-42972.67	8854.37
271	755	Shell-Thick	DX180	CEDIMENTI	LinStatic	-43648.66	-8356.82
271	755	Shell-Thick	DX181	CEDIMENTI	LinStatic	-7088.46	-6808.53
271	755	Shell-Thick	DX194	CEDIMENTI	LinStatic	-3592.73	10402.65
272	136	Shell-Thick	SX348	CEDIMENTI	LinStatic	-21702.30	3378.89
272	136	Shell-Thick	SX335	CEDIMENTI	LinStatic	-21713.37	3406.71
272	136	Shell-Thick	SX336	CEDIMENTI	LinStatic	79787.80	2944.89
272	136	Shell-Thick	SX349	CEDIMENTI	LinStatic	85233.10	2917.08
273	756	Shell-Thick	DX194	CEDIMENTI	LinStatic	26622.05	11917.96
273	756	Shell-Thick	DX181	CEDIMENTI	LinStatic	-12646.78	-8917.80
273	756	Shell-Thick	DX182	CEDIMENTI	LinStatic	-9447.34	-6843.48
273	756	Shell-Thick	DX195	CEDIMENTI	LinStatic	22494.08	13992.27
274	757	Shell-Thick	DX180	CEDIMENTI	LinStatic	-49308.74	-8712.60
274	757	Shell-Thick	DX167	CEDIMENTI	LinStatic	-37977.02	6251.39
274	757	Shell-Thick	DX168	CEDIMENTI	LinStatic	332.35	4362.99
274	757	Shell-Thick	DX181	CEDIMENTI	LinStatic	-11619.29	-10601.00
275	137	Shell-Thick	SX326	CEDIMENTI	LinStatic	-1077.91	200.49
275	137	Shell-Thick	SX313	CEDIMENTI	LinStatic	460.45	-479.20
275	137	Shell-Thick	SX314	CEDIMENTI	LinStatic	756.15	-1724.36
275	137	Shell-Thick	SX327	CEDIMENTI	LinStatic	-1196.31	-1044.68
276	138	Shell-Thick	SX327	CEDIMENTI	LinStatic	1456.98	-660.19
276	138	Shell-Thick	SX314	CEDIMENTI	LinStatic	-3744.52	-2331.29
276	138	Shell-Thick	SX315	CEDIMENTI	LinStatic	22568.49	-173.04

276	138	Shell-Thick	SX328	CEDIMENTI	LinStatic	32885.09	1498.06
277	139	Shell-Thick	SX328	CEDIMENTI	LinStatic	-80895.37	3207.08
277	139	Shell-Thick	SX315	CEDIMENTI	LinStatic	-75628.52	3484.29
277	139	Shell-Thick	SX316	CEDIMENTI	LinStatic	20437.94	4142.52
277	139	Shell-Thick	SX329	CEDIMENTI	LinStatic	20784.75	3865.31
278	758	Shell-Thick	DX181	CEDIMENTI	LinStatic	-16264.36	-8960.53
278	758	Shell-Thick	DX168	CEDIMENTI	LinStatic	8289.23	3369.21
278	758	Shell-Thick	DX169	CEDIMENTI	LinStatic	6186.29	1892.24
278	758	Shell-Thick	DX182	CEDIMENTI	LinStatic	-14654.42	-10437.50
279	140	Shell-Thick	SX331	CEDIMENTI	LinStatic	-18188.93	4510.05
279	140	Shell-Thick	SX318	CEDIMENTI	LinStatic	-17421.44	5005.61
279	140	Shell-Thick	SX319	CEDIMENTI	LinStatic	58385.46	4520.00
279	140	Shell-Thick	SX332	CEDIMENTI	LinStatic	62723.60	4024.44
280	141	Shell-Thick	SX332	CEDIMENTI	LinStatic	-62915.91	4120.80
280	141	Shell-Thick	SX319	CEDIMENTI	LinStatic	-58543.71	4414.20
280	141	Shell-Thick	SX320	CEDIMENTI	LinStatic	17630.72	4885.45
280	141	Shell-Thick	SX333	CEDIMENTI	LinStatic	18397.64	4592.05
281	759	Shell-Thick	DX167	CEDIMENTI	LinStatic	-33387.75	7454.32
281	759	Shell-Thick	DX154	CEDIMENTI	LinStatic	-15189.40	-7227.68
281	759	Shell-Thick	DX155	CEDIMENTI	LinStatic	3744.86	-10799.15
281	759	Shell-Thick	DX168	CEDIMENTI	LinStatic	1032.24	3882.84
282	142	Shell-Thick	SX335	CEDIMENTI	LinStatic	-20680.92	3674.46
282	142	Shell-Thick	SX322	CEDIMENTI	LinStatic	-20614.06	4161.66
282	142	Shell-Thick	SX323	CEDIMENTI	LinStatic	73407.31	3675.07
282	142	Shell-Thick	SX336	CEDIMENTI	LinStatic	78984.62	3187.88
283	760	Shell-Thick	DX168	CEDIMENTI	LinStatic	12076.00	611.06
283	760	Shell-Thick	DX155	CEDIMENTI	LinStatic	-6514.68	-7145.98
283	760	Shell-Thick	DX156	CEDIMENTI	LinStatic	-4977.35	-3170.12
283	760	Shell-Thick	DX169	CEDIMENTI	LinStatic	11058.48	4586.92
284	761	Shell-Thick	DX154	CEDIMENTI	LinStatic	-9846.83	-7696.84
284	761	Shell-Thick	DX141	CEDIMENTI	LinStatic	-1488.88	7227.46
284	761	Shell-Thick	DX142	CEDIMENTI	LinStatic	3173.65	5320.36
284	761	Shell-Thick	DX155	CEDIMENTI	LinStatic	-1572.65	-9603.93
285	143	Shell-Thick	SX313	CEDIMENTI	LinStatic	819.40	-577.49
285	143	Shell-Thick	SX300	CEDIMENTI	LinStatic	454.49	2007.56
285	143	Shell-Thick	SX301	CEDIMENTI	LinStatic	398.89	1020.65
285	143	Shell-Thick	SX314	CEDIMENTI	LinStatic	925.12	-1564.39
286	144	Shell-Thick	SX314	CEDIMENTI	LinStatic	-3149.78	-1757.63
286	144	Shell-Thick	SX301	CEDIMENTI	LinStatic	-857.47	1019.36
286	144	Shell-Thick	SX302	CEDIMENTI	LinStatic	25451.04	2122.38
286	144	Shell-Thick	SX315	CEDIMENTI	LinStatic	21980.38	-654.62
287	145	Shell-Thick	SX315	CEDIMENTI	LinStatic	-74877.08	3558.43
287	145	Shell-Thick	SX302	CEDIMENTI	LinStatic	-69668.63	3731.45
287	145	Shell-Thick	SX303	CEDIMENTI	LinStatic	19002.19	4666.14
287	145	Shell-Thick	SX316	CEDIMENTI	LinStatic	19557.77	4493.12
288	762	Shell-Thick	DX155	CEDIMENTI	LinStatic	-7309.83	-4869.10
288	762	Shell-Thick	DX142	CEDIMENTI	LinStatic	2733.09	1199.86
288	762	Shell-Thick	DX143	CEDIMENTI	LinStatic	1955.87	994.98
288	762	Shell-Thick	DX156	CEDIMENTI	LinStatic	-6603.21	-5073.99
289	146	Shell-Thick	SX318	CEDIMENTI	LinStatic	-16814.59	5472.33
289	146	Shell-Thick	SX305	CEDIMENTI	LinStatic	-15753.84	5521.25
289	146	Shell-Thick	SX306	CEDIMENTI	LinStatic	53346.65	4716.76
289	146	Shell-Thick	SX319	CEDIMENTI	LinStatic	57589.78	4667.84
290	147	Shell-Thick	SX319	CEDIMENTI	LinStatic	-57726.72	4546.53
290	147	Shell-Thick	SX306	CEDIMENTI	LinStatic	-53530.67	4838.58
290	147	Shell-Thick	SX307	CEDIMENTI	LinStatic	15798.22	5653.20
290	147	Shell-Thick	SX320	CEDIMENTI	LinStatic	16882.72	5361.15
291	763	Shell-Thick	DX141	CEDIMENTI	LinStatic	697.72	6891.68
291	763	Shell-Thick	DX128	CEDIMENTI	LinStatic	-923.12	-6215.10
291	763	Shell-Thick	DX129	CEDIMENTI	LinStatic	-649.47	-7851.97
291	763	Shell-Thick	DX142	CEDIMENTI	LinStatic	4589.43	5254.80
292	148	Shell-Thick	SX322	CEDIMENTI	LinStatic	-19841.07	4699.90
292	148	Shell-Thick	SX309	CEDIMENTI	LinStatic	-18915.09	4613.44
292	148	Shell-Thick	SX310	CEDIMENTI	LinStatic	67821.58	3481.54
292	148	Shell-Thick	SX323	CEDIMENTI	LinStatic	72721.44	3568.01
293	764	Shell-Thick	DX142	CEDIMENTI	LinStatic	5476.84	-175.06
293	764	Shell-Thick	DX129	CEDIMENTI	LinStatic	-2495.89	-2327.34
293	764	Shell-Thick	DX130	CEDIMENTI	LinStatic	-1922.02	41.02
293	764	Shell-Thick	DX143	CEDIMENTI	LinStatic	5094.87	2193.29
294	765	Shell-Thick	DX128	CEDIMENTI	LinStatic	1228.61	-5989.10
294	765	Shell-Thick	DX115	CEDIMENTI	LinStatic	4022.26	6028.69
294	765	Shell-Thick	DX116	CEDIMENTI	LinStatic	-2140.19	4286.09
294	765	Shell-Thick	DX129	CEDIMENTI	LinStatic	-3021.72	-7731.70
295	149	Shell-Thick	SX300	CEDIMENTI	LinStatic	-341.02	2053.06
295	149	Shell-Thick	SX287	CEDIMENTI	LinStatic	-1045.21	-405.05
295	149	Shell-Thick	SX288	CEDIMENTI	LinStatic	-1042.44	-1581.37
295	149	Shell-Thick	SX301	CEDIMENTI	LinStatic	-87.54	876.74
296	150	Shell-Thick	SX301	CEDIMENTI	LinStatic	-1769.65	997.96
296	150	Shell-Thick	SX288	CEDIMENTI	LinStatic	1877.26	-1917.69
296	150	Shell-Thick	SX289	CEDIMENTI	LinStatic	32197.48	-705.52
296	150	Shell-Thick	SX302	CEDIMENTI	LinStatic	25822.29	2210.14

297	151	Shell-Thick	SX302	CEDIMENTI	LinStatic	-68809.59	3767.71
297	151	Shell-Thick	SX289	CEDIMENTI	LinStatic	-63880.39	4067.63
297	151	Shell-Thick	SX290	CEDIMENTI	LinStatic	16984.24	5397.47
297	151	Shell-Thick	SX303	CEDIMENTI	LinStatic	17999.88	5097.55
298	766	Shell-Thick	DX129	CEDIMENTI	LinStatic	-3360.75	-1407.77
298	766	Shell-Thick	DX116	CEDIMENTI	LinStatic	1232.95	-1566.57
298	766	Shell-Thick	DX117	CEDIMENTI	LinStatic	906.58	-907.31
298	766	Shell-Thick	DX130	CEDIMENTI	LinStatic	-2951.50	-748.51
299	152	Shell-Thick	SX305	CEDIMENTI	LinStatic	-14840.11	6003.92
299	152	Shell-Thick	SX292	CEDIMENTI	LinStatic	-13174.13	6511.17
299	152	Shell-Thick	SX293	CEDIMENTI	LinStatic	48707.21	5250.66
299	152	Shell-Thick	SX306	CEDIMENTI	LinStatic	52501.65	4743.42
300	153	Shell-Thick	SX306	CEDIMENTI	LinStatic	-52704.33	4883.56
300	153	Shell-Thick	SX293	CEDIMENTI	LinStatic	-48877.47	5106.37
300	153	Shell-Thick	SX294	CEDIMENTI	LinStatic	13363.61	6354.97
300	153	Shell-Thick	SX307	CEDIMENTI	LinStatic	15049.71	6132.16
301	767	Shell-Thick	DX115	CEDIMENTI	LinStatic	6623.05	6671.98
301	767	Shell-Thick	DX102	CEDIMENTI	LinStatic	20275.92	-5582.84
301	767	Shell-Thick	DX103	CEDIMENTI	LinStatic	3787.90	-8639.35
301	767	Shell-Thick	DX116	CEDIMENTI	LinStatic	-1784.64	3615.47
302	154	Shell-Thick	SX309	CEDIMENTI	LinStatic	-17762.97	4859.90
302	154	Shell-Thick	SX296	CEDIMENTI	LinStatic	-17045.39	5487.24
302	154	Shell-Thick	SX297	CEDIMENTI	LinStatic	61585.93	4335.42
302	154	Shell-Thick	SX310	CEDIMENTI	LinStatic	66862.61	3708.08
303	768	Shell-Thick	DX116	CEDIMENTI	LinStatic	3541.23	-2243.86
303	768	Shell-Thick	DX103	CEDIMENTI	LinStatic	-1371.64	-2678.96
303	768	Shell-Thick	DX104	CEDIMENTI	LinStatic	-905.11	-727.52
303	768	Shell-Thick	DX117	CEDIMENTI	LinStatic	3194.79	-292.42
304	769	Shell-Thick	DX102	CEDIMENTI	LinStatic	23275.42	-6100.74
304	769	Shell-Thick	DX89	CEDIMENTI	LinStatic	24476.93	6927.70
304	769	Shell-Thick	DX90	CEDIMENTI	LinStatic	-903.35	4951.36
304	769	Shell-Thick	DX103	CEDIMENTI	LinStatic	151.38	-8077.08
305	155	Shell-Thick	SX287	CEDIMENTI	LinStatic	-479.40	-158.00
305	155	Shell-Thick	SX274	CEDIMENTI	LinStatic	1004.49	641.52
305	155	Shell-Thick	SX275	CEDIMENTI	LinStatic	1094.35	-791.23
305	155	Shell-Thick	SX288	CEDIMENTI	LinStatic	-809.69	-1590.76
306	156	Shell-Thick	SX288	CEDIMENTI	LinStatic	2232.94	-2137.15
306	156	Shell-Thick	SX275	CEDIMENTI	LinStatic	-453.34	-446.17
306	156	Shell-Thick	SX276	CEDIMENTI	LinStatic	25486.48	1688.82
306	156	Shell-Thick	SX289	CEDIMENTI	LinStatic	31873.09	-2.16
307	157	Shell-Thick	SX289	CEDIMENTI	LinStatic	-63110.01	4182.29
307	157	Shell-Thick	SX276	CEDIMENTI	LinStatic	-58558.25	4037.53
307	157	Shell-Thick	SX277	CEDIMENTI	LinStatic	14400.91	5704.77
307	157	Shell-Thick	SX290	CEDIMENTI	LinStatic	16051.94	5849.54
308	770	Shell-Thick	DX103	CEDIMENTI	LinStatic	-2446.58	-2276.82
308	770	Shell-Thick	DX90	CEDIMENTI	LinStatic	-234.31	-443.94
308	770	Shell-Thick	DX91	CEDIMENTI	LinStatic	-321.97	768.82
308	770	Shell-Thick	DX104	CEDIMENTI	LinStatic	-2139.00	-1064.07
309	158	Shell-Thick	SX292	CEDIMENTI	LinStatic	-12515.32	7002.12
309	158	Shell-Thick	SX279	CEDIMENTI	LinStatic	-10567.27	6653.55
309	158	Shell-Thick	SX280	CEDIMENTI	LinStatic	43954.73	5221.12
309	158	Shell-Thick	SX293	CEDIMENTI	LinStatic	47845.10	5569.69
310	159	Shell-Thick	SX293	CEDIMENTI	LinStatic	-47985.77	5407.48
310	159	Shell-Thick	SX280	CEDIMENTI	LinStatic	-44170.20	5399.95
310	159	Shell-Thick	SX281	CEDIMENTI	LinStatic	10519.59	6848.60
310	159	Shell-Thick	SX294	CEDIMENTI	LinStatic	12506.45	6856.12
311	771	Shell-Thick	DX89	CEDIMENTI	LinStatic	26206.45	7040.03
311	771	Shell-Thick	DX76	CEDIMENTI	LinStatic	26153.47	-5127.35
311	771	Shell-Thick	DX77	CEDIMENTI	LinStatic	-4380.47	-7429.01
311	771	Shell-Thick	DX90	CEDIMENTI	LinStatic	100.50	4738.37
312	160	Shell-Thick	SX296	CEDIMENTI	LinStatic	-16291.93	6133.13
312	160	Shell-Thick	SX283	CEDIMENTI	LinStatic	-14258.79	5616.97
312	160	Shell-Thick	SX284	CEDIMENTI	LinStatic	56598.74	3764.32
312	160	Shell-Thick	SX297	CEDIMENTI	LinStatic	60878.86	4280.48
313	772	Shell-Thick	DX90	CEDIMENTI	LinStatic	1983.49	-896.79
313	772	Shell-Thick	DX77	CEDIMENTI	LinStatic	59.51	-1646.74
313	772	Shell-Thick	DX78	CEDIMENTI	LinStatic	88.22	428.11
313	772	Shell-Thick	DX91	CEDIMENTI	LinStatic	1951.15	1178.06
314	773	Shell-Thick	DX76	CEDIMENTI	LinStatic	30549.14	-3850.04
314	773	Shell-Thick	DX63	CEDIMENTI	LinStatic	56507.64	5753.17
314	773	Shell-Thick	DX64	CEDIMENTI	LinStatic	3108.51	1180.30
314	773	Shell-Thick	DX77	CEDIMENTI	LinStatic	-9528.34	-8422.91
315	161	Shell-Thick	SX274	CEDIMENTI	LinStatic	754.01	-108.02
315	161	Shell-Thick	SX261	CEDIMENTI	LinStatic	-718.98	-82.21
315	161	Shell-Thick	SX262	CEDIMENTI	LinStatic	-864.60	-419.29
315	161	Shell-Thick	SX275	CEDIMENTI	LinStatic	897.36	-445.10
316	162	Shell-Thick	SX275	CEDIMENTI	LinStatic	97.41	-50.28
316	162	Shell-Thick	SX262	CEDIMENTI	LinStatic	-1603.46	-966.26
316	162	Shell-Thick	SX263	CEDIMENTI	LinStatic	27095.40	-29.30
316	162	Shell-Thick	SX276	CEDIMENTI	LinStatic	30562.55	886.68
317	163	Shell-Thick	SX276	CEDIMENTI	LinStatic	-72168.61	3656.31

317	163	Shell-Thick	SX263	CEDIMENTI	LinStatic	-65374.74	3773.43
317	163	Shell-Thick	SX264	CEDIMENTI	LinStatic	19383.45	4259.85
317	163	Shell-Thick	SX277	CEDIMENTI	LinStatic	16849.07	4142.73
318	774	Shell-Thick	DX77	CEDIMENTI	LinStatic	-931.19	-1388.50
318	774	Shell-Thick	DX64	CEDIMENTI	LinStatic	599.31	-5410.43
318	774	Shell-Thick	DX65	CEDIMENTI	LinStatic	841.93	-3788.36
318	774	Shell-Thick	DX78	CEDIMENTI	LinStatic	-774.47	233.57
319	164	Shell-Thick	SX279	CEDIMENTI	LinStatic	-11998.64	4957.26
319	164	Shell-Thick	SX266	CEDIMENTI	LinStatic	-13568.00	5323.30
319	164	Shell-Thick	SX267	CEDIMENTI	LinStatic	48284.70	5020.15
319	164	Shell-Thick	SX280	CEDIMENTI	LinStatic	53913.93	4654.11
320	165	Shell-Thick	SX280	CEDIMENTI	LinStatic	-54180.38	4891.72
320	165	Shell-Thick	SX267	CEDIMENTI	LinStatic	-48536.53	4795.74
320	165	Shell-Thick	SX268	CEDIMENTI	LinStatic	13786.22	5106.54
320	165	Shell-Thick	SX281	CEDIMENTI	LinStatic	12255.88	5202.51
321	775	Shell-Thick	DX63	CEDIMENTI	LinStatic	62406.50	5478.80
321	775	Shell-Thick	DX50	CEDIMENTI	LinStatic	78792.95	-2424.88
321	775	Shell-Thick	DX51	CEDIMENTI	LinStatic	2352.57	-6916.84
321	775	Shell-Thick	DX64	CEDIMENTI	LinStatic	-881.90	986.83
322	166	Shell-Thick	SX283	CEDIMENTI	LinStatic	-16362.49	3810.00
322	166	Shell-Thick	SX270	CEDIMENTI	LinStatic	-19273.11	4519.79
322	166	Shell-Thick	SX271	CEDIMENTI	LinStatic	62344.62	4249.81
322	166	Shell-Thick	SX284	CEDIMENTI	LinStatic	69572.07	3540.02
323	776	Shell-Thick	DX64	CEDIMENTI	LinStatic	2209.79	-6298.57
323	776	Shell-Thick	DX51	CEDIMENTI	LinStatic	-3349.77	720.51
323	776	Shell-Thick	DX52	CEDIMENTI	LinStatic	-2996.95	3934.96
323	776	Shell-Thick	DX65	CEDIMENTI	LinStatic	1794.08	-3084.13
324	777	Shell-Thick	DX50	CEDIMENTI	LinStatic	84866.48	-3086.21
324	777	Shell-Thick	DX37	CEDIMENTI	LinStatic	84456.33	6831.24
324	777	Shell-Thick	DX38	CEDIMENTI	LinStatic	-17034.71	3988.34
324	777	Shell-Thick	DX51	CEDIMENTI	LinStatic	-4249.09	-5929.11
325	167	Shell-Thick	SX261	CEDIMENTI	LinStatic	-1020.95	134.34
325	167	Shell-Thick	SX248	CEDIMENTI	LinStatic	1280.06	1033.47
325	167	Shell-Thick	SX249	CEDIMENTI	LinStatic	1546.95	510.62
325	167	Shell-Thick	SX262	CEDIMENTI	LinStatic	-1033.43	-388.52
326	168	Shell-Thick	SX262	CEDIMENTI	LinStatic	-1229.51	-525.22
326	168	Shell-Thick	SX249	CEDIMENTI	LinStatic	-838.61	556.00
326	168	Shell-Thick	SX250	CEDIMENTI	LinStatic	24968.35	1040.64
326	168	Shell-Thick	SX263	CEDIMENTI	LinStatic	26314.02	-40.58
327	169	Shell-Thick	SX263	CEDIMENTI	LinStatic	-64609.32	3834.08
327	169	Shell-Thick	SX250	CEDIMENTI	LinStatic	-58000.95	4060.56
327	169	Shell-Thick	SX251	CEDIMENTI	LinStatic	20573.45	5064.77
327	169	Shell-Thick	SX264	CEDIMENTI	LinStatic	18361.71	4838.29
328	778	Shell-Thick	DX51	CEDIMENTI	LinStatic	-4121.03	1701.02
328	778	Shell-Thick	DX38	CEDIMENTI	LinStatic	5446.12	-2987.74
328	778	Shell-Thick	DX39	CEDIMENTI	LinStatic	4580.75	-1386.72
328	778	Shell-Thick	DX52	CEDIMENTI	LinStatic	-3404.44	3302.05
329	170	Shell-Thick	SX266	CEDIMENTI	LinStatic	-12976.10	5879.76
329	170	Shell-Thick	SX253	CEDIMENTI	LinStatic	-14502.42	5800.70
329	170	Shell-Thick	SX254	CEDIMENTI	LinStatic	41421.07	5238.62
329	170	Shell-Thick	SX267	CEDIMENTI	LinStatic	47370.12	5317.67
330	171	Shell-Thick	SX267	CEDIMENTI	LinStatic	-47578.90	5089.38
330	171	Shell-Thick	SX254	CEDIMENTI	LinStatic	-41666.70	5504.85
330	171	Shell-Thick	SX255	CEDIMENTI	LinStatic	14428.10	6075.77
330	171	Shell-Thick	SX268	CEDIMENTI	LinStatic	12894.71	5660.30
331	779	Shell-Thick	DX37	CEDIMENTI	LinStatic	95461.38	11270.64
331	779	Shell-Thick	DX24	CEDIMENTI	LinStatic	199854.77	-8648.11
331	779	Shell-Thick	DX25	CEDIMENTI	LinStatic	44209.20	-21925.98
331	779	Shell-Thick	DX38	CEDIMENTI	LinStatic	-24372.22	-2007.23
332	172	Shell-Thick	SX270	CEDIMENTI	LinStatic	-18593.67	5386.47
332	172	Shell-Thick	SX257	CEDIMENTI	LinStatic	-20243.80	4954.87
332	172	Shell-Thick	SX258	CEDIMENTI	LinStatic	55473.28	3639.61
332	172	Shell-Thick	SX271	CEDIMENTI	LinStatic	61669.69	4071.21
333	780	Shell-Thick	DX38	CEDIMENTI	LinStatic	8424.21	-5302.87
333	780	Shell-Thick	DX25	CEDIMENTI	LinStatic	-9502.89	-17534.87
333	780	Shell-Thick	DX26	CEDIMENTI	LinStatic	-8386.21	-12036.95
333	780	Shell-Thick	DX39	CEDIMENTI	LinStatic	7663.02	195.05
335	173	Shell-Thick	SX248	CEDIMENTI	LinStatic	785.46	892.55
335	173	Shell-Thick	SX235	CEDIMENTI	LinStatic	-1203.98	-150.88
335	173	Shell-Thick	SX236	CEDIMENTI	LinStatic	-1422.28	-504.05
335	173	Shell-Thick	SX249	CEDIMENTI	LinStatic	1054.32	539.38
336	174	Shell-Thick	SX249	CEDIMENTI	LinStatic	-1172.60	516.14
336	174	Shell-Thick	SX236	CEDIMENTI	LinStatic	1635.77	-622.30
336	174	Shell-Thick	SX237	CEDIMENTI	LinStatic	27793.16	-95.39
336	174	Shell-Thick	SX250	CEDIMENTI	LinStatic	24498.05	1043.05
337	175	Shell-Thick	SX250	CEDIMENTI	LinStatic	-57309.73	4071.55
337	175	Shell-Thick	SX237	CEDIMENTI	LinStatic	-51108.73	4469.08
337	175	Shell-Thick	SX238	CEDIMENTI	LinStatic	21315.74	5914.91
337	175	Shell-Thick	SX251	CEDIMENTI	LinStatic	19367.76	5517.38
339	176	Shell-Thick	SX253	CEDIMENTI	LinStatic	-13393.19	6406.84
339	176	Shell-Thick	SX240	CEDIMENTI	LinStatic	-13910.19	6960.07

339	176	Shell-Thick	SX241	CEDIMENTI	LinStatic	35515.98	5590.57
339	176	Shell-Thick	SX254	CEDIMENTI	LinStatic	40443.38	5037.34
340	177	Shell-Thick	SX254	CEDIMENTI	LinStatic	-40690.68	5291.04
340	177	Shell-Thick	SX241	CEDIMENTI	LinStatic	-35748.42	5361.76
340	177	Shell-Thick	SX242	CEDIMENTI	LinStatic	14093.80	6792.71
340	177	Shell-Thick	SX255	CEDIMENTI	LinStatic	13649.93	6721.99
341	781	Shell-Thick	DX414	CEDIMENTI	LinStatic	-91299.12	7302.32
341	781	Shell-Thick	DX401	CEDIMENTI	LinStatic	-69480.79	-5735.58
341	781	Shell-Thick	DX402	CEDIMENTI	LinStatic	3308.58	-7110.74
341	781	Shell-Thick	DX415	CEDIMENTI	LinStatic	-9899.11	5927.16
342	178	Shell-Thick	SX257	CEDIMENTI	LinStatic	-18509.05	5189.66
342	178	Shell-Thick	SX244	CEDIMENTI	LinStatic	-20834.17	6525.84
342	178	Shell-Thick	SX245	CEDIMENTI	LinStatic	47924.73	5244.95
342	178	Shell-Thick	SX258	CEDIMENTI	LinStatic	54603.67	3908.77
343	179	Shell-Thick	SX405	CEDIMENTI	LinStatic	-786.55	-1096.27
343	179	Shell-Thick	SX392	CEDIMENTI	LinStatic	615.12	-53.46
343	179	Shell-Thick	SX393	CEDIMENTI	LinStatic	700.33	-641.46
343	179	Shell-Thick	SX406	CEDIMENTI	LinStatic	-845.87	-1684.28
344	180	Shell-Thick	SX406	CEDIMENTI	LinStatic	9298.90	-1154.79
344	180	Shell-Thick	SX393	CEDIMENTI	LinStatic	-3133.28	-1343.37
344	180	Shell-Thick	SX394	CEDIMENTI	LinStatic	65535.04	820.79
344	180	Shell-Thick	SX407	CEDIMENTI	LinStatic	87531.15	1009.37
345	181	Shell-Thick	SX235	CEDIMENTI	LinStatic	-1597.33	203.89
345	181	Shell-Thick	SX222	CEDIMENTI	LinStatic	1101.93	-534.46
345	181	Shell-Thick	SX223	CEDIMENTI	LinStatic	1531.81	-1600.78
345	181	Shell-Thick	SX236	CEDIMENTI	LinStatic	-1741.35	-862.43
346	182	Shell-Thick	SX236	CEDIMENTI	LinStatic	2022.99	-1192.50
346	182	Shell-Thick	SX223	CEDIMENTI	LinStatic	-4258.20	-1481.34
346	182	Shell-Thick	SX224	CEDIMENTI	LinStatic	15271.15	387.74
346	182	Shell-Thick	SX237	CEDIMENTI	LinStatic	26652.17	676.57
347	183	Shell-Thick	SX237	CEDIMENTI	LinStatic	-50579.65	4595.89
347	183	Shell-Thick	SX224	CEDIMENTI	LinStatic	-44276.66	4685.31
347	183	Shell-Thick	SX225	CEDIMENTI	LinStatic	22692.08	6266.43
347	183	Shell-Thick	SX238	CEDIMENTI	LinStatic	20268.04	6177.00
348	782	Shell-Thick	DX415	CEDIMENTI	LinStatic	346.21	-1908.27
348	782	Shell-Thick	DX402	CEDIMENTI	LinStatic	634.77	638.77
348	782	Shell-Thick	DX403	CEDIMENTI	LinStatic	542.72	152.03
348	782	Shell-Thick	DX416	CEDIMENTI	LinStatic	86.24	-2395.01
349	184	Shell-Thick	SX240	CEDIMENTI	LinStatic	-13288.30	6899.19
349	184	Shell-Thick	SX227	CEDIMENTI	LinStatic	-14549.39	6722.73
349	184	Shell-Thick	SX228	CEDIMENTI	LinStatic	28871.50	5846.19
349	184	Shell-Thick	SX241	CEDIMENTI	LinStatic	34557.03	6022.66
350	185	Shell-Thick	SX241	CEDIMENTI	LinStatic	-34753.82	5850.09
350	185	Shell-Thick	SX228	CEDIMENTI	LinStatic	-28885.05	6061.84
350	185	Shell-Thick	SX229	CEDIMENTI	LinStatic	14718.86	6859.88
350	185	Shell-Thick	SX242	CEDIMENTI	LinStatic	13209.87	6648.13
351	783	Shell-Thick	DX401	CEDIMENTI	LinStatic	-67425.53	-5900.99
351	783	Shell-Thick	DX388	CEDIMENTI	LinStatic	-52999.21	7160.71
351	783	Shell-Thick	DX389	CEDIMENTI	LinStatic	2892.11	6285.93
351	783	Shell-Thick	DX402	CEDIMENTI	LinStatic	-591.91	-6775.77
352	186	Shell-Thick	SX244	CEDIMENTI	LinStatic	-20375.25	7111.62
352	186	Shell-Thick	SX231	CEDIMENTI	LinStatic	-22094.73	6069.42
352	186	Shell-Thick	SX232	CEDIMENTI	LinStatic	41643.67	4065.82
352	186	Shell-Thick	SX245	CEDIMENTI	LinStatic	47542.54	5108.02
353	187	Shell-Thick	SX407	CEDIMENTI	LinStatic	-121505.17	1273.57
353	187	Shell-Thick	SX394	CEDIMENTI	LinStatic	-114419.56	1674.90
353	187	Shell-Thick	SX395	CEDIMENTI	LinStatic	16469.60	-2118.56
353	187	Shell-Thick	SX408	CEDIMENTI	LinStatic	10551.37	-2519.89
354	784	Shell-Thick	DX402	CEDIMENTI	LinStatic	-1086.20	420.79
354	784	Shell-Thick	DX389	CEDIMENTI	LinStatic	-340.39	-1021.15
354	784	Shell-Thick	DX390	CEDIMENTI	LinStatic	-464.57	-1172.73
354	784	Shell-Thick	DX403	CEDIMENTI	LinStatic	-1054.88	269.22
355	188	Shell-Thick	SX222	CEDIMENTI	LinStatic	1044.37	-661.17
355	188	Shell-Thick	SX209	CEDIMENTI	LinStatic	355.99	2487.02
355	188	Shell-Thick	SX210	CEDIMENTI	LinStatic	124.10	1674.36
355	188	Shell-Thick	SX223	CEDIMENTI	LinStatic	1135.45	-1473.83
356	189	Shell-Thick	SX223	CEDIMENTI	LinStatic	-4413.88	-849.95
356	189	Shell-Thick	SX210	CEDIMENTI	LinStatic	116.24	778.73
356	189	Shell-Thick	SX211	CEDIMENTI	LinStatic	22517.79	1357.23
356	189	Shell-Thick	SX224	CEDIMENTI	LinStatic	14524.48	-271.44
357	190	Shell-Thick	SX224	CEDIMENTI	LinStatic	-43916.83	4733.06
357	190	Shell-Thick	SX211	CEDIMENTI	LinStatic	-38258.32	5117.84
357	190	Shell-Thick	SX212	CEDIMENTI	LinStatic	23859.64	6925.72
357	190	Shell-Thick	SX225	CEDIMENTI	LinStatic	21422.68	6540.93
358	785	Shell-Thick	DX378	CEDIMENTI	LinStatic	-743.85	-781.24
358	785	Shell-Thick	DX365	CEDIMENTI	LinStatic	919.81	-329.05
358	785	Shell-Thick	DX366	CEDIMENTI	LinStatic	1026.66	254.83
358	785	Shell-Thick	DX379	CEDIMENTI	LinStatic	-999.10	-197.36
359	191	Shell-Thick	SX227	CEDIMENTI	LinStatic	-13552.38	7280.39
359	191	Shell-Thick	SX214	CEDIMENTI	LinStatic	-14140.38	7743.15
359	191	Shell-Thick	SX215	CEDIMENTI	LinStatic	23311.03	6015.10



Autorità Portuale di Taranto
Interventi per il dragaggio di 2,3 M³ di sedimenti in area Molo Polisettoriale e per la realizzazione di un primo lotto della cassa di colmata funzionale all'ampliamento del V Sporgente del Porto di Taranto

Allegati alla relazione di calcolo strutturale allineamento "BC"

Data 05/2016
Rev. B
c.d.c.: C296A
514B

359	191	Shell-Thick	SX228	CEDIMENTI	LinStatic	27933.28	5552.34
360	192	Shell-Thick	SX228	CEDIMENTI	LinStatic	-27948.09	5618.86
360	192	Shell-Thick	SX215	CEDIMENTI	LinStatic	-23534.50	5957.77
360	192	Shell-Thick	SX216	CEDIMENTI	LinStatic	14157.22	7921.53
360	192	Shell-Thick	SX229	CEDIMENTI	LinStatic	13883.81	7582.62
361	786	Shell-Thick	DX379	CEDIMENTI	LinStatic	-980.88	263.26
361	786	Shell-Thick	DX366	CEDIMENTI	LinStatic	-3642.22	-98.66
361	786	Shell-Thick	DX367	CEDIMENTI	LinStatic	42452.80	-196.56
361	786	Shell-Thick	DX380	CEDIMENTI	LinStatic	53998.63	165.35
362	193	Shell-Thick	SX231	CEDIMENTI	LinStatic	-19689.46	6114.17
362	193	Shell-Thick	SX218	CEDIMENTI	LinStatic	-22619.30	8349.87
362	193	Shell-Thick	SX219	CEDIMENTI	LinStatic	34907.88	6565.21
362	193	Shell-Thick	SX232	CEDIMENTI	LinStatic	41217.15	4329.51
363	194	Shell-Thick	SX410	CEDIMENTI	LinStatic	-8851.71	-2648.76
363	194	Shell-Thick	SX397	CEDIMENTI	LinStatic	-14598.36	-2159.16
363	194	Shell-Thick	SX398	CEDIMENTI	LinStatic	93468.80	1668.76
363	194	Shell-Thick	SX411	CEDIMENTI	LinStatic	100331.52	1179.17
364	195	Shell-Thick	SX411	CEDIMENTI	LinStatic	-100478.28	1227.88
364	195	Shell-Thick	SX398	CEDIMENTI	LinStatic	-93631.51	1616.35
364	195	Shell-Thick	SX399	CEDIMENTI	LinStatic	14809.73	-2212.10
364	195	Shell-Thick	SX412	CEDIMENTI	LinStatic	9079.98	-2600.57
365	196	Shell-Thick	SX209	CEDIMENTI	LinStatic	-944.45	2658.15
365	196	Shell-Thick	SX196	CEDIMENTI	LinStatic	-423.87	-280.83
365	196	Shell-Thick	SX197	CEDIMENTI	LinStatic	-327.66	-1548.15
365	196	Shell-Thick	SX210	CEDIMENTI	LinStatic	-654.46	1390.83
366	197	Shell-Thick	SX210	CEDIMENTI	LinStatic	-1855.40	602.93
366	197	Shell-Thick	SX197	CEDIMENTI	LinStatic	2910.83	-1134.48
366	197	Shell-Thick	SX198	CEDIMENTI	LinStatic	31832.92	-241.29
366	197	Shell-Thick	SX211	CEDIMENTI	LinStatic	23140.47	1496.12
367	198	Shell-Thick	SX211	CEDIMENTI	LinStatic	-38165.52	5312.20
367	198	Shell-Thick	SX198	CEDIMENTI	LinStatic	-32481.31	5249.94
367	198	Shell-Thick	SX199	CEDIMENTI	LinStatic	26395.29	6897.95
367	198	Shell-Thick	SX212	CEDIMENTI	LinStatic	23064.34	6960.21
368	787	Shell-Thick	DX365	CEDIMENTI	LinStatic	924.28	-392.07
368	787	Shell-Thick	DX352	CEDIMENTI	LinStatic	-695.09	-287.41
368	787	Shell-Thick	DX353	CEDIMENTI	LinStatic	-978.45	367.05
368	787	Shell-Thick	DX366	CEDIMENTI	LinStatic	991.54	262.39
369	199	Shell-Thick	SX214	CEDIMENTI	LinStatic	-13664.44	7400.70
369	199	Shell-Thick	SX201	CEDIMENTI	LinStatic	-15143.38	7152.85
369	199	Shell-Thick	SX202	CEDIMENTI	LinStatic	17195.16	6338.19
369	199	Shell-Thick	SX215	CEDIMENTI	LinStatic	22452.38	6586.05
370	200	Shell-Thick	SX215	CEDIMENTI	LinStatic	-22653.08	6691.14
370	200	Shell-Thick	SX202	CEDIMENTI	LinStatic	-17182.74	6246.74
370	200	Shell-Thick	SX203	CEDIMENTI	LinStatic	15441.53	6956.03
370	200	Shell-Thick	SX216	CEDIMENTI	LinStatic	13738.49	7400.44
371	788	Shell-Thick	DX366	CEDIMENTI	LinStatic	-2418.17	41.90
371	788	Shell-Thick	DX353	CEDIMENTI	LinStatic	-2276.33	713.33
371	788	Shell-Thick	DX354	CEDIMENTI	LinStatic	38216.90	309.61
371	788	Shell-Thick	DX367	CEDIMENTI	LinStatic	41154.54	-361.82
372	201	Shell-Thick	SX218	CEDIMENTI	LinStatic	-22768.53	6480.58
372	201	Shell-Thick	SX205	CEDIMENTI	LinStatic	-33209.46	4684.26
372	201	Shell-Thick	SX206	CEDIMENTI	LinStatic	21891.58	6969.90
372	201	Shell-Thick	SX219	CEDIMENTI	LinStatic	35258.55	8766.22
373	789	Shell-Thick	DX352	CEDIMENTI	LinStatic	-938.06	-265.34
373	789	Shell-Thick	DX339	CEDIMENTI	LinStatic	1114.79	283.96
373	789	Shell-Thick	DX340	CEDIMENTI	LinStatic	1183.97	918.55
373	789	Shell-Thick	DX353	CEDIMENTI	LinStatic	-1183.45	369.25
374	202	Shell-Thick	SX414	CEDIMENTI	LinStatic	-10605.46	-2627.19
374	202	Shell-Thick	SX401	CEDIMENTI	LinStatic	-16563.72	-2047.63
374	202	Shell-Thick	SX402	CEDIMENTI	LinStatic	112426.98	1776.27
374	202	Shell-Thick	SX415	CEDIMENTI	LinStatic	119557.64	1196.72
375	203	Shell-Thick	SX196	CEDIMENTI	LinStatic	-999.57	-14.76
375	203	Shell-Thick	SX183	CEDIMENTI	LinStatic	1211.62	408.51
375	203	Shell-Thick	SX184	CEDIMENTI	LinStatic	1400.72	-1402.57
375	203	Shell-Thick	SX197	CEDIMENTI	LinStatic	-1185.96	-1825.84
376	204	Shell-Thick	SX197	CEDIMENTI	LinStatic	1784.42	-1809.65
376	204	Shell-Thick	SX184	CEDIMENTI	LinStatic	-1998.99	-2029.68
376	204	Shell-Thick	SX185	CEDIMENTI	LinStatic	25090.84	272.36
376	204	Shell-Thick	SX198	CEDIMENTI	LinStatic	31189.75	492.39
377	205	Shell-Thick	SX198	CEDIMENTI	LinStatic	-32919.65	5142.86
377	205	Shell-Thick	SX185	CEDIMENTI	LinStatic	-27382.48	5506.40
377	205	Shell-Thick	SX186	CEDIMENTI	LinStatic	29635.26	7533.96
377	205	Shell-Thick	SX199	CEDIMENTI	LinStatic	25210.27	7170.43
378	790	Shell-Thick	DX353	CEDIMENTI	LinStatic	-2008.11	1093.87
378	790	Shell-Thick	DX340	CEDIMENTI	LinStatic	-649.30	323.69
378	790	Shell-Thick	DX341	CEDIMENTI	LinStatic	37402.88	-771.30
378	790	Shell-Thick	DX354	CEDIMENTI	LinStatic	37605.61	-1.12
379	206	Shell-Thick	SX201	CEDIMENTI	LinStatic	-14194.65	7975.08
379	206	Shell-Thick	SX188	CEDIMENTI	LinStatic	-16670.16	8868.96
379	206	Shell-Thick	SX189	CEDIMENTI	LinStatic	10948.89	6788.44
379	206	Shell-Thick	SX202	CEDIMENTI	LinStatic	16444.60	5894.57

380	207	Shell-Thick	SX202	CEDIMENTI	LinStatic	-16411.30	5751.07
380	207	Shell-Thick	SX189	CEDIMENTI	LinStatic	-10860.80	6924.97
380	207	Shell-Thick	SX190	CEDIMENTI	LinStatic	16625.25	9004.71
380	207	Shell-Thick	SX203	CEDIMENTI	LinStatic	14292.38	7830.81
381	791	Shell-Thick	DX339	CEDIMENTI	LinStatic	924.79	76.00
381	791	Shell-Thick	DX326	CEDIMENTI	LinStatic	-934.80	-933.12
381	791	Shell-Thick	DX327	CEDIMENTI	LinStatic	-1298.90	102.65
381	791	Shell-Thick	DX340	CEDIMENTI	LinStatic	1032.96	1111.76
382	208	Shell-Thick	SX205	CEDIMENTI	LinStatic	-31438.65	8613.93
382	208	Shell-Thick	SX192	CEDIMENTI	LinStatic	-28764.06	8804.93
382	208	Shell-Thick	SX193	CEDIMENTI	LinStatic	24086.12	2874.65
382	208	Shell-Thick	SX206	CEDIMENTI	LinStatic	22268.34	2683.65
384	209	Shell-Thick	SX26	CEDIMENTI	LinStatic	-7279.97	-16106.37
384	209	Shell-Thick	SX39	CEDIMENTI	LinStatic	6509.27	-2554.81
384	209	Shell-Thick	SX38	CEDIMENTI	LinStatic	6932.36	-267.28
384	209	Shell-Thick	SX25	CEDIMENTI	LinStatic	-8761.18	-13818.83
385	210	Shell-Thick	SX183	CEDIMENTI	LinStatic	3.50	247.01
385	210	Shell-Thick	SX170	CEDIMENTI	LinStatic	671.78	1770.99
385	210	Shell-Thick	SX171	CEDIMENTI	LinStatic	622.35	-9.73
385	210	Shell-Thick	SX184	CEDIMENTI	LinStatic	284.54	-1533.72
386	211	Shell-Thick	SX184	CEDIMENTI	LinStatic	-2945.90	-1758.72
386	211	Shell-Thick	SX171	CEDIMENTI	LinStatic	1534.64	-123.15
386	211	Shell-Thick	SX172	CEDIMENTI	LinStatic	29344.61	1086.75
386	211	Shell-Thick	SX185	CEDIMENTI	LinStatic	23684.93	-548.81
387	212	Shell-Thick	SX185	CEDIMENTI	LinStatic	-28470.29	5267.82
387	212	Shell-Thick	SX172	CEDIMENTI	LinStatic	-24521.02	7417.45
387	212	Shell-Thick	SX173	CEDIMENTI	LinStatic	33480.55	8000.40
387	212	Shell-Thick	SX186	CEDIMENTI	LinStatic	29087.55	5850.77
388	792	Shell-Thick	DX340	CEDIMENTI	LinStatic	-609.96	414.67
388	792	Shell-Thick	DX327	CEDIMENTI	LinStatic	1508.15	960.33
388	792	Shell-Thick	DX328	CEDIMENTI	LinStatic	38902.69	-233.37
388	792	Shell-Thick	DX341	CEDIMENTI	LinStatic	37020.31	-779.03
389	213	Shell-Thick	SX188	CEDIMENTI	LinStatic	-15381.17	7683.06
389	213	Shell-Thick	SX175	CEDIMENTI	LinStatic	-18066.60	9887.26
389	213	Shell-Thick	SX176	CEDIMENTI	LinStatic	5105.44	10447.67
389	213	Shell-Thick	SX189	CEDIMENTI	LinStatic	10318.82	8243.47
390	214	Shell-Thick	SX189	CEDIMENTI	LinStatic	-10162.83	8374.99
390	214	Shell-Thick	SX176	CEDIMENTI	LinStatic	-5055.33	10326.61
390	214	Shell-Thick	SX177	CEDIMENTI	LinStatic	17976.41	9752.68
390	214	Shell-Thick	SX190	CEDIMENTI	LinStatic	15519.29	7801.06
391	793	Shell-Thick	DX326	CEDIMENTI	LinStatic	-1337.39	-842.57
391	793	Shell-Thick	DX313	CEDIMENTI	LinStatic	869.62	-1526.61
391	793	Shell-Thick	DX314	CEDIMENTI	LinStatic	1100.52	-651.12
391	793	Shell-Thick	DX327	CEDIMENTI	LinStatic	-1662.90	32.92
392	215	Shell-Thick	SX192	CEDIMENTI	LinStatic	-28193.70	5419.00
392	215	Shell-Thick	SX179	CEDIMENTI	LinStatic	-31568.26	8059.99
392	215	Shell-Thick	SX180	CEDIMENTI	LinStatic	21635.80	7125.07
392	215	Shell-Thick	SX193	CEDIMENTI	LinStatic	24734.34	4484.07
393	216	Shell-Thick	SX25	CEDIMENTI	LinStatic	44923.02	-11640.91
393	216	Shell-Thick	SX38	CEDIMENTI	LinStatic	-26116.20	-1630.92
393	216	Shell-Thick	SX37	CEDIMENTI	LinStatic	94268.50	3602.66
393	216	Shell-Thick	SX24	CEDIMENTI	LinStatic	200909.00	-6407.32
394	217	Shell-Thick	SX39	CEDIMENTI	LinStatic	4946.05	-3461.11
394	217	Shell-Thick	SX52	CEDIMENTI	LinStatic	-2675.98	-237.93
394	217	Shell-Thick	SX51	CEDIMENTI	LinStatic	-3339.14	3270.88
394	217	Shell-Thick	SX38	CEDIMENTI	LinStatic	5965.43	47.69
395	218	Shell-Thick	SX170	CEDIMENTI	LinStatic	-120.04	983.98
395	218	Shell-Thick	SX157	CEDIMENTI	LinStatic	-1746.54	-3309.80
395	218	Shell-Thick	SX158	CEDIMENTI	LinStatic	-1602.42	-2192.87
395	218	Shell-Thick	SX171	CEDIMENTI	LinStatic	106.10	2100.90
396	219	Shell-Thick	SX171	CEDIMENTI	LinStatic	2217.87	1731.41
396	219	Shell-Thick	SX158	CEDIMENTI	LinStatic	1313.02	-1510.69
396	219	Shell-Thick	SX159	CEDIMENTI	LinStatic	29209.16	-1794.63
396	219	Shell-Thick	SX172	CEDIMENTI	LinStatic	33892.17	1447.47
397	220	Shell-Thick	SX172	CEDIMENTI	LinStatic	-27213.81	6303.21
397	220	Shell-Thick	SX159	CEDIMENTI	LinStatic	-20780.10	7527.57
397	220	Shell-Thick	SX160	CEDIMENTI	LinStatic	29823.64	9026.65
397	220	Shell-Thick	SX173	CEDIMENTI	LinStatic	38670.57	7802.28
398	794	Shell-Thick	DX327	CEDIMENTI	LinStatic	1679.55	707.85
398	794	Shell-Thick	DX314	CEDIMENTI	LinStatic	-4010.43	-1178.16
398	794	Shell-Thick	DX315	CEDIMENTI	LinStatic	27496.81	-1688.98
398	794	Shell-Thick	DX328	CEDIMENTI	LinStatic	38146.20	197.03
399	221	Shell-Thick	SX175	CEDIMENTI	LinStatic	-21237.87	9446.43
399	221	Shell-Thick	SX162	CEDIMENTI	LinStatic	-14169.77	10498.77
399	221	Shell-Thick	SX163	CEDIMENTI	LinStatic	2991.85	11739.04
399	221	Shell-Thick	SX176	CEDIMENTI	LinStatic	4812.21	10686.70
400	222	Shell-Thick	SX176	CEDIMENTI	LinStatic	-4682.45	10545.81
400	222	Shell-Thick	SX163	CEDIMENTI	LinStatic	-2915.14	11844.30
400	222	Shell-Thick	SX164	CEDIMENTI	LinStatic	13832.10	10593.71
400	222	Shell-Thick	SX177	CEDIMENTI	LinStatic	20963.02	9295.22
401	795	Shell-Thick	DX313	CEDIMENTI	LinStatic	1077.99	-1717.61

401	795	Shell-Thick	DX300	CEDIMENTI	LinStatic	279.21	815.06
401	795	Shell-Thick	DX301	CEDIMENTI	LinStatic	11.07	2037.64
401	795	Shell-Thick	DX314	CEDIMENTI	LinStatic	1104.49	-495.03
402	223	Shell-Thick	SX179	CEDIMENTI	LinStatic	-36606.85	7519.41
402	223	Shell-Thick	SX166	CEDIMENTI	LinStatic	-28345.68	8659.15
402	223	Shell-Thick	SX167	CEDIMENTI	LinStatic	16890.58	7502.86
402	223	Shell-Thick	SX180	CEDIMENTI	LinStatic	23800.51	6363.12
403	224	Shell-Thick	SX38	CEDIMENTI	LinStatic	-16645.52	2414.48
403	224	Shell-Thick	SX51	CEDIMENTI	LinStatic	-3092.11	1418.35
403	224	Shell-Thick	SX50	CEDIMENTI	LinStatic	85355.47	-2806.38
403	224	Shell-Thick	SX37	CEDIMENTI	LinStatic	83934.50	-1810.25
404	225	Shell-Thick	SX52	CEDIMENTI	LinStatic	-4287.49	557.39
404	225	Shell-Thick	SX65	CEDIMENTI	LinStatic	1570.73	-5134.58
404	225	Shell-Thick	SX64	CEDIMENTI	LinStatic	2298.19	-2965.92
404	225	Shell-Thick	SX51	CEDIMENTI	LinStatic	-4462.39	2726.05
405	226	Shell-Thick	SX157	CEDIMENTI	LinStatic	-652.09	-3801.76
405	226	Shell-Thick	SX144	CEDIMENTI	LinStatic	1615.94	-2238.38
405	226	Shell-Thick	SX145	CEDIMENTI	LinStatic	1945.15	-241.57
405	226	Shell-Thick	SX158	CEDIMENTI	LinStatic	-1055.15	-1804.95
406	227	Shell-Thick	SX158	CEDIMENTI	LinStatic	5498.33	-1560.48
406	227	Shell-Thick	SX145	CEDIMENTI	LinStatic	-5638.56	66.41
406	227	Shell-Thick	SX146	CEDIMENTI	LinStatic	2044.15	-449.56
406	227	Shell-Thick	SX159	CEDIMENTI	LinStatic	25875.82	-2076.46
407	228	Shell-Thick	SX159	CEDIMENTI	LinStatic	-16099.23	6309.93
407	228	Shell-Thick	SX146	CEDIMENTI	LinStatic	-8577.70	5796.59
407	228	Shell-Thick	SX147	CEDIMENTI	LinStatic	18608.81	7690.53
407	228	Shell-Thick	SX160	CEDIMENTI	LinStatic	25111.47	8203.87
408	796	Shell-Thick	DX314	CEDIMENTI	LinStatic	-3615.44	-571.80
408	796	Shell-Thick	DX301	CEDIMENTI	LinStatic	-374.00	2317.90
408	796	Shell-Thick	DX302	CEDIMENTI	LinStatic	31462.95	541.48
408	796	Shell-Thick	DX315	CEDIMENTI	LinStatic	26845.57	-2348.23
409	229	Shell-Thick	SX162	CEDIMENTI	LinStatic	-11701.51	10491.41
409	229	Shell-Thick	SX149	CEDIMENTI	LinStatic	-7376.66	10350.90
409	229	Shell-Thick	SX150	CEDIMENTI	LinStatic	-3487.45	11194.52
409	229	Shell-Thick	SX163	CEDIMENTI	LinStatic	534.10	11335.03
410	230	Shell-Thick	SX163	CEDIMENTI	LinStatic	-485.70	11432.55
410	230	Shell-Thick	SX150	CEDIMENTI	LinStatic	3495.08	11076.71
410	230	Shell-Thick	SX151	CEDIMENTI	LinStatic	7122.32	10231.43
410	230	Shell-Thick	SX164	CEDIMENTI	LinStatic	11489.25	10587.28
411	797	Shell-Thick	DX300	CEDIMENTI	LinStatic	-691.48	808.82
411	797	Shell-Thick	DX287	CEDIMENTI	LinStatic	-393.91	-1620.41
411	797	Shell-Thick	DX288	CEDIMENTI	LinStatic	-502.39	-288.15
411	797	Shell-Thick	DX301	CEDIMENTI	LinStatic	-677.11	2141.08
412	231	Shell-Thick	SX166	CEDIMENTI	LinStatic	-23639.11	8024.41
412	231	Shell-Thick	SX153	CEDIMENTI	LinStatic	-17153.25	7747.70
412	231	Shell-Thick	SX154	CEDIMENTI	LinStatic	4479.49	5872.50
412	231	Shell-Thick	SX167	CEDIMENTI	LinStatic	12062.41	6149.21
413	232	Shell-Thick	SX51	CEDIMENTI	LinStatic	1402.02	918.18
413	232	Shell-Thick	SX64	CEDIMENTI	LinStatic	-1669.74	-827.23
413	232	Shell-Thick	SX63	CEDIMENTI	LinStatic	62695.36	-3123.43
413	232	Shell-Thick	SX50	CEDIMENTI	LinStatic	79176.26	-1378.02
414	233	Shell-Thick	SX65	CEDIMENTI	LinStatic	1413.56	-5179.03
414	233	Shell-Thick	SX78	CEDIMENTI	LinStatic	-293.66	-2365.95
414	233	Shell-Thick	SX77	CEDIMENTI	LinStatic	-289.65	-256.97
414	233	Shell-Thick	SX64	CEDIMENTI	LinStatic	1498.84	-3070.05
415	234	Shell-Thick	SX144	CEDIMENTI	LinStatic	1283.90	-1928.11
415	234	Shell-Thick	SX131	CEDIMENTI	LinStatic	-1121.53	-1120.67
415	234	Shell-Thick	SX132	CEDIMENTI	LinStatic	-1381.29	-2.92
415	234	Shell-Thick	SX145	CEDIMENTI	LinStatic	1527.99	-810.36
416	235	Shell-Thick	SX145	CEDIMENTI	LinStatic	-2512.48	-107.51
416	235	Shell-Thick	SX132	CEDIMENTI	LinStatic	-1808.63	-343.98
416	235	Shell-Thick	SX133	CEDIMENTI	LinStatic	-4806.24	-1289.80
416	235	Shell-Thick	SX146	CEDIMENTI	LinStatic	-1879.74	-1053.33
417	236	Shell-Thick	SX146	CEDIMENTI	LinStatic	-4780.84	6067.27
417	236	Shell-Thick	SX133	CEDIMENTI	LinStatic	1884.98	6044.02
417	236	Shell-Thick	SX134	CEDIMENTI	LinStatic	7545.20	7432.72
417	236	Shell-Thick	SX147	CEDIMENTI	LinStatic	14506.55	7455.97
418	798	Shell-Thick	DX301	CEDIMENTI	LinStatic	-1424.31	2552.19
418	798	Shell-Thick	DX288	CEDIMENTI	LinStatic	1608.38	-508.44
418	798	Shell-Thick	DX289	CEDIMENTI	LinStatic	36425.61	-2608.32
418	798	Shell-Thick	DX302	CEDIMENTI	LinStatic	31485.97	452.31
419	237	Shell-Thick	SX149	CEDIMENTI	LinStatic	-5157.50	10042.44
419	237	Shell-Thick	SX136	CEDIMENTI	LinStatic	-192.23	9900.88
419	237	Shell-Thick	SX137	CEDIMENTI	LinStatic	-9047.77	11283.93
419	237	Shell-Thick	SX150	CEDIMENTI	LinStatic	-5868.85	11425.50
420	238	Shell-Thick	SX150	CEDIMENTI	LinStatic	5894.84	11314.99
420	238	Shell-Thick	SX137	CEDIMENTI	LinStatic	9109.60	11374.42
420	238	Shell-Thick	SX138	CEDIMENTI	LinStatic	-168.73	9985.22
420	238	Shell-Thick	SX151	CEDIMENTI	LinStatic	4773.43	9925.79
421	799	Shell-Thick	DX287	CEDIMENTI	LinStatic	-421.39	-1685.25
421	799	Shell-Thick	DX274	CEDIMENTI	LinStatic	847.38	-890.01

421	799	Shell-Thick	DX275	CEDIMENTI	LinStatic	953.99	316.98
421	799	Shell-Thick	DX288	CEDIMENTI	LinStatic	-620.10	-478.26
422	239	Shell-Thick	SX153	CEDIMENTI	LinStatic	-13086.45	7508.43
422	239	Shell-Thick	SX140	CEDIMENTI	LinStatic	-6294.60	7379.94
422	239	Shell-Thick	SX141	CEDIMENTI	LinStatic	-6026.88	6027.77
422	239	Shell-Thick	SX154	CEDIMENTI	LinStatic	809.17	6156.26
423	240	Shell-Thick	SX64	CEDIMENTI	LinStatic	3334.05	-1712.03
423	240	Shell-Thick	SX77	CEDIMENTI	LinStatic	-8317.35	-1402.96
423	240	Shell-Thick	SX76	CEDIMENTI	LinStatic	31376.31	-1905.61
423	240	Shell-Thick	SX63	CEDIMENTI	LinStatic	55992.12	-2214.68
424	241	Shell-Thick	SX78	CEDIMENTI	LinStatic	-1290.07	-2138.88
424	241	Shell-Thick	SX91	CEDIMENTI	LinStatic	1780.98	-271.35
424	241	Shell-Thick	SX90	CEDIMENTI	LinStatic	2000.82	1438.89
424	241	Shell-Thick	SX77	CEDIMENTI	LinStatic	-1317.28	-428.65
425	242	Shell-Thick	SX131	CEDIMENTI	LinStatic	-1627.14	-1166.66
425	242	Shell-Thick	SX118	CEDIMENTI	LinStatic	1778.86	-961.34
425	242	Shell-Thick	SX119	CEDIMENTI	LinStatic	1988.92	348.38
425	242	Shell-Thick	SX132	CEDIMENTI	LinStatic	-1908.77	143.05
426	243	Shell-Thick	SX132	CEDIMENTI	LinStatic	-943.31	211.31
426	243	Shell-Thick	SX119	CEDIMENTI	LinStatic	536.88	614.60
426	243	Shell-Thick	SX120	CEDIMENTI	LinStatic	-7793.80	-1203.22
426	243	Shell-Thick	SX133	CEDIMENTI	LinStatic	-6629.52	-1606.51
427	244	Shell-Thick	SX133	CEDIMENTI	LinStatic	5529.72	5841.09
427	244	Shell-Thick	SX120	CEDIMENTI	LinStatic	12373.29	5754.87
427	244	Shell-Thick	SX121	CEDIMENTI	LinStatic	-3108.28	7301.66
427	244	Shell-Thick	SX134	CEDIMENTI	LinStatic	3534.44	7387.88
428	800	Shell-Thick	DX288	CEDIMENTI	LinStatic	1610.26	-923.76
428	800	Shell-Thick	DX275	CEDIMENTI	LinStatic	176.57	941.96
428	800	Shell-Thick	DX276	CEDIMENTI	LinStatic	31732.13	-420.02
428	800	Shell-Thick	DX289	CEDIMENTI	LinStatic	36029.18	-2285.74
429	245	Shell-Thick	SX136	CEDIMENTI	LinStatic	1950.80	9854.69
429	245	Shell-Thick	SX123	CEDIMENTI	LinStatic	6378.05	9624.04
429	245	Shell-Thick	SX124	CEDIMENTI	LinStatic	-15031.61	10771.18
429	245	Shell-Thick	SX137	CEDIMENTI	LinStatic	-11391.20	11001.83
430	246	Shell-Thick	SX137	CEDIMENTI	LinStatic	11426.78	11086.55
430	246	Shell-Thick	SX124	CEDIMENTI	LinStatic	15082.30	10686.65
430	246	Shell-Thick	SX125	CEDIMENTI	LinStatic	-6629.86	9545.84
430	246	Shell-Thick	SX138	CEDIMENTI	LinStatic	-2211.46	9945.74
431	801	Shell-Thick	DX274	CEDIMENTI	LinStatic	431.76	-530.20
431	801	Shell-Thick	DX261	CEDIMENTI	LinStatic	-622.29	-387.16
431	801	Shell-Thick	DX262	CEDIMENTI	LinStatic	-622.39	342.77
431	801	Shell-Thick	DX275	CEDIMENTI	LinStatic	631.09	199.73
432	247	Shell-Thick	SX140	CEDIMENTI	LinStatic	-2225.33	7448.57
432	247	Shell-Thick	SX127	CEDIMENTI	LinStatic	4598.46	7548.49
432	247	Shell-Thick	SX128	CEDIMENTI	LinStatic	-16497.73	5853.11
432	247	Shell-Thick	SX141	CEDIMENTI	LinStatic	-9753.64	5753.19
433	248	Shell-Thick	SX77	CEDIMENTI	LinStatic	-5412.46	-225.54
433	248	Shell-Thick	SX90	CEDIMENTI	LinStatic	-774.19	1495.63
433	248	Shell-Thick	SX89	CEDIMENTI	LinStatic	26264.54	-1124.92
433	248	Shell-Thick	SX76	CEDIMENTI	LinStatic	26449.48	-2846.09
434	249	Shell-Thick	SX91	CEDIMENTI	LinStatic	484.16	-316.73
434	249	Shell-Thick	SX104	CEDIMENTI	LinStatic	-1597.66	-2958.53
434	249	Shell-Thick	SX103	CEDIMENTI	LinStatic	-1752.96	-1171.31
434	249	Shell-Thick	SX90	CEDIMENTI	LinStatic	905.03	1470.49
435	250	Shell-Thick	SX118	CEDIMENTI	LinStatic	1139.05	-1075.82
435	250	Shell-Thick	SX105	CEDIMENTI	LinStatic	-1256.04	-1899.17
435	250	Shell-Thick	SX106	CEDIMENTI	LinStatic	-1593.89	-429.64
435	250	Shell-Thick	SX119	CEDIMENTI	LinStatic	1350.26	393.71
436	251	Shell-Thick	SX119	CEDIMENTI	LinStatic	741.75	308.73
436	251	Shell-Thick	SX106	CEDIMENTI	LinStatic	2523.42	-58.89
436	251	Shell-Thick	SX107	CEDIMENTI	LinStatic	-8563.54	-1574.04
436	251	Shell-Thick	SX120	CEDIMENTI	LinStatic	-9180.47	-1206.41
437	252	Shell-Thick	SX120	CEDIMENTI	LinStatic	15876.58	5812.22
437	252	Shell-Thick	SX107	CEDIMENTI	LinStatic	22681.65	5680.83
437	252	Shell-Thick	SX108	CEDIMENTI	LinStatic	-13789.86	6910.71
437	252	Shell-Thick	SX121	CEDIMENTI	LinStatic	-7143.43	7042.10
438	802	Shell-Thick	DX275	CEDIMENTI	LinStatic	746.43	904.04
438	802	Shell-Thick	DX262	CEDIMENTI	LinStatic	-2197.20	-250.47
438	802	Shell-Thick	DX263	CEDIMENTI	LinStatic	33117.94	-479.07
438	802	Shell-Thick	DX276	CEDIMENTI	LinStatic	38163.82	675.45
439	253	Shell-Thick	SX123	CEDIMENTI	LinStatic	8488.98	9249.35
439	253	Shell-Thick	SX110	CEDIMENTI	LinStatic	13080.03	8877.26
439	253	Shell-Thick	SX111	CEDIMENTI	LinStatic	-20884.76	10324.15
439	253	Shell-Thick	SX124	CEDIMENTI	LinStatic	-17339.89	10696.23
440	254	Shell-Thick	SX124	CEDIMENTI	LinStatic	17415.76	10617.15
440	254	Shell-Thick	SX111	CEDIMENTI	LinStatic	21008.84	10405.93
440	254	Shell-Thick	SX112	CEDIMENTI	LinStatic	-13390.51	8961.85
440	254	Shell-Thick	SX125	CEDIMENTI	LinStatic	-8835.25	9173.07
441	803	Shell-Thick	DX261	CEDIMENTI	LinStatic	-551.89	-224.56
441	803	Shell-Thick	DX248	CEDIMENTI	LinStatic	1130.42	549.98
441	803	Shell-Thick	DX249	CEDIMENTI	LinStatic	1098.29	693.47

441	803	Shell-Thick	DX262	CEDIMENTI	LinStatic	-781.96	-81.07
442	255	Shell-Thick	SX127	CEDIMENTI	LinStatic	8641.14	7206.28
442	255	Shell-Thick	SX114	CEDIMENTI	LinStatic	15135.86	6945.63
442	255	Shell-Thick	SX115	CEDIMENTI	LinStatic	-26896.29	5731.36
442	255	Shell-Thick	SX128	CEDIMENTI	LinStatic	-19888.09	5992.01
443	256	Shell-Thick	SX90	CEDIMENTI	LinStatic	-421.33	1203.49
443	256	Shell-Thick	SX103	CEDIMENTI	LinStatic	1444.93	-686.86
443	256	Shell-Thick	SX102	CEDIMENTI	LinStatic	24160.44	-2625.82
443	256	Shell-Thick	SX89	CEDIMENTI	LinStatic	24109.02	-735.48
444	257	Shell-Thick	SX104	CEDIMENTI	LinStatic	-2119.34	-2639.52
444	257	Shell-Thick	SX117	CEDIMENTI	LinStatic	2359.41	-1794.08
444	257	Shell-Thick	SX116	CEDIMENTI	LinStatic	2874.61	-638.56
444	257	Shell-Thick	SX103	CEDIMENTI	LinStatic	-2550.98	-1484.01
445	258	Shell-Thick	SX105	CEDIMENTI	LinStatic	-2009.20	-1758.50
445	258	Shell-Thick	SX92	CEDIMENTI	LinStatic	1425.60	-2868.81
445	258	Shell-Thick	SX93	CEDIMENTI	LinStatic	1758.05	-1684.73
445	258	Shell-Thick	SX106	CEDIMENTI	LinStatic	-2400.33	-574.42
446	259	Shell-Thick	SX106	CEDIMENTI	LinStatic	3874.08	-474.14
446	259	Shell-Thick	SX93	CEDIMENTI	LinStatic	-3655.89	-1532.79
446	259	Shell-Thick	SX94	CEDIMENTI	LinStatic	-27665.62	-2200.50
446	259	Shell-Thick	SX107	CEDIMENTI	LinStatic	-11427.04	-1141.85
447	260	Shell-Thick	SX107	CEDIMENTI	LinStatic	26048.33	5406.93
447	260	Shell-Thick	SX94	CEDIMENTI	LinStatic	33223.67	5180.23
447	260	Shell-Thick	SX95	CEDIMENTI	LinStatic	-24394.13	6721.75
447	260	Shell-Thick	SX108	CEDIMENTI	LinStatic	-17944.12	6948.45
448	804	Shell-Thick	DX262	CEDIMENTI	LinStatic	-1821.76	-245.14
448	804	Shell-Thick	DX249	CEDIMENTI	LinStatic	-368.45	949.71
448	804	Shell-Thick	DX250	CEDIMENTI	LinStatic	32373.15	492.50
448	804	Shell-Thick	DX263	CEDIMENTI	LinStatic	32231.14	-702.35
449	261	Shell-Thick	SX110	CEDIMENTI	LinStatic	15222.39	8768.34
449	261	Shell-Thick	SX97	CEDIMENTI	LinStatic	19729.96	8379.68
449	261	Shell-Thick	SX98	CEDIMENTI	LinStatic	-27025.46	9514.55
449	261	Shell-Thick	SX111	CEDIMENTI	LinStatic	-23234.55	9903.21
450	262	Shell-Thick	SX111	CEDIMENTI	LinStatic	23340.04	9980.19
450	262	Shell-Thick	SX98	CEDIMENTI	LinStatic	27156.42	9447.63
450	262	Shell-Thick	SX99	CEDIMENTI	LinStatic	-19942.98	8323.26
450	262	Shell-Thick	SX112	CEDIMENTI	LinStatic	-15447.14	8855.83
451	805	Shell-Thick	DX248	CEDIMENTI	LinStatic	453.65	265.59
451	805	Shell-Thick	DX235	CEDIMENTI	LinStatic	-834.55	-651.04
451	805	Shell-Thick	DX236	CEDIMENTI	LinStatic	-1052.09	199.17
451	805	Shell-Thick	DX249	CEDIMENTI	LinStatic	636.01	1115.80
452	263	Shell-Thick	SX114	CEDIMENTI	LinStatic	19368.35	7057.94
452	263	Shell-Thick	SX101	CEDIMENTI	LinStatic	25944.82	6969.28
452	263	Shell-Thick	SX102	CEDIMENTI	LinStatic	-37480.73	5305.40
452	263	Shell-Thick	SX115	CEDIMENTI	LinStatic	-30333.34	5394.06
453	264	Shell-Thick	SX103	CEDIMENTI	LinStatic	2932.02	-1122.65
453	264	Shell-Thick	SX116	CEDIMENTI	LinStatic	-3255.47	-776.22
453	264	Shell-Thick	SX115	CEDIMENTI	LinStatic	6330.56	-1561.17
453	264	Shell-Thick	SX102	CEDIMENTI	LinStatic	20959.33	-1907.61
454	265	Shell-Thick	SX117	CEDIMENTI	LinStatic	1717.44	-2003.56
454	265	Shell-Thick	SX130	CEDIMENTI	LinStatic	-1514.85	-1397.61
454	265	Shell-Thick	SX129	CEDIMENTI	LinStatic	-1820.55	183.88
454	265	Shell-Thick	SX116	CEDIMENTI	LinStatic	2162.56	-422.06
455	266	Shell-Thick	SX92	CEDIMENTI	LinStatic	1207.29	-3071.77
455	266	Shell-Thick	SX79	CEDIMENTI	LinStatic	602.88	514.93
455	266	Shell-Thick	SX80	CEDIMENTI	LinStatic	267.34	2096.06
455	266	Shell-Thick	SX93	CEDIMENTI	LinStatic	1175.73	-1490.64
456	267	Shell-Thick	SX93	CEDIMENTI	LinStatic	-2067.06	-975.57
456	267	Shell-Thick	SX80	CEDIMENTI	LinStatic	1220.19	1855.29
456	267	Shell-Thick	SX81	CEDIMENTI	LinStatic	-28400.27	-227.60
456	267	Shell-Thick	SX94	CEDIMENTI	LinStatic	-30634.34	-3058.45
457	268	Shell-Thick	SX94	CEDIMENTI	LinStatic	36568.79	5176.36
457	268	Shell-Thick	SX81	CEDIMENTI	LinStatic	43733.60	4790.30
457	268	Shell-Thick	SX82	CEDIMENTI	LinStatic	-35386.36	6011.14
457	268	Shell-Thick	SX95	CEDIMENTI	LinStatic	-28639.53	6397.19
458	806	Shell-Thick	DX249	CEDIMENTI	LinStatic	-626.66	1314.41
458	806	Shell-Thick	DX236	CEDIMENTI	LinStatic	1162.45	112.74
458	806	Shell-Thick	DX237	CEDIMENTI	LinStatic	33416.01	-836.69
458	806	Shell-Thick	DX250	CEDIMENTI	LinStatic	31841.25	364.98
459	269	Shell-Thick	SX97	CEDIMENTI	LinStatic	21890.24	8000.02
459	269	Shell-Thick	SX84	CEDIMENTI	LinStatic	26665.65	7480.13
459	269	Shell-Thick	SX85	CEDIMENTI	LinStatic	-33216.78	8736.98
459	269	Shell-Thick	SX98	CEDIMENTI	LinStatic	-29402.27	9256.88
460	270	Shell-Thick	SX98	CEDIMENTI	LinStatic	29559.61	9193.77
460	270	Shell-Thick	SX85	CEDIMENTI	LinStatic	33418.66	8800.89
460	270	Shell-Thick	SX86	CEDIMENTI	LinStatic	-26921.51	7545.61
460	270	Shell-Thick	SX99	CEDIMENTI	LinStatic	-22178.80	7938.49
461	807	Shell-Thick	DX235	CEDIMENTI	LinStatic	-1031.55	-564.90
461	807	Shell-Thick	DX222	CEDIMENTI	LinStatic	758.80	-1411.89
461	807	Shell-Thick	DX223	CEDIMENTI	LinStatic	941.35	-771.62
461	807	Shell-Thick	DX236	CEDIMENTI	LinStatic	-1328.70	75.37



Autorità Portuale di Taranto
Interventi per il dragaggio di 2,3 M³ di sedimenti in area Molo Polisettoriale e per la realizzazione di un primo lotto della cassa di colmata funzionale all'ampliamento del V Sporgente del Porto di Taranto

Allegati alla relazione di calcolo strutturale allineamento "BC"

Data 05/2016
Rev. B
c.d.c.: C296A
514B

462	271	Shell-Thick	SX101	CEDIMENTI	LinStatic	30207.29	6579.14
462	271	Shell-Thick	SX88	CEDIMENTI	LinStatic	36849.42	6048.23
462	271	Shell-Thick	SX89	CEDIMENTI	LinStatic	-48060.58	4812.57
462	271	Shell-Thick	SX102	CEDIMENTI	LinStatic	-40729.50	5343.48
463	272	Shell-Thick	SX116	CEDIMENTI	LinStatic	-1718.85	-493.58
463	272	Shell-Thick	SX129	CEDIMENTI	LinStatic	-993.19	495.49
463	272	Shell-Thick	SX128	CEDIMENTI	LinStatic	2501.84	-910.75
463	272	Shell-Thick	SX115	CEDIMENTI	LinStatic	3419.98	-1899.81
464	273	Shell-Thick	SX130	CEDIMENTI	LinStatic	-2300.81	-1209.55
464	273	Shell-Thick	SX143	CEDIMENTI	LinStatic	2229.50	-828.73
464	273	Shell-Thick	SX142	CEDIMENTI	LinStatic	2608.40	440.38
464	273	Shell-Thick	SX129	CEDIMENTI	LinStatic	-2657.20	59.55
465	274	Shell-Thick	SX79	CEDIMENTI	LinStatic	-980.03	362.34
465	274	Shell-Thick	SX66	CEDIMENTI	LinStatic	-496.60	-3123.77
465	274	Shell-Thick	SX67	CEDIMENTI	LinStatic	-610.03	-1215.46
465	274	Shell-Thick	SX80	CEDIMENTI	LinStatic	-920.84	2270.65
466	275	Shell-Thick	SX80	CEDIMENTI	LinStatic	788.28	2021.14
466	275	Shell-Thick	SX67	CEDIMENTI	LinStatic	4549.45	-661.28
466	275	Shell-Thick	SX68	CEDIMENTI	LinStatic	-28675.01	-3230.97
466	275	Shell-Thick	SX81	CEDIMENTI	LinStatic	-29869.49	-548.55
467	276	Shell-Thick	SX81	CEDIMENTI	LinStatic	47193.42	4489.55
467	276	Shell-Thick	SX68	CEDIMENTI	LinStatic	54691.93	4089.21
467	276	Shell-Thick	SX69	CEDIMENTI	LinStatic	-46630.55	5566.36
467	276	Shell-Thick	SX82	CEDIMENTI	LinStatic	-39759.64	5966.70
468	808	Shell-Thick	DX236	CEDIMENTI	LinStatic	1548.26	-229.66
468	808	Shell-Thick	DX223	CEDIMENTI	LinStatic	-4021.83	-285.22
468	808	Shell-Thick	DX224	CEDIMENTI	LinStatic	22833.98	-417.28
468	808	Shell-Thick	DX237	CEDIMENTI	LinStatic	32463.86	-361.73
469	277	Shell-Thick	SX84	CEDIMENTI	LinStatic	28931.56	7325.03
469	277	Shell-Thick	SX71	CEDIMENTI	LinStatic	33857.52	6785.75
469	277	Shell-Thick	SX72	CEDIMENTI	LinStatic	-39751.11	7645.12
469	277	Shell-Thick	SX85	CEDIMENTI	LinStatic	-35695.94	8184.40
470	278	Shell-Thick	SX85	CEDIMENTI	LinStatic	35876.87	8244.49
470	278	Shell-Thick	SX72	CEDIMENTI	LinStatic	39948.81	7579.13
470	278	Shell-Thick	SX73	CEDIMENTI	LinStatic	-34046.44	6723.71
470	278	Shell-Thick	SX86	CEDIMENTI	LinStatic	-29122.02	7389.06
471	809	Shell-Thick	DX222	CEDIMENTI	LinStatic	754.46	-1601.65
471	809	Shell-Thick	DX209	CEDIMENTI	LinStatic	504.13	1668.05
471	809	Shell-Thick	DX210	CEDIMENTI	LinStatic	357.67	2718.73
471	809	Shell-Thick	DX223	CEDIMENTI	LinStatic	817.91	-550.97
472	279	Shell-Thick	SX88	CEDIMENTI	LinStatic	41293.96	6060.34
472	279	Shell-Thick	SX75	CEDIMENTI	LinStatic	48305.64	5737.05
472	279	Shell-Thick	SX76	CEDIMENTI	LinStatic	-58998.32	4112.87
472	279	Shell-Thick	SX89	CEDIMENTI	LinStatic	-51560.98	4436.16
473	280	Shell-Thick	SX129	CEDIMENTI	LinStatic	-699.49	889.45
473	280	Shell-Thick	SX142	CEDIMENTI	LinStatic	1508.07	-86.16
473	280	Shell-Thick	SX141	CEDIMENTI	LinStatic	-611.67	-1977.64
473	280	Shell-Thick	SX128	CEDIMENTI	LinStatic	689.03	-1002.02
474	281	Shell-Thick	SX143	CEDIMENTI	LinStatic	1728.45	-892.44
474	281	Shell-Thick	SX156	CEDIMENTI	LinStatic	-2159.28	-2778.10
474	281	Shell-Thick	SX155	CEDIMENTI	LinStatic	-2538.05	-1480.54
474	281	Shell-Thick	SX142	CEDIMENTI	LinStatic	2165.80	405.13
475	282	Shell-Thick	SX142	CEDIMENTI	LinStatic	2824.05	-774.24
475	282	Shell-Thick	SX155	CEDIMENTI	LinStatic	2488.68	26.25
475	282	Shell-Thick	SX154	CEDIMENTI	LinStatic	-7326.60	-792.52
475	282	Shell-Thick	SX141	CEDIMENTI	LinStatic	-2726.83	-1593.02
476	283	Shell-Thick	SX66	CEDIMENTI	LinStatic	-973.11	-2994.52
476	283	Shell-Thick	SX53	CEDIMENTI	LinStatic	1264.84	-2901.16
476	283	Shell-Thick	SX54	CEDIMENTI	LinStatic	1382.17	-1319.10
476	283	Shell-Thick	SX67	CEDIMENTI	LinStatic	-1390.52	-1412.47
477	284	Shell-Thick	SX67	CEDIMENTI	LinStatic	7204.59	-1643.30
477	284	Shell-Thick	SX54	CEDIMENTI	LinStatic	-1804.72	-837.23
477	284	Shell-Thick	SX55	CEDIMENTI	LinStatic	-55098.36	-1665.00
477	284	Shell-Thick	SX68	CEDIMENTI	LinStatic	-33025.88	-2471.07
478	285	Shell-Thick	SX68	CEDIMENTI	LinStatic	58121.50	3875.29
478	285	Shell-Thick	SX55	CEDIMENTI	LinStatic	65797.58	3216.29
478	285	Shell-Thick	SX56	CEDIMENTI	LinStatic	-58367.42	4728.82
478	285	Shell-Thick	SX69	CEDIMENTI	LinStatic	-51134.42	5387.82
479	810	Shell-Thick	DX223	CEDIMENTI	LinStatic	-3933.11	468.35
479	810	Shell-Thick	DX210	CEDIMENTI	LinStatic	-499.79	1952.03
479	810	Shell-Thick	DX211	CEDIMENTI	LinStatic	28364.11	322.78
479	810	Shell-Thick	DX224	CEDIMENTI	LinStatic	22331.33	-1160.91
480	286	Shell-Thick	SX71	CEDIMENTI	LinStatic	36245.12	6442.82
480	286	Shell-Thick	SX58	CEDIMENTI	LinStatic	41556.34	5816.36
480	286	Shell-Thick	SX59	CEDIMENTI	LinStatic	-46545.20	6584.73
480	286	Shell-Thick	SX72	CEDIMENTI	LinStatic	-42323.73	7211.19
481	287	Shell-Thick	SX72	CEDIMENTI	LinStatic	42541.21	7147.38
481	287	Shell-Thick	SX59	CEDIMENTI	LinStatic	46765.14	6631.91
481	287	Shell-Thick	SX60	CEDIMENTI	LinStatic	-41827.84	5857.53
481	287	Shell-Thick	SX73	CEDIMENTI	LinStatic	-36506.40	6373.00
482	811	Shell-Thick	DX209	CEDIMENTI	LinStatic	-126.70	1521.96

482	811 Shell-Thick	DX196	CEDIMENTI	LinStatic	-914.76	-1450.09
482	811 Shell-Thick	DX197	CEDIMENTI	LinStatic	-1152.36	0.16
482	811 Shell-Thick	DX210	CEDIMENTI	LinStatic	-36.62	2972.22
483	288 Shell-Thick	SX75	CEDIMENTI	LinStatic	52802.03	5424.88
483	288 Shell-Thick	SX62	CEDIMENTI	LinStatic	59837.37	4577.23
483	288 Shell-Thick	SX63	CEDIMENTI	LinStatic	-70260.16	3144.50
483	288 Shell-Thick	SX76	CEDIMENTI	LinStatic	-62348.81	3992.15
484	289 Shell-Thick	SX156	CEDIMENTI	LinStatic	-2491.65	-2925.30
484	289 Shell-Thick	SX169	CEDIMENTI	LinStatic	2153.63	-2926.62
484	289 Shell-Thick	SX168	CEDIMENTI	LinStatic	2690.17	-1072.41
484	289 Shell-Thick	SX155	CEDIMENTI	LinStatic	-3129.51	-1071.09
485	290 Shell-Thick	SX155	CEDIMENTI	LinStatic	5901.15	258.31
485	290 Shell-Thick	SX168	CEDIMENTI	LinStatic	-4777.72	-1874.48
485	290 Shell-Thick	SX167	CEDIMENTI	LinStatic	-36566.08	-2340.38
485	290 Shell-Thick	SX154	CEDIMENTI	LinStatic	-11844.00	-207.60
486	291 Shell-Thick	SX53	CEDIMENTI	LinStatic	456.07	-3333.60
486	291 Shell-Thick	SX40	CEDIMENTI	LinStatic	735.94	-1554.64
486	291 Shell-Thick	SX41	CEDIMENTI	LinStatic	367.19	1013.41
486	291 Shell-Thick	SX54	CEDIMENTI	LinStatic	334.31	-765.55
487	292 Shell-Thick	SX54	CEDIMENTI	LinStatic	2702.20	-55.06
487	292 Shell-Thick	SX41	CEDIMENTI	LinStatic	3119.22	629.79
487	292 Shell-Thick	SX42	CEDIMENTI	LinStatic	-73706.05	-1939.85
487	292 Shell-Thick	SX55	CEDIMENTI	LinStatic	-61601.75	-2624.69
488	293 Shell-Thick	SX55	CEDIMENTI	LinStatic	69333.14	2871.47
488	293 Shell-Thick	SX42	CEDIMENTI	LinStatic	77149.51	1798.25
488	293 Shell-Thick	SX43	CEDIMENTI	LinStatic	-70821.94	3480.92
488	293 Shell-Thick	SX56	CEDIMENTI	LinStatic	-62970.79	4554.14
489	812 Shell-Thick	DX210	CEDIMENTI	LinStatic	-1971.35	2348.43
489	812 Shell-Thick	DX197	CEDIMENTI	LinStatic	2963.02	1042.62
489	812 Shell-Thick	DX198	CEDIMENTI	LinStatic	38205.62	-1176.28
489	812 Shell-Thick	DX211	CEDIMENTI	LinStatic	29241.15	129.53
490	294 Shell-Thick	SX58	CEDIMENTI	LinStatic	44196.39	5726.35
490	294 Shell-Thick	SX45	CEDIMENTI	LinStatic	49975.55	5060.84
490	294 Shell-Thick	SX46	CEDIMENTI	LinStatic	-53779.77	5294.44
490	294 Shell-Thick	SX59	CEDIMENTI	LinStatic	-49297.89	5959.95
491	295 Shell-Thick	SX59	CEDIMENTI	LinStatic	49494.85	6004.61
491	295 Shell-Thick	SX46	CEDIMENTI	LinStatic	53933.29	5226.46
491	295 Shell-Thick	SX47	CEDIMENTI	LinStatic	-50260.61	4991.93
491	295 Shell-Thick	SX60	CEDIMENTI	LinStatic	-44421.87	5770.08
492	813 Shell-Thick	DX196	CEDIMENTI	LinStatic	-613.29	-1497.61
492	813 Shell-Thick	DX183	CEDIMENTI	LinStatic	663.92	-938.13
492	813 Shell-Thick	DX184	CEDIMENTI	LinStatic	849.15	584.27
492	813 Shell-Thick	DX197	CEDIMENTI	LinStatic	-958.71	24.78
493	296 Shell-Thick	SX62	CEDIMENTI	LinStatic	64458.16	4410.88
493	296 Shell-Thick	SX49	CEDIMENTI	LinStatic	72318.99	3347.93
493	296 Shell-Thick	SX50	CEDIMENTI	LinStatic	-81742.24	1702.12
493	296 Shell-Thick	SX63	CEDIMENTI	LinStatic	-73883.24	2765.07
494	297 Shell-Thick	SX169	CEDIMENTI	LinStatic	3130.44	-2753.46
494	297 Shell-Thick	SX182	CEDIMENTI	LinStatic	-2596.50	-1403.37
494	297 Shell-Thick	SX181	CEDIMENTI	LinStatic	-3104.73	180.93
494	297 Shell-Thick	SX168	CEDIMENTI	LinStatic	3367.55	-1169.16
495	298 Shell-Thick	SX168	CEDIMENTI	LinStatic	-18.17	-2155.01
495	298 Shell-Thick	SX181	CEDIMENTI	LinStatic	-6174.23	1519.72
495	298 Shell-Thick	SX180	CEDIMENTI	LinStatic	-50376.93	1817.72
495	298 Shell-Thick	SX167	CEDIMENTI	LinStatic	-40144.69	-1857.01
496	299 Shell-Thick	SX40	CEDIMENTI	LinStatic	-845.58	-1644.27
496	299 Shell-Thick	SX27	CEDIMENTI	LinStatic	-1346.08	-5414.21
496	299 Shell-Thick	SX28	CEDIMENTI	LinStatic	-1370.77	-2936.85
496	299 Shell-Thick	SX41	CEDIMENTI	LinStatic	-891.91	833.09
497	300 Shell-Thick	SX41	CEDIMENTI	LinStatic	9622.07	-241.35
497	300 Shell-Thick	SX28	CEDIMENTI	LinStatic	4096.02	-1394.47
497	300 Shell-Thick	SX29	CEDIMENTI	LinStatic	-111015.31	-2991.06
497	300 Shell-Thick	SX42	CEDIMENTI	LinStatic	-82177.97	-1837.95
498	301 Shell-Thick	SX42	CEDIMENTI	LinStatic	81051.04	1389.47
498	301 Shell-Thick	SX29	CEDIMENTI	LinStatic	88881.15	268.01
498	301 Shell-Thick	SX30	CEDIMENTI	LinStatic	-83988.89	1952.89
498	301 Shell-Thick	SX43	CEDIMENTI	LinStatic	-75325.31	3074.35
499	814 Shell-Thick	DX197	CEDIMENTI	LinStatic	2836.45	614.72
499	814 Shell-Thick	DX184	CEDIMENTI	LinStatic	-3194.76	523.49
499	814 Shell-Thick	DX185	CEDIMENTI	LinStatic	30381.03	-464.18
499	814 Shell-Thick	DX198	CEDIMENTI	LinStatic	38530.88	-372.94
500	302 Shell-Thick	SX45	CEDIMENTI	LinStatic	52737.84	4901.68
500	302 Shell-Thick	SX32	CEDIMENTI	LinStatic	60358.99	3808.09
500	302 Shell-Thick	SX33	CEDIMENTI	LinStatic	-60418.56	3480.68
500	302 Shell-Thick	SX46	CEDIMENTI	LinStatic	-56740.76	4574.27
501	303 Shell-Thick	SX46	CEDIMENTI	LinStatic	56910.83	4507.44
501	303 Shell-Thick	SX33	CEDIMENTI	LinStatic	60513.33	3527.49
501	303 Shell-Thick	SX34	CEDIMENTI	LinStatic	-60795.96	3842.77
501	303 Shell-Thick	SX47	CEDIMENTI	LinStatic	-53089.80	4822.72
502	815 Shell-Thick	DX183	CEDIMENTI	LinStatic	1170.56	-1024.29
502	815 Shell-Thick	DX170	CEDIMENTI	LinStatic	450.22	385.55

502	815	Shell-Thick	DX171	CEDIMENTI	LinStatic	-36.30	2397.98
502	815	Shell-Thick	DX184	CEDIMENTI	LinStatic	1154.30	988.13
503	304	Shell-Thick	SX49	CEDIMENTI	LinStatic	76750.93	2814.73
503	304	Shell-Thick	SX36	CEDIMENTI	LinStatic	85465.48	1647.86
503	304	Shell-Thick	SX37	CEDIMENTI	LinStatic	-93556.46	197.04
503	304	Shell-Thick	SX50	CEDIMENTI	LinStatic	-85754.52	1363.91
504	305	Shell-Thick	SX182	CEDIMENTI	LinStatic	-2441.36	300.66
504	305	Shell-Thick	SX195	CEDIMENTI	LinStatic	3804.81	2337.92
504	305	Shell-Thick	SX194	CEDIMENTI	LinStatic	4186.97	95.74
504	305	Shell-Thick	SX181	CEDIMENTI	LinStatic	-3088.90	-1941.53
505	306	Shell-Thick	SX181	CEDIMENTI	LinStatic	-5106.58	100.24
505	306	Shell-Thick	SX194	CEDIMENTI	LinStatic	-3385.89	-2141.90
505	306	Shell-Thick	SX193	CEDIMENTI	LinStatic	-36680.34	-1047.12
505	306	Shell-Thick	SX180	CEDIMENTI	LinStatic	-42757.22	1195.02
506	307	Shell-Thick	SX27	CEDIMENTI	LinStatic	-1610.11	-5410.03
506	307	Shell-Thick	SX14	CEDIMENTI	LinStatic	3030.60	-8056.62
506	307	Shell-Thick	SX15	CEDIMENTI	LinStatic	3811.79	-4903.41
506	307	Shell-Thick	SX28	CEDIMENTI	LinStatic	-1661.90	-2256.82
507	308	Shell-Thick	SX28	CEDIMENTI	LinStatic	14981.90	-2487.45
507	308	Shell-Thick	SX15	CEDIMENTI	LinStatic	-29159.07	-3765.05
507	308	Shell-Thick	SX16	CEDIMENTI	LinStatic	-194574.91	-2064.20
507	308	Shell-Thick	SX29	CEDIMENTI	LinStatic	-122282.91	-786.60
508	309	Shell-Thick	SX29	CEDIMENTI	LinStatic	93646.34	708.15
508	309	Shell-Thick	SX16	CEDIMENTI	LinStatic	107947.57	-190.00
508	309	Shell-Thick	SX17	CEDIMENTI	LinStatic	-92549.85	1080.15
508	309	Shell-Thick	SX30	CEDIMENTI	LinStatic	-89092.65	1978.31
509	816	Shell-Thick	DX184	CEDIMENTI	LinStatic	-2902.58	1465.77
509	816	Shell-Thick	DX171	CEDIMENTI	LinStatic	1814.77	2294.97
509	816	Shell-Thick	DX172	CEDIMENTI	LinStatic	37495.46	77.65
509	816	Shell-Thick	DX185	CEDIMENTI	LinStatic	30629.76	-751.54
510	310	Shell-Thick	SX32	CEDIMENTI	LinStatic	63710.65	3371.95
510	310	Shell-Thick	SX19	CEDIMENTI	LinStatic	69493.65	2517.97
510	310	Shell-Thick	SX20	CEDIMENTI	LinStatic	-70706.97	1366.02
510	310	Shell-Thick	SX33	CEDIMENTI	LinStatic	-63721.01	2220.00
511	311	Shell-Thick	SX33	CEDIMENTI	LinStatic	63797.97	2265.97
511	311	Shell-Thick	SX20	CEDIMENTI	LinStatic	70642.81	1299.86
511	311	Shell-Thick	SX21	CEDIMENTI	LinStatic	-70028.23	2454.74
511	311	Shell-Thick	SX34	CEDIMENTI	LinStatic	-64102.46	3420.84
512	817	Shell-Thick	DX170	CEDIMENTI	LinStatic	-1222.47	1653.14
512	817	Shell-Thick	DX157	CEDIMENTI	LinStatic	-299.25	-2945.65
512	817	Shell-Thick	DX158	CEDIMENTI	LinStatic	-485.53	-3846.40
512	817	Shell-Thick	DX171	CEDIMENTI	LinStatic	-1404.41	752.40
513	312	Shell-Thick	SX36	CEDIMENTI	LinStatic	90564.08	1772.37
513	312	Shell-Thick	SX23	CEDIMENTI	LinStatic	93399.33	1116.45
513	312	Shell-Thick	SX24	CEDIMENTI	LinStatic	-113342.60	-27.90
513	312	Shell-Thick	SX37	CEDIMENTI	LinStatic	-98439.44	628.03
514	313	Shell-Thick	SX195	CEDIMENTI	LinStatic	2692.91	1531.07
514	313	Shell-Thick	SX208	CEDIMENTI	LinStatic	-3543.06	-350.25
514	313	Shell-Thick	SX207	CEDIMENTI	LinStatic	-4235.52	-794.85
514	313	Shell-Thick	SX194	CEDIMENTI	LinStatic	3512.35	1086.46
515	314	Shell-Thick	SX194	CEDIMENTI	LinStatic	-6937.45	-519.60
515	314	Shell-Thick	SX207	CEDIMENTI	LinStatic	18352.14	418.20
515	314	Shell-Thick	SX206	CEDIMENTI	LinStatic	5167.57	-1484.16
515	314	Shell-Thick	SX193	CEDIMENTI	LinStatic	-34514.74	-2421.96
519	818	Shell-Thick	DX171	CEDIMENTI	LinStatic	1759.30	264.77
519	818	Shell-Thick	DX158	CEDIMENTI	LinStatic	2449.60	-3714.51
519	818	Shell-Thick	DX159	CEDIMENTI	LinStatic	40017.47	-2948.11
519	818	Shell-Thick	DX172	CEDIMENTI	LinStatic	43135.45	1031.17
522	819	Shell-Thick	DX157	CEDIMENTI	LinStatic	-1300.60	-2069.88
522	819	Shell-Thick	DX144	CEDIMENTI	LinStatic	2223.16	-143.62
522	819	Shell-Thick	DX145	CEDIMENTI	LinStatic	2477.42	-2728.15
522	819	Shell-Thick	DX158	CEDIMENTI	LinStatic	-1750.94	-4654.42
524	315	Shell-Thick	SX208	CEDIMENTI	LinStatic	-4251.24	733.83
524	315	Shell-Thick	SX221	CEDIMENTI	LinStatic	4490.21	655.16
524	315	Shell-Thick	SX220	CEDIMENTI	LinStatic	5219.97	-1992.92
524	315	Shell-Thick	SX207	CEDIMENTI	LinStatic	-5128.14	-1914.25
525	316	Shell-Thick	SX207	CEDIMENTI	LinStatic	17302.62	-3026.70
525	316	Shell-Thick	SX220	CEDIMENTI	LinStatic	-7665.55	-1422.19
525	316	Shell-Thick	SX219	CEDIMENTI	LinStatic	-34013.12	3777.85
525	316	Shell-Thick	SX206	CEDIMENTI	LinStatic	4445.60	2173.34
526	317	Shell-Thick	SX221	CEDIMENTI	LinStatic	3375.05	-444.69
526	317	Shell-Thick	SX234	CEDIMENTI	LinStatic	-2785.10	1614.46
526	317	Shell-Thick	SX233	CEDIMENTI	LinStatic	-3626.88	1170.57
526	317	Shell-Thick	SX220	CEDIMENTI	LinStatic	4033.22	-888.59
527	318	Shell-Thick	SX220	CEDIMENTI	LinStatic	-6715.58	671.63
527	318	Shell-Thick	SX233	CEDIMENTI	LinStatic	81.07	-777.67
527	318	Shell-Thick	SX232	CEDIMENTI	LinStatic	-31203.11	-23.58
527	318	Shell-Thick	SX219	CEDIMENTI	LinStatic	-37292.79	1425.72
529	319	Shell-Thick	DX16	CEDIMENTI	LinStatic	-114379.01	-324.28
529	319	Shell-Thick	SX16	CEDIMENTI	LinStatic	118353.94	-507.53
529	319	Shell-Thick	SX29	CEDIMENTI	LinStatic	112229.25	841.64

529	319	Shell-Thick	DX29	CEDIMENTI	LinStatic	-108360.82	1024.89
530	320	Shell-Thick	DX29	CEDIMENTI	LinStatic	-104843.48	2807.35
530	320	Shell-Thick	SX29	CEDIMENTI	LinStatic	108690.62	2629.88
530	320	Shell-Thick	SX42	CEDIMENTI	LinStatic	101231.31	4678.25
530	320	Shell-Thick	DX42	CEDIMENTI	LinStatic	-97494.02	4855.72
531	321	Shell-Thick	DX42	CEDIMENTI	LinStatic	-93951.34	5268.57
531	321	Shell-Thick	SX42	CEDIMENTI	LinStatic	97681.09	5188.79
531	321	Shell-Thick	SX55	CEDIMENTI	LinStatic	89538.98	6194.55
531	321	Shell-Thick	DX55	CEDIMENTI	LinStatic	-86014.21	6274.33
532	322	Shell-Thick	DX55	CEDIMENTI	LinStatic	-82375.38	6762.90
532	322	Shell-Thick	SX55	CEDIMENTI	LinStatic	85898.53	6590.00
532	322	Shell-Thick	SX68	CEDIMENTI	LinStatic	77495.29	7232.16
532	322	Shell-Thick	DX68	CEDIMENTI	LinStatic	-74019.59	7405.05
533	323	Shell-Thick	DX68	CEDIMENTI	LinStatic	-70138.80	7237.10
533	323	Shell-Thick	SX68	CEDIMENTI	LinStatic	73608.88	7189.95
533	323	Shell-Thick	SX81	CEDIMENTI	LinStatic	65136.92	7391.55
533	323	Shell-Thick	DX81	CEDIMENTI	LinStatic	-61810.32	7438.70
534	324	Shell-Thick	DX81	CEDIMENTI	LinStatic	-57782.82	7443.05
534	324	Shell-Thick	SX81	CEDIMENTI	LinStatic	61113.93	7333.84
534	324	Shell-Thick	SX94	CEDIMENTI	LinStatic	52648.34	7807.91
534	324	Shell-Thick	DX94	CEDIMENTI	LinStatic	-49399.68	7917.12
535	325	Shell-Thick	DX94	CEDIMENTI	LinStatic	-45284.61	8264.24
535	325	Shell-Thick	SX94	CEDIMENTI	LinStatic	48529.75	8171.49
535	325	Shell-Thick	SX107	CEDIMENTI	LinStatic	39939.66	8279.31
535	325	Shell-Thick	DX107	CEDIMENTI	LinStatic	-36780.20	8372.06
536	326	Shell-Thick	DX107	CEDIMENTI	LinStatic	-32650.01	8027.59
536	326	Shell-Thick	SX107	CEDIMENTI	LinStatic	35809.78	7903.32
536	326	Shell-Thick	SX120	CEDIMENTI	LinStatic	27317.50	7933.34
536	326	Shell-Thick	DX120	CEDIMENTI	LinStatic	-24297.64	8057.61
537	327	Shell-Thick	DX120	CEDIMENTI	LinStatic	-19968.54	8119.05
537	327	Shell-Thick	SX120	CEDIMENTI	LinStatic	22988.52	8073.76
537	327	Shell-Thick	SX133	CEDIMENTI	LinStatic	14576.93	7949.80
537	327	Shell-Thick	DX133	CEDIMENTI	LinStatic	-11598.68	7995.10
538	328	Shell-Thick	DX133	CEDIMENTI	LinStatic	-7270.50	7844.86
538	328	Shell-Thick	SX133	CEDIMENTI	LinStatic	10250.29	7697.69
538	328	Shell-Thick	SX146	CEDIMENTI	LinStatic	1802.67	7872.69
538	328	Shell-Thick	DX146	CEDIMENTI	LinStatic	999.48	8019.85
539	329	Shell-Thick	DX146	CEDIMENTI	LinStatic	5483.13	8308.64
539	329	Shell-Thick	SX146	CEDIMENTI	LinStatic	-2682.85	8203.69
539	329	Shell-Thick	SX159	CEDIMENTI	LinStatic	-11071.12	7150.74
539	329	Shell-Thick	DX159	CEDIMENTI	LinStatic	13815.37	7255.69
540	330	Shell-Thick	DX159	CEDIMENTI	LinStatic	18784.31	5918.39
540	330	Shell-Thick	SX159	CEDIMENTI	LinStatic	-16040.93	5710.42
540	330	Shell-Thick	SX172	CEDIMENTI	LinStatic	-24300.68	7222.54
540	330	Shell-Thick	DX172	CEDIMENTI	LinStatic	26719.17	7430.51
541	331	Shell-Thick	DX172	CEDIMENTI	LinStatic	25664.03	9259.25
541	331	Shell-Thick	SX172	CEDIMENTI	LinStatic	-23696.91	9357.40
541	331	Shell-Thick	SX185	CEDIMENTI	LinStatic	-28889.55	11544.41
541	331	Shell-Thick	DX185	CEDIMENTI	LinStatic	31458.40	11446.26
542	332	Shell-Thick	DX185	CEDIMENTI	LinStatic	32755.38	10118.59
542	332	Shell-Thick	SX185	CEDIMENTI	LinStatic	-30188.37	9980.94
542	332	Shell-Thick	SX198	CEDIMENTI	LinStatic	-35782.73	9193.43
542	332	Shell-Thick	DX198	CEDIMENTI	LinStatic	38051.87	9331.07
543	333	Shell-Thick	DX198	CEDIMENTI	LinStatic	39749.89	8838.74
543	333	Shell-Thick	SX198	CEDIMENTI	LinStatic	-37480.07	8927.58
543	333	Shell-Thick	SX211	CEDIMENTI	LinStatic	-42628.43	8218.08
543	333	Shell-Thick	DX211	CEDIMENTI	LinStatic	45216.08	8129.25
544	334	Shell-Thick	DX211	CEDIMENTI	LinStatic	46996.46	7871.62
544	334	Shell-Thick	SX211	CEDIMENTI	LinStatic	-44406.44	7796.37
544	334	Shell-Thick	SX224	CEDIMENTI	LinStatic	-49783.11	7634.79
544	334	Shell-Thick	DX224	CEDIMENTI	LinStatic	52114.18	7710.04
545	335	Shell-Thick	DX224	CEDIMENTI	LinStatic	54106.33	7698.41
545	335	Shell-Thick	SX224	CEDIMENTI	LinStatic	-51775.48	7729.69
545	335	Shell-Thick	SX237	CEDIMENTI	LinStatic	-56930.24	7230.76
545	335	Shell-Thick	DX237	CEDIMENTI	LinStatic	59526.63	7199.48
546	336	Shell-Thick	DX237	CEDIMENTI	LinStatic	61364.61	6823.42
546	336	Shell-Thick	SX237	CEDIMENTI	LinStatic	-58768.49	6740.11
546	336	Shell-Thick	SX250	CEDIMENTI	LinStatic	-63979.80	6499.28
546	336	Shell-Thick	DX250	CEDIMENTI	LinStatic	66287.65	6582.59
547	337	Shell-Thick	DX250	CEDIMENTI	LinStatic	68264.85	6412.54
547	337	Shell-Thick	SX250	CEDIMENTI	LinStatic	-65955.50	6487.30
547	337	Shell-Thick	SX263	CEDIMENTI	LinStatic	-70643.85	5969.18
547	337	Shell-Thick	DX263	CEDIMENTI	LinStatic	73234.11	5894.42
548	338	Shell-Thick	DX263	CEDIMENTI	LinStatic	74986.16	5566.76
548	338	Shell-Thick	SX263	CEDIMENTI	LinStatic	-72396.01	5474.19
548	338	Shell-Thick	SX276	CEDIMENTI	LinStatic	-76986.11	5722.59
548	338	Shell-Thick	DX276	CEDIMENTI	LinStatic	79326.99	5815.16
549	339	Shell-Thick	DX276	CEDIMENTI	LinStatic	65166.20	5871.80
549	339	Shell-Thick	SX276	CEDIMENTI	LinStatic	-63327.54	5903.76
549	339	Shell-Thick	SX289	CEDIMENTI	LinStatic	-69709.98	5809.18
549	339	Shell-Thick	DX289	CEDIMENTI	LinStatic	71778.62	5777.22

550	340	Shell-Thick	DX289	CEDIMENTI	LinStatic	73464.46	5408.18
550	340	Shell-Thick	SX289	CEDIMENTI	LinStatic	-71396.19	5343.32
550	340	Shell-Thick	SX302	CEDIMENTI	LinStatic	-77535.30	5137.61
550	340	Shell-Thick	DX302	CEDIMENTI	LinStatic	79349.18	5202.47
551	341	Shell-Thick	DX302	CEDIMENTI	LinStatic	81145.53	5071.51
551	341	Shell-Thick	SX302	CEDIMENTI	LinStatic	-79329.92	5143.88
551	341	Shell-Thick	SX315	CEDIMENTI	LinStatic	-84911.86	4863.01
551	341	Shell-Thick	DX315	CEDIMENTI	LinStatic	86959.80	4790.64
552	342	Shell-Thick	DX315	CEDIMENTI	LinStatic	88466.91	4900.46
552	342	Shell-Thick	SX315	CEDIMENTI	LinStatic	-86419.97	4797.69
552	342	Shell-Thick	SX328	CEDIMENTI	LinStatic	-92014.68	4690.67
552	342	Shell-Thick	DX328	CEDIMENTI	LinStatic	93806.75	4793.45
553	343	Shell-Thick	DX328	CEDIMENTI	LinStatic	95326.21	4490.96
553	343	Shell-Thick	SX328	CEDIMENTI	LinStatic	-93534.40	4547.01
553	343	Shell-Thick	SX341	CEDIMENTI	LinStatic	-98509.96	4122.48
553	343	Shell-Thick	DX341	CEDIMENTI	LinStatic	100470.54	4066.43
554	344	Shell-Thick	DX341	CEDIMENTI	LinStatic	101747.45	4034.98
554	344	Shell-Thick	SX341	CEDIMENTI	LinStatic	-99786.38	3996.91
554	344	Shell-Thick	SX354	CEDIMENTI	LinStatic	-104492.91	3886.50
554	344	Shell-Thick	DX354	CEDIMENTI	LinStatic	106318.82	3924.58
555	345	Shell-Thick	DX354	CEDIMENTI	LinStatic	107559.93	3784.50
555	345	Shell-Thick	SX354	CEDIMENTI	LinStatic	-105734.21	3826.87
555	345	Shell-Thick	SX367	CEDIMENTI	LinStatic	-109824.51	3458.72
555	345	Shell-Thick	DX367	CEDIMENTI	LinStatic	111815.39	3416.35
556	346	Shell-Thick	DX367	CEDIMENTI	LinStatic	112685.92	3355.88
556	346	Shell-Thick	SX367	CEDIMENTI	LinStatic	-110694.64	3443.27
556	346	Shell-Thick	SX380	CEDIMENTI	LinStatic	-114169.82	3303.70
556	346	Shell-Thick	DX380	CEDIMENTI	LinStatic	116300.05	3216.31
557	347	Shell-Thick	SX234	CEDIMENTI	LinStatic	-3612.90	2221.40
557	347	Shell-Thick	SX247	CEDIMENTI	LinStatic	2585.24	-749.85
557	347	Shell-Thick	SX246	CEDIMENTI	LinStatic	3168.35	-2275.02
557	347	Shell-Thick	SX233	CEDIMENTI	LinStatic	-4191.61	696.24
558	820	Shell-Thick	DX158	CEDIMENTI	LinStatic	4565.01	-4960.08
558	820	Shell-Thick	DX145	CEDIMENTI	LinStatic	-4887.72	-3027.15
558	820	Shell-Thick	DX146	CEDIMENTI	LinStatic	14222.89	972.41
558	820	Shell-Thick	DX159	CEDIMENTI	LinStatic	35038.08	-960.52
559	821	Shell-Thick	DX144	CEDIMENTI	LinStatic	819.37	-1041.06
559	821	Shell-Thick	DX131	CEDIMENTI	LinStatic	-899.92	-348.58
559	821	Shell-Thick	DX132	CEDIMENTI	LinStatic	-1074.56	-846.85
559	821	Shell-Thick	DX145	CEDIMENTI	LinStatic	1149.10	-1539.33
560	822	Shell-Thick	DX145	CEDIMENTI	LinStatic	-2915.49	-1356.78
560	822	Shell-Thick	DX132	CEDIMENTI	LinStatic	-2063.77	-1421.93
560	822	Shell-Thick	DX133	CEDIMENTI	LinStatic	7216.62	-126.42
560	822	Shell-Thick	DX146	CEDIMENTI	LinStatic	10034.10	-61.27
561	823	Shell-Thick	DX131	CEDIMENTI	LinStatic	-1711.20	342.25
561	823	Shell-Thick	DX118	CEDIMENTI	LinStatic	1820.43	654.05
561	823	Shell-Thick	DX119	CEDIMENTI	LinStatic	2118.20	-1360.69
561	823	Shell-Thick	DX132	CEDIMENTI	LinStatic	-1919.90	-1672.49
562	824	Shell-Thick	DX132	CEDIMENTI	LinStatic	-1539.71	-1854.55
562	824	Shell-Thick	DX119	CEDIMENTI	LinStatic	524.79	-1487.27
562	824	Shell-Thick	DX120	CEDIMENTI	LinStatic	4612.36	392.73
562	824	Shell-Thick	DX133	CEDIMENTI	LinStatic	5001.70	25.45
563	825	Shell-Thick	DX118	CEDIMENTI	LinStatic	923.57	108.10
563	825	Shell-Thick	DX105	CEDIMENTI	LinStatic	-1176.41	-697.86
563	825	Shell-Thick	DX106	CEDIMENTI	LinStatic	-1432.65	-1512.65
563	825	Shell-Thick	DX119	CEDIMENTI	LinStatic	1239.90	-706.70
564	826	Shell-Thick	DX119	CEDIMENTI	LinStatic	490.90	-1122.81
564	826	Shell-Thick	DX106	CEDIMENTI	LinStatic	2265.53	-1393.62
564	826	Shell-Thick	DX107	CEDIMENTI	LinStatic	3475.96	27.25
564	826	Shell-Thick	DX120	CEDIMENTI	LinStatic	3028.41	298.07
565	827	Shell-Thick	DX105	CEDIMENTI	LinStatic	-1924.53	-195.68
565	827	Shell-Thick	DX92	CEDIMENTI	LinStatic	1210.15	-1289.80
565	827	Shell-Thick	DX93	CEDIMENTI	LinStatic	1694.15	-3157.55
565	827	Shell-Thick	DX106	CEDIMENTI	LinStatic	-2188.50	-2063.44
566	828	Shell-Thick	DX106	CEDIMENTI	LinStatic	3514.59	-2240.84
566	828	Shell-Thick	DX93	CEDIMENTI	LinStatic	-3958.84	-3251.82
566	828	Shell-Thick	DX94	CEDIMENTI	LinStatic	-14364.77	-39.51
566	828	Shell-Thick	DX107	CEDIMENTI	LinStatic	862.61	971.47
567	829	Shell-Thick	DX92	CEDIMENTI	LinStatic	1118.29	-1547.53
567	829	Shell-Thick	DX79	CEDIMENTI	LinStatic	369.28	2066.04
567	829	Shell-Thick	DX80	CEDIMENTI	LinStatic	248.14	764.36
567	829	Shell-Thick	DX93	CEDIMENTI	LinStatic	1311.83	-2849.21
568	830	Shell-Thick	DX93	CEDIMENTI	LinStatic	-2317.68	-2510.86
568	830	Shell-Thick	DX80	CEDIMENTI	LinStatic	712.57	145.15
568	830	Shell-Thick	DX81	CEDIMENTI	LinStatic	-15158.46	1845.08
568	830	Shell-Thick	DX94	CEDIMENTI	LinStatic	-16928.63	-810.92
569	831	Shell-Thick	DX79	CEDIMENTI	LinStatic	-869.17	2353.99
569	831	Shell-Thick	DX66	CEDIMENTI	LinStatic	-718.38	-1088.87
569	831	Shell-Thick	DX67	CEDIMENTI	LinStatic	-695.89	-2993.34
569	831	Shell-Thick	DX80	CEDIMENTI	LinStatic	-667.96	449.52
570	832	Shell-Thick	DX80	CEDIMENTI	LinStatic	634.64	-149.71

570	832	Shell-Thick	DX67	CEDIMENTI	LinStatic	4180.69	-2658.18
570	832	Shell-Thick	DX68	CEDIMENTI	LinStatic	-15624.65	-378.37
570	832	Shell-Thick	DX81	CEDIMENTI	LinStatic	-16487.79	2130.10
571	833	Shell-Thick	DX66	CEDIMENTI	LinStatic	-713.08	-1059.42
571	833	Shell-Thick	DX53	CEDIMENTI	LinStatic	824.38	-934.37
571	833	Shell-Thick	DX54	CEDIMENTI	LinStatic	1154.06	-2861.36
571	833	Shell-Thick	DX67	CEDIMENTI	LinStatic	-937.06	-2986.41
572	834	Shell-Thick	DX67	CEDIMENTI	LinStatic	7217.98	-3448.71
572	834	Shell-Thick	DX54	CEDIMENTI	LinStatic	-2376.98	-2744.41
572	834	Shell-Thick	DX55	CEDIMENTI	LinStatic	-40936.14	1400.51
572	834	Shell-Thick	DX68	CEDIMENTI	LinStatic	-19249.46	696.21
573	835	Shell-Thick	DX53	CEDIMENTI	LinStatic	537.00	-671.74
573	835	Shell-Thick	DX40	CEDIMENTI	LinStatic	153.77	1184.69
573	835	Shell-Thick	DX41	CEDIMENTI	LinStatic	73.89	-1355.28
573	835	Shell-Thick	DX54	CEDIMENTI	LinStatic	714.86	-3211.71
574	836	Shell-Thick	DX54	CEDIMENTI	LinStatic	2496.32	-2797.64
574	836	Shell-Thick	DX41	CEDIMENTI	LinStatic	2620.60	-2119.80
574	836	Shell-Thick	DX42	CEDIMENTI	LinStatic	-58458.52	1872.09
574	836	Shell-Thick	DX55	CEDIMENTI	LinStatic	-46456.70	1194.25
575	837	Shell-Thick	DX40	CEDIMENTI	LinStatic	-385.16	1125.94
575	837	Shell-Thick	DX27	CEDIMENTI	LinStatic	-1440.98	-2820.64
575	837	Shell-Thick	DX28	CEDIMENTI	LinStatic	-1429.34	-4979.17
575	837	Shell-Thick	DX41	CEDIMENTI	LinStatic	-392.22	-1032.60
576	838	Shell-Thick	DX41	CEDIMENTI	LinStatic	9565.81	-2471.18
576	838	Shell-Thick	DX28	CEDIMENTI	LinStatic	2874.57	-4150.10
576	838	Shell-Thick	DX29	CEDIMENTI	LinStatic	-94464.29	1062.47
576	838	Shell-Thick	DX42	CEDIMENTI	LinStatic	-66071.85	2741.40
577	839	Shell-Thick	DX27	CEDIMENTI	LinStatic	-2092.19	-1992.49
577	839	Shell-Thick	DX14	CEDIMENTI	LinStatic	3634.38	-4813.93
577	839	Shell-Thick	DX15	CEDIMENTI	LinStatic	4184.52	-9344.62
577	839	Shell-Thick	DX28	CEDIMENTI	LinStatic	-2404.27	-6523.18
578	840	Shell-Thick	DX28	CEDIMENTI	LinStatic	12143.75	-7501.39
578	840	Shell-Thick	DX15	CEDIMENTI	LinStatic	-29100.38	-9450.43
578	840	Shell-Thick	DX16	CEDIMENTI	LinStatic	-171506.29	490.13
578	840	Shell-Thick	DX29	CEDIMENTI	LinStatic	-105327.43	2439.18
581	841	Shell-Thick	DX404	CEDIMENTI	LinStatic	-806.23	-1848.58
581	841	Shell-Thick	DX391	CEDIMENTI	LinStatic	910.82	140.79
581	841	Shell-Thick	DX392	CEDIMENTI	LinStatic	881.33	412.34
581	841	Shell-Thick	DX405	CEDIMENTI	LinStatic	-1038.21	-1577.03
582	842	Shell-Thick	DX405	CEDIMENTI	LinStatic	9982.62	-899.62
582	842	Shell-Thick	DX392	CEDIMENTI	LinStatic	-2858.64	-162.41
582	842	Shell-Thick	DX393	CEDIMENTI	LinStatic	69826.96	1171.36
582	842	Shell-Thick	DX406	CEDIMENTI	LinStatic	91483.96	434.16
583	843	Shell-Thick	DX391	CEDIMENTI	LinStatic	790.48	96.40
583	843	Shell-Thick	DX378	CEDIMENTI	LinStatic	-770.46	-659.02
583	843	Shell-Thick	DX379	CEDIMENTI	LinStatic	-1036.37	-396.48
583	843	Shell-Thick	DX392	CEDIMENTI	LinStatic	810.95	358.93
584	844	Shell-Thick	DX392	CEDIMENTI	LinStatic	-956.79	259.48
584	844	Shell-Thick	DX379	CEDIMENTI	LinStatic	-2995.85	-222.01
584	844	Shell-Thick	DX380	CEDIMENTI	LinStatic	55932.64	436.08
584	844	Shell-Thick	DX393	CEDIMENTI	LinStatic	67919.74	917.58
585	868	Shell-Thick	DX84	CEDIMENTI	LinStatic	-89549.72	1122.59
585	868	Shell-Thick	SX84	CEDIMENTI	LinStatic	89720.48	1131.81
585	868	Shell-Thick	SX97	CEDIMENTI	LinStatic	80772.76	1493.64
585	868	Shell-Thick	DX97	CEDIMENTI	LinStatic	-80648.10	1484.43
586	869	Shell-Thick	DX97	CEDIMENTI	LinStatic	-77201.77	1586.91
586	869	Shell-Thick	SX97	CEDIMENTI	LinStatic	77326.87	1569.47
586	869	Shell-Thick	SX110	CEDIMENTI	LinStatic	68340.25	1974.08
586	869	Shell-Thick	DX110	CEDIMENTI	LinStatic	-68178.73	1991.52
587	348	Shell-Thick	SX233	CEDIMENTI	LinStatic	132.16	-922.28
587	348	Shell-Thick	SX246	CEDIMENTI	LinStatic	474.47	-905.99
587	348	Shell-Thick	SX245	CEDIMENTI	LinStatic	-35196.98	294.95
587	348	Shell-Thick	SX232	CEDIMENTI	LinStatic	-32291.59	278.66
589	870	Shell-Thick	DX69	CEDIMENTI	LinStatic	-95131.99	2364.59
589	870	Shell-Thick	SX69	CEDIMENTI	LinStatic	94392.87	2410.74
589	870	Shell-Thick	SX82	CEDIMENTI	LinStatic	86553.29	2249.94
589	870	Shell-Thick	DX82	CEDIMENTI	LinStatic	-87348.17	2203.79
590	871	Shell-Thick	DX82	CEDIMENTI	LinStatic	-83443.41	2116.13
590	871	Shell-Thick	SX82	CEDIMENTI	LinStatic	82645.46	2131.46
590	871	Shell-Thick	SX95	CEDIMENTI	LinStatic	74695.23	1834.77
590	871	Shell-Thick	DX95	CEDIMENTI	LinStatic	-75454.59	1819.43
591	872	Shell-Thick	DX95	CEDIMENTI	LinStatic	-71525.79	1707.51
591	872	Shell-Thick	SX95	CEDIMENTI	LinStatic	70768.13	1807.60
591	872	Shell-Thick	SX108	CEDIMENTI	LinStatic	62803.27	1690.27
591	872	Shell-Thick	DX108	CEDIMENTI	LinStatic	-63546.20	1590.18
593	873	Shell-Thick	DX114	CEDIMENTI	LinStatic	59118.34	1503.79
593	873	Shell-Thick	DX127	CEDIMENTI	LinStatic	51155.92	1263.12
593	873	Shell-Thick	SX127	CEDIMENTI	LinStatic	-51136.90	1170.15
593	873	Shell-Thick	SX114	CEDIMENTI	LinStatic	-59039.64	1410.82
594	874	Shell-Thick	DX127	CEDIMENTI	LinStatic	47181.97	1080.59
594	874	Shell-Thick	DX140	CEDIMENTI	LinStatic	39467.31	1068.85

594	874	Shell-Thick	SX140	CEDIMENTI	LinStatic	-39298.97	1135.84
594	874	Shell-Thick	SX127	CEDIMENTI	LinStatic	-47161.44	1147.57
595	875	Shell-Thick	DX140	CEDIMENTI	LinStatic	35407.97	983.02
595	875	Shell-Thick	DX153	CEDIMENTI	LinStatic	27747.04	543.34
595	875	Shell-Thick	SX153	CEDIMENTI	LinStatic	-27737.62	477.06
595	875	Shell-Thick	SX140	CEDIMENTI	LinStatic	-35242.22	916.75
596	876	Shell-Thick	DX153	CEDIMENTI	LinStatic	23948.30	190.43
596	876	Shell-Thick	DX166	CEDIMENTI	LinStatic	16829.38	1097.42
596	876	Shell-Thick	SX166	CEDIMENTI	LinStatic	-16503.98	1093.36
596	876	Shell-Thick	SX153	CEDIMENTI	LinStatic	-23934.03	186.36
598	877	Shell-Thick	DX112	CEDIMENTI	LinStatic	64733.47	2132.57
598	877	Shell-Thick	DX125	CEDIMENTI	LinStatic	55537.80	2376.84
598	877	Shell-Thick	SX125	CEDIMENTI	LinStatic	-55778.70	2247.50
598	877	Shell-Thick	SX112	CEDIMENTI	LinStatic	-64543.96	2003.22
599	878	Shell-Thick	DX125	CEDIMENTI	LinStatic	52028.95	2346.91
599	878	Shell-Thick	DX138	CEDIMENTI	LinStatic	43390.13	2621.28
599	878	Shell-Thick	SX138	CEDIMENTI	LinStatic	-43116.87	2792.91
599	878	Shell-Thick	SX125	CEDIMENTI	LinStatic	-52272.27	2518.54
600	879	Shell-Thick	DX138	CEDIMENTI	LinStatic	39815.86	2841.76
600	879	Shell-Thick	DX151	CEDIMENTI	LinStatic	30775.95	3172.51
600	879	Shell-Thick	SX151	CEDIMENTI	LinStatic	-31121.62	3014.03
600	879	Shell-Thick	SX138	CEDIMENTI	LinStatic	-39539.86	2683.29
601	880	Shell-Thick	DX151	CEDIMENTI	LinStatic	27303.53	3448.70
601	880	Shell-Thick	DX164	CEDIMENTI	LinStatic	19162.29	2482.15
601	880	Shell-Thick	SX164	CEDIMENTI	LinStatic	-18787.27	2723.83
601	880	Shell-Thick	SX151	CEDIMENTI	LinStatic	-27651.32	3690.38
603	881	Shell-Thick	DX110	CEDIMENTI	LinStatic	-64618.11	2064.36
603	881	Shell-Thick	SX110	CEDIMENTI	LinStatic	64778.97	2083.80
603	881	Shell-Thick	SX123	CEDIMENTI	LinStatic	55776.61	2328.91
603	881	Shell-Thick	DX123	CEDIMENTI	LinStatic	-55660.14	2309.47
604	882	Shell-Thick	DX123	CEDIMENTI	LinStatic	-52150.05	2453.18
604	882	Shell-Thick	SX123	CEDIMENTI	LinStatic	52266.47	2423.62
604	882	Shell-Thick	SX136	CEDIMENTI	LinStatic	43384.53	2696.60
604	882	Shell-Thick	DX136	CEDIMENTI	LinStatic	-43237.19	2726.16
605	883	Shell-Thick	DX136	CEDIMENTI	LinStatic	-39665.34	2754.44
605	883	Shell-Thick	SX136	CEDIMENTI	LinStatic	39812.30	2787.60
605	883	Shell-Thick	SX149	CEDIMENTI	LinStatic	31063.93	3118.83
605	883	Shell-Thick	DX149	CEDIMENTI	LinStatic	-30949.37	3085.67
606	884	Shell-Thick	DX149	CEDIMENTI	LinStatic	-27484.19	3606.65
606	884	Shell-Thick	SX149	CEDIMENTI	LinStatic	27598.05	3550.24
606	884	Shell-Thick	SX162	CEDIMENTI	LinStatic	19102.18	2577.65
606	884	Shell-Thick	DX162	CEDIMENTI	LinStatic	-18965.21	2634.06
608	885	Shell-Thick	DX108	CEDIMENTI	LinStatic	-59497.29	1482.23
608	885	Shell-Thick	SX108	CEDIMENTI	LinStatic	58752.81	1501.28
608	885	Shell-Thick	SX121	CEDIMENTI	LinStatic	50853.87	1266.10
608	885	Shell-Thick	DX121	CEDIMENTI	LinStatic	-51509.22	1247.05
609	886	Shell-Thick	DX121	CEDIMENTI	LinStatic	-47522.50	1090.99
609	886	Shell-Thick	SX121	CEDIMENTI	LinStatic	46867.77	1149.98
609	886	Shell-Thick	SX134	CEDIMENTI	LinStatic	39021.53	1129.32
609	886	Shell-Thick	DX134	CEDIMENTI	LinStatic	-39799.56	1070.33
610	887	Shell-Thick	DX134	CEDIMENTI	LinStatic	-35730.24	980.33
610	887	Shell-Thick	SX134	CEDIMENTI	LinStatic	34950.74	1007.39
610	887	Shell-Thick	SX147	CEDIMENTI	LinStatic	27426.93	574.27
610	887	Shell-Thick	DX147	CEDIMENTI	LinStatic	-28056.22	547.21
611	888	Shell-Thick	DX147	CEDIMENTI	LinStatic	-24261.73	132.10
611	888	Shell-Thick	SX147	CEDIMENTI	LinStatic	23632.76	265.73
611	888	Shell-Thick	SX160	CEDIMENTI	LinStatic	16334.52	1152.19
611	888	Shell-Thick	DX160	CEDIMENTI	LinStatic	-17011.47	1018.56
613	889	Shell-Thick	DX166	CEDIMENTI	LinStatic	13483.62	1686.16
613	889	Shell-Thick	DX179	CEDIMENTI	LinStatic	6528.11	-1671.46
613	889	Shell-Thick	SX179	CEDIMENTI	LinStatic	-6048.68	-1877.71
613	889	Shell-Thick	SX166	CEDIMENTI	LinStatic	-13164.38	1479.91
616	890	Shell-Thick	DX164	CEDIMENTI	LinStatic	15461.81	1215.65
616	890	Shell-Thick	DX177	CEDIMENTI	LinStatic	6870.27	7096.86
616	890	Shell-Thick	SX177	CEDIMENTI	LinStatic	-7147.43	6846.96
616	890	Shell-Thick	SX164	CEDIMENTI	LinStatic	-15084.20	965.75
617	349	Shell-Thick	SX247	CEDIMENTI	LinStatic	2479.75	-1399.71
617	349	Shell-Thick	SX260	CEDIMENTI	LinStatic	-1225.61	1789.86
617	349	Shell-Thick	SX259	CEDIMENTI	LinStatic	-1731.05	1544.58
617	349	Shell-Thick	SX246	CEDIMENTI	LinStatic	2783.45	-1644.99
620	891	Shell-Thick	DX162	CEDIMENTI	LinStatic	-15272.27	1107.11
620	891	Shell-Thick	SX162	CEDIMENTI	LinStatic	15408.83	1084.98
620	891	Shell-Thick	SX175	CEDIMENTI	LinStatic	7043.89	6980.58
620	891	Shell-Thick	DX175	CEDIMENTI	LinStatic	-7091.37	7002.71
623	892	Shell-Thick	DX160	CEDIMENTI	LinStatic	-13682.62	1612.46
623	892	Shell-Thick	SX160	CEDIMENTI	LinStatic	13003.89	1683.74
623	892	Shell-Thick	SX173	CEDIMENTI	LinStatic	6107.56	-1670.77
623	892	Shell-Thick	DX173	CEDIMENTI	LinStatic	-6464.10	-1742.05
647	350	Shell-Thick	SX246	CEDIMENTI	LinStatic	263.71	-827.01
647	350	Shell-Thick	SX259	CEDIMENTI	LinStatic	442.22	592.19
647	350	Shell-Thick	SX258	CEDIMENTI	LinStatic	-33880.95	1374.27

647	350	Shell-Thick	SX245	CEDIMENTI	LinStatic	-36019.25	-44.92
677	351	Shell-Thick	SX260	CEDIMENTI	LinStatic	-1890.94	2025.89
677	351	Shell-Thick	SX273	CEDIMENTI	LinStatic	1079.69	-359.57
677	351	Shell-Thick	SX272	CEDIMENTI	LinStatic	1205.13	-948.32
677	351	Shell-Thick	SX259	CEDIMENTI	LinStatic	-2174.39	1437.14
707	352	Shell-Thick	SX259	CEDIMENTI	LinStatic	-282.34	935.42
707	352	Shell-Thick	SX272	CEDIMENTI	LinStatic	2681.75	-518.90
707	352	Shell-Thick	SX271	CEDIMENTI	LinStatic	-31163.08	-360.71
707	352	Shell-Thick	SX258	CEDIMENTI	LinStatic	-33757.59	1093.61
708	353	Shell-Thick	DX388	CEDIMENTI	LinStatic	-116165.14	3045.93
708	353	Shell-Thick	SX388	CEDIMENTI	LinStatic	115863.93	3269.12
708	353	Shell-Thick	SX375	CEDIMENTI	LinStatic	112677.17	3396.86
708	353	Shell-Thick	DX375	CEDIMENTI	LinStatic	-112246.58	3173.67
709	354	Shell-Thick	DX375	CEDIMENTI	LinStatic	-111367.75	3630.42
709	354	Shell-Thick	SX375	CEDIMENTI	LinStatic	111805.51	3317.36
709	354	Shell-Thick	SX362	CEDIMENTI	LinStatic	107104.21	3702.79
709	354	Shell-Thick	DX362	CEDIMENTI	LinStatic	-107693.73	4015.85
710	355	Shell-Thick	DX362	CEDIMENTI	LinStatic	-106444.56	3581.34
710	355	Shell-Thick	SX362	CEDIMENTI	LinStatic	105846.97	3992.84
710	355	Shell-Thick	SX349	CEDIMENTI	LinStatic	101856.48	4101.43
710	355	Shell-Thick	DX349	CEDIMENTI	LinStatic	-101104.59	3689.94
711	356	Shell-Thick	DX349	CEDIMENTI	LinStatic	-99824.73	4449.76
711	356	Shell-Thick	SX349	CEDIMENTI	LinStatic	100585.15	3940.48
711	356	Shell-Thick	SX336	CEDIMENTI	LinStatic	94659.21	4366.10
711	356	Shell-Thick	DX336	CEDIMENTI	LinStatic	-95593.00	4875.38
712	357	Shell-Thick	DX336	CEDIMENTI	LinStatic	-94063.14	4254.46
712	357	Shell-Thick	SX336	CEDIMENTI	LinStatic	93119.89	4876.13
712	357	Shell-Thick	SX323	CEDIMENTI	LinStatic	88670.95	4977.10
712	357	Shell-Thick	DX323	CEDIMENTI	LinStatic	-87538.93	4355.43
713	358	Shell-Thick	DX323	CEDIMENTI	LinStatic	-86024.86	5335.85
713	358	Shell-Thick	SX323	CEDIMENTI	LinStatic	87167.13	4606.11
713	358	Shell-Thick	SX310	CEDIMENTI	LinStatic	80213.35	4895.97
713	358	Shell-Thick	DX310	CEDIMENTI	LinStatic	-81559.36	5625.71
714	359	Shell-Thick	DX310	CEDIMENTI	LinStatic	-79751.68	4518.84
714	359	Shell-Thick	SX310	CEDIMENTI	LinStatic	78394.18	5374.62
714	359	Shell-Thick	SX297	CEDIMENTI	LinStatic	73835.15	5572.66
714	359	Shell-Thick	DX297	CEDIMENTI	LinStatic	-72253.95	4716.88
715	360	Shell-Thick	DX297	CEDIMENTI	LinStatic	-70555.88	6461.94
715	360	Shell-Thick	SX297	CEDIMENTI	LinStatic	72149.18	5522.49
715	360	Shell-Thick	SX284	CEDIMENTI	LinStatic	63982.69	5617.65
715	360	Shell-Thick	DX284	CEDIMENTI	LinStatic	-65719.01	6557.10
716	361	Shell-Thick	DX284	CEDIMENTI	LinStatic	-79790.10	5033.51
716	361	Shell-Thick	SX284	CEDIMENTI	LinStatic	77990.73	5984.99
716	361	Shell-Thick	SX271	CEDIMENTI	LinStatic	75482.87	5768.47
716	361	Shell-Thick	DX271	CEDIMENTI	LinStatic	-73345.06	4816.99
717	362	Shell-Thick	DX271	CEDIMENTI	LinStatic	-71571.83	6822.55
717	362	Shell-Thick	SX271	CEDIMENTI	LinStatic	73734.03	5715.80
717	362	Shell-Thick	SX258	CEDIMENTI	LinStatic	66439.26	6274.91
717	362	Shell-Thick	DX258	CEDIMENTI	LinStatic	-69129.72	7381.66
718	363	Shell-Thick	DX258	CEDIMENTI	LinStatic	-67108.94	5588.07
718	363	Shell-Thick	SX258	CEDIMENTI	LinStatic	64380.77	6940.12
718	363	Shell-Thick	SX245	CEDIMENTI	LinStatic	62353.72	7289.37
718	363	Shell-Thick	DX245	CEDIMENTI	LinStatic	-58843.95	5937.33
719	364	Shell-Thick	DX245	CEDIMENTI	LinStatic	-56985.86	8819.97
719	364	Shell-Thick	SX245	CEDIMENTI	LinStatic	60544.55	7263.72
719	364	Shell-Thick	SX232	CEDIMENTI	LinStatic	50959.98	7918.19
719	364	Shell-Thick	DX232	CEDIMENTI	LinStatic	-55553.48	9474.45
720	365	Shell-Thick	DX232	CEDIMENTI	LinStatic	-53553.95	6663.11
720	365	Shell-Thick	SX232	CEDIMENTI	LinStatic	48889.84	8745.68
720	365	Shell-Thick	SX219	CEDIMENTI	LinStatic	48851.88	9267.38
720	365	Shell-Thick	DX219	CEDIMENTI	LinStatic	-42302.39	7184.81
721	366	Shell-Thick	DX219	CEDIMENTI	LinStatic	-40678.58	8637.67
721	366	Shell-Thick	SX219	CEDIMENTI	LinStatic	47314.92	12222.86
721	366	Shell-Thick	SX206	CEDIMENTI	LinStatic	40990.62	12273.98
721	366	Shell-Thick	DX206	CEDIMENTI	LinStatic	-35162.43	8688.79
722	367	Shell-Thick	DX206	CEDIMENTI	LinStatic	-33435.73	9466.44
722	367	Shell-Thick	SX206	CEDIMENTI	LinStatic	39261.62	5950.96
722	367	Shell-Thick	SX193	CEDIMENTI	LinStatic	34843.35	6067.18
722	367	Shell-Thick	DX193	CEDIMENTI	LinStatic	-27936.73	9582.65
723	368	Shell-Thick	DX193	CEDIMENTI	LinStatic	-26444.30	12034.72
723	368	Shell-Thick	SX193	CEDIMENTI	LinStatic	33257.97	10369.15
723	368	Shell-Thick	SX180	CEDIMENTI	LinStatic	22553.18	8555.50
723	368	Shell-Thick	DX180	CEDIMENTI	LinStatic	-26723.33	10221.06
724	369	Shell-Thick	DX180	CEDIMENTI	LinStatic	-27538.59	5882.20
724	369	Shell-Thick	SX180	CEDIMENTI	LinStatic	23396.09	7074.46
724	369	Shell-Thick	SX167	CEDIMENTI	LinStatic	18879.73	5746.58
724	369	Shell-Thick	DX167	CEDIMENTI	LinStatic	-16073.07	4554.31
725	370	Shell-Thick	DX167	CEDIMENTI	LinStatic	-11096.71	7930.22
725	370	Shell-Thick	SX167	CEDIMENTI	LinStatic	13851.43	6958.38
725	370	Shell-Thick	SX154	CEDIMENTI	LinStatic	3031.27	8135.93
725	370	Shell-Thick	DX154	CEDIMENTI	LinStatic	-5099.90	9107.78

726	371 Shell-Thick	DX154	CEDIMENTI	LinStatic	-608.67	7308.75
726	371 Shell-Thick	SX154	CEDIMENTI	LinStatic	-1427.05	8100.44
726	371 Shell-Thick	SX141	CEDIMENTI	LinStatic	-7978.40	7972.90
726	371 Shell-Thick	DX141	CEDIMENTI	LinStatic	9715.39	7181.21
727	372 Shell-Thick	DX141	CEDIMENTI	LinStatic	14065.36	8736.03
727	372 Shell-Thick	SX141	CEDIMENTI	LinStatic	-12350.79	7984.13
727	372 Shell-Thick	SX128	CEDIMENTI	LinStatic	-22421.07	8144.78
727	372 Shell-Thick	DX128	CEDIMENTI	LinStatic	21037.68	8896.68
728	373 Shell-Thick	DX128	CEDIMENTI	LinStatic	25392.92	7658.10
728	373 Shell-Thick	SX128	CEDIMENTI	LinStatic	-26760.03	8281.69
728	373 Shell-Thick	SX115	CEDIMENTI	LinStatic	-34047.80	8256.73
728	373 Shell-Thick	DX115	CEDIMENTI	LinStatic	35214.96	7633.15
729	374 Shell-Thick	DX115	CEDIMENTI	LinStatic	39383.70	8973.03
729	374 Shell-Thick	SX115	CEDIMENTI	LinStatic	-38229.36	8415.99
729	374 Shell-Thick	SX102	CEDIMENTI	LinStatic	-47966.56	8309.52
729	374 Shell-Thick	DX102	CEDIMENTI	LinStatic	47034.55	8866.56
730	375 Shell-Thick	DX102	CEDIMENTI	LinStatic	51186.63	7675.20
730	375 Shell-Thick	SX102	CEDIMENTI	LinStatic	-52108.46	8122.15
730	375 Shell-Thick	SX89	CEDIMENTI	LinStatic	-59838.28	7656.20
730	375 Shell-Thick	DX89	CEDIMENTI	LinStatic	60593.22	7209.25
731	376 Shell-Thick	DX89	CEDIMENTI	LinStatic	64638.07	7952.12
731	376 Shell-Thick	SX89	CEDIMENTI	LinStatic	-63891.40	7581.17
731	376 Shell-Thick	SX76	CEDIMENTI	LinStatic	-73092.47	7308.82
731	376 Shell-Thick	DX76	CEDIMENTI	LinStatic	72512.76	7679.78
732	377 Shell-Thick	DX76	CEDIMENTI	LinStatic	76418.15	7080.26
732	377 Shell-Thick	SX76	CEDIMENTI	LinStatic	-76990.26	7357.20
732	377 Shell-Thick	SX63	CEDIMENTI	LinStatic	-84933.48	6606.18
732	377 Shell-Thick	DX63	CEDIMENTI	LinStatic	85359.48	6329.24
733	378 Shell-Thick	DX63	CEDIMENTI	LinStatic	89013.61	6329.28
733	378 Shell-Thick	SX63	CEDIMENTI	LinStatic	-88592.77	6128.54
733	378 Shell-Thick	SX50	CEDIMENTI	LinStatic	-96944.97	4846.30
733	378 Shell-Thick	DX50	CEDIMENTI	LinStatic	96655.95	5047.04
734	379 Shell-Thick	DX50	CEDIMENTI	LinStatic	100294.97	3821.81
734	379 Shell-Thick	SX50	CEDIMENTI	LinStatic	-100578.29	3937.16
734	379 Shell-Thick	SX37	CEDIMENTI	LinStatic	-107570.49	2072.35
734	379 Shell-Thick	DX37	CEDIMENTI	LinStatic	107728.64	1957.00
735	380 Shell-Thick	DX37	CEDIMENTI	LinStatic	111307.11	1062.73
735	380 Shell-Thick	SX37	CEDIMENTI	LinStatic	-111150.46	1028.01
735	380 Shell-Thick	SX24	CEDIMENTI	LinStatic	-117440.64	38.60
735	380 Shell-Thick	DX24	CEDIMENTI	LinStatic	117334.17	73.32
737	381 Shell-Thick	SX273	CEDIMENTI	LinStatic	908.17	-584.93
737	381 Shell-Thick	SX286	CEDIMENTI	LinStatic	-609.70	318.53
737	381 Shell-Thick	SX285	CEDIMENTI	LinStatic	-780.58	-68.44
737	381 Shell-Thick	SX272	CEDIMENTI	LinStatic	1027.24	-971.90
738	382 Shell-Thick	SX272	CEDIMENTI	LinStatic	2794.05	-1259.99
738	382 Shell-Thick	SX285	CEDIMENTI	LinStatic	-851.12	81.32
738	382 Shell-Thick	SX284	CEDIMENTI	LinStatic	-36983.56	1257.90
738	382 Shell-Thick	SX271	CEDIMENTI	LinStatic	-31814.27	-83.41
739	383 Shell-Thick	SX286	CEDIMENTI	LinStatic	-925.98	943.23
739	383 Shell-Thick	SX299	CEDIMENTI	LinStatic	169.15	-300.11
739	383 Shell-Thick	SX298	CEDIMENTI	LinStatic	459.68	-1695.19
739	383 Shell-Thick	SX285	CEDIMENTI	LinStatic	-975.79	-451.86
740	384 Shell-Thick	SX285	CEDIMENTI	LinStatic	-273.08	-148.64
740	384 Shell-Thick	SX298	CEDIMENTI	LinStatic	-1276.29	-2158.61
740	384 Shell-Thick	SX297	CEDIMENTI	LinStatic	-33692.90	-234.24
740	384 Shell-Thick	SX284	CEDIMENTI	LinStatic	-30361.71	1775.73
741	385 Shell-Thick	SX299	CEDIMENTI	LinStatic	757.88	-467.58
741	385 Shell-Thick	SX312	CEDIMENTI	LinStatic	635.04	2146.48
741	385 Shell-Thick	SX311	CEDIMENTI	LinStatic	451.06	849.79
741	385 Shell-Thick	SX298	CEDIMENTI	LinStatic	706.93	-1764.27
742	386 Shell-Thick	SX298	CEDIMENTI	LinStatic	-952.12	-2146.32
742	386 Shell-Thick	SX311	CEDIMENTI	LinStatic	1039.72	1034.97
742	386 Shell-Thick	SX310	CEDIMENTI	LinStatic	-30277.87	2453.23
742	386 Shell-Thick	SX297	CEDIMENTI	LinStatic	-34048.42	-728.06
743	387 Shell-Thick	SX312	CEDIMENTI	LinStatic	-130.99	2020.66
743	387 Shell-Thick	SX325	CEDIMENTI	LinStatic	-1068.48	-572.74
743	387 Shell-Thick	SX324	CEDIMENTI	LinStatic	-1254.26	-1520.79
743	387 Shell-Thick	SX311	CEDIMENTI	LinStatic	-22.65	1072.61
744	388 Shell-Thick	SX311	CEDIMENTI	LinStatic	206.94	1230.80
744	388 Shell-Thick	SX324	CEDIMENTI	LinStatic	3762.94	-1840.01
744	388 Shell-Thick	SX323	CEDIMENTI	LinStatic	-24849.10	-901.05
744	388 Shell-Thick	SX310	CEDIMENTI	LinStatic	-29882.37	2169.75
745	389 Shell-Thick	SX325	CEDIMENTI	LinStatic	-729.29	-418.54
745	389 Shell-Thick	SX338	CEDIMENTI	LinStatic	1280.22	172.53
745	389 Shell-Thick	SX337	CEDIMENTI	LinStatic	1477.16	-1145.66
745	389 Shell-Thick	SX324	CEDIMENTI	LinStatic	-1081.32	-1736.73
746	390 Shell-Thick	SX324	CEDIMENTI	LinStatic	4326.74	-2567.71
746	390 Shell-Thick	SX337	CEDIMENTI	LinStatic	-1817.39	-523.18
746	390 Shell-Thick	SX336	CEDIMENTI	LinStatic	-36664.66	1782.37
746	390 Shell-Thick	SX323	CEDIMENTI	LinStatic	-25474.15	-262.16
747	391 Shell-Thick	SX338	CEDIMENTI	LinStatic	1086.39	-183.68

747	391 Shell-Thick	SX351	CEDIMENTI	LinStatic	-709.19	997.78
747	391 Shell-Thick	SX350	CEDIMENTI	LinStatic	-1055.55	446.59
747	391 Shell-Thick	SX337	CEDIMENTI	LinStatic	1186.06	-734.88
748	392 Shell-Thick	SX337	CEDIMENTI	LinStatic	-1552.42	130.79
748	392 Shell-Thick	SX350	CEDIMENTI	LinStatic	886.65	-561.39
748	392 Shell-Thick	SX349	CEDIMENTI	LinStatic	-35210.94	203.57
748	392 Shell-Thick	SX336	CEDIMENTI	LinStatic	-37299.11	895.75
749	393 Shell-Thick	SX351	CEDIMENTI	LinStatic	-955.77	1210.56
749	393 Shell-Thick	SX364	CEDIMENTI	LinStatic	750.88	279.38
749	393 Shell-Thick	SX363	CEDIMENTI	LinStatic	843.22	-737.36
749	393 Shell-Thick	SX350	CEDIMENTI	LinStatic	-1123.07	193.83
750	394 Shell-Thick	SX350	CEDIMENTI	LinStatic	1047.09	-796.09
750	394 Shell-Thick	SX363	CEDIMENTI	LinStatic	1738.12	102.57
750	394 Shell-Thick	SX362	CEDIMENTI	LinStatic	-36730.13	1177.90
750	394 Shell-Thick	SX349	CEDIMENTI	LinStatic	-35639.12	279.24
751	395 Shell-Thick	SX364	CEDIMENTI	LinStatic	653.17	-58.62
751	395 Shell-Thick	SX377	CEDIMENTI	LinStatic	-364.76	369.80
751	395 Shell-Thick	SX376	CEDIMENTI	LinStatic	-653.19	74.94
751	395 Shell-Thick	SX363	CEDIMENTI	LinStatic	594.28	-353.48
752	396 Shell-Thick	SX363	CEDIMENTI	LinStatic	1997.21	206.18
752	396 Shell-Thick	SX376	CEDIMENTI	LinStatic	2317.30	-624.83
752	396 Shell-Thick	SX375	CEDIMENTI	LinStatic	-40226.93	68.26
752	396 Shell-Thick	SX362	CEDIMENTI	LinStatic	-37335.41	899.27
753	397 Shell-Thick	SX377	CEDIMENTI	LinStatic	-634.55	613.34
753	397 Shell-Thick	SX390	CEDIMENTI	LinStatic	554.39	-101.58
753	397 Shell-Thick	SX389	CEDIMENTI	LinStatic	557.96	-960.07
753	397 Shell-Thick	SX376	CEDIMENTI	LinStatic	-792.94	-245.16
754	398 Shell-Thick	SX376	CEDIMENTI	LinStatic	3369.97	-1091.24
754	398 Shell-Thick	SX389	CEDIMENTI	LinStatic	2005.04	-284.53
754	398 Shell-Thick	SX388	CEDIMENTI	LinStatic	-51154.67	1133.46
754	398 Shell-Thick	SX375	CEDIMENTI	LinStatic	-41694.20	326.75
755	399 Shell-Thick	SX415	CEDIMENTI	LinStatic	-91020.12	1271.42
755	399 Shell-Thick	SX402	CEDIMENTI	LinStatic	-69866.63	599.86
755	399 Shell-Thick	SX403	CEDIMENTI	LinStatic	2495.20	-1630.19
755	399 Shell-Thick	SX416	CEDIMENTI	LinStatic	-9755.98	-958.62
756	400 Shell-Thick	SX416	CEDIMENTI	LinStatic	834.89	-1736.61
756	400 Shell-Thick	SX403	CEDIMENTI	LinStatic	-673.20	-684.47
756	400 Shell-Thick	SX404	CEDIMENTI	LinStatic	-590.73	-93.59
756	400 Shell-Thick	SX417	CEDIMENTI	LinStatic	761.04	-1145.74
757	401 Shell-Thick	SX392	CEDIMENTI	LinStatic	268.41	-299.48
757	401 Shell-Thick	SX378	CEDIMENTI	LinStatic	-366.52	-359.63
757	401 Shell-Thick	SX379	CEDIMENTI	LinStatic	-207.23	-340.72
757	401 Shell-Thick	SX393	CEDIMENTI	LinStatic	526.81	-280.56
758	402 Shell-Thick	SX393	CEDIMENTI	LinStatic	-1147.57	-486.15
758	402 Shell-Thick	SX379	CEDIMENTI	LinStatic	-3227.33	-297.70
758	402 Shell-Thick	SX380	CEDIMENTI	LinStatic	50032.85	556.42
758	402 Shell-Thick	SX394	CEDIMENTI	LinStatic	63202.29	367.97
759	403 Shell-Thick	SX394	CEDIMENTI	LinStatic	-114284.18	1247.51
759	403 Shell-Thick	SX380	CEDIMENTI	LinStatic	-107773.25	1704.20
759	403 Shell-Thick	SX381	CEDIMENTI	LinStatic	19814.03	-85.56
759	403 Shell-Thick	SX395	CEDIMENTI	LinStatic	16113.57	-542.24
761	404 Shell-Thick	SX397	CEDIMENTI	LinStatic	-14475.23	-642.60
761	404 Shell-Thick	SX383	CEDIMENTI	LinStatic	-18139.17	-326.13
761	404 Shell-Thick	SX384	CEDIMENTI	LinStatic	86881.82	1783.59
761	404 Shell-Thick	SX398	CEDIMENTI	LinStatic	93190.62	1467.12
762	405 Shell-Thick	SX398	CEDIMENTI	LinStatic	-93336.15	1412.01
762	405 Shell-Thick	SX384	CEDIMENTI	LinStatic	-87044.32	1834.59
762	405 Shell-Thick	SX385	CEDIMENTI	LinStatic	18283.09	-272.78
762	405 Shell-Thick	SX399	CEDIMENTI	LinStatic	14631.30	-695.35
764	406 Shell-Thick	SX401	CEDIMENTI	LinStatic	-16275.25	-508.51
764	406 Shell-Thick	SX387	CEDIMENTI	LinStatic	-20143.96	-210.15
764	406 Shell-Thick	SX388	CEDIMENTI	LinStatic	105662.06	1673.66
764	406 Shell-Thick	SX402	CEDIMENTI	LinStatic	112354.23	1375.30
765	407 Shell-Thick	SX402	CEDIMENTI	LinStatic	-67522.69	190.44
765	407 Shell-Thick	SX388	CEDIMENTI	LinStatic	-53347.28	851.10
765	407 Shell-Thick	SX389	CEDIMENTI	LinStatic	3673.62	-144.45
765	407 Shell-Thick	SX403	CEDIMENTI	LinStatic	555.34	-805.12
766	408 Shell-Thick	SX403	CEDIMENTI	LinStatic	-505.35	-320.59
766	408 Shell-Thick	SX389	CEDIMENTI	LinStatic	220.16	-472.21
766	408 Shell-Thick	SX390	CEDIMENTI	LinStatic	372.50	-496.12
766	408 Shell-Thick	SX404	CEDIMENTI	LinStatic	-253.88	-344.50
785	409 Shell-Thick	DX406	CEDIMENTI	LinStatic	-117150.63	368.98
785	409 Shell-Thick	DX393	CEDIMENTI	LinStatic	-110346.85	109.51
785	409 Shell-Thick	DX394	CEDIMENTI	LinStatic	17485.63	-3705.38
785	409 Shell-Thick	DX407	CEDIMENTI	LinStatic	11859.86	-3445.91
787	410 Shell-Thick	DX409	CEDIMENTI	LinStatic	-9485.63	-3307.03
787	410 Shell-Thick	DX396	CEDIMENTI	LinStatic	-15216.75	-3608.52
787	410 Shell-Thick	DX397	CEDIMENTI	LinStatic	93457.79	127.98
787	410 Shell-Thick	DX410	CEDIMENTI	LinStatic	100306.00	429.47
788	411 Shell-Thick	DX410	CEDIMENTI	LinStatic	-100187.20	380.13
788	411 Shell-Thick	DX397	CEDIMENTI	LinStatic	-93321.23	180.72

788	411	Shell-Thick	DX398	CEDIMENTI	LinStatic	15024.79	-3554.66
788	411	Shell-Thick	DX411	CEDIMENTI	LinStatic	9274.84	-3355.25
790	412	Shell-Thick	DX413	CEDIMENTI	LinStatic	-11994.82	-3328.02
790	412	Shell-Thick	DX400	CEDIMENTI	LinStatic	-17565.98	-3786.04
790	412	Shell-Thick	DX401	CEDIMENTI	LinStatic	111647.51	2.49
790	412	Shell-Thick	DX414	CEDIMENTI	LinStatic	118388.62	460.52
793	413	Shell-Thick	DX393	CEDIMENTI	LinStatic	-109976.20	30.27
793	413	Shell-Thick	DX380	CEDIMENTI	LinStatic	-103387.38	-768.39
793	413	Shell-Thick	DX381	CEDIMENTI	LinStatic	21104.73	-5093.91
793	413	Shell-Thick	DX394	CEDIMENTI	LinStatic	17354.58	-4295.25
795	414	Shell-Thick	DX396	CEDIMENTI	LinStatic	-14991.39	-4091.87
795	414	Shell-Thick	DX383	CEDIMENTI	LinStatic	-18530.54	-4771.91
795	414	Shell-Thick	DX384	CEDIMENTI	LinStatic	86982.13	-952.14
795	414	Shell-Thick	DX397	CEDIMENTI	LinStatic	93162.04	-272.11
796	415	Shell-Thick	DX397	CEDIMENTI	LinStatic	-93043.25	-216.64
796	415	Shell-Thick	DX384	CEDIMENTI	LinStatic	-86845.22	-1003.73
796	415	Shell-Thick	DX385	CEDIMENTI	LinStatic	18410.12	-4824.83
796	415	Shell-Thick	DX398	CEDIMENTI	LinStatic	14857.62	-4037.74
798	416	Shell-Thick	DX400	CEDIMENTI	LinStatic	-17346.10	-4330.32
798	416	Shell-Thick	DX387	CEDIMENTI	LinStatic	-20914.07	-4943.65
798	416	Shell-Thick	DX388	CEDIMENTI	LinStatic	104836.03	-732.57
798	416	Shell-Thick	DX401	CEDIMENTI	LinStatic	111223.08	-119.25
831	417	Shell-Thick	SX407	CEDIMENTI	LinStatic	-118995.68	1863.04
831	417	Shell-Thick	DX406	CEDIMENTI	LinStatic	120776.22	1924.07
831	417	Shell-Thick	DX393	CEDIMENTI	LinStatic	119768.13	1816.44
831	417	Shell-Thick	SX394	CEDIMENTI	LinStatic	-117882.81	1755.42
832	418	Shell-Thick	SX394	CEDIMENTI	LinStatic	-117601.88	2274.12
832	418	Shell-Thick	DX393	CEDIMENTI	LinStatic	119490.66	2411.29
832	418	Shell-Thick	DX380	CEDIMENTI	LinStatic	117046.32	3125.78
832	418	Shell-Thick	SX380	CEDIMENTI	LinStatic	-114915.40	2988.61
836	419	Shell-Thick	SX415	CEDIMENTI	LinStatic	120666.75	1881.01
836	419	Shell-Thick	SX402	CEDIMENTI	LinStatic	119716.38	1777.57
836	419	Shell-Thick	DX401	CEDIMENTI	LinStatic	-119557.66	1748.85
836	419	Shell-Thick	DX414	CEDIMENTI	LinStatic	-120741.67	1852.29
837	420	Shell-Thick	SX402	CEDIMENTI	LinStatic	119443.78	2304.29
837	420	Shell-Thick	SX388	CEDIMENTI	LinStatic	116627.16	3012.00
837	420	Shell-Thick	DX388	CEDIMENTI	LinStatic	-116921.94	3141.83
837	420	Shell-Thick	DX401	CEDIMENTI	LinStatic	-119281.02	2434.12
859	421	Shell-Thick	DX381	CEDIMENTI	LinStatic	38479.32	-4597.92
859	421	Shell-Thick	DX368	CEDIMENTI	LinStatic	32371.83	-5416.39
859	421	Shell-Thick	DX369	CEDIMENTI	LinStatic	101773.26	-1699.92
859	421	Shell-Thick	DX382	CEDIMENTI	LinStatic	111441.34	-881.45
860	422	Shell-Thick	DX382	CEDIMENTI	LinStatic	-97093.52	-1152.87
860	422	Shell-Thick	DX369	CEDIMENTI	LinStatic	-87667.14	-1855.74
860	422	Shell-Thick	DX370	CEDIMENTI	LinStatic	-28356.65	-5571.98
860	422	Shell-Thick	DX383	CEDIMENTI	LinStatic	-34443.80	-4869.10
861	423	Shell-Thick	DX385	CEDIMENTI	LinStatic	34193.80	-4716.58
861	423	Shell-Thick	DX372	CEDIMENTI	LinStatic	28178.36	-5695.43
861	423	Shell-Thick	DX373	CEDIMENTI	LinStatic	87351.22	-1995.51
861	423	Shell-Thick	DX386	CEDIMENTI	LinStatic	96740.31	-1016.67
862	424	Shell-Thick	DX386	CEDIMENTI	LinStatic	-111922.69	-994.27
862	424	Shell-Thick	DX373	CEDIMENTI	LinStatic	-102266.05	-1590.33
862	424	Shell-Thick	DX374	CEDIMENTI	LinStatic	-32285.73	-5303.03
862	424	Shell-Thick	DX387	CEDIMENTI	LinStatic	-38430.32	-4706.96
863	425	Shell-Thick	DX368	CEDIMENTI	LinStatic	33135.30	-5766.45
863	425	Shell-Thick	DX355	CEDIMENTI	LinStatic	28529.20	-5957.78
863	425	Shell-Thick	DX356	CEDIMENTI	LinStatic	92708.18	-1898.30
863	425	Shell-Thick	DX369	CEDIMENTI	LinStatic	101101.20	-1706.98
864	426	Shell-Thick	DX369	CEDIMENTI	LinStatic	-87100.11	-1893.12
864	426	Shell-Thick	DX356	CEDIMENTI	LinStatic	-79080.94	-2324.31
864	426	Shell-Thick	DX357	CEDIMENTI	LinStatic	-24591.02	-6415.44
864	426	Shell-Thick	DX370	CEDIMENTI	LinStatic	-28996.39	-5984.25
865	427	Shell-Thick	DX372	CEDIMENTI	LinStatic	28892.72	-6122.59
865	427	Shell-Thick	DX359	CEDIMENTI	LinStatic	24428.05	-6251.81
865	427	Shell-Thick	DX360	CEDIMENTI	LinStatic	78729.27	-2152.73
865	427	Shell-Thick	DX373	CEDIMENTI	LinStatic	86754.33	-2023.52
866	428	Shell-Thick	DX373	CEDIMENTI	LinStatic	-101623.67	-1577.26
866	428	Shell-Thick	DX360	CEDIMENTI	LinStatic	-93077.75	-1993.84
866	428	Shell-Thick	DX361	CEDIMENTI	LinStatic	-28293.35	-6085.16
866	428	Shell-Thick	DX374	CEDIMENTI	LinStatic	-32996.45	-5668.58
867	429	Shell-Thick	DX355	CEDIMENTI	LinStatic	29098.63	-5936.86
867	429	Shell-Thick	DX342	CEDIMENTI	LinStatic	25497.61	-6618.26
867	429	Shell-Thick	DX343	CEDIMENTI	LinStatic	84690.52	-2934.55
867	429	Shell-Thick	DX356	CEDIMENTI	LinStatic	92040.55	-2253.15
868	430	Shell-Thick	DX356	CEDIMENTI	LinStatic	-78510.14	-2702.32
868	430	Shell-Thick	DX343	CEDIMENTI	LinStatic	-71692.96	-3254.12
868	430	Shell-Thick	DX344	CEDIMENTI	LinStatic	-21721.17	-7068.73
868	430	Shell-Thick	DX357	CEDIMENTI	LinStatic	-25143.06	-6516.93
869	431	Shell-Thick	DX359	CEDIMENTI	LinStatic	24901.86	-6330.46
869	431	Shell-Thick	DX346	CEDIMENTI	LinStatic	21608.14	-7219.23
869	431	Shell-Thick	DX347	CEDIMENTI	LinStatic	71438.16	-3433.49



Autorità Portuale di Taranto
Interventi per il dragaggio di 2,3 M³ di sedimenti in area Molo Polisettoriale e per la realizzazione di un primo lotto della cassa di colmata funzionale all'ampliamento del V Sporgente del Porto di Taranto

Allegati alla relazione di calcolo strutturale allineamento "BC"

Data 05/2016
Rev. B
c.d.c.: C296A
514B

869	431	Shell-Thick	DX360	CEDIMENTI	LinStatic	78196.45	-2544.72
870	432	Shell-Thick	DX360	CEDIMENTI	LinStatic	-92374.72	-2402.08
870	432	Shell-Thick	DX347	CEDIMENTI	LinStatic	-85284.33	-2806.08
870	432	Shell-Thick	DX348	CEDIMENTI	LinStatic	-25492.21	-6422.47
870	432	Shell-Thick	DX361	CEDIMENTI	LinStatic	-28915.76	-6018.48
871	433	Shell-Thick	DX342	CEDIMENTI	LinStatic	26190.95	-6860.09
871	433	Shell-Thick	DX329	CEDIMENTI	LinStatic	23604.61	-6923.85
871	433	Shell-Thick	DX330	CEDIMENTI	LinStatic	77854.29	-3087.07
871	433	Shell-Thick	DX343	CEDIMENTI	LinStatic	84002.11	-3023.32
872	434	Shell-Thick	DX343	CEDIMENTI	LinStatic	-71200.37	-3342.14
872	434	Shell-Thick	DX330	CEDIMENTI	LinStatic	-65474.13	-3724.20
872	434	Shell-Thick	DX331	CEDIMENTI	LinStatic	-19924.65	-7776.46
872	434	Shell-Thick	DX344	CEDIMENTI	LinStatic	-22343.65	-7394.40
873	435	Shell-Thick	DX346	CEDIMENTI	LinStatic	22329.32	-7583.10
873	435	Shell-Thick	DX333	CEDIMENTI	LinStatic	19737.22	-7572.80
873	435	Shell-Thick	DX334	CEDIMENTI	LinStatic	65101.16	-3484.96
873	435	Shell-Thick	DX347	CEDIMENTI	LinStatic	70912.32	-3495.26
874	436	Shell-Thick	DX347	CEDIMENTI	LinStatic	-84628.44	-2814.91
874	436	Shell-Thick	DX334	CEDIMENTI	LinStatic	-78143.20	-3222.21
874	436	Shell-Thick	DX335	CEDIMENTI	LinStatic	-23263.85	-7144.59
874	436	Shell-Thick	DX348	CEDIMENTI	LinStatic	-26105.76	-6737.29
875	437	Shell-Thick	DX329	CEDIMENTI	LinStatic	24077.89	-7026.63
875	437	Shell-Thick	DX316	CEDIMENTI	LinStatic	21986.05	-7681.43
875	437	Shell-Thick	DX317	CEDIMENTI	LinStatic	71599.07	-3938.43
875	437	Shell-Thick	DX330	CEDIMENTI	LinStatic	77194.23	-3283.63
876	438	Shell-Thick	DX330	CEDIMENTI	LinStatic	-65014.24	-3947.17
876	438	Shell-Thick	DX317	CEDIMENTI	LinStatic	-60023.77	-4380.71
876	438	Shell-Thick	DX318	CEDIMENTI	LinStatic	-18493.73	-8394.01
876	438	Shell-Thick	DX331	CEDIMENTI	LinStatic	-20449.95	-7960.47
877	439	Shell-Thick	DX333	CEDIMENTI	LinStatic	20150.87	-7709.71
877	439	Shell-Thick	DX320	CEDIMENTI	LinStatic	18405.80	-8606.41
877	439	Shell-Thick	DX321	CEDIMENTI	LinStatic	59782.20	-4638.84
877	439	Shell-Thick	DX334	CEDIMENTI	LinStatic	64681.85	-3742.15
878	440	Shell-Thick	DX334	CEDIMENTI	LinStatic	-77446.42	-3526.78
878	440	Shell-Thick	DX321	CEDIMENTI	LinStatic	-72313.41	-3748.33
878	440	Shell-Thick	DX322	CEDIMENTI	LinStatic	-22062.43	-7370.97
878	440	Shell-Thick	DX335	CEDIMENTI	LinStatic	-23832.72	-7149.42
879	441	Shell-Thick	DX316	CEDIMENTI	LinStatic	22604.91	-7797.50
879	441	Shell-Thick	DX303	CEDIMENTI	LinStatic	21437.17	-7777.89
879	441	Shell-Thick	DX304	CEDIMENTI	LinStatic	66464.81	-4088.18
879	441	Shell-Thick	DX317	CEDIMENTI	LinStatic	70927.66	-4107.79
880	442	Shell-Thick	DX317	CEDIMENTI	LinStatic	-59627.48	-4545.83
880	442	Shell-Thick	DX304	CEDIMENTI	LinStatic	-55671.97	-4890.02
880	442	Shell-Thick	DX305	CEDIMENTI	LinStatic	-18105.55	-8922.70
880	442	Shell-Thick	DX318	CEDIMENTI	LinStatic	-19061.39	-8578.52
881	443	Shell-Thick	DX320	CEDIMENTI	LinStatic	19116.04	-8847.83
881	443	Shell-Thick	DX307	CEDIMENTI	LinStatic	17927.91	-8649.68
881	443	Shell-Thick	DX308	CEDIMENTI	LinStatic	55297.50	-4569.86
881	443	Shell-Thick	DX321	CEDIMENTI	LinStatic	59346.76	-4768.01
882	444	Shell-Thick	DX321	CEDIMENTI	LinStatic	-71681.33	-3789.83
882	444	Shell-Thick	DX308	CEDIMENTI	LinStatic	-66715.80	-4330.45
882	444	Shell-Thick	DX309	CEDIMENTI	LinStatic	-20993.46	-8146.34
882	444	Shell-Thick	DX322	CEDIMENTI	LinStatic	-22537.30	-7605.72
883	445	Shell-Thick	DX303	CEDIMENTI	LinStatic	21865.22	-7938.68
883	445	Shell-Thick	DX290	CEDIMENTI	LinStatic	21240.80	-8597.39
883	445	Shell-Thick	DX291	CEDIMENTI	LinStatic	61637.35	-4803.92
883	445	Shell-Thick	DX304	CEDIMENTI	LinStatic	65811.96	-4145.21
884	446	Shell-Thick	DX304	CEDIMENTI	LinStatic	-55265.05	-4965.31
884	446	Shell-Thick	DX291	CEDIMENTI	LinStatic	-51689.41	-5346.61
884	446	Shell-Thick	DX292	CEDIMENTI	LinStatic	-18032.96	-9510.87
884	446	Shell-Thick	DX305	CEDIMENTI	LinStatic	-18619.68	-9129.57
885	447	Shell-Thick	DX307	CEDIMENTI	LinStatic	18275.46	-8796.51
885	447	Shell-Thick	DX294	CEDIMENTI	LinStatic	17991.72	-9828.84
885	447	Shell-Thick	DX295	CEDIMENTI	LinStatic	51463.78	-5720.66
885	447	Shell-Thick	DX308	CEDIMENTI	LinStatic	54933.26	-4688.33
886	448	Shell-Thick	DX308	CEDIMENTI	LinStatic	-66025.62	-4527.81
886	448	Shell-Thick	DX295	CEDIMENTI	LinStatic	-62407.17	-4516.51
886	448	Shell-Thick	DX296	CEDIMENTI	LinStatic	-21287.55	-8179.21
886	448	Shell-Thick	DX309	CEDIMENTI	LinStatic	-21589.88	-8190.51
887	449	Shell-Thick	DX290	CEDIMENTI	LinStatic	21881.62	-8726.41
887	449	Shell-Thick	DX277	CEDIMENTI	LinStatic	22742.07	-8402.54
887	449	Shell-Thick	DX278	CEDIMENTI	LinStatic	58083.17	-4771.82
887	449	Shell-Thick	DX291	CEDIMENTI	LinStatic	60901.97	-5095.68
888	450	Shell-Thick	DX291	CEDIMENTI	LinStatic	-51284.28	-5657.37
888	450	Shell-Thick	DX278	CEDIMENTI	LinStatic	-48719.44	-5652.52
888	450	Shell-Thick	DX279	CEDIMENTI	LinStatic	-19453.20	-9672.35
888	450	Shell-Thick	DX292	CEDIMENTI	LinStatic	-18645.33	-9677.20
889	451	Shell-Thick	DX294	CEDIMENTI	LinStatic	18804.80	-10062.16
889	451	Shell-Thick	DX281	CEDIMENTI	LinStatic	19396.45	-9317.33
889	451	Shell-Thick	DX282	CEDIMENTI	LinStatic	48435.04	-5263.21
889	451	Shell-Thick	DX295	CEDIMENTI	LinStatic	51009.53	-6008.05


Autorità Portuale di Taranto

Interventi per il dragaggio di 2,3 M³ di sedimenti in area Molo Polisettoriale e per la realizzazione di un primo lotto della cassa di colmata funzionale all'ampliamento del V Sporgente del Porto di Taranto

Allegati alla relazione di calcolo strutturale allineamento "BC"

Data 05/2016
Rev. B
c.d.c.: C296A
514B

890	452	Shell-Thick	DX295	CEDIMENTI	LinStatic	-61722.64	-4681.47
890	452	Shell-Thick	DX282	CEDIMENTI	LinStatic	-58372.52	-5189.03
890	452	Shell-Thick	DX283	CEDIMENTI	LinStatic	-22210.53	-8939.68
890	452	Shell-Thick	DX296	CEDIMENTI	LinStatic	-21694.94	-8432.13
891	453	Shell-Thick	DX277	CEDIMENTI	LinStatic	28988.20	-9210.71
891	453	Shell-Thick	DX264	CEDIMENTI	LinStatic	22490.73	-9881.31
891	453	Shell-Thick	DX265	CEDIMENTI	LinStatic	61981.00	-3415.85
891	453	Shell-Thick	DX278	CEDIMENTI	LinStatic	71623.16	-2745.25
892	454	Shell-Thick	DX278	CEDIMENTI	LinStatic	-60451.23	-3616.07
892	454	Shell-Thick	DX265	CEDIMENTI	LinStatic	-51458.70	-3935.94
892	454	Shell-Thick	DX266	CEDIMENTI	LinStatic	-18882.23	-10777.30
892	454	Shell-Thick	DX279	CEDIMENTI	LinStatic	-25133.59	-10457.42
893	455	Shell-Thick	DX281	CEDIMENTI	LinStatic	24745.56	-9964.45
893	455	Shell-Thick	DX268	CEDIMENTI	LinStatic	18707.64	-11337.34
893	455	Shell-Thick	DX269	CEDIMENTI	LinStatic	51141.74	-4519.57
893	455	Shell-Thick	DX282	CEDIMENTI	LinStatic	60131.94	-3146.68
894	456	Shell-Thick	DX282	CEDIMENTI	LinStatic	-71958.95	-3405.85
894	456	Shell-Thick	DX269	CEDIMENTI	LinStatic	-62841.97	-2880.14
894	456	Shell-Thick	DX270	CEDIMENTI	LinStatic	-22423.02	-9241.33
894	456	Shell-Thick	DX283	CEDIMENTI	LinStatic	-28667.61	-9767.04
895	457	Shell-Thick	DX264	CEDIMENTI	LinStatic	23373.65	-10134.14
895	457	Shell-Thick	DX251	CEDIMENTI	LinStatic	18856.97	-10081.22
895	457	Shell-Thick	DX252	CEDIMENTI	LinStatic	53018.67	-3495.89
895	457	Shell-Thick	DX265	CEDIMENTI	LinStatic	61044.89	-3548.81
896	458	Shell-Thick	DX265	CEDIMENTI	LinStatic	-50961.89	-4117.48
896	458	Shell-Thick	DX252	CEDIMENTI	LinStatic	-43575.93	-4396.46
896	458	Shell-Thick	DX253	CEDIMENTI	LinStatic	-15588.29	-11272.91
896	458	Shell-Thick	DX266	CEDIMENTI	LinStatic	-19661.60	-10993.93
897	459	Shell-Thick	DX268	CEDIMENTI	LinStatic	19791.36	-11569.33
897	459	Shell-Thick	DX255	CEDIMENTI	LinStatic	15749.29	-10767.14
897	459	Shell-Thick	DX256	CEDIMENTI	LinStatic	43458.40	-3938.06
897	459	Shell-Thick	DX269	CEDIMENTI	LinStatic	50567.83	-4740.25
898	460	Shell-Thick	DX269	CEDIMENTI	LinStatic	-61981.25	-2907.80
898	460	Shell-Thick	DX256	CEDIMENTI	LinStatic	-53492.85	-4364.32
898	460	Shell-Thick	DX257	CEDIMENTI	LinStatic	-18122.67	-11072.37
898	460	Shell-Thick	DX270	CEDIMENTI	LinStatic	-22879.78	-9615.85
899	461	Shell-Thick	DX251	CEDIMENTI	LinStatic	19569.21	-10347.24
899	461	Shell-Thick	DX238	CEDIMENTI	LinStatic	15202.90	-11129.16
899	461	Shell-Thick	DX239	CEDIMENTI	LinStatic	43682.48	-4156.00
899	461	Shell-Thick	DX252	CEDIMENTI	LinStatic	52006.96	-3374.08
900	462	Shell-Thick	DX252	CEDIMENTI	LinStatic	-42924.17	-4243.57
900	462	Shell-Thick	DX239	CEDIMENTI	LinStatic	-35159.01	-4819.85
900	462	Shell-Thick	DX240	CEDIMENTI	LinStatic	-12024.63	-12166.87
900	462	Shell-Thick	DX253	CEDIMENTI	LinStatic	-16274.91	-11590.58
901	463	Shell-Thick	DX255	CEDIMENTI	LinStatic	16110.96	-11161.07
901	463	Shell-Thick	DX242	CEDIMENTI	LinStatic	11577.58	-12835.16
901	463	Shell-Thick	DX243	CEDIMENTI	LinStatic	34409.42	-5349.18
901	463	Shell-Thick	DX256	CEDIMENTI	LinStatic	42840.73	-3675.10
902	464	Shell-Thick	DX256	CEDIMENTI	LinStatic	-52469.10	-4298.00
902	464	Shell-Thick	DX243	CEDIMENTI	LinStatic	-44365.68	-3206.16
902	464	Shell-Thick	DX244	CEDIMENTI	LinStatic	-14635.56	-10277.68
902	464	Shell-Thick	DX257	CEDIMENTI	LinStatic	-19357.34	-11369.52
903	465	Shell-Thick	DX238	CEDIMENTI	LinStatic	16300.85	-11237.46
903	465	Shell-Thick	DX225	CEDIMENTI	LinStatic	12898.53	-11056.20
903	465	Shell-Thick	DX226	CEDIMENTI	LinStatic	35351.48	-4102.23
903	465	Shell-Thick	DX239	CEDIMENTI	LinStatic	42573.25	-4283.49
904	466	Shell-Thick	DX239	CEDIMENTI	LinStatic	-34458.68	-5046.56
904	466	Shell-Thick	DX226	CEDIMENTI	LinStatic	-28394.82	-5007.66
904	466	Shell-Thick	DX227	CEDIMENTI	LinStatic	-10545.83	-12004.71
904	466	Shell-Thick	DX240	CEDIMENTI	LinStatic	-12991.98	-12043.61
905	467	Shell-Thick	DX242	CEDIMENTI	LinStatic	12823.59	-12467.45
905	467	Shell-Thick	DX229	CEDIMENTI	LinStatic	11458.33	-11502.98
905	467	Shell-Thick	DX230	CEDIMENTI	LinStatic	28980.92	-4911.46
905	467	Shell-Thick	DX243	CEDIMENTI	LinStatic	33607.52	-5875.93
906	468	Shell-Thick	DX243	CEDIMENTI	LinStatic	-43360.20	-3430.03
906	468	Shell-Thick	DX230	CEDIMENTI	LinStatic	-36637.63	-5784.10
906	468	Shell-Thick	DX231	CEDIMENTI	LinStatic	-12441.41	-12635.98
906	468	Shell-Thick	DX244	CEDIMENTI	LinStatic	-15011.16	-10281.91
907	469	Shell-Thick	DX225	CEDIMENTI	LinStatic	13859.91	-11361.10
907	469	Shell-Thick	DX212	CEDIMENTI	LinStatic	9958.34	-12085.69
907	469	Shell-Thick	DX213	CEDIMENTI	LinStatic	26083.15	-4580.82
907	469	Shell-Thick	DX226	CEDIMENTI	LinStatic	34208.16	-3856.23
908	470	Shell-Thick	DX226	CEDIMENTI	LinStatic	-27589.72	-4709.36
908	470	Shell-Thick	DX213	CEDIMENTI	LinStatic	-20402.03	-5351.97
908	470	Shell-Thick	DX214	CEDIMENTI	LinStatic	-7838.47	-13076.78
908	470	Shell-Thick	DX227	CEDIMENTI	LinStatic	-11219.05	-12434.16
909	471	Shell-Thick	DX229	CEDIMENTI	LinStatic	11996.48	-12546.53
909	471	Shell-Thick	DX216	CEDIMENTI	LinStatic	5802.88	-13561.08
909	471	Shell-Thick	DX217	CEDIMENTI	LinStatic	17583.38	-4930.01
909	471	Shell-Thick	DX230	CEDIMENTI	LinStatic	28176.45	-3915.46
910	472	Shell-Thick	DX230	CEDIMENTI	LinStatic	-35526.96	-5123.24

910	472	Shell-Thick	DX217	CEDIMENTI	LinStatic	-25784.28	-2044.62
910	472	Shell-Thick	DX218	CEDIMENTI	LinStatic	-7778.72	-10400.32
910	472	Shell-Thick	DX231	CEDIMENTI	LinStatic	-14454.75	-13478.94
911	473	Shell-Thick	DX212	CEDIMENTI	LinStatic	11181.30	-12098.72
911	473	Shell-Thick	DX199	CEDIMENTI	LinStatic	8869.18	-11830.89
911	473	Shell-Thick	DX200	CEDIMENTI	LinStatic	18603.10	-4577.99
911	473	Shell-Thick	DX213	CEDIMENTI	LinStatic	24859.65	-4845.82
912	474	Shell-Thick	DX213	CEDIMENTI	LinStatic	-19527.00	-5704.29
912	474	Shell-Thick	DX200	CEDIMENTI	LinStatic	-14181.92	-5614.66
912	474	Shell-Thick	DX201	CEDIMENTI	LinStatic	-7395.95	-12667.54
912	474	Shell-Thick	DX214	CEDIMENTI	LinStatic	-8937.53	-12757.17
913	475	Shell-Thick	DX216	CEDIMENTI	LinStatic	6877.02	-12565.07
913	475	Shell-Thick	DX203	CEDIMENTI	LinStatic	6812.38	-12676.32
913	475	Shell-Thick	DX204	CEDIMENTI	LinStatic	13130.92	-6097.90
913	475	Shell-Thick	DX217	CEDIMENTI	LinStatic	16599.92	-5986.66
914	476	Shell-Thick	DX217	CEDIMENTI	LinStatic	-24648.11	-3622.23
914	476	Shell-Thick	DX204	CEDIMENTI	LinStatic	-25109.35	-6579.93
914	476	Shell-Thick	DX205	CEDIMENTI	LinStatic	-12879.22	-11912.30
914	476	Shell-Thick	DX218	CEDIMENTI	LinStatic	-7823.60	-8954.61
915	477	Shell-Thick	DX199	CEDIMENTI	LinStatic	10166.10	-12192.27
915	477	Shell-Thick	DX186	CEDIMENTI	LinStatic	4899.97	-11832.79
915	477	Shell-Thick	DX187	CEDIMENTI	LinStatic	7301.22	-3991.96
915	477	Shell-Thick	DX200	CEDIMENTI	LinStatic	17109.98	-4351.45
916	478	Shell-Thick	DX200	CEDIMENTI	LinStatic	-13326.02	-5319.26
916	478	Shell-Thick	DX187	CEDIMENTI	LinStatic	-3175.92	-5184.43
916	478	Shell-Thick	DX188	CEDIMENTI	LinStatic	-2427.80	-13322.00
916	478	Shell-Thick	DX201	CEDIMENTI	LinStatic	-8256.84	-13456.84
917	479	Shell-Thick	DX203	CEDIMENTI	LinStatic	7866.66	-13664.60
917	479	Shell-Thick	DX190	CEDIMENTI	LinStatic	2293.65	-13097.88
917	479	Shell-Thick	DX191	CEDIMENTI	LinStatic	1963.11	-4998.52
917	479	Shell-Thick	DX204	CEDIMENTI	LinStatic	12312.35	-5565.24
918	480	Shell-Thick	DX204	CEDIMENTI	LinStatic	-23612.44	-4575.64
918	480	Shell-Thick	DX191	CEDIMENTI	LinStatic	-9034.89	-3863.96
918	480	Shell-Thick	DX192	CEDIMENTI	LinStatic	-3514.93	-13156.03
918	480	Shell-Thick	DX205	CEDIMENTI	LinStatic	-14717.73	-13867.72
919	481	Shell-Thick	DX186	CEDIMENTI	LinStatic	6528.30	-10544.45
919	481	Shell-Thick	DX173	CEDIMENTI	LinStatic	5674.15	-9947.91
919	481	Shell-Thick	DX174	CEDIMENTI	LinStatic	520.99	-6337.55
919	481	Shell-Thick	DX187	CEDIMENTI	LinStatic	5655.47	-6934.09
920	482	Shell-Thick	DX187	CEDIMENTI	LinStatic	-2094.24	-8131.77
920	482	Shell-Thick	DX174	CEDIMENTI	LinStatic	4723.18	-5648.88
920	482	Shell-Thick	DX175	CEDIMENTI	LinStatic	-2694.18	-10171.14
920	482	Shell-Thick	DX188	CEDIMENTI	LinStatic	-5121.20	-12654.04
921	483	Shell-Thick	DX190	CEDIMENTI	LinStatic	4717.76	-12374.48
921	483	Shell-Thick	DX177	CEDIMENTI	LinStatic	2858.55	-10350.53
921	483	Shell-Thick	DX178	CEDIMENTI	LinStatic	-5133.70	-5972.67
921	483	Shell-Thick	DX191	CEDIMENTI	LinStatic	829.90	-7996.62
922	484	Shell-Thick	DX191	CEDIMENTI	LinStatic	-7463.31	-7465.74
922	484	Shell-Thick	DX178	CEDIMENTI	LinStatic	-1277.68	-6062.19
922	484	Shell-Thick	DX179	CEDIMENTI	LinStatic	-4597.24	-9623.11
922	484	Shell-Thick	DX192	CEDIMENTI	LinStatic	-5264.67	-11026.67
923	485	Shell-Thick	DX173	CEDIMENTI	LinStatic	5870.65	-6196.43
923	485	Shell-Thick	DX160	CEDIMENTI	LinStatic	11082.70	-7383.81
923	485	Shell-Thick	DX161	CEDIMENTI	LinStatic	-651.51	-13036.29
923	485	Shell-Thick	DX174	CEDIMENTI	LinStatic	-1923.05	-11848.92
924	486	Shell-Thick	DX174	CEDIMENTI	LinStatic	6109.35	-10810.24
924	486	Shell-Thick	DX161	CEDIMENTI	LinStatic	4143.32	-12515.53
924	486	Shell-Thick	DX162	CEDIMENTI	LinStatic	-7946.46	-8721.86
924	486	Shell-Thick	DX175	CEDIMENTI	LinStatic	-2822.40	-7016.57
925	487	Shell-Thick	DX177	CEDIMENTI	LinStatic	3033.30	-7291.88
925	487	Shell-Thick	DX164	CEDIMENTI	LinStatic	8419.03	-8385.63
925	487	Shell-Thick	DX165	CEDIMENTI	LinStatic	-4384.13	-12206.64
925	487	Shell-Thick	DX178	CEDIMENTI	LinStatic	-6584.57	-11112.88
926	488	Shell-Thick	DX178	CEDIMENTI	LinStatic	1195.30	-11684.63
926	488	Shell-Thick	DX165	CEDIMENTI	LinStatic	-534.37	-13159.61
926	488	Shell-Thick	DX166	CEDIMENTI	LinStatic	-10872.09	-7273.79
926	488	Shell-Thick	DX179	CEDIMENTI	LinStatic	-4693.88	-5798.81
927	489	Shell-Thick	DX160	CEDIMENTI	LinStatic	12344.30	-6608.90
927	489	Shell-Thick	DX147	CEDIMENTI	LinStatic	18739.48	-7152.93
927	489	Shell-Thick	DX148	CEDIMENTI	LinStatic	1076.25	-14290.90
927	489	Shell-Thick	DX161	CEDIMENTI	LinStatic	-1153.21	-13746.87
928	490	Shell-Thick	DX161	CEDIMENTI	LinStatic	5067.59	-13176.17
928	490	Shell-Thick	DX148	CEDIMENTI	LinStatic	3384.47	-13134.50
928	490	Shell-Thick	DX149	CEDIMENTI	LinStatic	-15235.13	-8740.50
928	490	Shell-Thick	DX162	CEDIMENTI	LinStatic	-9151.94	-8782.17
929	491	Shell-Thick	DX164	CEDIMENTI	LinStatic	9460.89	-8497.11
929	491	Shell-Thick	DX151	CEDIMENTI	LinStatic	15438.68	-8972.52
929	491	Shell-Thick	DX152	CEDIMENTI	LinStatic	-3591.23	-13308.48
929	491	Shell-Thick	DX165	CEDIMENTI	LinStatic	-5208.90	-12833.07
930	492	Shell-Thick	DX165	CEDIMENTI	LinStatic	207.55	-13760.64
930	492	Shell-Thick	DX152	CEDIMENTI	LinStatic	-1716.28	-14090.65

930	492	Shell-Thick	DX153	CEDIMENTI	LinStatic	-18811.45	-6992.43
930	492	Shell-Thick	DX166	CEDIMENTI	LinStatic	-12308.72	-6662.42
931	493	Shell-Thick	DX147	CEDIMENTI	LinStatic	19458.93	-7035.26
931	493	Shell-Thick	DX134	CEDIMENTI	LinStatic	26391.44	-6785.27
931	493	Shell-Thick	DX135	CEDIMENTI	LinStatic	1902.49	-14254.06
931	493	Shell-Thick	DX148	CEDIMENTI	LinStatic	-23.00	-14504.05
932	494	Shell-Thick	DX148	CEDIMENTI	LinStatic	3775.33	-13358.81
932	494	Shell-Thick	DX135	CEDIMENTI	LinStatic	3177.70	-13791.44
932	494	Shell-Thick	DX136	CEDIMENTI	LinStatic	-21361.91	-8994.77
932	494	Shell-Thick	DX149	CEDIMENTI	LinStatic	-16246.65	-8562.14
933	495	Shell-Thick	DX151	CEDIMENTI	LinStatic	16571.81	-8765.52
933	495	Shell-Thick	DX138	CEDIMENTI	LinStatic	21767.19	-8767.25
933	495	Shell-Thick	DX139	CEDIMENTI	LinStatic	-3381.56	-13571.99
933	495	Shell-Thick	DX152	CEDIMENTI	LinStatic	-4018.15	-13570.26
934	496	Shell-Thick	DX152	CEDIMENTI	LinStatic	-541.20	-14368.70
934	496	Shell-Thick	DX139	CEDIMENTI	LinStatic	-2646.98	-14357.88
934	496	Shell-Thick	DX140	CEDIMENTI	LinStatic	-26913.47	-6848.02
934	496	Shell-Thick	DX153	CEDIMENTI	LinStatic	-19608.53	-6858.84
935	497	Shell-Thick	DX134	CEDIMENTI	LinStatic	27299.45	-6804.17
935	497	Shell-Thick	DX121	CEDIMENTI	LinStatic	34321.24	-7106.56
935	497	Shell-Thick	DX122	CEDIMENTI	LinStatic	2973.86	-14403.45
935	497	Shell-Thick	DX135	CEDIMENTI	LinStatic	884.99	-14101.07
936	498	Shell-Thick	DX135	CEDIMENTI	LinStatic	4105.11	-13617.05
936	498	Shell-Thick	DX122	CEDIMENTI	LinStatic	3739.64	-13197.46
936	498	Shell-Thick	DX123	CEDIMENTI	LinStatic	-28124.85	-8587.00
936	498	Shell-Thick	DX136	CEDIMENTI	LinStatic	-22564.76	-9006.59
937	499	Shell-Thick	DX138	CEDIMENTI	LinStatic	22860.87	-8819.02
937	499	Shell-Thick	DX125	CEDIMENTI	LinStatic	28275.15	-8791.27
937	499	Shell-Thick	DX126	CEDIMENTI	LinStatic	-4038.25	-13368.52
937	499	Shell-Thick	DX139	CEDIMENTI	LinStatic	-4269.31	-13396.28
938	500	Shell-Thick	DX139	CEDIMENTI	LinStatic	-1523.63	-14156.40
938	500	Shell-Thick	DX126	CEDIMENTI	LinStatic	-3267.98	-14294.56
938	500	Shell-Thick	DX127	CEDIMENTI	LinStatic	-34763.98	-7103.58
938	500	Shell-Thick	DX140	CEDIMENTI	LinStatic	-27926.34	-6965.42
939	501	Shell-Thick	DX121	CEDIMENTI	LinStatic	35368.58	-6860.23
939	501	Shell-Thick	DX108	CEDIMENTI	LinStatic	42564.57	-6513.32
939	501	Shell-Thick	DX109	CEDIMENTI	LinStatic	3314.08	-14238.80
939	501	Shell-Thick	DX122	CEDIMENTI	LinStatic	1609.23	-14585.70
940	502	Shell-Thick	DX122	CEDIMENTI	LinStatic	4576.56	-13406.24
940	502	Shell-Thick	DX109	CEDIMENTI	LinStatic	4173.03	-13668.90
940	502	Shell-Thick	DX110	CEDIMENTI	LinStatic	-34968.89	-8502.67
940	502	Shell-Thick	DX123	CEDIMENTI	LinStatic	-29410.82	-8240.01
941	503	Shell-Thick	DX125	CEDIMENTI	LinStatic	29660.32	-8412.04
941	503	Shell-Thick	DX112	CEDIMENTI	LinStatic	35309.79	-8371.96
941	503	Shell-Thick	DX113	CEDIMENTI	LinStatic	-4452.52	-13576.33
941	503	Shell-Thick	DX126	CEDIMENTI	LinStatic	-4916.93	-13616.41
942	504	Shell-Thick	DX126	CEDIMENTI	LinStatic	-1887.54	-14565.00
942	504	Shell-Thick	DX113	CEDIMENTI	LinStatic	-3851.47	-14369.83
942	504	Shell-Thick	DX114	CEDIMENTI	LinStatic	-43382.62	-6596.58
942	504	Shell-Thick	DX127	CEDIMENTI	LinStatic	-35843.09	-6791.76
943	505	Shell-Thick	DX108	CEDIMENTI	LinStatic	43814.14	-6542.39
943	505	Shell-Thick	DX95	CEDIMENTI	LinStatic	51200.75	-6674.13
943	505	Shell-Thick	DX96	CEDIMENTI	LinStatic	4017.16	-14168.34
943	505	Shell-Thick	DX109	CEDIMENTI	LinStatic	2101.59	-14036.60
944	506	Shell-Thick	DX109	CEDIMENTI	LinStatic	5426.67	-13461.14
944	506	Shell-Thick	DX96	CEDIMENTI	LinStatic	4988.71	-13019.62
944	506	Shell-Thick	DX97	CEDIMENTI	LinStatic	-42512.59	-7951.74
944	506	Shell-Thick	DX110	CEDIMENTI	LinStatic	-36370.73	-8393.27
945	507	Shell-Thick	DX112	CEDIMENTI	LinStatic	36627.04	-8291.16
945	507	Shell-Thick	DX99	CEDIMENTI	LinStatic	42689.57	-8104.78
945	507	Shell-Thick	DX100	CEDIMENTI	LinStatic	-5361.55	-13168.34
945	507	Shell-Thick	DX113	CEDIMENTI	LinStatic	-5705.31	-13354.72
946	508	Shell-Thick	DX113	CEDIMENTI	LinStatic	-2598.23	-14117.97
946	508	Shell-Thick	DX100	CEDIMENTI	LinStatic	-4337.58	-14130.74
946	508	Shell-Thick	DX101	CEDIMENTI	LinStatic	-51992.55	-6700.70
946	508	Shell-Thick	DX114	CEDIMENTI	LinStatic	-44709.78	-6687.93
947	509	Shell-Thick	DX95	CEDIMENTI	LinStatic	52589.12	-6327.23
947	509	Shell-Thick	DX82	CEDIMENTI	LinStatic	60615.17	-5907.83
947	509	Shell-Thick	DX83	CEDIMENTI	LinStatic	4543.81	-13869.54
947	509	Shell-Thick	DX96	CEDIMENTI	LinStatic	2507.85	-14288.93
948	510	Shell-Thick	DX96	CEDIMENTI	LinStatic	6191.56	-13153.37
948	510	Shell-Thick	DX83	CEDIMENTI	LinStatic	5290.06	-13251.25
948	510	Shell-Thick	DX84	CEDIMENTI	LinStatic	-50620.86	-7623.75
948	510	Shell-Thick	DX97	CEDIMENTI	LinStatic	-43975.15	-7525.87
949	511	Shell-Thick	DX99	CEDIMENTI	LinStatic	44237.61	-7654.99
949	511	Shell-Thick	DX86	CEDIMENTI	LinStatic	50939.88	-7527.94
949	511	Shell-Thick	DX87	CEDIMENTI	LinStatic	-5661.10	-13178.58
949	511	Shell-Thick	DX100	CEDIMENTI	LinStatic	-6597.11	-13305.63
950	512	Shell-Thick	DX100	CEDIMENTI	LinStatic	-2820.44	-14284.25
950	512	Shell-Thick	DX87	CEDIMENTI	LinStatic	-5061.48	-13942.50
950	512	Shell-Thick	DX88	CEDIMENTI	LinStatic	-61675.59	-5963.84

950	512	Shell-Thick	DX101	CEDIMENTI	LinStatic	-53394.16	-6305.59
951	513	Shell-Thick	DX82	CEDIMENTI	LinStatic	62162.32	-5822.22
951	513	Shell-Thick	DX69	CEDIMENTI	LinStatic	70848.71	-5743.10
951	513	Shell-Thick	DX70	CEDIMENTI	LinStatic	5828.12	-13568.48
951	513	Shell-Thick	DX83	CEDIMENTI	LinStatic	3156.94	-13647.60
952	514	Shell-Thick	DX83	CEDIMENTI	LinStatic	6842.72	-13019.80
952	514	Shell-Thick	DX70	CEDIMENTI	LinStatic	5574.94	-12537.20
952	514	Shell-Thick	DX71	CEDIMENTI	LinStatic	-59657.15	-6911.26
952	514	Shell-Thick	DX84	CEDIMENTI	LinStatic	-52188.64	-7393.86
953	515	Shell-Thick	DX86	CEDIMENTI	LinStatic	52446.39	-7319.36
953	515	Shell-Thick	DX73	CEDIMENTI	LinStatic	59826.59	-6992.65
953	515	Shell-Thick	DX74	CEDIMENTI	LinStatic	-6069.82	-12589.09
953	515	Shell-Thick	DX87	CEDIMENTI	LinStatic	-7222.52	-12915.80
954	516	Shell-Thick	DX87	CEDIMENTI	LinStatic	-3652.94	-13655.48
954	516	Shell-Thick	DX74	CEDIMENTI	LinStatic	-6115.61	-13493.94
954	516	Shell-Thick	DX75	CEDIMENTI	LinStatic	-71791.82	-5756.13
954	516	Shell-Thick	DX88	CEDIMENTI	LinStatic	-63279.78	-5917.67
955	517	Shell-Thick	DX69	CEDIMENTI	LinStatic	72466.10	-5429.96
955	517	Shell-Thick	DX56	CEDIMENTI	LinStatic	82071.49	-4886.18
955	517	Shell-Thick	DX57	CEDIMENTI	LinStatic	7481.05	-12999.41
955	517	Shell-Thick	DX70	CEDIMENTI	LinStatic	4169.54	-13543.18
956	518	Shell-Thick	DX70	CEDIMENTI	LinStatic	7024.19	-12553.96
956	518	Shell-Thick	DX57	CEDIMENTI	LinStatic	4946.01	-12473.39
956	518	Shell-Thick	DX58	CEDIMENTI	LinStatic	-69469.82	-6360.12
956	518	Shell-Thick	DX71	CEDIMENTI	LinStatic	-61281.52	-6440.68
957	519	Shell-Thick	DX73	CEDIMENTI	LinStatic	61535.43	-6494.80
957	519	Shell-Thick	DX60	CEDIMENTI	LinStatic	69809.41	-6281.90
957	519	Shell-Thick	DX61	CEDIMENTI	LinStatic	-5391.28	-12392.06
957	519	Shell-Thick	DX74	CEDIMENTI	LinStatic	-7526.20	-12604.96
958	520	Shell-Thick	DX74	CEDIMENTI	LinStatic	-4428.75	-13511.60
958	520	Shell-Thick	DX61	CEDIMENTI	LinStatic	-7987.97	-12971.28
958	520	Shell-Thick	DX62	CEDIMENTI	LinStatic	-83304.51	-4816.20
958	520	Shell-Thick	DX75	CEDIMENTI	LinStatic	-73399.46	-5356.52
959	521	Shell-Thick	DX56	CEDIMENTI	LinStatic	83636.38	-4614.79
959	521	Shell-Thick	DX43	CEDIMENTI	LinStatic	94454.41	-4448.89
959	521	Shell-Thick	DX44	CEDIMENTI	LinStatic	10871.90	-12529.60
959	521	Shell-Thick	DX57	CEDIMENTI	LinStatic	5919.96	-12695.50
960	522	Shell-Thick	DX57	CEDIMENTI	LinStatic	6488.63	-12165.91
960	522	Shell-Thick	DX44	CEDIMENTI	LinStatic	3183.17	-11794.89
960	522	Shell-Thick	DX45	CEDIMENTI	LinStatic	-80469.52	-5693.21
960	522	Shell-Thick	DX58	CEDIMENTI	LinStatic	-71153.49	-6064.22
961	523	Shell-Thick	DX60	CEDIMENTI	LinStatic	71449.53	-6004.83
961	523	Shell-Thick	DX47	CEDIMENTI	LinStatic	80767.13	-5710.12
961	523	Shell-Thick	DX48	CEDIMENTI	LinStatic	-3682.86	-11769.29
961	523	Shell-Thick	DX61	CEDIMENTI	LinStatic	-6945.53	-12064.01
962	524	Shell-Thick	DX61	CEDIMENTI	LinStatic	-6411.07	-12619.98
962	524	Shell-Thick	DX48	CEDIMENTI	LinStatic	-11288.45	-12460.59
962	524	Shell-Thick	DX49	CEDIMENTI	LinStatic	-95672.26	-4378.02
962	524	Shell-Thick	DX62	CEDIMENTI	LinStatic	-84892.32	-4537.41
963	525	Shell-Thick	DX43	CEDIMENTI	LinStatic	95571.88	-3801.30
963	525	Shell-Thick	DX30	CEDIMENTI	LinStatic	107734.76	-3176.30
963	525	Shell-Thick	DX31	CEDIMENTI	LinStatic	16479.88	-12563.26
963	525	Shell-Thick	DX44	CEDIMENTI	LinStatic	9279.22	-13188.26
964	526	Shell-Thick	DX44	CEDIMENTI	LinStatic	4294.17	-12499.87
964	526	Shell-Thick	DX31	CEDIMENTI	LinStatic	-2973.26	-12228.55
964	526	Shell-Thick	DX32	CEDIMENTI	LinStatic	-93895.22	-4930.74
964	526	Shell-Thick	DX45	CEDIMENTI	LinStatic	-81811.22	-5202.06
965	527	Shell-Thick	DX47	CEDIMENTI	LinStatic	82183.17	-5198.41
965	527	Shell-Thick	DX34	CEDIMENTI	LinStatic	94379.20	-4857.87
965	527	Shell-Thick	DX35	CEDIMENTI	LinStatic	2565.99	-12161.08
965	527	Shell-Thick	DX48	CEDIMENTI	LinStatic	-4776.91	-12501.62
966	528	Shell-Thick	DX48	CEDIMENTI	LinStatic	-9656.59	-13168.51
966	528	Shell-Thick	DX35	CEDIMENTI	LinStatic	-16943.43	-12524.35
966	528	Shell-Thick	DX36	CEDIMENTI	LinStatic	-109047.20	-3026.94
966	528	Shell-Thick	DX49	CEDIMENTI	LinStatic	-96747.66	-3671.10
967	529	Shell-Thick	DX30	CEDIMENTI	LinStatic	108787.59	-2913.01
967	529	Shell-Thick	DX17	CEDIMENTI	LinStatic	113823.52	-2733.34
967	529	Shell-Thick	DX18	CEDIMENTI	LinStatic	18700.88	-11056.14
967	529	Shell-Thick	DX31	CEDIMENTI	LinStatic	15881.44	-11235.81
968	530	Shell-Thick	DX31	CEDIMENTI	LinStatic	-1979.67	-10977.66
968	530	Shell-Thick	DX18	CEDIMENTI	LinStatic	-12549.91	-10141.59
968	530	Shell-Thick	DX19	CEDIMENTI	LinStatic	-107840.54	-3104.67
968	530	Shell-Thick	DX32	CEDIMENTI	LinStatic	-94938.73	-3940.73
969	531	Shell-Thick	DX34	CEDIMENTI	LinStatic	95384.46	-3867.75
969	531	Shell-Thick	DX21	CEDIMENTI	LinStatic	108461.89	-3137.23
969	531	Shell-Thick	DX22	CEDIMENTI	LinStatic	12261.05	-10166.20
969	531	Shell-Thick	DX35	CEDIMENTI	LinStatic	1549.19	-10896.72
970	532	Shell-Thick	DX35	CEDIMENTI	LinStatic	-16346.41	-11211.84
970	532	Shell-Thick	DX22	CEDIMENTI	LinStatic	-19648.50	-10987.14
970	532	Shell-Thick	DX23	CEDIMENTI	LinStatic	-115680.98	-2580.55
970	532	Shell-Thick	DX36	CEDIMENTI	LinStatic	-110134.22	-2805.25

983	533	Shell-Thick	DX407	CEDIMENTI	LinStatic	57939.34	-3009.30
983	533	Shell-Thick	DX394	CEDIMENTI	LinStatic	45927.00	-4009.62
983	533	Shell-Thick	DX395	CEDIMENTI	LinStatic	123898.29	-152.58
983	533	Shell-Thick	DX408	CEDIMENTI	LinStatic	137192.87	847.74
984	534	Shell-Thick	DX408	CEDIMENTI	LinStatic	-122275.06	691.77
984	534	Shell-Thick	DX395	CEDIMENTI	LinStatic	-109113.60	-95.35
984	534	Shell-Thick	DX396	CEDIMENTI	LinStatic	-41798.17	-3907.09
984	534	Shell-Thick	DX409	CEDIMENTI	LinStatic	-53735.23	-3119.97
985	535	Shell-Thick	DX411	CEDIMENTI	LinStatic	53539.09	-2998.61
985	535	Shell-Thick	DX398	CEDIMENTI	LinStatic	41621.98	-4020.92
985	535	Shell-Thick	DX399	CEDIMENTI	LinStatic	108805.86	-209.68
985	535	Shell-Thick	DX412	CEDIMENTI	LinStatic	121954.11	812.63
986	536	Shell-Thick	DX412	CEDIMENTI	LinStatic	-137572.13	680.94
986	536	Shell-Thick	DX399	CEDIMENTI	LinStatic	-124310.47	24.03
986	536	Shell-Thick	DX400	CEDIMENTI	LinStatic	-45817.32	-3818.14
986	536	Shell-Thick	DX413	CEDIMENTI	LinStatic	-57808.08	-3161.23
987	537	Shell-Thick	DX394	CEDIMENTI	LinStatic	46501.55	-4562.64
987	537	Shell-Thick	DX381	CEDIMENTI	LinStatic	37986.37	-4761.89
987	537	Shell-Thick	DX382	CEDIMENTI	LinStatic	112006.41	-344.34
987	537	Shell-Thick	DX395	CEDIMENTI	LinStatic	123497.93	-145.09
988	538	Shell-Thick	DX395	CEDIMENTI	LinStatic	-108769.05	-125.69
988	538	Shell-Thick	DX382	CEDIMENTI	LinStatic	-97649.86	-634.59
988	538	Shell-Thick	DX383	CEDIMENTI	LinStatic	-33981.06	-4902.06
988	538	Shell-Thick	DX396	CEDIMENTI	LinStatic	-42208.16	-4393.16
989	539	Shell-Thick	DX398	CEDIMENTI	LinStatic	42089.87	-4515.48
989	539	Shell-Thick	DX385	CEDIMENTI	LinStatic	33793.07	-4770.22
989	539	Shell-Thick	DX386	CEDIMENTI	LinStatic	97262.26	-482.13
989	539	Shell-Thick	DX399	CEDIMENTI	LinStatic	108431.21	-227.38
990	540	Shell-Thick	DX399	CEDIMENTI	LinStatic	-123939.43	29.95
990	540	Shell-Thick	DX386	CEDIMENTI	LinStatic	-112518.73	-470.28
990	540	Shell-Thick	DX387	CEDIMENTI	LinStatic	-37877.36	-4858.67
990	540	Shell-Thick	DX400	CEDIMENTI	LinStatic	-46302.80	-4358.45
991	541	Shell-Thick	SX381	CEDIMENTI	LinStatic	38306.29	520.39
991	541	Shell-Thick	SX368	CEDIMENTI	LinStatic	32012.72	810.52
991	541	Shell-Thick	SX369	CEDIMENTI	LinStatic	102983.27	1895.63
991	541	Shell-Thick	SX382	CEDIMENTI	LinStatic	112796.64	1605.50
992	542	Shell-Thick	SX382	CEDIMENTI	LinStatic	-97441.44	1871.76
992	542	Shell-Thick	SX369	CEDIMENTI	LinStatic	-87966.13	2032.56
992	542	Shell-Thick	SX370	CEDIMENTI	LinStatic	-28890.18	1096.40
992	542	Shell-Thick	SX383	CEDIMENTI	LinStatic	-34990.59	935.60
993	543	Shell-Thick	SX385	CEDIMENTI	LinStatic	35262.68	785.62
993	543	Shell-Thick	SX372	CEDIMENTI	LinStatic	29091.18	1219.12
993	543	Shell-Thick	SX373	CEDIMENTI	LinStatic	88335.09	2173.54
993	543	Shell-Thick	SX386	CEDIMENTI	LinStatic	97847.54	1740.05
994	544	Shell-Thick	SX386	CEDIMENTI	LinStatic	-112118.53	1693.15
994	544	Shell-Thick	SX373	CEDIMENTI	LinStatic	-102324.37	1817.47
994	544	Shell-Thick	SX374	CEDIMENTI	LinStatic	-32206.69	731.36
994	544	Shell-Thick	SX387	CEDIMENTI	LinStatic	-38460.03	607.04
995	545	Shell-Thick	SX368	CEDIMENTI	LinStatic	32663.60	1704.64
995	545	Shell-Thick	SX355	CEDIMENTI	LinStatic	28053.65	2223.97
995	545	Shell-Thick	SX356	CEDIMENTI	LinStatic	93821.22	2099.31
995	545	Shell-Thick	SX369	CEDIMENTI	LinStatic	102280.57	1579.98
996	546	Shell-Thick	SX369	CEDIMENTI	LinStatic	-87428.39	1709.90
996	546	Shell-Thick	SX356	CEDIMENTI	LinStatic	-79335.80	2555.36
996	546	Shell-Thick	SX357	CEDIMENTI	LinStatic	-25102.60	2902.76
996	546	Shell-Thick	SX370	CEDIMENTI	LinStatic	-29637.10	2057.30
997	547	Shell-Thick	SX372	CEDIMENTI	LinStatic	29765.87	2195.56
997	547	Shell-Thick	SX359	CEDIMENTI	LinStatic	25290.77	2743.44
997	547	Shell-Thick	SX360	CEDIMENTI	LinStatic	79742.15	2386.87
997	547	Shell-Thick	SX373	CEDIMENTI	LinStatic	87827.03	1839.00
998	548	Shell-Thick	SX373	CEDIMENTI	LinStatic	-101595.13	1481.98
998	548	Shell-Thick	SX360	CEDIMENTI	LinStatic	-93287.41	2165.87
998	548	Shell-Thick	SX361	CEDIMENTI	LinStatic	-28385.17	2325.72
998	548	Shell-Thick	SX374	CEDIMENTI	LinStatic	-32888.53	1641.83
998	548	Shell-Thick	SX355	CEDIMENTI	LinStatic	28604.31	2621.77
1001	549	Shell-Thick	SX342	CEDIMENTI	LinStatic	25114.35	2825.28
1001	549	Shell-Thick	SX343	CEDIMENTI	LinStatic	85908.24	2407.53
1001	549	Shell-Thick	SX356	CEDIMENTI	LinStatic	93091.76	2204.02
1002	550	Shell-Thick	SX356	CEDIMENTI	LinStatic	-78824.69	2652.29
1002	550	Shell-Thick	SX343	CEDIMENTI	LinStatic	-71981.20	2702.55
1002	550	Shell-Thick	SX344	CEDIMENTI	LinStatic	-22224.36	3469.17
1002	550	Shell-Thick	SX357	CEDIMENTI	LinStatic	-25605.56	3418.91
1003	551	Shell-Thick	SX359	CEDIMENTI	LinStatic	25868.62	3236.07
1003	551	Shell-Thick	SX346	CEDIMENTI	LinStatic	22359.56	3618.21
1003	551	Shell-Thick	SX347	CEDIMENTI	LinStatic	72289.56	2881.62
1003	551	Shell-Thick	SX360	CEDIMENTI	LinStatic	79193.32	2499.48
1004	552	Shell-Thick	SX360	CEDIMENTI	LinStatic	-92597.77	2320.56
1004	552	Shell-Thick	SX347	CEDIMENTI	LinStatic	-85201.03	2315.33
1004	552	Shell-Thick	SX348	CEDIMENTI	LinStatic	-25239.23	2672.77
1004	552	Shell-Thick	SX361	CEDIMENTI	LinStatic	-28901.83	2678.00
1005	553	Shell-Thick	SX342	CEDIMENTI	LinStatic	25785.85	3416.63



Autorità Portuale di Taranto
Interventi per il dragaggio di 2,3 M³ di sedimenti in area Molo Polisettoriale e per la realizzazione di un primo lotto della cassa di colmata funzionale all'ampliamento del V Sporgente del Porto di Taranto

Allegati alla relazione di calcolo strutturale allineamento "BC"

Data 05/2016
Rev. B
c.d.c.: C296A
514B

1005	553	Shell-Thick	SX329	CEDIMENTI	LinStatic	22991.01	3801.72
1005	553	Shell-Thick	SX330	CEDIMENTI	LinStatic	78806.11	2685.07
1005	553	Shell-Thick	SX343	CEDIMENTI	LinStatic	85234.42	2299.99
1006	554	Shell-Thick	SX343	CEDIMENTI	LinStatic	-71472.48	2572.52
1006	554	Shell-Thick	SX330	CEDIMENTI	LinStatic	-65556.77	3342.22
1006	554	Shell-Thick	SX331	CEDIMENTI	LinStatic	-20242.25	4905.54
1006	554	Shell-Thick	SX344	CEDIMENTI	LinStatic	-22934.79	4135.84
1007	555	Shell-Thick	SX346	CEDIMENTI	LinStatic	22973.24	4323.52
1007	555	Shell-Thick	SX333	CEDIMENTI	LinStatic	20453.91	4706.22
1007	555	Shell-Thick	SX334	CEDIMENTI	LinStatic	65985.80	3106.58
1007	555	Shell-Thick	SX347	CEDIMENTI	LinStatic	71814.05	2723.89
1008	556	Shell-Thick	SX347	CEDIMENTI	LinStatic	-84496.27	2132.43
1008	556	Shell-Thick	SX334	CEDIMENTI	LinStatic	-78392.62	2783.57
1008	556	Shell-Thick	SX335	CEDIMENTI	LinStatic	-23434.21	3985.73
1008	556	Shell-Thick	SX348	CEDIMENTI	LinStatic	-25965.18	3334.59
1011	557	Shell-Thick	SX329	CEDIMENTI	LinStatic	23535.99	4211.73
1011	557	Shell-Thick	SX316	CEDIMENTI	LinStatic	21708.53	4407.92
1011	557	Shell-Thick	SX317	CEDIMENTI	LinStatic	72897.07	2907.00
1011	557	Shell-Thick	SX330	CEDIMENTI	LinStatic	78140.68	2710.81
1012	558	Shell-Thick	SX330	CEDIMENTI	LinStatic	-65100.39	3378.74
1012	558	Shell-Thick	SX317	CEDIMENTI	LinStatic	-60210.32	3312.76
1012	558	Shell-Thick	SX318	CEDIMENTI	LinStatic	-18921.12	5318.95
1012	558	Shell-Thick	SX331	CEDIMENTI	LinStatic	-20668.44	5384.94
1013	559	Shell-Thick	SX333	CEDIMENTI	LinStatic	20988.20	5138.31
1013	559	Shell-Thick	SX320	CEDIMENTI	LinStatic	19032.03	5530.01
1013	559	Shell-Thick	SX321	CEDIMENTI	LinStatic	60507.08	3569.77
1013	559	Shell-Thick	SX334	CEDIMENTI	LinStatic	65488.57	3178.06
1014	560	Shell-Thick	SX334	CEDIMENTI	LinStatic	-77769.71	2911.30
1014	560	Shell-Thick	SX321	CEDIMENTI	LinStatic	-72117.76	2760.53
1014	560	Shell-Thick	SX322	CEDIMENTI	LinStatic	-21754.50	4149.78
1014	560	Shell-Thick	SX335	CEDIMENTI	LinStatic	-23907.48	4300.54
1015	561	Shell-Thick	SX316	CEDIMENTI	LinStatic	22339.67	4796.55
1015	561	Shell-Thick	SX303	CEDIMENTI	LinStatic	20873.37	5074.09
1015	561	Shell-Thick	SX304	CEDIMENTI	LinStatic	67414.63	3208.08
1015	561	Shell-Thick	SX317	CEDIMENTI	LinStatic	72274.84	2930.54
1016	562	Shell-Thick	SX317	CEDIMENTI	LinStatic	-59762.72	3301.42
1016	562	Shell-Thick	SX304	CEDIMENTI	LinStatic	-55486.37	4049.21
1016	562	Shell-Thick	SX305	CEDIMENTI	LinStatic	-18182.80	6525.37
1016	562	Shell-Thick	SX318	CEDIMENTI	LinStatic	-19581.90	5777.58
1017	563	Shell-Thick	SX320	CEDIMENTI	LinStatic	19551.86	6046.15
1017	563	Shell-Thick	SX307	CEDIMENTI	LinStatic	18386.64	6256.99
1017	563	Shell-Thick	SX308	CEDIMENTI	LinStatic	55920.77	3732.74
1017	563	Shell-Thick	SX321	CEDIMENTI	LinStatic	60098.84	3521.90
1018	564	Shell-Thick	SX321	CEDIMENTI	LinStatic	-71458.34	2664.08
1018	564	Shell-Thick	SX308	CEDIMENTI	LinStatic	-67072.97	3404.66
1018	564	Shell-Thick	SX309	CEDIMENTI	LinStatic	-21414.46	5393.10
1018	564	Shell-Thick	SX322	CEDIMENTI	LinStatic	-22498.13	4652.52
1019	565	Shell-Thick	SX303	CEDIMENTI	LinStatic	21407.73	5527.10
1019	565	Shell-Thick	SX290	CEDIMENTI	LinStatic	21035.43	5710.68
1019	565	Shell-Thick	SX291	CEDIMENTI	LinStatic	62967.33	3294.27
1019	565	Shell-Thick	SX304	CEDIMENTI	LinStatic	66768.48	3110.70
1020	566	Shell-Thick	SX304	CEDIMENTI	LinStatic	-55069.41	3944.89
1020	566	Shell-Thick	SX291	CEDIMENTI	LinStatic	-51847.28	3791.27
1020	566	Shell-Thick	SX292	CEDIMENTI	LinStatic	-18487.87	6875.45
1020	566	Shell-Thick	SX305	CEDIMENTI	LinStatic	-18560.41	7029.07
1021	567	Shell-Thick	SX307	CEDIMENTI	LinStatic	18927.34	6700.56
1021	567	Shell-Thick	SX294	CEDIMENTI	LinStatic	18555.47	7192.46
1021	567	Shell-Thick	SX295	CEDIMENTI	LinStatic	52130.96	4164.46
1021	567	Shell-Thick	SX308	CEDIMENTI	LinStatic	55460.44	3672.57
1022	568	Shell-Thick	SX308	CEDIMENTI	LinStatic	-66471.07	3438.91
1022	568	Shell-Thick	SX295	CEDIMENTI	LinStatic	-62182.91	3062.67
1022	568	Shell-Thick	SX296	CEDIMENTI	LinStatic	-21106.97	5358.72
1022	568	Shell-Thick	SX309	CEDIMENTI	LinStatic	-21811.10	5734.97
1025	569	Shell-Thick	SX290	CEDIMENTI	LinStatic	21727.72	6156.63
1025	569	Shell-Thick	SX277	CEDIMENTI	LinStatic	21838.14	6188.30
1025	569	Shell-Thick	SX278	CEDIMENTI	LinStatic	58591.18	3432.83
1025	569	Shell-Thick	SX291	CEDIMENTI	LinStatic	62294.97	3401.16
1026	570	Shell-Thick	SX291	CEDIMENTI	LinStatic	-51374.49	3888.83
1026	570	Shell-Thick	SX278	CEDIMENTI	LinStatic	-48710.02	4348.02
1026	570	Shell-Thick	SX279	CEDIMENTI	LinStatic	-19737.55	7823.01
1026	570	Shell-Thick	SX292	CEDIMENTI	LinStatic	-19194.14	7363.81
1027	571	Shell-Thick	SX294	CEDIMENTI	LinStatic	19062.47	7747.94
1027	571	Shell-Thick	SX281	CEDIMENTI	LinStatic	19827.08	7471.27
1027	571	Shell-Thick	SX282	CEDIMENTI	LinStatic	49060.97	3960.49
1027	571	Shell-Thick	SX295	CEDIMENTI	LinStatic	51708.42	4237.16
1028	572	Shell-Thick	SX295	CEDIMENTI	LinStatic	-61461.56	3052.86
1028	572	Shell-Thick	SX282	CEDIMENTI	LinStatic	-58244.47	3790.13
1028	572	Shell-Thick	SX283	CEDIMENTI	LinStatic	-22448.89	6659.43
1028	572	Shell-Thick	SX296	CEDIMENTI	LinStatic	-21991.15	5922.16
1029	573	Shell-Thick	SX277	CEDIMENTI	LinStatic	28091.36	4685.60
1029	573	Shell-Thick	SX264	CEDIMENTI	LinStatic	22512.08	4668.45

1029	573	Shell-Thick	SX265	CEDIMENTI	LinStatic	63720.41	2800.61
1029	573	Shell-Thick	SX278	CEDIMENTI	LinStatic	72350.35	2817.76
1030	574	Shell-Thick	SX278	CEDIMENTI	LinStatic	-60182.88	3809.84
1030	574	Shell-Thick	SX265	CEDIMENTI	LinStatic	-51734.40	3158.58
1030	574	Shell-Thick	SX266	CEDIMENTI	LinStatic	-19489.29	5655.09
1030	574	Shell-Thick	SX279	CEDIMENTI	LinStatic	-25044.24	6306.35
1031	575	Shell-Thick	SX281	CEDIMENTI	LinStatic	25467.37	5817.49
1031	575	Shell-Thick	SX268	CEDIMENTI	LinStatic	19701.58	6213.34
1031	575	Shell-Thick	SX269	CEDIMENTI	LinStatic	52128.38	3739.12
1031	575	Shell-Thick	SX282	CEDIMENTI	LinStatic	60582.14	3343.28
1032	576	Shell-Thick	SX282	CEDIMENTI	LinStatic	-71960.63	3391.07
1032	576	Shell-Thick	SX269	CEDIMENTI	LinStatic	-62853.82	2347.61
1032	576	Shell-Thick	SX270	CEDIMENTI	LinStatic	-22689.09	4119.01
1032	576	Shell-Thick	SX283	CEDIMENTI	LinStatic	-28555.10	5162.47
1035	577	Shell-Thick	SX264	CEDIMENTI	LinStatic	23339.37	5272.45
1035	577	Shell-Thick	SX251	CEDIMENTI	LinStatic	18164.93	5688.20
1035	577	Shell-Thick	SX252	CEDIMENTI	LinStatic	54020.44	3143.47
1035	577	Shell-Thick	SX265	CEDIMENTI	LinStatic	62843.94	2727.72
1036	578	Shell-Thick	SX265	CEDIMENTI	LinStatic	-51162.35	3081.26
1036	578	Shell-Thick	SX252	CEDIMENTI	LinStatic	-42819.09	4208.93
1036	578	Shell-Thick	SX253	CEDIMENTI	LinStatic	-15236.94	7380.12
1036	578	Shell-Thick	SX266	CEDIMENTI	LinStatic	-20431.10	6252.44
1037	579	Shell-Thick	SX268	CEDIMENTI	LinStatic	20342.35	6824.55
1037	579	Shell-Thick	SX255	CEDIMENTI	LinStatic	15110.51	6873.66
1037	579	Shell-Thick	SX256	CEDIMENTI	LinStatic	43009.31	3754.58
1037	579	Shell-Thick	SX269	CEDIMENTI	LinStatic	51636.16	3705.46
1038	580	Shell-Thick	SX269	CEDIMENTI	LinStatic	-61896.19	2187.18
1038	580	Shell-Thick	SX256	CEDIMENTI	LinStatic	-53472.08	3929.28
1038	580	Shell-Thick	SX257	CEDIMENTI	LinStatic	-18934.72	6578.36
1038	580	Shell-Thick	SX270	CEDIMENTI	LinStatic	-23885.61	4836.26
1039	581	Shell-Thick	SX251	CEDIMENTI	LinStatic	18947.01	6209.71
1039	581	Shell-Thick	SX238	CEDIMENTI	LinStatic	15247.12	6261.26
1039	581	Shell-Thick	SX239	CEDIMENTI	LinStatic	45381.67	2942.49
1039	581	Shell-Thick	SX252	CEDIMENTI	LinStatic	52939.10	2890.93
1040	582	Shell-Thick	SX252	CEDIMENTI	LinStatic	-42214.06	3890.00
1040	582	Shell-Thick	SX239	CEDIMENTI	LinStatic	-35312.07	3412.38
1040	582	Shell-Thick	SX240	CEDIMENTI	LinStatic	-12642.62	7500.49
1040	582	Shell-Thick	SX253	CEDIMENTI	LinStatic	-15804.75	7978.11
1041	583	Shell-Thick	SX255	CEDIMENTI	LinStatic	16000.01	7548.47
1041	583	Shell-Thick	SX242	CEDIMENTI	LinStatic	13102.25	8168.59
1041	583	Shell-Thick	SX243	CEDIMENTI	LinStatic	36101.26	3945.11
1041	583	Shell-Thick	SX256	CEDIMENTI	LinStatic	42366.12	3324.99
1042	584	Shell-Thick	SX256	CEDIMENTI	LinStatic	-52418.14	3718.07
1042	584	Shell-Thick	SX243	CEDIMENTI	LinStatic	-44692.08	2090.51
1042	584	Shell-Thick	SX244	CEDIMENTI	LinStatic	-15803.70	5509.45
1042	584	Shell-Thick	SX257	CEDIMENTI	LinStatic	-19242.60	7137.02
1043	585	Shell-Thick	SX238	CEDIMENTI	LinStatic	16236.03	6513.98
1043	585	Shell-Thick	SX225	CEDIMENTI	LinStatic	12381.40	6876.82
1043	585	Shell-Thick	SX226	CEDIMENTI	LinStatic	36314.02	3355.45
1043	585	Shell-Thick	SX239	CEDIMENTI	LinStatic	44189.89	2992.61
1044	586	Shell-Thick	SX239	CEDIMENTI	LinStatic	-34657.31	3515.40
1044	586	Shell-Thick	SX226	CEDIMENTI	LinStatic	-27128.54	4428.49
1044	586	Shell-Thick	SX227	CEDIMENTI	LinStatic	-9664.98	8456.89
1044	586	Shell-Thick	SX240	CEDIMENTI	LinStatic	-13757.98	7543.80
1045	587	Shell-Thick	SX242	CEDIMENTI	LinStatic	13948.53	7963.51
1045	587	Shell-Thick	SX229	CEDIMENTI	LinStatic	8742.26	7947.80
1045	587	Shell-Thick	SX230	CEDIMENTI	LinStatic	26552.26	4338.89
1045	587	Shell-Thick	SX243	CEDIMENTI	LinStatic	35552.23	4354.59
1046	588	Shell-Thick	SX243	CEDIMENTI	LinStatic	-43369.02	2258.65
1046	588	Shell-Thick	SX230	CEDIMENTI	LinStatic	-34905.85	4962.32
1046	588	Shell-Thick	SX231	CEDIMENTI	LinStatic	-12738.37	8346.19
1046	588	Shell-Thick	SX244	CEDIMENTI	LinStatic	-17464.54	5642.51
1047	589	Shell-Thick	SX408	CEDIMENTI	LinStatic	57816.66	-2579.60
1047	589	Shell-Thick	SX395	CEDIMENTI	LinStatic	45821.76	-2162.47
1047	589	Shell-Thick	SX396	CEDIMENTI	LinStatic	125178.47	1580.36
1047	589	Shell-Thick	SX409	CEDIMENTI	LinStatic	138443.49	1163.23
1048	590	Shell-Thick	SX409	CEDIMENTI	LinStatic	-122845.40	1339.84
1048	590	Shell-Thick	SX396	CEDIMENTI	LinStatic	-109591.40	1501.85
1048	590	Shell-Thick	SX397	CEDIMENTI	LinStatic	-42514.33	-2249.07
1048	590	Shell-Thick	SX410	CEDIMENTI	LinStatic	-54533.66	-2411.08
1049	591	Shell-Thick	SX225	CEDIMENTI	LinStatic	13133.48	7283.00
1049	591	Shell-Thick	SX212	CEDIMENTI	LinStatic	10457.49	7131.90
1049	591	Shell-Thick	SX213	CEDIMENTI	LinStatic	28118.24	2944.25
1049	591	Shell-Thick	SX226	CEDIMENTI	LinStatic	34965.19	3095.35
1050	592	Shell-Thick	SX226	CEDIMENTI	LinStatic	-26475.28	4075.35
1050	592	Shell-Thick	SX213	CEDIMENTI	LinStatic	-20297.37	3496.52
1050	592	Shell-Thick	SX214	CEDIMENTI	LinStatic	-8340.10	8452.71
1050	592	Shell-Thick	SX227	CEDIMENTI	LinStatic	-10426.74	9031.53
1051	593	Shell-Thick	SX229	CEDIMENTI	LinStatic	9640.94	9134.46
1051	593	Shell-Thick	SX216	CEDIMENTI	LinStatic	10345.63	8930.47
1051	593	Shell-Thick	SX217	CEDIMENTI	LinStatic	23089.81	3080.74



Autorità Portuale di Taranto
Interventi per il dragaggio di 2,3 M³ di sedimenti in area Molo Polisettoriale e per la realizzazione di un primo lotto della cassa di colmata funzionale all'ampliamento del V Sporgente del Porto di Taranto

Allegati alla relazione di calcolo strutturale allineamento "BC"

Data 05/2016
Rev. B
c.d.c.: C296A
514B

1051	593	Shell-Thick	SX230	CEDIMENTI	LinStatic	25895.37	3284.73
1052	594	Shell-Thick	SX230	CEDIMENTI	LinStatic	-33503.67	4251.75
1052	594	Shell-Thick	SX217	CEDIMENTI	LinStatic	-28463.77	534.07
1052	594	Shell-Thick	SX218	CEDIMENTI	LinStatic	-12565.86	5607.03
1052	594	Shell-Thick	SX231	CEDIMENTI	LinStatic	-12503.19	9324.71
1053	595	Shell-Thick	SX212	CEDIMENTI	LinStatic	11618.31	7161.27
1053	595	Shell-Thick	SX199	CEDIMENTI	LinStatic	7360.45	7569.51
1053	595	Shell-Thick	SX200	CEDIMENTI	LinStatic	18144.27	3617.93
1053	595	Shell-Thick	SX213	CEDIMENTI	LinStatic	26647.03	3209.68
1054	596	Shell-Thick	SX213	CEDIMENTI	LinStatic	-19593.09	3788.53
1054	596	Shell-Thick	SX200	CEDIMENTI	LinStatic	-12196.54	4842.20
1054	596	Shell-Thick	SX201	CEDIMENTI	LinStatic	-5857.85	9242.35
1054	596	Shell-Thick	SX214	CEDIMENTI	LinStatic	-9621.91	8188.68
1055	597	Shell-Thick	SX216	CEDIMENTI	LinStatic	11671.66	7995.48
1055	597	Shell-Thick	SX203	CEDIMENTI	LinStatic	6425.71	9255.80
1055	597	Shell-Thick	SX204	CEDIMENTI	LinStatic	13219.12	5321.37
1055	597	Shell-Thick	SX217	CEDIMENTI	LinStatic	22493.90	4061.05
1056	598	Shell-Thick	SX217	CEDIMENTI	LinStatic	-26778.65	2092.78
1056	598	Shell-Thick	SX204	CEDIMENTI	LinStatic	-11652.77	5536.89
1056	598	Shell-Thick	SX205	CEDIMENTI	LinStatic	-3482.31	7617.77
1056	598	Shell-Thick	SX218	CEDIMENTI	LinStatic	-14897.78	4173.67
1057	599	Shell-Thick	SX412	CEDIMENTI	LinStatic	54740.22	-2531.11
1057	599	Shell-Thick	SX399	CEDIMENTI	LinStatic	42709.54	-2135.41
1057	599	Shell-Thick	SX400	CEDIMENTI	LinStatic	109946.83	1614.30
1057	599	Shell-Thick	SX413	CEDIMENTI	LinStatic	123205.12	1218.61
1058	600	Shell-Thick	SX413	CEDIMENTI	LinStatic	-137837.67	1304.76
1058	600	Shell-Thick	SX400	CEDIMENTI	LinStatic	-124550.49	1430.65
1058	600	Shell-Thick	SX401	CEDIMENTI	LinStatic	-46020.09	-2323.57
1058	600	Shell-Thick	SX414	CEDIMENTI	LinStatic	-58034.40	-2449.46
1059	601	Shell-Thick	SX199	CEDIMENTI	LinStatic	8091.14	7954.75
1059	601	Shell-Thick	SX186	CEDIMENTI	LinStatic	7269.90	6632.26
1059	601	Shell-Thick	SX187	CEDIMENTI	LinStatic	11102.53	2111.51
1059	601	Shell-Thick	SX200	CEDIMENTI	LinStatic	16591.97	3434.00
1060	602	Shell-Thick	SX200	CEDIMENTI	LinStatic	-11289.53	4581.86
1060	602	Shell-Thick	SX187	CEDIMENTI	LinStatic	-8058.54	2967.71
1060	602	Shell-Thick	SX188	CEDIMENTI	LinStatic	-8051.33	8481.41
1060	602	Shell-Thick	SX201	CEDIMENTI	LinStatic	-6655.39	10095.57
1061	603	Shell-Thick	SX203	CEDIMENTI	LinStatic	7024.28	10312.12
1061	603	Shell-Thick	SX190	CEDIMENTI	LinStatic	8176.46	8256.60
1061	603	Shell-Thick	SX191	CEDIMENTI	LinStatic	9251.98	2789.02
1061	603	Shell-Thick	SX204	CEDIMENTI	LinStatic	12274.67	4844.54
1062	604	Shell-Thick	SX204	CEDIMENTI	LinStatic	-10126.12	3634.81
1062	604	Shell-Thick	SX191	CEDIMENTI	LinStatic	-9458.49	2000.71
1062	604	Shell-Thick	SX192	CEDIMENTI	LinStatic	-8600.22	7941.48
1062	604	Shell-Thick	SX205	CEDIMENTI	LinStatic	-3695.64	9575.58
1063	605	Shell-Thick	SX186	CEDIMENTI	LinStatic	8526.36	4803.23
1063	605	Shell-Thick	SX173	CEDIMENTI	LinStatic	142.92	5679.77
1063	605	Shell-Thick	SX174	CEDIMENTI	LinStatic	-3980.66	6452.00
1063	605	Shell-Thick	SX187	CEDIMENTI	LinStatic	9213.50	5575.46
1064	606	Shell-Thick	SX187	CEDIMENTI	LinStatic	-7035.95	6493.11
1064	606	Shell-Thick	SX174	CEDIMENTI	LinStatic	3728.86	5981.65
1064	606	Shell-Thick	SX175	CEDIMENTI	LinStatic	-2221.29	6664.46
1064	606	Shell-Thick	SX188	CEDIMENTI	LinStatic	-8647.45	7175.92
1065	607	Shell-Thick	SX190	CEDIMENTI	LinStatic	9037.57	6898.21
1065	607	Shell-Thick	SX177	CEDIMENTI	LinStatic	2028.39	6868.25
1065	607	Shell-Thick	SX178	CEDIMENTI	LinStatic	-3336.99	6327.34
1065	607	Shell-Thick	SX191	CEDIMENTI	LinStatic	8285.76	6357.30
1066	608	Shell-Thick	SX191	CEDIMENTI	LinStatic	-7655.15	6118.23
1066	608	Shell-Thick	SX178	CEDIMENTI	LinStatic	4597.13	6191.18
1066	608	Shell-Thick	SX179	CEDIMENTI	LinStatic	-1035.63	5340.48
1066	608	Shell-Thick	SX192	CEDIMENTI	LinStatic	-9617.50	5267.53
1067	609	Shell-Thick	SX173	CEDIMENTI	LinStatic	2972.57	5172.57
1067	609	Shell-Thick	SX160	CEDIMENTI	LinStatic	11775.63	6707.22
1067	609	Shell-Thick	SX161	CEDIMENTI	LinStatic	-1042.64	9374.13
1067	609	Shell-Thick	SX174	CEDIMENTI	LinStatic	-5736.08	7839.47
1068	610	Shell-Thick	SX174	CEDIMENTI	LinStatic	5896.13	7769.54
1068	610	Shell-Thick	SX161	CEDIMENTI	LinStatic	4126.19	7945.03
1068	610	Shell-Thick	SX162	CEDIMENTI	LinStatic	-10202.78	6275.03
1068	610	Shell-Thick	SX175	CEDIMENTI	LinStatic	-5240.80	6099.54
1069	611	Shell-Thick	SX177	CEDIMENTI	LinStatic	4984.36	6388.30
1069	611	Shell-Thick	SX164	CEDIMENTI	LinStatic	9641.79	5929.94
1069	611	Shell-Thick	SX165	CEDIMENTI	LinStatic	-3893.67	7636.58
1069	611	Shell-Thick	SX178	CEDIMENTI	LinStatic	-5422.91	8094.94
1070	612	Shell-Thick	SX178	CEDIMENTI	LinStatic	6328.11	7673.26
1070	612	Shell-Thick	SX165	CEDIMENTI	LinStatic	2177.76	9512.26
1070	612	Shell-Thick	SX166	CEDIMENTI	LinStatic	-11765.07	6608.64
1070	612	Shell-Thick	SX179	CEDIMENTI	LinStatic	-3957.79	4769.64
1071	613	Shell-Thick	SX160	CEDIMENTI	LinStatic	12278.60	5951.93
1071	613	Shell-Thick	SX147	CEDIMENTI	LinStatic	20235.99	5793.39
1071	613	Shell-Thick	SX148	CEDIMENTI	LinStatic	1620.91	9916.76
1071	613	Shell-Thick	SX161	CEDIMENTI	LinStatic	-2000.48	10075.30

1072	614	Shell-Thick	SX161	CEDIMENTI	LinStatic	4669.42	8668.72
1072	614	Shell-Thick	SX148	CEDIMENTI	LinStatic	4030.08	9555.56
1072	614	Shell-Thick	SX149	CEDIMENTI	LinStatic	-15853.09	7281.50
1072	614	Shell-Thick	SX162	CEDIMENTI	LinStatic	-10839.08	6394.67
1073	615	Shell-Thick	SX164	CEDIMENTI	LinStatic	10423.26	6103.64
1073	615	Shell-Thick	SX151	CEDIMENTI	LinStatic	15515.80	7520.92
1073	615	Shell-Thick	SX152	CEDIMENTI	LinStatic	-3853.28	9746.66
1073	615	Shell-Thick	SX165	CEDIMENTI	LinStatic	-4532.43	8329.38
1074	616	Shell-Thick	SX165	CEDIMENTI	LinStatic	2893.61	10109.47
1074	616	Shell-Thick	SX152	CEDIMENTI	LinStatic	-999.90	9720.00
1074	616	Shell-Thick	SX153	CEDIMENTI	LinStatic	-19930.48	5627.90
1074	616	Shell-Thick	SX166	CEDIMENTI	LinStatic	-12097.74	6017.37
1075	617	Shell-Thick	SX147	CEDIMENTI	LinStatic	21168.52	5544.09
1075	617	Shell-Thick	SX134	CEDIMENTI	LinStatic	28443.65	5993.14
1075	617	Shell-Thick	SX135	CEDIMENTI	LinStatic	2849.04	10729.11
1075	617	Shell-Thick	SX148	CEDIMENTI	LinStatic	635.81	10280.06
1076	618	Shell-Thick	SX148	CEDIMENTI	LinStatic	4595.26	9879.31
1076	618	Shell-Thick	SX135	CEDIMENTI	LinStatic	3905.05	9567.20
1076	618	Shell-Thick	SX136	CEDIMENTI	LinStatic	-21995.97	6626.73
1076	618	Shell-Thick	SX149	CEDIMENTI	LinStatic	-16747.54	6938.84
1077	619	Shell-Thick	SX151	CEDIMENTI	LinStatic	16288.17	7154.87
1077	619	Shell-Thick	SX138	CEDIMENTI	LinStatic	21451.57	6392.15
1077	619	Shell-Thick	SX139	CEDIMENTI	LinStatic	-3710.45	9340.13
1077	619	Shell-Thick	SX152	CEDIMENTI	LinStatic	-4373.74	10102.86
1078	620	Shell-Thick	SX152	CEDIMENTI	LinStatic	-73.41	10140.04
1078	620	Shell-Thick	SX139	CEDIMENTI	LinStatic	-2101.56	10840.14
1078	620	Shell-Thick	SX140	CEDIMENTI	LinStatic	-27727.05	6068.18
1078	620	Shell-Thick	SX153	CEDIMENTI	LinStatic	-20800.44	5368.08
1079	621	Shell-Thick	SX134	CEDIMENTI	LinStatic	29567.16	5936.99
1079	621	Shell-Thick	SX121	CEDIMENTI	LinStatic	36530.27	5598.75
1079	621	Shell-Thick	SX122	CEDIMENTI	LinStatic	3845.07	10225.99
1079	621	Shell-Thick	SX135	CEDIMENTI	LinStatic	1889.42	10564.23
1080	622	Shell-Thick	SX135	CEDIMENTI	LinStatic	4930.26	9420.55
1080	622	Shell-Thick	SX122	CEDIMENTI	LinStatic	4784.37	9645.68
1080	622	Shell-Thick	SX123	CEDIMENTI	LinStatic	-28462.99	6831.08
1080	622	Shell-Thick	SX136	CEDIMENTI	LinStatic	-23142.71	6605.96
1081	623	Shell-Thick	SX138	CEDIMENTI	LinStatic	22705.86	6413.27
1081	623	Shell-Thick	SX125	CEDIMENTI	LinStatic	28187.66	7045.55
1081	623	Shell-Thick	SX126	CEDIMENTI	LinStatic	-4500.57	9824.08
1081	623	Shell-Thick	SX139	CEDIMENTI	LinStatic	-4782.81	9191.81
1082	624	Shell-Thick	SX139	CEDIMENTI	LinStatic	-1244.30	10628.96
1082	624	Shell-Thick	SX126	CEDIMENTI	LinStatic	-3552.03	10107.85
1082	624	Shell-Thick	SX127	CEDIMENTI	LinStatic	-35914.71	5590.45
1082	624	Shell-Thick	SX140	CEDIMENTI	LinStatic	-28750.94	6111.56
1083	625	Shell-Thick	SX121	CEDIMENTI	LinStatic	37709.95	5356.41
1083	625	Shell-Thick	SX108	CEDIMENTI	LinStatic	45156.07	5568.61
1083	625	Shell-Thick	SX109	CEDIMENTI	LinStatic	4470.35	10578.35
1083	625	Shell-Thick	SX122	CEDIMENTI	LinStatic	2532.40	10366.15
1084	626	Shell-Thick	SX122	CEDIMENTI	LinStatic	5707.65	9763.20
1084	626	Shell-Thick	SX109	CEDIMENTI	LinStatic	5383.58	9466.61
1084	626	Shell-Thick	SX110	CEDIMENTI	LinStatic	-35283.61	6173.12
1084	626	Shell-Thick	SX123	CEDIMENTI	LinStatic	-29772.49	6469.71
1085	627	Shell-Thick	SX125	CEDIMENTI	LinStatic	29406.62	6653.15
1085	627	Shell-Thick	SX112	CEDIMENTI	LinStatic	34847.09	6032.68
1085	627	Shell-Thick	SX113	CEDIMENTI	LinStatic	-5095.67	9359.75
1085	627	Shell-Thick	SX126	CEDIMENTI	LinStatic	-5381.00	9980.22
1086	628	Shell-Thick	SX126	CEDIMENTI	LinStatic	-2236.61	10333.32
1086	628	Shell-Thick	SX113	CEDIMENTI	LinStatic	-3938.09	10714.05
1086	628	Shell-Thick	SX114	CEDIMENTI	LinStatic	-44222.95	5664.02
1086	628	Shell-Thick	SX127	CEDIMENTI	LinStatic	-37072.96	5283.29
1087	629	Shell-Thick	SX108	CEDIMENTI	LinStatic	46361.10	5602.34
1087	629	Shell-Thick	SX95	CEDIMENTI	LinStatic	54124.27	5242.72
1087	629	Shell-Thick	SX96	CEDIMENTI	LinStatic	5400.06	9890.18
1087	629	Shell-Thick	SX109	CEDIMENTI	LinStatic	3164.45	10249.80
1088	630	Shell-Thick	SX109	CEDIMENTI	LinStatic	6576.74	9161.77
1088	630	Shell-Thick	SX96	CEDIMENTI	LinStatic	6276.67	9225.29
1088	630	Shell-Thick	SX97	CEDIMENTI	LinStatic	-42728.80	6167.15
1088	630	Shell-Thick	SX110	CEDIMENTI	LinStatic	-36718.59	6103.62
1089	631	Shell-Thick	SX112	CEDIMENTI	LinStatic	36370.81	5992.42
1089	631	Shell-Thick	SX99	CEDIMENTI	LinStatic	42488.82	6332.64
1089	631	Shell-Thick	SX100	CEDIMENTI	LinStatic	-5897.06	9377.93
1089	631	Shell-Thick	SX113	CEDIMENTI	LinStatic	-6301.24	9037.71
1090	632	Shell-Thick	SX113	CEDIMENTI	LinStatic	-2668.49	10334.21
1090	632	Shell-Thick	SX100	CEDIMENTI	LinStatic	-5095.59	9834.82
1090	632	Shell-Thick	SX101	CEDIMENTI	LinStatic	-53247.52	5262.95
1090	632	Shell-Thick	SX114	CEDIMENTI	LinStatic	-45356.89	5762.34
1091	633	Shell-Thick	SX95	CEDIMENTI	LinStatic	55409.92	4974.04
1091	633	Shell-Thick	SX82	CEDIMENTI	LinStatic	63762.72	4992.00
1091	633	Shell-Thick	SX83	CEDIMENTI	LinStatic	6141.14	9865.87
1091	633	Shell-Thick	SX96	CEDIMENTI	LinStatic	3798.22	9847.90
1092	634	Shell-Thick	SX96	CEDIMENTI	LinStatic	7422.44	9149.50

1092	634	Shell-Thick	SX83	CEDIMENTI	LinStatic	6772.38	8838.81
1092	634	Shell-Thick	SX84	CEDIMENTI	LinStatic	-50753.11	5498.27
1092	634	Shell-Thick	SX97	CEDIMENTI	LinStatic	-44325.57	5808.96
1093	635	Shell-Thick	SX99	CEDIMENTI	LinStatic	44010.47	5948.32
1093	635	Shell-Thick	SX86	CEDIMENTI	LinStatic	50399.62	5388.77
1093	635	Shell-Thick	SX87	CEDIMENTI	LinStatic	-6379.07	8751.11
1093	635	Shell-Thick	SX100	CEDIMENTI	LinStatic	-7011.45	9310.66
1094	636	Shell-Thick	SX100	CEDIMENTI	LinStatic	-3485.30	9828.13
1094	636	Shell-Thick	SX87	CEDIMENTI	LinStatic	-5651.26	9949.52
1094	636	Shell-Thick	SX88	CEDIMENTI	LinStatic	-62670.93	5062.15
1094	636	Shell-Thick	SX101	CEDIMENTI	LinStatic	-54527.64	4940.76
1095	637	Shell-Thick	SX82	CEDIMENTI	LinStatic	65111.94	4985.67
1095	637	Shell-Thick	SX69	CEDIMENTI	LinStatic	74001.92	4553.64
1095	637	Shell-Thick	SX70	CEDIMENTI	LinStatic	7356.57	8968.43
1095	637	Shell-Thick	SX83	CEDIMENTI	LinStatic	4527.30	9400.45
1096	638	Shell-Thick	SX83	CEDIMENTI	LinStatic	8133.29	8378.48
1096	638	Shell-Thick	SX70	CEDIMENTI	LinStatic	7035.23	8306.92
1096	638	Shell-Thick	SX71	CEDIMENTI	LinStatic	-59768.56	5316.35
1096	638	Shell-Thick	SX84	CEDIMENTI	LinStatic	-52438.49	5387.90
1097	639	Shell-Thick	SX86	CEDIMENTI	LinStatic	52149.86	5299.08
1097	639	Shell-Thick	SX73	CEDIMENTI	LinStatic	59580.43	5412.79
1097	639	Shell-Thick	SX74	CEDIMENTI	LinStatic	-6526.05	8366.77
1097	639	Shell-Thick	SX87	CEDIMENTI	LinStatic	-7740.97	8253.05
1098	640	Shell-Thick	SX87	CEDIMENTI	LinStatic	-4054.65	9413.46
1098	640	Shell-Thick	SX74	CEDIMENTI	LinStatic	-7104.94	8872.79
1098	640	Shell-Thick	SX75	CEDIMENTI	LinStatic	-73045.51	4560.55
1098	640	Shell-Thick	SX88	CEDIMENTI	LinStatic	-63967.32	5101.23
1099	641	Shell-Thick	SX69	CEDIMENTI	LinStatic	75443.78	4431.10
1099	641	Shell-Thick	SX56	CEDIMENTI	LinStatic	85360.30	4235.80
1099	641	Shell-Thick	SX57	CEDIMENTI	LinStatic	9133.27	8406.79
1099	641	Shell-Thick	SX70	CEDIMENTI	LinStatic	5575.12	8602.09
1100	642	Shell-Thick	SX70	CEDIMENTI	LinStatic	8411.12	7937.53
1100	642	Shell-Thick	SX57	CEDIMENTI	LinStatic	6217.84	7580.82
1100	642	Shell-Thick	SX58	CEDIMENTI	LinStatic	-69904.41	4670.93
1100	642	Shell-Thick	SX71	CEDIMENTI	LinStatic	-61539.86	5027.65
1101	643	Shell-Thick	SX73	CEDIMENTI	LinStatic	61272.19	5090.27
1101	643	Shell-Thick	SX60	CEDIMENTI	LinStatic	69537.26	4569.05
1101	643	Shell-Thick	SX61	CEDIMENTI	LinStatic	-5764.29	7485.08
1101	643	Shell-Thick	SX74	CEDIMENTI	LinStatic	-7894.13	8006.30
1102	644	Shell-Thick	SX74	CEDIMENTI	LinStatic	-5344.75	8557.09
1102	644	Shell-Thick	SX61	CEDIMENTI	LinStatic	-8661.99	8399.07
1102	644	Shell-Thick	SX62	CEDIMENTI	LinStatic	-84125.12	4176.54
1102	644	Shell-Thick	SX75	CEDIMENTI	LinStatic	-74498.63	4334.56
1103	645	Shell-Thick	SX56	CEDIMENTI	LinStatic	86864.58	4174.90
1103	645	Shell-Thick	SX43	CEDIMENTI	LinStatic	97532.76	3749.25
1103	645	Shell-Thick	SX44	CEDIMENTI	LinStatic	12251.49	7205.73
1103	645	Shell-Thick	SX57	CEDIMENTI	LinStatic	7524.71	7631.38
1104	646	Shell-Thick	SX57	CEDIMENTI	LinStatic	7773.66	6794.89
1104	646	Shell-Thick	SX44	CEDIMENTI	LinStatic	4089.18	6753.44
1104	646	Shell-Thick	SX45	CEDIMENTI	LinStatic	-81359.86	4604.72
1104	646	Shell-Thick	SX58	CEDIMENTI	LinStatic	-71586.01	4646.17
1105	647	Shell-Thick	SX60	CEDIMENTI	LinStatic	71250.33	4562.97
1105	647	Shell-Thick	SX47	CEDIMENTI	LinStatic	81001.59	4637.24
1105	647	Shell-Thick	SX48	CEDIMENTI	LinStatic	-3594.76	6738.82
1105	647	Shell-Thick	SX61	CEDIMENTI	LinStatic	-7306.20	6664.55
1106	648	Shell-Thick	SX61	CEDIMENTI	LinStatic	-7079.26	7563.88
1106	648	Shell-Thick	SX48	CEDIMENTI	LinStatic	-11859.06	7103.96
1106	648	Shell-Thick	SX49	CEDIMENTI	LinStatic	-96278.11	3663.36
1106	648	Shell-Thick	SX62	CEDIMENTI	LinStatic	-85603.97	4123.28
1107	649	Shell-Thick	SX43	CEDIMENTI	LinStatic	99117.84	3541.38
1107	649	Shell-Thick	SX30	CEDIMENTI	LinStatic	111238.23	3087.69
1107	649	Shell-Thick	SX31	CEDIMENTI	LinStatic	17944.94	6668.08
1107	649	Shell-Thick	SX44	CEDIMENTI	LinStatic	10877.95	7121.78
1108	650	Shell-Thick	SX44	CEDIMENTI	LinStatic	5487.43	6646.64
1108	650	Shell-Thick	SX31	CEDIMENTI	LinStatic	458.50	6142.86
1108	650	Shell-Thick	SX32	CEDIMENTI	LinStatic	-92879.66	4048.25
1108	650	Shell-Thick	SX45	CEDIMENTI	LinStatic	-82953.02	4552.03
1109	651	Shell-Thick	SX47	CEDIMENTI	LinStatic	82503.77	4560.35
1109	651	Shell-Thick	SX34	CEDIMENTI	LinStatic	92248.18	3950.03
1109	651	Shell-Thick	SX35	CEDIMENTI	LinStatic	-103.76	6070.04
1109	651	Shell-Thick	SX48	CEDIMENTI	LinStatic	-5002.97	6680.36
1110	652	Shell-Thick	SX48	CEDIMENTI	LinStatic	-10553.56	7092.35
1110	652	Shell-Thick	SX35	CEDIMENTI	LinStatic	-17470.86	6670.99
1110	652	Shell-Thick	SX36	CEDIMENTI	LinStatic	-109804.68	2933.02
1110	652	Shell-Thick	SX49	CEDIMENTI	LinStatic	-97896.18	3354.38
1111	653	Shell-Thick	SX30	CEDIMENTI	LinStatic	111858.51	3378.64
1111	653	Shell-Thick	SX17	CEDIMENTI	LinStatic	133899.90	2965.73
1111	653	Shell-Thick	SX18	CEDIMENTI	LinStatic	36732.09	3807.72
1111	653	Shell-Thick	SX31	CEDIMENTI	LinStatic	16960.40	4220.63
1112	654	Shell-Thick	SX31	CEDIMENTI	LinStatic	1122.27	3687.54
1112	654	Shell-Thick	SX18	CEDIMENTI	LinStatic	-9605.01	3149.32

1112	654	Shell-Thick	SX19	CEDIMENTI	LinStatic	-106767.30	3229.60
1112	654	Shell-Thick	SX32	CEDIMENTI	LinStatic	-93647.74	3767.82
1113	655	Shell-Thick	SX34	CEDIMENTI	LinStatic	93043.48	3672.93
1113	655	Shell-Thick	SX21	CEDIMENTI	LinStatic	105887.52	3293.26
1113	655	Shell-Thick	SX22	CEDIMENTI	LinStatic	9758.64	3219.43
1113	655	Shell-Thick	SX35	CEDIMENTI	LinStatic	-730.48	3599.09
1114	656	Shell-Thick	SX35	CEDIMENTI	LinStatic	-16488.75	4232.68
1114	656	Shell-Thick	SX22	CEDIMENTI	LinStatic	-35839.92	3736.40
1114	656	Shell-Thick	SX23	CEDIMENTI	LinStatic	-131989.33	2815.90
1114	656	Shell-Thick	SX36	CEDIMENTI	LinStatic	-110400.94	3312.18
1119	657	Shell-Thick	SX395	CEDIMENTI	LinStatic	46167.79	-610.64
1119	657	Shell-Thick	SX381	CEDIMENTI	LinStatic	37840.78	-28.65
1119	657	Shell-Thick	SX382	CEDIMENTI	LinStatic	113457.78	1525.63
1119	657	Shell-Thick	SX396	CEDIMENTI	LinStatic	124776.80	943.64
1120	658	Shell-Thick	SX396	CEDIMENTI	LinStatic	-109249.29	859.46
1120	658	Shell-Thick	SX382	CEDIMENTI	LinStatic	-97901.41	1856.29
1120	658	Shell-Thick	SX383	CEDIMENTI	LinStatic	-34551.72	250.89
1120	658	Shell-Thick	SX397	CEDIMENTI	LinStatic	-43026.46	-745.94
1121	659	Shell-Thick	SX399	CEDIMENTI	LinStatic	43166.47	-623.55
1121	659	Shell-Thick	SX385	CEDIMENTI	LinStatic	34765.34	122.01
1121	659	Shell-Thick	SX386	CEDIMENTI	LinStatic	98341.13	1705.29
1121	659	Shell-Thick	SX400	CEDIMENTI	LinStatic	109634.39	959.73
1122	660	Shell-Thick	SX400	CEDIMENTI	LinStatic	-124119.42	795.42
1122	660	Shell-Thick	SX386	CEDIMENTI	LinStatic	-112744.82	1624.61
1122	660	Shell-Thick	SX387	CEDIMENTI	LinStatic	-38037.56	51.15
1122	660	Shell-Thick	SX401	CEDIMENTI	LinStatic	-46434.25	-778.04
1140	661	Shell-Thick	SX239	CEDIMENTI	LinStatic	-52177.76	1149.87
1140	661	Shell-Thick	DX239	CEDIMENTI	LinStatic	51884.49	999.07
1140	661	Shell-Thick	DX226	CEDIMENTI	LinStatic	43469.22	1168.59
1140	661	Shell-Thick	SX226	CEDIMENTI	LinStatic	-44032.31	1319.39
1141	662	Shell-Thick	SX226	CEDIMENTI	LinStatic	-40875.23	1131.45
1141	662	Shell-Thick	DX226	CEDIMENTI	LinStatic	40312.55	1328.90
1141	662	Shell-Thick	DX213	CEDIMENTI	LinStatic	31836.89	1181.19
1141	662	Shell-Thick	SX213	CEDIMENTI	LinStatic	-31983.65	983.73
1142	663	Shell-Thick	SX213	CEDIMENTI	LinStatic	-28925.93	1237.36
1142	663	Shell-Thick	DX213	CEDIMENTI	LinStatic	28778.52	1036.60
1142	663	Shell-Thick	DX200	CEDIMENTI	LinStatic	19697.81	1097.52
1142	663	Shell-Thick	SX200	CEDIMENTI	LinStatic	-20154.30	1298.28
1143	664	Shell-Thick	SX200	CEDIMENTI	LinStatic	-16675.09	913.29
1143	664	Shell-Thick	DX200	CEDIMENTI	LinStatic	16219.44	1180.48
1143	664	Shell-Thick	DX187	CEDIMENTI	LinStatic	7253.02	1561.03
1143	664	Shell-Thick	SX187	CEDIMENTI	LinStatic	-7207.95	1293.83
1146	665	Shell-Thick	SX239	CEDIMENTI	LinStatic	-55035.05	1008.58
1146	665	Shell-Thick	SX252	CEDIMENTI	LinStatic	-63028.28	1138.18
1146	665	Shell-Thick	DX252	CEDIMENTI	LinStatic	62452.92	1267.88
1146	665	Shell-Thick	DX239	CEDIMENTI	LinStatic	54742.42	1138.28
1147	666	Shell-Thick	SX252	CEDIMENTI	LinStatic	-65896.27	1300.14
1147	666	Shell-Thick	SX265	CEDIMENTI	LinStatic	-73038.98	1107.25
1147	666	Shell-Thick	DX265	CEDIMENTI	LinStatic	72693.28	987.04
1147	666	Shell-Thick	DX252	CEDIMENTI	LinStatic	65320.29	1179.93
1148	667	Shell-Thick	SX265	CEDIMENTI	LinStatic	-75526.89	1026.21
1148	667	Shell-Thick	SX278	CEDIMENTI	LinStatic	-82155.31	1178.99
1148	667	Shell-Thick	DX278	CEDIMENTI	LinStatic	81592.02	1284.59
1148	667	Shell-Thick	DX265	CEDIMENTI	LinStatic	75181.27	1131.82
1149	668	Shell-Thick	SX278	CEDIMENTI	LinStatic	-68036.08	822.93
1149	668	Shell-Thick	SX291	CEDIMENTI	LinStatic	-77198.57	720.22
1149	668	Shell-Thick	DX291	CEDIMENTI	LinStatic	76906.01	626.13
1149	668	Shell-Thick	DX278	CEDIMENTI	LinStatic	67590.98	728.84
1150	669	Shell-Thick	SX291	CEDIMENTI	LinStatic	-79521.69	670.95
1150	669	Shell-Thick	SX304	CEDIMENTI	LinStatic	-88186.63	722.95
1150	669	Shell-Thick	DX304	CEDIMENTI	LinStatic	87754.18	804.83
1150	669	Shell-Thick	DX291	CEDIMENTI	LinStatic	79229.02	752.83
1151	670	Shell-Thick	SX304	CEDIMENTI	LinStatic	-90462.76	873.59
1151	670	Shell-Thick	SX317	CEDIMENTI	LinStatic	-98411.46	676.87
1151	670	Shell-Thick	DX317	CEDIMENTI	LinStatic	98079.17	608.44
1151	670	Shell-Thick	DX304	CEDIMENTI	LinStatic	90030.02	805.16
1152	671	Shell-Thick	SX317	CEDIMENTI	LinStatic	-100407.80	693.83
1152	671	Shell-Thick	SX330	CEDIMENTI	LinStatic	-107883.46	729.67
1152	671	Shell-Thick	DX330	CEDIMENTI	LinStatic	107484.64	778.20
1152	671	Shell-Thick	DX317	CEDIMENTI	LinStatic	100075.40	742.36
1153	672	Shell-Thick	SX330	CEDIMENTI	LinStatic	-109844.27	847.08
1153	672	Shell-Thick	SX343	CEDIMENTI	LinStatic	-116680.53	639.51
1153	672	Shell-Thick	DX343	CEDIMENTI	LinStatic	116330.53	598.44
1153	672	Shell-Thick	DX330	CEDIMENTI	LinStatic	109445.45	806.01
1154	673	Shell-Thick	SX343	CEDIMENTI	LinStatic	-118331.90	695.16
1154	673	Shell-Thick	SX356	CEDIMENTI	LinStatic	-124527.60	725.85
1154	673	Shell-Thick	DX356	CEDIMENTI	LinStatic	124151.40	751.77
1154	673	Shell-Thick	DX343	CEDIMENTI	LinStatic	117981.75	721.08
1155	674	Shell-Thick	SX356	CEDIMENTI	LinStatic	-126097.65	848.73
1155	674	Shell-Thick	SX369	CEDIMENTI	LinStatic	-131501.19	610.84
1155	674	Shell-Thick	DX369	CEDIMENTI	LinStatic	131095.33	612.17

1155	674	Shell-Thick	DX356	CEDIMENTI	LinStatic	125721.41	850.06
1156	675	Shell-Thick	SX369	CEDIMENTI	LinStatic	-132675.59	747.78
1156	675	Shell-Thick	SX382	CEDIMENTI	LinStatic	-137007.81	791.26
1156	675	Shell-Thick	DX382	CEDIMENTI	LinStatic	136589.79	803.29
1156	675	Shell-Thick	DX369	CEDIMENTI	LinStatic	132269.37	759.81
1157	676	Shell-Thick	SX382	CEDIMENTI	LinStatic	-138004.94	978.17
1157	676	Shell-Thick	SX396	CEDIMENTI	LinStatic	-140975.73	739.09
1157	676	Shell-Thick	DX395	CEDIMENTI	LinStatic	140606.82	713.12
1157	676	Shell-Thick	DX382	CEDIMENTI	LinStatic	137586.70	952.21
1158	677	Shell-Thick	SX396	CEDIMENTI	LinStatic	-141412.56	940.94
1158	677	Shell-Thick	SX409	CEDIMENTI	LinStatic	-142525.17	1041.91
1158	677	Shell-Thick	DX408	CEDIMENTI	LinStatic	142181.15	1031.97
1158	677	Shell-Thick	DX395	CEDIMENTI	LinStatic	141043.43	931.00
1177	678	Shell-Thick	SX243	CEDIMENTI	LinStatic	51905.61	1404.84
1177	678	Shell-Thick	SX230	CEDIMENTI	LinStatic	44314.50	1580.08
1177	678	Shell-Thick	DX230	CEDIMENTI	LinStatic	-43243.29	921.81
1177	678	Shell-Thick	DX243	CEDIMENTI	LinStatic	-52210.12	746.58
1178	679	Shell-Thick	SX230	CEDIMENTI	LinStatic	41191.53	411.14
1178	679	Shell-Thick	SX217	CEDIMENTI	LinStatic	30873.29	206.65
1178	679	Shell-Thick	DX217	CEDIMENTI	LinStatic	-33087.96	1835.35
1178	679	Shell-Thick	DX230	CEDIMENTI	LinStatic	-40122.94	2039.84
1179	680	Shell-Thick	SX217	CEDIMENTI	LinStatic	27833.11	1606.99
1179	680	Shell-Thick	SX204	CEDIMENTI	LinStatic	19816.78	1739.69
1179	680	Shell-Thick	DX204	CEDIMENTI	LinStatic	-20206.18	787.46
1179	680	Shell-Thick	DX217	CEDIMENTI	LinStatic	-30048.80	654.76
1180	681	Shell-Thick	SX204	CEDIMENTI	LinStatic	16344.32	817.95
1180	681	Shell-Thick	SX191	CEDIMENTI	LinStatic	7085.72	1241.32
1180	681	Shell-Thick	DX191	CEDIMENTI	LinStatic	-7575.69	1526.31
1180	681	Shell-Thick	DX204	CEDIMENTI	LinStatic	-16734.93	1102.95
1185	682	Shell-Thick	SX413	CEDIMENTI	LinStatic	142314.17	1045.10
1185	682	Shell-Thick	SX400	CEDIMENTI	LinStatic	141196.91	940.93
1185	682	Shell-Thick	DX399	CEDIMENTI	LinStatic	-141170.48	924.97
1185	682	Shell-Thick	DX412	CEDIMENTI	LinStatic	-142302.26	1029.13
1186	683	Shell-Thick	SX400	CEDIMENTI	LinStatic	140759.28	710.23
1186	683	Shell-Thick	SX386	CEDIMENTI	LinStatic	137761.46	951.16
1186	683	Shell-Thick	DX386	CEDIMENTI	LinStatic	-137741.76	977.49
1186	683	Shell-Thick	DX399	CEDIMENTI	LinStatic	-140733.33	736.56
1187	684	Shell-Thick	SX386	CEDIMENTI	LinStatic	136762.79	815.04
1187	684	Shell-Thick	SX373	CEDIMENTI	LinStatic	132448.36	769.48
1187	684	Shell-Thick	DX373	CEDIMENTI	LinStatic	-132409.00	723.90
1187	684	Shell-Thick	DX386	CEDIMENTI	LinStatic	-136742.72	769.46
1188	685	Shell-Thick	SX373	CEDIMENTI	LinStatic	131271.94	574.97
1188	685	Shell-Thick	SX360	CEDIMENTI	LinStatic	125870.77	812.72
1188	685	Shell-Thick	DX360	CEDIMENTI	LinStatic	-125859.84	877.81
1188	685	Shell-Thick	DX373	CEDIMENTI	LinStatic	-131233.01	640.07
1189	686	Shell-Thick	SX360	CEDIMENTI	LinStatic	124298.11	770.67
1189	686	Shell-Thick	SX347	CEDIMENTI	LinStatic	118136.45	737.27
1189	686	Shell-Thick	DX347	CEDIMENTI	LinStatic	-118089.53	656.97
1189	686	Shell-Thick	DX360	CEDIMENTI	LinStatic	-124286.93	690.36
1190	687	Shell-Thick	SX347	CEDIMENTI	LinStatic	116482.91	564.57
1190	687	Shell-Thick	SX334	CEDIMENTI	LinStatic	109605.65	773.49
1190	687	Shell-Thick	DX334	CEDIMENTI	LinStatic	-109595.39	869.34
1190	687	Shell-Thick	DX347	CEDIMENTI	LinStatic	-116436.13	660.42
1191	688	Shell-Thick	SX334	CEDIMENTI	LinStatic	107642.41	794.39
1191	688	Shell-Thick	SX321	CEDIMENTI	LinStatic	100225.75	755.87
1191	688	Shell-Thick	DX321	CEDIMENTI	LinStatic	-100171.23	650.26
1191	688	Shell-Thick	DX334	CEDIMENTI	LinStatic	-107632.21	688.78
1192	689	Shell-Thick	SX321	CEDIMENTI	LinStatic	98227.64	578.65
1192	689	Shell-Thick	SX308	CEDIMENTI	LinStatic	90214.30	776.46
1192	689	Shell-Thick	DX308	CEDIMENTI	LinStatic	-90190.84	888.84
1192	689	Shell-Thick	DX321	CEDIMENTI	LinStatic	-98172.84	691.03
1193	690	Shell-Thick	SX308	CEDIMENTI	LinStatic	87936.85	800.79
1193	690	Shell-Thick	SX295	CEDIMENTI	LinStatic	79359.40	744.92
1193	690	Shell-Thick	DX295	CEDIMENTI	LinStatic	-79309.17	639.90
1193	690	Shell-Thick	DX308	CEDIMENTI	LinStatic	-87914.08	695.77
1194	691	Shell-Thick	SX295	CEDIMENTI	LinStatic	77037.50	616.50
1194	691	Shell-Thick	SX282	CEDIMENTI	LinStatic	67806.47	726.62
1194	691	Shell-Thick	DX282	CEDIMENTI	LinStatic	-67741.25	816.60
1194	691	Shell-Thick	DX295	CEDIMENTI	LinStatic	-76985.92	706.49
1195	692	Shell-Thick	SX282	CEDIMENTI	LinStatic	81880.29	1228.55
1195	692	Shell-Thick	SX269	CEDIMENTI	LinStatic	75323.53	1062.98
1195	692	Shell-Thick	DX269	CEDIMENTI	LinStatic	-75321.18	1041.83
1195	692	Shell-Thick	DX282	CEDIMENTI	LinStatic	-81797.36	1207.40
1196	693	Shell-Thick	SX269	CEDIMENTI	LinStatic	72846.67	1075.49
1196	693	Shell-Thick	SX256	CEDIMENTI	LinStatic	65718.57	1274.58
1196	693	Shell-Thick	DX256	CEDIMENTI	LinStatic	-65455.36	1205.10
1196	693	Shell-Thick	DX269	CEDIMENTI	LinStatic	-72841.22	1006.01
1197	694	Shell-Thick	SX256	CEDIMENTI	LinStatic	62868.18	1038.05
1197	694	Shell-Thick	SX243	CEDIMENTI	LinStatic	54736.29	887.94
1197	694	Shell-Thick	DX243	CEDIMENTI	LinStatic	-55046.58	1183.94
1197	694	Shell-Thick	DX256	CEDIMENTI	LinStatic	-62608.67	1334.04


Autorità Portuale di Taranto

Interventi per il dragaggio di 2,3 M³ di sedimenti in area Molo Polisettoriale e per la realizzazione di un primo lotto della cassa di colmata funzionale all'ampliamento del V Sporgente del Porto di Taranto

Allegati alla relazione di calcolo strutturale allineamento "BC"

Data 05/2016
Rev. B
c.d.c.: C296A
514B

1202	695	Shell-Thick	SX85	CEDIMENTI	LinStatic	-80669.97	-246.58
1202	695	Shell-Thick	SX72	CEDIMENTI	LinStatic	-90236.70	-238.84
1202	695	Shell-Thick	DX72	CEDIMENTI	LinStatic	90300.67	-233.58
1202	695	Shell-Thick	DX85	CEDIMENTI	LinStatic	80689.93	-241.32
1203	696	Shell-Thick	SX72	CEDIMENTI	LinStatic	-94052.68	-184.02
1203	696	Shell-Thick	SX59	CEDIMENTI	LinStatic	-103651.64	-264.60
1203	696	Shell-Thick	DX59	CEDIMENTI	LinStatic	103682.94	-262.58
1203	696	Shell-Thick	DX72	CEDIMENTI	LinStatic	94113.61	-182.00
1204	697	Shell-Thick	SX59	CEDIMENTI	LinStatic	-107400.14	-206.81
1204	697	Shell-Thick	SX46	CEDIMENTI	LinStatic	-116993.74	-223.64
1204	697	Shell-Thick	DX46	CEDIMENTI	LinStatic	117068.53	-221.48
1204	697	Shell-Thick	DX59	CEDIMENTI	LinStatic	107433.53	-204.65
1205	698	Shell-Thick	SX46	CEDIMENTI	LinStatic	-120765.24	-169.91
1205	698	Shell-Thick	SX33	CEDIMENTI	LinStatic	-130517.39	-239.87
1205	698	Shell-Thick	DX33	CEDIMENTI	LinStatic	130585.07	-241.22
1205	698	Shell-Thick	DX46	CEDIMENTI	LinStatic	120836.87	-171.27
1206	699	Shell-Thick	SX33	CEDIMENTI	LinStatic	-134304.85	-196.38
1206	699	Shell-Thick	SX20	CEDIMENTI	LinStatic	-144378.70	-262.30
1206	699	Shell-Thick	DX20	CEDIMENTI	LinStatic	144519.09	-276.89
1206	699	Shell-Thick	DX33	CEDIMENTI	LinStatic	134376.36	-210.98
1208	700	Shell-Thick	SX163	CEDIMENTI	LinStatic	1673.30	-414.58
1208	700	Shell-Thick	SX150	CEDIMENTI	LinStatic	-8343.88	-293.18
1208	700	Shell-Thick	DX150	CEDIMENTI	LinStatic	8471.38	-333.63
1208	700	Shell-Thick	DX163	CEDIMENTI	LinStatic	-1695.62	-455.03
1209	701	Shell-Thick	SX150	CEDIMENTI	LinStatic	-12466.97	-301.44
1209	701	Shell-Thick	SX137	CEDIMENTI	LinStatic	-22442.87	-409.30
1209	701	Shell-Thick	DX137	CEDIMENTI	LinStatic	22438.54	-380.22
1209	701	Shell-Thick	DX150	CEDIMENTI	LinStatic	12593.44	-272.37
1210	702	Shell-Thick	SX137	CEDIMENTI	LinStatic	-26396.08	-349.69
1210	702	Shell-Thick	SX124	CEDIMENTI	LinStatic	-36124.13	-275.13
1210	702	Shell-Thick	DX124	CEDIMENTI	LinStatic	36220.03	-293.06
1210	702	Shell-Thick	DX137	CEDIMENTI	LinStatic	26392.58	-367.63
1211	703	Shell-Thick	SX124	CEDIMENTI	LinStatic	-40109.87	-259.76
1211	703	Shell-Thick	SX111	CEDIMENTI	LinStatic	-49852.54	-346.09
1211	703	Shell-Thick	DX111	CEDIMENTI	LinStatic	49858.59	-331.94
1211	703	Shell-Thick	DX124	CEDIMENTI	LinStatic	40204.83	-245.60
1212	704	Shell-Thick	SX111	CEDIMENTI	LinStatic	-53721.09	-296.26
1212	704	Shell-Thick	SX98	CEDIMENTI	LinStatic	-63329.40	-255.48
1212	704	Shell-Thick	DX98	CEDIMENTI	LinStatic	63411.87	-260.11
1212	704	Shell-Thick	DX111	CEDIMENTI	LinStatic	53728.37	-300.89
1213	705	Shell-Thick	SX98	CEDIMENTI	LinStatic	-67223.14	-219.65
1213	705	Shell-Thick	SX85	CEDIMENTI	LinStatic	-76865.42	-298.80
1213	705	Shell-Thick	DX85	CEDIMENTI	LinStatic	76883.71	-291.89
1213	705	Shell-Thick	DX98	CEDIMENTI	LinStatic	67303.87	-212.74
1214	706	Shell-Thick	SX241	CEDIMENTI	LinStatic	58750.02	370.87
1214	706	Shell-Thick	SX228	CEDIMENTI	LinStatic	52822.32	550.78
1214	706	Shell-Thick	DX228	CEDIMENTI	LinStatic	-52559.64	156.80
1214	706	Shell-Thick	DX241	CEDIMENTI	LinStatic	-59225.45	-23.12
1215	707	Shell-Thick	SX228	CEDIMENTI	LinStatic	50260.80	190.72
1215	707	Shell-Thick	SX215	CEDIMENTI	LinStatic	43794.99	32.97
1215	707	Shell-Thick	DX215	CEDIMENTI	LinStatic	-44001.58	326.94
1215	707	Shell-Thick	DX228	CEDIMENTI	LinStatic	-49997.55	484.70
1216	708	Shell-Thick	SX215	CEDIMENTI	LinStatic	41428.29	367.29
1216	708	Shell-Thick	SX202	CEDIMENTI	LinStatic	35697.72	565.44
1216	708	Shell-Thick	DX202	CEDIMENTI	LinStatic	-35157.24	174.59
1216	708	Shell-Thick	DX215	CEDIMENTI	LinStatic	-41635.33	-23.55
1217	709	Shell-Thick	SX202	CEDIMENTI	LinStatic	33221.14	186.58
1217	709	Shell-Thick	SX189	CEDIMENTI	LinStatic	27057.42	-45.40
1217	709	Shell-Thick	DX189	CEDIMENTI	LinStatic	-27316.35	369.13
1217	709	Shell-Thick	DX202	CEDIMENTI	LinStatic	-32679.08	601.11
1218	710	Shell-Thick	SX189	CEDIMENTI	LinStatic	24928.87	416.08
1218	710	Shell-Thick	SX176	CEDIMENTI	LinStatic	19756.79	678.31
1218	710	Shell-Thick	DX176	CEDIMENTI	LinStatic	-19735.58	238.21
1218	710	Shell-Thick	DX189	CEDIMENTI	LinStatic	-25190.44	-24.02
1219	711	Shell-Thick	SX176	CEDIMENTI	LinStatic	16378.72	-282.10
1219	711	Shell-Thick	SX163	CEDIMENTI	LinStatic	5784.71	-494.14
1219	711	Shell-Thick	DX163	CEDIMENTI	LinStatic	-5807.40	-516.36
1219	711	Shell-Thick	DX176	CEDIMENTI	LinStatic	-16356.30	-304.33
1222	712	Shell-Thick	SX411	CEDIMENTI	LinStatic	136378.77	985.42
1222	712	Shell-Thick	SX398	CEDIMENTI	LinStatic	135264.84	865.13
1222	712	Shell-Thick	DX397	CEDIMENTI	LinStatic	-135345.02	863.35
1222	712	Shell-Thick	DX410	CEDIMENTI	LinStatic	-136457.59	983.63
1223	713	Shell-Thick	SX398	CEDIMENTI	LinStatic	134818.32	569.71
1223	713	Shell-Thick	SX384	CEDIMENTI	LinStatic	132007.58	777.43
1223	713	Shell-Thick	DX384	CEDIMENTI	LinStatic	-132101.94	788.36
1223	713	Shell-Thick	DX397	CEDIMENTI	LinStatic	-134899.22	580.64
1224	714	Shell-Thick	SX384	CEDIMENTI	LinStatic	130997.83	551.75
1224	714	Shell-Thick	SX371	CEDIMENTI	LinStatic	126946.55	453.18
1224	714	Shell-Thick	DX371	CEDIMENTI	LinStatic	-127042.37	445.99
1224	714	Shell-Thick	DX384	CEDIMENTI	LinStatic	-131091.66	544.56
1225	715	Shell-Thick	SX371	CEDIMENTI	LinStatic	125782.73	263.60

**Autorità Portuale di Taranto**

Interventi per il dragaggio di 2,3 M³ di sedimenti in area Molo Polisettoriale e per la realizzazione di un primo lotto della cassa di colmata funzionale all'ampliamento del V Sporgente del Porto di Taranto

Allegati alla relazione di calcolo strutturale allineamento "BC"

Data 05/2016
Rev. B
c.d.c.: C296A
514B

1225	715	Shell-Thick	SX358	CEDIMENTI	LinStatic	120826.52	446.39
1225	715	Shell-Thick	DX358	CEDIMENTI	LinStatic	-120905.76	450.73
1225	715	Shell-Thick	DX371	CEDIMENTI	LinStatic	-125878.93	267.94
1226	716	Shell-Thick	SX358	CEDIMENTI	LinStatic	119298.42	295.14
1226	716	Shell-Thick	SX345	CEDIMENTI	LinStatic	113635.48	211.13
1226	716	Shell-Thick	DX345	CEDIMENTI	LinStatic	-113732.90	207.04
1226	716	Shell-Thick	DX358	CEDIMENTI	LinStatic	-119377.19	291.05
1227	717	Shell-Thick	SX345	CEDIMENTI	LinStatic	112057.68	79.97
1227	717	Shell-Thick	SX332	CEDIMENTI	LinStatic	105877.55	243.63
1227	717	Shell-Thick	DX332	CEDIMENTI	LinStatic	-105941.23	243.01
1227	717	Shell-Thick	DX345	CEDIMENTI	LinStatic	-112155.29	79.36
1228	718	Shell-Thick	SX332	CEDIMENTI	LinStatic	104032.60	120.27
1228	718	Shell-Thick	SX319	CEDIMENTI	LinStatic	97357.29	40.75
1228	718	Shell-Thick	DX319	CEDIMENTI	LinStatic	-97485.92	57.13
1228	718	Shell-Thick	DX332	CEDIMENTI	LinStatic	-104096.01	136.64
1229	719	Shell-Thick	SX319	CEDIMENTI	LinStatic	95503.87	-40.63
1229	719	Shell-Thick	SX306	CEDIMENTI	LinStatic	88489.23	111.37
1229	719	Shell-Thick	DX306	CEDIMENTI	LinStatic	-88520.61	79.74
1229	719	Shell-Thick	DX319	CEDIMENTI	LinStatic	-95632.51	-72.26
1230	720	Shell-Thick	SX306	CEDIMENTI	LinStatic	86398.93	-36.22
1230	720	Shell-Thick	SX293	CEDIMENTI	LinStatic	78845.87	-122.13
1230	720	Shell-Thick	DX293	CEDIMENTI	LinStatic	-79030.68	-58.50
1230	720	Shell-Thick	DX306	CEDIMENTI	LinStatic	-86430.25	27.41
1231	721	Shell-Thick	SX293	CEDIMENTI	LinStatic	76744.67	-154.95
1231	721	Shell-Thick	SX280	CEDIMENTI	LinStatic	68873.76	-0.53
1231	721	Shell-Thick	DX280	CEDIMENTI	LinStatic	-68877.82	-83.74
1231	721	Shell-Thick	DX293	CEDIMENTI	LinStatic	-76929.21	-238.15
1232	722	Shell-Thick	SX280	CEDIMENTI	LinStatic	83522.77	403.79
1232	722	Shell-Thick	SX267	CEDIMENTI	LinStatic	77927.39	282.75
1232	722	Shell-Thick	DX267	CEDIMENTI	LinStatic	-78209.01	423.33
1232	722	Shell-Thick	DX280	CEDIMENTI	LinStatic	-83522.82	544.36
1233	723	Shell-Thick	SX267	CEDIMENTI	LinStatic	75769.41	350.42
1233	723	Shell-Thick	SX254	CEDIMENTI	LinStatic	70043.20	527.92
1233	723	Shell-Thick	DX254	CEDIMENTI	LinStatic	-69935.31	323.35
1233	723	Shell-Thick	DX267	CEDIMENTI	LinStatic	-76050.39	145.85
1234	724	Shell-Thick	SX254	CEDIMENTI	LinStatic	67589.39	197.47
1234	724	Shell-Thick	SX241	CEDIMENTI	LinStatic	61130.19	64.44
1234	724	Shell-Thick	DX241	CEDIMENTI	LinStatic	-61605.91	381.31
1234	724	Shell-Thick	DX254	CEDIMENTI	LinStatic	-67481.51	514.34

2.4 TABULATI DI INPUT ED OUTPUT SEZIONE 8

SAP2000 v14.0.0 5.13.16 19:13:51

Table: Active Degrees of Freedom

UX	UY	UZ	RX	RY	RZ
No	Yes	No	Yes	No	Yes

Table: Analysis Options

Solver	SolverProc	Force32Bit	StiffCase	GeomMod
Advanced	Auto	No	None	No

Table: Area Section Properties, Part 1 of 4

Section	Material	MatAngle Degrees	AreaType	Type	DrillDOF	Thickness m	BendThick m	Arc Degrees
DAIFRAMMAALTO	STEEL	0.000	Shell	Shell-Thick	Yes	0.016000	0.016000	
DIAFRAMMA_BASE	STEEL	0.000	Shell	Shell-Thick	Yes	0.024000	0.024000	
DIAFRAMMA_MEDIO	STEEL	0.000	Shell	Shell-Thick	Yes	0.020000	0.020000	
PIATTIINT_BASE	STEEL	0.000	Shell	Shell-Thick	Yes	0.020000	0.020000	

Table: Area Section Properties, Part 2 of 4

Section	InComp	CoordSys	Color	TotalWt KN	TotalMass KN-s2/m	F11Mod	F22Mod
DAIFRAMMAALTO			Red	225.006	22.50	1.000000	1.000000
DIAFRAMMA_BASE			Red	366.723	36.67	1.000000	1.000000
DIAFRAMMA_MEDIO			Red	214.850	21.49	1.000000	1.000000
PIATTIINT_BASE			Red	66.694	6.67	1.000000	1.000000

Table: Area Section Properties, Part 3 of 4

Section	F12Mod	M11Mod	M22Mod	M12Mod	V13Mod	V23Mod	MMod	WMod
DAIFRAMMAALTO	1.000000	1.000000	1.000000	1.000000	1.000000	1.000000	1.000000	1.000000
DIAFRAMMA_BASE	1.000000	1.000000	1.000000	1.000000	1.000000	1.000000	1.000000	1.000000
DIAFRAMMA_MEDIO	1.000000	1.000000	1.000000	1.000000	1.000000	1.000000	1.000000	1.000000
PIATTIINT_BASE	1.000000	1.000000	1.000000	1.000000	1.000000	1.000000	1.000000	1.000000

Table: Area Section Properties, Part 4 of 4

Section	GUID	Notes
DAIFRAMMAALTO		
DIAFRAMMA_BASE		
DIAFRAMMA_MEDIO		
PIATTIINT_BASE		

Table: Area Section Property Design Parameters

Section	RebarMat	RebarOpt
DAIFRAMMAALTO	None	Default
DIAFRAMMA_BASE	None	Default
DIAFRAMMA_MEDIO	None	Default
PIATTIINT_BASE	None	Default

Table: Case - Static 1 - Load Assignments



Autorità Portuale di Taranto
Interventi per il dragaggio di 2,3 M m³ di sedimenti in area Molo Polisettoriale e per la realizzazione di un primo lotto della cassa di colmata funzionale all'ampliamento del V Sporgente del Porto di Taranto

Allegati alla relazione di calcolo strutturale allineamento "BC"

Data 05/2016
Rev. B
c.d.c.: C296A
514B

Case	LoadType	LoadName	LoadSF
DEAD	Load pattern	DEAD	1.000000
CEDIMENTI	Load pattern	CEDIMENTI	1.000000
SP_EST_1	Load pattern	SP_EST_1	1.000000
SPINTAINT_F	Load pattern	SPINTA_INT_F	1.000000
SP_EST_2	Load pattern	SP_EST_2	1.000000
SP_EST_3	Load pattern	SP_EST_3	1.000000
SLU_1-NL	Load pattern	SP_EST_1	1.350000
SLU_1-NL	Load pattern	SPINTA_INT_F	1.350000
SLU_2-NL	Load pattern	SP_EST_2	1.000000
SLU_2-NL	Load pattern	SPINTA_INT_F	1.000000
SLU_5-NL	Load pattern	SP_EST_5	1.000000
SLU_5-NL	Load pattern	SPINTA_INT_0	1.000000
SPINTA_INT_0	Load pattern	SPINTA_INT_0	1.000000
SP_EST_4	Load pattern	SP_EST_4	1.000000
SP_EST_5	Load pattern	SP_EST_5	1.000000
SLU_3-NL	Load pattern	SP_EST_3	1.000000
SLU_3-NL	Load pattern	SPINTA_INT_0	1.000000
SLU_4-NL	Load pattern	SP_EST_4	1.000000
SLU_4-NL	Load pattern	SPINTA_INT_0	1.000000

Table: Combination Definitions, Part 1 of 3

ComboName	ComboType	AutoDesign	CaseType	CaseName	ScaleFactor	SteelDesign
SLU_ENV_NL	Envelope	No	NonLin Static	SLU_2-NL	1.000000	No
SLU_ENV_NL			NonLin Static	SLU_3-NL	1.000000	
SLE_NL	Linear Add	No	NonLin Static	SLU_3-NL	0.740000	No

Table: Combination Definitions, Part 2 of 3

ComboName	CaseName	ConcDesign	AlumDesign	ColdDesign	GUID
SLU_ENV_NL	SLU_2-NL	No	No	No	
SLU_ENV_NL	SLU_3-NL				
SLE_NL	SLU_3-NL	No	No	No	

Table: Combination Definitions, Part 3 of 3

ComboName	CaseName	Notes
SLU_ENV_NL	SLU_2-NL	
SLU_ENV_NL	SLU_3-NL	
SLE_NL	SLU_3-NL	

Table: Coordinate Systems

Name	Type	X m	Y m	Z m	AboutZ Degrees	AboutY Degrees	AboutX Degrees
GLOBAL	Cartesian	0.00000	0.00000	0.00000	0.000	0.000	0.000

Table: Database Format Types

UnitsCurr	OverrideE
Yes	No

Table: Element Stresses - Area Shells

Area	AreaElem	Joint	OutputCase	StepType	S11Top KN/m2	S22Top KN/m2	S12Top KN/m2	S13Avg KN/m2	S23Avg KN/m2
2	893	SX191	SLU_ENV_NL	Max	21582.91	6395.97	95902.30	1327.11	910.62
2	893	SX177	SLU_ENV_NL	Max	11389.44	3495.73	58836.42	733.53	910.62
2	893	DX177	SLU_ENV_NL	Max	18695.43	5723.25	61759.28	733.53	1331.54
2	893	DX191	SLU_ENV_NL	Max	21753.62	6411.46	98825.16	1327.11	1331.54
2	893	SX191	SLU_ENV_NL	Min	-24475.18	-7227.95	-105593.25	-939.33	-1331.45
2	893	SX177	SLU_ENV_NL	Min	-22988.78	-7011.24	-65972.25	-1128.58	-1331.45



Autorità Portuale di Taranto

Interventi per il dragaggio di 2,3 M³ di sedimenti in area Molo Polisettoriale e per la realizzazione di un primo lotto della cassa di colmata funzionale all'ampliamento del V Sporgente del Porto di Taranto

Allegati alla relazione di calcolo strutturale allineamento "BC"

Data 05/2016
Rev. B
c.d.c.: C296A
514B



2	893	DX177	SLU_ENV_NL	Min	-32627.61	-9865.53	-66440.44	-1128.58	-903.45
2	893	DX191	SLU_ENV_NL	Min	-25529.98	-7581.74	-106061.44	-939.33	-903.45
3	1	DX380	SLU_ENV_NL	Max	123456.23	37261.82	-163.28	1454.63	-1061.43
3	1	DX367	SLU_ENV_NL	Max	124067.63	36988.51	-928.08	-1022.66	-1061.43
3	1	DX368	SLU_ENV_NL	Max	14782.15	4730.72	261.54	-1022.66	1238.92
3	1	DX381	SLU_ENV_NL	Max	19264.89	6316.88	761.97	1454.63	1238.92
3	1	DX380	SLU_ENV_NL	Min	-52365.25	-15643.93	-771.75	853.19	-1233.73
3	1	DX367	SLU_ENV_NL	Min	-52902.47	-16012.98	-1203.27	-2025.23	-1233.73
3	1	DX368	SLU_ENV_NL	Min	-67231.95	-19483.63	-2.83	-2025.23	1066.64
3	1	DX381	SLU_ENV_NL	Min	-63236.07	-17809.07	693.06	853.19	1066.64
5	2	DX383	SLU_ENV_NL	Max	-20773.48	-5465.33	-47.11	-796.99	1368.72
5	2	DX370	SLU_ENV_NL	Max	-23863.24	-6596.63	121.67	1796.75	1368.72
5	2	DX371	SLU_ENV_NL	Max	44070.21	13063.81	352.86	1796.75	-731.24
5	2	DX384	SLU_ENV_NL	Max	41917.34	12720.93	125.33	-796.99	-731.24
5	2	DX383	SLU_ENV_NL	Min	-25545.28	-7547.12	-456.55	-1391.25	734.92
5	2	DX370	SLU_ENV_NL	Min	-27328.06	-8682.01	-256.47	911.80	734.92
5	2	DX371	SLU_ENV_NL	Min	-7520.77	-2462.26	-84.02	911.80	-1366.62
5	2	DX384	SLU_ENV_NL	Min	-8367.91	-2218.67	-225.36	-1391.25	-1366.62
6	3	DX384	SLU_ENV_NL	Max	41917.34	12720.93	225.32	1391.29	-732.89
6	3	DX371	SLU_ENV_NL	Max	44070.16	13063.79	75.30	-919.83	-732.89
6	3	DX372	SLU_ENV_NL	Max	-23863.68	-6596.73	251.74	-919.83	1368.74
6	3	DX385	SLU_ENV_NL	Max	-20773.71	-5465.36	456.58	1391.29	1368.74
6	3	DX384	SLU_ENV_NL	Min	-7312.52	-1901.84	-119.97	792.84	-1366.64
6	3	DX371	SLU_ENV_NL	Min	-6469.59	-2147.12	-352.93	-1796.80	-1366.64
6	3	DX372	SLU_ENV_NL	Min	-28240.66	-8939.90	-121.67	-1796.80	736.58
6	3	DX385	SLU_ENV_NL	Min	-26448.25	-7800.97	56.47	792.84	736.58
8	4	DX387	SLU_ENV_NL	Max	19265.26	6316.94	-693.11	-835.21	1227.69
8	4	DX374	SLU_ENV_NL	Max	14782.33	4730.73	0.61	2016.93	1227.69
8	4	DX375	SLU_ENV_NL	Max	125690.29	37450.57	1203.32	2016.93	-1061.43
8	4	DX388	SLU_ENV_NL	Max	125094.94	37759.00	771.82	-835.21	-1061.43
8	4	DX387	SLU_ENV_NL	Min	-63171.07	-17793.83	-761.05	-1454.63	1066.64
8	4	DX374	SLU_ENV_NL	Min	-67156.75	-19481.80	-261.61	1022.65	1066.64
8	4	DX375	SLU_ENV_NL	Min	-52902.87	-16013.12	923.00	1022.65	-1222.37
8	4	DX388	SLU_ENV_NL	Min	-52365.44	-15644.00	161.34	-1454.63	-1222.37
11	5	DX367	SLU_ENV_NL	Max	125116.00	37971.21	-1125.20	1567.05	-933.04
11	5	DX354	SLU_ENV_NL	Max	125986.09	37416.37	-403.35	-890.95	-933.04
11	5	DX355	SLU_ENV_NL	Max	7198.12	1745.71	1325.53	-890.95	1875.07
11	5	DX368	SLU_ENV_NL	Max	14093.00	4044.23	1070.65	1567.05	1875.07
11	5	DX367	SLU_ENV_NL	Min	-52299.45	-15613.59	-2018.64	1292.15	-1866.38
11	5	DX354	SLU_ENV_NL	Min	-55798.49	-16793.80	-1763.75	-2788.38	-1866.38
11	5	DX355	SLU_ENV_NL	Min	-74414.96	-23472.91	983.24	-2788.38	942.31
11	5	DX368	SLU_ENV_NL	Min	-68370.18	-20765.88	261.40	1292.15	942.31
13	6	DX370	SLU_ENV_NL	Max	-24944.82	-7329.15	208.35	-1227.87	1373.87
13	6	DX357	SLU_ENV_NL	Max	-27795.50	-9033.66	59.64	1824.98	1373.87
13	6	DX358	SLU_ENV_NL	Max	47177.80	14016.78	228.29	1824.98	-1110.92
13	6	DX371	SLU_ENV_NL	Max	44894.06	13570.14	330.28	-1227.87	-1110.92
13	6	DX370	SLU_ENV_NL	Min	-27368.65	-7962.08	-315.53	-1375.43	1116.59
13	6	DX357	SLU_ENV_NL	Min	-30007.03	-9067.55	-342.43	1368.27	1116.59
13	6	DX358	SLU_ENV_NL	Min	-5330.03	-2037.00	-220.50	1368.27	-1372.11
13	6	DX371	SLU_ENV_NL	Min	-6819.38	-1612.46	-146.88	-1375.43	-1372.11
14	7	DX371	SLU_ENV_NL	Max	44894.04	13570.13	137.96	1375.47	-1113.90
14	7	DX358	SLU_ENV_NL	Max	47177.69	14016.74	220.45	-1377.91	-1113.90
14	7	DX359	SLU_ENV_NL	Max	-27796.24	-9067.82	342.48	-1377.91	1373.89
14	7	DX372	SLU_ENV_NL	Max	-24945.31	-7617.72	309.74	1375.47	1373.89
14	7	DX371	SLU_ENV_NL	Min	-5766.87	-1296.29	-330.37	1225.22	-1372.14
14	7	DX358	SLU_ENV_NL	Min	-4279.45	-1722.25	-224.38	-1825.03	-1372.14
14	7	DX359	SLU_ENV_NL	Min	-30939.79	-9328.85	-52.61	-1825.03	1119.59
14	7	DX372	SLU_ENV_NL	Min	-28291.47	-7962.27	-208.34	1225.22	1119.59
16	8	DX374	SLU_ENV_NL	Max	14093.19	4044.28	-259.11	-1292.15	1858.78
16	8	DX361	SLU_ENV_NL	Max	7198.57	1745.85	-984.99	2774.04	1858.78
16	8	DX362	SLU_ENV_NL	Max	127610.84	37892.15	1763.65	2774.04	-933.04
16	8	DX375	SLU_ENV_NL	Max	126752.08	38496.42	2018.54	-1292.15	-933.04
16	8	DX374	SLU_ENV_NL	Min	-68275.78	-20718.46	-1070.59	-1543.26	942.31
16	8	DX361	SLU_ENV_NL	Min	-74296.88	-23441.67	-1325.48	890.95	942.31
16	8	DX362	SLU_ENV_NL	Min	-55798.61	-16793.82	391.03	890.95	-1849.91
16	8	DX375	SLU_ENV_NL	Min	-52299.84	-15613.70	1116.91	-1543.26	-1849.91
19	9	DX354	SLU_ENV_NL	Max	127513.71	38874.43	1297.05	2400.13	819.67
19	9	DX341	SLU_ENV_NL	Max	130066.99	38431.95	3057.50	1161.02	819.67
19	9	DX342	SLU_ENV_NL	Max	14039.59	2736.83	99.63	1161.02	2618.50
19	9	DX355	SLU_ENV_NL	Max	6420.79	-742.42	928.80	2400.13	2618.50
19	9	DX354	SLU_ENV_NL	Min	-55931.50	-17340.13	-232.23	-765.58	-2608.29
19	9	DX341	SLU_ENV_NL	Min	-51140.21	-14943.29	-1061.39	-3684.40	-2608.29
19	9	DX342	SLU_ENV_NL	Min	-81911.22	-24162.70	-460.54	-3684.40	-835.33
19	9	DX355	SLU_ENV_NL	Min	-74695.77	-20774.91	-2220.99	-765.58	-835.33
21	10	DX357	SLU_ENV_NL	Max	-28098.13	-8730.11	-32.26	557.09	1548.56
21	10	DX344	SLU_ENV_NL	Max	-27484.36	-7648.23	-48.96	1889.96	1548.56
21	10	DX345	SLU_ENV_NL	Max	47286.79	14602.25	10.55	1889.96	274.64
21	10	DX358	SLU_ENV_NL	Max	47338.35	13625.13	218.95	557.09	274.64
21	10	DX357	SLU_ENV_NL	Min	-30557.35	-9149.50	-39.60	-1709.28	-281.24
21	10	DX344	SLU_ENV_NL	Min	-34227.10	-11333.13	-378.06	-90.79	-281.24
21	10	DX345	SLU_ENV_NL	Min	-2338.60	-1299.57	-126.85	-90.79	-1539.63



Autorità Portuale di Taranto
Interventi per il dragaggio di 2,3 M m³ di sedimenti in area Molo Polisettoriale e per la realizzazione di un primo lotto della cassa di colmata funzionale all'ampliamento del V Sporgente del Porto di Taranto

Allegati alla relazione di calcolo strutturale allineamento "BC"

Data 05/2016
Rev. B
c.d.c.: C296A
514B



21	10	DX358	SLU_ENV_NL	Min	-4243.74	-554.00	19.91	-1709.28	-1539.63
22	11	DX358	SLU_ENV_NL	Max	47338.25	13625.10	-19.87	1707.19	274.65
22	11	DX345	SLU_ENV_NL	Max	47286.81	14602.25	117.39	90.80	274.65
22	11	DX346	SLU_ENV_NL	Max	-27484.95	-7648.45	374.19	90.80	1552.04
22	11	DX359	SLU_ENV_NL	Max	-28098.88	-8992.86	40.08	1707.19	1552.04
22	11	DX358	SLU_ENV_NL	Min	-3191.25	-237.83	-216.72	-557.11	-1543.09
22	11	DX345	SLU_ENV_NL	Min	-1289.71	-985.33	-10.47	-1900.19	-1543.09
22	11	DX346	SLU_ENV_NL	Min	-35167.45	-11602.21	48.95	-1900.19	-281.25
22	11	DX359	SLU_ENV_NL	Min	-31481.87	-9149.76	39.55	-557.11	-281.25
24	12	DX361	SLU_ENV_NL	Max	6421.28	-742.18	2220.89	765.58	2597.04
24	12	DX348	SLU_ENV_NL	Max	14039.86	2737.00	460.54	3663.84	2597.04
24	12	DX349	SLU_ENV_NL	Max	131664.90	38875.19	1054.00	3663.84	819.68
24	12	DX362	SLU_ENV_NL	Max	129140.43	39382.23	223.07	765.58	819.68
24	12	DX361	SLU_ENV_NL	Min	-74564.80	-20726.18	-931.44	-2370.45	-835.33
24	12	DX348	SLU_ENV_NL	Min	-81758.09	-24137.47	-100.51	-1161.02	-835.33
24	12	DX349	SLU_ENV_NL	Min	-51140.57	-14943.41	-3057.37	-1161.02	-2586.60
24	12	DX362	SLU_ENV_NL	Min	-55931.64	-17340.19	-1297.02	-2370.45	-2586.60
27	13	DX341	SLU_ENV_NL	Max	132181.97	40562.23	2278.50	3352.81	1327.25
27	13	DX328	SLU_ENV_NL	Max	134460.66	39493.83	500.32	1769.60	1327.25
27	13	DX329	SLU_ENV_NL	Max	21752.86	9272.44	1272.35	1769.60	3480.01
27	13	DX342	SLU_ENV_NL	Max	15496.64	5895.63	627.11	3352.81	3480.01
27	13	DX341	SLU_ENV_NL	Min	-52023.98	-16191.17	-1481.05	-1336.31	-3463.60
27	13	DX328	SLU_ENV_NL	Min	-50465.64	-14480.59	-835.81	-4730.27	-3463.60
27	13	DX329	SLU_ENV_NL	Min	-94053.29	-29788.39	-1577.67	-4730.27	-1340.81
27	13	DX342	SLU_ENV_NL	Min	-83547.79	-24698.29	200.51	-1336.31	-1340.81
29	14	DX344	SLU_ENV_NL	Max	-27713.95	-8646.75	113.29	927.32	2041.53
29	14	DX331	SLU_ENV_NL	Max	-26104.02	-7129.32	103.67	2487.68	2041.53
29	14	DX332	SLU_ENV_NL	Max	46300.60	14563.58	347.43	2487.68	595.96
29	14	DX345	SLU_ENV_NL	Max	46732.21	13412.54	30.38	927.32	595.96
29	14	DX344	SLU_ENV_NL	Min	-34285.47	-9072.39	-449.39	-2257.03	-604.20
29	14	DX331	SLU_ENV_NL	Min	-39077.08	-12093.27	32.90	-471.44	-604.20
29	14	DX332	SLU_ENV_NL	Min	1817.82	-394.58	-50.01	-471.44	-2029.48
29	14	DX345	SLU_ENV_NL	Min	-879.84	682.02	-205.63	-2257.03	-2029.48
30	15	DX345	SLU_ENV_NL	Max	46732.22	13412.54	194.59	2257.06	595.97
30	15	DX332	SLU_ENV_NL	Max	46300.75	14563.62	50.07	471.46	595.97
30	15	DX333	SLU_ENV_NL	Max	-26104.36	-7129.40	-32.95	471.46	2046.91
30	15	DX346	SLU_ENV_NL	Max	-27714.50	-8944.01	445.73	2257.06	2046.91
30	15	DX345	SLU_ENV_NL	Min	171.63	998.20	-30.30	-927.35	-2034.82
30	15	DX332	SLU_ENV_NL	Min	2863.27	-81.69	-344.34	-2500.20	-2034.82
30	15	DX333	SLU_ENV_NL	Min	-40048.90	-12402.79	-93.20	-2500.20	-604.22
30	15	DX346	SLU_ENV_NL	Min	-35236.27	-9072.53	-113.32	-927.35	-604.22
32	16	DX348	SLU_ENV_NL	Max	15496.83	5895.55	-200.41	1336.31	3453.36
32	16	DX335	SLU_ENV_NL	Max	21753.16	9272.40	1577.63	4703.41	3453.36
32	16	DX336	SLU_ENV_NL	Max	136017.26	39936.12	833.92	4703.41	1327.25
32	16	DX349	SLU_ENV_NL	Max	133795.82	41091.37	1480.39	1336.31	1327.25
32	16	DX348	SLU_ENV_NL	Min	-83368.05	-24617.06	-633.28	-3317.24	-1340.81
32	16	DX335	SLU_ENV_NL	Min	-93869.41	-29741.89	-1279.75	-1769.60	-1340.81
32	16	DX336	SLU_ENV_NL	Min	-50465.88	-14480.65	-500.42	-1769.60	-3436.62
32	16	DX349	SLU_ENV_NL	Min	-52024.34	-16191.26	-2278.47	-3317.24	-3436.62
35	17	DX328	SLU_ENV_NL	Max	137150.68	42277.27	189.31	4103.62	1648.81
35	17	DX315	SLU_ENV_NL	Max	141470.12	41360.62	1748.87	2161.56	1648.81
35	17	DX316	SLU_ENV_NL	Max	26827.99	7088.20	411.96	2161.56	4172.71
35	17	DX329	SLU_ENV_NL	Max	20734.63	3493.63	1093.54	4103.62	4172.71
35	17	DX328	SLU_ENV_NL	Min	-51756.04	-16397.23	-557.42	-1693.40	-4155.35
35	17	DX315	SLU_ENV_NL	Min	-51665.18	-14773.97	-1239.00	-5591.11	-4155.35
35	17	DX316	SLU_ENV_NL	Min	-106186.59	-32084.15	222.37	-5591.11	-1662.72
35	17	DX329	SLU_ENV_NL	Min	-94918.05	-26487.62	-1337.19	-1693.40	-1662.72
37	18	DX331	SLU_ENV_NL	Max	-26377.21	-9019.40	74.11	1013.16	2280.33
37	18	DX318	SLU_ENV_NL	Max	-24742.64	-6489.57	-24.78	2796.41	2280.33
37	18	DX319	SLU_ENV_NL	Max	44992.09	14242.63	-11.19	2796.41	675.38
37	18	DX332	SLU_ENV_NL	Max	45457.47	12732.61	359.21	1013.16	675.38
37	18	DX331	SLU_ENV_NL	Min	-39841.01	-11182.12	5.74	-2500.88	-686.14
37	18	DX318	SLU_ENV_NL	Min	-45224.38	-15478.13	-513.25	-573.68	-686.14
37	18	DX319	SLU_ENV_NL	Min	6451.90	818.94	-228.14	-573.68	-2264.80
37	18	DX332	SLU_ENV_NL	Min	3679.53	2353.54	19.34	-2500.88	-2264.80
38	19	DX332	SLU_ENV_NL	Max	45457.60	12732.64	-19.34	2501.77	675.40
38	19	DX319	SLU_ENV_NL	Max	44992.16	14242.65	218.01	573.70	675.40
38	19	DX320	SLU_ENV_NL	Max	-24742.94	-6489.66	508.13	573.70	2286.47
38	19	DX333	SLU_ENV_NL	Max	-26377.54	-9019.50	-5.73	2501.77	2286.47
38	19	DX332	SLU_ENV_NL	Min	4728.41	2668.94	-355.18	-1013.20	-2270.91
38	19	DX319	SLU_ENV_NL	Min	7503.22	1133.60	11.18	-2809.87	-2270.91
38	19	DX320	SLU_ENV_NL	Min	-46207.71	-15757.43	24.79	-2809.87	-686.16
38	19	DX333	SLU_ENV_NL	Min	-40804.09	-11453.55	-65.05	-1013.20	-686.16
40	20	DX335	SLU_ENV_NL	Max	20735.02	3493.88	1337.15	1693.40	4140.04
40	20	DX322	SLU_ENV_NL	Max	26828.47	7088.48	-222.27	5556.93	4140.04
40	20	DX323	SLU_ENV_NL	Max	142954.27	41758.70	1238.85	5556.93	1648.81
40	20	DX336	SLU_ENV_NL	Max	138712.51	42777.72	559.16	1693.40	1648.81
40	20	DX335	SLU_ENV_NL	Min	-94713.86	-26414.14	-1102.02	-4061.28	-1662.72
40	20	DX322	SLU_ENV_NL	Min	-105978.84	-32052.53	-422.33	-2161.56	-1662.72
40	20	DX323	SLU_ENV_NL	Min	-51665.34	-14774.03	-1748.83	-2161.56	-4122.29
40	20	DX336	SLU_ENV_NL	Min	-51756.29	-16397.32	-189.40	-4061.28	-4122.29



Autorità Portuale di Taranto
Interventi per il dragaggio di 2,3 M m³ di sedimenti in area Molo Polisettoriale e per la realizzazione di un primo lotto della cassa di colmata funzionale all'ampliamento del V Sporgente del Porto di Taranto

Allegati alla relazione di calcolo strutturale allineamento "BC"

Data 05/2016
Rev. B
c.d.c.: C296A
514B



42	845	DX23	SLU_ENV_NL	Max	166718.38	49991.78	2113.72	1516.03	23.73
42	845	DX36	SLU_ENV_NL	Max	172394.53	51742.09	3545.07	1281.69	23.73
42	845	SX36	SLU_ENV_NL	Max	143087.58	42929.18	1163.47	1281.69	141.20
42	845	SX23	SLU_ENV_NL	Max	139159.18	41744.85	-267.88	1516.03	141.20
42	845	DX23	SLU_ENV_NL	Min	-241428.37	-72423.97	-909.02	-1307.00	-135.31
42	845	DX36	SLU_ENV_NL	Min	-237454.94	-71241.02	-3734.65	-1271.53	-135.31
42	845	SX36	SLU_ENV_NL	Min	-240372.28	-72137.14	-5751.11	-1271.53	-18.13
42	845	SX23	SLU_ENV_NL	Min	-246345.87	-73878.31	-2925.47	-1307.00	-18.13
43	21	DX315	SLU_ENV_NL	Max	144659.24	44788.03	1954.18	4696.58	1892.94
43	21	DX302	SLU_ENV_NL	Max	148311.29	43169.06	450.56	2476.29	1892.94
43	21	DX303	SLU_ENV_NL	Max	35516.06	13425.54	1512.84	2476.29	4742.91
43	21	DX316	SLU_ENV_NL	Max	28269.00	9061.41	831.20	4696.58	4742.91
43	21	DX315	SLU_ENV_NL	Min	-53132.83	-16836.00	-1675.05	-1950.63	-4719.78
43	21	DX302	SLU_ENV_NL	Min	-52612.55	-14829.44	-993.41	-6318.98	-4719.78
43	21	DX303	SLU_ENV_NL	Min	-122052.60	-38697.46	-1484.81	-6318.98	-1909.92
43	21	DX316	SLU_ENV_NL	Min	-108213.27	-31636.76	18.81	-1950.63	-1909.92
44	846	DX36	SLU_ENV_NL	Max	172148.78	51508.89	2803.11	2046.05	285.75
44	846	DX49	SLU_ENV_NL	Max	176717.67	53151.05	2135.83	741.72	285.75
44	846	SX49	SLU_ENV_NL	Max	149956.77	45035.61	-80.27	741.72	773.50
44	846	SX36	SLU_ENV_NL	Max	143006.36	42853.33	587.01	2046.05	773.50
44	846	DX36	SLU_ENV_NL	Min	-237372.27	-71160.30	-5521.79	-1525.70	-765.61
44	846	DX49	SLU_ENV_NL	Min	-229817.41	-68996.60	-7463.91	-1049.51	-765.61
44	846	SX49	SLU_ENV_NL	Min	-233900.67	-70308.25	-9846.98	-1049.51	-276.16
44	846	SX36	SLU_ENV_NL	Min	-240125.20	-71899.51	-7904.86	-1525.70	-276.16
45	22	DX318	SLU_ENV_NL	Max	-25066.84	-8559.76	10.32	932.64	2301.14
45	22	DX305	SLU_ENV_NL	Max	-23373.62	-5931.35	135.22	2850.82	2301.14
45	22	DX306	SLU_ENV_NL	Max	43752.77	14100.94	386.95	2850.82	612.80
45	22	DX319	SLU_ENV_NL	Max	44117.13	12315.62	8.20	932.64	612.80
45	22	DX318	SLU_ENV_NL	Min	-45066.21	-11291.32	-490.37	-2492.37	-624.56
45	22	DX305	SLU_ENV_NL	Min	-50623.69	-15982.28	-19.82	-509.48	-624.56
45	22	DX306	SLU_ENV_NL	Min	11286.20	1974.16	-21.95	-509.48	-2283.37
45	22	DX319	SLU_ENV_NL	Min	8489.55	3951.50	-238.65	-2492.37	-2283.37
46	23	DX319	SLU_ENV_NL	Max	44117.18	12315.63	224.57	2496.59	612.81
46	23	DX306	SLU_ENV_NL	Max	43752.90	14100.98	21.99	509.51	612.81
46	23	DX307	SLU_ENV_NL	Max	-23373.73	-5931.39	19.78	509.51	2310.27
46	23	DX320	SLU_ENV_NL	Max	-25067.13	-8559.85	487.88	2496.59	2310.27
46	23	DX319	SLU_ENV_NL	Min	9545.39	4269.47	-8.15	-932.67	-2292.44
46	23	DX306	SLU_ENV_NL	Min	12334.74	2287.50	-382.55	-2867.88	-2292.44
46	23	DX307	SLU_ENV_NL	Min	-51656.02	-16315.93	-119.24	-2867.88	-624.58
46	23	DX320	SLU_ENV_NL	Min	-46063.76	-11606.27	-10.36	-932.67	-624.58
48	24	DX322	SLU_ENV_NL	Max	28269.40	9061.41	-18.81	1950.63	4705.78
48	24	DX309	SLU_ENV_NL	Max	35516.25	13425.47	1484.69	6279.24	4705.78
48	24	DX310	SLU_ENV_NL	Max	149703.26	43551.66	1007.10	6279.24	1892.95
48	24	DX323	SLU_ENV_NL	Max	146160.72	45292.21	1683.04	1950.63	1892.95
48	24	DX322	SLU_ENV_NL	Min	-107966.48	-31523.32	-848.37	-4649.34	-1909.92
48	24	DX309	SLU_ENV_NL	Min	-121824.45	-38635.99	-1524.31	-2476.30	-1909.92
48	24	DX310	SLU_ENV_NL	Min	-52612.95	-14829.56	-450.55	-2476.30	-4682.19
48	24	DX323	SLU_ENV_NL	Min	-53132.99	-16836.04	-1954.04	-4649.34	-4682.19
51	25	DX302	SLU_ENV_NL	Max	151911.23	47175.47	697.85	5066.23	2349.52
51	25	DX289	SLU_ENV_NL	Max	157090.26	45596.93	2498.52	3036.71	2349.52
51	25	DX290	SLU_ENV_NL	Max	44031.06	12262.16	780.88	3036.71	5122.47
51	25	DX303	SLU_ENV_NL	Max	34642.55	7096.11	1304.36	5066.23	5122.47
51	25	DX302	SLU_ENV_NL	Min	-54451.73	-17542.30	-789.19	-2457.11	-5099.05
51	25	DX289	SLU_ENV_NL	Min	-53800.40	-15082.53	-1312.68	-6832.68	-5099.05
51	25	DX290	SLU_ENV_NL	Min	-137421.68	-41978.90	-63.33	-6832.68	-2369.84
51	25	DX303	SLU_ENV_NL	Min	-123271.64	-34767.55	-1864.01	-2457.11	-2369.84
53	26	DX305	SLU_ENV_NL	Max	-23852.51	-8514.30	263.07	1005.73	2001.47
53	26	DX292	SLU_ENV_NL	Max	-21924.38	-5160.86	94.18	2532.12	2001.47
53	26	DX293	SLU_ENV_NL	Max	42592.14	13846.45	49.31	2532.12	680.88
53	26	DX306	SLU_ENV_NL	Max	42698.70	11574.01	442.63	1005.73	680.88
53	26	DX305	SLU_ENV_NL	Min	-51154.59	-14339.18	16.18	-2109.63	-695.87
53	26	DX292	SLU_ENV_NL	Min	-56036.49	-19407.83	-542.05	-598.85	-695.87
53	26	DX293	SLU_ENV_NL	Min	15481.49	3145.47	-362.50	-598.85	-1981.21
53	26	DX306	SLU_ENV_NL	Min	13421.64	5679.54	-28.69	-2109.63	-1981.21
54	27	DX306	SLU_ENV_NL	Max	42698.82	11574.05	28.69	2115.65	680.90
54	27	DX293	SLU_ENV_NL	Max	42592.17	13846.46	340.96	598.88	680.90
54	27	DX294	SLU_ENV_NL	Max	-21924.45	-5160.88	534.35	598.88	2012.21
54	27	DX307	SLU_ENV_NL	Max	-23852.61	-8514.34	-16.16	2115.65	2012.21
54	27	DX306	SLU_ENV_NL	Min	14476.18	5997.13	-439.24	-1005.77	-1991.90
54	27	DX293	SLU_ENV_NL	Min	16533.14	3459.73	-49.31	-2551.15	-1991.90
54	27	DX294	SLU_ENV_NL	Min	-57100.91	-19699.20	-94.15	-2551.15	-695.89
54	27	DX307	SLU_ENV_NL	Min	-52174.55	-14615.86	-245.85	-1005.77	-695.89
56	28	DX309	SLU_ENV_NL	Max	34642.81	7096.27	1864.06	2457.11	5079.41
56	28	DX296	SLU_ENV_NL	Max	44031.67	12262.44	63.47	6785.64	5079.41
56	28	DX297	SLU_ENV_NL	Max	158368.03	45925.02	1312.98	6785.64	2349.52
56	28	DX310	SLU_ENV_NL	Max	153309.26	47634.42	803.57	2457.11	2349.52
56	28	DX309	SLU_ENV_NL	Min	-123021.69	-34689.56	-1313.76	-5012.42	-2369.84
56	28	DX296	SLU_ENV_NL	Min	-137178.97	-41955.38	-804.35	-3036.72	-2369.84
56	28	DX297	SLU_ENV_NL	Min	-53800.46	-15082.54	-2498.59	-3036.72	-5055.49
56	28	DX310	SLU_ENV_NL	Min	-54452.14	-17542.44	-698.00	-5012.42	-5055.49
59	29	DX289	SLU_ENV_NL	Max	161044.34	50183.38	2706.93	5385.36	2785.82



Autorità Portuale di Taranto
Interventi per il dragaggio di 2,3 M³ di sedimenti in area Molo Polisettoriale e per la realizzazione di un primo lotto della cassa di colmata funzionale all'ampliamento del V Sporgente del Porto di Taranto

Allegati alla relazione di calcolo strutturale allineamento "BC"

Data 05/2016
Rev. B
c.d.c.: C296A
514B



59	29	DX276	SLU_ENV_NL	Max	170502.23	49307.41	1371.41	3588.74	2785.82
59	29	DX277	SLU_ENV_NL	Max	56789.65	20680.31	1067.29	3588.74	5465.48
59	29	DX290	SLU_ENV_NL	Max	45863.08	14241.52	-288.12	5385.36	5465.48
59	29	DX289	SLU_ENV_NL	Min	-55942.70	-18096.15	-177.70	-2926.52	-5444.39
59	29	DX276	SLU_ENV_NL	Min	-54974.35	-15094.28	860.81	-7314.86	-5444.39
59	29	DX277	SLU_ENV_NL	Min	-150820.73	-48725.18	-2134.24	-7314.86	-2810.98
59	29	DX290	SLU_ENV_NL	Min	-139912.51	-41687.84	-481.82	-2926.52	-2810.98
61	30	DX292	SLU_ENV_NL	Max	-22634.61	-8497.78	77.65	908.13	1489.72
61	30	DX279	SLU_ENV_NL	Max	-20769.67	-4857.52	466.59	1956.92	1489.72
61	30	DX280	SLU_ENV_NL	Max	41435.28	13854.27	431.57	1956.92	602.45
61	30	DX293	SLU_ENV_NL	Max	41481.63	11114.24	108.35	908.13	602.45
61	30	DX292	SLU_ENV_NL	Min	-55150.77	-13713.39	-336.62	-1490.02	-619.45
61	30	DX279	SLU_ENV_NL	Min	-58922.98	-18761.10	-135.82	-515.98	-619.45
61	30	DX280	SLU_ENV_NL	Min	18869.66	3806.57	-105.13	-515.98	-1467.79
61	30	DX293	SLU_ENV_NL	Min	17457.12	6988.86	-371.65	-1490.02	-1467.79
62	31	DX293	SLU_ENV_NL	Max	41481.64	11114.24	346.73	1501.57	602.47
62	31	DX280	SLU_ENV_NL	Max	41435.36	13854.30	105.15	516.01	602.47
62	31	DX281	SLU_ENV_NL	Max	-20769.54	-4857.45	135.77	516.01	1505.45
62	31	DX294	SLU_ENV_NL	Max	-22634.65	-8497.77	331.11	1501.57	1505.45
62	31	DX293	SLU_ENV_NL	Min	18516.71	7308.76	-108.30	-908.16	-1483.42
62	31	DX280	SLU_ENV_NL	Min	19919.75	4119.57	-427.78	-1981.97	-1483.42
62	31	DX281	SLU_ENV_NL	Min	-60072.07	-19142.59	-443.39	-1981.97	-619.47
62	31	DX294	SLU_ENV_NL	Min	-56239.73	-14065.71	-77.68	-908.16	-619.47
64	32	DX296	SLU_ENV_NL	Max	45863.65	14241.65	487.92	2926.53	5418.40
64	32	DX283	SLU_ENV_NL	Max	56789.92	20680.33	2134.13	7262.76	5418.40
64	32	DX284	SLU_ENV_NL	Max	171768.69	49643.85	-860.72	7262.76	2785.83
64	32	DX297	SLU_ENV_NL	Max	162339.22	50631.90	149.29	2926.53	2785.83
64	32	DX296	SLU_ENV_NL	Min	-139619.80	-41561.03	288.06	-5327.41	-2810.99
64	32	DX283	SLU_ENV_NL	Min	-150436.70	-48625.07	-1058.22	-3588.75	-2810.99
64	32	DX284	SLU_ENV_NL	Min	-54974.77	-15094.41	-1396.86	-3588.75	-5396.94
64	32	DX297	SLU_ENV_NL	Min	-55942.76	-18096.16	-2706.79	-5327.41	-5396.94
67	33	DX276	SLU_ENV_NL	Max	217918.80	67506.93	2111.60	4408.39	2613.81
67	33	DX263	SLU_ENV_NL	Max	228371.02	66422.25	1793.18	3623.30	2613.81
67	33	DX264	SLU_ENV_NL	Max	78027.54	23096.72	33.31	3623.30	5180.63
67	33	DX277	SLU_ENV_NL	Max	70119.03	17802.45	-143.59	4408.39	5180.63
67	33	DX276	SLU_ENV_NL	Min	-71512.62	-23028.98	308.30	-2494.39	-5158.94
67	33	DX263	SLU_ENV_NL	Min	-71606.65	-20022.06	1175.41	-7627.94	-5158.94
67	33	DX264	SLU_ENV_NL	Min	-194973.88	-59141.03	-1079.78	-7627.94	-2641.46
67	33	DX277	SLU_ENV_NL	Min	-189397.95	-53715.91	-1451.57	-2494.39	-2641.46
69	34	DX279	SLU_ENV_NL	Max	-26663.62	-9206.31	920.63	538.13	963.85
69	34	DX266	SLU_ENV_NL	Max	-25744.12	-5569.13	174.62	1495.92	963.85
69	34	DX267	SLU_ENV_NL	Max	51321.39	16783.09	254.64	1495.92	193.77
69	34	DX280	SLU_ENV_NL	Max	50453.90	13646.46	671.17	538.13	193.77
69	34	DX279	SLU_ENV_NL	Min	-73673.97	-21324.57	-269.24	-716.30	-216.33
69	34	DX266	SLU_ENV_NL	Min	-75682.16	-26401.61	-470.20	60.17	-216.33
69	34	DX267	SLU_ENV_NL	Min	25826.80	5881.17	-719.66	60.17	-934.25
69	34	DX280	SLU_ENV_NL	Min	25725.06	9690.56	-189.22	-716.30	-934.25
70	35	DX280	SLU_ENV_NL	Max	50453.98	13646.48	189.16	724.99	193.78
70	35	DX267	SLU_ENV_NL	Max	51321.28	16783.06	695.64	-60.15	193.78
70	35	DX268	SLU_ENV_NL	Max	-25744.10	-5569.13	461.03	-60.15	980.56
70	35	DX281	SLU_ENV_NL	Max	-26663.46	-9206.28	269.28	724.99	980.56
70	35	DX280	SLU_ENV_NL	Min	27048.76	10090.31	-662.83	-538.16	-950.88
70	35	DX267	SLU_ENV_NL	Min	27150.50	6275.63	-254.69	-1526.10	-950.88
70	35	DX268	SLU_ENV_NL	Min	-77152.23	-26807.09	-174.57	-1526.10	-216.35
70	35	DX281	SLU_ENV_NL	Min	-75091.75	-21711.05	-897.43	-538.16	-216.35
72	36	DX283	SLU_ENV_NL	Max	70119.40	17802.55	1451.66	2494.39	5131.43
72	36	DX270	SLU_ENV_NL	Max	78028.30	23096.96	1075.80	7574.24	5131.43
72	36	DX271	SLU_ENV_NL	Max	229873.16	66814.35	-1176.27	7574.24	2613.82
72	36	DX284	SLU_ENV_NL	Max	219503.70	68018.78	-308.43	2494.39	2613.82
72	36	DX283	SLU_ENV_NL	Min	-188874.45	-53531.09	130.95	-4346.88	-2641.47
72	36	DX270	SLU_ENV_NL	Min	-194428.16	-59007.11	-33.22	-3623.31	-2641.47
72	36	DX271	SLU_ENV_NL	Min	-71606.81	-20022.10	-1793.31	-3623.31	-5109.17
72	36	DX284	SLU_ENV_NL	Min	-71513.16	-23029.15	-2121.12	-4346.88	-5109.17
75	37	DX263	SLU_ENV_NL	Max	233691.22	72798.02	2224.82	6035.94	3542.10
75	37	DX250	SLU_ENV_NL	Max	240480.04	69498.97	881.90	4764.64	3542.10
75	37	DX251	SLU_ENV_NL	Max	91092.59	30643.75	985.17	4764.64	6676.17
75	37	DX264	SLU_ENV_NL	Max	79930.50	23539.71	638.89	6035.94	6676.17
75	37	DX263	SLU_ENV_NL	Min	-74656.25	-24287.20	-440.63	-3524.87	-6635.35
75	37	DX250	SLU_ENV_NL	Min	-74189.40	-20366.14	-94.35	-9460.05	-6635.35
75	37	DX251	SLU_ENV_NL	Min	-211498.87	-66060.67	-1868.46	-9460.05	-3578.83
75	37	DX264	SLU_ENV_NL	Min	-197771.05	-57106.72	-525.54	-3524.87	-3578.83
77	38	DX266	SLU_ENV_NL	Max	-27230.67	-10632.85	135.13	314.96	793.00
77	38	DX253	SLU_ENV_NL	Max	-26554.91	-6616.42	1136.19	1300.67	793.00
77	38	DX254	SLU_ENV_NL	Max	51400.11	17145.38	693.87	1300.67	-1.48
77	38	DX267	SLU_ENV_NL	Max	50276.81	13409.70	307.89	314.96	-1.48
77	38	DX266	SLU_ENV_NL	Min	-73596.43	-17940.30	-315.39	-508.73	-24.35
77	38	DX253	SLU_ENV_NL	Min	-75226.78	-23529.15	-414.23	288.31	-24.35
77	38	DX254	SLU_ENV_NL	Min	27607.87	5982.02	-241.47	288.31	-759.48
77	38	DX267	SLU_ENV_NL	Min	27651.86	10455.82	-757.71	-508.73	-759.48
78	39	DX267	SLU_ENV_NL	Max	50276.68	13409.66	729.33	529.31	-1.46
78	39	DX254	SLU_ENV_NL	Max	51399.93	17145.33	241.44	-288.29	-1.46



Autorità Portuale di Taranto
Interventi per il dragaggio di 2,3 M m³ di sedimenti in area Molo Polisettoriale e per la realizzazione di un primo lotto della cassa di colmata funzionale all'ampliamento del V Sporgente del Porto di Taranto

Allegati alla relazione di calcolo strutturale allineamento "BC"

Data 05/2016
Rev. B
c.d.c.: C296A
514B

78	39	DX255	SLU_ENV_NL	Max	-26554.89	-6616.39	414.21	-288.29	820.34
78	39	DX268	SLU_ENV_NL	Max	-27230.63	-10632.81	310.40	529.31	820.34
78	39	DX267	SLU_ENV_NL	Min	28991.62	10862.25	-307.90	-314.98	-786.66
78	39	DX254	SLU_ENV_NL	Min	28943.45	6378.19	-687.93	-1343.64	-786.66
78	39	DX255	SLU_ENV_NL	Min	-76813.37	-24048.95	-1106.86	-1343.64	-24.36
78	39	DX268	SLU_ENV_NL	Min	-75102.00	-18422.53	-135.13	-314.98	-24.36
79	847	DX49	SLU_ENV_NL	Max	176018.77	52486.29	2002.67	2913.52	970.58
79	847	DX62	SLU_ENV_NL	Max	185676.79	56022.38	1413.84	-154.05	970.58
79	847	SX62	SLU_ENV_NL	Max	161375.34	48580.71	-5605.49	-154.05	1818.83
79	847	SX49	SLU_ENV_NL	Max	149621.08	44718.21	-5016.67	2913.52	1818.83
79	847	DX49	SLU_ENV_NL	Min	-229478.94	-68669.92	-4960.44	-2095.12	-1800.89
79	847	DX62	SLU_ENV_NL	Min	-215657.36	-64870.97	-6060.44	-466.47	-1800.89
79	847	SX62	SLU_ENV_NL	Min	-219647.46	-66218.82	-12756.99	-466.47	-951.23
79	847	SX49	SLU_ENV_NL	Min	-233199.28	-69635.20	-11656.99	-2095.12	-951.23
80	40	DX270	SLU_ENV_NL	Max	79931.27	23539.99	525.44	3524.89	6616.45
80	40	DX257	SLU_ENV_NL	Max	91093.11	30643.94	1868.40	9393.31	6616.45
80	40	DX258	SLU_ENV_NL	Max	241805.51	69850.25	121.13	9393.31	3542.13
80	40	DX271	SLU_ENV_NL	Max	235203.03	73317.86	466.85	3524.89	3542.13
80	40	DX270	SLU_ENV_NL	Min	-197168.91	-56880.20	-667.35	-5962.65	-3578.85
80	40	DX257	SLU_ENV_NL	Min	-210952.37	-65920.75	-1013.07	-4764.67	-3578.85
80	40	DX258	SLU_ENV_NL	Min	-74189.92	-20366.30	-881.78	-4764.67	-6574.78
80	40	DX271	SLU_ENV_NL	Min	-74656.43	-24287.26	-2224.75	-5962.65	-6574.78
81	894	SX187	SLU_ENV_NL	Max	26640.58	9831.63	17542.22	19475.83	21024.22
81	894	SX173	SLU_ENV_NL	Max	72256.26	19837.43	128541.16	19610.71	21024.22
81	894	DX173	SLU_ENV_NL	Max	69788.29	19124.63	129817.40	19610.71	21350.62
81	894	DX187	SLU_ENV_NL	Max	23606.98	8893.95	18818.46	19475.83	21350.62
81	894	SX187	SLU_ENV_NL	Min	-36588.57	-12785.37	-30435.84	-19176.74	-21360.70
81	894	SX173	SLU_ENV_NL	Min	-62188.36	-16847.71	-138293.03	-19910.68	-21360.70
81	894	DX173	SLU_ENV_NL	Min	-60467.71	-16303.19	-134973.03	-19910.68	-21037.48
81	894	DX187	SLU_ENV_NL	Min	-33193.65	-11795.22	-27115.84	-19176.74	-21037.48
83	41	DX250	SLU_ENV_NL	Max	246670.04	76760.65	1277.36	6558.83	4513.18
83	41	DX237	SLU_ENV_NL	Max	255587.93	73985.93	2932.96	5962.52	4513.18
83	41	DX238	SLU_ENV_NL	Max	106121.14	31665.96	569.11	5962.52	7225.67
83	41	DX251	SLU_ENV_NL	Max	91323.16	23626.37	688.26	6558.83	7225.67
83	41	DX250	SLU_ENV_NL	Min	-78104.64	-25631.00	135.14	-4593.40	-7188.06
83	41	DX237	SLU_ENV_NL	Min	-77690.39	-21213.63	16.00	-10220.25	-7188.06
83	41	DX238	SLU_ENV_NL	Min	-228193.25	-70269.37	-859.42	-10220.25	-4554.67
83	41	DX251	SLU_ENV_NL	Min	-214218.23	-61753.56	-2515.01	-4593.40	-4554.67
85	42	DX253	SLU_ENV_NL	Max	-27541.46	-9487.11	1503.95	1124.84	297.27
85	42	DX240	SLU_ENV_NL	Max	-27445.04	-5325.41	314.87	668.20	297.27
85	42	DX241	SLU_ENV_NL	Max	52325.18	17348.64	450.22	668.20	640.59
85	42	DX254	SLU_ENV_NL	Max	50404.27	13408.11	870.66	1124.84	640.59
85	42	DX253	SLU_ENV_NL	Min	-74761.01	-22046.81	-440.14	-56.19	-609.93
85	42	DX240	SLU_ENV_NL	Min	-73510.16	-26777.66	-499.09	-332.63	-609.93
85	42	DX241	SLU_ENV_NL	Min	26895.90	6169.72	-1132.39	-332.63	-324.26
85	42	DX254	SLU_ENV_NL	Min	28984.64	10641.51	-304.79	-56.19	-324.26
86	43	DX254	SLU_ENV_NL	Max	50404.08	13408.05	304.73	56.18	605.62
86	43	DX241	SLU_ENV_NL	Max	52324.88	17348.55	1097.81	280.16	605.62
86	43	DX242	SLU_ENV_NL	Max	-27445.15	-5325.49	500.62	280.16	297.26
86	43	DX255	SLU_ENV_NL	Max	-27541.45	-9487.16	440.14	56.18	297.26
86	43	DX254	SLU_ENV_NL	Min	30343.29	11054.54	-869.97	-1095.62	-324.25
86	43	DX241	SLU_ENV_NL	Min	28250.11	6570.55	-450.25	-668.19	-324.25
86	43	DX242	SLU_ENV_NL	Min	-75208.39	-27247.53	-314.83	-668.19	-574.80
86	43	DX255	SLU_ENV_NL	Min	-76339.27	-22478.83	-1467.16	-1095.62	-574.80
87	895	DX175	SLU_ENV_NL	Max	18696.03	5723.42	66440.66	1128.47	1331.42
87	895	SX175	SLU_ENV_NL	Max	12138.33	3701.33	65972.63	1128.47	689.03
87	895	SX187	SLU_ENV_NL	Max	22024.30	6547.46	105592.92	737.77	689.03
87	895	DX187	SLU_ENV_NL	Max	21754.11	6411.62	106060.94	737.77	1331.42
87	895	DX175	SLU_ENV_NL	Min	-33500.89	-10108.44	-63572.31	-526.36	-681.80
87	895	SX175	SLU_ENV_NL	Min	-22989.49	-7011.44	-60567.84	-526.36	-1331.33
87	895	SX187	SLU_ENV_NL	Min	-24475.57	-7228.08	-96719.38	-1327.00	-1331.33
87	895	DX187	SLU_ENV_NL	Min	-25954.35	-7728.14	-99723.86	-1327.00	-681.80
88	44	DX257	SLU_ENV_NL	Max	91323.65	23626.45	2515.09	4593.42	7155.82
88	44	DX244	SLU_ENV_NL	Max	106121.85	31666.11	859.43	10140.89	7155.82
88	44	DX245	SLU_ENV_NL	Max	256682.58	74252.74	23.24	10140.89	4513.20
88	44	DX258	SLU_ENV_NL	Max	247988.00	77201.97	-100.15	4593.42	4513.20
88	44	DX257	SLU_ENV_NL	Min	-213615.61	-61541.64	-720.66	-6474.56	-4554.70
88	44	DX244	SLU_ENV_NL	Min	-227649.24	-70142.96	-597.26	-5962.55	-4554.70
88	44	DX245	SLU_ENV_NL	Min	-77690.77	-21213.72	-2933.05	-5962.55	-7117.34
88	44	DX258	SLU_ENV_NL	Min	-78105.17	-25631.16	-1277.38	-6474.56	-7117.34
89	896	DX179	SLU_ENV_NL	Max	69577.07	19067.28	133693.16	19910.89	21350.86
89	896	SX179	SLU_ENV_NL	Max	72256.61	19837.51	137047.67	19910.89	20953.81
89	896	SX191	SLU_ENV_NL	Max	26640.32	9831.57	29249.14	19114.00	20953.81
89	896	DX191	SLU_ENV_NL	Max	23183.06	8760.76	25894.63	19114.00	21350.86
89	896	DX179	SLU_ENV_NL	Min	-60467.60	-16303.13	-129818.13	-19543.88	-20967.37
89	896	SX179	SLU_ENV_NL	Min	-61371.63	-16608.77	-128541.86	-19543.88	-21360.94
89	896	SX191	SLU_ENV_NL	Min	-36224.33	-12670.02	-17541.56	-19476.05	-21360.94
89	896	DX191	SLU_ENV_NL	Min	-33193.35	-11795.15	-18817.83	-19476.05	-20967.37
91	45	DX237	SLU_ENV_NL	Max	262110.43	81393.38	3022.49	6834.10	5693.75
91	45	DX224	SLU_ENV_NL	Max	266598.47	77218.46	1149.02	7432.83	5693.75
91	45	DX225	SLU_ENV_NL	Max	126808.13	41976.94	2069.73	7432.83	7578.65



91	45	DX238	SLU_ENV_NL	Max	109475.41	32936.00	2035.03	6834.10	7578.65
91	45	DX237	SLU_ENV_NL	Min	-82408.95	-27031.29	-1638.51	-5875.55	-7531.43
91	45	DX224	SLU_ENV_NL	Min	-83095.61	-22621.86	-1603.81	-10755.61	-7531.43
91	45	DX225	SLU_ENV_NL	Min	-251458.77	-77302.63	-3018.68	-10755.61	-5738.55
91	45	DX238	SLU_ENV_NL	Min	-231603.71	-67303.34	-1145.21	-5875.55	-5738.55
93	46	DX240	SLU_ENV_NL	Max	-29697.41	-11648.90	195.92	3423.74	764.99
93	46	DX227	SLU_ENV_NL	Max	-30669.03	-8326.81	1505.31	1226.77	764.99
93	46	DX228	SLU_ENV_NL	Max	53731.96	17689.76	612.68	1226.77	2642.68
93	46	DX241	SLU_ENV_NL	Max	51691.49	14051.96	531.29	3423.74	2642.68
93	46	DX240	SLU_ENV_NL	Min	-69635.65	-17223.91	-83.32	-583.43	-2620.58
93	46	DX227	SLU_ENV_NL	Min	-64693.60	-19712.50	-720.44	-2710.52	-2620.58
93	46	DX228	SLU_ENV_NL	Min	22622.52	5222.23	-385.07	-2710.52	-788.18
93	46	DX241	SLU_ENV_NL	Min	26846.16	9365.21	-975.95	-583.43	-788.18
94	47	DX241	SLU_ENV_NL	Max	51691.20	14051.87	942.03	583.43	2590.48
94	47	DX228	SLU_ENV_NL	Max	53731.68	17689.67	385.04	2637.10	2590.48
94	47	DX229	SLU_ENV_NL	Max	-30669.13	-8326.79	720.41	2637.10	764.99
94	47	DX242	SLU_ENV_NL	Max	-29697.49	-11648.87	85.12	583.43	764.99
94	47	DX241	SLU_ENV_NL	Min	28232.68	9789.61	-531.29	-3375.28	-788.17
94	47	DX228	SLU_ENV_NL	Min	24022.31	5633.72	-608.02	-1226.78	-788.17
94	47	DX229	SLU_ENV_NL	Min	-66586.97	-20330.84	-1464.92	-1226.78	-2568.15
94	47	DX242	SLU_ENV_NL	Min	-71385.65	-17782.21	-195.91	-3375.28	-2568.15
96	48	DX244	SLU_ENV_NL	Max	109476.18	32936.30	1145.15	5875.58	7503.90
96	48	DX231	SLU_ENV_NL	Max	126808.86	41977.22	3018.70	10669.57	7503.90
96	48	DX232	SLU_ENV_NL	Max	267443.49	77423.45	1643.35	10669.57	5693.78
96	48	DX245	SLU_ENV_NL	Max	263202.12	81780.43	1682.87	5875.58	5693.78
96	48	DX244	SLU_ENV_NL	Min	-230992.77	-67083.93	-2066.12	-6745.05	-5738.58
96	48	DX231	SLU_ENV_NL	Min	-250911.31	-77173.97	-2105.65	-7432.87	-5738.58
96	48	DX232	SLU_ENV_NL	Min	-83096.14	-22622.04	-1148.96	-7432.87	-7455.78
96	48	DX245	SLU_ENV_NL	Min	-82409.36	-27031.43	-3022.51	-6745.05	-7455.78
99	49	DX224	SLU_ENV_NL	Max	273348.90	84735.56	1599.02	6901.42	7508.67
99	49	DX211	SLU_ENV_NL	Max	282742.32	82146.64	4096.93	9660.17	7508.67
99	49	DX212	SLU_ENV_NL	Max	151322.14	44189.63	2029.60	9660.17	7750.73
99	49	DX225	SLU_ENV_NL	Max	128238.08	33837.39	839.28	6901.42	7750.73
99	49	DX224	SLU_ENV_NL	Min	-88997.96	-29390.30	-521.98	-7880.34	-7715.76
99	49	DX211	SLU_ENV_NL	Min	-90648.12	-24587.19	668.34	-11103.18	-7715.76
99	49	DX212	SLU_ENV_NL	Min	-272323.77	-84245.75	-1483.68	-11103.18	-7559.15
99	49	DX225	SLU_ENV_NL	Min	-255663.97	-76335.62	-3981.59	-7880.34	-7559.15
101	50	DX227	SLU_ENV_NL	Max	-31749.03	-10015.34	2274.16	6635.76	1020.44
101	50	DX214	SLU_ENV_NL	Max	-33061.56	-6492.14	609.38	1542.19	1020.44
101	50	DX215	SLU_ENV_NL	Max	56405.03	18347.31	762.58	1542.19	5454.90
101	50	DX228	SLU_ENV_NL	Max	53376.39	14593.06	780.47	6635.76	5454.90
101	50	DX227	SLU_ENV_NL	Min	-62201.56	-19447.61	-673.48	-864.69	-5441.67
101	50	DX214	SLU_ENV_NL	Min	-51258.23	-19600.48	9.34	-6064.05	-5441.67
101	50	DX215	SLU_ENV_NL	Min	13132.03	3164.83	-1484.35	-6064.05	-1044.68
101	50	DX228	SLU_ENV_NL	Min	20737.94	6982.21	-520.28	-864.69	-1044.68
102	51	DX228	SLU_ENV_NL	Max	53376.13	14592.98	520.24	864.70	5388.30
102	51	DX215	SLU_ENV_NL	Max	56404.76	18347.23	1416.47	5972.91	5388.30
102	51	DX216	SLU_ENV_NL	Max	-33061.77	-6492.25	3.72	5972.91	1020.44
102	51	DX229	SLU_ENV_NL	Max	-31749.17	-10015.42	673.46	864.70	1020.44
102	51	DX228	SLU_ENV_NL	Min	22182.11	7425.69	-795.85	-6571.42	-1044.68
102	51	DX215	SLU_ENV_NL	Min	14551.07	3580.32	-762.59	-1542.20	-1044.68
102	51	DX216	SLU_ENV_NL	Min	-53404.34	-20183.63	-609.37	-1542.20	-5374.74
102	51	DX229	SLU_ENV_NL	Min	-64097.05	-19957.08	-2208.59	-6571.42	-5374.74
104	52	DX231	SLU_ENV_NL	Max	128238.79	33837.52	3981.65	7880.37	7667.60
104	52	DX218	SLU_ENV_NL	Max	151323.00	44189.83	1483.66	11006.39	7667.60
104	52	DX219	SLU_ENV_NL	Max	283357.59	82280.22	-641.15	11006.39	7508.70
104	52	DX232	SLU_ENV_NL	Max	274175.43	85022.68	549.15	7880.37	7508.70
104	52	DX231	SLU_ENV_NL	Min	-255049.33	-76126.80	-859.35	-6803.83	-7559.19
104	52	DX218	SLU_ENV_NL	Min	-271704.56	-84096.11	-2049.64	-9660.21	-7559.19
104	52	DX219	SLU_ENV_NL	Min	-90648.63	-24587.31	-4097.00	-9660.21	-7631.91
104	52	DX232	SLU_ENV_NL	Min	-88998.51	-29390.46	-1599.01	-6803.83	-7631.91
107	53	DX211	SLU_ENV_NL	Max	289757.05	89640.45	3820.64	7418.03	9936.91
107	53	DX198	SLU_ENV_NL	Max	291151.91	84722.66	692.11	12653.58	9936.91
107	53	DX199	SLU_ENV_NL	Max	184640.04	60770.28	2800.95	12653.58	8327.37
107	53	DX212	SLU_ENV_NL	Max	157792.09	48693.42	4789.07	7418.03	8327.37
107	53	DX211	SLU_ENV_NL	Min	-98121.73	-32436.51	-2215.74	-10545.44	-8276.67
107	53	DX198	SLU_ENV_NL	Min	-103360.41	-28052.36	-4203.87	-11910.80	-8276.67
107	53	DX199	SLU_ENV_NL	Min	-302704.82	-89398.20	-4817.19	-11910.80	-9991.75
107	53	DX212	SLU_ENV_NL	Min	-275545.85	-79097.39	-1688.67	-10545.44	-9991.75
109	54	DX214	SLU_ENV_NL	Max	-36156.72	-11466.77	403.78	10253.99	1274.52
109	54	DX201	SLU_ENV_NL	Max	-28651.31	-8232.84	1497.10	1864.87	1274.52
109	54	DX202	SLU_ENV_NL	Max	58749.86	18846.08	137.03	1864.87	8667.10
109	54	DX215	SLU_ENV_NL	Max	56348.32	15735.69	992.87	10253.99	8667.10
109	54	DX214	SLU_ENV_NL	Min	-44661.80	-14386.76	372.18	-1127.95	-8666.34
109	54	DX201	SLU_ENV_NL	Min	-38650.43	-11845.86	-1351.45	-9947.92	-8666.34
109	54	DX202	SLU_ENV_NL	Min	-3197.60	-1018.72	-762.36	-9947.92	-1293.35
109	54	DX215	SLU_ENV_NL	Min	8758.56	2440.99	-987.88	-1127.95	-1293.35
110	55	DX215	SLU_ENV_NL	Max	56348.07	15735.62	940.47	1127.97	8570.22
110	55	DX202	SLU_ENV_NL	Max	58749.63	18846.00	762.34	9819.91	8570.22
110	55	DX203	SLU_ENV_NL	Max	-31123.25	-9062.87	1351.44	9819.91	1274.53
110	55	DX216	SLU_ENV_NL	Max	-36156.92	-12205.38	-376.22	1127.97	1274.53



Autorità Portuale di Taranto
Interventi per il dragaggio di 2,3 M³ di sedimenti in area Molo Polisettoriale e per la realizzazione di un primo lotto della cassa di colmata funzionale all'ampliamento del V Sporgente del Porto di Taranto

Allegati alla relazione di calcolo strutturale allineamento "BC"

Data 05/2016
Rev. B
c.d.c.: C296A
514B



110	55	DX215	SLU_ENV_NL	Min	10238.54	2900.44	-992.88	-10156.02	-1293.36
110	55	DX202	SLU_ENV_NL	Min	-1647.99	-569.29	-113.68	-1864.90	-1293.36
110	55	DX203	SLU_ENV_NL	Min	-38650.72	-11845.91	-1430.37	-1864.90	-8569.13
110	55	DX216	SLU_ENV_NL	Min	-46902.30	-14386.77	-403.77	-10156.02	-8569.13
112	56	DX218	SLU_ENV_NL	Max	157793.02	48693.77	1688.62	10545.48	8242.59
112	56	DX205	SLU_ENV_NL	Max	184641.03	60770.65	4817.23	11810.69	8242.59
112	56	DX206	SLU_ENV_NL	Max	291393.40	84755.41	4293.12	11810.69	9936.95
112	56	DX219	SLU_ENV_NL	Max	290351.54	89859.96	2284.44	10545.48	9936.95
112	56	DX218	SLU_ENV_NL	Min	-274845.66	-78832.97	-4848.50	-7319.65	-9991.79
112	56	DX205	SLU_ENV_NL	Min	-302124.66	-89231.30	-2839.82	-12653.64	-9991.79
112	56	DX206	SLU_ENV_NL	Min	-103361.04	-28052.56	-692.07	-12653.64	-8190.95
112	56	DX219	SLU_ENV_NL	Min	-98122.28	-32436.70	-3820.68	-7319.65	-8190.95
115	57	DX198	SLU_ENV_NL	Max	298438.81	92091.79	1808.13	7461.54	13198.71
115	57	DX185	SLU_ENV_NL	Max	307485.38	89730.22	5921.79	16656.74	13198.71
115	57	DX186	SLU_ENV_NL	Max	226891.08	64598.08	4243.72	16656.74	8502.54
115	57	DX199	SLU_ENV_NL	Max	188362.47	50406.25	1118.35	7461.54	8502.54
115	57	DX198	SLU_ENV_NL	Min	-113011.80	-37451.50	-2516.96	-14147.51	-8473.24
115	57	DX185	SLU_ENV_NL	Min	-119129.68	-32323.30	608.41	-12300.03	-8473.24
115	57	DX186	SLU_ENV_NL	Min	-332560.32	-102808.80	-2872.77	-12300.03	-13263.07
115	57	DX199	SLU_ENV_NL	Min	-309874.24	-96375.73	-6986.43	-14147.51	-13263.07
117	58	DX201	SLU_ENV_NL	Max	-22757.43	-9961.28	2231.22	15511.39	1561.96
117	58	DX188	SLU_ENV_NL	Max	1351.78	-2188.61	-143.77	2223.30	1561.96
117	58	DX189	SLU_ENV_NL	Max	61119.61	19544.72	825.32	2223.30	13330.70
117	58	DX202	SLU_ENV_NL	Max	58970.19	16655.86	664.29	15511.39	13330.70
117	58	DX201	SLU_ENV_NL	Min	-39492.88	-11729.37	-1545.35	-1436.81	-13346.33
117	58	DX188	SLU_ENV_NL	Min	-43096.26	-9668.25	-310.09	-15580.36	-13346.33
117	58	DX189	SLU_ENV_NL	Min	-28567.32	-7442.07	-1877.02	-15580.36	-1578.45
117	58	DX202	SLU_ENV_NL	Min	-10613.42	-4363.43	-576.26	-1436.81	-1578.45
118	59	DX202	SLU_ENV_NL	Max	58969.98	16655.80	576.25	1436.81	13208.74
118	59	DX189	SLU_ENV_NL	Max	61119.47	19544.68	1777.31	15421.25	13208.74
118	59	DX190	SLU_ENV_NL	Max	-1599.38	-2980.58	358.81	15421.25	1561.95
118	59	DX203	SLU_ENV_NL	Max	-25245.09	-10628.20	1545.33	1436.81	1561.95
118	59	DX202	SLU_ENV_NL	Min	-8981.59	-3855.42	-688.10	-15385.89	-1578.44
118	59	DX189	SLU_ENV_NL	Min	-26973.76	-6982.46	-825.26	-2223.31	-1578.44
118	59	DX190	SLU_ENV_NL	Min	-43096.65	-9668.43	143.81	-2223.31	-13223.79
118	59	DX203	SLU_ENV_NL	Min	-39493.23	-11729.58	-2106.60	-15385.89	-13223.79
120	60	DX205	SLU_ENV_NL	Max	188363.45	50406.50	6986.48	14147.57	8406.92
120	60	DX192	SLU_ENV_NL	Max	226892.21	64598.41	2872.78	12186.33	8406.92
120	60	DX193	SLU_ENV_NL	Max	307527.44	89716.06	-591.01	12186.33	13198.77
120	60	DX206	SLU_ENV_NL	Max	298643.79	92171.71	2548.07	14147.57	13198.77
120	60	DX205	SLU_ENV_NL	Min	-309237.08	-96187.72	-1095.38	-7352.25	-13263.13
120	60	DX192	SLU_ENV_NL	Min	-331813.14	-102620.93	-4234.47	-16656.81	-13263.13
120	60	DX193	SLU_ENV_NL	Min	-119130.37	-32323.46	-5921.80	-16656.81	-8377.31
120	60	DX206	SLU_ENV_NL	Min	-113012.45	-37451.69	-1808.10	-7352.25	-8377.31
123	61	DX185	SLU_ENV_NL	Max	315463.35	97402.95	7229.09	9071.37	18646.66
123	61	DX172	SLU_ENV_NL	Max	336634.57	98089.05	4388.26	23315.74	18646.66
123	61	DX173	SLU_ENV_NL	Max	290843.51	94071.29	-828.14	23315.74	10032.95
123	61	DX186	SLU_ENV_NL	Max	238142.01	70977.71	1476.44	9071.37	10032.95
123	61	DX185	SLU_ENV_NL	Min	-132071.75	-44340.10	3477.03	-20217.75	-10021.22
123	61	DX172	SLU_ENV_NL	Min	-138241.83	-36437.53	1172.46	-14273.76	-10021.22
123	61	DX173	SLU_ENV_NL	Min	-353160.07	-102860.84	-7915.38	-14273.76	-18749.92
123	61	DX186	SLU_ENV_NL	Min	-336990.26	-98654.78	-5074.54	-20217.75	-18749.92
125	62	DX188	SLU_ENV_NL	Max	12513.91	5047.28	1035.91	20209.32	629.36
125	62	DX175	SLU_ENV_NL	Max	46711.98	18039.55	3482.28	1177.14	629.36
125	62	DX176	SLU_ENV_NL	Max	64567.48	20601.91	435.18	1177.14	17586.70
125	62	DX189	SLU_ENV_NL	Max	61101.96	16942.78	512.46	20209.32	17586.70
125	62	DX188	SLU_ENV_NL	Min	-46131.97	-17244.17	137.03	-323.73	-17625.78
125	62	DX175	SLU_ENV_NL	Min	-48123.41	-12185.65	-347.96	-20830.37	-17625.78
125	62	DX176	SLU_ENV_NL	Min	-61133.67	-15791.94	27.48	-20830.37	-658.40
125	62	DX189	SLU_ENV_NL	Min	-39685.39	-14531.09	-2011.19	-323.73	-658.40
126	63	DX189	SLU_ENV_NL	Max	61101.84	16942.74	1961.08	323.75	17400.99
126	63	DX176	SLU_ENV_NL	Max	64567.86	20602.02	-27.34	20594.12	17400.99
126	63	DX177	SLU_ENV_NL	Max	43226.00	16942.25	347.84	20594.12	629.37
126	63	DX190	SLU_ENV_NL	Max	9429.30	4111.29	-137.11	323.75	629.37
126	63	DX189	SLU_ENV_NL	Min	-37976.80	-13988.91	-512.28	-20012.51	-658.41
126	63	DX176	SLU_ENV_NL	Min	-59248.07	-15255.86	-455.72	-1177.17	-658.41
126	63	DX177	SLU_ENV_NL	Min	-48123.43	-12185.62	-3445.31	-1177.17	-17439.51
126	63	DX190	SLU_ENV_NL	Min	-46132.34	-17244.22	-1028.51	-20012.51	-17439.51
128	64	DX192	SLU_ENV_NL	Max	238143.18	70978.09	5074.62	20217.82	9942.48
128	64	DX179	SLU_ENV_NL	Max	290845.05	94071.77	7915.50	14164.50	9942.48
128	64	DX180	SLU_ENV_NL	Max	336501.13	98035.61	-1159.99	14164.50	18646.73
128	64	DX193	SLU_ENV_NL	Max	315460.57	97417.89	-3471.40	20217.82	18646.73
128	64	DX192	SLU_ENV_NL	Min	-336160.79	-98371.18	-1451.51	-8969.72	-18749.98
128	64	DX179	SLU_ENV_NL	Min	-352162.73	-102579.54	859.89	-23315.82	-18749.98
128	64	DX180	SLU_ENV_NL	Min	-138242.44	-36437.73	-4388.29	-23315.82	-9930.52
128	64	DX193	SLU_ENV_NL	Min	-132072.51	-44340.37	-7229.17	-8969.72	-9930.52
131	65	DX172	SLU_ENV_NL	Max	403487.08	117879.34	1271.26	12574.10	12094.75
131	65	DX159	SLU_ENV_NL	Max	400596.56	122370.15	2748.81	10324.31	12094.75
131	65	DX160	SLU_ENV_NL	Max	339190.20	99817.46	1011.99	10324.31	8773.87
131	65	DX173	SLU_ENV_NL	Max	352030.38	111135.03	2603.34	12574.10	8773.87
131	65	DX172	SLU_ENV_NL	Min	-171084.23	-49227.46	-938.17	-17928.74	-8719.22



Autorità Portuale di Taranto
Interventi per il dragaggio di 2,3 M m³ di sedimenti in area Molo Polisettoriale e per la realizzazione di un primo lotto della cassa di colmata funzionale all'ampliamento del V Sporgente del Porto di Taranto

Allegati alla relazione di calcolo strutturale allineamento "BC"

Data 05/2016
Rev. B
c.d.c.: C296A
514B

131	65	DX159	SLU_ENV_NL	Min	-166372.24	-51580.30	-320.09	-7789.67	-8719.22
131	65	DX160	SLU_ENV_NL	Min	-403636.11	-121073.56	-2104.66	-7789.67	-12175.47
131	65	DX173	SLU_ENV_NL	Min	-427269.33	-136777.67	-5791.65	-17928.74	-12175.47
133	66	DX175	SLU_ENV_NL	Max	63986.40	26063.31	1236.16	7292.75	-1200.23
133	66	DX162	SLU_ENV_NL	Max	69003.24	18866.82	3111.35	-2119.73	-1200.23
133	66	DX163	SLU_ENV_NL	Max	71364.27	24862.81	834.29	-2119.73	5717.64
133	66	DX176	SLU_ENV_NL	Max	73979.77	18316.92	380.93	7292.75	5717.64
133	66	DX175	SLU_ENV_NL	Min	-58664.24	-22941.93	821.65	738.91	-5789.81
133	66	DX162	SLU_ENV_NL	Min	-48048.01	-11435.30	322.95	-6119.04	-5789.81
133	66	DX163	SLU_ENV_NL	Min	-82787.62	-27451.47	-532.28	-6119.04	1252.50
133	66	DX176	SLU_ENV_NL	Min	-80754.14	-21571.87	-1455.41	738.91	1252.50
134	67	DX176	SLU_ENV_NL	Max	73980.16	18317.03	1441.88	-950.69	5717.68
134	67	DX163	SLU_ENV_NL	Max	71364.68	24862.94	532.31	6119.15	5717.68
134	67	DX164	SLU_ENV_NL	Max	65052.83	17707.86	-322.99	6119.15	-1357.16
134	67	DX177	SLU_ENV_NL	Max	59773.96	24690.71	-878.89	-950.69	-1357.16
134	67	DX176	SLU_ENV_NL	Min	-78476.98	-20922.14	-380.89	-7292.88	1408.37
134	67	DX163	SLU_ENV_NL	Min	-80560.38	-26749.87	-808.58	2272.54	1408.37
134	67	DX164	SLU_ENV_NL	Min	-48047.71	-11435.19	-3129.35	2272.54	-5789.84
134	67	DX177	SLU_ENV_NL	Min	-58664.22	-22941.90	-1236.19	-7292.88	-5789.84
135	848	DX56	SLU_ENV_NL	Max	185675.97	56022.13	6175.33	479.41	965.33
135	848	DX43	SLU_ENV_NL	Max	176018.85	52486.32	5052.77	2099.23	965.33
135	848	SX43	SLU_ENV_NL	Max	151190.93	45190.08	11704.38	2099.23	1818.82
135	848	SX56	SLU_ENV_NL	Max	162938.06	49048.61	12826.94	479.41	1818.82
135	848	DX56	SLU_ENV_NL	Min	-216616.59	-65157.80	-1413.41	154.04	-1800.88
135	848	DX43	SLU_ENV_NL	Min	-230419.83	-68953.12	-2002.24	-2913.50	-1800.88
135	848	SX43	SLU_ENV_NL	Min	-233197.49	-69634.67	5016.22	-2913.50	-946.06
135	848	SX56	SLU_ENV_NL	Min	-219646.61	-66218.56	5605.04	154.04	-946.06
136	68	DX179	SLU_ENV_NL	Max	352032.22	111135.54	5808.00	17844.99	8773.88
136	68	DX166	SLU_ENV_NL	Max	339191.75	99817.87	2096.08	7789.67	8773.88
136	68	DX167	SLU_ENV_NL	Max	400537.22	122299.52	320.13	7789.67	12028.37
136	68	DX180	SLU_ENV_NL	Max	403337.56	117882.79	927.04	17844.99	12028.37
136	68	DX179	SLU_ENV_NL	Min	-426047.01	-136387.26	-2603.38	-12574.13	-12108.29
136	68	DX166	SLU_ENV_NL	Min	-402481.60	-120812.15	-1012.11	-10252.59	-12108.29
136	68	DX167	SLU_ENV_NL	Min	-166373.23	-51580.56	-2784.88	-10252.59	-8719.23
136	68	DX180	SLU_ENV_NL	Min	-171084.96	-49227.63	-1271.15	-12574.13	-8719.23
137	849	DX43	SLU_ENV_NL	Max	176717.75	53151.07	7525.58	1063.74	278.92
137	849	DX30	SLU_ENV_NL	Max	172147.95	51508.64	5553.66	1528.39	278.92
137	849	SX30	SLU_ENV_NL	Max	144590.85	43329.88	7929.31	1528.39	773.51
137	849	SX43	SLU_ENV_NL	Max	151523.37	45504.39	9901.23	1063.74	773.51
137	849	DX43	SLU_ENV_NL	Min	-230755.04	-69276.67	-2136.35	-741.70	-765.62
137	849	DX30	SLU_ENV_NL	Min	-238277.36	-71433.05	-2803.61	-2046.05	-765.62
137	849	SX30	SLU_ENV_NL	Min	-240124.36	-71899.25	-586.48	-2046.05	-269.38
137	849	SX43	SLU_ENV_NL	Min	-233898.88	-70307.72	80.79	-741.70	-269.38
138	850	DX30	SLU_ENV_NL	Max	172393.70	51741.84	3770.00	1283.14	19.92
138	850	DX17	SLU_ENV_NL	Max	166718.85	49991.92	928.54	1312.19	19.92
138	850	SX17	SLU_ENV_NL	Max	140748.75	42222.38	2919.63	1312.19	141.19
138	850	SX30	SLU_ENV_NL	Max	144669.19	43403.00	5761.09	1283.14	141.19
138	850	DX30	SLU_ENV_NL	Min	-238357.15	-71511.01	-3544.46	-1281.69	-135.30
138	850	DX17	SLU_ENV_NL	Min	-242314.48	-72690.48	-2113.09	-1516.01	-135.30
138	850	SX17	SLU_ENV_NL	Min	-246343.72	-73877.66	267.29	-1516.01	-14.37
138	850	SX30	SLU_ENV_NL	Min	-240371.43	-72136.88	-1164.08	-1281.69	-14.37
139	69	DX159	SLU_ENV_NL	Max	392350.29	116895.54	2644.88	8809.72	7877.50
139	69	DX146	SLU_ENV_NL	Max	389520.69	117778.13	1521.05	5572.85	7877.50
139	69	DX147	SLU_ENV_NL	Max	324301.84	98925.39	625.16	5572.85	5624.00
139	69	DX160	SLU_ENV_NL	Max	334452.42	99751.49	1216.84	8809.72	5624.00
139	69	DX159	SLU_ENV_NL	Min	-160495.51	-47717.81	226.05	-12793.48	-5626.47
139	69	DX146	SLU_ENV_NL	Min	-153159.00	-46273.73	-365.63	-4287.00	-5626.47
139	69	DX147	SLU_ENV_NL	Min	-374995.37	-111640.00	-3802.35	-4287.00	-7899.73
139	69	DX160	SLU_ENV_NL	Min	-395605.33	-116317.27	-2678.52	-12793.48	-7899.73
141	70	DX162	SLU_ENV_NL	Max	70515.43	21318.33	2554.75	5639.36	-717.97
141	70	DX149	SLU_ENV_NL	Max	73797.43	18990.45	1067.59	-1565.02	-717.97
141	70	DX150	SLU_ENV_NL	Max	62077.31	21373.31	-83.54	-1565.02	4393.75
141	70	DX163	SLU_ENV_NL	Max	65598.15	16853.74	692.17	5639.36	4393.75
141	70	DX162	SLU_ENV_NL	Min	-45999.29	-15817.55	224.83	131.30	-4440.51
141	70	DX149	SLU_ENV_NL	Min	-37315.43	-8638.39	463.50	-4656.86	-4440.51
141	70	DX150	SLU_ENV_NL	Min	-81339.22	-25589.28	-794.99	-4656.86	737.49
141	70	DX163	SLU_ENV_NL	Min	-82238.52	-23032.00	-322.21	131.30	737.49
142	71	DX163	SLU_ENV_NL	Max	65598.46	16853.82	322.12	-266.33	4393.77
142	71	DX150	SLU_ENV_NL	Max	62077.26	21373.31	813.61	4656.95	4393.77
142	71	DX151	SLU_ENV_NL	Max	70143.35	17903.14	-463.41	4656.95	-810.60
142	71	DX164	SLU_ENV_NL	Max	66647.09	20162.59	-224.76	-266.33	-810.60
142	71	DX163	SLU_ENV_NL	Min	-80117.35	-22413.64	-669.47	-5639.45	829.77
142	71	DX150	SLU_ENV_NL	Min	-79271.90	-24951.10	83.47	1645.53	829.77
142	71	DX151	SLU_ENV_NL	Min	-37315.18	-8638.32	-1093.15	1645.53	-4440.53
142	71	DX164	SLU_ENV_NL	Min	-45998.91	-15817.47	-2576.23	-5639.45	-4440.53
144	72	DX166	SLU_ENV_NL	Max	334454.00	99752.02	2644.32	12736.56	5624.03
144	72	DX153	SLU_ENV_NL	Max	324303.76	98926.01	3804.45	4287.02	5624.03
144	72	DX154	SLU_ENV_NL	Max	389551.54	117745.93	365.55	4287.02	7833.26
144	72	DX167	SLU_ENV_NL	Max	392364.84	116945.84	-226.21	12736.56	7833.26
144	72	DX166	SLU_ENV_NL	Min	-394441.24	-115898.52	-1216.77	-8809.77	-7854.77
144	72	DX153	SLU_ENV_NL	Min	-373964.60	-111315.55	-625.01	-5525.93	-7854.77

144	72	DX154	SLU_ENV_NL	Min	-153159.60	-46273.95	-1497.78	-5525.93	-5626.50
144	72	DX167	SLU_ENV_NL	Min	-160496.50	-47718.15	-2657.92	-8809.77	-5626.50
147	73	DX146	SLU_ENV_NL	Max	383327.55	113860.35	325.24	8211.87	6871.14
147	73	DX133	SLU_ENV_NL	Max	379437.87	114895.93	1422.25	4551.80	6871.14
147	73	DX134	SLU_ENV_NL	Max	309971.16	92598.40	1468.33	4551.80	5214.24
147	73	DX147	SLU_ENV_NL	Max	319151.70	94168.63	708.60	8211.87	5214.24
147	73	DX146	SLU_ENV_NL	Min	-148889.54	-44452.58	-449.54	-11475.92	-5213.30
147	73	DX133	SLU_ENV_NL	Min	-143284.94	-43116.35	310.19	-3926.87	-5213.30
147	73	DX134	SLU_ENV_NL	Min	-355688.99	-107133.32	-1464.56	-3926.87	-6897.14
147	73	DX147	SLU_ENV_NL	Min	-370266.03	-112601.55	-2561.57	-11475.92	-6897.14
148	851	DX60	SLU_ENV_NL	Max	34947.67	10474.26	1191.40	206.06	438.21
148	851	SX60	SLU_ENV_NL	Max	43295.32	13050.28	4973.87	206.06	-77.14
148	851	SX47	SLU_ENV_NL	Max	38858.64	11595.91	2905.83	78.03	-77.14
148	851	DX47	SLU_ENV_NL	Max	30118.38	9045.55	-876.64	78.03	438.21
148	851	DX60	SLU_ENV_NL	Min	-19614.57	-5944.81	-18108.29	194.21	73.93
148	851	SX60	SLU_ENV_NL	Min	-15458.26	-4626.58	-15749.37	194.21	-442.85
148	851	SX47	SLU_ENV_NL	Min	-20102.97	-6041.79	-11621.85	-552.45	-442.85
148	851	DX47	SLU_ENV_NL	Min	-25127.80	-7477.90	-13980.77	-552.45	73.93
149	74	DX149	SLU_ENV_NL	Max	75857.52	25396.45	523.55	4915.14	460.84
149	74	DX136	SLU_ENV_NL	Max	76593.07	21994.87	1488.19	-205.61	460.84
149	74	DX137	SLU_ENV_NL	Max	54825.84	19273.57	424.37	-205.61	3839.91
149	74	DX150	SLU_ENV_NL	Max	57206.64	14403.05	-136.28	4915.14	3839.91
149	74	DX149	SLU_ENV_NL	Min	-35955.03	-13369.00	335.07	-1252.63	-3889.82
149	74	DX136	SLU_ENV_NL	Min	-28404.27	-5752.03	358.24	-4093.76	-3889.82
149	74	DX137	SLU_ENV_NL	Min	-79983.97	-25511.96	-113.12	-4093.76	-437.51
149	74	DX150	SLU_ENV_NL	Min	-80723.33	-23075.29	-540.26	-1252.63	-437.51
150	75	DX150	SLU_ENV_NL	Max	57206.51	14403.01	560.47	1127.25	3839.91
150	75	DX137	SLU_ENV_NL	Max	54825.87	19273.59	113.18	4093.82	3839.91
150	75	DX138	SLU_ENV_NL	Max	73195.12	20992.21	-358.31	4093.82	374.90
150	75	DX151	SLU_ENV_NL	Max	72262.74	24306.19	-335.13	1127.25	374.90
150	75	DX150	SLU_ENV_NL	Min	-78733.74	-22495.66	136.36	-4915.21	-352.02
150	75	DX137	SLU_ENV_NL	Min	-78018.74	-24905.15	-404.48	280.03	-352.02
150	75	DX138	SLU_ENV_NL	Min	-28403.62	-5751.81	-1513.84	280.03	-3889.83
150	75	DX151	SLU_ENV_NL	Min	-35954.69	-13368.90	-548.89	-4915.21	-3889.83
151	852	DX47	SLU_ENV_NL	Max	30160.12	9083.79	-2541.22	274.15	538.55
151	852	SX47	SLU_ENV_NL	Max	39085.29	11800.97	567.34	274.15	253.91
151	852	SX34	SLU_ENV_NL	Max	37967.61	11314.90	-707.26	359.25	253.91
151	852	DX34	SLU_ENV_NL	Max	29522.11	8820.87	-3815.82	359.25	538.55
151	852	DX47	SLU_ENV_NL	Min	-25353.73	-7680.53	-9488.37	-73.46	-256.69
151	852	SX47	SLU_ENV_NL	Min	-20144.17	-6078.27	-6954.11	-73.46	-542.17
151	852	SX34	SLU_ENV_NL	Min	-21406.07	-6386.81	-2485.89	-641.72	-542.17
151	852	DX34	SLU_ENV_NL	Min	-27791.93	-8263.17	-5020.16	-641.72	-256.69
152	76	DX153	SLU_ENV_NL	Max	319153.58	94169.16	2578.38	11426.84	5214.24
152	76	DX140	SLU_ENV_NL	Max	309972.68	92598.82	1445.38	3926.85	5214.24
152	76	DX141	SLU_ENV_NL	Max	379580.15	114904.00	-310.11	3926.85	6832.55
152	76	DX154	SLU_ENV_NL	Max	383414.61	113917.63	449.69	11426.84	6832.55
152	76	DX153	SLU_ENV_NL	Min	-369279.65	-112327.18	-708.67	-8211.88	-6858.11
152	76	DX140	SLU_ENV_NL	Min	-354772.46	-106921.33	-1468.48	-4510.50	-6858.11
152	76	DX141	SLU_ENV_NL	Min	-143285.87	-43116.59	-1447.65	-4510.50	-5213.30
152	76	DX154	SLU_ENV_NL	Min	-148890.10	-44452.70	-314.64	-8211.88	-5213.30
153	853	DX34	SLU_ENV_NL	Max	29625.08	8914.08	-1708.63	13.97	236.91
153	853	SX34	SLU_ENV_NL	Max	38147.34	11477.36	-828.89	13.97	189.54
153	853	SX21	SLU_ENV_NL	Max	36770.54	10998.00	479.03	306.24	189.54
153	853	DX21	SLU_ENV_NL	Max	26057.64	7790.73	-400.71	306.24	236.91
153	853	DX34	SLU_ENV_NL	Min	-27971.20	-8424.09	-2254.79	-16.21	-190.95
153	853	SX34	SLU_ENV_NL	Min	-21508.67	-6478.78	-989.15	-16.21	-238.51
153	853	SX21	SLU_ENV_NL	Min	-25541.03	-7636.13	-590.54	-388.93	-238.51
153	853	DX21	SLU_ENV_NL	Min	-29928.91	-8945.94	-1856.19	-388.93	-190.95
155	77	DX133	SLU_ENV_NL	Max	374157.39	111298.37	1266.81	7226.96	5614.31
155	77	DX120	SLU_ENV_NL	Max	371549.36	112344.39	743.17	3212.66	5614.31
155	77	DX121	SLU_ENV_NL	Max	299276.10	91204.94	256.63	3212.66	4450.95
155	77	DX134	SLU_ENV_NL	Max	306547.69	92165.70	1240.76	7226.96	4450.95
155	77	DX133	SLU_ENV_NL	Min	-139592.99	-41788.72	698.13	-9884.40	-4452.34
155	77	DX120	SLU_ENV_NL	Min	-133860.45	-40482.30	-286.01	-3137.39	-4452.34
155	77	DX121	SLU_ENV_NL	Min	-337982.87	-100236.48	-2070.12	-3137.39	-5636.47
155	77	DX134	SLU_ENV_NL	Min	-350767.93	-104733.80	-1546.48	-9884.40	-5636.47
157	78	DX136	SLU_ENV_NL	Max	76668.84	23282.73	1238.24	4019.47	633.23
157	78	DX123	SLU_ENV_NL	Max	76732.59	20942.85	366.19	7.59	633.23
157	78	DX124	SLU_ENV_NL	Max	48593.22	17290.70	-137.55	7.59	3129.87
157	78	DX137	SLU_ENV_NL	Max	50418.01	12385.33	430.09	4019.47	3129.87
157	78	DX136	SLU_ENV_NL	Min	-27589.78	-10841.59	266.45	-1449.95	-3177.55
157	78	DX123	SLU_ENV_NL	Min	-21087.42	-3820.32	226.78	-3331.75	-3177.55
157	78	DX124	SLU_ENV_NL	Min	-77574.00	-24131.03	-441.96	-3331.75	-617.36
157	78	DX137	SLU_ENV_NL	Min	-78770.30	-22501.70	-97.88	-1449.95	-617.36
158	79	DX137	SLU_ENV_NL	Max	50417.98	12385.32	97.81	1344.18	3129.87
158	79	DX124	SLU_ENV_NL	Max	48592.91	17290.61	460.72	3331.79	3129.87
158	79	DX125	SLU_ENV_NL	Max	73544.49	19994.74	-226.70	3331.79	562.88
158	79	DX138	SLU_ENV_NL	Max	73318.63	22265.87	-266.38	1344.18	562.88
158	79	DX137	SLU_ENV_NL	Min	-76872.53	-21946.41	-414.68	-4019.52	-547.38
158	79	DX124	SLU_ENV_NL	Min	-75698.76	-23554.42	137.49	50.17	-547.38
158	79	DX125	SLU_ENV_NL	Min	-21086.90	-3820.17	-384.58	50.17	-3177.55

158	79	DX138	SLU_ENV_NL	Min	-27589.08	-10841.41	-1259.97	-4019.52	-3177.55
160	80	DX140	SLU_ENV_NL	Max	306549.23	92166.20	1530.75	9835.67	4450.97
160	80	DX127	SLU_ENV_NL	Max	299277.97	91205.52	2089.11	3137.40	4450.97
160	80	DX128	SLU_ENV_NL	Max	371802.02	112385.07	285.93	3137.40	5575.37
160	80	DX141	SLU_ENV_NL	Max	374350.72	111386.35	-698.27	9835.67	5575.37
160	80	DX140	SLU_ENV_NL	Min	-349840.35	-104394.76	-1240.70	-7226.99	-5597.08
160	80	DX127	SLU_ENV_NL	Min	-337111.61	-99963.98	-256.49	-3170.22	-5597.08
160	80	DX128	SLU_ENV_NL	Min	-133861.03	-40482.52	-736.45	-3170.22	-4452.35
160	80	DX141	SLU_ENV_NL	Min	-139593.94	-41789.05	-1294.80	-7226.99	-4452.35
162	854	DX58	SLU_ENV_NL	Max	34948.91	10474.64	18108.22	-195.38	454.38
162	854	DX45	SLU_ENV_NL	Max	30119.59	9045.91	13980.70	578.67	454.38
162	854	SX45	SLU_ENV_NL	Max	41022.10	12242.71	11621.87	578.67	-77.12
162	854	SX58	SLU_ENV_NL	Max	45441.75	13696.44	15749.38	-195.38	-77.12
162	854	DX58	SLU_ENV_NL	Min	-21883.32	-6627.68	-1311.83	-206.05	73.91
162	854	DX45	SLU_ENV_NL	Min	-27419.01	-8163.02	783.08	-78.05	73.91
162	854	SX45	SLU_ENV_NL	Min	-20104.43	-6042.23	-2995.31	-78.05	-459.00
162	854	SX58	SLU_ENV_NL	Min	-15459.65	-4627.00	-5090.21	-206.05	-459.00
163	81	DX120	SLU_ENV_NL	Max	367155.34	109241.78	-156.08	6356.79	4671.63
163	81	DX107	SLU_ENV_NL	Max	363468.65	110134.31	765.77	2212.88	4671.63
163	81	DX108	SLU_ENV_NL	Max	288448.64	86582.40	1224.14	2212.88	3779.31
163	81	DX121	SLU_ENV_NL	Max	295133.71	86799.69	471.04	6356.79	3779.31
163	81	DX120	SLU_ENV_NL	Min	-130637.28	-39141.13	-360.71	-8686.10	-3784.79
163	81	DX107	SLU_ENV_NL	Min	-126059.42	-37553.38	392.39	-2448.60	-3784.79
163	81	DX108	SLU_ENV_NL	Min	-326160.63	-97873.63	-455.71	-2448.60	-4690.91
163	81	DX121	SLU_ENV_NL	Min	-334989.85	-101803.86	-1377.56	-8686.10	-4690.91
164	855	DX45	SLU_ENV_NL	Max	30161.33	9084.16	9488.29	73.45	547.78
164	855	DX32	SLU_ENV_NL	Max	29523.21	8821.20	5020.08	662.18	547.78
164	855	SX32	SLU_ENV_NL	Max	40144.90	11966.81	2485.95	662.18	253.91
164	855	SX45	SLU_ENV_NL	Max	41254.61	12453.04	6954.16	73.45	253.91
164	855	DX45	SLU_ENV_NL	Min	-27650.80	-8370.93	2464.73	-269.33	-256.69
164	855	DX32	SLU_ENV_NL	Min	-30103.57	-8955.38	3763.28	-359.26	-256.69
164	855	SX32	SLU_ENV_NL	Min	-21407.66	-6387.28	658.27	-359.26	-551.39
164	855	SX45	SLU_ENV_NL	Min	-20145.64	-6078.71	-640.27	-269.33	-551.39
165	82	DX123	SLU_ENV_NL	Max	77371.19	24748.39	138.29	3346.71	969.04
165	82	DX110	SLU_ENV_NL	Max	76506.54	22585.19	795.47	409.58	969.04
165	82	DX111	SLU_ENV_NL	Max	43437.09	15699.53	361.66	409.58	2601.11
165	82	DX124	SLU_ENV_NL	Max	44705.26	10770.94	-138.47	3346.71	2601.11
165	82	DX123	SLU_ENV_NL	Min	-20576.56	-8557.55	84.71	-1833.42	-2647.69
165	82	DX110	SLU_ENV_NL	Min	-14978.14	-1832.86	228.12	-2770.70	-2647.69
165	82	DX111	SLU_ENV_NL	Min	-75363.99	-23547.07	-48.64	-2770.70	-955.48
165	82	DX124	SLU_ENV_NL	Min	-76526.89	-22317.54	-349.10	-1833.42	-955.48
166	83	DX124	SLU_ENV_NL	Max	44704.91	10770.84	365.29	1741.93	2601.10
166	83	DX111	SLU_ENV_NL	Max	43436.90	15699.47	48.70	2770.74	2601.10
166	83	DX112	SLU_ENV_NL	Max	73498.08	21696.51	-228.18	2770.74	909.90
166	83	DX125	SLU_ENV_NL	Max	74225.72	23798.78	-100.86	1741.93	909.90
166	83	DX124	SLU_ENV_NL	Min	-74707.54	-21783.61	138.54	-3346.74	-896.66
166	83	DX111	SLU_ENV_NL	Min	-73559.59	-22993.88	-347.32	-363.61	-896.66
166	83	DX112	SLU_ENV_NL	Min	-14977.34	-1832.60	-813.47	-363.61	-2647.69
166	83	DX125	SLU_ENV_NL	Min	-20575.99	-8557.37	-138.33	-3346.74	-2647.69
167	856	DX32	SLU_ENV_NL	Max	29626.18	8914.41	2217.84	16.20	240.22
167	856	DX19	SLU_ENV_NL	Max	26058.56	7791.01	1846.05	404.43	240.22
167	856	SX19	SLU_ENV_NL	Max	38948.38	11650.90	586.20	404.43	189.54
167	856	SX32	SLU_ENV_NL	Max	40327.52	12131.87	958.00	16.20	189.54
167	856	DX32	SLU_ENV_NL	Min	-30285.73	-9118.91	1708.52	-4.06	-190.95
167	856	DX19	SLU_ENV_NL	Min	-32253.84	-9642.96	400.61	-306.24	-190.95
167	856	SX19	SLU_ENV_NL	Min	-25542.79	-7636.66	-478.94	-306.24	-241.80
167	856	SX32	SLU_ENV_NL	Min	-21510.26	-6479.26	828.98	-4.06	-241.80
168	84	DX127	SLU_ENV_NL	Max	295135.56	86800.22	1394.97	8644.13	3779.30
168	84	DX114	SLU_ENV_NL	Max	288450.26	86582.86	441.71	2448.58	3779.30
168	84	DX115	SLU_ENV_NL	Max	363822.36	110220.99	-392.35	2448.58	4637.64
168	84	DX128	SLU_ENV_NL	Max	367454.86	109354.77	360.82	8644.13	4637.64
168	84	DX127	SLU_ENV_NL	Min	-334156.48	-101573.78	-471.08	-6356.79	-4656.65
168	84	DX114	SLU_ENV_NL	Min	-325376.31	-97685.23	-1224.25	-2175.39	-4656.65
168	84	DX115	SLU_ENV_NL	Min	-126060.22	-37553.57	-788.20	-2175.39	-3784.78
168	84	DX128	SLU_ENV_NL	Min	-130637.83	-39141.25	165.06	-6356.79	-3784.78
171	85	DX107	SLU_ENV_NL	Max	359625.94	106970.15	1156.11	5647.90	3957.65
171	85	DX94	SLU_ENV_NL	Max	357668.29	107911.92	399.20	1467.47	3957.65
171	85	DX95	SLU_ENV_NL	Max	282086.24	86124.01	-321.32	1467.47	3230.30
171	85	DX108	SLU_ENV_NL	Max	285708.85	85499.76	602.55	5647.90	3230.30
171	85	DX107	SLU_ENV_NL	Min	-123614.80	-37454.68	878.42	-7767.74	-3241.23
171	85	DX94	SLU_ENV_NL	Min	-117497.31	-35344.75	232.24	-1885.63	-3241.23
171	85	DX95	SLU_ENV_NL	Min	-314370.59	-93166.39	-1333.79	-1885.63	-3975.67
171	85	DX108	SLU_ENV_NL	Min	-322925.43	-96734.50	-854.57	-7767.74	-3975.67
172	725	DX388	SLU_ENV_NL	Max	55142.72	16506.07	1262.17	1.59	0.84
172	725	DX375	SLU_ENV_NL	Max	76796.81	22999.17	1059.15	-6.86	0.84
172	725	DX376	SLU_ENV_NL	Max	1250.78	498.92	1175.06	-6.86	155.47
172	725	DX389	SLU_ENV_NL	Max	334.19	-29.75	48.75	1.59	155.47
172	725	DX388	SLU_ENV_NL	Min	627.88	274.46	-67.16	-74.81	-180.89
172	725	DX375	SLU_ENV_NL	Min	-681.66	-316.61	579.77	-2315.77	-180.89
172	725	DX376	SLU_ENV_NL	Min	-695.59	-544.16	-1088.56	-2315.77	2.11
172	725	DX389	SLU_ENV_NL	Min	-8854.66	-2539.23	-406.17	-74.81	2.11



173	86	DX110	SLU_ENV_NL	Max	76005.64	22721.41	742.24	2727.30	731.05
173	86	DX97	SLU_ENV_NL	Max	75499.29	21359.70	107.68	151.29	731.05
173	86	DX98	SLU_ENV_NL	Max	39182.76	14353.99	-101.03	151.29	2109.16
173	86	DX111	SLU_ENV_NL	Max	39956.67	9394.81	336.06	2727.30	2109.16
173	86	DX110	SLU_ENV_NL	Min	-14938.10	-6996.10	156.02	-1543.14	-2154.62
173	86	DX97	SLU_ENV_NL	Min	-10124.45	-583.26	94.25	-2242.08	-2154.62
173	86	DX98	SLU_ENV_NL	Min	-73138.78	-22367.74	-311.93	-2242.08	-722.78
173	86	DX111	SLU_ENV_NL	Min	-74256.03	-21659.76	-52.69	-1543.14	-722.78
174	87	DX111	SLU_ENV_NL	Max	39956.65	9394.74	52.62	1465.01	2109.15
174	87	DX98	SLU_ENV_NL	Max	39182.27	14353.85	326.95	2242.10	2109.15
174	87	DX99	SLU_ENV_NL	Max	72636.57	20507.13	-107.00	2242.10	682.54
174	87	DX112	SLU_ENV_NL	Max	73028.52	21818.10	-155.94	1465.01	682.54
174	87	DX111	SLU_ENV_NL	Min	-72498.01	-21142.09	-324.42	-2727.32	-674.54
174	87	DX98	SLU_ENV_NL	Min	-71390.84	-21833.62	100.96	-116.67	-674.54
174	87	DX99	SLU_ENV_NL	Min	-10123.86	-583.09	-107.59	-116.67	-2154.61
174	87	DX112	SLU_ENV_NL	Min	-14937.29	-6995.88	-758.37	-2727.32	-2154.61
175	726	DX389	SLU_ENV_NL	Max	-276.44	58.79	1601.58	178.10	0.46
175	726	DX376	SLU_ENV_NL	Max	5206.42	1661.06	311.74	2.16	0.46
175	726	DX377	SLU_ENV_NL	Max	1250.02	1389.51	245.34	2.16	30.29
175	726	DX390	SLU_ENV_NL	Max	-240.73	566.33	1162.38	178.10	30.29
175	726	DX389	SLU_ENV_NL	Min	-310.73	-222.91	901.46	-2.70	-36.75
175	726	DX376	SLU_ENV_NL	Min	340.14	-233.76	-3061.49	-268.67	-36.75
175	726	DX377	SLU_ENV_NL	Min	238.44	-147.00	-3500.69	-268.67	-0.27
175	726	DX390	SLU_ENV_NL	Min	-1605.01	-89.06	835.07	-2.70	-0.27
176	88	DX114	SLU_ENV_NL	Max	285710.48	85500.27	842.10	7726.26	3230.30
176	88	DX101	SLU_ENV_NL	Max	282087.83	86124.51	1352.19	1885.62	3230.30
176	88	DX102	SLU_ENV_NL	Max	358109.97	108018.76	-232.20	1885.62	3923.56
176	88	DX115	SLU_ENV_NL	Max	360015.95	107100.15	-901.14	7726.26	3923.56
176	88	DX114	SLU_ENV_NL	Min	-322136.67	-96453.64	-602.59	-5647.92	-3941.31
176	88	DX101	SLU_ENV_NL	Min	-313622.81	-92930.26	321.34	-1429.27	-3941.31
176	88	DX102	SLU_ENV_NL	Min	-117498.17	-35345.07	-391.06	-1429.27	-3241.23
176	88	DX115	SLU_ENV_NL	Min	-123615.64	-37454.97	-1156.13	-5647.92	-3241.23
178	857	DX60	SLU_ENV_NL	Max	34966.41	10490.63	2370.09	136.85	527.46
178	857	DX73	SLU_ENV_NL	Max	33031.41	9908.72	3818.39	273.84	527.46
178	857	SX73	SLU_ENV_NL	Max	39790.80	12011.00	6668.79	273.84	-7.37
178	857	SX60	SLU_ENV_NL	Max	43071.29	12847.63	5220.49	136.85	-7.37
178	857	DX60	SLU_ENV_NL	Min	-19391.23	-5744.46	-19412.51	-622.87	5.81
178	857	DX73	SLU_ENV_NL	Min	-21378.82	-6486.55	-22250.44	148.02	5.81
178	857	SX73	SLU_ENV_NL	Min	-17428.53	-5227.44	-20724.68	148.02	-530.66
178	857	SX60	SLU_ENV_NL	Min	-15477.42	-4644.35	-17886.76	-622.87	-530.66
179	89	DX94	SLU_ENV_NL	Max	354624.36	105855.33	393.27	4951.94	3295.53
179	89	DX81	SLU_ENV_NL	Max	352549.89	106790.34	1082.26	763.37	3295.53
179	89	DX82	SLU_ENV_NL	Max	276346.95	83337.73	346.49	763.37	2688.34
179	89	DX95	SLU_ENV_NL	Max	278793.42	81972.08	-342.50	4951.94	2688.34
179	89	DX94	SLU_ENV_NL	Min	-115241.03	-34647.99	-77.71	-6928.61	-2703.83
179	89	DX81	SLU_ENV_NL	Min	-109406.11	-32137.96	822.91	-1325.10	-2703.83
179	89	DX82	SLU_ENV_NL	Min	-305928.47	-91654.93	-236.96	-1325.10	-3312.11
179	89	DX95	SLU_ENV_NL	Min	-312453.40	-94865.62	-1137.57	-6928.61	-3312.11
180	727	DX375	SLU_ENV_NL	Max	79516.58	23852.69	1416.97	26.67	-5.00
180	727	DX362	SLU_ENV_NL	Max	120937.48	36305.54	2259.33	-43.02	-5.00
180	727	DX363	SLU_ENV_NL	Max	25604.86	7567.43	27.83	-43.02	196.77
180	727	DX376	SLU_ENV_NL	Max	-486.45	300.27	1063.92	26.67	196.77
180	727	DX375	SLU_ENV_NL	Min	-513.29	97.33	1193.37	-16.86	-251.73
180	727	DX362	SLU_ENV_NL	Min	1086.11	154.22	157.28	-3004.93	-251.73
180	727	DX363	SLU_ENV_NL	Min	104.80	69.68	-1341.85	-3004.93	5.46
180	727	DX376	SLU_ENV_NL	Min	-1539.62	-589.99	-2184.21	-16.86	5.46
181	90	DX97	SLU_ENV_NL	Max	75776.42	23682.85	25.88	2145.00	579.26
181	90	DX84	SLU_ENV_NL	Max	75397.99	22633.05	604.50	-15.89	579.26
181	90	DX85	SLU_ENV_NL	Max	35783.00	13240.29	300.88	-15.89	1642.41
181	90	DX98	SLU_ENV_NL	Max	36161.15	8505.98	-102.12	2145.00	1642.41
181	90	DX97	SLU_ENV_NL	Min	-10250.93	-5228.91	10.38	-1358.95	-1684.87
181	90	DX84	SLU_ENV_NL	Min	-6302.39	658.65	114.84	-1732.90	-1684.87
181	90	DX85	SLU_ENV_NL	Min	-71618.60	-21980.75	-13.16	-1732.90	-573.10
181	90	DX98	SLU_ENV_NL	Min	-72455.44	-21489.33	-293.24	-1358.95	-573.10
182	91	DX98	SLU_ENV_NL	Max	36160.63	8505.82	303.30	1292.40	1642.40
182	91	DX85	SLU_ENV_NL	Max	35782.77	13240.22	13.24	1732.92	1642.40
182	91	DX86	SLU_ENV_NL	Max	72649.67	21819.69	-114.93	1732.92	540.00
182	91	DX99	SLU_ENV_NL	Max	72942.40	22829.04	-18.98	1292.40	540.00
182	91	DX98	SLU_ENV_NL	Min	-70745.27	-20984.20	102.22	-2145.01	-534.05
182	91	DX85	SLU_ENV_NL	Min	-69921.88	-21463.81	-292.64	40.60	-534.05
182	91	DX86	SLU_ENV_NL	Min	-6301.48	658.94	-614.93	40.60	-1684.86
182	91	DX99	SLU_ENV_NL	Min	-10250.32	-5228.72	-25.95	-2145.01	-1684.86
183	728	DX376	SLU_ENV_NL	Max	5677.53	1607.81	226.62	205.10	0.83
183	728	DX363	SLU_ENV_NL	Max	8058.23	2270.79	881.33	-10.89	0.83
183	728	DX364	SLU_ENV_NL	Max	671.99	-294.50	981.19	-10.89	46.38
183	728	DX377	SLU_ENV_NL	Max	410.93	442.76	326.48	205.10	46.38
183	728	DX376	SLU_ENV_NL	Min	602.89	627.31	-3222.21	4.11	-48.34
183	728	DX363	SLU_ENV_NL	Min	-476.45	-104.93	-243.74	-426.17	-48.34
183	728	DX364	SLU_ENV_NL	Min	-680.47	-538.07	-397.78	-426.17	3.08
183	728	DX377	SLU_ENV_NL	Min	162.75	-611.10	-3376.25	4.11	3.08
184	92	DX101	SLU_ENV_NL	Max	278794.99	81972.53	1151.44	6892.19	2688.34



Autorità Portuale di Taranto
Interventi per il dragaggio di 2,3 M³ di sedimenti in area Molo Polisettoriale e per la realizzazione di un primo lotto della cassa di colmata funzionale all'ampliamento del V Sporgente del Porto di Taranto

Allegati alla relazione di calcolo strutturale allineamento "BC"

Data 05/2016
Rev. B
c.d.c.: C296A
514B



184	92	DX88	SLU_ENV_NL	Max	276348.72	83338.25	222.25	1325.09	2688.34
184	92	DX89	SLU_ENV_NL	Max	353063.85	106941.47	-837.76	1325.09	3265.10
184	92	DX102	SLU_ENV_NL	Max	355102.89	106012.83	91.43	6892.19	3265.10
184	92	DX101	SLU_ENV_NL	Min	-311739.86	-94671.44	342.58	-4951.95	-3281.54
184	92	DX88	SLU_ENV_NL	Min	-305259.87	-91487.58	-346.46	-728.77	-3281.54
184	92	DX89	SLU_ENV_NL	Min	-109406.74	-32138.09	-1082.35	-728.77	-2703.83
184	92	DX102	SLU_ENV_NL	Min	-115241.87	-34648.19	-393.30	-4951.95	-2703.83
185	858	DX75	SLU_ENV_NL	Max	181795.00	54968.56	-1712.21	-37.18	1453.81
185	858	SX75	SLU_ENV_NL	Max	160973.73	48549.82	-1437.93	-37.18	2417.72
185	858	SX62	SLU_ENV_NL	Max	160721.55	47958.76	-1828.99	3405.40	2417.72
185	858	DX62	SLU_ENV_NL	Max	184530.17	54929.00	-2103.27	3405.40	1453.81
185	858	DX75	SLU_ENV_NL	Min	-211625.58	-63746.52	-11925.57	-692.29	-2417.55
185	858	SX75	SLU_ENV_NL	Min	-216032.88	-65239.97	-11905.69	-692.29	-1449.90
185	858	SX62	SLU_ENV_NL	Min	-218499.10	-65119.62	-10358.05	-2497.95	-1449.90
185	858	DX62	SLU_ENV_NL	Min	-215001.33	-64241.55	-10377.92	-2497.95	-2417.55
186	859	DX58	SLU_ENV_NL	Max	34967.64	10490.99	19412.41	654.40	550.10
186	859	SX58	SLU_ENV_NL	Max	45208.77	13485.73	17886.80	654.40	-7.35
186	859	SX71	SLU_ENV_NL	Max	41897.81	12646.24	20724.71	-148.00	-7.35
186	859	DX71	SLU_ENV_NL	Max	33032.73	9909.12	22250.32	-148.00	550.10
186	859	DX58	SLU_ENV_NL	Min	-21651.03	-6419.27	-2501.35	-136.87	5.79
186	859	SX58	SLU_ENV_NL	Min	-15478.80	-4644.76	-5357.29	-136.87	-553.31
186	859	SX71	SLU_ENV_NL	Min	-17429.75	-5227.81	-6833.37	-280.70	-553.31
186	859	DX71	SLU_ENV_NL	Min	-23613.74	-7160.16	-3977.44	-280.70	5.79
187	93	DX81	SLU_ENV_NL	Max	349678.93	104057.23	327.88	4255.69	2867.87
187	93	DX68	SLU_ENV_NL	Max	347034.42	104367.68	-161.48	322.79	2867.87
187	93	DX69	SLU_ENV_NL	Max	266449.63	81059.69	1278.34	322.79	2144.55
187	93	DX82	SLU_ENV_NL	Max	274330.35	82206.59	2205.67	4255.69	2144.55
187	93	DX81	SLU_ENV_NL	Min	-107929.48	-32806.71	-671.44	-6366.76	-2138.90
187	93	DX68	SLU_ENV_NL	Min	-109181.48	-33072.80	-1598.77	-730.69	-2138.90
187	93	DX69	SLU_ENV_NL	Min	-299057.36	-88717.33	-558.63	-730.69	-2878.66
187	93	DX82	SLU_ENV_NL	Min	-303713.20	-91107.47	-69.27	-6366.76	-2878.66
188	729	DX362	SLU_ENV_NL	Max	121302.23	35909.37	28.85	122.05	167.69
188	729	DX349	SLU_ENV_NL	Max	89358.22	27126.83	1041.00	-190.55	167.69
188	729	DX350	SLU_ENV_NL	Max	2333.77	1375.38	1158.15	-190.55	26.30
188	729	DX363	SLU_ENV_NL	Max	25065.40	7381.24	1559.67	122.05	26.30
188	729	DX362	SLU_ENV_NL	Min	1450.14	772.95	-1340.47	-2555.65	-20.62
188	729	DX349	SLU_ENV_NL	Min	609.34	-139.29	-2958.78	-583.87	-20.62
188	729	DX350	SLU_ENV_NL	Min	-1883.24	-1090.23	-58.64	-583.87	-128.26
188	729	DX363	SLU_ENV_NL	Min	-55.23	130.93	146.00	-2555.65	-128.26
189	94	DX84	SLU_ENV_NL	Max	75054.21	22133.62	672.60	1741.63	51.61
189	94	DX71	SLU_ENV_NL	Max	75711.01	21920.54	150.17	-621.69	51.61
189	94	DX72	SLU_ENV_NL	Max	32841.51	11695.54	-77.45	-621.69	1326.15
189	94	DX85	SLU_ENV_NL	Max	33254.89	8160.64	247.93	1741.63	1326.15
189	94	DX84	SLU_ENV_NL	Min	-6626.11	-3767.77	85.46	-740.80	-1358.01
189	94	DX71	SLU_ENV_NL	Min	-3495.24	667.24	31.30	-1386.72	-1358.01
189	94	DX72	SLU_ENV_NL	Min	-70637.48	-21244.93	-274.50	-1386.72	-50.58
189	94	DX85	SLU_ENV_NL	Min	-71190.46	-21200.13	-23.29	-740.80	-50.58
190	95	DX85	SLU_ENV_NL	Max	33254.64	8160.56	23.16	684.80	1326.14
190	95	DX72	SLU_ENV_NL	Max	32840.82	11695.33	280.34	1386.73	1326.14
190	95	DX73	SLU_ENV_NL	Max	73038.83	21122.82	-31.15	1386.73	20.90
190	95	DX86	SLU_ENV_NL	Max	72325.09	21307.14	-85.33	684.80	20.90
190	95	DX85	SLU_ENV_NL	Min	-69523.82	-20706.34	-245.31	-1741.64	-20.01
190	95	DX72	SLU_ENV_NL	Min	-68991.36	-20744.89	77.33	637.12	-20.01
190	95	DX73	SLU_ENV_NL	Min	-3494.77	667.37	-152.87	637.12	-1358.00
190	95	DX86	SLU_ENV_NL	Min	-6625.19	-3767.52	-678.53	-1741.64	-1358.00
191	730	DX363	SLU_ENV_NL	Max	8241.25	2314.31	1006.08	38.73	17.77
191	730	DX350	SLU_ENV_NL	Max	8444.42	3228.25	1800.08	5.15	17.77
191	730	DX351	SLU_ENV_NL	Max	944.02	575.58	1797.91	5.15	8.44
191	730	DX364	SLU_ENV_NL	Max	535.77	103.40	869.01	38.73	8.44
191	730	DX363	SLU_ENV_NL	Min	-373.58	39.91	-343.48	-265.71	-6.56
191	730	DX350	SLU_ENV_NL	Min	1117.50	-194.49	283.52	-61.22	-6.56
191	730	DX351	SLU_ENV_NL	Min	51.98	-369.29	146.44	-61.22	-22.88
191	730	DX364	SLU_ENV_NL	Min	-620.51	-425.62	-345.65	-265.71	-22.88
192	96	DX88	SLU_ENV_NL	Max	274332.14	82207.14	36.74	6332.20	2144.56
192	96	DX75	SLU_ENV_NL	Max	266451.44	81060.24	556.09	730.69	2144.56
192	96	DX76	SLU_ENV_NL	Max	347539.01	104502.02	1598.79	730.69	2838.70
192	96	DX89	SLU_ENV_NL	Max	350214.07	104212.97	671.40	6332.20	2838.70
192	96	DX88	SLU_ENV_NL	Min	-303045.50	-90877.12	-2205.70	-4255.70	-2849.23
192	96	DX75	SLU_ENV_NL	Min	-298490.18	-88532.12	-1278.30	-289.14	-2849.23
192	96	DX76	SLU_ENV_NL	Min	-109182.11	-33073.05	195.66	-289.14	-2138.91
192	96	DX89	SLU_ENV_NL	Min	-107930.15	-32806.97	-323.69	-4255.70	-2138.91
193	860	DX56	SLU_ENV_NL	Max	184529.36	54928.75	10464.56	2508.18	1455.84
193	860	SX56	SLU_ENV_NL	Max	162285.15	48427.50	10498.71	2508.18	2417.72
193	860	SX69	SLU_ENV_NL	Max	162550.10	49023.07	12070.35	692.29	2417.72
193	860	DX69	SLU_ENV_NL	Max	181794.57	54968.42	12036.20	692.29	1455.84
193	860	DX56	SLU_ENV_NL	Min	-215961.44	-64529.22	2103.03	-3405.39	-2417.54
193	860	SX56	SLU_ENV_NL	Min	-218498.25	-65119.37	1829.21	-3405.39	-1451.83
193	860	SX69	SLU_ENV_NL	Min	-216031.67	-65239.61	1438.14	44.05	-1451.83
193	860	DX69	SLU_ENV_NL	Min	-212568.66	-64029.81	1711.96	44.05	-2417.54
195	97	DX68	SLU_ENV_NL	Max	345004.00	103485.86	358.65	3466.58	2456.87
195	97	DX55	SLU_ENV_NL	Max	345176.02	104446.81	1293.88	-26.52	2456.87



Autorità Portuale di Taranto
Interventi per il dragaggio di 2,3 M³ di sedimenti in area Molo Polisettoriale e per la realizzazione di un primo lotto della cassa di colmata funzionale all'ampliamento del V Sporgente del Porto di Taranto

Allegati alla relazione di calcolo strutturale allineamento "BC"

Data 05/2016
Rev. B
c.d.c.: C296A
514B



195	97	DX56	SLU_ENV_NL	Max	261626.14	78662.37	738.95	-26.52	1497.29
195	97	DX69	SLU_ENV_NL	Max	264357.90	78273.61	104.37	3466.58	1497.29
195	97	DX68	SLU_ENV_NL	Min	-107661.89	-32193.85	-395.05	-5843.79	-1503.39
195	97	DX55	SLU_ENV_NL	Min	-105984.49	-31055.84	239.53	-106.18	-1503.39
195	97	DX56	SLU_ENV_NL	Min	-291380.31	-87321.24	-482.58	-106.18	-2471.91
195	97	DX69	SLU_ENV_NL	Min	-297713.11	-90122.72	-1417.80	-5843.79	-2471.91
196	731	DX349	SLU_ENV_NL	Max	87373.91	25777.57	1560.77	307.91	106.25
196	731	DX336	SLU_ENV_NL	Max	74522.38	22866.47	462.20	-515.82	106.25
196	731	DX337	SLU_ENV_NL	Max	3358.54	767.13	460.16	-515.82	58.16
196	731	DX350	SLU_ENV_NL	Max	3611.99	371.04	692.56	307.91	58.16
196	731	DX349	SLU_ENV_NL	Min	1494.95	999.74	-2149.43	-2045.12	-65.48
196	731	DX336	SLU_ENV_NL	Min	11941.73	3114.83	-514.84	-691.91	-65.48
196	731	DX337	SLU_ENV_NL	Min	-1482.40	-236.45	-406.01	-691.91	-96.86
196	731	DX350	SLU_ENV_NL	Min	-2058.14	139.78	-1174.43	-2045.12	-96.86
197	98	DX71	SLU_ENV_NL	Max	76475.34	23649.35	311.45	2124.54	-737.35
197	98	DX58	SLU_ENV_NL	Max	78611.69	23839.96	872.83	-1550.84	-737.35
197	98	DX59	SLU_ENV_NL	Max	29925.84	10564.52	229.17	-1550.84	1683.37
197	98	DX72	SLU_ENV_NL	Max	30658.44	7819.78	-152.97	2124.54	1683.37
197	98	DX71	SLU_ENV_NL	Min	-3278.91	-2012.78	233.68	167.53	-1709.59
197	98	DX58	SLU_ENV_NL	Min	590.63	1801.30	395.71	-1829.91	-1709.59
197	98	DX59	SLU_ENV_NL	Min	-71069.42	-21437.59	9.06	-1829.91	737.02
197	98	DX72	SLU_ENV_NL	Min	-70908.78	-21330.34	-332.20	167.53	737.02
198	99	DX72	SLU_ENV_NL	Max	30657.73	7819.56	334.90	-214.62	1683.37
198	99	DX59	SLU_ENV_NL	Max	29925.28	10564.35	-9.02	1829.94	1683.37
198	99	DX60	SLU_ENV_NL	Max	75995.43	23063.81	-395.77	1829.94	-760.84
198	99	DX73	SLU_ENV_NL	Max	73821.09	22851.77	-233.72	-214.62	-760.84
198	99	DX72	SLU_ENV_NL	Min	-69285.95	-20848.26	153.04	-2124.57	760.40
198	99	DX59	SLU_ENV_NL	Min	-69466.64	-20951.99	-228.33	1558.38	760.40
198	99	DX60	SLU_ENV_NL	Min	591.35	1801.53	-875.43	1558.38	-1709.59
198	99	DX73	SLU_ENV_NL	Min	-3278.41	-2012.62	-312.20	-2124.57	-1709.59
199	732	DX350	SLU_ENV_NL	Max	7759.29	1601.91	1595.94	99.89	13.14
199	732	DX337	SLU_ENV_NL	Max	3917.43	1396.82	113.91	-12.29	13.14
199	732	DX338	SLU_ENV_NL	Max	-775.53	645.13	126.59	-12.29	23.36
199	732	DX351	SLU_ENV_NL	Max	1081.68	861.78	1946.10	99.89	23.36
199	732	DX350	SLU_ENV_NL	Min	1737.25	1287.73	207.32	-188.55	-17.20
199	732	DX337	SLU_ENV_NL	Min	1846.85	304.29	-2338.65	-170.38	-17.20
199	732	DX338	SLU_ENV_NL	Min	-1125.55	-465.82	-1988.50	-170.38	-13.31
199	732	DX351	SLU_ENV_NL	Min	246.22	377.00	220.00	-188.55	-13.31
200	100	DX75	SLU_ENV_NL	Max	264359.71	78274.14	1414.91	5801.94	1497.26
200	100	DX62	SLU_ENV_NL	Max	261627.28	78662.71	451.90	148.42	1497.26
200	100	DX63	SLU_ENV_NL	Max	345691.03	104617.51	-239.34	148.42	2420.78
200	100	DX76	SLU_ENV_NL	Max	345538.00	103647.74	395.30	5801.94	2420.78
200	100	DX75	SLU_ENV_NL	Min	-297182.19	-89987.91	-104.55	-3466.56	-2435.76
200	100	DX62	SLU_ENV_NL	Min	-290947.28	-87211.01	-739.19	26.48	-2435.76
200	100	DX63	SLU_ENV_NL	Min	-105985.84	-31056.19	-1287.50	26.48	-1503.36
200	100	DX76	SLU_ENV_NL	Min	-107662.50	-32193.98	-324.49	-3466.56	-1503.36
201	861	DX75	SLU_ENV_NL	Max	180269.55	53510.41	-2528.34	4038.57	2038.85
201	861	DX88	SLU_ENV_NL	Max	170019.34	51576.25	-2736.04	479.59	2038.85
201	861	SX88	SLU_ENV_NL	Max	155913.84	47136.95	-1256.63	479.59	3197.73
201	861	SX75	SLU_ENV_NL	Max	160026.35	47645.11	-1048.93	4038.57	3197.73
201	861	DX75	SLU_ENV_NL	Min	-210677.86	-62840.69	-13119.35	-2976.44	-3204.54
201	861	DX88	SLU_ENV_NL	Min	-210403.47	-63483.71	-14487.29	-1387.08	-3204.54
201	861	SX88	SLU_ENV_NL	Min	-217871.25	-65929.84	-14117.88	-1387.08	-2039.27
201	861	SX75	SLU_ENV_NL	Min	-214508.07	-63783.96	-12749.94	-2976.44	-2039.27
202	862	DX88	SLU_ENV_NL	Max	168005.92	49652.40	-2855.83	4858.05	2760.36
202	862	DX101	SLU_ENV_NL	Max	167271.20	50930.74	-2500.49	1116.72	2760.36
202	862	SX101	SLU_ENV_NL	Max	153312.18	46484.45	-4082.46	1116.72	4218.30
202	862	SX88	SLU_ENV_NL	Max	154611.29	45892.59	-4437.80	4858.05	4218.30
202	862	DX88	SLU_ENV_NL	Min	-209100.86	-62239.15	-15172.64	-3560.95	-4213.92
202	862	DX101	SLU_ENV_NL	Min	-204462.38	-61829.82	-16306.82	-2287.90	-4213.92
202	862	SX101	SLU_ENV_NL	Min	-207522.11	-63007.29	-15235.61	-2287.90	-2759.29
202	862	SX88	SLU_ENV_NL	Min	-215858.07	-64006.77	-14101.43	-3560.95	-2759.29
203	101	DX55	SLU_ENV_NL	Max	342968.74	102385.26	3610.67	2518.84	2356.18
203	101	DX42	SLU_ENV_NL	Max	351470.00	104998.59	2998.80	881.10	2356.18
203	101	DX43	SLU_ENV_NL	Max	269089.77	81591.50	-3223.16	881.10	689.33
203	101	DX56	SLU_ENV_NL	Max	260762.99	78287.56	-2223.15	2518.84	689.33
203	101	DX55	SLU_ENV_NL	Min	-105685.99	-32563.20	3205.45	-5688.04	-717.54
203	101	DX42	SLU_ENV_NL	Min	-95465.37	-28810.20	2205.45	-169.23	-717.54
203	101	DX43	SLU_ENV_NL	Min	-275346.49	-82029.20	-3798.88	-169.23	-2384.64
203	101	DX56	SLU_ENV_NL	Min	-289555.82	-86535.67	-3187.02	-5688.04	-2384.64
204	733	DX336	SLU_ENV_NL	Max	73087.27	21248.13	218.69	301.59	44.88
204	733	DX323	SLU_ENV_NL	Max	74154.87	22779.65	1234.48	-740.96	44.88
204	733	DX324	SLU_ENV_NL	Max	4160.30	1787.97	799.56	-740.96	78.89
204	733	DX337	SLU_ENV_NL	Max	2638.43	1296.04	-216.23	301.59	78.89
204	733	DX336	SLU_ENV_NL	Min	13288.64	4675.29	-25.87	-1574.51	-77.60
204	733	DX323	SLU_ENV_NL	Min	19156.89	5094.76	-1810.38	-908.73	-77.60
204	733	DX324	SLU_ENV_NL	Min	2900.83	392.89	-2008.70	-908.73	-55.05
204	733	DX337	SLU_ENV_NL	Min	-610.71	-496.17	-224.19	-1574.51	-55.05
205	102	DX58	SLU_ENV_NL	Max	79379.85	23593.19	1133.31	2735.85	-1708.92
205	102	DX45	SLU_ENV_NL	Max	83500.57	24318.37	714.91	-2519.64	-1708.92
205	102	DX46	SLU_ENV_NL	Max	26423.55	9123.98	-108.96	-2519.64	2243.92



Autorità Portuale di Taranto
Interventi per il dragaggio di 2,3 M m³ di sedimenti in area Molo Polisettoriale e per la realizzazione di un primo lotto della cassa di colmata funzionale all'ampliamento del V Sporgente del Porto di Taranto

Allegati alla relazione di calcolo strutturale allineamento "BC"

Data 05/2016
Rev. B
c.d.c.: C296A
514B



205	102	DX59	SLU_ENV_NL	Max	27558.79	7120.51	115.61	2735.85	2243.92
205	102	DX58	SLU_ENV_NL	Min	1226.57	-525.07	678.81	1274.08	-2265.35
205	102	DX45	SLU_ENV_NL	Min	6323.92	2834.27	668.20	-2706.72	-2265.35
205	102	DX46	SLU_ENV_NL	Min	-72822.46	-21743.65	-302.78	-2706.72	1706.64
205	102	DX59	SLU_ENV_NL	Min	-71957.47	-21590.46	-98.35	1274.08	1706.64
206	103	DX59	SLU_ENV_NL	Max	27558.20	7120.33	98.36	-1313.09	2243.93
206	103	DX46	SLU_ENV_NL	Max	26423.00	9123.82	311.63	2706.91	2243.93
206	103	DX47	SLU_ENV_NL	Max	80941.73	23552.43	-668.22	2706.91	-1725.78
206	103	DX60	SLU_ENV_NL	Max	76773.50	22805.78	-678.84	-1313.09	-1725.78
206	103	DX59	SLU_ENV_NL	Min	-70372.00	-21118.24	-109.92	-2735.89	1723.38
206	103	DX46	SLU_ENV_NL	Min	-71231.11	-21262.83	108.99	2519.69	1723.38
206	103	DX47	SLU_ENV_NL	Min	6324.83	2834.53	-720.70	2519.69	-2265.36
206	103	DX60	SLU_ENV_NL	Min	1227.31	-524.86	-1142.24	-2735.89	-2265.36
207	734	DX337	SLU_ENV_NL	Max	3578.01	1244.75	265.56	100.91	2.65
207	734	DX324	SLU_ENV_NL	Max	5696.55	2540.36	308.01	-34.64	2.65
207	734	DX325	SLU_ENV_NL	Max	572.01	724.92	21.01	-34.64	28.00
207	734	DX338	SLU_ENV_NL	Max	-852.31	252.90	-21.44	100.91	28.00
207	734	DX337	SLU_ENV_NL	Min	2421.38	752.26	-2080.65	-135.12	-24.26
207	734	DX324	SLU_ENV_NL	Min	5381.53	839.94	-149.40	-247.32	-24.26
207	734	DX325	SLU_ENV_NL	Min	425.79	-744.97	-310.75	-247.32	-12.43
207	734	DX338	SLU_ENV_NL	Min	-1519.32	-1154.29	-2242.00	-135.12	-12.43
208	104	DX62	SLU_ENV_NL	Max	260764.14	78287.91	3186.44	5636.00	689.32
208	104	DX49	SLU_ENV_NL	Max	269092.38	81592.29	3826.92	222.77	689.32
208	104	DX50	SLU_ENV_NL	Max	352093.33	105185.07	-2205.86	222.77	2310.70
208	104	DX63	SLU_ENV_NL	Max	343498.55	102518.36	-3205.91	5636.00	2310.70
208	104	DX62	SLU_ENV_NL	Min	-289140.36	-86397.05	2223.56	-2518.85	-2339.42
208	104	DX49	SLU_ENV_NL	Min	-274932.66	-81881.35	3223.61	-881.12	-2339.42
208	104	DX50	SLU_ENV_NL	Min	-95465.36	-28810.24	-2994.92	-881.12	-717.54
208	104	DX63	SLU_ENV_NL	Min	-105687.40	-32563.69	-3635.40	-2518.85	-717.54
209	863	DX101	SLU_ENV_NL	Max	164754.66	48527.51	-1081.58	5519.57	3672.83
209	863	DX114	SLU_ENV_NL	Max	160038.68	48910.49	694.87	1924.68	3672.83
209	863	SX114	SLU_ENV_NL	Max	147450.29	44887.88	-2435.60	1924.68	5058.97
209	863	SX101	SLU_ENV_NL	Max	151566.64	44817.20	-4212.06	5519.57	5058.97
209	863	DX101	SLU_ENV_NL	Min	-202716.50	-60161.44	-15799.99	-4298.37	-5054.44
209	863	DX114	SLU_ENV_NL	Min	-198933.65	-60333.61	-17013.15	-3051.12	-5054.44
209	863	SX114	SLU_ENV_NL	Min	-198841.53	-60552.67	-17823.10	-3051.12	-3670.36
209	863	SX101	SLU_ENV_NL	Min	-205004.72	-60601.20	-16609.94	-4298.37	-3670.36
211	105	DX42	SLU_ENV_NL	Max	350233.06	105292.42	1092.13	2042.88	1663.26
211	105	DX29	SLU_ENV_NL	Max	353887.51	107020.73	2105.68	1334.41	1663.26
211	105	DX30	SLU_ENV_NL	Max	271879.07	81199.12	-773.03	1334.41	298.78
211	105	DX43	SLU_ENV_NL	Max	268305.99	80055.80	-1564.53	2042.88	298.78
211	105	DX42	SLU_ENV_NL	Min	-94922.46	-28077.41	629.23	-4842.81	-309.82
211	105	DX29	SLU_ENV_NL	Min	-91027.45	-26459.39	1420.73	-948.10	-309.82
211	105	DX30	SLU_ENV_NL	Min	-266631.94	-79965.26	-1167.43	-948.10	-1682.41
211	105	DX43	SLU_ENV_NL	Min	-274320.52	-83026.28	-2180.98	-4842.81	-1682.41
212	735	DX323	SLU_ENV_NL	Max	73581.43	21414.79	1474.43	173.49	-30.09
212	735	DX310	SLU_ENV_NL	Max	74348.68	23022.43	812.09	-867.88	-30.09
212	735	DX311	SLU_ENV_NL	Max	8841.58	1990.36	-124.03	-867.88	75.99
212	735	DX324	SLU_ENV_NL	Max	3689.86	2127.12	538.30	173.49	75.99
212	735	DX323	SLU_ENV_NL	Min	20756.47	7124.34	-2017.84	-1047.47	-80.31
212	735	DX310	SLU_ENV_NL	Min	32308.01	8879.69	-262.51	-1393.05	-80.31
212	735	DX311	SLU_ENV_NL	Min	3009.67	1287.38	-284.51	-1393.05	21.78
212	735	DX324	SLU_ENV_NL	Min	2462.26	-220.52	-2039.85	-1047.47	21.78
213	106	DX45	SLU_ENV_NL	Max	84969.37	25653.11	640.69	2397.89	-1423.65
213	106	DX32	SLU_ENV_NL	Max	88404.90	26986.45	865.42	-2268.16	-1423.65
213	106	DX33	SLU_ENV_NL	Max	22999.96	7445.75	121.77	-2268.16	1997.88
213	106	DX46	SLU_ENV_NL	Max	24360.92	7054.41	-122.32	2397.89	1997.88
213	106	DX45	SLU_ENV_NL	Min	7622.44	2356.82	476.39	904.37	-2005.64
213	106	DX32	SLU_ENV_NL	Min	11877.23	3905.83	690.03	-2405.33	-2005.64
213	106	DX33	SLU_ENV_NL	Min	-74788.12	-22126.37	-72.98	-2405.33	1416.11
213	106	DX46	SLU_ENV_NL	Min	-74170.99	-22677.47	-267.26	904.37	1416.11
214	107	DX46	SLU_ENV_NL	Max	24360.33	7054.23	271.29	-935.57	1997.90
214	107	DX33	SLU_ENV_NL	Max	22999.47	7445.61	73.01	2398.22	1997.90
214	107	DX34	SLU_ENV_NL	Max	85880.24	26235.18	-690.09	2398.22	-1433.99
214	107	DX47	SLU_ENV_NL	Max	82420.15	24889.40	-478.72	-935.57	-1433.99
214	107	DX46	SLU_ENV_NL	Min	-72591.30	-22205.67	122.37	-2397.93	1426.39
214	107	DX33	SLU_ENV_NL	Min	-73208.74	-21650.45	-119.54	2268.21	1426.39
214	107	DX34	SLU_ENV_NL	Min	11878.41	3906.20	-869.55	2268.21	-2005.65
214	107	DX47	SLU_ENV_NL	Min	7623.40	2357.12	-640.73	-2397.93	-2005.65
215	736	DX324	SLU_ENV_NL	Max	6886.16	3037.99	137.97	58.39	-1.35
215	736	DX311	SLU_ENV_NL	Max	6680.00	1545.75	318.81	-60.01	-1.35
215	736	DX312	SLU_ENV_NL	Max	-36.02	708.28	342.52	-60.01	31.40
215	736	DX325	SLU_ENV_NL	Max	680.74	1205.50	161.68	58.39	31.40
215	736	DX324	SLU_ENV_NL	Min	4700.78	455.13	-293.82	-83.43	-21.03
215	736	DX311	SLU_ENV_NL	Min	3884.56	1329.90	-2045.97	-291.00	-21.03
215	736	DX312	SLU_ENV_NL	Min	-889.26	-975.59	-1942.06	-291.00	-4.86
215	736	DX325	SLU_ENV_NL	Min	250.11	-532.02	-189.91	-83.43	-4.86
216	108	DX49	SLU_ENV_NL	Max	268308.62	80056.61	2204.97	4795.85	298.72
216	108	DX36	SLU_ENV_NL	Max	271880.15	81199.44	1159.80	998.10	298.72
216	108	DX37	SLU_ENV_NL	Max	354615.12	107273.17	-1420.25	998.10	1621.47
216	108	DX50	SLU_ENV_NL	Max	350886.07	105485.99	-628.71	4795.85	1621.47



Autorità Portuale di Taranto
Interventi per il dragaggio di 2,3 M m³ di sedimenti in area Molo Polisettoriale e per la realizzazione di un primo lotto della cassa di colmata funzionale all'ampliamento del V Sporgente del Porto di Taranto

Allegati alla relazione di calcolo strutturale allineamento "BC"

Data 05/2016
Rev. B
c.d.c.: C296A
514B



216	108	DX49	SLU_ENV_NL	Min	-273954.12	-82944.67	1564.07	-2042.83	-1640.91
216	108	DX36	SLU_ENV_NL	Min	-266273.56	-79867.99	772.53	-1334.49	-1640.91
216	108	DX37	SLU_ENV_NL	Min	-91029.12	-26459.85	-2127.92	-1334.49	-309.76
216	108	DX50	SLU_ENV_NL	Min	-94922.44	-28077.34	-1082.75	-2042.83	-309.76
217	864	DX73	SLU_ENV_NL	Max	33049.23	9924.55	4723.92	82.60	564.96
217	864	DX86	SLU_ENV_NL	Max	28597.27	8569.40	6591.27	310.48	564.96
217	864	SX86	SLU_ENV_NL	Max	36865.80	11138.53	8997.58	310.48	-71.30
217	864	SX73	SLU_ENV_NL	Max	39537.88	11782.57	7130.23	82.60	-71.30
217	864	DX73	SLU_ENV_NL	Min	-21126.40	-6259.76	-23923.92	-649.10	70.79
217	864	DX86	SLU_ENV_NL	Min	-22414.95	-6802.64	-27838.32	203.01	70.79
217	864	SX86	SLU_ENV_NL	Min	-22072.10	-6611.72	-27187.31	203.01	-567.33
217	864	SX73	SLU_ENV_NL	Min	-17446.53	-5243.88	-23272.90	-649.10	-567.33
218	865	DX86	SLU_ENV_NL	Max	28676.21	8640.37	8662.25	-85.57	566.84
218	865	DX99	SLU_ENV_NL	Max	29954.79	8948.93	11001.37	374.42	566.84
218	865	SX99	SLU_ENV_NL	Max	34386.05	10394.77	12224.15	374.42	-271.80
218	865	SX86	SLU_ENV_NL	Max	36604.01	10902.24	9885.03	-85.57	-271.80
218	865	DX86	SLU_ENV_NL	Min	-22153.53	-6567.62	-31464.52	-645.11	270.99
218	865	DX99	SLU_ENV_NL	Min	-22983.93	-6973.62	-34866.03	317.26	270.99
218	865	SX99	SLU_ENV_NL	Min	-21535.81	-6423.02	-34390.69	317.26	-568.76
218	865	SX86	SLU_ENV_NL	Min	-22151.16	-6683.08	-30989.18	-645.11	-568.76
219	109	DX29	SLU_ENV_NL	Max	352504.25	105050.24	1305.47	1614.18	752.16
219	109	DX16	SLU_ENV_NL	Max	354685.44	105723.89	460.56	1769.06	752.16
219	109	DX17	SLU_ENV_NL	Max	275107.69	82694.57	-1354.85	1769.06	-68.53
219	109	DX30	SLU_ENV_NL	Max	272123.36	82219.83	-451.99	1614.18	-68.53
219	109	DX29	SLU_ENV_NL	Min	-91409.42	-27939.09	1264.50	-3751.28	64.52
219	109	DX16	SLU_ENV_NL	Min	-88773.38	-27411.41	266.02	-1990.79	64.52
219	109	DX17	SLU_ENV_NL	Min	-261734.21	-77998.51	-1491.44	-1990.79	-760.16
219	109	DX30	SLU_ENV_NL	Min	-265648.00	-79325.84	-550.91	-3751.28	-760.16
220	737	DX310	SLU_ENV_NL	Max	73910.91	21244.01	640.98	-49.23	7.37
220	737	DX297	SLU_ENV_NL	Max	73057.96	22697.45	1032.77	-877.26	7.37
220	737	DX298	SLU_ENV_NL	Max	13246.46	2893.87	289.61	-877.26	62.55
220	737	DX311	SLU_ENV_NL	Max	8419.74	3529.14	-102.18	-49.23	62.55
220	737	DX310	SLU_ENV_NL	Min	33895.82	11227.43	-486.79	-1299.45	-61.73
220	737	DX297	SLU_ENV_NL	Min	41851.64	11553.05	-2553.49	-1151.61	-61.73
220	737	DX298	SLU_ENV_NL	Min	1286.75	1609.22	-2379.66	-1151.61	-14.82
220	737	DX311	SLU_ENV_NL	Min	2608.47	269.23	-312.96	-1299.45	-14.82
221	110	DX32	SLU_ENV_NL	Max	88859.04	26182.89	490.10	1118.06	-621.12
221	110	DX19	SLU_ENV_NL	Max	90368.10	26806.29	332.47	-1048.16	-621.12
221	110	DX20	SLU_ENV_NL	Max	21002.22	6245.25	-70.08	-1048.16	929.75
221	110	DX33	SLU_ENV_NL	Max	21752.59	6608.13	166.66	1118.06	929.75
221	110	DX32	SLU_ENV_NL	Min	12918.52	4056.51	375.25	-48.49	-928.89
221	110	DX19	SLU_ENV_NL	Min	14824.23	4203.59	96.84	-1492.08	-928.89
221	110	DX20	SLU_ENV_NL	Min	-75933.81	-22487.48	-226.59	-1492.08	617.50
221	110	DX33	SLU_ENV_NL	Min	-75676.16	-22769.17	-27.29	-48.49	617.50
222	111	DX33	SLU_ENV_NL	Max	21752.06	6607.97	27.38	25.24	929.76
222	111	DX20	SLU_ENV_NL	Max	21002.00	6245.18	232.95	1477.24	929.76
222	111	DX21	SLU_ENV_NL	Max	87866.43	26054.70	-100.13	1477.24	-624.74
222	111	DX34	SLU_ENV_NL	Max	86336.44	25423.23	-375.37	25.24	-624.74
222	111	DX33	SLU_ENV_NL	Min	-74102.76	-22297.88	-163.51	-1118.08	621.07
222	111	DX20	SLU_ENV_NL	Min	-74348.14	-22011.04	70.18	1048.19	621.07
222	111	DX21	SLU_ENV_NL	Min	14825.82	4204.05	-332.57	1048.19	-928.90
222	111	DX34	SLU_ENV_NL	Min	12919.73	4056.86	-496.59	-1118.08	-928.90
223	738	DX311	SLU_ENV_NL	Max	7568.06	3284.52	498.29	-12.72	1.19
223	738	DX298	SLU_ENV_NL	Max	11161.42	2413.88	-327.23	-20.43	1.19
223	738	DX299	SLU_ENV_NL	Max	1297.10	1136.57	-688.24	-20.43	24.68
223	738	DX312	SLU_ENV_NL	Max	-458.08	995.30	137.29	-12.72	24.68
223	738	DX311	SLU_ENV_NL	Min	3520.02	540.03	-1993.01	-105.96	-17.86
223	738	DX298	SLU_ENV_NL	Min	3960.08	2257.47	-672.16	-296.27	-17.86
223	738	DX299	SLU_ENV_NL	Min	562.76	-534.19	-688.71	-296.27	-11.64
223	738	DX312	SLU_ENV_NL	Min	-599.66	-907.98	-2009.56	-105.96	-11.64
224	112	DX36	SLU_ENV_NL	Max	272124.44	82220.14	545.23	3737.58	-68.52
224	112	DX23	SLU_ENV_NL	Max	275110.83	82695.50	1492.08	2008.19	-68.52
224	112	DX24	SLU_ENV_NL	Max	355457.99	105943.32	-266.62	2008.19	738.75
224	112	DX37	SLU_ENV_NL	Max	353234.07	105251.52	-1285.10	3737.58	738.75
224	112	DX36	SLU_ENV_NL	Min	-265300.64	-79206.78	452.59	-1614.21	-746.85
224	112	DX23	SLU_ENV_NL	Min	-261376.67	-77871.76	1377.84	-1769.06	-746.85
224	112	DX24	SLU_ENV_NL	Min	-88773.05	-27411.35	-452.49	-1769.06	64.51
224	112	DX37	SLU_ENV_NL	Min	-91411.15	-27939.67	-1306.10	-1614.21	64.51
225	866	DX99	SLU_ENV_NL	Max	30079.66	9061.21	11809.38	-82.03	459.78
225	866	DX112	SLU_ENV_NL	Max	30184.28	9017.98	14296.38	376.04	459.78
225	866	SX112	SLU_ENV_NL	Max	33435.42	10094.81	16624.68	376.04	-270.83
225	866	SX99	SLU_ENV_NL	Max	34148.54	10180.38	14137.68	-82.03	-270.83
225	866	DX99	SLU_ENV_NL	Min	-22746.79	-6760.45	-36156.83	-549.63	269.69
225	866	DX112	SLU_ENV_NL	Min	-22333.58	-6763.66	-37930.75	231.56	269.69
225	866	SX112	SLU_ENV_NL	Min	-22216.69	-6627.39	-37073.79	231.56	-462.02
225	866	SX99	SLU_ENV_NL	Min	-21660.85	-6535.87	-35299.87	-549.63	-462.02
228	739	DX297	SLU_ENV_NL	Max	73115.60	20976.46	381.33	-566.32	19.71
228	739	DX284	SLU_ENV_NL	Max	73713.91	23157.07	-687.99	-445.28	19.71
228	739	DX285	SLU_ENV_NL	Max	8580.64	1837.08	-425.60	-445.28	101.15
228	739	DX298	SLU_ENV_NL	Max	13809.92	5911.51	806.60	-566.32	101.15
228	739	DX297	SLU_ENV_NL	Min	42982.77	14184.08	-2708.69	-598.24	-108.75



Autorità Portuale di Taranto
Interventi per il dragaggio di 2,3 M³ di sedimenti in area Molo Polisettoriale e per la realizzazione di un primo lotto della cassa di colmata funzionale all'ampliamento del V Sporgente del Porto di Taranto

Allegati alla relazione di calcolo strutturale allineamento "BC"

Data 05/2016
Rev. B
c.d.c.: C296A
514B

228	739	DX284	SLU_ENV_NL	Min	38457.18	10291.28	-2094.69	-1996.70	-108.75
228	739	DX285	SLU_ENV_NL	Min	-4467.06	-686.99	-1669.42	-1996.70	1.54
228	739	DX298	SLU_ENV_NL	Min	-176.30	-1354.51	-2446.31	-598.24	1.54
231	740	DX298	SLU_ENV_NL	Max	12241.00	5439.12	-694.23	-115.29	10.58
231	740	DX285	SLU_ENV_NL	Max	8338.51	1766.15	-136.27	28.21	10.58
231	740	DX286	SLU_ENV_NL	Max	-244.49	830.69	165.41	28.21	8.70
231	740	DX299	SLU_ENV_NL	Max	2013.12	2269.51	-392.54	-115.29	8.70
231	740	DX298	SLU_ENV_NL	Min	3012.81	-384.05	-759.64	-178.01	6.21
231	740	DX285	SLU_ENV_NL	Min	1851.24	1194.77	-2121.66	-165.48	6.21
231	740	DX286	SLU_ENV_NL	Min	-1478.78	-1288.16	-1979.86	-165.48	-15.33
231	740	DX299	SLU_ENV_NL	Min	26.28	-1011.33	-617.85	-178.01	-15.33
233	867	DX71	SLU_ENV_NL	Max	33050.53	9924.93	23923.98	687.35	595.84
233	867	SX71	SLU_ENV_NL	Max	41632.54	12406.69	23272.75	687.35	-71.27
233	867	SX84	SLU_ENV_NL	Max	38911.34	11756.48	27187.15	-202.99	-71.27
233	867	DX84	SLU_ENV_NL	Max	28598.28	8569.71	27838.38	-202.99	595.84
233	867	DX71	SLU_ENV_NL	Min	-23348.98	-6922.26	-4898.09	-82.63	70.75
233	867	SX71	SLU_ENV_NL	Min	-17447.74	-5244.23	-7312.07	-82.63	-598.22
233	867	SX84	SLU_ENV_NL	Min	-22073.53	-6612.15	-9208.18	-324.57	-598.22
233	867	DX84	SLU_ENV_NL	Min	-24611.17	-7465.78	-6794.20	-324.57	70.75
234	741	DX284	SLU_ENV_NL	Max	92806.35	26722.59	-33.96	-620.29	-10.56
234	741	DX271	SLU_ENV_NL	Max	114328.65	35302.65	-914.02	-982.24	-10.56
234	741	DX272	SLU_ENV_NL	Max	3802.84	2313.29	-209.82	-982.24	165.25
234	741	DX285	SLU_ENV_NL	Max	11583.91	4491.45	-1642.85	-620.29	165.25
234	741	DX284	SLU_ENV_NL	Min	48812.45	15999.30	-2784.24	-1011.92	-211.52
234	741	DX271	SLU_ENV_NL	Min	41408.79	11087.14	-1937.83	-3522.16	-211.52
234	741	DX272	SLU_ENV_NL	Min	2956.93	-557.88	-3546.72	-3522.16	43.77
234	741	DX285	SLU_ENV_NL	Min	-7553.33	-2986.79	-2080.04	-1011.92	43.77
235	113	SX378	SLU_ENV_NL	Max	652.06	1465.57	496.19	73.15	11.68
235	113	SX365	SLU_ENV_NL	Max	338.51	1413.68	2591.42	88.30	11.68
235	113	SX366	SLU_ENV_NL	Max	1439.38	1313.85	2589.39	88.30	35.72
235	113	SX379	SLU_ENV_NL	Max	1238.01	1247.83	494.15	73.15	35.72
235	113	SX378	SLU_ENV_NL	Min	502.44	-31.36	-467.72	-58.54	-31.21
235	113	SX365	SLU_ENV_NL	Min	-574.58	-573.49	-778.98	-347.07	-31.21
235	113	SX366	SLU_ENV_NL	Min	-10038.86	-3344.72	-535.55	-347.07	-11.71
235	113	SX379	SLU_ENV_NL	Min	-6784.53	-2195.23	-224.29	-58.54	-11.71
236	114	SX379	SLU_ENV_NL	Max	-23.64	865.31	295.93	-127.00	19.69
236	114	SX366	SLU_ENV_NL	Max	3668.86	1986.72	3875.77	207.43	19.69
236	114	SX367	SLU_ENV_NL	Max	6986.44	2125.19	3403.08	207.43	78.94
236	114	SX380	SLU_ENV_NL	Max	1085.62	350.64	865.69	-127.00	78.94
236	114	SX379	SLU_ENV_NL	Min	-5371.81	-1758.07	-772.22	-548.58	-68.56
236	114	SX366	SLU_ENV_NL	Min	-8228.53	-2814.97	-1076.86	-1595.63	-68.56
236	114	SX367	SLU_ENV_NL	Min	-70226.93	-21136.42	-507.10	-1595.63	-27.42
236	114	SX380	SLU_ENV_NL	Min	-61399.16	-18298.52	-1244.91	-548.58	-27.42
237	115	SX380	SLU_ENV_NL	Max	29783.66	8881.06	704.04	646.34	1580.66
237	115	SX367	SLU_ENV_NL	Max	27635.07	8397.44	1968.77	1830.47	1580.66
237	115	SX368	SLU_ENV_NL	Max	34571.07	9210.67	349.12	1830.47	190.54
237	115	SX381	SLU_ENV_NL	Max	32227.35	7953.09	222.86	646.34	190.54
237	115	SX380	SLU_ENV_NL	Min	-104280.71	-31238.14	167.22	-1852.04	-194.46
237	115	SX367	SLU_ENV_NL	Min	-101280.60	-30376.04	-177.71	198.17	-194.46
237	115	SX368	SLU_ENV_NL	Min	27149.41	8286.84	-658.89	198.17	-1582.72
237	115	SX381	SLU_ENV_NL	Min	23312.35	7677.29	-1452.44	-1852.04	-1582.72
238	742	DX285	SLU_ENV_NL	Max	11033.28	4334.93	84.32	5.53	-2.96
238	742	DX272	SLU_ENV_NL	Max	12026.96	2505.56	-2397.81	-117.47	-2.96
238	742	DX273	SLU_ENV_NL	Max	1090.95	1743.08	-2553.71	-117.47	19.99
238	742	DX286	SLU_ENV_NL	Max	-843.77	1219.97	-71.58	5.53	19.99
238	742	DX285	SLU_ENV_NL	Min	1771.88	-158.16	-2495.47	-189.43	-18.09
238	742	DX272	SLU_ENV_NL	Min	3701.36	1900.69	-2624.93	-342.33	-18.09
238	742	DX273	SLU_ENV_NL	Min	-794.15	-1454.47	-2755.97	-342.33	0.37
238	742	DX286	SLU_ENV_NL	Min	-971.40	-911.07	-2626.51	-189.43	0.37
239	116	SX383	SLU_ENV_NL	Max	61314.12	18228.70	253.69	1791.65	668.72
239	116	SX370	SLU_ENV_NL	Max	65445.13	19462.24	156.27	875.43	668.72
239	116	SX371	SLU_ENV_NL	Max	28283.91	8411.95	1.77	875.43	1904.12
239	116	SX384	SLU_ENV_NL	Max	26927.86	8142.07	70.97	1791.65	1904.12
239	116	SX383	SLU_ENV_NL	Min	-2763.13	-886.02	109.97	-682.91	-1905.16
239	116	SX370	SLU_ENV_NL	Min	-4042.87	-1295.71	40.77	-2648.01	-1905.16
239	116	SX371	SLU_ENV_NL	Min	-76111.86	-22791.34	-135.23	-2648.01	-668.35
239	116	SX384	SLU_ENV_NL	Min	-72981.69	-21949.57	-37.81	-682.91	-668.35
240	117	SX384	SLU_ENV_NL	Max	26927.60	8141.99	40.58	682.93	1900.52
240	117	SX371	SLU_ENV_NL	Max	28283.80	8411.92	130.14	2640.33	1900.52
240	117	SX372	SLU_ENV_NL	Max	65239.47	19408.61	-40.77	2640.33	668.73
240	117	SX385	SLU_ENV_NL	Max	61116.39	18179.74	-110.02	682.93	668.73
240	117	SX384	SLU_ENV_NL	Min	-72052.69	-21670.41	-70.95	-1791.00	-668.36
240	117	SX371	SLU_ENV_NL	Min	-75178.99	-22511.94	-1.70	-875.45	-668.36
240	117	SX372	SLU_ENV_NL	Min	-4042.77	-1295.74	-160.46	-875.45	-1901.56
240	117	SX385	SLU_ENV_NL	Min	-2763.12	-886.07	-250.01	-1791.00	-1901.56
241	743	DX271	SLU_ENV_NL	Max	117626.29	34027.25	597.79	63.00	-163.86
241	743	DX258	SLU_ENV_NL	Max	136863.97	42320.18	-542.17	-1990.70	-163.86
241	743	DX259	SLU_ENV_NL	Max	19944.16	4573.22	-1734.95	-1990.70	285.50
241	743	DX272	SLU_ENV_NL	Max	3516.23	3024.58	-1729.74	63.00	285.50
241	743	DX271	SLU_ENV_NL	Min	43916.91	14909.74	-2346.82	-675.64	-326.51
241	743	DX258	SLU_ENV_NL	Min	69562.72	19199.70	-583.73	-4753.10	-326.51

241	743	DX259	SLU_ENV_NL	Min	3046.58	1845.90	-2911.26	-4753.10	144.39
241	743	DX272	SLU_ENV_NL	Min	-2066.19	-2162.90	-3539.59	-675.64	144.39
242	118	SX387	SLU_ENV_NL	Max	32227.53	7762.37	1452.49	1851.79	190.54
242	118	SX374	SLU_ENV_NL	Max	34571.45	9000.14	654.32	-198.17	190.54
242	118	SX375	SLU_ENV_NL	Max	23106.80	7034.10	173.92	-198.17	1590.69
242	118	SX388	SLU_ENV_NL	Max	25275.95	7558.02	-167.29	1851.79	1590.69
242	118	SX387	SLU_ENV_NL	Min	22611.76	7677.37	-226.36	-646.34	-1592.59
242	118	SX374	SLU_ENV_NL	Min	26449.00	8287.00	-349.05	-1853.89	-1592.59
242	118	SX375	SLU_ENV_NL	Min	-101280.92	-30376.12	-1968.83	-1853.89	-194.46
242	118	SX388	SLU_ENV_NL	Min	-104281.24	-31238.29	-706.75	-646.34	-194.46
243	744	DX272	SLU_ENV_NL	Max	13766.41	6131.22	-2417.38	30.01	-3.65
243	744	DX259	SLU_ENV_NL	Max	15091.52	3085.85	-2163.69	-27.85	-3.65
243	744	DX260	SLU_ENV_NL	Max	-288.53	731.26	-2318.81	-27.85	63.92
243	744	DX273	SLU_ENV_NL	Max	76.02	1888.10	-2572.50	30.01	63.92
243	744	DX272	SLU_ENV_NL	Min	2788.03	-655.62	-2775.15	-75.65	-41.59
243	744	DX259	SLU_ENV_NL	Min	1831.76	1430.44	-2470.52	-673.15	-41.59
243	744	DX260	SLU_ENV_NL	Min	-906.13	-1766.74	-2319.25	-673.15	-10.82
243	744	DX273	SLU_ENV_NL	Min	-261.67	-1523.23	-2623.89	-75.65	-10.82
244	745	DX258	SLU_ENV_NL	Max	140094.34	40577.45	-986.90	-383.56	-116.26
244	745	DX245	SLU_ENV_NL	Max	154903.29	47815.74	1010.26	-2062.52	-116.26
244	745	DX246	SLU_ENV_NL	Max	17334.44	3018.76	737.88	-2062.52	177.44
244	745	DX259	SLU_ENV_NL	Max	18515.79	6757.30	-1827.47	-383.56	177.44
244	745	DX258	SLU_ENV_NL	Min	72964.31	23593.03	-1742.48	-1858.93	-214.04
244	745	DX245	SLU_ENV_NL	Min	77112.50	21483.56	-2883.26	-4467.11	-214.04
244	745	DX246	SLU_ENV_NL	Min	1314.56	2179.27	-3723.83	-4467.11	135.75
244	745	DX259	SLU_ENV_NL	Min	-1728.74	-1561.20	-2014.86	-1858.93	135.75
245	119	SX365	SLU_ENV_NL	Max	94.70	381.50	2615.98	34.12	14.38
245	119	SX352	SLU_ENV_NL	Max	499.61	238.37	726.07	126.32	14.38
245	119	SX353	SLU_ENV_NL	Max	1769.09	-123.49	677.92	126.32	35.52
245	119	SX366	SLU_ENV_NL	Max	1034.60	-493.72	2567.82	34.12	35.52
245	119	SX365	SLU_ENV_NL	Min	-637.42	-1381.08	-699.98	-63.86	-33.30
245	119	SX352	SLU_ENV_NL	Min	-412.71	-1173.64	-725.18	-397.90	-33.30
245	119	SX353	SLU_ENV_NL	Min	-11622.24	-3391.95	-679.92	-397.90	-15.92
245	119	SX366	SLU_ENV_NL	Min	-10229.17	-2703.18	-654.72	-63.86	-15.92
246	120	SX366	SLU_ENV_NL	Max	2720.08	4.28	3438.52	-128.12	33.78
246	120	SX353	SLU_ENV_NL	Max	-2095.76	-1275.30	3.74	307.57	33.78
246	120	SX354	SLU_ENV_NL	Max	3189.45	992.77	893.10	307.57	126.35
246	120	SX367	SLU_ENV_NL	Max	7312.78	2032.83	3885.13	-128.12	126.35
246	120	SX366	SLU_ENV_NL	Min	-6521.33	-1571.31	-1351.93	-415.84	-110.06
246	120	SX353	SLU_ENV_NL	Min	-11659.96	-3422.78	-210.88	-2094.10	-110.06
246	120	SX354	SLU_ENV_NL	Min	-84723.60	-25572.88	235.73	-2094.10	-27.59
246	120	SX367	SLU_ENV_NL	Min	-71614.49	-21314.59	-462.57	-415.84	-27.59
247	121	SX367	SLU_ENV_NL	Max	26702.47	8000.80	2917.16	527.29	1714.56
247	121	SX354	SLU_ENV_NL	Max	24385.60	7339.58	1201.54	2009.16	1714.56
247	121	SX355	SLU_ENV_NL	Max	41277.76	14332.97	126.30	2009.16	83.44
247	121	SX368	SLU_ENV_NL	Max	35724.42	12369.25	-512.08	527.29	83.44
247	121	SX367	SLU_ENV_NL	Min	-101256.47	-30533.49	-137.16	-1984.10	-93.98
247	121	SX354	SLU_ENV_NL	Min	-95243.98	-28541.72	762.14	320.76	-93.98
247	121	SX355	SLU_ENV_NL	Min	31772.69	8432.49	-2227.69	320.76	-1715.77
247	121	SX368	SLU_ENV_NL	Min	27395.83	7320.03	-773.01	-1984.10	-1715.77
248	746	DX259	SLU_ENV_NL	Max	16756.68	6259.55	-2092.34	-8.44	-16.03
248	746	DX246	SLU_ENV_NL	Max	20216.65	3853.45	798.58	-77.18	-16.03
248	746	DX247	SLU_ENV_NL	Max	897.24	2166.52	451.30	-77.18	53.17
248	746	DX260	SLU_ENV_NL	Max	-849.33	380.12	-2436.01	-8.44	53.17
248	746	DX259	SLU_ENV_NL	Min	1217.54	-644.66	-2355.07	-114.99	-34.57
248	746	DX246	SLU_ENV_NL	Min	2827.73	2600.56	-3118.76	-699.74	-34.57
248	746	DX247	SLU_ENV_NL	Min	-88.28	-2792.25	-3199.70	-699.74	-5.71
248	746	DX260	SLU_ENV_NL	Min	-975.12	-1110.37	-2439.62	-114.99	-5.71
249	122	SX370	SLU_ENV_NL	Max	66673.48	20199.38	158.80	2087.01	804.97
249	122	SX357	SLU_ENV_NL	Max	71289.08	21331.73	228.13	1046.40	804.97
249	122	SX358	SLU_ENV_NL	Max	30185.88	9035.26	40.88	1046.40	2185.16
249	122	SX371	SLU_ENV_NL	Max	28691.02	8538.92	50.99	2087.01	2185.16
249	122	SX370	SLU_ENV_NL	Min	-4469.31	-1487.13	-39.05	-830.57	-2184.91
249	122	SX357	SLU_ENV_NL	Min	-6179.74	-1792.14	-49.16	-3006.25	-2184.91
249	122	SX358	SLU_ENV_NL	Min	-80948.37	-24285.36	-67.10	-3006.25	-805.48
249	122	SX371	SLU_ENV_NL	Min	-77198.64	-23056.61	-136.43	-830.57	-805.48
250	123	SX371	SLU_ENV_NL	Max	28690.93	8538.89	129.56	830.59	2180.39
250	123	SX358	SLU_ENV_NL	Max	30185.98	9035.29	70.97	2997.11	2180.39
250	123	SX359	SLU_ENV_NL	Max	71059.44	21250.21	49.09	2997.11	804.98
250	123	SX372	SLU_ENV_NL	Max	66459.59	20124.78	39.04	830.59	804.98
250	123	SX371	SLU_ENV_NL	Min	-76263.30	-22775.42	-50.90	-2085.05	-805.49
250	123	SX358	SLU_ENV_NL	Min	-80012.12	-24005.08	-40.85	-1046.43	-805.49
250	123	SX359	SLU_ENV_NL	Min	-6179.51	-1792.01	-220.13	-1046.43	-2180.11
250	123	SX372	SLU_ENV_NL	Min	-4469.20	-1487.03	-161.54	-2085.05	-2180.11
251	747	DX245	SLU_ENV_NL	Max	157784.61	45979.48	1545.66	-825.65	-92.10
251	747	DX232	SLU_ENV_NL	Max	175461.39	53992.51	987.09	-2018.44	-92.10
251	747	DX233	SLU_ENV_NL	Max	27172.72	6649.49	-555.12	-2018.44	244.92
251	747	DX246	SLU_ENV_NL	Max	16858.80	6836.85	3.45	-825.65	244.92
251	747	DX245	SLU_ENV_NL	Min	79987.29	25662.62	-3028.19	-1807.47	-286.73
251	747	DX232	SLU_ENV_NL	Min	96856.77	27400.79	-641.99	-5349.56	-286.73
251	747	DX233	SLU_ENV_NL	Min	2644.35	1713.05	-1806.76	-5349.56	86.93



251	747	DX246	SLU_ENV_NL	Min	-3615.99	-2815.22	-4192.96	-1807.47	86.93
252	124	SX374	SLU_ENV_NL	Max	35724.80	12369.38	763.52	1988.04	83.43
252	124	SX361	SLU_ENV_NL	Max	41277.87	14333.02	2227.64	-320.77	83.43
252	124	SX362	SLU_ENV_NL	Max	19823.22	5940.18	-757.22	-320.77	1728.29
252	124	SX375	SLU_ENV_NL	Max	22175.21	6655.76	135.32	1988.04	1728.29
252	124	SX374	SLU_ENV_NL	Min	26702.91	7119.56	512.00	-527.29	-1729.29
252	124	SX361	SLU_ENV_NL	Min	31068.38	8208.37	-129.02	-2036.95	-1729.29
252	124	SX362	SLU_ENV_NL	Min	-95244.59	-28541.92	-1201.43	-2036.95	-93.98
252	124	SX375	SLU_ENV_NL	Min	-101256.80	-30533.60	-2917.07	-527.29	-93.98
253	748	DX246	SLU_ENV_NL	Max	22158.47	8443.73	607.26	17.77	-18.16
253	748	DX233	SLU_ENV_NL	Max	22394.40	5199.01	-1107.53	-110.54	-18.16
253	748	DX234	SLU_ENV_NL	Max	-321.21	687.79	-1166.67	-110.54	41.78
253	748	DX247	SLU_ENV_NL	Max	908.28	2412.08	548.11	17.77	41.78
253	748	DX246	SLU_ENV_NL	Min	1805.91	-1141.66	-3205.55	-270.27	-18.62
253	748	DX233	SLU_ENV_NL	Min	1785.27	1408.33	-2783.72	-672.82	-18.62
253	748	DX234	SLU_ENV_NL	Min	-384.92	-1292.94	-2699.61	-672.82	1.09
253	748	DX247	SLU_ENV_NL	Min	-418.58	-1883.42	-3121.43	-270.27	1.09
254	749	DX232	SLU_ENV_NL	Max	177756.12	51827.42	-345.55	-1182.12	-37.68
254	749	DX219	SLU_ENV_NL	Max	187057.61	57533.07	-639.02	-1936.93	-37.68
254	749	DX220	SLU_ENV_NL	Max	17954.78	3890.65	128.41	-1936.93	112.73
254	749	DX233	SLU_ENV_NL	Max	27028.74	9815.33	421.88	-1182.12	112.73
254	749	DX232	SLU_ENV_NL	Min	99133.86	31345.33	-1355.02	-3076.45	-142.23
254	749	DX219	SLU_ENV_NL	Min	91501.97	25888.41	-3608.97	-4775.08	-142.23
254	749	DX220	SLU_ENV_NL	Min	-606.55	1762.74	-4028.69	-4775.08	75.62
254	749	DX233	SLU_ENV_NL	Min	-1228.68	-1382.85	-1774.74	-3076.45	75.62
255	125	SX352	SLU_ENV_NL	Max	887.31	211.62	739.84	-4.08	12.68
255	125	SX339	SLU_ENV_NL	Max	-280.26	-675.06	-1191.75	145.63	12.68
255	125	SX340	SLU_ENV_NL	Max	3408.40	952.87	-913.45	145.63	39.40
255	125	SX353	SLU_ENV_NL	Max	1941.07	-111.70	660.22	-4.08	39.40
255	125	SX352	SLU_ENV_NL	Min	-654.01	-1416.51	-860.70	-43.79	-31.81
255	125	SX339	SLU_ENV_NL	Min	-735.75	-887.80	-1795.06	-451.15	-31.81
255	125	SX340	SLU_ENV_NL	Min	-15854.34	-5349.23	-1874.69	-451.15	-17.49
255	125	SX353	SLU_ENV_NL	Min	-12082.15	-3605.88	-582.39	-43.79	-17.49
256	126	SX353	SLU_ENV_NL	Max	-2586.85	-1474.02	518.48	-72.46	20.52
256	126	SX340	SLU_ENV_NL	Max	6313.24	1828.26	-1543.70	364.97	20.52
256	126	SX341	SLU_ENV_NL	Max	16267.04	5202.86	-962.97	364.97	105.76
256	126	SX354	SLU_ENV_NL	Max	3559.86	789.19	594.97	-72.46	105.76
256	126	SX353	SLU_ENV_NL	Min	-9998.20	-2963.86	14.24	-755.03	-92.60
256	126	SX340	SLU_ENV_NL	Min	-12019.05	-4215.49	-1702.30	-2163.16	-92.60
256	126	SX341	SLU_ENV_NL	Min	-96411.66	-29210.49	-2747.59	-2163.16	-41.10
256	126	SX354	SLU_ENV_NL	Min	-86234.31	-25528.33	-526.81	-755.03	-41.10
257	127	SX354	SLU_ENV_NL	Max	23539.45	7233.82	461.12	124.50	1579.90
257	127	SX341	SLU_ENV_NL	Max	20332.86	5982.84	-635.90	1878.23	1579.90
257	127	SX342	SLU_ENV_NL	Max	36741.74	11947.69	1267.68	1878.23	-254.50
257	127	SX355	SLU_ENV_NL	Max	40408.83	11512.32	786.71	124.50	-254.50
257	127	SX354	SLU_ENV_NL	Min	-95403.64	-28931.75	-1874.59	-1797.58	258.10
257	127	SX341	SLU_ENV_NL	Min	-100197.83	-29704.71	-1393.62	721.22	258.10
257	127	SX342	SLU_ENV_NL	Min	36370.87	10714.93	-602.07	721.22	-1577.73
257	127	SX355	SLU_ENV_NL	Min	33511.05	11294.37	494.95	-1797.58	-1577.73
258	750	DX233	SLU_ENV_NL	Max	23856.03	8878.91	-1168.89	47.96	-7.54
258	750	DX220	SLU_ENV_NL	Max	23558.72	5556.44	1696.22	-165.37	-7.54
258	750	DX221	SLU_ENV_NL	Max	1197.02	2360.53	1663.07	-165.37	30.60
258	750	DX234	SLU_ENV_NL	Max	-3.02	1172.31	-1202.04	47.96	30.60
258	750	DX233	SLU_ENV_NL	Min	1376.42	-577.99	-2656.04	-393.64	-28.26
258	750	DX220	SLU_ENV_NL	Min	4218.53	3186.93	-3077.72	-647.82	-28.26
258	750	DX221	SLU_ENV_NL	Min	-1204.16	-2423.70	-3246.15	-647.82	3.75
258	750	DX234	SLU_ENV_NL	Min	-1083.42	-1229.44	-2824.48	-393.64	3.75
259	128	SX357	SLU_ENV_NL	Max	72609.33	22127.63	203.66	2065.80	824.96
259	128	SX344	SLU_ENV_NL	Max	77219.48	22839.17	265.56	1084.66	824.96
259	128	SX345	SLU_ENV_NL	Max	32192.19	9960.98	22.68	1084.66	2196.94
259	128	SX358	SLU_ENV_NL	Max	30546.37	8870.18	74.33	2065.80	2196.94
259	128	SX357	SLU_ENV_NL	Min	-6791.63	-2465.03	-67.86	-842.55	-2194.49
259	128	SX344	SLU_ENV_NL	Min	-8457.79	-2185.30	-119.52	-3052.36	-2194.49
259	128	SX345	SLU_ENV_NL	Min	-85909.13	-26008.63	-75.62	-3052.36	-828.61
259	128	SX358	SLU_ENV_NL	Min	-82057.81	-24378.55	-137.52	-842.55	-828.61
260	129	SX358	SLU_ENV_NL	Max	30546.50	8870.22	141.01	842.57	2189.69
260	129	SX345	SLU_ENV_NL	Max	32192.22	9960.98	67.18	3040.28	2189.69
260	129	SX346	SLU_ENV_NL	Max	76974.43	22777.76	119.54	3040.28	824.97
260	129	SX359	SLU_ENV_NL	Max	72385.82	22076.00	67.88	842.57	824.97
260	129	SX358	SLU_ENV_NL	Min	-81117.95	-24095.69	-74.39	-2061.01	-828.62
260	129	SX345	SLU_ENV_NL	Min	-84965.46	-25726.42	-22.74	-1084.68	-828.62
260	129	SX346	SLU_ENV_NL	Min	-8457.76	-2185.30	-269.18	-1084.68	-2187.21
260	129	SX359	SLU_ENV_NL	Min	-6791.43	-2464.96	-195.36	-2061.01	-2187.21
261	751	DX219	SLU_ENV_NL	Max	189358.82	55420.39	305.73	-1395.27	-41.39
261	751	DX206	SLU_ENV_NL	Max	213447.60	65377.27	5165.08	-1917.82	-41.39
261	751	DX207	SLU_ENV_NL	Max	27841.90	6028.84	3813.32	-1917.82	240.32
261	751	DX220	SLU_ENV_NL	Max	17860.46	5933.82	-1046.03	-1395.27	240.32
261	751	DX219	SLU_ENV_NL	Min	93293.88	29503.84	-3239.21	-2494.76	-295.60
261	751	DX206	SLU_ENV_NL	Min	107122.35	30712.92	-291.59	-6065.32	-295.60
261	751	DX207	SLU_ENV_NL	Min	8153.11	3249.37	-2159.23	-6065.32	37.04
261	751	DX220	SLU_ENV_NL	Min	-5083.38	-3376.69	-5106.85	-2494.76	37.04



Autorità Portuale di Taranto
Interventi per il dragaggio di 2,3 M m³ di sedimenti in area Molo Polisettoriale e per la realizzazione di un primo lotto della cassa di colmata funzionale all'ampliamento del V Sporgente del Porto di Taranto

Allegati alla relazione di calcolo strutturale allineamento "BC"

Data 05/2016
Rev. B
c.d.c.: C296A
514B



262	130	SX361	SLU_ENV_NL	Max	40408.90	11319.15	-495.29	1805.60	-254.50
262	130	SX348	SLU_ENV_NL	Max	36742.05	11722.27	591.10	-721.22	-254.50
262	130	SX349	SLU_ENV_NL	Max	15753.70	4590.54	1393.48	-721.22	1597.25
262	130	SX362	SLU_ENV_NL	Max	18993.94	5910.21	1874.56	1805.60	1597.25
262	130	SX361	SLU_ENV_NL	Min	32821.90	11294.29	-786.61	-124.50	-1594.80
262	130	SX348	SLU_ENV_NL	Min	35682.17	10714.92	-1267.68	-1910.27	-1594.80
262	130	SX349	SLU_ENV_NL	Min	-100198.20	-29704.81	625.90	-1910.27	258.10
262	130	SX362	SLU_ENV_NL	Min	-95404.25	-28931.92	-460.49	-124.50	258.10
263	752	DX220	SLU_ENV_NL	Max	24521.15	7937.52	1720.12	37.74	-3.63
263	752	DX207	SLU_ENV_NL	Max	25776.93	5403.86	1077.06	-190.71	-3.63
263	752	DX208	SLU_ENV_NL	Max	357.43	1031.46	911.03	-190.71	21.73
263	752	DX221	SLU_ENV_NL	Max	-260.96	540.49	1554.08	37.74	21.73
263	752	DX220	SLU_ENV_NL	Min	3255.64	-827.00	-3181.35	-466.30	-26.31
263	752	DX207	SLU_ENV_NL	Min	3982.56	1950.21	-4086.01	-635.31	-26.31
263	752	DX208	SLU_ENV_NL	Min	-569.08	-2358.39	-4068.49	-635.31	7.97
263	752	DX221	SLU_ENV_NL	Min	-563.00	-1695.15	-3163.82	-466.30	7.97
264	753	DX206	SLU_ENV_NL	Max	214143.52	62711.76	4514.77	-1708.52	56.08
264	753	DX193	SLU_ENV_NL	Max	216477.08	66342.11	-3992.69	-1668.10	56.08
264	753	DX194	SLU_ENV_NL	Max	32672.96	10165.58	-4414.90	-1668.10	2.78
264	753	DX207	SLU_ENV_NL	Max	29275.22	11833.58	4092.56	-1708.52	2.78
264	753	DX206	SLU_ENV_NL	Min	108377.91	33871.12	-1588.51	-4905.25	8.84
264	753	DX193	SLU_ENV_NL	Min	111250.71	32053.87	-4607.77	-3988.34	8.84
264	753	DX194	SLU_ENV_NL	Min	9360.03	4901.28	-4807.15	-3988.34	-81.55
264	753	DX207	SLU_ENV_NL	Min	5949.72	889.96	-1787.90	-4905.25	-81.55
265	131	SX339	SLU_ENV_NL	Max	94.53	542.78	-1099.64	-20.91	10.74
265	131	SX326	SLU_ENV_NL	Max	1032.37	1668.34	491.63	160.68	10.74
265	131	SX327	SLU_ENV_NL	Max	5895.32	2658.51	333.24	160.68	38.14
265	131	SX340	SLU_ENV_NL	Max	3633.82	1102.16	-1069.40	-20.91	38.14
265	131	SX339	SLU_ENV_NL	Min	-127.45	436.39	-1749.23	-49.10	-33.21
265	131	SX326	SLU_ENV_NL	Min	438.38	-117.79	-1685.52	-497.06	-33.21
265	131	SX327	SLU_ENV_NL	Min	-17278.68	-5310.22	-1655.29	-497.06	-18.18
265	131	SX340	SLU_ENV_NL	Min	-15886.41	-4119.10	-1907.62	-49.10	-18.18
266	132	SX340	SLU_ENV_NL	Max	5858.60	1763.24	-2122.75	-4.62	27.55
266	132	SX327	SLU_ENV_NL	Max	4528.56	2254.84	637.87	412.66	27.55
266	132	SX328	SLU_ENV_NL	Max	16384.50	5291.29	826.29	412.66	211.63
266	132	SX341	SLU_ENV_NL	Max	16463.01	4405.64	-666.65	-4.62	211.63
266	132	SX340	SLU_ENV_NL	Min	-9328.79	-2122.13	-2231.43	-339.04	-183.05
266	132	SX327	SLU_ENV_NL	Min	-17707.14	-5468.44	-629.81	-3140.82	-183.05
266	132	SX328	SLU_ENV_NL	Min	-120146.59	-36451.68	736.52	-3140.82	-31.23
266	132	SX341	SLU_ENV_NL	Min	-98434.68	-29079.69	-2132.78	-339.04	-31.23
267	133	SX341	SLU_ENV_NL	Max	19728.34	6268.23	-363.76	-415.66	1179.69
267	133	SX328	SLU_ENV_NL	Max	17692.31	5000.97	712.45	1430.77	1179.69
267	133	SX329	SLU_ENV_NL	Max	39405.42	12081.69	302.66	1430.77	-729.76
267	133	SX342	SLU_ENV_NL	Max	36993.47	10756.32	351.57	-415.66	-729.76
267	133	SX341	SLU_ENV_NL	Min	-100784.49	-30862.51	-490.04	-1311.23	725.14
267	133	SX328	SLU_ENV_NL	Min	-103073.46	-30452.19	-860.85	1277.99	725.14
267	133	SX329	SLU_ENV_NL	Min	37254.85	10106.03	-19.25	1277.99	-1175.77
267	133	SX342	SLU_ENV_NL	Min	36569.88	10310.60	-773.55	-1311.23	-1175.77
268	754	DX207	SLU_ENV_NL	Max	27648.88	11344.60	972.31	-39.99	10.57
268	754	DX194	SLU_ENV_NL	Max	27407.53	8587.03	-1298.82	-136.55	10.57
268	754	DX195	SLU_ENV_NL	Max	1240.91	1933.44	-1380.75	-136.55	7.56
268	754	DX208	SLU_ENV_NL	Max	1208.97	3867.55	890.39	-39.99	7.56
268	754	DX207	SLU_ENV_NL	Min	3619.49	178.77	-4084.74	-573.43	-18.26
268	754	DX194	SLU_ENV_NL	Min	4582.73	3480.23	-2462.52	-553.38	-18.26
268	754	DX195	SLU_ENV_NL	Min	493.57	1187.59	-2463.06	-553.38	-3.78
268	754	DX208	SLU_ENV_NL	Min	-533.50	-1377.06	-4085.27	-573.43	-3.78
269	134	SX344	SLU_ENV_NL	Max	78680.22	24259.81	148.28	1787.53	691.28
269	134	SX331	SLU_ENV_NL	Max	82664.06	24323.13	229.89	942.74	691.28
269	134	SX332	SLU_ENV_NL	Max	33718.98	10539.21	-12.53	942.74	1987.33
269	134	SX345	SLU_ENV_NL	Max	32323.23	9112.30	108.43	1787.53	1987.33
269	134	SX344	SLU_ENV_NL	Min	-9269.28	-3604.83	-142.71	-675.55	-1982.08
269	134	SX331	SLU_ENV_NL	Min	-10757.83	-2801.06	-263.67	-2838.78	-1982.08
269	134	SX332	SLU_ENV_NL	Min	-90494.92	-27545.89	-58.49	-2838.78	-697.23
269	134	SX345	SLU_ENV_NL	Min	-86794.85	-25512.58	-140.11	-675.55	-697.23
270	135	SX345	SLU_ENV_NL	Max	32323.27	9112.32	130.92	675.56	1978.40
270	135	SX332	SLU_ENV_NL	Max	33718.89	10539.18	60.99	2824.59	1978.40
270	135	SX333	SLU_ENV_NL	Max	82380.66	24223.56	263.70	2824.59	691.29
270	135	SX346	SLU_ENV_NL	Max	78423.50	24172.23	142.74	675.56	691.29
270	135	SX345	SLU_ENV_NL	Min	-85846.33	-25226.92	-108.50	-1780.91	-697.23
270	135	SX332	SLU_ENV_NL	Min	-89541.69	-27261.02	12.46	-942.76	-697.23
270	135	SX333	SLU_ENV_NL	Min	-10758.00	-2801.11	-221.41	-942.76	-1973.12
270	135	SX346	SLU_ENV_NL	Min	-9269.26	-3604.82	-151.47	-1780.91	-1973.12
271	755	DX193	SLU_ENV_NL	Max	213394.15	62224.47	-5654.57	-2629.78	196.87
271	755	DX180	SLU_ENV_NL	Max	179310.18	55903.22	-610.02	-454.48	196.87
271	755	DX181	SLU_ENV_NL	Max	14181.78	1859.91	1870.96	-454.48	-129.63
271	755	DX194	SLU_ENV_NL	Max	34070.54	10564.65	-3173.59	-2629.78	-129.63
271	755	DX193	SLU_ENV_NL	Min	110708.88	34507.30	-6700.98	-5378.62	189.48
271	755	DX180	SLU_ENV_NL	Min	81571.51	23041.81	-3166.83	-3046.75	189.48
271	755	DX181	SLU_ENV_NL	Min	-10662.67	-1754.18	-161.65	-3046.75	-160.52
271	755	DX194	SLU_ENV_NL	Min	9921.16	612.90	-3695.79	-5378.62	-160.52
272	136	SX348	SLU_ENV_NL	Max	36993.87	10756.59	768.34	1323.89	-729.77



Autorità Portuale di Taranto
Interventi per il dragaggio di 2,3 M³ di sedimenti in area Molo Polisettoriale e per la realizzazione di un primo lotto della cassa di colmata funzionale all'ampliamento del V Sporgente del Porto di Taranto

Allegati alla relazione di calcolo strutturale allineamento "BC"

Data 05/2016
Rev. B
c.d.c.: C296A
514B

272	136	SX335	SLU_ENV_NL	Max	38760.90	12081.93	19.29	-1278.00	-729.77
272	136	SX336	SLU_ENV_NL	Max	13107.22	3582.94	860.96	-1278.00	1201.15
272	136	SX349	SLU_ENV_NL	Max	15156.17	4923.56	490.00	1323.89	1201.15
272	136	SX348	SLU_ENV_NL	Min	35900.91	10126.61	-351.67	415.67	-1196.96
272	136	SX335	SLU_ENV_NL	Min	37255.14	9896.59	-299.29	-1467.76	-1196.96
272	136	SX336	SLU_ENV_NL	Min	-103073.96	-30452.35	-722.67	-1467.76	725.14
272	136	SX349	SLU_ENV_NL	Min	-100784.87	-30862.64	344.96	415.67	725.14
273	756	DX194	SLU_ENV_NL	Max	26920.80	8386.42	-1620.20	-38.38	67.90
273	756	DX181	SLU_ENV_NL	Max	20503.61	3789.76	285.00	-144.53	67.90
273	756	DX182	SLU_ENV_NL	Max	537.21	1441.06	709.17	-144.53	-6.43
273	756	DX195	SLU_ENV_NL	Max	1423.98	376.00	-1196.03	-38.38	-6.43
273	756	DX194	SLU_ENV_NL	Min	3222.37	-1417.43	-2453.41	-874.36	-22.36
273	756	DX181	SLU_ENV_NL	Min	4795.57	2903.99	-1520.71	-153.69	-22.36
273	756	DX182	SLU_ENV_NL	Min	-1995.33	-3324.37	-1554.20	-153.69	-40.24
273	756	DX195	SLU_ENV_NL	Min	-1058.53	-2877.09	-2486.90	-874.36	-40.24
274	757	DX180	SLU_ENV_NL	Max	209867.12	63189.08	266.75	-2708.91	143.76
274	757	DX167	SLU_ENV_NL	Max	220881.44	66464.75	866.50	-896.73	143.76
274	757	DX168	SLU_ENV_NL	Max	16931.66	5196.27	-196.41	-896.73	-29.25
274	757	DX181	SLU_ENV_NL	Max	21696.73	6346.13	1050.83	-2708.91	-29.25
274	757	DX180	SLU_ENV_NL	Min	94461.65	27717.40	-1736.75	-5758.64	4.97
274	757	DX167	SLU_ENV_NL	Min	84479.27	24984.75	-1994.54	-5530.66	4.97
274	757	DX168	SLU_ENV_NL	Min	323.30	-101.41	-1210.46	-5530.66	-128.23
274	757	DX181	SLU_ENV_NL	Min	-8895.87	-2896.16	-2799.66	-5758.64	-128.23
275	137	SX326	SLU_ENV_NL	Max	1064.69	651.80	377.15	-4.45	12.89
275	137	SX313	SLU_ENV_NL	Max	-658.39	152.70	150.98	188.27	12.89
275	137	SX314	SLU_ENV_NL	Max	5291.43	1986.87	251.30	188.27	40.68
275	137	SX327	SLU_ENV_NL	Max	5555.61	978.06	477.47	-4.45	40.68
275	137	SX326	SLU_ENV_NL	Min	163.49	-679.85	-1831.88	-97.25	-29.74
275	137	SX313	SLU_ENV_NL	Min	-705.47	-1101.29	-1522.91	-539.37	-29.74
275	137	SX314	SLU_ENV_NL	Min	-21340.63	-7349.89	-1259.49	-539.37	-17.80
275	137	SX327	SLU_ENV_NL	Min	-17580.18	-4997.11	-1568.47	-97.25	-17.80
276	138	SX327	SLU_ENV_NL	Max	3536.17	366.58	881.70	31.55	26.64
276	138	SX314	SLU_ENV_NL	Max	6109.63	2237.98	-126.72	497.91	26.64
276	138	SX315	SLU_ENV_NL	Max	22228.66	7246.42	-497.56	497.91	174.14
276	138	SX328	SLU_ENV_NL	Max	16561.05	4460.11	510.86	31.55	174.14
276	138	SX327	SLU_ENV_NL	Min	-14784.70	-4133.78	-561.00	-920.39	-152.00
276	138	SX314	SLU_ENV_NL	Min	-17818.66	-6317.98	-2327.08	-3235.53	-152.00
276	138	SX315	SLU_ENV_NL	Min	-138793.96	-42234.18	-1418.47	-3235.53	-39.06
276	138	SX328	SLU_ENV_NL	Min	-122567.58	-36114.86	347.61	-920.39	-39.06
277	139	SX328	SLU_ENV_NL	Max	17541.30	5888.68	311.98	-461.36	1299.07
277	139	SX315	SLU_ENV_NL	Max	15030.43	3942.25	520.59	1962.05	1299.07
277	139	SX316	SLU_ENV_NL	Max	40636.48	13284.31	266.64	1962.05	457.35
277	139	SX329	SLU_ENV_NL	Max	41235.29	14814.52	995.15	-461.36	-457.35
277	139	SX328	SLU_ENV_NL	Min	-103992.68	-31859.01	-388.87	-1072.03	466.61
277	139	SX315	SLU_ENV_NL	Min	-105706.08	-30981.00	-1253.47	614.22	466.61
277	139	SX316	SLU_ENV_NL	Min	40372.12	11667.52	-570.30	614.22	-1307.30
277	139	SX329	SLU_ENV_NL	Min	36965.80	9460.94	-642.82	-1072.03	-1307.30
278	758	DX181	SLU_ENV_NL	Max	24220.05	7065.66	444.53	-109.16	45.97
278	758	DX168	SLU_ENV_NL	Max	21217.37	6519.45	-608.52	-157.07	45.97
278	758	DX169	SLU_ENV_NL	Max	-382.40	-28.30	-371.72	-157.07	3.85
278	758	DX182	SLU_ENV_NL	Max	-36.88	-7.13	681.34	-109.16	3.85
278	758	DX181	SLU_ENV_NL	Min	5145.27	1309.17	-1872.57	-900.62	-3.34
278	758	DX168	SLU_ENV_NL	Min	4792.95	1246.49	-1070.16	-303.04	-3.34
278	758	DX169	SLU_ENV_NL	Min	-1331.18	-462.63	-1032.09	-303.04	-43.70
278	758	DX182	SLU_ENV_NL	Min	-60.11	-398.26	-1834.49	-900.62	-43.70
279	140	SX331	SLU_ENV_NL	Max	84099.52	26245.84	65.93	1157.67	506.03
279	140	SX318	SLU_ENV_NL	Max	86874.40	25333.94	254.71	738.02	506.03
279	140	SX319	SLU_ENV_NL	Max	35132.71	11222.06	128.44	738.02	1471.98
279	140	SX332	SLU_ENV_NL	Max	33716.79	9496.25	-45.97	1157.67	1471.98
279	140	SX331	SLU_ENV_NL	Min	-11415.23	-3956.73	-139.77	-450.97	-1463.16
279	140	SX318	SLU_ENV_NL	Min	-12204.06	-2640.71	34.64	-2263.21	-1463.16
279	140	SX319	SLU_ENV_NL	Min	-94086.41	-28968.13	10.21	-2263.21	-514.14
279	140	SX332	SLU_ENV_NL	Min	-91061.45	-26572.17	-178.57	-450.97	-514.14
280	141	SX332	SLU_ENV_NL	Max	33716.71	9496.23	177.50	450.97	1459.46
280	141	SX319	SLU_ENV_NL	Max	35132.68	11222.04	-24.67	2244.69	1459.46
280	141	SX320	SLU_ENV_NL	Max	86549.38	25249.75	-34.64	2244.69	506.03
280	141	SX333	SLU_ENV_NL	Max	83821.04	26179.83	139.74	450.97	506.03
280	141	SX332	SLU_ENV_NL	Min	-90101.71	-26282.74	45.97	-1146.97	-514.14
280	141	SX319	SLU_ENV_NL	Min	-93127.64	-28682.01	-128.42	-738.03	-514.14
280	141	SX320	SLU_ENV_NL	Min	-12204.23	-2640.80	-255.61	-738.03	-1450.59
280	141	SX333	SLU_ENV_NL	Min	-11415.42	-3956.82	-53.44	-1146.97	-1450.59
281	759	DX167	SLU_ENV_NL	Max	222540.62	66172.86	344.92	-1765.72	28.61
281	759	DX154	SLU_ENV_NL	Max	234086.41	70919.98	-981.47	-1511.85	28.61
281	759	DX155	SLU_ENV_NL	Max	16247.90	4150.51	-1013.83	-1511.85	204.07
281	759	DX168	SLU_ENV_NL	Max	18592.25	6253.61	-455.61	-1765.72	204.07
281	759	DX167	SLU_ENV_NL	Min	83367.04	25755.29	-1859.39	-4392.91	-233.38
281	759	DX154	SLU_ENV_NL	Min	79019.01	23077.39	-1317.44	-7307.36	-233.38
281	759	DX155	SLU_ENV_NL	Min	2916.02	1881.58	-1781.99	-7307.36	-9.49
281	759	DX168	SLU_ENV_NL	Min	-1602.50	-698.24	-1555.78	-4392.91	-9.49
282	142	SX335	SLU_ENV_NL	Max	40611.19	14644.17	642.87	1072.04	-481.57
282	142	SX322	SLU_ENV_NL	Max	40372.24	13082.28	565.36	-654.89	-481.57



282	142	SX323	SLU_ENV_NL	Max	10459.33	2540.08	1225.85	-654.89	1299.08
282	142	SX336	SLU_ENV_NL	Max	12977.26	4569.81	388.97	1072.04	1299.08
282	142	SX335	SLU_ENV_NL	Min	36965.99	9460.85	-988.13	477.45	-1307.30
282	142	SX322	SLU_ENV_NL	Min	40053.63	11667.40	-266.74	-1962.06	-1307.30
282	142	SX323	SLU_ENV_NL	Min	-105706.69	-30981.17	-520.64	-1962.06	491.14
282	142	SX336	SLU_ENV_NL	Min	-103993.18	-31859.15	-327.64	477.45	491.14
283	760	DX168	SLU_ENV_NL	Max	20911.47	6945.84	-514.38	-84.57	11.55
283	760	DX155	SLU_ENV_NL	Max	20333.77	5379.81	-1224.98	-194.54	11.55
283	760	DX156	SLU_ENV_NL	Max	466.83	1137.54	-1289.13	-194.54	2.57
283	760	DX169	SLU_ENV_NL	Max	-424.21	793.68	-536.07	-84.57	2.57
283	760	DX168	SLU_ENV_NL	Min	4914.66	1304.64	-1027.54	-583.58	-13.94
283	760	DX155	SLU_ENV_NL	Min	5987.02	2755.15	-2073.69	-508.20	-13.94
283	760	DX156	SLU_ENV_NL	Min	-580.05	-586.84	-2095.38	-508.20	0.24
283	760	DX169	SLU_ENV_NL	Min	-650.76	-254.45	-1091.70	-583.58	0.24
284	761	DX154	SLU_ENV_NL	Max	236855.30	70277.26	-1021.48	-1656.70	4.53
284	761	DX141	SLU_ENV_NL	Max	249803.84	75803.98	898.06	-1557.56	4.53
284	761	DX142	SLU_ENV_NL	Max	20872.36	5803.19	-4.51	-1557.56	108.81
284	761	DX155	SLU_ENV_NL	Max	16774.82	5142.42	-1499.03	-1656.70	108.81
284	761	DX154	SLU_ENV_NL	Min	79058.30	23972.86	-1356.53	-5369.04	-144.06
284	761	DX141	SLU_ENV_NL	Min	83670.88	24769.09	-207.82	-7053.78	-144.06
284	761	DX142	SLU_ENV_NL	Min	4278.47	1818.07	-685.37	-7053.78	-10.35
284	761	DX155	SLU_ENV_NL	Min	-1050.89	-1469.12	-2259.11	-5369.04	-10.35
285	143	SX313	SLU_ENV_NL	Max	229.18	777.32	351.33	24.52	7.65
285	143	SX300	SLU_ENV_NL	Max	1387.78	1271.10	854.97	195.68	7.65
285	143	SX301	SLU_ENV_NL	Max	8712.94	3358.64	565.71	195.68	35.32
285	143	SX314	SLU_ENV_NL	Max	5148.19	960.98	62.07	24.52	35.32
285	143	SX313	SLU_ENV_NL	Min	-1112.85	-813.72	-1462.91	-164.25	-26.18
285	143	SX300	SLU_ENV_NL	Min	-46.62	-716.58	-2871.32	-550.35	-26.18
285	143	SX301	SLU_ENV_NL	Min	-22806.52	-7249.79	-2812.90	-550.35	-19.61
285	143	SX314	SLU_ENV_NL	Min	-21101.88	-5317.15	-1404.48	-164.25	-19.61
286	144	SX314	SLU_ENV_NL	Max	5295.67	999.40	-97.98	108.71	23.43
286	144	SX301	SLU_ENV_NL	Max	8379.92	3264.57	711.19	536.04	23.43
286	144	SX302	SLU_ENV_NL	Max	26888.41	8669.50	556.06	536.04	264.70
286	144	SX315	SLU_ENV_NL	Max	22276.72	5932.00	-433.69	108.71	264.70
286	144	SX314	SLU_ENV_NL	Min	-14028.32	-3159.81	-3004.30	-719.59	-226.64
286	144	SX301	SLU_ENV_NL	Min	-24611.55	-7826.57	-1244.35	-4207.52	-226.64
286	144	SX302	SLU_ENV_NL	Min	-168387.87	-51250.98	375.48	-4207.52	-36.77
286	144	SX315	SLU_ENV_NL	Min	-141459.72	-41643.74	-1203.89	-719.59	-36.77
287	145	SX315	SLU_ENV_NL	Max	15519.19	5564.49	524.99	732.85	2182.04
287	145	SX302	SLU_ENV_NL	Max	14872.87	3612.68	406.19	3020.75	2182.04
287	145	SX303	SLU_ENV_NL	Max	46733.39	15968.69	853.57	3020.75	572.48
287	145	SX316	SLU_ENV_NL	Max	41423.85	12333.02	130.81	732.85	572.48
287	145	SX315	SLU_ENV_NL	Min	-107218.88	-33183.38	-986.17	-2074.10	-559.48
287	145	SX302	SLU_ENV_NL	Min	-109923.49	-32107.37	-424.32	-584.87	-559.48
287	145	SX303	SLU_ENV_NL	Min	37973.73	8720.82	-818.51	-584.87	-2194.59
287	145	SX316	SLU_ENV_NL	Min	40142.57	11644.93	-538.78	-2074.10	-2194.59
288	762	DX155	SLU_ENV_NL	Max	20523.95	6263.53	-1278.76	-100.90	4.55
288	762	DX142	SLU_ENV_NL	Max	19989.90	5542.09	-32.10	-202.05	4.55
288	762	DX143	SLU_ENV_NL	Max	-102.56	407.38	-7.32	-202.05	0.96
288	762	DX156	SLU_ENV_NL	Max	-403.43	-431.74	-1258.35	-100.90	0.96
288	762	DX155	SLU_ENV_NL	Min	5446.32	505.07	-2132.60	-548.40	-14.54
288	762	DX142	SLU_ENV_NL	Min	5833.72	2259.62	-916.35	-524.45	-14.54
288	762	DX143	SLU_ENV_NL	Min	-766.94	-1088.78	-895.94	-524.45	0.63
288	762	DX156	SLU_ENV_NL	Min	-458.58	-1315.60	-2107.83	-548.40	0.63
289	146	SX318	SLU_ENV_NL	Max	88155.96	27783.45	121.38	246.97	94.50
289	146	SX305	SLU_ENV_NL	Max	89142.40	25755.09	175.39	266.67	94.50
289	146	SX306	SLU_ENV_NL	Max	35645.35	11491.83	26.50	266.67	707.43
289	146	SX319	SLU_ENV_NL	Max	34776.76	9476.43	200.09	246.97	707.43
289	146	SX318	SLU_ENV_NL	Min	-13211.26	-5438.93	17.01	33.58	-694.96
289	146	SX305	SLU_ENV_NL	Min	-13082.98	-3330.93	-219.53	-1387.50	-694.96
289	146	SX306	SLU_ENV_NL	Min	-96015.91	-29771.18	-140.81	-1387.50	-105.49
289	146	SX319	SLU_ENV_NL	Min	-94078.51	-27119.47	-131.88	33.58	-105.49
290	147	SX319	SLU_ENV_NL	Max	34776.73	9476.42	118.37	-33.59	692.44
290	147	SX306	SLU_ENV_NL	Max	35645.19	11491.79	140.76	1365.87	692.44
290	147	SX307	SLU_ENV_NL	Max	88754.90	25623.58	219.54	1365.87	94.49
290	147	SX320	SLU_ENV_NL	Max	87816.08	27671.78	-19.06	-33.59	94.49
290	147	SX319	SLU_ENV_NL	Min	-93111.38	-26827.51	-200.11	-233.61	-105.48
290	147	SX306	SLU_ENV_NL	Min	-95042.36	-29480.93	-28.36	-266.66	-105.48
290	147	SX307	SLU_ENV_NL	Min	-13083.23	-3330.97	-165.79	-266.66	-679.91
290	147	SX320	SLU_ENV_NL	Min	-13211.40	-5438.94	-121.33	-233.61	-679.91
291	763	DX141	SLU_ENV_NL	Max	252237.65	74937.47	172.07	-1739.45	33.53
291	763	DX128	SLU_ENV_NL	Max	259687.15	78404.90	-658.46	-1400.79	33.53
291	763	DX129	SLU_ENV_NL	Max	17152.57	4863.99	-119.45	-1400.79	175.13
291	763	DX142	SLU_ENV_NL	Max	21390.47	6592.15	-252.81	-1739.45	175.13
291	763	DX141	SLU_ENV_NL	Min	83530.59	25239.55	-856.17	-5298.39	-195.45
291	763	DX128	SLU_ENV_NL	Min	77214.31	22909.53	-1080.44	-7767.38	-195.45
291	763	DX129	SLU_ENV_NL	Min	2453.57	1548.08	-1505.33	-7767.38	-17.30
291	763	DX142	SLU_ENV_NL	Min	1019.47	-66.05	-317.16	-5298.39	-17.30
292	148	SX322	SLU_ENV_NL	Max	41424.07	12333.22	541.97	2074.10	543.09
292	148	SX309	SLU_ENV_NL	Max	46733.85	15968.97	818.64	538.00	543.09
292	148	SX310	SLU_ENV_NL	Max	10332.57	2197.77	424.31	538.00	2182.04



Autorità Portuale di Taranto
Interventi per il dragaggio di 2,3 M³ di sedimenti in area Molo Polisettoriale e per la realizzazione di un primo lotto della cassa di colmata funzionale all'ampliamento del V Sporgente del Porto di Taranto

Allegati alla relazione di calcolo strutturale allineamento "BC"

Data 05/2016
Rev. B
c.d.c.: C296A
514B

292	148	SX323	SLU_ENV_NL	Max	10959.25	4233.89	947.66	2074.10	2182.04
292	148	SX322	SLU_ENV_NL	Min	39586.82	11498.79	-130.81	-710.98	-2194.60
292	148	SX309	SLU_ENV_NL	Min	37493.26	8554.49	-842.79	-3020.75	-2194.60
292	148	SX310	SLU_ENV_NL	Min	-109923.86	-32107.48	-437.11	-3020.75	-529.82
292	148	SX323	SLU_ENV_NL	Min	-107219.50	-33183.58	-525.14	-710.98	-529.82
293	764	DX142	SLU_ENV_NL	Max	20112.32	6203.65	-33.85	-119.94	9.22
293	764	DX129	SLU_ENV_NL	Max	20299.05	5812.98	-427.86	-202.83	9.22
293	764	DX130	SLU_ENV_NL	Max	535.57	937.08	-475.99	-202.83	0.46
293	764	DX143	SLU_ENV_NL	Max	-316.81	158.15	-81.99	-119.94	0.46
293	764	DX142	SLU_ENV_NL	Min	5688.01	1375.43	-876.08	-573.94	-11.98
293	764	DX129	SLU_ENV_NL	Min	6919.79	2847.04	-895.16	-469.85	-11.98
293	764	DX130	SLU_ENV_NL	Min	119.59	-155.48	-975.38	-469.85	-6.40
293	764	DX143	SLU_ENV_NL	Min	-485.27	-469.82	-956.30	-573.94	-6.40
294	765	DX128	SLU_ENV_NL	Max	262195.82	78006.30	-557.66	-1775.29	42.42
294	765	DX115	SLU_ENV_NL	Max	275570.40	83638.16	725.70	-1223.27	42.42
294	765	DX116	SLU_ENV_NL	Max	17060.33	5140.81	429.57	-1223.27	102.61
294	765	DX129	SLU_ENV_NL	Max	17840.96	5233.50	-419.59	-1775.29	102.61
294	765	DX128	SLU_ENV_NL	Min	76675.21	23037.68	-1275.19	-6047.03	-139.45
294	765	DX115	SLU_ENV_NL	Min	74914.41	22631.81	291.50	-7659.77	-139.45
294	765	DX116	SLU_ENV_NL	Min	5388.96	2309.41	-256.92	-7659.77	-40.43
294	765	DX129	SLU_ENV_NL	Min	-1019.99	-1269.60	-2257.81	-6047.03	-40.43
295	149	SX300	SLU_ENV_NL	Max	688.65	936.65	657.32	87.22	2.18
295	149	SX287	SLU_ENV_NL	Max	-191.82	356.04	-514.08	159.20	2.18
295	149	SX288	SLU_ENV_NL	Max	7343.48	2862.40	-359.44	159.20	21.86
295	149	SX301	SLU_ENV_NL	Max	8273.35	1544.02	811.96	87.22	21.86
295	149	SX300	SLU_ENV_NL	Min	604.52	-990.43	-3051.86	-296.55	-5.63
295	149	SX287	SLU_ENV_NL	Min	-2646.16	-2042.77	-2345.68	-469.18	-5.63
295	149	SX288	SLU_ENV_NL	Min	-26465.74	-9331.54	-2024.79	-469.18	-9.29
295	149	SX301	SLU_ENV_NL	Min	-22737.93	-6223.50	-2730.98	-296.55	-9.29
296	150	SX301	SLU_ENV_NL	Max	7473.60	1301.61	704.21	250.80	9.42
296	150	SX288	SLU_ENV_NL	Max	9752.22	3587.51	-229.81	480.14	9.42
296	150	SX289	SLU_ENV_NL	Max	30675.79	10024.13	-482.17	480.14	127.00
296	150	SX302	SLU_ENV_NL	Max	26783.78	7262.62	451.85	250.80	127.00
296	150	SX301	SLU_ENV_NL	Min	-21533.19	-5847.75	-1383.60	-2015.73	-92.24
296	150	SX288	SLU_ENV_NL	Min	-31793.16	-10944.10	-3436.78	-3572.04	-92.24
296	150	SX289	SLU_ENV_NL	Min	-190362.49	-58068.27	-2018.49	-3572.04	-22.88
296	150	SX302	SLU_ENV_NL	Min	-170536.71	-50131.41	34.69	-2015.73	-22.88
297	151	SX302	SLU_ENV_NL	Max	16252.30	6162.31	88.97	2427.62	3277.71
297	151	SX289	SLU_ENV_NL	Max	16420.56	3709.63	786.06	4336.01	3277.71
297	151	SX290	SLU_ENV_NL	Max	54746.24	15952.04	221.28	4336.01	2043.29
297	151	SX303	SLU_ENV_NL	Max	46742.11	15675.50	1742.32	2427.62	2043.29
297	151	SX302	SLU_ENV_NL	Min	-112063.74	-34773.15	-506.04	-3311.85	-2023.97
297	151	SX289	SLU_ENV_NL	Min	-116748.03	-33821.50	-2166.06	-2307.09	-2023.97
297	151	SX290	SLU_ENV_NL	Min	32101.06	10880.84	-512.71	-2307.09	-3292.03
297	151	SX303	SLU_ENV_NL	Min	39445.59	11529.38	-1070.81	-3311.85	-3292.03
298	766	DX129	SLU_ENV_NL	Max	20138.76	5910.61	-602.70	-165.91	15.43
298	766	DX116	SLU_ENV_NL	Max	17724.37	5352.26	629.88	-158.24	15.43
298	766	DX117	SLU_ENV_NL	Max	327.70	869.11	846.99	-158.24	-7.28
298	766	DX130	SLU_ENV_NL	Max	271.63	-280.62	-385.59	-165.91	-7.28
298	766	DX129	SLU_ENV_NL	Min	6409.60	981.43	-967.71	-591.41	-6.13
298	766	DX116	SLU_ENV_NL	Min	6479.22	2614.32	-1486.02	-409.27	-6.13
298	766	DX117	SLU_ENV_NL	Min	-1340.20	-602.71	-1453.88	-409.27	-11.90
298	766	DX130	SLU_ENV_NL	Min	-49.98	-849.81	-935.57	-591.41	-11.90
299	152	SX305	SLU_ENV_NL	Max	90138.54	28819.65	-114.40	634.86	475.30
299	152	SX292	SLU_ENV_NL	Max	88481.40	25222.30	117.87	-29.70	475.30
299	152	SX293	SLU_ENV_NL	Max	35061.76	11636.83	123.32	-29.70	410.07
299	152	SX306	SLU_ENV_NL	Max	34966.25	9411.30	-47.85	634.86	410.07
299	152	SX305	SLU_ENV_NL	Min	-13582.50	-5179.11	-152.80	-1117.57	-423.80
299	152	SX292	SLU_ENV_NL	Min	-12336.23	-2253.04	5.11	-337.00	-423.80
299	152	SX293	SLU_ENV_NL	Min	-95619.11	-30072.31	71.67	-337.00	-458.10
299	152	SX306	SLU_ENV_NL	Min	-95326.25	-27216.38	-147.35	-1117.57	-458.10
300	153	SX306	SLU_ENV_NL	Max	34966.09	9411.25	142.90	1136.81	410.09
300	153	SX293	SLU_ENV_NL	Max	35061.62	11636.79	-71.63	337.03	410.09
300	153	SX294	SLU_ENV_NL	Max	88024.88	25093.75	-5.12	337.03	495.59
300	153	SX307	SLU_ENV_NL	Max	89751.04	28716.65	166.07	1136.81	495.59
300	153	SX306	SLU_ENV_NL	Min	-94341.91	-26918.69	47.85	-634.89	-478.31
300	153	SX293	SLU_ENV_NL	Min	-94627.93	-29777.34	-136.99	1.72	-478.31
300	153	SX294	SLU_ENV_NL	Min	-12336.37	-2253.12	-113.82	1.72	-423.82
300	153	SX307	SLU_ENV_NL	Min	-13582.76	-5179.23	114.36	-634.89	-423.82
301	767	DX115	SLU_ENV_NL	Max	277476.97	82281.92	58.16	-1630.99	36.13
301	767	DX102	SLU_ENV_NL	Max	279896.42	84464.21	-1029.42	-1209.63	36.13
301	767	DX103	SLU_ENV_NL	Max	15359.03	4638.99	-663.71	-1209.63	140.79
301	767	DX116	SLU_ENV_NL	Max	17776.09	5447.68	423.87	-1630.99	140.79
301	767	DX115	SLU_ENV_NL	Min	74135.42	22114.14	-321.31	-6150.58	-152.53
301	767	DX102	SLU_ENV_NL	Min	69541.65	20670.12	-1464.41	-8104.84	-152.53
301	767	DX103	SLU_ENV_NL	Min	211.11	862.52	-1426.06	-8104.84	-27.12
301	767	DX116	SLU_ENV_NL	Min	2415.39	108.99	-282.96	-6150.58	-27.12
302	154	SX309	SLU_ENV_NL	Max	46742.49	15567.71	1070.76	3311.85	2010.61
302	154	SX296	SLU_ENV_NL	Max	54746.29	15951.94	519.42	2256.15	2010.61
302	154	SX297	SLU_ENV_NL	Max	11919.88	2320.83	2126.39	2256.15	3277.71
302	154	SX310	SLU_ENV_NL	Max	11734.99	4864.58	506.20	3311.85	3277.71



302	154	SX309	SLU_ENV_NL	Min	38994.84	11529.40	-1729.76	-2402.12	-3292.04
302	154	SX296	SLU_ENV_NL	Min	31739.12	10747.48	-221.43	-4336.02	-3292.04
302	154	SX297	SLU_ENV_NL	Min	-116748.78	-33821.72	-785.98	-4336.02	-1990.98
302	154	SX310	SLU_ENV_NL	Min	-112064.11	-34773.26	-122.80	-2402.12	-1990.98
303	768	DX116	SLU_ENV_NL	Max	17529.98	5366.50	782.45	-277.95	15.74
303	768	DX103	SLU_ENV_NL	Max	18847.31	5692.82	-211.63	6.13	15.74
303	768	DX104	SLU_ENV_NL	Max	686.45	725.44	-177.61	6.13	-11.77
303	768	DX117	SLU_ENV_NL	Max	11.24	197.21	636.53	-277.95	-11.77
303	768	DX116	SLU_ENV_NL	Min	5850.98	1167.34	-1503.72	-541.69	9.01
303	768	DX103	SLU_ENV_NL	Min	5421.97	2398.10	-1049.80	-403.23	9.01
303	768	DX104	SLU_ENV_NL	Min	516.77	561.90	-1195.71	-403.23	-26.89
303	768	DX117	SLU_ENV_NL	Min	-901.56	-832.88	-1469.71	-541.69	-26.89
304	769	DX102	SLU_ENV_NL	Max	282626.29	84233.03	-782.47	-1498.16	15.34
304	769	DX89	SLU_ENV_NL	Max	284684.27	86568.44	255.33	-1234.39	15.34
304	769	DX90	SLU_ENV_NL	Max	18897.48	5861.28	527.86	-1234.39	175.70
304	769	DX103	SLU_ENV_NL	Max	15824.25	4693.43	-1079.86	-1498.16	175.70
304	769	DX102	SLU_ENV_NL	Min	69156.40	20882.28	-2099.78	-6272.58	-183.46
304	769	DX89	SLU_ENV_NL	Min	71902.10	21939.55	200.83	-8665.47	-183.46
304	769	DX90	SLU_ENV_NL	Min	-10571.64	-2336.29	-42.06	-8665.47	-24.24
304	769	DX103	SLU_ENV_NL	Min	-3429.02	-1940.52	-1772.75	-6272.58	-24.24
305	155	SX287	SLU_ENV_NL	Max	-511.90	1450.98	-352.35	241.83	51.11
305	155	SX274	SLU_ENV_NL	Max	1745.04	1707.99	302.43	-19.05	51.11
305	155	SX275	SLU_ENV_NL	Max	8260.64	3517.97	164.38	-19.05	13.90
305	155	SX288	SLU_ENV_NL	Max	6718.19	1052.32	-490.40	241.83	13.90
305	155	SX287	SLU_ENV_NL	Min	-1803.07	-985.14	-1980.67	-655.55	-27.66
305	155	SX274	SLU_ENV_NL	Min	737.74	-234.50	209.86	-54.66	-27.66
305	155	SX275	SLU_ENV_NL	Min	-19614.58	-6789.17	-337.06	-54.66	-44.60
305	155	SX288	SLU_ENV_NL	Min	-25270.69	-6031.47	-2527.59	-655.55	-44.60
306	156	SX288	SLU_ENV_NL	Max	9399.82	1864.38	-414.53	624.36	-4.92
306	156	SX275	SLU_ENV_NL	Max	9017.89	3737.58	62.04	57.29	-4.92
306	156	SX276	SLU_ENV_NL	Max	26062.03	8761.50	333.62	57.29	36.31
306	156	SX289	SLU_ENV_NL	Max	29876.56	7908.49	-142.94	624.36	36.31
306	156	SX288	SLU_ENV_NL	Min	-29993.67	-7451.97	-2418.62	-2888.57	-43.58
306	156	SX275	SLU_ENV_NL	Min	-17533.56	-6161.26	-413.58	-2896.28	-43.58
306	156	SX276	SLU_ENV_NL	Min	-175491.71	-53883.63	-1845.98	-2896.28	-3.83
306	156	SX289	SLU_ENV_NL	Min	-190456.19	-55874.43	-3851.03	-2888.57	-3.83
307	157	SX289	SLU_ENV_NL	Max	18979.47	7441.39	832.86	4648.98	4816.31
307	157	SX276	SLU_ENV_NL	Max	16736.76	3299.79	-261.19	6194.90	4816.31
307	157	SX277	SLU_ENV_NL	Max	68472.75	23304.42	2359.26	6194.90	3999.51
307	157	SX290	SLU_ENV_NL	Max	56889.25	16492.96	1358.02	4648.98	3999.51
307	157	SX289	SLU_ENV_NL	Min	-119856.50	-37580.62	-3480.64	-5043.50	-3964.33
307	157	SX276	SLU_ENV_NL	Min	-126115.44	-36322.54	-2479.41	-4621.76	-3964.33
307	157	SX277	SLU_ENV_NL	Min	14066.47	1036.40	-1221.45	-4621.76	-4837.81
307	157	SX290	SLU_ENV_NL	Min	30426.80	10097.93	-127.40	-5043.50	-4837.81
308	770	DX103	SLU_ENV_NL	Max	18637.39	5530.48	-382.66	-415.62	51.10
308	770	DX90	SLU_ENV_NL	Max	16608.05	5181.33	152.02	312.58	51.10
308	770	DX91	SLU_ENV_NL	Max	-554.19	724.82	323.50	312.58	-6.41
308	770	DX104	SLU_ENV_NL	Max	963.91	-184.58	-39.26	-415.62	-6.41
308	770	DX103	SLU_ENV_NL	Min	4161.36	362.30	-1251.24	-503.40	8.11
308	770	DX90	SLU_ENV_NL	Min	257.30	886.69	-795.62	-406.68	8.11
308	770	DX91	SLU_ENV_NL	Min	-615.60	-260.28	-452.22	-406.68	-58.16
308	770	DX104	SLU_ENV_NL	Min	454.05	-515.90	-1079.76	-503.40	-58.16
309	158	SX292	SLU_ENV_NL	Max	89040.81	29017.93	182.32	1573.87	2016.66
309	158	SX279	SLU_ENV_NL	Max	83843.34	23343.55	-62.42	1779.71	2016.66
309	158	SX280	SLU_ENV_NL	Max	32797.78	11260.80	166.64	1779.71	1221.63
309	158	SX293	SLU_ENV_NL	Max	33782.77	8623.96	177.76	1573.87	1221.63
309	158	SX292	SLU_ENV_NL	Min	-13110.61	-6084.71	-306.53	-2893.63	-1240.19
309	158	SX279	SLU_ENV_NL	Min	-10025.23	-1757.38	-197.12	-1295.35	-1240.19
309	158	SX280	SLU_ENV_NL	Min	-92041.35	-29425.31	-201.69	-1295.35	-1993.12
309	158	SX293	SLU_ENV_NL	Min	-93898.00	-26266.21	-77.48	-2893.63	-1993.12
310	159	SX293	SLU_ENV_NL	Max	33782.61	8623.90	62.96	2917.20	1221.67
310	159	SX280	SLU_ENV_NL	Max	32797.44	11260.70	201.66	1295.42	1221.67
310	159	SX281	SLU_ENV_NL	Max	83290.74	23165.80	197.15	1295.42	2040.95
310	159	SX294	SLU_ENV_NL	Max	88567.86	28870.77	311.61	2917.20	2040.95
310	159	SX293	SLU_ENV_NL	Min	-92893.16	-25961.88	-177.78	-1573.93	-2017.32
310	159	SX280	SLU_ENV_NL	Min	-91026.24	-29123.66	-172.91	-1812.72	-2017.32
310	159	SX281	SLU_ENV_NL	Min	-10025.31	-1757.38	75.75	-1812.72	-1240.23
310	159	SX294	SLU_ENV_NL	Min	-13110.71	-6084.73	-182.29	-1573.93	-1240.23
311	771	DX89	SLU_ENV_NL	Max	290096.91	86299.09	1218.19	-1828.70	105.94
311	771	DX76	SLU_ENV_NL	Max	325498.28	97633.14	963.37	-682.65	105.94
311	771	DX77	SLU_ENV_NL	Max	5273.10	919.13	2700.53	-682.65	423.46
311	771	DX90	SLU_ENV_NL	Max	19628.13	5252.19	845.75	-1828.70	423.46
311	771	DX89	SLU_ENV_NL	Min	70678.28	20904.74	-891.41	-5085.44	-491.52
311	771	DX76	SLU_ENV_NL	Min	51951.56	15273.28	706.14	-11181.42	-491.52
311	771	DX77	SLU_ENV_NL	Min	-378.88	69.67	-2005.10	-11181.42	-66.08
311	771	DX90	SLU_ENV_NL	Min	-17047.85	-5612.18	-1493.05	-5085.44	-66.08
312	160	SX296	SLU_ENV_NL	Max	56889.35	16493.03	127.47	5043.50	3958.64
312	160	SX283	SLU_ENV_NL	Max	68473.21	23304.63	1221.58	4560.85	3958.64
312	160	SX284	SLU_ENV_NL	Max	12164.47	1865.51	2484.52	4560.85	4816.31
312	160	SX297	SLU_ENV_NL	Max	14489.47	6137.33	3466.58	5043.50	4816.31
312	160	SX296	SLU_ENV_NL	Min	30100.91	10035.56	-1378.81	-4614.17	-4837.81



Autorità Portuale di Taranto
Interventi per il dragaggio di 2,3 M m³ di sedimenti in area Molo Polisettoriale e per la realizzazione di un primo lotto della cassa di colmata funzionale all'ampliamento del V Sporgente del Porto di Taranto

Allegati alla relazione di calcolo strutturale allineamento "BC"

Data 05/2016
Rev. B
c.d.c.: C296A
514B

312	160	SX283	SLU_ENV_NL	Min	13748.98	925.67	-2360.87	-6194.90	-4837.81
312	160	SX284	SLU_ENV_NL	Min	-126115.83	-36322.65	261.10	-6194.90	-3922.97
312	160	SX297	SLU_ENV_NL	Min	-119857.26	-37580.86	-833.01	-4614.17	-3922.97
313	772	DX90	SLU_ENV_NL	Max	15995.99	4142.55	128.14	-193.75	36.43
313	772	DX77	SLU_ENV_NL	Max	14159.16	3604.95	3380.65	294.46	36.43
313	772	DX78	SLU_ENV_NL	Max	-589.50	313.30	3550.03	294.46	-25.21
313	772	DX91	SLU_ENV_NL	Max	5.29	-17.75	297.52	-193.75	-25.21
313	772	DX90	SLU_ENV_NL	Min	-1006.05	-716.97	-710.85	-603.10	28.89
313	772	DX77	SLU_ENV_NL	Min	-3496.26	-948.22	-2727.10	-242.62	28.89
313	772	DX78	SLU_ENV_NL	Min	-2060.78	-1881.32	-2547.35	-242.62	-36.83
313	772	DX91	SLU_ENV_NL	Min	-686.83	-1499.08	-531.11	-603.10	-36.83
314	773	DX76	SLU_ENV_NL	Max	330784.65	99074.59	2342.32	-559.53	-118.62
314	773	DX63	SLU_ENV_NL	Max	345732.46	104724.87	687.73	-1987.67	-118.62
314	773	DX64	SLU_ENV_NL	Max	12741.38	5458.14	-536.68	-1987.67	95.74
314	773	DX77	SLU_ENV_NL	Max	5832.92	3468.77	1303.31	-559.53	95.74
314	773	DX76	SLU_ENV_NL	Min	52445.70	16236.82	-748.32	-8014.16	-126.01
314	773	DX63	SLU_ENV_NL	Min	65252.38	19969.14	-3862.46	-9437.93	-126.01
314	773	DX64	SLU_ENV_NL	Min	3254.00	1837.97	-4901.48	-9437.93	87.69
314	773	DX77	SLU_ENV_NL	Min	-5881.79	-2093.59	-1972.73	-8014.16	87.69
315	161	SX274	SLU_ENV_NL	Max	1806.99	510.19	95.36	393.81	70.26
315	161	SX261	SLU_ENV_NL	Max	-298.09	681.25	-1383.85	-59.38	70.26
315	161	SX262	SLU_ENV_NL	Max	4440.46	2411.85	-934.74	-59.38	39.77
315	161	SX275	SLU_ENV_NL	Max	9001.76	1664.47	544.47	393.81	39.77
315	161	SX274	SLU_ENV_NL	Min	225.75	-793.20	-75.25	-814.71	-47.18
315	161	SX261	SLU_ENV_NL	Min	-1469.19	-2945.63	-3170.34	-152.05	-47.18
315	161	SX262	SLU_ENV_NL	Min	-21632.82	-8345.24	-3246.61	-152.05	-50.05
315	161	SX275	SLU_ENV_NL	Min	-22755.61	-5735.84	-151.51	-814.71	-50.05
316	162	SX275	SLU_ENV_NL	Max	11936.51	2566.57	-149.62	991.83	78.95
316	162	SX262	SLU_ENV_NL	Max	6213.54	2922.10	-238.35	-266.05	78.95
316	162	SX263	SLU_ENV_NL	Max	19675.06	6968.89	641.51	-266.05	89.94
316	162	SX276	SLU_ENV_NL	Max	30434.78	8128.60	730.24	991.83	89.94
316	162	SX275	SLU_ENV_NL	Min	-24177.15	-6184.97	-826.86	-4923.94	-87.26
316	162	SX262	SLU_ENV_NL	Min	-7416.79	-4057.76	-2591.64	-3674.89	-87.26
316	162	SX263	SLU_ENV_NL	Min	-194849.84	-59881.22	-4524.62	-3674.89	-97.01
316	162	SX276	SLU_ENV_NL	Min	-215394.83	-63172.49	-2759.85	-4923.94	-97.01
317	163	SX276	SLU_ENV_NL	Max	25157.80	9742.51	271.96	5508.23	5427.28
317	163	SX263	SLU_ENV_NL	Max	20682.76	4029.34	1550.76	7333.41	5427.28
317	163	SX264	SLU_ENV_NL	Max	99248.93	29917.81	1840.97	7333.41	4808.36
317	163	SX277	SLU_ENV_NL	Max	86670.56	22867.10	2892.01	5508.23	4808.36
317	163	SX276	SLU_ENV_NL	Min	-162129.24	-50490.79	-3274.54	-5339.38	-4756.15
317	163	SX263	SLU_ENV_NL	Min	-166424.96	-48010.94	-4325.58	-5625.85	-4756.15
317	163	SX264	SLU_ENV_NL	Min	-1696.91	-1466.95	-242.09	-5625.85	-5459.03
317	163	SX277	SLU_ENV_NL	Min	17191.27	8494.50	-1520.89	-5339.38	-5459.03
318	774	DX77	SLU_ENV_NL	Max	15102.27	6277.52	3519.98	106.19	-6.16
318	774	DX64	SLU_ENV_NL	Max	17290.65	6794.98	232.05	69.58	-6.16
318	774	DX65	SLU_ENV_NL	Max	-155.99	3636.82	374.82	69.58	37.95
318	774	DX78	SLU_ENV_NL	Max	-540.12	3658.68	3380.10	106.19	37.95
318	774	DX77	SLU_ENV_NL	Min	-3968.21	-1500.18	-2691.48	-165.74	-39.93
318	774	DX64	SLU_ENV_NL	Min	-5104.17	-688.81	-7083.75	-684.77	-39.93
318	774	DX65	SLU_ENV_NL	Min	-1530.62	-193.23	-7223.63	-684.77	-0.67
318	774	DX78	SLU_ENV_NL	Min	-703.38	-1087.52	-2548.71	-165.74	-0.67
319	164	SX279	SLU_ENV_NL	Max	104652.07	33340.71	-71.88	2126.44	2641.67
319	164	SX266	SLU_ENV_NL	Max	99056.13	26976.98	137.60	2232.63	2641.67
319	164	SX267	SLU_ENV_NL	Max	37840.74	13086.08	198.54	2232.63	1647.02
319	164	SX280	SLU_ENV_NL	Max	38952.91	10031.05	164.35	2126.44	1647.02
319	164	SX279	SLU_ENV_NL	Min	-12596.84	-5183.81	-288.27	-3885.74	-1673.42
319	164	SX266	SLU_ENV_NL	Min	-9295.76	-316.62	-302.49	-1743.49	-1673.42
319	164	SX267	SLU_ENV_NL	Min	-110226.75	-35282.79	-66.27	-1743.49	-2607.95
319	164	SX280	SLU_ENV_NL	Min	-112073.58	-31522.87	-227.32	-3885.74	-2607.95
320	165	SX280	SLU_ENV_NL	Max	38952.44	10030.90	227.39	3911.49	1647.07
320	165	SX267	SLU_ENV_NL	Max	37840.38	13085.98	47.72	1743.57	1647.07
320	165	SX268	SLU_ENV_NL	Max	98270.78	26748.00	308.64	1743.57	2670.55
320	165	SX281	SLU_ENV_NL	Max	103954.57	33146.28	288.20	3911.49	2670.55
320	165	SX280	SLU_ENV_NL	Min	-110785.41	-31131.80	-173.98	-2126.52	-2636.68
320	165	SX267	SLU_ENV_NL	Min	-108938.71	-34901.00	-198.45	-2274.10	-2636.68
320	165	SX268	SLU_ENV_NL	Min	-9295.52	-316.58	-137.63	-2274.10	-1673.46
320	165	SX281	SLU_ENV_NL	Min	-12596.91	-5183.87	86.94	-2126.52	-1673.46
321	775	DX63	SLU_ENV_NL	Max	342048.86	101517.33	-2294.00	861.90	453.59
321	775	DX50	SLU_ENV_NL	Max	303131.56	91008.69	-3074.17	-4453.49	453.59
321	775	DX51	SLU_ENV_NL	Max	33074.62	9140.85	1.65	-4453.49	363.55
321	775	DX64	SLU_ENV_NL	Max	7537.04	2585.10	781.82	861.90	363.55
321	775	DX63	SLU_ENV_NL	Min	69906.70	21008.77	-2676.88	-11207.58	-434.26
321	775	DX50	SLU_ENV_NL	Min	110470.87	32130.37	-3869.18	-5564.18	-434.26
321	775	DX51	SLU_ENV_NL	Min	-13182.72	-3629.22	-7378.89	-5564.18	-393.45
321	775	DX64	SLU_ENV_NL	Min	5693.35	898.00	-6186.59	-11207.58	-393.45
322	166	SX283	SLU_ENV_NL	Max	86671.11	22867.27	1520.80	5339.38	4766.36
322	166	SX270	SLU_ENV_NL	Max	99249.11	29917.85	242.00	5555.84	4766.36
322	166	SX271	SLU_ENV_NL	Max	14953.13	2271.24	4289.85	5555.84	5427.28
322	166	SX284	SLU_ENV_NL	Max	19466.84	8095.98	3265.56	5339.38	5427.28
322	166	SX283	SLU_ENV_NL	Min	16825.55	8394.89	-2883.10	-5479.83	-5459.03
322	166	SX270	SLU_ENV_NL	Min	-2017.95	-1615.74	-1858.81	-7333.42	-5459.03



Autorità Portuale di Taranto
Interventi per il dragaggio di 2,3 M³ di sedimenti in area Molo Polisettoriale e per la realizzazione di un primo lotto della cassa di colmata funzionale all'ampliamento del V Sporgente del Porto di Taranto

Allegati alla relazione di calcolo strutturale allineamento "BC"

Data 05/2016
Rev. B
c.d.c.: C296A
514B



322	166	SX271	SLU_ENV_NL	Min	-166425.83	-48011.21	-1550.63	-7333.42	-4713.61
322	166	SX284	SLU_ENV_NL	Min	-162129.73	-50490.93	-271.83	-5479.83	-4713.61
323	776	DX64	SLU_ENV_NL	Max	18531.28	5992.16	503.84	421.97	-68.59
323	776	DX51	SLU_ENV_NL	Max	26594.52	7088.03	160.05	-366.24	-68.59
323	776	DX52	SLU_ENV_NL	Max	1270.71	354.83	-176.60	-366.24	134.82
323	776	DX65	SLU_ENV_NL	Max	-2482.85	-419.14	167.19	421.97	134.82
323	776	DX64	SLU_ENV_NL	Min	-5075.72	-2400.61	-6836.71	311.03	-138.68
323	776	DX51	SLU_ENV_NL	Min	58.27	410.96	-6693.96	-1511.63	-138.68
323	776	DX52	SLU_ENV_NL	Min	-366.50	-552.05	-7380.63	-1511.63	49.68
323	776	DX65	SLU_ENV_NL	Min	-2854.25	-1560.69	-7523.38	311.03	49.68
324	777	DX50	SLU_ENV_NL	Max	294375.16	88530.96	-2325.17	-1262.92	506.92
324	777	DX37	SLU_ENV_NL	Max	280017.52	85035.12	1856.93	-3505.73	506.92
324	777	DX38	SLU_ENV_NL	Max	38289.35	10702.08	801.94	-3505.73	150.89
324	777	DX51	SLU_ENV_NL	Max	27749.89	7592.56	-1912.80	-1262.92	150.89
324	777	DX50	SLU_ENV_NL	Min	116340.07	35493.55	-5045.22	-10776.61	-185.75
324	777	DX37	SLU_ENV_NL	Min	135270.49	41098.42	389.57	-4036.65	-185.75
324	777	DX38	SLU_ENV_NL	Min	2493.08	1363.73	306.63	-4036.65	-504.72
324	777	DX51	SLU_ENV_NL	Min	-4555.64	-1582.54	-6595.53	-10776.61	-504.72
325	167	SX261	SLU_ENV_NL	Max	-223.66	1729.15	-1265.07	508.76	59.94
325	167	SX248	SLU_ENV_NL	Max	3240.42	1127.63	-1475.85	9.87	59.94
325	167	SX249	SLU_ENV_NL	Max	10.64	1123.62	-1247.01	9.87	68.50
325	167	SX262	SLU_ENV_NL	Max	2655.04	-847.72	-1036.22	508.76	68.50
325	167	SX261	SLU_ENV_NL	Min	-867.13	-1762.48	-2865.98	-691.54	-84.70
325	167	SX248	SLU_ENV_NL	Min	141.15	-30.44	-2242.06	-453.09	-84.70
325	167	SX249	SLU_ENV_NL	Min	-11752.06	-4663.87	-3014.48	-453.09	-51.78
325	167	SX262	SLU_ENV_NL	Min	-19522.17	-3977.68	-3638.40	-691.54	-51.78
326	168	SX262	SLU_ENV_NL	Max	7670.45	695.92	-651.93	1269.51	-158.43
326	168	SX249	SLU_ENV_NL	Max	-4786.76	-354.62	-1675.32	-1102.79	-158.43
326	168	SX250	SLU_ENV_NL	Max	-6294.24	-616.10	151.01	-1102.79	261.35
326	168	SX263	SLU_ENV_NL	Max	16519.23	3532.00	1174.40	1269.51	261.35
326	168	SX262	SLU_ENV_NL	Min	-4828.76	460.35	-4408.19	-2758.47	-215.54
326	168	SX249	SLU_ENV_NL	Min	-11748.77	-4692.89	-2273.01	-6143.79	-215.54
326	168	SX250	SLU_ENV_NL	Min	-213388.96	-65533.39	-1135.91	-6143.79	175.76
326	168	SX263	SLU_ENV_NL	Min	-195200.78	-56942.34	-3271.09	-2758.47	175.76
327	169	SX263	SLU_ENV_NL	Max	25732.17	10388.57	1544.37	7093.65	7505.10
327	169	SX250	SLU_ENV_NL	Max	26446.42	5366.19	365.13	9871.51	7505.10
327	169	SX251	SLU_ENV_NL	Max	119452.37	39346.59	2429.00	9871.51	6251.25
327	169	SX264	SLU_ENV_NL	Max	102885.86	29616.11	982.38	7093.65	6251.25
327	169	SX263	SLU_ENV_NL	Min	-172010.24	-54203.72	-3126.97	-7651.90	-6199.00
327	169	SX250	SLU_ENV_NL	Min	-178324.78	-51048.38	-1680.35	-7399.73	-6199.00
327	169	SX251	SLU_ENV_NL	Min	-22322.81	-10899.82	-1746.19	-7399.73	-7548.03
327	169	SX264	SLU_ENV_NL	Min	-4469.79	-237.73	-566.94	-7651.90	-7548.03
328	778	DX51	SLU_ENV_NL	Max	28500.86	7862.54	307.61	776.58	-63.35
328	778	DX38	SLU_ENV_NL	Max	32922.70	9047.39	677.70	-1142.98	-63.35
328	778	DX39	SLU_ENV_NL	Max	711.64	1247.73	352.09	-1142.98	132.85
328	778	DX52	SLU_ENV_NL	Max	-973.74	-656.60	-295.02	776.58	132.85
328	778	DX51	SLU_ENV_NL	Min	1760.52	238.03	-6929.50	-391.23	-155.19
328	778	DX38	SLU_ENV_NL	Min	10761.50	3918.53	-1500.94	-1194.31	-155.19
328	778	DX39	SLU_ENV_NL	Min	691.55	-2087.90	-2103.56	-1194.31	57.15
328	778	DX52	SLU_ENV_NL	Min	-2424.05	-2453.59	-7255.11	-391.23	57.15
329	170	SX266	SLU_ENV_NL	Max	99250.90	32912.93	198.75	2733.74	3027.75
329	170	SX253	SLU_ENV_NL	Max	92845.59	25681.99	2.52	2723.02	3027.75
329	170	SX254	SLU_ENV_NL	Max	33846.03	12245.27	277.07	2723.02	2187.41
329	170	SX267	SLU_ENV_NL	Max	35369.60	8407.24	281.93	2733.74	2187.41
329	170	SX266	SLU_ENV_NL	Min	-9990.38	-6190.30	-440.51	-4290.02	-2221.07
329	170	SX253	SLU_ENV_NL	Min	-5691.94	74.67	-398.06	-2404.29	-2221.07
329	170	SX254	SLU_ENV_NL	Min	-104792.35	-33816.17	-314.87	-2404.29	-2989.51
329	170	SX267	SLU_ENV_NL	Min	-106925.58	-29565.61	-165.97	-4290.02	-2989.51
330	171	SX267	SLU_ENV_NL	Max	35369.18	8407.10	143.84	4326.43	2187.48
330	171	SX254	SLU_ENV_NL	Max	33845.55	12245.13	314.90	2404.40	2187.48
330	171	SX255	SLU_ENV_NL	Max	91916.53	25393.11	398.05	2404.40	3066.32
330	171	SX268	SLU_ENV_NL	Max	98441.21	32667.70	451.89	4326.43	3066.32
330	171	SX267	SLU_ENV_NL	Min	-105612.62	-29165.62	-281.89	-2733.84	-3027.89
330	171	SX254	SLU_ENV_NL	Min	-103478.17	-33428.02	-292.84	-2776.37	-3027.89
330	171	SX255	SLU_ENV_NL	Min	-5691.42	74.86	15.20	-2776.37	-2221.13
330	171	SX268	SLU_ENV_NL	Min	-9990.08	-6190.20	-198.74	-2733.84	-2221.13
331	779	DX37	SLU_ENV_NL	Max	271849.22	80981.43	411.24	-2408.47	313.22
331	779	DX24	SLU_ENV_NL	Max	256421.11	76203.91	-1176.70	-2742.51	313.22
331	779	DX25	SLU_ENV_NL	Max	28406.09	8191.57	-311.91	-2742.51	36.03
331	779	DX38	SLU_ENV_NL	Max	36682.32	10982.47	1256.38	-2408.47	36.03
331	779	DX37	SLU_ENV_NL	Min	136773.15	40470.11	-295.13	-8565.81	-14.10
331	779	DX24	SLU_ENV_NL	Min	128764.63	37778.45	-2117.15	-4533.21	-14.10
331	779	DX25	SLU_ENV_NL	Min	8692.61	2140.11	-1272.01	-4533.21	-292.06
331	779	DX38	SLU_ENV_NL	Min	9831.86	2652.36	569.66	-8565.81	-292.06
332	172	SX270	SLU_ENV_NL	Max	102886.04	29616.11	567.06	7651.90	6195.18
332	172	SX257	SLU_ENV_NL	Max	119452.88	39346.71	1746.26	7312.87	6195.18
332	172	SX258	SLU_ENV_NL	Max	20772.06	3600.38	1628.54	7312.87	7505.11
332	172	SX271	SLU_ENV_NL	Max	20003.23	8716.52	3058.08	7651.90	7505.11
332	172	SX270	SLU_ENV_NL	Min	-4733.69	-279.79	-969.66	-7049.57	-7548.04
332	172	SX257	SLU_ENV_NL	Min	-22424.92	-10950.54	-2399.20	-9871.52	-7548.04
332	172	SX258	SLU_ENV_NL	Min	-178325.31	-51048.53	-365.26	-9871.52	-6142.59



Autorità Portuale di Taranto
Interventi per il dragaggio di 2,3 M³ di sedimenti in area Molo Polisettoriale e per la realizzazione di un primo lotto della cassa di colmata funzionale all'ampliamento del V Sporgente del Porto di Taranto

Allegati alla relazione di calcolo strutturale allineamento "BC"

Data 05/2016
Rev. B
c.d.c.: C296A
514B

332	172	SX271	SLU_ENV_NL	Min	-172011.12	-54203.98	-1544.46	-7049.57	-6142.59
333	780	DX38	SLU_ENV_NL	Max	33885.35	10153.21	365.23	290.25	-7.27
333	780	DX25	SLU_ENV_NL	Max	32600.98	9440.21	1383.08	-923.22	-7.27
333	780	DX26	SLU_ENV_NL	Max	6940.54	1148.21	149.22	-923.22	97.79
333	780	DX39	SLU_ENV_NL	Max	826.17	396.87	507.40	290.25	97.79
333	780	DX38	SLU_ENV_NL	Min	12829.18	3516.99	-1215.33	-785.37	-125.09
333	780	DX25	SLU_ENV_NL	Min	26985.38	7662.50	-393.78	-1195.12	-125.09
333	780	DX26	SLU_ENV_NL	Min	-813.02	-424.87	-251.61	-1195.12	13.41
333	780	DX39	SLU_ENV_NL	Min	-2330.21	-1530.99	-2449.18	-785.37	13.41
335	173	SX248	SLU_ENV_NL	Max	3333.04	1954.17	-1572.15	271.28	34.43
335	173	SX235	SLU_ENV_NL	Max	-824.22	1936.36	427.82	-158.59	34.43
335	173	SX236	SLU_ENV_NL	Max	-6001.50	-25.46	848.87	-158.59	48.84
335	173	SX249	SLU_ENV_NL	Max	-1654.69	-1480.24	-1151.10	271.28	48.84
335	173	SX248	SLU_ENV_NL	Min	568.11	-396.40	-2867.16	-383.91	-61.46
335	173	SX235	SLU_ENV_NL	Min	-2406.52	-3099.89	-4228.35	-421.20	-61.46
335	173	SX236	SLU_ENV_NL	Min	-15436.13	-6720.25	-3750.76	-421.20	-1.46
335	173	SX249	SLU_ENV_NL	Min	-10415.73	-1885.32	-2389.57	-383.91	-1.46
336	174	SX249	SLU_ENV_NL	Max	-2902.01	-1025.06	-1214.36	584.21	-114.16
336	174	SX236	SLU_ENV_NL	Max	-4893.23	-437.10	915.35	-1036.03	-114.16
336	174	SX237	SLU_ENV_NL	Max	-20366.22	-4754.46	1744.08	-1036.03	140.49
336	174	SX250	SLU_ENV_NL	Max	-9710.74	-4250.39	-385.63	584.21	140.49
336	174	SX249	SLU_ENV_NL	Min	-7609.67	-1826.14	-2158.91	-3928.61	-115.60
336	174	SX236	SLU_ENV_NL	Min	-7279.30	-3575.82	-4047.80	-5736.29	-115.60
336	174	SX237	SLU_ENV_NL	Min	-222418.07	-68390.61	-3958.16	-5736.29	112.65
336	174	SX250	SLU_ENV_NL	Min	-215680.33	-63042.14	-2069.28	-3928.61	112.65
337	175	SX250	SLU_ENV_NL	Max	32448.88	12547.34	445.52	8058.41	8550.59
337	175	SX237	SLU_ENV_NL	Max	32157.87	6831.45	1688.19	11222.56	8550.59
337	175	SX238	SLU_ENV_NL	Max	141479.24	43009.01	1739.60	11222.56	7175.65
337	175	SX251	SLU_ENV_NL	Max	122224.14	33096.27	3524.51	8058.41	7175.65
337	175	SX250	SLU_ENV_NL	Min	-185119.03	-58206.31	-2400.26	-8735.10	-7118.25
337	175	SX237	SLU_ENV_NL	Min	-192958.18	-55198.61	-4185.17	-8581.16	-7118.25
337	175	SX238	SLU_ENV_NL	Min	-46536.88	-14279.43	-804.22	-8581.16	-8593.63
337	175	SX251	SLU_ENV_NL	Min	-23730.39	-2764.69	-2046.89	-8735.10	-8593.63
339	176	SX253	SLU_ENV_NL	Max	92399.18	29583.54	-20.69	1807.81	2766.61
339	176	SX240	SLU_ENV_NL	Max	86555.16	22833.91	134.18	2466.06	2766.61
339	176	SX241	SLU_ENV_NL	Max	30820.57	11314.46	380.44	2466.06	1417.13
339	176	SX254	SLU_ENV_NL	Max	31424.10	7471.03	245.35	1807.81	1417.13
339	176	SX253	SLU_ENV_NL	Min	-5708.49	-3279.37	-582.03	-3941.28	-1448.87
339	176	SX240	SLU_ENV_NL	Min	-2996.54	2405.35	-436.98	-1532.49	-1448.87
339	176	SX241	SLU_ENV_NL	Min	-99690.43	-32255.99	-170.95	-1532.49	-2730.95
339	176	SX254	SLU_ENV_NL	Min	-101520.76	-28300.46	-335.77	-3941.28	-2730.95
340	177	SX254	SLU_ENV_NL	Max	31423.56	7470.86	335.84	3996.57	1417.19
340	177	SX241	SLU_ENV_NL	Max	30820.09	11314.33	136.22	1532.57	1417.19
340	177	SX242	SLU_ENV_NL	Max	85438.83	22511.17	447.92	1532.57	2822.07
340	177	SX255	SLU_ENV_NL	Max	91450.82	29321.22	581.99	3996.57	2822.07
340	177	SX254	SLU_ENV_NL	Min	-100171.71	-27886.99	-265.51	-1807.89	-2786.16
340	177	SX241	SLU_ENV_NL	Min	-98334.59	-31857.98	-380.38	-2539.83	-2786.16
340	177	SX242	SLU_ENV_NL	Min	-2995.71	2405.61	-134.22	-2539.83	-1448.93
340	177	SX255	SLU_ENV_NL	Min	-5707.93	-3279.20	46.20	-1807.89	-1448.93
341	781	DX414	SLU_ENV_NL	Max	54959.80	16432.82	510.52	-0.19	0.24
341	781	DX401	SLU_ENV_NL	Max	57894.71	17324.36	1098.23	0.49	0.24
341	781	DX402	SLU_ENV_NL	Max	190.32	181.60	1130.58	0.49	4.59
341	781	DX415	SLU_ENV_NL	Max	-160.08	-392.60	234.95	-0.19	4.59
341	781	DX414	SLU_ENV_NL	Min	-144.55	-94.97	-405.60	-938.47	-8.86
341	781	DX401	SLU_ENV_NL	Min	-470.12	-172.13	-235.51	-1028.11	-8.86
341	781	DX402	SLU_ENV_NL	Min	-437.07	-456.20	-511.09	-1028.11	0.14
341	781	DX415	SLU_ENV_NL	Min	-2129.25	-529.19	-373.25	-938.47	0.14
342	178	SX257	SLU_ENV_NL	Max	122224.69	33096.51	2046.82	8735.10	7109.99
342	178	SX244	SLU_ENV_NL	Max	141479.67	43009.20	804.22	8482.53	7109.99
342	178	SX245	SLU_ENV_NL	Max	26564.58	5106.16	4089.97	8482.53	8550.60
342	178	SX258	SLU_ENV_NL	Max	26781.17	10909.73	2335.58	8735.10	8550.60
342	178	SX257	SLU_ENV_NL	Min	-23788.67	-2775.38	-3480.95	-8003.84	-8593.64
342	178	SX244	SLU_ENV_NL	Min	-46369.07	-14293.05	-1726.55	-11222.57	-8593.64
342	178	SX245	SLU_ENV_NL	Min	-192958.88	-55198.83	-1688.10	-11222.57	-7052.29
342	178	SX258	SLU_ENV_NL	Min	-185119.57	-58206.48	-445.51	-8003.84	-7052.29
343	179	SX405	SLU_ENV_NL	Max	1319.22	81.11	692.91	27.87	1.81
343	179	SX392	SLU_ENV_NL	Max	-32.56	-192.06	-658.70	10.42	1.81
343	179	SX393	SLU_ENV_NL	Max	-275.43	147.98	-458.88	10.42	16.43
343	179	SX406	SLU_ENV_NL	Max	383.12	367.09	765.70	27.87	16.43
343	179	SX405	SLU_ENV_NL	Min	216.73	29.78	-208.63	-4.97	-13.63
343	179	SX392	SLU_ENV_NL	Min	-445.05	-312.06	-699.35	-160.88	-13.63
343	179	SX393	SLU_ENV_NL	Min	-4572.18	-1579.48	-626.57	-160.88	-0.64
343	179	SX406	SLU_ENV_NL	Min	-2347.50	-923.92	-8.81	-4.97	-0.64
344	180	SX406	SLU_ENV_NL	Max	2013.19	390.00	371.67	-5.45	2.02
344	180	SX393	SLU_ENV_NL	Max	-595.63	52.29	581.09	11.97	2.02
344	180	SX394	SLU_ENV_NL	Max	-343.71	-59.65	670.68	11.97	36.62
344	180	SX407	SLU_ENV_NL	Max	499.43	215.20	895.23	-5.45	36.62
344	180	SX406	SLU_ENV_NL	Min	392.41	369.51	-439.32	-570.57	-28.14
344	180	SX393	SLU_ENV_NL	Min	-2004.89	-815.01	-848.55	-1030.32	-28.14
344	180	SX394	SLU_ENV_NL	Min	-47355.35	-14178.77	-324.98	-1030.32	-0.44
344	180	SX407	SLU_ENV_NL	Min	-40755.76	-12203.02	-349.73	-570.57	-0.44



Autorità Portuale di Taranto
Interventi per il dragaggio di 2,3 M³ di sedimenti in area Molo Polisettoriale e per la realizzazione di un primo lotto della cassa di colmata funzionale all'ampliamento del V Sporgente del Porto di Taranto

Allegati alla relazione di calcolo strutturale allineamento "BC"

Data 05/2016
Rev. B
c.d.c.: C296A
514B



345	181	SX235	SLU_ENV_NL	Max	-1152.26	1630.72	636.35	68.44	9.35
345	181	SX222	SLU_ENV_NL	Max	2318.95	1274.32	413.72	-215.72	9.35
345	181	SX223	SLU_ENV_NL	Max	-7262.96	-1037.61	372.75	-215.72	23.34
345	181	SX236	SLU_ENV_NL	Max	-7792.05	-2268.28	595.38	68.44	23.34
345	181	SX235	SLU_ENV_NL	Min	-1428.96	-2107.30	-3734.13	-270.22	-44.37
345	181	SX222	SLU_ENV_NL	Min	601.31	-92.17	-3320.07	-356.67	-44.37
345	181	SX223	SLU_ENV_NL	Min	-8883.69	-3551.63	-3897.30	-356.67	0.67
345	181	SX236	SLU_ENV_NL	Min	-13935.62	-3966.12	-4311.36	-270.22	0.67
346	182	SX236	SLU_ENV_NL	Max	1003.71	2274.00	977.19	59.40	-72.21
346	182	SX223	SLU_ENV_NL	Max	-9694.86	-1783.05	-41.24	-914.79	-72.21
346	182	SX224	SLU_ENV_NL	Max	-31110.05	-8003.16	596.92	-914.79	410.58
346	182	SX237	SLU_ENV_NL	Max	-22961.74	-8318.83	1615.36	59.40	410.58
346	182	SX236	SLU_ENV_NL	Min	-6709.62	-3625.52	-5653.92	-2708.76	-337.78
346	182	SX223	SLU_ENV_NL	Min	-16220.49	-5813.15	-2597.53	-8021.16	-337.78
346	182	SX224	SLU_ENV_NL	Min	-261795.42	-79994.69	-75.22	-8021.16	65.02
346	182	SX237	SLU_ENV_NL	Min	-225914.95	-66240.24	-3131.61	-2708.76	65.02
347	183	SX237	SLU_ENV_NL	Max	38985.05	14626.66	2235.19	9329.54	9576.83
347	183	SX224	SLU_ENV_NL	Max	43406.41	10168.96	836.19	12582.32	9576.83
347	183	SX225	SLU_ENV_NL	Max	169573.19	54536.45	3428.02	12582.32	8385.29
347	183	SX238	SLU_ENV_NL	Max	146777.65	43113.24	988.93	9329.54	8385.29
347	183	SX237	SLU_ENV_NL	Min	-200601.75	-63120.05	-3169.69	-9772.68	-8332.68
347	183	SX224	SLU_ENV_NL	Min	-207951.22	-59546.29	-730.60	-10131.92	-8332.68
347	183	SX225	SLU_ENV_NL	Min	-73185.09	-27007.39	-2782.03	-10131.92	-9626.79
347	183	SX238	SLU_ENV_NL	Min	-51443.05	-15671.29	-1383.03	-9772.68	-9626.79
348	782	DX415	SLU_ENV_NL	Max	-11.54	106.93	543.70	5.16	0.15
348	782	DX402	SLU_ENV_NL	Max	935.97	404.48	211.38	3.23	0.15
348	782	DX403	SLU_ENV_NL	Max	446.22	399.90	191.41	3.23	1.12
348	782	DX416	SLU_ENV_NL	Max	-149.34	142.70	523.72	5.16	1.12
348	782	DX415	SLU_ENV_NL	Min	-219.61	-410.47	228.24	-1.54	-2.60
348	782	DX402	SLU_ENV_NL	Min	-1.78	-325.61	-499.83	-19.62	-2.60
348	782	DX403	SLU_ENV_NL	Min	26.54	-251.56	-591.77	-19.62	-0.57
348	782	DX416	SLU_ENV_NL	Min	-365.85	-325.31	136.30	-1.54	-0.57
349	184	SX240	SLU_ENV_NL	Max	86898.23	28756.50	-43.72	401.51	2388.56
349	184	SX227	SLU_ENV_NL	Max	81956.51	22901.92	85.47	2066.17	2388.56
349	184	SX228	SLU_ENV_NL	Max	30182.38	10848.58	266.47	2066.17	217.39
349	184	SX241	SLU_ENV_NL	Max	29083.92	6913.05	241.17	401.51	217.39
349	184	SX240	SLU_ENV_NL	Min	-4507.71	-4019.29	-409.73	-3465.56	-246.44
349	184	SX227	SLU_ENV_NL	Min	-3856.57	766.47	-380.50	-139.07	-246.44
349	184	SX228	SLU_ENV_NL	Min	-95074.47	-30449.72	-95.61	-139.07	-2357.71
349	184	SX241	SLU_ENV_NL	Min	-96693.13	-27044.02	-228.72	-3465.56	-2357.71
350	185	SX241	SLU_ENV_NL	Max	29083.40	6912.88	181.70	3536.05	217.43
350	185	SX228	SLU_ENV_NL	Max	30181.85	10848.43	95.63	139.13	217.43
350	185	SX229	SLU_ENV_NL	Max	80555.72	22467.82	380.48	139.13	2458.10
350	185	SX242	SLU_ENV_NL	Max	85736.09	28402.36	435.90	3536.05	2458.10
350	185	SX241	SLU_ENV_NL	Min	-95290.83	-26612.47	-241.14	-401.56	-2426.89
350	185	SX228	SLU_ENV_NL	Min	-93687.19	-30044.40	-303.90	-2157.41	-2426.89
350	185	SX229	SLU_ENV_NL	Min	-3855.59	766.79	-49.70	-2157.41	-246.48
350	185	SX242	SLU_ENV_NL	Min	-4506.84	-4019.01	43.71	-401.56	-246.48
351	783	DX401	SLU_ENV_NL	Max	58271.18	17521.62	1164.75	-1.80	-0.11
351	783	DX388	SLU_ENV_NL	Max	53694.95	16148.83	169.08	2.45	-0.11
351	783	DX389	SLU_ENV_NL	Max	447.00	349.66	788.80	2.45	49.09
351	783	DX402	SLU_ENV_NL	Max	-234.47	237.17	1071.96	-1.80	49.09
351	783	DX401	SLU_ENV_NL	Min	-423.33	-34.19	-778.42	-729.45	-39.64
351	783	DX388	SLU_ENV_NL	Min	598.19	172.14	43.60	-1320.61	-39.64
351	783	DX389	SLU_ENV_NL	Min	-7461.60	-2364.36	-49.18	-1320.61	-0.74
351	783	DX402	SLU_ENV_NL	Min	-238.78	-191.10	-158.70	-729.45	-0.74
352	186	SX244	SLU_ENV_NL	Max	146778.04	43113.27	1383.10	9772.70	8299.99
352	186	SX231	SLU_ENV_NL	Max	169573.72	54536.54	2782.03	10009.45	8299.99
352	186	SX232	SLU_ENV_NL	Max	37890.17	8455.62	657.79	10009.45	9576.85
352	186	SX245	SLU_ENV_NL	Max	33377.72	12988.63	3063.37	9772.70	9576.85
352	186	SX244	SLU_ENV_NL	Min	-51191.92	-15541.21	-965.23	-9253.25	-9626.80
352	186	SX231	SLU_ENV_NL	Min	-72643.98	-26843.86	-3370.81	-12582.34	-9626.80
352	186	SX232	SLU_ENV_NL	Min	-207951.81	-59546.45	-836.26	-12582.34	-8247.24
352	186	SX245	SLU_ENV_NL	Min	-200602.45	-63120.26	-2235.19	-9253.25	-8247.24
353	187	SX407	SLU_ENV_NL	Max	31839.57	9525.42	663.94	465.17	467.02
353	187	SX394	SLU_ENV_NL	Max	31772.40	9609.71	637.63	500.48	467.02
353	187	SX395	SLU_ENV_NL	Max	33480.41	8973.13	410.75	500.48	32.79
353	187	SX408	SLU_ENV_NL	Max	33190.13	8875.46	194.71	465.17	32.79
353	187	SX407	SLU_ENV_NL	Min	-104500.47	-31281.78	-327.10	-588.99	-33.34
353	187	SX394	SLU_ENV_NL	Min	-104041.84	-31172.07	-41.90	388.18	-33.34
353	187	SX395	SLU_ENV_NL	Min	18380.55	6382.13	-511.13	388.18	-468.86
353	187	SX408	SLU_ENV_NL	Min	16686.48	5777.29	-553.97	-588.99	-468.86
354	784	DX402	SLU_ENV_NL	Max	917.72	366.79	182.07	34.09	1.20
354	784	DX389	SLU_ENV_NL	Max	-194.85	157.60	1274.28	4.01	1.20
354	784	DX390	SLU_ENV_NL	Max	-208.53	24.05	1459.53	4.01	9.08
354	784	DX403	SLU_ENV_NL	Max	177.71	230.09	219.92	34.09	9.08
354	784	DX402	SLU_ENV_NL	Min	199.27	163.39	-638.08	-4.62	-6.12
354	784	DX389	SLU_ENV_NL	Min	-666.14	-333.27	847.62	-67.18	-6.12
354	784	DX390	SLU_ENV_NL	Min	-1818.81	-1053.26	885.47	-67.18	-9.370E-02
354	784	DX403	SLU_ENV_NL	Min	139.79	-441.29	-452.83	-4.62	-9.370E-02
355	188	SX222	SLU_ENV_NL	Max	2979.45	2214.63	276.88	-45.94	14.78



Autorità Portuale di Taranto
Interventi per il dragaggio di 2,3 M m³ di sedimenti in area Molo Polisettoriale e per la realizzazione di un primo lotto della cassa di colmata funzionale all'ampliamento del V Sporgente del Porto di Taranto

Allegati alla relazione di calcolo strutturale allineamento "BC"

Data 05/2016
Rev. B
c.d.c.: C296A
514B



355	188	SX209	SLU_ENV_NL	Max	177.65	1966.49	1446.51	-238.96	14.78
355	188	SX210	SLU_ENV_NL	Max	-10050.03	-1336.66	1650.28	-238.96	17.49
355	188	SX223	SLU_ENV_NL	Max	-8218.95	-1440.96	480.65	-45.94	17.49
355	188	SX222	SLU_ENV_NL	Min	396.01	-697.30	-3851.83	-221.92	-31.58
355	188	SX209	SLU_ENV_NL	Min	-2248.51	-2576.60	-2419.48	-339.72	-31.58
355	188	SX210	SLU_ENV_NL	Min	-13799.50	-6330.70	-1935.10	-339.72	15.21
355	188	SX223	SLU_ENV_NL	Min	-8412.59	-3582.45	-3367.45	-221.92	15.21
356	189	SX223	SLU_ENV_NL	Max	-9342.86	-2419.30	186.35	-214.77	-58.48
356	189	SX210	SLU_ENV_NL	Max	2350.27	-686.49	1960.96	-910.89	-58.48
356	189	SX211	SLU_ENV_NL	Max	-33688.69	-8764.98	2005.47	-910.89	68.23
356	189	SX224	SLU_ENV_NL	Max	-33062.60	-11272.77	230.86	-214.77	68.23
356	189	SX223	SLU_ENV_NL	Min	-11525.00	-3848.62	-1328.92	-5344.73	-67.89
356	189	SX210	SLU_ENV_NL	Min	-7839.73	-1499.24	-4034.16	-6311.04	-67.89
356	189	SX211	SLU_ENV_NL	Min	-257609.32	-78871.84	-5178.61	-6311.04	39.58
356	189	SX224	SLU_ENV_NL	Min	-264828.75	-77847.99	-2473.36	-5344.73	39.58
357	190	SX224	SLU_ENV_NL	Max	51336.47	18590.00	1052.74	11277.55	10620.28
357	190	SX211	SLU_ENV_NL	Max	52540.89	12584.80	2296.97	13971.18	10620.28
357	190	SX212	SLU_ENV_NL	Max	199899.43	60119.76	2080.43	13971.18	10197.76
357	190	SX225	SLU_ENV_NL	Max	173781.39	48877.63	5798.81	11277.55	10197.76
357	190	SX224	SLU_ENV_NL	Min	-216366.47	-67911.00	-2465.77	-10811.67	-10132.64
357	190	SX211	SLU_ENV_NL	Min	-225124.99	-64548.80	-6184.15	-12389.16	-10132.64
357	190	SX212	SLU_ENV_NL	Min	-107501.62	-29995.71	-1992.22	-12389.16	-10668.93
357	190	SX225	SLU_ENV_NL	Min	-75422.49	-16452.91	-3236.45	-10811.67	-10668.93
358	785	DX378	SLU_ENV_NL	Max	-240.14	566.33	-838.53	2.73	30.29
358	785	DX365	SLU_ENV_NL	Max	1250.19	1389.59	3500.73	268.67	30.29
358	785	DX366	SLU_ENV_NL	Max	5206.62	1661.13	3061.50	268.67	0.37
358	785	DX379	SLU_ENV_NL	Max	-276.60	58.76	-904.28	2.73	0.37
358	785	DX378	SLU_ENV_NL	Min	-1605.13	-98.95	-1162.46	-178.10	-0.37
358	785	DX365	SLU_ENV_NL	Min	244.37	-121.68	-256.18	-2.19	-0.37
358	785	DX366	SLU_ENV_NL	Min	345.46	-207.18	-321.93	-2.19	-36.75
358	785	DX379	SLU_ENV_NL	Min	-309.88	-231.29	-1601.70	-178.10	-36.75
359	191	SX227	SLU_ENV_NL	Max	81437.86	25454.89	-56.05	-1641.85	2269.06
359	191	SX214	SLU_ENV_NL	Max	76576.20	19983.23	-273.93	1964.63	2269.06
359	191	SX215	SLU_ENV_NL	Max	32610.47	11262.77	427.67	1964.63	-1546.90
359	191	SX228	SLU_ENV_NL	Max	29634.14	7533.67	354.23	-1641.85	-1546.90
359	191	SX227	SLU_ENV_NL	Min	-5419.74	-2956.66	-830.02	-3291.66	1524.01
359	191	SX214	SLU_ENV_NL	Min	-8463.94	184.74	-765.78	1937.26	1524.01
359	191	SX215	SLU_ENV_NL	Min	-91438.38	-29211.23	-355.50	1937.26	-2240.89
359	191	SX228	SLU_ENV_NL	Min	-92523.32	-26227.66	-128.42	-3291.66	-2240.89
360	192	SX228	SLU_ENV_NL	Max	29633.60	7533.50	128.45	3390.81	-1546.89
360	192	SX215	SLU_ENV_NL	Max	32610.04	11262.64	311.86	-1937.26	-1546.89
360	192	SX216	SLU_ENV_NL	Max	74857.59	19476.07	791.22	-1937.26	2364.43
360	192	SX229	SLU_ENV_NL	Max	79994.91	25040.92	829.99	3390.81	2364.43
360	192	SX228	SLU_ENV_NL	Min	-91074.59	-25778.14	-386.68	1641.86	-2335.88
360	192	SX215	SLU_ENV_NL	Min	-89957.32	-28781.80	-427.63	-2087.41	-2335.88
360	192	SX216	SLU_ENV_NL	Min	-8462.88	185.04	273.90	-2087.41	1524.00
360	192	SX229	SLU_ENV_NL	Min	-5418.76	-2956.36	92.68	1641.86	1524.00
361	786	DX379	SLU_ENV_NL	Max	343.89	-35.48	406.12	74.84	155.47
361	786	DX366	SLU_ENV_NL	Max	1250.17	498.75	1088.50	2315.73	155.47
361	786	DX367	SLU_ENV_NL	Max	76795.54	22998.80	-579.72	2315.73	0.76
361	786	DX380	SLU_ENV_NL	Max	55142.74	16506.09	66.57	74.84	0.76
361	786	DX379	SLU_ENV_NL	Min	-8854.30	-2539.11	-51.64	-1.61	2.03
361	786	DX366	SLU_ENV_NL	Min	-696.06	-519.32	-1185.20	6.88	2.03
361	786	DX367	SLU_ENV_NL	Min	-682.80	-290.53	-1066.98	6.88	-180.88
361	786	DX380	SLU_ENV_NL	Min	638.29	270.35	-1262.10	-1.61	-180.88
362	193	SX231	SLU_ENV_NL	Max	173781.98	48877.89	3236.40	10811.68	10096.48
362	193	SX218	SLU_ENV_NL	Max	199900.02	60120.00	1992.25	12246.85	10096.48
362	193	SX219	SLU_ENV_NL	Max	47035.74	10893.76	6084.44	12246.85	10620.30
362	193	SX232	SLU_ENV_NL	Max	45798.65	16974.71	2401.15	10811.68	10620.30
362	193	SX231	SLU_ENV_NL	Min	-74827.87	-16281.01	-5745.33	-11183.86	-10668.95
362	193	SX218	SLU_ENV_NL	Min	-106596.00	-29794.22	-2062.04	-13971.20	-10668.95
362	193	SX219	SLU_ENV_NL	Min	-225125.68	-64549.03	-2296.91	-13971.20	-10031.21
362	193	SX232	SLU_ENV_NL	Min	-216367.09	-67911.20	-1052.76	-11183.86	-10031.21
363	194	SX410	SLU_ENV_NL	Max	55738.78	16271.81	247.77	232.00	133.04
363	194	SX397	SLU_ENV_NL	Max	56969.83	16739.71	-57.27	239.03	133.04
363	194	SX398	SLU_ENV_NL	Max	25853.80	7758.31	-159.78	239.03	532.05
363	194	SX411	SLU_ENV_NL	Max	25560.87	7677.56	177.34	232.00	532.05
363	194	SX410	SLU_ENV_NL	Min	-1197.40	-736.04	186.48	-71.19	-532.94
363	194	SX397	SLU_ENV_NL	Min	-1451.07	-778.28	-150.63	-1009.24	-532.94
363	194	SX398	SLU_ENV_NL	Min	-69210.36	-20727.92	-179.59	-1009.24	-133.14
363	194	SX411	SLU_ENV_NL	Min	-68450.04	-20593.87	125.46	-71.19	-133.14
364	195	SX411	SLU_ENV_NL	Max	25560.58	7677.47	-144.10	71.20	531.22
364	195	SX398	SLU_ENV_NL	Max	25853.51	7758.22	175.23	1004.78	531.22
364	195	SX399	SLU_ENV_NL	Max	56766.34	16662.69	150.64	1004.78	133.04
364	195	SX412	SLU_ENV_NL	Max	55556.86	16202.23	-186.48	71.20	133.04
364	195	SX411	SLU_ENV_NL	Min	-67509.89	-20311.72	-177.34	-234.50	-133.14
364	195	SX398	SLU_ENV_NL	Min	-68289.48	-20451.77	159.78	-239.03	-133.14
364	195	SX399	SLU_ENV_NL	Min	-1451.01	-778.27	65.06	-239.03	-532.08
364	195	SX412	SLU_ENV_NL	Min	-1197.31	-736.02	-254.26	-234.50	-532.08
365	196	SX209	SLU_ENV_NL	Max	-609.59	509.79	1515.18	-120.02	4.03
365	196	SX196	SLU_ENV_NL	Max	585.37	1451.01	1556.18	-230.52	4.03



Autorità Portuale di Taranto
Interventi per il dragaggio di 2,3 M m³ di sedimenti in area Molo Polisettoriale e per la realizzazione di un primo lotto della cassa di colmata funzionale all'ampliamento del V Sporgente del Porto di Taranto

Allegati alla relazione di calcolo strutturale allineamento "BC"

Data 05/2016
Rev. B
c.d.c.: C296A
514B

365	196	SX197	SLU_ENV_NL	Max	-9960.02	-2088.92	1578.73	-230.52	8.79
365	196	SX210	SLU_ENV_NL	Max	-11381.43	-1776.69	1537.72	-120.02	8.79
365	196	SX209	SLU_ENV_NL	Min	-1292.06	-1596.95	-2055.97	-200.65	-26.95
365	196	SX196	SLU_ENV_NL	Min	150.84	-1557.40	-7108.35	-337.14	-26.95
365	196	SX197	SLU_ENV_NL	Min	-11208.32	-3555.22	-7420.67	-337.14	7.63
365	196	SX210	SLU_ENV_NL	Min	-12463.83	-4835.35	-2368.30	-200.65	7.63
366	197	SX210	SLU_ENV_NL	Max	7971.75	4417.86	1539.02	-384.04	-41.45
366	197	SX197	SLU_ENV_NL	Max	-13451.33	-2769.21	1544.72	-950.06	-41.45
366	197	SX198	SLU_ENV_NL	Max	-44814.98	-12152.37	2362.54	-950.06	448.00
366	197	SX211	SLU_ENV_NL	Max	-35418.69	-12045.79	2356.84	-384.04	448.00
366	197	SX210	SLU_ENV_NL	Min	-8035.26	-3824.11	-7017.80	-3495.38	-348.79
366	197	SX197	SLU_ENV_NL	Min	-22996.18	-7529.95	-2797.07	-9151.64	-348.79
366	197	SX198	SLU_ENV_NL	Min	-311086.60	-94672.32	1118.86	-9151.64	38.29
366	197	SX211	SLU_ENV_NL	Min	-260851.30	-76857.30	-3101.87	-3495.38	38.29
367	198	SX211	SLU_ENV_NL	Max	62061.26	22084.02	3516.40	13971.12	12365.96
367	198	SX198	SLU_ENV_NL	Max	72354.91	18292.57	2474.52	16220.21	12365.96
367	198	SX199	SLU_ENV_NL	Max	240165.71	74971.18	5929.10	16220.21	12693.57
367	198	SX212	SLU_ENV_NL	Max	206908.91	60993.66	649.34	13971.12	12693.57
367	198	SX211	SLU_ENV_NL	Min	-234629.66	-73740.04	-4232.85	-12642.03	-12635.40
367	198	SX198	SLU_ENV_NL	Min	-241487.37	-69223.13	1046.91	-15514.43	-12635.40
367	198	SX199	SLU_ENV_NL	Min	-147035.31	-52194.98	-4415.83	-15514.43	-12427.57
367	198	SX212	SLU_ENV_NL	Min	-116730.43	-38523.04	-3373.94	-12642.03	-12427.57
368	787	DX365	SLU_ENV_NL	Max	396.81	401.16	3376.26	-4.08	46.38
368	787	DX352	SLU_ENV_NL	Max	671.86	-278.47	397.86	426.17	46.38
368	787	DX353	SLU_ENV_NL	Max	8058.06	2270.72	243.86	426.17	0.68
368	787	DX366	SLU_ENV_NL	Max	5677.72	1607.86	3222.25	-4.08	0.68
368	787	DX365	SLU_ENV_NL	Min	162.91	-611.05	-336.70	-205.10	2.93
368	787	DX352	SLU_ENV_NL	Min	-672.70	-538.12	-990.06	10.85	2.93
368	787	DX353	SLU_ENV_NL	Min	-468.20	-89.04	-890.82	10.85	-48.34
368	787	DX366	SLU_ENV_NL	Min	587.55	585.10	-237.47	-205.10	-48.34
369	199	SX214	SLU_ENV_NL	Max	77243.46	26251.88	-460.21	-3149.96	3377.52
369	199	SX201	SLU_ENV_NL	Max	73781.45	21835.61	775.42	4145.17	3377.52
369	199	SX202	SLU_ENV_NL	Max	39394.15	12883.23	606.55	4145.17	-2147.50
369	199	SX215	SLU_ENV_NL	Max	33419.00	8961.11	104.00	-3149.96	-2147.50
369	199	SX214	SLU_ENV_NL	Min	-11508.18	-4965.99	-512.38	-3750.22	2168.69
369	199	SX201	SLU_ENV_NL	Min	-17459.32	-3100.73	-198.56	1880.51	2168.69
369	199	SX202	SLU_ENV_NL	Min	-87022.04	-27372.53	365.65	1880.51	-3396.80
369	199	SX215	SLU_ENV_NL	Min	-89090.05	-25427.89	-681.25	-3750.22	-3396.80
370	200	SX215	SLU_ENV_NL	Max	33418.60	8960.99	598.01	3750.28	-2266.29
370	200	SX202	SLU_ENV_NL	Max	39393.92	12883.16	-365.65	-2033.11	-2266.29
370	200	SX203	SLU_ENV_NL	Max	71537.48	21172.01	198.50	-2033.11	3377.53
370	200	SX216	SLU_ENV_NL	Max	75458.72	25734.07	583.07	3750.28	3377.53
370	200	SX215	SLU_ENV_NL	Min	-87528.81	-24941.01	-103.97	3275.09	-3396.81
370	200	SX202	SLU_ENV_NL	Min	-85529.01	-26943.12	-700.76	-4145.23	-3396.81
370	200	SX203	SLU_ENV_NL	Min	-17458.30	-3100.40	-715.70	-4145.23	2288.15
370	200	SX216	SLU_ENV_NL	Min	-11507.13	-4965.63	460.19	3275.09	2288.15
371	788	DX366	SLU_ENV_NL	Max	-507.63	256.31	2184.29	16.80	196.77
371	788	DX353	SLU_ENV_NL	Max	25605.63	7567.65	1341.93	3004.98	196.77
371	788	DX354	SLU_ENV_NL	Max	120938.21	36305.74	-170.65	3004.98	-5.17
371	788	DX367	SLU_ENV_NL	Max	79515.33	23852.31	-1203.03	16.80	-5.17
371	788	DX366	SLU_ENV_NL	Min	-1540.26	-590.19	-1072.26	-26.76	5.31
371	788	DX353	SLU_ENV_NL	Min	112.86	85.51	-39.88	43.09	5.31
371	788	DX354	SLU_ENV_NL	Min	1093.66	170.62	-2259.43	43.09	-251.74
371	788	DX367	SLU_ENV_NL	Min	-535.23	53.86	-1417.07	-26.76	-251.74
372	201	SX218	SLU_ENV_NL	Max	206909.46	60993.73	3374.01	12642.06	12559.62
372	201	SX205	SLU_ENV_NL	Max	240166.38	74971.30	4415.81	15332.53	12559.62
372	201	SX206	SLU_ENV_NL	Max	66960.29	16636.07	-1174.56	15332.53	12365.99
372	201	SX219	SLU_ENV_NL	Max	56506.56	20445.84	4085.29	12642.06	12365.99
372	201	SX218	SLU_ENV_NL	Min	-115718.91	-38186.59	-580.31	-13841.54	-12427.60
372	201	SX205	SLU_ENV_NL	Min	-145497.36	-51737.24	-5840.16	-16220.25	-12427.60
372	201	SX206	SLU_ENV_NL	Min	-241488.04	-69223.30	-2474.58	-16220.25	-12501.78
372	201	SX219	SLU_ENV_NL	Min	-234630.36	-73740.24	-3516.38	-13841.54	-12501.78
373	789	DX352	SLU_ENV_NL	Max	535.62	80.47	345.75	265.71	8.26
373	789	DX339	SLU_ENV_NL	Max	944.06	575.55	-156.41	61.21	8.26
373	789	DX340	SLU_ENV_NL	Max	8444.49	3228.29	-292.94	61.21	17.77
373	789	DX353	SLU_ENV_NL	Max	8241.08	2314.28	343.56	265.71	17.77
373	789	DX352	SLU_ENV_NL	Min	-624.41	-425.71	-878.45	-38.71	-22.88
373	789	DX339	SLU_ENV_NL	Min	63.50	-325.27	-1798.11	-5.15	-22.88
373	789	DX340	SLU_ENV_NL	Min	1129.37	-150.26	-1800.31	-5.15	-6.73
373	789	DX353	SLU_ENV_NL	Min	-376.92	17.25	-1014.97	-38.71	-6.73
374	202	SX414	SLU_ENV_NL	Max	33190.39	8875.59	553.96	579.75	32.79
374	202	SX401	SLU_ENV_NL	Max	33480.69	8973.27	524.50	-388.19	32.79
374	202	SX402	SLU_ENV_NL	Max	27270.15	8269.15	40.02	-388.19	469.21
374	202	SX415	SLU_ENV_NL	Max	27318.30	8187.44	327.07	579.75	469.21
374	202	SX414	SLU_ENV_NL	Min	15962.53	5604.19	-205.95	-465.17	-471.04
374	202	SX401	SLU_ENV_NL	Min	17683.06	6209.33	-410.73	-514.81	-471.04
374	202	SX402	SLU_ENV_NL	Min	-104042.27	-31172.19	-637.62	-514.81	-33.34
374	202	SX415	SLU_ENV_NL	Min	-104500.91	-31281.90	-690.43	-465.17	-33.34
375	203	SX196	SLU_ENV_NL	Max	1438.46	2852.93	1461.55	-211.56	11.97
375	203	SX183	SLU_ENV_NL	Max	662.66	1340.98	2192.22	-204.94	11.97
375	203	SX184	SLU_ENV_NL	Max	-9481.14	-2660.71	2356.33	-204.94	9.27



375	203	SX197	SLU_ENV_NL	Max	-9486.58	-2095.37	1625.66	-211.56	9.27
375	203	SX196	SLU_ENV_NL	Min	-16.09	-1106.77	-7244.91	-221.90	-14.60
375	203	SX183	SLU_ENV_NL	Min	-322.25	-441.42	885.26	-296.37	-14.60
375	203	SX184	SLU_ENV_NL	Min	-13186.32	-5173.44	815.50	-296.37	-1.09
375	203	SX197	SLU_ENV_NL	Min	-12223.49	-4919.91	-7314.67	-221.90	-1.09
376	204	SX197	SLU_ENV_NL	Max	-13738.17	-5369.52	1828.27	-605.27	310.80
376	204	SX184	SLU_ENV_NL	Max	-13388.31	-2726.10	2174.22	-877.34	310.80
376	204	SX185	SLU_ENV_NL	Max	-46204.68	-12630.44	2238.91	-877.34	10.55
376	204	SX198	SLU_ENV_NL	Max	-46208.81	-15154.26	1892.96	-605.27	10.55
376	204	SX197	SLU_ENV_NL	Min	-21722.24	-5819.23	-1216.50	-8590.31	-27.77
376	204	SX184	SLU_ENV_NL	Min	-21719.21	-8791.70	-5301.81	-4211.95	-27.77
376	204	SX185	SLU_ENV_NL	Min	-296210.58	-90253.14	-6125.52	-4211.95	-305.98
376	204	SX198	SLU_ENV_NL	Min	-310979.88	-91780.86	-2040.21	-8590.31	-305.98
377	205	SX198	SLU_ENV_NL	Max	83967.50	29066.03	2265.28	17372.76	13956.84
377	205	SX185	SLU_ENV_NL	Max	90485.11	23392.88	3645.23	18306.19	13956.84
377	205	SX186	SLU_ENV_NL	Max	283993.93	84131.39	2618.43	18306.19	15830.32
377	205	SX199	SLU_ENV_NL	Max	246949.44	71603.90	9654.04	17372.76	15830.32
377	205	SX198	SLU_ENV_NL	Min	-252240.38	-79086.78	-1514.03	-14250.22	-15756.78
377	205	SX185	SLU_ENV_NL	Min	-263282.35	-75630.69	-8549.64	-19397.90	-15756.78
377	205	SX186	SLU_ENV_NL	Min	-197491.41	-52386.46	-3362.63	-19397.90	-14010.09
377	205	SX199	SLU_ENV_NL	Min	-150553.03	-35985.54	-4742.58	-14250.22	-14010.09
378	790	DX353	SLU_ENV_NL	Max	25066.18	7381.49	-158.55	2555.70	26.13
378	790	DX340	SLU_ENV_NL	Max	2333.27	1375.24	58.57	583.82	26.13
378	790	DX341	SLU_ENV_NL	Max	89357.22	27126.55	2958.87	583.82	167.70
378	790	DX354	SLU_ENV_NL	Max	121302.98	35909.61	1340.55	2555.70	167.70
378	790	DX353	SLU_ENV_NL	Min	-58.94	108.16	-1559.76	-122.14	-128.27
378	790	DX340	SLU_ENV_NL	Min	-1864.18	-1043.84	-1163.88	190.65	-128.27
378	790	DX341	SLU_ENV_NL	Min	630.05	-93.75	-1047.09	190.65	-20.82
378	790	DX354	SLU_ENV_NL	Min	1445.65	748.64	-41.76	-122.14	-20.82
379	206	SX201	SLU_ENV_NL	Max	72675.39	21882.82	946.36	-2831.69	6413.21
379	206	SX188	SLU_ENV_NL	Max	70439.25	18916.47	237.86	7764.74	6413.21
379	206	SX189	SLU_ENV_NL	Max	51583.86	15940.34	487.92	7764.74	-1906.24
379	206	SX202	SLU_ENV_NL	Max	42106.77	12301.72	340.46	-2831.69	-1906.24
379	206	SX201	SLU_ENV_NL	Min	-21445.15	-6763.26	-585.90	-7192.53	1919.17
379	206	SX188	SLU_ENV_NL	Min	-32322.13	-8278.18	-183.92	1626.78	1919.17
379	206	SX189	SLU_ENV_NL	Min	-82240.76	-25782.52	-368.04	1626.78	-6420.28
379	206	SX202	SLU_ENV_NL	Min	-85150.83	-24869.24	85.95	-7192.53	-6420.28
380	207	SX202	SLU_ENV_NL	Max	42106.63	12301.69	-85.95	7192.67	-2064.86
380	207	SX189	SLU_ENV_NL	Max	51583.97	15940.36	284.23	-1828.28	-2064.86
380	207	SX190	SLU_ENV_NL	Max	67637.23	18088.16	183.84	-1828.28	6413.25
380	207	SX203	SLU_ENV_NL	Max	70344.15	21201.56	585.86	7192.67	6413.25
380	207	SX202	SLU_ENV_NL	Min	-83553.51	-24365.45	-412.10	3000.67	-6420.32
380	207	SX189	SLU_ENV_NL	Min	-80587.11	-25311.02	-487.97	-7764.88	-6420.32
380	207	SX190	SLU_ENV_NL	Min	-32321.35	-8277.92	-202.64	-7764.88	2078.38
380	207	SX203	SLU_ENV_NL	Min	-21444.21	-6762.93	-898.98	3000.67	2078.38
381	791	DX339	SLU_ENV_NL	Max	1081.75	811.07	-229.35	188.55	23.13
381	791	DX326	SLU_ENV_NL	Max	-760.68	645.24	1988.77	170.41	23.13
381	791	DX327	SLU_ENV_NL	Max	3917.52	1396.83	2338.92	170.41	13.14
381	791	DX340	SLU_ENV_NL	Max	7759.35	1601.91	-217.37	188.55	13.14
381	791	DX339	SLU_ENV_NL	Min	229.28	377.10	-1946.31	-99.92	-13.31
381	791	DX326	SLU_ENV_NL	Min	-1125.44	-429.46	-123.72	12.29	-13.31
381	791	DX327	SLU_ENV_NL	Min	1862.12	338.39	-111.74	12.29	-17.43
381	791	DX340	SLU_ENV_NL	Min	1719.93	1234.53	-1596.16	-99.92	-17.43
382	208	SX205	SLU_ENV_NL	Max	246950.17	71604.15	4742.56	14250.27	15664.59
382	208	SX192	SLU_ENV_NL	Max	283994.79	84131.69	3362.67	19176.58	15664.59
382	208	SX193	SLU_ENV_NL	Max	84947.96	21715.52	8446.83	19176.58	13956.89
382	208	SX206	SLU_ENV_NL	Max	78496.33	27436.96	1440.25	14250.27	13956.89
382	208	SX205	SLU_ENV_NL	Min	-148927.05	-35516.95	-9609.29	-17208.42	-14010.14
382	208	SX192	SLU_ENV_NL	Min	-195426.48	-51822.24	-2602.71	-18306.25	-14010.14
382	208	SX193	SLU_ENV_NL	Min	-263283.07	-75630.93	-3645.22	-18306.25	-15591.21
382	208	SX206	SLU_ENV_NL	Min	-252241.10	-79087.02	-2265.33	-17208.42	-15591.21
384	209	SX26	SLU_ENV_NL	Max	1443.26	196.37	796.84	1532.96	-7.88
384	209	SX39	SLU_ENV_NL	Max	572.07	909.37	2047.54	717.07	-7.88
384	209	SX38	SLU_ENV_NL	Max	-30265.10	-9065.18	1377.68	717.07	88.37
384	209	SX25	SLU_ENV_NL	Max	-27212.02	-7825.10	1106.04	1532.96	88.37
384	209	SX26	SLU_ENV_NL	Min	-3926.50	-217.75	-913.88	755.96	-75.02
384	209	SX39	SLU_ENV_NL	Min	-1604.95	-1045.27	-2104.46	444.24	-75.02
384	209	SX38	SLU_ENV_NL	Min	-36089.64	-10652.98	-1795.25	444.24	-2.04
384	209	SX25	SLU_ENV_NL	Min	-44197.68	-12862.78	-1583.74	755.96	-2.04
385	210	SX183	SLU_ENV_NL	Max	1493.04	2765.19	2331.87	-313.40	39.66
385	210	SX170	SLU_ENV_NL	Max	720.48	1365.44	902.23	-49.01	39.66
385	210	SX171	SLU_ENV_NL	Max	-10999.97	-1845.58	719.67	-49.01	-2.45
385	210	SX184	SLU_ENV_NL	Max	-7644.69	509.39	2149.32	-313.40	-2.45
385	210	SX183	SLU_ENV_NL	Min	-1626.68	-2657.25	722.68	-394.62	9.99
385	210	SX170	SLU_ENV_NL	Min	-2283.63	-2881.40	-1643.28	-95.84	9.99
385	210	SX171	SLU_ENV_NL	Min	-11034.19	-5005.54	-1409.17	-95.84	-37.60
385	210	SX184	SLU_ENV_NL	Min	-14115.53	-6107.95	956.79	-394.62	-37.60
386	211	SX184	SLU_ENV_NL	Max	-14740.05	-6156.34	2265.48	-1092.70	655.08
386	211	SX171	SLU_ENV_NL	Max	26691.82	6421.88	2279.45	-152.51	655.08
386	211	SX172	SLU_ENV_NL	Max	-42335.52	-10895.58	323.39	-152.51	-68.62
386	211	SX185	SLU_ENV_NL	Max	-46829.10	-15634.22	2004.04	-1092.70	-68.62



Autorità Portuale di Taranto
Interventi per il dragaggio di 2,3 M³ di sedimenti in area Molo Polisettoriale e per la realizzazione di un primo lotto della cassa di colmata funzionale all'ampliamento del V Sporgente del Porto di Taranto

Allegati alla relazione di calcolo strutturale allineamento "BC"

Data 05/2016
Rev. B
c.d.c.: C296A
514B



386	211	SX184	SLU_ENV_NL	Min	-29498.43	-6309.52	-2457.25	-10387.93	38.61
386	211	SX171	SLU_ENV_NL	Min	-11709.95	-2044.36	584.82	-331.49	38.61
386	211	SX172	SLU_ENV_NL	Min	-181269.19	-56805.30	-5779.79	-331.49	-786.79
386	211	SX185	SLU_ENV_NL	Min	-285686.88	-83740.26	-10516.49	-10387.93	-786.79
387	212	SX185	SLU_ENV_NL	Max	105646.92	37054.07	2439.00	24424.79	17916.35
387	212	SX172	SLU_ENV_NL	Max	106637.16	26172.42	1720.58	23219.58	17916.35
387	212	SX173	SLU_ENV_NL	Max	333895.26	103412.01	11138.65	23219.58	22221.03
387	212	SX186	SLU_ENV_NL	Max	294078.06	86340.96	6459.29	24424.79	22221.03
387	212	SX185	SLU_ENV_NL	Min	-276191.96	-87258.54	-11491.11	-18573.10	-22086.14
387	212	SX172	SLU_ENV_NL	Min	-294656.21	-83776.31	-6811.76	-27153.35	-22086.14
387	212	SX173	SLU_ENV_NL	Min	-279580.34	-93880.96	-3299.01	-27153.35	-17984.82
387	212	SX186	SLU_ENV_NL	Min	-212119.45	-64268.37	-2580.59	-18573.10	-17984.82
388	792	DX340	SLU_ENV_NL	Max	3611.53	370.89	1174.47	2045.10	57.97
388	792	DX327	SLU_ENV_NL	Max	3366.52	799.06	404.32	691.92	57.97
388	792	DX328	SLU_ENV_NL	Max	74521.96	22866.33	514.79	691.92	106.24
388	792	DX341	SLU_ENV_NL	Max	87372.87	25777.25	2149.40	2045.10	106.24
388	792	DX340	SLU_ENV_NL	Min	-2068.54	88.64	-698.89	-308.09	-96.86
388	792	DX327	SLU_ENV_NL	Min	-1482.35	-236.45	-460.14	516.00	-96.86
388	792	DX328	SLU_ENV_NL	Min	11947.44	3145.24	-462.90	516.00	-65.72
388	792	DX341	SLU_ENV_NL	Min	1486.77	948.29	-1566.11	-308.09	-65.72
389	213	SX188	SLU_ENV_NL	Max	70770.26	24908.81	217.27	-4940.79	8117.15
389	213	SX175	SLU_ENV_NL	Max	66840.16	16676.90	343.66	9885.96	8117.15
389	213	SX176	SLU_ENV_NL	Max	66685.73	20183.79	54.96	9885.96	-3731.47
389	213	SX189	SLU_ENV_NL	Max	56106.48	16676.45	1026.02	-4940.79	-3731.47
389	213	SX188	SLU_ENV_NL	Min	-38466.37	-14419.66	-1507.09	-9042.30	3766.11
389	213	SX175	SLU_ENV_NL	Min	-56153.27	-16026.21	-2478.15	3797.55	3766.11
389	213	SX176	SLU_ENV_NL	Min	-77241.72	-24565.80	-218.18	3797.55	-8123.48
389	213	SX189	SLU_ENV_NL	Min	-79759.33	-22400.04	-344.57	-9042.30	-8123.48
390	214	SX189	SLU_ENV_NL	Max	56106.74	16676.54	189.51	9042.47	-3938.98
390	214	SX176	SLU_ENV_NL	Max	66685.77	20183.78	94.34	-4059.79	-3938.98
390	214	SX177	SLU_ENV_NL	Max	63105.07	15512.54	2478.32	-4059.79	8117.21
390	214	SX190	SLU_ENV_NL	Max	67838.40	24007.32	1507.19	9042.47	8117.21
390	214	SX189	SLU_ENV_NL	Min	-77968.29	-21830.23	-1026.23	5163.76	-8123.54
390	214	SX176	SLU_ENV_NL	Min	-75579.59	-24099.67	-55.10	-9886.15	-8123.54
390	214	SX177	SLU_ENV_NL	Min	-56153.55	-16026.35	-196.17	-9886.15	3974.83
390	214	SX190	SLU_ENV_NL	Min	-38465.76	-14419.55	-101.01	5163.76	3974.83
391	793	DX326	SLU_ENV_NL	Max	-860.42	212.92	2242.25	135.12	27.76
391	793	DX313	SLU_ENV_NL	Max	571.75	724.74	310.46	247.42	27.76
391	793	DX314	SLU_ENV_NL	Max	5707.75	2540.29	149.15	247.42	2.65
391	793	DX327	SLU_ENV_NL	Max	3578.10	1206.48	2080.94	135.12	2.65
391	793	DX326	SLU_ENV_NL	Min	-1519.27	-1154.37	23.42	-100.98	-12.43
391	793	DX313	SLU_ENV_NL	Min	436.97	-690.55	-25.27	34.64	-12.43
391	793	DX314	SLU_ENV_NL	Min	5381.26	895.61	-311.14	34.64	-24.52
391	793	DX327	SLU_ENV_NL	Min	2415.00	752.31	-262.45	-100.98	-24.52
392	215	SX192	SLU_ENV_NL	Max	294078.91	86341.14	2580.57	18573.19	22013.65
392	215	SX179	SLU_ENV_NL	Max	333896.11	103412.30	3298.94	26880.42	22013.65
392	215	SX180	SLU_ENV_NL	Max	100853.02	24439.90	6752.15	26880.42	17916.43
392	215	SX193	SLU_ENV_NL	Max	99994.15	35349.17	11394.06	18573.19	17916.43
392	215	SX192	SLU_ENV_NL	Min	-209904.96	-63563.58	-6441.36	-24215.35	-17984.90
392	215	SX179	SLU_ENV_NL	Min	-276851.44	-93031.78	-11083.28	-23219.69	-17984.90
392	215	SX180	SLU_ENV_NL	Min	-294657.18	-83776.54	-1720.57	-23219.69	-21879.15
392	215	SX193	SLU_ENV_NL	Min	-276192.72	-87258.78	-2438.94	-24215.35	-21879.15
393	216	SX25	SLU_ENV_NL	Max	-21725.00	-6182.93	931.67	3539.25	238.67
393	216	SX38	SLU_ENV_NL	Max	-30529.10	-9015.89	-910.92	6849.26	238.67
393	216	SX37	SLU_ENV_NL	Max	-120457.04	-35578.74	-166.07	6849.26	-14.10
393	216	SX24	SLU_ENV_NL	Max	-107938.70	-31522.84	2203.23	3539.25	-14.10
393	216	SX25	SLU_ENV_NL	Min	-29368.15	-8382.84	625.52	2235.59	-17.66
393	216	SX38	SLU_ENV_NL	Min	-33618.37	-10067.23	-1633.01	2211.92	-17.66
393	216	SX37	SLU_ENV_NL	Min	-238656.57	-71068.00	-361.45	2211.92	-258.08
393	216	SX24	SLU_ENV_NL	Min	-225457.24	-66847.96	1370.38	2235.59	-258.08
394	217	SX39	SLU_ENV_NL	Max	-1047.64	2531.04	2034.01	1847.10	-50.58
394	217	SX52	SLU_ENV_NL	Max	2169.72	2687.78	7963.15	339.94	-50.58
394	217	SX51	SLU_ENV_NL	Max	-22462.52	-6626.80	7585.10	339.94	180.35
394	217	SX38	SLU_ENV_NL	Max	-29390.53	-7868.52	1215.36	1847.10	180.35
394	217	SX39	SLU_ENV_NL	Min	-2294.00	-1502.52	-1835.78	1044.55	-157.03
394	217	SX52	SLU_ENV_NL	Min	991.81	356.98	31.82	-400.98	-157.03
394	217	SX51	SLU_ENV_NL	Min	-24535.74	-6878.11	-786.82	-400.98	55.17
394	217	SX38	SLU_ENV_NL	Min	-33930.45	-10597.37	-2213.83	1044.55	55.17
395	218	SX170	SLU_ENV_NL	Max	-328.57	-706.09	1008.65	-338.97	20.32
395	218	SX157	SLU_ENV_NL	Max	2990.46	1752.30	-1286.54	-98.09	20.32
395	218	SX158	SLU_ENV_NL	Max	-5204.98	-765.18	-1937.87	-98.09	-19.49
395	218	SX171	SLU_ENV_NL	Max	-12120.00	-3678.82	888.43	-338.97	-19.49
395	218	SX170	SLU_ENV_NL	Min	-2337.56	-761.93	-1536.35	-429.90	8.44
395	218	SX157	SLU_ENV_NL	Min	214.30	-987.26	-1818.39	-180.00	8.44
395	218	SX158	SLU_ENV_NL	Min	-11921.74	-4038.31	-1938.61	-180.00	-29.93
395	218	SX171	SLU_ENV_NL	Min	-13279.59	-4056.82	-2187.68	-429.90	-29.93
396	219	SX171	SLU_ENV_NL	Max	21680.89	6447.40	959.72	-1200.81	35.46
396	219	SX158	SLU_ENV_NL	Max	-4408.21	-512.09	-692.46	-547.84	35.46
396	219	SX159	SLU_ENV_NL	Max	-38234.03	-11378.28	2082.70	-547.84	31.56
396	219	SX172	SLU_ENV_NL	Max	-49840.60	-14475.71	-41.46	-1200.81	31.56
396	219	SX171	SLU_ENV_NL	Min	-16179.68	-4937.90	-3522.71	-6233.98	28.06



Autorità Portuale di Taranto
Interventi per il dragaggio di 2,3 M m³ di sedimenti in area Molo Polisettoriale e per la realizzazione di un primo lotto della cassa di colmata funzionale all'ampliamento del V Sporgente del Porto di Taranto

Allegati alla relazione di calcolo strutturale allineamento "BC"

Data 05/2016
Rev. B
c.d.c.: C296A
514B



396	219	SX158	SLU_ENV_NL	Min	-7726.92	-2768.81	-1987.94	-6258.85	28.06
396	219	SX159	SLU_ENV_NL	Min	-235384.03	-70205.32	-2989.13	-6258.85	-56.52
396	219	SX172	SLU_ENV_NL	Min	-205779.55	-62260.23	-747.56	-6233.98	-56.52
397	220	SX172	SLU_ENV_NL	Max	135570.18	38654.50	583.73	13756.83	6709.84
397	220	SX159	SLU_ENV_NL	Max	135900.27	42670.15	1416.41	5663.97	6709.84
397	220	SX160	SLU_ENV_NL	Max	386436.98	116367.25	1754.43	5663.97	8837.01
397	220	SX173	SLU_ENV_NL	Max	405786.00	130316.10	5797.76	13756.83	8837.01
397	220	SX172	SLU_ENV_NL	Min	-358207.59	-105114.76	-504.95	-10034.72	-8762.32
397	220	SX159	SLU_ENV_NL	Min	-360240.41	-109851.24	-3459.59	-6730.62	-8762.32
397	220	SX160	SLU_ENV_NL	Min	-328581.51	-96020.24	-726.52	-6730.62	-6775.80
397	220	SX173	SLU_ENV_NL	Min	-339681.73	-108503.88	-2647.88	-10034.72	-6775.80
398	794	DX327	SLU_ENV_NL	Max	2624.31	1255.45	224.20	1574.48	78.66
398	794	DX314	SLU_ENV_NL	Max	4181.55	1788.09	2008.74	908.75	78.66
398	794	DX315	SLU_ENV_NL	Max	74155.05	22779.71	1810.37	908.75	44.87
398	794	DX328	SLU_ENV_NL	Max	73086.89	21248.03	25.83	1574.48	44.87
398	794	DX327	SLU_ENV_NL	Min	-610.68	-496.15	215.39	-301.83	-55.05
398	794	DX314	SLU_ENV_NL	Min	2901.20	451.58	-798.64	741.23	-55.05
398	794	DX315	SLU_ENV_NL	Min	19180.95	5153.93	-1234.43	741.23	-77.90
398	794	DX328	SLU_ENV_NL	Min	13273.18	4633.96	-220.40	-301.83	-77.90
399	221	SX175	SLU_ENV_NL	Max	78056.44	26593.70	-209.88	2692.73	8945.28
399	221	SX162	SLU_ENV_NL	Max	61653.39	15709.00	-1323.07	9675.59	8945.28
399	221	SX163	SLU_ENV_NL	Max	81595.64	27795.73	176.33	9675.59	1666.45
399	221	SX176	SLU_ENV_NL	Max	81318.81	20638.32	680.94	2692.73	1666.45
399	221	SX175	SLU_ENV_NL	Min	-72286.18	-27670.32	-1806.08	-11106.17	-1734.21
399	221	SX162	SLU_ENV_NL	Min	-70184.10	-17876.68	-1924.53	-1270.69	-1734.21
399	221	SX163	SLU_ENV_NL	Min	-80969.26	-26751.24	-432.24	-1270.69	-8885.69
399	221	SX176	SLU_ENV_NL	Min	-86538.70	-22728.36	294.78	-11106.17	-8885.69
400	222	SX176	SLU_ENV_NL	Max	81318.93	20638.36	-288.83	10916.80	1666.45
400	222	SX163	SLU_ENV_NL	Max	81595.60	27795.72	432.22	1270.70	1666.45
400	222	SX164	SLU_ENV_NL	Max	57415.82	14456.66	1893.77	1270.70	8807.80
400	222	SX177	SLU_ENV_NL	Max	73523.90	25121.32	1731.10	10916.80	8807.80
400	222	SX176	SLU_ENV_NL	Min	-84510.38	-22149.41	-680.99	-2692.77	-8749.37
400	222	SX163	SLU_ENV_NL	Min	-78903.75	-26102.05	-126.16	-9546.10	-8749.37
400	222	SX164	SLU_ENV_NL	Min	-70184.64	-17876.86	1323.13	-9546.10	-1734.21
400	222	SX177	SLU_ENV_NL	Min	-72286.57	-27670.44	209.93	-2692.77	-1734.21
401	795	DX313	SLU_ENV_NL	Max	658.35	1148.66	189.67	83.43	31.11
401	795	DX300	SLU_ENV_NL	Max	-35.64	708.49	1942.30	291.07	31.11
401	795	DX301	SLU_ENV_NL	Max	6708.05	1545.87	2046.15	291.07	-1.35
401	795	DX314	SLU_ENV_NL	Max	6661.96	2975.00	293.52	83.43	-1.35
401	795	DX313	SLU_ENV_NL	Min	249.91	-532.00	-164.40	-58.50	-4.87
401	795	DX300	SLU_ENV_NL	Min	-860.41	-917.66	-316.48	60.01	-4.87
401	795	DX301	SLU_ENV_NL	Min	3884.98	1381.98	-294.77	60.01	-21.35
401	795	DX314	SLU_ENV_NL	Min	4700.50	455.03	-142.69	-58.50	-21.35
402	223	SX179	SLU_ENV_NL	Max	405787.04	130316.47	2580.21	9960.07	8837.08
402	223	SX166	SLU_ENV_NL	Max	386438.13	116367.64	730.99	6730.68	8837.08
402	223	SX167	SLU_ENV_NL	Max	128785.63	40487.82	3459.56	6730.68	6687.78
402	223	SX180	SLU_ENV_NL	Max	128579.59	36615.73	491.37	9960.07	6687.78
402	223	SX179	SLU_ENV_NL	Min	-336300.75	-107336.16	-5797.75	-13756.92	-6752.43
402	223	SX166	SLU_ENV_NL	Min	-325338.56	-95037.20	-1754.34	-5685.73	-6752.43
402	223	SX167	SLU_ENV_NL	Min	-360241.34	-109851.57	-1357.85	-5685.73	-8762.38
402	223	SX180	SLU_ENV_NL	Min	-358208.79	-105115.15	-583.85	-13756.92	-8762.38
403	224	SX38	SLU_ENV_NL	Max	-22606.49	-7111.06	-593.50	3049.54	599.47
403	224	SX51	SLU_ENV_NL	Max	-16775.65	-5009.86	5989.73	10141.23	599.47
403	224	SX50	SLU_ENV_NL	Max	-103868.36	-31904.22	4737.50	10141.23	158.14
403	224	SX37	SLU_ENV_NL	Max	-119328.99	-36133.57	-478.68	3049.54	158.14
403	224	SX38	SLU_ENV_NL	Min	-34747.05	-9514.50	-1222.38	2059.00	-133.04
403	224	SX51	SLU_ENV_NL	Min	-26629.27	-7467.15	1551.60	1109.31	-133.04
403	224	SX50	SLU_ENV_NL	Min	-266929.69	-80523.31	2295.30	1109.31	-613.48
403	224	SX37	SLU_ENV_NL	Min	-247163.17	-74919.41	-1845.74	2059.00	-613.48
404	225	SX52	SLU_ENV_NL	Max	-455.00	1485.69	8106.25	1471.50	-106.14
404	225	SX65	SLU_ENV_NL	Max	4411.04	1686.50	8841.06	-354.30	-106.14
404	225	SX64	SLU_ENV_NL	Max	-9297.60	-2470.68	8089.63	-354.30	145.93
404	225	SX51	SLU_ENV_NL	Max	-19811.60	-5054.30	7354.83	1471.50	145.93
404	225	SX52	SLU_ENV_NL	Min	-1055.79	-171.01	-13.89	1204.08	-146.50
404	225	SX65	SLU_ENV_NL	Min	3534.37	814.91	217.21	-477.03	-146.50
404	225	SX64	SLU_ENV_NL	Min	-13914.28	-4526.04	-577.07	-477.03	127.73
404	225	SX51	SLU_ENV_NL	Min	-22301.63	-6011.47	-808.17	1204.08	127.73
405	226	SX157	SLU_ENV_NL	Max	2475.28	532.20	-1838.59	-194.40	4.06
405	226	SX144	SLU_ENV_NL	Max	1040.81	1509.00	-276.69	-203.22	4.06
405	226	SX145	SLU_ENV_NL	Max	-9827.50	-2004.05	184.92	-203.22	5.47
405	226	SX158	SLU_ENV_NL	Max	-5480.32	-2180.17	-1376.98	-194.40	5.47
405	226	SX157	SLU_ENV_NL	Min	260.78	-307.51	-1871.70	-280.35	-8.46
405	226	SX144	SLU_ENV_NL	Min	-1427.48	-597.64	-1672.90	-292.48	-8.46
405	226	SX145	SLU_ENV_NL	Min	-10527.05	-3432.84	-1725.79	-292.48	-6.53
405	226	SX158	SLU_ENV_NL	Min	-11733.85	-3936.86	-1924.59	-280.35	-6.53
406	227	SX158	SLU_ENV_NL	Max	-2379.24	-1199.83	-51.25	-798.78	-6.50
406	227	SX145	SLU_ENV_NL	Max	-4442.65	-1862.31	-1016.14	-836.36	-6.50
406	227	SX146	SLU_ENV_NL	Max	-40211.58	-11195.75	-506.40	-836.36	239.09
406	227	SX159	SLU_ENV_NL	Max	-38029.27	-12115.19	550.08	-798.78	239.09
406	227	SX158	SLU_ENV_NL	Min	-8183.60	-2871.64	-2648.26	-4889.75	-223.73
406	227	SX145	SLU_ENV_NL	Min	-10054.09	-1867.40	-1107.74	-8175.18	-223.73



Autorità Portuale di Taranto
Interventi per il dragaggio di 2,3 M³ di sedimenti in area Molo Polisettoriale e per la realizzazione di un primo lotto della cassa di colmata funzionale all'ampliamento del V Sporgente del Porto di Taranto

Allegati alla relazione di calcolo strutturale allineamento "BC"

Data 05/2016
Rev. B
c.d.c.: C296A
514B



406	227	SX146	SLU_ENV_NL	Min	-248219.25	-74752.82	-765.29	-8175.18	-1.21
406	227	SX159	SLU_ENV_NL	Min	-238032.28	-71581.87	-2397.41	-4889.75	-1.21
407	228	SX159	SLU_ENV_NL	Max	131188.60	38450.64	106.91	9059.58	4059.53
407	228	SX146	SLU_ENV_NL	Max	125988.01	38243.11	397.30	2632.19	4059.53
407	228	SX147	SLU_ENV_NL	Max	365542.62	109170.59	3225.10	2632.19	4880.53
407	228	SX160	SLU_ENV_NL	Max	380330.74	110928.46	1764.80	9059.58	4880.53
407	228	SX159	SLU_ENV_NL	Min	-354666.92	-106188.28	-2682.83	-6826.59	-4873.40
407	228	SX146	SLU_ENV_NL	Min	-353876.52	-106213.43	-1222.52	-2295.01	-4873.40
407	228	SX147	SLU_ENV_NL	Min	-318919.00	-96182.49	24.78	-2295.01	-4065.84
407	228	SX160	SLU_ENV_NL	Min	-325720.19	-97968.57	-265.61	-6826.59	-4065.84
408	796	DX314	SLU_ENV_NL	Max	3674.98	2066.91	2039.79	1047.51	75.74
408	796	DX301	SLU_ENV_NL	Max	8870.55	2042.73	284.44	1392.98	75.74
408	796	DX302	SLU_ENV_NL	Max	74347.23	23021.99	262.58	1392.98	-30.08
408	796	DX315	SLU_ENV_NL	Max	73581.57	21414.82	2017.93	1047.51	-30.08
408	796	DX314	SLU_ENV_NL	Min	2462.66	-220.41	-537.31	-173.82	21.77
408	796	DX301	SLU_ENV_NL	Min	3008.98	1287.17	142.16	868.18	21.77
408	796	DX302	SLU_ENV_NL	Min	32332.58	8927.52	-794.75	868.18	-80.66
408	796	DX315	SLU_ENV_NL	Min	20744.38	7061.50	-1474.22	-173.82	-80.66
409	229	SX162	SLU_ENV_NL	Max	57344.42	18786.15	-1083.43	2341.10	6801.47
409	229	SX149	SLU_ENV_NL	Max	44534.03	12935.22	-629.93	7341.68	6801.47
409	229	SX150	SLU_ENV_NL	Max	77124.65	25783.95	688.83	7341.68	1397.12
409	229	SX163	SLU_ENV_NL	Max	78535.03	20810.72	-51.83	2341.10	1397.12
409	229	SX162	SLU_ENV_NL	Min	-70878.19	-23407.35	-1604.10	-8477.16	-1440.91
409	229	SX149	SLU_ENV_NL	Min	-68641.80	-17425.92	-863.44	-966.58	-1440.91
409	229	SX150	SLU_ENV_NL	Min	-68063.15	-22349.73	180.49	-966.58	-6771.25
409	229	SX163	SLU_ENV_NL	Min	-73904.04	-20640.86	-273.02	-8477.16	-6771.25
410	230	SX163	SLU_ENV_NL	Max	78534.96	20810.70	273.10	8356.31	1397.12
410	230	SX150	SLU_ENV_NL	Max	77124.77	25783.99	-180.42	966.60	1397.12
410	230	SX151	SLU_ENV_NL	Max	40599.75	11771.09	826.66	966.60	6721.55
410	230	SX164	SLU_ENV_NL	Max	53180.98	17547.73	1577.24	8356.31	6721.55
410	230	SX163	SLU_ENV_NL	Min	-71930.26	-20064.27	90.34	-2341.14	-6691.75
410	230	SX150	SLU_ENV_NL	Min	-66088.84	-21741.89	-660.24	-7276.90	-6691.75
410	230	SX151	SLU_ENV_NL	Min	-68642.05	-17425.98	629.85	-7276.90	-1440.92
410	230	SX164	SLU_ENV_NL	Min	-70878.70	-23407.49	1083.38	-2341.14	-1440.92
411	797	DX300	SLU_ENV_NL	Max	-457.74	930.95	2009.73	105.96	24.40
411	797	DX287	SLU_ENV_NL	Max	1295.48	1136.37	688.54	296.29	24.40
411	797	DX288	SLU_ENV_NL	Max	11155.75	2413.72	672.07	296.29	1.19
411	797	DX301	SLU_ENV_NL	Max	7564.57	3231.94	1993.26	105.96	1.19
411	797	DX300	SLU_ENV_NL	Min	-607.37	-907.93	-113.91	12.71	-11.64
411	797	DX287	SLU_ENV_NL	Min	562.33	-489.81	657.27	20.43	-11.64
411	797	DX288	SLU_ENV_NL	Min	3959.57	2311.34	299.76	20.43	-18.15
411	797	DX301	SLU_ENV_NL	Min	3520.44	540.17	-471.42	12.71	-18.15
412	231	SX166	SLU_ENV_NL	Max	380331.83	110928.73	289.59	6783.43	4880.54
412	231	SX153	SLU_ENV_NL	Max	365543.25	109170.74	-44.59	2295.01	4880.54
412	231	SX154	SLU_ENV_NL	Max	118894.28	36079.42	1222.62	2295.01	4063.82
412	231	SX167	SLU_ENV_NL	Max	124106.20	36356.46	2683.00	6783.43	4063.82
412	231	SX166	SLU_ENV_NL	Min	-322498.94	-97038.51	-1764.89	-9059.60	-4069.66
412	231	SX153	SLU_ENV_NL	Min	-315731.32	-95300.68	-3225.28	-2684.78	-4069.66
412	231	SX154	SLU_ENV_NL	Min	-353877.81	-106213.77	-413.93	-2684.78	-4873.41
412	231	SX167	SLU_ENV_NL	Min	-354667.79	-106188.51	-79.75	-9059.60	-4873.41
413	232	SX51	SLU_ENV_NL	Max	-5307.73	-1567.81	7393.43	4351.75	569.09
413	232	SX64	SLU_ENV_NL	Max	1738.60	285.28	8105.24	11395.76	569.09
413	232	SX63	SLU_ENV_NL	Max	-47645.39	-14620.91	3656.27	11395.76	473.78
413	232	SX50	SLU_ENV_NL	Max	-97735.95	-27944.56	3013.88	4351.75	473.78
413	232	SX51	SLU_ENV_NL	Min	-31733.42	-7999.29	-100.67	3350.30	-387.35
413	232	SX64	SLU_ENV_NL	Min	-20818.37	-6019.41	-1449.58	-1386.27	-387.35
413	232	SX63	SLU_ENV_NL	Min	-321768.53	-95919.07	1664.98	-1386.27	-638.33
413	232	SX50	SLU_ENV_NL	Min	-278126.65	-83062.19	2944.46	3350.30	-638.33
414	233	SX65	SLU_ENV_NL	Max	2843.03	768.90	8429.83	487.31	-11.34
414	233	SX78	SLU_ENV_NL	Max	-91.19	147.78	729.52	288.34	-11.34
414	233	SX77	SLU_ENV_NL	Max	-10036.64	-3027.51	995.75	288.34	31.02
414	233	SX64	SLU_ENV_NL	Max	-8076.48	-2709.37	8472.40	487.31	31.02
414	233	SX65	SLU_ENV_NL	Min	378.92	-5456.14	-299.86	389.40	-34.77
414	233	SX78	SLU_ENV_NL	Min	-626.23	-6498.66	-8209.38	48.93	-34.77
414	233	SX77	SLU_ENV_NL	Min	-13457.12	-7100.58	-8166.81	48.93	3.82
414	233	SX64	SLU_ENV_NL	Min	-13161.03	-6262.31	-33.64	389.40	3.82
415	234	SX144	SLU_ENV_NL	Max	496.53	163.45	95.33	-172.27	-6.50
415	234	SX131	SLU_ENV_NL	Max	1524.31	671.24	-316.80	-226.18	-6.50
415	234	SX132	SLU_ENV_NL	Max	-6504.27	-1655.31	-645.21	-226.18	2.09
415	234	SX145	SLU_ENV_NL	Max	-9516.53	-2250.20	-233.07	-172.27	2.09
415	234	SX144	SLU_ENV_NL	Min	-1155.33	-461.05	-1767.72	-253.59	-9.77
415	234	SX131	SLU_ENV_NL	Min	59.22	651.89	-817.95	-322.27	-9.77
415	234	SX132	SLU_ENV_NL	Min	-11907.87	-3130.18	-709.74	-322.27	1.16
415	234	SX145	SLU_ENV_NL	Min	-11223.50	-4169.77	-1659.51	-253.59	1.16
416	235	SX145	SLU_ENV_NL	Max	-186.18	574.38	-995.84	-765.97	-12.80
416	235	SX132	SLU_ENV_NL	Max	-6301.44	-1619.93	840.65	-885.24	-12.80
416	235	SX133	SLU_ENV_NL	Max	-41320.28	-11882.14	1917.58	-885.24	153.60
416	235	SX146	SLU_ENV_NL	Max	-40856.32	-12973.87	-736.38	-765.97	153.60
416	235	SX145	SLU_ENV_NL	Min	-10575.79	-3972.32	-1813.31	-6007.08	-124.49
416	235	SX132	SLU_ENV_NL	Min	-11007.91	-2863.33	-1365.64	-7981.23	-124.49
416	235	SX133	SLU_ENV_NL	Min	-267873.46	-80454.38	-1281.37	-7981.23	4.00



Autorità Portuale di Taranto
Interventi per il dragaggio di 2,3 M m³ di sedimenti in area Molo Polisettoriale e per la realizzazione di un primo lotto della cassa di colmata funzionale all'ampliamento del V Sporgente del Porto di Taranto

Allegati alla relazione di calcolo strutturale allineamento "BC"

Data 05/2016
Rev. B
c.d.c.: C296A
514B

416	235	SX146	SLU_ENV_NL	Min	-251928.62	-75370.93	-911.58	-6007.08	4.00
417	236	SX146	SLU_ENV_NL	Max	122617.49	36191.57	1017.57	8311.29	4107.25
417	236	SX133	SLU_ENV_NL	Max	120620.60	36895.16	492.45	2777.36	4107.25
417	236	SX134	SLU_ENV_NL	Max	351040.21	106613.28	1390.48	2777.36	4321.90
417	236	SX147	SLU_ENV_NL	Max	362511.04	109602.68	2688.78	8311.29	4321.90
417	236	SX146	SLU_ENV_NL	Min	-350340.63	-104964.48	-643.68	-6805.68	-4308.49
417	236	SX133	SLU_ENV_NL	Min	-349962.57	-105329.51	-1941.98	-1735.38	-4308.49
417	236	SX134	SLU_ENV_NL	Min	-307221.97	-90768.55	-1196.13	-1735.38	-4124.86
417	236	SX147	SLU_ENV_NL	Min	-315650.17	-94469.95	-671.01	-6805.68	-4124.86
418	798	DX301	SLU_ENV_NL	Max	8416.98	3476.76	313.04	1299.37	62.32
418	798	DX288	SLU_ENV_NL	Max	13223.39	2942.53	2379.75	1151.68	62.32
418	798	DX289	SLU_ENV_NL	Max	73058.84	22697.71	2553.38	1151.68	7.36
418	798	DX302	SLU_ENV_NL	Max	73909.49	21243.60	486.67	1299.37	7.36
418	798	DX301	SLU_ENV_NL	Min	2607.76	269.03	116.93	49.00	-14.81
418	798	DX288	SLU_ENV_NL	Min	1287.57	1609.46	-304.78	877.47	-14.81
418	798	DX289	SLU_ENV_NL	Min	41828.43	11607.53	-1042.14	877.47	-62.03
418	798	DX302	SLU_ENV_NL	Min	33892.30	11180.65	-620.43	49.00	-62.03
419	237	SX149	SLU_ENV_NL	Max	40211.24	12214.43	-454.52	2524.59	5433.43
419	237	SX136	SLU_ENV_NL	Max	30397.43	7161.15	-605.11	5872.96	5433.43
419	237	SX137	SLU_ENV_NL	Max	73508.33	24793.38	-86.14	5872.96	1574.45
419	237	SX150	SLU_ENV_NL	Max	74265.70	19546.55	637.00	2524.59	1574.45
419	237	SX149	SLU_ENV_NL	Min	-69605.53	-23930.76	-460.41	-6761.98	-1622.24
419	237	SX136	SLU_ENV_NL	Min	-66838.63	-17220.88	-1307.41	-1201.11	-1622.24
419	237	SX137	SLU_ENV_NL	Min	-57883.90	-18688.71	-210.01	-1201.11	-5407.47
419	237	SX150	SLU_ENV_NL	Min	-62425.99	-17247.67	64.45	-6761.98	-5407.47
420	238	SX150	SLU_ENV_NL	Max	74265.79	19546.58	-64.53	6648.39	1574.45
420	238	SX137	SLU_ENV_NL	Max	73508.13	24793.32	233.10	1201.13	1574.45
420	238	SX138	SLU_ENV_NL	Max	26684.47	6057.30	1287.79	1201.13	5358.47
420	238	SX151	SLU_ENV_NL	Max	36322.86	11030.22	454.60	6648.39	5358.47
420	238	SX150	SLU_ENV_NL	Min	-60518.84	-16690.64	-619.32	-2524.63	-5332.93
420	238	SX137	SLU_ENV_NL	Min	-55990.86	-18105.69	86.08	-5812.45	-5332.93
420	238	SX138	SLU_ENV_NL	Min	-66839.10	-17221.04	605.20	-5812.45	-1622.25
420	238	SX151	SLU_ENV_NL	Min	-69605.76	-23930.84	435.36	-2524.63	-1622.25
421	799	DX287	SLU_ENV_NL	Max	1973.79	2188.60	617.76	178.03	8.32
421	799	DX274	SLU_ENV_NL	Max	-244.13	830.84	1979.94	165.38	8.32
421	799	DX275	SLU_ENV_NL	Max	8370.18	1820.50	2121.65	165.38	10.22
421	799	DX288	SLU_ENV_NL	Max	12193.34	5352.62	759.46	178.03	10.22
421	799	DX287	SLU_ENV_NL	Min	25.88	-1011.42	364.94	115.29	-15.33
421	799	DX274	SLU_ENV_NL	Min	-1450.88	-1231.56	-176.40	-28.21	-15.33
421	799	DX275	SLU_ENV_NL	Min	1851.67	1194.90	121.64	-28.21	6.20
421	799	DX288	SLU_ENV_NL	Min	3012.30	-384.21	662.98	115.29	6.20
422	239	SX153	SLU_ENV_NL	Max	362511.67	109602.91	635.12	6752.02	4321.94
422	239	SX140	SLU_ENV_NL	Max	351041.11	106613.59	1202.73	1735.42	4321.94
422	239	SX141	SLU_ENV_NL	Max	113484.13	34718.81	1941.91	1735.42	4102.67
422	239	SX154	SLU_ENV_NL	Max	115547.96	34104.29	643.53	6752.02	4102.67
422	239	SX153	SLU_ENV_NL	Min	-312414.07	-93422.47	-2688.72	-8311.35	-4119.55
422	239	SX140	SLU_ENV_NL	Min	-304066.11	-89813.32	-1390.35	-2819.50	-4119.55
422	239	SX141	SLU_ENV_NL	Min	-349963.47	-105329.83	-455.17	-2819.50	-4308.53
422	239	SX154	SLU_ENV_NL	Min	-350341.92	-104964.90	-1022.78	-8311.35	-4308.53
423	240	SX64	SLU_ENV_NL	Max	-3123.77	-3255.82	5779.31	7355.73	124.33
423	240	SX77	SLU_ENV_NL	Max	-6330.34	-2178.79	1364.56	8918.41	124.33
423	240	SX76	SLU_ENV_NL	Max	-45331.23	-14456.11	826.79	8918.41	8.61
423	240	SX63	SLU_ENV_NL	Max	-43395.45	-13121.23	6023.58	7355.73	8.61
423	240	SX64	SLU_ENV_NL	Min	-14165.77	-4515.65	-386.76	1116.54	-20.76
423	240	SX77	SLU_ENV_NL	Min	-7139.22	-4957.86	-5467.37	920.79	-20.76
423	240	SX76	SLU_ENV_NL	Min	-325590.11	-97956.66	-5223.10	920.79	-110.19
423	240	SX63	SLU_ENV_NL	Min	-328941.43	-99157.15	-924.53	1116.54	-110.19
424	241	SX78	SLU_ENV_NL	Max	3108.75	4497.40	933.66	255.66	58.94
424	241	SX91	SLU_ENV_NL	Max	774.91	2798.71	180.00	854.94	58.94
424	241	SX90	SLU_ENV_NL	Max	-7933.98	-2722.31	610.97	854.94	2.99
424	241	SX77	SLU_ENV_NL	Max	-9580.33	-1776.79	760.49	255.66	2.99
424	241	SX78	SLU_ENV_NL	Min	-436.71	36.08	-8419.51	-31.84	-4.89
424	241	SX91	SLU_ENV_NL	Min	-585.83	-264.26	142.88	203.16	-4.89
424	241	SX90	SLU_ENV_NL	Min	-17207.89	-3879.43	-30.29	203.16	-74.14
424	241	SX77	SLU_ENV_NL	Min	-12296.15	-2546.49	-7988.54	-31.84	-74.14
425	242	SX131	SLU_ENV_NL	Max	1407.42	35.04	-647.12	-173.47	-4.30
425	242	SX118	SLU_ENV_NL	Max	396.20	752.12	188.21	-244.29	-4.30
425	242	SX119	SLU_ENV_NL	Max	-9917.37	-2673.02	510.66	-244.29	6.98
425	242	SX132	SLU_ENV_NL	Max	-6868.46	-2622.70	-324.67	-173.47	6.98
425	242	SX131	SLU_ENV_NL	Min	-274.70	-808.30	-775.69	-247.40	-13.56
425	242	SX118	SLU_ENV_NL	Min	-1009.11	-210.95	-1734.54	-339.64	-13.56
425	242	SX119	SLU_ENV_NL	Min	-11686.17	-3048.10	-1758.59	-339.64	1.13
425	242	SX132	SLU_ENV_NL	Min	-12339.32	-4221.21	-799.74	-247.40	1.13
426	243	SX132	SLU_ENV_NL	Max	-3613.10	-1613.61	710.35	-767.36	-16.09
426	243	SX119	SLU_ENV_NL	Max	-3246.18	-1079.23	-486.76	-925.23	-16.09
426	243	SX120	SLU_ENV_NL	Max	-42514.56	-11962.95	-297.75	-925.23	141.99
426	243	SX133	SLU_ENV_NL	Max	-41875.46	-13116.92	899.36	-767.36	141.99
426	243	SX132	SLU_ENV_NL	Min	-11119.63	-3851.52	-1418.00	-6337.32	-140.88
426	243	SX119	SLU_ENV_NL	Min	-11159.30	-2518.74	-1148.05	-8345.29	-140.88
426	243	SX120	SLU_ENV_NL	Min	-274795.17	-82253.55	-1070.92	-8345.29	6.15
426	243	SX133	SLU_ENV_NL	Min	-270856.31	-81442.40	-1340.86	-6337.32	6.15



427	244	SX133	SLU_ENV_NL	Max	117325.58	34340.21	9.40	6861.69	3493.64
427	244	SX120	SLU_ENV_NL	Max	114808.34	35299.46	804.08	2132.20	3493.64
427	244	SX121	SLU_ENV_NL	Max	337484.15	100949.27	2233.70	2132.20	3141.98
427	244	SX134	SLU_ENV_NL	Max	347281.97	102517.51	1487.45	6861.69	3141.98
427	244	SX133	SLU_ENV_NL	Min	-347052.70	-104061.63	-1764.42	-6021.95	-3135.59
427	244	SX120	SLU_ENV_NL	Min	-347577.12	-104090.18	-1018.18	-446.05	-3135.59
427	244	SX121	SLU_ENV_NL	Min	-298805.24	-89660.04	-105.13	-446.05	-3511.02
427	244	SX134	SLU_ENV_NL	Min	-305376.96	-93047.00	-899.81	-6021.95	-3511.02
428	800	DX288	SLU_ENV_NL	Max	13744.22	5819.59	2446.21	598.32	101.14
428	800	DX275	SLU_ENV_NL	Max	8611.03	1891.04	1632.47	1996.62	101.14
428	800	DX276	SLU_ENV_NL	Max	73712.45	23156.64	2051.74	1996.62	19.27
428	800	DX289	SLU_ENV_NL	Max	73116.47	20976.72	2708.80	598.32	19.27
428	800	DX288	SLU_ENV_NL	Min	-175.47	-1354.27	-815.86	565.99	1.20
428	800	DX275	SLU_ENV_NL	Min	-4467.81	-687.21	425.51	445.62	1.20
428	800	DX276	SLU_ENV_NL	Min	38487.55	10350.68	688.10	445.62	-108.74
428	800	DX289	SLU_ENV_NL	Min	42917.78	14097.73	-396.60	565.99	-108.74
429	245	SX136	SLU_ENV_NL	Max	27902.47	9879.61	-523.85	2247.74	4469.36
429	245	SX123	SLU_ENV_NL	Max	19771.59	5738.59	-366.32	4845.14	4469.36
429	245	SX124	SLU_ENV_NL	Max	70096.19	23702.30	565.49	4845.14	1359.72
429	245	SX137	SLU_ENV_NL	Max	70654.99	18503.56	-82.27	2247.74	1359.72
429	245	SX136	SLU_ENV_NL	Min	-67567.20	-22870.77	-1140.11	-5548.01	-1405.91
429	245	SX123	SLU_ENV_NL	Min	-64884.61	-16514.24	-405.34	-975.56	-1405.91
429	245	SX124	SLU_ENV_NL	Min	-49778.20	-16259.97	36.25	-975.56	-4448.06
429	245	SX137	SLU_ENV_NL	Min	-53488.43	-15072.13	-208.30	-5548.01	-4448.06
430	246	SX137	SLU_ENV_NL	Max	70654.77	18503.49	227.72	5449.87	1359.72
430	246	SX124	SLU_ENV_NL	Max	70096.14	23702.29	-36.18	975.57	1359.72
430	246	SX125	SLU_ENV_NL	Max	16252.30	4698.26	405.28	975.57	4406.59
430	246	SX138	SLU_ENV_NL	Max	24234.17	8772.83	1122.82	5449.87	4406.59
430	246	SX137	SLU_ENV_NL	Min	-51654.58	-14534.59	82.34	-2247.78	-4385.64
430	246	SX124	SLU_ENV_NL	Min	-47955.67	-15700.60	-548.30	-4797.49	-4385.64
430	246	SX125	SLU_ENV_NL	Min	-64884.83	-16514.29	346.79	-4797.49	-1405.91
430	246	SX138	SLU_ENV_NL	Min	-67567.64	-22870.89	523.80	-2247.78	-1405.91
431	801	DX274	SLU_ENV_NL	Max	-843.33	1196.71	2626.52	189.42	19.62
431	801	DX261	SLU_ENV_NL	Max	1090.58	1742.94	2755.97	342.45	19.62
431	801	DX262	SLU_ENV_NL	Max	12039.74	2505.41	2625.02	342.45	-3.35
431	801	DX275	SLU_ENV_NL	Max	11045.15	4310.15	2495.57	189.42	-3.35
431	801	DX274	SLU_ENV_NL	Min	-964.83	-910.93	54.01	-5.53	0.37
431	801	DX261	SLU_ENV_NL	Min	-781.27	-1363.02	2551.70	117.47	0.37
431	801	DX262	SLU_ENV_NL	Min	3700.93	1989.13	2399.33	117.47	-18.09
431	801	DX275	SLU_ENV_NL	Min	1772.41	-158.00	-98.36	-5.53	-18.09
432	247	SX140	SLU_ENV_NL	Max	347282.83	102517.73	900.74	5975.07	3141.98
432	247	SX127	SLU_ENV_NL	Max	337484.60	100949.37	75.03	446.05	3141.98
432	247	SX128	SLU_ENV_NL	Max	107624.70	33120.60	1018.26	446.05	3494.61
432	247	SX141	SLU_ENV_NL	Max	110210.63	32230.10	1764.57	5975.07	3494.61
432	247	SX140	SLU_ENV_NL	Min	-302231.78	-92121.82	-1487.54	-6861.71	-3511.46
432	247	SX127	SLU_ENV_NL	Min	-295736.55	-88797.70	-2233.85	-2180.72	-3511.46
432	247	SX128	SLU_ENV_NL	Min	-347578.35	-104090.50	-799.25	-2180.72	-3135.60
432	247	SX141	SLU_ENV_NL	Min	-347053.56	-104061.85	26.46	-6861.71	-3135.60
433	248	SX77	SLU_ENV_NL	Max	-2919.65	1088.81	981.36	9173.99	168.40
433	248	SX90	SLU_ENV_NL	Max	-82.25	-332.95	-263.74	6997.84	168.40
433	248	SX89	SLU_ENV_NL	Max	-79313.77	-23786.16	2433.34	6997.84	173.15
433	248	SX76	SLU_ENV_NL	Max	-46550.74	-13198.86	-105.86	9173.99	173.15
433	248	SX77	SLU_ENV_NL	Min	-7456.71	-1943.24	-6853.69	-147.52	-153.44
433	248	SX90	SLU_ENV_NL	Min	-27664.39	-7069.03	-561.45	2596.26	-153.44
433	248	SX89	SLU_ENV_NL	Min	-311922.15	-93508.20	-1350.96	2596.26	-243.38
433	248	SX76	SLU_ENV_NL	Min	-324862.53	-96825.21	-3858.90	-147.52	-243.38
434	249	SX91	SLU_ENV_NL	Max	896.88	1987.58	439.55	766.23	-5.47
434	249	SX104	SLU_ENV_NL	Max	90.16	726.18	6310.07	204.40	-5.47
434	249	SX103	SLU_ENV_NL	Max	-9508.54	-2835.43	6151.58	204.40	46.64
434	249	SX90	SLU_ENV_NL	Max	-7700.98	-2140.73	281.05	766.23	46.64
434	249	SX91	SLU_ENV_NL	Min	-690.52	337.38	-43.03	241.34	-55.99
434	249	SX104	SLU_ENV_NL	Min	-762.88	-319.08	-561.26	82.35	-55.99
434	249	SX103	SLU_ENV_NL	Min	-16176.61	-5273.21	-384.52	82.35	6.931E-02
434	249	SX90	SLU_ENV_NL	Min	-17441.92	-4197.38	133.71	241.34	6.931E-02
435	250	SX118	SLU_ENV_NL	Max	322.51	-46.55	442.07	-182.92	-8.61
435	250	SX105	SLU_ENV_NL	Max	1708.36	1540.15	627.12	-252.40	-8.61
435	250	SX106	SLU_ENV_NL	Max	-7739.05	-2001.12	541.54	-252.40	9.13
435	250	SX119	SLU_ENV_NL	Max	-9929.38	-2784.87	209.69	-182.92	9.13
435	250	SX118	SLU_ENV_NL	Min	-913.40	-195.15	-1721.89	-218.32	-21.25
435	250	SX105	SLU_ENV_NL	Min	1150.95	559.51	-76.62	-409.12	-21.25
435	250	SX106	SLU_ENV_NL	Min	-11429.32	-2884.58	-309.00	-409.12	2.46
435	250	SX119	SLU_ENV_NL	Min	-12348.53	-4327.86	-1807.48	-218.32	2.46
436	251	SX119	SLU_ENV_NL	Max	-852.62	-47.94	-1065.81	-720.83	-30.96
436	251	SX106	SLU_ENV_NL	Max	-5857.59	-1450.58	1147.53	-1052.26	-30.96
436	251	SX107	SLU_ENV_NL	Max	-41287.03	-12000.72	1960.47	-1052.26	87.46
436	251	SX120	SLU_ENV_NL	Max	-43385.22	-13774.01	-505.13	-720.83	87.46
436	251	SX119	SLU_ENV_NL	Min	-11275.49	-3997.18	-1318.06	-7063.42	-68.77
436	251	SX106	SLU_ENV_NL	Min	-8331.50	-1964.00	-198.67	-8172.45	-68.77
436	251	SX107	SLU_ENV_NL	Min	-288603.22	-86598.57	-410.04	-8172.45	15.73
436	251	SX120	SLU_ENV_NL	Min	-277201.71	-83328.14	-1277.18	-7063.42	15.73
437	252	SX120	SLU_ENV_NL	Max	111884.33	32800.45	1146.69	5909.62	3037.38



Autorità Portuale di Taranto
Interventi per il dragaggio di 2,3 M m³ di sedimenti in area Molo Polisettoriale e per la realizzazione di un primo lotto della cassa di colmata funzionale all'ampliamento del V Sporgente del Porto di Taranto

Allegati alla relazione di calcolo strutturale allineamento "BC"

Data 05/2016
Rev. B
c.d.c.: C296A
514B

437	252	SX107	SLU_ENV_NL	Max	111337.20	33980.78	560.80	1665.64	3037.38
437	252	SX108	SLU_ENV_NL	Max	328402.97	99799.07	848.82	1665.64	2370.42
437	252	SX121	SLU_ENV_NL	Max	335570.68	100862.09	1908.05	5909.62	2370.42
437	252	SX120	SLU_ENV_NL	Min	-345660.70	-103993.19	-450.46	-5427.20	-2366.74
437	252	SX107	SLU_ENV_NL	Min	-345908.22	-103850.54	-1509.69	395.08	-2366.74
437	252	SX108	SLU_ENV_NL	Min	-289159.28	-85424.62	-1190.55	395.08	-3055.59
437	252	SX121	SLU_ENV_NL	Min	-296372.55	-88798.77	-604.67	-5427.20	-3055.59
438	802	DX275	SLU_ENV_NL	Max	11592.91	4465.81	2030.23	1011.82	165.27
438	802	DX262	SLU_ENV_NL	Max	3848.25	2313.53	3546.80	3522.24	165.27
438	802	DX263	SLU_ENV_NL	Max	114329.36	35302.85	1937.68	3522.24	-11.04
438	802	DX276	SLU_ENV_NL	Max	92804.55	26722.06	2733.96	1011.82	-11.04
438	802	DX275	SLU_ENV_NL	Min	-7554.29	-2987.07	1642.96	619.90	43.41
438	802	DX262	SLU_ENV_NL	Min	2957.78	-459.65	247.41	982.61	43.41
438	802	DX263	SLU_ENV_NL	Min	41459.01	11169.68	951.14	982.61	-211.54
438	802	DX276	SLU_ENV_NL	Min	48815.93	15955.03	33.85	619.90	-211.54
439	253	SX123	SLU_ENV_NL	Max	16786.61	4790.37	-178.46	2032.32	3598.19
439	253	SX110	SLU_ENV_NL	Max	10345.78	1826.84	-397.31	3915.00	3598.19
439	253	SX111	SLU_ENV_NL	Max	67165.66	22773.04	-60.53	3915.00	1194.41
439	253	SX124	SLU_ENV_NL	Max	67411.27	17583.63	523.74	2032.32	1194.41
439	253	SX123	SLU_ENV_NL	Min	-65828.69	-22492.23	-320.95	-4455.42	-1239.91
439	253	SX110	SLU_ENV_NL	Min	-63193.47	-16299.30	-920.47	-804.85	-1239.91
439	253	SX111	SLU_ENV_NL	Min	-42848.45	-13579.16	-218.27	-804.85	-3583.71
439	253	SX124	SLU_ENV_NL	Min	-46075.76	-12920.21	15.83	-4455.42	-3583.71
440	254	SX124	SLU_ENV_NL	Max	67411.20	17583.61	-15.90	4370.18	1194.41
440	254	SX111	SLU_ENV_NL	Max	67165.35	22772.95	234.04	804.86	1194.41
440	254	SX112	SLU_ENV_NL	Max	6978.51	824.45	908.57	804.86	3545.61
440	254	SX125	SLU_ENV_NL	Max	13300.22	3732.53	321.02	4370.18	3545.61
440	254	SX124	SLU_ENV_NL	Min	-44302.81	-12398.93	-511.63	-2032.34	-3531.42
440	254	SX111	SLU_ENV_NL	Min	-41089.04	-13040.74	60.47	-3878.11	-3531.42
440	254	SX112	SLU_ENV_NL	Min	-63193.90	-16299.43	397.39	-3878.11	-1239.91
440	254	SX125	SLU_ENV_NL	Min	-65828.90	-22492.32	162.91	-2032.34	-1239.91
441	803	DX261	SLU_ENV_NL	Max	75.66	1802.37	2623.97	75.65	63.45
441	803	DX248	SLU_ENV_NL	Max	-288.25	731.34	2367.08	673.52	63.45
441	803	DX249	SLU_ENV_NL	Max	15133.96	3149.48	2470.35	673.52	-3.65
441	803	DX262	SLU_ENV_NL	Max	13724.60	6036.10	2775.16	75.65	-3.65
441	803	DX261	SLU_ENV_NL	Min	-302.43	-1523.37	2574.19	-30.34	-10.82
441	803	DX248	SLU_ENV_NL	Min	-866.42	-1694.82	2319.16	27.85	-10.82
441	803	DX249	SLU_ENV_NL	Min	1832.12	1430.57	2207.93	27.85	-42.17
441	803	DX262	SLU_ENV_NL	Min	2787.61	-655.74	2415.04	-30.34	-42.17
442	255	SX127	SLU_ENV_NL	Max	335571.12	100862.25	573.72	5371.47	2370.45
442	255	SX114	SLU_ENV_NL	Max	328403.59	99799.28	1195.48	-395.05	2370.45
442	255	SX115	SLU_ENV_NL	Max	104113.22	31786.39	1509.65	-395.05	3030.77
442	255	SX128	SLU_ENV_NL	Max	104717.07	30668.55	450.35	5371.47	3030.77
442	255	SX127	SLU_ENV_NL	Min	-293268.96	-87812.44	-1908.02	-5909.67	-3048.45
442	255	SX114	SLU_ENV_NL	Min	-286127.54	-84507.06	-848.72	-1705.38	-3048.45
442	255	SX115	SLU_ENV_NL	Min	-345909.19	-103850.89	-526.39	-1705.38	-2366.77
442	255	SX128	SLU_ENV_NL	Min	-345661.95	-103993.61	-1148.15	-5909.67	-2366.77
443	256	SX90	SLU_ENV_NL	Max	-2121.11	-479.35	1695.25	8292.47	-63.96
443	256	SX103	SLU_ENV_NL	Max	-1387.60	-386.56	4765.50	7397.32	-63.96
443	256	SX102	SLU_ENV_NL	Max	-59289.13	-18732.96	2865.04	7397.32	169.38
443	256	SX89	SLU_ENV_NL	Max	-79689.10	-23507.29	-205.21	8292.47	169.38
443	256	SX90	SLU_ENV_NL	Min	-27237.71	-7176.74	-1222.63	2300.98	-137.92
443	256	SX103	SLU_ENV_NL	Min	-12351.05	-4084.92	1028.48	253.36	-137.92
443	256	SX102	SLU_ENV_NL	Min	-304196.67	-91578.24	690.41	253.36	70.38
443	256	SX89	SLU_ENV_NL	Min	-309801.54	-93089.30	-1560.70	2300.98	70.38
444	257	SX104	SLU_ENV_NL	Max	-711.02	68.31	6377.37	582.16	-4.14
444	257	SX117	SLU_ENV_NL	Max	1134.87	16.67	406.38	187.34	-4.14
444	257	SX116	SLU_ENV_NL	Max	-6970.94	-2568.56	160.84	187.34	34.83
444	257	SX103	SLU_ENV_NL	Max	-9398.30	-2682.48	5999.84	582.16	34.83
444	257	SX104	SLU_ENV_NL	Min	-1274.52	-1398.16	-373.22	244.24	-39.97
444	257	SX117	SLU_ENV_NL	Min	898.34	-2310.48	-406.78	83.74	-39.97
444	257	SX116	SLU_ENV_NL	Min	-11151.42	-4598.72	-784.31	83.74	4.39
444	257	SX103	SLU_ENV_NL	Min	-15135.06	-4225.98	-618.76	244.24	4.39
445	258	SX105	SLU_ENV_NL	Max	1058.71	-22.41	358.02	-73.98	-5.39
445	258	SX92	SLU_ENV_NL	Max	-648.10	82.92	383.78	-262.22	-5.39
445	258	SX93	SLU_ENV_NL	Max	-10342.68	-2964.29	627.00	-262.22	42.36
445	258	SX106	SLU_ENV_NL	Max	-8094.45	-2915.25	786.50	-73.98	42.36
445	258	SX105	SLU_ENV_NL	Min	1057.53	-2260.02	-323.71	-195.96	-46.84
445	258	SX92	SLU_ENV_NL	Min	-1307.66	-1412.55	-6334.84	-634.03	-46.84
445	258	SX93	SLU_ENV_NL	Min	-16832.49	-4676.57	-5906.36	-634.03	5.16
445	258	SX106	SLU_ENV_NL	Min	-12539.36	-4950.02	-80.49	-195.96	5.16
446	259	SX106	SLU_ENV_NL	Max	-4374.16	-1778.31	937.40	-361.34	-86.35
446	259	SX93	SLU_ENV_NL	Max	-3406.45	-904.28	-354.71	-1689.14	-86.35
446	259	SX94	SLU_ENV_NL	Max	-56282.96	-15916.09	-329.23	-1689.14	100.69
446	259	SX107	SLU_ENV_NL	Max	-42831.75	-13393.65	962.88	-361.34	100.69
446	259	SX106	SLU_ENV_NL	Min	-7652.56	-3457.02	-910.81	-7207.25	-88.76
446	259	SX93	SLU_ENV_NL	Min	-16217.94	-4519.16	-4220.33	-8436.80	-88.76
446	259	SX94	SLU_ENV_NL	Min	-291484.31	-87008.59	-3085.81	-8436.80	84.44
446	259	SX107	SLU_ENV_NL	Min	-290369.52	-87213.78	223.71	-7207.25	84.44
447	260	SX107	SLU_ENV_NL	Max	108928.34	32084.28	-28.48	5011.50	2506.92
447	260	SX94	SLU_ENV_NL	Max	107475.37	33170.62	769.34	1201.00	2506.92



447	260	SX95	SLU_ENV_NL	Max	318297.39	95581.28	2112.21	1201.00	1637.76
447	260	SX108	SLU_ENV_NL	Max	325945.68	96196.16	1483.77	5011.50	1637.76
447	260	SX107	SLU_ENV_NL	Min	-344439.39	-103542.47	-1846.71	-4759.40	-1635.57
447	260	SX94	SLU_ENV_NL	Min	-347037.10	-103475.80	-1218.26	1096.13	-1635.57
447	260	SX95	SLU_ENV_NL	Min	-283201.79	-84766.08	61.50	1096.13	-2523.16
447	260	SX108	SLU_ENV_NL	Min	-288014.84	-87742.82	-736.32	-4759.40	-2523.16
448	804	DX262	SLU_ENV_NL	Max	3505.64	2938.77	3539.48	675.71	285.49
448	804	DX249	SLU_ENV_NL	Max	19951.13	4626.27	2916.87	4753.01	285.49
448	804	DX250	SLU_ENV_NL	Max	136862.72	42319.81	593.33	4753.01	-164.41
448	804	DX263	SLU_ENV_NL	Max	117627.02	34027.46	2346.89	675.71	-164.41
448	804	DX262	SLU_ENV_NL	Min	-2065.35	-2162.64	1765.44	-63.61	144.04
448	804	DX249	SLU_ENV_NL	Min	3046.05	1845.77	1734.89	1991.42	144.04
448	804	DX250	SLU_ENV_NL	Min	69560.76	19256.25	542.30	1991.42	-326.49
448	804	DX263	SLU_ENV_NL	Min	43920.35	14833.69	-558.10	-63.61	-326.49
449	261	SX110	SLU_ENV_NL	Max	8572.20	3483.86	-400.19	1647.32	3173.76
449	261	SX97	SLU_ENV_NL	Max	2846.05	995.81	-265.97	3485.92	3173.76
449	261	SX98	SLU_ENV_NL	Max	64802.88	22020.83	436.21	3485.92	880.54
449	261	SX111	SLU_ENV_NL	Max	64703.07	16866.17	-43.90	1647.32	880.54
449	261	SX110	SLU_ENV_NL	Min	-64138.84	-21752.29	-880.43	-3898.52	-924.93
449	261	SX97	SLU_ENV_NL	Min	-61991.67	-15803.24	-333.15	-456.93	-924.93
449	261	SX98	SLU_ENV_NL	Min	-37229.03	-11925.87	23.14	-456.93	-3162.16
449	261	SX111	SLU_ENV_NL	Min	-39957.81	-11512.68	-178.24	-3898.52	-3162.16
450	262	SX111	SLU_ENV_NL	Max	64702.75	16866.08	190.37	3823.79	880.54
450	262	SX98	SLU_ENV_NL	Max	64802.76	22020.80	-23.08	456.93	880.54
450	262	SX99	SLU_ENV_NL	Max	-392.78	37.02	333.09	456.93	3129.46
450	262	SX112	SLU_ENV_NL	Max	5235.85	2478.05	870.68	3823.79	3129.46
450	262	SX111	SLU_ENV_NL	Min	-38239.97	-11006.29	43.98	-1647.34	-3118.10
450	262	SX98	SLU_ENV_NL	Min	-35524.18	-11405.45	-425.93	-3457.75	-3118.10
450	262	SX99	SLU_ENV_NL	Min	-61991.86	-15803.28	254.39	-3457.75	-924.92
450	262	SX112	SLU_ENV_NL	Min	-64139.25	-21752.40	400.14	-1647.34	-924.92
451	805	DX248	SLU_ENV_NL	Max	-849.03	332.29	2483.51	114.56	52.80
451	805	DX235	SLU_ENV_NL	Max	897.03	2166.47	3199.81	700.24	52.80
451	805	DX236	SLU_ENV_NL	Max	20216.78	3940.04	3118.93	700.24	-16.03
451	805	DX249	SLU_ENV_NL	Max	16767.91	6216.90	2354.97	114.56	-16.03
451	805	DX248	SLU_ENV_NL	Min	-972.01	-1110.24	2435.86	8.44	-5.71
451	805	DX235	SLU_ENV_NL	Min	-83.55	-2707.40	-422.47	77.18	-5.71
451	805	DX236	SLU_ENV_NL	Min	2827.47	2600.45	-764.67	77.18	-35.08
451	805	DX249	SLU_ENV_NL	Min	1217.89	-644.57	2141.31	8.44	-35.08
452	263	SX114	SLU_ENV_NL	Max	325946.27	96196.31	738.02	4700.94	1637.78
452	263	SX101	SLU_ENV_NL	Max	318297.96	95581.43	-86.30	-1132.64	1637.78
452	263	SX102	SLU_ENV_NL	Max	100229.26	30987.54	1218.23	-1132.64	2497.65
452	263	SX115	SLU_ENV_NL	Max	101724.67	29939.87	1846.73	4700.94	2497.65
452	263	SX114	SLU_ENV_NL	Min	-284997.29	-86854.85	-1483.74	-5011.52	-2513.56
452	263	SX101	SLU_ENV_NL	Min	-280251.23	-83923.27	-2112.24	-1200.99	-2513.56
452	263	SX102	SLU_ENV_NL	Min	-347037.99	-103476.02	-766.29	-1200.99	-1635.58
452	263	SX115	SLU_ENV_NL	Min	-344440.30	-103542.69	58.03	-5011.52	-1635.58
453	264	SX103	SLU_ENV_NL	Max	-2922.11	-762.87	4324.65	8325.34	-98.48
453	264	SX116	SLU_ENV_NL	Max	-3781.09	-1588.36	904.33	7006.28	-98.48
453	264	SX115	SLU_ENV_NL	Max	-43014.16	-13450.75	-278.52	7006.28	112.19
453	264	SX102	SLU_ENV_NL	Max	-56226.67	-15896.72	3141.80	8325.34	112.19
453	264	SX103	SLU_ENV_NL	Min	-14561.75	-4081.92	347.20	1709.70	-100.77
453	264	SX116	SLU_ENV_NL	Min	-6252.02	-3100.96	-838.91	305.90	-100.77
453	264	SX115	SLU_ENV_NL	Min	-300869.71	-90351.72	-892.34	305.90	97.19
453	264	SX102	SLU_ENV_NL	Min	-302386.78	-90283.99	293.77	1709.70	97.19
454	265	SX117	SLU_ENV_NL	Max	1592.24	1506.46	155.07	374.80	-7.76
454	265	SX130	SLU_ENV_NL	Max	289.03	-58.91	1742.71	213.76	-7.76
454	265	SX129	SLU_ENV_NL	Max	-9090.19	-2518.39	1818.26	213.76	6.07
454	265	SX116	SLU_ENV_NL	Max	-6633.93	-1685.86	397.57	374.80	6.07
454	265	SX117	SLU_ENV_NL	Min	1226.85	563.93	-644.93	235.25	-18.10
454	265	SX130	SLU_ENV_NL	Min	-999.93	-209.47	-410.62	174.70	-18.10
454	265	SX129	SLU_ENV_NL	Min	-10963.42	-3894.79	-168.12	174.70	1.33
454	265	SX116	SLU_ENV_NL	Min	-10055.99	-2451.25	-569.37	235.25	1.33
455	266	SX92	SLU_ENV_NL	Max	108.35	733.91	565.67	-75.94	-6.39
455	266	SX79	SLU_ENV_NL	Max	836.06	1863.02	74.29	-261.39	-6.39
455	266	SX80	SLU_ENV_NL	Max	-8885.05	-2488.59	-92.74	-261.39	55.12
455	266	SX93	SLU_ENV_NL	Max	-10465.30	-3122.86	398.64	-75.94	55.12
455	266	SX92	SLU_ENV_NL	Min	-687.17	-297.44	-6277.24	-212.66	-63.18
455	266	SX79	SLU_ENV_NL	Min	-1096.49	325.05	-482.74	-818.68	-63.18
455	266	SX80	SLU_ENV_NL	Min	-19827.78	-4970.80	-257.47	-818.68	1.37
455	266	SX93	SLU_ENV_NL	Min	-17959.10	-5858.34	-6051.97	-212.66	1.37
456	267	SX93	SLU_ENV_NL	Max	-1934.42	-552.73	-1048.26	-296.30	-54.55
456	267	SX80	SLU_ENV_NL	Max	-2632.27	-623.62	1297.97	-2333.97	-54.55
456	267	SX81	SLU_ENV_NL	Max	-80465.43	-23742.18	1616.19	-2333.97	159.94
456	267	SX94	SLU_ENV_NL	Max	-59380.17	-18758.18	-730.05	-296.30	159.94
456	267	SX93	SLU_ENV_NL	Min	-14007.41	-4632.71	-4654.34	-7595.96	-127.11
456	267	SX80	SLU_ENV_NL	Min	-29318.17	-7858.05	-1682.28	-8415.44	-127.11
456	267	SX81	SLU_ENV_NL	Min	-298885.66	-89801.30	156.14	-8415.44	60.89
456	267	SX94	SLU_ENV_NL	Min	-293234.32	-88286.73	-2815.91	-7595.96	60.89
457	268	SX94	SLU_ENV_NL	Max	105275.47	30853.74	799.06	4367.07	2061.69
457	268	SX81	SLU_ENV_NL	Max	104680.08	31680.88	219.51	1789.32	2061.69
457	268	SX82	SLU_ENV_NL	Max	310757.11	94585.67	1106.77	1789.32	1108.01



Autorità Portuale di Taranto
Interventi per il dragaggio di 2,3 M³ di sedimenti in area Molo Polisettoriale e per la realizzazione di un primo lotto della cassa di colmata funzionale all'ampliamento del V Sporgente del Porto di Taranto

Allegati alla relazione di calcolo strutturale allineamento "BC"

Data 05/2016
Rev. B
c.d.c.: C296A
514B

457	268	SX95	SLU_ENV_NL	Max	317165.07	94990.88	2117.71	4367.07	1108.01
457	268	SX94	SLU_ENV_NL	Min	-346427.85	-104628.98	-908.63	-4195.78	-1106.35
457	268	SX81	SLU_ENV_NL	Min	-349304.96	-104637.53	-1919.57	619.77	-1106.35
457	268	SX82	SLU_ENV_NL	Min	-277282.07	-82013.64	-687.92	619.77	-2075.01
457	268	SX95	SLU_ENV_NL	Min	-281622.53	-84517.97	-108.38	-4195.78	-2075.01
458	806	DX249	SLU_ENV_NL	Max	18488.91	6703.21	2024.77	1858.87	177.45
458	806	DX236	SLU_ENV_NL	Max	17392.36	3122.71	3723.84	4467.14	177.45
458	806	DX237	SLU_ENV_NL	Max	154903.03	47815.65	2883.17	4467.14	-116.91
458	806	DX250	SLU_ENV_NL	Max	140093.03	40577.06	1746.92	1858.87	-116.91
458	806	DX249	SLU_ENV_NL	Min	-1729.23	-1561.37	1827.54	382.79	135.33
458	806	DX236	SLU_ENV_NL	Min	1314.81	2179.31	-664.21	2063.27	135.33
458	806	DX237	SLU_ENV_NL	Min	77180.89	21578.03	-942.06	2063.27	-214.04
458	806	DX250	SLU_ENV_NL	Min	72926.18	23523.29	986.88	382.79	-214.04
459	269	SX97	SLU_ENV_NL	Max	441.30	-376.89	-215.05	1472.40	2764.16
459	269	SX84	SLU_ENV_NL	Max	-4577.22	-2124.96	-315.10	3071.64	2764.16
459	269	SX85	SLU_ENV_NL	Max	62845.68	21321.62	-38.72	3071.64	743.49
459	269	SX98	SLU_ENV_NL	Max	62562.32	16357.31	435.74	1472.40	743.49
459	269	SX97	SLU_ENV_NL	Min	-63137.63	-21428.11	-260.13	-3363.24	-785.80
459	269	SX84	SLU_ENV_NL	Min	-61087.71	-15809.11	-837.65	-309.96	-785.80
459	269	SX85	SLU_ENV_NL	Min	-32121.86	-9953.30	-186.87	-309.96	-2757.04
459	269	SX98	SLU_ENV_NL	Min	-34634.75	-9921.42	16.25	-3363.24	-2757.04
460	270	SX98	SLU_ENV_NL	Max	62562.20	16357.27	-16.35	3298.71	743.48
460	270	SX85	SLU_ENV_NL	Max	62845.22	21321.48	199.23	309.96	743.48
460	270	SX86	SLU_ENV_NL	Max	-7709.91	-3059.22	829.22	309.96	2727.99
460	270	SX99	SLU_ENV_NL	Max	-2775.73	-1351.33	260.22	3298.71	2727.99
460	270	SX98	SLU_ENV_NL	Min	-32964.38	-9427.63	-426.76	-1472.41	-2721.09
460	270	SX85	SLU_ENV_NL	Min	-30456.89	-9446.49	38.63	-3052.21	-2721.09
460	270	SX86	SLU_ENV_NL	Min	-61088.23	-15809.27	315.21	-3052.21	-785.79
460	270	SX99	SLU_ENV_NL	Min	-63137.82	-21428.19	203.23	-1472.41	-785.79
461	807	DX235	SLU_ENV_NL	Max	856.04	2310.98	3121.60	269.64	41.34
461	807	DX222	SLU_ENV_NL	Max	-321.09	687.80	2699.47	673.46	41.34
461	807	DX223	SLU_ENV_NL	Max	22436.27	5258.43	2783.54	673.46	-18.16
461	807	DX236	SLU_ENV_NL	Max	22102.97	8340.97	3205.67	269.64	-18.16
461	807	DX235	SLU_ENV_NL	Min	-418.80	-1883.52	-514.30	-17.77	1.09
461	807	DX222	SLU_ENV_NL	Min	-346.81	-1233.94	1204.06	110.54	1.09
461	807	DX223	SLU_ENV_NL	Min	1785.43	1408.41	1139.66	110.54	-19.25
461	807	DX236	SLU_ENV_NL	Min	1805.66	-1141.71	-578.71	-17.77	-19.25
462	271	SX101	SLU_ENV_NL	Max	317165.64	94991.07	86.11	4125.89	1108.02
462	271	SX88	SLU_ENV_NL	Max	310757.44	94585.79	698.53	-644.54	1108.02
462	271	SX89	SLU_ENV_NL	Max	97438.51	29489.18	1919.66	-644.54	2042.45
462	271	SX102	SLU_ENV_NL	Max	98043.83	28687.45	908.66	4125.89	2042.45
462	271	SX101	SLU_ENV_NL	Min	-278655.85	-83590.02	-2117.81	-4367.09	-2055.50
462	271	SX88	SLU_ENV_NL	Min	-274369.13	-81128.19	-1106.81	-1789.32	-2055.50
462	271	SX89	SLU_ENV_NL	Min	-349306.07	-104637.93	-194.59	-1789.32	-1106.36
462	271	SX102	SLU_ENV_NL	Min	-346428.76	-104629.30	-807.01	-4367.09	-1106.36
463	272	SX116	SLU_ENV_NL	Max	-5368.28	-1323.03	165.76	8086.71	-36.46
463	272	SX129	SLU_ENV_NL	Max	-394.67	107.14	1329.60	6842.46	-36.46
463	272	SX128	SLU_ENV_NL	Max	-43399.81	-13779.63	1302.39	6842.46	102.83
463	272	SX115	SLU_ENV_NL	Max	-41423.09	-12040.40	385.44	8086.71	102.83
463	272	SX116	SLU_ENV_NL	Min	-6948.14	-1528.18	-1027.88	1065.91	-83.90
463	272	SX129	SLU_ENV_NL	Min	-9910.54	-3569.64	1082.71	680.79	-83.90
463	272	SX128	SLU_ENV_NL	Min	-287635.21	-86444.52	467.26	680.79	21.34
463	272	SX115	SLU_ENV_NL	Min	-299021.38	-89746.59	-1890.22	1065.91	21.34
464	273	SX130	SLU_ENV_NL	Max	385.84	749.42	1750.19	315.65	-3.06
464	273	SX143	SLU_ENV_NL	Max	1494.52	82.22	758.37	236.08	-3.06
464	273	SX142	SLU_ENV_NL	Max	-5811.73	-2287.95	784.88	236.08	6.50
464	273	SX129	SLU_ENV_NL	Max	-9095.39	-2271.45	1776.70	315.65	6.50
464	273	SX130	SLU_ENV_NL	Min	-1096.38	-249.80	-151.08	228.51	-12.24
464	273	SX143	SLU_ENV_NL	Min	-295.90	-815.57	749.15	164.84	-12.24
464	273	SX142	SLU_ENV_NL	Min	-11047.23	-3840.14	425.00	164.84	-0.30
464	273	SX129	SLU_ENV_NL	Min	-10330.73	-2816.91	-475.23	228.51	-0.30
465	274	SX79	SLU_ENV_NL	Max	734.36	2680.12	-103.17	-204.79	66.32
465	274	SX66	SLU_ENV_NL	Max	3405.13	4590.97	8394.06	33.38	66.32
465	274	SX67	SLU_ENV_NL	Max	-10628.23	-2334.47	7852.40	33.38	5.41
465	274	SX80	SLU_ENV_NL	Max	-9147.74	-3089.88	59.82	-204.79	5.41
465	274	SX79	SLU_ENV_NL	Min	-981.30	-288.33	-139.69	-906.55	-7.72
465	274	SX66	SLU_ENV_NL	Min	-272.61	69.68	-885.61	-287.21	-7.72
465	274	SX67	SLU_ENV_NL	Min	-13878.81	-2868.55	-722.61	-287.21	-83.39
465	274	SX80	SLU_ENV_NL	Min	-19613.82	-4690.73	-681.34	-906.55	-83.39
466	275	SX80	SLU_ENV_NL	Max	-443.48	-443.95	489.61	-2642.44	157.41
466	275	SX67	SLU_ENV_NL	Max	-4532.46	521.73	6718.64	138.76	157.41
466	275	SX68	SLU_ENV_NL	Max	-46181.66	-13086.25	3827.64	138.76	175.12
466	275	SX81	SLU_ENV_NL	Max	-80035.52	-24004.68	1385.92	-2642.44	175.12
466	275	SX80	SLU_ENV_NL	Min	-29809.98	-7801.87	345.41	-7110.15	-154.87
466	275	SX67	SLU_ENV_NL	Min	-7633.88	-2004.89	-996.33	-9452.66	-154.87
466	275	SX68	SLU_ENV_NL	Min	-314699.30	-93786.30	44.18	-9452.66	-234.38
466	275	SX81	SLU_ENV_NL	Min	-301166.05	-90286.30	-2401.38	-7110.15	-234.38
467	276	SX81	SLU_ENV_NL	Max	103238.82	30759.70	361.42	4021.09	1503.08
467	276	SX68	SLU_ENV_NL	Max	103996.54	32097.91	1134.96	2085.60	1503.08
467	276	SX69	SLU_ENV_NL	Max	310113.79	93055.69	-91.13	2085.60	825.52
467	276	SX82	SLU_ENV_NL	Max	309231.03	91753.71	-807.17	4021.09	825.52



467	276	SX81	SLU_ENV_NL	Min	-348574.83	-104458.76	318.69	-3518.59	-837.13
467	276	SX68	SLU_ENV_NL	Min	-345049.29	-102854.24	925.81	-0.42	-837.13
467	276	SX69	SLU_ENV_NL	Min	-272605.58	-81487.38	-242.79	-0.42	-1519.14
467	276	SX82	SLU_ENV_NL	Min	-276763.22	-84167.16	-907.40	-3518.59	-1519.14
468	808	DX236	SLU_ENV_NL	Max	16858.29	6750.50	4192.90	1807.49	244.92
468	808	DX223	SLU_ENV_NL	Max	27130.74	6683.84	1806.77	5349.52	244.92
468	808	DX224	SLU_ENV_NL	Max	175460.55	53992.27	642.05	5349.52	-92.62
468	808	DX237	SLU_ENV_NL	Max	157784.37	45979.42	3028.18	1807.49	-92.62
468	808	DX236	SLU_ENV_NL	Min	-3615.73	-2815.12	62.56	824.81	86.68
468	808	DX223	SLU_ENV_NL	Min	2644.19	1713.03	548.79	2019.37	86.68
468	808	DX224	SLU_ENV_NL	Min	96796.82	27444.40	-982.34	2019.37	-286.72
468	808	DX237	SLU_ENV_NL	Min	80008.83	25596.47	-1468.57	824.81	-286.72
469	277	SX84	SLU_ENV_NL	Max	-6213.53	-1444.83	-206.91	1398.59	2698.95
469	277	SX71	SLU_ENV_NL	Max	-11213.24	-2846.45	-116.96	3049.54	2698.95
469	277	SX72	SLU_ENV_NL	Max	61027.22	20201.46	373.19	3049.54	697.31
469	277	SX85	SLU_ENV_NL	Max	60962.90	16654.82	-60.62	1398.59	697.31
469	277	SX84	SLU_ENV_NL	Min	-61885.41	-20077.25	-894.56	-3236.42	-727.93
469	277	SX71	SLU_ENV_NL	Min	-60097.98	-15963.53	-391.25	-262.51	-727.93
469	277	SX72	SLU_ENV_NL	Min	-27606.37	-8579.00	29.33	-262.51	-2694.47
469	277	SX85	SLU_ENV_NL	Min	-29953.42	-8859.65	-130.13	-3236.42	-2694.47
470	278	SX85	SLU_ENV_NL	Max	60962.43	16654.68	142.72	3180.26	697.31
470	278	SX72	SLU_ENV_NL	Max	61027.16	20201.44	-29.21	262.51	697.31
470	278	SX73	SLU_ENV_NL	Max	-14246.40	-3746.21	379.10	262.51	2669.45
470	278	SX86	SLU_ENV_NL	Max	-9325.22	-2381.00	884.17	3180.26	2669.45
470	278	SX85	SLU_ENV_NL	Min	-28316.53	-8374.56	60.75	-1398.61	-2665.17
470	278	SX72	SLU_ENV_NL	Min	-25963.28	-8080.09	-362.34	-3037.26	-2665.17
470	278	SX73	SLU_ENV_NL	Min	-60098.06	-15963.53	116.83	-3037.26	-727.93
470	278	SX86	SLU_ENV_NL	Min	-61885.92	-20077.39	206.80	-1398.61	-727.93
471	809	DX222	SLU_ENV_NL	Max	6.33	1139.97	2824.31	393.02	30.31
471	809	DX209	SLU_ENV_NL	Max	1196.99	2360.54	3246.31	648.47	30.31
471	809	DX210	SLU_ENV_NL	Max	23560.64	5637.82	3077.89	648.47	-8.02
471	809	DX223	SLU_ENV_NL	Max	23871.22	8844.80	2655.89	393.02	-8.02
471	809	DX222	SLU_ENV_NL	Min	-1083.29	-1229.36	1234.48	-47.96	3.75
471	809	DX209	SLU_ENV_NL	Min	-1197.96	-2337.85	-1613.49	165.37	3.75
471	809	DX210	SLU_ENV_NL	Min	4218.48	3186.87	-1641.65	165.37	-28.26
471	809	DX223	SLU_ENV_NL	Min	1376.56	-577.97	1206.32	-47.96	-28.26
472	279	SX88	SLU_ENV_NL	Max	309231.33	91753.78	934.28	3440.74	825.52
472	279	SX75	SLU_ENV_NL	Max	310114.04	93055.76	242.74	-15.41	825.52
472	279	SX76	SLU_ENV_NL	Max	96855.83	29960.67	-925.82	-15.41	1476.41
472	279	SX89	SLU_ENV_NL	Max	96023.31	28605.07	-318.90	3440.74	1476.41
472	279	SX88	SLU_ENV_NL	Min	-273877.26	-83321.82	807.19	-4021.11	-1492.53
472	279	SX75	SLU_ENV_NL	Min	-269708.44	-80646.23	93.10	-2085.59	-1492.53
472	279	SX76	SLU_ENV_NL	Min	-345050.40	-102854.52	-1160.08	-2085.59	-837.14
472	279	SX89	SLU_ENV_NL	Min	-348575.91	-104459.03	-361.38	-4021.11	-837.14
473	280	SX129	SLU_ENV_NL	Max	-2888.85	-990.96	1171.81	8255.24	-18.45
473	280	SX142	SLU_ENV_NL	Max	-3047.76	-1422.75	1397.99	6135.29	-18.45
473	280	SX141	SLU_ENV_NL	Max	-41866.94	-13114.81	1319.16	6135.29	160.21
473	280	SX128	SLU_ENV_NL	Max	-42490.11	-11955.09	1092.98	8255.24	160.21
473	280	SX129	SLU_ENV_NL	Min	-9840.50	-2128.37	505.47	920.47	-157.94
473	280	SX142	SLU_ENV_NL	Min	-9849.25	-3476.77	-590.30	741.50	-157.94
473	280	SX141	SLU_ENV_NL	Min	-280720.46	-84380.75	-827.02	741.50	8.41
473	280	SX128	SLU_ENV_NL	Min	-285151.30	-85380.68	268.75	920.47	8.41
474	281	SX143	SLU_ENV_NL	Max	1598.28	661.77	800.06	303.02	-6.11
474	281	SX156	SLU_ENV_NL	Max	485.32	149.62	1786.12	238.51	-6.11
474	281	SX155	SLU_ENV_NL	Max	-8773.27	-1999.03	1683.30	238.51	1.53
474	281	SX142	SLU_ENV_NL	Max	-5465.58	-1367.82	752.48	303.02	1.53
474	281	SX143	SLU_ENV_NL	Min	45.02	647.94	416.02	212.69	-9.14
474	281	SX156	SLU_ENV_NL	Min	-1266.50	-464.72	-64.70	161.78	-9.14
474	281	SX155	SLU_ENV_NL	Min	-9921.53	-3775.81	271.76	161.78	0.54
474	281	SX142	SLU_ENV_NL	Min	-10618.84	-2739.27	697.24	212.69	0.54
475	282	SX142	SLU_ENV_NL	Max	-5809.65	-1500.33	1348.84	7914.65	-13.76
475	282	SX155	SLU_ENV_NL	Max	308.74	754.87	1824.36	5813.13	-13.76
475	282	SX154	SLU_ENV_NL	Max	-40821.43	-12963.66	934.12	5813.13	172.37
475	282	SX141	SLU_ENV_NL	Max	-41301.01	-11876.19	1258.91	7914.65	172.37
475	282	SX142	SLU_ENV_NL	Min	-9744.63	-2480.22	-704.97	872.61	-143.02
475	282	SX155	SLU_ENV_NL	Min	-9325.46	-3593.78	1024.05	747.86	-143.02
475	282	SX154	SLU_ENV_NL	Min	-261951.12	-78348.97	689.40	747.86	4.96
475	282	SX141	SLU_ENV_NL	Min	-277697.24	-83432.06	-1839.93	872.61	4.96
476	283	SX66	SLU_ENV_NL	Max	151.28	204.42	8134.92	-19.60	-15.23
476	283	SX53	SLU_ENV_NL	Max	3101.35	830.35	181.80	-437.72	-15.23
476	283	SX54	SLU_ENV_NL	Max	-9511.05	-3133.71	-84.21	-437.72	41.49
476	283	SX67	SLU_ENV_NL	Max	-11158.71	-3358.58	8081.52	-19.60	41.49
476	283	SX66	SLU_ENV_NL	Min	-317.22	-6406.02	-685.33	-294.57	-44.90
476	283	SX53	SLU_ENV_NL	Min	812.36	-5331.14	-8351.47	-561.98	-44.90
476	283	SX54	SLU_ENV_NL	Min	-14655.39	-6547.10	-8404.87	-561.98	7.57
476	283	SX67	SLU_ENV_NL	Min	-14971.31	-7387.01	-951.34	-294.57	7.57
477	284	SX67	SLU_ENV_NL	Max	-7050.67	-2140.66	5377.31	-965.63	106.47
477	284	SX54	SLU_ENV_NL	Max	-4887.48	-3620.59	373.43	-1065.31	106.47
477	284	SX55	SLU_ENV_NL	Max	-42659.55	-12902.03	933.40	-1065.31	0.88
477	284	SX68	SLU_ENV_NL	Max	-44788.97	-14291.75	5141.35	-965.63	0.88
477	284	SX67	SLU_ENV_NL	Min	-8033.90	-5301.92	-1425.80	-9066.78	-13.16



Autorità Portuale di Taranto
Interventi per il dragaggio di 2,3 M m³ di sedimenti in area Molo Polisettoriale e per la realizzazione di un primo lotto della cassa di colmata funzionale all'ampliamento del V Sporgente del Porto di Taranto

Allegati alla relazione di calcolo strutturale allineamento "BC"

Data 05/2016
Rev. B
c.d.c.: C296A
514B

477	284	SX54	SLU_ENV_NL	Min	-14417.98	-4591.30	-5705.34	-7665.89	-13.16
477	284	SX55	SLU_ENV_NL	Min	-319813.89	-96411.42	-5941.30	-7665.89	-90.87
477	284	SX68	SLU_ENV_NL	Min	-315676.15	-94962.64	-865.83	-9066.78	-90.87
478	285	SX68	SLU_ENV_NL	Max	102656.58	30294.70	312.63	3943.51	1009.71
478	285	SX55	SLU_ENV_NL	Max	101445.11	30208.76	-286.54	2132.70	1009.71
478	285	SX56	SLU_ENV_NL	Max	306928.58	92890.75	40.63	2132.70	776.94
478	285	SX69	SLU_ENV_NL	Max	309495.66	92859.55	1031.80	3943.51	776.94
478	285	SX68	SLU_ENV_NL	Min	-344885.01	-104170.95	69.60	-2915.53	-778.60
478	285	SX55	SLU_ENV_NL	Min	-345105.79	-103785.52	-954.33	-559.93	-778.60
478	285	SX56	SLU_ENV_NL	Min	-271304.48	-80463.42	7.87	-559.93	-1013.82
478	285	SX69	SLU_ENV_NL	Min	-271833.72	-81577.82	639.79	-2915.53	-1013.82
479	810	DX223	SLU_ENV_NL	Max	26956.00	9754.86	1774.79	3076.41	112.73
479	810	DX210	SLU_ENV_NL	Max	18076.98	4008.10	4028.66	4775.09	112.73
479	810	DX211	SLU_ENV_NL	Max	187057.22	57532.93	3608.90	4775.09	-38.44
479	810	DX224	SLU_ENV_NL	Max	177755.27	51827.15	1355.03	3076.41	-38.44
479	810	DX223	SLU_ENV_NL	Min	-1228.85	-1382.93	-414.16	1181.15	75.15
479	810	DX210	SLU_ENV_NL	Min	-606.41	1762.74	-43.03	1937.88	75.15
479	810	DX211	SLU_ENV_NL	Min	91646.08	25996.87	705.71	1937.88	-142.23
479	810	DX224	SLU_ENV_NL	Min	99038.54	31263.35	334.58	1181.15	-142.23
480	286	SX71	SLU_ENV_NL	Max	-13719.24	-4894.70	-297.05	449.92	2905.96
480	286	SX58	SLU_ENV_NL	Max	-19322.02	-6167.18	-444.80	3349.52	2905.96
480	286	SX59	SLU_ENV_NL	Max	60270.44	19499.93	-56.11	3349.52	-109.74
480	286	SX72	SLU_ENV_NL	Max	59719.27	16493.83	427.50	449.92	-109.74
480	286	SX71	SLU_ENV_NL	Min	-61102.94	-19965.59	-528.86	-3420.39	85.51
480	286	SX58	SLU_ENV_NL	Min	-61015.75	-16909.25	-1103.11	677.48	85.51
480	286	SX59	SLU_ENV_NL	Min	-22901.08	-6942.83	-146.76	677.48	-2902.69
480	286	SX72	SLU_ENV_NL	Min	-25360.55	-7398.02	91.65	-3420.39	-2902.69
481	287	SX72	SLU_ENV_NL	Max	59719.21	16493.81	-91.71	3373.00	-109.75
481	287	SX59	SLU_ENV_NL	Max	60270.20	19499.85	158.61	-677.50	-109.75
481	287	SX60	SLU_ENV_NL	Max	-22278.51	-7051.02	1094.95	-677.50	2883.61
481	287	SX73	SLU_ENV_NL	Max	-16739.39	-5807.67	517.38	3373.00	2883.61
481	287	SX72	SLU_ENV_NL	Min	-23739.60	-6916.27	-418.96	-449.91	-2880.51
481	287	SX59	SLU_ENV_NL	Min	-21270.89	-6449.23	56.06	-3345.09	-2880.51
481	287	SX60	SLU_ENV_NL	Min	-61016.06	-16909.36	444.87	-3345.09	85.52
481	287	SX73	SLU_ENV_NL	Min	-61103.03	-19965.63	297.10	-449.91	85.52
482	811	DX209	SLU_ENV_NL	Max	-261.01	472.87	3163.99	465.63	21.39
482	811	DX196	SLU_ENV_NL	Max	357.36	1031.41	4068.29	635.94	21.39
482	811	DX197	SLU_ENV_NL	Max	25816.39	5465.19	4085.81	635.94	-4.16
482	811	DX210	SLU_ENV_NL	Max	24478.68	7866.60	3181.51	465.63	-4.16
482	811	DX209	SLU_ENV_NL	Min	-604.15	-1695.20	-1499.69	-37.74	7.97
482	811	DX196	SLU_ENV_NL	Min	-529.13	-2294.10	-841.95	190.71	7.97
482	811	DX197	SLU_ENV_NL	Min	3982.50	1950.24	-1012.83	190.71	-26.31
482	811	DX210	SLU_ENV_NL	Min	3255.60	-826.97	-1670.57	-37.74	-26.31
483	288	SX75	SLU_ENV_NL	Max	309495.90	92859.62	-640.56	2827.80	776.98
483	288	SX62	SLU_ENV_NL	Max	306929.46	92891.03	-7.27	554.83	776.98
483	288	SX63	SLU_ENV_NL	Max	94407.82	28086.76	954.13	554.83	974.15
483	288	SX76	SLU_ENV_NL	Max	95530.95	28140.53	-69.86	2827.80	974.15
483	288	SX75	SLU_ENV_NL	Min	-268942.14	-80688.02	-1031.62	-3943.57	-978.39
483	288	SX62	SLU_ENV_NL	Min	-268402.63	-79573.96	-7.63	-2132.65	-978.39
483	288	SX63	SLU_ENV_NL	Min	-345106.13	-103785.69	290.47	-2132.65	-778.65
483	288	SX76	SLU_ENV_NL	Min	-344886.14	-104171.33	-342.82	-3943.57	-778.65
484	289	SX156	SLU_ENV_NL	Max	1024.47	1503.58	1691.67	278.67	4.05
484	289	SX169	SLU_ENV_NL	Max	2529.12	576.42	1955.08	259.22	4.05
484	289	SX168	SLU_ENV_NL	Max	-4444.97	-1840.04	1910.71	259.22	6.56
484	289	SX155	SLU_ENV_NL	Max	-9097.59	-1602.11	1751.75	278.67	6.56
484	289	SX156	SLU_ENV_NL	Min	-1562.09	-671.17	309.13	194.82	-9.07
484	289	SX169	SLU_ENV_NL	Min	155.83	-338.68	1850.63	178.08	-9.07
484	289	SX168	SLU_ENV_NL	Min	-10530.92	-3566.14	1496.31	178.08	-6.15
484	289	SX155	SLU_ENV_NL	Min	-9218.08	-3244.61	-149.64	194.82	-6.15
485	290	SX155	SLU_ENV_NL	Max	-3849.25	-1473.01	1136.08	8042.82	-5.48
485	290	SX168	SLU_ENV_NL	Max	-1173.06	-806.55	2629.86	4845.27	-5.48
485	290	SX167	SLU_ENV_NL	Max	-38153.09	-12152.03	2372.94	4845.27	248.29
485	290	SX154	SLU_ENV_NL	Max	-40190.77	-11189.73	789.40	8042.82	248.29
485	290	SX155	SLU_ENV_NL	Min	-8787.71	-1722.03	1046.32	814.27	-231.58
485	290	SX168	SLU_ENV_NL	Min	-6969.12	-2497.59	178.12	794.23	-231.58
485	290	SX167	SLU_ENV_NL	Min	-248115.01	-74576.55	-496.69	794.23	-2.47
485	290	SX154	SLU_ENV_NL	Min	-258382.61	-77837.00	461.27	814.27	-2.47
486	291	SX53	SLU_ENV_NL	Max	4840.67	1769.20	-386.65	544.90	-131.75
486	291	SX40	SLU_ENV_NL	Max	-321.66	1373.48	-388.08	-1356.09	-131.75
486	291	SX41	SLU_ENV_NL	Max	-22142.30	-5978.08	510.35	-1356.09	172.31
486	291	SX54	SLU_ENV_NL	Max	-10915.16	-2955.20	511.78	544.90	172.31
486	291	SX53	SLU_ENV_NL	Min	4081.76	991.19	-8851.63	442.57	-169.99
486	291	SX40	SLU_ENV_NL	Min	-1403.47	-199.25	-8120.82	-1604.19	-169.99
486	291	SX41	SLU_ENV_NL	Min	-25325.28	-6733.34	-7197.86	-1604.19	154.74
486	291	SX54	SLU_ENV_NL	Min	-15568.62	-5015.53	-7928.68	442.57	154.74
487	292	SX54	SLU_ENV_NL	Max	-86.89	-258.06	1327.71	1288.88	544.16
487	292	SX41	SLU_ENV_NL	Max	-6977.46	-2102.41	-136.68	-3412.82	544.16
487	292	SX42	SLU_ENV_NL	Max	-98299.01	-28121.09	-2935.64	-3412.82	438.44
487	292	SX55	SLU_ENV_NL	Max	-46897.49	-14389.04	-1586.38	1288.88	438.44
487	292	SX54	SLU_ENV_NL	Min	-21340.37	-6164.24	-7950.68	-11625.50	-349.11
487	292	SX41	SLU_ENV_NL	Min	-34549.33	-8858.25	-7224.65	-4301.76	-349.11



487	292	SX42	SLU_ENV_NL	Min	-267797.33	-79996.49	-3050.77	-4301.76	-612.76
487	292	SX55	SLU_ENV_NL	Min	-312365.93	-93086.58	-3661.66	-11625.50	-612.76
488	293	SX55	SLU_ENV_NL	Max	101229.89	30774.74	-2907.48	4176.44	317.55
488	293	SX42	SLU_ENV_NL	Max	92414.01	28284.33	-1997.88	1857.90	317.55
488	293	SX43	SLU_ENV_NL	Max	293429.76	88232.21	3773.37	1857.90	1004.23
488	293	SX56	SLU_ENV_NL	Max	305658.19	90657.24	3153.70	4176.44	1004.23
488	293	SX55	SLU_ENV_NL	Min	-344371.56	-103339.21	-3635.87	-2094.16	-987.46
488	293	SX42	SLU_ENV_NL	Min	-353952.91	-105109.32	-3016.20	-1374.19	-987.46
488	293	SX43	SLU_ENV_NL	Min	-280577.61	-84033.97	3504.82	-1374.19	-300.92
488	293	SX56	SLU_ENV_NL	Min	-271489.61	-82363.90	2595.22	-2094.16	-300.92
489	812	DX210	SLU_ENV_NL	Max	17935.05	5897.88	5106.79	2494.76	240.32
489	812	DX197	SLU_ENV_NL	Max	27762.27	6054.58	2159.26	6065.29	240.32
489	812	DX198	SLU_ENV_NL	Max	213447.04	65377.12	291.63	6065.29	-41.69
489	812	DX211	SLU_ENV_NL	Max	189358.45	55420.30	3239.17	2494.76	-41.69
489	812	DX210	SLU_ENV_NL	Min	-5083.23	-3376.61	1111.51	1394.45	36.99
489	812	DX197	SLU_ENV_NL	Min	8153.12	3249.41	-3766.35	1918.66	36.99
489	812	DX198	SLU_ENV_NL	Min	107012.28	30733.90	-5094.90	1918.66	-295.60
489	812	DX211	SLU_ENV_NL	Min	93399.94	29480.19	-217.03	1394.45	-295.60
490	294	SX58	SLU_ENV_NL	Max	-21520.28	-6490.95	-764.11	-804.15	3298.47
490	294	SX45	SLU_ENV_NL	Max	-28127.87	-7714.50	-723.16	3868.88	3298.47
490	294	SX46	SLU_ENV_NL	Max	61221.68	19648.15	356.10	3868.88	-1195.30
490	294	SX59	SLU_ENV_NL	Max	59966.24	16993.54	53.80	-804.15	-1195.30
490	294	SX58	SLU_ENV_NL	Min	-62350.60	-19866.39	-1317.36	-3817.41	1176.28
490	294	SX45	SLU_ENV_NL	Min	-64659.65	-17764.05	-919.75	1959.90	1176.28
490	294	SX46	SLU_ENV_NL	Min	-18003.09	-5533.25	94.75	1959.90	-3296.44
490	294	SX59	SLU_ENV_NL	Min	-20591.35	-6247.49	-41.51	-3817.41	-3296.44
491	295	SX59	SLU_ENV_NL	Max	59966.02	16993.48	43.59	3777.77	-1195.32
491	295	SX46	SLU_ENV_NL	Max	61221.39	19648.06	-94.79	-1959.94	-1195.32
491	295	SX47	SLU_ENV_NL	Max	-31046.93	-8582.54	917.99	-1959.94	3282.53
491	295	SX60	SLU_ENV_NL	Max	-24464.20	-7374.52	1317.30	3777.77	3282.53
491	295	SX59	SLU_ENV_NL	Min	-18977.46	-5766.60	-53.81	804.18	-3280.56
491	295	SX46	SLU_ENV_NL	Min	-16402.20	-5049.72	-355.72	-3871.52	-3280.56
491	295	SX47	SLU_ENV_NL	Min	-64660.16	-17764.18	723.19	-3871.52	1176.30
491	295	SX60	SLU_ENV_NL	Min	-62350.93	-19866.47	764.16	804.18	1176.30
492	813	DX196	SLU_ENV_NL	Max	1213.34	3816.30	4085.09	572.98	7.39
492	813	DX183	SLU_ENV_NL	Max	1223.19	1933.51	2463.26	553.77	7.39
492	813	DX184	SLU_ENV_NL	Max	27381.55	8613.98	2462.70	553.77	10.27
492	813	DX197	SLU_ENV_NL	Max	27658.84	11304.53	4084.53	572.98	10.27
492	813	DX196	SLU_ENV_NL	Min	-533.55	-1377.04	-826.46	39.99	-3.78
492	813	DX183	SLU_ENV_NL	Min	493.73	1207.13	1394.96	136.55	-3.78
492	813	DX184	SLU_ENV_NL	Min	4582.91	3480.23	1318.76	136.55	-18.26
492	813	DX197	SLU_ENV_NL	Min	3619.41	178.71	-902.65	39.99	-18.26
493	296	SX62	SLU_ENV_NL	Max	305659.06	90657.50	-2595.19	2000.13	1004.23
493	296	SX49	SLU_ENV_NL	Max	293429.14	88232.03	-3529.06	1376.77	1004.23
493	296	SX50	SLU_ENV_NL	Max	85400.62	26209.81	3016.63	1376.77	276.00
493	296	SX63	SLU_ENV_NL	Max	94220.26	28663.74	3636.35	2000.13	276.00
493	296	SX62	SLU_ENV_NL	Min	-268630.04	-81534.18	-3154.12	-4176.44	-259.48
493	296	SX49	SLU_ENV_NL	Min	-277800.24	-83213.03	-3773.84	-1857.91	-259.48
493	296	SX50	SLU_ENV_NL	Min	-353954.69	-105109.79	2004.78	-1857.91	-987.46
493	296	SX63	SLU_ENV_NL	Min	-344371.85	-103339.23	2938.65	-4176.44	-987.46
494	297	SX169	SLU_ENV_NL	Max	2993.66	1683.56	1819.65	176.69	17.33
494	297	SX182	SLU_ENV_NL	Max	-209.18	-701.93	1554.62	397.40	17.33
494	297	SX181	SLU_ENV_NL	Max	-11309.57	-3370.93	2190.07	397.40	-15.80
494	297	SX168	SLU_ENV_NL	Max	-4176.20	-502.82	2049.84	176.69	-15.80
494	297	SX169	SLU_ENV_NL	Min	88.50	-1026.27	1414.38	98.77	5.57
494	297	SX182	SLU_ENV_NL	Min	-2457.69	-724.64	-1004.88	312.99	5.57
494	297	SX181	SLU_ENV_NL	Min	-11745.18	-3630.17	-921.54	312.99	-26.58
494	297	SX168	SLU_ENV_NL	Min	-10713.52	-3711.68	1902.99	98.77	-26.58
495	298	SX168	SLU_ENV_NL	Max	-2888.75	-99.49	1950.24	6098.63	45.86
495	298	SX181	SLU_ENV_NL	Max	22420.97	6731.14	3514.25	6329.03	45.86
495	298	SX180	SLU_ENV_NL	Max	-49648.37	-14417.08	705.91	6329.03	11.29
495	298	SX167	SLU_ENV_NL	Max	-38375.16	-11421.66	2986.17	6098.63	11.29
495	298	SX168	SLU_ENV_NL	Min	-6510.45	-2439.32	810.36	517.35	41.01
495	298	SX181	SLU_ENV_NL	Min	-14711.30	-4531.45	-991.65	1199.48	41.01
495	298	SX180	SLU_ENV_NL	Min	-218197.99	-65928.40	44.28	1199.48	-61.36
495	298	SX167	SLU_ENV_NL	Min	-245830.04	-73386.02	-1997.98	517.35	-61.36
496	299	SX40	SLU_ENV_NL	Max	2600.63	2631.10	-479.92	508.89	-62.35
496	299	SX27	SLU_ENV_NL	Max	-1383.85	2422.11	1791.40	-1138.17	-62.35
496	299	SX28	SLU_ENV_NL	Max	-32941.09	-9039.68	2219.73	-1138.17	216.11
496	299	SX41	SLU_ENV_NL	Max	-25043.58	-7383.25	534.30	508.89	216.11
496	299	SX40	SLU_ENV_NL	Min	786.66	520.70	-7922.18	-322.13	-189.57
496	299	SX27	SLU_ENV_NL	Min	-2866.17	-1649.59	-2277.68	-2038.08	-189.57
496	299	SX28	SLU_ENV_NL	Min	-38122.84	-11848.09	-1263.46	-2038.08	67.63
496	299	SX41	SLU_ENV_NL	Min	-27723.20	-7928.37	-7493.86	-322.13	67.63
497	300	SX41	SLU_ENV_NL	Max	-19163.78	-5696.52	-1773.75	-1256.71	579.22
497	300	SX28	SLU_ENV_NL	Max	-27200.99	-8494.33	1148.84	-1923.14	579.22
497	300	SX29	SLU_ENV_NL	Max	-120035.38	-36349.86	1785.21	-1923.14	137.16
497	300	SX42	SLU_ENV_NL	Max	-104408.27	-32061.71	-2354.79	-1256.71	137.16
497	300	SX41	SLU_ENV_NL	Min	-29491.31	-8421.74	-5878.18	-10223.69	-111.32
497	300	SX28	SLU_ENV_NL	Min	-37992.12	-10592.05	582.96	-3020.61	-111.32
497	300	SX29	SLU_ENV_NL	Min	-236264.38	-71655.13	567.80	-3020.61	-590.08



Autorità Portuale di Taranto
Interventi per il dragaggio di 2,3 M m³ di sedimenti in area Molo Polisettoriale e per la realizzazione di un primo lotto della cassa di colmata funzionale all'ampliamento del V Sporgente del Porto di Taranto

Allegati alla relazione di calcolo strutturale allineamento "BC"

Data 05/2016
Rev. B
c.d.c.: C296A
514B



497	300	SX42	SLU_ENV_NL	Min	-255840.10	-77166.06	-4675.93	-10223.69	-590.08
498	301	SX42	SLU_ENV_NL	Max	91956.68	26999.68	-603.02	3981.51	105.55
498	301	SX29	SLU_ENV_NL	Max	88393.79	25915.62	-1427.32	2023.38	105.55
498	301	SX30	SLU_ENV_NL	Max	286821.81	86536.14	1093.43	2023.38	846.75
498	301	SX43	SLU_ENV_NL	Max	292822.18	88253.88	2059.89	3981.51	846.75
498	301	SX42	SLU_ENV_NL	Min	-353811.87	-106686.11	-899.41	-1854.30	-835.34
498	301	SX29	SLU_ENV_NL	Min	-357625.06	-107823.44	-2007.10	-1615.18	-835.34
498	301	SX30	SLU_ENV_NL	Min	-285049.82	-84539.81	952.19	-1615.18	-99.86
498	301	SX43	SLU_ENV_NL	Min	-280556.12	-84202.12	1917.73	-1854.30	-99.86
499	814	DX197	SLU_ENV_NL	Max	29163.33	11756.99	1787.92	4905.24	2.43
499	814	DX184	SLU_ENV_NL	Max	32738.57	10219.98	4807.09	3988.32	2.43
499	814	DX185	SLU_ENV_NL	Max	216476.12	66341.79	4607.74	3988.32	56.08
499	814	DX198	SLU_ENV_NL	Max	214142.91	62711.56	1588.56	4905.24	56.08
499	814	DX197	SLU_ENV_NL	Min	5949.74	889.94	-4025.80	1707.74	-81.55
499	814	DX184	SLU_ENV_NL	Min	9359.86	4901.18	4439.03	1668.85	-81.55
499	814	DX185	SLU_ENV_NL	Min	111340.65	32123.40	3998.23	1668.85	8.27
499	814	DX198	SLU_ENV_NL	Min	108240.48	33795.68	-4466.60	1707.74	8.27
500	302	SX45	SLU_ENV_NL	Max	-30910.03	-10310.86	-556.92	-683.62	2606.11
500	302	SX32	SLU_ENV_NL	Max	-36036.95	-10564.76	-568.44	3126.99	2606.11
500	302	SX33	SLU_ENV_NL	Max	62378.34	19068.01	52.03	3126.99	-1105.64
500	302	SX46	SLU_ENV_NL	Max	61568.87	18188.32	332.36	-683.62	-1105.64
500	302	SX45	SLU_ENV_NL	Min	-66198.08	-20274.99	-719.20	-2952.33	1101.02
500	302	SX32	SLU_ENV_NL	Min	-68542.24	-20000.63	-1122.20	1888.21	1101.02
500	302	SX33	SLU_ENV_NL	Min	-13602.65	-3753.90	-70.64	1888.21	-2610.01
500	302	SX46	SLU_ENV_NL	Min	-15835.16	-4984.31	63.54	-2952.33	-2610.01
501	303	SX46	SLU_ENV_NL	Max	61568.62	18188.25	-63.59	2920.73	-1105.65
501	303	SX33	SLU_ENV_NL	Max	62377.98	19067.90	74.12	-1888.26	-1105.65
501	303	SX34	SLU_ENV_NL	Max	-38933.21	-11433.30	1122.36	-1888.26	2596.90
501	303	SX47	SLU_ENV_NL	Max	-33824.08	-11189.47	715.98	2920.73	2596.90
501	303	SX46	SLU_ENV_NL	Min	-14244.95	-4509.13	-332.26	683.64	-2600.85
501	303	SX33	SLU_ENV_NL	Min	-12016.39	-3276.13	-52.06	-3137.25	-2600.85
501	303	SX34	SLU_ENV_NL	Min	-68543.00	-20000.87	568.49	-3137.25	1101.04
501	303	SX47	SLU_ENV_NL	Min	-66198.63	-20275.17	556.97	683.64	1101.04
502	815	DX183	SLU_ENV_NL	Max	1384.63	325.69	2487.07	874.12	-6.43
502	815	DX170	SLU_ENV_NL	Max	536.98	1440.96	1553.99	153.82	-6.43
502	815	DX171	SLU_ENV_NL	Max	20533.84	3821.87	1520.54	153.82	67.61
502	815	DX184	SLU_ENV_NL	Max	26873.28	8339.31	2453.62	874.12	67.61
502	815	DX183	SLU_ENV_NL	Min	-1058.39	-2877.08	1215.67	38.38	-40.47
502	815	DX170	SLU_ENV_NL	Min	-1968.11	-3298.59	-717.90	144.53	-40.47
502	815	DX171	SLU_ENV_NL	Min	4795.32	2903.96	-299.38	144.53	-22.36
502	815	DX184	SLU_ENV_NL	Min	3222.57	-1417.33	1634.19	38.38	-22.36
503	304	SX49	SLU_ENV_NL	Max	292821.54	88253.67	-1939.00	1770.24	846.82
503	304	SX36	SLU_ENV_NL	Max	286822.72	86536.41	-951.68	1608.68	846.82
503	304	SX37	SLU_ENV_NL	Max	81391.98	23818.15	2006.61	1608.68	72.18
503	304	SX50	SLU_ENV_NL	Max	84950.00	24869.57	898.87	1770.24	72.18
503	304	SX49	SLU_ENV_NL	Min	-277796.67	-83362.95	-2059.42	-3981.60	-66.61
503	304	SX36	SLU_ENV_NL	Min	-282346.74	-83705.30	-1084.50	-2023.30	-66.61
503	304	SX37	SLU_ENV_NL	Min	-357625.05	-107823.51	1456.04	-2023.30	-835.41
503	304	SX50	SLU_ENV_NL	Min	-353813.65	-106686.69	601.53	-3981.60	-835.41
504	305	SX182	SLU_ENV_NL	Max	797.46	1387.14	1666.32	96.99	36.78
504	305	SX195	SLU_ENV_NL	Max	1646.24	2747.39	-1298.58	368.20	36.78
504	305	SX194	SLU_ENV_NL	Max	-6385.35	910.33	-1565.36	368.20	1.82
504	305	SX181	SLU_ENV_NL	Max	-9697.40	-1476.07	1399.54	96.99	1.82
504	305	SX182	SLU_ENV_NL	Min	-2462.40	-3070.71	-905.94	54.21	6.59
504	305	SX195	SLU_ENV_NL	Min	-1533.48	-2628.25	-2327.35	287.14	6.59
504	305	SX194	SLU_ENV_NL	Min	-12759.10	-5718.51	-2158.91	287.14	-34.11
504	305	SX181	SLU_ENV_NL	Min	-10368.98	-4852.20	-737.50	54.21	-34.11
505	306	SX181	SLU_ENV_NL	Max	26856.54	6429.36	-602.01	301.65	683.99
505	306	SX194	SLU_ENV_NL	Max	-13479.52	-5824.73	1992.94	10124.06	683.99
505	306	SX193	SLU_ENV_NL	Max	-46636.00	-15575.35	10293.31	10124.06	-73.81
505	306	SX180	SLU_ENV_NL	Max	-42143.33	-10838.80	5871.42	301.65	-73.81
505	306	SX181	SLU_ENV_NL	Min	-10516.41	-1707.26	-2428.95	170.38	43.88
505	306	SX194	SLU_ENV_NL	Min	-28455.90	-5949.15	-2276.68	1085.81	43.88
505	306	SX193	SLU_ENV_NL	Min	-291043.49	-85319.45	-2001.64	1085.81	-809.81
505	306	SX180	SLU_ENV_NL	Min	-191223.67	-59825.77	-326.97	170.38	-809.81
506	307	SX27	SLU_ENV_NL	Max	214.52	843.92	2103.45	-422.60	-10.24
506	307	SX14	SLU_ENV_NL	Max	1473.49	207.39	778.63	-809.26	-10.24
506	307	SX15	SLU_ENV_NL	Max	-30556.40	-8792.69	1545.67	-809.26	105.10
506	307	SX28	SLU_ENV_NL	Max	-33838.83	-10098.22	1746.15	-422.60	105.10
506	307	SX27	SLU_ENV_NL	Min	-1865.93	-1118.79	-2250.10	-746.72	-90.45
506	307	SX14	SLU_ENV_NL	Min	-4672.14	-410.04	-788.30	-1650.31	-90.45
506	307	SX15	SLU_ENV_NL	Min	-49228.49	-14388.83	-1145.61	-1650.31	-0.28
506	307	SX28	SLU_ENV_NL	Min	-40495.07	-11980.10	-1483.06	-746.72	-0.28
507	308	SX28	SLU_ENV_NL	Max	-35693.63	-10565.91	1574.40	-2298.38	232.59
507	308	SX15	SLU_ENV_NL	Max	-24846.97	-7083.32	-741.34	-2260.97	232.59
507	308	SX16	SLU_ENV_NL	Max	-108051.08	-31557.61	-1404.93	-2260.97	-18.91
507	308	SX29	SLU_ENV_NL	Max	-121041.88	-35753.22	347.81	-2298.38	-18.91
507	308	SX28	SLU_ENV_NL	Min	-36936.20	-11023.98	886.13	-6756.11	-13.64
507	308	SX15	SLU_ENV_NL	Min	-35434.50	-10224.39	-960.36	-3323.52	-13.64
507	308	SX16	SLU_ENV_NL	Min	-213821.69	-63387.02	-2186.96	-3323.52	-250.96
507	308	SX29	SLU_ENV_NL	Min	-227187.76	-67636.94	222.54	-6756.11	-250.96



Autorità Portuale di Taranto
Interventi per il dragaggio di 2,3 M³ di sedimenti in area Molo Polisettoriale e per la realizzazione di un primo lotto della cassa di colmata funzionale all'ampliamento del V Sporgente del Porto di Taranto

Allegati alla relazione di calcolo strutturale allineamento "BC"

Data 05/2016
Rev. B
c.d.c.: C296A
514B



508	309	SX29	SLU_ENV_NL	Max	88814.20	27134.05	-1122.43	3616.86	-144.58
508	309	SX16	SLU_ENV_NL	Max	86651.42	26784.52	-175.01	2356.44	-144.58
508	309	SX17	SLU_ENV_NL	Max	282135.53	84164.19	1453.58	2356.44	545.22
508	309	SX30	SLU_ENV_NL	Max	286018.85	85371.40	633.75	3616.86	545.22
508	309	SX29	SLU_ENV_NL	Min	-356729.83	-106351.11	-1341.90	-1573.17	-537.51
508	309	SX16	SLU_ENV_NL	Min	-359404.80	-107072.22	-522.08	-1912.80	-537.51
508	309	SX17	SLU_ENV_NL	Min	-288423.61	-86528.26	1404.23	-1912.80	147.17
508	309	SX30	SLU_ENV_NL	Min	-285611.80	-86230.12	456.81	-1573.17	147.17
509	816	DX184	SLU_ENV_NL	Max	34112.07	10544.17	3695.77	5378.58	-129.60
509	816	DX171	SLU_ENV_NL	Max	14131.06	1867.81	161.71	3046.76	-129.60
509	816	DX172	SLU_ENV_NL	Max	179310.06	55903.21	3166.82	3046.76	196.69
509	816	DX185	SLU_ENV_NL	Max	213393.22	62224.22	6700.89	5378.58	196.69
509	816	DX184	SLU_ENV_NL	Min	9921.00	612.90	3182.29	2629.12	-160.52
509	816	DX171	SLU_ENV_NL	Min	-10662.28	-1754.02	-1881.36	455.22	-160.52
509	816	DX172	SLU_ENV_NL	Min	81498.42	23047.34	613.83	455.22	189.48
509	816	DX185	SLU_ENV_NL	Min	110776.74	34497.83	5677.48	2629.12	189.48
510	310	SX32	SLU_ENV_NL	Max	-37456.54	-11129.01	-283.39	-4.92	1067.81
510	310	SX19	SLU_ENV_NL	Max	-39585.64	-11160.51	-197.47	1369.48	1067.81
510	310	SX20	SLU_ENV_NL	Max	63159.07	18918.41	260.74	1369.48	-534.74
510	310	SX33	SLU_ENV_NL	Max	62904.97	18962.12	13.31	-4.92	-534.74
510	310	SX32	SLU_ENV_NL	Min	-69310.03	-20698.63	-613.50	-1122.07	536.28
510	310	SX19	SLU_ENV_NL	Min	-70578.86	-21040.48	-254.96	1243.35	536.28
510	310	SX20	SLU_ENV_NL	Min	-11504.99	-3365.10	41.74	1243.35	-1069.96
510	310	SX33	SLU_ENV_NL	Min	-12406.34	-3933.92	-155.28	-1122.07	-1069.96
511	311	SX33	SLU_ENV_NL	Max	62904.63	18962.03	153.06	1097.44	-534.75
511	311	SX20	SLU_ENV_NL	Max	63158.42	18918.21	-41.84	-1243.38	-534.75
511	311	SX21	SLU_ENV_NL	Max	-42482.95	-12024.85	255.06	-1243.38	1064.52
511	311	SX34	SLU_ENV_NL	Max	-40347.62	-11993.73	617.54	1097.44	1064.52
511	311	SX33	SLU_ENV_NL	Min	-10825.37	-3460.32	-13.40	4.93	-1066.66
511	311	SX20	SLU_ENV_NL	Min	-9937.43	-2894.14	-264.76	-1386.46	-1066.66
511	311	SX21	SLU_ENV_NL	Min	-70580.01	-21040.80	199.71	-1386.46	536.29
511	311	SX34	SLU_ENV_NL	Min	-69310.81	-20698.84	283.50	4.93	536.29
512	817	DX170	SLU_ENV_NL	Max	-37.14	-42.12	1834.30	900.60	3.85
512	817	DX157	SLU_ENV_NL	Max	-382.08	4.84	1032.29	303.03	3.85
512	817	DX158	SLU_ENV_NL	Max	21206.07	6550.96	1070.30	303.03	45.70
512	817	DX171	SLU_ENV_NL	Max	24234.61	7030.50	1872.30	900.60	45.70
512	817	DX170	SLU_ENV_NL	Min	-47.60	-398.31	-697.53	109.15	-43.97
512	817	DX157	SLU_ENV_NL	Min	-1339.25	-462.50	359.26	157.07	-43.97
512	817	DX158	SLU_ENV_NL	Min	4793.30	1246.55	601.08	157.07	-3.34
512	817	DX171	SLU_ENV_NL	Min	5144.94	1309.02	-455.71	109.15	-3.34
513	312	SX36	SLU_ENV_NL	Max	286019.76	85371.69	-448.49	1512.07	545.19
513	312	SX23	SLU_ENV_NL	Max	282134.38	84163.85	-1426.39	1884.21	545.19
513	312	SX24	SLU_ENV_NL	Max	79657.68	24714.56	522.70	1884.21	-158.57
513	312	SX37	SLU_ENV_NL	Max	81831.18	25050.28	1342.55	1512.07	-158.57
513	312	SX36	SLU_ENV_NL	Min	-282940.11	-85451.30	-634.36	-3616.82	161.11
513	312	SX23	SLU_ENV_NL	Min	-285788.35	-85751.24	-1454.21	-2356.49	161.11
513	312	SX24	SLU_ENV_NL	Min	-359406.88	-107072.80	169.61	-2356.49	-537.48
513	312	SX37	SLU_ENV_NL	Min	-356729.76	-106351.04	1147.51	-3616.82	-537.48
514	313	SX195	SLU_ENV_NL	Max	817.41	1368.70	-1479.96	277.20	11.00
514	313	SX208	SLU_ENV_NL	Max	1472.89	2986.23	7439.45	204.66	11.00
514	313	SX207	SLU_ENV_NL	Max	-8320.53	-1680.24	7520.28	204.66	10.68
514	313	SX194	SLU_ENV_NL	Max	-8213.00	-2242.75	-1399.14	277.20	10.68
514	313	SX195	SLU_ENV_NL	Min	-232.55	-371.30	-2196.40	200.52	-13.27
514	313	SX208	SLU_ENV_NL	Min	88.82	-1075.28	-1457.32	202.63	-13.27
514	313	SX207	SLU_ENV_NL	Min	-10824.57	-4493.73	-1614.40	202.63	-2.38
514	313	SX194	SLU_ENV_NL	Min	-11818.22	-4825.91	-2353.47	200.52	-2.38
515	314	SX194	SLU_ENV_NL	Max	-12123.54	-2339.22	4931.42	3934.82	334.44
515	314	SX207	SLU_ENV_NL	Max	-12473.50	-4983.53	1203.42	8362.07	334.44
515	314	SX206	SLU_ENV_NL	Max	-45962.14	-15080.60	2133.96	8362.07	12.35
515	314	SX193	SLU_ENV_NL	Max	-46007.71	-12571.06	5861.96	3934.82	12.35
515	314	SX194	SLU_ENV_NL	Min	-21212.04	-8668.61	-2175.57	861.00	-29.53
515	314	SX207	SLU_ENV_NL	Min	-21850.06	-5796.11	-1812.36	581.92	-29.53
515	314	SX206	SLU_ENV_NL	Min	-316156.35	-93290.76	-1883.91	581.92	-329.98
515	314	SX193	SLU_ENV_NL	Min	-301072.27	-91758.64	-2247.12	861.00	-329.98
519	818	DX171	SLU_ENV_NL	Max	21611.89	6281.21	2799.62	5758.67	-29.26
519	818	DX158	SLU_ENV_NL	Max	16999.65	5251.51	1189.85	5530.59	-29.26
519	818	DX159	SLU_ENV_NL	Max	220879.67	66464.18	1958.38	5530.59	143.16
519	818	DX172	SLU_ENV_NL	Max	209866.90	63188.98	1736.86	5758.67	143.16
519	818	DX171	SLU_ENV_NL	Min	-8895.41	-2896.07	-1047.98	2708.16	-128.64
519	818	DX158	SLU_ENV_NL	Min	322.63	-101.66	196.31	897.28	-128.64
519	818	DX159	SLU_ENV_NL	Min	84563.16	25048.94	-866.45	897.28	4.98
519	818	DX172	SLU_ENV_NL	Min	94353.53	27650.46	-279.46	2708.16	4.98
522	819	DX157	SLU_ENV_NL	Max	-423.90	757.68	1091.83	583.59	2.57
522	819	DX144	SLU_ENV_NL	Max	466.46	1137.41	2092.60	508.20	2.57
522	819	DX145	SLU_ENV_NL	Max	20369.88	5432.42	2066.52	508.20	11.19
522	819	DX158	SLU_ENV_NL	Max	20879.34	6907.92	1027.76	583.59	11.19
522	819	DX157	SLU_ENV_NL	Min	-679.58	-254.35	528.19	84.57	-0.12
522	819	DX144	SLU_ENV_NL	Min	-547.33	-534.17	1289.00	194.54	-0.12
522	819	DX145	SLU_ENV_NL	Min	5986.59	2755.06	1224.93	194.54	-13.93
522	819	DX158	SLU_ENV_NL	Min	4915.05	1304.81	502.11	84.57	-13.93
524	315	SX208	SLU_ENV_NL	Max	713.33	1490.86	7318.22	307.39	3.78



Autorità Portuale di Taranto
Interventi per il dragaggio di 2,3 M m³ di sedimenti in area Molo Polisettoriale e per la realizzazione di un primo lotto della cassa di colmata funzionale all'ampliamento del V Sporgente del Porto di Taranto

Allegati alla relazione di calcolo strutturale allineamento "BC"

Data 05/2016
Rev. B
c.d.c.: C296A
514B



524	315	SX221	SLU_ENV_NL	Max	-670.04	528.34	1835.96	182.77	3.78
524	315	SX220	SLU_ENV_NL	Max	-10322.02	-1392.95	2131.78	182.77	9.84
524	315	SX207	SLU_ENV_NL	Max	-8824.57	-1676.22	7614.05	307.39	9.84
524	315	SX208	SLU_ENV_NL	Min	99.68	-1666.58	-1559.69	223.15	-23.59
524	315	SX221	SLU_ENV_NL	Min	-1298.48	-1616.39	-1516.00	125.22	-23.59
524	315	SX220	SLU_ENV_NL	Min	-11327.79	-4518.75	-1510.87	125.22	3.75
524	315	SX207	SLU_ENV_NL	Min	-9833.99	-3284.94	-1554.57	223.15	3.75
525	316	SX207	SLU_ENV_NL	Max	-12201.05	-2394.15	2918.23	8725.23	-47.74
525	316	SX220	SLU_ENV_NL	Max	8041.73	4481.07	6851.89	3498.69	-47.74
525	316	SX219	SLU_ENV_NL	Max	-35448.33	-12055.63	2821.60	3498.69	440.86
525	316	SX206	SLU_ENV_NL	Max	-44555.66	-12073.59	-1112.06	8725.23	440.86
525	316	SX207	SLU_ENV_NL	Min	-22835.44	-7551.36	-1518.43	956.77	-343.52
525	316	SX220	SLU_ENV_NL	Min	-7015.53	-3519.00	-1513.00	345.11	-343.52
525	316	SX219	SLU_ENV_NL	Min	-268923.35	-79227.10	-2357.01	345.11	44.05
525	316	SX206	SLU_ENV_NL	Min	-316629.38	-96396.87	-2362.45	956.77	44.05
526	317	SX221	SLU_ENV_NL	Max	158.38	1963.15	2184.97	304.84	14.40
526	317	SX234	SLU_ENV_NL	Max	3044.67	2329.04	3825.22	201.58	14.40
526	317	SX233	SLU_ENV_NL	Max	-6826.62	-953.11	3353.36	201.58	19.00
526	317	SX220	SLU_ENV_NL	Max	-9023.55	-1008.66	1713.11	304.84	19.00
526	317	SX221	SLU_ENV_NL	Min	-2287.98	-2608.10	-1436.53	232.23	-26.52
526	317	SX234	SLU_ENV_NL	Min	461.51	-679.44	-286.88	60.11	-26.52
526	317	SX233	SLU_ENV_NL	Min	-7396.95	-3262.16	-482.91	60.11	10.20
526	317	SX220	SLU_ENV_NL	Min	-12671.90	-6035.21	-1632.56	232.23	10.20
527	318	SX220	SLU_ENV_NL	Max	2781.87	-371.57	3794.71	6209.30	-67.09
527	318	SX233	SLU_ENV_NL	Max	-8424.12	-2079.00	1329.09	5169.04	-67.09
527	318	SX232	SLU_ENV_NL	Max	-32892.67	-11223.30	2511.91	5169.04	79.00
527	318	SX219	SLU_ENV_NL	Max	-33676.09	-8759.73	4977.53	6209.30	79.00
527	318	SX220	SLU_ENV_NL	Min	-6854.77	-1414.34	-1944.44	933.54	-77.11
527	318	SX233	SLU_ENV_NL	Min	-10630.49	-3556.77	-185.27	164.93	-77.11
527	318	SX232	SLU_ENV_NL	Min	-273019.44	-80244.00	-237.59	164.93	48.26
527	318	SX219	SLU_ENV_NL	Min	-266106.69	-81475.69	-1996.75	933.54	48.26
529	319	DX16	SLU_ENV_NL	Max	381651.01	114556.90	67.98	1672.30	347.87
529	319	SX16	SLU_ENV_NL	Max	368833.31	110740.38	293.85	1672.30	509.45
529	319	SX29	SLU_ENV_NL	Max	366477.46	109852.85	746.68	2539.40	509.45
529	319	DX29	SLU_ENV_NL	Max	379458.87	113776.06	876.40	2539.40	347.87
529	319	DX16	SLU_ENV_NL	Min	-252221.76	-75758.16	64.71	-1911.05	-513.72
529	319	SX16	SLU_ENV_NL	Min	-269709.97	-80976.03	-61.73	-1911.05	-352.78
529	319	SX29	SLU_ENV_NL	Min	-272655.81	-81733.71	-381.88	-2504.82	-352.78
529	319	DX29	SLU_ENV_NL	Min	-255678.25	-76611.84	-611.02	-2504.82	-513.72
530	320	DX29	SLU_ENV_NL	Max	379810.02	114110.18	3654.83	921.09	941.99
530	320	SX29	SLU_ENV_NL	Max	366998.61	110349.44	553.11	921.09	1406.84
530	320	SX42	SLU_ENV_NL	Max	367519.43	110005.97	1747.99	3311.69	1406.84
530	320	DX42	SLU_ENV_NL	Max	379433.73	113662.95	4849.71	3311.69	941.99
530	320	DX29	SLU_ENV_NL	Min	-256200.52	-77112.12	528.20	-1413.77	-1414.07
530	320	SX29	SLU_ENV_NL	Min	-273008.12	-82071.66	-2127.70	-1413.77	-949.01
530	320	SX42	SLU_ENV_NL	Min	-275418.59	-82456.36	-2874.54	-3016.31	-949.01
530	320	DX42	SLU_ENV_NL	Min	-258714.20	-77362.29	-218.65	-3016.31	-1414.07
531	321	DX42	SLU_ENV_NL	Max	380025.79	114225.79	7781.07	486.72	1231.35
531	321	SX42	SLU_ENV_NL	Max	368429.00	110872.27	3158.30	486.72	1936.55
531	321	SX55	SLU_ENV_NL	Max	364960.88	109144.70	3159.44	3782.85	1936.55
531	321	DX55	SLU_ENV_NL	Max	375790.24	112519.02	7782.21	3782.85	1231.35
531	321	DX42	SLU_ENV_NL	Min	-259626.04	-78236.15	-1002.30	-1176.11	-1952.88
531	321	SX42	SLU_ENV_NL	Min	-276013.01	-83027.05	-4286.19	-1176.11	-1248.79
531	321	SX55	SLU_ENV_NL	Min	-282916.49	-84651.80	-3981.99	-3277.93	-1248.79
531	321	DX55	SLU_ENV_NL	Min	-267278.09	-79835.09	-698.10	-3277.93	-1952.88
532	322	DX55	SLU_ENV_NL	Max	376358.70	113059.98	5849.21	636.84	856.93
532	322	SX55	SLU_ENV_NL	Max	365974.20	110110.70	4198.40	636.84	1790.71
532	322	SX68	SLU_ENV_NL	Max	368066.50	110101.51	3110.32	3673.71	1790.71
532	322	DX68	SLU_ENV_NL	Max	377406.73	113069.65	4761.14	3673.71	856.93
532	322	DX55	SLU_ENV_NL	Min	-268293.18	-80807.00	-1169.39	-1511.82	-1792.79
532	322	SX55	SLU_ENV_NL	Min	-283486.74	-85198.74	-2093.63	-1511.82	-858.09
532	322	SX68	SLU_ENV_NL	Min	-284283.58	-85132.36	-718.38	-2965.23	-858.09
532	322	DX68	SLU_ENV_NL	Min	-270055.71	-80697.67	205.86	-2965.23	-1792.79
533	323	DX68	SLU_ENV_NL	Max	377809.87	113455.23	3131.03	829.48	629.50
533	323	SX68	SLU_ENV_NL	Max	368983.42	110977.52	4660.74	829.48	1587.33
533	323	SX81	SLU_ENV_NL	Max	370198.05	110776.92	4717.88	3518.12	1587.33
533	323	DX81	SLU_ENV_NL	Max	378283.74	113372.86	3188.17	3518.12	629.50
533	323	DX68	SLU_ENV_NL	Min	-270972.62	-81573.68	-618.14	-1715.27	-1585.26
533	323	SX68	SLU_ENV_NL	Min	-284686.36	-85516.74	1544.44	-1715.27	-624.60
533	323	SX81	SLU_ENV_NL	Min	-285561.55	-85557.63	2490.73	-2778.06	-624.60
533	323	DX81	SLU_ENV_NL	Min	-273170.81	-81669.35	328.15	-2778.06	-1585.26
534	324	DX81	SLU_ENV_NL	Max	378702.68	113772.92	7605.67	811.27	913.42
534	324	SX81	SLU_ENV_NL	Max	371070.81	111611.05	3959.21	811.27	1628.89
534	324	SX94	SLU_ENV_NL	Max	374152.00	111955.79	4284.33	3571.59	1628.89
534	324	DX94	SLU_ENV_NL	Max	378822.50	113484.63	7930.78	3571.59	913.42
534	324	DX81	SLU_ENV_NL	Min	-274043.31	-82502.62	1197.50	-1478.29	-1628.28
534	324	SX81	SLU_ENV_NL	Min	-285980.65	-85958.21	1210.27	-1478.29	-919.93
534	324	SX94	SLU_ENV_NL	Min	-287832.99	-86185.88	1704.73	-3031.97	-919.93
534	324	DX94	SLU_ENV_NL	Min	-274465.92	-82050.15	1691.97	-3031.97	-1628.28
535	325	DX94	SLU_ENV_NL	Max	379386.98	114022.42	7371.34	709.07	1161.95
535	325	SX94	SLU_ENV_NL	Max	375074.81	112837.45	4909.70	709.07	1770.92



Autorità Portuale di Taranto
Interventi per il dragaggio di 2,3 M³ di sedimenti in area Molo Polisettoriale e per la realizzazione di un primo lotto della cassa di colmata funzionale all'ampliamento del V Sporgente del Porto di Taranto

Allegati alla relazione di calcolo strutturale allineamento "BC"

Data 05/2016
Rev. B
c.d.c.: C296A
514B



535	325	SX107	SLU_ENV_NL	Max	375986.59	112480.97	4411.49	3711.07	1770.92
535	325	DX107	SLU_ENV_NL	Max	377596.82	113072.73	6873.13	3711.07	1161.95
535	325	DX94	SLU_ENV_NL	Min	-275388.73	-82931.78	982.39	-1279.00	-1771.45
535	325	SX94	SLU_ENV_NL	Min	-288398.75	-86727.90	2285.14	-1279.00	-1168.67
535	325	SX107	SLU_ENV_NL	Min	-292696.00	-87600.52	2670.63	-3254.09	-1168.67
535	325	DX107	SLU_ENV_NL	Min	-278287.55	-83171.10	1367.89	-3254.09	-1771.45
536	326	DX107	SLU_ENV_NL	Max	378275.70	113720.18	6813.18	562.36	1335.94
536	326	SX107	SLU_ENV_NL	Max	377001.73	113450.97	4278.09	562.36	1969.42
536	326	SX120	SLU_ENV_NL	Max	380567.25	113819.72	3639.17	3898.79	1969.42
536	326	DX120	SLU_ENV_NL	Max	378943.27	113445.51	6174.25	3898.79	1335.94
536	326	DX107	SLU_ENV_NL	Min	-279302.56	-84140.68	1322.70	-1146.78	-1967.57
536	326	SX107	SLU_ENV_NL	Min	-293375.83	-88251.15	1916.50	-1146.78	-1339.10
536	326	SX120	SLU_ENV_NL	Min	-295585.84	-88437.36	2111.83	-3413.76	-1339.10
536	326	DX120	SLU_ENV_NL	Min	-279972.12	-83641.73	1518.03	-3413.76	-1967.57
537	327	DX120	SLU_ENV_NL	Max	379758.01	114222.99	5621.74	273.14	1663.11
537	327	SX120	SLU_ENV_NL	Max	381736.11	114936.48	4023.39	273.14	2336.96
537	327	SX133	SLU_ENV_NL	Max	383110.20	114517.41	3869.67	4235.23	2336.96
537	327	DX133	SLU_ENV_NL	Max	379560.74	113572.64	5468.02	4235.23	1663.11
537	327	DX120	SLU_ENV_NL	Min	-281140.93	-84758.33	543.84	-885.27	-2338.31
537	327	SX120	SLU_ENV_NL	Min	-296401.36	-89217.40	1959.95	-885.27	-1667.93
537	327	SX133	SLU_ENV_NL	Min	-300181.90	-89757.58	1568.73	-3708.20	-1667.93
537	327	DX133	SLU_ENV_NL	Min	-284796.11	-85022.79	152.61	-3708.20	-2338.31
538	328	DX133	SLU_ENV_NL	Max	380561.06	114527.35	6424.43	-50.14	2019.43
538	328	SX133	SLU_ENV_NL	Max	384491.65	115837.08	3865.74	-50.14	2752.09
538	328	SX146	SLU_ENV_NL	Max	388493.54	116058.48	2734.82	4614.34	2752.09
538	328	DX146	SLU_ENV_NL	Max	381577.30	114114.16	5293.52	4614.34	2019.43
538	328	DX133	SLU_ENV_NL	Min	-286177.68	-86342.86	-581.15	-603.98	-2751.99
538	328	SX133	SLU_ENV_NL	Min	-301183.04	-90715.04	-73.33	-603.98	-2023.18
538	328	SX146	SLU_ENV_NL	Min	-304515.51	-90994.53	432.77	-4029.92	-2023.18
538	328	DX146	SLU_ENV_NL	Min	-288096.63	-85939.44	-75.04	-4029.92	-2751.99
539	329	DX146	SLU_ENV_NL	Max	382886.98	115364.35	4808.25	34.02	2802.62
539	329	SX146	SLU_ENV_NL	Max	390221.28	117708.62	3407.24	34.02	3611.70
539	329	SX159	SLU_ENV_NL	Max	391679.27	116861.55	5365.23	5379.72	3611.70
539	329	DX159	SLU_ENV_NL	Max	383826.80	114649.79	6766.25	5379.72	2802.62
539	329	DX146	SLU_ENV_NL	Min	-289824.81	-87591.02	-1367.52	-745.71	-3616.31
539	329	SX146	SLU_ENV_NL	Min	-305826.09	-92247.69	-39.90	-745.71	-2808.14
539	329	SX159	SLU_ENV_NL	Min	-310921.87	-92776.70	-2646.74	-4720.86	-2808.14
539	329	DX159	SLU_ENV_NL	Min	-296142.12	-88199.06	-3974.36	-4720.86	-3616.31
540	330	DX159	SLU_ENV_NL	Max	385267.69	116025.12	3213.52	-249.63	2502.23
540	330	SX159	SLU_ENV_NL	Max	393599.01	118695.06	941.25	-249.63	3459.28
540	330	SX172	SLU_ENV_NL	Max	399369.97	119195.63	8216.60	5287.56	3459.28
540	330	DX172	SLU_ENV_NL	Max	386299.65	115445.09	11030.41	5287.56	2502.23
540	330	DX159	SLU_ENV_NL	Min	-298062.35	-90034.18	-658.92	-575.98	-3459.69
540	330	SX159	SLU_ENV_NL	Min	-312363.83	-94155.60	399.72	-575.98	-2507.84
540	330	SX172	SLU_ENV_NL	Min	-316721.29	-94569.94	-7634.02	-4495.45	-2507.84
540	330	DX172	SLU_ENV_NL	Min	-299734.25	-89304.80	-9234.19	-4495.45	-3459.69
541	331	DX172	SLU_ENV_NL	Max	318817.76	93800.80	27132.74	10932.63	11001.63
541	331	SX172	SLU_ENV_NL	Max	330327.66	97567.76	21944.41	10932.63	13293.94
541	331	SX185	SLU_ENV_NL	Max	299431.90	91360.11	26956.13	9675.30	13293.94
541	331	DX185	SLU_ENV_NL	Max	297882.36	91209.23	32144.45	9675.30	11001.63
541	331	DX172	SLU_ENV_NL	Min	-248994.38	-73175.18	-15598.09	-12864.61	-13303.16
541	331	SX172	SLU_ENV_NL	Min	-262284.23	-76843.21	-31495.09	-12864.61	-11029.27
541	331	SX185	SLU_ENV_NL	Min	-250721.00	-77058.36	-37084.28	-7737.62	-11029.27
541	331	DX185	SLU_ENV_NL	Min	-252970.89	-77414.40	-21187.27	-7737.62	-13303.16
542	332	DX185	SLU_ENV_NL	Max	292259.29	86142.62	27515.03	9375.76	9287.57
542	332	SX185	SLU_ENV_NL	Max	294745.30	87134.36	25246.81	9375.76	11071.95
542	332	SX198	SLU_ENV_NL	Max	278796.10	84928.06	23258.88	7905.21	11071.95
542	332	DX198	SLU_ENV_NL	Max	277133.84	84675.32	25527.10	7905.21	9287.57
542	332	DX185	SLU_ENV_NL	Min	-248287.55	-73199.53	-24421.75	-10862.89	-11074.41
542	332	SX185	SLU_ENV_NL	Min	-245098.97	-71995.18	-28878.83	-10862.89	-9296.87
542	332	SX198	SLU_ENV_NL	Min	-233164.08	-71483.73	-27130.51	-6373.76	-9296.87
542	332	DX198	SLU_ENV_NL	Min	-241528.66	-73745.33	-22673.42	-6373.76	-11074.41
543	333	DX198	SLU_ENV_NL	Max	272514.67	80514.17	24259.43	8120.10	7909.02
543	333	SX198	SLU_ENV_NL	Max	274828.02	81352.98	24430.86	8120.10	8949.84
543	333	SX211	SLU_ENV_NL	Max	268988.40	81791.95	22650.73	6200.30	8949.84
543	333	DX211	SLU_ENV_NL	Max	263640.99	80332.52	22479.30	6200.30	7909.02
543	333	DX198	SLU_ENV_NL	Min	-237561.04	-70171.79	-26023.24	-8967.68	-8948.37
543	333	SX198	SLU_ENV_NL	Min	-228544.99	-67322.88	-24616.78	-8967.68	-7904.95
543	333	SX211	SLU_ENV_NL	Min	-215549.08	-65905.34	-23123.04	-5281.57	-7904.95
543	333	DX211	SLU_ENV_NL	Min	-224077.79	-68319.86	-24529.50	-5281.57	-8948.37
544	334	DX211	SLU_ENV_NL	Max	259804.32	76876.20	23761.60	7306.17	7025.09
544	334	SX211	SLU_ENV_NL	Max	265542.09	78686.77	21528.05	7306.17	7679.53
544	334	SX224	SLU_ENV_NL	Max	250903.10	76246.79	20488.12	5204.78	7679.53
544	334	DX224	SLU_ENV_NL	Max	248714.16	75679.35	22721.67	5204.78	7025.09
544	334	DX211	SLU_ENV_NL	Min	-220632.04	-65216.55	-22197.97	-7814.09	-7682.74
544	334	SX211	SLU_ENV_NL	Min	-211712.57	-62449.53	-27085.45	-7814.09	-7035.52
544	334	SX224	SLU_ENV_NL	Min	-204031.79	-62273.77	-26326.28	-4609.60	-7035.52
544	334	DX224	SLU_ENV_NL	Min	-218090.57	-66400.23	-21438.80	-4609.60	-7682.74
545	335	DX224	SLU_ENV_NL	Max	245470.30	72756.70	21827.08	6492.26	6143.35
545	335	SX224	SLU_ENV_NL	Max	247863.35	73507.32	20880.30	6492.26	6378.00
545	335	SX237	SLU_ENV_NL	Max	241493.24	73299.66	19786.65	4167.97	6378.00



Autorità Portuale di Taranto
Interventi per il dragaggio di 2,3 M³ di sedimenti in area Molo Polisettoriale e per la realizzazione di un primo lotto della cassa di colmata funzionale all'ampliamento del V Sporgente del Porto di Taranto

Allegati alla relazione di calcolo strutturale allineamento "BC"

Data 05/2016
Rev. B
c.d.c.: C296A
514B



545	335	DX237	SLU_ENV_NL	Max	237697.22	72193.56	20733.43	4167.97	6143.35
545	335	DX224	SLU_ENV_NL	Min	-215051.81	-63664.08	-23795.84	-6643.66	-6379.72
545	335	SX224	SLU_ENV_NL	Min	-200788.37	-59352.58	-24070.17	-6643.66	-6144.18
545	335	SX237	SLU_ENV_NL	Min	-192972.96	-58775.82	-23211.49	-3920.90	-6144.18
545	335	DX237	SLU_ENV_NL	Min	-206407.96	-62773.85	-22937.16	-3920.90	-6379.72
546	336	DX237	SLU_ENV_NL	Max	234939.29	69708.67	21138.00	5937.56	5550.73
546	336	SX237	SLU_ENV_NL	Max	238793.98	70867.15	19235.31	5937.56	5573.43
546	336	SX250	SLU_ENV_NL	Max	227942.65	69153.83	18284.86	3543.45	5573.43
546	336	DX250	SLU_ENV_NL	Max	227040.31	68885.21	20187.54	3543.45	5550.73
546	336	DX237	SLU_ENV_NL	Min	-203709.49	-60344.00	-21501.41	-5905.53	-5576.36
546	336	SX237	SLU_ENV_NL	Min	-190215.44	-56292.30	-25507.10	-5905.53	-5558.90
546	336	SX250	SLU_ENV_NL	Min	-184490.64	-56119.53	-24763.00	-3477.39	-5558.90
546	336	DX250	SLU_ENV_NL	Min	-200986.11	-61064.68	-20757.31	-3477.39	-5576.36
547	337	DX250	SLU_ENV_NL	Max	224699.90	66776.42	19150.73	5226.44	4770.97
547	337	SX250	SLU_ENV_NL	Max	225559.28	67005.41	18395.93	5226.44	4568.14
547	337	SX263	SLU_ENV_NL	Max	218098.86	66092.03	16840.48	2739.24	4568.14
547	337	DX263	SLU_ENV_NL	Max	219605.21	66515.11	17595.29	2739.24	4770.97
547	337	DX250	SLU_ENV_NL	Min	-198603.94	-58920.23	-21436.28	-5004.90	-4569.94
547	337	SX250	SLU_ENV_NL	Min	-182150.65	-54012.13	-23679.94	-5004.90	-4776.27
547	337	SX263	SLU_ENV_NL	Min	-176079.64	-53456.96	-22162.97	-2864.44	-4776.27
547	337	DX263	SLU_ENV_NL	Min	-194398.73	-58980.57	-19919.30	-2864.44	-4569.94
548	338	DX263	SLU_ENV_NL	Max	217731.28	64826.78	15867.62	4403.30	3844.05
548	338	SX263	SLU_ENV_NL	Max	216108.42	64297.01	15096.24	4403.30	3552.98
548	338	SX276	SLU_ENV_NL	Max	204630.72	61924.73	14510.68	1917.04	3552.98
548	338	DX276	SLU_ENV_NL	Max	213895.66	64661.30	15282.06	1917.04	3844.05
548	338	DX263	SLU_ENV_NL	Min	-192409.93	-57191.02	-16172.81	-4105.50	-3553.61
548	338	SX263	SLU_ENV_NL	Min	-174205.93	-51769.35	-22504.86	-4105.50	-3857.30
548	338	SX276	SLU_ENV_NL	Min	-169358.10	-51299.86	-21807.66	-2123.27	-3857.30
548	338	DX276	SLU_ENV_NL	Min	-194477.44	-58875.19	-15475.60	-2123.27	-3553.61
549	339	DX276	SLU_ENV_NL	Max	169821.79	50600.42	17228.45	4143.74	4058.54
549	339	SX276	SLU_ENV_NL	Max	161245.40	47979.94	15452.46	4143.74	3573.87
549	339	SX289	SLU_ENV_NL	Max	151508.72	45846.30	15053.78	2355.12	3573.87
549	339	DX289	SLU_ENV_NL	Max	162781.99	49180.71	16829.76	2355.12	4058.54
549	339	DX276	SLU_ENV_NL	Min	-155179.87	-46162.06	-18060.83	-3704.91	-3576.96
549	339	SX276	SLU_ENV_NL	Min	-134211.26	-39918.04	-22050.05	-3704.91	-4065.67
549	339	SX289	SLU_ENV_NL	Min	-130833.62	-39595.43	-21333.20	-2741.18	-4065.67
549	339	DX289	SLU_ENV_NL	Min	-153081.08	-46316.22	-17343.98	-2741.18	-3576.96
550	340	DX289	SLU_ENV_NL	Max	161537.69	48177.14	15440.94	3665.77	3535.19
550	340	SX289	SLU_ENV_NL	Max	150056.62	44675.10	13484.30	3665.77	2933.43
550	340	SX302	SLU_ENV_NL	Max	145223.11	43908.82	12206.29	1839.35	2933.43
550	340	DX302	SLU_ENV_NL	Max	154960.54	46772.33	14162.94	1839.35	3535.19
550	340	DX289	SLU_ENV_NL	Min	-151629.59	-45147.06	-17141.75	-3135.06	-2936.38
550	340	SX289	SLU_ENV_NL	Min	-129589.82	-38593.52	-17616.45	-3135.06	-3535.45
550	340	SX302	SLU_ENV_NL	Min	-127615.74	-38568.15	-15834.53	-2326.31	-3535.45
550	340	DX302	SLU_ENV_NL	Min	-146162.47	-44190.56	-15359.82	-2326.31	-2936.38
551	341	DX302	SLU_ENV_NL	Max	153974.78	45977.23	12645.55	3094.99	2894.13
551	341	SX302	SLU_ENV_NL	Max	143994.73	42918.85	11376.15	3094.99	2221.46
551	341	SX315	SLU_ENV_NL	Max	141770.38	42810.68	10226.13	1257.12	2221.46
551	341	DX315	SLU_ENV_NL	Max	149436.89	45046.27	11495.53	1257.12	2894.13
551	341	DX302	SLU_ENV_NL	Min	-144933.97	-43200.22	-14416.17	-2510.00	-2223.74
551	341	SX302	SLU_ENV_NL	Min	-126630.41	-37774.49	-13609.24	-2510.00	-2892.49
551	341	SX315	SLU_ENV_NL	Min	-124692.46	-37622.37	-12029.21	-1808.93	-2892.49
551	341	DX315	SLU_ENV_NL	Min	-138728.28	-41898.46	-12836.14	-1808.93	-2223.74
552	342	DX315	SLU_ENV_NL	Max	148668.45	44426.47	10599.22	2679.51	2429.35
552	342	SX315	SLU_ENV_NL	Max	140753.40	41991.19	9267.41	2679.51	1796.97
552	342	SX328	SLU_ENV_NL	Max	137958.54	41622.40	8295.14	913.87	1796.97
552	342	DX328	SLU_ENV_NL	Max	144524.74	43531.49	9626.95	913.87	2429.35
552	342	DX315	SLU_ENV_NL	Min	-137711.13	-41078.40	-11067.32	-2133.35	-1798.75
552	342	SX315	SLU_ENV_NL	Min	-123924.37	-37003.69	-11102.94	-2133.35	-2428.92
552	342	SX328	SLU_ENV_NL	Min	-122829.79	-37022.56	-9698.64	-1437.67	-2428.92
552	342	DX328	SLU_ENV_NL	Min	-133428.39	-40263.46	-9663.02	-1437.67	-1798.75
553	343	DX328	SLU_ENV_NL	Max	143930.91	43052.25	9039.41	2172.34	1852.75
553	343	SX328	SLU_ENV_NL	Max	137140.64	40963.42	6994.27	2172.34	1306.51
553	343	SX341	SLU_ENV_NL	Max	136635.03	41169.28	5939.84	512.06	1306.51
553	343	DX341	SLU_ENV_NL	Max	139616.53	42011.98	7984.98	512.06	1852.75
553	343	DX328	SLU_ENV_NL	Min	-132610.27	-39603.76	-8845.35	-1705.73	-1310.47
553	343	SX328	SLU_ENV_NL	Min	-122236.43	-36544.90	-7682.91	-1705.73	-1850.57
553	343	SX341	SLU_ENV_NL	Min	-122738.35	-36947.54	-6338.16	-966.06	-1850.57
553	343	DX341	SLU_ENV_NL	Min	-127720.83	-38495.57	-7500.60	-966.06	-1310.47
554	344	DX341	SLU_ENV_NL	Max	139175.16	41655.04	8227.48	1767.00	1389.60
554	344	SX341	SLU_ENV_NL	Max	136015.85	40670.51	3831.31	1767.00	995.13
554	344	SX354	SLU_ENV_NL	Max	134640.11	40526.27	2348.34	259.20	995.13
554	344	DX354	SLU_ENV_NL	Max	130989.69	39394.41	6744.52	259.20	1389.60
554	344	DX341	SLU_ENV_NL	Min	-127101.41	-37996.00	-5771.16	-1433.71	-1002.50
554	344	SX341	SLU_ENV_NL	Min	-122297.92	-36593.72	-5650.35	-1433.71	-1388.86
554	344	SX354	SLU_ENV_NL	Min	-127573.21	-38367.62	-4537.13	-587.63	-1388.86
554	344	DX354	SLU_ENV_NL	Min	-124429.44	-37463.26	-4657.94	-587.63	-1002.50
555	345	DX354	SLU_ENV_NL	Max	130719.38	39176.56	175.56	1367.55	930.14
555	345	SX354	SLU_ENV_NL	Max	134197.18	40169.52	4554.49	1367.55	419.60
555	345	SX367	SLU_ENV_NL	Max	134292.63	40377.42	3250.52	-207.45	419.60
555	345	DX367	SLU_ENV_NL	Max	136956.11	41126.09	-1128.41	-207.45	930.14



Autorità Portuale di Taranto
Interventi per il dragaggio di 2,3 M m³ di sedimenti in area Molo Polisettoriale e per la realizzazione di un primo lotto della cassa di colmata funzionale all'ampliamento del V Sporgente del Porto di Taranto

Allegati alla relazione di calcolo strutturale allineamento "BC"

Data 05/2016
Rev. B
c.d.c.: C296A
514B



555	345	DX354	SLU_ENV_NL	Min	-123986.30	-37105.81	-4022.47	-933.75	-412.01
555	345	SX354	SLU_ENV_NL	Min	-127302.88	-38149.70	-3058.59	-933.75	-928.36
555	345	SX367	SLU_ENV_NL	Min	-119854.65	-35997.55	-2141.46	-229.00	-928.36
555	345	DX367	SLU_ENV_NL	Min	-121183.35	-36445.08	-3105.34	-229.00	-412.01
556	346	DX367	SLU_ENV_NL	Max	136830.25	41025.84	-338.80	1079.63	597.65
556	346	SX367	SLU_ENV_NL	Max	134001.11	40142.77	1546.42	1079.63	247.27
556	346	SX380	SLU_ENV_NL	Max	134239.23	40329.33	1212.84	67.79	247.27
556	346	DX380	SLU_ENV_NL	Max	139122.85	41760.09	-672.38	67.79	597.65
556	346	DX367	SLU_ENV_NL	Min	-120891.58	-36209.58	-2164.66	-786.53	-243.37
556	346	SX367	SLU_ENV_NL	Min	-119727.84	-35894.14	-1655.92	-786.53	-596.32
556	346	SX380	SLU_ENV_NL	Min	-116720.46	-35040.35	-1038.29	-370.73	-596.32
556	346	DX380	SLU_ENV_NL	Min	-118914.06	-35732.11	-1547.03	-370.73	-243.37
557	347	SX234	SLU_ENV_NL	Max	2301.84	1314.03	3310.64	315.37	7.49
557	347	SX247	SLU_ENV_NL	Max	-1256.49	1639.12	3701.33	242.37	7.49
557	347	SX246	SLU_ENV_NL	Max	-7167.99	-1852.55	4261.61	242.37	16.02
557	347	SX233	SLU_ENV_NL	Max	-6309.25	-756.48	3870.92	315.37	16.02
557	347	SX234	SLU_ENV_NL	Min	723.55	-179.36	-427.77	213.20	-37.51
557	347	SX247	SLU_ENV_NL	Min	-1404.49	-2102.82	-625.81	-41.32	-37.51
557	347	SX246	SLU_ENV_NL	Min	-12711.62	-3789.22	-564.96	-41.32	3.11
557	347	SX233	SLU_ENV_NL	Min	-7514.52	-3213.81	-366.92	213.20	3.11
558	820	DX158	SLU_ENV_NL	Max	18638.00	6238.99	1522.61	4392.79	204.08
558	820	DX145	SLU_ENV_NL	Max	16228.37	4186.50	1782.09	7307.44	204.08
558	820	DX146	SLU_ENV_NL	Max	234086.97	70920.18	1341.32	7307.44	28.40
558	820	DX159	SLU_ENV_NL	Max	222538.94	66172.40	1837.18	4392.79	28.40
558	820	DX158	SLU_ENV_NL	Min	-1603.19	-698.40	455.67	1765.49	-9.65
558	820	DX145	SLU_ENV_NL	Min	2916.86	1881.88	1026.75	1512.00	-9.65
558	820	DX146	SLU_ENV_NL	Min	78982.06	23099.52	981.37	1512.00	-233.39
558	820	DX159	SLU_ENV_NL	Min	83427.04	25735.58	-345.05	1765.49	-233.39
559	821	DX144	SLU_ENV_NL	Max	-403.81	-464.14	2100.76	548.49	0.77
559	821	DX131	SLU_ENV_NL	Max	-102.18	407.49	896.00	524.36	0.77
559	821	DX132	SLU_ENV_NL	Max	19971.63	5554.48	916.32	524.36	4.39
559	821	DX145	SLU_ENV_NL	Max	20534.92	6232.87	2130.00	548.49	4.39
559	821	DX144	SLU_ENV_NL	Min	-451.23	-1315.74	1258.30	100.89	0.63
559	821	DX131	SLU_ENV_NL	Min	-781.28	-1076.03	-3.54	202.05	0.63
559	821	DX132	SLU_ENV_NL	Min	5834.18	2259.72	25.70	202.05	-14.55
559	821	DX145	SLU_ENV_NL	Min	5445.86	504.89	1278.62	100.89	-14.55
560	822	DX145	SLU_ENV_NL	Max	16730.30	5095.16	2259.02	5369.11	108.80
560	822	DX132	SLU_ENV_NL	Max	20890.04	5826.33	656.18	7053.68	108.80
560	822	DX133	SLU_ENV_NL	Max	249802.20	75803.45	172.59	7053.68	4.23
560	822	DX146	SLU_ENV_NL	Max	236855.85	70277.38	1356.64	5369.11	4.23
560	822	DX145	SLU_ENV_NL	Min	-1050.10	-1468.92	1519.89	1656.69	-10.64
560	822	DX132	SLU_ENV_NL	Min	4277.72	1817.81	4.43	1557.61	-10.64
560	822	DX133	SLU_ENV_NL	Min	83701.72	24805.67	-897.96	1557.61	-144.05
560	822	DX146	SLU_ENV_NL	Min	79002.56	23932.27	1036.31	1656.69	-144.05
561	823	DX131	SLU_ENV_NL	Max	-342.28	133.21	956.27	573.98	0.46
561	823	DX118	SLU_ENV_NL	Max	535.20	937.00	975.38	469.82	0.46
561	823	DX119	SLU_ENV_NL	Max	20331.16	5856.66	895.24	469.82	8.96
561	823	DX132	SLU_ENV_NL	Max	20082.88	6179.41	876.14	573.98	8.96
561	823	DX131	SLU_ENV_NL	Min	-484.87	-469.65	75.35	119.94	-6.67
561	823	DX118	SLU_ENV_NL	Min	147.02	-114.90	460.18	202.83	-6.67
561	823	DX119	SLU_ENV_NL	Min	6919.34	2846.94	407.75	202.83	-11.98
561	823	DX132	SLU_ENV_NL	Min	5688.50	1375.62	22.92	119.94	-11.98
562	824	DX132	SLU_ENV_NL	Max	21396.76	6578.60	284.05	5298.29	175.14
562	824	DX119	SLU_ENV_NL	Max	17159.37	4900.09	1505.39	7767.45	175.14
562	824	DX120	SLU_ENV_NL	Max	259687.63	78405.08	1080.32	7767.45	33.33
562	824	DX133	SLU_ENV_NL	Max	252236.05	74937.04	825.70	5298.29	33.33
562	824	DX132	SLU_ENV_NL	Min	1018.74	-66.22	252.90	1739.35	-17.48
562	824	DX119	SLU_ENV_NL	Min	2454.24	1548.32	120.93	1400.86	-17.48
562	824	DX120	SLU_ENV_NL	Min	77211.12	22936.10	662.58	1400.86	-195.47
562	824	DX133	SLU_ENV_NL	Min	83545.47	25221.61	-172.16	1739.35	-195.47
563	825	DX118	SLU_ENV_NL	Max	282.73	-294.82	935.65	591.51	-7.28
563	825	DX105	SLU_ENV_NL	Max	328.05	869.17	1453.88	409.16	-7.28
563	825	DX106	SLU_ENV_NL	Max	17709.31	5356.73	1485.93	409.16	15.35
563	825	DX119	SLU_ENV_NL	Max	20152.64	5893.89	967.70	591.51	15.35
563	825	DX118	SLU_ENV_NL	Min	-50.38	-849.99	365.90	165.90	-12.01
563	825	DX105	SLU_ENV_NL	Min	-1351.96	-594.02	-849.80	158.24	-12.01
563	825	DX106	SLU_ENV_NL	Min	6479.64	2614.42	-628.94	158.24	-6.13
563	825	DX119	SLU_ENV_NL	Min	6409.12	981.26	586.76	165.90	-6.13
564	826	DX119	SLU_ENV_NL	Max	17829.81	5209.30	2257.72	6047.10	102.60
564	826	DX106	SLU_ENV_NL	Max	17065.48	5151.33	256.90	7659.67	102.60
564	826	DX107	SLU_ENV_NL	Max	275569.38	83637.81	-310.75	7659.67	42.29
564	826	DX120	SLU_ENV_NL	Max	262196.28	78006.38	1275.23	6047.10	42.29
564	826	DX119	SLU_ENV_NL	Min	-1019.35	-1269.45	422.80	1775.38	-40.59
564	826	DX106	SLU_ENV_NL	Min	5388.74	2309.31	-447.33	1223.23	-40.59
564	826	DX107	SLU_ENV_NL	Min	74928.16	22648.82	-725.60	1223.23	-139.44
564	826	DX120	SLU_ENV_NL	Min	76657.32	23015.72	559.38	1775.38	-139.44
565	827	DX105	SLU_ENV_NL	Max	11.61	186.41	1469.62	541.73	-11.92
565	827	DX92	SLU_ENV_NL	Max	686.08	725.36	1181.34	403.25	-11.92
565	827	DX93	SLU_ENV_NL	Max	18867.89	5721.10	1032.43	403.25	15.74
565	827	DX106	SLU_ENV_NL	Max	17510.82	5358.12	1503.72	541.73	15.74
565	827	DX105	SLU_ENV_NL	Min	-918.93	-832.74	-636.08	277.95	-26.89



Autorità Portuale di Taranto
Interventi per il dragaggio di 2,3 M m³ di sedimenti in area Molo Polisettoriale e per la realizzazione di un primo lotto della cassa di colmata funzionale all'ampliamento del V Sporgente del Porto di Taranto

Allegati alla relazione di calcolo strutturale allineamento "BC"

Data 05/2016
Rev. B
c.d.c.: C296A
514B



565	827	DX92	SLU_ENV_NL	Min	533.15	586.10	177.49	-6.13	-26.89
565	827	DX93	SLU_ENV_NL	Min	5421.54	2398.01	211.59	-6.13	8.86
565	827	DX106	SLU_ENV_NL	Min	5851.42	1167.50	-785.00	277.95	8.86
566	828	DX106	SLU_ENV_NL	Max	17777.30	5445.39	282.99	6150.54	140.79
566	828	DX93	SLU_ENV_NL	Max	15362.10	4662.03	1426.01	8104.83	140.79
566	828	DX94	SLU_ENV_NL	Max	279895.19	84463.89	1464.38	8104.83	36.02
566	828	DX107	SLU_ENV_NL	Max	277475.88	82281.64	321.36	6150.54	36.02
566	828	DX106	SLU_ENV_NL	Min	2415.29	108.99	-442.75	1630.94	-27.20
566	828	DX93	SLU_ENV_NL	Min	210.73	862.45	662.28	1209.69	-27.20
566	828	DX94	SLU_ENV_NL	Min	69539.19	20688.23	1029.28	1209.69	-152.54
566	828	DX107	SLU_ENV_NL	Min	74142.98	22110.21	-75.75	1630.94	-152.54
567	829	DX92	SLU_ENV_NL	Max	963.54	-183.47	1062.92	503.38	-6.40
567	829	DX79	SLU_ENV_NL	Max	-553.70	724.99	452.54	406.72	-6.40
567	829	DX80	SLU_ENV_NL	Max	16599.08	5175.98	795.85	406.72	51.10
567	829	DX93	SLU_ENV_NL	Max	18648.30	5526.03	1236.51	503.38	51.10
567	829	DX92	SLU_ENV_NL	Min	463.35	-515.97	39.23	415.62	-58.17
567	829	DX79	SLU_ENV_NL	Min	-623.40	-259.30	-309.52	-312.58	-58.17
567	829	DX80	SLU_ENV_NL	Min	257.85	886.81	-135.93	-312.58	8.10
567	829	DX93	SLU_ENV_NL	Min	4160.91	362.13	382.53	415.62	8.10
568	830	DX93	SLU_ENV_NL	Max	15817.42	4683.67	1772.77	6272.53	175.70
568	830	DX80	SLU_ENV_NL	Max	18909.69	5862.26	43.52	8665.48	175.70
568	830	DX81	SLU_ENV_NL	Max	284684.14	86568.34	-200.85	8665.48	15.29
568	830	DX94	SLU_ENV_NL	Max	282625.08	84232.62	2099.69	6272.53	15.29
568	830	DX93	SLU_ENV_NL	Min	-3429.48	-1940.69	1080.06	1498.16	-24.29
568	830	DX80	SLU_ENV_NL	Min	-10571.15	-2336.18	-527.78	1234.45	-24.29
568	830	DX81	SLU_ENV_NL	Min	71921.04	21942.18	-256.28	1234.45	-183.47
568	830	DX94	SLU_ENV_NL	Min	69145.22	20871.09	780.26	1498.16	-183.47
569	831	DX79	SLU_ENV_NL	Max	5.74	-17.71	531.33	603.01	-25.21
569	831	DX66	SLU_ENV_NL	Max	-590.19	313.00	2546.88	242.75	-25.21
569	831	DX67	SLU_ENV_NL	Max	14172.85	3626.71	2726.75	242.75	36.43
569	831	DX80	SLU_ENV_NL	Max	15993.87	4159.62	711.20	603.01	36.43
569	831	DX79	SLU_ENV_NL	Min	-689.61	-1481.02	-281.68	193.75	-36.83
569	831	DX66	SLU_ENV_NL	Min	-2047.90	-1858.63	-3528.14	-294.46	-36.83
569	831	DX67	SLU_ENV_NL	Min	-3497.03	-948.41	-3360.42	-294.46	28.85
569	831	DX80	SLU_ENV_NL	Min	-1005.49	-716.76	-113.96	193.75	28.85
570	832	DX80	SLU_ENV_NL	Max	19646.71	5275.45	1493.09	5085.43	423.46
570	832	DX67	SLU_ENV_NL	Max	5283.19	939.84	2005.07	11181.42	423.46
570	832	DX68	SLU_ENV_NL	Max	325498.42	97633.23	-706.19	11181.42	105.93
570	832	DX81	SLU_ENV_NL	Max	290096.87	86299.13	892.58	5085.43	105.93
570	832	DX80	SLU_ENV_NL	Min	-17047.39	-5612.01	-845.98	1828.57	-66.04
570	832	DX67	SLU_ENV_NL	Min	-378.36	69.87	-2666.09	682.81	-66.04
570	832	DX68	SLU_ENV_NL	Min	51957.39	15286.06	-927.53	682.81	-491.52
570	832	DX81	SLU_ENV_NL	Min	70702.13	20922.70	-1218.17	1828.57	-491.52
571	833	DX66	SLU_ENV_NL	Max	-534.53	3657.55	2548.38	165.68	38.11
571	833	DX53	SLU_ENV_NL	Max	-176.21	3598.18	7232.42	684.79	38.11
571	833	DX54	SLU_ENV_NL	Max	17266.93	6757.57	7094.53	684.79	-6.16
571	833	DX67	SLU_ENV_NL	Max	15110.07	6279.20	2690.98	165.68	-6.16
571	833	DX66	SLU_ENV_NL	Min	-704.02	-1087.63	-3359.98	-106.19	-0.67
571	833	DX53	SLU_ENV_NL	Min	-1529.75	-192.85	-374.47	-69.58	-0.67
571	833	DX54	SLU_ENV_NL	Min	-5103.17	-688.52	-231.86	-69.58	-39.79
571	833	DX67	SLU_ENV_NL	Min	-3969.01	-1500.47	-3497.87	-106.19	-39.79
572	834	DX67	SLU_ENV_NL	Max	5837.05	3469.34	1972.51	8014.31	95.90
572	834	DX54	SLU_ENV_NL	Max	12701.77	5415.97	4901.22	9437.71	95.90
572	834	DX55	SLU_ENV_NL	Max	345728.05	104723.51	3865.80	9437.71	-118.44
572	834	DX68	SLU_ENV_NL	Max	330784.50	99074.48	748.48	8014.31	-118.44
572	834	DX67	SLU_ENV_NL	Min	-5881.04	-2093.41	-1270.05	559.58	87.66
572	834	DX54	SLU_ENV_NL	Min	3251.76	1837.28	536.57	1987.61	87.66
572	834	DX55	SLU_ENV_NL	Min	65212.35	19933.39	-687.46	1987.61	-125.98
572	834	DX68	SLU_ENV_NL	Min	52449.73	16243.90	-2305.48	559.58	-125.98
573	835	DX53	SLU_ENV_NL	Max	-2482.01	-393.19	7533.99	-311.02	134.99
573	835	DX40	SLU_ENV_NL	Max	1270.75	354.51	7363.06	1511.61	134.99
573	835	DX41	SLU_ENV_NL	Max	26596.94	7076.06	6674.51	1511.61	-68.59
573	835	DX54	SLU_ENV_NL	Max	18528.00	6022.93	6845.44	-311.02	-68.59
573	835	DX53	SLU_ENV_NL	Min	-2855.08	-1560.41	-167.01	-421.97	49.69
573	835	DX40	SLU_ENV_NL	Min	-367.40	-570.18	176.65	366.24	49.69
573	835	DX41	SLU_ENV_NL	Min	57.18	410.62	-159.81	366.24	-138.50
573	835	DX54	SLU_ENV_NL	Min	-5074.70	-2400.25	-503.47	-421.97	-138.50
574	836	DX54	SLU_ENV_NL	Max	7518.03	2611.16	6190.56	11207.22	363.68
574	836	DX41	SLU_ENV_NL	Max	33086.52	9131.71	7364.15	5564.51	363.68
574	836	DX42	SLU_ENV_NL	Max	303135.63	91009.94	3849.49	5564.51	453.53
574	836	DX55	SLU_ENV_NL	Max	342044.71	101516.17	2675.91	11207.22	453.53
574	836	DX54	SLU_ENV_NL	Min	5690.91	897.31	-781.40	-861.82	-393.41
574	836	DX41	SLU_ENV_NL	Min	-13179.29	-3628.20	-1.43	4453.40	-393.41
574	836	DX42	SLU_ENV_NL	Min	110484.31	32125.29	3073.64	4453.40	-434.11
574	836	DX55	SLU_ENV_NL	Min	69886.04	21038.04	2293.68	-861.82	-434.11
575	837	DX40	SLU_ENV_NL	Max	-961.42	-657.09	7236.29	391.33	132.85
575	837	DX27	SLU_ENV_NL	Max	699.61	1247.84	2102.92	1194.16	132.85
575	837	DX28	SLU_ENV_NL	Max	32909.44	9004.30	1500.09	1194.16	-63.09
575	837	DX41	SLU_ENV_NL	Max	28512.41	7881.13	6911.38	391.33	-63.09
575	837	DX40	SLU_ENV_NL	Min	-2425.00	-2430.95	295.25	-776.59	57.38
575	837	DX27	SLU_ENV_NL	Min	692.30	-2126.78	-351.27	1142.98	57.38



Autorità Portuale di Taranto
Interventi per il dragaggio di 2,3 M³ di sedimenti in area Molo Polisettoriale e per la realizzazione di un primo lotto della cassa di colmata funzionale all'ampliamento del V Sporgente del Porto di Taranto

Allegati alla relazione di calcolo strutturale allineamento "BC"

Data 05/2016
Rev. B
c.d.c.: C296A
514B



575	837	DX28	SLU_ENV_NL	Min	10762.47	3918.87	-676.17	1142.98	-155.19
575	837	DX41	SLU_ENV_NL	Min	1759.42	237.67	-307.57	-776.59	-155.19
576	838	DX41	SLU_ENV_NL	Max	27771.39	7614.14	6577.21	10776.92	151.11
576	838	DX28	SLU_ENV_NL	Max	38271.15	10657.50	-304.85	4036.32	151.11
576	838	DX29	SLU_ENV_NL	Max	280011.94	85033.43	-388.91	4036.32	506.97
576	838	DX42	SLU_ENV_NL	Max	294379.24	88532.10	5029.15	10776.92	506.97
576	838	DX41	SLU_ENV_NL	Min	-4552.26	-1581.55	1912.23	1263.19	-504.76
576	838	DX28	SLU_ENV_NL	Min	2488.93	1362.53	-802.19	3505.39	-504.76
576	838	DX29	SLU_ENV_NL	Min	135251.34	41049.61	-1852.90	3505.39	-185.44
576	838	DX42	SLU_ENV_NL	Min	116359.79	35510.71	2325.50	1263.19	-185.44
577	839	DX27	SLU_ENV_NL	Max	830.86	412.59	2448.35	785.46	97.80
577	839	DX14	SLU_ENV_NL	Max	6939.78	1148.35	239.54	1195.12	97.80
577	839	DX15	SLU_ENV_NL	Max	32602.23	9446.74	381.76	1195.12	-7.21
577	839	DX28	SLU_ENV_NL	Max	33890.19	10171.57	1214.68	785.46	-7.21
577	839	DX27	SLU_ENV_NL	Min	-2329.28	-1530.26	-506.26	-290.25	13.45
577	839	DX14	SLU_ENV_NL	Min	-812.87	-421.24	-147.79	923.17	13.45
577	839	DX15	SLU_ENV_NL	Min	26984.50	7662.16	-1381.47	923.17	-125.09
577	839	DX28	SLU_ENV_NL	Min	12830.16	3517.29	-364.04	-290.25	-125.09
578	840	DX28	SLU_ENV_NL	Max	36683.27	10999.68	-568.94	8565.42	36.05
578	840	DX15	SLU_ENV_NL	Max	28414.02	8200.09	1257.70	4533.61	36.05
578	840	DX16	SLU_ENV_NL	Max	256427.46	76205.83	2101.70	4533.61	313.14
578	840	DX29	SLU_ENV_NL	Max	271843.80	80979.88	294.75	8565.42	313.14
578	840	DX28	SLU_ENV_NL	Min	9827.58	2651.07	-1252.90	2408.58	-292.01
578	840	DX15	SLU_ENV_NL	Min	8697.46	2141.49	312.17	2742.43	-292.01
578	840	DX16	SLU_ENV_NL	Min	128773.45	37790.69	1175.86	2742.43	-14.06
578	840	DX29	SLU_ENV_NL	Min	136774.25	40490.84	-408.90	2408.58	-14.06
581	841	DX404	SLU_ENV_NL	Max	-144.65	142.74	-136.40	1.53	1.12
581	841	DX391	SLU_ENV_NL	Max	446.33	399.98	591.90	19.62	1.12
581	841	DX392	SLU_ENV_NL	Max	936.07	404.52	499.94	19.62	0.14
581	841	DX405	SLU_ENV_NL	Max	-11.61	106.92	-228.36	1.53	0.14
581	841	DX404	SLU_ENV_NL	Min	-365.91	-323.54	-507.07	-5.16	-0.57
581	841	DX391	SLU_ENV_NL	Min	25.58	-248.76	-193.63	-3.21	-0.57
581	841	DX392	SLU_ENV_NL	Min	-3.42	-319.31	-212.82	-3.21	-2.60
581	841	DX405	SLU_ENV_NL	Min	-213.67	-404.66	-526.26	-5.16	-2.60
582	842	DX405	SLU_ENV_NL	Max	-136.85	-381.62	398.82	938.46	4.59
582	842	DX392	SLU_ENV_NL	Max	190.23	181.58	511.07	1028.10	4.59
582	842	DX393	SLU_ENV_NL	Max	57894.12	17324.20	235.50	1028.10	0.26
582	842	DX406	SLU_ENV_NL	Max	54959.32	16432.69	435.58	938.46	0.26
582	842	DX405	SLU_ENV_NL	Min	-2129.23	-529.18	-234.94	0.18	0.17
582	842	DX392	SLU_ENV_NL	Min	-453.62	-454.37	-1140.15	-0.45	0.17
582	842	DX393	SLU_ENV_NL	Min	-487.37	-163.62	-1103.39	-0.45	-8.86
582	842	DX406	SLU_ENV_NL	Min	-119.35	-76.58	-510.51	0.18	-8.86
583	843	DX391	SLU_ENV_NL	Max	167.57	202.43	452.94	4.58	9.08
583	843	DX378	SLU_ENV_NL	Max	-204.75	24.83	-888.29	67.18	9.08
583	843	DX379	SLU_ENV_NL	Max	-191.17	158.59	-851.14	67.18	1.12
583	843	DX392	SLU_ENV_NL	Max	917.82	338.89	638.22	4.58	1.12
583	843	DX391	SLU_ENV_NL	Min	139.86	-441.32	-221.43	-34.09	-0.17
583	843	DX378	SLU_ENV_NL	Min	-1818.96	-1053.36	-1459.64	-4.01	-0.17
583	843	DX379	SLU_ENV_NL	Min	-666.31	-333.33	-1274.37	-4.01	-6.12
583	843	DX392	SLU_ENV_NL	Min	187.41	163.41	-184.29	-34.09	-6.12
584	844	DX392	SLU_ENV_NL	Max	-238.89	204.73	158.71	729.43	49.10
584	844	DX379	SLU_ENV_NL	Max	459.61	353.32	49.14	1320.62	49.10
584	844	DX380	SLU_ENV_NL	Max	53694.98	16148.82	-47.11	1320.62	-0.22
584	844	DX393	SLU_ENV_NL	Max	58270.59	17521.43	778.38	729.43	-0.22
584	844	DX392	SLU_ENV_NL	Min	-261.46	-191.15	-1077.65	1.69	-0.83
584	844	DX379	SLU_ENV_NL	Min	-7461.27	-2364.27	-788.76	-2.39	-0.83
584	844	DX380	SLU_ENV_NL	Min	610.49	174.60	-169.10	-2.39	-39.64
584	844	DX393	SLU_ENV_NL	Min	-453.30	-68.61	-1173.90	1.69	-39.64
585	868	DX84	SLU_ENV_NL	Max	28677.20	8640.66	31464.38	689.95	605.89
585	868	SX84	SLU_ENV_NL	Max	38633.42	11505.65	30989.22	689.95	-271.76
585	868	SX97	SLU_ENV_NL	Max	36374.15	10996.62	34390.73	-338.61	-271.76
585	868	DX97	SLU_ENV_NL	Max	29955.91	8949.27	34865.89	-338.61	605.89
585	868	DX84	SLU_ENV_NL	Min	-24333.62	-7216.23	-8887.65	85.52	270.94
585	868	SX84	SLU_ENV_NL	Min	-22152.57	-6683.49	-10107.96	85.52	-607.81
585	868	SX97	SLU_ENV_NL	Min	-21536.99	-6423.38	-12476.02	-374.39	-607.81
585	868	DX97	SLU_ENV_NL	Min	-25109.88	-7616.82	-11255.71	-374.39	270.94
586	869	DX97	SLU_ENV_NL	Max	30080.76	9061.53	36156.82	603.36	509.83
586	869	SX97	SLU_ENV_NL	Max	36116.09	10763.71	35299.76	603.36	-270.78
586	869	SX110	SLU_ENV_NL	Max	35337.04	10672.23	37073.68	-262.64	-270.78
586	869	DX110	SLU_ENV_NL	Max	30185.18	9018.25	37930.74	-262.64	509.83
586	869	DX97	SLU_ENV_NL	Min	-24852.19	-7385.14	-12082.79	81.99	269.65
586	869	SX97	SLU_ENV_NL	Min	-21662.01	-6536.21	-14407.03	81.99	-512.06
586	869	SX110	SLU_ENV_NL	Min	-22217.94	-6627.77	-16925.23	-376.01	-512.06
586	869	DX110	SLU_ENV_NL	Min	-24382.62	-7385.31	-14601.00	-376.01	269.65
587	348	SX233	SLU_ENV_NL	Max	-8849.75	-1535.39	2655.89	7852.98	-84.69
587	348	SX246	SLU_ENV_NL	Max	1759.85	2552.02	5521.33	2704.57	-84.69
587	348	SX245	SLU_ENV_NL	Max	-22881.11	-8296.68	2945.65	2704.57	422.13
587	348	SX232	SLU_ENV_NL	Max	-30872.59	-7929.85	80.21	7852.98	422.13
587	348	SX233	SLU_ENV_NL	Min	-15154.30	-5568.87	48.51	953.88	-350.51
587	348	SX246	SLU_ENV_NL	Min	-6141.28	-3464.44	-945.45	-123.70	-350.51
587	348	SX245	SLU_ENV_NL	Min	-236097.43	-69237.76	-1602.67	-123.70	77.03



Autorità Portuale di Taranto
Interventi per il dragaggio di 2,3 M³ di sedimenti in area Molo Polisettoriale e per la realizzazione di un primo lotto della cassa di colmata funzionale all'ampliamento del V Sporgente del Porto di Taranto

Allegati alla relazione di calcolo strutturale allineamento "BC"

Data 05/2016
Rev. B
c.d.c.: C296A
514B



587	348	SX232	SLU_ENV_NL	Min	-270250.18	-82602.64	-608.71	953.88	77.03
589	870	DX69	SLU_ENV_NL	Max	180269.13	53510.29	13273.28	2992.88	2048.29
589	870	SX69	SLU_ENV_NL	Max	161599.64	48115.44	12912.87	2992.88	3197.71
589	870	SX82	SLU_ENV_NL	Max	157542.27	47627.13	14308.27	1387.07	3197.71
589	870	DX82	SLU_ENV_NL	Max	170019.02	51576.16	14668.68	1387.07	2048.29
589	870	DX69	SLU_ENV_NL	Min	-211617.84	-63120.99	2528.35	-4038.55	-3204.52
589	870	SX69	SLU_ENV_NL	Min	-214506.87	-63783.60	1048.87	-4038.55	-2048.61
589	870	SX82	SLU_ENV_NL	Min	-217869.98	-65929.46	1256.58	-479.07	-2048.61
589	870	DX82	SLU_ENV_NL	Min	-211268.10	-63744.79	2736.06	-479.07	-3204.52
590	871	DX82	SLU_ENV_NL	Max	168005.62	49652.31	15366.50	3583.65	2777.31
590	871	SX82	SLU_ENV_NL	Max	156232.57	46375.96	14314.62	3583.65	4218.27
590	871	SX95	SLU_ENV_NL	Max	154873.07	46955.74	15478.17	2287.88	4218.27
590	871	DX95	SLU_ENV_NL	Max	167270.69	50930.58	16530.05	2287.88	2777.31
590	871	DX82	SLU_ENV_NL	Min	-209958.33	-62493.38	2855.86	-4858.02	-4213.90
590	871	SX82	SLU_ENV_NL	Min	-215856.82	-64006.40	4437.71	-4858.02	-2776.26
590	871	SX95	SLU_ENV_NL	Min	-207521.11	-63006.98	4082.37	-1122.76	-2776.26
590	871	DX95	SLU_ENV_NL	Min	-205343.76	-62097.25	2500.51	-1122.76	-4213.90
591	872	DX95	SLU_ENV_NL	Max	164754.18	48527.37	16080.88	4326.12	3695.99
591	872	SX95	SLU_ENV_NL	Max	153116.64	45278.07	16831.56	4326.12	5058.94
591	872	SX108	SLU_ENV_NL	Max	149006.80	45358.96	18074.41	3051.09	5058.94
591	872	DX108	SLU_ENV_NL	Max	160038.30	48910.38	17323.72	3051.09	3695.99
591	872	DX95	SLU_ENV_NL	Min	-203586.99	-60418.47	1081.57	-5519.54	-5054.41
591	872	SX95	SLU_ENV_NL	Min	-205003.74	-60600.91	4212.01	-5519.54	-3693.55
591	872	SX108	SLU_ENV_NL	Min	-198840.50	-60552.36	2435.56	-1936.20	-3693.55
591	872	DX108	SLU_ENV_NL	Min	-199747.78	-60581.96	-694.89	-1936.20	-5054.41
593	873	DX114	SLU_ENV_NL	Max	157089.35	46093.42	298.05	6098.40	4658.96
593	873	DX127	SLU_ENV_NL	Max	152741.51	46855.84	2176.74	2806.95	4658.96
593	873	SX127	SLU_ENV_NL	Max	141400.29	43248.80	2177.18	2806.95	5810.66
593	873	SX114	SLU_ENV_NL	Max	145189.28	42728.07	298.50	6098.40	5810.66
593	873	DX114	SLU_ENV_NL	Min	-196672.37	-58172.89	-18656.20	-5089.29	-5809.41
593	873	DX127	SLU_ENV_NL	Min	-190438.29	-57960.30	-19544.66	-3749.12	-5809.41
593	873	SX127	SLU_ENV_NL	Min	-187739.56	-57355.62	-17749.85	-3749.12	-4658.60
593	873	SX114	SLU_ENV_NL	Min	-195891.64	-57733.75	-16861.39	-5089.29	-4658.60
594	874	DX127	SLU_ENV_NL	Max	149309.34	43577.29	4478.49	6897.94	5965.79
594	874	DX140	SLU_ENV_NL	Max	141696.97	43724.60	7281.62	3971.05	5965.79
594	874	SX140	SLU_ENV_NL	Max	132363.68	40769.39	4465.10	3971.05	6836.83
594	874	SX127	SLU_ENV_NL	Max	138517.21	40494.88	1661.97	6897.94	6836.83
594	874	DX127	SLU_ENV_NL	Min	-187554.77	-55204.92	-17846.51	-6136.89	-6833.80
594	874	DX140	SLU_ENV_NL	Min	-180877.81	-55324.85	-19512.24	-4687.34	-6833.80
594	874	SX140	SLU_ENV_NL	Min	-177213.61	-54380.48	-20846.01	-4687.34	-5961.59
594	874	SX127	SLU_ENV_NL	Min	-184306.98	-54075.70	-19180.27	-6136.89	-5961.59
595	875	DX140	SLU_ENV_NL	Max	137660.01	39868.40	7877.13	7835.92	7454.57
595	875	DX153	SLU_ENV_NL	Max	132035.78	41040.33	6504.93	5306.55	7454.57
595	875	SX153	SLU_ENV_NL	Max	123837.73	38476.59	6694.19	5306.55	8039.64
595	875	SX140	SLU_ENV_NL	Max	128722.37	37291.44	8066.38	7835.92	8039.64
595	875	DX140	SLU_ENV_NL	Min	-177235.75	-51844.40	-21868.55	-7325.25	-8037.10
595	875	DX153	SLU_ENV_NL	Min	-166086.25	-51152.20	-19342.67	-5788.43	-8037.10
595	875	SX153	SLU_ENV_NL	Min	-161506.30	-49882.23	-17871.64	-5788.43	-7450.96
595	875	SX140	SLU_ENV_NL	Min	-173176.12	-50522.49	-20397.52	-7325.25	-7450.96
596	876	DX153	SLU_ENV_NL	Max	127308.59	36524.87	4050.53	8876.11	9104.90
596	876	DX166	SLU_ENV_NL	Max	117047.36	36781.92	25051.95	6793.34	9104.90
596	876	SX166	SLU_ENV_NL	Max	112075.08	35239.95	21470.90	6793.34	9380.73
596	876	SX153	SLU_ENV_NL	Max	119345.36	34186.18	469.49	8876.11	9380.73
596	876	DX153	SLU_ENV_NL	Min	-161592.61	-46857.53	-11790.81	-8630.51	-9376.24
596	876	DX166	SLU_ENV_NL	Min	-149284.66	-46405.65	-31390.96	-7019.63	-9376.24
596	876	SX166	SLU_ENV_NL	Min	-146862.46	-45727.76	-34211.76	-7019.63	-9095.24
596	876	SX153	SLU_ENV_NL	Min	-156778.44	-45364.51	-14611.61	-8630.51	-9095.24
598	877	DX112	SLU_ENV_NL	Max	30272.62	9097.30	16402.40	52.96	394.64
598	877	DX125	SLU_ENV_NL	Max	29479.62	8828.37	19180.97	244.69	394.64
598	877	SX125	SLU_ENV_NL	Max	29759.30	8982.96	20545.17	244.69	-113.74
598	877	SX112	SLU_ENV_NL	Max	33237.58	9916.11	17766.60	52.96	-113.74
598	877	DX112	SLU_ENV_NL	Min	-22136.15	-6586.29	-38725.68	-490.37	112.50
598	877	DX125	SLU_ENV_NL	Min	-24647.22	-7448.72	-40243.81	180.45	112.50
598	877	SX125	SLU_ENV_NL	Min	-23374.69	-6996.56	-39208.59	180.45	-396.93
598	877	SX112	SLU_ENV_NL	Min	-22305.24	-6707.42	-37690.46	-490.37	-396.93
599	878	DX125	SLU_ENV_NL	Max	29538.85	8881.42	19742.07	27.87	143.36
599	878	DX138	SLU_ENV_NL	Max	29425.66	8807.93	23519.92	272.22	143.36
599	878	SX138	SLU_ENV_NL	Max	29474.56	8858.78	27263.37	272.22	-116.80
599	878	SX125	SLU_ENV_NL	Max	29641.19	8875.94	23485.52	27.87	-116.80
599	878	DX125	SLU_ENV_NL	Min	-24529.63	-7343.41	-40960.64	-250.04	113.30
599	878	DX138	SLU_ENV_NL	Min	-24415.10	-7340.01	-43285.23	-55.03	113.30
599	878	SX138	SLU_ENV_NL	Min	-23899.68	-7149.70	-42047.20	-55.03	-144.98
599	878	SX125	SLU_ENV_NL	Min	-23434.17	-7050.45	-39722.61	-250.04	-144.98
600	879	DX138	SLU_ENV_NL	Max	29479.79	8856.30	26553.63	73.91	90.16
600	879	DX151	SLU_ENV_NL	Max	28215.23	8452.20	27771.07	228.42	90.16
600	879	SX151	SLU_ENV_NL	Max	25001.06	7491.31	30735.65	228.42	67.03
600	879	SX138	SLU_ENV_NL	Max	29463.64	8848.10	29518.20	73.91	67.03
600	879	DX138	SLU_ENV_NL	Min	-24404.87	-7331.64	-44930.71	-93.67	-71.38
600	879	DX151	SLU_ENV_NL	Min	-29036.57	-8700.79	-44663.72	-210.96	-71.38
600	879	SX151	SLU_ENV_NL	Min	-25441.45	-7619.53	-42866.73	-210.96	-92.15
600	879	SX138	SLU_ENV_NL	Min	-23954.13	-7199.14	-43133.72	-93.67	-92.15



Autorità Portuale di Taranto
Interventi per il dragaggio di 2,3 M³ di sedimenti in area Molo Polisettoriale e per la realizzazione di un primo lotto della cassa di colmata funzionale all'ampliamento del V Sporgente del Porto di Taranto

Allegati alla relazione di calcolo strutturale allineamento "BC"

Data 05/2016
Rev. B
c.d.c.: C296A
514B

601	880	DX151	SLU_ENV_NL	Max	28346.39	8569.84	25049.27	451.27	476.88
601	880	DX164	SLU_ENV_NL	Max	28228.99	8402.77	39352.68	559.17	476.88
601	880	SX164	SLU_ENV_NL	Max	25504.04	7552.80	46634.02	559.17	713.21
601	880	SX151	SLU_ENV_NL	Max	25181.86	7652.97	32330.61	451.27	713.21
601	880	DX151	SLU_ENV_NL	Min	-29218.35	-8865.75	-43184.34	-251.42	-720.05
601	880	DX164	SLU_ENV_NL	Min	-30647.47	-9093.99	-55680.15	-763.37	-720.05
601	880	SX164	SLU_ENV_NL	Min	-26859.15	-7991.09	-53374.87	-763.37	-479.61
601	880	SX151	SLU_ENV_NL	Min	-25573.02	-7738.56	-40879.06	-251.42	-479.61
603	881	DX110	SLU_ENV_NL	Max	30273.50	9097.56	38725.55	553.31	456.17
603	881	SX110	SLU_ENV_NL	Max	35113.46	10470.34	37690.46	553.31	-113.70
603	881	SX123	SLU_ENV_NL	Max	31573.45	9535.73	39208.59	-221.80	-113.70
603	881	DX123	SLU_ENV_NL	Max	29480.59	8828.67	40243.68	-221.80	456.17
603	881	DX110	SLU_ENV_NL	Min	-24159.44	-7184.75	-16730.29	-53.00	112.46
603	881	SX110	SLU_ENV_NL	Min	-22306.47	-6707.78	-18084.26	-53.00	-458.46
603	881	SX123	SLU_ENV_NL	Min	-23375.73	-6996.88	-20891.94	-244.66	-458.46
603	881	DX123	SLU_ENV_NL	Min	-26581.88	-8037.65	-19537.96	-244.66	112.46
604	882	DX123	SLU_ENV_NL	Max	29539.80	8881.70	40960.61	325.61	190.52
604	882	SX123	SLU_ENV_NL	Max	31423.33	9399.88	39722.50	325.61	-144.94
604	882	SX136	SLU_ENV_NL	Max	31152.82	9372.97	42047.10	-0.27	-144.94
604	882	DX136	SLU_ENV_NL	Max	29426.41	8808.16	43285.21	-0.27	190.52
604	882	DX123	SLU_ENV_NL	Min	-26432.28	-7903.50	-20114.40	-27.91	143.32
604	882	SX123	SLU_ENV_NL	Min	-23435.19	-7050.75	-23852.73	-27.91	-194.02
604	882	SX136	SLU_ENV_NL	Min	-23900.80	-7150.05	-27675.25	-272.20	-194.02
604	882	DX136	SLU_ENV_NL	Min	-26232.91	-7896.06	-23936.93	-272.20	143.32
605	883	DX136	SLU_ENV_NL	Max	29480.52	8856.52	44930.56	183.44	90.13
605	883	SX136	SLU_ENV_NL	Max	31102.18	9326.50	43133.74	183.44	-27.91
605	883	SX149	SLU_ENV_NL	Max	26539.13	7965.89	42866.74	139.82	-27.91
605	883	DX149	SLU_ENV_NL	Max	28216.10	8452.47	44663.56	139.82	90.13
605	883	DX136	SLU_ENV_NL	Min	-26182.97	-7851.91	-27014.88	-73.95	23.56
605	883	SX136	SLU_ENV_NL	Min	-23955.24	-7199.47	-29962.69	-73.95	-92.12
605	883	SX149	SLU_ENV_NL	Min	-25442.35	-7619.81	-31157.31	-228.39	-92.12
605	883	DX149	SLU_ENV_NL	Min	-30683.13	-9207.92	-28209.50	-228.39	23.56
606	884	DX149	SLU_ENV_NL	Max	28347.24	8570.09	43184.28	251.40	476.86
606	884	SX149	SLU_ENV_NL	Max	26671.21	8083.67	40878.93	251.40	596.98
606	884	SX162	SLU_ENV_NL	Max	26834.48	7968.04	53374.83	673.19	596.98
606	884	DX162	SLU_ENV_NL	Max	28229.65	8402.97	55680.18	673.19	476.86
606	884	DX149	SLU_ENV_NL	Min	-30816.20	-9329.00	-25425.99	-344.46	-603.84
606	884	SX149	SLU_ENV_NL	Min	-25573.91	-7738.82	-32704.27	-344.46	-479.59
606	884	SX162	SLU_ENV_NL	Min	-26860.17	-7991.40	-47330.88	-559.15	-479.59
606	884	DX162	SLU_ENV_NL	Min	-32120.20	-9551.92	-40052.59	-559.15	-603.84
608	885	DX108	SLU_ENV_NL	Max	157088.99	46093.32	18948.73	5122.81	4689.27
608	885	SX108	SLU_ENV_NL	Max	146731.26	43185.27	17168.27	5122.81	5810.63
608	885	SX121	SLU_ENV_NL	Max	142838.28	43685.60	18085.71	3749.10	5810.63
608	885	DX121	SLU_ENV_NL	Max	152741.25	46855.75	19866.17	3749.10	4689.27
608	885	DX108	SLU_ENV_NL	Min	-197471.98	-58407.39	-298.17	-6098.37	-5809.38
608	885	SX108	SLU_ENV_NL	Min	-195890.63	-57733.45	-298.44	-6098.37	-4688.94
608	885	SX121	SLU_ENV_NL	Min	-187738.53	-57355.30	-2177.12	-2824.83	-4688.94
608	885	DX121	SLU_ENV_NL	Min	-191276.66	-58217.20	-2176.84	-2824.83	-5809.38
609	886	DX121	SLU_ENV_NL	Max	149309.10	43577.22	18233.81	6174.60	6001.46
609	886	SX121	SLU_ENV_NL	Max	139937.27	40914.54	19484.58	6174.60	6836.78
609	886	SX134	SLU_ENV_NL	Max	133797.82	41205.99	21189.02	4687.31	6836.78
609	886	DX134	SLU_ENV_NL	Max	141696.62	43724.49	19938.25	4687.31	6001.46
609	886	DX121	SLU_ENV_NL	Min	-188375.22	-55444.71	-4478.36	-6897.90	-6833.76
609	886	SX121	SLU_ENV_NL	Min	-184305.96	-54075.40	-1662.13	-6897.90	-5997.30
609	886	SX134	SLU_ENV_NL	Min	-177212.79	-54380.22	-4465.27	-3993.84	-5997.30
609	886	DX134	SLU_ENV_NL	Min	-181607.40	-55550.07	-7281.50	-3993.84	-6833.76
610	887	DX134	SLU_ENV_NL	Max	137659.68	39868.31	22267.41	7368.47	7497.25
610	887	SX134	SLU_ENV_NL	Max	130135.23	37707.70	20823.73	7368.47	8039.60
610	887	SX147	SLU_ENV_NL	Max	125109.84	38865.82	18293.45	5788.40	8039.60
610	887	DX147	SLU_ENV_NL	Max	132035.61	41040.27	19737.12	5788.40	7497.25
610	887	DX134	SLU_ENV_NL	Min	-177944.06	-52049.31	-7877.27	-7835.88	-8037.05
610	887	SX134	SLU_ENV_NL	Min	-173175.32	-50522.26	-8066.28	-7835.88	-7493.68
610	887	SX147	SLU_ENV_NL	Min	-161505.45	-49881.97	-6694.08	-5335.70	-7493.68
610	887	DX147	SLU_ENV_NL	Min	-166843.45	-51386.95	-6505.07	-5335.70	-8037.05
611	888	DX147	SLU_ENV_NL	Max	127308.45	36524.84	12208.90	8675.13	9149.85
611	888	SX147	SLU_ENV_NL	Max	120593.69	34552.70	14954.08	8675.13	9380.66
611	888	SX160	SLU_ENV_NL	Max	113396.80	35644.45	34763.60	7019.57	9380.66
611	888	DX160	SLU_ENV_NL	Max	117047.15	36781.84	32018.43	7019.57	9149.85
611	888	DX147	SLU_ENV_NL	Min	-162326.03	-47069.56	-4050.38	-8876.05	-9376.17
611	888	SX147	SLU_ENV_NL	Min	-156777.62	-45364.27	-469.67	-8876.05	-9140.13
611	888	SX160	SLU_ENV_NL	Min	-146861.85	-45727.57	-21471.12	-6824.85	-9140.13
611	888	DX160	SLU_ENV_NL	Min	-149848.07	-46582.67	-25051.82	-6824.85	-9376.17
613	889	DX166	SLU_ENV_NL	Max	111203.86	31200.30	54952.33	11108.12	12149.11
613	889	DX179	SLU_ENV_NL	Max	102756.90	32987.93	36669.45	9490.58	12149.11
613	889	SX179	SLU_ENV_NL	Max	97188.92	31316.15	38287.10	9490.58	12154.37
613	889	SX166	SLU_ENV_NL	Max	106309.18	29733.28	54935.70	11108.12	12154.37
613	889	DX166	SLU_ENV_NL	Min	-143517.10	-40893.46	-63610.57	-11094.76	-12148.75
613	889	DX179	SLU_ENV_NL	Min	-126507.42	-40113.90	-45971.16	-9487.75	-12148.75
613	889	SX179	SLU_ENV_NL	Min	-123321.65	-39158.99	-45987.79	-9487.75	-12141.58
613	889	SX166	SLU_ENV_NL	Min	-141017.99	-40142.90	-61992.92	-11094.76	-12141.58
616	890	DX164	SLU_ENV_NL	Max	28355.65	8516.20	52839.28	272.62	70.22



616	890	DX177	SLU_ENV_NL	Max	26116.16	7825.34	10784.77	217.48	70.22
616	890	SX177	SLU_ENV_NL	Max	17926.76	5308.13	17745.11	217.48	508.34
616	890	SX164	SLU_ENV_NL	Max	25786.96	7805.98	59799.62	272.62	508.34
616	890	DX164	SLU_ENV_NL	Min	-30931.77	-9351.77	-67671.80	95.49	-517.10
616	890	DX177	SLU_ENV_NL	Min	-40044.94	-11941.24	-26236.01	-596.40	-517.10
616	890	SX177	SLU_ENV_NL	Min	-29401.74	-8810.07	-22761.57	-596.40	-73.73
616	890	SX164	SLU_ENV_NL	Min	-26986.36	-8106.36	-64197.37	95.49	-73.73
617	349	SX247	SLU_ENV_NL	Max	-722.57	1971.40	4184.77	369.55	30.12
617	349	SX260	SLU_ENV_NL	Max	3304.02	2031.61	2780.89	339.88	30.12
617	349	SX259	SLU_ENV_NL	Max	-1355.73	-1313.54	2305.83	339.88	38.20
617	349	SX246	SLU_ENV_NL	Max	-5439.04	172.81	3709.71	369.55	38.20
617	349	SX247	SLU_ENV_NL	Min	-2580.85	-3194.72	-426.49	167.49	-51.19
617	349	SX260	SLU_ENV_NL	Min	625.68	-383.07	1567.38	-226.10	-51.19
617	349	SX259	SLU_ENV_NL	Min	-8765.16	-1369.50	1186.53	-226.10	4.25
617	349	SX246	SLU_ENV_NL	Min	-14201.66	-6400.01	-807.34	167.49	4.25
620	891	DX162	SLU_ENV_NL	Max	28356.30	8516.39	67671.79	-95.51	70.20
620	891	SX162	SLU_ENV_NL	Max	27054.60	8164.65	64197.50	-95.51	352.35
620	891	SX175	SLU_ENV_NL	Max	18988.76	5648.36	22761.38	471.24	352.35
620	891	DX175	SLU_ENV_NL	Max	26116.88	7825.56	26235.67	471.24	70.20
620	891	DX162	SLU_ENV_NL	Min	-32341.70	-9753.14	-53976.61	-133.41	-361.13
620	891	SX162	SLU_ENV_NL	Min	-26987.37	-8106.66	-60919.02	-133.41	-73.72
620	891	SX175	SLU_ENV_NL	Min	-29402.64	-8810.35	-17450.49	-217.47	-73.72
620	891	DX175	SLU_ENV_NL	Min	-41279.34	-12333.18	-10508.08	-217.47	-361.13
623	892	DX160	SLU_ENV_NL	Max	111203.69	31200.26	64436.01	11150.99	12208.36
623	892	SX160	SLU_ENV_NL	Max	107602.61	30110.75	62835.31	11150.99	12154.29
623	892	SX173	SLU_ENV_NL	Max	98259.41	31647.86	45987.81	9487.68	12154.29
623	892	DX173	SLU_ENV_NL	Max	102756.81	32987.89	45971.00	9487.68	12208.36
623	892	DX160	SLU_ENV_NL	Min	-144052.22	-41043.46	-54952.41	-11108.05	-12148.67
623	892	SX160	SLU_ENV_NL	Min	-141017.42	-40142.74	-54935.59	-11108.05	-12200.92
623	892	SX173	SLU_ENV_NL	Min	-123321.17	-39158.84	-38264.34	-9534.85	-12200.92
623	892	DX173	SLU_ENV_NL	Min	-127137.92	-40313.58	-36663.64	-9534.85	-12148.67
647	350	SX246	SLU_ENV_NL	Max	-3884.71	-258.99	3898.72	5712.84	-121.75
647	350	SX259	SLU_ENV_NL	Max	-2683.35	-516.74	2179.12	3907.00	-121.75
647	350	SX258	SLU_ENV_NL	Max	-9558.71	-4207.79	2072.25	3907.00	149.26
647	350	SX245	SLU_ENV_NL	Max	-20202.58	-4702.37	3791.85	5712.84	149.26
647	350	SX246	SLU_ENV_NL	Min	-6779.88	-3325.59	-874.60	1095.51	-133.43
647	350	SX259	SLU_ENV_NL	Min	-6178.03	-1738.25	1254.67	-660.79	-133.43
647	350	SX258	SLU_ENV_NL	Min	-226307.45	-66157.39	386.94	-660.79	130.15
647	350	SX245	SLU_ENV_NL	Min	-232924.87	-71600.13	-1742.33	1095.51	130.15
677	351	SX260	SLU_ENV_NL	Max	3093.94	1176.96	2187.84	396.68	50.00
677	351	SX273	SLU_ENV_NL	Max	-420.34	1787.44	2963.97	622.12	50.00
677	351	SX272	SLU_ENV_NL	Max	2166.87	-1006.99	3678.43	622.12	54.91
677	351	SX259	SLU_ENV_NL	Max	211.96	1181.18	2902.30	396.68	54.91
677	351	SX260	SLU_ENV_NL	Min	291.20	-126.73	1458.72	17.81	-72.22
677	351	SX273	SLU_ENV_NL	Min	-911.35	-1826.89	1272.55	-450.40	-72.22
677	351	SX272	SLU_ENV_NL	Min	-17616.92	-3357.41	1111.02	-450.40	-40.69
677	351	SX259	SLU_ENV_NL	Min	-10079.80	-4237.61	1297.18	17.81	-40.69
707	352	SX259	SLU_ENV_NL	Max	-4640.01	-314.78	2300.82	6076.82	-179.86
707	352	SX272	SLU_ENV_NL	Max	7291.82	1062.15	4307.23	2883.33	-179.86
707	352	SX271	SLU_ENV_NL	Max	16200.79	3432.98	3143.34	2883.33	262.56
707	352	SX258	SLU_ENV_NL	Max	-6076.88	-547.39	1136.93	6076.82	262.56
707	352	SX259	SLU_ENV_NL	Min	-10112.86	-4279.70	1728.65	1172.48	-216.70
707	352	SX272	SLU_ENV_NL	Min	-2992.28	570.86	727.73	-1332.51	-216.70
707	352	SX271	SLU_ENV_NL	Min	-207151.97	-60470.85	-1162.45	-1332.51	196.08
707	352	SX258	SLU_ENV_NL	Min	-224320.24	-68886.50	-161.52	1172.48	196.08
708	353	DX388	SLU_ENV_NL	Max	139123.56	41760.30	1807.42	370.73	581.46
708	353	SX388	SLU_ENV_NL	Max	139175.14	41808.53	1313.00	370.73	247.27
708	353	SX375	SLU_ENV_NL	Max	138895.23	41612.58	1994.99	786.54	247.27
708	353	DX375	SLU_ENV_NL	Max	136830.77	41026.00	2489.40	786.54	581.46
708	353	DX388	SLU_ENV_NL	Min	-120201.21	-36116.69	672.44	-95.52	-243.38
708	353	SX388	SLU_ENV_NL	Min	-116720.90	-35040.48	-1212.92	-95.52	-580.12
708	353	SX375	SLU_ENV_NL	Min	-119728.48	-35894.33	-1546.49	-1079.91	-580.12
708	353	DX375	SLU_ENV_NL	Min	-122173.33	-36595.67	338.86	-1079.91	-243.38
709	354	DX375	SLU_ENV_NL	Max	136956.63	41126.24	3491.28	229.01	907.73
709	354	SX375	SLU_ENV_NL	Max	139179.37	41841.28	2527.76	229.01	419.60
709	354	SX362	SLU_ENV_NL	Max	139081.40	41636.95	3508.89	933.75	419.60
709	354	DX362	SLU_ENV_NL	Max	130720.19	39176.80	4472.41	933.75	907.73
709	354	DX375	SLU_ENV_NL	Min	-122457.73	-36825.23	1128.29	174.63	-412.00
709	354	SX375	SLU_ENV_NL	Min	-119855.28	-35997.74	-3250.44	174.63	-905.98
709	354	SX362	SLU_ENV_NL	Min	-127303.20	-38149.80	-4554.41	-1362.41	-905.98
709	354	DX362	SLU_ENV_NL	Min	-125197.93	-37471.47	-175.68	-1362.41	-412.00
710	355	DX362	SLU_ENV_NL	Max	130990.50	39394.66	5154.03	547.84	1358.71
710	355	SX362	SLU_ENV_NL	Max	139514.16	41985.50	5043.32	547.84	995.13
710	355	SX349	SLU_ENV_NL	Max	140837.27	42119.93	6219.90	1433.71	995.13
710	355	DX349	SLU_ENV_NL	Max	139175.71	41655.21	6330.62	1433.71	1358.71
710	355	DX362	SLU_ENV_NL	Min	-125630.89	-37820.70	-6744.44	-259.20	-1002.51
710	355	SX362	SLU_ENV_NL	Min	-127573.53	-38367.72	-2348.45	-259.20	-1357.98
710	355	SX349	SLU_ENV_NL	Min	-122298.52	-36593.90	-3831.40	-1754.44	-1357.98
710	355	DX349	SLU_ENV_NL	Min	-128265.49	-38348.21	-8227.40	-1754.44	-1002.51
711	356	DX349	SLU_ENV_NL	Max	139617.08	42012.15	8127.39	919.92	1814.05
711	356	SX349	SLU_ENV_NL	Max	141443.15	42607.97	6945.85	919.92	1306.51



Autorità Portuale di Taranto
Interventi per il dragaggio di 2,3 M³ di sedimenti in area Molo Polisettoriale e per la realizzazione di un primo lotto della cassa di colmata funzionale all'ampliamento del V Sporgente del Porto di Taranto

Allegati alla relazione di calcolo strutturale allineamento "BC"

Data 05/2016
Rev. B
c.d.c.: C296A
514B



711	356	SX336	SLU_ENV_NL	Max	141893.71	42393.08	8349.49	1705.73	1306.51
711	356	DX336	SLU_ENV_NL	Max	143931.58	43052.45	9531.02	1705.73	1814.05
711	356	DX349	SLU_ENV_NL	Min	-128871.61	-38837.06	-7985.02	-512.05	-1310.47
711	356	SX349	SLU_ENV_NL	Min	-122738.95	-36947.71	-5939.83	-512.05	-1811.85
711	356	SX336	SLU_ENV_NL	Min	-122236.91	-36545.04	-6994.27	-2152.87	-1811.85
711	356	DX336	SLU_ENV_NL	Min	-133703.31	-39935.41	-9039.46	-2152.87	-1310.47
712	357	DX336	SLU_ENV_NL	Max	144525.40	43531.69	10393.87	1383.65	2380.93
712	357	SX336	SLU_ENV_NL	Max	142694.96	43038.63	10407.18	1383.65	1796.97
712	357	SX323	SLU_ENV_NL	Max	145393.21	43387.82	11863.76	2133.35	1796.97
712	357	DX323	SLU_ENV_NL	Max	148669.17	44426.68	11850.45	2133.35	2380.93
712	357	DX336	SLU_ENV_NL	Min	-134504.79	-40581.70	-9627.03	-913.87	-1798.74
712	357	SX336	SLU_ENV_NL	Min	-122830.26	-37022.70	-8295.12	-913.87	-2380.45
712	357	SX323	SLU_ENV_NL	Min	-123924.78	-37003.81	-9267.38	-2651.43	-2380.45
712	357	DX323	SLU_ENV_NL	Min	-138742.99	-41392.63	-10599.28	-2651.43	-1798.74
713	358	DX323	SLU_ENV_NL	Max	149437.61	45046.49	13672.35	1748.67	2837.86
713	358	SX323	SLU_ENV_NL	Max	146390.17	44191.16	12818.49	1748.67	2221.47
713	358	SX310	SLU_ENV_NL	Max	148491.89	44273.46	14439.74	2510.01	2221.47
713	358	DX310	SLU_ENV_NL	Max	153975.32	45977.39	15293.60	2510.01	2837.86
713	358	DX323	SLU_ENV_NL	Min	-139740.13	-42196.58	-11495.43	-1257.13	-2223.75
713	358	SX323	SLU_ENV_NL	Min	-124692.88	-37622.50	-10226.25	-1257.13	-2836.13
713	358	SX310	SLU_ENV_NL	Min	-126631.04	-37774.68	-11376.29	-3059.80	-2836.13
713	358	DX310	SLU_ENV_NL	Min	-145904.37	-43496.77	-12645.47	-3059.80	-2223.75
714	359	DX310	SLU_ENV_NL	Max	154961.08	46772.49	16263.19	2258.41	3469.31
714	359	SX310	SLU_ENV_NL	Max	149696.91	45244.57	16688.58	2258.41	2933.42
714	359	SX297	SLU_ENV_NL	Max	154397.39	45983.72	18509.83	3135.06	2933.42
714	359	DX297	SLU_ENV_NL	Max	161538.52	48177.39	18084.44	3135.06	3469.31
714	359	DX310	SLU_ENV_NL	Min	-147109.52	-44468.31	-14163.13	-1839.34	-2936.38
714	359	SX310	SLU_ENV_NL	Min	-127616.36	-38568.33	-12206.18	-1839.34	-3469.48
714	359	SX297	SLU_ENV_NL	Min	-129590.13	-38593.62	-13484.17	-3621.92	-3469.48
714	359	DX297	SLU_ENV_NL	Min	-152517.58	-45419.82	-15441.12	-3621.92	-2936.38
715	360	DX297	SLU_ENV_NL	Max	162782.82	49180.96	18291.23	2668.91	3986.76
715	360	SX297	SLU_ENV_NL	Max	155823.17	47133.70	22305.45	2668.91	3573.89
715	360	SX284	SLU_ENV_NL	Max	165470.46	49254.39	22986.34	3704.93	3573.89
715	360	DX284	SLU_ENV_NL	Max	169822.35	50600.59	18972.11	3704.93	3986.76
715	360	DX297	SLU_ENV_NL	Min	-153942.75	-46567.78	-16829.62	-2355.13	-3576.98
715	360	SX297	SLU_ENV_NL	Min	-130833.94	-39595.52	-15053.94	-2355.13	-3993.93
715	360	SX284	SLU_ENV_NL	Min	-134211.91	-39918.23	-15452.65	-4094.38	-3993.93
715	360	DX284	SLU_ENV_NL	Min	-155921.84	-46391.60	-17228.32	-4094.38	-3576.98
716	361	DX284	SLU_ENV_NL	Max	213896.37	64661.51	16299.82	2050.06	3777.88
716	361	SX284	SLU_ENV_NL	Max	209888.40	63492.85	22623.11	2050.06	3552.98
716	361	SX271	SLU_ENV_NL	Max	221229.69	65842.57	23315.89	4105.51	3552.98
716	361	DX271	SLU_ENV_NL	Max	217732.31	64827.09	16992.59	4105.51	3777.88
716	361	DX284	SLU_ENV_NL	Min	-195361.57	-59131.26	-15282.28	-1917.03	-3553.61
716	361	SX284	SLU_ENV_NL	Min	-169358.91	-51300.10	-14510.53	-1917.03	-3791.08
716	361	SX271	SLU_ENV_NL	Min	-174206.41	-51769.49	-15096.09	-4364.32	-3791.08
716	361	DX271	SLU_ENV_NL	Min	-193268.69	-57457.82	-15867.84	-4364.32	-3553.61
717	362	DX271	SLU_ENV_NL	Max	219606.24	66515.43	20839.15	2778.73	4689.30
717	362	SX271	SLU_ENV_NL	Max	223185.98	67606.81	22984.15	2778.73	4568.16
717	362	SX258	SLU_ENV_NL	Max	230518.71	68504.60	24531.98	5004.93	4568.16
717	362	DX258	SLU_ENV_NL	Max	224700.72	66776.66	22386.99	5004.93	4689.30
717	362	DX271	SLU_ENV_NL	Min	-195223.37	-59216.66	-17595.18	-2739.25	-4569.97
717	362	SX271	SLU_ENV_NL	Min	-176080.13	-53457.11	-16840.63	-2739.25	-4694.39
717	362	SX258	SLU_ENV_NL	Min	-182151.41	-54012.35	-18396.07	-5173.55	-4694.39
717	362	DX258	SLU_ENV_NL	Min	-199356.44	-59157.29	-19150.62	-5173.55	-4569.97
718	363	DX258	SLU_ENV_NL	Max	227041.14	68885.46	21712.37	3379.85	5454.14
718	363	SX258	SLU_ENV_NL	Max	232860.87	70615.85	25603.78	3379.85	5573.45
718	363	SX245	SLU_ENV_NL	Max	243429.92	72271.38	26346.95	5905.54	5573.45
718	363	DX245	SLU_ENV_NL	Max	234940.25	69708.95	22455.54	5905.54	5454.14
718	363	DX258	SLU_ENV_NL	Min	-201697.45	-61264.72	-20187.67	-3543.46	-5576.37
718	363	SX258	SLU_ENV_NL	Min	-184491.42	-56119.76	-18284.78	-3543.46	-5462.03
718	363	SX245	SLU_ENV_NL	Min	-190216.12	-56292.50	-19235.25	-5871.14	-5462.03
718	363	DX245	SLU_ENV_NL	Min	-204466.72	-60584.54	-21138.14	-5871.14	-5576.37
719	364	DX245	SLU_ENV_NL	Max	237698.20	72193.86	23902.20	3816.04	6036.99
719	364	SX245	SLU_ENV_NL	Max	246082.26	74661.56	24038.98	3816.04	6378.03
719	364	SX232	SLU_ENV_NL	Max	252253.55	74839.18	24867.49	6643.68	6378.03
719	364	DX232	SLU_ENV_NL	Max	245471.26	72756.98	24730.71	6643.68	6036.99
719	364	DX245	SLU_ENV_NL	Min	-207118.31	-62972.24	-20733.42	-4167.99	-6379.74
719	364	SX245	SLU_ENV_NL	Min	-192973.65	-58776.03	-19786.74	-4167.99	-6037.50
719	364	SX232	SLU_ENV_NL	Min	-200789.14	-59352.80	-20880.39	-6416.58	-6037.50
719	364	DX232	SLU_ENV_NL	Min	-215700.68	-63873.46	-21827.06	-6416.58	-6379.74
720	365	DX232	SLU_ENV_NL	Max	248715.12	75679.64	22308.98	4498.88	6910.54
720	365	SX232	SLU_ENV_NL	Max	255242.24	77532.60	27090.52	4498.88	7679.55
720	365	SX219	SLU_ENV_NL	Max	269558.52	79907.63	27800.13	7814.12	7679.55
720	365	DX219	SLU_ENV_NL	Max	259805.34	76876.50	23018.59	7814.12	6910.54
720	365	DX232	SLU_ENV_NL	Min	-218688.44	-66563.73	-22721.78	-5204.79	-7682.76
720	365	SX232	SLU_ENV_NL	Min	-204032.57	-62274.01	-20488.11	-5204.79	-6920.72
720	365	SX219	SLU_ENV_NL	Min	-211713.34	-62449.76	-21528.05	-7222.53	-6920.72
720	365	DX219	SLU_ENV_NL	Min	-221272.39	-65424.52	-23761.72	-7222.53	-7682.76
721	366	DX219	SLU_ENV_NL	Max	263642.02	80332.84	25372.57	5167.69	7789.57
721	366	SX219	SLU_ENV_NL	Max	272950.72	82963.98	23754.87	5167.69	8949.87
721	366	SX206	SLU_ENV_NL	Max	278500.90	82471.50	25168.79	8967.71	8949.87



Autorità Portuale di Taranto
Interventi per il dragaggio di 2,3 M³ di sedimenti in area Molo Polisettoriale e per la realizzazione di un primo lotto della cassa di colmata funzionale all'ampliamento del V Sporgente del Porto di Taranto

Allegati alla relazione di calcolo strutturale allineamento "BC"

Data 05/2016
Rev. B
c.d.c.: C296A
514B



721	366	DX206	SLU_ENV_NL	Max	272515.74	80514.49	26786.49	8967.71	7789.57
721	366	DX219	SLU_ENV_NL	Min	-224664.10	-68479.23	-22479.33	-6200.32	-8948.40
721	366	SX219	SLU_ENV_NL	Min	-215549.87	-65905.58	-22650.82	-6200.32	-7784.98
721	366	SX206	SLU_ENV_NL	Min	-228545.80	-67323.12	-24430.94	-8031.08	-7784.98
721	366	DX206	SLU_ENV_NL	Min	-238144.25	-70363.28	-24259.45	-8031.08	-8948.40
722	367	DX206	SLU_ENV_NL	Max	277134.94	84675.65	23276.91	6260.37	9167.22
722	367	SX206	SLU_ENV_NL	Max	282413.53	85996.55	27640.86	6260.37	11071.99
722	367	SX193	SLU_ENV_NL	Max	298066.52	88147.46	29272.03	10862.92	11071.99
722	367	DX193	SLU_ENV_NL	Max	292260.35	86142.93	24908.09	10862.92	9167.22
722	367	DX206	SLU_ENV_NL	Min	-242056.50	-73887.02	-25527.17	-7905.24	-11074.44
722	367	SX206	SLU_ENV_NL	Min	-233164.91	-71483.98	-23258.94	-7905.24	-9176.26
722	367	SX193	SLU_ENV_NL	Min	-245099.92	-71995.46	-25246.87	-9284.95	-9176.26
722	367	DX193	SLU_ENV_NL	Min	-248817.16	-73375.08	-27515.11	-9284.95	-11074.44
723	368	DX193	SLU_ENV_NL	Max	297883.43	91209.56	21597.68	7625.41	10881.30
723	368	SX193	SLU_ENV_NL	Max	302697.52	92323.07	37400.56	7625.41	13293.97
723	368	SX180	SLU_ENV_NL	Max	333164.21	98435.45	31774.13	12864.65	13293.97
723	368	DX180	SLU_ENV_NL	Max	318819.00	93801.17	15971.25	12864.65	10881.30
723	368	DX193	SLU_ENV_NL	Min	-253444.95	-77539.95	-32144.54	-9675.33	-13303.20
723	368	SX193	SLU_ENV_NL	Min	-250721.97	-77058.65	-26956.25	-9675.33	-10908.73
723	368	SX180	SLU_ENV_NL	Min	-262285.11	-76843.47	-21944.49	-10840.71	-10908.73
723	368	DX180	SLU_ENV_NL	Min	-249603.19	-73374.49	-27132.78	-10840.71	-13303.20
724	369	DX180	SLU_ENV_NL	Max	386301.15	115445.53	9572.73	4495.46	2502.23
724	369	SX180	SLU_ENV_NL	Max	402751.21	120210.06	8080.55	4495.46	3459.04
724	369	SX167	SLU_ENV_NL	Max	397114.56	119749.68	-399.81	562.06	3459.04
724	369	DX167	SLU_ENV_NL	Max	385268.96	116025.50	1046.08	562.06	2502.23
724	369	DX180	SLU_ENV_NL	Min	-300419.09	-89510.26	-11030.31	-5301.19	-3459.59
724	369	SX180	SLU_ENV_NL	Min	-316722.35	-94570.26	-8216.69	-5301.19	-2507.84
724	369	SX167	SLU_ENV_NL	Min	-312365.10	-94155.98	-446.09	249.63	-2507.84
724	369	DX167	SLU_ENV_NL	Min	-298613.25	-90199.44	-3213.44	249.63	-3459.59
725	370	DX167	SLU_ENV_NL	Max	383828.06	114650.16	4378.62	4720.90	2802.65
725	370	SX167	SLU_ENV_NL	Max	395197.45	117918.70	3048.13	4720.90	3602.16
725	370	SX154	SLU_ENV_NL	Max	393779.62	118774.42	437.91	723.80	3602.16
725	370	DX154	SLU_ENV_NL	Max	382888.56	115364.83	1768.39	723.80	2802.65
725	370	DX167	SLU_ENV_NL	Min	-296695.64	-88366.81	-6766.38	-5385.47	-3606.78
725	370	SX167	SLU_ENV_NL	Min	-310923.13	-92777.07	-5365.15	-5385.47	-2808.17
725	370	SX154	SLU_ENV_NL	Min	-305826.96	-92247.96	-3407.14	-34.04	-2808.17
725	370	DX154	SLU_ENV_NL	Min	-290358.69	-87749.49	-4808.38	-34.04	-3606.78
726	371	DX154	SLU_ENV_NL	Max	381578.87	114114.63	410.30	4029.93	2019.43
726	371	SX154	SLU_ENV_NL	Max	392057.73	117129.89	-28.79	4029.93	2740.03
726	371	SX141	SLU_ENV_NL	Max	388089.45	116914.27	435.97	603.99	2740.03
726	371	DX141	SLU_ENV_NL	Max	380562.30	114527.72	875.06	603.99	2019.43
726	371	DX154	SLU_ENV_NL	Min	-288636.36	-86103.48	-5293.40	-4618.09	-2740.00
726	371	SX154	SLU_ENV_NL	Min	-304516.38	-90994.79	-2734.93	-4618.09	-2023.18
726	371	SX141	SLU_ENV_NL	Min	-301184.23	-90715.39	-3865.85	26.01	-2023.18
726	371	DX141	SLU_ENV_NL	Min	-286709.68	-86500.33	-6424.32	26.01	-2740.00
727	372	DX141	SLU_ENV_NL	Max	379561.98	113573.01	134.16	3708.23	1663.14
727	372	SX141	SLU_ENV_NL	Max	386715.35	115601.64	-1252.13	3708.23	2321.87
727	372	SX128	SLU_ENV_NL	Max	385419.07	116038.68	-1678.59	885.26	2321.87
727	372	DX128	SLU_ENV_NL	Max	379759.56	114223.45	-292.30	885.26	1663.14
727	372	DX141	SLU_ENV_NL	Min	-285335.44	-85187.25	-5468.14	-4236.58	-2323.32
727	372	SX141	SLU_ENV_NL	Min	-300183.08	-89757.93	-3869.58	-4236.58	-1667.96
727	372	SX128	SLU_ENV_NL	Min	-296402.18	-89217.65	-4023.30	-299.98	-1667.96
727	372	DX128	SLU_ENV_NL	Min	-281634.81	-84903.83	-5621.87	-299.98	-2323.32
728	373	DX128	SLU_ENV_NL	Max	378944.81	113445.97	-1318.45	3413.76	1335.93
728	373	SX128	SLU_ENV_NL	Max	384258.86	114930.20	-1851.62	3413.76	1952.60
728	373	SX115	SLU_ENV_NL	Max	380723.00	114564.36	-1696.92	1146.79	1952.60
728	373	DX115	SLU_ENV_NL	Max	378277.00	113720.57	-1163.75	1146.79	1335.93
728	373	DX128	SLU_ENV_NL	Min	-280474.64	-83795.46	-6174.18	-3898.84	-1950.82
728	373	SX128	SLU_ENV_NL	Min	-295586.66	-88437.60	-3639.24	-3898.84	-1339.09
728	373	SX115	SLU_ENV_NL	Min	-293376.90	-88251.47	-4278.16	-590.85	-1339.09
728	373	DX115	SLU_ENV_NL	Min	-279811.53	-84290.39	-6813.10	-590.85	-1950.82
729	374	DX115	SLU_ENV_NL	Max	377598.13	113073.12	-1221.54	3254.11	1161.96
729	374	SX115	SLU_ENV_NL	Max	379716.82	113602.94	-2507.27	3254.11	1754.67
729	374	SX102	SLU_ENV_NL	Max	378874.53	113974.47	-2162.43	1279.00	1754.67
729	374	DX102	SLU_ENV_NL	Max	379388.30	114022.81	-876.70	1279.00	1161.96
729	374	DX115	SLU_ENV_NL	Min	-278805.46	-83329.35	-6873.11	-3711.79	-1755.28
729	374	SX115	SLU_ENV_NL	Min	-292697.07	-87600.84	-4411.51	-3711.79	-1168.67
729	374	SX102	SLU_ENV_NL	Min	-288399.79	-86728.22	-4909.72	-737.26	-1168.67
729	374	DX102	SLU_ENV_NL	Min	-275872.05	-83073.90	-7371.33	-737.26	-1755.28
730	375	DX102	SLU_ENV_NL	Max	378823.81	113485.02	-1634.47	3031.99	913.43
730	375	SX102	SLU_ENV_NL	Max	377960.12	113100.86	-1611.57	3031.99	1614.14
730	375	SX89	SLU_ENV_NL	Max	374877.60	112750.46	-1157.32	1478.29	1614.14
730	375	DX89	SLU_ENV_NL	Max	378704.13	113773.36	-1180.22	1478.29	913.43
730	375	DX102	SLU_ENV_NL	Min	-274957.63	-82200.28	-7930.86	-3573.71	-1613.55
730	375	SX102	SLU_ENV_NL	Min	-287834.03	-86186.19	-4284.24	-3573.71	-919.94
730	375	SX89	SLU_ENV_NL	Min	-285981.52	-85958.48	-3959.14	-838.38	-919.94
730	375	DX89	SLU_ENV_NL	Min	-274568.07	-82657.43	-7605.77	-838.38	-1613.55
731	376	DX89	SLU_ENV_NL	Max	378285.19	113373.29	-303.64	2778.07	629.50
731	376	SX89	SLU_ENV_NL	Max	374012.14	111923.30	-2514.52	2778.07	1575.23
731	376	SX76	SLU_ENV_NL	Max	372833.18	112130.30	-1621.96	1715.27	1575.23
731	376	DX76	SLU_ENV_NL	Max	377811.35	113455.67	588.92	1715.27	629.50



Autorità Portuale di Taranto
Interventi per il dragaggio di 2,3 M³ di sedimenti in area Molo Polisettoriale e per la realizzazione di un primo lotto della cassa di colmata funzionale all'ampliamento del V Sporgente del Porto di Taranto

Allegati alla relazione di calcolo strutturale allineamento "BC"

Data 05/2016
Rev. B
c.d.c.: C296A
514B

731	376	DX89	SLU_ENV_NL	Min	-273702.87	-81831.15	-3188.20	-3522.59	-1573.06
731	376	SX89	SLU_ENV_NL	Min	-285562.42	-85557.89	-4717.92	-3522.59	-624.61
731	376	SX76	SLU_ENV_NL	Min	-284687.19	-85516.99	-4660.75	-854.54	-624.61
731	376	DX76	SLU_ENV_NL	Min	-271495.16	-81728.26	-3131.02	-854.54	-1573.06
732	377	DX76	SLU_ENV_NL	Max	377408.21	113070.09	-314.88	2965.22	856.91
732	377	SX76	SLU_ENV_NL	Max	371923.65	111261.33	600.20	2965.22	1775.66
732	377	SX63	SLU_ENV_NL	Max	369805.18	111257.32	1901.09	1511.85	1775.66
732	377	DX63	SLU_ENV_NL	Max	376359.54	113060.23	986.01	1511.85	856.91
732	377	DX76	SLU_ENV_NL	Min	-270585.65	-80859.35	-4760.86	-3675.83	-1777.64
732	377	SX76	SLU_ENV_NL	Min	-284284.42	-85132.61	-3110.52	-3675.83	-858.07
732	377	SX63	SLU_ENV_NL	Min	-283488.25	-85199.19	-4198.66	-664.56	-858.07
732	377	DX63	SLU_ENV_NL	Min	-268881.77	-80980.87	-5849.00	-664.56	-1777.64
733	378	DX63	SLU_ENV_NL	Max	375791.08	112519.26	442.83	3277.97	1231.40
733	378	SX63	SLU_ENV_NL	Max	368801.62	110300.65	3727.48	3277.97	1915.63
733	378	SX50	SLU_ENV_NL	Max	372246.73	112013.86	3992.94	1176.08	1915.63
733	378	DX50	SLU_ENV_NL	Max	380027.83	114226.41	708.29	1176.08	1231.40
733	378	DX63	SLU_ENV_NL	Min	-267876.44	-80018.30	-7782.78	-3780.27	-1932.05
733	378	SX63	SLU_ENV_NL	Min	-282918.00	-84652.25	-3159.02	-3780.27	-1248.83
733	378	SX50	SLU_ENV_NL	Min	-276013.21	-83027.12	-3157.83	-519.53	-1248.83
733	378	DX50	SLU_ENV_NL	Min	-260292.32	-78432.33	-7781.59	-519.53	-1932.05
734	379	DX50	SLU_ENV_NL	Max	379435.77	113663.57	-98.22	3016.27	941.94
734	379	SX50	SLU_ENV_NL	Max	371347.83	111157.78	2601.32	3016.27	1388.40
734	379	SX37	SLU_ENV_NL	Max	370740.20	111468.63	1910.13	1413.82	1388.40
734	379	DX37	SLU_ENV_NL	Max	379810.75	114110.39	-789.41	1413.82	941.94
734	379	DX50	SLU_ENV_NL	Min	-259391.13	-77568.64	-4849.11	-3311.42	-1395.69
734	379	SX50	SLU_ENV_NL	Min	-275418.80	-82456.43	-1748.51	-3311.42	-948.96
734	379	SX37	SLU_ENV_NL	Min	-273009.76	-82072.14	-553.65	-952.02	-948.96
734	379	DX37	SLU_ENV_NL	Min	-257003.87	-77349.86	-3654.26	-952.02	-1395.69
735	380	DX37	SLU_ENV_NL	Max	379459.59	113776.26	465.40	2504.87	347.92
735	380	SX37	SLU_ENV_NL	Max	370226.20	110978.90	220.12	2504.87	501.49
735	380	SX24	SLU_ENV_NL	Max	372584.95	111864.45	62.32	1911.01	501.49
735	380	DX24	SLU_ENV_NL	Max	381653.32	114557.61	-68.82	1911.01	347.92
735	380	DX37	SLU_ENV_NL	Min	-256488.75	-76856.40	-877.13	-2548.15	-505.81
735	380	SX37	SLU_ENV_NL	Min	-272657.45	-81734.19	-745.99	-2548.15	-352.84
735	380	SX24	SLU_ENV_NL	Min	-269709.90	-80976.02	-379.97	-1694.50	-352.84
735	380	DX24	SLU_ENV_NL	Min	-253046.43	-76004.16	-134.69	-1694.50	-505.81
737	381	SX273	SLU_ENV_NL	Max	-413.35	650.25	3275.61	120.25	60.23
737	381	SX286	SLU_ENV_NL	Max	1607.01	678.76	-34.02	739.66	60.23
737	381	SX285	SLU_ENV_NL	Max	8200.80	1411.56	-29.12	739.66	31.65
737	381	SX272	SLU_ENV_NL	Max	3875.94	2236.05	3280.51	120.25	31.65
737	381	SX273	SLU_ENV_NL	Min	-1640.57	-3047.83	1401.60	85.90	-39.42
737	381	SX286	SLU_ENV_NL	Min	563.53	-856.01	-116.47	-353.33	-39.42
737	381	SX285	SLU_ENV_NL	Min	-19952.01	-4824.30	-522.97	-353.33	-37.88
737	381	SX272	SLU_ENV_NL	Min	-19672.00	-7803.14	995.10	85.90	-37.88
738	382	SX272	SLU_ENV_NL	Max	5784.98	2786.14	2444.02	3730.39	86.06
738	382	SX285	SLU_ENV_NL	Max	11257.92	2351.32	823.59	4982.29	86.06
738	382	SX284	SLU_ENV_NL	Max	30107.16	8028.04	2807.40	4982.29	103.21
738	382	SX271	SLU_ENV_NL	Max	19409.80	6891.57	4427.83	3730.39	103.21
738	382	SX272	SLU_ENV_NL	Min	-5436.47	-3510.62	302.91	332.21	-100.88
738	382	SX285	SLU_ENV_NL	Min	-21500.80	-5310.80	170.07	-1027.71	-100.88
738	382	SX284	SLU_ENV_NL	Min	-226737.93	-66506.00	-751.03	-1027.71	-101.82
738	382	SX271	SLU_ENV_NL	Min	-207011.65	-63577.66	-618.19	332.21	-101.82
739	383	SX286	SLU_ENV_NL	Max	1623.52	1672.40	-298.88	77.64	42.78
739	383	SX299	SLU_ENV_NL	Max	-669.17	1593.67	2061.41	598.22	42.78
739	383	SX298	SLU_ENV_NL	Max	5834.40	792.81	2559.37	598.22	9.84
739	383	SX285	SLU_ENV_NL	Max	7588.51	3324.63	199.08	77.64	9.84
739	383	SX286	SLU_ENV_NL	Min	906.68	-238.63	-305.25	5.30	-23.81
739	383	SX299	SLU_ENV_NL	Min	-1518.47	-1033.98	353.25	-218.93	-23.81
739	383	SX298	SLU_ENV_NL	Min	-22712.83	-5213.92	496.23	-218.93	-35.34
739	383	SX285	SLU_ENV_NL	Min	-17345.63	-6171.70	-162.28	5.30	-35.34
740	384	SX285	SLU_ENV_NL	Max	8456.96	3577.24	402.89	2921.73	-4.76
740	384	SX298	SLU_ENV_NL	Max	8679.34	1654.22	2324.57	2907.14	-4.76
740	384	SX297	SLU_ENV_NL	Max	29549.68	7809.55	3802.82	2907.14	42.94
740	384	SX284	SLU_ENV_NL	Max	25824.57	8691.14	1881.14	2921.73	42.94
740	384	SX285	SLU_ENV_NL	Min	-15536.77	-5626.70	-59.97	-16.57	-50.41
740	384	SX298	SLU_ENV_NL	Min	-27621.10	-6688.74	422.12	-638.59	-50.41
740	384	SX297	SLU_ENV_NL	Min	-198857.18	-58345.73	145.80	-638.59	-2.57
740	384	SX284	SLU_ENV_NL	Min	-184502.88	-56655.63	-336.29	-16.57	-2.57
741	385	SX299	SLU_ENV_NL	Max	-334.12	312.76	2398.35	450.13	1.86
741	385	SX312	SLU_ENV_NL	Max	918.95	1033.48	2994.55	277.41	1.86
741	385	SX311	SLU_ENV_NL	Max	7508.15	1301.04	2689.09	277.41	21.40
741	385	SX298	SLU_ENV_NL	Max	6438.73	2577.33	2092.89	450.13	21.40
741	385	SX299	SLU_ENV_NL	Min	-2438.28	-2057.54	516.68	-152.92	-4.52
741	385	SX312	SLU_ENV_NL	Min	564.07	-1003.09	-658.58	-82.10	-4.52
741	385	SX311	SLU_ENV_NL	Min	-20074.53	-5368.81	-816.96	-82.10	-8.77
741	385	SX298	SLU_ENV_NL	Min	-23907.56	-8611.19	358.31	-152.92	-8.77
742	386	SX298	SLU_ENV_NL	Max	8999.07	3347.90	3387.73	3608.07	9.84
742	386	SX311	SLU_ENV_NL	Max	6764.61	1075.51	1456.92	2040.55	9.84
742	386	SX310	SLU_ENV_NL	Max	26687.64	7233.82	-12.84	2040.55	134.99
742	386	SX297	SLU_ENV_NL	Max	30375.38	9933.97	1917.98	3608.07	134.99
742	386	SX298	SLU_ENV_NL	Min	-29428.01	-10282.58	233.58	-463.55	-100.25



Autorità Portuale di Taranto
Interventi per il dragaggio di 2,3 M³ di sedimenti in area Molo Polisettoriale e per la realizzazione di un primo lotto della cassa di colmata funzionale all'ampliamento del V Sporgente del Porto di Taranto

Allegati alla relazione di calcolo strutturale allineamento "BC"

Data 05/2016
Rev. B
c.d.c.: C296A
514B



742	386	SX311	SLU_ENV_NL	Min	-19293.30	-5119.19	-713.82	-244.06	-100.25
742	386	SX310	SLU_ENV_NL	Min	-179583.89	-52784.12	-458.02	-244.06	-23.10
742	386	SX297	SLU_ENV_NL	Min	-198819.04	-60647.81	489.38	-463.55	-23.10
743	387	SX312	SLU_ENV_NL	Max	1342.19	1257.18	2804.41	511.75	5.48
743	387	SX325	SLU_ENV_NL	Max	181.78	839.18	1503.76	164.71	5.48
743	387	SX324	SLU_ENV_NL	Max	4432.48	755.72	1489.94	164.71	30.55
743	387	SX311	SLU_ENV_NL	Max	7960.02	3140.74	2790.59	511.75	30.55
743	387	SX312	SLU_ENV_NL	Min	178.22	-661.20	-849.18	-180.57	-21.53
743	387	SX325	SLU_ENV_NL	Min	-1137.20	-820.00	-355.89	-28.25	-21.53
743	387	SX324	SLU_ENV_NL	Min	-18935.77	-4629.69	-86.37	-28.25	-17.38
743	387	SX311	SLU_ENV_NL	Min	-20186.00	-6514.82	-579.66	-180.57	-17.38
744	388	SX311	SLU_ENV_NL	Max	7669.59	3059.62	1317.91	4293.90	27.06
744	388	SX324	SLU_ENV_NL	Max	4649.01	814.67	2998.51	753.27	27.06
744	388	SX323	SLU_ENV_NL	Max	22182.13	5904.09	1128.11	753.27	284.62
744	388	SX310	SLU_ENV_NL	Max	26800.54	8642.66	-372.99	4293.90	284.62
744	388	SX311	SLU_ENV_NL	Min	-22327.76	-7194.67	-727.68	-538.70	-246.74
744	388	SX324	SLU_ENV_NL	Min	-11931.69	-2491.14	75.18	-89.49	-246.74
744	388	SX323	SLU_ENV_NL	Min	-151283.84	-44551.53	429.87	-89.49	-40.35
744	388	SX310	SLU_ENV_NL	Min	-177553.49	-54055.56	-552.49	-538.70	-40.35
745	389	SX325	SLU_ENV_NL	Max	-698.97	138.90	1582.39	494.35	10.21
745	389	SX338	SLU_ENV_NL	Max	1139.75	701.40	1808.57	106.56	10.21
745	389	SX337	SLU_ENV_NL	Max	5057.93	821.51	1556.07	106.56	34.84
745	389	SX324	SLU_ENV_NL	Max	4585.05	1766.13	1329.89	494.35	34.84
745	389	SX325	SLU_ENV_NL	Min	-764.83	-1173.60	-162.12	-170.43	-23.35
745	389	SX338	SLU_ENV_NL	Min	202.69	-668.03	-363.81	-3.29	-23.35
745	389	SX337	SLU_ENV_NL	Min	-15468.05	-4317.88	-473.42	-3.29	-14.88
745	389	SX324	SLU_ENV_NL	Min	-19229.54	-6751.49	-271.73	-170.43	-14.88
746	390	SX324	SLU_ENV_NL	Max	5465.82	2036.26	2302.37	3386.35	31.44
746	390	SX337	SLU_ENV_NL	Max	3031.12	207.57	646.11	944.83	31.44
746	390	SX336	SLU_ENV_NL	Max	16613.72	4476.51	-315.35	944.83	194.47
746	390	SX323	SLU_ENV_NL	Max	22125.00	7214.74	1340.91	3386.35	194.47
746	390	SX324	SLU_ENV_NL	Min	-15711.25	-5722.48	108.25	-509.12	-171.94
746	390	SX337	SLU_ENV_NL	Min	-12687.35	-3457.18	-880.77	-9.03	-171.94
746	390	SX336	SLU_ENV_NL	Min	-132510.23	-39046.13	-501.16	-9.03	-43.62
746	390	SX323	SLU_ENV_NL	Min	-148677.62	-45231.31	487.87	-509.12	-43.62
747	391	SX338	SLU_ENV_NL	Max	1052.02	1674.10	1653.77	451.72	7.82
747	391	SX351	SLU_ENV_NL	Max	40.21	573.84	1738.95	63.39	7.82
747	391	SX350	SLU_ENV_NL	Max	3122.28	981.42	1895.64	63.39	31.56
747	391	SX337	SLU_ENV_NL	Max	5429.59	2549.34	1657.11	451.72	31.56
747	391	SX338	SLU_ENV_NL	Min	538.43	-105.89	-482.11	-143.20	-26.72
747	391	SX351	SLU_ENV_NL	Min	-202.65	415.51	1143.27	11.23	-26.72
747	391	SX350	SLU_ENV_NL	Min	-14250.98	-3603.37	1146.61	11.23	-15.36
747	391	SX337	SLU_ENV_NL	Min	-15234.89	-4737.80	-325.41	-143.20	-15.36
748	392	SX337	SLU_ENV_NL	Max	4054.26	2143.35	705.86	3303.06	32.32
748	392	SX350	SLU_ENV_NL	Max	5389.79	1655.07	2221.25	392.11	32.32
748	392	SX349	SLU_ENV_NL	Max	16330.60	4366.56	2124.65	392.11	232.64
748	392	SX336	SLU_ENV_NL	Max	16418.62	5300.87	-729.91	3303.06	232.64
748	392	SX337	SLU_ENV_NL	Min	-15647.00	-4893.05	-633.31	-427.62	-204.22
748	392	SX350	SLU_ENV_NL	Min	-7571.27	-1567.84	2130.93	28.32	-204.22
748	392	SX349	SLU_ENV_NL	Min	-108774.31	-32153.91	617.62	28.32	-36.11
748	392	SX336	SLU_ENV_NL	Min	-130112.94	-39484.78	-807.46	-427.62	-36.11
749	393	SX351	SLU_ENV_NL	Max	-376.74	-705.35	1801.12	407.50	10.02
749	393	SX364	SLU_ENV_NL	Max	905.75	241.36	831.39	33.44	10.02
749	393	SX363	SLU_ENV_NL	Max	1791.81	-185.51	574.45	33.44	32.89
749	393	SX350	SLU_ENV_NL	Max	2896.62	769.76	1844.22	407.50	32.89
749	393	SX351	SLU_ENV_NL	Min	-772.78	-932.51	1242.55	-128.87	-25.05
749	393	SX364	SLU_ENV_NL	Min	-504.56	-1371.40	-741.16	21.46	-25.05
749	393	SX363	SLU_ENV_NL	Min	-10624.34	-3133.52	-698.05	21.46	-14.34
749	393	SX350	SLU_ENV_NL	Min	-14278.51	-4898.74	985.61	-128.87	-14.34
750	394	SX350	SLU_ENV_NL	Max	5844.68	1658.38	1674.86	2356.22	25.62
750	394	SX363	SLU_ENV_NL	Max	-2755.56	-1553.92	67.84	802.48	25.62
750	394	SX362	SLU_ENV_NL	Max	3746.45	845.74	519.33	802.48	123.35
750	394	SX349	SLU_ENV_NL	Max	16113.62	5156.28	2754.86	2356.22	123.35
750	394	SX350	SLU_ENV_NL	Min	-10317.01	-3728.50	1529.24	-381.23	-109.83
750	394	SX363	SLU_ENV_NL	Min	-8423.91	-2455.18	-560.68	93.89	-109.83
750	394	SX362	SLU_ENV_NL	Min	-96370.83	-28528.82	-551.50	93.89	-45.68
750	394	SX349	SLU_ENV_NL	Min	-106727.90	-32324.34	909.90	-381.23	-45.68
751	395	SX364	SLU_ENV_NL	Max	549.35	239.28	695.23	357.29	11.68
751	395	SX377	SLU_ENV_NL	Max	51.69	394.75	744.26	54.72	11.68
751	395	SX376	SLU_ENV_NL	Max	782.88	-599.54	725.24	54.72	28.96
751	395	SX363	SLU_ENV_NL	Max	1636.40	-196.57	676.21	357.29	28.96
751	395	SX364	SLU_ENV_NL	Min	-281.47	-1134.76	-751.51	-112.71	-26.86
751	395	SX377	SLU_ENV_NL	Min	-683.72	-1393.77	-2592.18	-14.66	-26.86
751	395	SX376	SLU_ENV_NL	Min	-9167.05	-2373.54	-2531.16	-14.66	-13.45
751	395	SX363	SLU_ENV_NL	Min	-10229.56	-3003.53	-690.48	-112.71	-13.45
752	396	SX363	SLU_ENV_NL	Max	-2250.14	-1354.67	192.11	2276.51	37.95
752	396	SX376	SLU_ENV_NL	Max	2481.76	-97.73	1356.11	484.23	37.95
752	396	SX375	SLU_ENV_NL	Max	7242.26	2012.27	432.62	484.23	142.58
752	396	SX362	SLU_ENV_NL	Max	3360.08	1043.33	-266.54	2276.51	142.58
752	396	SX363	SLU_ENV_NL	Min	-10173.11	-3007.41	63.24	-321.91	-126.40
752	396	SX376	SLU_ENV_NL	Min	-5342.99	-1205.50	-3396.80	144.22	-126.40



Autorità Portuale di Taranto
Interventi per il dragaggio di 2,3 M m³ di sedimenti in area Molo Polisettoriale e per la realizzazione di un primo lotto della cassa di colmata funzionale all'ampliamento del V Sporgente del Porto di Taranto

Allegati alla relazione di calcolo strutturale allineamento "BC"

Data 05/2016
Rev. B
c.d.c.: C296A
514B



752	396	SX375	SLU_ENV_NL	Min	-81828.61	-24365.62	-3855.46	144.22	-32.01
752	396	SX362	SLU_ENV_NL	Min	-94818.27	-28632.03	-860.26	-321.91	-32.01
753	397	SX377	SLU_ENV_NL	Max	278.56	1395.07	823.91	310.46	9.85
753	397	SX390	SLU_ENV_NL	Max	618.68	1479.06	434.31	51.14	9.85
753	397	SX389	SLU_ENV_NL	Max	1215.07	1280.70	216.98	51.14	29.55
753	397	SX376	SLU_ENV_NL	Max	1223.43	1287.72	606.58	310.46	29.55
753	397	SX377	SLU_ENV_NL	Min	-589.81	-597.81	-2553.85	-78.80	-25.03
753	397	SX390	SLU_ENV_NL	Min	545.75	-28.15	-531.11	-53.18	-25.03
753	397	SX389	SLU_ENV_NL	Min	-5960.92	-1923.84	-544.72	-53.18	-9.65
753	397	SX376	SLU_ENV_NL	Min	-9026.05	-3049.32	-2567.46	-78.80	-9.65
754	398	SX376	SLU_ENV_NL	Max	3463.91	1964.05	1068.30	1780.12	23.05
754	398	SX389	SLU_ENV_NL	Max	-84.35	886.68	715.24	624.37	23.05
754	398	SX388	SLU_ENV_NL	Max	1169.60	376.25	1202.58	624.37	92.01
754	398	SX375	SLU_ENV_NL	Max	6905.08	2100.39	462.19	1780.12	92.01
754	398	SX376	SLU_ENV_NL	Min	-7112.54	-2489.47	-3848.22	-218.68	-81.44
754	398	SX389	SLU_ENV_NL	Min	-4377.97	-1434.76	-220.43	138.24	-81.44
754	398	SX388	SLU_ENV_NL	Min	-71436.28	-21280.54	-826.53	138.24	-30.52
754	398	SX375	SLU_ENV_NL	Min	-80391.74	-24190.58	-3360.87	-218.68	-30.52
755	399	SX415	SLU_ENV_NL	Max	518.00	220.84	309.15	698.52	40.94
755	399	SX402	SLU_ENV_NL	Max	-308.74	-49.20	274.54	1187.13	40.94
755	399	SX403	SLU_ENV_NL	Max	-620.80	41.08	833.67	1187.13	2.42
755	399	SX416	SLU_ENV_NL	Max	2648.77	594.77	403.43	698.52	2.42
755	399	SX415	SLU_ENV_NL	Min	-51068.96	-15278.86	-872.01	6.91	-0.86
755	399	SX402	SLU_ENV_NL	Min	-57703.58	-17272.85	-630.11	-14.94	-0.86
755	399	SX403	SLU_ENV_NL	Min	-1365.43	-617.50	-535.84	-14.94	-32.39
755	399	SX416	SLU_ENV_NL	Min	361.42	356.69	-312.88	6.91	-32.39
756	400	SX416	SLU_ENV_NL	Max	365.42	358.28	-4.17	4.11	13.93
756	400	SX403	SLU_ENV_NL	Max	-294.99	138.44	665.63	145.03	13.93
756	400	SX404	SLU_ENV_NL	Max	-104.35	-184.96	733.52	145.03	1.54
756	400	SX417	SLU_ENV_NL	Max	1134.91	32.59	168.94	4.11	1.54
756	400	SX416	SLU_ENV_NL	Min	-2014.64	-810.17	-795.27	-23.15	-0.37
756	400	SX403	SLU_ENV_NL	Min	-4068.46	-1422.49	514.29	-8.63	-0.37
756	400	SX404	SLU_ENV_NL	Min	-420.05	-335.49	687.40	-8.63	-11.31
756	400	SX417	SLU_ENV_NL	Min	226.93	32.00	-727.38	-23.15	-11.31
757	401	SX392	SLU_ENV_NL	Max	419.23	373.40	-605.95	85.03	4.32
757	401	SX378	SLU_ENV_NL	Max	427.33	397.88	541.52	37.89	4.32
757	401	SX379	SLU_ENV_NL	Max	738.22	-99.88	441.44	37.89	29.37
757	401	SX393	SLU_ENV_NL	Max	-424.83	-488.93	-518.52	85.03	29.37
757	401	SX392	SLU_ENV_NL	Min	-512.37	-277.57	-617.21	-26.90	-28.24
757	401	SX378	SLU_ENV_NL	Min	147.92	-34.41	-381.10	-276.65	-28.24
757	401	SX379	SLU_ENV_NL	Min	-6269.67	-1657.39	-293.67	-276.65	-6.00
757	401	SX393	SLU_ENV_NL	Min	-4706.57	-1206.94	-717.29	-26.90	-6.00
758	402	SX393	SLU_ENV_NL	Max	-860.16	-58.98	669.60	-47.03	7.71
758	402	SX379	SLU_ENV_NL	Max	-155.99	-366.36	259.72	74.54	7.71
758	402	SX380	SLU_ENV_NL	Max	810.04	222.54	1120.74	74.54	96.92
758	402	SX394	SLU_ENV_NL	Max	-312.00	-162.12	581.05	-47.03	96.92
758	402	SX393	SLU_ENV_NL	Min	-929.62	-621.32	-1085.18	-279.62	-82.87
758	402	SX379	SLU_ENV_NL	Min	-6517.86	-1746.72	-953.01	-1555.90	-82.87
758	402	SX380	SLU_ENV_NL	Min	-60183.53	-18077.95	-1041.56	-1555.90	-9.42
758	402	SX394	SLU_ENV_NL	Min	-48298.38	-14493.97	-224.17	-279.62	-9.42
759	403	SX394	SLU_ENV_NL	Max	31262.57	9250.98	405.00	564.25	1168.56
759	403	SX380	SLU_ENV_NL	Max	30575.44	9273.06	977.60	1328.66	1168.56
759	403	SX381	SLU_ENV_NL	Max	33410.09	11375.66	88.67	1328.66	117.45
759	403	SX395	SLU_ENV_NL	Max	34223.24	11579.46	762.92	564.25	117.45
759	403	SX394	SLU_ENV_NL	Min	-104030.89	-31265.79	42.36	-1396.07	-116.68
759	403	SX380	SLU_ENV_NL	Min	-104387.06	-31348.59	-875.69	291.70	-116.68
759	403	SX381	SLU_ENV_NL	Min	21934.37	5607.10	-517.77	291.70	-1172.07
759	403	SX395	SLU_ENV_NL	Min	18162.27	4313.80	-846.56	-1396.07	-1172.07
761	404	SX397	SLU_ENV_NL	Max	57601.56	17290.76	63.02	1192.79	395.25
761	404	SX383	SLU_ENV_NL	Max	60527.81	18292.03	143.71	547.83	395.25
761	404	SX384	SLU_ENV_NL	Max	26605.44	7952.87	181.93	547.83	1368.92
761	404	SX398	SLU_ENV_NL	Max	26006.32	7823.86	-99.63	1192.79	1368.92
761	404	SX397	SLU_ENV_NL	Min	-1366.73	-54.28	-244.31	-373.03	-1370.26
761	404	SX383	SLU_ENV_NL	Min	-2329.06	-324.67	76.07	-1999.69	-1370.26
761	404	SX384	SLU_ENV_NL	Min	-72037.21	-21485.63	-18.94	-1999.69	-394.87
761	404	SX398	SLU_ENV_NL	Min	-69754.65	-20987.52	-138.45	-373.03	-394.87
762	405	SX398	SLU_ENV_NL	Max	26006.03	7823.77	138.45	373.05	1367.09
762	405	SX384	SLU_ENV_NL	Max	26605.16	7952.79	23.12	1994.09	1367.09
762	405	SX385	SLU_ENV_NL	Max	60327.42	18229.99	-76.08	1994.09	395.25
762	405	SX399	SLU_ENV_NL	Max	57402.18	17229.52	244.32	373.05	395.25
762	405	SX398	SLU_ENV_NL	Min	-68832.98	-20710.80	101.92	-1194.16	-394.87
762	405	SX384	SLU_ENV_NL	Min	-71109.82	-21207.63	-181.95	-547.85	-394.87
762	405	SX385	SLU_ENV_NL	Min	-2329.02	-324.64	-141.03	-547.85	-1368.43
762	405	SX399	SLU_ENV_NL	Min	-1366.66	-54.24	-62.23	-1194.16	-1368.43
764	406	SX401	SLU_ENV_NL	Max	34223.49	11579.48	849.30	1390.84	117.45
764	406	SX387	SLU_ENV_NL	Max	33410.24	11375.66	517.73	-291.70	117.45
764	406	SX388	SLU_ENV_NL	Max	26054.93	7897.53	875.70	-291.70	1174.23
764	406	SX402	SLU_ENV_NL	Max	26754.73	7896.88	-36.83	1390.84	1174.23
764	406	SX401	SLU_ENV_NL	Min	17449.18	4083.95	-762.94	-564.25	-1177.65
764	406	SX387	SLU_ENV_NL	Min	21216.75	5369.42	-92.32	-1346.99	-1177.65
764	406	SX388	SLU_ENV_NL	Min	-104387.60	-31348.77	-978.45	-1346.99	-116.68



Autorità Portuale di Taranto
Interventi per il dragaggio di 2,3 M m³ di sedimenti in area Molo Polisettoriale e per la realizzazione di un primo lotto della cassa di colmata funzionale all'ampliamento del V Sporgente del Porto di Taranto

Allegati alla relazione di calcolo strutturale allineamento "BC"

Data 05/2016
Rev. B
c.d.c.: C296A
514B



764	406	SX402	SLU_ENV_NL	Min	-104031.33	-31265.93	-404.96	-564.25	-116.68
765	407	SX402	SLU_ENV_NL	Max	-269.60	-149.20	194.92	387.40	106.81
765	407	SX388	SLU_ENV_NL	Max	885.44	244.93	994.76	1720.04	106.81
765	407	SX389	SLU_ENV_NL	Max	-221.86	-387.56	900.47	1720.04	9.38
765	407	SX403	SLU_ENV_NL	Max	-286.95	130.98	1077.90	387.40	9.38
765	407	SX402	SLU_ENV_NL	Min	-58656.73	-17603.59	-534.77	53.33	-11.08
765	407	SX388	SLU_ENV_NL	Min	-70203.12	-21102.86	-1087.15	-82.96	-11.08
765	407	SX389	SLU_ENV_NL	Min	-5571.97	-1481.90	-204.16	-82.96	-93.18
765	407	SX403	SLU_ENV_NL	Min	-891.82	-631.84	-629.06	53.33	-93.18
766	408	SX403	SLU_ENV_NL	Max	-447.45	-496.66	750.93	22.98	24.19
766	408	SX389	SLU_ENV_NL	Max	710.98	-109.58	285.55	247.38	24.19
766	408	SX390	SLU_ENV_NL	Max	422.99	388.07	349.69	247.38	3.33
766	408	SX404	SLU_ENV_NL	Max	327.07	351.95	656.62	22.98	3.33
766	408	SX403	SLU_ENV_NL	Min	-4182.91	-1053.37	572.71	-68.69	-5.02
766	408	SX389	SLU_ENV_NL	Min	-5496.30	-1443.64	-486.53	-32.66	-5.02
766	408	SX390	SLU_ENV_NL	Min	181.74	-24.33	-580.85	-32.66	-23.24
766	408	SX404	SLU_ENV_NL	Min	-483.10	-268.24	636.85	-68.69	-23.24
785	409	DX406	SLU_ENV_NL	Max	123619.91	37073.55	63.47	466.47	-200.00
785	409	DX393	SLU_ENV_NL	Max	123126.93	36892.33	81.47	8.852E-02	-200.00
785	409	DX394	SLU_ENV_NL	Max	19954.26	5390.18	294.93	8.852E-02	230.58
785	409	DX407	SLU_ENV_NL	Max	20710.38	5611.67	587.83	466.47	230.58
785	409	DX406	SLU_ENV_NL	Min	-54921.36	-16509.93	-384.22	-297.37	-228.83
785	409	DX393	SLU_ENV_NL	Min	-54884.06	-16530.83	-740.11	-832.18	-228.83
785	409	DX394	SLU_ENV_NL	Min	-59414.81	-16929.19	-215.74	-832.18	200.64
785	409	DX407	SLU_ENV_NL	Min	-58124.04	-16454.78	-170.75	-297.37	200.64
787	410	DX409	SLU_ENV_NL	Max	-17764.48	-4497.72	-49.21	-110.94	258.92
787	410	DX396	SLU_ENV_NL	Max	-18373.73	-4685.32	321.61	479.98	258.92
787	410	DX397	SLU_ENV_NL	Max	39590.31	11845.01	381.04	479.98	-133.21
787	410	DX410	SLU_ENV_NL	Max	39192.55	11762.12	41.20	-110.94	-133.21
787	410	DX409	SLU_ENV_NL	Min	-23836.32	-7133.96	-414.21	-123.22	133.99
787	410	DX396	SLU_ENV_NL	Min	-24239.90	-7371.84	-117.48	200.48	133.99
787	410	DX397	SLU_ENV_NL	Min	-9594.91	-2883.68	-27.07	200.48	-258.64
787	410	DX410	SLU_ENV_NL	Min	-9636.37	-2827.46	-354.78	-123.22	-258.64
788	411	DX410	SLU_ENV_NL	Max	39192.44	11762.09	354.78	123.23	-133.50
788	411	DX397	SLU_ENV_NL	Max	39590.22	11844.98	19.93	-206.85	-133.50
788	411	DX398	SLU_ENV_NL	Max	-18373.90	-4685.39	98.88	-206.85	258.92
788	411	DX411	SLU_ENV_NL	Max	-17764.64	-4497.78	414.21	123.23	258.92
788	411	DX410	SLU_ENV_NL	Min	-8594.89	-2514.95	-11.59	105.23	-258.64
788	411	DX397	SLU_ENV_NL	Min	-8534.77	-2565.71	-381.03	-479.99	-258.64
788	411	DX398	SLU_ENV_NL	Min	-25124.88	-7596.25	-321.61	-479.99	134.26
788	411	DX411	SLU_ENV_NL	Min	-24740.32	-7362.73	67.36	105.23	134.26
790	412	DX413	SLU_ENV_NL	Max	20710.66	5611.69	170.76	303.93	229.24
790	412	DX400	SLU_ENV_NL	Max	19954.53	5390.19	201.20	835.56	229.24
790	412	DX401	SLU_ENV_NL	Max	124764.80	37370.20	740.49	835.56	-200.00
790	412	DX414	SLU_ENV_NL	Max	125285.17	37562.09	384.24	303.93	-200.00
790	412	DX413	SLU_ENV_NL	Min	-58064.78	-16474.95	-578.19	-466.48	200.64
790	412	DX400	SLU_ENV_NL	Min	-59379.05	-16957.82	-294.96	-9.068E-02	200.64
790	412	DX401	SLU_ENV_NL	Min	-54884.34	-16530.93	-81.48	-9.068E-02	-227.45
790	412	DX414	SLU_ENV_NL	Min	-54921.62	-16510.02	-38.90	-466.48	-227.45
793	413	DX393	SLU_ENV_NL	Max	123437.77	37181.11	487.65	932.24	-604.87
793	413	DX380	SLU_ENV_NL	Max	122833.87	36759.21	72.24	-475.72	-604.87
793	413	DX381	SLU_ENV_NL	Max	19661.80	6291.47	828.27	-475.72	701.52
793	413	DX394	SLU_ENV_NL	Max	20118.86	6594.33	92.47	932.24	701.52
793	413	DX393	SLU_ENV_NL	Min	-54610.95	-16275.97	-1010.71	240.79	-697.18
793	413	DX380	SLU_ENV_NL	Min	-52840.25	-15878.81	-274.91	-1387.44	-697.18
793	413	DX381	SLU_ENV_NL	Min	-63378.06	-19854.27	-352.38	-1387.44	604.62
793	413	DX394	SLU_ENV_NL	Min	-60154.46	-18647.34	63.03	240.79	604.62
795	414	DX396	SLU_ENV_NL	Max	-19088.01	-6218.03	270.99	-444.89	780.57
795	414	DX383	SLU_ENV_NL	Max	-20664.88	-6864.18	38.45	1096.80	780.57
795	414	DX384	SLU_ENV_NL	Max	41262.09	12297.59	112.86	1096.80	-422.57
795	414	DX397	SLU_ENV_NL	Max	39911.61	12067.80	304.53	-444.89	-422.57
795	414	DX396	SLU_ENV_NL	Min	-24246.22	-6943.90	-156.75	-721.40	424.16
795	414	DX383	SLU_ENV_NL	Min	-25245.14	-7477.08	-274.18	541.96	424.16
795	414	DX384	SLU_ENV_NL	Min	-8813.76	-2774.45	-240.64	541.96	-779.46
795	414	DX397	SLU_ENV_NL	Min	-9409.19	-2713.61	-82.34	-721.40	-779.46
796	415	DX397	SLU_ENV_NL	Max	39911.54	12067.78	66.73	721.42	-423.73
796	415	DX384	SLU_ENV_NL	Max	41262.06	12297.58	240.64	-549.44	-423.73
796	415	DX385	SLU_ENV_NL	Max	-20665.10	-6864.24	274.18	-549.44	780.59
796	415	DX398	SLU_ENV_NL	Max	-19088.19	-6218.07	145.62	721.42	780.59
796	415	DX397	SLU_ENV_NL	Min	-8348.68	-2395.30	-304.53	440.14	-779.48
796	415	DX384	SLU_ENV_NL	Min	-7759.22	-2458.24	-107.15	-1096.83	-779.48
796	415	DX385	SLU_ENV_NL	Min	-26160.79	-7775.36	-28.26	-1096.83	425.33
796	415	DX398	SLU_ENV_NL	Min	-25152.45	-7238.23	-270.99	440.14	425.33
798	416	DX400	SLU_ENV_NL	Max	20119.16	6594.47	-63.02	-227.36	694.24
798	416	DX387	SLU_ENV_NL	Max	19662.21	6291.65	352.43	1383.83	694.24
798	416	DX388	SLU_ENV_NL	Max	124475.61	37254.10	271.60	1383.83	-604.87
798	416	DX401	SLU_ENV_NL	Max	125086.21	37699.94	1002.52	-227.36	-604.87
798	416	DX400	SLU_ENV_NL	Min	-60095.63	-18604.78	-96.99	-932.24	604.62
798	416	DX387	SLU_ENV_NL	Min	-63311.15	-19820.32	-827.91	475.72	604.62
798	416	DX388	SLU_ENV_NL	Min	-52840.43	-15878.85	-72.26	475.72	-689.82
798	416	DX401	SLU_ENV_NL	Min	-54611.22	-16276.04	-487.70	-932.24	-689.82



Autorità Portuale di Taranto
Interventi per il dragaggio di 2,3 M³ di sedimenti in area Molo Polisettoriale e per la realizzazione di un primo lotto della cassa di colmata funzionale all'ampliamento del V Sporgente del Porto di Taranto

Allegati alla relazione di calcolo strutturale allineamento "BC"

Data 05/2016
Rev. B
c.d.c.: C296A
514B



831	417	SX407	SLU_ENV_NL	Max	136068.09	40828.30	197.66	497.98	39.00
831	417	DX406	SLU_ENV_NL	Max	138435.87	41534.43	38.59	497.98	83.59
831	417	DX393	SLU_ENV_NL	Max	137952.06	41381.95	-13.61	638.64	83.59
831	417	SX394	SLU_ENV_NL	Max	135085.22	40517.69	159.77	638.64	39.00
831	417	SX407	SLU_ENV_NL	Min	-116658.50	-35001.37	143.54	-543.46	-82.38
831	417	DX406	SLU_ENV_NL	Min	-115441.43	-34640.60	-365.73	-543.46	-38.42
831	417	DX393	SLU_ENV_NL	Min	-116666.09	-34991.65	-349.51	-609.06	-38.42
831	417	SX394	SLU_ENV_NL	Min	-117255.09	-35172.71	145.46	-609.06	-82.38
832	418	SX394	SLU_ENV_NL	Max	135160.28	40577.85	246.95	306.79	142.94
832	418	DX393	SLU_ENV_NL	Max	137986.88	41410.07	346.73	306.79	311.56
832	418	DX380	SLU_ENV_NL	Max	139048.68	41700.60	512.29	833.10	311.56
832	418	SX380	SLU_ENV_NL	Max	134065.96	40190.02	141.95	833.10	142.94
832	418	SX394	SLU_ENV_NL	Min	-117289.88	-35200.71	-23.61	-455.44	-309.49
832	418	DX393	SLU_ENV_NL	Min	-116741.42	-35052.71	-951.35	-455.44	-143.97
832	418	DX380	SLU_ENV_NL	Min	-118740.50	-35591.86	-1393.28	-698.59	-143.97
832	418	SX380	SLU_ENV_NL	Min	-116646.05	-34980.07	-194.99	-698.59	-309.49
836	419	SX415	SLU_ENV_NL	Max	141052.37	42323.25	-107.79	543.46	39.00
836	419	SX402	SLU_ENV_NL	Max	140007.90	41994.83	-74.59	609.06	39.00
836	419	DX401	SLU_ENV_NL	Max	137952.67	41382.13	437.31	609.06	80.24
836	419	DX414	SLU_ENV_NL	Max	138436.51	41534.62	404.10	543.46	80.24
836	419	SX415	SLU_ENV_NL	Min	-116659.01	-35001.52	-197.67	-515.00	-78.98
836	419	SX402	SLU_ENV_NL	Min	-117255.62	-35172.87	-145.46	-649.94	-78.98
836	419	DX401	SLU_ENV_NL	Min	-118008.04	-35394.56	13.62	-649.94	-38.42
836	419	DX414	SLU_ENV_NL	Min	-116731.62	-35027.34	-38.59	-515.00	-38.42
837	420	SX402	SLU_ENV_NL	Max	140080.54	42053.04	23.64	455.45	142.94
837	420	SX388	SLU_ENV_NL	Max	139006.73	41673.15	405.64	698.59	142.94
837	420	DX388	SLU_ENV_NL	Max	139049.39	41700.82	1614.72	698.59	302.28
837	420	DX401	SLU_ENV_NL	Max	137987.50	41410.25	1104.82	455.45	302.28
837	420	SX402	SLU_ENV_NL	Min	-117290.41	-35200.87	-104.25	-328.75	-300.23
837	420	SX388	SLU_ENV_NL	Min	-116646.49	-34980.20	-141.93	-839.35	-300.23
837	420	DX388	SLU_ENV_NL	Min	-120032.52	-35980.37	-512.33	-839.35	-143.96
837	420	DX401	SLU_ENV_NL	Min	-118080.96	-35453.67	-346.76	-328.75	-143.96
859	421	DX381	SLU_ENV_NL	Max	14503.68	4814.54	573.00	-1446.84	1574.12
859	421	DX368	SLU_ENV_NL	Max	6974.50	2462.40	1004.75	4463.36	1574.12
859	421	DX369	SLU_ENV_NL	Max	143360.92	43272.40	882.57	4463.36	-499.15
859	421	DX382	SLU_ENV_NL	Max	134752.47	40814.49	400.17	-1446.84	-499.15
859	421	DX381	SLU_ENV_NL	Min	-42143.22	-11398.29	-90.29	-2875.51	502.28
859	421	DX368	SLU_ENV_NL	Min	-44512.07	-12750.60	646.44	887.39	502.28
859	421	DX369	SLU_ENV_NL	Min	-87159.90	-26142.74	473.60	887.39	-1574.40
859	421	DX382	SLU_ENV_NL	Min	-89917.06	-26319.51	-212.47	-2875.51	-1574.40
860	422	DX382	SLU_ENV_NL	Max	42993.47	13290.06	533.86	3295.49	-445.01
860	422	DX369	SLU_ENV_NL	Max	53004.93	16162.33	755.35	-1202.53	-445.01
860	422	DX370	SLU_ENV_NL	Max	-17850.88	-5870.59	276.34	-1202.53	1594.28
860	422	DX383	SLU_ENV_NL	Max	-17042.68	-4466.77	-42.23	3295.49	1594.28
860	422	DX382	SLU_ENV_NL	Min	7242.94	2822.42	-184.33	874.93	-1596.63
860	422	DX369	SLU_ENV_NL	Min	10812.68	3255.10	-25.08	-4142.19	-1596.63
860	422	DX370	SLU_ENV_NL	Min	-23552.26	-6458.76	-601.17	-4142.19	446.27
860	422	DX383	SLU_ENV_NL	Min	-17296.36	-4964.60	-663.34	874.93	446.27
861	423	DX385	SLU_ENV_NL	Max	-17296.75	-4466.85	659.48	-881.15	1594.31
861	423	DX372	SLU_ENV_NL	Max	-18723.19	-6116.60	601.21	4142.16	1594.31
861	423	DX373	SLU_ENV_NL	Max	53005.40	16162.48	25.15	4142.16	-445.21
861	423	DX386	SLU_ENV_NL	Max	42994.27	13290.31	174.82	-881.15	-445.21
861	423	DX385	SLU_ENV_NL	Min	-17930.69	-5213.76	42.23	-3295.47	446.45
861	423	DX372	SLU_ENV_NL	Min	-23552.62	-6458.83	-267.63	1197.16	446.45
861	423	DX373	SLU_ENV_NL	Min	9006.68	2722.05	-752.29	1197.16	-1596.66
861	423	DX386	SLU_ENV_NL	Min	5416.24	2285.31	-533.83	-3295.47	-1596.66
862	424	DX386	SLU_ENV_NL	Max	134752.86	40814.61	190.58	2875.51	-502.97
862	424	DX373	SLU_ENV_NL	Max	143361.66	43272.63	-473.50	-890.70	-502.97
862	424	DX374	SLU_ENV_NL	Max	6974.96	2462.49	-646.44	-890.70	1574.12
862	424	DX387	SLU_ENV_NL	Max	14503.78	4814.53	70.42	2875.51	1574.12
862	424	DX386	SLU_ENV_NL	Min	-90866.14	-26592.66	-400.17	1461.46	-1574.40
862	424	DX373	SLU_ENV_NL	Min	-88121.60	-26423.17	-865.08	-4463.36	-1574.40
862	424	DX374	SLU_ENV_NL	Min	-44556.37	-12782.24	-985.23	-4463.36	506.16
862	424	DX387	SLU_ENV_NL	Min	-42181.70	-11416.46	-573.11	1461.46	506.16
863	425	DX368	SLU_ENV_NL	Max	3606.43	809.79	1288.26	-2063.30	1582.26
863	425	DX355	SLU_ENV_NL	Max	-264.81	-404.70	1343.91	4628.26	1582.26
863	425	DX356	SLU_ENV_NL	Max	158538.99	47145.50	83.79	4628.26	-788.40
863	425	DX369	SLU_ENV_NL	Max	146311.78	43534.30	603.47	-2063.30	-788.40
863	425	DX368	SLU_ENV_NL	Min	-46043.48	-13945.35	1098.25	-2762.77	792.46
863	425	DX355	SLU_ENV_NL	Min	-48803.03	-15911.85	375.33	1621.50	792.46
863	425	DX356	SLU_ENV_NL	Min	-80475.11	-25000.67	-119.45	1621.50	-1588.65
863	425	DX369	SLU_ENV_NL	Min	-85777.41	-25444.36	28.14	-2762.77	-1588.65
864	426	DX369	SLU_ENV_NL	Max	56004.92	16449.01	761.96	3224.15	-712.05
864	426	DX356	SLU_ENV_NL	Max	64271.61	18858.53	117.23	-1878.60	-712.05
864	426	DX357	SLU_ENV_NL	Max	-21631.73	-6565.46	27.44	-1878.60	1625.23
864	426	DX370	SLU_ENV_NL	Max	-18547.06	-4638.28	395.43	3224.15	1625.23
864	426	DX369	SLU_ENV_NL	Min	12071.32	3897.67	-332.93	1450.77	-1625.05
864	426	DX356	SLU_ENV_NL	Min	16897.94	4223.83	-486.30	-4351.92	-1625.05
864	426	DX357	SLU_ENV_NL	Min	-34870.87	-11142.42	-852.83	-4351.92	716.32
864	426	DX370	SLU_ENV_NL	Min	-27128.06	-8664.79	-422.72	1450.77	716.32
865	427	DX372	SLU_ENV_NL	Max	-19428.52	-4914.00	422.78	-1456.37	1625.25



Autorità Portuale di Taranto
Interventi per il dragaggio di 2,3 M m³ di sedimenti in area Molo Polisettoriale e per la realizzazione di un primo lotto della cassa di colmata funzionale all'ampliamento del V Sporgente del Porto di Taranto

Allegati alla relazione di calcolo strutturale allineamento "BC"

Data 05/2016
Rev. B
c.d.c.: C296A
514B



865	427	DX359	SLU_ENV_NL	Max	-22530.46	-6850.88	850.90	4351.87	1625.25
865	427	DX360	SLU_ENV_NL	Max	64271.77	18858.57	488.59	4351.87	-711.98
865	427	DX373	SLU_ENV_NL	Max	56005.29	16449.11	332.98	-1456.37	-711.98
865	427	DX372	SLU_ENV_NL	Min	-27128.34	-8664.91	-392.26	-3224.12	716.30
865	427	DX359	SLU_ENV_NL	Min	-34870.93	-11142.48	-27.43	1872.71	716.30
865	427	DX360	SLU_ENV_NL	Min	15072.70	3663.28	-117.23	1872.71	-1625.07
865	427	DX373	SLU_ENV_NL	Min	10260.15	3346.58	-754.58	-3224.12	-1625.07
866	428	DX373	SLU_ENV_NL	Max	146312.51	43534.51	-28.10	2762.77	-794.03
866	428	DX360	SLU_ENV_NL	Max	158539.64	47145.69	109.09	-1629.00	-794.03
866	428	DX361	SLU_ENV_NL	Max	-264.45	-404.59	-391.34	-1629.00	1582.26
866	428	DX374	SLU_ENV_NL	Max	3606.91	809.93	-1081.70	2762.77	1582.26
866	428	DX373	SLU_ENV_NL	Min	-86736.88	-25738.96	-581.27	2082.14	-1588.65
866	428	DX360	SLU_ENV_NL	Min	-81416.66	-25297.10	-83.77	-4628.27	-1588.65
866	428	DX361	SLU_ENV_NL	Min	-48831.35	-15921.09	-1343.86	-4628.27	798.13
866	428	DX374	SLU_ENV_NL	Min	-46083.68	-13941.76	-1288.20	2082.14	798.13
867	429	DX355	SLU_ENV_NL	Max	-2078.31	-3331.25	761.62	2232.66	1221.68
867	429	DX342	SLU_ENV_NL	Max	-2291.73	-2123.46	1279.57	2704.47	1221.68
867	429	DX343	SLU_ENV_NL	Max	153282.67	46959.29	1058.47	2704.47	535.89
867	429	DX356	SLU_ENV_NL	Max	159569.01	47460.51	1868.90	2232.66	535.89
867	429	DX355	SLU_ENV_NL	Min	-49808.39	-13153.52	113.83	-2972.11	-537.78
867	429	DX342	SLU_ENV_NL	Min	-55940.24	-16526.59	-3567.82	-269.95	-537.78
867	429	DX343	SLU_ENV_NL	Min	-71215.83	-21783.29	-2460.54	-269.95	-1213.68
867	429	DX356	SLU_ENV_NL	Min	-77789.36	-22157.67	-107.27	-2972.11	-1213.68
868	430	DX356	SLU_ENV_NL	Max	65425.60	19227.72	-301.76	2326.65	449.89
868	430	DX343	SLU_ENV_NL	Max	62723.65	19781.36	976.20	444.39	449.89
868	430	DX344	SLU_ENV_NL	Max	-27337.80	-9309.29	326.02	444.39	1129.28
868	430	DX357	SLU_ENV_NL	Max	-23297.82	-6509.30	-364.37	2326.05	1129.28
868	430	DX356	SLU_ENV_NL	Min	19411.60	6992.93	-551.98	-1668.67	-1123.47
868	430	DX343	SLU_ENV_NL	Min	26739.34	7612.95	132.30	-2924.88	-1123.47
868	430	DX344	SLU_ENV_NL	Min	-33699.84	-9527.98	319.90	-2924.88	-456.66
868	430	DX357	SLU_ENV_NL	Min	-36025.12	-11512.50	-951.94	-1668.67	-456.66
869	431	DX359	SLU_ENV_NL	Max	-24187.11	-6761.08	951.35	1668.64	1129.83
869	431	DX346	SLU_ENV_NL	Max	-28233.95	-9528.04	-319.97	2920.39	1129.83
869	431	DX347	SLU_ENV_NL	Max	62723.86	19781.43	-132.35	2920.39	449.89
869	431	DX360	SLU_ENV_NL	Max	65425.73	19227.76	551.98	1668.64	449.89
869	431	DX359	SLU_ENV_NL	Min	-36025.15	-11512.54	364.37	-2332.95	-456.66
869	431	DX346	SLU_ENV_NL	Min	-33699.94	-9565.51	-320.79	-444.39	-456.66
869	431	DX347	SLU_ENV_NL	Min	24929.46	7079.02	-971.18	-444.39	-1124.01
869	431	DX360	SLU_ENV_NL	Min	17595.59	6460.96	300.96	-2332.95	-1124.01
870	432	DX360	SLU_ENV_NL	Max	159569.67	47460.71	96.59	2994.79	535.89
870	432	DX347	SLU_ENV_NL	Max	153283.38	46959.52	2460.44	269.95	535.89
870	432	DX348	SLU_ENV_NL	Max	-2291.26	-2123.23	3567.70	269.95	1229.08
870	432	DX361	SLU_ENV_NL	Max	-2077.91	-3331.04	-129.33	2994.79	1229.08
870	432	DX360	SLU_ENV_NL	Min	-78712.01	-22420.35	-1868.85	-2232.66	-1221.03
870	432	DX347	SLU_ENV_NL	Min	-72130.84	-22050.03	-1040.06	-2716.14	-1221.03
870	432	DX348	SLU_ENV_NL	Min	-55960.86	-16548.98	-1265.99	-2716.14	-537.78
870	432	DX361	SLU_ENV_NL	Min	-49844.46	-13159.39	-761.59	-2232.66	-537.78
871	433	DX342	SLU_ENV_NL	Max	36.83	1208.57	1426.67	3028.33	1729.20
871	433	DX329	SLU_ENV_NL	Max	5156.38	4342.61	1301.68	4017.36	1729.20
871	433	DX330	SLU_ENV_NL	Max	146729.83	44459.96	1350.09	4017.36	906.20
871	433	DX343	SLU_ENV_NL	Max	151104.28	44127.84	687.09	3028.33	906.20
871	433	DX342	SLU_ENV_NL	Min	-58782.86	-17073.72	-2860.23	-4021.13	-915.44
871	433	DX329	SLU_ENV_NL	Min	-65855.37	-21524.10	916.80	-1217.71	-915.44
871	433	DX330	SLU_ENV_NL	Min	-57392.33	-18705.06	177.23	-1217.71	-1719.47
871	433	DX343	SLU_ENV_NL	Min	-67854.22	-19506.20	-2811.82	-4021.13	-1719.47
872	434	DX343	SLU_ENV_NL	Max	60732.63	17034.34	1044.18	3330.72	793.64
872	434	DX330	SLU_ENV_NL	Max	54146.39	16666.94	-617.58	1304.77	793.64
872	434	DX331	SLU_ENV_NL	Max	-30300.05	-8409.56	-128.07	1304.77	1613.81
872	434	DX344	SLU_ENV_NL	Max	-29174.88	-7070.63	463.73	3330.72	1613.81
872	434	DX343	SLU_ENV_NL	Min	29904.67	9801.80	-311.80	-2406.28	-1604.04
872	434	DX330	SLU_ENV_NL	Min	39838.26	10483.78	-883.35	-4169.75	-1604.04
872	434	DX331	SLU_ENV_NL	Min	-36688.97	-11419.78	-1198.03	-4169.75	-798.48
872	434	DX344	SLU_ENV_NL	Min	-32852.28	-10592.46	443.49	-2406.28	-798.48
873	435	DX346	SLU_ENV_NL	Max	-30079.95	-7353.45	-443.55	2406.27	1614.16
873	435	DX333	SLU_ENV_NL	Max	-30300.22	-8409.58	1198.84	4164.81	1614.16
873	435	DX334	SLU_ENV_NL	Max	54146.74	16667.04	883.35	4164.81	793.65
873	435	DX347	SLU_ENV_NL	Max	60732.88	17034.40	311.74	2406.27	793.65
873	435	DX346	SLU_ENV_NL	Min	-32852.39	-10592.46	-457.76	-3337.02	-798.49
873	435	DX333	SLU_ENV_NL	Min	-37591.27	-11709.17	128.06	-1304.78	-798.49
873	435	DX334	SLU_ENV_NL	Min	38033.50	9926.49	615.75	-1304.78	-1604.35
873	435	DX347	SLU_ENV_NL	Min	28090.30	9249.78	-1040.85	-3337.02	-1604.35
874	436	DX347	SLU_ENV_NL	Max	151104.99	44128.05	2811.68	4047.42	906.20
874	436	DX334	SLU_ENV_NL	Max	146730.33	44460.10	-194.05	1217.71	906.20
874	436	DX335	SLU_ENV_NL	Max	5156.60	4342.54	-942.69	1217.71	1738.17
874	436	DX348	SLU_ENV_NL	Max	37.23	1208.56	2860.15	4047.42	1738.17
874	436	DX347	SLU_ENV_NL	Min	-68761.50	-19784.63	-665.46	-3028.33	-1728.38
874	436	DX334	SLU_ENV_NL	Min	-58268.81	-18985.35	-1350.00	-4032.76	-1728.38
874	436	DX335	SLU_ENV_NL	Min	-65858.09	-21528.10	-1301.53	-4032.76	-915.44
874	436	DX348	SLU_ENV_NL	Min	-58803.29	-17058.02	-1414.11	-3028.33	-915.44
875	437	DX329	SLU_ENV_NL	Max	5149.75	-1273.84	1317.15	2912.26	2066.60
875	437	DX316	SLU_ENV_NL	Max	10144.41	2175.13	1442.27	4965.29	2066.60



Autorità Portuale di Taranto
Interventi per il dragaggio di 2,3 M m³ di sedimenti in area Molo Polisettoriale e per la realizzazione di un primo lotto della cassa di colmata funzionale all'ampliamento del V Sporgente del Porto di Taranto

Allegati alla relazione di calcolo strutturale allineamento "BC"

Data 05/2016
Rev. B
c.d.c.: C296A
514B

875	437	DX317	SLU_ENV_NL	Max	139090.68	43177.07	1042.37	4965.29	887.98
875	437	DX330	SLU_ENV_NL	Max	144495.77	42607.48	1583.50	2912.26	887.98
875	437	DX329	SLU_ENV_NL	Min	-68332.59	-18280.30	664.10	-4636.38	-898.70
875	437	DX316	SLU_ENV_NL	Min	-78654.86	-24056.31	-2715.37	-1252.29	-898.70
875	437	DX317	SLU_ENV_NL	Min	-41321.99	-13356.48	-2449.01	-1252.29	-2052.71
875	437	DX330	SLU_ENV_NL	Min	-52506.78	-13921.12	264.19	-4636.38	-2052.71
876	438	DX330	SLU_ENV_NL	Max	52189.23	15155.52	-521.32	3890.36	737.25
876	438	DX317	SLU_ENV_NL	Max	56019.48	15861.47	1346.72	1251.88	737.25
876	438	DX318	SLU_ENV_NL	Max	-25610.95	-6751.75	540.05	1251.88	1924.67
876	438	DX331	SLU_ENV_NL	Max	-29309.78	-9897.48	-375.08	3890.36	1924.67
876	438	DX330	SLU_ENV_NL	Min	44467.06	14931.89	-704.55	-2209.57	-1912.84
876	438	DX317	SLU_ENV_NL	Min	47676.97	15736.58	139.06	-5054.47	-1912.84
876	438	DX318	SLU_ENV_NL	Min	-47826.97	-16290.43	468.54	-5054.47	-747.78
876	438	DX331	SLU_ENV_NL	Min	-39834.94	-11148.77	-1327.98	-2209.57	-747.78
877	439	DX333	SLU_ENV_NL	Max	-29309.99	-9897.55	1326.81	2209.58	1925.98
877	439	DX320	SLU_ENV_NL	Max	-25611.05	-6751.78	-468.53	5051.89	1925.98
877	439	DX321	SLU_ENV_NL	Max	54240.25	15736.76	-139.09	5051.89	737.27
877	439	DX334	SLU_ENV_NL	Max	52189.61	14932.01	704.53	2209.58	737.27
877	439	DX333	SLU_ENV_NL	Min	-40726.98	-11398.27	375.09	-3898.80	-747.80
877	439	DX320	SLU_ENV_NL	Min	-48729.95	-16546.25	-533.66	-1251.90	-747.80
877	439	DX321	SLU_ENV_NL	Min	47677.50	15337.86	-1341.11	-1251.90	-1914.14
877	439	DX334	SLU_ENV_NL	Min	42674.46	14633.06	519.36	-3898.80	-1914.14
878	440	DX334	SLU_ENV_NL	Max	144496.27	42607.63	-279.40	4667.14	887.98
878	440	DX321	SLU_ENV_NL	Max	139091.04	43177.19	2448.88	1252.29	887.98
878	440	DX322	SLU_ENV_NL	Max	10144.57	2175.32	2715.28	1252.29	2077.60
878	440	DX335	SLU_ENV_NL	Max	5150.07	-1273.62	-691.74	4667.14	2077.60
878	440	DX334	SLU_ENV_NL	Min	-53356.87	-14159.01	-1583.41	-2912.27	-2063.65
878	440	DX321	SLU_ENV_NL	Min	-42139.23	-13593.31	-1018.75	-4985.68	-2063.65
878	440	DX322	SLU_ENV_NL	Min	-78632.35	-24073.57	-1431.10	-4985.68	-898.70
878	440	DX335	SLU_ENV_NL	Min	-68347.47	-18279.23	-1317.01	-2912.27	-898.70
879	441	DX316	SLU_ENV_NL	Max	12374.35	4173.22	1693.96	2794.30	2136.78
879	441	DX303	SLU_ENV_NL	Max	16458.24	7827.98	1226.17	5312.54	2136.78
879	441	DX304	SLU_ENV_NL	Max	131685.99	40230.96	1369.22	5312.54	875.23
879	441	DX317	SLU_ENV_NL	Max	136274.73	39225.60	863.76	2794.30	875.23
879	441	DX316	SLU_ENV_NL	Min	-82322.26	-23577.95	-2701.20	-4611.50	-887.65
879	441	DX303	SLU_ENV_NL	Min	-91407.22	-29795.36	1055.57	-1314.78	-887.65
879	441	DX304	SLU_ENV_NL	Min	-24050.02	-9333.21	395.97	-1314.78	-2120.83
879	441	DX317	SLU_ENV_NL	Min	-36375.29	-9570.54	-2387.55	-4611.50	-2120.83
880	442	DX317	SLU_ENV_NL	Max	60667.33	19510.86	1308.08	3789.83	684.91
880	442	DX304	SLU_ENV_NL	Max	72896.02	19781.98	-588.54	1200.92	684.91
880	442	DX305	SLU_ENV_NL	Max	-21539.90	-5385.40	-339.57	1200.92	1956.53
880	442	DX318	SLU_ENV_NL	Max	-24785.97	-8471.33	537.71	3789.83	1956.53
880	442	DX317	SLU_ENV_NL	Min	45194.87	11932.43	17.38	-2016.41	-1941.62
880	442	DX304	SLU_ENV_NL	Min	40281.32	12778.78	-809.05	-5296.33	-1941.62
880	442	DX305	SLU_ENV_NL	Min	-59579.74	-18703.58	-1358.91	-5296.33	-695.39
880	442	DX318	SLU_ENV_NL	Min	-50345.01	-12840.47	486.87	-2016.41	-695.39
881	443	DX320	SLU_ENV_NL	Max	-24786.09	-8471.37	-486.91	2016.43	1957.65
881	443	DX307	SLU_ENV_NL	Max	-21540.18	-5385.49	1360.70	5293.49	1957.65
881	443	DX308	SLU_ENV_NL	Max	71156.21	19240.63	809.08	5293.49	684.94
881	443	DX321	SLU_ENV_NL	Max	58884.52	18967.49	-17.36	2016.43	684.94
881	443	DX320	SLU_ENV_NL	Min	-51260.36	-13129.67	-525.97	-3797.68	-695.42
881	443	DX307	SLU_ENV_NL	Min	-60465.06	-18994.22	339.53	-1200.96	-695.42
881	443	DX308	SLU_ENV_NL	Min	40281.68	12778.88	578.29	-1200.96	-1942.74
881	443	DX321	SLU_ENV_NL	Min	45195.40	11932.57	-1308.38	-3797.68	-1942.74
882	444	DX321	SLU_ENV_NL	Max	136275.07	39225.69	2387.48	4643.61	875.23
882	444	DX308	SLU_ENV_NL	Max	131686.58	40231.12	-426.53	1314.78	875.23
882	444	DX309	SLU_ENV_NL	Max	16458.62	7827.97	-1055.53	1314.78	2148.42
882	444	DX322	SLU_ENV_NL	Max	12374.43	4173.13	2701.04	4643.61	2148.42
882	444	DX321	SLU_ENV_NL	Min	-37180.17	-9818.75	-839.65	-2794.31	-2132.40
882	444	DX308	SLU_ENV_NL	Min	-24815.49	-9584.05	-1369.09	-5334.53	-2132.40
882	444	DX309	SLU_ENV_NL	Min	-91365.90	-29782.58	-1267.58	-5334.53	-887.65
882	444	DX322	SLU_ENV_NL	Min	-82298.62	-23538.81	-1680.70	-2794.31	-887.65
883	445	DX303	SLU_ENV_NL	Max	16267.33	1418.88	1224.64	2948.57	2025.89
883	445	DX290	SLU_ENV_NL	Max	21773.49	5749.55	1549.59	5233.05	2025.89
883	445	DX291	SLU_ENV_NL	Max	122863.81	38809.71	835.81	5233.05	973.69
883	445	DX304	SLU_ENV_NL	Max	129192.13	37690.85	1578.21	2948.57	973.69
883	445	DX303	SLU_ENV_NL	Min	-93923.15	-25618.73	1173.19	-4169.64	-988.22
883	445	DX290	SLU_ENV_NL	Min	-103200.33	-32056.77	-3496.77	-1624.42	-988.22
883	445	DX291	SLU_ENV_NL	Min	-6825.38	-3396.61	-3091.75	-1624.42	-2008.05
883	445	DX304	SLU_ENV_NL	Min	-18424.80	-3145.52	510.86	-4169.64	-2008.05
884	446	DX304	SLU_ENV_NL	Max	78131.34	25793.10	-781.92	3240.08	726.32
884	446	DX291	SLU_ENV_NL	Max	88521.73	25235.75	1672.34	1368.67	726.32
884	446	DX292	SLU_ENV_NL	Max	-18010.46	-3982.59	940.57	1368.67	1797.07
884	446	DX305	SLU_ENV_NL	Max	-20870.28	-7623.73	-275.39	3240.08	1797.07
884	446	DX304	SLU_ENV_NL	Min	38236.09	10431.75	-966.07	-2047.93	-1779.53
884	446	DX291	SLU_ENV_NL	Min	32667.74	11723.17	-187.95	-5096.59	-1779.53
884	446	DX292	SLU_ENV_NL	Min	-70664.87	-23815.22	502.73	-5096.59	-739.47
884	446	DX305	SLU_ENV_NL	Min	-62739.38	-17795.74	-1513.68	-2047.93	-739.47
885	447	DX307	SLU_ENV_NL	Max	-20870.57	-7623.83	1507.34	2047.95	1799.63
885	447	DX294	SLU_ENV_NL	Max	-18010.45	-3982.59	-502.73	5097.26	1799.63
885	447	DX295	SLU_ENV_NL	Max	86811.02	24734.93	187.88	5097.26	726.35



885	447	DX308	SLU_ENV_NL	Max	76407.93	25294.43	966.03	2047.95	726.35
885	447	DX307	SLU_ENV_NL	Min	-63610.40	-18026.75	275.42	-3251.10	-739.50
885	447	DX294	SLU_ENV_NL	Min	-71563.07	-24057.71	-922.51	-1368.70	-739.50
885	447	DX295	SLU_ENV_NL	Min	32668.41	11723.40	-1652.57	-1368.70	-1782.06
885	447	DX308	SLU_ENV_NL	Min	38236.47	10431.87	777.27	-3251.10	-1782.06
886	448	DX308	SLU_ENV_NL	Max	129192.73	37691.04	-534.71	4204.94	973.69
886	448	DX295	SLU_ENV_NL	Max	122863.93	38809.77	3091.63	1624.43	973.69
886	448	DX296	SLU_ENV_NL	Max	21773.43	5749.63	3496.80	1624.43	2039.02
886	448	DX309	SLU_ENV_NL	Max	16267.77	1419.09	-1173.03	4204.94	2039.02
886	448	DX308	SLU_ENV_NL	Min	-19157.81	-3345.00	-1578.20	-2948.58	-2021.19
886	448	DX295	SLU_ENV_NL	Min	-7486.14	-3584.51	-791.14	-5258.97	-2021.19
886	448	DX296	SLU_ENV_NL	Min	-103099.54	-32067.37	-1530.05	-5258.97	-988.22
886	448	DX309	SLU_ENV_NL	Min	-93902.49	-25617.98	-1273.62	-2948.58	-988.22
887	449	DX290	SLU_ENV_NL	Max	24214.56	7547.51	1566.32	3105.81	1608.16
887	449	DX277	SLU_ENV_NL	Max	28176.58	12295.84	981.19	4410.30	1608.16
887	449	DX278	SLU_ENV_NL	Max	113071.71	35085.55	1679.60	4410.30	1085.11
887	449	DX291	SLU_ENV_NL	Max	119389.05	33566.09	1215.59	3105.81	1085.11
887	449	DX290	SLU_ENV_NL	Min	-106192.64	-31133.71	-3629.12	-3028.56	-1101.82
887	449	DX277	SLU_ENV_NL	Min	-114219.85	-38183.08	-418.36	-1991.68	-1101.82
887	449	DX278	SLU_ENV_NL	Min	5132.27	-1241.62	-769.10	-1991.68	-1583.26
887	449	DX291	SLU_ENV_NL	Min	-2222.22	1049.86	-2930.71	-3028.56	-1583.26
888	450	DX291	SLU_ENV_NL	Max	92664.69	29465.21	1216.45	1988.98	777.38
888	450	DX278	SLU_ENV_NL	Max	99556.51	27136.37	-825.09	1567.40	777.38
888	450	DX279	SLU_ENV_NL	Max	-13559.72	-2707.85	-268.21	1567.40	1323.19
888	450	DX292	SLU_ENV_NL	Max	-17463.32	-6933.08	1089.38	1988.98	1323.19
888	450	DX291	SLU_ENV_NL	Min	29734.28	6719.28	-179.80	-2093.16	-1299.37
888	450	DX278	SLU_ENV_NL	Min	24218.88	8380.08	-1185.56	-4123.92	-1299.37
888	450	DX279	SLU_ENV_NL	Min	-80817.76	-25355.00	-1312.62	-4123.92	-793.07
888	450	DX292	SLU_ENV_NL	Min	-72018.94	-18748.37	377.07	-2093.16	-793.07
889	451	DX294	SLU_ENV_NL	Max	-17463.31	-6933.05	-377.14	2093.19	1325.59
889	451	DX281	SLU_ENV_NL	Max	-13559.94	-2707.89	1309.21	4124.50	1325.59
889	451	DX282	SLU_ENV_NL	Max	97863.75	26604.44	1177.54	4124.50	777.41
889	451	DX295	SLU_ENV_NL	Max	90951.52	28941.01	179.81	2093.19	777.41
889	451	DX294	SLU_ENV_NL	Min	-72938.92	-19048.29	-1068.14	-1999.31	-793.10
889	451	DX281	SLU_ENV_NL	Min	-81736.85	-25669.21	268.21	-1567.43	-793.10
889	451	DX282	SLU_ENV_NL	Min	24219.34	8380.20	825.16	-1567.43	-1301.71
889	451	DX295	SLU_ENV_NL	Min	29734.95	6719.46	-1199.82	-1999.31	-1301.71
890	452	DX295	SLU_ENV_NL	Max	119389.16	33566.11	2930.73	3063.07	1085.10
890	452	DX282	SLU_ENV_NL	Max	113072.22	35085.68	749.41	1991.68	1085.10
890	452	DX283	SLU_ENV_NL	Max	28176.92	12295.88	399.84	1991.68	1621.09
890	452	DX296	SLU_ENV_NL	Max	24214.45	7547.43	3629.01	3063.07	1621.09
890	452	DX295	SLU_ENV_NL	Min	-2869.26	847.28	-1182.55	-3105.80	-1596.02
890	452	DX282	SLU_ENV_NL	Min	4485.15	-1461.65	-1679.53	-4435.66	-1596.02
890	452	DX283	SLU_ENV_NL	Min	-114141.00	-38165.60	-981.24	-4435.66	-1101.82
890	452	DX296	SLU_ENV_NL	Min	-106088.37	-31072.36	-1532.12	-3105.80	-1101.82
891	453	DX277	SLU_ENV_NL	Max	34726.57	6864.16	1447.35	2251.58	1753.06
891	453	DX264	SLU_ENV_NL	Max	37970.71	11400.23	40.45	5300.29	1753.06
891	453	DX265	SLU_ENV_NL	Max	135324.27	43234.67	544.24	5300.29	620.40
891	453	DX278	SLU_ENV_NL	Max	138233.49	40361.58	1758.34	2251.58	620.40
891	453	DX277	SLU_ENV_NL	Min	-143768.55	-39501.68	-755.22	-2783.73	-645.09
891	453	DX264	SLU_ENV_NL	Min	-153558.97	-47241.97	-3169.79	-698.14	-645.09
891	453	DX265	SLU_ENV_NL	Min	15695.91	3113.15	-2858.80	-698.14	-1715.15
891	453	DX278	SLU_ENV_NL	Min	12367.10	6747.57	-251.43	-2783.73	-1715.15
892	454	DX278	SLU_ENV_NL	Max	129461.97	41791.08	-722.65	1114.61	207.18
892	454	DX265	SLU_ENV_NL	Max	132861.92	38347.90	2065.39	175.82	207.18
892	454	DX266	SLU_ENV_NL	Max	-15270.24	-2413.08	2215.55	175.82	1284.78
892	454	DX279	SLU_ENV_NL	Max	-16539.19	-6182.87	-312.04	1114.61	1284.78
892	454	DX278	SLU_ENV_NL	Min	28098.86	7392.22	-2007.91	-843.31	-1251.38
892	454	DX265	SLU_ENV_NL	Min	26397.41	10485.59	-171.18	-4796.90	-1251.38
892	454	DX266	SLU_ENV_NL	Min	-110554.19	-36819.27	239.43	-4796.90	-230.05
892	454	DX279	SLU_ENV_NL	Min	-103240.80	-30238.57	-1857.75	-843.31	-230.05
893	455	DX281	SLU_ENV_NL	Max	-16539.49	-6182.97	1853.33	843.33	1289.05
893	455	DX268	SLU_ENV_NL	Max	-15270.27	-2413.10	-239.42	4799.46	1289.05
893	455	DX269	SLU_ENV_NL	Max	130817.07	37753.97	171.13	4799.46	207.19
893	455	DX282	SLU_ENV_NL	Max	127374.36	41192.60	1995.89	843.33	207.19
893	455	DX281	SLU_ENV_NL	Min	-104369.59	-30536.39	312.12	-1131.78	-230.07
893	455	DX268	SLU_ENV_NL	Min	-111680.21	-37123.49	-2194.98	-175.85	-230.07
893	455	DX269	SLU_ENV_NL	Min	26398.19	10485.86	-2052.42	-175.85	-1255.63
893	455	DX282	SLU_ENV_NL	Min	28099.44	7392.41	722.67	-1131.78	-1255.63
894	456	DX282	SLU_ENV_NL	Max	138234.15	40361.80	232.50	2823.96	620.40
894	456	DX269	SLU_ENV_NL	Max	135324.59	43234.80	2858.81	698.14	620.40
894	456	DX270	SLU_ENV_NL	Max	37970.77	11400.26	3169.91	698.14	1767.59
894	456	DX283	SLU_ENV_NL	Max	34727.02	6864.28	726.43	2823.96	1767.59
894	456	DX282	SLU_ENV_NL	Min	11607.05	6549.64	-1758.38	-2251.59	-1729.58
894	456	DX269	SLU_ENV_NL	Min	14961.36	2910.03	-519.50	-5327.57	-1729.58
894	456	DX270	SLU_ENV_NL	Min	-153456.06	-47229.00	-25.57	-5327.57	-645.09
894	456	DX283	SLU_ENV_NL	Min	-143690.46	-39462.37	-1447.28	-2251.59	-645.09
895	457	DX264	SLU_ENV_NL	Max	39498.91	10994.86	689.71	2814.09	2620.79
895	457	DX251	SLU_ENV_NL	Max	41306.62	16123.33	1585.50	7527.28	2620.79
895	457	DX252	SLU_ENV_NL	Max	127699.78	39572.31	1503.93	7527.28	897.38
895	457	DX265	SLU_ENV_NL	Max	131643.05	36463.33	-138.32	2814.09	897.38



Autorità Portuale di Taranto
Interventi per il dragaggio di 2,3 M³ di sedimenti in area Molo Polisettoriale e per la realizzazione di un primo lotto della cassa di colmata funzionale all'ampliamento del V Sporgente del Porto di Taranto

Allegati alla relazione di calcolo strutturale allineamento "BC"

Data 05/2016
Rev. B
c.d.c.: C296A
514B

895	457	DX264	SLU_ENV_NL	Min	-157330.31	-44357.20	-3356.52	-4601.87	-924.83
895	457	DX251	SLU_ENV_NL	Min	-166303.09	-53119.22	744.42	-1433.29	-924.83
895	457	DX252	SLU_ENV_NL	Min	32601.95	6119.04	757.46	-1433.29	-2582.86
895	457	DX265	SLU_ENV_NL	Min	22019.59	8736.20	-2597.00	-4601.87	-2582.86
896	458	DX265	SLU_ENV_NL	Max	137796.73	43313.13	2068.35	2251.16	283.60
896	458	DX252	SLU_ENV_NL	Max	144747.44	39918.90	-771.50	397.70	283.60
896	458	DX253	SLU_ENV_NL	Max	-14046.37	-2894.15	-391.53	397.70	1844.38
896	458	DX266	SLU_ENV_NL	Max	-16106.72	-7265.37	2267.33	2251.16	1844.38
896	458	DX265	SLU_ENV_NL	Min	23911.45	4263.06	-211.81	-985.13	-1805.43
896	458	DX252	SLU_ENV_NL	Min	21890.54	7710.33	-1973.89	-6256.16	-1805.43
896	458	DX253	SLU_ENV_NL	Min	-123480.30	-37853.74	-1774.91	-6256.16	-309.66
896	458	DX266	SLU_ENV_NL	Min	-111821.44	-29559.26	168.16	-985.13	-309.66
897	459	DX268	SLU_ENV_NL	Max	-16106.73	-7265.34	-168.22	985.16	1849.40
897	459	DX255	SLU_ENV_NL	Max	-14046.59	-2894.19	1778.06	6260.88	1849.40
897	459	DX256	SLU_ENV_NL	Max	142751.79	39284.24	1965.04	6260.88	283.62
897	459	DX269	SLU_ENV_NL	Max	135750.81	42682.93	211.82	985.16	283.62
897	459	DX268	SLU_ENV_NL	Min	-112978.17	-29933.18	-2244.98	-2269.46	-309.68
897	459	DX255	SLU_ENV_NL	Min	-124620.61	-38243.33	391.57	-397.72	-309.68
897	459	DX256	SLU_ENV_NL	Min	21891.08	7710.46	771.61	-397.72	-1810.37
897	459	DX269	SLU_ENV_NL	Min	23912.19	4263.24	-2057.99	-2269.46	-1810.37
898	460	DX269	SLU_ENV_NL	Max	131643.35	36463.39	2597.14	4646.04	897.38
898	460	DX256	SLU_ENV_NL	Max	127700.55	39572.50	-788.10	1433.28	897.38
898	460	DX257	SLU_ENV_NL	Max	41307.18	16123.54	-744.56	1433.28	2637.16
898	460	DX270	SLU_ENV_NL	Max	39498.99	10994.93	3356.51	4646.04	2637.16
898	460	DX269	SLU_ENV_NL	Min	21306.31	8508.15	174.76	-2814.09	-2599.19
898	460	DX256	SLU_ENV_NL	Min	31995.89	5898.89	-1503.94	-7559.33	-2599.19
898	460	DX257	SLU_ENV_NL	Min	-166141.73	-53080.91	-1646.57	-7559.33	-924.83
898	460	DX270	SLU_ENV_NL	Min	-157242.55	-44298.95	-683.70	-2814.09	-924.83
899	461	DX251	SLU_ENV_NL	Max	40760.31	7889.02	1492.61	2695.42	2514.97
899	461	DX238	SLU_ENV_NL	Max	42560.21	13166.17	477.70	7517.28	2514.97
899	461	DX239	SLU_ENV_NL	Max	119122.06	39071.33	222.75	7517.28	876.17
899	461	DX252	SLU_ENV_NL	Max	124697.85	35979.12	1749.57	2695.42	876.17
899	461	DX251	SLU_ENV_NL	Min	-170135.90	-47825.52	712.91	-4117.23	-904.06
899	461	DX238	SLU_ENV_NL	Min	-179865.45	-56474.36	-4582.06	-1454.12	-904.06
899	461	DX239	SLU_ENV_NL	Min	48719.30	12824.99	-3545.40	-1454.12	-2476.47
899	461	DX252	SLU_ENV_NL	Min	40904.96	15725.99	1237.66	-4117.23	-2476.47
900	462	DX252	SLU_ENV_NL	Max	150790.74	48468.84	-910.96	815.48	-48.36
900	462	DX239	SLU_ENV_NL	Max	155450.86	45067.35	3389.52	-347.84	-48.36
900	462	DX240	SLU_ENV_NL	Max	-14673.51	-1510.24	3317.92	-347.84	1308.22
900	462	DX253	SLU_ENV_NL	Max	-14483.29	-5553.38	-194.24	815.48	1308.22
900	462	DX252	SLU_ENV_NL	Min	20699.99	4944.62	-2190.41	-184.13	-1274.49
900	462	DX239	SLU_ENV_NL	Min	18926.87	8847.92	-689.09	-5204.56	-1274.49
900	462	DX240	SLU_ENV_NL	Min	-134261.27	-44720.33	27.62	-5204.56	21.88
900	462	DX253	SLU_ENV_NL	Min	-127003.13	-38002.11	-2262.01	-184.13	21.88
901	463	DX255	SLU_ENV_NL	Max	-14483.52	-5553.49	2272.96	184.15	1318.21
901	463	DX242	SLU_ENV_NL	Max	-14673.53	-1510.29	-27.67	5221.78	1318.21
901	463	DX243	SLU_ENV_NL	Max	153635.67	44547.35	689.02	5221.78	-48.35
901	463	DX256	SLU_ENV_NL	Max	148835.68	47916.13	2170.48	184.15	-48.35
901	463	DX255	SLU_ENV_NL	Min	-128130.45	-38295.07	194.33	-844.99	21.87
901	463	DX242	SLU_ENV_NL	Min	-135328.96	-45004.82	-3285.96	347.82	21.87
901	463	DX243	SLU_ENV_NL	Min	18927.54	8848.17	-3388.44	347.82	-1284.62
901	463	DX256	SLU_ENV_NL	Min	20700.53	4944.81	911.02	-844.99	-1284.62
902	464	DX256	SLU_ENV_NL	Max	124698.64	35979.39	-1272.96	4163.79	876.17
902	464	DX243	SLU_ENV_NL	Max	119122.69	39071.57	3545.48	1454.12	876.17
902	464	DX244	SLU_ENV_NL	Max	42560.54	13166.22	4582.20	1454.12	2532.72
902	464	DX257	SLU_ENV_NL	Max	40760.83	7889.10	-712.95	4163.79	2532.72
902	464	DX256	SLU_ENV_NL	Min	40358.24	15597.66	-1749.67	-2695.42	-2494.19
902	464	DX243	SLU_ENV_NL	Min	48243.01	12704.80	-201.10	-7553.41	-2494.19
902	464	DX244	SLU_ENV_NL	Min	-179674.90	-56438.12	-477.43	-7553.41	-904.07
902	464	DX257	SLU_ENV_NL	Min	-170001.13	-47769.84	-1549.28	-2695.42	-904.07
903	465	DX238	SLU_ENV_NL	Max	44479.93	12735.72	1419.21	3092.30	1774.26
903	465	DX225	SLU_ENV_NL	Max	42600.35	17416.24	3317.73	5977.07	1774.26
903	465	DX226	SLU_ENV_NL	Max	108474.14	33710.32	2166.99	5977.07	1088.82
903	465	DX239	SLU_ENV_NL	Max	114698.54	31155.83	-39.87	3092.30	1088.82
903	465	DX238	SLU_ENV_NL	Min	-182924.30	-51828.74	-4960.70	-2224.69	-1112.93
903	465	DX225	SLU_ENV_NL	Min	-184809.08	-58178.49	472.34	-2039.76	-1112.93
903	465	DX226	SLU_ENV_NL	Min	62749.15	15325.73	1858.66	-2039.76	-1744.46
903	465	DX239	SLU_ENV_NL	Min	54699.44	17917.01	-3266.04	-2224.69	-1744.46
904	466	DX239	SLU_ENV_NL	Max	158028.20	48564.66	3083.71	231.70	48.94
904	466	DX226	SLU_ENV_NL	Max	159852.22	44807.64	-661.31	-748.97	48.94
904	466	DX227	SLU_ENV_NL	Max	-16134.95	-4031.03	-362.57	-748.97	197.81
904	466	DX240	SLU_ENV_NL	Max	-16698.99	-7684.92	3012.29	231.70	197.81
904	466	DX239	SLU_ENV_NL	Min	17083.23	2125.56	-487.28	-2358.12	-222.91
904	466	DX226	SLU_ENV_NL	Min	16964.98	6003.26	-1512.74	-2193.23	-222.91
904	466	DX227	SLU_ENV_NL	Min	-137219.57	-41103.84	-1584.16	-2193.23	-21.80
904	466	DX240	SLU_ENV_NL	Min	-133388.16	-36716.12	-188.53	-2358.12	-21.80
905	467	DX242	SLU_ENV_NL	Max	-16698.95	-7684.86	188.44	2326.84	197.80
905	467	DX229	SLU_ENV_NL	Max	-16135.03	-4031.01	1598.70	2214.15	197.80
905	467	DX230	SLU_ENV_NL	Max	158157.55	44254.11	1500.25	2214.15	37.76
905	467	DX243	SLU_ENV_NL	Max	156222.51	48002.29	487.24	2326.84	37.76
905	467	DX242	SLU_ENV_NL	Min	-134500.91	-37076.78	-2982.10	-231.67	-10.59



905	467	DX229	SLU_ENV_NL	Min	-138281.24	-41479.13	362.63	748.93	-10.59
905	467	DX230	SLU_ENV_NL	Min	16965.41	6003.34	661.43	748.93	-222.90
905	467	DX243	SLU_ENV_NL	Min	17083.85	2125.70	-3080.55	-231.67	-222.90
906	468	DX243	SLU_ENV_NL	Max	114699.15	31155.97	3266.18	2264.05	1088.82
906	468	DX230	SLU_ENV_NL	Max	108474.95	33710.52	-1891.23	2039.76	1088.82
906	468	DX231	SLU_ENV_NL	Max	42600.93	17416.48	-472.46	2039.76	1789.16
906	468	DX244	SLU_ENV_NL	Max	44480.31	12735.90	4960.77	2264.05	1789.16
906	468	DX243	SLU_ENV_NL	Min	54243.07	17760.27	67.16	-3092.30	-1759.32
906	468	DX230	SLU_ENV_NL	Min	62402.80	15175.87	-2167.05	-6007.07	-1759.32
906	468	DX231	SLU_ENV_NL	Min	-184572.41	-58127.20	-3380.08	-6007.07	-1112.94
906	468	DX244	SLU_ENV_NL	Min	-182754.11	-51757.43	-1421.69	-3092.30	-1112.94
907	469	DX225	SLU_ENV_NL	Max	42019.57	7036.94	3669.53	3637.01	736.36
907	469	DX212	SLU_ENV_NL	Max	42274.27	12410.17	-221.82	3647.61	736.36
907	469	DX213	SLU_ENV_NL	Max	96216.87	32532.63	-1531.70	3647.61	1353.75
907	469	DX226	SLU_ENV_NL	Max	104895.69	30225.51	2366.67	3637.01	1353.75
907	469	DX225	SLU_ENV_NL	Min	-186127.89	-54436.17	597.19	269.41	-1379.35
907	469	DX212	SLU_ENV_NL	Min	-182784.43	-58422.58	-6851.90	-2733.54	-1379.35
907	469	DX213	SLU_ENV_NL	Min	70024.87	20097.03	-5082.42	-2733.54	-712.96
907	469	DX226	SLU_ENV_NL	Min	67532.43	23131.60	2359.64	269.41	-712.96
908	470	DX226	SLU_ENV_NL	Max	159622.22	50279.77	-1093.04	814.56	1864.84
908	470	DX213	SLU_ENV_NL	Max	149407.71	44390.65	3817.99	2083.35	1864.84
908	470	DX214	SLU_ENV_NL	Max	-20611.83	-2807.13	4714.17	2083.35	454.76
908	470	DX227	SLU_ENV_NL	Max	-17236.11	-5611.55	112.78	814.56	454.76
908	470	DX226	SLU_ENV_NL	Min	17052.21	4203.98	-2630.25	-6551.51	-476.27
908	470	DX213	SLU_ENV_NL	Min	15052.30	7851.74	-1527.27	-1355.57	-476.27
908	470	DX214	SLU_ENV_NL	Min	-133089.74	-43638.99	-321.44	-1355.57	-1839.69
908	470	DX227	SLU_ENV_NL	Min	-135611.21	-41981.44	-1734.07	-6551.51	-1839.69
909	471	DX229	SLU_ENV_NL	Max	-17236.17	-5611.61	1756.97	6503.71	454.76
909	471	DX216	SLU_ENV_NL	Max	-20611.74	-2807.15	321.35	1355.53	454.76
909	471	DX217	SLU_ENV_NL	Max	147996.82	44000.36	1527.19	1355.53	1845.97
909	471	DX230	SLU_ENV_NL	Max	157990.59	49831.84	2605.38	6503.71	1845.97
909	471	DX229	SLU_ENV_NL	Min	-136666.80	-42231.90	-112.69	-814.53	-1821.06
909	471	DX216	SLU_ENV_NL	Min	-134054.79	-43874.87	-4650.15	-2043.56	-1821.06
909	471	DX217	SLU_ENV_NL	Min	15052.66	7851.91	-3801.73	-2043.56	-476.26
909	471	DX230	SLU_ENV_NL	Min	17052.62	4204.14	1093.15	-814.53	-476.26
910	472	DX230	SLU_ENV_NL	Max	104896.51	30225.80	-2366.77	-233.29	1353.75
910	472	DX217	SLU_ENV_NL	Max	96217.67	32532.93	5082.54	2733.55	1353.75
910	472	DX218	SLU_ENV_NL	Max	42274.79	12410.27	6852.03	2733.55	750.21
910	472	DX231	SLU_ENV_NL	Max	42020.11	7037.01	-597.27	-233.29	750.21
910	472	DX230	SLU_ENV_NL	Min	67244.41	23086.26	-2400.10	-3637.02	-726.78
910	472	DX217	SLU_ENV_NL	Min	69785.48	20058.68	1568.20	-3675.99	-726.78
910	472	DX218	SLU_ENV_NL	Min	-182526.55	-58364.32	243.04	-3675.99	-1379.35
910	472	DX231	SLU_ENV_NL	Min	-185911.92	-54363.96	-3725.26	-3637.02	-1379.35
911	473	DX212	SLU_ENV_NL	Max	46270.52	14065.43	747.03	5215.93	-946.48
911	473	DX199	SLU_ENV_NL	Max	40946.38	18833.70	7314.53	-360.75	-946.48
911	473	DX200	SLU_ENV_NL	Max	76635.68	24117.77	5119.45	-360.75	2096.85
911	473	DX213	SLU_ENV_NL	Max	89971.56	23380.49	-1448.04	5215.93	2096.85
911	473	DX212	SLU_ENV_NL	Min	-179335.70	-48841.10	-7678.27	4088.63	-2115.20
911	473	DX199	SLU_ENV_NL	Min	-165233.07	-49549.92	557.02	-4601.92	-2115.20
911	473	DX200	SLU_ENV_NL	Min	67607.88	17316.59	3907.75	-4601.92	962.40
911	473	DX213	SLU_ENV_NL	Min	69836.74	21384.22	-4327.54	4088.63	962.40
912	474	DX213	SLU_ENV_NL	Max	142074.65	42362.05	4158.09	702.15	4590.91
912	474	DX200	SLU_ENV_NL	Max	129891.91	36695.33	305.58	8749.31	4590.91
912	474	DX201	SLU_ENV_NL	Max	-21824.74	-6895.13	98.83	8749.31	412.34
912	474	DX214	SLU_ENV_NL	Max	-23771.44	-10574.20	3384.24	702.15	412.34
912	474	DX213	SLU_ENV_NL	Min	13834.66	1028.00	-891.41	-12643.28	-438.82
912	474	DX200	SLU_ENV_NL	Min	15521.90	5295.06	4.98	-1281.83	-438.82
912	474	DX201	SLU_ENV_NL	Min	-107503.35	-31344.89	-768.87	-1281.83	-4586.93
912	474	DX214	SLU_ENV_NL	Min	-124018.78	-35817.42	-1098.16	-12643.28	-4586.93
913	475	DX216	SLU_ENV_NL	Max	-23771.25	-10574.09	1098.06	12592.99	412.33
913	475	DX203	SLU_ENV_NL	Max	-21824.60	-6895.05	771.86	1281.76	412.33
913	475	DX204	SLU_ENV_NL	Max	128696.01	36277.75	-49.31	1281.76	4570.43
913	475	DX217	SLU_ENV_NL	Max	140688.46	41919.15	891.33	12592.99	4570.43
913	475	DX216	SLU_ENV_NL	Min	-125064.06	-36185.75	-3319.46	-702.10	-4566.48
913	475	DX203	SLU_ENV_NL	Min	-108449.27	-31728.84	-98.73	-8703.68	-4566.48
913	475	DX204	SLU_ENV_NL	Min	15521.98	5295.03	-305.46	-8703.68	-438.81
913	475	DX217	SLU_ENV_NL	Min	13834.92	1028.02	-4140.63	-702.10	-438.81
914	476	DX217	SLU_ENV_NL	Max	89972.32	23380.66	4327.68	-4070.28	2096.86
914	476	DX204	SLU_ENV_NL	Max	76636.51	24117.96	-3907.84	4601.94	2096.86
914	476	DX205	SLU_ENV_NL	Max	40947.05	18833.97	-557.13	4601.94	4090.22
914	476	DX218	SLU_ENV_NL	Max	46271.09	14065.68	7678.39	-4070.28	-940.22
914	476	DX217	SLU_ENV_NL	Min	69597.50	21282.75	1496.18	-5215.95	956.11
914	476	DX204	SLU_ENV_NL	Min	67491.96	17225.65	-5190.93	349.85	956.11
914	476	DX205	SLU_ENV_NL	Min	-164880.42	-49435.92	-7421.86	349.85	-2115.21
914	476	DX218	SLU_ENV_NL	Min	-179079.64	-48725.28	-734.75	-5215.95	-2115.21
915	477	DX199	SLU_ENV_NL	Max	42592.81	5260.74	7130.70	8481.44	-2956.49
915	477	DX186	SLU_ENV_NL	Max	35125.65	8483.06	-1536.25	-5321.48	-2956.49
915	477	DX187	SLU_ENV_NL	Max	44426.68	15525.53	-1893.00	-5321.48	3500.08
915	477	DX200	SLU_ENV_NL	Max	69657.76	20715.00	6773.95	8481.44	3500.08
915	477	DX199	SLU_ENV_NL	Min	-160551.57	-49906.90	-381.04	8282.12	-3496.18
915	477	DX186	SLU_ENV_NL	Min	-139764.40	-46642.05	-10918.73	-8025.42	-3496.18



Autorità Portuale di Taranto
Interventi per il dragaggio di 2,3 M m³ di sedimenti in area Molo Polisettoriale e per la realizzazione di un primo lotto della cassa di colmata funzionale all'ampliamento del V Sporgente del Porto di Taranto

Allegati alla relazione di calcolo strutturale allineamento "BC"

Data 05/2016
Rev. B
c.d.c.: C296A
514B

915	477	DX187	SLU_ENV_NL	Min	41252.65	14822.37	-5058.31	-8025.42	2965.24
915	477	DX200	SLU_ENV_NL	Min	63838.81	19919.13	5479.38	8282.12	2965.24
916	478	DX200	SLU_ENV_NL	Max	115979.02	35409.80	715.53	-477.99	8085.38
916	478	DX187	SLU_ENV_NL	Max	89299.79	29231.57	7373.15	17498.65	8085.38
916	478	DX188	SLU_ENV_NL	Max	-16284.73	-1866.30	5865.52	17498.65	-98.16
916	478	DX201	SLU_ENV_NL	Max	-21880.32	-6204.09	-400.93	-477.99	-98.16
916	478	DX200	SLU_ENV_NL	Min	15483.05	4289.24	-624.85	-20249.79	70.44
916	478	DX187	SLU_ENV_NL	Min	19147.27	8271.39	-341.83	-85.00	70.44
916	478	DX188	SLU_ENV_NL	Min	-56230.06	-18728.26	-1458.28	-85.00	-8109.46
916	478	DX201	SLU_ENV_NL	Min	-94212.46	-32132.69	-2132.49	-20249.79	-8109.46
917	479	DX203	SLU_ENV_NL	Max	-21880.17	-6204.14	2195.17	20170.46	-98.18
917	479	DX190	SLU_ENV_NL	Max	-16284.25	-1866.23	1458.13	84.96	-98.18
917	479	DX191	SLU_ENV_NL	Max	88871.60	29155.72	341.60	84.96	8051.17
917	479	DX204	SLU_ENV_NL	Max	114880.59	35130.59	515.78	20170.46	8051.17
917	479	DX203	SLU_ENV_NL	Min	-95156.52	-32323.89	401.08	478.02	-8076.36
917	479	DX190	SLU_ENV_NL	Min	-56703.70	-18789.62	-5740.03	-17420.22	-8076.36
917	479	DX191	SLU_ENV_NL	Min	19147.40	8271.53	-7419.42	-17420.22	70.45
917	479	DX204	SLU_ENV_NL	Min	15483.11	4289.30	-715.45	478.02	70.45
918	480	DX204	SLU_ENV_NL	Max	69658.62	20737.77	-5479.54	-8282.14	3500.09
918	480	DX191	SLU_ENV_NL	Max	44015.01	15525.79	5058.33	8025.43	3500.09
918	480	DX192	SLU_ENV_NL	Max	35126.01	8483.17	10918.85	8025.43	-2953.07
918	480	DX205	SLU_ENV_NL	Max	42593.46	5260.88	380.99	-8282.14	-2953.07
918	480	DX204	SLU_ENV_NL	Min	63764.90	19919.42	-6912.58	-8470.82	2962.41
918	480	DX191	SLU_ENV_NL	Min	41253.15	14756.86	1881.69	5317.54	2962.41
918	480	DX192	SLU_ENV_NL	Min	-139721.40	-46648.74	1620.11	5317.54	-3496.18
918	480	DX205	SLU_ENV_NL	Min	-160216.84	-49826.32	-7174.15	-8470.82	-3496.18
919	481	DX186	SLU_ENV_NL	Max	43641.11	10429.94	-1911.78	17408.86	-4266.92
919	481	DX173	SLU_ENV_NL	Max	41625.84	21503.49	2688.63	-10086.77	-4266.92
919	481	DX174	SLU_ENV_NL	Max	5674.79	5874.42	4763.94	-10086.77	7092.90
919	481	DX187	SLU_ENV_NL	Max	31576.17	10474.89	163.52	17408.86	7092.90
919	481	DX186	SLU_ENV_NL	Min	-123861.64	-32120.39	-10483.43	9701.33	-7056.22
919	481	DX173	SLU_ENV_NL	Min	-95165.01	-28058.12	-3771.51	-15571.23	-7056.22
919	481	DX174	SLU_ENV_NL	Min	-12997.55	-4595.50	1191.72	-15571.23	4222.57
919	481	DX187	SLU_ENV_NL	Min	29755.35	3639.20	-5520.19	9701.33	4222.57
920	482	DX187	SLU_ENV_NL	Max	61588.77	18066.46	5780.92	693.84	14676.04
920	482	DX174	SLU_ENV_NL	Max	9288.91	6022.60	1312.28	33947.19	14676.04
920	482	DX175	SLU_ENV_NL	Max	26636.24	12261.87	1101.25	33947.19	385.61
920	482	DX188	SLU_ENV_NL	Max	-18532.89	-7502.15	5569.89	693.84	385.61
920	482	DX187	SLU_ENV_NL	Min	16966.87	693.92	-2082.29	-34509.78	-421.99
920	482	DX174	SLU_ENV_NL	Min	9139.61	3502.64	-2026.37	-1188.59	-421.99
920	482	DX175	SLU_ENV_NL	Min	-19331.48	-3461.80	-63.58	-1188.59	-14693.37
920	482	DX188	SLU_ENV_NL	Min	-28500.74	-9050.71	-119.50	-34509.78	-14693.37
921	483	DX190	SLU_ENV_NL	Max	-18532.29	-7657.85	119.31	34446.22	385.58
921	483	DX177	SLU_ENV_NL	Max	26031.54	12004.57	63.58	1188.48	385.58
921	483	DX178	SLU_ENV_NL	Max	9139.70	6022.58	2026.37	1188.48	14648.54
921	483	DX191	SLU_ENV_NL	Max	61220.73	17981.13	2082.10	34446.22	14648.54
921	483	DX190	SLU_ENV_NL	Min	-29065.68	-9050.47	-5522.15	-693.76	-14665.38
921	483	DX177	SLU_ENV_NL	Min	-19330.69	-3461.53	-1094.62	-33879.82	-14665.38
921	483	DX178	SLU_ENV_NL	Min	8982.21	3369.00	-1316.62	-33879.82	-421.96
921	483	DX191	SLU_ENV_NL	Min	16966.87	693.86	-5744.15	-693.76	-421.96
922	484	DX191	SLU_ENV_NL	Max	31137.71	10360.10	5520.16	-9701.36	7108.19
922	484	DX178	SLU_ENV_NL	Max	5674.56	5874.29	-1191.89	15610.40	7108.19
922	484	DX179	SLU_ENV_NL	Max	41625.59	21503.45	3771.54	15610.40	-4266.94
922	484	DX192	SLU_ENV_NL	Max	43641.50	10430.07	10483.60	-9701.36	-4266.94
922	484	DX191	SLU_ENV_NL	Min	29755.78	3639.27	-132.16	-17440.06	4222.58
922	484	DX178	SLU_ENV_NL	Min	-13504.42	-4780.86	-4762.87	10086.80	4222.58
922	484	DX179	SLU_ENV_NL	Min	-95149.08	-28060.20	-2673.09	10086.80	-7071.11
922	484	DX192	SLU_ENV_NL	Min	-123791.16	-32075.54	1957.62	-17440.06	-7071.11
923	485	DX173	SLU_ENV_NL	Max	49720.36	21364.56	1454.21	23887.83	3793.58
923	485	DX160	SLU_ENV_NL	Max	56417.07	14062.98	2690.02	8321.71	3793.58
923	485	DX161	SLU_ENV_NL	Max	885.99	-1455.52	1599.19	8321.71	10077.50
923	485	DX174	SLU_ENV_NL	Max	4343.11	2497.97	4227.79	23887.83	10077.50
923	485	DX173	SLU_ENV_NL	Min	-93512.06	-36915.80	-1031.15	-9258.21	-10105.47
923	485	DX160	SLU_ENV_NL	Min	-85941.27	-25499.79	-7954.93	-23156.55	-10105.47
923	485	DX161	SLU_ENV_NL	Min	-61472.39	-16366.49	-5181.35	-23156.55	-3748.56
923	485	DX174	SLU_ENV_NL	Min	-39185.58	-11943.79	-2121.98	-9258.21	-3748.56
924	486	DX174	SLU_ENV_NL	Max	2126.47	-505.28	1276.25	-1570.70	5879.58
924	486	DX161	SLU_ENV_NL	Max	309.23	709.70	682.63	13584.95	5879.58
924	486	DX162	SLU_ENV_NL	Max	62786.66	17110.13	1913.94	13584.95	-984.62
924	486	DX175	SLU_ENV_NL	Max	55247.03	23333.22	4794.32	-1570.70	-984.62
924	486	DX174	SLU_ENV_NL	Min	-11209.95	-1326.11	-976.68	-13919.90	1059.63
924	486	DX161	SLU_ENV_NL	Min	-45692.47	-13857.51	-1604.13	3194.24	1059.63
924	486	DX162	SLU_ENV_NL	Min	-15001.23	-1715.35	886.26	3194.24	-5920.55
924	486	DX175	SLU_ENV_NL	Min	-18653.58	-10744.65	-773.05	-13919.90	-5920.55
925	487	DX177	SLU_ENV_NL	Max	54562.78	23003.26	772.99	13919.75	-1058.03
925	487	DX164	SLU_ENV_NL	Max	62043.71	16929.22	-886.30	-3361.63	-1058.03
925	487	DX165	SLU_ENV_NL	Max	309.05	709.64	1592.86	-3361.63	5879.66
925	487	DX178	SLU_ENV_NL	Max	2126.82	-505.09	976.74	13919.75	5879.66
925	487	DX177	SLU_ENV_NL	Min	-18652.82	-10744.39	-4807.10	1743.40	-5920.63
925	487	DX164	SLU_ENV_NL	Min	-15000.77	-1715.20	-1947.07	-13584.82	-5920.63
925	487	DX165	SLU_ENV_NL	Min	-46126.52	-13983.10	-682.55	-13584.82	1132.18



925	487	DX178	SLU_ENV_NL	Min	-11635.38	-1518.66	-1267.17	1743.40	1132.18
926	488	DX178	SLU_ENV_NL	Max	4342.78	2497.95	2121.98	9258.06	9997.92
926	488	DX165	SLU_ENV_NL	Max	886.10	-1455.50	5179.74	22974.64	9997.92
926	488	DX166	SLU_ENV_NL	Max	56417.44	14063.02	7970.39	22974.64	3793.51
926	488	DX179	SLU_ENV_NL	Max	49720.14	21364.47	1030.99	9258.06	3793.51
926	488	DX178	SLU_ENV_NL	Min	-39708.64	-12128.87	-4229.93	-23697.36	-3748.50
926	488	DX165	SLU_ENV_NL	Min	-62061.15	-16575.25	-1599.04	-8321.55	-3748.50
926	488	DX166	SLU_ENV_NL	Min	-86076.25	-25619.90	-2690.03	-8321.55	-10025.30
926	488	DX179	SLU_ENV_NL	Min	-93565.48	-36913.45	-1439.27	-23697.36	-10025.30
927	489	DX160	SLU_ENV_NL	Max	52609.83	16118.71	1301.87	8989.83	498.91
927	489	DX147	SLU_ENV_NL	Max	52762.81	16543.69	769.71	703.70	498.91
927	489	DX148	SLU_ENV_NL	Max	-451.15	1811.50	1877.65	703.70	3958.15
927	489	DX161	SLU_ENV_NL	Max	6227.83	1604.09	2409.81	8989.83	3958.15
927	489	DX160	SLU_ENV_NL	Min	-67082.77	-18425.28	-7104.51	-1628.02	-3942.23
927	489	DX147	SLU_ENV_NL	Min	-61327.19	-16874.77	-172.92	-9425.13	-3942.23
927	489	DX148	SLU_ENV_NL	Min	-94281.41	-31309.02	866.68	-9425.13	-501.44
927	489	DX161	SLU_ENV_NL	Min	-81031.67	-25776.94	-6064.91	-1628.02	-501.44
928	490	DX161	SLU_ENV_NL	Max	-9900.04	-3824.39	1648.75	-4334.50	2705.01
928	490	DX148	SLU_ENV_NL	Max	-2827.92	1688.59	2671.85	7492.52	2705.01
928	490	DX149	SLU_ENV_NL	Max	67615.02	16760.04	1546.11	7492.52	-1900.59
928	490	DX162	SLU_ENV_NL	Max	69701.87	21449.95	2990.64	-4334.50	-1900.59
928	490	DX161	SLU_ENV_NL	Min	-52182.18	-16779.04	-1561.54	-4968.27	1846.79
928	490	DX148	SLU_ENV_NL	Min	-82488.46	-28114.18	-3006.08	4400.24	1846.79
928	490	DX149	SLU_ENV_NL	Min	1358.29	3392.92	790.81	4400.24	-2640.92
928	490	DX162	SLU_ENV_NL	Min	-7001.84	-4547.51	-232.29	-4968.27	-2640.92
929	491	DX164	SLU_ENV_NL	Max	69054.26	21247.36	232.37	5015.76	-1900.65
929	491	DX151	SLU_ENV_NL	Max	66948.03	16581.92	-790.73	-4400.28	-1900.65
929	491	DX152	SLU_ENV_NL	Max	-2827.65	1688.65	2977.95	-4400.28	2724.87
929	491	DX165	SLU_ENV_NL	Max	-9899.94	-3824.35	1542.37	5015.76	2724.87
929	491	DX164	SLU_ENV_NL	Min	-7001.66	-4547.48	-3010.26	4334.53	-2660.90
929	491	DX151	SLU_ENV_NL	Min	1358.84	3393.07	-1574.67	-7537.60	-2660.90
929	491	DX152	SLU_ENV_NL	Min	-83005.29	-28258.41	-2671.90	-7537.60	1846.84
929	491	DX165	SLU_ENV_NL	Min	-52725.51	-16929.34	-1648.80	4334.53	1846.84
930	492	DX165	SLU_ENV_NL	Max	6227.84	1604.12	6069.16	1627.98	3934.32
930	492	DX152	SLU_ENV_NL	Max	-451.68	1811.31	-917.49	9371.37	3934.32
930	492	DX153	SLU_ENV_NL	Max	52762.82	16543.72	130.36	9371.37	498.89
930	492	DX166	SLU_ENV_NL	Max	52610.36	16118.93	7117.00	1627.98	498.89
930	492	DX165	SLU_ENV_NL	Min	-81474.50	-25886.21	-2409.81	-8931.48	-501.42
930	492	DX152	SLU_ENV_NL	Min	-94782.65	-31459.45	-1877.75	-703.65	-501.42
930	492	DX153	SLU_ENV_NL	Min	-61563.52	-16932.80	-769.65	-703.65	-3917.97
930	492	DX166	SLU_ENV_NL	Min	-67295.37	-18417.18	-1301.72	-8931.48	-3917.97
931	493	DX147	SLU_ENV_NL	Max	50351.71	14230.64	1055.27	7572.17	1247.09
931	493	DX134	SLU_ENV_NL	Max	51667.26	14405.22	968.88	2424.63	1247.09
931	493	DX135	SLU_ENV_NL	Max	-3327.78	-838.43	1387.14	2424.63	3463.08
931	493	DX148	SLU_ENV_NL	Max	137.07	-1951.76	1473.54	7572.17	3463.08
931	493	DX147	SLU_ENV_NL	Min	-52727.62	-17924.89	-110.33	-3401.05	-3469.16
931	493	DX134	SLU_ENV_NL	Min	-48848.82	-14496.40	-3899.10	-8586.15	-3469.16
931	493	DX135	SLU_ENV_NL	Min	-108176.44	-31418.86	-3553.19	-8586.15	-1252.24
931	493	DX148	SLU_ENV_NL	Min	-102656.47	-29510.54	235.58	-3401.05	-1252.24
932	494	DX148	SLU_ENV_NL	Max	-9430.81	-5618.35	2395.79	775.11	1991.29
932	494	DX135	SLU_ENV_NL	Max	-4149.03	-288.58	575.47	4836.59	1991.29
932	494	DX136	SLU_ENV_NL	Max	70333.43	19986.76	1669.53	4836.59	-306.64
932	494	DX149	SLU_ENV_NL	Max	74360.77	25077.64	1188.96	775.11	-306.64
932	494	DX148	SLU_ENV_NL	Min	-85371.75	-23556.91	-1829.08	-4570.04	355.67
932	494	DX135	SLU_ENV_NL	Min	-103311.14	-30727.48	-1348.51	2318.88	355.67
932	494	DX136	SLU_ENV_NL	Min	10870.50	6332.32	-729.14	2318.88	-2044.34
932	494	DX149	SLU_ENV_NL	Min	4270.22	-1603.35	1091.17	-4570.04	-2044.34
933	495	DX151	SLU_ENV_NL	Max	73730.00	24865.12	-1091.25	4570.02	-330.31
933	495	DX138	SLU_ENV_NL	Max	69689.14	19821.66	729.08	-2372.93	-330.31
933	495	DX139	SLU_ENV_NL	Max	-4149.42	-288.73	1331.23	-2372.93	1991.33
933	495	DX152	SLU_ENV_NL	Max	-9430.44	-5618.24	1800.73	4570.02	1991.33
933	495	DX151	SLU_ENV_NL	Min	4270.68	-1603.20	-1217.60	-719.52	-2044.38
933	495	DX138	SLU_ENV_NL	Min	10870.37	6332.30	-1687.11	-4836.57	-2044.38
933	495	DX139	SLU_ENV_NL	Min	-103852.50	-30886.35	-575.36	-4836.57	379.06
933	495	DX152	SLU_ENV_NL	Min	-85946.92	-23740.50	-2395.69	-719.52	379.06
934	496	DX152	SLU_ENV_NL	Max	136.47	-1951.94	-293.48	3400.98	3437.31
934	496	DX139	SLU_ENV_NL	Max	-3327.74	-838.45	3564.23	8526.88	3437.31
934	496	DX140	SLU_ENV_NL	Max	51668.12	14405.44	3933.94	8526.88	1247.06
934	496	DX153	SLU_ENV_NL	Max	50351.76	14230.63	76.22	3400.98	1247.06
934	496	DX152	SLU_ENV_NL	Min	-103096.98	-29641.62	-1473.44	-7510.31	-1252.21
934	496	DX139	SLU_ENV_NL	Min	-108711.26	-31587.86	-1387.01	-2424.54	-1252.21
934	496	DX140	SLU_ENV_NL	Min	-49238.14	-14677.16	-968.97	-2424.54	-3442.97
934	496	DX153	SLU_ENV_NL	Min	-53035.32	-18037.75	-1055.40	-7510.31	-3442.97
935	497	DX134	SLU_ENV_NL	Max	49192.12	15489.82	724.40	4287.38	1364.07
935	497	DX121	SLU_ENV_NL	Max	48102.70	15322.13	755.83	2718.23	1364.07
935	497	DX122	SLU_ENV_NL	Max	-2889.63	982.40	1407.07	2718.23	2145.55
935	497	DX135	SLU_ENV_NL	Max	-376.26	-335.05	1375.64	4287.38	2145.55
935	497	DX134	SLU_ENV_NL	Min	-41677.64	-12636.51	-3969.09	-3651.51	-2153.26
935	497	DX121	SLU_ENV_NL	Min	-39235.72	-9982.54	176.74	-5732.68	-2153.26
935	497	DX122	SLU_ENV_NL	Min	-120302.84	-37314.16	522.89	-5732.68	-1368.67
935	497	DX135	SLU_ENV_NL	Min	-116340.78	-36589.24	-3622.94	-3651.51	-1368.67



Autorità Portuale di Taranto
Interventi per il dragaggio di 2,3 M m³ di sedimenti in area Molo Polisettoriale e per la realizzazione di un primo lotto della cassa di colmata funzionale all'ampliamento del V Sporgente del Porto di Taranto

Allegati alla relazione di calcolo strutturale allineamento "BC"

Data 05/2016
Rev. B
c.d.c.: C296A
514B



936	498	DX135	SLU_ENV_NL	Max	-9211.62	-3699.01	625.41	2080.17	1551.92
936	498	DX122	SLU_ENV_NL	Max	-2970.33	1671.54	2121.30	3881.30	1551.92
936	498	DX123	SLU_ENV_NL	Max	67024.23	17977.18	828.52	3881.30	190.98
936	498	DX136	SLU_ENV_NL	Max	71526.91	21793.32	1666.98	2080.17	190.98
936	498	DX135	SLU_ENV_NL	Min	-104484.56	-32467.16	-859.35	-3470.40	-157.03
936	498	DX122	SLU_ENV_NL	Min	-117837.91	-37139.90	-1983.62	1269.01	-157.03
936	498	DX123	SLU_ENV_NL	Min	18722.79	8372.32	542.71	1269.01	-1602.10
936	498	DX136	SLU_ENV_NL	Min	13369.23	1196.53	-667.37	-3470.40	-1602.10
937	499	DX138	SLU_ENV_NL	Max	70922.93	21591.93	667.46	3470.40	167.48
937	499	DX125	SLU_ENV_NL	Max	66426.12	17814.46	-563.92	-1323.39	167.48
937	499	DX126	SLU_ENV_NL	Max	-2970.29	1671.55	1959.98	-1323.39	1551.96
937	499	DX139	SLU_ENV_NL	Max	-9211.88	-3699.04	841.58	3470.40	1551.96
937	499	DX138	SLU_ENV_NL	Min	13368.97	1196.44	-1682.32	-2025.45	-1602.14
937	499	DX125	SLU_ENV_NL	Min	18722.97	8372.36	-828.46	-3881.28	-1602.14
937	499	DX126	SLU_ENV_NL	Min	-118412.47	-37308.12	-2121.38	-3881.28	-133.73
937	499	DX139	SLU_ENV_NL	Min	-105083.71	-32648.02	-625.46	-2025.45	-133.73
938	500	DX139	SLU_ENV_NL	Max	-376.25	-335.00	3633.51	3651.48	2120.89
938	500	DX126	SLU_ENV_NL	Max	-2890.20	982.23	-574.09	5675.26	2120.89
938	500	DX127	SLU_ENV_NL	Max	48103.09	15322.27	-203.58	5675.26	1364.06
938	500	DX140	SLU_ENV_NL	Max	49193.08	15490.15	4004.02	3651.48	1364.06
938	500	DX139	SLU_ENV_NL	Min	-116807.31	-36718.59	-1375.70	-4228.69	-1368.65
938	500	DX126	SLU_ENV_NL	Min	-120873.91	-37493.07	-1407.14	-2718.18	-1368.65
938	500	DX127	SLU_ENV_NL	Min	-39726.37	-10120.10	-755.74	-2718.18	-2128.10
938	500	DX140	SLU_ENV_NL	Min	-42087.30	-12697.15	-724.30	-4228.69	-2128.10
939	501	DX121	SLU_ENV_NL	Max	43869.10	11796.35	842.46	3073.47	1479.60
939	501	DX108	SLU_ENV_NL	Max	43215.15	12636.31	861.89	3053.45	1479.60
939	501	DX109	SLU_ENV_NL	Max	-927.89	259.18	1175.64	3053.45	1668.71
939	501	DX122	SLU_ENV_NL	Max	-740.43	-2439.83	1156.21	3073.47	1668.71
939	501	DX121	SLU_ENV_NL	Min	-35528.42	-12505.64	381.62	-3877.14	-1685.15
939	501	DX108	SLU_ENV_NL	Min	-32808.78	-9327.86	-2144.61	-4744.00	-1685.15
939	501	DX109	SLU_ENV_NL	Min	-123681.84	-36006.09	-2550.59	-4744.00	-1493.76
939	501	DX122	SLU_ENV_NL	Min	-124654.73	-36939.69	-24.35	-3877.14	-1493.76
940	502	DX122	SLU_ENV_NL	Max	-7905.75	-5200.41	2054.92	3478.22	1018.14
940	502	DX109	SLU_ENV_NL	Max	-1661.36	650.13	282.84	2683.67	1018.14
940	502	DX110	SLU_ENV_NL	Max	61790.22	18161.50	750.76	2683.67	769.95
940	502	DX123	SLU_ENV_NL	Max	67356.90	21752.90	936.11	3478.22	769.95
940	502	DX122	SLU_ENV_NL	Min	-116025.79	-33766.28	-1416.04	-2181.43	-743.61
940	502	DX109	SLU_ENV_NL	Min	-124246.04	-36760.07	-1198.34	-49.73	-743.61
940	502	DX110	SLU_ENV_NL	Min	24451.41	10264.38	-835.97	-49.73	-1069.08
940	502	DX123	SLU_ENV_NL	Min	20097.86	3376.41	533.06	-2181.43	-1069.08
941	503	DX125	SLU_ENV_NL	Max	66798.06	21571.66	-552.93	2181.40	752.40
941	503	DX112	SLU_ENV_NL	Max	61242.36	18018.61	835.94	8.59	752.40
941	503	DX113	SLU_ENV_NL	Max	-1661.81	649.95	1182.43	8.59	1018.15
941	503	DX126	SLU_ENV_NL	Max	-7905.63	-5200.41	1391.18	2181.40	1018.15
941	503	DX125	SLU_ENV_NL	Min	20097.95	3376.44	-936.19	-3438.03	-1069.10
941	503	DX112	SLU_ENV_NL	Min	24451.07	10264.29	-761.68	-2683.63	-1069.10
941	503	DX113	SLU_ENV_NL	Min	-124835.96	-36933.44	-282.74	-2683.63	-726.30
941	503	DX126	SLU_ENV_NL	Min	-116652.83	-33960.06	-2054.87	-3438.03	-726.30
942	504	DX126	SLU_ENV_NL	Max	-741.05	-2440.05	-25.55	3877.11	1650.58
942	504	DX113	SLU_ENV_NL	Max	-928.07	259.09	2558.78	4701.02	1650.58
942	504	DX114	SLU_ENV_NL	Max	43216.11	12636.57	2176.30	4701.02	1479.59
942	504	DX127	SLU_ENV_NL	Max	43869.52	11796.46	-408.03	3877.11	1479.59
942	504	DX126	SLU_ENV_NL	Min	-125169.92	-37091.24	-1156.13	-3031.13	-1493.74
942	504	DX113	SLU_ENV_NL	Min	-124284.39	-36191.91	-1175.57	-3053.40	-1493.74
942	504	DX114	SLU_ENV_NL	Min	-33442.88	-9567.12	-861.97	-3053.40	-1666.66
942	504	DX127	SLU_ENV_NL	Min	-36080.50	-12689.07	-842.52	-3031.13	-1666.66
943	505	DX108	SLU_ENV_NL	Max	39114.39	11720.62	350.02	1890.66	1835.26
943	505	DX95	SLU_ENV_NL	Max	33993.87	11497.11	147.78	3972.64	1835.26
943	505	DX96	SLU_ENV_NL	Max	2110.72	2869.81	1092.44	3972.64	1202.31
943	505	DX109	SLU_ENV_NL	Max	2923.18	342.59	1442.74	1890.66	1202.31
943	505	DX108	SLU_ENV_NL	Min	-29457.50	-9209.74	-2391.37	-4604.43	-1215.33
943	505	DX95	SLU_ENV_NL	Min	-27863.11	-6698.52	-0.27	-3744.61	-1215.33
943	505	DX96	SLU_ENV_NL	Min	-128986.48	-38923.60	192.54	-3744.61	-1844.47
943	505	DX109	SLU_ENV_NL	Min	-128096.66	-39669.33	-2346.61	-4604.43	-1844.47
944	506	DX109	SLU_ENV_NL	Max	-4255.72	-2391.03	422.11	3224.35	555.03
944	506	DX96	SLU_ENV_NL	Max	3821.45	3962.98	1984.14	1597.17	555.03
944	506	DX97	SLU_ENV_NL	Max	56166.66	15577.32	751.34	1597.17	656.32
944	506	DX110	SLU_ENV_NL	Max	60279.58	17986.18	709.03	3224.35	656.32
944	506	DX109	SLU_ENV_NL	Min	-123075.41	-37718.11	-903.31	-1109.86	-638.81
944	506	DX96	SLU_ENV_NL	Min	-130046.71	-39686.51	-1118.20	205.53	-638.81
944	506	DX97	SLU_ENV_NL	Min	27655.79	11017.90	494.14	205.53	-606.34
944	506	DX110	SLU_ENV_NL	Min	24417.13	4543.38	-810.69	-1109.86	-606.34
945	507	DX112	SLU_ENV_NL	Max	59761.93	17815.19	810.77	1109.85	638.63
945	507	DX99	SLU_ENV_NL	Max	55662.25	15437.77	-508.79	-247.61	638.63
945	507	DX100	SLU_ENV_NL	Max	3821.27	3962.92	1100.21	-247.61	555.04
945	507	DX113	SLU_ENV_NL	Max	-4256.09	-2391.13	888.72	1109.85	555.04
945	507	DX112	SLU_ENV_NL	Min	24416.70	4543.23	-720.27	-3184.29	-606.34
945	507	DX99	SLU_ENV_NL	Min	27655.67	11017.86	-751.26	-1597.14	-606.34
945	507	DX100	SLU_ENV_NL	Min	-130661.18	-39868.39	-1984.16	-1597.14	-621.29
945	507	DX113	SLU_ENV_NL	Min	-123709.80	-37910.93	-422.13	-3184.29	-621.29
946	508	DX113	SLU_ENV_NL	Max	2923.01	342.56	2355.78	4604.43	1184.34



Autorità Portuale di Taranto
Interventi per il dragaggio di 2,3 M³ di sedimenti in area Molo Polisettoriale e per la realizzazione di un primo lotto della cassa di colmata funzionale all'ampliamento del V Sporgente del Porto di Taranto

Allegati alla relazione di calcolo strutturale allineamento "BC"

Data 05/2016
Rev. B
c.d.c.: C296A
514B



946	508	DX100	SLU_ENV_NL	Max	2110.55	2869.75	-233.57	3701.49	1184.34
946	508	DX101	SLU_ENV_NL	Max	33994.80	11497.41	0.25	3701.49	1835.26
946	508	DX114	SLU_ENV_NL	Max	39115.39	11720.94	2421.40	4604.43	1835.26
946	508	DX113	SLU_ENV_NL	Min	-128650.98	-39829.47	-1442.75	-1849.11	-1844.47
946	508	DX100	SLU_ENV_NL	Min	-129626.26	-39121.72	-1092.48	-3972.63	-1844.47
946	508	DX101	SLU_ENV_NL	Min	-28580.03	-6904.17	-167.95	-3972.63	-1196.98
946	508	DX114	SLU_ENV_NL	Min	-30104.61	-9357.28	-350.02	-1849.11	-1196.98
947	509	DX95	SLU_ENV_NL	Max	28198.59	6876.95	175.16	1787.58	1897.59
947	509	DX82	SLU_ENV_NL	Max	22280.01	7034.32	188.75	4254.93	1897.59
947	509	DX83	SLU_ENV_NL	Max	5445.38	2461.23	1329.86	4254.93	1185.02
947	509	DX96	SLU_ENV_NL	Max	5443.17	-719.48	1054.02	1787.58	1185.02
947	509	DX95	SLU_ENV_NL	Min	-25859.41	-9272.57	-87.08	-4622.35	-1199.27
947	509	DX82	SLU_ENV_NL	Min	-23969.28	-6682.02	-1475.18	-3769.95	-1199.27
947	509	DX83	SLU_ENV_NL	Min	-131480.02	-38568.85	-1688.06	-3769.95	-1910.94
947	509	DX96	SLU_ENV_NL	Min	-131947.99	-39542.24	-37.71	-4622.35	-1910.94
948	510	DX96	SLU_ENV_NL	Max	1460.50	-2379.74	2002.38	2965.57	15.07
948	510	DX83	SLU_ENV_NL	Max	10173.98	4345.28	265.83	460.58	15.07
948	510	DX84	SLU_ENV_NL	Max	51716.26	15543.10	353.75	460.58	544.60
948	510	DX97	SLU_ENV_NL	Max	55535.60	17596.03	801.68	2965.57	544.60
948	510	DX96	SLU_ENV_NL	Min	-128315.97	-38039.62	-799.73	108.09	-530.08
948	510	DX83	SLU_ENV_NL	Min	-133598.67	-39617.46	-968.46	297.05	-530.08
948	510	DX84	SLU_ENV_NL	Min	28834.26	11496.26	-934.87	297.05	-66.00
948	510	DX97	SLU_ENV_NL	Min	26454.38	5486.07	522.48	108.09	-66.00
949	511	DX99	SLU_ENV_NL	Max	55060.06	17444.73	-535.45	-108.10	532.76
949	511	DX86	SLU_ENV_NL	Max	51260.10	15422.43	934.73	-297.03	532.76
949	511	DX87	SLU_ENV_NL	Max	10173.30	4345.14	957.99	-297.03	15.06
949	511	DX100	SLU_ENV_NL	Max	1460.37	-2379.72	779.73	-108.10	15.06
949	511	DX99	SLU_ENV_NL	Min	26454.23	5486.03	-801.70	-2939.67	-65.99
949	511	DX86	SLU_ENV_NL	Min	28833.80	11496.14	-357.19	-489.51	-65.99
949	511	DX87	SLU_ENV_NL	Min	-134213.05	-39799.66	-265.87	-489.51	-518.44
949	511	DX100	SLU_ENV_NL	Min	-128968.52	-38240.48	-2002.30	-2939.67	-518.44
950	512	DX100	SLU_ENV_NL	Max	5443.04	-719.45	-0.42	4622.38	1173.10
950	512	DX87	SLU_ENV_NL	Max	5445.17	2461.24	1694.97	3740.42	1173.10
950	512	DX88	SLU_ENV_NL	Max	22280.77	7034.53	1498.25	3740.42	1897.60
950	512	DX101	SLU_ENV_NL	Max	28199.49	6877.20	87.07	4622.38	1897.60
950	512	DX100	SLU_ENV_NL	Min	-132548.90	-39721.83	-1054.07	-1761.00	-1910.95
950	512	DX87	SLU_ENV_NL	Min	-132140.93	-38770.78	-1329.76	-4254.93	-1910.95
950	512	DX88	SLU_ENV_NL	Min	-24786.90	-6963.73	-188.62	-4254.93	-1187.12
950	512	DX101	SLU_ENV_NL	Min	-26621.54	-9517.90	-197.15	-1761.00	-1187.12
951	513	DX82	SLU_ENV_NL	Max	18041.32	5436.85	1653.99	1336.67	1270.61
951	513	DX69	SLU_ENV_NL	Max	22666.13	7807.67	1891.53	2923.95	1270.61
951	513	DX70	SLU_ENV_NL	Max	16779.31	6416.74	191.55	2923.95	1023.83
951	513	DX83	SLU_ENV_NL	Max	9102.72	2120.86	-45.99	1336.67	1023.83
951	513	DX82	SLU_ENV_NL	Min	-21401.03	-6762.90	-1249.53	-3061.54	-1041.41
951	513	DX69	SLU_ENV_NL	Min	-16916.73	-3726.05	574.62	-3477.19	-1041.41
951	513	DX70	SLU_ENV_NL	Min	-134008.03	-40134.97	-103.34	-3477.19	-1297.28
951	513	DX83	SLU_ENV_NL	Min	-134949.57	-41492.30	-1927.49	-3061.54	-1297.28
952	514	DX83	SLU_ENV_NL	Max	9192.38	1756.96	-341.35	2032.70	313.83
952	514	DX70	SLU_ENV_NL	Max	12431.45	5503.18	397.70	1421.86	313.83
952	514	DX71	SLU_ENV_NL	Max	47839.39	13593.86	603.87	1421.86	136.65
952	514	DX84	SLU_ENV_NL	Max	50870.48	14843.70	521.16	2032.70	136.65
952	514	DX83	SLU_ENV_NL	Min	-133292.55	-40716.92	-983.79	-613.84	-125.41
952	514	DX70	SLU_ENV_NL	Min	-140225.70	-42278.55	-901.09	918.53	-125.41
952	514	DX71	SLU_ENV_NL	Min	26977.05	9982.97	313.60	918.53	-343.59
952	514	DX84	SLU_ENV_NL	Min	27477.25	6289.19	-425.45	-613.84	-343.59
953	515	DX86	SLU_ENV_NL	Max	50432.19	14700.82	425.45	613.85	125.99
953	515	DX73	SLU_ENV_NL	Max	47405.61	13471.31	-313.33	-918.55	125.99
953	515	DX74	SLU_ENV_NL	Max	12431.30	5502.97	899.35	-918.55	313.84
953	515	DX87	SLU_ENV_NL	Max	9191.63	1756.59	976.47	613.85	313.84
953	515	DX86	SLU_ENV_NL	Min	27476.77	6289.03	-527.23	-2009.81	-343.60
953	515	DX73	SLU_ENV_NL	Min	26977.32	9983.04	-604.34	-1448.43	-343.60
953	515	DX74	SLU_ENV_NL	Min	-140858.19	-42470.83	-397.64	-1448.43	-114.86
953	515	DX87	SLU_ENV_NL	Min	-133937.01	-40917.61	341.15	-2009.81	-114.86
954	516	DX87	SLU_ENV_NL	Max	9102.45	2120.64	1947.86	3061.55	1013.14
954	516	DX74	SLU_ENV_NL	Max	16778.84	6416.43	74.55	3450.56	1013.14
954	516	DX75	SLU_ENV_NL	Max	22666.57	7807.81	-615.05	3450.56	1270.61
954	516	DX88	SLU_ENV_NL	Max	18042.07	5437.09	1258.27	3061.55	1270.61
954	516	DX87	SLU_ENV_NL	Min	-135582.38	-41684.27	46.07	-1313.39	-1297.28
954	516	DX74	SLU_ENV_NL	Min	-134615.49	-40324.98	-191.77	-2923.94	-1297.28
954	516	DX75	SLU_ENV_NL	Min	-17695.82	-3948.14	-1891.67	-2923.94	-1030.69
954	516	DX88	SLU_ENV_NL	Min	-22223.20	-6976.10	-1653.84	-1313.39	-1030.69
955	517	DX69	SLU_ENV_NL	Max	20258.11	5276.74	1195.90	3091.70	182.77
955	517	DX56	SLU_ENV_NL	Max	22342.81	6644.30	-411.99	403.86	182.77
955	517	DX57	SLU_ENV_NL	Max	17164.88	6368.88	-482.38	403.86	1833.77
955	517	DX70	SLU_ENV_NL	Max	18042.23	5130.66	1125.51	3091.70	1833.77
955	517	DX69	SLU_ENV_NL	Min	-13855.04	-5063.54	66.98	-472.48	-1837.18
955	517	DX56	SLU_ENV_NL	Min	-10735.46	-3029.55	-1988.57	-5464.90	-1837.18
955	517	DX57	SLU_ENV_NL	Min	-142686.38	-41797.35	-1624.46	-5464.90	-193.20
955	517	DX70	SLU_ENV_NL	Min	-137615.77	-40617.67	431.10	-472.48	-193.20
956	518	DX70	SLU_ENV_NL	Max	9877.28	2371.74	218.07	-576.19	1104.55
956	518	DX57	SLU_ENV_NL	Max	9065.79	4248.59	511.42	4213.53	1104.55



Autorità Portuale di Taranto
Interventi per il dragaggio di 2,3 M m³ di sedimenti in area Molo Polisettoriale e per la realizzazione di un primo lotto della cassa di colmata funzionale all'ampliamento del V Sporgente del Porto di Taranto

Allegati alla relazione di calcolo strutturale allineamento "BC"

Data 05/2016
Rev. B
c.d.c.: C296A
514B



956	518	DX58	SLU_ENV_NL	Max	50245.36	15268.75	1018.31	4213.53	-1020.87
956	518	DX71	SLU_ENV_NL	Max	49762.45	15696.80	514.82	-576.19	-1020.87
956	518	DX70	SLU_ENV_NL	Min	-141290.39	-41520.26	-782.84	-2417.71	1034.01
956	518	DX57	SLU_ENV_NL	Min	-150623.24	-44378.22	-279.35	2783.15	1034.01
956	518	DX58	SLU_ENV_NL	Min	30558.59	10877.93	457.65	2783.15	-1126.72
956	518	DX71	SLU_ENV_NL	Min	27760.75	7212.87	164.30	-2417.71	-1126.72
957	519	DX73	SLU_ENV_NL	Max	49344.86	15566.97	-164.23	2417.72	-1027.13
957	519	DX60	SLU_ENV_NL	Max	49834.22	15157.37	-457.84	-2783.16	-1027.13
957	519	DX61	SLU_ENV_NL	Max	9065.08	4248.54	274.77	-2783.16	1104.59
957	519	DX74	SLU_ENV_NL	Max	9877.27	2371.90	780.34	2417.72	1104.59
957	519	DX73	SLU_ENV_NL	Min	27761.02	7212.96	-514.68	588.52	-1126.75
957	519	DX60	SLU_ENV_NL	Min	30558.28	10877.85	-1020.25	-4229.99	-1126.75
957	519	DX61	SLU_ENV_NL	Min	-151255.57	-44559.54	-511.42	-4229.99	1040.15
957	519	DX74	SLU_ENV_NL	Min	-141941.72	-41714.09	-217.81	588.52	1040.15
958	520	DX74	SLU_ENV_NL	Max	18041.83	5130.70	-459.20	472.43	1827.60
958	520	DX61	SLU_ENV_NL	Max	17165.52	6369.24	1644.99	5448.52	1827.60
958	520	DX62	SLU_ENV_NL	Max	22344.56	6644.82	1997.05	5448.52	182.74
958	520	DX75	SLU_ENV_NL	Max	20258.59	5276.88	-107.14	472.43	182.74
958	520	DX74	SLU_ENV_NL	Min	-138199.04	-40788.05	-1125.53	-3079.47	-193.17
958	520	DX61	SLU_ENV_NL	Min	-143232.74	-41955.92	482.67	-403.79	-193.17
958	520	DX62	SLU_ENV_NL	Min	-115033.39	-3285.73	411.94	-403.79	-1831.08
958	520	DX75	SLU_ENV_NL	Min	-14664.14	-5324.61	-1196.26	-3079.47	-1831.08
959	521	DX56	SLU_ENV_NL	Max	23706.40	7492.14	-2405.68	4511.01	-938.09
959	521	DX43	SLU_ENV_NL	Max	14559.94	4911.00	-3210.23	-2337.40	-938.09
959	521	DX44	SLU_ENV_NL	Max	-2524.38	479.28	945.39	-2337.40	2555.97
959	521	DX57	SLU_ENV_NL	Max	15739.69	5315.75	1749.93	4511.01	2555.97
959	521	DX56	SLU_ENV_NL	Min	-4747.06	-1045.77	-3765.02	2104.91	-2523.31
959	521	DX43	SLU_ENV_NL	Min	-10622.83	-2659.37	-3403.40	-7328.25	-2523.31
959	521	DX44	SLU_ENV_NL	Min	-170109.87	-50805.84	675.39	-7328.25	967.75
959	521	DX57	SLU_ENV_NL	Min	-148816.30	-44252.86	313.78	2104.91	967.75
960	522	DX57	SLU_ENV_NL	Max	4231.52	1581.04	661.51	-3406.65	2341.01
960	522	DX44	SLU_ENV_NL	Max	1147.32	1863.05	2238.10	7486.35	2341.01
960	522	DX45	SLU_ENV_NL	Max	62462.42	17861.73	1818.55	7486.35	-2206.89
960	522	DX58	SLU_ENV_NL	Max	54952.95	16410.30	561.25	-3406.65	-2206.89
960	522	DX57	SLU_ENV_NL	Min	-155535.72	-46202.74	76.42	-4790.44	2188.33
960	522	DX44	SLU_ENV_NL	Min	-166635.61	-49829.52	1333.72	5454.34	2188.33
960	522	DX45	SLU_ENV_NL	Min	42770.42	13738.83	1553.00	5454.34	-2332.31
960	522	DX58	SLU_ENV_NL	Min	34142.99	9379.25	-23.59	-4790.44	-2332.31
961	523	DX60	SLU_ENV_NL	Max	54549.61	16281.69	23.56	4790.48	-2206.95
961	523	DX47	SLU_ENV_NL	Max	62077.01	17749.93	-1553.03	-5454.36	-2206.95
961	523	DX48	SLU_ENV_NL	Max	1147.07	1862.97	-1350.52	-5454.36	2346.61
961	523	DX61	SLU_ENV_NL	Max	4230.82	1580.86	-81.15	4790.48	2346.61
961	523	DX60	SLU_ENV_NL	Min	34142.61	9379.13	-562.25	3417.44	-2338.01
961	523	DX47	SLU_ENV_NL	Min	42770.38	13738.80	-1831.62	-7501.65	-2338.01
961	523	DX48	SLU_ENV_NL	Min	-167271.65	-50012.55	-2238.27	-7501.65	2188.39
961	523	DX61	SLU_ENV_NL	Min	-156184.36	-46395.21	-661.68	3417.44	2188.39
962	524	DX61	SLU_ENV_NL	Max	15740.19	5315.93	-311.97	-2105.00	2550.47
962	524	DX48	SLU_ENV_NL	Max	-2526.01	478.78	-698.32	7312.99	2550.47
962	524	DX49	SLU_ENV_NL	Max	14559.87	4910.97	3405.76	7312.99	-938.13
962	524	DX62	SLU_ENV_NL	Max	23708.26	7492.71	3792.11	-2105.00	-938.13
962	524	DX61	SLU_ENV_NL	Min	-149348.42	-44407.73	-1750.11	-4500.10	967.80
962	524	DX48	SLU_ENV_NL	Min	-170727.93	-50986.13	-945.55	2337.52	967.80
962	524	DX49	SLU_ENV_NL	Min	-11473.92	-2899.20	3210.67	2337.52	-2517.58
962	524	DX62	SLU_ENV_NL	Min	-5513.59	-1253.54	2406.11	-4500.10	-2517.58
963	525	DX43	SLU_ENV_NL	Max	18682.89	5665.61	-1855.63	4509.90	-1585.12
963	525	DX30	SLU_ENV_NL	Max	20530.51	5297.81	-760.10	-5137.14	-1585.12
963	525	DX31	SLU_ENV_NL	Max	-20940.17	-7618.92	911.80	-5137.14	2079.58
963	525	DX44	SLU_ENV_NL	Max	-7431.56	-2889.40	-183.73	4509.90	2079.58
963	525	DX43	SLU_ENV_NL	Min	-5403.67	-2354.49	-2517.08	2079.75	-2059.19
963	525	DX30	SLU_ENV_NL	Min	-6824.52	-2019.76	-891.91	-5331.15	-2059.19
963	525	DX31	SLU_ENV_NL	Min	-186290.58	-56891.71	881.56	-5331.15	1594.30
963	525	DX44	SLU_ENV_NL	Min	-176274.39	-54261.92	-743.61	2079.75	1594.30
964	526	DX44	SLU_ENV_NL	Max	-6431.92	-2750.92	1646.55	-1338.73	2790.95
964	526	DX31	SLU_ENV_NL	Max	-16225.69	-6043.16	-557.80	7099.63	2790.95
964	526	DX32	SLU_ENV_NL	Max	71710.70	21933.63	-275.15	7099.63	-1554.29
964	526	DX45	SLU_ENV_NL	Max	68292.88	20694.73	2256.54	-1338.73	-1554.29
964	526	DX44	SLU_ENV_NL	Min	-172609.93	-53142.07	1575.75	-5901.05	1557.32
964	526	DX31	SLU_ENV_NL	Min	-180381.46	-55139.49	-1293.53	5914.11	1557.32
964	526	DX32	SLU_ENV_NL	Min	57121.97	17282.84	-612.74	5914.11	-2786.61
964	526	DX45	SLU_ENV_NL	Min	49366.77	15076.52	1929.20	-5901.05	-2786.61
965	527	DX47	SLU_ENV_NL	Max	67916.13	20581.27	-1929.46	5901.07	-1556.95
965	527	DX34	SLU_ENV_NL	Max	71350.26	21833.11	619.70	-5922.63	-1556.95
965	527	DX35	SLU_ENV_NL	Max	-16226.85	-6043.76	1296.39	-5922.63	2791.02
965	527	DX48	SLU_ENV_NL	Max	-6432.11	-2751.22	-1592.90	5901.07	2791.02
965	527	DX47	SLU_ENV_NL	Min	49366.62	15076.51	-2269.60	1342.24	-2786.67
965	527	DX34	SLU_ENV_NL	Min	57120.68	17282.47	275.31	-7099.62	-2786.67
965	527	DX35	SLU_ENV_NL	Min	-181018.05	-55335.41	558.28	-7099.62	1559.89
965	527	DX48	SLU_ENV_NL	Min	-173261.93	-53347.74	-1646.49	1342.24	1559.89
966	528	DX48	SLU_ENV_NL	Max	-7433.43	-2890.21	725.57	-2076.29	2079.65
966	528	DX35	SLU_ENV_NL	Max	-20939.83	-7619.07	-878.32	5322.76	2079.65
966	528	DX36	SLU_ENV_NL	Max	20533.41	5298.68	911.24	5322.76	-1582.53



Autorità Portuale di Taranto
Interventi per il dragaggio di 2,3 M m³ di sedimenti in area Molo Polisettoriale e per la realizzazione di un primo lotto della cassa di colmata funzionale all'ampliamento del V Sporgente del Porto di Taranto

Allegati alla relazione di calcolo strutturale allineamento "BC"

Data 05/2016
Rev. B
c.d.c.: C296A
514B



966	528	DX49	SLU_ENV_NL	Max	18683.00	5665.66	2515.13	-2076.29	-1582.53
966	528	DX48	SLU_ENV_NL	Min	-176886.90	-54454.57	184.24	-4510.05	1591.82
966	528	DX35	SLU_ENV_NL	Min	-186951.21	-57096.02	-911.75	5137.33	1591.82
966	528	DX36	SLU_ENV_NL	Min	-7755.13	-2317.51	759.40	5137.33	-2059.27
966	528	DX49	SLU_ENV_NL	Min	-6276.62	-2636.36	1855.39	-4510.05	-2059.27
967	529	DX30	SLU_ENV_NL	Max	25851.85	8604.62	-763.65	2589.76	-442.72
967	529	DX17	SLU_ENV_NL	Max	25766.98	7626.11	-1198.06	-2768.54	-442.72
967	529	DX18	SLU_ENV_NL	Max	-34302.01	-10028.51	9.55	-2768.54	1341.03
967	529	DX31	SLU_ENV_NL	Max	-24876.35	-6308.51	573.18	2589.76	1341.03
967	529	DX30	SLU_ENV_NL	Min	-3948.09	-883.30	-787.02	-690.48	-1322.24
967	529	DX17	SLU_ENV_NL	Min	-5846.77	-1164.85	-1327.28	-3618.05	-1322.24
967	529	DX18	SLU_ENV_NL	Min	-193941.87	-57250.40	-72.38	-3618.05	448.81
967	529	DX31	SLU_ENV_NL	Min	-188561.03	-56008.27	338.65	-690.48	448.81
968	530	DX31	SLU_ENV_NL	Max	-21485.24	-5343.17	-234.86	1205.74	1573.88
968	530	DX18	SLU_ENV_NL	Max	-27034.60	-7796.30	1141.61	4493.76	1573.88
968	530	DX19	SLU_ENV_NL	Max	76151.23	22559.24	1303.93	4493.76	-516.11
968	530	DX32	SLU_ENV_NL	Max	74327.02	21805.28	-182.29	1205.74	-516.11
968	530	DX31	SLU_ENV_NL	Min	-182779.97	-54285.14	-715.36	-2826.86	514.77
968	530	DX18	SLU_ENV_NL	Min	-185487.26	-54702.82	1029.13	3608.61	514.77
968	530	DX19	SLU_ENV_NL	Min	67894.82	19975.64	1081.71	3608.61	-1566.81
968	530	DX32	SLU_ENV_NL	Min	63193.07	19288.01	-553.04	-2826.86	-1566.81
969	531	DX34	SLU_ENV_NL	Max	73967.77	21694.13	557.07	2826.90	-517.32
969	531	DX21	SLU_ENV_NL	Max	75790.13	22450.31	-1082.30	-3613.96	-517.32
969	531	DX22	SLU_ENV_NL	Max	-27034.87	-7795.84	-1029.87	-3613.96	1573.92
969	531	DX35	SLU_ENV_NL	Max	-21486.01	-5342.84	721.27	2826.90	1573.92
969	531	DX34	SLU_ENV_NL	Min	63191.65	19287.57	182.67	-1205.52	-1566.86
969	531	DX21	SLU_ENV_NL	Min	67893.79	19975.31	-1317.90	-4493.74	-1566.86
969	531	DX22	SLU_ENV_NL	Min	-186133.68	-54887.26	-1153.70	-4493.74	515.97
969	531	DX35	SLU_ENV_NL	Min	-183417.48	-54469.52	235.11	-1205.52	515.97
970	532	DX35	SLU_ENV_NL	Max	-24875.89	-6307.81	-333.52	690.75	1341.07
970	532	DX22	SLU_ENV_NL	Max	-34304.51	-10028.72	61.58	3618.15	1341.07
970	532	DX23	SLU_ENV_NL	Max	25767.26	7626.18	1328.39	3618.15	-441.48
970	532	DX36	SLU_ENV_NL	Max	25854.90	8605.53	803.58	690.75	-441.48
970	532	DX35	SLU_ENV_NL	Min	-189212.37	-56196.25	-573.92	-2589.81	447.66
970	532	DX22	SLU_ENV_NL	Min	-194631.79	-57448.43	-9.29	2763.23	447.66
970	532	DX23	SLU_ENV_NL	Min	-6807.42	-1435.97	1198.68	2763.23	-1322.27
970	532	DX36	SLU_ENV_NL	Min	-4871.71	-1143.11	763.77	-2589.81	-1322.27
983	533	DX407	SLU_ENV_NL	Max	23098.66	6317.20	933.07	15.93	268.97
983	533	DX394	SLU_ENV_NL	Max	21614.46	5899.18	780.48	1269.82	268.97
983	533	DX395	SLU_ENV_NL	Max	126965.30	38386.85	795.07	1269.82	-85.16
983	533	DX408	SLU_ENV_NL	Max	125556.81	37966.70	945.66	15.93	-85.16
983	533	DX407	SLU_ENV_NL	Min	-40490.91	-11147.91	-398.67	-529.61	85.86
983	533	DX394	SLU_ENV_NL	Min	-40927.20	-11399.84	-747.06	-130.98	85.86
983	533	DX395	SLU_ENV_NL	Min	-93957.88	-27931.75	-734.46	-130.98	-268.97
983	533	DX408	SLU_ENV_NL	Min	-94226.87	-27920.42	-384.08	-529.61	-268.97
984	534	DX408	SLU_ENV_NL	Max	33986.18	10496.15	530.47	356.99	-79.50
984	534	DX395	SLU_ENV_NL	Max	35856.84	11053.66	521.51	-302.47	-79.50
984	534	DX396	SLU_ENV_NL	Max	-9260.54	-1946.93	231.18	-302.47	268.85
984	534	DX409	SLU_ENV_NL	Max	-8357.90	-1680.18	385.14	356.99	268.85
984	534	DX408	SLU_ENV_NL	Min	2870.34	1208.27	-106.74	66.06	-269.63
984	534	DX395	SLU_ENV_NL	Min	4096.12	1484.93	-390.88	-898.13	-269.63
984	534	DX396	SLU_ENV_NL	Min	-15304.61	-4697.32	-536.21	-898.13	78.60
984	534	DX409	SLU_ENV_NL	Min	-15939.93	-4758.97	-397.07	66.06	78.60
985	535	DX411	SLU_ENV_NL	Max	-8358.49	-1680.38	367.29	-71.96	268.86
985	535	DX398	SLU_ENV_NL	Max	-9261.16	-1947.13	536.18	898.14	268.86
985	535	DX399	SLU_ENV_NL	Max	35857.73	11053.94	390.86	898.14	-79.57
985	535	DX412	SLU_ENV_NL	Max	33987.14	10496.45	55.90	-71.96	-79.57
985	535	DX411	SLU_ENV_NL	Min	-16849.52	-4989.37	-385.11	-356.99	78.57
985	535	DX398	SLU_ENV_NL	Min	-16142.40	-4907.63	-202.28	296.64	78.57
985	535	DX399	SLU_ENV_NL	Min	2308.21	957.61	-513.67	296.64	-269.63
985	535	DX412	SLU_ENV_NL	Min	1014.71	661.31	-530.43	-356.99	-269.63
986	536	DX412	SLU_ENV_NL	Max	125557.27	37966.84	319.99	535.72	-85.29
986	536	DX399	SLU_ENV_NL	Max	126965.82	38387.01	734.53	136.22	-85.29
986	536	DX400	SLU_ENV_NL	Max	21614.71	5899.20	747.11	136.22	268.97
986	536	DX413	SLU_ENV_NL	Max	23098.86	6317.20	353.48	535.72	268.97
986	536	DX412	SLU_ENV_NL	Min	-95170.20	-28193.69	-945.71	-15.93	-268.97
986	536	DX399	SLU_ENV_NL	Min	-94964.29	-28224.61	-773.65	-1269.82	-268.97
986	536	DX400	SLU_ENV_NL	Min	-41016.13	-11465.66	-740.17	-1269.82	86.10
986	536	DX413	SLU_ENV_NL	Min	-40516.53	-11193.76	-933.14	-15.93	86.10
987	537	DX394	SLU_ENV_NL	Max	20889.80	6792.38	893.40	-962.18	820.25
987	537	DX381	SLU_ENV_NL	Max	16881.52	5490.62	602.52	2598.96	820.25
987	537	DX382	SLU_ENV_NL	Max	132111.63	39261.73	557.41	2598.96	-278.82
987	537	DX395	SLU_ENV_NL	Max	127864.67	38076.01	507.23	-962.18	-278.82
987	537	DX394	SLU_ENV_NL	Min	-41760.25	-13081.17	-761.11	-1224.14	278.80
987	537	DX381	SLU_ENV_NL	Min	-42063.61	-13507.84	122.27	337.57	278.80
987	537	DX382	SLU_ENV_NL	Min	-91064.57	-27769.61	-263.90	337.57	-819.94
987	537	DX395	SLU_ENV_NL	Min	-93711.49	-28205.95	-806.23	-1224.14	-819.94
988	538	DX395	SLU_ENV_NL	Max	36754.17	10744.81	505.25	1611.32	-237.72
988	538	DX382	SLU_ENV_NL	Max	40327.64	11724.59	37.15	-686.13	-237.72
988	538	DX383	SLU_ENV_NL	Max	-15335.12	-4838.68	171.51	-686.13	828.97
988	538	DX396	SLU_ENV_NL	Max	-10789.60	-3743.82	325.82	1611.32	828.97



Autorità Portuale di Taranto
Interventi per il dragaggio di 2,3 M m³ di sedimenti in area Molo Polisettoriale e per la realizzazione di un primo lotto della cassa di colmata funzionale all'ampliamento del V Sporgente del Porto di Taranto

Allegati alla relazione di calcolo strutturale allineamento "BC"

Data 05/2016
Rev. B
c.d.c.: C296A
514B



988	538	DX395	SLU_ENV_NL	Min	4300.69	1191.24	-447.67	424.09	-827.56
988	538	DX382	SLU_ENV_NL	Min	6195.62	1414.90	-348.88	-2249.88	-827.56
988	538	DX383	SLU_ENV_NL	Min	-16379.84	-5249.94	-528.31	-2249.88	238.58
988	538	DX396	SLU_ENV_NL	Min	-15475.53	-4291.50	-313.32	424.09	238.58
989	539	DX398	SLU_ENV_NL	Max	-10790.19	-3743.98	313.30	-429.52	828.99
989	539	DX385	SLU_ENV_NL	Max	-15335.59	-5132.85	516.18	2249.88	828.99
989	539	DX386	SLU_ENV_NL	Max	40328.50	11724.84	349.03	2249.88	-237.54
989	539	DX399	SLU_ENV_NL	Max	36755.03	10745.06	447.64	-429.52	-237.54
989	539	DX398	SLU_ENV_NL	Min	-16334.00	-4571.31	-314.44	-1611.32	238.48
989	539	DX385	SLU_ENV_NL	Min	-17281.15	-5250.07	-171.49	679.99	238.48
989	539	DX386	SLU_ENV_NL	Min	4361.58	853.99	-37.15	679.99	-827.58
989	539	DX399	SLU_ENV_NL	Min	2506.82	644.66	-481.60	-1611.32	-827.58
990	540	DX399	SLU_ENV_NL	Max	127865.18	38076.16	806.27	1224.14	-281.68
990	540	DX386	SLU_ENV_NL	Max	132112.00	39261.83	249.99	-338.38	-281.68
990	540	DX387	SLU_ENV_NL	Max	16881.66	5490.72	-150.63	-338.38	820.25
990	540	DX400	SLU_ENV_NL	Max	20890.09	6792.52	761.20	1224.14	820.25
990	540	DX399	SLU_ENV_NL	Min	-94721.04	-28516.72	-468.59	974.58	-819.94
990	540	DX386	SLU_ENV_NL	Min	-92026.02	-28069.27	-557.48	-2598.97	-819.94
990	540	DX387	SLU_ENV_NL	Min	-42089.94	-13500.26	-602.56	-2598.97	281.61
990	540	DX400	SLU_ENV_NL	Min	-41831.04	-13079.10	-869.21	974.58	281.61
991	541	SX381	SLU_ENV_NL	Max	27671.92	6268.36	1016.92	2764.13	507.35
991	541	SX368	SLU_ENV_NL	Max	25235.96	8495.28	863.34	1775.44	507.35
991	541	SX369	SLU_ENV_NL	Max	123504.93	36713.88	1068.62	1775.44	1762.09
991	541	SX382	SLU_ENV_NL	Max	121010.37	35935.98	1009.14	2764.13	1762.09
991	541	SX381	SLU_ENV_NL	Min	16977.97	6095.52	-1595.04	-589.93	-1760.80
991	541	SX368	SLU_ENV_NL	Min	24907.25	5528.60	-2070.47	-5447.35	-1760.80
991	541	SX369	SLU_ENV_NL	Min	-200553.94	-60486.02	-2078.25	-5447.35	-507.45
991	541	SX382	SLU_ENV_NL	Min	-191235.08	-57601.29	-1389.76	-589.93	-507.45
992	542	SX382	SLU_ENV_NL	Max	26254.46	7516.82	151.66	1169.67	1761.75
992	542	SX369	SLU_ENV_NL	Max	27024.63	7762.17	-145.40	5050.05	1761.75
992	542	SX370	SLU_ENV_NL	Max	55987.13	16620.08	227.06	5050.05	569.32
992	542	SX383	SLU_ENV_NL	Max	48528.96	14397.91	524.12	1169.67	569.32
992	542	SX382	SLU_ENV_NL	Min	-95696.87	-28938.94	-335.64	-3157.49	-566.11
992	542	SX369	SLU_ENV_NL	Min	-105670.49	-32021.88	-824.80	-1476.90	-566.11
992	542	SX370	SLU_ENV_NL	Min	-557.97	-252.37	-229.56	-1476.90	-1759.45
992	542	SX383	SLU_ENV_NL	Min	4181.58	1199.52	259.60	-3157.49	-1759.45
993	543	SX385	SLU_ENV_NL	Max	48411.40	14373.49	-259.57	3154.55	569.34
993	543	SX372	SLU_ENV_NL	Max	55848.25	16586.00	229.48	1476.91	569.34
993	543	SX373	SLU_ENV_NL	Max	27025.32	7762.37	824.70	1476.91	1761.84
993	543	SX386	SLU_ENV_NL	Max	26255.07	7516.99	335.65	3154.55	1761.84
993	543	SX385	SLU_ENV_NL	Min	4181.36	1199.40	-541.52	-1169.68	-1759.50
993	543	SX372	SLU_ENV_NL	Min	-558.03	-252.44	-209.87	-5053.14	-1759.50
993	543	SX373	SLU_ENV_NL	Min	-106299.20	-32222.37	168.05	-5053.14	-566.12
993	543	SX386	SLU_ENV_NL	Min	-96308.16	-29130.24	-163.59	-1169.68	-566.12
994	544	SX386	SLU_ENV_NL	Max	121011.06	35936.17	1413.18	589.93	1758.17
994	544	SX373	SLU_ENV_NL	Max	123505.27	36713.97	2078.16	5427.00	1758.17
994	544	SX374	SLU_ENV_NL	Max	25235.99	8270.11	2070.48	5427.00	507.35
994	544	SX387	SLU_ENV_NL	Max	27672.30	6268.51	1608.42	589.93	507.35
994	544	SX386	SLU_ENV_NL	Min	-190213.33	-57301.90	-1009.15	-2766.16	-507.45
994	544	SX373	SLU_ENV_NL	Min	-199509.54	-60185.36	-1078.77	-1775.44	-507.45
994	544	SX374	SLU_ENV_NL	Min	24150.47	5528.65	-883.53	-1775.44	-1756.86
994	544	SX387	SLU_ENV_NL	Min	16183.82	5874.46	-1016.82	-2766.16	-1756.86
995	545	SX368	SLU_ENV_NL	Max	27999.14	9150.58	610.61	3091.92	664.75
995	545	SX355	SLU_ENV_NL	Max	36120.49	9681.51	2.58	2183.96	664.75
995	545	SX356	SLU_ENV_NL	Max	124925.02	37957.65	1104.02	2183.96	1971.03
995	545	SX369	SLU_ENV_NL	Max	124835.82	37574.76	1131.20	3091.92	1971.03
995	545	SX368	SLU_ENV_NL	Min	25249.92	7556.35	-2613.03	-906.80	-1966.41
995	545	SX355	SLU_ENV_NL	Min	18090.83	7453.21	-1649.75	-6085.82	-1966.41
995	545	SX356	SLU_ENV_NL	Min	-215782.09	-64539.51	-1129.16	-6085.82	-661.25
995	545	SX369	SLU_ENV_NL	Min	-203986.06	-60681.19	-1511.59	-906.80	-661.25
996	546	SX369	SLU_ENV_NL	Max	28472.00	8681.31	13.32	1525.43	1971.35
996	546	SX356	SLU_ENV_NL	Max	31496.56	9913.42	398.71	5697.66	1971.35
996	546	SX357	SLU_ENV_NL	Max	68903.66	20616.66	585.16	5697.66	743.87
996	546	SX370	SLU_ENV_NL	Max	59812.01	18140.39	199.77	1525.43	743.87
996	546	SX369	SLU_ENV_NL	Min	-109097.53	-32216.06	-600.19	-3486.17	-744.59
996	546	SX356	SLU_ENV_NL	Min	-119617.86	-35688.80	40.47	-1944.01	-744.59
996	546	SX357	SLU_ENV_NL	Min	-5815.89	-1676.17	206.13	-1944.01	-1968.69
996	546	SX370	SLU_ENV_NL	Min	-1867.95	-713.53	-434.53	-3486.17	-1968.69
997	547	SX372	SLU_ENV_NL	Max	59666.88	18086.96	434.44	3482.36	743.89
997	547	SX359	SLU_ENV_NL	Max	68772.35	20564.09	-206.11	1944.01	743.89
997	547	SX360	SLU_ENV_NL	Max	31497.17	9913.61	-40.44	1944.01	1971.01
997	547	SX373	SLU_ENV_NL	Max	28472.67	8681.52	600.11	3482.36	1971.01
997	547	SX372	SLU_ENV_NL	Min	-1867.95	-713.47	-177.61	-1525.44	-1968.36
997	547	SX359	SLU_ENV_NL	Min	-5815.89	-1676.11	-601.82	-5699.66	-1968.36
997	547	SX360	SLU_ENV_NL	Min	-120220.11	-35860.82	-420.48	-5699.66	-744.61
997	547	SX373	SLU_ENV_NL	Min	-109717.89	-32390.21	3.73	-1525.44	-744.61
998	548	SX373	SLU_ENV_NL	Max	124836.17	37574.87	1511.58	906.80	1965.85
998	548	SX360	SLU_ENV_NL	Max	124925.48	37957.80	1140.28	6062.45	1965.85
998	548	SX361	SLU_ENV_NL	Max	35370.90	9446.88	1655.77	6062.45	664.75
998	548	SX374	SLU_ENV_NL	Max	27236.72	9150.60	2612.98	906.80	664.75
998	548	SX373	SLU_ENV_NL	Min	-202926.82	-60350.61	-1144.68	-3091.10	-661.25



Autorità Portuale di Taranto
Interventi per il dragaggio di 2,3 M m³ di sedimenti in area Molo Polisettoriale e per la realizzazione di un primo lotto della cassa di colmata funzionale all'ampliamento del V Sporgente del Porto di Taranto

Allegati alla relazione di calcolo strutturale allineamento "BC"

Data 05/2016
Rev. B
c.d.c.: C296A
514B



998	548	SX360	SLU_ENV_NL	Min	-214708.02	-64209.48	-1104.05	-2183.96	-661.25
998	548	SX361	SLU_ENV_NL	Min	18090.99	7453.27	-2.64	-2183.96	-1961.20
998	548	SX374	SLU_ENV_NL	Min	25249.95	7331.95	-629.19	-3091.10	-1961.20
1001	549	SX355	SLU_ENV_NL	Max	40919.86	13812.67	1233.84	2968.71	718.30
1001	549	SX342	SLU_ENV_NL	Max	49580.99	15833.02	1280.14	2389.24	718.30
1001	549	SX343	SLU_ENV_NL	Max	133364.41	40073.53	1444.46	2389.24	1993.02
1001	549	SX356	SLU_ENV_NL	Max	125873.45	36940.83	65.69	2968.71	1993.02
1001	549	SX355	SLU_ENV_NL	Min	15732.42	3770.11	-1680.15	-985.11	-1988.07
1001	549	SX342	SLU_ENV_NL	Min	16563.92	4782.92	816.02	-6310.78	-1988.07
1001	549	SX343	SLU_ENV_NL	Min	-229936.71	-69687.21	-352.13	-6310.78	-729.36
1001	549	SX356	SLU_ENV_NL	Min	-219723.31	-65810.19	-1515.83	-985.11	-729.36
1002	550	SX356	SLU_ENV_NL	Max	32566.96	8954.05	473.14	1539.26	2014.99
1002	550	SX343	SLU_ENV_NL	Max	36491.21	11006.40	-222.73	5966.87	2014.99
1002	550	SX344	SLU_ENV_NL	Max	81562.91	24135.90	82.14	5966.87	774.13
1002	550	SX357	SLU_ENV_NL	Max	72981.63	22245.63	778.00	1539.26	774.13
1002	550	SX356	SLU_ENV_NL	Min	-123591.77	-36970.90	97.49	-3412.60	-778.92
1002	550	SX343	SLU_ENV_NL	Min	-134696.15	-41114.87	-483.21	-2080.75	-778.92
1002	550	SX344	SLU_ENV_NL	Min	-10985.34	-2935.22	-462.71	-2080.75	-2008.99
1002	550	SX357	SLU_ENV_NL	Min	-7474.74	-2678.31	118.00	-3412.60	-2008.99
1003	551	SX359	SLU_ENV_NL	Max	72859.20	22225.25	-117.97	3409.48	774.15
1003	551	SX346	SLU_ENV_NL	Max	81434.28	24108.47	462.73	2080.74	774.15
1003	551	SX347	SLU_ENV_NL	Max	36491.70	11006.53	483.24	2080.74	2014.98
1003	551	SX360	SLU_ENV_NL	Max	32567.53	8954.21	-97.46	3409.48	2014.98
1003	551	SX359	SLU_ENV_NL	Min	-7474.72	-2678.30	-797.55	-1539.26	-2008.94
1003	551	SX346	SLU_ENV_NL	Min	-10985.29	-2935.21	-56.96	-5969.62	-2008.94
1003	551	SX347	SLU_ENV_NL	Min	-135297.78	-41309.88	247.48	-5969.62	-778.94
1003	551	SX360	SLU_ENV_NL	Min	-124198.49	-37160.43	-493.11	-1539.26	-778.94
1004	552	SX360	SLU_ENV_NL	Max	125873.91	36940.95	1526.97	985.11	1986.80
1004	552	SX347	SLU_ENV_NL	Max	133364.81	40073.64	352.24	6284.97	1986.80
1004	552	SX348	SLU_ENV_NL	Max	48865.47	15603.40	-815.89	6284.97	718.31
1004	552	SX361	SLU_ENV_NL	Max	40168.61	13597.02	1682.11	985.11	718.31
1004	552	SX360	SLU_ENV_NL	Min	-218645.80	-65493.22	-65.75	-2965.39	-729.36
1004	552	SX347	SLU_ENV_NL	Min	-228845.04	-69375.46	-1447.13	-2389.24	-729.36
1004	552	SX348	SLU_ENV_NL	Min	16563.96	4782.83	-1291.99	-2389.24	-1981.79
1004	552	SX361	SLU_ENV_NL	Min	15732.54	3770.04	-1233.88	-2965.39	-1981.79
1005	553	SX342	SLU_ENV_NL	Max	52830.19	15289.73	912.75	2365.61	655.58
1005	553	SX329	SLU_ENV_NL	Max	59863.83	16142.51	130.73	2300.29	655.58
1005	553	SX330	SLU_ENV_NL	Max	138619.13	42643.05	162.68	2300.29	1803.10
1005	553	SX343	SLU_ENV_NL	Max	134580.30	39946.32	1411.63	2365.61	1803.10
1005	553	SX342	SLU_ENV_NL	Min	15078.03	4010.12	274.81	-776.49	-1793.07
1005	553	SX329	SLU_ENV_NL	Min	11838.76	4628.44	-1742.70	-6016.67	-1793.07
1005	553	SX330	SLU_ENV_NL	Min	-244296.53	-73512.21	-1243.83	-6016.67	-664.42
1005	553	SX343	SLU_ENV_NL	Min	-233111.78	-68896.83	306.77	-776.49	-664.42
1006	554	SX343	SLU_ENV_NL	Max	37810.45	10931.73	63.57	1380.20	1838.08
1006	554	SX330	SLU_ENV_NL	Max	42991.94	13938.53	645.72	5715.01	1838.08
1006	554	SX331	SLU_ENV_NL	Max	93980.88	27710.02	576.06	5715.01	730.18
1006	554	SX344	SLU_ENV_NL	Max	85697.33	26373.10	168.36	1380.20	730.18
1006	554	SX343	SLU_ENV_NL	Min	-137929.66	-40349.03	-312.32	-2836.08	-740.53
1006	554	SX330	SLU_ENV_NL	Min	-147699.30	-44526.21	471.28	-2047.87	-740.53
1006	554	SX331	SLU_ENV_NL	Min	-14251.66	-3827.22	212.83	-2047.87	-1830.51
1006	554	SX344	SLU_ENV_NL	Min	-12857.38	-4703.25	-745.21	-2836.08	-1830.51
1007	555	SX346	SLU_ENV_NL	Max	85560.90	26322.60	745.24	2831.63	730.19
1007	555	SX333	SLU_ENV_NL	Max	93837.44	27651.44	-212.79	2047.86	730.19
1007	555	SX334	SLU_ENV_NL	Max	42992.32	13938.65	-489.05	2047.86	1837.43
1007	555	SX347	SLU_ENV_NL	Max	37810.90	10931.88	312.34	2831.63	1837.43
1007	555	SX346	SLU_ENV_NL	Min	-12857.29	-4703.22	-143.96	-1380.20	-1829.81
1007	555	SX333	SLU_ENV_NL	Min	-14251.55	-3827.18	-594.90	-5716.11	-1829.81
1007	555	SX334	SLU_ENV_NL	Min	-148294.23	-44695.56	-645.68	-5716.11	-740.55
1007	555	SX347	SLU_ENV_NL	Min	-138520.80	-40512.03	-38.11	-1380.20	-740.55
1008	556	SX347	SLU_ENV_NL	Max	134580.70	39946.45	-306.61	776.49	1795.65
1008	556	SX334	SLU_ENV_NL	Max	138619.74	42643.25	1260.78	5987.97	1795.65
1008	556	SX335	SLU_ENV_NL	Max	59171.43	15923.48	1752.66	5987.97	655.58
1008	556	SX348	SLU_ENV_NL	Max	52114.12	15086.84	-274.72	776.49	655.58
1008	556	SX347	SLU_ENV_NL	Min	-232000.37	-68547.83	-1416.42	-2359.45	-664.42
1008	556	SX334	SLU_ENV_NL	Min	-243172.40	-73167.08	-162.78	-2300.29	-664.42
1008	556	SX335	SLU_ENV_NL	Min	11839.07	4628.68	-130.89	-2300.29	-1785.56
1008	556	SX348	SLU_ENV_NL	Min	15078.15	4010.30	-924.54	-2359.45	-1785.56
1011	557	SX329	SLU_ENV_NL	Max	64431.71	21909.02	346.56	1256.88	432.34
1011	557	SX316	SLU_ENV_NL	Max	69913.72	21931.90	2171.61	1830.17	432.34
1011	557	SX317	SLU_ENV_NL	Max	141547.69	42906.13	2155.71	1830.17	1387.46
1011	557	SX330	SLU_ENV_NL	Max	138941.40	40405.02	294.67	1256.88	1387.46
1011	557	SX329	SLU_ENV_NL	Min	9786.28	1099.08	-1846.98	-208.60	-1377.00
1011	557	SX316	SLU_ENV_NL	Min	8618.53	2349.45	-852.88	-5186.78	-1377.00
1011	557	SX317	SLU_ENV_NL	Min	-253691.90	-77446.30	-904.77	-5186.78	-442.34
1011	557	SX330	SLU_ENV_NL	Min	-247131.51	-73502.39	-1862.89	-208.60	-442.34
1012	558	SX330	SLU_ENV_NL	Max	43477.83	11779.61	748.35	895.09	1468.65
1012	558	SX317	SLU_ENV_NL	Max	45797.85	14167.52	-314.43	4989.84	1468.65
1012	558	SX318	SLU_ENV_NL	Max	103801.51	30387.35	-237.28	4989.84	543.82
1012	558	SX331	SLU_ENV_NL	Max	97734.35	30361.01	825.50	895.09	543.82
1012	558	SX330	SLU_ENV_NL	Min	-150670.59	-44569.95	248.99	-1830.08	-552.29
1012	558	SX317	SLU_ENV_NL	Min	-158488.73	-48879.50	-895.12	-1659.84	-552.29



Autorità Portuale di Taranto
Interventi per il dragaggio di 2,3 M m³ di sedimenti in area Molo Polisettoriale e per la realizzazione di un primo lotto della cassa di colmata funzionale all'ampliamento del V Sporgente del Porto di Taranto

Allegati alla relazione di calcolo strutturale allineamento "BC"

Data 05/2016
Rev. B
c.d.c.: C296A
514B



1012	558	SX318	SLU_ENV_NL	Min	-18499.22	-4510.32	-679.95	-1659.84	-1457.23
1012	558	SX331	SLU_ENV_NL	Min	-15826.80	-5299.15	464.16	-1830.08	-1457.23
1013	559	SX333	SLU_ENV_NL	Max	97600.81	30340.02	-464.14	1826.39	543.83
1013	559	SX320	SLU_ENV_NL	Max	103657.60	30355.95	679.89	1659.81	543.83
1013	559	SX321	SLU_ENV_NL	Max	45797.98	14167.55	895.10	1659.81	1468.32
1013	559	SX334	SLU_ENV_NL	Max	43478.17	11779.69	-248.93	1826.39	1468.32
1013	559	SX333	SLU_ENV_NL	Min	-15826.67	-5299.14	-844.27	-895.08	-1456.85
1013	559	SX320	SLU_ENV_NL	Min	-18499.10	-4510.33	269.41	-4991.72	-1456.85
1013	559	SX321	SLU_ENV_NL	Min	-159078.21	-49074.21	345.84	-4991.72	-552.30
1013	559	SX334	SLU_ENV_NL	Min	-151269.58	-44757.40	-767.84	-895.08	-552.30
1014	560	SX334	SLU_ENV_NL	Max	138942.01	40405.20	1877.54	208.60	1380.01
1014	560	SX321	SLU_ENV_NL	Max	141548.46	42906.34	904.93	5158.13	1380.01
1014	560	SX322	SLU_ENV_NL	Max	69251.70	21711.38	852.98	5158.13	432.34
1014	560	SX335	SLU_ENV_NL	Max	63736.88	21712.20	1855.16	208.60	432.34
1014	560	SX334	SLU_ENV_NL	Min	-246002.05	-73169.81	-294.77	-1250.57	-442.34
1014	560	SX321	SLU_ENV_NL	Min	-252567.49	-77128.33	-2153.54	-1830.17	-442.34
1014	560	SX322	SLU_ENV_NL	Min	8618.89	2349.41	-2175.93	-1830.17	-1369.45
1014	560	SX335	SLU_ENV_NL	Min	9786.48	1098.99	-346.72	-1250.57	-1369.45
1015	561	SX316	SLU_ENV_NL	Max	71493.05	21209.65	1777.44	685.27	55.63
1015	561	SX303	SLU_ENV_NL	Max	73605.18	19250.68	39.63	976.92	55.63
1015	561	SX304	SLU_ENV_NL	Max	142741.00	44427.56	183.26	976.92	640.46
1015	561	SX317	SLU_ENV_NL	Max	141639.31	41678.53	1902.02	685.27	640.46
1015	561	SX316	SLU_ENV_NL	Min	8071.97	2060.57	-820.19	-564.21	-624.78
1015	561	SX303	SLU_ENV_NL	Min	7658.16	4513.01	-1591.13	-3513.33	-624.78
1015	561	SX304	SLU_ENV_NL	Min	-259280.73	-78580.05	-1466.54	-3513.33	-69.49
1015	561	SX317	SLU_ENV_NL	Min	-254651.18	-74657.19	-676.56	-564.21	-69.49
1016	562	SX317	SLU_ENV_NL	Max	46119.96	13052.76	111.60	106.24	770.14
1016	562	SX304	SLU_ENV_NL	Max	46697.90	15584.60	522.51	3449.04	770.14
1016	562	SX305	SLU_ENV_NL	Max	109804.15	31929.15	718.78	3449.04	216.50
1016	562	SX318	SLU_ENV_NL	Max	106680.06	33365.14	-4.21	106.24	216.50
1016	562	SX317	SLU_ENV_NL	Min	-159664.78	-46182.30	-1023.60	-109.39	-228.61
1016	562	SX304	SLU_ENV_NL	Min	-163619.19	-49860.56	457.35	-931.27	-228.61
1016	562	SX305	SLU_ENV_NL	Min	-20467.14	-5515.75	341.54	-931.27	-756.50
1016	562	SX318	SLU_ENV_NL	Min	-20059.83	-7523.93	-827.33	-109.39	-756.50
1017	563	SX320	SLU_ENV_NL	Max	106527.63	33311.29	827.32	103.36	216.50
1017	563	SX307	SLU_ENV_NL	Max	109617.21	31856.22	-361.10	931.23	216.50
1017	563	SX308	SLU_ENV_NL	Max	46698.13	15584.69	-467.91	931.23	768.72
1017	563	SX321	SLU_ENV_NL	Max	46120.06	13052.80	1023.53	103.36	768.72
1017	563	SX320	SLU_ENV_NL	Min	-20059.66	-7523.85	31.72	-106.22	-754.99
1017	563	SX307	SLU_ENV_NL	Min	-20466.71	-5515.58	-718.71	-3448.14	-754.99
1017	563	SX308	SLU_ENV_NL	Min	-164225.69	-50031.92	-522.50	-3448.14	-228.60
1017	563	SX321	SLU_ENV_NL	Min	-160240.70	-46337.78	-75.08	-106.22	-228.60
1018	564	SX321	SLU_ENV_NL	Max	141640.08	41678.77	676.65	573.03	631.95
1018	564	SX308	SLU_ENV_NL	Max	142741.51	44427.74	1496.54	3482.32	631.95
1018	564	SX309	SLU_ENV_NL	Max	72982.53	19047.98	1612.20	3482.32	55.63
1018	564	SX322	SLU_ENV_NL	Max	70832.69	21025.85	820.36	573.03	55.63
1018	564	SX321	SLU_ENV_NL	Min	-253503.94	-74294.34	-1899.69	-685.27	-69.49
1018	564	SX308	SLU_ENV_NL	Min	-258124.80	-78224.07	-183.39	-976.92	-69.49
1018	564	SX309	SLU_ENV_NL	Min	7658.31	4513.20	-39.68	-976.92	-616.20
1018	564	SX322	SLU_ENV_NL	Min	8072.42	2060.83	-1784.03	-685.27	-616.20
1019	565	SX303	SLU_ENV_NL	Max	75902.50	26798.70	263.89	2245.92	543.69
1019	565	SX290	SLU_ENV_NL	Max	71657.94	22561.79	3571.76	-624.91	543.69
1019	565	SX291	SLU_ENV_NL	Max	137520.94	42112.24	3330.19	-624.91	608.66
1019	565	SX304	SLU_ENV_NL	Max	141034.62	40406.64	539.75	2245.92	608.66
1019	565	SX303	SLU_ENV_NL	Min	6554.96	-831.33	-1982.04	-3292.06	-622.98
1019	565	SX290	SLU_ENV_NL	Min	10005.95	2834.51	-1545.02	-798.10	-622.98
1019	565	SX291	SLU_ENV_NL	Min	-254879.67	-78600.85	-1269.16	-798.10	-526.26
1019	565	SX304	SLU_ENV_NL	Min	-258630.04	-76301.40	-2223.61	-3292.06	-526.26
1020	566	SX304	SLU_ENV_NL	Max	45348.09	11729.76	1072.88	2417.22	381.35
1020	566	SX291	SLU_ENV_NL	Max	43091.46	13754.31	-284.86	951.93	381.35
1020	566	SX292	SLU_ENV_NL	Max	109364.98	31458.26	-626.87	951.93	322.68
1020	566	SX305	SLU_ENV_NL	Max	111133.40	35147.22	616.67	2417.22	322.68
1020	566	SX304	SLU_ENV_NL	Min	-163346.44	-47738.59	334.40	-1300.49	-305.96
1020	566	SX291	SLU_ENV_NL	Min	-160692.23	-50322.35	-868.65	510.31	-305.96
1020	566	SX292	SLU_ENV_NL	Min	-18444.79	-4073.84	-741.06	510.31	-395.52
1020	566	SX305	SLU_ENV_NL	Min	-20828.46	-7364.66	576.18	-1300.49	-395.52
1021	567	SX307	SLU_ENV_NL	Max	110954.05	35108.97	-576.18	1300.53	324.06
1021	567	SX294	SLU_ENV_NL	Max	109183.28	31409.84	774.84	-510.37	324.06
1021	567	SX295	SLU_ENV_NL	Max	43091.32	13754.26	868.67	-510.37	381.38
1021	567	SX308	SLU_ENV_NL	Max	45348.28	11729.80	-334.31	1300.53	381.38
1021	567	SX307	SLU_ENV_NL	Min	-20828.02	-7364.57	-630.20	-2422.90	-395.55
1021	567	SX294	SLU_ENV_NL	Min	-18444.52	-4073.80	626.81	-951.30	-395.55
1021	567	SX295	SLU_ENV_NL	Min	-161271.56	-50518.03	313.28	-951.30	-307.30
1021	567	SX308	SLU_ENV_NL	Min	-163956.28	-47930.50	-1091.75	-2422.90	-307.30
1022	568	SX308	SLU_ENV_NL	Max	141035.12	40406.78	2245.58	3298.36	608.66
1022	568	SX295	SLU_ENV_NL	Max	137521.92	42112.51	1269.29	770.11	608.66
1022	568	SX296	SLU_ENV_NL	Max	71045.80	22359.85	1545.00	770.11	551.14
1022	568	SX309	SLU_ENV_NL	Max	75282.19	26633.55	2007.27	3298.36	551.14
1022	568	SX308	SLU_ENV_NL	Min	-257469.84	-75960.87	-539.77	-2245.92	-533.53
1022	568	SX295	SLU_ENV_NL	Min	-253767.40	-78290.48	-3337.02	624.91	-533.53
1022	568	SX296	SLU_ENV_NL	Min	10006.54	2834.58	-3575.34	624.91	-622.98



Autorità Portuale di Taranto
Interventi per il dragaggio di 2,3 M m³ di sedimenti in area Molo Polisettoriale e per la realizzazione di un primo lotto della cassa di colmata funzionale all'ampliamento del V Sporgente del Porto di Taranto

Allegati alla relazione di calcolo strutturale allineamento "BC"

Data 05/2016
Rev. B
c.d.c.: C296A
514B

1022	568	SX309	SLU_ENV_NL	Min	6555.03	-831.40	-264.06	-2245.92	-622.98
1025	569	SX290	SLU_ENV_NL	Max	68750.45	21777.50	3426.60	4380.10	2379.94
1025	569	SX277	SLU_ENV_NL	Max	59045.12	14347.52	717.03	3621.02	2379.94
1025	569	SX278	SLU_ENV_NL	Max	127271.74	40657.97	-71.16	3621.02	1562.44
1025	569	SX291	SLU_ENV_NL	Max	134613.83	39002.43	2407.62	4380.10	1562.44
1025	569	SX290	SLU_ENV_NL	Min	11919.67	2633.01	-1355.37	-7425.65	-1583.64
1025	569	SX277	SLU_ENV_NL	Min	19322.28	8928.36	-454.20	-2953.06	-1583.64
1025	569	SX278	SLU_ENV_NL	Min	-236782.47	-72702.78	-301.95	-2953.06	-2359.30
1025	569	SX291	SLU_ENV_NL	Min	-250344.07	-72389.51	-972.33	-7425.65	-2359.30
1026	570	SX291	SLU_ENV_NL	Max	40664.11	10870.64	641.05	6352.79	1256.86
1026	570	SX278	SLU_ENV_NL	Max	32892.53	12291.08	958.49	2634.28	1256.86
1026	570	SX279	SLU_ENV_NL	Max	99759.65	28128.85	1041.65	2634.28	2060.59
1026	570	SX292	SLU_ENV_NL	Max	108151.83	34740.82	-535.35	6352.79	2060.59
1026	570	SX291	SLU_ENV_NL	Min	-156701.24	-44345.45	-1256.27	-3267.97	-2042.32
1026	570	SX278	SLU_ENV_NL	Min	-143232.64	-44589.04	568.24	-3210.66	-2042.32
1026	570	SX279	SLU_ENV_NL	Min	-10943.49	-2029.00	-217.91	-3210.66	-1275.32
1026	570	SX292	SLU_ENV_NL	Min	-17919.78	-7531.32	-782.86	-3267.97	-1275.32
1027	571	SX294	SLU_ENV_NL	Max	107962.84	34681.26	782.87	3268.00	2063.78
1027	571	SX281	SLU_ENV_NL	Max	99568.18	28057.04	204.77	3215.69	2063.78
1027	571	SX282	SLU_ENV_NL	Max	32892.72	12291.72	-568.27	3215.69	1256.91
1027	571	SX295	SLU_ENV_NL	Max	40663.97	10870.61	1256.21	3268.00	1256.91
1027	571	SX294	SLU_ENV_NL	Min	-17919.50	-7531.23	567.91	-6362.28	-1275.37
1027	571	SX281	SLU_ENV_NL	Min	-10942.97	-2028.82	-1041.60	-2634.33	-1275.37
1027	571	SX282	SLU_ENV_NL	Min	-143784.54	-44741.57	-973.60	-2634.33	-2045.46
1027	571	SX295	SLU_ENV_NL	Min	-157262.10	-44492.71	-610.46	-6362.28	-2045.46
1028	572	SX295	SLU_ENV_NL	Max	134614.81	39002.74	972.32	7435.33	1562.44
1028	572	SX282	SLU_ENV_NL	Max	127272.29	40658.16	320.57	2953.07	1562.44
1028	572	SX283	SLU_ENV_NL	Max	58529.38	14185.23	454.26	2953.07	2388.67
1028	572	SX296	SLU_ENV_NL	Max	68144.02	21623.06	1355.49	7435.33	2388.67
1028	572	SX295	SLU_ENV_NL	Min	-249207.41	-72026.28	-2402.84	-4380.10	-2368.01
1028	572	SX282	SLU_ENV_NL	Min	-235603.92	-72337.41	71.09	-3651.97	-2368.01
1028	572	SX283	SLU_ENV_NL	Min	19322.44	8928.48	-720.56	-3651.97	-1583.64
1028	572	SX296	SLU_ENV_NL	Min	11920.31	2633.25	-3443.97	-4380.10	-1583.64
1029	573	SX277	SLU_ENV_NL	Max	69385.55	24430.16	876.51	6561.47	2991.25
1029	573	SX264	SLU_ENV_NL	Max	60249.30	16839.54	4539.67	4280.63	2991.25
1029	573	SX265	SLU_ENV_NL	Max	141658.13	43790.96	2909.47	4280.63	2417.86
1029	573	SX278	SLU_ENV_NL	Max	152141.62	42783.23	109.65	6561.47	2417.86
1029	573	SX277	SLU_ENV_NL	Min	26663.63	4408.78	-520.68	-9603.88	-2444.22
1029	573	SX264	SLU_ENV_NL	Min	35695.59	11308.06	-1877.96	-4771.52	-2444.22
1029	573	SX265	SLU_ENV_NL	Min	-270978.97	-84590.26	-1247.63	-4771.52	-2965.48
1029	573	SX278	SLU_ENV_NL	Min	-287680.03	-84450.20	-753.69	-9603.88	-2965.48
1030	574	SX278	SLU_ENV_NL	Max	35173.15	7781.92	1124.89	8068.32	1925.51
1030	574	SX265	SLU_ENV_NL	Max	26727.14	9222.44	350.52	4228.81	1925.51
1030	574	SX266	SLU_ENV_NL	Max	111180.10	30601.47	-787.13	4228.81	2543.94
1030	574	SX279	SLU_ENV_NL	Max	120053.79	37973.92	1220.68	8068.32	2543.94
1030	574	SX278	SLU_ENV_NL	Min	-171754.93	-49748.80	815.62	-4807.50	-2515.96
1030	574	SX265	SLU_ENV_NL	Min	-158500.76	-50770.66	-1518.79	-3725.78	-2515.96
1030	574	SX266	SLU_ENV_NL	Min	-2309.78	1735.89	-1113.73	-3725.78	-1951.25
1030	574	SX279	SLU_ENV_NL	Min	-10614.28	-4545.76	-12.75	-4807.50	-1951.25
1031	575	SX281	SLU_ENV_NL	Max	119819.48	37922.71	-6.23	4807.52	2546.65
1031	575	SX268	SLU_ENV_NL	Max	110921.35	30526.23	1113.65	3728.43	2546.65
1031	575	SX269	SLU_ENV_NL	Max	26727.28	9222.46	1518.78	3728.43	1925.57
1031	575	SX282	SLU_ENV_NL	Max	35173.41	7781.96	-815.57	4807.52	1925.57
1031	575	SX281	SLU_ENV_NL	Min	-10613.71	-4545.62	-1220.70	-8077.72	-1951.30
1031	575	SX268	SLU_ENV_NL	Min	-2309.47	1735.96	830.26	-4228.85	-1951.30
1031	575	SX269	SLU_ENV_NL	Min	-159185.80	-51009.32	-306.66	-4228.85	-2518.54
1031	575	SX282	SLU_ENV_NL	Min	-172447.73	-49971.01	-1143.15	-8077.72	-2518.54
1032	576	SX282	SLU_ENV_NL	Max	152142.30	42783.40	771.01	9603.07	2417.86
1032	576	SX269	SLU_ENV_NL	Max	141659.13	43791.23	1247.63	4771.51	2417.86
1032	576	SX270	SLU_ENV_NL	Max	59685.94	16627.46	1877.85	4771.51	2997.89
1032	576	SX283	SLU_ENV_NL	Max	68735.57	24235.87	520.61	9603.07	2997.89
1032	576	SX282	SLU_ENV_NL	Min	-286207.36	-84021.47	-109.61	-6561.47	-2972.01
1032	576	SX269	SLU_ENV_NL	Min	-269491.28	-84178.38	-2895.33	-4312.11	-2972.01
1032	576	SX270	SLU_ENV_NL	Min	35696.15	11308.21	-4544.01	-4312.11	-2444.22
1032	576	SX283	SLU_ENV_NL	Min	26663.80	4408.83	-877.67	-6561.47	-2444.22
1035	577	SX264	SLU_ENV_NL	Max	53504.27	17568.36	3988.63	8744.97	3487.91
1035	577	SX251	SLU_ENV_NL	Max	54203.86	20382.59	5.23	5755.06	3487.91
1035	577	SX252	SLU_ENV_NL	Max	119653.82	39526.16	-454.92	5755.06	3472.49
1035	577	SX265	SLU_ENV_NL	Max	133592.20	38093.38	3051.37	8744.97	3472.49
1035	577	SX264	SLU_ENV_NL	Min	41870.08	10700.82	-1766.59	-10417.65	-3509.54
1035	577	SX251	SLU_ENV_NL	Min	41568.77	7853.79	-1269.06	-7529.41	-3509.54
1035	577	SX252	SLU_ENV_NL	Min	-246772.43	-76135.48	-932.03	-7529.41	-3450.51
1035	577	SX265	SLU_ENV_NL	Min	-261026.68	-74628.22	-952.45	-10417.65	-3450.51
1036	578	SX265	SLU_ENV_NL	Max	20097.62	4197.57	620.12	8469.38	2700.11
1036	578	SX252	SLU_ENV_NL	Max	7650.14	5772.49	998.33	6284.61	2700.11
1036	578	SX253	SLU_ENV_NL	Max	97106.35	26936.30	1486.50	6284.61	2837.76
1036	578	SX266	SLU_ENV_NL	Max	106705.11	35173.12	-624.61	8469.38	2837.76
1036	578	SX265	SLU_ENV_NL	Min	-149841.73	-41395.49	-1782.08	-6381.10	-2806.15
1036	578	SX252	SLU_ENV_NL	Min	-135539.96	-42642.98	962.10	-4685.97	-2806.15
1036	578	SX253	SLU_ENV_NL	Min	13781.53	5841.56	-246.41	-4685.97	-2733.73
1036	578	SX266	SLU_ENV_NL	Min	1490.22	-2670.97	-1257.69	-6381.10	-2733.73

1037	579	SX268	SLU_ENV_NL	Max	106436.37	35095.06	1257.66	6381.11	2844.34
1037	579	SX255	SLU_ENV_NL	Max	96826.04	26837.16	233.11	4698.20	2844.34
1037	579	SX256	SLU_ENV_NL	Max	7650.84	5772.76	-962.14	4698.20	2700.18
1037	579	SX269	SLU_ENV_NL	Max	20097.87	4197.66	1782.00	6381.11	2700.18
1037	579	SX268	SLU_ENV_NL	Min	1490.45	-2670.89	668.98	-8487.30	-2733.80
1037	579	SX255	SLU_ENV_NL	Min	13781.80	5841.68	-1486.48	-6284.62	-2733.80
1037	579	SX256	SLU_ENV_NL	Min	-136183.73	-42816.08	-1012.84	-6284.62	-2812.63
1037	579	SX269	SLU_ENV_NL	Min	-150495.19	-41559.42	-576.97	-8487.30	-2812.63
1038	580	SX269	SLU_ENV_NL	Max	133593.22	38093.71	952.32	10415.14	3472.50
1038	580	SX256	SLU_ENV_NL	Max	119654.34	39526.36	966.59	7529.40	3472.50
1038	580	SX257	SLU_ENV_NL	Max	54203.87	20382.56	1269.22	7529.40	3493.67
1038	580	SX270	SLU_ENV_NL	Max	52954.67	17428.68	1766.61	10415.14	3493.67
1038	580	SX269	SLU_ENV_NL	Min	-259508.23	-74140.34	-3049.70	-8744.98	-3456.08
1038	580	SX256	SLU_ENV_NL	Min	-245309.40	-75676.76	454.92	-5783.99	-3456.08
1038	580	SX257	SLU_ENV_NL	Min	41034.05	7685.18	33.15	-5783.99	-3509.54
1038	580	SX270	SLU_ENV_NL	Min	41870.62	10700.93	-3983.15	-8744.98	-3509.54
1039	581	SX251	SLU_ENV_NL	Max	59637.92	16000.44	378.09	8433.37	3208.78
1039	581	SX238	SLU_ENV_NL	Max	70925.72	22599.94	5786.40	5423.69	3208.78
1039	581	SX239	SLU_ENV_NL	Max	93734.61	29848.27	3701.17	5423.69	3481.98
1039	581	SX252	SLU_ENV_NL	Max	109049.51	29111.16	-239.48	8433.37	3481.98
1039	581	SX251	SLU_ENV_NL	Min	36838.79	13563.42	-1387.00	-9467.30	-3514.56
1039	581	SX238	SLU_ENV_NL	Min	28907.22	7759.43	-2424.72	-7874.82	-3514.56
1039	581	SX239	SLU_ENV_NL	Min	-219565.17	-69696.73	-1277.19	-7874.82	-3179.75
1039	581	SX252	SLU_ENV_NL	Min	-237525.92	-69227.08	-1707.13	-9467.30	-3179.75
1040	582	SX252	SLU_ENV_NL	Max	-717.84	-3605.41	1126.82	6783.67	2316.92
1040	582	SX239	SLU_ENV_NL	Max	-10820.37	-1731.87	395.46	5668.97	2316.92
1040	582	SX240	SLU_ENV_NL	Max	84552.15	22142.09	-737.31	5668.97	2226.81
1040	582	SX253	SLU_ENV_NL	Max	92421.77	29681.23	1534.60	6783.67	2226.81
1040	582	SX252	SLU_ENV_NL	Min	-128222.54	-36611.79	1013.70	-5206.82	-2195.23
1040	582	SX239	SLU_ENV_NL	Min	-116326.28	-38549.34	-2132.62	-3523.62	-2195.23
1040	582	SX240	SLU_ENV_NL	Min	29366.60	11979.06	-1724.84	-3523.62	-2349.01
1040	582	SX253	SLU_ENV_NL	Min	18850.77	4223.65	-119.07	-5206.82	-2349.01
1041	583	SX255	SLU_ENV_NL	Max	92140.39	29626.51	98.29	5206.84	2234.46
1041	583	SX242	SLU_ENV_NL	Max	84195.47	22039.75	1724.79	3538.53	2234.46
1041	583	SX243	SLU_ENV_NL	Max	-10819.59	-1731.66	2132.62	3538.53	2316.98
1041	583	SX256	SLU_ENV_NL	Max	-717.04	-3605.21	-1023.34	5206.84	2316.98
1041	583	SX255	SLU_ENV_NL	Min	18850.91	4223.69	-1534.64	-6803.59	-2349.07
1041	583	SX242	SLU_ENV_NL	Min	29366.48	11979.02	800.00	-5668.97	-2349.07
1041	583	SX243	SLU_ENV_NL	Min	-116981.86	-38787.75	-321.64	-5668.97	-2202.62
1041	583	SX256	SLU_ENV_NL	Min	-128862.64	-36820.60	-1126.81	-6803.59	-2202.62
1042	584	SX256	SLU_ENV_NL	Max	109050.01	29111.27	1742.79	9449.36	3481.98
1042	584	SX243	SLU_ENV_NL	Max	93735.23	29848.42	1277.11	7874.81	3481.98
1042	584	SX244	SLU_ENV_NL	Max	70925.93	22600.07	2424.59	7874.81	3207.54
1042	584	SX257	SLU_ENV_NL	Max	59637.96	15835.36	1387.06	9449.36	3207.54
1042	584	SX256	SLU_ENV_NL	Min	-236076.05	-68809.81	239.58	-8433.37	-3178.28
1042	584	SX243	SLU_ENV_NL	Min	-218183.14	-69322.95	-3665.42	-5435.32	-3178.28
1042	584	SX244	SLU_ENV_NL	Min	28449.27	7570.07	-5755.17	-5435.32	-5144.55
1042	584	SX257	SLU_ENV_NL	Min	36305.85	13563.50	-346.96	-8433.37	-3514.55
1043	585	SX238	SLU_ENV_NL	Max	77433.18	21316.76	5625.61	7002.43	3231.65
1043	585	SX225	SLU_ENV_NL	Max	84373.57	29969.70	-563.38	5784.35	3231.65
1043	585	SX226	SLU_ENV_NL	Max	72588.43	25689.61	-786.11	5784.35	2993.52
1043	585	SX239	SLU_ENV_NL	Max	85014.01	23754.34	3857.05	7002.43	2993.52
1043	585	SX238	SLU_ENV_NL	Min	21907.36	7093.95	-2736.90	-9209.08	-3028.80
1043	585	SX225	SLU_ENV_NL	Min	15719.88	-1096.01	-2214.46	-7034.95	-3028.80
1043	585	SX226	SLU_ENV_NL	Min	-195526.80	-60415.34	-2331.94	-7034.95	-3200.83
1043	585	SX239	SLU_ENV_NL	Min	-209663.04	-59357.00	-1308.55	-9209.08	-3200.83
1044	586	SX239	SLU_ENV_NL	Max	-16274.61	-6305.31	381.39	5759.08	1307.65
1044	586	SX226	SLU_ENV_NL	Max	-24662.06	-3812.48	957.06	3511.61	1307.65
1044	586	SX227	SLU_ENV_NL	Max	75152.01	20774.53	1171.61	3511.61	1878.95
1044	586	SX240	SLU_ENV_NL	Max	81608.79	27255.71	-607.25	5759.08	1878.95
1044	586	SX239	SLU_ENV_NL	Min	-109120.64	-29455.36	-2171.92	-2651.82	-1851.40
1044	586	SX226	SLU_ENV_NL	Min	-99148.23	-31240.69	395.25	-2935.95	-1851.40
1044	586	SX227	SLU_ENV_NL	Min	38258.29	13256.51	-31.58	-2935.95	-1336.58
1044	586	SX240	SLU_ENV_NL	Min	31976.18	7070.30	-1395.56	-2651.82	-1336.58
1045	587	SX242	SLU_ENV_NL	Max	81227.58	27144.08	1395.55	2651.83	1893.20
1045	587	SX229	SLU_ENV_NL	Max	74755.35	20633.44	26.53	2967.43	1893.20
1045	587	SX230	SLU_ENV_NL	Max	-24660.88	-3812.07	-395.28	2967.43	1307.68
1045	587	SX243	SLU_ENV_NL	Max	-16273.72	-6305.02	2171.89	2651.83	1307.68
1045	587	SX242	SLU_ENV_NL	Min	31975.97	7070.25	678.36	-5793.57	-1336.61
1045	587	SX229	SLU_ENV_NL	Min	38258.06	13256.46	-1171.62	-3511.59	-1336.61
1045	587	SX230	SLU_ENV_NL	Min	-99719.07	-31385.64	-966.80	-3511.59	-1865.54
1045	587	SX243	SLU_ENV_NL	Min	-109725.56	-29597.37	-314.98	-5793.57	-1865.54
1046	588	SX243	SLU_ENV_NL	Max	85014.66	23754.57	1308.41	9183.29	2993.51
1046	588	SX230	SLU_ENV_NL	Max	72588.89	25689.79	2369.69	7034.94	2993.51
1046	588	SX231	SLU_ENV_NL	Max	84373.49	29969.62	2214.60	7034.94	3226.44
1046	588	SX244	SLU_ENV_NL	Max	77433.34	21316.72	2736.83	9183.29	3226.44
1046	588	SX243	SLU_ENV_NL	Min	-208269.01	-58902.50	-3829.33	-7002.43	-3195.44
1046	588	SX230	SLU_ENV_NL	Min	-194240.23	-59999.89	786.18	-5785.43	-3195.44
1046	588	SX231	SLU_ENV_NL	Min	15339.00	-1194.49	610.72	-5785.43	-3028.80
1046	588	SX244	SLU_ENV_NL	Min	21493.21	7009.84	-5588.29	-7002.43	-3028.80
1047	589	SX408	SLU_ENV_NL	Max	30743.72	8132.06	646.29	309.92	98.10

1047	589	SX395	SLU_ENV_NL	Max	30420.86	8064.74	832.82	768.28	98.10
1047	589	SX396	SLU_ENV_NL	Max	118073.95	35111.24	846.35	768.28	532.40
1047	589	SX409	SLU_ENV_NL	Max	117352.83	34873.79	588.99	309.92	532.40
1047	589	SX408	SLU_ENV_NL	Min	4308.61	2077.11	-1245.10	111.98	-532.72
1047	589	SX395	SLU_ENV_NL	Min	6967.15	2944.92	-766.90	-2370.68	-532.72
1047	589	SX396	SLU_ENV_NL	Min	-178245.41	-53711.07	-824.20	-2370.68	-98.55
1047	589	SX409	SLU_ENV_NL	Min	-175540.81	-52963.27	-1231.57	111.98	-98.55
1048	590	SX409	SLU_ENV_NL	Max	22833.89	6518.38	-171.47	136.94	528.77
1048	590	SX396	SLU_ENV_NL	Max	22937.36	6570.00	-62.54	1966.47	528.77
1048	590	SX397	SLU_ENV_NL	Max	37570.04	10914.66	218.31	1966.47	101.54
1048	590	SX410	SLU_ENV_NL	Max	35870.96	10316.58	64.85	136.94	101.54
1048	590	SX409	SLU_ENV_NL	Min	-80344.20	-24404.30	-216.00	-496.09	-100.98
1048	590	SX396	SLU_ENV_NL	Min	-83863.69	-25396.54	-91.60	-335.10	-100.98
1048	590	SX397	SLU_ENV_NL	Min	6383.43	1570.16	41.93	-335.10	-527.72
1048	590	SX410	SLU_ENV_NL	Min	7359.57	1832.95	-37.94	-496.09	-527.72
1049	591	SX225	SLU_ENV_NL	Max	87824.28	21895.93	-276.81	5859.59	3587.05
1049	591	SX212	SLU_ENV_NL	Max	89497.88	28193.86	9357.36	6900.17	3587.05
1049	591	SX213	SLU_ENV_NL	Max	49166.18	16015.14	6443.23	6900.17	2609.51
1049	591	SX226	SLU_ENV_NL	Max	63652.80	15480.30	-357.49	5859.59	2609.51
1049	591	SX225	SLU_ENV_NL	Min	12110.53	10776.40	-2809.18	-9771.67	-2632.28
1049	591	SX212	SLU_ENV_NL	Min	6957.34	3372.58	-3465.13	-6358.46	-2632.28
1049	591	SX213	SLU_ENV_NL	Min	-165668.58	-53450.68	-1013.45	-6358.46	-3565.51
1049	591	SX226	SLU_ENV_NL	Min	-186548.45	-54391.08	-3190.94	-9771.67	-3565.51
1050	592	SX226	SLU_ENV_NL	Max	-28865.06	-11832.04	1564.37	5132.38	201.88
1050	592	SX213	SLU_ENV_NL	Max	-29745.55	-8101.40	1266.82	1045.80	201.88
1050	592	SX214	SLU_ENV_NL	Max	69024.74	17608.81	-714.13	1045.80	1687.81
1050	592	SX227	SLU_ENV_NL	Max	71810.96	22675.80	1078.99	5132.38	1687.81
1050	592	SX226	SLU_ENV_NL	Min	-93952.00	-26958.02	1062.46	40.42	-1668.54
1050	592	SX213	SLU_ENV_NL	Min	-80890.67	-27671.43	-2341.45	-2690.93	-1668.54
1050	592	SX214	SLU_ENV_NL	Min	42547.95	15243.98	-2324.92	-2690.93	-229.45
1050	592	SX227	SLU_ENV_NL	Min	39288.53	10700.15	-416.58	40.42	-229.45
1051	593	SX229	SLU_ENV_NL	Max	71396.84	22582.43	406.70	-40.42	1704.97
1051	593	SX216	SLU_ENV_NL	Max	68538.97	17459.55	2324.88	2729.95	1704.97
1051	593	SX217	SLU_ENV_NL	Max	-29744.37	-8101.10	2341.44	2729.95	201.87
1051	593	SX230	SLU_ENV_NL	Max	-28863.86	-11831.72	-1062.45	-40.42	201.87
1051	593	SX229	SLU_ENV_NL	Min	39288.22	10700.06	-1079.02	-5172.61	-229.45
1051	593	SX216	SLU_ENV_NL	Min	42547.47	15243.82	795.44	-1045.75	-229.45
1051	593	SX217	SLU_ENV_NL	Min	-81402.19	-27876.97	-1184.04	-1045.75	-1685.46
1051	593	SX230	SLU_ENV_NL	Min	-94503.94	-27145.88	-1572.78	-5172.61	-1685.46
1052	594	SX230	SLU_ENV_NL	Max	63653.23	15480.38	3230.09	9718.08	2609.50
1052	594	SX217	SLU_ENV_NL	Max	49166.65	16015.23	1013.33	6358.44	2609.50
1052	594	SX218	SLU_ENV_NL	Max	89497.81	28193.92	3465.02	6358.44	3569.05
1052	594	SX231	SLU_ENV_NL	Max	87824.23	21895.99	2809.28	9718.08	3569.05
1052	594	SX230	SLU_ENV_NL	Min	-185313.18	-54048.44	357.60	-5859.58	-3547.31
1052	594	SX217	SLU_ENV_NL	Min	-164562.75	-53165.34	-6400.97	-6869.40	-3547.31
1052	594	SX218	SLU_ENV_NL	Min	6706.75	3241.52	-9314.83	-6869.40	-2632.27
1052	594	SX231	SLU_ENV_NL	Min	11749.96	10647.43	316.23	-5859.58	-2632.27
1053	595	SX212	SLU_ENV_NL	Max	93191.33	25293.64	9767.23	3994.50	4359.53
1053	595	SX199	SLU_ENV_NL	Max	89307.96	31298.59	-2269.75	9065.08	4359.53
1053	595	SX200	SLU_ENV_NL	Max	33493.79	14232.35	-2081.81	9065.08	1874.84
1053	595	SX213	SLU_ENV_NL	Max	43305.54	11691.39	6016.71	3994.50	1874.84
1053	595	SX212	SLU_ENV_NL	Min	-3286.25	-3281.12	-3866.59	-11214.14	-1903.32
1053	595	SX199	SLU_ENV_NL	Min	-4773.92	-10725.23	-4763.71	-4811.98	-1903.32
1053	595	SX200	SLU_ENV_NL	Min	-131704.00	-41025.05	-6020.27	-4811.98	-4340.66
1053	595	SX213	SLU_ENV_NL	Min	-154228.10	-42807.35	-1184.69	-11214.14	-4340.66
1054	596	SX213	SLU_ENV_NL	Max	-28945.13	-9346.08	405.74	5175.56	-1477.68
1054	596	SX200	SLU_ENV_NL	Max	-28836.76	-5104.54	-432.43	-2913.09	-1477.68
1054	596	SX201	SLU_ENV_NL	Max	57209.23	16785.70	529.06	-2913.09	1792.89
1054	596	SX214	SLU_ENV_NL	Max	66863.45	23216.12	396.90	5175.56	1792.89
1054	596	SX213	SLU_ENV_NL	Min	-74568.47	-19409.05	-2712.13	3932.05	-1765.45
1054	596	SX200	SLU_ENV_NL	Min	-67327.69	-21212.57	-731.40	-3118.56	-1765.45
1054	596	SX201	SLU_ENV_NL	Min	33948.99	12086.78	-441.26	-3118.56	1459.02
1054	596	SX214	SLU_ENV_NL	Min	40019.09	10727.17	-1451.68	3932.05	1459.02
1055	597	SX216	SLU_ENV_NL	Max	66339.48	23089.95	1451.64	-3932.08	1820.70
1055	597	SX203	SLU_ENV_NL	Max	56702.51	16629.87	485.04	3184.43	1820.70
1055	597	SX204	SLU_ENV_NL	Max	-28835.42	-5104.08	731.40	3184.43	-1477.74
1055	597	SX217	SLU_ENV_NL	Max	-28943.91	-9345.67	2712.12	-3932.08	-1477.74
1055	597	SX216	SLU_ENV_NL	Min	40018.61	10727.07	-302.16	-5239.07	1459.08
1055	597	SX203	SLU_ENV_NL	Min	33948.41	12086.64	-529.08	2913.18	1459.08
1055	597	SX204	SLU_ENV_NL	Min	-67630.66	-21268.48	452.34	2913.18	-1793.24
1055	597	SX217	SLU_ENV_NL	Min	-74997.10	-19488.69	-334.87	-5239.07	-1793.24
1056	598	SX217	SLU_ENV_NL	Max	43306.06	11691.59	1184.56	11142.25	1874.82
1056	598	SX204	SLU_ENV_NL	Max	33494.26	14232.55	6094.90	4811.95	1874.82
1056	598	SX205	SLU_ENV_NL	Max	89307.64	31298.42	4763.86	4811.95	4332.51
1056	598	SX218	SLU_ENV_NL	Max	93191.18	25293.50	3866.49	11142.25	4332.51
1056	598	SX217	SLU_ENV_NL	Min	-153150.87	-42444.97	-5991.76	-3994.48	-4313.44
1056	598	SX204	SLU_ENV_NL	Min	-130863.88	-40728.31	2081.92	-9010.53	-4313.44
1056	598	SX205	SLU_ENV_NL	Min	-4927.50	-10756.93	2377.69	-9010.53	-1903.31
1056	598	SX218	SLU_ENV_NL	Min	-3456.65	-3317.26	-9708.97	-3994.48	-1903.31
1057	599	SX412	SLU_ENV_NL	Max	35775.42	10273.04	37.93	493.44	101.54
1057	599	SX399	SLU_ENV_NL	Max	37403.95	10848.73	-41.92	335.11	101.54



1057	599	SX400	SLU_ENV_NL	Max	22938.09	6570.21	91.60	335.11	529.00
1057	599	SX413	SLU_ENV_NL	Max	22834.57	6518.57	243.28	493.44	529.00
1057	599	SX412	SLU_ENV_NL	Min	7359.37	1832.89	-58.75	-136.94	-527.83
1057	599	SX399	SLU_ENV_NL	Min	6383.29	1570.12	-223.13	-1969.85	-527.83
1057	599	SX400	SLU_ENV_NL	Min	-84520.99	-25603.62	78.90	-1969.85	-100.98
1057	599	SX413	SLU_ENV_NL	Min	-80930.19	-24588.61	171.46	-136.94	-100.98
1058	600	SX413	SLU_ENV_NL	Max	117353.42	34873.96	1297.82	-121.02	531.46
1058	600	SX400	SLU_ENV_NL	Max	118074.49	35111.40	824.14	2357.50	531.46
1058	600	SX401	SLU_ENV_NL	Max	30421.09	8064.86	766.85	2357.50	98.10
1058	600	SX414	SLU_ENV_NL	Max	30743.99	8132.20	1290.65	-121.02	98.10
1058	600	SX413	SLU_ENV_NL	Min	-174556.61	-52676.25	-588.95	-309.92	-98.55
1058	600	SX400	SLU_ENV_NL	Min	-177202.37	-53408.32	-867.55	-768.28	-98.55
1058	600	SX401	SLU_ENV_NL	Min	6222.66	2758.52	-874.72	-768.28	-531.87
1058	600	SX414	SLU_ENV_NL	Min	3487.91	1874.50	-646.23	-309.92	-531.87
1059	601	SX199	SLU_ENV_NL	Max	89781.76	22612.20	-839.82	2789.71	5916.63
1059	601	SX186	SLU_ENV_NL	Max	83071.91	25696.17	15034.30	13121.44	5916.63
1059	601	SX187	SLU_ENV_NL	Max	22135.21	6180.11	7536.99	13121.44	1393.91
1059	601	SX200	SLU_ENV_NL	Max	27641.26	4989.65	-2529.24	2789.71	1393.91
1059	601	SX199	SLU_ENV_NL	Min	-9994.35	7572.45	-4755.94	-14502.89	-1408.15
1059	601	SX186	SLU_ENV_NL	Min	-6262.79	3591.74	-4520.39	-3741.59	-1408.15
1059	601	SX187	SLU_ENV_NL	Min	-75768.16	-25321.37	-2293.68	-3741.59	-5934.76
1059	601	SX200	SLU_ENV_NL	Min	-119109.14	-34741.26	-8337.13	-14502.89	-5934.76
1060	602	SX200	SLU_ENV_NL	Max	-25300.47	-10031.56	-633.46	8020.41	-2465.82
1060	602	SX187	SLU_ENV_NL	Max	-19111.00	-7055.07	-351.80	-4975.28	-2465.82
1060	602	SX188	SLU_ENV_NL	Max	37546.85	9142.87	633.22	-4975.28	3309.83
1060	602	SX201	SLU_ENV_NL	Max	52182.67	15640.89	1413.45	8020.41	3309.83
1060	602	SX200	SLU_ENV_NL	Min	-61729.03	-18160.76	-760.74	6572.87	-3303.44
1060	602	SX187	SLU_ENV_NL	Min	-55109.23	-18490.17	-5010.46	-7394.42	-3303.44
1060	602	SX188	SLU_ENV_NL	Min	8679.01	3576.59	-2963.55	-7394.42	2488.57
1060	602	SX201	SLU_ENV_NL	Min	27849.81	8470.80	224.28	6572.87	2488.57
1061	603	SX203	SLU_ENV_NL	Max	51618.58	15507.92	-229.23	-6653.12	3309.94
1061	603	SX190	SLU_ENV_NL	Max	36640.78	8865.19	2963.52	7394.51	3309.94
1061	603	SX191	SLU_ENV_NL	Max	-19110.21	-7054.88	5010.58	7394.51	-2501.31
1061	603	SX204	SLU_ENV_NL	Max	-25299.23	-10031.24	825.46	-6653.12	-2501.31
1061	603	SX203	SLU_ENV_NL	Min	27849.29	8470.69	-1413.54	-8020.46	2524.78
1061	603	SX190	SLU_ENV_NL	Min	8678.23	3576.39	-530.48	5061.89	2524.78
1061	603	SX191	SLU_ENV_NL	Min	-55507.89	-18667.58	524.21	5061.89	-3303.55
1061	603	SX204	SLU_ENV_NL	Min	-61983.57	-18269.34	633.52	-8020.46	-3303.55
1062	604	SX204	SLU_ENV_NL	Max	27641.74	4989.72	8466.21	14384.86	1393.88
1062	604	SX191	SLU_ENV_NL	Max	22136.11	6180.34	2293.69	3741.52	1393.88
1062	604	SX192	SLU_ENV_NL	Max	83071.74	25696.18	4520.31	3741.52	5867.68
1062	604	SX205	SLU_ENV_NL	Max	89781.41	22612.13	4756.03	14384.86	5867.68
1062	604	SX204	SLU_ENV_NL	Min	-118390.42	-34572.45	2529.41	-2789.66	-5886.38
1062	604	SX191	SLU_ENV_NL	Min	-74976.16	-25127.00	-7421.46	-13012.59	-5886.38
1062	604	SX192	SLU_ENV_NL	Min	-5858.39	3676.20	-15002.22	-13012.59	-1408.12
1062	604	SX205	SLU_ENV_NL	Min	-10073.83	7511.00	885.46	-2789.66	-1408.12
1063	605	SX186	SLU_ENV_NL	Max	81323.00	19625.14	14935.78	-2278.15	6800.46
1063	605	SX173	SLU_ENV_NL	Max	71847.32	27686.94	4235.45	15682.02	6800.46
1063	605	SX174	SLU_ENV_NL	Max	31216.45	13357.88	-1747.81	15682.02	-842.27
1063	605	SX187	SLU_ENV_NL	Max	20721.58	1709.33	7516.70	-2278.15	-842.27
1063	605	SX186	SLU_ENV_NL	Min	-22070.81	-4909.29	-4269.70	-15915.09	776.58
1063	605	SX173	SLU_ENV_NL	Min	-22268.43	-19151.88	-2553.96	1495.22	776.58
1063	605	SX174	SLU_ENV_NL	Min	-16683.25	-10226.80	-3183.63	1495.22	-6755.33
1063	605	SX187	SLU_ENV_NL	Min	-58191.86	-10926.06	-3463.55	-15915.09	-6755.33
1064	606	SX187	SLU_ENV_NL	Max	-7030.45	-5346.22	1357.18	17640.64	-2245.07
1064	606	SX174	SLU_ENV_NL	Max	18297.67	8212.19	2215.13	-4793.17	-2245.07
1064	606	SX175	SLU_ENV_NL	Max	21191.62	2604.50	469.43	-4793.17	7630.30
1064	606	SX188	SLU_ENV_NL	Max	33617.32	14140.76	-388.52	17640.64	7630.30
1064	606	SX187	SLU_ENV_NL	Min	-46634.77	-8338.31	-3740.48	5797.72	-7663.20
1064	606	SX174	SLU_ENV_NL	Min	-28443.86	-12875.60	-2338.57	-18006.89	-7663.20
1064	606	SX175	SLU_ENV_NL	Min	-30747.32	-8287.55	-1837.89	-18006.89	2298.64
1064	606	SX188	SLU_ENV_NL	Min	-5341.59	-4599.10	-3239.80	5797.72	2298.64
1065	607	SX190	SLU_ENV_NL	Max	32619.20	13843.09	3239.94	-5905.84	7630.49
1065	607	SX177	SLU_ENV_NL	Max	20343.00	2282.40	1838.02	18006.92	7630.49
1065	607	SX178	SLU_ENV_NL	Max	18298.58	8212.49	2338.51	18006.92	-2294.38
1065	607	SX191	SLU_ENV_NL	Max	-7029.92	-5346.17	3740.43	-5905.84	-2294.38
1065	607	SX190	SLU_ENV_NL	Min	-5342.18	-4599.37	568.90	-17640.67	2347.78
1065	607	SX177	SLU_ENV_NL	Min	-30746.81	-8287.43	-370.87	4914.30	2347.78
1065	607	SX178	SLU_ENV_NL	Min	-28336.17	-12850.65	-2201.81	4914.30	-7663.39
1065	607	SX191	SLU_ENV_NL	Min	-46909.19	-8388.38	-1262.04	-17640.67	-7663.39
1066	608	SX191	SLU_ENV_NL	Max	20722.55	1709.49	3463.51	15729.52	-842.33
1066	608	SX178	SLU_ENV_NL	Max	31217.64	13358.29	3219.96	-1495.38	-842.33
1066	608	SX179	SLU_ENV_NL	Max	71846.84	27686.85	2553.90	-1495.38	6720.14
1066	608	SX192	SLU_ENV_NL	Max	81322.67	19624.94	4269.67	15729.52	6720.14
1066	608	SX191	SLU_ENV_NL	Min	-57533.45	-10719.55	-7438.95	2278.28	-6675.21
1066	608	SX178	SLU_ENV_NL	Min	-16247.12	-10080.04	1747.74	-15493.61	-6675.21
1066	608	SX179	SLU_ENV_NL	Min	-21781.93	-18836.53	-4210.88	-15493.61	776.64
1066	608	SX192	SLU_ENV_NL	Min	-21496.34	-4715.38	-14869.79	2278.28	776.64
1067	609	SX173	SLU_ENV_NL	Max	76603.68	31874.57	336.43	5951.74	6760.32
1067	609	SX160	SLU_ENV_NL	Max	80320.72	24219.20	6102.11	15489.97	6760.32
1067	609	SX161	SLU_ENV_NL	Max	58758.70	17454.71	3186.12	15489.97	2412.43



Autorità Portuale di Taranto
Interventi per il dragaggio di 2,3 M m³ di sedimenti in area Molo Polisettoriale e per la realizzazione di un primo lotto della cassa di colmata funzionale all'ampliamento del V Sporgente del Porto di Taranto

Allegati alla relazione di calcolo strutturale allineamento "BC"

Data 05/2016
Rev. B
c.d.c.: C296A
514B



1067	609	SX174	SLU_ENV_NL	Max	46632.95	15912.88	1642.37	5951.74	2412.43
1067	609	SX173	SLU_ENV_NL	Min	-31455.73	-16872.73	-428.96	-15968.23	-2469.74
1067	609	SX160	SLU_ENV_NL	Min	-42407.17	-9331.29	-1345.94	-5428.07	-2469.74
1067	609	SX161	SLU_ENV_NL	Min	-5054.30	-317.41	-39.99	-5428.07	-6735.87
1067	609	SX174	SLU_ENV_NL	Min	-12382.90	-7103.73	-3344.95	-15968.23	-6735.87
1068	610	SX174	SLU_ENV_NL	Max	28918.15	8387.18	1781.16	17127.30	2232.23
1068	610	SX161	SLU_ENV_NL	Max	46360.41	15946.47	1877.95	4473.97	2232.23
1068	610	SX162	SLU_ENV_NL	Max	13301.74	1051.51	216.71	4473.97	7243.88
1068	610	SX175	SLU_ENV_NL	Max	15089.59	7855.64	-170.20	17127.30	7243.88
1068	610	SX174	SLU_ENV_NL	Min	-19838.71	-7002.43	-2265.40	-6076.03	-7231.54
1068	610	SX161	SLU_ENV_NL	Min	-7147.56	-3283.43	-550.30	-16613.36	-7231.54
1068	610	SX162	SLU_ENV_NL	Min	-50046.89	-12070.49	-2501.66	-16613.36	-2293.93
1068	610	SX175	SLU_ENV_NL	Min	-47295.93	-19938.28	-3926.64	-6076.03	-2293.93
1069	611	SX177	SLU_ENV_NL	Max	14080.43	7428.50	3926.74	6075.75	7171.16
1069	611	SX164	SLU_ENV_NL	Max	12094.02	719.89	2391.25	16455.05	7171.16
1069	611	SX165	SLU_ENV_NL	Max	46361.83	15946.95	490.15	16455.05	2232.17
1069	611	SX178	SLU_ENV_NL	Max	28919.29	8387.70	2265.37	6075.75	2232.17
1069	611	SX177	SLU_ENV_NL	Min	-47295.31	-19938.10	210.49	-16946.96	-2293.87
1069	611	SX164	SLU_ENV_NL	Min	-50045.98	-12070.22	-216.72	-4473.72	-2293.87
1069	611	SX165	SLU_ENV_NL	Min	-7104.94	-3211.78	-1878.09	-4473.72	-7159.30
1069	611	SX178	SLU_ENV_NL	Min	-19725.24	-6953.78	-1690.61	-16946.96	-7159.30
1070	612	SX178	SLU_ENV_NL	Max	46634.49	15913.50	3344.81	15968.21	2356.93
1070	612	SX165	SLU_ENV_NL	Max	58759.94	17455.14	14.29	5305.25	2356.93
1070	612	SX166	SLU_ENV_NL	Max	80319.46	24218.86	1291.40	5305.25	6760.32
1070	612	SX179	SLU_ENV_NL	Max	76603.01	31874.44	428.94	15968.21	6760.32
1070	612	SX178	SLU_ENV_NL	Min	-11896.54	-6910.94	-1586.78	-5814.86	-6735.87
1070	612	SX165	SLU_ENV_NL	Min	-4602.10	-155.16	-3186.16	-15489.99	-6735.87
1070	612	SX166	SLU_ENV_NL	Min	-41091.02	-8917.61	-6102.02	-15489.99	-2413.82
1070	612	SX179	SLU_ENV_NL	Min	-30317.60	-16386.55	-309.66	-5814.86	-2413.82
1071	613	SX160	SLU_ENV_NL	Max	68041.86	17661.89	4614.35	-600.53	2187.81
1071	613	SX147	SLU_ENV_NL	Max	66798.28	19127.19	753.70	5171.28	2187.81
1071	613	SX148	SLU_ENV_NL	Max	74283.01	24334.37	511.50	5171.28	-433.43
1071	613	SX161	SLU_ENV_NL	Max	69682.71	19495.88	4372.15	-600.53	-433.43
1071	613	SX160	SLU_ENV_NL	Min	-42120.48	-13717.49	610.07	-5086.59	413.34
1071	613	SX147	SLU_ENV_NL	Min	-41908.34	-12250.46	-702.74	1373.20	413.34
1071	613	SX148	SLU_ENV_NL	Min	6255.01	1999.14	-2681.03	1373.20	-2213.02
1071	613	SX161	SLU_ENV_NL	Min	-7029.05	-1558.08	-1368.22	-5086.59	-2213.02
1072	614	SX161	SLU_ENV_NL	Max	44093.83	11436.55	2425.51	6175.52	-807.60
1072	614	SX148	SLU_ENV_NL	Max	65108.71	21964.75	2153.80	-2751.59	-807.60
1072	614	SX149	SLU_ENV_NL	Max	-4878.75	-2623.17	-1285.71	-2751.59	2694.26
1072	614	SX162	SLU_ENV_NL	Max	2324.50	3014.73	-1014.00	6175.52	2694.26
1072	614	SX161	SLU_ENV_NL	Min	6305.17	3005.00	-1909.22	843.35	-2665.73
1072	614	SX148	SLU_ENV_NL	Min	6497.11	1508.96	-2338.27	-6318.04	-2665.73
1072	614	SX149	SLU_ENV_NL	Min	-45558.51	-10101.83	-1534.16	-6318.04	734.71
1072	614	SX162	SLU_ENV_NL	Min	-50851.69	-17798.50	-1105.11	843.35	734.71
1073	615	SX164	SLU_ENV_NL	Max	1202.08	2675.67	1029.97	-843.50	2684.66
1073	615	SX151	SLU_ENV_NL	Max	-6004.83	-2931.89	1545.42	6305.84	2684.66
1073	615	SX152	SLU_ENV_NL	Max	65109.58	21964.93	2339.19	6305.84	-807.67
1073	615	SX165	SLU_ENV_NL	Max	44095.48	11436.95	1823.74	-843.50	-807.67
1073	615	SX164	SLU_ENV_NL	Min	-50851.05	-17798.32	1013.86	-6143.26	734.79
1073	615	SX151	SLU_ENV_NL	Min	-45558.63	-10101.83	1285.73	2751.72	734.79
1073	615	SX152	SLU_ENV_NL	Min	6496.18	1475.51	-2153.63	2751.72	-2656.37
1073	615	SX165	SLU_ENV_NL	Min	6219.90	2942.12	-2425.50	-6143.26	-2656.37
1074	616	SX165	SLU_ENV_NL	Max	69683.91	19496.14	1309.17	5086.59	-432.65
1074	616	SX152	SLU_ENV_NL	Max	74284.96	24334.90	2657.57	-1364.24	-432.65
1074	616	SX153	SLU_ENV_NL	Max	66797.73	19127.00	725.61	-1364.24	2187.82
1074	616	SX166	SLU_ENV_NL	Max	68040.55	17661.44	-622.79	5086.59	2187.82
1074	616	SX165	SLU_ENV_NL	Min	-6538.03	-1444.80	-4372.02	607.10	-2213.03
1074	616	SX152	SLU_ENV_NL	Min	6496.66	2035.20	-511.44	-5171.33	-2213.03
1074	616	SX153	SLU_ENV_NL	Min	-40740.96	-11972.54	-753.87	-5171.33	413.09
1074	616	SX166	SLU_ENV_NL	Min	-40882.05	-13384.48	-4614.45	607.10	413.09
1075	617	SX147	SLU_ENV_NL	Max	61326.73	19496.22	907.49	1376.34	2594.36
1075	617	SX134	SLU_ENV_NL	Max	61145.36	19395.99	2924.93	6246.46	2594.36
1075	617	SX135	SLU_ENV_NL	Max	82703.68	25987.51	2563.21	6246.46	365.48
1075	617	SX148	SLU_ENV_NL	Max	79315.86	22503.03	545.77	1376.34	365.48
1075	617	SX147	SLU_ENV_NL	Min	-42757.61	-13304.29	-1326.95	-5879.42	-382.86
1075	617	SX134	SLU_ENV_NL	Min	-45277.46	-11483.09	-97.76	-367.97	-382.86
1075	617	SX135	SLU_ENV_NL	Min	13848.14	4460.25	-635.13	-367.97	-2607.89
1075	617	SX148	SLU_ENV_NL	Min	6768.86	1934.90	-1864.33	-5879.42	-2607.89
1076	618	SX148	SLU_ENV_NL	Max	64594.20	17329.21	1431.11	5614.75	428.25
1076	618	SX135	SLU_ENV_NL	Max	78986.66	25629.73	1604.92	-23.18	428.25
1076	618	SX136	SLU_ENV_NL	Max	-15983.44	-7258.53	78.05	-23.18	2528.06
1076	618	SX149	SLU_ENV_NL	Max	-10967.25	-2633.71	-961.64	5614.75	2528.06
1076	618	SX148	SLU_ENV_NL	Min	13532.02	4674.21	-2254.16	-2168.89	-2505.83
1076	618	SX135	SLU_ENV_NL	Min	13819.25	3741.22	-427.42	-6118.71	-2505.83
1076	618	SX136	SLU_ENV_NL	Min	-43852.83	-10144.02	-787.83	-6118.71	-492.30
1076	618	SX149	SLU_ENV_NL	Min	-48761.74	-17858.74	-1748.69	-2168.89	-492.30
1077	619	SX151	SLU_ENV_NL	Max	-12073.09	-2992.08	1756.14	2168.73	2503.35
1077	619	SX138	SLU_ENV_NL	Max	-17113.21	-7578.48	787.83	6071.66	2503.35
1077	619	SX139	SLU_ENV_NL	Max	78988.27	25630.28	381.38	6071.66	428.20
1077	619	SX152	SLU_ENV_NL	Max	64595.29	17329.65	2259.63	2168.73	428.20



Autorità Portuale di Taranto
Interventi per il dragaggio di 2,3 M m³ di sedimenti in area Molo Polisettoriale e per la realizzazione di un primo lotto della cassa di colmata funzionale all'ampliamento del V Sporgente del Porto di Taranto

Allegati alla relazione di calcolo strutturale allineamento "BC"

Data 05/2016
Rev. B
c.d.c.: C296A
514B



1077	619	SX151	SLU_ENV_NL	Min	-48762.04	-17858.86	961.82	-5546.86	-492.25
1077	619	SX138	SLU_ENV_NL	Min	-43852.85	-10144.03	-122.10	23.32	-492.25
1077	619	SX139	SLU_ENV_NL	Min	13851.28	3776.31	-1605.10	23.32	-2481.35
1077	619	SX152	SLU_ENV_NL	Min	13511.17	4691.46	-1431.11	-5546.86	-2481.35
1078	620	SX152	SLU_ENV_NL	Max	79317.89	22503.74	1860.22	5879.42	347.11
1078	620	SX139	SLU_ENV_NL	Max	82705.16	25988.03	597.96	333.60	347.11
1078	620	SX140	SLU_ENV_NL	Max	61144.14	19395.66	72.30	333.60	2594.36
1078	620	SX153	SLU_ENV_NL	Max	61326.19	19496.10	1334.56	5879.42	2594.36
1078	620	SX152	SLU_ENV_NL	Min	7049.90	2053.82	-545.91	-1324.02	-2607.90
1078	620	SX139	SLU_ENV_NL	Min	14027.78	4528.52	-2563.26	-6246.50	-2607.90
1078	620	SX140	SLU_ENV_NL	Min	-44081.38	-11111.91	-2924.80	-6246.50	-364.04
1078	620	SX153	SLU_ENV_NL	Min	-41558.38	-12871.75	-907.45	-1324.02	-364.04
1079	621	SX134	SLU_ENV_NL	Max	54341.17	14766.09	2879.28	1681.65	2073.14
1079	621	SX121	SLU_ENV_NL	Max	53807.75	15715.52	814.70	5188.15	2073.14
1079	621	SX122	SLU_ENV_NL	Max	91977.05	29149.79	469.36	5188.15	462.35
1079	621	SX135	SLU_ENV_NL	Max	87856.54	25112.95	2533.95	1681.65	462.35
1079	621	SX134	SLU_ENV_NL	Min	-45966.38	-15783.72	174.80	-4522.86	-483.43
1079	621	SX121	SLU_ENV_NL	Min	-46103.23	-13289.54	-846.97	-522.88	-483.43
1079	621	SX122	SLU_ENV_NL	Min	19873.49	6126.21	-1712.11	-522.88	-2093.08
1079	621	SX135	SLU_ENV_NL	Min	12913.62	3349.44	-690.34	-4522.86	-2093.08
1080	622	SX135	SLU_ENV_NL	Max	77245.03	21344.59	1369.72	4537.60	259.27
1080	622	SX122	SLU_ENV_NL	Max	90427.94	29269.95	1423.26	-502.98	259.27
1080	622	SX123	SLU_ENV_NL	Max	-24618.54	-7979.32	-723.21	-502.98	2123.50
1080	622	SX136	SLU_ENV_NL	Max	-20451.07	-4225.58	51.90	4537.60	2123.50
1080	622	SX135	SLU_ENV_NL	Min	19897.99	6078.65	-511.89	-1852.76	-2105.45
1080	622	SX122	SLU_ENV_NL	Min	19295.90	5319.04	-1985.57	-5319.63	-2105.45
1080	622	SX123	SLU_ENV_NL	Min	-40897.04	-9141.99	-1421.78	-5319.63	-319.81
1080	622	SX136	SLU_ENV_NL	Min	-45259.90	-16354.55	-776.75	-1852.76	-319.81
1081	623	SX138	SLU_ENV_NL	Max	-21544.85	-4568.67	776.60	1852.61	2107.51
1081	623	SX125	SLU_ENV_NL	Max	-25708.28	-8282.13	1429.01	5292.59	2107.51
1081	623	SX126	SLU_ENV_NL	Max	90429.12	29270.22	1987.55	5292.59	259.22
1081	623	SX139	SLU_ENV_NL	Max	77246.77	21345.02	466.37	1852.61	259.22
1081	623	SX138	SLU_ENV_NL	Min	-45260.10	-16354.61	-92.17	-4490.48	-319.76
1081	623	SX125	SLU_ENV_NL	Min	-40897.87	-9142.22	723.25	503.11	-319.76
1081	623	SX126	SLU_ENV_NL	Min	19310.86	5307.16	-1423.09	503.11	-2089.72
1081	623	SX139	SLU_ENV_NL	Min	19865.11	6040.44	-1369.74	-4490.48	-2089.72
1082	624	SX139	SLU_ENV_NL	Max	87857.97	25113.27	655.20	4522.84	450.23
1082	624	SX126	SLU_ENV_NL	Max	91979.11	29150.32	1704.92	503.55	450.23
1082	624	SX127	SLU_ENV_NL	Max	53807.18	15715.33	850.19	503.55	2073.14
1082	624	SX140	SLU_ENV_NL	Max	54339.91	14765.67	-199.53	4522.84	2073.14
1082	624	SX139	SLU_ENV_NL	Min	13115.26	3388.87	-2533.81	-1643.91	-2093.08
1082	624	SX126	SLU_ENV_NL	Min	19992.37	6138.23	-469.34	-5188.17	-2093.08
1082	624	SX127	SLU_ENV_NL	Min	-44950.26	-12998.28	-814.87	-5188.17	-471.07
1082	624	SX140	SLU_ENV_NL	Min	-44815.30	-15460.41	-2879.34	-1643.91	-471.07
1083	625	SX121	SLU_ENV_NL	Max	48633.26	14754.51	693.05	1257.48	2102.14
1083	625	SX108	SLU_ENV_NL	Max	47273.25	15486.51	1894.24	5383.10	2102.14
1083	625	SX109	SLU_ENV_NL	Max	99137.62	31265.64	1884.05	5383.10	260.12
1083	625	SX122	SLU_ENV_NL	Max	96360.66	27474.54	682.86	1257.48	260.12
1083	625	SX121	SLU_ENV_NL	Min	-45823.44	-14157.73	-1118.45	-4458.81	-274.79
1083	625	SX108	SLU_ENV_NL	Min	-48019.23	-12558.90	-388.06	10.66	-274.79
1083	625	SX109	SLU_ENV_NL	Min	23603.13	7739.75	-571.50	10.66	-2120.23
1083	625	SX122	SLU_ENV_NL	Min	19196.00	5668.77	-1301.88	-4458.81	-2120.23
1084	626	SX122	SLU_ENV_NL	Max	88734.60	24605.44	1128.50	3490.30	240.59
1084	626	SX109	SLU_ENV_NL	Max	100011.59	32109.11	1378.82	-622.88	240.59
1084	626	SX110	SLU_ENV_NL	Max	-32972.71	-8684.61	434.32	-622.88	1724.58
1084	626	SX123	SLU_ENV_NL	Max	-29277.32	-8709.44	-714.78	3490.30	1724.58
1084	626	SX122	SLU_ENV_NL	Min	24460.92	7736.58	-1957.31	-1879.50	-1712.41
1084	626	SX109	SLU_ENV_NL	Min	24342.88	7473.34	-44.47	-4520.96	-1712.41
1084	626	SX110	SLU_ENV_NL	Min	-38324.79	-11488.08	-464.46	-4520.96	-298.52
1084	626	SX123	SLU_ENV_NL	Min	-42560.18	-15665.77	-1478.52	-1879.50	-298.52
1085	627	SX125	SLU_ENV_NL	Max	-30340.82	-9046.51	1486.08	1879.38	1706.37
1085	627	SX112	SLU_ENV_NL	Max	-34036.71	-8684.84	464.44	4488.57	1706.37
1085	627	SX113	SLU_ENV_NL	Max	100013.45	32109.75	10.19	4488.57	240.55
1085	627	SX126	SLU_ENV_NL	Max	88736.01	24605.97	1960.27	1879.38	240.55
1085	627	SX125	SLU_ENV_NL	Min	-42561.19	-15666.09	714.95	-3438.06	-298.48
1085	627	SX112	SLU_ENV_NL	Min	-38325.57	-11793.38	-464.00	622.99	-298.48
1085	627	SX113	SLU_ENV_NL	Min	24371.19	7501.27	-1378.98	622.99	-1694.39
1085	627	SX126	SLU_ENV_NL	Min	24446.79	7749.55	-1128.47	-3438.06	-1694.39
1086	628	SX126	SLU_ENV_NL	Max	96362.80	27475.28	1298.19	4458.81	244.28
1086	628	SX113	SLU_ENV_NL	Max	99139.38	31266.25	543.22	-38.55	244.28
1086	628	SX114	SLU_ENV_NL	Max	47272.17	15486.21	366.61	-38.55	2102.16
1086	628	SX127	SLU_ENV_NL	Max	48632.69	14754.36	1121.58	4458.81	2102.16
1086	628	SX126	SLU_ENV_NL	Min	19363.02	5744.62	-683.00	-1210.82	-2120.24
1086	628	SX113	SLU_ENV_NL	Min	23716.19	7784.57	-1884.06	-5383.15	-2120.24
1086	628	SX114	SLU_ENV_NL	Min	-46872.93	-12204.41	-1894.12	-5383.15	-258.65
1086	628	SX127	SLU_ENV_NL	Min	-44666.94	-13758.10	-693.06	-1210.82	-258.65
1087	629	SX108	SLU_ENV_NL	Max	40828.74	10504.51	2252.47	1168.47	2083.24
1087	629	SX95	SLU_ENV_NL	Max	40854.55	12504.99	1311.30	5504.87	2083.24
1087	629	SX96	SLU_ENV_NL	Max	110653.36	34573.12	486.03	5504.87	193.53
1087	629	SX109	SLU_ENV_NL	Max	103456.89	29163.53	1427.21	1168.47	193.53
1087	629	SX108	SLU_ENV_NL	Min	-48923.51	-16451.34	-81.26	-4275.85	-214.08



Autorità Portuale di Taranto
Interventi per il dragaggio di 2,3 M m³ di sedimenti in area Molo Polisettoriale e per la realizzazione di un primo lotto della cassa di colmata funzionale all'ampliamento del V Sporgente del Porto di Taranto

Allegati alla relazione di calcolo strutturale allineamento "BC"

Data 05/2016
Rev. B
c.d.c.: C296A
514B



1087	629	SX95	SLU_ENV_NL	Min	-49182.34	-14124.33	-304.71	218.39	-214.08
1087	629	SX96	SLU_ENV_NL	Min	28564.73	8628.58	-965.22	218.39	-2112.88
1087	629	SX109	SLU_ENV_NL	Min	22763.06	5817.67	-741.76	-4275.85	-2112.88
1088	630	SX109	SLU_ENV_NL	Max	98818.87	27303.04	1134.78	3361.07	-208.17
1088	630	SX96	SLU_ENV_NL	Max	110025.79	34853.93	534.86	-1757.72	-208.17
1088	630	SX97	SLU_ENV_NL	Max	-38753.10	-8643.26	-909.62	-1757.72	1712.12
1088	630	SX110	SLU_ENV_NL	Max	-36459.30	-9785.33	344.12	3361.07	1712.12
1088	630	SX109	SLU_ENV_NL	Min	28499.97	8005.61	-23.84	-915.26	-1704.28
1088	630	SX96	SLU_ENV_NL	Min	28998.00	8291.69	-1776.11	-4602.21	-1704.28
1088	630	SX97	SLU_ENV_NL	Min	-39774.63	-12030.64	-1408.15	-4602.21	153.26
1088	630	SX110	SLU_ENV_NL	Min	-40415.63	-14823.74	-309.70	-915.26	153.26
1089	631	SX112	SLU_ENV_NL	Max	-37494.45	-10106.59	309.58	915.15	1699.05
1089	631	SX99	SLU_ENV_NL	Max	-38754.39	-8643.62	1416.75	4581.39	1699.05
1089	631	SX100	SLU_ENV_NL	Max	110027.36	34854.34	1778.27	4581.39	-208.23
1089	631	SX113	SLU_ENV_NL	Max	98820.80	27303.55	-9.66	915.15	-208.23
1089	631	SX112	SLU_ENV_NL	Min	-40416.54	-14824.01	-371.17	-3321.31	153.31
1089	631	SX99	SLU_ENV_NL	Min	-40790.78	-12316.84	909.63	1757.83	153.31
1089	631	SX100	SLU_ENV_NL	Min	29012.91	8285.02	-534.78	1757.83	-1691.44
1089	631	SX113	SLU_ENV_NL	Min	28477.82	7977.43	-1134.83	-3321.31	-1691.44
1090	632	SX113	SLU_ENV_NL	Max	103458.63	29163.98	714.73	4275.85	181.93
1090	632	SX100	SLU_ENV_NL	Max	110655.21	34573.62	961.69	-236.45	181.93
1090	632	SX101	SLU_ENV_NL	Max	40853.48	12504.65	307.62	-236.45	2083.26
1090	632	SX114	SLU_ENV_NL	Max	40827.62	10504.15	60.66	4275.85	2083.26
1090	632	SX113	SLU_ENV_NL	Min	22899.56	5843.22	-1427.14	-1132.09	-2112.89
1090	632	SX100	SLU_ENV_NL	Min	28656.43	8638.82	-486.05	-5504.93	-2112.89
1090	632	SX101	SLU_ENV_NL	Min	-48083.96	-13836.12	-1311.34	-5504.93	-202.32
1090	632	SX114	SLU_ENV_NL	Min	-47818.87	-16138.30	-2252.43	-1132.09	-202.32
1091	633	SX95	SLU_ENV_NL	Max	35213.93	10152.65	1416.98	274.69	2037.71
1091	633	SX82	SLU_ENV_NL	Max	35889.92	12378.40	1684.95	5557.48	2037.71
1091	633	SX83	SLU_ENV_NL	Max	122233.71	38775.09	794.69	5557.48	-218.14
1091	633	SX96	SLU_ENV_NL	Max	115204.33	33293.30	526.72	274.69	-218.14
1091	633	SX95	SLU_ENV_NL	Min	-49858.41	-15433.05	-388.69	-4013.77	201.01
1091	633	SX82	SLU_ENV_NL	Min	-51547.43	-13848.94	-135.46	1251.70	201.01
1091	633	SX83	SLU_ENV_NL	Min	34250.54	11205.37	-542.43	1251.70	-2068.54
1091	633	SX96	SLU_ENV_NL	Min	28811.81	8507.35	-795.65	-4013.77	-2068.54
1092	634	SX96	SLU_ENV_NL	Max	109777.20	31225.47	200.22	3026.44	-270.02
1092	634	SX83	SLU_ENV_NL	Max	118911.25	38218.03	1030.25	-2010.86	-270.02
1092	634	SX84	SLU_ENV_NL	Max	-40277.58	-9384.12	405.69	-2010.86	1619.72
1092	634	SX97	SLU_ENV_NL	Max	-41539.24	-13571.07	-885.19	3026.44	1619.72
1092	634	SX96	SLU_ENV_NL	Min	33504.65	10259.53	-1690.77	-870.86	-1617.11
1092	634	SX83	SLU_ENV_NL	Min	35518.85	11241.53	206.75	-4518.28	-1617.11
1092	634	SX84	SLU_ENV_NL	Min	-47568.88	-15206.58	-55.16	-4518.28	219.07
1092	634	SX97	SLU_ENV_NL	Min	-44153.06	-15130.55	-1491.83	-870.86	219.07
1093	635	SX99	SLU_ENV_NL	Max	-41540.65	-13882.54	1499.37	870.76	1605.69
1093	635	SX86	SLU_ENV_NL	Max	-40278.72	-9384.46	55.27	4494.84	1605.69
1093	635	SX87	SLU_ENV_NL	Max	118913.39	38218.67	-233.86	4494.84	-270.06
1093	635	SX100	SLU_ENV_NL	Max	109778.91	31225.99	1695.47	870.76	-270.06
1093	635	SX99	SLU_ENV_NL	Min	-45147.09	-15130.99	885.30	-2984.62	219.12
1093	635	SX86	SLU_ENV_NL	Min	-48556.61	-15493.43	-429.97	2010.96	219.12
1093	635	SX87	SLU_ENV_NL	Min	35530.52	11262.09	-1030.28	2010.96	-1603.22
1093	635	SX100	SLU_ENV_NL	Min	33495.18	10270.63	-200.24	-2984.62	-1603.22
1094	636	SX100	SLU_ENV_NL	Max	115206.24	33293.87	792.83	4013.78	-231.29
1094	636	SX87	SLU_ENV_NL	Max	122235.84	38775.72	522.32	-1273.64	-231.29
1094	636	SX88	SLU_ENV_NL	Max	35888.89	12378.11	123.25	-1273.64	2037.73
1094	636	SX101	SLU_ENV_NL	Max	35212.82	10152.33	393.75	4013.78	2037.73
1094	636	SX100	SLU_ENV_NL	Min	28945.62	8568.04	-526.73	-234.81	-2068.56
1094	636	SX87	SLU_ENV_NL	Min	34346.74	11244.67	-794.74	-5557.54	-2068.56
1094	636	SX88	SLU_ENV_NL	Min	-50479.78	-13517.88	-1685.05	-5557.54	214.39
1094	636	SX101	SLU_ENV_NL	Min	-48763.26	-15065.74	-1417.03	-234.81	214.39
1095	637	SX82	SLU_ENV_NL	Max	31167.39	8278.27	391.40	-591.68	914.60
1095	637	SX69	SLU_ENV_NL	Max	24183.21	7332.86	-326.47	3010.72	914.60
1095	637	SX70	SLU_ENV_NL	Max	120083.46	37512.74	470.32	3010.72	-633.73
1095	637	SX83	SLU_ENV_NL	Max	125232.40	37129.08	2365.39	-591.68	-633.73
1095	637	SX82	SLU_ENV_NL	Min	-53996.93	-17763.36	-370.46	-1247.69	618.35
1095	637	SX69	SLU_ENV_NL	Min	-58287.85	-16765.97	-1503.67	2326.79	618.35
1095	637	SX70	SLU_ENV_NL	Min	39720.72	12143.17	-215.11	2326.79	-912.35
1095	637	SX83	SLU_ENV_NL	Min	34952.25	9293.85	-259.10	-1247.69	-912.35
1096	638	SX83	SLU_ENV_NL	Max	117769.97	34557.82	1085.71	3664.70	456.85
1096	638	SX70	SLU_ENV_NL	Max	125559.27	39488.02	1638.20	-378.68	456.85
1096	638	SX71	SLU_ENV_NL	Max	-36315.71	-8809.15	-21.58	-378.68	1950.36
1096	638	SX84	SLU_ENV_NL	Max	-41624.75	-14018.75	133.91	3664.70	1950.36
1096	638	SX83	SLU_ENV_NL	Min	39755.21	11056.55	490.80	-2602.95	-1956.13
1096	638	SX70	SLU_ENV_NL	Min	45186.24	13461.01	-1147.78	-5440.90	-1956.13
1096	638	SX71	SLU_ENV_NL	Min	-54639.45	-15978.75	-1504.66	-5440.90	-497.40
1096	638	SX84	SLU_ENV_NL	Min	-51804.01	-15017.54	-574.08	-2602.95	-497.40
1097	639	SX86	SLU_ENV_NL	Max	-41626.03	-14019.13	574.03	2602.84	1940.11
1097	639	SX73	SLU_ENV_NL	Max	-36317.82	-8809.76	1504.33	5425.77	1940.11
1097	639	SX74	SLU_ENV_NL	Max	125560.91	39488.62	1140.22	5425.77	456.82
1097	639	SX87	SLU_ENV_NL	Max	117772.28	34558.61	-518.68	2602.84	456.82
1097	639	SX86	SLU_ENV_NL	Min	-52767.33	-15312.79	-154.56	-3632.30	-497.37
1097	639	SX73	SLU_ENV_NL	Min	-55571.38	-16244.54	21.39	378.79	-497.37



Autorità Portuale di Taranto
Interventi per il dragaggio di 2,3 M m³ di sedimenti in area Molo Polisettoriale e per la realizzazione di un primo lotto della cassa di colmata funzionale all'ampliamento del V Sporgente del Porto di Taranto

Allegati alla relazione di calcolo strutturale allineamento "BC"

Data 05/2016
Rev. B
c.d.c.: C296A
514B



1097	639	SX74	SLU_ENV_NL	Min	45184.73	13456.93	-1638.21	378.79	-1946.07
1097	639	SX87	SLU_ENV_NL	Min	39727.60	11036.00	-1085.57	-3632.30	-1946.07
1098	640	SX87	SLU_ENV_NL	Max	125234.59	37129.83	227.35	1247.66	-643.41
1098	640	SX74	SLU_ENV_NL	Max	120085.89	37513.59	211.90	-2341.25	-643.41
1098	640	SX75	SLU_ENV_NL	Max	24182.46	7332.63	1503.76	-2341.25	914.59
1098	640	SX88	SLU_ENV_NL	Max	31166.32	8277.93	371.84	1247.66	914.59
1098	640	SX87	SLU_ENV_NL	Min	35070.57	9321.82	-2365.43	623.11	-912.35
1098	640	SX74	SLU_ENV_NL	Min	39723.98	12135.76	-470.15	-3010.74	-912.35
1098	640	SX75	SLU_ENV_NL	Min	-57367.85	-16521.02	356.39	-3010.74	628.36
1098	640	SX88	SLU_ENV_NL	Min	-52966.60	-17471.66	-391.52	623.11	628.36
1099	641	SX69	SLU_ENV_NL	Max	20862.56	6069.91	133.61	-2541.08	1559.24
1099	641	SX56	SLU_ENV_NL	Max	17476.40	6254.81	1659.61	4615.61	1559.24
1099	641	SX57	SLU_ENV_NL	Max	124621.45	37476.81	1962.10	4615.61	-1544.04
1099	641	SX70	SLU_ENV_NL	Max	122178.66	34690.83	-382.12	-2541.08	-1544.04
1099	641	SX69	SLU_ENV_NL	Min	-61888.14	-19123.35	-684.61	-2680.93	1522.11
1099	641	SX56	SLU_ENV_NL	Min	-65282.87	-18127.73	903.06	4605.79	1522.11
1099	641	SX57	SLU_ENV_NL	Min	52720.99	16516.94	61.03	4605.79	-1571.12
1099	641	SX70	SLU_ENV_NL	Min	42579.70	12029.52	-708.42	-2680.93	-1571.12
1100	642	SX70	SLU_ENV_NL	Max	124554.69	35156.17	1420.22	4945.65	-571.90
1100	642	SX57	SLU_ENV_NL	Max	133390.82	40355.08	70.85	-2833.71	-571.90
1100	642	SX58	SLU_ENV_NL	Max	-36431.12	-9449.67	-417.50	-2833.71	2592.89
1100	642	SX71	SLU_ENV_NL	Max	-37894.07	-13087.12	157.84	4945.65	2592.89
1100	642	SX70	SLU_ENV_NL	Min	51176.08	14859.28	-1012.71	-250.01	-2602.52
1100	642	SX57	SLU_ENV_NL	Min	60190.79	18507.04	60.85	-7164.29	-2602.52
1100	642	SX58	SLU_ENV_NL	Min	-66542.67	-20348.61	-1191.53	-7164.29	536.56
1100	642	SX71	SLU_ENV_NL	Min	-61148.68	-19108.30	-1491.07	-250.01	536.56
1101	643	SX73	SLU_ENV_NL	Max	-37896.31	-13087.82	1490.16	249.93	2583.78
1101	643	SX60	SLU_ENV_NL	Max	-36432.86	-9450.20	1191.67	7151.32	2583.78
1101	643	SX61	SLU_ENV_NL	Max	133393.17	40355.66	-70.91	7151.32	-571.95
1101	643	SX74	SLU_ENV_NL	Max	124556.37	35156.57	1006.83	249.93	-571.95
1101	643	SX73	SLU_ENV_NL	Min	-62064.14	-19392.25	-157.84	-4916.17	536.61
1101	643	SX60	SLU_ENV_NL	Min	-67438.06	-20611.73	400.64	2833.80	536.61
1101	643	SX61	SLU_ENV_NL	Min	60187.09	18514.55	-82.69	2833.80	-2593.53
1101	643	SX74	SLU_ENV_NL	Min	51153.25	14857.14	-1420.43	-4916.17	-2593.53
1102	644	SX74	SLU_ENV_NL	Max	122181.05	34691.43	707.12	2680.96	-1552.87
1102	644	SX61	SLU_ENV_NL	Max	124622.82	37477.10	-87.94	-4615.70	-1552.87
1102	644	SX62	SLU_ENV_NL	Max	17474.34	6254.20	-898.58	-4615.70	1559.27
1102	644	SX75	SLU_ENV_NL	Max	20861.77	6069.68	684.92	2680.96	1559.27
1102	644	SX74	SLU_ENV_NL	Min	42612.02	12048.17	382.09	2570.22	-1571.15
1102	644	SX61	SLU_ENV_NL	Min	52650.00	16500.02	-1962.35	-4618.60	-1571.15
1102	644	SX62	SLU_ENV_NL	Min	-64478.76	-17872.87	-1659.52	-4618.60	1531.28
1102	644	SX75	SLU_ENV_NL	Min	-60972.15	-18820.96	-103.52	2570.22	1531.28
1103	645	SX56	SLU_ENV_NL	Max	11107.58	1945.91	3684.29	-4796.20	2587.19
1103	645	SX43	SLU_ENV_NL	Max	17732.80	5869.26	3901.24	7390.15	2587.19
1103	645	SX44	SLU_ENV_NL	Max	151283.25	46284.95	-529.68	7390.15	-2605.10
1103	645	SX57	SLU_ENV_NL	Max	129682.72	37427.21	-340.70	-4796.20	-2605.10
1103	645	SX56	SLU_ENV_NL	Min	-72143.91	-23177.31	2651.37	-4842.68	2553.98
1103	645	SX43	SLU_ENV_NL	Min	-66628.50	-19232.12	3364.95	7182.60	2553.98
1103	645	SX44	SLU_ENV_NL	Min	83049.06	24724.19	-660.04	7182.60	-2641.00
1103	645	SX57	SLU_ENV_NL	Min	57676.23	15213.82	-1779.55	-4842.68	-2641.00
1104	646	SX57	SLU_ENV_NL	Max	136703.31	39419.45	-105.90	7124.87	-2190.37
1104	646	SX44	SLU_ENV_NL	Max	147722.15	45330.55	-1109.58	-6809.32	-2190.37
1104	646	SX45	SLU_ENV_NL	Max	-48446.68	-12687.14	-1406.07	-6809.32	3665.97
1104	646	SX58	SLU_ENV_NL	Max	-41320.52	-13770.39	-66.68	7124.87	3665.97
1104	646	SX57	SLU_ENV_NL	Min	68004.67	18549.57	-297.14	3336.52	-3676.39
1104	646	SX44	SLU_ENV_NL	Min	79554.12	23438.50	-2660.42	-9989.38	-3676.39
1104	646	SX45	SLU_ENV_NL	Min	-86049.02	-24961.03	-2621.20	-9989.38	2162.40
1104	646	SX58	SLU_ENV_NL	Min	-75042.44	-22677.42	-593.63	3336.52	2162.40
1105	647	SX60	SLU_ENV_NL	Max	-41322.25	-13770.91	593.61	-3336.59	3662.15
1105	647	SX47	SLU_ENV_NL	Max	-48448.75	-12687.73	2637.21	9988.29	3662.15
1105	647	SX48	SLU_ENV_NL	Max	147723.97	45331.05	2674.28	9988.29	-2190.45
1105	647	SX61	SLU_ENV_NL	Max	136705.68	39420.08	297.25	-3336.59	-2190.45
1105	647	SX60	SLU_ENV_NL	Min	-75924.40	-22944.77	49.32	-7108.04	2162.48
1105	647	SX47	SLU_ENV_NL	Min	-86918.66	-25211.87	1406.17	6809.38	2162.48
1105	647	SX48	SLU_ENV_NL	Min	79534.04	23421.49	1109.81	6809.38	-3672.69
1105	647	SX61	SLU_ENV_NL	Min	67975.49	18521.13	86.39	-7108.04	-3672.69
1106	648	SX61	SLU_ENV_NL	Max	129684.21	37427.57	1772.84	4842.77	-2605.16
1106	648	SX48	SLU_ENV_NL	Max	151286.94	46286.01	660.15	-7182.76	-2605.16
1106	648	SX49	SLU_ENV_NL	Max	17732.53	5869.20	-3365.45	-7182.76	2590.89
1106	648	SX62	SLU_ENV_NL	Max	11105.40	1945.25	-2666.17	4842.77	2590.89
1106	648	SX61	SLU_ENV_NL	Min	57613.65	15177.18	340.92	4812.75	-2644.79
1106	648	SX48	SLU_ENV_NL	Min	83012.06	24700.29	531.13	-7391.08	-2644.79
1106	648	SX49	SLU_ENV_NL	Min	-65821.38	-19010.32	-3907.88	-7391.08	2554.04
1106	648	SX62	SLU_ENV_NL	Min	-71366.67	-22964.22	-3684.68	4812.75	2554.04
1107	649	SX43	SLU_ENV_NL	Max	12100.23	3885.22	2808.19	-2103.56	3001.52
1107	649	SX30	SLU_ENV_NL	Max	13484.54	4687.03	675.19	8678.66	3001.52
1107	649	SX31	SLU_ENV_NL	Max	165923.81	51518.06	-839.14	8678.66	-1502.76
1107	649	SX44	SLU_ENV_NL	Max	156827.39	47974.24	849.96	-2103.56	-1502.76
1107	649	SX43	SLU_ENV_NL	Min	-74986.00	-23204.81	2364.30	-5399.22	1485.38
1107	649	SX30	SLU_ENV_NL	Min	-77914.05	-21725.35	627.64	4861.50	1485.38
1107	649	SX31	SLU_ENV_NL	Min	109307.80	35529.49	-1431.87	4861.50	-3038.17



Autorità Portuale di Taranto
Interventi per il dragaggio di 2,3 M m³ di sedimenti in area Molo Polisettoriale e per la realizzazione di un primo lotto della cassa di colmata funzionale all'ampliamento del V Sporgente del Porto di Taranto

Allegati alla relazione di calcolo strutturale allineamento "BC"

Data 05/2016
Rev. B
c.d.c.: C296A
514B



1107	649	SX44	SLU_ENV_NL	Min	91150.92	27844.76	748.68	-5399.22	-3038.17
1108	650	SX44	SLU_ENV_NL	Max	152680.61	46685.48	-1264.58	6579.22	-1365.01
1108	650	SX31	SLU_ENV_NL	Max	160296.09	49874.47	1300.60	-5133.35	-1365.01
1108	650	SX32	SLU_ENV_NL	Max	-56896.36	-16443.44	721.47	-5133.35	3601.85
1108	650	SX45	SLU_ENV_NL	Max	-54215.63	-16743.68	-1906.25	6579.22	3601.85
1108	650	SX44	SLU_ENV_NL	Min	89918.80	27605.78	-2446.85	1197.49	-3623.00
1108	650	SX31	SLU_ENV_NL	Min	104138.69	33848.10	1140.86	-10261.13	-3623.00
1108	650	SX32	SLU_ENV_NL	Min	-105896.11	-31272.89	499.19	-10261.13	1351.05
1108	650	SX45	SLU_ENV_NL	Min	-96770.83	-30318.72	-3025.98	1197.49	1351.05
1109	651	SX47	SLU_ENV_NL	Max	-54217.67	-16744.32	3041.36	-1197.53	3599.63
1109	651	SX34	SLU_ENV_NL	Max	-56897.36	-16443.75	-499.40	10263.67	3599.63
1109	651	SX35	SLU_ENV_NL	Max	160299.00	49875.66	-1141.40	10263.67	-1365.05
1109	651	SX48	SLU_ENV_NL	Max	152682.50	46686.37	2462.24	-1197.53	-1365.05
1109	651	SX47	SLU_ENV_NL	Min	-97637.88	-30584.58	1906.58	-6566.08	1351.09
1109	651	SX34	SLU_ENV_NL	Min	-106763.34	-31531.37	-739.26	5133.38	1351.09
1109	651	SX35	SLU_ENV_NL	Min	104122.94	33861.52	-1318.38	5133.38	-3620.83
1109	651	SX48	SLU_ENV_NL	Min	89899.25	27614.17	1264.58	-6566.08	-3620.83
1110	652	SX48	SLU_ENV_NL	Max	156831.35	47975.74	-748.59	5412.34	-1502.81
1110	652	SX35	SLU_ENV_NL	Max	165925.43	51518.86	1429.13	-4861.65	-1502.81
1110	652	SX36	SLU_ENV_NL	Max	13481.42	4686.09	-634.19	-4861.65	3003.82
1110	652	SX49	SLU_ENV_NL	Max	12099.81	3885.09	-2364.11	5412.34	3003.82
1110	652	SX48	SLU_ENV_NL	Min	91130.59	27854.02	-850.53	2103.63	-3040.50
1110	652	SX35	SLU_ENV_NL	Min	109300.28	35544.27	839.16	-8676.33	-3040.50
1110	652	SX36	SLU_ENV_NL	Min	-77088.83	-21460.90	-674.42	-8676.33	1485.43
1110	652	SX49	SLU_ENV_NL	Min	-74173.62	-22943.07	-2811.92	2103.63	1485.43
1111	653	SX30	SLU_ENV_NL	Max	10619.28	2792.89	738.25	633.98	1339.23
1111	653	SX17	SLU_ENV_NL	Max	13351.38	3487.58	1437.63	5034.24	1339.23
1111	653	SX18	SLU_ENV_NL	Max	173088.00	50947.94	191.32	5034.24	-362.87
1111	653	SX31	SLU_ENV_NL	Max	167611.64	49487.42	-509.47	633.98	-362.87
1111	653	SX30	SLU_ENV_NL	Min	-84811.88	-26245.15	604.84	-1252.77	354.25
1111	653	SX17	SLU_ENV_NL	Min	-85176.23	-25299.03	1403.36	2305.50	354.25
1111	653	SX18	SLU_ENV_NL	Min	123394.76	36677.99	155.64	2305.50	-1358.02
1111	653	SX31	SLU_ENV_NL	Min	114069.14	32927.66	-641.47	-1252.77	-1358.02
1112	654	SX31	SLU_ENV_NL	Max	161954.72	47797.08	673.97	1548.56	-410.82
1112	654	SX18	SLU_ENV_NL	Max	164156.39	48261.72	-1065.72	-3031.39	-410.82
1112	654	SX19	SLU_ENV_NL	Max	-61192.90	-18248.23	-1162.89	-3031.39	1570.09
1112	654	SX32	SLU_ENV_NL	Max	-59571.21	-17753.44	505.38	1548.56	1570.09
1112	654	SX31	SLU_ENV_NL	Min	110043.34	31768.99	574.85	-1115.95	-1578.93
1112	654	SX18	SLU_ENV_NL	Min	116190.17	34467.55	-1370.48	-5791.47	-1578.93
1112	654	SX19	SLU_ENV_NL	Min	-117701.23	-34474.58	-1539.08	-5791.47	410.94
1112	654	SX32	SLU_ENV_NL	Min	-113237.82	-33984.00	477.67	-1115.95	410.94
1113	655	SX34	SLU_ENV_NL	Max	-59572.18	-17753.72	-478.12	1115.91	1570.10
1113	655	SX21	SLU_ENV_NL	Max	-61194.33	-18248.64	1560.62	5799.16	1570.10
1113	655	SX22	SLU_ENV_NL	Max	164158.51	48261.73	1388.57	5799.16	-410.84
1113	655	SX35	SLU_ENV_NL	Max	161957.30	47797.23	-575.16	1115.91	-410.84
1113	655	SX34	SLU_ENV_NL	Min	-114102.21	-34241.41	-520.64	-1540.87	410.96
1113	655	SX21	SLU_ENV_NL	Min	-118553.19	-34724.62	1163.55	3031.41	410.96
1113	655	SX22	SLU_ENV_NL	Min	116172.36	34446.82	1066.51	3031.41	-1578.99
1113	655	SX35	SLU_ENV_NL	Min	110012.61	31740.86	-692.69	-1540.87	-1578.99
1114	656	SX35	SLU_ENV_NL	Max	167613.03	49487.21	640.61	1260.53	-362.88
1114	656	SX22	SLU_ENV_NL	Max	173092.28	50948.60	-155.96	-2305.57	-362.88
1114	656	SX23	SLU_ENV_NL	Max	13351.04	3487.49	-1404.55	-2305.57	1339.23
1114	656	SX36	SLU_ENV_NL	Max	10616.08	2791.94	-612.02	1260.53	1339.23
1114	656	SX35	SLU_ENV_NL	Min	114052.61	32903.81	510.28	-634.01	-1358.09
1114	656	SX22	SLU_ENV_NL	Min	123399.34	36663.97	-191.00	-5026.63	-1358.09
1114	656	SX23	SLU_ENV_NL	Min	-84342.76	-25065.57	-1443.63	-5026.63	354.25
1114	656	SX36	SLU_ENV_NL	Min	-84001.55	-26021.72	-738.30	-634.01	354.25
1119	657	SX395	SLU_ENV_NL	Max	30800.21	10528.50	655.86	1834.38	293.79
1119	657	SX381	SLU_ENV_NL	Max	29587.80	10253.02	1029.64	1238.78	293.79
1119	657	SX382	SLU_ENV_NL	Max	120456.34	36490.80	950.60	1238.78	1304.65
1119	657	SX396	SLU_ENV_NL	Max	118660.82	35868.23	1110.76	1834.38	1304.65
1119	657	SX395	SLU_ENV_NL	Min	8154.34	1341.50	-738.43	-132.95	-1302.82
1119	657	SX381	SLU_ENV_NL	Min	13278.09	2980.14	-1663.00	-4243.34	-1302.82
1119	657	SX382	SLU_ENV_NL	Min	-188000.17	-56035.84	-1208.10	-4243.34	-294.71
1119	657	SX396	SLU_ENV_NL	Min	-179913.17	-53709.56	-817.48	-132.95	-294.71
1120	658	SX396	SLU_ENV_NL	Max	23555.08	7342.65	81.58	652.98	1294.04
1120	658	SX382	SLU_ENV_NL	Max	25605.55	8029.42	263.81	3829.96	1294.04
1120	658	SX383	SLU_ENV_NL	Max	45590.24	13804.96	405.12	3829.96	329.72
1120	658	SX397	SLU_ENV_NL	Max	39505.09	11867.61	61.40	652.98	329.72
1120	658	SX396	SLU_ENV_NL	Min	-85510.15	-25387.57	-79.91	-2202.28	-330.80
1120	658	SX382	SLU_ENV_NL	Min	-92467.49	-27377.12	-0.33	-886.64	-330.80
1120	658	SX383	SLU_ENV_NL	Min	5204.64	1934.08	-155.83	-886.64	-1293.91
1120	658	SX397	SLU_ENV_NL	Min	6190.76	2214.32	-73.93	-2202.28	-1293.91
1121	659	SX399	SLU_ENV_NL	Max	39343.74	11817.99	73.92	2198.76	329.73
1121	659	SX385	SLU_ENV_NL	Max	45468.85	13766.41	155.84	886.64	329.73
1121	659	SX386	SLU_ENV_NL	Max	25606.18	8029.62	0.36	886.64	1293.82
1121	659	SX400	SLU_ENV_NL	Max	23555.81	7342.88	78.84	2198.76	1293.82
1121	659	SX399	SLU_ENV_NL	Min	6190.63	2214.30	-49.72	-652.98	-1293.74
1121	659	SX385	SLU_ENV_NL	Min	5204.43	1934.03	-413.07	-3832.43	-1293.74
1121	659	SX386	SLU_ENV_NL	Min	-93073.69	-27550.14	-284.52	-3832.43	-330.81
1121	659	SX400	SLU_ENV_NL	Min	-86160.70	-25572.64	-81.56	-652.98	-330.81



Autorità Portuale di Taranto
Interventi per il dragaggio di 2,3 M³ di sedimenti in area Molo Polisettoriale e per la realizzazione di un primo lotto della cassa di colmata funzionale all'ampliamento del V Sporgente del Porto di Taranto

Allegati alla relazione di calcolo strutturale allineamento "BC"

Data 05/2016
Rev. B
c.d.c.: C296A
514B



1122	660	SX400	SLU_ENV_NL	Max	118661.36	35868.40	817.45	132.95	1302.63
1122	660	SX386	SLU_ENV_NL	Max	120457.03	36491.02	1223.67	4227.30	1302.63
1122	660	SX387	SLU_ENV_NL	Max	29588.15	10253.08	1688.39	4227.30	293.79
1122	660	SX401	SLU_ENV_NL	Max	30800.40	10528.51	738.35	132.95	293.79
1122	660	SX400	SLU_ENV_NL	Min	-178861.47	-53383.66	-1147.78	-1840.87	-294.71
1122	660	SX386	SLU_ENV_NL	Min	-186977.63	-55720.53	-950.53	-1238.78	-294.71
1122	660	SX387	SLU_ENV_NL	Min	12475.68	2718.28	-1029.62	-1238.78	-1300.73
1122	660	SX401	SLU_ENV_NL	Min	7390.10	1095.03	-683.06	-1840.87	-1300.73
1140	661	SX239	SLU_ENV_NL	Max	55751.92	16203.19	27627.19	3547.94	3768.95
1140	661	DX239	SLU_ENV_NL	Max	57634.68	16783.18	26165.32	3547.94	3659.88
1140	661	DX226	SLU_ENV_NL	Max	55138.02	17048.63	25450.46	2756.19	3659.88
1140	661	SX226	SLU_ENV_NL	Max	52225.31	16189.98	26912.33	2756.19	3768.95
1140	661	SX239	SLU_ENV_NL	Min	-69341.00	-20294.80	-26748.34	-3447.87	-3660.91
1140	661	DX239	SLU_ENV_NL	Min	-74155.04	-21724.02	-27268.48	-3447.87	-3769.36
1140	661	DX226	SLU_ENV_NL	Min	-68470.68	-21063.70	-25307.54	-2840.46	-3769.36
1140	661	SX226	SLU_ENV_NL	Min	-62892.49	-19375.25	-24787.40	-2840.46	-3660.91
1141	662	SX226	SLU_ENV_NL	Max	50294.09	14450.09	25190.18	4213.64	4602.80
1141	662	DX226	SLU_ENV_NL	Max	53259.41	15356.29	26098.87	4213.64	4483.38
1141	662	DX213	SLU_ENV_NL	Max	44550.93	13986.81	25413.68	3491.67	4483.38
1141	662	SX213	SLU_ENV_NL	Max	42307.07	13330.26	24504.98	3491.67	4602.80
1141	662	SX226	SLU_ENV_NL	Min	-61013.93	-17683.06	-23806.62	-4105.96	-4481.83
1141	662	DX226	SLU_ENV_NL	Min	-66539.63	-19324.38	-22844.01	-4105.96	-4600.44
1141	662	DX213	SLU_ENV_NL	Min	-63281.34	-19621.91	-20802.73	-3585.72	-4600.44
1141	662	SX213	SLU_ENV_NL	Min	-58767.94	-18251.50	-21765.34	-3585.72	-4481.83
1142	663	SX213	SLU_ENV_NL	Max	40118.04	11358.61	26004.07	4410.82	4885.10
1142	663	DX213	SLU_ENV_NL	Max	42418.39	12065.99	24820.41	4410.82	4759.81
1142	663	DX200	SLU_ENV_NL	Max	39591.74	12537.05	20997.46	3772.00	4759.81
1142	663	SX200	SLU_ENV_NL	Max	36685.88	11682.57	22181.12	3772.00	4885.10
1142	663	SX213	SLU_ENV_NL	Min	-56635.23	-16330.11	-20974.87	-4298.43	-4763.29
1142	663	DX213	SLU_ENV_NL	Min	-61092.09	-17649.53	-19788.28	-4298.43	-4889.91
1142	663	DX200	SLU_ENV_NL	Min	-52580.30	-16452.18	-14183.95	-3873.08	-4889.91
1142	663	SX200	SLU_ENV_NL	Min	-47825.72	-15008.18	-15370.54	-3873.08	-4763.29
1143	664	SX200	SLU_ENV_NL	Max	34249.27	9489.04	13281.15	5029.57	5672.69
1143	664	DX200	SLU_ENV_NL	Max	37214.56	10396.75	18117.60	5029.57	5541.24
1143	664	DX187	SLU_ENV_NL	Max	33086.70	10693.63	33441.10	4484.65	5541.24
1143	664	SX187	SLU_ENV_NL	Max	33761.02	10914.05	28604.66	4484.65	5672.69
1143	664	SX200	SLU_ENV_NL	Min	-45447.62	-12864.82	-9828.27	-4913.13	-5548.15
1143	664	DX200	SLU_ENV_NL	Min	-50142.52	-14254.77	-4588.32	-4913.13	-5681.04
1143	664	DX187	SLU_ENV_NL	Min	-36757.79	-11815.32	-18629.76	-4592.24	-5681.04
1143	664	SX187	SLU_ENV_NL	Min	-36025.50	-11577.12	-23869.71	-4592.24	-5548.15
1146	665	SX239	SLU_ENV_NL	Max	57394.80	17683.13	26539.62	2378.27	3352.34
1146	665	SX252	SLU_ENV_NL	Max	63418.21	18560.78	26781.52	3228.39	3352.34
1146	665	DX252	SLU_ENV_NL	Max	65707.34	19261.21	27662.79	3228.39	3253.46
1146	665	DX239	SLU_ENV_NL	Max	59229.63	18219.88	27420.89	2378.27	3253.46
1146	665	SX239	SLU_ENV_NL	Min	-70936.00	-21731.66	-28666.34	-2453.22	-3252.99
1146	665	SX252	SLU_ENV_NL	Min	-72408.42	-21271.67	-29908.37	-3135.67	-3252.99
1146	665	DX252	SLU_ENV_NL	Min	-77966.40	-22925.34	-28792.28	-3135.67	-3521.96
1146	665	DX239	SLU_ENV_NL	Min	-75797.92	-23203.96	-27550.25	-2453.22	-3351.96
1147	666	SX252	SLU_ENV_NL	Max	64790.10	19796.82	27722.94	1719.41	2594.94
1147	666	SX265	SLU_ENV_NL	Max	67821.55	19986.67	26518.65	2614.20	2594.94
1147	666	DX265	SLU_ENV_NL	Max	69797.55	20591.64	25153.22	2614.20	2508.00
1147	666	DX252	SLU_ENV_NL	Max	67036.49	20458.57	26357.51	1719.41	2508.00
1147	666	SX252	SLU_ENV_NL	Min	-73737.53	-22468.92	-29198.76	-1782.52	-2508.13
1147	666	SX265	SLU_ENV_NL	Min	-77105.62	-22784.03	-28730.75	-2531.56	-2508.13
1147	666	DX265	SLU_ENV_NL	Min	-82645.95	-24434.46	-30438.41	-2531.56	-2593.19
1147	666	DX252	SLU_ENV_NL	Min	-79338.10	-24160.75	-30906.42	-1782.52	-2593.19
1148	667	SX265	SLU_ENV_NL	Max	68914.49	20971.61	23186.11	1324.54	2143.70
1148	667	SX278	SLU_ENV_NL	Max	73393.12	21720.68	22793.92	2254.23	2143.70
1148	667	DX278	SLU_ENV_NL	Max	75472.49	22355.13	23459.38	2254.23	2067.81
1148	667	DX265	SLU_ENV_NL	Max	70853.19	21542.58	23851.56	1324.54	2067.81
1148	667	SX265	SLU_ENV_NL	Min	-78161.27	-23734.99	-27408.69	-1377.52	-2067.75
1148	667	SX278	SLU_ENV_NL	Min	-78595.16	-23291.94	-27378.56	-2180.18	-2067.75
1148	667	DX278	SLU_ENV_NL	Min	-84496.29	-25052.15	-27808.24	-2180.18	-2141.77
1148	667	DX265	SLU_ENV_NL	Min	-83738.57	-25418.31	-27838.36	-1377.52	-2141.77
1149	668	SX278	SLU_ENV_NL	Max	58540.41	17772.72	25963.46	1482.07	2176.71
1149	668	SX291	SLU_ENV_NL	Max	61766.45	18319.34	26029.04	2140.23	2176.71
1149	668	DX291	SLU_ENV_NL	Max	62993.61	18695.99	24637.97	2140.23	2089.83
1149	668	DX278	SLU_ENV_NL	Max	61558.96	18669.78	24572.39	1482.07	2089.83
1149	668	SX278	SLU_ENV_NL	Min	-63300.97	-19192.33	-29144.57	-1547.83	-2089.60
1149	668	SX291	SLU_ENV_NL	Min	-67954.96	-20184.45	-29341.18	-2059.81	-2089.60
1149	668	DX291	SLU_ENV_NL	Min	-72552.54	-21555.54	-31389.08	-2059.81	-2175.20
1149	668	DX278	SLU_ENV_NL	Min	-69438.64	-21041.81	-31192.48	-1547.83	-2175.20
1150	669	SX291	SLU_ENV_NL	Max	62558.35	18957.77	22857.95	1293.71	1967.78
1150	669	SX304	SLU_ENV_NL	Max	67089.00	19936.44	20852.49	1981.10	1967.78
1150	669	DX304	SLU_ENV_NL	Max	67652.71	20113.27	21213.95	1981.10	1887.27
1150	669	DX291	SLU_ENV_NL	Max	63753.54	19308.60	23219.41	1293.71	1887.27
1150	669	SX291	SLU_ENV_NL	Min	-68714.82	-20796.82	-28027.03	-1354.28	-1886.61
1150	669	SX304	SLU_ENV_NL	Min	-70313.50	-20911.67	-25785.41	-1904.49	-1886.61
1150	669	DX304	SLU_ENV_NL	Min	-74547.34	-22173.89	-25311.01	-1904.49	-1967.97
1150	669	DX291	SLU_ENV_NL	Min	-73344.32	-22193.61	-27552.63	-1354.28	-1967.97
1151	670	SX304	SLU_ENV_NL	Max	67758.92	20476.34	20166.82	924.88	1537.82



Autorità Portuale di Taranto
Interventi per il dragaggio di 2,3 M³ di sedimenti in area Molo Polisettoriale e per la realizzazione di un primo lotto della cassa di colmata funzionale all'ampliamento del V Sporgente del Porto di Taranto

Allegati alla relazione di calcolo strutturale allineamento "BC"

Data 05/2016
Rev. B
c.d.c.: C296A
514B



1151	670	SX317	SLU_ENV_NL	Max	69739.11	20773.07	18452.70	1631.42	1537.82
1151	670	DX317	SLU_ENV_NL	Max	69702.08	20768.61	17164.65	1631.42	1468.34
1151	670	DX304	SLU_ENV_NL	Max	68293.88	20630.18	18878.77	924.88	1468.34
1151	670	SX304	SLU_ENV_NL	Min	-70954.58	-21428.29	-23506.74	-975.47	-1467.97
1151	670	SX317	SLU_ENV_NL	Min	-73824.04	-22005.30	-21472.83	-1563.52	-1467.97
1151	670	DX317	SLU_ENV_NL	Min	-77718.49	-23166.76	-22095.22	-1563.52	-1538.31
1151	670	DX304	SLU_ENV_NL	Min	-75217.31	-22713.98	-24129.13	-975.47	-1538.31
1152	671	SX317	SLU_ENV_NL	Max	70291.48	21218.17	16080.21	761.95	1352.51
1152	671	SX330	SLU_ENV_NL	Max	73223.56	21836.34	14517.23	1486.46	1352.51
1152	671	DX330	SLU_ENV_NL	Max	72429.24	21604.08	15030.59	1486.46	1289.45
1152	671	DX317	SLU_ENV_NL	Max	70229.04	21193.40	16593.56	761.95	1289.45
1152	671	SX317	SLU_ENV_NL	Min	-74350.97	-22429.96	-20209.39	-806.50	-1289.39
1152	671	SX330	SLU_ENV_NL	Min	-75907.67	-22647.63	-18135.71	-1423.51	-1289.39
1152	671	DX330	SLU_ENV_NL	Min	-79280.59	-23653.27	-17459.54	-1423.51	-1353.20
1152	671	DX317	SLU_ENV_NL	Min	-78270.96	-23612.19	-19533.22	-806.50	-1353.20
1153	672	SX330	SLU_ENV_NL	Max	73677.34	22201.99	14270.41	482.09	1021.91
1153	672	SX343	SLU_ENV_NL	Max	75285.73	22486.93	12635.31	1216.00	1021.91
1153	672	DX343	SLU_ENV_NL	Max	74774.71	22338.39	10835.46	1216.00	971.08
1153	672	DX330	SLU_ENV_NL	Max	72861.11	21952.36	12470.56	482.09	971.08
1153	672	SX330	SLU_ENV_NL	Min	-76339.40	-22995.43	-15623.88	-516.31	-969.43
1153	672	SX343	SLU_ENV_NL	Min	-77252.78	-23082.22	-13467.64	-1162.41	-969.43
1153	672	DX343	SLU_ENV_NL	Min	-81103.96	-24232.32	-14011.44	-1162.41	-1022.21
1153	672	DX330	SLU_ENV_NL	Min	-79734.45	-24019.20	-16167.68	-516.31	-1022.21
1154	673	SX343	SLU_ENV_NL	Max	75644.36	22775.88	10029.27	339.11	854.55
1154	673	SX356	SLU_ENV_NL	Max	77258.01	23094.83	7674.28	1082.13	854.55
1154	673	DX356	SLU_ENV_NL	Max	73944.08	22104.85	8286.22	1082.13	810.34
1154	673	DX343	SLU_ENV_NL	Max	75115.02	22612.88	10641.21	339.11	810.34
1154	673	SX343	SLU_ENV_NL	Min	-77592.94	-23356.21	-12093.92	-366.85	-810.18
1154	673	SX356	SLU_ENV_NL	Min	-81124.69	-24259.08	-10116.49	-1034.22	-810.18
1154	673	DX356	SLU_ENV_NL	Min	-82339.87	-24619.21	-9567.49	-1034.22	-855.25
1154	673	DX343	SLU_ENV_NL	Min	-81462.67	-24521.55	-11544.92	-366.85	-855.25
1155	674	SX356	SLU_ENV_NL	Max	77536.40	23319.12	5369.34	128.03	602.02
1155	674	SX369	SLU_ENV_NL	Max	78367.38	23452.02	3271.38	873.95	602.02
1155	674	DX369	SLU_ENV_NL	Max	77344.56	23148.51	2812.84	873.95	567.73
1155	674	DX356	SLU_ENV_NL	Max	74207.43	22317.09	4910.80	128.03	567.73
1155	674	SX356	SLU_ENV_NL	Min	-81388.06	-24471.39	-8022.64	-146.56	-568.16
1155	674	SX369	SLU_ENV_NL	Min	-79905.70	-23916.74	-6293.68	-834.59	-568.16
1155	674	DX369	SLU_ENV_NL	Min	-83541.64	-25004.25	-6683.38	-834.59	-602.19
1155	674	DX356	SLU_ENV_NL	Min	-82618.32	-24843.74	-8412.34	-146.56	-602.19
1156	675	SX369	SLU_ENV_NL	Max	78567.03	23612.84	1561.42	-4.16	442.49
1156	675	SX382	SLU_ENV_NL	Max	79380.98	23771.56	898.14	743.34	442.49
1156	675	DX382	SLU_ENV_NL	Max	77490.60	23207.10	2264.56	743.34	415.92
1156	675	DX369	SLU_ENV_NL	Max	77532.65	23299.88	2927.85	-4.16	415.92
1156	675	SX369	SLU_ENV_NL	Min	-80093.96	-24068.71	-5395.96	-7.28	-417.66
1156	675	SX382	SLU_ENV_NL	Min	-81350.38	-24364.59	-4030.02	-710.58	-417.66
1156	675	DX382	SLU_ENV_NL	Min	-84217.76	-25222.41	-3546.73	-710.58	-443.24
1156	675	DX369	SLU_ENV_NL	Min	-83741.36	-25165.32	-4912.66	-7.28	-443.24
1157	676	SX382	SLU_ENV_NL	Max	79512.92	23877.81	1523.00	160.92	247.70
1157	676	SX396	SLU_ENV_NL	Max	79986.80	23972.10	1107.05	580.88	247.70
1157	676	DX395	SLU_ENV_NL	Max	77856.30	23334.29	742.14	580.88	233.43
1157	676	DX382	SLU_ENV_NL	Max	77614.76	23307.03	1158.09	160.92	233.43
1157	676	SX382	SLU_ENV_NL	Min	-81474.65	-24464.89	-2705.70	-162.43	-233.01
1157	676	SX396	SLU_ENV_NL	Min	-81912.63	-24551.29	-1632.39	-557.72	-233.01
1157	676	DX395	SLU_ENV_NL	Min	-84597.81	-25355.36	-1761.84	-557.72	-247.85
1157	676	DX382	SLU_ENV_NL	Min	-84349.77	-25328.91	-2835.15	-162.43	-247.85
1158	677	SX396	SLU_ENV_NL	Max	80049.64	24022.66	509.08	303.38	80.93
1158	677	SX409	SLU_ENV_NL	Max	80240.54	24064.39	-85.22	441.16	80.93
1158	677	DX408	SLU_ENV_NL	Max	78005.92	23394.48	201.77	441.16	75.75
1158	677	DX395	SLU_ENV_NL	Max	77915.38	23381.91	796.07	303.38	75.75
1158	677	SX396	SLU_ENV_NL	Min	-81971.71	-24598.91	-1202.49	-296.99	-76.16
1158	677	SX409	SLU_ENV_NL	Min	-82102.47	-24623.35	-382.26	-425.72	-76.16
1158	677	DX408	SLU_ENV_NL	Min	-84706.67	-25404.05	6.05	-425.72	-81.65
1158	677	DX395	SLU_ENV_NL	Min	-84660.72	-25406.17	-814.18	-296.99	-81.65
1177	678	SX243	SLU_ENV_NL	Max	54345.05	15788.72	26777.78	3447.89	3714.24
1177	678	SX230	SLU_ENV_NL	Max	50987.43	15811.02	24816.20	2799.61	3714.24
1177	678	DX230	SLU_ENV_NL	Max	55137.64	17048.52	25342.86	2799.61	3659.90
1177	678	DX243	SLU_ENV_NL	Max	57634.34	16783.08	27304.45	3447.89	3659.90
1177	678	SX243	SLU_ENV_NL	Min	-69340.92	-20294.77	-27627.32	-3496.14	-3660.93
1177	678	SX230	SLU_ENV_NL	Min	-62892.40	-19375.22	-26912.47	-2756.20	-3660.93
1177	678	DX230	SLU_ENV_NL	Min	-67835.04	-20865.44	-25450.46	-2756.20	-3714.73
1177	678	DX243	SLU_ENV_NL	Min	-73554.79	-21551.51	-26165.31	-3496.14	-3714.73
1178	679	SX230	SLU_ENV_NL	Max	49085.09	14097.17	23893.88	4105.98	4532.26
1178	679	SX217	SLU_ENV_NL	Max	41159.88	12976.32	21853.93	3530.86	4532.26
1178	679	DX217	SLU_ENV_NL	Max	44550.40	13986.66	20779.51	3530.86	4483.40
1178	679	DX230	SLU_ENV_NL	Max	53259.02	15356.17	22819.46	4105.98	4483.40
1178	679	SX230	SLU_ENV_NL	Min	-61013.83	-17683.03	-25190.22	-4149.03	-4481.86
1178	679	SX217	SLU_ENV_NL	Min	-58767.92	-18251.50	-24505.02	-3491.69	-4481.86
1178	679	DX217	SLU_ENV_NL	Min	-62785.00	-19463.25	-25413.77	-3491.69	-4530.01
1178	679	DX230	SLU_ENV_NL	Min	-65932.86	-19152.11	-26098.98	-4149.03	-4530.01
1179	680	SX217	SLU_ENV_NL	Max	39004.77	11035.24	21008.61	4298.46	4808.56
1179	680	SX204	SLU_ENV_NL	Max	35819.79	11412.12	15385.22	3812.46	4808.56



Autorità Portuale di Taranto
Interventi per il dragaggio di 2,3 M³ di sedimenti in area Molo Polisettoriale e per la realizzazione di un primo lotto della cassa di colmata funzionale all'ampliamento del V Sporgente del Porto di Taranto

Allegati alla relazione di calcolo strutturale allineamento "BC"

Data 05/2016
Rev. B
c.d.c.: C296A
514B



1179	680	DX204	SLU_ENV_NL	Max	39591.20	12536.89	14205.06	3812.46	4759.85
1179	680	DX217	SLU_ENV_NL	Max	42417.85	12065.83	19828.46	4298.46	4759.85
1179	680	SX217	SLU_ENV_NL	Min	-56635.19	-16330.09	-26004.19	-4341.84	-4763.33
1179	680	SX204	SLU_ENV_NL	Min	-47825.59	-15008.14	-22181.30	-3772.03	-4763.33
1179	680	DX204	SLU_ENV_NL	Min	-52057.54	-16284.78	-20997.49	-3772.03	-4813.51
1179	680	DX217	SLU_ENV_NL	Min	-60629.64	-17521.38	-24820.38	-4341.84	-4813.51
1180	681	SX204	SLU_ENV_NL	Max	33422.10	9253.73	9943.98	4913.17	5580.30
1180	681	SX191	SLU_ENV_NL	Max	33198.29	10732.39	24109.15	4517.53	5580.30
1180	681	DX191	SLU_ENV_NL	Max	33086.19	10693.48	18584.93	4517.53	5541.29
1180	681	DX204	SLU_ENV_NL	Max	37213.99	10396.58	4419.76	4913.17	5541.29
1180	681	SX204	SLU_ENV_NL	Min	-45447.46	-12864.76	-13281.28	-4948.09	-5548.20
1180	681	SX191	SLU_ENV_NL	Min	-36025.17	-11577.03	-28604.38	-4484.70	-5548.20
1180	681	DX191	SLU_ENV_NL	Min	-36234.68	-11645.67	-33441.06	-4484.70	-5589.13
1180	681	DX204	SLU_ENV_NL	Min	-49658.63	-14122.32	-18117.95	-4948.09	-5589.13
1185	682	SX413	SLU_ENV_NL	Max	78668.21	23592.78	404.71	425.72	80.05
1185	682	SX400	SLU_ENV_NL	Max	78528.43	23566.21	1228.99	296.99	80.05
1185	682	DX399	SLU_ENV_NL	Max	77915.27	23381.88	794.26	296.99	75.75
1185	682	DX412	SLU_ENV_NL	Max	78005.83	23394.46	-30.02	425.72	75.75
1185	682	SX413	SLU_ENV_NL	Min	-82102.38	-24623.32	85.21	-435.26	-76.16
1185	682	SX400	SLU_ENV_NL	Min	-81971.64	-24598.89	-509.10	-298.91	-76.16
1185	682	DX399	SLU_ENV_NL	Min	-83888.63	-25174.47	-796.07	-298.91	-80.84
1185	682	DX412	SLU_ENV_NL	Min	-83983.24	-25187.09	-201.76	-435.26	-80.84
1186	683	SX400	SLU_ENV_NL	Max	78466.06	23516.03	1625.77	557.72	246.10
1186	683	SX386	SLU_ENV_NL	Max	77970.99	23415.09	2696.33	162.42	246.10
1186	683	DX386	SLU_ENV_NL	Max	77614.68	23307.01	2853.11	162.42	233.44
1186	683	DX399	SLU_ENV_NL	Max	77856.19	23334.25	1782.55	557.72	233.44
1186	683	SX400	SLU_ENV_NL	Min	-81912.56	-24551.27	-1107.03	-574.33	-233.02
1186	683	SX386	SLU_ENV_NL	Min	-81474.53	-24464.86	-1522.99	-157.12	-233.02
1186	683	DX386	SLU_ENV_NL	Min	-83604.06	-25105.03	-1158.12	-157.12	-246.21
1186	683	DX399	SLU_ENV_NL	Min	-83826.19	-25124.04	-742.16	-574.33	-246.21
1187	684	SX386	SLU_ENV_NL	Max	77840.08	23309.66	4048.57	710.59	438.71
1187	684	SX373	SLU_ENV_NL	Max	77035.52	23153.02	5412.30	9.23	438.71
1187	684	DX373	SLU_ENV_NL	Max	77532.44	23299.82	4912.76	9.23	415.93
1187	684	DX386	SLU_ENV_NL	Max	77490.53	23207.07	3549.03	710.59	415.93
1187	684	SX386	SLU_ENV_NL	Min	-81350.26	-24364.56	-898.19	-734.99	-417.67
1187	684	SX373	SLU_ENV_NL	Min	-80093.95	-24068.71	-1561.48	4.15	-417.67
1187	684	DX373	SLU_ENV_NL	Min	-82998.30	-24942.04	-2927.81	4.15	-439.48
1187	684	DX386	SLU_ENV_NL	Min	-83473.08	-24999.37	-2264.53	-734.99	-439.48
1188	685	SX373	SLU_ENV_NL	Max	76837.47	22993.49	6299.67	834.60	597.41
1188	685	SX360	SLU_ENV_NL	Max	76014.20	22862.01	8026.84	147.77	597.41
1188	685	DX360	SLU_ENV_NL	Max	74207.15	22317.01	8431.98	147.77	567.74
1188	685	DX373	SLU_ENV_NL	Max	77344.35	23148.44	6704.81	834.60	567.74
1188	685	SX373	SLU_ENV_NL	Min	-79905.68	-23916.73	-3271.43	-864.92	-568.17
1188	685	SX360	SLU_ENV_NL	Min	-81388.08	-24471.40	-5369.39	-128.03	-568.17
1188	685	DX360	SLU_ENV_NL	Min	-81882.60	-24622.57	-4910.79	-128.03	-597.56
1188	685	DX373	SLU_ENV_NL	Min	-82800.18	-24782.26	-2812.83	-864.92	-597.56
1189	686	SX360	SLU_ENV_NL	Max	75738.18	22639.63	10141.09	1034.22	846.80
1189	686	SX347	SLU_ENV_NL	Max	74123.44	22318.86	12116.04	365.35	846.80
1189	686	DX347	SLU_ENV_NL	Max	75114.79	22612.81	11553.32	365.35	810.35
1189	686	DX360	SLU_ENV_NL	Max	73943.80	22104.77	9578.36	1034.22	810.35
1189	686	SX360	SLU_ENV_NL	Min	-81124.71	-24259.08	-7674.27	-1070.50	-810.18
1189	686	SX347	SLU_ENV_NL	Min	-77592.90	-23356.20	-10029.26	-339.11	-810.18
1189	686	DX347	SLU_ENV_NL	Min	-80752.97	-24307.90	-10641.27	-339.11	-847.50
1189	686	DX360	SLU_ENV_NL	Min	-81606.51	-24399.95	-8286.27	-1070.50	-847.50
1190	687	SX347	SLU_ENV_NL	Max	73768.01	22032.48	13483.66	1162.42	1012.93
1190	687	SX334	SLU_ENV_NL	Max	72192.87	21755.78	15638.09	513.69	1012.93
1190	687	DX334	SLU_ENV_NL	Max	72860.96	21952.32	16191.05	513.69	971.08
1190	687	DX347	SLU_ENV_NL	Max	74774.47	22338.31	14036.62	1162.42	971.08
1190	687	SX347	SLU_ENV_NL	Min	-77252.74	-23082.21	-12635.32	-1203.39	-969.43
1190	687	SX334	SLU_ENV_NL	Min	-76339.27	-22995.39	-14270.42	-482.09	-969.43
1190	687	DX334	SLU_ENV_NL	Min	-79020.86	-23804.26	-12470.61	-482.09	-1013.23
1190	687	DX347	SLU_ENV_NL	Min	-80397.46	-24021.24	-10835.50	-1203.39	-1013.23
1191	688	SX334	SLU_ENV_NL	Max	71743.40	21393.60	18172.47	1423.51	1338.94
1191	688	SX321	SLU_ENV_NL	Max	68815.73	20774.14	20243.94	799.91	1338.94
1191	688	DX321	SLU_ENV_NL	Max	70228.91	21193.36	19542.72	799.91	1289.46
1191	688	DX334	SLU_ENV_NL	Max	72429.09	21604.04	17471.25	1423.51	1289.46
1191	688	SX334	SLU_ENV_NL	Min	-75907.54	-22647.59	-14517.23	-1470.07	-1289.39
1191	688	SX321	SLU_ENV_NL	Min	-74350.81	-22429.92	-16080.21	-761.96	-1289.39
1191	688	DX321	SLU_ENV_NL	Min	-77596.80	-23408.63	-16593.63	-761.96	-1339.63
1191	688	DX334	SLU_ENV_NL	Min	-78571.31	-23441.80	-15030.65	-1470.07	-1339.63
1192	689	SX321	SLU_ENV_NL	Max	68268.90	20333.50	21499.82	1563.53	1522.36
1192	689	SX308	SLU_ENV_NL	Max	66357.89	20054.53	23532.47	967.17	1522.36
1192	689	DX308	SLU_ENV_NL	Max	68293.72	20630.13	24153.76	967.17	1468.34
1192	689	DX321	SLU_ENV_NL	Max	69701.95	20768.57	22121.11	1563.53	1468.34
1192	689	SX321	SLU_ENV_NL	Min	-73823.88	-22005.25	-18452.78	-1613.56	-1467.97
1192	689	SX308	SLU_ENV_NL	Min	-70954.44	-21428.25	-20166.91	-924.88	-1467.97
1192	689	DX308	SLU_ENV_NL	Min	-74524.50	-22504.65	-18878.77	-924.88	-1522.89
1192	689	DX321	SLU_ENV_NL	Min	-77049.86	-22967.66	-17164.64	-1613.56	-1522.89
1193	690	SX308	SLU_ENV_NL	Max	65695.11	19520.39	25828.22	1904.49	1945.84
1193	690	SX295	SLU_ENV_NL	Max	61162.87	18537.00	28068.17	1340.31	1945.84
1193	690	DX295	SLU_ENV_NL	Max	63753.47	19308.58	27567.38	1340.31	1887.27



Autorità Portuale di Taranto
Interventi per il dragaggio di 2,3 M³ di sedimenti in area Molo Polisettoriale e per la realizzazione di un primo lotto della cassa di colmata funzionale all'ampliamento del V Sporgente del Porto di Taranto

Allegati alla relazione di calcolo strutturale allineamento "BC"

Data 05/2016
Rev. B
c.d.c.: C296A
514B



1193	690	DX308	SLU_ENV_NL	Max	67652.56	20113.23	25327.43	1904.49	1887.27
1193	690	SX308	SLU_ENV_NL	Min	-70313.35	-20911.63	-20852.45	-1957.89	-1886.62
1193	690	SX295	SLU_ENV_NL	Min	-68714.59	-20796.76	-22857.91	-1293.71	-1886.62
1193	690	DX295	SLU_ENV_NL	Min	-72724.16	-22005.43	-23219.53	-1293.71	-1946.03
1193	690	DX308	SLU_ENV_NL	Min	-73861.66	-21970.31	-21214.07	-1957.89	-1946.03
1194	691	SX295	SLU_ENV_NL	Max	60379.86	17905.74	29363.52	2059.81	2152.15
1194	691	SX282	SLU_ENV_NL	Max	57231.07	17377.54	29162.61	1531.45	2152.15
1194	691	DX282	SLU_ENV_NL	Max	61558.83	18669.75	31231.69	1531.45	2089.83
1194	691	DX295	SLU_ENV_NL	Max	62993.54	18695.97	31432.60	2059.81	2089.83
1194	691	SX295	SLU_ENV_NL	Min	-67954.73	-20184.38	-26029.16	-2114.98	-2089.60
1194	691	SX282	SLU_ENV_NL	Min	-63300.79	-19192.27	-25963.58	-1482.07	-2089.60
1194	691	DX282	SLU_ENV_NL	Min	-68821.68	-20854.34	-24572.36	-1482.07	-2150.64
1194	691	DX295	SLU_ENV_NL	Min	-71941.25	-21374.53	-24637.95	-2114.98	-2150.64
1195	692	SX282	SLU_ENV_NL	Max	71761.53	21234.92	27430.93	2180.18	2116.84
1195	692	SX269	SLU_ENV_NL	Max	67296.49	20482.48	27458.74	1361.41	2116.84
1195	692	DX269	SLU_ENV_NL	Max	70853.01	21542.52	27840.52	1361.41	2067.81
1195	692	DX282	SLU_ENV_NL	Max	75472.33	22355.08	27812.72	2180.18	2067.81
1195	692	SX282	SLU_ENV_NL	Min	-78594.94	-23291.88	-22793.92	-2224.85	-2067.75
1195	692	SX269	SLU_ENV_NL	Min	-78161.07	-23734.93	-23186.10	-1324.54	-2067.75
1195	692	DX269	SLU_ENV_NL	Min	-83039.24	-25204.80	-23851.66	-1324.54	-2114.94
1195	692	DX282	SLU_ENV_NL	Min	-83744.96	-24830.46	-23459.48	-2224.85	-2114.94
1196	693	SX269	SLU_ENV_NL	Max	66217.53	19510.14	28756.57	2531.56	2561.20
1196	693	SX256	SLU_ENV_NL	Max	63286.11	19340.95	29221.64	1760.29	2561.20
1196	693	DX256	SLU_ENV_NL	Max	67036.21	20458.48	30941.39	1760.29	2508.00
1196	693	DX269	SLU_ENV_NL	Max	69797.37	20591.59	30476.31	2531.56	2508.00
1196	693	SX269	SLU_ENV_NL	Min	-77105.42	-22783.97	-26518.79	-2579.28	-2508.14
1196	693	SX256	SLU_ENV_NL	Min	-73737.42	-22468.88	-27723.09	-1719.41	-2508.14
1196	693	DX256	SLU_ENV_NL	Min	-78635.12	-23945.19	-26357.47	-1719.41	-2559.49
1196	693	DX269	SLU_ENV_NL	Min	-81960.59	-24233.52	-25153.18	-2579.28	-2559.49
1197	694	SX256	SLU_ENV_NL	Max	61932.91	18121.75	29988.91	3135.67	3305.04
1197	694	SX243	SLU_ENV_NL	Max	55964.41	17247.45	28744.95	2419.14	3305.04
1197	694	DX243	SLU_ENV_NL	Max	59229.29	18219.78	27533.89	2419.14	3253.47
1197	694	DX256	SLU_ENV_NL	Max	65707.06	19261.13	28777.85	3135.67	3253.47
1197	694	SX256	SLU_ENV_NL	Min	-72408.31	-21271.63	-26781.53	-3182.39	-3252.99
1197	694	SX243	SLU_ENV_NL	Min	-70935.92	-21731.64	-26539.63	-2378.28	-3252.99
1197	694	DX243	SLU_ENV_NL	Min	-75174.17	-23010.30	-27421.00	-2378.28	-3304.76
1197	694	DX256	SLU_ENV_NL	Min	-77282.10	-22726.58	-27662.90	-3182.39	-3304.76
1202	695	SX85	SLU_ENV_NL	Max	-3789.08	-1136.72	-1193.51	23.30	-1.482E-03
1202	695	SX72	SLU_ENV_NL	Max	-811.79	-243.54	-1734.48	1.48	-1.482E-03
1202	695	DX72	SLU_ENV_NL	Max	-812.44	-243.73	473.40	1.48	12.87
1202	695	DX85	SLU_ENV_NL	Max	-2457.41	-739.01	1014.37	23.30	12.87
1202	695	SX85	SLU_ENV_NL	Min	-6861.28	-2056.60	-19056.81	-6.679E-04	-12.88
1202	695	SX72	SLU_ENV_NL	Min	-5494.92	-1650.26	-16761.18	-2.960E-03	-12.88
1202	695	DX72	SLU_ENV_NL	Min	-1122.51	-334.97	-16457.30	-2.960E-03	1.223E-03
1202	695	DX85	SLU_ENV_NL	Min	-3789.72	-1136.92	-18752.93	-6.679E-04	1.223E-03
1203	696	SX72	SLU_ENV_NL	Max	-811.79	-243.54	-2313.92	20.52	-9.757E-04
1203	696	SX59	SLU_ENV_NL	Max	-474.28	-142.28	-2610.14	4.04	-9.757E-04
1203	696	DX59	SLU_ENV_NL	Max	-474.93	-142.48	603.58	4.04	9.72
1203	696	DX72	SLU_ENV_NL	Max	-812.44	-243.73	899.79	20.52	9.72
1203	696	SX72	SLU_ENV_NL	Min	-5489.71	-1645.56	-15785.83	-9.521E-04	-9.73
1203	696	SX59	SLU_ENV_NL	Min	-5824.26	-1748.63	-14136.38	-2.698E-03	-9.73
1203	696	DX59	SLU_ENV_NL	Min	-1486.05	-444.47	-12583.42	-2.698E-03	1.085E-03
1203	696	DX72	SLU_ENV_NL	Min	-1127.72	-339.66	-14232.87	-9.521E-04	1.085E-03
1204	697	SX59	SLU_ENV_NL	Max	-474.28	-142.28	-3612.40	18.11	-6.037E-04
1204	697	SX46	SLU_ENV_NL	Max	-4221.19	-1266.36	-4435.18	6.29	-6.037E-04
1204	697	DX46	SLU_ENV_NL	Max	-4221.84	-1266.55	367.09	6.29	6.98
1204	697	DX59	SLU_ENV_NL	Max	-474.93	-142.48	1189.87	18.11	6.98
1204	697	SX59	SLU_ENV_NL	Min	-5820.41	-1745.16	-13769.64	-1.302E-03	-6.97
1204	697	SX46	SLU_ENV_NL	Min	-9806.60	-2942.95	-11084.54	-2.364E-03	-6.97
1204	697	DX46	SLU_ENV_NL	Min	-5493.14	-1646.97	-7657.62	-2.364E-03	6.498E-04
1204	697	DX59	SLU_ENV_NL	Min	-1489.91	-447.94	-10342.71	-1.302E-03	6.498E-04
1205	698	SX46	SLU_ENV_NL	Max	-4221.19	-1266.36	-5364.47	15.60	-1.474E-03
1205	698	SX33	SLU_ENV_NL	Max	-6204.53	-1861.36	-3707.89	8.69	-1.474E-03
1205	698	DX33	SLU_ENV_NL	Max	-6205.18	-1861.55	-882.78	8.69	4.08
1205	698	DX46	SLU_ENV_NL	Max	-4221.84	-1266.55	-1608.06	15.60	4.08
1205	698	SX46	SLU_ENV_NL	Min	-9804.05	-2940.65	-6625.05	-5.615E-04	-4.08
1205	698	SX33	SLU_ENV_NL	Min	-13068.85	-3921.22	-5549.64	-3.125E-03	-4.08
1205	698	DX33	SLU_ENV_NL	Min	-8770.45	-2630.57	-1793.23	-3.125E-03	1.551E-03
1205	698	DX46	SLU_ENV_NL	Min	-5495.69	-1649.27	-3799.93	-5.615E-04	1.551E-03
1206	699	SX33	SLU_ENV_NL	Max	-6204.53	-1861.36	-1088.89	13.30	-8.593E-04
1206	699	SX20	SLU_ENV_NL	Max	-8772.00	-2631.60	-381.65	10.95	-8.593E-04
1206	699	DX20	SLU_ENV_NL	Max	-8772.66	-2631.80	1199.63	10.95	1.39
1206	699	DX33	SLU_ENV_NL	Max	-6205.18	-1861.56	492.39	13.30	1.39
1206	699	SX33	SLU_ENV_NL	Min	-13067.59	-3920.09	-3229.66	-1.043E-03	-1.38
1206	699	SX20	SLU_ENV_NL	Min	-13905.86	-4171.95	-2423.71	-2.667E-03	-1.38
1206	699	DX20	SLU_ENV_NL	Min	-9613.37	-2883.82	-813.11	-2.667E-03	1.058E-03
1206	699	DX33	SLU_ENV_NL	Min	-8771.71	-2631.71	-1619.06	-1.043E-03	1.058E-03
1208	700	SX163	SLU_ENV_NL	Max	-2240.41	-672.12	7066.52	47.87	-1.448E-03
1208	700	SX150	SLU_ENV_NL	Max	-2185.79	-655.74	7478.79	-2.912E-03	-1.448E-03
1208	700	DX150	SLU_ENV_NL	Max	-677.12	-197.56	13687.56	-2.912E-03	40.24
1208	700	DX163	SLU_ENV_NL	Max	-2080.09	-629.60	13275.29	47.87	40.24



Autorità Portuale di Taranto
Interventi per il dragaggio di 2,3 M³ di sedimenti in area Molo Polisettoriale e per la realizzazione di un primo lotto della cassa di colmata funzionale all'ampliamento del V Sporgente del Porto di Taranto

Allegati alla relazione di calcolo strutturale allineamento "BC"

Data 05/2016
Rev. B
c.d.c.: C296A
514B



1208	700	SX163	SLU_ENV_NL	Min	-7004.12	-2095.65	-24285.82	-5.894E-04	-40.26
1208	700	SX150	SLU_ENV_NL	Min	-5502.79	-1656.42	-25718.62	-20.35	-40.26
1208	700	DX150	SLU_ENV_NL	Min	-2186.41	-655.92	-23060.93	-20.35	1.292E-03
1208	700	DX163	SLU_ENV_NL	Min	-2241.03	-672.31	-21628.13	-5.894E-04	1.292E-03
1209	701	SX150	SLU_ENV_NL	Max	-2185.79	-655.74	7101.45	40.35	-1.036E-03
1209	701	SX137	SLU_ENV_NL	Max	-2423.92	-727.17	5349.62	-2.700E-03	-1.036E-03
1209	701	DX137	SLU_ENV_NL	Max	-2079.15	-619.34	10146.25	-2.700E-03	31.77
1209	701	DX150	SLU_ENV_NL	Max	-693.74	-212.52	11898.08	40.35	31.77
1209	701	SX150	SLU_ENV_NL	Min	-5486.17	-1641.45	-25668.17	-8.248E-04	-31.77
1209	701	SX137	SLU_ENV_NL	Min	-6793.94	-2042.59	-25070.36	-13.51	-31.77
1209	701	DX137	SLU_ENV_NL	Min	-2424.54	-727.36	-22987.14	-13.51	1.177E-03
1209	701	DX150	SLU_ENV_NL	Min	-2186.41	-655.92	-23584.94	-8.248E-04	1.177E-03
1210	702	SX137	SLU_ENV_NL	Max	-2423.92	-727.17	5037.79	36.60	-1.854E-03
1210	702	SX124	SLU_ENV_NL	Max	-2533.14	-759.94	4383.16	-3.291E-03	-1.854E-03
1210	702	DX124	SLU_ENV_NL	Max	-1376.37	-409.07	7584.21	-3.291E-03	27.69
1210	702	DX137	SLU_ENV_NL	Max	-2092.87	-631.70	8238.84	36.60	27.69
1210	702	SX137	SLU_ENV_NL	Min	-6780.22	-2030.23	-25045.59	-2.620E-04	-27.69
1210	702	SX124	SLU_ENV_NL	Min	-5996.06	-1802.66	-25420.78	-10.33	-27.69
1210	702	DX124	SLU_ENV_NL	Min	-2533.77	-760.13	-23801.99	-10.33	1.720E-03
1210	702	DX137	SLU_ENV_NL	Min	-2424.54	-727.36	-23426.81	-2.620E-04	1.720E-03
1211	703	SX124	SLU_ENV_NL	Max	-2533.14	-759.94	3522.28	32.48	-9.988E-04
1211	703	SX111	SLU_ENV_NL	Max	-2705.14	-811.54	2563.92	-2.689E-03	-9.988E-04
1211	703	DX111	SLU_ENV_NL	Max	-2084.70	-622.21	5170.11	-2.689E-03	23.10
1211	703	DX124	SLU_ENV_NL	Max	-1388.09	-419.63	6128.46	32.48	23.10
1211	703	SX124	SLU_ENV_NL	Min	-5984.34	-1792.10	-25330.85	-8.911E-04	-23.10
1211	703	SX111	SLU_ENV_NL	Min	-6624.50	-1990.55	-25239.85	-6.68	-23.10
1211	703	DX111	SLU_ENV_NL	Min	-2705.78	-811.73	-23886.18	-6.68	1.122E-03
1211	703	DX124	SLU_ENV_NL	Min	-2533.78	-760.13	-23977.19	-8.911E-04	1.122E-03
1212	704	SX111	SLU_ENV_NL	Max	-2705.14	-811.54	1948.64	29.25	-1.064E-03
1212	704	SX98	SLU_ENV_NL	Max	-2582.96	-774.89	1213.84	-2.641E-03	-1.064E-03
1212	704	DX98	SLU_ENV_NL	Max	-1444.00	-430.49	3280.02	-2.641E-03	19.54
1212	704	DX111	SLU_ENV_NL	Max	-2094.54	-631.07	4014.81	29.25	19.54
1212	704	SX111	SLU_ENV_NL	Min	-6614.66	-1981.69	-25206.01	-9.586E-04	-19.54
1212	704	SX98	SLU_ENV_NL	Min	-5916.37	-1777.62	-24867.94	-3.86	-19.54
1212	704	DX98	SLU_ENV_NL	Min	-2583.60	-775.08	-23763.39	-3.86	9.212E-04
1212	704	DX111	SLU_ENV_NL	Min	-2705.78	-811.73	-24101.46	-9.586E-04	9.212E-04
1213	705	SX98	SLU_ENV_NL	Max	-2582.96	-774.89	474.63	26.00	-2.339E-04
1213	705	SX85	SLU_ENV_NL	Max	-3789.08	-1136.72	-292.52	-2.083E-03	-2.339E-04
1213	705	DX85	SLU_ENV_NL	Max	-2450.77	-733.03	1868.43	-2.083E-03	15.90
1213	705	DX98	SLU_ENV_NL	Max	-1452.17	-437.86	2635.59	26.00	15.90
1213	705	SX98	SLU_ENV_NL	Min	-5908.19	-1770.25	-24368.73	-1.529E-03	-15.90
1213	705	SX85	SLU_ENV_NL	Min	-6867.92	-2062.58	-22609.48	-0.95	-15.90
1213	705	DX85	SLU_ENV_NL	Min	-3789.72	-1136.91	-21583.26	-0.95	4.194E-04
1213	705	DX98	SLU_ENV_NL	Min	-2583.60	-775.08	-23342.50	-1.529E-03	4.194E-04
1214	706	SX241	SLU_ENV_NL	Max	-1370.07	-411.02	19200.83	8.803E-03	55.84
1214	706	SX228	SLU_ENV_NL	Max	-1972.83	-591.85	17117.13	56.80	55.84
1214	706	DX228	SLU_ENV_NL	Max	-1973.36	-592.01	18968.42	56.80	1.208E-02
1214	706	DX241	SLU_ENV_NL	Max	-1370.57	-411.17	21052.13	8.803E-03	1.208E-02
1214	706	SX241	SLU_ENV_NL	Min	-7104.98	-2139.24	-19989.93	-37.82	-1.211E-02
1214	706	SX228	SLU_ENV_NL	Min	-7838.53	-2343.82	-19062.81	-1.170E-02	-1.211E-02
1214	706	DX228	SLU_ENV_NL	Min	-4407.71	-1330.05	-18309.47	-1.170E-02	-55.81
1214	706	DX241	SLU_ENV_NL	Min	-3810.58	-1135.44	-19236.59	-37.82	-55.81
1215	707	SX228	SLU_ENV_NL	Max	-1972.82	-591.85	15340.85	7.797E-03	76.51
1215	707	SX215	SLU_ENV_NL	Max	-2251.96	-675.59	12798.39	74.97	76.51
1215	707	DX215	SLU_ENV_NL	Max	-2252.53	-675.76	14909.77	74.97	1.101E-02
1215	707	DX228	SLU_ENV_NL	Max	-1973.36	-592.01	17452.23	7.797E-03	1.101E-02
1215	707	SX228	SLU_ENV_NL	Min	-7869.06	-2371.32	-18389.01	-54.72	-1.107E-02
1215	707	SX215	SLU_ENV_NL	Min	-8035.59	-2400.07	-17148.67	-1.092E-02	-1.107E-02
1215	707	DX215	SLU_ENV_NL	Min	-4356.72	-1317.62	-16681.31	-1.092E-02	-76.52
1215	707	DX228	SLU_ENV_NL	Min	-4377.18	-1302.55	-17921.64	-54.72	-76.52
1216	708	SX215	SLU_ENV_NL	Max	-2251.96	-675.59	10469.64	2.755E-03	97.67
1216	708	SX202	SLU_ENV_NL	Max	-2909.40	-872.82	8422.42	93.69	97.67
1216	708	DX202	SLU_ENV_NL	Max	-2909.99	-872.99	10916.50	93.69	5.167E-03
1216	708	DX215	SLU_ENV_NL	Max	-2252.53	-675.76	12963.72	2.755E-03	5.167E-03
1216	708	SX215	SLU_ENV_NL	Min	-8075.77	-2436.28	-16755.83	-71.79	-5.200E-03
1216	708	SX202	SLU_ENV_NL	Min	-8150.78	-2431.69	-16248.96	-6.030E-03	-5.200E-03
1216	708	DX202	SLU_ENV_NL	Min	-4152.98	-1259.41	-14998.47	-6.030E-03	-97.58
1216	708	DX215	SLU_ENV_NL	Min	-4316.55	-1281.45	-15505.33	-71.79	-97.58
1217	709	SX202	SLU_ENV_NL	Max	-2909.40	-872.82	6233.93	3.719E-03	132.09
1217	709	SX189	SLU_ENV_NL	Max	-3558.57	-1067.57	1564.05	123.98	132.09
1217	709	DX189	SLU_ENV_NL	Max	-3559.18	-1067.75	4067.33	123.98	6.417E-03
1217	709	DX202	SLU_ENV_NL	Max	-2909.99	-873.00	8737.21	3.719E-03	6.417E-03
1217	709	SX202	SLU_ENV_NL	Min	-8203.78	-2479.44	-15201.74	-99.89	-6.355E-03
1217	709	SX189	SLU_ENV_NL	Min	-10795.14	-3220.23	-12235.31	-7.105E-03	-6.355E-03
1217	709	DX189	SLU_ENV_NL	Min	-6368.56	-1928.87	-11860.17	-7.105E-03	-132.07
1217	709	DX202	SLU_ENV_NL	Min	-4099.99	-1211.69	-14826.60	-99.89	-132.07
1218	710	SX189	SLU_ENV_NL	Max	-3558.57	-1067.57	2702.42	-1.535E-03	169.11
1218	710	SX176	SLU_ENV_NL	Max	-934.41	-280.32	3250.83	156.74	169.11
1218	710	DX176	SLU_ENV_NL	Max	2073.22	598.55	-246.87	156.74	4.204E-04
1218	710	DX189	SLU_ENV_NL	Max	-3559.18	-1067.75	-795.27	-1.535E-03	4.204E-04
1218	710	SX189	SLU_ENV_NL	Min	-10864.61	-3282.83	-12136.46	-129.79	-2.661E-05



Autorità Portuale di Taranto
Interventi per il dragaggio di 2,3 M³ di sedimenti in area Molo Polisettoriale e per la realizzazione di un primo lotto della cassa di colmata funzionale all'ampliamento del V Sporgente del Porto di Taranto

Allegati alla relazione di calcolo strutturale allineamento "BC"

Data 05/2016
Rev. B
c.d.c.: C296A
514B



1218	710	SX176	SLU_ENV_NL	Min	-2905.41	-848.18	-13420.83	-1.914E-03	-2.661E-05
1218	710	DX176	SLU_ENV_NL	Min	-935.02	-280.51	-13051.92	-1.914E-03	-168.99
1218	710	DX189	SLU_ENV_NL	Min	-6299.10	-1866.31	-11767.55	-129.79	-168.99
1219	711	SX176	SLU_ENV_NL	Max	-934.41	-280.32	3997.98	42.82	-1.976E-03
1219	711	SX163	SLU_ENV_NL	Max	-2240.41	-672.12	10502.92	-3.439E-03	-1.976E-03
1219	711	DX163	SLU_ENV_NL	Max	-2062.99	-614.20	19966.13	-3.439E-03	33.86
1219	711	DX176	SLU_ENV_NL	Max	2104.40	626.63	13461.19	42.82	33.86
1219	711	SX176	SLU_ENV_NL	Min	-2936.60	-876.28	-21266.55	-3.035E-05	-33.89
1219	711	SX163	SLU_ENV_NL	Min	-7021.22	-2111.06	-28187.67	-14.59	-33.89
1219	711	DX163	SLU_ENV_NL	Min	-2241.03	-672.31	-24611.91	-14.59	2.046E-03
1219	711	DX176	SLU_ENV_NL	Min	-935.02	-280.51	-17690.79	-3.035E-05	2.046E-03
1222	712	SX411	SLU_ENV_NL	Max	9.72	2.92	104.60	4.35	0.38
1222	712	SX398	SLU_ENV_NL	Max	-92.99	-27.90	407.53	4.98	0.38
1222	712	DX397	SLU_ENV_NL	Max	673.87	202.13	430.22	4.98	-1.416E-03
1222	712	DX410	SLU_ENV_NL	Max	1096.75	329.06	101.39	4.35	-1.416E-03
1222	712	SX411	SLU_ENV_NL	Min	-968.68	-290.64	-7.46	-1.572E-03	1.419E-03
1222	712	SX398	SLU_ENV_NL	Min	-1392.64	-417.75	-90.85	8.303E-04	1.419E-03
1222	712	DX397	SLU_ENV_NL	Min	-93.16	-27.95	-94.06	8.303E-04	-0.36
1222	712	DX410	SLU_ENV_NL	Min	9.56	2.87	15.23	-1.572E-03	-0.36
1223	713	SX398	SLU_ENV_NL	Max	-92.99	-27.90	823.96	3.29	1.63
1223	713	SX384	SLU_ENV_NL	Max	58.30	17.49	1343.01	6.06	1.63
1223	713	DX384	SLU_ENV_NL	Max	347.68	104.15	1362.98	6.06	-4.186E-03
1223	713	DX397	SLU_ENV_NL	Max	674.25	202.44	843.93	3.29	-4.186E-03
1223	713	SX398	SLU_ENV_NL	Min	-1393.03	-418.07	-158.45	-3.899E-03	4.195E-03
1223	713	SX384	SLU_ENV_NL	Min	-1724.37	-517.15	-80.66	3.204E-03	4.195E-03
1223	713	DX384	SLU_ENV_NL	Min	58.15	17.44	41.02	3.204E-03	-1.64
1223	713	DX397	SLU_ENV_NL	Min	-93.15	-27.95	-36.78	-3.899E-03	-1.64
1224	714	SX384	SLU_ENV_NL	Max	58.29	17.49	2198.88	2.35	2.76
1224	714	SX371	SLU_ENV_NL	Max	-24.81	-7.44	3073.68	7.03	2.76
1224	714	DX371	SLU_ENV_NL	Max	-24.94	-7.48	2961.24	7.03	-6.855E-03
1224	714	DX384	SLU_ENV_NL	Max	348.52	104.82	2086.44	2.35	-6.855E-03
1224	714	SX384	SLU_ENV_NL	Min	-1725.21	-517.83	14.02	-6.069E-03	6.755E-03
1224	714	SX371	SLU_ENV_NL	Min	-2109.23	-632.50	-238.80	5.465E-03	6.755E-03
1224	714	DX371	SLU_ENV_NL	Min	-27.45	-8.50	-237.38	5.465E-03	-2.76
1224	714	DX384	SLU_ENV_NL	Min	58.15	17.45	15.44	-6.069E-03	-2.76
1225	715	SX371	SLU_ENV_NL	Max	-24.81	-7.44	4137.57	1.37	3.95
1225	715	SX358	SLU_ENV_NL	Max	-2464.67	-739.02	5308.80	8.07	3.95
1225	715	DX358	SLU_ENV_NL	Max	-368.82	-111.03	5282.37	8.07	-6.989E-03
1225	715	DX371	SLU_ENV_NL	Max	-24.93	-7.47	4111.14	1.37	-6.989E-03
1225	715	SX371	SLU_ENV_NL	Min	-2110.51	-633.54	-1099.69	-6.116E-03	6.867E-03
1225	715	SX358	SLU_ENV_NL	Min	-3020.12	-906.04	-2584.39	5.626E-03	6.867E-03
1225	715	DX358	SLU_ENV_NL	Min	-3020.22	-906.07	-2007.93	5.626E-03	-3.95
1225	715	DX371	SLU_ENV_NL	Min	-26.17	-7.48	-523.24	-6.116E-03	-3.95
1226	716	SX358	SLU_ENV_NL	Max	-2466.52	-740.51	6797.00	8.788E-05	5.77
1226	716	SX345	SLU_ENV_NL	Max	-19.50	-5.85	8287.26	9.65	5.77
1226	716	DX345	SLU_ENV_NL	Max	-19.60	-5.88	8124.78	9.65	4.140E-04
1226	716	DX358	SLU_ENV_NL	Max	-366.96	-109.53	6634.53	8.788E-05	4.140E-04
1226	716	SX358	SLU_ENV_NL	Min	-3020.13	-906.04	-4803.16	-0.13	-3.070E-04
1226	716	SX345	SLU_ENV_NL	Min	-2827.31	-847.64	-6612.98	-5.232E-04	-3.070E-04
1226	716	DX345	SLU_ENV_NL	Min	-710.95	-213.84	-7124.45	-5.232E-04	-5.77
1226	716	DX358	SLU_ENV_NL	Min	-3020.22	-906.07	-5314.63	-0.13	-5.77
1227	717	SX345	SLU_ENV_NL	Max	-19.50	-5.85	9884.68	2.046E-03	7.15
1227	717	SX332	SLU_ENV_NL	Max	-229.36	-68.81	11500.86	10.88	7.15
1227	717	DX332	SLU_ENV_NL	Max	-229.47	-68.84	11569.28	10.88	2.750E-03
1227	717	DX345	SLU_ENV_NL	Max	-19.60	-5.88	9953.10	2.046E-03	2.750E-03
1227	717	SX345	SLU_ENV_NL	Min	-2829.78	-849.63	-8124.44	-1.25	-2.622E-03
1227	717	SX332	SLU_ENV_NL	Min	-3629.59	-1088.19	-9264.70	-2.506E-03	-2.622E-03
1227	717	DX332	SLU_ENV_NL	Min	-1487.44	-446.92	-9143.37	-2.506E-03	-7.16
1227	717	DX345	SLU_ENV_NL	Min	-708.48	-211.85	-8003.10	-1.25	-7.16
1228	718	SX332	SLU_ENV_NL	Max	-229.36	-68.81	13267.13	4.732E-03	10.04
1228	718	SX319	SLU_ENV_NL	Max	315.41	94.62	14914.50	13.40	10.04
1228	718	DX319	SLU_ENV_NL	Max	315.28	94.59	14882.50	13.40	5.892E-03
1228	718	DX332	SLU_ENV_NL	Max	-229.47	-68.84	13235.14	4.732E-03	5.892E-03
1228	718	SX332	SLU_ENV_NL	Min	-3632.88	-1090.83	-10263.23	-3.62	-5.902E-03
1228	718	SX319	SLU_ENV_NL	Min	-4381.64	-1313.52	-11419.22	-5.263E-03	-5.902E-03
1228	718	DX319	SLU_ENV_NL	Min	-2203.66	-662.07	-11661.67	-5.263E-03	-10.04
1228	718	DX332	SLU_ENV_NL	Min	-1484.16	-444.28	-10505.68	-3.62	-10.04
1229	719	SX319	SLU_ENV_NL	Max	315.41	94.62	16524.02	6.211E-03	12.02
1229	719	SX306	SLU_ENV_NL	Max	290.45	87.13	18093.32	15.16	12.02
1229	719	DX306	SLU_ENV_NL	Max	290.29	87.09	18259.05	15.16	7.749E-03
1229	719	DX319	SLU_ENV_NL	Max	315.28	94.58	16689.76	6.211E-03	7.749E-03
1229	719	SX319	SLU_ENV_NL	Min	-4385.86	-1316.92	-12838.36	-5.20	-7.670E-03
1229	719	SX306	SLU_ENV_NL	Min	-5159.08	-1546.56	-14073.72	-6.856E-03	-7.670E-03
1229	719	DX306	SLU_ENV_NL	Min	-2937.66	-882.46	-13971.11	-6.856E-03	-12.01
1229	719	DX319	SLU_ENV_NL	Min	-2199.45	-658.67	-12735.75	-5.20	-12.01
1230	720	SX306	SLU_ENV_NL	Max	290.45	87.14	19769.65	1.038E-02	16.56
1230	720	SX293	SLU_ENV_NL	Max	664.05	199.21	21559.76	19.13	16.56
1230	720	DX293	SLU_ENV_NL	Max	663.85	199.16	21631.26	19.13	1.272E-02
1230	720	DX306	SLU_ENV_NL	Max	290.29	87.09	19841.15	1.038E-02	1.272E-02
1230	720	SX306	SLU_ENV_NL	Min	-5164.54	-1550.96	-15348.88	-8.94	-1.273E-02
1230	720	SX293	SLU_ENV_NL	Min	-6137.09	-1839.53	-16876.04	-1.119E-02	-1.273E-02



Autorità Portuale di Taranto
Interventi per il dragaggio di 2,3 M m³ di sedimenti in area Molo Polisettoriale e per la realizzazione di un primo lotto della cassa di colmata funzionale all'ampliamento del V Sporgente del Porto di Taranto

Allegati alla relazione di calcolo strutturale allineamento "BC"

Data 05/2016
Rev. B
c.d.c.: C296A
514B



1230	720	DX293	SLU_ENV_NL	Min	-3856.50	-1158.55	-17027.49	-1.119E-02	-16.56
1230	720	DX306	SLU_ENV_NL	Min	-2932.20	-878.06	-15500.33	-8.94	-16.56
1231	721	SX293	SLU_ENV_NL	Max	664.05	199.22	23891.94	1.256E-02	19.72
1231	721	SX280	SLU_ENV_NL	Max	1117.86	335.36	23743.26	21.96	19.72
1231	721	DX280	SLU_ENV_NL	Max	1117.60	335.28	23817.09	21.96	1.546E-02
1231	721	DX293	SLU_ENV_NL	Max	663.84	199.15	23965.77	1.256E-02	1.546E-02
1231	721	SX293	SLU_ENV_NL	Min	-6144.02	-1845.11	-19032.17	-11.47	-1.541E-02
1231	721	SX280	SLU_ENV_NL	Min	-6145.46	-1841.73	-18983.66	-1.361E-02	-1.541E-02
1231	721	DX280	SLU_ENV_NL	Min	-3793.53	-1139.97	-18883.80	-1.361E-02	-19.72
1231	721	DX293	SLU_ENV_NL	Min	-3849.56	-1152.96	-18932.32	-11.47	-19.72
1232	722	SX280	SLU_ENV_NL	Max	1117.88	335.37	21881.25	1.209E-02	21.77
1232	722	SX267	SLU_ENV_NL	Max	409.05	122.71	21790.08	26.87	21.77
1232	722	DX267	SLU_ENV_NL	Max	408.68	122.61	21968.75	26.87	1.536E-02
1232	722	DX280	SLU_ENV_NL	Max	1117.55	335.26	22059.92	1.209E-02	1.536E-02
1232	722	SX280	SLU_ENV_NL	Min	-6428.52	-1931.57	-17559.16	-10.02	-1.552E-02
1232	722	SX267	SLU_ENV_NL	Min	-6226.16	-1864.83	-17789.92	-1.408E-02	-1.552E-02
1232	722	DX267	SLU_ENV_NL	Min	-3214.63	-967.40	-17657.00	-1.408E-02	-21.76
1232	722	DX280	SLU_ENV_NL	Min	-3470.19	-1038.04	-17426.24	-10.02	-21.76
1233	723	SX267	SLU_ENV_NL	Max	409.06	122.72	23234.24	1.331E-02	30.19
1233	723	SX254	SLU_ENV_NL	Max	-914.86	-274.46	23171.11	34.25	30.19
1233	723	DX254	SLU_ENV_NL	Max	-915.28	-274.58	24076.18	34.25	1.703E-02
1233	723	DX267	SLU_ENV_NL	Max	408.68	122.60	24139.32	1.331E-02	1.703E-02
1233	723	SX267	SLU_ENV_NL	Min	-6238.14	-1875.63	-20104.63	-16.91	-1.710E-02
1233	723	SX254	SLU_ENV_NL	Min	-6594.96	-1974.30	-20683.21	-1.561E-02	-1.710E-02
1233	723	DX254	SLU_ENV_NL	Min	-3485.70	-1049.89	-20124.36	-1.561E-02	-30.18
1233	723	DX267	SLU_ENV_NL	Min	-3202.64	-956.61	-19545.78	-16.91	-30.18
1234	724	SX254	SLU_ENV_NL	Max	-914.85	-274.45	22188.33	1.342E-02	43.21
1234	724	SX241	SLU_ENV_NL	Max	-1370.07	-411.02	20783.55	45.64	43.21
1234	724	DX241	SLU_ENV_NL	Max	-1370.56	-411.17	22052.05	45.64	1.732E-02
1234	724	DX254	SLU_ENV_NL	Max	-915.29	-274.59	23456.83	1.342E-02	1.732E-02
1234	724	SX254	SLU_ENV_NL	Min	-6611.90	-1989.56	-20588.78	-27.59	-1.744E-02
1234	724	SX241	SLU_ENV_NL	Min	-7082.13	-2118.65	-20107.89	-1.604E-02	-1.744E-02
1234	724	DX241	SLU_ENV_NL	Min	-3833.43	-1156.02	-19811.91	-1.604E-02	-43.20
1234	724	DX254	SLU_ENV_NL	Min	-3468.77	-1034.64	-20292.80	-27.59	-43.20

Table: Grid Lines, Part 1 of 2

CoordSys	AxisDir	GridID	XRYZCoord m	LineType	LineColor	Visible	BubbleLoc
GLOBAL	X		-2.92523	Primary	Gray8Dark	Yes	End
GLOBAL	X		0.00000	Primary	Gray8Dark	Yes	End
GLOBAL	X		2.95000	Primary	Gray8Dark	Yes	End
GLOBAL	Y		0.00000	Primary	Gray8Dark	Yes	End
GLOBAL	Z		0.00000	Primary	Gray8Dark	Yes	End
GLOBAL	Z		1.18000	Primary	Gray8Dark	Yes	End

Table: Grid Lines, Part 2 of 2

CoordSys	AllVisible	BubbleSize m
GLOBAL	Yes	2.438400
GLOBAL		
GLOBAL		
GLOBAL		
GLOBAL		
GLOBAL		

Table: Joint Coordinates, Part 1 of 2

Joint	CoordSys	CoordType	XorR m	Y m	Z m	SpecialJt	GlobalX m
DX14	GLOBAL	Cartesian	-2.87523	-1.18000	-28.00000	No	-2.87523
DX15	GLOBAL	Cartesian	-2.72518	-1.18000	-28.00000	No	-2.72518
DX16	GLOBAL	Cartesian	-2.57508	-1.18000	-28.00000	No	-2.57508
DX17	GLOBAL	Cartesian	-1.71605	-1.18000	-28.00000	No	-1.71605
DX18	GLOBAL	Cartesian	-1.28703	-1.18000	-28.00000	No	-1.28703
DX19	GLOBAL	Cartesian	-0.85801	-1.18000	-28.00000	No	-0.85801
DX20	GLOBAL	Cartesian	8.149E-14	-1.18000	-28.00000	No	8.149E-14
DX21	GLOBAL	Cartesian	0.85800	-1.18000	-28.00000	No	0.85800
DX22	GLOBAL	Cartesian	1.28703	-1.18000	-28.00000	No	1.28703
DX23	GLOBAL	Cartesian	1.71605	-1.18000	-28.00000	No	1.71605
DX24	GLOBAL	Cartesian	2.57508	-1.18000	-28.00000	No	2.57508
DX25	GLOBAL	Cartesian	2.72518	-1.18000	-28.00000	No	2.72518
DX26	GLOBAL	Cartesian	2.87523	-1.18000	-28.00000	No	2.87523
DX27	GLOBAL	Cartesian	-2.87523	-1.18000	-27.00000	No	-2.87523



Autorità Portuale di Taranto
Interventi per il dragaggio di 2,3 M m³ di sedimenti in area Molo Polisettoriale e per la realizzazione di un primo lotto della cassa di colmata funzionale all'ampliamento del V Sporgente del Porto di Taranto

Allegati alla relazione di calcolo strutturale allineamento "BC"

Data 05/2016
Rev. B
c.d.c.: C296A
514B



DX28	GLOBAL	Cartesian	-2.72518	-1.18000	-27.00000	No	-2.72518
DX29	GLOBAL	Cartesian	-2.57508	-1.18000	-27.00000	No	-2.57508
DX30	GLOBAL	Cartesian	-1.71605	-1.18000	-27.00000	No	-1.71605
DX31	GLOBAL	Cartesian	-1.28703	-1.18000	-27.00000	No	-1.28703
DX32	GLOBAL	Cartesian	-0.85801	-1.18000	-27.00000	No	-0.85801
DX33	GLOBAL	Cartesian	8.149E-14	-1.18000	-27.00000	No	8.149E-14
DX34	GLOBAL	Cartesian	0.85800	-1.18000	-27.00000	No	0.85800
DX35	GLOBAL	Cartesian	1.28703	-1.18000	-27.00000	No	1.28703
DX36	GLOBAL	Cartesian	1.71605	-1.18000	-27.00000	No	1.71605
DX37	GLOBAL	Cartesian	2.57508	-1.18000	-27.00000	No	2.57508
DX38	GLOBAL	Cartesian	2.72518	-1.18000	-27.00000	No	2.72518
DX39	GLOBAL	Cartesian	2.87523	-1.18000	-27.00000	No	2.87523
DX40	GLOBAL	Cartesian	-2.87523	-1.18000	-26.00000	No	-2.87523
DX41	GLOBAL	Cartesian	-2.72518	-1.18000	-26.00000	No	-2.72518
DX42	GLOBAL	Cartesian	-2.57508	-1.18000	-26.00000	No	-2.57508
DX43	GLOBAL	Cartesian	-1.71605	-1.18000	-26.00000	No	-1.71605
DX44	GLOBAL	Cartesian	-1.28703	-1.18000	-26.00000	No	-1.28703
DX45	GLOBAL	Cartesian	-0.85801	-1.18000	-26.00000	No	-0.85801
DX46	GLOBAL	Cartesian	8.149E-14	-1.18000	-26.00000	No	8.149E-14
DX47	GLOBAL	Cartesian	0.85800	-1.18000	-26.00000	No	0.85800
DX48	GLOBAL	Cartesian	1.28703	-1.18000	-26.00000	No	1.28703
DX49	GLOBAL	Cartesian	1.71605	-1.18000	-26.00000	No	1.71605
DX50	GLOBAL	Cartesian	2.57508	-1.18000	-26.00000	No	2.57508
DX51	GLOBAL	Cartesian	2.72518	-1.18000	-26.00000	No	2.72518
DX52	GLOBAL	Cartesian	2.87523	-1.18000	-26.00000	No	2.87523
DX53	GLOBAL	Cartesian	-2.87523	-1.18000	-25.00000	No	-2.87523
DX54	GLOBAL	Cartesian	-2.72518	-1.18000	-25.00000	No	-2.72518
DX55	GLOBAL	Cartesian	-2.57508	-1.18000	-25.00000	No	-2.57508
DX56	GLOBAL	Cartesian	-1.71605	-1.18000	-25.00000	No	-1.71605
DX57	GLOBAL	Cartesian	-1.28703	-1.18000	-25.00000	No	-1.28703
DX58	GLOBAL	Cartesian	-0.85801	-1.18000	-25.00000	No	-0.85801
DX59	GLOBAL	Cartesian	8.149E-14	-1.18000	-25.00000	No	8.149E-14
DX60	GLOBAL	Cartesian	0.85800	-1.18000	-25.00000	No	0.85800
DX61	GLOBAL	Cartesian	1.28703	-1.18000	-25.00000	No	1.28703
DX62	GLOBAL	Cartesian	1.71605	-1.18000	-25.00000	No	1.71605
DX63	GLOBAL	Cartesian	2.57508	-1.18000	-25.00000	No	2.57508
DX64	GLOBAL	Cartesian	2.72518	-1.18000	-25.00000	No	2.72518
DX65	GLOBAL	Cartesian	2.87523	-1.18000	-25.00000	No	2.87523
DX66	GLOBAL	Cartesian	-2.87523	-1.18000	-24.00000	No	-2.87523
DX67	GLOBAL	Cartesian	-2.72518	-1.18000	-24.00000	No	-2.72518
DX68	GLOBAL	Cartesian	-2.57508	-1.18000	-24.00000	No	-2.57508
DX69	GLOBAL	Cartesian	-1.71605	-1.18000	-24.00000	No	-1.71605
DX70	GLOBAL	Cartesian	-1.28703	-1.18000	-24.00000	No	-1.28703
DX71	GLOBAL	Cartesian	-0.85801	-1.18000	-24.00000	No	-0.85801
DX72	GLOBAL	Cartesian	8.149E-14	-1.18000	-24.00000	No	8.149E-14
DX73	GLOBAL	Cartesian	0.85800	-1.18000	-24.00000	No	0.85800
DX74	GLOBAL	Cartesian	1.28703	-1.18000	-24.00000	No	1.28703
DX75	GLOBAL	Cartesian	1.71605	-1.18000	-24.00000	No	1.71605
DX76	GLOBAL	Cartesian	2.57508	-1.18000	-24.00000	No	2.57508
DX77	GLOBAL	Cartesian	2.72518	-1.18000	-24.00000	No	2.72518
DX78	GLOBAL	Cartesian	2.87523	-1.18000	-24.00000	No	2.87523
DX79	GLOBAL	Cartesian	-2.87523	-1.18000	-23.00000	No	-2.87523
DX80	GLOBAL	Cartesian	-2.72518	-1.18000	-23.00000	No	-2.72518
DX81	GLOBAL	Cartesian	-2.57508	-1.18000	-23.00000	No	-2.57508
DX82	GLOBAL	Cartesian	-1.71605	-1.18000	-23.00000	No	-1.71605
DX83	GLOBAL	Cartesian	-1.28703	-1.18000	-23.00000	No	-1.28703
DX84	GLOBAL	Cartesian	-0.85801	-1.18000	-23.00000	No	-0.85801
DX85	GLOBAL	Cartesian	8.149E-14	-1.18000	-23.00000	No	8.149E-14
DX86	GLOBAL	Cartesian	0.85800	-1.18000	-23.00000	No	0.85800
DX87	GLOBAL	Cartesian	1.28703	-1.18000	-23.00000	No	1.28703
DX88	GLOBAL	Cartesian	1.71605	-1.18000	-23.00000	No	1.71605
DX89	GLOBAL	Cartesian	2.57508	-1.18000	-23.00000	No	2.57508
DX90	GLOBAL	Cartesian	2.72518	-1.18000	-23.00000	No	2.72518
DX91	GLOBAL	Cartesian	2.87523	-1.18000	-23.00000	No	2.87523
DX92	GLOBAL	Cartesian	-2.87523	-1.18000	-22.00000	No	-2.87523
DX93	GLOBAL	Cartesian	-2.72518	-1.18000	-22.00000	No	-2.72518
DX94	GLOBAL	Cartesian	-2.57508	-1.18000	-22.00000	No	-2.57508
DX95	GLOBAL	Cartesian	-1.71605	-1.18000	-22.00000	No	-1.71605
DX96	GLOBAL	Cartesian	-1.28703	-1.18000	-22.00000	No	-1.28703
DX97	GLOBAL	Cartesian	-0.85801	-1.18000	-22.00000	No	-0.85801
DX98	GLOBAL	Cartesian	8.149E-14	-1.18000	-22.00000	No	8.149E-14
DX99	GLOBAL	Cartesian	0.85800	-1.18000	-22.00000	No	0.85800
SX14	GLOBAL	Cartesian	-2.87523	0.00000	-28.00000	Yes	-2.87523
SX15	GLOBAL	Cartesian	-2.71595	0.00000	-28.00000	Yes	-2.71595
SX16	GLOBAL	Cartesian	-2.57508	0.00000	-28.00000	Yes	-2.57508
SX17	GLOBAL	Cartesian	-1.71605	0.00000	-28.00000	Yes	-1.71605
SX18	GLOBAL	Cartesian	-1.28703	0.00000	-28.00000	No	-1.28703
SX19	GLOBAL	Cartesian	-0.85801	0.00000	-28.00000	Yes	-0.85801
SX20	GLOBAL	Cartesian	8.149E-14	0.00000	-28.00000	Yes	8.149E-14
SX21	GLOBAL	Cartesian	0.85800	0.00000	-28.00000	Yes	0.85800
SX22	GLOBAL	Cartesian	1.28703	0.00000	-28.00000	No	1.28703



Autorità Portuale di Taranto
Interventi per il dragaggio di 2,3 M³ di sedimenti in area Molo Polisettoriale e per la realizzazione di un primo lotto della cassa di colmata funzionale all'ampliamento del V Sporgente del Porto di Taranto

Allegati alla relazione di calcolo strutturale allineamento "BC"

Data 05/2016
Rev. B
c.d.c.: C296A
514B

SX23	GLOBAL	Cartesian	1.71605	0.00000	-28.00000	Yes	1.71605
SX24	GLOBAL	Cartesian	2.57508	0.00000	-28.00000	Yes	2.57508
SX25	GLOBAL	Cartesian	2.72516	0.00000	-28.00000	No	2.72516
SX26	GLOBAL	Cartesian	2.87523	0.00000	-28.00000	Yes	2.87523
SX27	GLOBAL	Cartesian	-2.87523	0.00000	-27.00000	Yes	-2.87523
SX28	GLOBAL	Cartesian	-2.71595	0.00000	-27.00000	Yes	-2.71595
SX29	GLOBAL	Cartesian	-2.57508	0.00000	-27.00000	Yes	-2.57508
SX30	GLOBAL	Cartesian	-1.71605	0.00000	-27.00000	Yes	-1.71605
SX31	GLOBAL	Cartesian	-1.28703	0.00000	-27.00000	No	-1.28703
SX32	GLOBAL	Cartesian	-0.85801	0.00000	-27.00000	Yes	-0.85801
SX33	GLOBAL	Cartesian	8.149E-14	0.00000	-27.00000	Yes	8.149E-14
SX34	GLOBAL	Cartesian	0.85800	0.00000	-27.00000	Yes	0.85800
SX35	GLOBAL	Cartesian	1.28703	0.00000	-27.00000	No	1.28703
SX36	GLOBAL	Cartesian	1.71605	0.00000	-27.00000	Yes	1.71605
SX37	GLOBAL	Cartesian	2.57508	0.00000	-27.00000	Yes	2.57508
SX38	GLOBAL	Cartesian	2.72516	0.00000	-27.00000	No	2.72516
SX39	GLOBAL	Cartesian	2.87523	0.00000	-27.00000	Yes	2.87523
SX40	GLOBAL	Cartesian	-2.87523	0.00000	-26.00000	Yes	-2.87523
SX41	GLOBAL	Cartesian	-2.71595	0.00000	-26.00000	Yes	-2.71595
SX42	GLOBAL	Cartesian	-2.57508	0.00000	-26.00000	Yes	-2.57508
SX43	GLOBAL	Cartesian	-1.71605	0.00000	-26.00000	Yes	-1.71605
SX44	GLOBAL	Cartesian	-1.28703	0.00000	-26.00000	No	-1.28703
SX45	GLOBAL	Cartesian	-0.85801	0.00000	-26.00000	Yes	-0.85801
SX46	GLOBAL	Cartesian	8.149E-14	0.00000	-26.00000	Yes	8.149E-14
SX47	GLOBAL	Cartesian	0.85800	0.00000	-26.00000	Yes	0.85800
SX48	GLOBAL	Cartesian	1.28703	0.00000	-26.00000	No	1.28703
SX49	GLOBAL	Cartesian	1.71605	0.00000	-26.00000	Yes	1.71605
SX50	GLOBAL	Cartesian	2.57508	0.00000	-26.00000	Yes	2.57508
SX51	GLOBAL	Cartesian	2.72516	0.00000	-26.00000	No	2.72516
SX52	GLOBAL	Cartesian	2.87523	0.00000	-26.00000	Yes	2.87523
SX53	GLOBAL	Cartesian	-2.87523	0.00000	-25.00000	Yes	-2.87523
SX54	GLOBAL	Cartesian	-2.71595	0.00000	-25.00000	Yes	-2.71595
SX55	GLOBAL	Cartesian	-2.57508	0.00000	-25.00000	Yes	-2.57508
SX56	GLOBAL	Cartesian	-1.71605	0.00000	-25.00000	Yes	-1.71605
SX57	GLOBAL	Cartesian	-1.28703	0.00000	-25.00000	No	-1.28703
SX58	GLOBAL	Cartesian	-0.85801	0.00000	-25.00000	Yes	-0.85801
SX59	GLOBAL	Cartesian	8.149E-14	0.00000	-25.00000	Yes	8.149E-14
SX60	GLOBAL	Cartesian	0.85800	0.00000	-25.00000	Yes	0.85800
SX61	GLOBAL	Cartesian	1.28703	0.00000	-25.00000	No	1.28703
SX62	GLOBAL	Cartesian	1.71605	0.00000	-25.00000	Yes	1.71605
SX63	GLOBAL	Cartesian	2.57508	0.00000	-25.00000	Yes	2.57508
SX64	GLOBAL	Cartesian	2.72516	0.00000	-25.00000	No	2.72516
SX65	GLOBAL	Cartesian	2.87523	0.00000	-25.00000	Yes	2.87523
SX66	GLOBAL	Cartesian	-2.87523	0.00000	-24.00000	Yes	-2.87523
SX67	GLOBAL	Cartesian	-2.71595	0.00000	-24.00000	Yes	-2.71595
SX68	GLOBAL	Cartesian	-2.57508	0.00000	-24.00000	Yes	-2.57508
SX69	GLOBAL	Cartesian	-1.71605	0.00000	-24.00000	Yes	-1.71605
SX70	GLOBAL	Cartesian	-1.28703	0.00000	-24.00000	No	-1.28703
SX71	GLOBAL	Cartesian	-0.85801	0.00000	-24.00000	Yes	-0.85801
SX72	GLOBAL	Cartesian	8.149E-14	0.00000	-24.00000	Yes	8.149E-14
SX73	GLOBAL	Cartesian	0.85800	0.00000	-24.00000	Yes	0.85800
SX74	GLOBAL	Cartesian	1.28703	0.00000	-24.00000	No	1.28703
SX75	GLOBAL	Cartesian	1.71605	0.00000	-24.00000	Yes	1.71605
SX76	GLOBAL	Cartesian	2.57508	0.00000	-24.00000	Yes	2.57508
SX77	GLOBAL	Cartesian	2.72516	0.00000	-24.00000	No	2.72516
SX78	GLOBAL	Cartesian	2.87523	0.00000	-24.00000	Yes	2.87523
SX79	GLOBAL	Cartesian	-2.87523	0.00000	-23.00000	Yes	-2.87523
SX80	GLOBAL	Cartesian	-2.71595	0.00000	-23.00000	Yes	-2.71595
SX81	GLOBAL	Cartesian	-2.57508	0.00000	-23.00000	Yes	-2.57508
SX82	GLOBAL	Cartesian	-1.71605	0.00000	-23.00000	Yes	-1.71605
SX83	GLOBAL	Cartesian	-1.28703	0.00000	-23.00000	No	-1.28703
SX84	GLOBAL	Cartesian	-0.85801	0.00000	-23.00000	Yes	-0.85801
SX85	GLOBAL	Cartesian	8.149E-14	0.00000	-23.00000	Yes	8.149E-14
SX86	GLOBAL	Cartesian	0.85800	0.00000	-23.00000	Yes	0.85800
SX87	GLOBAL	Cartesian	1.28703	0.00000	-23.00000	No	1.28703
SX88	GLOBAL	Cartesian	1.71605	0.00000	-23.00000	Yes	1.71605
SX89	GLOBAL	Cartesian	2.57508	0.00000	-23.00000	Yes	2.57508
SX90	GLOBAL	Cartesian	2.72516	0.00000	-23.00000	No	2.72516
SX91	GLOBAL	Cartesian	2.87523	0.00000	-23.00000	Yes	2.87523
SX92	GLOBAL	Cartesian	-2.87523	0.00000	-22.00000	Yes	-2.87523
SX93	GLOBAL	Cartesian	-2.71595	0.00000	-22.00000	Yes	-2.71595
SX94	GLOBAL	Cartesian	-2.57508	0.00000	-22.00000	Yes	-2.57508
SX95	GLOBAL	Cartesian	-1.71605	0.00000	-22.00000	Yes	-1.71605
SX96	GLOBAL	Cartesian	-1.28703	0.00000	-22.00000	No	-1.28703
SX97	GLOBAL	Cartesian	-0.85801	0.00000	-22.00000	Yes	-0.85801
SX98	GLOBAL	Cartesian	8.149E-14	0.00000	-22.00000	Yes	8.149E-14
SX99	GLOBAL	Cartesian	0.85800	0.00000	-22.00000	Yes	0.85800
DX100	GLOBAL	Cartesian	1.28703	-1.18000	-22.00000	No	1.28703
DX101	GLOBAL	Cartesian	1.71605	-1.18000	-22.00000	No	1.71605
DX102	GLOBAL	Cartesian	2.57508	-1.18000	-22.00000	No	2.57508
DX103	GLOBAL	Cartesian	2.72518	-1.18000	-22.00000	No	2.72518



DX104	GLOBAL	Cartesian	2.87523	-1.18000	-22.00000	No	2.87523
DX105	GLOBAL	Cartesian	-2.87523	-1.18000	-21.00000	No	-2.87523
DX106	GLOBAL	Cartesian	-2.72518	-1.18000	-21.00000	No	-2.72518
DX107	GLOBAL	Cartesian	-2.57508	-1.18000	-21.00000	No	-2.57508
DX108	GLOBAL	Cartesian	-1.71605	-1.18000	-21.00000	No	-1.71605
DX109	GLOBAL	Cartesian	-1.28703	-1.18000	-21.00000	No	-1.28703
DX110	GLOBAL	Cartesian	-0.85801	-1.18000	-21.00000	No	-0.85801
DX111	GLOBAL	Cartesian	8.149E-14	-1.18000	-21.00000	No	8.149E-14
DX112	GLOBAL	Cartesian	0.85800	-1.18000	-21.00000	No	0.85800
DX113	GLOBAL	Cartesian	1.28703	-1.18000	-21.00000	No	1.28703
DX114	GLOBAL	Cartesian	1.71605	-1.18000	-21.00000	No	1.71605
DX115	GLOBAL	Cartesian	2.57508	-1.18000	-21.00000	No	2.57508
DX116	GLOBAL	Cartesian	2.72518	-1.18000	-21.00000	No	2.72518
DX117	GLOBAL	Cartesian	2.87523	-1.18000	-21.00000	No	2.87523
DX118	GLOBAL	Cartesian	-2.87523	-1.18000	-20.00000	No	-2.87523
DX119	GLOBAL	Cartesian	-2.72518	-1.18000	-20.00000	No	-2.72518
DX120	GLOBAL	Cartesian	-2.57508	-1.18000	-20.00000	No	-2.57508
DX121	GLOBAL	Cartesian	-1.71605	-1.18000	-20.00000	No	-1.71605
DX122	GLOBAL	Cartesian	-1.28703	-1.18000	-20.00000	No	-1.28703
DX123	GLOBAL	Cartesian	-0.85801	-1.18000	-20.00000	No	-0.85801
DX124	GLOBAL	Cartesian	8.149E-14	-1.18000	-20.00000	No	8.149E-14
DX125	GLOBAL	Cartesian	0.85800	-1.18000	-20.00000	No	0.85800
DX126	GLOBAL	Cartesian	1.28703	-1.18000	-20.00000	No	1.28703
DX127	GLOBAL	Cartesian	1.71605	-1.18000	-20.00000	No	1.71605
DX128	GLOBAL	Cartesian	2.57508	-1.18000	-20.00000	No	2.57508
DX129	GLOBAL	Cartesian	2.72518	-1.18000	-20.00000	No	2.72518
DX130	GLOBAL	Cartesian	2.87523	-1.18000	-20.00000	No	2.87523
DX131	GLOBAL	Cartesian	-2.87523	-1.18000	-19.00000	No	-2.87523
DX132	GLOBAL	Cartesian	-2.72518	-1.18000	-19.00000	No	-2.72518
DX133	GLOBAL	Cartesian	-2.57508	-1.18000	-19.00000	No	-2.57508
DX134	GLOBAL	Cartesian	-1.71605	-1.18000	-19.00000	No	-1.71605
DX135	GLOBAL	Cartesian	-1.28703	-1.18000	-19.00000	No	-1.28703
DX136	GLOBAL	Cartesian	-0.85801	-1.18000	-19.00000	No	-0.85801
DX137	GLOBAL	Cartesian	8.149E-14	-1.18000	-19.00000	No	8.149E-14
DX138	GLOBAL	Cartesian	0.85800	-1.18000	-19.00000	No	0.85800
DX139	GLOBAL	Cartesian	1.28703	-1.18000	-19.00000	No	1.28703
DX140	GLOBAL	Cartesian	1.71605	-1.18000	-19.00000	No	1.71605
DX141	GLOBAL	Cartesian	2.57508	-1.18000	-19.00000	No	2.57508
DX142	GLOBAL	Cartesian	2.72518	-1.18000	-19.00000	No	2.72518
DX143	GLOBAL	Cartesian	2.87523	-1.18000	-19.00000	No	2.87523
DX144	GLOBAL	Cartesian	-2.87523	-1.18000	-18.00000	No	-2.87523
DX145	GLOBAL	Cartesian	-2.72518	-1.18000	-18.00000	No	-2.72518
DX146	GLOBAL	Cartesian	-2.57508	-1.18000	-18.00000	No	-2.57508
DX147	GLOBAL	Cartesian	-1.71605	-1.18000	-18.00000	No	-1.71605
DX148	GLOBAL	Cartesian	-1.28703	-1.18000	-18.00000	No	-1.28703
DX149	GLOBAL	Cartesian	-0.85801	-1.18000	-18.00000	No	-0.85801
DX150	GLOBAL	Cartesian	8.149E-14	-1.18000	-18.00000	No	8.149E-14
DX151	GLOBAL	Cartesian	0.85800	-1.18000	-18.00000	No	0.85800
DX152	GLOBAL	Cartesian	1.28703	-1.18000	-18.00000	No	1.28703
DX153	GLOBAL	Cartesian	1.71605	-1.18000	-18.00000	No	1.71605
DX154	GLOBAL	Cartesian	2.57508	-1.18000	-18.00000	No	2.57508
DX155	GLOBAL	Cartesian	2.72518	-1.18000	-18.00000	No	2.72518
DX156	GLOBAL	Cartesian	2.87523	-1.18000	-18.00000	No	2.87523
DX157	GLOBAL	Cartesian	-2.87523	-1.18000	-17.00000	No	-2.87523
DX158	GLOBAL	Cartesian	-2.72518	-1.18000	-17.00000	No	-2.72518
DX159	GLOBAL	Cartesian	-2.57508	-1.18000	-17.00000	No	-2.57508
DX160	GLOBAL	Cartesian	-1.71605	-1.18000	-17.00000	No	-1.71605
DX161	GLOBAL	Cartesian	-1.28703	-1.18000	-17.00000	No	-1.28703
DX162	GLOBAL	Cartesian	-0.85801	-1.18000	-17.00000	No	-0.85801
DX163	GLOBAL	Cartesian	8.149E-14	-1.18000	-17.00000	No	8.149E-14
DX164	GLOBAL	Cartesian	0.85800	-1.18000	-17.00000	No	0.85800
DX165	GLOBAL	Cartesian	1.28703	-1.18000	-17.00000	No	1.28703
DX166	GLOBAL	Cartesian	1.71605	-1.18000	-17.00000	No	1.71605
DX167	GLOBAL	Cartesian	2.57508	-1.18000	-17.00000	No	2.57508
DX168	GLOBAL	Cartesian	2.72518	-1.18000	-17.00000	No	2.72518
DX169	GLOBAL	Cartesian	2.87523	-1.18000	-17.00000	No	2.87523
DX170	GLOBAL	Cartesian	-2.87523	-1.18000	-16.00000	No	-2.87523
DX171	GLOBAL	Cartesian	-2.72518	-1.18000	-16.00000	No	-2.72518
DX172	GLOBAL	Cartesian	-2.57508	-1.18000	-16.00000	No	-2.57508
DX173	GLOBAL	Cartesian	-1.71605	-1.18000	-16.00000	No	-1.71605
DX174	GLOBAL	Cartesian	-1.28703	-1.18000	-16.00000	No	-1.28703
DX175	GLOBAL	Cartesian	-0.85801	-1.18000	-16.00000	No	-0.85801
DX176	GLOBAL	Cartesian	8.149E-14	-1.18000	-16.00000	No	8.149E-14
DX177	GLOBAL	Cartesian	0.85800	-1.18000	-16.00000	No	0.85800
DX178	GLOBAL	Cartesian	1.28703	-1.18000	-16.00000	No	1.28703
DX179	GLOBAL	Cartesian	1.71605	-1.18000	-16.00000	No	1.71605
DX180	GLOBAL	Cartesian	2.57508	-1.18000	-16.00000	No	2.57508
DX181	GLOBAL	Cartesian	2.72518	-1.18000	-16.00000	No	2.72518
DX182	GLOBAL	Cartesian	2.87523	-1.18000	-16.00000	No	2.87523
DX183	GLOBAL	Cartesian	-2.87523	-1.18000	-15.00000	No	-2.87523
DX184	GLOBAL	Cartesian	-2.72518	-1.18000	-15.00000	No	-2.72518



Autorità Portuale di Taranto
Interventi per il dragaggio di 2,3 M m³ di sedimenti in area Molo Polisettoriale e per la realizzazione di un primo lotto della cassa di colmata funzionale all'ampliamento del V Sporgente del Porto di Taranto

Allegati alla relazione di calcolo strutturale allineamento "BC"

Data 05/2016
Rev. B
c.d.c.: C296A
514B



DX185	GLOBAL	Cartesian	-2.57508	-1.18000	-15.00000	No	-2.57508
DX186	GLOBAL	Cartesian	-1.71605	-1.18000	-15.00000	No	-1.71605
DX187	GLOBAL	Cartesian	-1.28703	-1.18000	-15.00000	No	-1.28703
DX188	GLOBAL	Cartesian	-0.85801	-1.18000	-15.00000	No	-0.85801
DX189	GLOBAL	Cartesian	8.149E-14	-1.18000	-15.00000	No	8.149E-14
DX190	GLOBAL	Cartesian	0.85800	-1.18000	-15.00000	No	0.85800
DX191	GLOBAL	Cartesian	1.28703	-1.18000	-15.00000	No	1.28703
DX192	GLOBAL	Cartesian	1.71605	-1.18000	-15.00000	No	1.71605
DX193	GLOBAL	Cartesian	2.57508	-1.18000	-15.00000	No	2.57508
DX194	GLOBAL	Cartesian	2.72518	-1.18000	-15.00000	No	2.72518
DX195	GLOBAL	Cartesian	2.87523	-1.18000	-15.00000	No	2.87523
DX196	GLOBAL	Cartesian	-2.87523	-1.18000	-14.00000	No	-2.87523
DX197	GLOBAL	Cartesian	-2.72518	-1.18000	-14.00000	No	-2.72518
DX198	GLOBAL	Cartesian	-2.57508	-1.18000	-14.00000	No	-2.57508
DX199	GLOBAL	Cartesian	-1.71605	-1.18000	-14.00000	No	-1.71605
DX200	GLOBAL	Cartesian	-1.28703	-1.18000	-14.00000	No	-1.28703
DX201	GLOBAL	Cartesian	-0.85801	-1.18000	-14.00000	No	-0.85801
DX202	GLOBAL	Cartesian	8.149E-14	-1.18000	-14.00000	No	8.149E-14
DX203	GLOBAL	Cartesian	0.85800	-1.18000	-14.00000	No	0.85800
DX204	GLOBAL	Cartesian	1.28703	-1.18000	-14.00000	No	1.28703
DX205	GLOBAL	Cartesian	1.71605	-1.18000	-14.00000	No	1.71605
DX206	GLOBAL	Cartesian	2.57508	-1.18000	-14.00000	No	2.57508
DX207	GLOBAL	Cartesian	2.72518	-1.18000	-14.00000	No	2.72518
DX208	GLOBAL	Cartesian	2.87523	-1.18000	-14.00000	No	2.87523
DX209	GLOBAL	Cartesian	-2.87523	-1.18000	-13.00000	No	-2.87523
DX210	GLOBAL	Cartesian	-2.72518	-1.18000	-13.00000	No	-2.72518
DX211	GLOBAL	Cartesian	-2.57508	-1.18000	-13.00000	No	-2.57508
DX212	GLOBAL	Cartesian	-1.71605	-1.18000	-13.00000	No	-1.71605
DX213	GLOBAL	Cartesian	-1.28703	-1.18000	-13.00000	No	-1.28703
DX214	GLOBAL	Cartesian	-0.85801	-1.18000	-13.00000	No	-0.85801
DX215	GLOBAL	Cartesian	8.149E-14	-1.18000	-13.00000	No	8.149E-14
DX216	GLOBAL	Cartesian	0.85800	-1.18000	-13.00000	No	0.85800
DX217	GLOBAL	Cartesian	1.28703	-1.18000	-13.00000	No	1.28703
DX218	GLOBAL	Cartesian	1.71605	-1.18000	-13.00000	No	1.71605
DX219	GLOBAL	Cartesian	2.57508	-1.18000	-13.00000	No	2.57508
DX220	GLOBAL	Cartesian	2.72518	-1.18000	-13.00000	No	2.72518
DX221	GLOBAL	Cartesian	2.87523	-1.18000	-13.00000	No	2.87523
DX222	GLOBAL	Cartesian	-2.87523	-1.18000	-12.00000	No	-2.87523
DX223	GLOBAL	Cartesian	-2.72518	-1.18000	-12.00000	No	-2.72518
DX224	GLOBAL	Cartesian	-2.57508	-1.18000	-12.00000	No	-2.57508
DX225	GLOBAL	Cartesian	-1.71605	-1.18000	-12.00000	No	-1.71605
DX226	GLOBAL	Cartesian	-1.28703	-1.18000	-12.00000	No	-1.28703
DX227	GLOBAL	Cartesian	-0.85801	-1.18000	-12.00000	No	-0.85801
DX228	GLOBAL	Cartesian	8.149E-14	-1.18000	-12.00000	No	8.149E-14
DX229	GLOBAL	Cartesian	0.85800	-1.18000	-12.00000	No	0.85800
DX230	GLOBAL	Cartesian	1.28703	-1.18000	-12.00000	No	1.28703
DX231	GLOBAL	Cartesian	1.71605	-1.18000	-12.00000	No	1.71605
DX232	GLOBAL	Cartesian	2.57508	-1.18000	-12.00000	No	2.57508
DX233	GLOBAL	Cartesian	2.72518	-1.18000	-12.00000	No	2.72518
DX234	GLOBAL	Cartesian	2.87523	-1.18000	-12.00000	No	2.87523
DX235	GLOBAL	Cartesian	-2.87523	-1.18000	-11.00000	No	-2.87523
DX236	GLOBAL	Cartesian	-2.72518	-1.18000	-11.00000	No	-2.72518
DX237	GLOBAL	Cartesian	-2.57508	-1.18000	-11.00000	No	-2.57508
DX238	GLOBAL	Cartesian	-1.71605	-1.18000	-11.00000	No	-1.71605
DX239	GLOBAL	Cartesian	-1.28703	-1.18000	-11.00000	No	-1.28703
DX240	GLOBAL	Cartesian	-0.85801	-1.18000	-11.00000	No	-0.85801
DX241	GLOBAL	Cartesian	8.149E-14	-1.18000	-11.00000	No	8.149E-14
DX242	GLOBAL	Cartesian	0.85800	-1.18000	-11.00000	No	0.85800
DX243	GLOBAL	Cartesian	1.28703	-1.18000	-11.00000	No	1.28703
DX244	GLOBAL	Cartesian	1.71605	-1.18000	-11.00000	No	1.71605
DX245	GLOBAL	Cartesian	2.57508	-1.18000	-11.00000	No	2.57508
DX246	GLOBAL	Cartesian	2.72518	-1.18000	-11.00000	No	2.72518
DX247	GLOBAL	Cartesian	2.87523	-1.18000	-11.00000	No	2.87523
DX248	GLOBAL	Cartesian	-2.87523	-1.18000	-10.00000	No	-2.87523
DX249	GLOBAL	Cartesian	-2.72518	-1.18000	-10.00000	No	-2.72518
DX250	GLOBAL	Cartesian	-2.57508	-1.18000	-10.00000	No	-2.57508
DX251	GLOBAL	Cartesian	-1.71605	-1.18000	-10.00000	No	-1.71605
DX252	GLOBAL	Cartesian	-1.28703	-1.18000	-10.00000	No	-1.28703
DX253	GLOBAL	Cartesian	-0.85801	-1.18000	-10.00000	No	-0.85801
DX254	GLOBAL	Cartesian	8.149E-14	-1.18000	-10.00000	No	8.149E-14
DX255	GLOBAL	Cartesian	0.85800	-1.18000	-10.00000	No	0.85800
DX256	GLOBAL	Cartesian	1.28703	-1.18000	-10.00000	No	1.28703
DX257	GLOBAL	Cartesian	1.71605	-1.18000	-10.00000	No	1.71605
DX258	GLOBAL	Cartesian	2.57508	-1.18000	-10.00000	No	2.57508
DX259	GLOBAL	Cartesian	2.72518	-1.18000	-10.00000	No	2.72518
DX260	GLOBAL	Cartesian	2.87523	-1.18000	-10.00000	No	2.87523
DX261	GLOBAL	Cartesian	-2.87523	-1.18000	-9.00000	No	-2.87523
DX262	GLOBAL	Cartesian	-2.72518	-1.18000	-9.00000	No	-2.72518
DX263	GLOBAL	Cartesian	-2.57508	-1.18000	-9.00000	No	-2.57508
DX264	GLOBAL	Cartesian	-1.71605	-1.18000	-9.00000	No	-1.71605
DX265	GLOBAL	Cartesian	-1.28703	-1.18000	-9.00000	No	-1.28703



Autorità Portuale di Taranto
Interventi per il dragaggio di 2,3 M m³ di sedimenti in area Molo Polisettoriale e per la realizzazione di un primo lotto della cassa di colmata funzionale all'ampliamento del V Sporgente del Porto di Taranto

Allegati alla relazione di calcolo strutturale allineamento "BC"

Data 05/2016
Rev. B
c.d.c.: C296A
514B

DX266	GLOBAL	Cartesian	-0.85801	-1.18000	-9.00000	No	-0.85801
DX267	GLOBAL	Cartesian	8.149E-14	-1.18000	-9.00000	No	8.149E-14
DX268	GLOBAL	Cartesian	0.85800	-1.18000	-9.00000	No	0.85800
DX269	GLOBAL	Cartesian	1.28703	-1.18000	-9.00000	No	1.28703
DX270	GLOBAL	Cartesian	1.71605	-1.18000	-9.00000	No	1.71605
DX271	GLOBAL	Cartesian	2.57508	-1.18000	-9.00000	No	2.57508
DX272	GLOBAL	Cartesian	2.72518	-1.18000	-9.00000	No	2.72518
DX273	GLOBAL	Cartesian	2.87523	-1.18000	-9.00000	No	2.87523
DX274	GLOBAL	Cartesian	-2.87523	-1.18000	-8.00000	No	-2.87523
DX275	GLOBAL	Cartesian	-2.72518	-1.18000	-8.00000	No	-2.72518
DX276	GLOBAL	Cartesian	-2.57508	-1.18000	-8.00000	No	-2.57508
DX277	GLOBAL	Cartesian	-1.71605	-1.18000	-8.00000	No	-1.71605
DX278	GLOBAL	Cartesian	-1.28703	-1.18000	-8.00000	No	-1.28703
DX279	GLOBAL	Cartesian	-0.85801	-1.18000	-8.00000	No	-0.85801
DX280	GLOBAL	Cartesian	8.149E-14	-1.18000	-8.00000	No	8.149E-14
DX281	GLOBAL	Cartesian	0.85800	-1.18000	-8.00000	No	0.85800
DX282	GLOBAL	Cartesian	1.28703	-1.18000	-8.00000	No	1.28703
DX283	GLOBAL	Cartesian	1.71605	-1.18000	-8.00000	No	1.71605
DX284	GLOBAL	Cartesian	2.57508	-1.18000	-8.00000	No	2.57508
DX285	GLOBAL	Cartesian	2.72518	-1.18000	-8.00000	No	2.72518
DX286	GLOBAL	Cartesian	2.87523	-1.18000	-8.00000	No	2.87523
DX287	GLOBAL	Cartesian	-2.87523	-1.18000	-7.00000	No	-2.87523
DX288	GLOBAL	Cartesian	-2.72518	-1.18000	-7.00000	No	-2.72518
DX289	GLOBAL	Cartesian	-2.57508	-1.18000	-7.00000	No	-2.57508
DX290	GLOBAL	Cartesian	-1.71605	-1.18000	-7.00000	No	-1.71605
DX291	GLOBAL	Cartesian	-1.28703	-1.18000	-7.00000	No	-1.28703
DX292	GLOBAL	Cartesian	-0.85801	-1.18000	-7.00000	No	-0.85801
DX293	GLOBAL	Cartesian	8.149E-14	-1.18000	-7.00000	No	8.149E-14
DX294	GLOBAL	Cartesian	0.85800	-1.18000	-7.00000	No	0.85800
DX295	GLOBAL	Cartesian	1.28703	-1.18000	-7.00000	No	1.28703
DX296	GLOBAL	Cartesian	1.71605	-1.18000	-7.00000	No	1.71605
DX297	GLOBAL	Cartesian	2.57508	-1.18000	-7.00000	No	2.57508
DX298	GLOBAL	Cartesian	2.72518	-1.18000	-7.00000	No	2.72518
DX299	GLOBAL	Cartesian	2.87523	-1.18000	-7.00000	No	2.87523
DX300	GLOBAL	Cartesian	-2.87523	-1.18000	-6.00000	No	-2.87523
DX301	GLOBAL	Cartesian	-2.72518	-1.18000	-6.00000	No	-2.72518
DX302	GLOBAL	Cartesian	-2.57508	-1.18000	-6.00000	No	-2.57508
DX303	GLOBAL	Cartesian	-1.71605	-1.18000	-6.00000	No	-1.71605
DX304	GLOBAL	Cartesian	-1.28703	-1.18000	-6.00000	No	-1.28703
DX305	GLOBAL	Cartesian	-0.85801	-1.18000	-6.00000	No	-0.85801
DX306	GLOBAL	Cartesian	8.149E-14	-1.18000	-6.00000	No	8.149E-14
DX307	GLOBAL	Cartesian	0.85800	-1.18000	-6.00000	No	0.85800
DX308	GLOBAL	Cartesian	1.28703	-1.18000	-6.00000	No	1.28703
DX309	GLOBAL	Cartesian	1.71605	-1.18000	-6.00000	No	1.71605
DX310	GLOBAL	Cartesian	2.57508	-1.18000	-6.00000	No	2.57508
DX311	GLOBAL	Cartesian	2.72518	-1.18000	-6.00000	No	2.72518
DX312	GLOBAL	Cartesian	2.87523	-1.18000	-6.00000	No	2.87523
DX313	GLOBAL	Cartesian	-2.87523	-1.18000	-5.00000	No	-2.87523
DX314	GLOBAL	Cartesian	-2.72518	-1.18000	-5.00000	No	-2.72518
DX315	GLOBAL	Cartesian	-2.57508	-1.18000	-5.00000	No	-2.57508
DX316	GLOBAL	Cartesian	-1.71605	-1.18000	-5.00000	No	-1.71605
DX317	GLOBAL	Cartesian	-1.28703	-1.18000	-5.00000	No	-1.28703
DX318	GLOBAL	Cartesian	-0.85801	-1.18000	-5.00000	No	-0.85801
DX319	GLOBAL	Cartesian	8.149E-14	-1.18000	-5.00000	No	8.149E-14
DX320	GLOBAL	Cartesian	0.85800	-1.18000	-5.00000	No	0.85800
DX321	GLOBAL	Cartesian	1.28703	-1.18000	-5.00000	No	1.28703
DX322	GLOBAL	Cartesian	1.71605	-1.18000	-5.00000	No	1.71605
DX323	GLOBAL	Cartesian	2.57508	-1.18000	-5.00000	No	2.57508
DX324	GLOBAL	Cartesian	2.72518	-1.18000	-5.00000	No	2.72518
DX325	GLOBAL	Cartesian	2.87523	-1.18000	-5.00000	No	2.87523
DX326	GLOBAL	Cartesian	-2.87523	-1.18000	-4.00000	No	-2.87523
DX327	GLOBAL	Cartesian	-2.72518	-1.18000	-4.00000	No	-2.72518
DX328	GLOBAL	Cartesian	-2.57508	-1.18000	-4.00000	No	-2.57508
DX329	GLOBAL	Cartesian	-1.71605	-1.18000	-4.00000	No	-1.71605
DX330	GLOBAL	Cartesian	-1.28703	-1.18000	-4.00000	No	-1.28703
DX331	GLOBAL	Cartesian	-0.85801	-1.18000	-4.00000	No	-0.85801
DX332	GLOBAL	Cartesian	8.149E-14	-1.18000	-4.00000	No	8.149E-14
DX333	GLOBAL	Cartesian	0.85800	-1.18000	-4.00000	No	0.85800
DX334	GLOBAL	Cartesian	1.28703	-1.18000	-4.00000	No	1.28703
DX335	GLOBAL	Cartesian	1.71605	-1.18000	-4.00000	No	1.71605
DX336	GLOBAL	Cartesian	2.57508	-1.18000	-4.00000	No	2.57508
DX337	GLOBAL	Cartesian	2.72518	-1.18000	-4.00000	No	2.72518
DX338	GLOBAL	Cartesian	2.87523	-1.18000	-4.00000	No	2.87523
DX339	GLOBAL	Cartesian	-2.87523	-1.18000	-3.00000	No	-2.87523
DX340	GLOBAL	Cartesian	-2.72518	-1.18000	-3.00000	No	-2.72518
DX341	GLOBAL	Cartesian	-2.57508	-1.18000	-3.00000	No	-2.57508
DX342	GLOBAL	Cartesian	-1.71605	-1.18000	-3.00000	No	-1.71605
DX343	GLOBAL	Cartesian	-1.28703	-1.18000	-3.00000	No	-1.28703
DX344	GLOBAL	Cartesian	-0.85801	-1.18000	-3.00000	No	-0.85801
DX345	GLOBAL	Cartesian	8.149E-14	-1.18000	-3.00000	No	8.149E-14
DX346	GLOBAL	Cartesian	0.85800	-1.18000	-3.00000	No	0.85800

DX347	GLOBAL	Cartesian	1.28703	-1.18000	-3.00000	No	1.28703
DX348	GLOBAL	Cartesian	1.71605	-1.18000	-3.00000	No	1.71605
DX349	GLOBAL	Cartesian	2.57508	-1.18000	-3.00000	No	2.57508
DX350	GLOBAL	Cartesian	2.72518	-1.18000	-3.00000	No	2.72518
DX351	GLOBAL	Cartesian	2.87523	-1.18000	-3.00000	No	2.87523
DX352	GLOBAL	Cartesian	-2.87523	-1.18000	-2.00000	No	-2.87523
DX353	GLOBAL	Cartesian	-2.72518	-1.18000	-2.00000	No	-2.72518
DX354	GLOBAL	Cartesian	-2.57508	-1.18000	-2.00000	No	-2.57508
DX355	GLOBAL	Cartesian	-1.71605	-1.18000	-2.00000	No	-1.71605
DX356	GLOBAL	Cartesian	-1.28703	-1.18000	-2.00000	No	-1.28703
DX357	GLOBAL	Cartesian	-0.85801	-1.18000	-2.00000	No	-0.85801
DX358	GLOBAL	Cartesian	8.149E-14	-1.18000	-2.00000	No	8.149E-14
DX359	GLOBAL	Cartesian	0.85800	-1.18000	-2.00000	No	0.85800
DX360	GLOBAL	Cartesian	1.28703	-1.18000	-2.00000	No	1.28703
DX361	GLOBAL	Cartesian	1.71605	-1.18000	-2.00000	No	1.71605
DX362	GLOBAL	Cartesian	2.57508	-1.18000	-2.00000	No	2.57508
DX363	GLOBAL	Cartesian	2.72518	-1.18000	-2.00000	No	2.72518
DX364	GLOBAL	Cartesian	2.87523	-1.18000	-2.00000	No	2.87523
DX365	GLOBAL	Cartesian	-2.87523	-1.18000	-1.00000	No	-2.87523
DX366	GLOBAL	Cartesian	-2.72518	-1.18000	-1.00000	No	-2.72518
DX367	GLOBAL	Cartesian	-2.57508	-1.18000	-1.00000	No	-2.57508
DX368	GLOBAL	Cartesian	-1.71605	-1.18000	-1.00000	No	-1.71605
DX369	GLOBAL	Cartesian	-1.28703	-1.18000	-1.00000	No	-1.28703
DX370	GLOBAL	Cartesian	-0.85801	-1.18000	-1.00000	No	-0.85801
DX371	GLOBAL	Cartesian	8.149E-14	-1.18000	-1.00000	No	8.149E-14
DX372	GLOBAL	Cartesian	0.85800	-1.18000	-1.00000	No	0.85800
DX373	GLOBAL	Cartesian	1.28703	-1.18000	-1.00000	No	1.28703
DX374	GLOBAL	Cartesian	1.71605	-1.18000	-1.00000	No	1.71605
DX375	GLOBAL	Cartesian	2.57508	-1.18000	-1.00000	No	2.57508
DX376	GLOBAL	Cartesian	2.72518	-1.18000	-1.00000	No	2.72518
DX377	GLOBAL	Cartesian	2.87523	-1.18000	-1.00000	No	2.87523
DX378	GLOBAL	Cartesian	-2.87523	-1.18000	0.00000	No	-2.87523
DX379	GLOBAL	Cartesian	-2.72518	-1.18000	0.00000	No	-2.72518
DX380	GLOBAL	Cartesian	-2.57508	-1.18000	0.00000	No	-2.57508
DX381	GLOBAL	Cartesian	-1.71605	-1.18000	0.00000	No	-1.71605
DX382	GLOBAL	Cartesian	-1.28703	-1.18000	0.00000	No	-1.28703
DX383	GLOBAL	Cartesian	-0.85801	-1.18000	0.00000	No	-0.85801
DX384	GLOBAL	Cartesian	8.149E-14	-1.18000	0.00000	No	8.149E-14
DX385	GLOBAL	Cartesian	0.85800	-1.18000	0.00000	No	0.85800
DX386	GLOBAL	Cartesian	1.28703	-1.18000	0.00000	No	1.28703
DX387	GLOBAL	Cartesian	1.71605	-1.18000	0.00000	No	1.71605
DX388	GLOBAL	Cartesian	2.57508	-1.18000	0.00000	No	2.57508
DX389	GLOBAL	Cartesian	2.72518	-1.18000	0.00000	No	2.72518
DX390	GLOBAL	Cartesian	2.87523	-1.18000	0.00000	No	2.87523
DX391	GLOBAL	Cartesian	-2.87523	-1.18000	1.00000	No	-2.87523
DX392	GLOBAL	Cartesian	-2.72518	-1.18000	1.00000	No	-2.72518
DX393	GLOBAL	Cartesian	-2.57508	-1.18000	1.00000	No	-2.57508
DX394	GLOBAL	Cartesian	-1.71605	-1.18000	1.00000	No	-1.71605
DX395	GLOBAL	Cartesian	-1.28703	-1.18000	1.00000	No	-1.28703
DX396	GLOBAL	Cartesian	-0.85801	-1.18000	1.00000	No	-0.85801
DX397	GLOBAL	Cartesian	8.149E-14	-1.18000	1.00000	No	8.149E-14
DX398	GLOBAL	Cartesian	0.85800	-1.18000	1.00000	No	0.85800
DX399	GLOBAL	Cartesian	1.28703	-1.18000	1.00000	No	1.28703
DX400	GLOBAL	Cartesian	1.71605	-1.18000	1.00000	No	1.71605
DX401	GLOBAL	Cartesian	2.57508	-1.18000	1.00000	No	2.57508
DX402	GLOBAL	Cartesian	2.72518	-1.18000	1.00000	No	2.72518
DX403	GLOBAL	Cartesian	2.87523	-1.18000	1.00000	No	2.87523
DX404	GLOBAL	Cartesian	-2.87523	-1.18000	2.00000	No	-2.87523
DX405	GLOBAL	Cartesian	-2.72518	-1.18000	2.00000	No	-2.72518
DX406	GLOBAL	Cartesian	-2.57508	-1.18000	2.00000	No	-2.57508
DX407	GLOBAL	Cartesian	-1.71605	-1.18000	2.00000	No	-1.71605
DX408	GLOBAL	Cartesian	-1.28703	-1.18000	2.00000	No	-1.28703
DX409	GLOBAL	Cartesian	-0.85801	-1.18000	2.00000	No	-0.85801
DX410	GLOBAL	Cartesian	8.149E-14	-1.18000	2.00000	No	8.149E-14
DX411	GLOBAL	Cartesian	0.85800	-1.18000	2.00000	No	0.85800
DX412	GLOBAL	Cartesian	1.28703	-1.18000	2.00000	No	1.28703
DX413	GLOBAL	Cartesian	1.71605	-1.18000	2.00000	No	1.71605
DX414	GLOBAL	Cartesian	2.57508	-1.18000	2.00000	No	2.57508
DX415	GLOBAL	Cartesian	2.72518	-1.18000	2.00000	No	2.72518
DX416	GLOBAL	Cartesian	2.87523	-1.18000	2.00000	No	2.87523
SX100	GLOBAL	Cartesian	1.28703	0.00000	-22.00000	No	1.28703
SX101	GLOBAL	Cartesian	1.71605	0.00000	-22.00000	Yes	1.71605
SX102	GLOBAL	Cartesian	2.57508	0.00000	-22.00000	Yes	2.57508
SX103	GLOBAL	Cartesian	2.72516	0.00000	-22.00000	No	2.72516
SX104	GLOBAL	Cartesian	2.87523	0.00000	-22.00000	Yes	2.87523
SX105	GLOBAL	Cartesian	-2.87523	0.00000	-21.00000	Yes	-2.87523
SX106	GLOBAL	Cartesian	-2.71595	0.00000	-21.00000	Yes	-2.71595
SX107	GLOBAL	Cartesian	-2.57508	0.00000	-21.00000	Yes	-2.57508
SX108	GLOBAL	Cartesian	-1.71605	0.00000	-21.00000	Yes	-1.71605
SX109	GLOBAL	Cartesian	-1.28703	0.00000	-21.00000	No	-1.28703
SX110	GLOBAL	Cartesian	-0.85801	0.00000	-21.00000	Yes	-0.85801

SX111	GLOBAL	Cartesian	8.149E-14	0.00000	-21.00000	Yes	8.149E-14
SX112	GLOBAL	Cartesian	0.85800	0.00000	-21.00000	Yes	0.85800
SX113	GLOBAL	Cartesian	1.28703	0.00000	-21.00000	No	1.28703
SX114	GLOBAL	Cartesian	1.71605	0.00000	-21.00000	Yes	1.71605
SX115	GLOBAL	Cartesian	2.57508	0.00000	-21.00000	Yes	2.57508
SX116	GLOBAL	Cartesian	2.72516	0.00000	-21.00000	No	2.72516
SX117	GLOBAL	Cartesian	2.87523	0.00000	-21.00000	Yes	2.87523
SX118	GLOBAL	Cartesian	-2.87523	0.00000	-20.00000	Yes	-2.87523
SX119	GLOBAL	Cartesian	-2.71595	0.00000	-20.00000	Yes	-2.71595
SX120	GLOBAL	Cartesian	-2.57508	0.00000	-20.00000	Yes	-2.57508
SX121	GLOBAL	Cartesian	-1.71605	0.00000	-20.00000	Yes	-1.71605
SX122	GLOBAL	Cartesian	-1.28703	0.00000	-20.00000	No	-1.28703
SX123	GLOBAL	Cartesian	-0.85801	0.00000	-20.00000	Yes	-0.85801
SX124	GLOBAL	Cartesian	8.149E-14	0.00000	-20.00000	Yes	8.149E-14
SX125	GLOBAL	Cartesian	0.85800	0.00000	-20.00000	Yes	0.85800
SX126	GLOBAL	Cartesian	1.28703	0.00000	-20.00000	No	1.28703
SX127	GLOBAL	Cartesian	1.71605	0.00000	-20.00000	Yes	1.71605
SX128	GLOBAL	Cartesian	2.57508	0.00000	-20.00000	Yes	2.57508
SX129	GLOBAL	Cartesian	2.72516	0.00000	-20.00000	No	2.72516
SX130	GLOBAL	Cartesian	2.87523	0.00000	-20.00000	Yes	2.87523
SX131	GLOBAL	Cartesian	-2.87523	0.00000	-19.00000	Yes	-2.87523
SX132	GLOBAL	Cartesian	-2.71595	0.00000	-19.00000	Yes	-2.71595
SX133	GLOBAL	Cartesian	-2.57508	0.00000	-19.00000	Yes	-2.57508
SX134	GLOBAL	Cartesian	-1.71605	0.00000	-19.00000	Yes	-1.71605
SX135	GLOBAL	Cartesian	-1.28703	0.00000	-19.00000	No	-1.28703
SX136	GLOBAL	Cartesian	-0.85801	0.00000	-19.00000	Yes	-0.85801
SX137	GLOBAL	Cartesian	8.149E-14	0.00000	-19.00000	Yes	8.149E-14
SX138	GLOBAL	Cartesian	0.85800	0.00000	-19.00000	Yes	0.85800
SX139	GLOBAL	Cartesian	1.28703	0.00000	-19.00000	No	1.28703
SX140	GLOBAL	Cartesian	1.71605	0.00000	-19.00000	Yes	1.71605
SX141	GLOBAL	Cartesian	2.57508	0.00000	-19.00000	Yes	2.57508
SX142	GLOBAL	Cartesian	2.72516	0.00000	-19.00000	No	2.72516
SX143	GLOBAL	Cartesian	2.87523	0.00000	-19.00000	Yes	2.87523
SX144	GLOBAL	Cartesian	-2.87523	0.00000	-18.00000	Yes	-2.87523
SX145	GLOBAL	Cartesian	-2.71595	0.00000	-18.00000	Yes	-2.71595
SX146	GLOBAL	Cartesian	-2.57508	0.00000	-18.00000	Yes	-2.57508
SX147	GLOBAL	Cartesian	-1.71605	0.00000	-18.00000	Yes	-1.71605
SX148	GLOBAL	Cartesian	-1.28703	0.00000	-18.00000	No	-1.28703
SX149	GLOBAL	Cartesian	-0.85801	0.00000	-18.00000	Yes	-0.85801
SX150	GLOBAL	Cartesian	8.149E-14	0.00000	-18.00000	Yes	8.149E-14
SX151	GLOBAL	Cartesian	0.85800	0.00000	-18.00000	Yes	0.85800
SX152	GLOBAL	Cartesian	1.28703	0.00000	-18.00000	No	1.28703
SX153	GLOBAL	Cartesian	1.71605	0.00000	-18.00000	Yes	1.71605
SX154	GLOBAL	Cartesian	2.57508	0.00000	-18.00000	Yes	2.57508
SX155	GLOBAL	Cartesian	2.72516	0.00000	-18.00000	No	2.72516
SX156	GLOBAL	Cartesian	2.87523	0.00000	-18.00000	Yes	2.87523
SX157	GLOBAL	Cartesian	-2.87523	0.00000	-17.00000	Yes	-2.87523
SX158	GLOBAL	Cartesian	-2.71595	0.00000	-17.00000	Yes	-2.71595
SX159	GLOBAL	Cartesian	-2.57508	0.00000	-17.00000	Yes	-2.57508
SX160	GLOBAL	Cartesian	-1.71605	0.00000	-17.00000	Yes	-1.71605
SX161	GLOBAL	Cartesian	-1.28703	0.00000	-17.00000	No	-1.28703
SX162	GLOBAL	Cartesian	-0.85801	0.00000	-17.00000	Yes	-0.85801
SX163	GLOBAL	Cartesian	8.149E-14	0.00000	-17.00000	Yes	8.149E-14
SX164	GLOBAL	Cartesian	0.85800	0.00000	-17.00000	Yes	0.85800
SX165	GLOBAL	Cartesian	1.28703	0.00000	-17.00000	No	1.28703
SX166	GLOBAL	Cartesian	1.71605	0.00000	-17.00000	Yes	1.71605
SX167	GLOBAL	Cartesian	2.57508	0.00000	-17.00000	Yes	2.57508
SX168	GLOBAL	Cartesian	2.72516	0.00000	-17.00000	No	2.72516
SX169	GLOBAL	Cartesian	2.87523	0.00000	-17.00000	Yes	2.87523
SX170	GLOBAL	Cartesian	-2.87523	0.00000	-16.00000	Yes	-2.87523
SX171	GLOBAL	Cartesian	-2.71595	0.00000	-16.00000	Yes	-2.71595
SX172	GLOBAL	Cartesian	-2.57508	0.00000	-16.00000	Yes	-2.57508
SX173	GLOBAL	Cartesian	-1.71605	0.00000	-16.00000	Yes	-1.71605
SX174	GLOBAL	Cartesian	-1.28703	0.00000	-16.00000	No	-1.28703
SX175	GLOBAL	Cartesian	-0.85801	0.00000	-16.00000	Yes	-0.85801
SX176	GLOBAL	Cartesian	8.149E-14	0.00000	-16.00000	Yes	8.149E-14
SX177	GLOBAL	Cartesian	0.85800	0.00000	-16.00000	Yes	0.85800
SX178	GLOBAL	Cartesian	1.28703	0.00000	-16.00000	No	1.28703
SX179	GLOBAL	Cartesian	1.71605	0.00000	-16.00000	Yes	1.71605
SX180	GLOBAL	Cartesian	2.57508	0.00000	-16.00000	Yes	2.57508
SX181	GLOBAL	Cartesian	2.72516	0.00000	-16.00000	No	2.72516
SX182	GLOBAL	Cartesian	2.87523	0.00000	-16.00000	Yes	2.87523
SX183	GLOBAL	Cartesian	-2.87523	0.00000	-15.00000	Yes	-2.87523
SX184	GLOBAL	Cartesian	-2.71595	0.00000	-15.00000	Yes	-2.71595
SX185	GLOBAL	Cartesian	-2.57508	0.00000	-15.00000	Yes	-2.57508
SX186	GLOBAL	Cartesian	-1.71605	0.00000	-15.00000	Yes	-1.71605
SX187	GLOBAL	Cartesian	-1.28703	0.00000	-15.00000	No	-1.28703
SX188	GLOBAL	Cartesian	-0.85801	0.00000	-15.00000	Yes	-0.85801
SX189	GLOBAL	Cartesian	8.149E-14	0.00000	-15.00000	Yes	8.149E-14
SX190	GLOBAL	Cartesian	0.85800	0.00000	-15.00000	Yes	0.85800
SX191	GLOBAL	Cartesian	1.28703	0.00000	-15.00000	No	1.28703

SX192	GLOBAL	Cartesian	1.71605	0.00000	-15.00000	Yes	1.71605
SX193	GLOBAL	Cartesian	2.57508	0.00000	-15.00000	Yes	2.57508
SX194	GLOBAL	Cartesian	2.72516	0.00000	-15.00000	No	2.72516
SX195	GLOBAL	Cartesian	2.87523	0.00000	-15.00000	Yes	2.87523
SX196	GLOBAL	Cartesian	-2.87523	0.00000	-14.00000	Yes	-2.87523
SX197	GLOBAL	Cartesian	-2.71595	0.00000	-14.00000	Yes	-2.71595
SX198	GLOBAL	Cartesian	-2.57508	0.00000	-14.00000	Yes	-2.57508
SX199	GLOBAL	Cartesian	-1.71605	0.00000	-14.00000	Yes	-1.71605
SX200	GLOBAL	Cartesian	-1.28703	0.00000	-14.00000	No	-1.28703
SX201	GLOBAL	Cartesian	-0.85801	0.00000	-14.00000	Yes	-0.85801
SX202	GLOBAL	Cartesian	8.149E-14	0.00000	-14.00000	Yes	8.149E-14
SX203	GLOBAL	Cartesian	0.85800	0.00000	-14.00000	Yes	0.85800
SX204	GLOBAL	Cartesian	1.28703	0.00000	-14.00000	No	1.28703
SX205	GLOBAL	Cartesian	1.71605	0.00000	-14.00000	Yes	1.71605
SX206	GLOBAL	Cartesian	2.57508	0.00000	-14.00000	Yes	2.57508
SX207	GLOBAL	Cartesian	2.72516	0.00000	-14.00000	No	2.72516
SX208	GLOBAL	Cartesian	2.87523	0.00000	-14.00000	Yes	2.87523
SX209	GLOBAL	Cartesian	-2.87523	0.00000	-13.00000	Yes	-2.87523
SX210	GLOBAL	Cartesian	-2.71595	0.00000	-13.00000	Yes	-2.71595
SX211	GLOBAL	Cartesian	-2.57508	0.00000	-13.00000	Yes	-2.57508
SX212	GLOBAL	Cartesian	-1.71605	0.00000	-13.00000	Yes	-1.71605
SX213	GLOBAL	Cartesian	-1.28703	0.00000	-13.00000	No	-1.28703
SX214	GLOBAL	Cartesian	-0.85801	0.00000	-13.00000	Yes	-0.85801
SX215	GLOBAL	Cartesian	8.149E-14	0.00000	-13.00000	Yes	8.149E-14
SX216	GLOBAL	Cartesian	0.85800	0.00000	-13.00000	Yes	0.85800
SX217	GLOBAL	Cartesian	1.28703	0.00000	-13.00000	No	1.28703
SX218	GLOBAL	Cartesian	1.71605	0.00000	-13.00000	Yes	1.71605
SX219	GLOBAL	Cartesian	2.57508	0.00000	-13.00000	Yes	2.57508
SX220	GLOBAL	Cartesian	2.72516	0.00000	-13.00000	No	2.72516
SX221	GLOBAL	Cartesian	2.87523	0.00000	-13.00000	Yes	2.87523
SX222	GLOBAL	Cartesian	-2.87523	0.00000	-12.00000	Yes	-2.87523
SX223	GLOBAL	Cartesian	-2.71595	0.00000	-12.00000	Yes	-2.71595
SX224	GLOBAL	Cartesian	-2.57508	0.00000	-12.00000	Yes	-2.57508
SX225	GLOBAL	Cartesian	-1.71605	0.00000	-12.00000	Yes	-1.71605
SX226	GLOBAL	Cartesian	-1.28703	0.00000	-12.00000	No	-1.28703
SX227	GLOBAL	Cartesian	-0.85801	0.00000	-12.00000	Yes	-0.85801
SX228	GLOBAL	Cartesian	8.149E-14	0.00000	-12.00000	Yes	8.149E-14
SX229	GLOBAL	Cartesian	0.85800	0.00000	-12.00000	Yes	0.85800
SX230	GLOBAL	Cartesian	1.28703	0.00000	-12.00000	No	1.28703
SX231	GLOBAL	Cartesian	1.71605	0.00000	-12.00000	Yes	1.71605
SX232	GLOBAL	Cartesian	2.57508	0.00000	-12.00000	Yes	2.57508
SX233	GLOBAL	Cartesian	2.72516	0.00000	-12.00000	No	2.72516
SX234	GLOBAL	Cartesian	2.87523	0.00000	-12.00000	Yes	2.87523
SX235	GLOBAL	Cartesian	-2.87523	0.00000	-11.00000	Yes	-2.87523
SX236	GLOBAL	Cartesian	-2.71595	0.00000	-11.00000	Yes	-2.71595
SX237	GLOBAL	Cartesian	-2.57508	0.00000	-11.00000	Yes	-2.57508
SX238	GLOBAL	Cartesian	-1.71605	0.00000	-11.00000	Yes	-1.71605
SX239	GLOBAL	Cartesian	-1.28703	0.00000	-11.00000	No	-1.28703
SX240	GLOBAL	Cartesian	-0.85801	0.00000	-11.00000	Yes	-0.85801
SX241	GLOBAL	Cartesian	8.149E-14	0.00000	-11.00000	Yes	8.149E-14
SX242	GLOBAL	Cartesian	0.85800	0.00000	-11.00000	Yes	0.85800
SX243	GLOBAL	Cartesian	1.28703	0.00000	-11.00000	No	1.28703
SX244	GLOBAL	Cartesian	1.71605	0.00000	-11.00000	Yes	1.71605
SX245	GLOBAL	Cartesian	2.57508	0.00000	-11.00000	Yes	2.57508
SX246	GLOBAL	Cartesian	2.72516	0.00000	-11.00000	No	2.72516
SX247	GLOBAL	Cartesian	2.87523	0.00000	-11.00000	Yes	2.87523
SX248	GLOBAL	Cartesian	-2.87523	0.00000	-10.00000	Yes	-2.87523
SX249	GLOBAL	Cartesian	-2.71595	0.00000	-10.00000	Yes	-2.71595
SX250	GLOBAL	Cartesian	-2.57508	0.00000	-10.00000	Yes	-2.57508
SX251	GLOBAL	Cartesian	-1.71605	0.00000	-10.00000	Yes	-1.71605
SX252	GLOBAL	Cartesian	-1.28703	0.00000	-10.00000	No	-1.28703
SX253	GLOBAL	Cartesian	-0.85801	0.00000	-10.00000	Yes	-0.85801
SX254	GLOBAL	Cartesian	8.149E-14	0.00000	-10.00000	Yes	8.149E-14
SX255	GLOBAL	Cartesian	0.85800	0.00000	-10.00000	Yes	0.85800
SX256	GLOBAL	Cartesian	1.28703	0.00000	-10.00000	No	1.28703
SX257	GLOBAL	Cartesian	1.71605	0.00000	-10.00000	Yes	1.71605
SX258	GLOBAL	Cartesian	2.57508	0.00000	-10.00000	Yes	2.57508
SX259	GLOBAL	Cartesian	2.72516	0.00000	-10.00000	No	2.72516
SX260	GLOBAL	Cartesian	2.87523	0.00000	-10.00000	Yes	2.87523
SX261	GLOBAL	Cartesian	-2.87523	0.00000	-9.00000	Yes	-2.87523
SX262	GLOBAL	Cartesian	-2.71595	0.00000	-9.00000	Yes	-2.71595
SX263	GLOBAL	Cartesian	-2.57508	0.00000	-9.00000	Yes	-2.57508
SX264	GLOBAL	Cartesian	-1.71605	0.00000	-9.00000	Yes	-1.71605
SX265	GLOBAL	Cartesian	-1.28703	0.00000	-9.00000	No	-1.28703
SX266	GLOBAL	Cartesian	-0.85801	0.00000	-9.00000	Yes	-0.85801
SX267	GLOBAL	Cartesian	8.149E-14	0.00000	-9.00000	Yes	8.149E-14
SX268	GLOBAL	Cartesian	0.85800	0.00000	-9.00000	Yes	0.85800
SX269	GLOBAL	Cartesian	1.28703	0.00000	-9.00000	No	1.28703
SX270	GLOBAL	Cartesian	1.71605	0.00000	-9.00000	Yes	1.71605
SX271	GLOBAL	Cartesian	2.57508	0.00000	-9.00000	Yes	2.57508
SX272	GLOBAL	Cartesian	2.72516	0.00000	-9.00000	No	2.72516



SX273	GLOBAL	Cartesian	2.87523	0.00000	-9.00000	Yes	2.87523
SX274	GLOBAL	Cartesian	-2.87523	0.00000	-8.00000	Yes	-2.87523
SX275	GLOBAL	Cartesian	-2.71595	0.00000	-8.00000	Yes	-2.71595
SX276	GLOBAL	Cartesian	-2.57508	0.00000	-8.00000	Yes	-2.57508
SX277	GLOBAL	Cartesian	-1.71605	0.00000	-8.00000	Yes	-1.71605
SX278	GLOBAL	Cartesian	-1.28703	0.00000	-8.00000	No	-1.28703
SX279	GLOBAL	Cartesian	-0.85801	0.00000	-8.00000	Yes	-0.85801
SX280	GLOBAL	Cartesian	8.149E-14	0.00000	-8.00000	Yes	8.149E-14
SX281	GLOBAL	Cartesian	0.85800	0.00000	-8.00000	Yes	0.85800
SX282	GLOBAL	Cartesian	1.28703	0.00000	-8.00000	No	1.28703
SX283	GLOBAL	Cartesian	1.71605	0.00000	-8.00000	Yes	1.71605
SX284	GLOBAL	Cartesian	2.57508	0.00000	-8.00000	Yes	2.57508
SX285	GLOBAL	Cartesian	2.72516	0.00000	-8.00000	No	2.72516
SX286	GLOBAL	Cartesian	2.87523	0.00000	-8.00000	Yes	2.87523
SX287	GLOBAL	Cartesian	-2.87523	0.00000	-7.00000	Yes	-2.87523
SX288	GLOBAL	Cartesian	-2.71595	0.00000	-7.00000	Yes	-2.71595
SX289	GLOBAL	Cartesian	-2.57508	0.00000	-7.00000	Yes	-2.57508
SX290	GLOBAL	Cartesian	-1.71605	0.00000	-7.00000	Yes	-1.71605
SX291	GLOBAL	Cartesian	-1.28703	0.00000	-7.00000	No	-1.28703
SX292	GLOBAL	Cartesian	-0.85801	0.00000	-7.00000	Yes	-0.85801
SX293	GLOBAL	Cartesian	8.149E-14	0.00000	-7.00000	Yes	8.149E-14
SX294	GLOBAL	Cartesian	0.85800	0.00000	-7.00000	Yes	0.85800
SX295	GLOBAL	Cartesian	1.28703	0.00000	-7.00000	No	1.28703
SX296	GLOBAL	Cartesian	1.71605	0.00000	-7.00000	Yes	1.71605
SX297	GLOBAL	Cartesian	2.57508	0.00000	-7.00000	Yes	2.57508
SX298	GLOBAL	Cartesian	2.72516	0.00000	-7.00000	No	2.72516
SX299	GLOBAL	Cartesian	2.87523	0.00000	-7.00000	Yes	2.87523
SX300	GLOBAL	Cartesian	-2.87523	0.00000	-6.00000	Yes	-2.87523
SX301	GLOBAL	Cartesian	-2.71595	0.00000	-6.00000	Yes	-2.71595
SX302	GLOBAL	Cartesian	-2.57508	0.00000	-6.00000	Yes	-2.57508
SX303	GLOBAL	Cartesian	-1.71605	0.00000	-6.00000	Yes	-1.71605
SX304	GLOBAL	Cartesian	-1.28703	0.00000	-6.00000	No	-1.28703
SX305	GLOBAL	Cartesian	-0.85801	0.00000	-6.00000	Yes	-0.85801
SX306	GLOBAL	Cartesian	8.149E-14	0.00000	-6.00000	Yes	8.149E-14
SX307	GLOBAL	Cartesian	0.85800	0.00000	-6.00000	Yes	0.85800
SX308	GLOBAL	Cartesian	1.28703	0.00000	-6.00000	No	1.28703
SX309	GLOBAL	Cartesian	1.71605	0.00000	-6.00000	Yes	1.71605
SX310	GLOBAL	Cartesian	2.57508	0.00000	-6.00000	Yes	2.57508
SX311	GLOBAL	Cartesian	2.72516	0.00000	-6.00000	No	2.72516
SX312	GLOBAL	Cartesian	2.87523	0.00000	-6.00000	Yes	2.87523
SX313	GLOBAL	Cartesian	-2.87523	0.00000	-5.00000	Yes	-2.87523
SX314	GLOBAL	Cartesian	-2.71595	0.00000	-5.00000	Yes	-2.71595
SX315	GLOBAL	Cartesian	-2.57508	0.00000	-5.00000	Yes	-2.57508
SX316	GLOBAL	Cartesian	-1.71605	0.00000	-5.00000	Yes	-1.71605
SX317	GLOBAL	Cartesian	-1.28703	0.00000	-5.00000	No	-1.28703
SX318	GLOBAL	Cartesian	-0.85801	0.00000	-5.00000	Yes	-0.85801
SX319	GLOBAL	Cartesian	8.149E-14	0.00000	-5.00000	Yes	8.149E-14
SX320	GLOBAL	Cartesian	0.85800	0.00000	-5.00000	Yes	0.85800
SX321	GLOBAL	Cartesian	1.28703	0.00000	-5.00000	No	1.28703
SX322	GLOBAL	Cartesian	1.71605	0.00000	-5.00000	Yes	1.71605
SX323	GLOBAL	Cartesian	2.57508	0.00000	-5.00000	Yes	2.57508
SX324	GLOBAL	Cartesian	2.72516	0.00000	-5.00000	No	2.72516
SX325	GLOBAL	Cartesian	2.87523	0.00000	-5.00000	Yes	2.87523
SX326	GLOBAL	Cartesian	-2.87523	0.00000	-4.00000	Yes	-2.87523
SX327	GLOBAL	Cartesian	-2.71595	0.00000	-4.00000	Yes	-2.71595
SX328	GLOBAL	Cartesian	-2.57508	0.00000	-4.00000	Yes	-2.57508
SX329	GLOBAL	Cartesian	-1.71605	0.00000	-4.00000	Yes	-1.71605
SX330	GLOBAL	Cartesian	-1.28703	0.00000	-4.00000	No	-1.28703
SX331	GLOBAL	Cartesian	-0.85801	0.00000	-4.00000	Yes	-0.85801
SX332	GLOBAL	Cartesian	8.149E-14	0.00000	-4.00000	Yes	8.149E-14
SX333	GLOBAL	Cartesian	0.85800	0.00000	-4.00000	Yes	0.85800
SX334	GLOBAL	Cartesian	1.28703	0.00000	-4.00000	No	1.28703
SX335	GLOBAL	Cartesian	1.71605	0.00000	-4.00000	Yes	1.71605
SX336	GLOBAL	Cartesian	2.57508	0.00000	-4.00000	Yes	2.57508
SX337	GLOBAL	Cartesian	2.72516	0.00000	-4.00000	No	2.72516
SX338	GLOBAL	Cartesian	2.87523	0.00000	-4.00000	Yes	2.87523
SX339	GLOBAL	Cartesian	-2.87523	0.00000	-3.00000	Yes	-2.87523
SX340	GLOBAL	Cartesian	-2.71595	0.00000	-3.00000	Yes	-2.71595
SX341	GLOBAL	Cartesian	-2.57508	0.00000	-3.00000	Yes	-2.57508
SX342	GLOBAL	Cartesian	-1.71605	0.00000	-3.00000	Yes	-1.71605
SX343	GLOBAL	Cartesian	-1.28703	0.00000	-3.00000	No	-1.28703
SX344	GLOBAL	Cartesian	-0.85801	0.00000	-3.00000	Yes	-0.85801
SX345	GLOBAL	Cartesian	8.149E-14	0.00000	-3.00000	Yes	8.149E-14
SX346	GLOBAL	Cartesian	0.85800	0.00000	-3.00000	Yes	0.85800
SX347	GLOBAL	Cartesian	1.28703	0.00000	-3.00000	No	1.28703
SX348	GLOBAL	Cartesian	1.71605	0.00000	-3.00000	Yes	1.71605
SX349	GLOBAL	Cartesian	2.57508	0.00000	-3.00000	Yes	2.57508
SX350	GLOBAL	Cartesian	2.72516	0.00000	-3.00000	No	2.72516
SX351	GLOBAL	Cartesian	2.87523	0.00000	-3.00000	Yes	2.87523
SX352	GLOBAL	Cartesian	-2.87523	0.00000	-2.00000	Yes	-2.87523
SX353	GLOBAL	Cartesian	-2.71595	0.00000	-2.00000	Yes	-2.71595



Autorità Portuale di Taranto
Interventi per il dragaggio di 2,3 M m³ di sedimenti in area Molo Polisettoriale e per la realizzazione di un primo lotto della cassa di colmata funzionale all'ampliamento del V Sporgente del Porto di Taranto

Allegati alla relazione di calcolo strutturale allineamento "BC"

Data 05/2016
Rev. B
c.d.c.: C296A
514B



SX354	GLOBAL	Cartesian	-2.57508	0.00000	-2.00000	Yes	-2.57508
SX355	GLOBAL	Cartesian	-1.71605	0.00000	-2.00000	Yes	-1.71605
SX356	GLOBAL	Cartesian	-1.28703	0.00000	-2.00000	No	-1.28703
SX357	GLOBAL	Cartesian	-0.85801	0.00000	-2.00000	Yes	-0.85801
SX358	GLOBAL	Cartesian	8.149E-14	0.00000	-2.00000	Yes	8.149E-14
SX359	GLOBAL	Cartesian	0.85800	0.00000	-2.00000	Yes	0.85800
SX360	GLOBAL	Cartesian	1.28703	0.00000	-2.00000	No	1.28703
SX361	GLOBAL	Cartesian	1.71605	0.00000	-2.00000	Yes	1.71605
SX362	GLOBAL	Cartesian	2.57508	0.00000	-2.00000	Yes	2.57508
SX363	GLOBAL	Cartesian	2.72516	0.00000	-2.00000	No	2.72516
SX364	GLOBAL	Cartesian	2.87523	0.00000	-2.00000	Yes	2.87523
SX365	GLOBAL	Cartesian	-2.87523	0.00000	-1.00000	Yes	-2.87523
SX366	GLOBAL	Cartesian	-2.71595	0.00000	-1.00000	Yes	-2.71595
SX367	GLOBAL	Cartesian	-2.57508	0.00000	-1.00000	Yes	-2.57508
SX368	GLOBAL	Cartesian	-1.71605	0.00000	-1.00000	Yes	-1.71605
SX369	GLOBAL	Cartesian	-1.28703	0.00000	-1.00000	No	-1.28703
SX370	GLOBAL	Cartesian	-0.85801	0.00000	-1.00000	Yes	-0.85801
SX371	GLOBAL	Cartesian	8.149E-14	0.00000	-1.00000	Yes	8.149E-14
SX372	GLOBAL	Cartesian	0.85800	0.00000	-1.00000	Yes	0.85800
SX373	GLOBAL	Cartesian	1.28703	0.00000	-1.00000	No	1.28703
SX374	GLOBAL	Cartesian	1.71605	0.00000	-1.00000	Yes	1.71605
SX375	GLOBAL	Cartesian	2.57508	0.00000	-1.00000	Yes	2.57508
SX376	GLOBAL	Cartesian	2.72516	0.00000	-1.00000	No	2.72516
SX377	GLOBAL	Cartesian	2.87523	0.00000	-1.00000	Yes	2.87523
SX378	GLOBAL	Cartesian	-2.87523	0.00000	0.00000	Yes	-2.87523
SX379	GLOBAL	Cartesian	-2.71595	0.00000	0.00000	Yes	-2.71595
SX380	GLOBAL	Cartesian	-2.57508	0.00000	0.00000	Yes	-2.57508
SX381	GLOBAL	Cartesian	-1.71605	0.00000	0.00000	Yes	-1.71605
SX382	GLOBAL	Cartesian	-1.28703	0.00000	0.00000	No	-1.28703
SX383	GLOBAL	Cartesian	-0.85801	0.00000	0.00000	Yes	-0.85801
SX384	GLOBAL	Cartesian	8.149E-14	0.00000	0.00000	Yes	8.149E-14
SX385	GLOBAL	Cartesian	0.85800	0.00000	0.00000	Yes	0.85800
SX386	GLOBAL	Cartesian	1.28703	0.00000	0.00000	No	1.28703
SX387	GLOBAL	Cartesian	1.71605	0.00000	0.00000	Yes	1.71605
SX388	GLOBAL	Cartesian	2.57508	0.00000	0.00000	Yes	2.57508
SX389	GLOBAL	Cartesian	2.72516	0.00000	0.00000	No	2.72516
SX390	GLOBAL	Cartesian	2.87523	0.00000	0.00000	Yes	2.87523
SX392	GLOBAL	Cartesian	-2.87523	0.00000	1.00000	No	-2.87523
SX393	GLOBAL	Cartesian	-2.71595	0.00000	1.00000	No	-2.71595
SX394	GLOBAL	Cartesian	-2.57508	0.00000	1.00000	No	-2.57508
SX395	GLOBAL	Cartesian	-1.71605	0.00000	1.00000	No	-1.71605
SX396	GLOBAL	Cartesian	-1.28703	0.00000	1.00000	No	-1.28703
SX397	GLOBAL	Cartesian	-0.85801	0.00000	1.00000	No	-0.85801
SX398	GLOBAL	Cartesian	8.149E-14	0.00000	1.00000	No	8.149E-14
SX399	GLOBAL	Cartesian	0.85800	0.00000	1.00000	No	0.85800
SX400	GLOBAL	Cartesian	1.28703	0.00000	1.00000	No	1.28703
SX401	GLOBAL	Cartesian	1.71605	0.00000	1.00000	No	1.71605
SX402	GLOBAL	Cartesian	2.57508	0.00000	1.00000	No	2.57508
SX403	GLOBAL	Cartesian	2.72516	0.00000	1.00000	No	2.72516
SX404	GLOBAL	Cartesian	2.87523	0.00000	1.00000	No	2.87523
SX405	GLOBAL	Cartesian	-2.87523	0.00000	2.00000	No	-2.87523
SX406	GLOBAL	Cartesian	-2.71595	0.00000	2.00000	No	-2.71595
SX407	GLOBAL	Cartesian	-2.57508	0.00000	2.00000	No	-2.57508
SX408	GLOBAL	Cartesian	-1.71605	0.00000	2.00000	No	-1.71605
SX409	GLOBAL	Cartesian	-1.28703	0.00000	2.00000	No	-1.28703
SX410	GLOBAL	Cartesian	-0.85801	0.00000	2.00000	No	-0.85801
SX411	GLOBAL	Cartesian	8.149E-14	0.00000	2.00000	No	8.149E-14
SX412	GLOBAL	Cartesian	0.85800	0.00000	2.00000	No	0.85800
SX413	GLOBAL	Cartesian	1.28703	0.00000	2.00000	No	1.28703
SX414	GLOBAL	Cartesian	1.71605	0.00000	2.00000	No	1.71605
SX415	GLOBAL	Cartesian	2.57508	0.00000	2.00000	No	2.57508
SX416	GLOBAL	Cartesian	2.72516	0.00000	2.00000	No	2.72516
SX417	GLOBAL	Cartesian	2.87523	0.00000	2.00000	No	2.87523

Table: Joint Coordinates, Part 2 of 2

Joint	GlobalY m	GlobalZ m	GUID
DX14	-1.18000	-28.00000	
DX15	-1.18000	-28.00000	
DX16	-1.18000	-28.00000	
DX17	-1.18000	-28.00000	
DX18	-1.18000	-28.00000	
DX19	-1.18000	-28.00000	
DX20	-1.18000	-28.00000	
DX21	-1.18000	-28.00000	
DX22	-1.18000	-28.00000	
DX23	-1.18000	-28.00000	
DX24	-1.18000	-28.00000	



Autorità Portuale di Taranto
Interventi per il dragaggio di 2,3 M m³ di sedimenti in area Molo Polisettoriale e per la realizzazione di un primo lotto della cassa di colmata funzionale all'ampliamento del V Sporgente del Porto di Taranto

Allegati alla relazione di calcolo strutturale allineamento "BC"

Data 05/2016
Rev. B
c.d.c.: C296A
514B

DX25	-1.18000	-28.00000
DX26	-1.18000	-28.00000
DX27	-1.18000	-27.00000
DX28	-1.18000	-27.00000
DX29	-1.18000	-27.00000
DX30	-1.18000	-27.00000
DX31	-1.18000	-27.00000
DX32	-1.18000	-27.00000
DX33	-1.18000	-27.00000
DX34	-1.18000	-27.00000
DX35	-1.18000	-27.00000
DX36	-1.18000	-27.00000
DX37	-1.18000	-27.00000
DX38	-1.18000	-27.00000
DX39	-1.18000	-27.00000
DX40	-1.18000	-26.00000
DX41	-1.18000	-26.00000
DX42	-1.18000	-26.00000
DX43	-1.18000	-26.00000
DX44	-1.18000	-26.00000
DX45	-1.18000	-26.00000
DX46	-1.18000	-26.00000
DX47	-1.18000	-26.00000
DX48	-1.18000	-26.00000
DX49	-1.18000	-26.00000
DX50	-1.18000	-26.00000
DX51	-1.18000	-26.00000
DX52	-1.18000	-26.00000
DX53	-1.18000	-25.00000
DX54	-1.18000	-25.00000
DX55	-1.18000	-25.00000
DX56	-1.18000	-25.00000
DX57	-1.18000	-25.00000
DX58	-1.18000	-25.00000
DX59	-1.18000	-25.00000
DX60	-1.18000	-25.00000
DX61	-1.18000	-25.00000
DX62	-1.18000	-25.00000
DX63	-1.18000	-25.00000
DX64	-1.18000	-25.00000
DX65	-1.18000	-25.00000
DX66	-1.18000	-24.00000
DX67	-1.18000	-24.00000
DX68	-1.18000	-24.00000
DX69	-1.18000	-24.00000
DX70	-1.18000	-24.00000
DX71	-1.18000	-24.00000
DX72	-1.18000	-24.00000
DX73	-1.18000	-24.00000
DX74	-1.18000	-24.00000
DX75	-1.18000	-24.00000
DX76	-1.18000	-24.00000
DX77	-1.18000	-24.00000
DX78	-1.18000	-24.00000
DX79	-1.18000	-23.00000
DX80	-1.18000	-23.00000
DX81	-1.18000	-23.00000
DX82	-1.18000	-23.00000
DX83	-1.18000	-23.00000
DX84	-1.18000	-23.00000
DX85	-1.18000	-23.00000
DX86	-1.18000	-23.00000
DX87	-1.18000	-23.00000
DX88	-1.18000	-23.00000
DX89	-1.18000	-23.00000
DX90	-1.18000	-23.00000
DX91	-1.18000	-23.00000
DX92	-1.18000	-22.00000
DX93	-1.18000	-22.00000
DX94	-1.18000	-22.00000
DX95	-1.18000	-22.00000
DX96	-1.18000	-22.00000
DX97	-1.18000	-22.00000
DX98	-1.18000	-22.00000
DX99	-1.18000	-22.00000
SX14	0.00000	-28.00000
SX15	0.00000	-28.00000
SX16	0.00000	-28.00000
SX17	0.00000	-28.00000
SX18	0.00000	-28.00000
SX19	0.00000	-28.00000



SX20	0.00000	-28.00000
SX21	0.00000	-28.00000
SX22	0.00000	-28.00000
SX23	0.00000	-28.00000
SX24	0.00000	-28.00000
SX25	0.00000	-28.00000
SX26	0.00000	-28.00000
SX27	0.00000	-27.00000
SX28	0.00000	-27.00000
SX29	0.00000	-27.00000
SX30	0.00000	-27.00000
SX31	0.00000	-27.00000
SX32	0.00000	-27.00000
SX33	0.00000	-27.00000
SX34	0.00000	-27.00000
SX35	0.00000	-27.00000
SX36	0.00000	-27.00000
SX37	0.00000	-27.00000
SX38	0.00000	-27.00000
SX39	0.00000	-27.00000
SX40	0.00000	-26.00000
SX41	0.00000	-26.00000
SX42	0.00000	-26.00000
SX43	0.00000	-26.00000
SX44	0.00000	-26.00000
SX45	0.00000	-26.00000
SX46	0.00000	-26.00000
SX47	0.00000	-26.00000
SX48	0.00000	-26.00000
SX49	0.00000	-26.00000
SX50	0.00000	-26.00000
SX51	0.00000	-26.00000
SX52	0.00000	-26.00000
SX53	0.00000	-25.00000
SX54	0.00000	-25.00000
SX55	0.00000	-25.00000
SX56	0.00000	-25.00000
SX57	0.00000	-25.00000
SX58	0.00000	-25.00000
SX59	0.00000	-25.00000
SX60	0.00000	-25.00000
SX61	0.00000	-25.00000
SX62	0.00000	-25.00000
SX63	0.00000	-25.00000
SX64	0.00000	-25.00000
SX65	0.00000	-25.00000
SX66	0.00000	-24.00000
SX67	0.00000	-24.00000
SX68	0.00000	-24.00000
SX69	0.00000	-24.00000
SX70	0.00000	-24.00000
SX71	0.00000	-24.00000
SX72	0.00000	-24.00000
SX73	0.00000	-24.00000
SX74	0.00000	-24.00000
SX75	0.00000	-24.00000
SX76	0.00000	-24.00000
SX77	0.00000	-24.00000
SX78	0.00000	-24.00000
SX79	0.00000	-23.00000
SX80	0.00000	-23.00000
SX81	0.00000	-23.00000
SX82	0.00000	-23.00000
SX83	0.00000	-23.00000
SX84	0.00000	-23.00000
SX85	0.00000	-23.00000
SX86	0.00000	-23.00000
SX87	0.00000	-23.00000
SX88	0.00000	-23.00000
SX89	0.00000	-23.00000
SX90	0.00000	-23.00000
SX91	0.00000	-23.00000
SX92	0.00000	-22.00000
SX93	0.00000	-22.00000
SX94	0.00000	-22.00000
SX95	0.00000	-22.00000
SX96	0.00000	-22.00000
SX97	0.00000	-22.00000
SX98	0.00000	-22.00000
SX99	0.00000	-22.00000
DX100	-1.18000	-22.00000



Autorità Portuale di Taranto
Interventi per il dragaggio di 2,3 M m³ di sedimenti in area Molo Polisettoriale e per la realizzazione di un primo lotto della cassa di colmata funzionale all'ampliamento del V Sporgente del Porto di Taranto

Allegati alla relazione di calcolo strutturale allineamento "BC"

Data 05/2016
Rev. B
c.d.c.: C296A
514B



DX101	-1.18000	-22.00000
DX102	-1.18000	-22.00000
DX103	-1.18000	-22.00000
DX104	-1.18000	-22.00000
DX105	-1.18000	-21.00000
DX106	-1.18000	-21.00000
DX107	-1.18000	-21.00000
DX108	-1.18000	-21.00000
DX109	-1.18000	-21.00000
DX110	-1.18000	-21.00000
DX111	-1.18000	-21.00000
DX112	-1.18000	-21.00000
DX113	-1.18000	-21.00000
DX114	-1.18000	-21.00000
DX115	-1.18000	-21.00000
DX116	-1.18000	-21.00000
DX117	-1.18000	-21.00000
DX118	-1.18000	-20.00000
DX119	-1.18000	-20.00000
DX120	-1.18000	-20.00000
DX121	-1.18000	-20.00000
DX122	-1.18000	-20.00000
DX123	-1.18000	-20.00000
DX124	-1.18000	-20.00000
DX125	-1.18000	-20.00000
DX126	-1.18000	-20.00000
DX127	-1.18000	-20.00000
DX128	-1.18000	-20.00000
DX129	-1.18000	-20.00000
DX130	-1.18000	-20.00000
DX131	-1.18000	-19.00000
DX132	-1.18000	-19.00000
DX133	-1.18000	-19.00000
DX134	-1.18000	-19.00000
DX135	-1.18000	-19.00000
DX136	-1.18000	-19.00000
DX137	-1.18000	-19.00000
DX138	-1.18000	-19.00000
DX139	-1.18000	-19.00000
DX140	-1.18000	-19.00000
DX141	-1.18000	-19.00000
DX142	-1.18000	-19.00000
DX143	-1.18000	-19.00000
DX144	-1.18000	-18.00000
DX145	-1.18000	-18.00000
DX146	-1.18000	-18.00000
DX147	-1.18000	-18.00000
DX148	-1.18000	-18.00000
DX149	-1.18000	-18.00000
DX150	-1.18000	-18.00000
DX151	-1.18000	-18.00000
DX152	-1.18000	-18.00000
DX153	-1.18000	-18.00000
DX154	-1.18000	-18.00000
DX155	-1.18000	-18.00000
DX156	-1.18000	-18.00000
DX157	-1.18000	-17.00000
DX158	-1.18000	-17.00000
DX159	-1.18000	-17.00000
DX160	-1.18000	-17.00000
DX161	-1.18000	-17.00000
DX162	-1.18000	-17.00000
DX163	-1.18000	-17.00000
DX164	-1.18000	-17.00000
DX165	-1.18000	-17.00000
DX166	-1.18000	-17.00000
DX167	-1.18000	-17.00000
DX168	-1.18000	-17.00000
DX169	-1.18000	-17.00000
DX170	-1.18000	-16.00000
DX171	-1.18000	-16.00000
DX172	-1.18000	-16.00000
DX173	-1.18000	-16.00000
DX174	-1.18000	-16.00000
DX175	-1.18000	-16.00000
DX176	-1.18000	-16.00000
DX177	-1.18000	-16.00000
DX178	-1.18000	-16.00000
DX179	-1.18000	-16.00000
DX180	-1.18000	-16.00000
DX181	-1.18000	-16.00000



Autorità Portuale di Taranto
Interventi per il dragaggio di 2,3 M m³ di sedimenti in area Molo Polisettoriale e per la realizzazione di un primo lotto della cassa di colmata funzionale all'ampliamento del V Sporgente del Porto di Taranto

Allegati alla relazione di calcolo strutturale allineamento "BC"

Data 05/2016
Rev. B
c.d.c.: C296A
514B



ingLuigiSeverini.studio
Ingegneria Italiana



DX182	-1.18000	-16.00000
DX183	-1.18000	-15.00000
DX184	-1.18000	-15.00000
DX185	-1.18000	-15.00000
DX186	-1.18000	-15.00000
DX187	-1.18000	-15.00000
DX188	-1.18000	-15.00000
DX189	-1.18000	-15.00000
DX190	-1.18000	-15.00000
DX191	-1.18000	-15.00000
DX192	-1.18000	-15.00000
DX193	-1.18000	-15.00000
DX194	-1.18000	-15.00000
DX195	-1.18000	-15.00000
DX196	-1.18000	-14.00000
DX197	-1.18000	-14.00000
DX198	-1.18000	-14.00000
DX199	-1.18000	-14.00000
DX200	-1.18000	-14.00000
DX201	-1.18000	-14.00000
DX202	-1.18000	-14.00000
DX203	-1.18000	-14.00000
DX204	-1.18000	-14.00000
DX205	-1.18000	-14.00000
DX206	-1.18000	-14.00000
DX207	-1.18000	-14.00000
DX208	-1.18000	-14.00000
DX209	-1.18000	-13.00000
DX210	-1.18000	-13.00000
DX211	-1.18000	-13.00000
DX212	-1.18000	-13.00000
DX213	-1.18000	-13.00000
DX214	-1.18000	-13.00000
DX215	-1.18000	-13.00000
DX216	-1.18000	-13.00000
DX217	-1.18000	-13.00000
DX218	-1.18000	-13.00000
DX219	-1.18000	-13.00000
DX220	-1.18000	-13.00000
DX221	-1.18000	-13.00000
DX222	-1.18000	-12.00000
DX223	-1.18000	-12.00000
DX224	-1.18000	-12.00000
DX225	-1.18000	-12.00000
DX226	-1.18000	-12.00000
DX227	-1.18000	-12.00000
DX228	-1.18000	-12.00000
DX229	-1.18000	-12.00000
DX230	-1.18000	-12.00000
DX231	-1.18000	-12.00000
DX232	-1.18000	-12.00000
DX233	-1.18000	-12.00000
DX234	-1.18000	-12.00000
DX235	-1.18000	-11.00000
DX236	-1.18000	-11.00000
DX237	-1.18000	-11.00000
DX238	-1.18000	-11.00000
DX239	-1.18000	-11.00000
DX240	-1.18000	-11.00000
DX241	-1.18000	-11.00000
DX242	-1.18000	-11.00000
DX243	-1.18000	-11.00000
DX244	-1.18000	-11.00000
DX245	-1.18000	-11.00000
DX246	-1.18000	-11.00000
DX247	-1.18000	-11.00000
DX248	-1.18000	-10.00000
DX249	-1.18000	-10.00000
DX250	-1.18000	-10.00000
DX251	-1.18000	-10.00000
DX252	-1.18000	-10.00000
DX253	-1.18000	-10.00000
DX254	-1.18000	-10.00000
DX255	-1.18000	-10.00000
DX256	-1.18000	-10.00000
DX257	-1.18000	-10.00000
DX258	-1.18000	-10.00000
DX259	-1.18000	-10.00000
DX260	-1.18000	-10.00000
DX261	-1.18000	-9.00000
DX262	-1.18000	-9.00000



Autorità Portuale di Taranto
Interventi per il dragaggio di 2,3 M m³ di sedimenti in area Molo Polisettoriale e per la realizzazione di un primo lotto della cassa di colmata funzionale all'ampliamento del V Sporgente del Porto di Taranto

Allegati alla relazione di calcolo strutturale allineamento "BC"

Data 05/2016
Rev. B
c.d.c.: C296A
514B

DX263	-1.18000	-9.00000
DX264	-1.18000	-9.00000
DX265	-1.18000	-9.00000
DX266	-1.18000	-9.00000
DX267	-1.18000	-9.00000
DX268	-1.18000	-9.00000
DX269	-1.18000	-9.00000
DX270	-1.18000	-9.00000
DX271	-1.18000	-9.00000
DX272	-1.18000	-9.00000
DX273	-1.18000	-9.00000
DX274	-1.18000	-8.00000
DX275	-1.18000	-8.00000
DX276	-1.18000	-8.00000
DX277	-1.18000	-8.00000
DX278	-1.18000	-8.00000
DX279	-1.18000	-8.00000
DX280	-1.18000	-8.00000
DX281	-1.18000	-8.00000
DX282	-1.18000	-8.00000
DX283	-1.18000	-8.00000
DX284	-1.18000	-8.00000
DX285	-1.18000	-8.00000
DX286	-1.18000	-8.00000
DX287	-1.18000	-7.00000
DX288	-1.18000	-7.00000
DX289	-1.18000	-7.00000
DX290	-1.18000	-7.00000
DX291	-1.18000	-7.00000
DX292	-1.18000	-7.00000
DX293	-1.18000	-7.00000
DX294	-1.18000	-7.00000
DX295	-1.18000	-7.00000
DX296	-1.18000	-7.00000
DX297	-1.18000	-7.00000
DX298	-1.18000	-7.00000
DX299	-1.18000	-7.00000
DX300	-1.18000	-6.00000
DX301	-1.18000	-6.00000
DX302	-1.18000	-6.00000
DX303	-1.18000	-6.00000
DX304	-1.18000	-6.00000
DX305	-1.18000	-6.00000
DX306	-1.18000	-6.00000
DX307	-1.18000	-6.00000
DX308	-1.18000	-6.00000
DX309	-1.18000	-6.00000
DX310	-1.18000	-6.00000
DX311	-1.18000	-6.00000
DX312	-1.18000	-6.00000
DX313	-1.18000	-5.00000
DX314	-1.18000	-5.00000
DX315	-1.18000	-5.00000
DX316	-1.18000	-5.00000
DX317	-1.18000	-5.00000
DX318	-1.18000	-5.00000
DX319	-1.18000	-5.00000
DX320	-1.18000	-5.00000
DX321	-1.18000	-5.00000
DX322	-1.18000	-5.00000
DX323	-1.18000	-5.00000
DX324	-1.18000	-5.00000
DX325	-1.18000	-5.00000
DX326	-1.18000	-4.00000
DX327	-1.18000	-4.00000
DX328	-1.18000	-4.00000
DX329	-1.18000	-4.00000
DX330	-1.18000	-4.00000
DX331	-1.18000	-4.00000
DX332	-1.18000	-4.00000
DX333	-1.18000	-4.00000
DX334	-1.18000	-4.00000
DX335	-1.18000	-4.00000
DX336	-1.18000	-4.00000
DX337	-1.18000	-4.00000
DX338	-1.18000	-4.00000
DX339	-1.18000	-3.00000
DX340	-1.18000	-3.00000
DX341	-1.18000	-3.00000
DX342	-1.18000	-3.00000
DX343	-1.18000	-3.00000



Autorità Portuale di Taranto
Interventi per il dragaggio di 2,3 M m³ di sedimenti in area Molo Polisettoriale e per la realizzazione di un primo lotto della cassa di colmata funzionale all'ampliamento del V Sporgente del Porto di Taranto

Allegati alla relazione di calcolo strutturale allineamento "BC"

Data 05/2016
Rev. B
c.d.c.: C296A
514B



ingLuigiSeverini.studio
Ingegneria Italiana



DX344	-1.18000	-3.00000
DX345	-1.18000	-3.00000
DX346	-1.18000	-3.00000
DX347	-1.18000	-3.00000
DX348	-1.18000	-3.00000
DX349	-1.18000	-3.00000
DX350	-1.18000	-3.00000
DX351	-1.18000	-3.00000
DX352	-1.18000	-2.00000
DX353	-1.18000	-2.00000
DX354	-1.18000	-2.00000
DX355	-1.18000	-2.00000
DX356	-1.18000	-2.00000
DX357	-1.18000	-2.00000
DX358	-1.18000	-2.00000
DX359	-1.18000	-2.00000
DX360	-1.18000	-2.00000
DX361	-1.18000	-2.00000
DX362	-1.18000	-2.00000
DX363	-1.18000	-2.00000
DX364	-1.18000	-2.00000
DX365	-1.18000	-1.00000
DX366	-1.18000	-1.00000
DX367	-1.18000	-1.00000
DX368	-1.18000	-1.00000
DX369	-1.18000	-1.00000
DX370	-1.18000	-1.00000
DX371	-1.18000	-1.00000
DX372	-1.18000	-1.00000
DX373	-1.18000	-1.00000
DX374	-1.18000	-1.00000
DX375	-1.18000	-1.00000
DX376	-1.18000	-1.00000
DX377	-1.18000	-1.00000
DX378	-1.18000	0.00000
DX379	-1.18000	0.00000
DX380	-1.18000	0.00000
DX381	-1.18000	0.00000
DX382	-1.18000	0.00000
DX383	-1.18000	0.00000
DX384	-1.18000	0.00000
DX385	-1.18000	0.00000
DX386	-1.18000	0.00000
DX387	-1.18000	0.00000
DX388	-1.18000	0.00000
DX389	-1.18000	0.00000
DX390	-1.18000	0.00000
DX391	-1.18000	1.00000
DX392	-1.18000	1.00000
DX393	-1.18000	1.00000
DX394	-1.18000	1.00000
DX395	-1.18000	1.00000
DX396	-1.18000	1.00000
DX397	-1.18000	1.00000
DX398	-1.18000	1.00000
DX399	-1.18000	1.00000
DX400	-1.18000	1.00000
DX401	-1.18000	1.00000
DX402	-1.18000	1.00000
DX403	-1.18000	1.00000
DX404	-1.18000	2.00000
DX405	-1.18000	2.00000
DX406	-1.18000	2.00000
DX407	-1.18000	2.00000
DX408	-1.18000	2.00000
DX409	-1.18000	2.00000
DX410	-1.18000	2.00000
DX411	-1.18000	2.00000
DX412	-1.18000	2.00000
DX413	-1.18000	2.00000
DX414	-1.18000	2.00000
DX415	-1.18000	2.00000
DX416	-1.18000	2.00000
SX100	0.00000	-22.00000
SX101	0.00000	-22.00000
SX102	0.00000	-22.00000
SX103	0.00000	-22.00000
SX104	0.00000	-22.00000
SX105	0.00000	-21.00000
SX106	0.00000	-21.00000
SX107	0.00000	-21.00000



Autorità Portuale di Taranto
Interventi per il dragaggio di 2,3 M m³ di sedimenti in area Molo Polisettoriale e per la realizzazione di un primo lotto della cassa di colmata funzionale all'ampliamento del V Sporgente del Porto di Taranto

Allegati alla relazione di calcolo strutturale allineamento "BC"

Data 05/2016
Rev. B
c.d.c.: C296A
514B



ingLuigiSeverini.studio
Ingegneria Italiana



SX108	0.00000	-21.00000
SX109	0.00000	-21.00000
SX110	0.00000	-21.00000
SX111	0.00000	-21.00000
SX112	0.00000	-21.00000
SX113	0.00000	-21.00000
SX114	0.00000	-21.00000
SX115	0.00000	-21.00000
SX116	0.00000	-21.00000
SX117	0.00000	-21.00000
SX118	0.00000	-20.00000
SX119	0.00000	-20.00000
SX120	0.00000	-20.00000
SX121	0.00000	-20.00000
SX122	0.00000	-20.00000
SX123	0.00000	-20.00000
SX124	0.00000	-20.00000
SX125	0.00000	-20.00000
SX126	0.00000	-20.00000
SX127	0.00000	-20.00000
SX128	0.00000	-20.00000
SX129	0.00000	-20.00000
SX130	0.00000	-20.00000
SX131	0.00000	-19.00000
SX132	0.00000	-19.00000
SX133	0.00000	-19.00000
SX134	0.00000	-19.00000
SX135	0.00000	-19.00000
SX136	0.00000	-19.00000
SX137	0.00000	-19.00000
SX138	0.00000	-19.00000
SX139	0.00000	-19.00000
SX140	0.00000	-19.00000
SX141	0.00000	-19.00000
SX142	0.00000	-19.00000
SX143	0.00000	-19.00000
SX144	0.00000	-18.00000
SX145	0.00000	-18.00000
SX146	0.00000	-18.00000
SX147	0.00000	-18.00000
SX148	0.00000	-18.00000
SX149	0.00000	-18.00000
SX150	0.00000	-18.00000
SX151	0.00000	-18.00000
SX152	0.00000	-18.00000
SX153	0.00000	-18.00000
SX154	0.00000	-18.00000
SX155	0.00000	-18.00000
SX156	0.00000	-18.00000
SX157	0.00000	-17.00000
SX158	0.00000	-17.00000
SX159	0.00000	-17.00000
SX160	0.00000	-17.00000
SX161	0.00000	-17.00000
SX162	0.00000	-17.00000
SX163	0.00000	-17.00000
SX164	0.00000	-17.00000
SX165	0.00000	-17.00000
SX166	0.00000	-17.00000
SX167	0.00000	-17.00000
SX168	0.00000	-17.00000
SX169	0.00000	-17.00000
SX170	0.00000	-16.00000
SX171	0.00000	-16.00000
SX172	0.00000	-16.00000
SX173	0.00000	-16.00000
SX174	0.00000	-16.00000
SX175	0.00000	-16.00000
SX176	0.00000	-16.00000
SX177	0.00000	-16.00000
SX178	0.00000	-16.00000
SX179	0.00000	-16.00000
SX180	0.00000	-16.00000
SX181	0.00000	-16.00000
SX182	0.00000	-16.00000
SX183	0.00000	-15.00000
SX184	0.00000	-15.00000
SX185	0.00000	-15.00000
SX186	0.00000	-15.00000
SX187	0.00000	-15.00000
SX188	0.00000	-15.00000



Autorità Portuale di Taranto
Interventi per il dragaggio di 2,3 M m³ di sedimenti in area Molo Polisettoriale e per la realizzazione di un primo lotto della cassa di colmata funzionale all'ampliamento del V Sporgente del Porto di Taranto

Allegati alla relazione di calcolo strutturale allineamento "BC"

Data 05/2016
Rev. B
c.d.c.: C296A
514B



ingLuigiSeverini.studio
Ingegneria Italiana



SX189	0.00000	-15.00000
SX190	0.00000	-15.00000
SX191	0.00000	-15.00000
SX192	0.00000	-15.00000
SX193	0.00000	-15.00000
SX194	0.00000	-15.00000
SX195	0.00000	-15.00000
SX196	0.00000	-14.00000
SX197	0.00000	-14.00000
SX198	0.00000	-14.00000
SX199	0.00000	-14.00000
SX200	0.00000	-14.00000
SX201	0.00000	-14.00000
SX202	0.00000	-14.00000
SX203	0.00000	-14.00000
SX204	0.00000	-14.00000
SX205	0.00000	-14.00000
SX206	0.00000	-14.00000
SX207	0.00000	-14.00000
SX208	0.00000	-14.00000
SX209	0.00000	-13.00000
SX210	0.00000	-13.00000
SX211	0.00000	-13.00000
SX212	0.00000	-13.00000
SX213	0.00000	-13.00000
SX214	0.00000	-13.00000
SX215	0.00000	-13.00000
SX216	0.00000	-13.00000
SX217	0.00000	-13.00000
SX218	0.00000	-13.00000
SX219	0.00000	-13.00000
SX220	0.00000	-13.00000
SX221	0.00000	-13.00000
SX222	0.00000	-12.00000
SX223	0.00000	-12.00000
SX224	0.00000	-12.00000
SX225	0.00000	-12.00000
SX226	0.00000	-12.00000
SX227	0.00000	-12.00000
SX228	0.00000	-12.00000
SX229	0.00000	-12.00000
SX230	0.00000	-12.00000
SX231	0.00000	-12.00000
SX232	0.00000	-12.00000
SX233	0.00000	-12.00000
SX234	0.00000	-12.00000
SX235	0.00000	-11.00000
SX236	0.00000	-11.00000
SX237	0.00000	-11.00000
SX238	0.00000	-11.00000
SX239	0.00000	-11.00000
SX240	0.00000	-11.00000
SX241	0.00000	-11.00000
SX242	0.00000	-11.00000
SX243	0.00000	-11.00000
SX244	0.00000	-11.00000
SX245	0.00000	-11.00000
SX246	0.00000	-11.00000
SX247	0.00000	-11.00000
SX248	0.00000	-10.00000
SX249	0.00000	-10.00000
SX250	0.00000	-10.00000
SX251	0.00000	-10.00000
SX252	0.00000	-10.00000
SX253	0.00000	-10.00000
SX254	0.00000	-10.00000
SX255	0.00000	-10.00000
SX256	0.00000	-10.00000
SX257	0.00000	-10.00000
SX258	0.00000	-10.00000
SX259	0.00000	-10.00000
SX260	0.00000	-10.00000
SX261	0.00000	-9.00000
SX262	0.00000	-9.00000
SX263	0.00000	-9.00000
SX264	0.00000	-9.00000
SX265	0.00000	-9.00000
SX266	0.00000	-9.00000
SX267	0.00000	-9.00000
SX268	0.00000	-9.00000
SX269	0.00000	-9.00000



Autorità Portuale di Taranto
Interventi per il dragaggio di 2,3 M m³ di sedimenti in area Molo Polisettoriale e per la realizzazione di un primo lotto della cassa di colmanta funzionale all'ampliamento del V Sporgente del Porto di Taranto

Allegati alla relazione di calcolo strutturale allineamento "BC"

Data 05/2016
Rev. B
c.d.c.: C296A
514B



ingLuigiSeverini.studio
Ingegneria Italiana



SX270	0.00000	-9.00000
SX271	0.00000	-9.00000
SX272	0.00000	-9.00000
SX273	0.00000	-9.00000
SX274	0.00000	-8.00000
SX275	0.00000	-8.00000
SX276	0.00000	-8.00000
SX277	0.00000	-8.00000
SX278	0.00000	-8.00000
SX279	0.00000	-8.00000
SX280	0.00000	-8.00000
SX281	0.00000	-8.00000
SX282	0.00000	-8.00000
SX283	0.00000	-8.00000
SX284	0.00000	-8.00000
SX285	0.00000	-8.00000
SX286	0.00000	-8.00000
SX287	0.00000	-7.00000
SX288	0.00000	-7.00000
SX289	0.00000	-7.00000
SX290	0.00000	-7.00000
SX291	0.00000	-7.00000
SX292	0.00000	-7.00000
SX293	0.00000	-7.00000
SX294	0.00000	-7.00000
SX295	0.00000	-7.00000
SX296	0.00000	-7.00000
SX297	0.00000	-7.00000
SX298	0.00000	-7.00000
SX299	0.00000	-7.00000
SX300	0.00000	-6.00000
SX301	0.00000	-6.00000
SX302	0.00000	-6.00000
SX303	0.00000	-6.00000
SX304	0.00000	-6.00000
SX305	0.00000	-6.00000
SX306	0.00000	-6.00000
SX307	0.00000	-6.00000
SX308	0.00000	-6.00000
SX309	0.00000	-6.00000
SX310	0.00000	-6.00000
SX311	0.00000	-6.00000
SX312	0.00000	-6.00000
SX313	0.00000	-5.00000
SX314	0.00000	-5.00000
SX315	0.00000	-5.00000
SX316	0.00000	-5.00000
SX317	0.00000	-5.00000
SX318	0.00000	-5.00000
SX319	0.00000	-5.00000
SX320	0.00000	-5.00000
SX321	0.00000	-5.00000
SX322	0.00000	-5.00000
SX323	0.00000	-5.00000
SX324	0.00000	-5.00000
SX325	0.00000	-5.00000
SX326	0.00000	-4.00000
SX327	0.00000	-4.00000
SX328	0.00000	-4.00000
SX329	0.00000	-4.00000
SX330	0.00000	-4.00000
SX331	0.00000	-4.00000
SX332	0.00000	-4.00000
SX333	0.00000	-4.00000
SX334	0.00000	-4.00000
SX335	0.00000	-4.00000
SX336	0.00000	-4.00000
SX337	0.00000	-4.00000
SX338	0.00000	-4.00000
SX339	0.00000	-3.00000
SX340	0.00000	-3.00000
SX341	0.00000	-3.00000
SX342	0.00000	-3.00000
SX343	0.00000	-3.00000
SX344	0.00000	-3.00000
SX345	0.00000	-3.00000
SX346	0.00000	-3.00000
SX347	0.00000	-3.00000
SX348	0.00000	-3.00000
SX349	0.00000	-3.00000
SX350	0.00000	-3.00000



Autorità Portuale di Taranto
Interventi per il dragaggio di 2,3 M m³ di sedimenti in area Molo Polisettoriale e per la realizzazione di un primo lotto della cassa di colmanta funzionale all'ampliamento del V Sporgente del Porto di Taranto

Allegati alla relazione di calcolo strutturale allineamento "BC"

Data 05/2016
Rev. B
c.d.c.: C296A
514B



ingLuigiSeverini.studio
Ingegneria Italiana



SX351	0.00000	-3.00000
SX352	0.00000	-2.00000
SX353	0.00000	-2.00000
SX354	0.00000	-2.00000
SX355	0.00000	-2.00000
SX356	0.00000	-2.00000
SX357	0.00000	-2.00000
SX358	0.00000	-2.00000
SX359	0.00000	-2.00000
SX360	0.00000	-2.00000
SX361	0.00000	-2.00000
SX362	0.00000	-2.00000
SX363	0.00000	-2.00000
SX364	0.00000	-2.00000
SX365	0.00000	-1.00000
SX366	0.00000	-1.00000
SX367	0.00000	-1.00000
SX368	0.00000	-1.00000
SX369	0.00000	-1.00000
SX370	0.00000	-1.00000
SX371	0.00000	-1.00000
SX372	0.00000	-1.00000
SX373	0.00000	-1.00000
SX374	0.00000	-1.00000
SX375	0.00000	-1.00000
SX376	0.00000	-1.00000
SX377	0.00000	-1.00000
SX378	0.00000	0.00000
SX379	0.00000	0.00000
SX380	0.00000	0.00000
SX381	0.00000	0.00000
SX382	0.00000	0.00000
SX383	0.00000	0.00000
SX384	0.00000	0.00000
SX385	0.00000	0.00000
SX386	0.00000	0.00000
SX387	0.00000	0.00000
SX388	0.00000	0.00000
SX389	0.00000	0.00000
SX390	0.00000	0.00000
SX392	0.00000	1.00000
SX393	0.00000	1.00000
SX394	0.00000	1.00000
SX395	0.00000	1.00000
SX396	0.00000	1.00000
SX397	0.00000	1.00000
SX398	0.00000	1.00000
SX399	0.00000	1.00000
SX400	0.00000	1.00000
SX401	0.00000	1.00000
SX402	0.00000	1.00000
SX403	0.00000	1.00000
SX404	0.00000	1.00000
SX405	0.00000	2.00000
SX406	0.00000	2.00000
SX407	0.00000	2.00000
SX408	0.00000	2.00000
SX409	0.00000	2.00000
SX410	0.00000	2.00000
SX411	0.00000	2.00000
SX412	0.00000	2.00000
SX413	0.00000	2.00000
SX414	0.00000	2.00000
SX415	0.00000	2.00000
SX416	0.00000	2.00000
SX417	0.00000	2.00000

Table: Joint Pattern Assignments

Joint	Pattern	Value
SX25	P_INT_MONTE_F	262.699798
SX25	P_INT_MONTE_0	397.599985
SX25	P_V_2	0.000000
SX25	P_V_3	0.000000
SX25	P_V_4	0.000000
SX25	P_V_5	0.000000
SX25	P_M_2	-665.878398
SX25	P_M_3	-632.076660



Autorità Portuale di Taranto
Interventi per il dragaggio di 2,3 M m³ di sedimenti in area Molo Polisettoriale e per la realizzazione di un primo lotto della cassa di colmanta funzionale all'ampliamento del V Sporgente del Porto di Taranto

Allegati alla relazione di calcolo strutturale allineamento "BC"

Data 05/2016
Rev. B
c.d.c.: C296A
514B

SX38	P_INT_MONTE_F	248.499798
SX38	P_INT_MONTE_0	383.399985
SX38	P_V_2	0.000000
SX38	P_V_3	0.000000
SX38	P_V_4	0.000000
SX38	P_V_5	0.000000
SX38	P_M_2	-567.793040
SX38	P_M_3	-628.220713
SX51	P_INT_MONTE_F	234.299798
SX51	P_INT_MONTE_0	369.199985
SX51	P_V_2	0.000000
SX51	P_V_3	0.000000
SX51	P_V_4	0.000000
SX51	P_V_5	0.000000
SX51	P_M_2	-385.186094
SX51	P_M_3	-634.175132
SX64	P_INT_MONTE_F	220.099798
SX64	P_INT_MONTE_0	354.999985
SX64	P_V_2	0.000000
SX64	P_V_3	0.000000
SX64	P_V_4	0.000000
SX64	P_V_5	0.000000
SX64	P_M_2	-286.092017
SX64	P_M_3	-395.384524
SX77	P_INT_MONTE_F	206.195627
SX77	P_INT_MONTE_0	341.095814
SX77	P_V_2	0.000000
SX77	P_V_3	0.000000
SX77	P_V_4	0.000000
SX77	P_V_5	0.000000
SX77	P_M_2	-274.981471
SX77	P_M_3	-415.236883
SX90	P_INT_MONTE_F	191.108127
SX90	P_INT_MONTE_0	326.008314
SX90	P_V_2	0.000000
SX90	P_V_3	0.000000
SX90	P_V_4	0.000000
SX90	P_V_5	0.000000
SX90	P_M_2	-264.124525
SX90	P_M_3	-548.123777
SX103	P_INT_MONTE_F	177.499798
SX103	P_INT_MONTE_0	312.399985
SX103	P_V_2	0.000000
SX103	P_V_3	0.000000
SX103	P_V_4	0.000000
SX103	P_V_5	0.000000
SX103	P_M_2	-248.322531
SX103	P_M_3	-408.220133
SX116	P_INT_MONTE_F	163.299798
SX116	P_INT_MONTE_0	298.199985
SX116	P_V_2	0.000000
SX116	P_V_3	0.000000
SX116	P_V_4	0.000000
SX116	P_V_5	0.000000
SX116	P_M_2	-230.753853
SX116	P_M_3	-388.761306
SX129	P_INT_MONTE_F	149.099798
SX129	P_INT_MONTE_0	283.999985
SX129	P_V_2	0.000000
SX129	P_V_3	0.000000
SX129	P_V_4	0.000000
SX129	P_V_5	0.000000
SX129	P_M_2	-213.273925
SX129	P_M_3	-373.100441
SX142	P_INT_MONTE_F	134.899798
SX142	P_INT_MONTE_0	270.687485
SX142	P_V_2	0.000000
SX142	P_V_3	0.000000
SX142	P_V_4	0.000000
SX142	P_V_5	0.000000
SX142	P_M_2	-195.939754
SX142	P_M_3	-357.504435
SX155	P_INT_MONTE_F	120.699600
SX155	P_INT_MONTE_0	255.599786
SX155	P_V_2	0.000000
SX155	P_V_3	0.000000
SX155	P_V_4	0.000000
SX155	P_V_5	0.000000
SX155	P_M_2	-179.223136
SX155	P_M_3	-340.985720
SX168	P_INT_MONTE_F	106.499798



Autorità Portuale di Taranto
Interventi per il dragaggio di 2,3 M m³ di sedimenti in area Molo Polisettoriale e per la realizzazione di un primo lotto della cassa di colmata funzionale all'ampliamento del V Sporgente del Porto di Taranto

Allegati alla relazione di calcolo strutturale allineamento "BC"

Data 05/2016
Rev. B
c.d.c.: C296A
514B

SX168	P_INT_MONTE_0	240.512485
SX168	P_V_2	0.000000
SX168	P_V_3	0.000000
SX168	P_V_4	0.000000
SX168	P_V_5	0.000000
SX168	P_M_2	-163.246758
SX168	P_M_3	-323.119744
SX181	P_INT_MONTE_F	92.299798
SX181	P_INT_MONTE_0	227.199985
SX181	P_V_2	0.000000
SX181	P_V_3	0.000000
SX181	P_V_4	0.000000
SX181	P_V_5	0.000000
SX181	P_M_2	-147.748951
SX181	P_M_3	-304.393273
SX194	P_INT_MONTE_F	78.099798
SX194	P_INT_MONTE_0	212.999985
SX194	P_V_2	0.000000
SX194	P_V_3	0.000000
SX194	P_V_4	0.000000
SX194	P_V_5	0.000000
SX194	P_M_2	-133.034344
SX194	P_M_3	-283.924322
SX207	P_INT_MONTE_F	63.899798
SX207	P_INT_MONTE_0	198.799985
SX207	P_V_2	0.000000
SX207	P_V_3	0.000000
SX207	P_V_4	0.000000
SX207	P_V_5	0.000000
SX207	P_M_2	-118.830513
SX207	P_M_3	-262.670319
SX220	P_INT_MONTE_F	50.291470
SX220	P_INT_MONTE_0	185.191656
SX220	P_V_2	0.000000
SX220	P_V_3	0.000000
SX220	P_V_4	0.000000
SX220	P_V_5	0.000000
SX220	P_M_2	-105.375880
SX220	P_M_3	-239.580729
SX233	P_INT_MONTE_F	35.203970
SX233	P_INT_MONTE_0	170.104156
SX233	P_V_2	0.000000
SX233	P_V_3	0.000000
SX233	P_V_4	0.000000
SX233	P_V_5	0.000000
SX233	P_M_2	-93.148157
SX233	P_M_3	-215.856415
SX246	P_INT_MONTE_F	21.299798
SX246	P_INT_MONTE_0	156.199985
SX246	P_V_2	0.000000
SX246	P_V_3	0.000000
SX246	P_V_4	0.000000
SX246	P_V_5	0.000000
SX246	P_M_2	-83.226534
SX246	P_M_3	-189.845061
SX259	P_INT_MONTE_F	7.099798
SX259	P_INT_MONTE_0	141.999985
SX259	P_V_2	0.000000
SX259	P_V_3	0.000000
SX259	P_V_4	0.000000
SX259	P_V_5	0.000000
SX259	P_M_2	-65.489149
SX259	P_M_3	-160.638016
SX272	P_INT_MONTE_F	0.000000
SX272	P_INT_MONTE_0	127.799985
SX272	P_V_2	0.000000
SX272	P_V_3	0.000000
SX272	P_V_4	0.000000
SX272	P_V_5	0.000000
SX272	P_M_2	-105.849837
SX272	P_M_3	-89.999900
SX285	P_INT_MONTE_F	0.000000
SX285	P_INT_MONTE_0	113.599808
SX285	P_V_2	0.000000
SX285	P_V_3	0.000000
SX285	P_V_4	0.000000
SX285	P_V_5	0.000000
SX285	P_M_2	-96.590805
SX285	P_M_3	-80.033234
SX298	P_INT_MONTE_F	0.000000
SX298	P_INT_MONTE_0	99.399985



Autorità Portuale di Taranto
Interventi per il dragaggio di 2,3 M m³ di sedimenti in area Molo Polisettoriale e per la realizzazione di un primo lotto della cassa di colmata funzionale all'ampliamento del V Sporgente del Porto di Taranto

Allegati alla relazione di calcolo strutturale allineamento "BC"

Data 05/2016
Rev. B
c.d.c.: C296A
514B

SX298	P_V_2	0.000000
SX298	P_V_3	0.000000
SX298	P_V_4	0.000000
SX298	P_V_5	0.000000
SX298	P_M_2	-87.331771
SX298	P_M_3	-70.066567
SX311	P_INT_MONTE_F	0.000000
SX311	P_INT_MONTE_0	85.199985
SX311	P_V_2	0.000000
SX311	P_V_3	0.000000
SX311	P_V_4	0.000000
SX311	P_V_5	0.000000
SX311	P_M_2	-78.072737
SX311	P_M_3	-60.099900
SX324	P_INT_MONTE_F	0.000000
SX324	P_INT_MONTE_0	70.999985
SX324	P_V_2	0.000000
SX324	P_V_3	0.000000
SX324	P_V_4	0.000000
SX324	P_V_5	0.000000
SX324	P_M_2	-68.813705
SX324	P_M_3	-50.133234
SX337	P_INT_MONTE_F	0.000000
SX337	P_INT_MONTE_0	55.912485
SX337	P_V_2	0.000000
SX337	P_V_3	0.000000
SX337	P_V_4	0.000000
SX337	P_V_5	0.000000
SX337	P_M_2	-59.554671
SX337	P_M_3	-40.166567
SX19	P_INT_MONTE_F	262.699798
SX19	P_INT_MONTE_0	397.599985
SX19	P_V_2	0.000000
SX19	P_V_3	0.000000
SX19	P_V_4	0.000000
SX19	P_V_5	0.000000
SX19	P_M_2	-665.878398
SX19	P_M_3	-632.076660
SX21	P_INT_MONTE_F	262.699798
SX21	P_INT_MONTE_0	397.599985
SX21	P_V_2	0.000000
SX21	P_V_3	0.000000
SX21	P_V_4	0.000000
SX21	P_V_5	0.000000
SX21	P_M_2	-665.878398
SX21	P_M_3	-632.076660
SX14	P_INT_MONTE_F	262.699798
SX14	P_INT_MONTE_0	397.599985
SX14	P_V_2	0.000000
SX14	P_V_3	0.000000
SX14	P_V_4	0.000000
SX14	P_V_5	0.000000
SX14	P_M_2	-665.878398
SX14	P_M_3	-632.076660
SX26	P_INT_MONTE_F	262.699798
SX26	P_INT_MONTE_0	397.599985
SX26	P_V_2	0.000000
SX26	P_V_3	0.000000
SX26	P_V_4	0.000000
SX26	P_V_5	0.000000
SX26	P_M_2	-665.878398
SX26	P_M_3	-632.076660
SX15	P_INT_MONTE_F	262.699798
SX15	P_INT_MONTE_0	397.599985
SX15	P_V_2	0.000000
SX15	P_V_3	0.000000
SX15	P_V_4	0.000000
SX15	P_V_5	0.000000
SX15	P_M_2	-665.878398
SX15	P_M_3	-632.076660
SX16	P_INT_MONTE_F	262.699798
SX16	P_INT_MONTE_0	397.599985
SX16	P_V_2	0.000000
SX16	P_V_3	0.000000
SX16	P_V_4	0.000000
SX16	P_V_5	0.000000
SX16	P_M_2	-665.878398
SX16	P_M_3	-632.076660
SX24	P_INT_MONTE_F	262.699798
SX24	P_INT_MONTE_0	397.599985
SX24	P_V_2	0.000000



ingLuigiSeverini.studio
Ingegneria Italiana



SX24	P_V_3	0.000000
SX24	P_V_4	0.000000
SX24	P_V_5	0.000000
SX24	P_M_2	-665.878398
SX24	P_M_3	-632.076660
SX350	P_INT_MONTE_F	0.000000
SX350	P_INT_MONTE_0	42.599772
SX350	P_V_2	0.000000
SX350	P_V_3	0.000000
SX350	P_V_4	0.000000
SX350	P_V_5	0.000000
SX350	P_M_2	-50.295644
SX350	P_M_3	-30.199907
SX20	P_INT_MONTE_F	262.699798
SX20	P_INT_MONTE_0	397.599985
SX20	P_V_2	0.000000
SX20	P_V_3	0.000000
SX20	P_V_4	0.000000
SX20	P_V_5	0.000000
SX20	P_M_2	-665.878398
SX20	P_M_3	-632.076660
SX17	P_INT_MONTE_F	262.699798
SX17	P_INT_MONTE_0	397.599985
SX17	P_V_2	0.000000
SX17	P_V_3	0.000000
SX17	P_V_4	0.000000
SX17	P_V_5	0.000000
SX17	P_M_2	-665.878398
SX17	P_M_3	-632.076660
SX23	P_INT_MONTE_F	262.699798
SX23	P_INT_MONTE_0	397.599985
SX23	P_V_2	0.000000
SX23	P_V_3	0.000000
SX23	P_V_4	0.000000
SX23	P_V_5	0.000000
SX23	P_M_2	-665.878398
SX23	P_M_3	-632.076660
DX19	P_INT_VALLE_F	-262.699798
DX19	P_INT_VALLE_0	-397.599985
DX19	P_M_2	0.000000
DX19	P_M_3	0.000000
DX19	P_M_4	0.000000
DX19	P_M_5	0.000000
DX19	P_V_2	543.289801
DX19	P_V_3	682.515169
DX21	P_INT_VALLE_F	-262.699798
DX21	P_INT_VALLE_0	-397.599985
DX21	P_M_2	0.000000
DX21	P_M_3	0.000000
DX21	P_M_4	0.000000
DX21	P_M_5	0.000000
DX21	P_V_2	543.289801
DX21	P_V_3	682.515169
DX26	P_INT_VALLE_F	-262.699798
DX26	P_INT_VALLE_0	-397.599985
DX26	P_M_2	0.000000
DX26	P_M_3	0.000000
DX26	P_M_4	0.000000
DX26	P_M_5	0.000000
DX26	P_V_2	543.289801
DX26	P_V_3	682.515169
DX14	P_INT_VALLE_F	-262.699798
DX14	P_INT_VALLE_0	-397.599985
DX14	P_M_2	0.000000
DX14	P_M_3	0.000000
DX14	P_M_4	0.000000
DX14	P_M_5	0.000000
DX14	P_V_2	543.289801
DX14	P_V_3	682.515169
DX20	P_INT_VALLE_F	-262.699798
DX20	P_INT_VALLE_0	-397.599985
DX20	P_M_2	0.000000
DX20	P_M_3	0.000000
DX20	P_M_4	0.000000
DX20	P_M_5	0.000000
DX20	P_V_2	543.289801
DX20	P_V_3	682.515169
DX16	P_INT_VALLE_F	-262.699798
DX16	P_INT_VALLE_0	-397.599985
DX16	P_M_2	0.000000
DX16	P_M_3	0.000000



Autorità Portuale di Taranto
Interventi per il dragaggio di 2,3 M m³ di sedimenti in area Molo Polisettoriale e per la realizzazione di un primo lotto della cassa di colmata funzionale all'ampliamento del V Sporgente del Porto di Taranto

Allegati alla relazione di calcolo strutturale allineamento "BC"

Data 05/2016
Rev. B
c.d.c.: C296A
514B

DX16	P_M_4	0.000000
DX16	P_M_5	0.000000
DX16	P_V_2	543.289801
DX16	P_V_3	682.515169
DX24	P_INT_VALLE_F	-262.699798
DX24	P_INT_VALLE_0	-397.599985
DX24	P_M_2	0.000000
DX24	P_M_3	0.000000
DX24	P_M_4	0.000000
DX24	P_M_5	0.000000
DX24	P_V_2	543.289801
DX24	P_V_3	682.515169
DX23	P_INT_VALLE_F	-262.699798
DX23	P_INT_VALLE_0	-397.599985
DX23	P_M_2	0.000000
DX23	P_M_3	0.000000
DX23	P_M_4	0.000000
DX23	P_M_5	0.000000
DX23	P_V_2	543.289801
DX23	P_V_3	682.515169
DX17	P_INT_VALLE_F	-262.699798
DX17	P_INT_VALLE_0	-397.599985
DX17	P_M_2	0.000000
DX17	P_M_3	0.000000
DX17	P_M_4	0.000000
DX17	P_M_5	0.000000
DX17	P_V_2	543.289801
DX17	P_V_3	682.515169
SX32	P_INT_MONTE_F	248.499798
SX32	P_INT_MONTE_0	383.399985
SX32	P_V_2	0.000000
SX32	P_V_3	0.000000
SX32	P_V_4	0.000000
SX32	P_V_5	0.000000
SX32	P_M_2	-567.793040
SX32	P_M_3	-628.220713
SX34	P_INT_MONTE_F	248.499798
SX34	P_INT_MONTE_0	383.399985
SX34	P_V_2	0.000000
SX34	P_V_3	0.000000
SX34	P_V_4	0.000000
SX34	P_V_5	0.000000
SX34	P_M_2	-567.793040
SX34	P_M_3	-628.220713
SX27	P_INT_MONTE_F	248.499798
SX27	P_INT_MONTE_0	383.399985
SX27	P_V_2	0.000000
SX27	P_V_3	0.000000
SX27	P_V_4	0.000000
SX27	P_V_5	0.000000
SX27	P_M_2	-567.793040
SX27	P_M_3	-628.220713
SX39	P_INT_MONTE_F	248.499798
SX39	P_INT_MONTE_0	383.399985
SX39	P_V_2	0.000000
SX39	P_V_3	0.000000
SX39	P_V_4	0.000000
SX39	P_V_5	0.000000
SX39	P_M_2	-567.793040
SX39	P_M_3	-628.220713
SX28	P_INT_MONTE_F	248.499798
SX28	P_INT_MONTE_0	383.399985
SX28	P_V_2	0.000000
SX28	P_V_3	0.000000
SX28	P_V_4	0.000000
SX28	P_V_5	0.000000
SX28	P_M_2	-567.793040
SX28	P_M_3	-628.220713
SX29	P_INT_MONTE_F	248.499798
SX29	P_INT_MONTE_0	383.399985
SX29	P_V_2	0.000000
SX29	P_V_3	0.000000
SX29	P_V_4	0.000000
SX29	P_V_5	0.000000
SX29	P_M_2	-567.793040
SX29	P_M_3	-628.220713
SX37	P_INT_MONTE_F	248.499798
SX37	P_INT_MONTE_0	383.399985
SX37	P_V_2	0.000000
SX37	P_V_3	0.000000
SX37	P_V_4	0.000000

SX37	P_V_5	0.000000
SX37	P_M_2	-567.793040
SX37	P_M_3	-628.220713
SX363	P_INT_MONTE_F	0.000000
SX363	P_INT_MONTE_0	28.399985
SX363	P_V_2	0.000000
SX363	P_V_3	0.000000
SX363	P_V_4	0.000000
SX363	P_V_5	0.000000
SX363	P_M_2	-40.819930
SX363	P_M_3	-20.000000
SX33	P_INT_MONTE_F	248.499798
SX33	P_INT_MONTE_0	383.399985
SX33	P_V_2	0.000000
SX33	P_V_3	0.000000
SX33	P_V_4	0.000000
SX33	P_V_5	0.000000
SX33	P_M_2	-567.793040
SX33	P_M_3	-628.220713
SX30	P_INT_MONTE_F	248.499798
SX30	P_INT_MONTE_0	383.399985
SX30	P_V_2	0.000000
SX30	P_V_3	0.000000
SX30	P_V_4	0.000000
SX30	P_V_5	0.000000
SX30	P_M_2	-567.793040
SX30	P_M_3	-628.220713
SX36	P_INT_MONTE_F	248.499798
SX36	P_INT_MONTE_0	383.399985
SX36	P_V_2	0.000000
SX36	P_V_3	0.000000
SX36	P_V_4	0.000000
SX36	P_V_5	0.000000
SX36	P_M_2	-567.793040
SX36	P_M_3	-628.220713
DX32	P_INT_VALLE_F	-248.499798
DX32	P_INT_VALLE_0	-383.399985
DX32	P_M_2	0.000000
DX32	P_M_3	0.000000
DX32	P_M_4	0.000000
DX32	P_M_5	0.000000
DX32	P_V_2	530.131078
DX32	P_V_3	488.706058
DX34	P_INT_VALLE_F	-248.499798
DX34	P_INT_VALLE_0	-383.399985
DX34	P_M_2	0.000000
DX34	P_M_3	0.000000
DX34	P_M_4	0.000000
DX34	P_M_5	0.000000
DX34	P_V_2	530.131078
DX34	P_V_3	488.706058
DX39	P_INT_VALLE_F	-248.499798
DX39	P_INT_VALLE_0	-383.399985
DX39	P_M_2	0.000000
DX39	P_M_3	0.000000
DX39	P_M_4	0.000000
DX39	P_M_5	0.000000
DX39	P_V_2	530.131078
DX39	P_V_3	488.706058
DX27	P_INT_VALLE_F	-248.499798
DX27	P_INT_VALLE_0	-383.399985
DX27	P_M_2	0.000000
DX27	P_M_3	0.000000
DX27	P_M_4	0.000000
DX27	P_M_5	0.000000
DX27	P_V_2	530.131078
DX27	P_V_3	488.706058
DX33	P_INT_VALLE_F	-248.499798
DX33	P_INT_VALLE_0	-383.399985
DX33	P_M_2	0.000000
DX33	P_M_3	0.000000
DX33	P_M_4	0.000000
DX33	P_M_5	0.000000
DX33	P_V_2	530.131078
DX33	P_V_3	488.706058
DX29	P_INT_VALLE_F	-248.499798
DX29	P_INT_VALLE_0	-383.399985
DX29	P_M_2	0.000000
DX29	P_M_3	0.000000
DX29	P_M_4	0.000000
DX29	P_M_5	0.000000

DX29	P_V_2	530.131078
DX29	P_V_3	488.706058
DX37	P_INT_VALLE_F	-248.499798
DX37	P_INT_VALLE_0	-383.399985
DX37	P_M_2	0.000000
DX37	P_M_3	0.000000
DX37	P_M_4	0.000000
DX37	P_M_5	0.000000
DX37	P_V_2	530.131078
DX37	P_V_3	488.706058
DX36	P_INT_VALLE_F	-248.499798
DX36	P_INT_VALLE_0	-383.399985
DX36	P_M_2	0.000000
DX36	P_M_3	0.000000
DX36	P_M_4	0.000000
DX36	P_M_5	0.000000
DX36	P_V_2	530.131078
DX36	P_V_3	488.706058
DX30	P_INT_VALLE_F	-248.499798
DX30	P_INT_VALLE_0	-383.399985
DX30	P_M_2	0.000000
DX30	P_M_3	0.000000
DX30	P_M_4	0.000000
DX30	P_M_5	0.000000
DX30	P_V_2	530.131078
DX30	P_V_3	488.706058
SX45	P_INT_MONTE_F	234.299798
SX45	P_INT_MONTE_0	369.199985
SX45	P_V_2	0.000000
SX45	P_V_3	0.000000
SX45	P_V_4	0.000000
SX45	P_V_5	0.000000
SX45	P_M_2	-385.186094
SX45	P_M_3	-634.175132
SX47	P_INT_MONTE_F	234.299798
SX47	P_INT_MONTE_0	369.199985
SX47	P_V_2	0.000000
SX47	P_V_3	0.000000
SX47	P_V_4	0.000000
SX47	P_V_5	0.000000
SX47	P_M_2	-385.186094
SX47	P_M_3	-634.175132
SX40	P_INT_MONTE_F	234.299798
SX40	P_INT_MONTE_0	369.199985
SX40	P_V_2	0.000000
SX40	P_V_3	0.000000
SX40	P_V_4	0.000000
SX40	P_V_5	0.000000
SX40	P_M_2	-385.186094
SX40	P_M_3	-634.175132
SX52	P_INT_MONTE_F	234.299798
SX52	P_INT_MONTE_0	369.199985
SX52	P_V_2	0.000000
SX52	P_V_3	0.000000
SX52	P_V_4	0.000000
SX52	P_V_5	0.000000
SX52	P_M_2	-385.186094
SX52	P_M_3	-634.175132
SX41	P_INT_MONTE_F	234.299798
SX41	P_INT_MONTE_0	369.199985
SX41	P_V_2	0.000000
SX41	P_V_3	0.000000
SX41	P_V_4	0.000000
SX41	P_V_5	0.000000
SX41	P_M_2	-385.186094
SX41	P_M_3	-634.175132
SX42	P_INT_MONTE_F	234.299798
SX42	P_INT_MONTE_0	369.199985
SX42	P_V_2	0.000000
SX42	P_V_3	0.000000
SX42	P_V_4	0.000000
SX42	P_V_5	0.000000
SX42	P_M_2	-385.186094
SX42	P_M_3	-634.175132
SX50	P_INT_MONTE_F	234.299798
SX50	P_INT_MONTE_0	369.199985
SX50	P_V_2	0.000000
SX50	P_V_3	0.000000
SX50	P_V_4	0.000000
SX50	P_V_5	0.000000
SX50	P_M_2	-385.186094



Autorità Portuale di Taranto
Interventi per il dragaggio di 2,3 M m³ di sedimenti in area Molo Polisettoriale e per la realizzazione di un primo lotto della cassa di colmata funzionale all'ampliamento del V Sporgente del Porto di Taranto

Allegati alla relazione di calcolo strutturale allineamento "BC"

Data 05/2016
Rev. B
c.d.c.: C296A
514B

SX50	P_M_3	-634.175132
SX376	P_INT_MONTE_F	0.000000
SX376	P_INT_MONTE_0	14.199985
SX376	P_V_2	0.000000
SX376	P_V_3	0.000000
SX376	P_V_4	0.000000
SX376	P_V_5	0.000000
SX376	P_M_2	-31.947884
SX376	P_M_3	-10.449896
SX46	P_INT_MONTE_F	234.299798
SX46	P_INT_MONTE_0	369.199985
SX46	P_V_2	0.000000
SX46	P_V_3	0.000000
SX46	P_V_4	0.000000
SX46	P_V_5	0.000000
SX46	P_M_2	-385.186094
SX46	P_M_3	-634.175132
SX43	P_INT_MONTE_F	234.299798
SX43	P_INT_MONTE_0	369.199985
SX43	P_V_2	0.000000
SX43	P_V_3	0.000000
SX43	P_V_4	0.000000
SX43	P_V_5	0.000000
SX43	P_M_2	-385.186094
SX43	P_M_3	-634.175132
SX49	P_INT_MONTE_F	234.299798
SX49	P_INT_MONTE_0	369.199985
SX49	P_V_2	0.000000
SX49	P_V_3	0.000000
SX49	P_V_4	0.000000
SX49	P_V_5	0.000000
SX49	P_M_2	-385.186094
SX49	P_M_3	-634.175132
DX45	P_INT_VALLE_F	-234.299798
DX45	P_INT_VALLE_0	-369.199985
DX45	P_M_2	0.000000
DX45	P_M_3	0.000000
DX45	P_M_4	0.000000
DX45	P_M_5	0.000000
DX45	P_V_2	515.694993
DX45	P_V_3	344.408541
DX47	P_INT_VALLE_F	-234.299798
DX47	P_INT_VALLE_0	-369.199985
DX47	P_M_2	0.000000
DX47	P_M_3	0.000000
DX47	P_M_4	0.000000
DX47	P_M_5	0.000000
DX47	P_V_2	515.694993
DX47	P_V_3	344.408541
DX52	P_INT_VALLE_F	-234.299798
DX52	P_INT_VALLE_0	-369.199985
DX52	P_M_2	0.000000
DX52	P_M_3	0.000000
DX52	P_M_4	0.000000
DX52	P_M_5	0.000000
DX52	P_V_2	515.694993
DX52	P_V_3	344.408541
DX40	P_INT_VALLE_F	-234.299798
DX40	P_INT_VALLE_0	-369.199985
DX40	P_M_2	0.000000
DX40	P_M_3	0.000000
DX40	P_M_4	0.000000
DX40	P_M_5	0.000000
DX40	P_V_2	515.694993
DX40	P_V_3	344.408541
DX46	P_INT_VALLE_F	-234.299798
DX46	P_INT_VALLE_0	-369.199985
DX46	P_M_2	0.000000
DX46	P_M_3	0.000000
DX46	P_M_4	0.000000
DX46	P_M_5	0.000000
DX46	P_V_2	515.694993
DX46	P_V_3	344.408541
DX42	P_INT_VALLE_F	-234.299798
DX42	P_INT_VALLE_0	-369.199985
DX42	P_M_2	0.000000
DX42	P_M_3	0.000000
DX42	P_M_4	0.000000
DX42	P_M_5	0.000000
DX42	P_V_2	515.694993
DX42	P_V_3	344.408541

DX50	P_INT_VALLE_F	-234.299798
DX50	P_INT_VALLE_0	-369.199985
DX50	P_M_2	0.000000
DX50	P_M_3	0.000000
DX50	P_M_4	0.000000
DX50	P_M_5	0.000000
DX50	P_V_2	515.694993
DX50	P_V_3	344.408541
DX49	P_INT_VALLE_F	-234.299798
DX49	P_INT_VALLE_0	-369.199985
DX49	P_M_2	0.000000
DX49	P_M_3	0.000000
DX49	P_M_4	0.000000
DX49	P_M_5	0.000000
DX49	P_V_2	515.694993
DX49	P_V_3	344.408541
DX43	P_INT_VALLE_F	-234.299798
DX43	P_INT_VALLE_0	-369.199985
DX43	P_M_2	0.000000
DX43	P_M_3	0.000000
DX43	P_M_4	0.000000
DX43	P_M_5	0.000000
DX43	P_V_2	515.694993
DX43	P_V_3	344.408541
SX58	P_INT_MONTE_F	220.099798
SX58	P_INT_MONTE_0	354.999985
SX58	P_V_2	0.000000
SX58	P_V_3	0.000000
SX58	P_V_4	0.000000
SX58	P_V_5	0.000000
SX58	P_M_2	-286.092017
SX58	P_M_3	-395.384524
SX60	P_INT_MONTE_F	220.099798
SX60	P_INT_MONTE_0	354.999985
SX60	P_V_2	0.000000
SX60	P_V_3	0.000000
SX60	P_V_4	0.000000
SX60	P_V_5	0.000000
SX60	P_M_2	-286.092017
SX60	P_M_3	-395.384524
SX53	P_INT_MONTE_F	220.099798
SX53	P_INT_MONTE_0	354.999985
SX53	P_V_2	0.000000
SX53	P_V_3	0.000000
SX53	P_V_4	0.000000
SX53	P_V_5	0.000000
SX53	P_M_2	-286.092017
SX53	P_M_3	-395.384524
SX65	P_INT_MONTE_F	220.099798
SX65	P_INT_MONTE_0	354.999985
SX65	P_V_2	0.000000
SX65	P_V_3	0.000000
SX65	P_V_4	0.000000
SX65	P_V_5	0.000000
SX65	P_M_2	-286.092017
SX65	P_M_3	-395.384524
SX54	P_INT_MONTE_F	220.099798
SX54	P_INT_MONTE_0	354.999985
SX54	P_V_2	0.000000
SX54	P_V_3	0.000000
SX54	P_V_4	0.000000
SX54	P_V_5	0.000000
SX54	P_M_2	-286.092017
SX54	P_M_3	-395.384524
SX55	P_INT_MONTE_F	220.099798
SX55	P_INT_MONTE_0	354.999985
SX55	P_V_2	0.000000
SX55	P_V_3	0.000000
SX55	P_V_4	0.000000
SX55	P_V_5	0.000000
SX55	P_M_2	-286.092017
SX55	P_M_3	-395.384524
SX63	P_INT_MONTE_F	220.099798
SX63	P_INT_MONTE_0	354.999985
SX63	P_V_2	0.000000
SX63	P_V_3	0.000000
SX63	P_V_4	0.000000
SX63	P_V_5	0.000000
SX63	P_M_2	-286.092017
SX63	P_M_3	-395.384524
SX389	P_INT_MONTE_F	0.000000

SX389	P_INT_MONTE_0	0.000000
SX389	P_V_2	0.000000
SX389	P_V_3	0.000000
SX389	P_V_4	0.000000
SX389	P_V_5	0.000000
SX389	P_M_2	-22.239930
SX389	P_M_3	0.000000
SX59	P_INT_MONTE_F	220.099798
SX59	P_INT_MONTE_0	354.999985
SX59	P_V_2	0.000000
SX59	P_V_3	0.000000
SX59	P_V_4	0.000000
SX59	P_V_5	0.000000
SX59	P_M_2	-286.092017
SX59	P_M_3	-395.384524
SX56	P_INT_MONTE_F	220.099798
SX56	P_INT_MONTE_0	354.999985
SX56	P_V_2	0.000000
SX56	P_V_3	0.000000
SX56	P_V_4	0.000000
SX56	P_V_5	0.000000
SX56	P_M_2	-286.092017
SX56	P_M_3	-395.384524
SX62	P_INT_MONTE_F	220.099798
SX62	P_INT_MONTE_0	354.999985
SX62	P_V_2	0.000000
SX62	P_V_3	0.000000
SX62	P_V_4	0.000000
SX62	P_V_5	0.000000
SX62	P_M_2	-286.092017
SX62	P_M_3	-395.384524
DX58	P_INT_VALLE_F	-220.099798
DX58	P_INT_VALLE_0	-354.999985
DX58	P_M_2	0.000000
DX58	P_M_3	0.000000
DX58	P_M_4	0.000000
DX58	P_M_5	0.000000
DX58	P_V_2	316.655816
DX58	P_V_3	313.147665
DX60	P_INT_VALLE_F	-220.099798
DX60	P_INT_VALLE_0	-354.999985
DX60	P_M_2	0.000000
DX60	P_M_3	0.000000
DX60	P_M_4	0.000000
DX60	P_M_5	0.000000
DX60	P_V_2	316.655816
DX60	P_V_3	313.147665
DX65	P_INT_VALLE_F	-220.099798
DX65	P_INT_VALLE_0	-354.999985
DX65	P_M_2	0.000000
DX65	P_M_3	0.000000
DX65	P_M_4	0.000000
DX65	P_M_5	0.000000
DX65	P_V_2	316.655816
DX65	P_V_3	313.147665
DX53	P_INT_VALLE_F	-220.099798
DX53	P_INT_VALLE_0	-354.999985
DX53	P_M_2	0.000000
DX53	P_M_3	0.000000
DX53	P_M_4	0.000000
DX53	P_M_5	0.000000
DX53	P_V_2	316.655816
DX53	P_V_3	313.147665
DX59	P_INT_VALLE_F	-220.099798
DX59	P_INT_VALLE_0	-354.999985
DX59	P_M_2	0.000000
DX59	P_M_3	0.000000
DX59	P_M_4	0.000000
DX59	P_M_5	0.000000
DX59	P_V_2	316.655816
DX59	P_V_3	313.147665
DX55	P_INT_VALLE_F	-220.099798
DX55	P_INT_VALLE_0	-354.999985
DX55	P_M_2	0.000000
DX55	P_M_3	0.000000
DX55	P_M_4	0.000000
DX55	P_M_5	0.000000
DX55	P_V_2	316.655816
DX55	P_V_3	313.147665
DX63	P_INT_VALLE_F	-220.099798
DX63	P_INT_VALLE_0	-354.999985

DX63	P_M_2	0.000000
DX63	P_M_3	0.000000
DX63	P_M_4	0.000000
DX63	P_M_5	0.000000
DX63	P_V_2	316.655816
DX63	P_V_3	313.147665
DX62	P_INT_VALLE_F	-220.099798
DX62	P_INT_VALLE_0	-354.999985
DX62	P_M_2	0.000000
DX62	P_M_3	0.000000
DX62	P_M_4	0.000000
DX62	P_M_5	0.000000
DX62	P_V_2	316.655816
DX62	P_V_3	313.147665
DX56	P_INT_VALLE_F	-220.099798
DX56	P_INT_VALLE_0	-354.999985
DX56	P_M_2	0.000000
DX56	P_M_3	0.000000
DX56	P_M_4	0.000000
DX56	P_M_5	0.000000
DX56	P_V_2	316.655816
DX56	P_V_3	313.147665
SX71	P_INT_MONTE_F	206.195627
SX71	P_INT_MONTE_0	341.095814
SX71	P_V_2	0.000000
SX71	P_V_3	0.000000
SX71	P_V_4	0.000000
SX71	P_V_5	0.000000
SX71	P_M_2	-274.981471
SX71	P_M_3	-415.236883
SX73	P_INT_MONTE_F	206.195627
SX73	P_INT_MONTE_0	341.095814
SX73	P_V_2	0.000000
SX73	P_V_3	0.000000
SX73	P_V_4	0.000000
SX73	P_V_5	0.000000
SX73	P_M_2	-274.981471
SX73	P_M_3	-415.236883
SX66	P_INT_MONTE_F	206.195627
SX66	P_INT_MONTE_0	341.095814
SX66	P_V_2	0.000000
SX66	P_V_3	0.000000
SX66	P_V_4	0.000000
SX66	P_V_5	0.000000
SX66	P_M_2	-274.981471
SX66	P_M_3	-415.236883
SX78	P_INT_MONTE_F	206.195627
SX78	P_INT_MONTE_0	341.095814
SX78	P_V_2	0.000000
SX78	P_V_3	0.000000
SX78	P_V_4	0.000000
SX78	P_V_5	0.000000
SX78	P_M_2	-274.981471
SX78	P_M_3	-415.236883
SX67	P_INT_MONTE_F	206.195627
SX67	P_INT_MONTE_0	341.095814
SX67	P_V_2	0.000000
SX67	P_V_3	0.000000
SX67	P_V_4	0.000000
SX67	P_V_5	0.000000
SX67	P_M_2	-274.981471
SX67	P_M_3	-415.236883
SX68	P_INT_MONTE_F	206.195627
SX68	P_INT_MONTE_0	341.095814
SX68	P_V_2	0.000000
SX68	P_V_3	0.000000
SX68	P_V_4	0.000000
SX68	P_V_5	0.000000
SX68	P_M_2	-274.981471
SX68	P_M_3	-415.236883
SX76	P_INT_MONTE_F	206.195627
SX76	P_INT_MONTE_0	341.095814
SX76	P_V_2	0.000000
SX76	P_V_3	0.000000
SX76	P_V_4	0.000000
SX76	P_V_5	0.000000
SX76	P_M_2	-274.981471
SX76	P_M_3	-415.236883
SX397	P_INT_MONTE_F	0.000000
SX397	P_INT_MONTE_0	0.000000
SX397	P_V_2	0.000000

SX397	P_V_3	0.000000
SX397	P_V_4	0.000000
SX397	P_V_5	0.000000
SX397	P_M_2	-13.516151
SX397	P_M_3	0.000000
SX72	P_INT_MONTE_F	206.195627
SX72	P_INT_MONTE_0	341.095814
SX72	P_V_2	0.000000
SX72	P_V_3	0.000000
SX72	P_V_4	0.000000
SX72	P_V_5	0.000000
SX72	P_M_2	-274.981471
SX72	P_M_3	-415.236883
SX69	P_INT_MONTE_F	206.195627
SX69	P_INT_MONTE_0	341.095814
SX69	P_V_2	0.000000
SX69	P_V_3	0.000000
SX69	P_V_4	0.000000
SX69	P_V_5	0.000000
SX69	P_M_2	-274.981471
SX69	P_M_3	-415.236883
SX75	P_INT_MONTE_F	206.195627
SX75	P_INT_MONTE_0	341.095814
SX75	P_V_2	0.000000
SX75	P_V_3	0.000000
SX75	P_V_4	0.000000
SX75	P_V_5	0.000000
SX75	P_M_2	-274.981471
SX75	P_M_3	-415.236883
DX71	P_INT_VALLE_F	-206.195627
DX71	P_INT_VALLE_0	-341.095814
DX71	P_M_2	0.000000
DX71	P_M_3	0.000000
DX71	P_M_4	0.000000
DX71	P_M_5	0.000000
DX71	P_V_2	309.678583
DX71	P_V_3	300.167041
DX73	P_INT_VALLE_F	-206.195627
DX73	P_INT_VALLE_0	-341.095814
DX73	P_M_2	0.000000
DX73	P_M_3	0.000000
DX73	P_M_4	0.000000
DX73	P_M_5	0.000000
DX73	P_V_2	309.678583
DX73	P_V_3	300.167041
DX78	P_INT_VALLE_F	-206.195627
DX78	P_INT_VALLE_0	-341.095814
DX78	P_M_2	0.000000
DX78	P_M_3	0.000000
DX78	P_M_4	0.000000
DX78	P_M_5	0.000000
DX78	P_V_2	309.678583
DX78	P_V_3	300.167041
DX66	P_INT_VALLE_F	-206.195627
DX66	P_INT_VALLE_0	-341.095814
DX66	P_M_2	0.000000
DX66	P_M_3	0.000000
DX66	P_M_4	0.000000
DX66	P_M_5	0.000000
DX66	P_V_2	309.678583
DX66	P_V_3	300.167041
DX72	P_INT_VALLE_F	-206.195627
DX72	P_INT_VALLE_0	-341.095814
DX72	P_M_2	0.000000
DX72	P_M_3	0.000000
DX72	P_M_4	0.000000
DX72	P_M_5	0.000000
DX72	P_V_2	309.678583
DX72	P_V_3	300.167041
DX68	P_INT_VALLE_F	-206.195627
DX68	P_INT_VALLE_0	-341.095814
DX68	P_M_2	0.000000
DX68	P_M_3	0.000000
DX68	P_M_4	0.000000
DX68	P_M_5	0.000000
DX68	P_V_2	309.678583
DX68	P_V_3	300.167041
DX76	P_INT_VALLE_F	-206.195627
DX76	P_INT_VALLE_0	-341.095814
DX76	P_M_2	0.000000
DX76	P_M_3	0.000000



Autorità Portuale di Taranto
Interventi per il dragaggio di 2,3 M m³ di sedimenti in area Molo Polisettoriale e per la realizzazione di un primo lotto della cassa di colmata funzionale all'ampliamento del V Sporgente del Porto di Taranto

Allegati alla relazione di calcolo strutturale allineamento "BC"

Data 05/2016
Rev. B
c.d.c.: C296A
514B

DX76	P_M_4	0.000000
DX76	P_M_5	0.000000
DX76	P_V_2	309.678583
DX76	P_V_3	300.167041
DX75	P_INT_VALLE_F	-206.195627
DX75	P_INT_VALLE_0	-341.095814
DX75	P_M_2	0.000000
DX75	P_M_3	0.000000
DX75	P_M_4	0.000000
DX75	P_M_5	0.000000
DX75	P_V_2	309.678583
DX75	P_V_3	300.167041
DX69	P_INT_VALLE_F	-206.195627
DX69	P_INT_VALLE_0	-341.095814
DX69	P_M_2	0.000000
DX69	P_M_3	0.000000
DX69	P_M_4	0.000000
DX69	P_M_5	0.000000
DX69	P_V_2	309.678583
DX69	P_V_3	300.167041
SX84	P_INT_MONTE_F	191.108127
SX84	P_INT_MONTE_0	326.008314
SX84	P_V_2	0.000000
SX84	P_V_3	0.000000
SX84	P_V_4	0.000000
SX84	P_V_5	0.000000
SX84	P_M_2	-264.124525
SX84	P_M_3	-548.123777
SX86	P_INT_MONTE_F	191.108127
SX86	P_INT_MONTE_0	326.008314
SX86	P_V_2	0.000000
SX86	P_V_3	0.000000
SX86	P_V_4	0.000000
SX86	P_V_5	0.000000
SX86	P_M_2	-264.124525
SX86	P_M_3	-548.123777
SX79	P_INT_MONTE_F	191.108127
SX79	P_INT_MONTE_0	326.008314
SX79	P_V_2	0.000000
SX79	P_V_3	0.000000
SX79	P_V_4	0.000000
SX79	P_V_5	0.000000
SX79	P_M_2	-264.124525
SX79	P_M_3	-548.123777
SX91	P_INT_MONTE_F	191.108127
SX91	P_INT_MONTE_0	326.008314
SX91	P_V_2	0.000000
SX91	P_V_3	0.000000
SX91	P_V_4	0.000000
SX91	P_V_5	0.000000
SX91	P_M_2	-264.124525
SX91	P_M_3	-548.123777
SX80	P_INT_MONTE_F	191.108127
SX80	P_INT_MONTE_0	326.008314
SX80	P_V_2	0.000000
SX80	P_V_3	0.000000
SX80	P_V_4	0.000000
SX80	P_V_5	0.000000
SX80	P_M_2	-264.124525
SX80	P_M_3	-548.123777
SX81	P_INT_MONTE_F	191.108127
SX81	P_INT_MONTE_0	326.008314
SX81	P_V_2	0.000000
SX81	P_V_3	0.000000
SX81	P_V_4	0.000000
SX81	P_V_5	0.000000
SX81	P_M_2	-264.124525
SX81	P_M_3	-548.123777
SX89	P_INT_MONTE_F	191.108127
SX89	P_INT_MONTE_0	326.008314
SX89	P_V_2	0.000000
SX89	P_V_3	0.000000
SX89	P_V_4	0.000000
SX89	P_V_5	0.000000
SX89	P_M_2	-264.124525
SX89	P_M_3	-548.123777
SX410	P_INT_MONTE_F	0.000000
SX410	P_INT_MONTE_0	0.000000
SX410	P_V_2	0.000000
SX410	P_V_3	0.000000
SX410	P_V_4	0.000000



Autorità Portuale di Taranto
Interventi per il dragaggio di 2,3 M m³ di sedimenti in area Molo Polisettoriale e per la realizzazione di un primo lotto della cassa di colmata funzionale all'ampliamento del V Sporgente del Porto di Taranto

Allegati alla relazione di calcolo strutturale allineamento "BC"

Data 05/2016
Rev. B
c.d.c.: C296A
514B

SX410	P_V_5	0.000000
SX410	P_M_2	-3.629168
SX410	P_M_3	0.000000
SX85	P_INT_MONTE_F	191.108127
SX85	P_INT_MONTE_0	326.008314
SX85	P_V_2	0.000000
SX85	P_V_3	0.000000
SX85	P_V_4	0.000000
SX85	P_V_5	0.000000
SX85	P_M_2	-264.124525
SX85	P_M_3	-548.123777
SX82	P_INT_MONTE_F	191.108127
SX82	P_INT_MONTE_0	326.008314
SX82	P_V_2	0.000000
SX82	P_V_3	0.000000
SX82	P_V_4	0.000000
SX82	P_V_5	0.000000
SX82	P_M_2	-264.124525
SX82	P_M_3	-548.123777
SX88	P_INT_MONTE_F	191.108127
SX88	P_INT_MONTE_0	326.008314
SX88	P_V_2	0.000000
SX88	P_V_3	0.000000
SX88	P_V_4	0.000000
SX88	P_V_5	0.000000
SX88	P_M_2	-264.124525
SX88	P_M_3	-548.123777
DX84	P_INT_VALLE_F	-191.108127
DX84	P_INT_VALLE_0	-326.008314
DX84	P_M_2	0.000000
DX84	P_M_3	0.000000
DX84	P_M_4	0.000000
DX84	P_M_5	0.000000
DX84	P_V_2	351.077667
DX84	P_V_3	313.548117
DX86	P_INT_VALLE_F	-191.108127
DX86	P_INT_VALLE_0	-326.008314
DX86	P_M_2	0.000000
DX86	P_M_3	0.000000
DX86	P_M_4	0.000000
DX86	P_M_5	0.000000
DX86	P_V_2	351.077667
DX86	P_V_3	313.548117
DX91	P_INT_VALLE_F	-191.108127
DX91	P_INT_VALLE_0	-326.008314
DX91	P_M_2	0.000000
DX91	P_M_3	0.000000
DX91	P_M_4	0.000000
DX91	P_M_5	0.000000
DX91	P_V_2	351.077667
DX91	P_V_3	313.548117
DX79	P_INT_VALLE_F	-191.108127
DX79	P_INT_VALLE_0	-326.008314
DX79	P_M_2	0.000000
DX79	P_M_3	0.000000
DX79	P_M_4	0.000000
DX79	P_M_5	0.000000
DX79	P_V_2	351.077667
DX79	P_V_3	313.548117
DX85	P_INT_VALLE_F	-191.108127
DX85	P_INT_VALLE_0	-326.008314
DX85	P_M_2	0.000000
DX85	P_M_3	0.000000
DX85	P_M_4	0.000000
DX85	P_M_5	0.000000
DX85	P_V_2	351.077667
DX85	P_V_3	313.548117
DX81	P_INT_VALLE_F	-191.108127
DX81	P_INT_VALLE_0	-326.008314
DX81	P_M_2	0.000000
DX81	P_M_3	0.000000
DX81	P_M_4	0.000000
DX81	P_M_5	0.000000
DX81	P_V_2	351.077667
DX81	P_V_3	313.548117
DX89	P_INT_VALLE_F	-191.108127
DX89	P_INT_VALLE_0	-326.008314
DX89	P_M_2	0.000000
DX89	P_M_3	0.000000
DX89	P_M_4	0.000000
DX89	P_M_5	0.000000



Autorità Portuale di Taranto
Interventi per il dragaggio di 2,3 M³ di sedimenti in area Molo Polisettoriale e per la realizzazione di un primo lotto della cassa di colmata funzionale all'ampliamento del V Sporgente del Porto di Taranto

Allegati alla relazione di calcolo strutturale allineamento "BC"

Data 05/2016
Rev. B
c.d.c.: C296A
514B

DX89	P_V_2	351.077667
DX89	P_V_3	313.548117
DX88	P_INT_VALLE_F	-191.108127
DX88	P_INT_VALLE_0	-326.008314
DX88	P_M_2	0.000000
DX88	P_M_3	0.000000
DX88	P_M_4	0.000000
DX88	P_M_5	0.000000
DX88	P_V_2	351.077667
DX88	P_V_3	313.548117
DX82	P_INT_VALLE_F	-191.108127
DX82	P_INT_VALLE_0	-326.008314
DX82	P_M_2	0.000000
DX82	P_M_3	0.000000
DX82	P_M_4	0.000000
DX82	P_M_5	0.000000
DX82	P_V_2	351.077667
DX82	P_V_3	313.548117
SX97	P_INT_MONTE_F	177.499798
SX97	P_INT_MONTE_0	312.399985
SX97	P_V_2	0.000000
SX97	P_V_3	0.000000
SX97	P_V_4	0.000000
SX97	P_V_5	0.000000
SX97	P_M_2	-248.322531
SX97	P_M_3	-408.220133
SX99	P_INT_MONTE_F	177.499798
SX99	P_INT_MONTE_0	312.399985
SX99	P_V_2	0.000000
SX99	P_V_3	0.000000
SX99	P_V_4	0.000000
SX99	P_V_5	0.000000
SX99	P_M_2	-248.322531
SX99	P_M_3	-408.220133
SX92	P_INT_MONTE_F	177.499798
SX92	P_INT_MONTE_0	312.399985
SX92	P_V_2	0.000000
SX92	P_V_3	0.000000
SX92	P_V_4	0.000000
SX92	P_V_5	0.000000
SX92	P_M_2	-248.322531
SX92	P_M_3	-408.220133
SX104	P_INT_MONTE_F	177.499798
SX104	P_INT_MONTE_0	312.399985
SX104	P_V_2	0.000000
SX104	P_V_3	0.000000
SX104	P_V_4	0.000000
SX104	P_V_5	0.000000
SX104	P_M_2	-248.322531
SX104	P_M_3	-408.220133
SX93	P_INT_MONTE_F	177.499798
SX93	P_INT_MONTE_0	312.399985
SX93	P_V_2	0.000000
SX93	P_V_3	0.000000
SX93	P_V_4	0.000000
SX93	P_V_5	0.000000
SX93	P_M_2	-248.322531
SX93	P_M_3	-408.220133
SX94	P_INT_MONTE_F	177.499798
SX94	P_INT_MONTE_0	312.399985
SX94	P_V_2	0.000000
SX94	P_V_3	0.000000
SX94	P_V_4	0.000000
SX94	P_V_5	0.000000
SX94	P_M_2	-248.322531
SX94	P_M_3	-408.220133
SX102	P_INT_MONTE_F	177.499798
SX102	P_INT_MONTE_0	312.399985
SX102	P_V_2	0.000000
SX102	P_V_3	0.000000
SX102	P_V_4	0.000000
SX102	P_V_5	0.000000
SX102	P_M_2	-248.322531
SX102	P_M_3	-408.220133
SX98	P_INT_MONTE_F	177.499798
SX98	P_INT_MONTE_0	312.399985
SX98	P_V_2	0.000000
SX98	P_V_3	0.000000
SX98	P_V_4	0.000000
SX98	P_V_5	0.000000
SX98	P_M_2	-248.322531

SX98	P_M_3	-408.220133
SX95	P_INT_MONTE_F	177.499798
SX95	P_INT_MONTE_0	312.399985
SX95	P_V_2	0.000000
SX95	P_V_3	0.000000
SX95	P_V_4	0.000000
SX95	P_V_5	0.000000
SX95	P_M_2	-248.322531
SX95	P_M_3	-408.220133
SX101	P_INT_MONTE_F	177.499798
SX101	P_INT_MONTE_0	312.399985
SX101	P_V_2	0.000000
SX101	P_V_3	0.000000
SX101	P_V_4	0.000000
SX101	P_V_5	0.000000
SX101	P_M_2	-248.322531
SX101	P_M_3	-408.220133
DX97	P_INT_VALLE_F	-177.499798
DX97	P_INT_VALLE_0	-312.399985
DX97	P_M_2	0.000000
DX97	P_M_3	0.000000
DX97	P_M_4	0.000000
DX97	P_M_5	0.000000
DX97	P_V_2	319.608881
DX97	P_V_3	364.561444
DX99	P_INT_VALLE_F	-177.499798
DX99	P_INT_VALLE_0	-312.399985
DX99	P_M_2	0.000000
DX99	P_M_3	0.000000
DX99	P_M_4	0.000000
DX99	P_M_5	0.000000
DX99	P_V_2	319.608881
DX99	P_V_3	364.561444
DX104	P_INT_VALLE_F	-177.499798
DX104	P_INT_VALLE_0	-312.399985
DX104	P_M_2	0.000000
DX104	P_M_3	0.000000
DX104	P_M_4	0.000000
DX104	P_M_5	0.000000
DX104	P_V_2	319.608881
DX104	P_V_3	364.561444
DX92	P_INT_VALLE_F	-177.499798
DX92	P_INT_VALLE_0	-312.399985
DX92	P_M_2	0.000000
DX92	P_M_3	0.000000
DX92	P_M_4	0.000000
DX92	P_M_5	0.000000
DX92	P_V_2	319.608881
DX92	P_V_3	364.561444
DX98	P_INT_VALLE_F	-177.499798
DX98	P_INT_VALLE_0	-312.399985
DX98	P_M_2	0.000000
DX98	P_M_3	0.000000
DX98	P_M_4	0.000000
DX98	P_M_5	0.000000
DX98	P_V_2	319.608881
DX98	P_V_3	364.561444
DX94	P_INT_VALLE_F	-177.499798
DX94	P_INT_VALLE_0	-312.399985
DX94	P_M_2	0.000000
DX94	P_M_3	0.000000
DX94	P_M_4	0.000000
DX94	P_M_5	0.000000
DX94	P_V_2	319.608881
DX94	P_V_3	364.561444
DX102	P_INT_VALLE_F	-177.499798
DX102	P_INT_VALLE_0	-312.399985
DX102	P_M_2	0.000000
DX102	P_M_3	0.000000
DX102	P_M_4	0.000000
DX102	P_M_5	0.000000
DX102	P_V_2	319.608881
DX102	P_V_3	364.561444
DX101	P_INT_VALLE_F	-177.499798
DX101	P_INT_VALLE_0	-312.399985
DX101	P_M_2	0.000000
DX101	P_M_3	0.000000
DX101	P_M_4	0.000000
DX101	P_M_5	0.000000
DX101	P_V_2	319.608881
DX101	P_V_3	364.561444

DX95	P_INT_VALLE_F	-177.499798
DX95	P_INT_VALLE_0	-312.399985
DX95	P_M_2	0.000000
DX95	P_M_3	0.000000
DX95	P_M_4	0.000000
DX95	P_M_5	0.000000
DX95	P_V_2	319.608881
DX95	P_V_3	364.561444
SX110	P_INT_MONTE_F	163.299798
SX110	P_INT_MONTE_0	298.199985
SX110	P_V_2	0.000000
SX110	P_V_3	0.000000
SX110	P_V_4	0.000000
SX110	P_V_5	0.000000
SX110	P_M_2	-230.753853
SX110	P_M_3	-388.761306
SX112	P_INT_MONTE_F	163.299798
SX112	P_INT_MONTE_0	298.199985
SX112	P_V_2	0.000000
SX112	P_V_3	0.000000
SX112	P_V_4	0.000000
SX112	P_V_5	0.000000
SX112	P_M_2	-230.753853
SX112	P_M_3	-388.761306
SX105	P_INT_MONTE_F	163.299798
SX105	P_INT_MONTE_0	298.199985
SX105	P_V_2	0.000000
SX105	P_V_3	0.000000
SX105	P_V_4	0.000000
SX105	P_V_5	0.000000
SX105	P_M_2	-230.753853
SX105	P_M_3	-388.761306
SX117	P_INT_MONTE_F	163.299798
SX117	P_INT_MONTE_0	298.199985
SX117	P_V_2	0.000000
SX117	P_V_3	0.000000
SX117	P_V_4	0.000000
SX117	P_V_5	0.000000
SX117	P_M_2	-230.753853
SX117	P_M_3	-388.761306
SX106	P_INT_MONTE_F	163.299798
SX106	P_INT_MONTE_0	298.199985
SX106	P_V_2	0.000000
SX106	P_V_3	0.000000
SX106	P_V_4	0.000000
SX106	P_V_5	0.000000
SX106	P_M_2	-230.753853
SX106	P_M_3	-388.761306
SX107	P_INT_MONTE_F	163.299798
SX107	P_INT_MONTE_0	298.199985
SX107	P_V_2	0.000000
SX107	P_V_3	0.000000
SX107	P_V_4	0.000000
SX107	P_V_5	0.000000
SX107	P_M_2	-230.753853
SX107	P_M_3	-388.761306
SX115	P_INT_MONTE_F	163.299798
SX115	P_INT_MONTE_0	298.199985
SX115	P_V_2	0.000000
SX115	P_V_3	0.000000
SX115	P_V_4	0.000000
SX115	P_V_5	0.000000
SX115	P_M_2	-230.753853
SX115	P_M_3	-388.761306
SX111	P_INT_MONTE_F	163.299798
SX111	P_INT_MONTE_0	298.199985
SX111	P_V_2	0.000000
SX111	P_V_3	0.000000
SX111	P_V_4	0.000000
SX111	P_V_5	0.000000
SX111	P_M_2	-230.753853
SX111	P_M_3	-388.761306
SX108	P_INT_MONTE_F	163.299798
SX108	P_INT_MONTE_0	298.199985
SX108	P_V_2	0.000000
SX108	P_V_3	0.000000
SX108	P_V_4	0.000000
SX108	P_V_5	0.000000
SX108	P_M_2	-230.753853
SX108	P_M_3	-388.761306
SX114	P_INT_MONTE_F	163.299798

SX114	P_INT_MONTE_0	298.199985
SX114	P_V_2	0.000000
SX114	P_V_3	0.000000
SX114	P_V_4	0.000000
SX114	P_V_5	0.000000
SX114	P_M_2	-230.753853
SX114	P_M_3	-388.761306
DX110	P_INT_VALLE_F	-163.299798
DX110	P_INT_VALLE_0	-298.199985
DX110	P_M_2	0.000000
DX110	P_M_3	0.000000
DX110	P_M_4	0.000000
DX110	P_M_5	0.000000
DX110	P_V_2	317.819804
DX110	P_V_3	354.221642
DX112	P_INT_VALLE_F	-163.299798
DX112	P_INT_VALLE_0	-298.199985
DX112	P_M_2	0.000000
DX112	P_M_3	0.000000
DX112	P_M_4	0.000000
DX112	P_M_5	0.000000
DX112	P_V_2	317.819804
DX112	P_V_3	354.221642
DX117	P_INT_VALLE_F	-163.299798
DX117	P_INT_VALLE_0	-298.199985
DX117	P_M_2	0.000000
DX117	P_M_3	0.000000
DX117	P_M_4	0.000000
DX117	P_M_5	0.000000
DX117	P_V_2	317.819804
DX117	P_V_3	354.221642
DX105	P_INT_VALLE_F	-163.299798
DX105	P_INT_VALLE_0	-298.199985
DX105	P_M_2	0.000000
DX105	P_M_3	0.000000
DX105	P_M_4	0.000000
DX105	P_M_5	0.000000
DX105	P_V_2	317.819804
DX105	P_V_3	354.221642
DX111	P_INT_VALLE_F	-163.299798
DX111	P_INT_VALLE_0	-298.199985
DX111	P_M_2	0.000000
DX111	P_M_3	0.000000
DX111	P_M_4	0.000000
DX111	P_M_5	0.000000
DX111	P_V_2	317.819804
DX111	P_V_3	354.221642
DX107	P_INT_VALLE_F	-163.299798
DX107	P_INT_VALLE_0	-298.199985
DX107	P_M_2	0.000000
DX107	P_M_3	0.000000
DX107	P_M_4	0.000000
DX107	P_M_5	0.000000
DX107	P_V_2	317.819804
DX107	P_V_3	354.221642
DX115	P_INT_VALLE_F	-163.299798
DX115	P_INT_VALLE_0	-298.199985
DX115	P_M_2	0.000000
DX115	P_M_3	0.000000
DX115	P_M_4	0.000000
DX115	P_M_5	0.000000
DX115	P_V_2	317.819804
DX115	P_V_3	354.221642
DX114	P_INT_VALLE_F	-163.299798
DX114	P_INT_VALLE_0	-298.199985
DX114	P_M_2	0.000000
DX114	P_M_3	0.000000
DX114	P_M_4	0.000000
DX114	P_M_5	0.000000
DX114	P_V_2	317.819804
DX114	P_V_3	354.221642
DX108	P_INT_VALLE_F	-163.299798
DX108	P_INT_VALLE_0	-298.199985
DX108	P_M_2	0.000000
DX108	P_M_3	0.000000
DX108	P_M_4	0.000000
DX108	P_M_5	0.000000
DX108	P_V_2	317.819804
DX108	P_V_3	354.221642
SX123	P_INT_MONTE_F	149.099798
SX123	P_INT_MONTE_0	283.999985

SX123	P_V_2	0.000000
SX123	P_V_3	0.000000
SX123	P_V_4	0.000000
SX123	P_V_5	0.000000
SX123	P_M_2	-213.273925
SX123	P_M_3	-373.100441
SX125	P_INT_MONTE_F	149.099798
SX125	P_INT_MONTE_0	283.999985
SX125	P_V_2	0.000000
SX125	P_V_3	0.000000
SX125	P_V_4	0.000000
SX125	P_V_5	0.000000
SX125	P_M_2	-213.273925
SX125	P_M_3	-373.100441
SX118	P_INT_MONTE_F	149.099798
SX118	P_INT_MONTE_0	283.999985
SX118	P_V_2	0.000000
SX118	P_V_3	0.000000
SX118	P_V_4	0.000000
SX118	P_V_5	0.000000
SX118	P_M_2	-213.273925
SX118	P_M_3	-373.100441
SX130	P_INT_MONTE_F	149.099798
SX130	P_INT_MONTE_0	283.999985
SX130	P_V_2	0.000000
SX130	P_V_3	0.000000
SX130	P_V_4	0.000000
SX130	P_V_5	0.000000
SX130	P_M_2	-213.273925
SX130	P_M_3	-373.100441
SX119	P_INT_MONTE_F	149.099798
SX119	P_INT_MONTE_0	283.999985
SX119	P_V_2	0.000000
SX119	P_V_3	0.000000
SX119	P_V_4	0.000000
SX119	P_V_5	0.000000
SX119	P_M_2	-213.273925
SX119	P_M_3	-373.100441
SX120	P_INT_MONTE_F	149.099798
SX120	P_INT_MONTE_0	283.999985
SX120	P_V_2	0.000000
SX120	P_V_3	0.000000
SX120	P_V_4	0.000000
SX120	P_V_5	0.000000
SX120	P_M_2	-213.273925
SX120	P_M_3	-373.100441
SX128	P_INT_MONTE_F	149.099798
SX128	P_INT_MONTE_0	283.999985
SX128	P_V_2	0.000000
SX128	P_V_3	0.000000
SX128	P_V_4	0.000000
SX128	P_V_5	0.000000
SX128	P_M_2	-213.273925
SX128	P_M_3	-373.100441
SX399	P_INT_MONTE_F	0.000000
SX399	P_INT_MONTE_0	0.000000
SX399	P_V_2	0.000000
SX399	P_V_3	0.000000
SX399	P_V_4	0.000000
SX399	P_V_5	0.000000
SX399	P_M_2	-13.516151
SX399	P_M_3	0.000000
SX124	P_INT_MONTE_F	149.099798
SX124	P_INT_MONTE_0	283.999985
SX124	P_V_2	0.000000
SX124	P_V_3	0.000000
SX124	P_V_4	0.000000
SX124	P_V_5	0.000000
SX124	P_M_2	-213.273925
SX124	P_M_3	-373.100441
SX121	P_INT_MONTE_F	149.099798
SX121	P_INT_MONTE_0	283.999985
SX121	P_V_2	0.000000
SX121	P_V_3	0.000000
SX121	P_V_4	0.000000
SX121	P_V_5	0.000000
SX121	P_M_2	-213.273925
SX121	P_M_3	-373.100441
SX127	P_INT_MONTE_F	149.099798
SX127	P_INT_MONTE_0	283.999985
SX127	P_V_2	0.000000



SX127	P_V_3	0.000000
SX127	P_V_4	0.000000
SX127	P_V_5	0.000000
SX127	P_M_2	-213.273925
SX127	P_M_3	-373.100441
DX123	P_INT_VALLE_F	-149.099798
DX123	P_INT_VALLE_0	-283.999985
DX123	P_M_2	0.000000
DX123	P_M_3	0.000000
DX123	P_M_4	0.000000
DX123	P_M_5	0.000000
DX123	P_V_2	315.764119
DX123	P_V_3	338.756887
DX125	P_INT_VALLE_F	-149.099798
DX125	P_INT_VALLE_0	-283.999985
DX125	P_M_2	0.000000
DX125	P_M_3	0.000000
DX125	P_M_4	0.000000
DX125	P_M_5	0.000000
DX125	P_V_2	315.764119
DX125	P_V_3	338.756887
DX130	P_INT_VALLE_F	-149.099798
DX130	P_INT_VALLE_0	-283.999985
DX130	P_M_2	0.000000
DX130	P_M_3	0.000000
DX130	P_M_4	0.000000
DX130	P_M_5	0.000000
DX130	P_V_2	315.764119
DX130	P_V_3	338.756887
DX118	P_INT_VALLE_F	-149.099798
DX118	P_INT_VALLE_0	-283.999985
DX118	P_M_2	0.000000
DX118	P_M_3	0.000000
DX118	P_M_4	0.000000
DX118	P_M_5	0.000000
DX118	P_V_2	315.764119
DX118	P_V_3	338.756887
DX124	P_INT_VALLE_F	-149.099798
DX124	P_INT_VALLE_0	-283.999985
DX124	P_M_2	0.000000
DX124	P_M_3	0.000000
DX124	P_M_4	0.000000
DX124	P_M_5	0.000000
DX124	P_V_2	315.764119
DX124	P_V_3	338.756887
DX120	P_INT_VALLE_F	-149.099798
DX120	P_INT_VALLE_0	-283.999985
DX120	P_M_2	0.000000
DX120	P_M_3	0.000000
DX120	P_M_4	0.000000
DX120	P_M_5	0.000000
DX120	P_V_2	315.764119
DX120	P_V_3	338.756887
DX128	P_INT_VALLE_F	-149.099798
DX128	P_INT_VALLE_0	-283.999985
DX128	P_M_2	0.000000
DX128	P_M_3	0.000000
DX128	P_M_4	0.000000
DX128	P_M_5	0.000000
DX128	P_V_2	315.764119
DX128	P_V_3	338.756887
DX127	P_INT_VALLE_F	-149.099798
DX127	P_INT_VALLE_0	-283.999985
DX127	P_M_2	0.000000
DX127	P_M_3	0.000000
DX127	P_M_4	0.000000
DX127	P_M_5	0.000000
DX127	P_V_2	315.764119
DX127	P_V_3	338.756887
DX121	P_INT_VALLE_F	-149.099798
DX121	P_INT_VALLE_0	-283.999985
DX121	P_M_2	0.000000
DX121	P_M_3	0.000000
DX121	P_M_4	0.000000
DX121	P_M_5	0.000000
DX121	P_V_2	315.764119
DX121	P_V_3	338.756887
SX136	P_INT_MONTE_F	134.899798
SX136	P_INT_MONTE_0	270.687485
SX136	P_V_2	0.000000
SX136	P_V_3	0.000000



Autorità Portuale di Taranto
Interventi per il dragaggio di 2,3 M m³ di sedimenti in area Molo Polisettoriale e per la realizzazione di un primo lotto della cassa di colmata funzionale all'ampliamento del V Sporgente del Porto di Taranto

Allegati alla relazione di calcolo strutturale allineamento "BC"

Data 05/2016
Rev. B
c.d.c.: C296A
514B



SX136	P_V_4	0.000000
SX136	P_V_5	0.000000
SX136	P_M_2	-195.939754
SX136	P_M_3	-357.504435
SX138	P_INT_MONTE_F	134.899798
SX138	P_INT_MONTE_0	270.687485
SX138	P_V_2	0.000000
SX138	P_V_3	0.000000
SX138	P_V_4	0.000000
SX138	P_V_5	0.000000
SX138	P_M_2	-195.939754
SX138	P_M_3	-357.504435
SX131	P_INT_MONTE_F	134.899798
SX131	P_INT_MONTE_0	270.687485
SX131	P_V_2	0.000000
SX131	P_V_3	0.000000
SX131	P_V_4	0.000000
SX131	P_V_5	0.000000
SX131	P_M_2	-195.939754
SX131	P_M_3	-357.504435
SX143	P_INT_MONTE_F	134.899798
SX143	P_INT_MONTE_0	270.687485
SX143	P_V_2	0.000000
SX143	P_V_3	0.000000
SX143	P_V_4	0.000000
SX143	P_V_5	0.000000
SX143	P_M_2	-195.939754
SX143	P_M_3	-357.504435
SX132	P_INT_MONTE_F	134.899798
SX132	P_INT_MONTE_0	270.687485
SX132	P_V_2	0.000000
SX132	P_V_3	0.000000
SX132	P_V_4	0.000000
SX132	P_V_5	0.000000
SX132	P_M_2	-195.939754
SX132	P_M_3	-357.504435
SX133	P_INT_MONTE_F	134.899798
SX133	P_INT_MONTE_0	270.687485
SX133	P_V_2	0.000000
SX133	P_V_3	0.000000
SX133	P_V_4	0.000000
SX133	P_V_5	0.000000
SX133	P_M_2	-195.939754
SX133	P_M_3	-357.504435
SX141	P_INT_MONTE_F	134.899798
SX141	P_INT_MONTE_0	270.687485
SX141	P_V_2	0.000000
SX141	P_V_3	0.000000
SX141	P_V_4	0.000000
SX141	P_V_5	0.000000
SX141	P_M_2	-195.939754
SX141	P_M_3	-357.504435
SX412	P_INT_MONTE_F	0.000000
SX412	P_INT_MONTE_0	0.000000
SX412	P_V_2	0.000000
SX412	P_V_3	0.000000
SX412	P_V_4	0.000000
SX412	P_V_5	0.000000
SX412	P_M_2	-3.629168
SX412	P_M_3	0.000000
SX137	P_INT_MONTE_F	134.899798
SX137	P_INT_MONTE_0	270.687485
SX137	P_V_2	0.000000
SX137	P_V_3	0.000000
SX137	P_V_4	0.000000
SX137	P_V_5	0.000000
SX137	P_M_2	-195.939754
SX137	P_M_3	-357.504435
SX134	P_INT_MONTE_F	134.899798
SX134	P_INT_MONTE_0	270.687485
SX134	P_V_2	0.000000
SX134	P_V_3	0.000000
SX134	P_V_4	0.000000
SX134	P_V_5	0.000000
SX134	P_M_2	-195.939754
SX134	P_M_3	-357.504435
SX140	P_INT_MONTE_F	134.899798
SX140	P_INT_MONTE_0	270.687485
SX140	P_V_2	0.000000
SX140	P_V_3	0.000000
SX140	P_V_4	0.000000



Autorità Portuale di Taranto
Interventi per il dragaggio di 2,3 M m³ di sedimenti in area Molo Polisettoriale e per la realizzazione di un primo lotto della cassa di colmata funzionale all'ampliamento del V Sporgente del Porto di Taranto

Allegati alla relazione di calcolo strutturale allineamento "BC"

Data 05/2016
Rev. B
c.d.c.: C296A
514B

SX140	P_V_5	0.000000
SX140	P_M_2	-195.939754
SX140	P_M_3	-357.504435
DX136	P_INT_VALLE_F	-134.899798
DX136	P_INT_VALLE_0	-270.687485
DX136	P_M_2	0.000000
DX136	P_M_3	0.000000
DX136	P_M_4	0.000000
DX136	P_M_5	0.000000
DX136	P_V_2	307.420682
DX136	P_V_3	320.993117
DX138	P_INT_VALLE_F	-134.899798
DX138	P_INT_VALLE_0	-270.687485
DX138	P_M_2	0.000000
DX138	P_M_3	0.000000
DX138	P_M_4	0.000000
DX138	P_M_5	0.000000
DX138	P_V_2	307.420682
DX138	P_V_3	320.993117
DX143	P_INT_VALLE_F	-134.899798
DX143	P_INT_VALLE_0	-270.687485
DX143	P_M_2	0.000000
DX143	P_M_3	0.000000
DX143	P_M_4	0.000000
DX143	P_M_5	0.000000
DX143	P_V_2	307.420682
DX143	P_V_3	320.993117
DX131	P_INT_VALLE_F	-134.899798
DX131	P_INT_VALLE_0	-270.687485
DX131	P_M_2	0.000000
DX131	P_M_3	0.000000
DX131	P_M_4	0.000000
DX131	P_M_5	0.000000
DX131	P_V_2	307.420682
DX131	P_V_3	320.993117
DX137	P_INT_VALLE_F	-134.899798
DX137	P_INT_VALLE_0	-270.687485
DX137	P_M_2	0.000000
DX137	P_M_3	0.000000
DX137	P_M_4	0.000000
DX137	P_M_5	0.000000
DX137	P_V_2	307.420682
DX137	P_V_3	320.993117
DX133	P_INT_VALLE_F	-134.899798
DX133	P_INT_VALLE_0	-270.687485
DX133	P_M_2	0.000000
DX133	P_M_3	0.000000
DX133	P_M_4	0.000000
DX133	P_M_5	0.000000
DX133	P_V_2	307.420682
DX133	P_V_3	320.993117
DX141	P_INT_VALLE_F	-134.899798
DX141	P_INT_VALLE_0	-270.687485
DX141	P_M_2	0.000000
DX141	P_M_3	0.000000
DX141	P_M_4	0.000000
DX141	P_M_5	0.000000
DX141	P_V_2	307.420682
DX141	P_V_3	320.993117
DX140	P_INT_VALLE_F	-134.899798
DX140	P_INT_VALLE_0	-270.687485
DX140	P_M_2	0.000000
DX140	P_M_3	0.000000
DX140	P_M_4	0.000000
DX140	P_M_5	0.000000
DX140	P_V_2	307.420682
DX140	P_V_3	320.993117
DX134	P_INT_VALLE_F	-134.899798
DX134	P_INT_VALLE_0	-270.687485
DX134	P_M_2	0.000000
DX134	P_M_3	0.000000
DX134	P_M_4	0.000000
DX134	P_M_5	0.000000
DX134	P_V_2	307.420682
DX134	P_V_3	320.993117
SX149	P_INT_MONTE_F	120.699600
SX149	P_INT_MONTE_0	255.599786
SX149	P_V_2	0.000000
SX149	P_V_3	0.000000
SX149	P_V_4	0.000000
SX149	P_V_5	0.000000

SX149	P_M_2	-179.223136
SX149	P_M_3	-340.985720
SX151	P_INT_MONTE_F	120.699600
SX151	P_INT_MONTE_0	255.599786
SX151	P_V_2	0.000000
SX151	P_V_3	0.000000
SX151	P_V_4	0.000000
SX151	P_V_5	0.000000
SX151	P_M_2	-179.223136
SX151	P_M_3	-340.985720
SX144	P_INT_MONTE_F	120.699600
SX144	P_INT_MONTE_0	255.599786
SX144	P_V_2	0.000000
SX144	P_V_3	0.000000
SX144	P_V_4	0.000000
SX144	P_V_5	0.000000
SX144	P_M_2	-179.223136
SX144	P_M_3	-340.985720
SX156	P_INT_MONTE_F	120.699600
SX156	P_INT_MONTE_0	255.599786
SX156	P_V_2	0.000000
SX156	P_V_3	0.000000
SX156	P_V_4	0.000000
SX156	P_V_5	0.000000
SX156	P_M_2	-179.223136
SX156	P_M_3	-340.985720
SX145	P_INT_MONTE_F	120.699600
SX145	P_INT_MONTE_0	255.599786
SX145	P_V_2	0.000000
SX145	P_V_3	0.000000
SX145	P_V_4	0.000000
SX145	P_V_5	0.000000
SX145	P_M_2	-179.223136
SX145	P_M_3	-340.985720
SX146	P_INT_MONTE_F	120.699600
SX146	P_INT_MONTE_0	255.599786
SX146	P_V_2	0.000000
SX146	P_V_3	0.000000
SX146	P_V_4	0.000000
SX146	P_V_5	0.000000
SX146	P_M_2	-179.223136
SX146	P_M_3	-340.985720
SX154	P_INT_MONTE_F	120.699600
SX154	P_INT_MONTE_0	255.599786
SX154	P_V_2	0.000000
SX154	P_V_3	0.000000
SX154	P_V_4	0.000000
SX154	P_V_5	0.000000
SX154	P_M_2	-179.223136
SX154	P_M_3	-340.985720
SX150	P_INT_MONTE_F	120.699600
SX150	P_INT_MONTE_0	255.599786
SX150	P_V_2	0.000000
SX150	P_V_3	0.000000
SX150	P_V_4	0.000000
SX150	P_V_5	0.000000
SX150	P_M_2	-179.223136
SX150	P_M_3	-340.985720
SX147	P_INT_MONTE_F	120.699600
SX147	P_INT_MONTE_0	255.599786
SX147	P_V_2	0.000000
SX147	P_V_3	0.000000
SX147	P_V_4	0.000000
SX147	P_V_5	0.000000
SX147	P_M_2	-179.223136
SX147	P_M_3	-340.985720
SX153	P_INT_MONTE_F	120.699600
SX153	P_INT_MONTE_0	255.599786
SX153	P_V_2	0.000000
SX153	P_V_3	0.000000
SX153	P_V_4	0.000000
SX153	P_V_5	0.000000
SX153	P_M_2	-179.223136
SX153	P_M_3	-340.985720
DX149	P_INT_VALLE_F	-120.699600
DX149	P_INT_VALLE_0	-255.599786
DX149	P_M_2	0.000000
DX149	P_M_3	0.000000
DX149	P_M_4	0.000000
DX149	P_M_5	0.000000
DX149	P_V_2	292.863870

DX149	P_V_3	302.666486
DX151	P_INT_VALLE_F	-120.699600
DX151	P_INT_VALLE_0	-255.599786
DX151	P_M_2	0.000000
DX151	P_M_3	0.000000
DX151	P_M_4	0.000000
DX151	P_M_5	0.000000
DX151	P_V_2	292.863870
DX151	P_V_3	302.666486
DX156	P_INT_VALLE_F	-120.699600
DX156	P_INT_VALLE_0	-255.599786
DX156	P_M_2	0.000000
DX156	P_M_3	0.000000
DX156	P_M_4	0.000000
DX156	P_M_5	0.000000
DX156	P_V_2	292.863870
DX156	P_V_3	302.666486
DX144	P_INT_VALLE_F	-120.699600
DX144	P_INT_VALLE_0	-255.599786
DX144	P_M_2	0.000000
DX144	P_M_3	0.000000
DX144	P_M_4	0.000000
DX144	P_M_5	0.000000
DX144	P_V_2	292.863870
DX144	P_V_3	302.666486
DX150	P_INT_VALLE_F	-120.699600
DX150	P_INT_VALLE_0	-255.599786
DX150	P_M_2	0.000000
DX150	P_M_3	0.000000
DX150	P_M_4	0.000000
DX150	P_M_5	0.000000
DX150	P_V_2	292.863870
DX150	P_V_3	302.666486
DX146	P_INT_VALLE_F	-120.699600
DX146	P_INT_VALLE_0	-255.599786
DX146	P_M_2	0.000000
DX146	P_M_3	0.000000
DX146	P_M_4	0.000000
DX146	P_M_5	0.000000
DX146	P_V_2	292.863870
DX146	P_V_3	302.666486
DX154	P_INT_VALLE_F	-120.699600
DX154	P_INT_VALLE_0	-255.599786
DX154	P_M_2	0.000000
DX154	P_M_3	0.000000
DX154	P_M_4	0.000000
DX154	P_M_5	0.000000
DX154	P_V_2	292.863870
DX154	P_V_3	302.666486
DX153	P_INT_VALLE_F	-120.699600
DX153	P_INT_VALLE_0	-255.599786
DX153	P_M_2	0.000000
DX153	P_M_3	0.000000
DX153	P_M_4	0.000000
DX153	P_M_5	0.000000
DX153	P_V_2	292.863870
DX153	P_V_3	302.666486
DX147	P_INT_VALLE_F	-120.699600
DX147	P_INT_VALLE_0	-255.599786
DX147	P_M_2	0.000000
DX147	P_M_3	0.000000
DX147	P_M_4	0.000000
DX147	P_M_5	0.000000
DX147	P_V_2	292.863870
DX147	P_V_3	302.666486
SX162	P_INT_MONTE_F	106.499798
SX162	P_INT_MONTE_0	240.512485
SX162	P_V_2	0.000000
SX162	P_V_3	0.000000
SX162	P_V_4	0.000000
SX162	P_V_5	0.000000
SX162	P_M_2	-163.246758
SX162	P_M_3	-323.119744
SX164	P_INT_MONTE_F	106.499798
SX164	P_INT_MONTE_0	240.512485
SX164	P_V_2	0.000000
SX164	P_V_3	0.000000
SX164	P_V_4	0.000000
SX164	P_V_5	0.000000
SX164	P_M_2	-163.246758
SX164	P_M_3	-323.119744



Autorità Portuale di Taranto
Interventi per il dragaggio di 2,3 M³ di sedimenti in area Molo Polisettoriale e per la realizzazione di un primo lotto della cassa di colmata funzionale all'ampliamento del V Sporgente del Porto di Taranto

Allegati alla relazione di calcolo strutturale allineamento "BC"

Data 05/2016
Rev. B
c.d.c.: C296A
514B

SX157	P_INT_MONTE_F	106.499798
SX157	P_INT_MONTE_0	240.512485
SX157	P_V_2	0.000000
SX157	P_V_3	0.000000
SX157	P_V_4	0.000000
SX157	P_V_5	0.000000
SX157	P_M_2	-163.246758
SX157	P_M_3	-323.119744
SX169	P_INT_MONTE_F	106.499798
SX169	P_INT_MONTE_0	240.512485
SX169	P_V_2	0.000000
SX169	P_V_3	0.000000
SX169	P_V_4	0.000000
SX169	P_V_5	0.000000
SX169	P_M_2	-163.246758
SX169	P_M_3	-323.119744
SX158	P_INT_MONTE_F	106.499798
SX158	P_INT_MONTE_0	240.512485
SX158	P_V_2	0.000000
SX158	P_V_3	0.000000
SX158	P_V_4	0.000000
SX158	P_V_5	0.000000
SX158	P_M_2	-163.246758
SX158	P_M_3	-323.119744
SX159	P_INT_MONTE_F	106.499798
SX159	P_INT_MONTE_0	240.512485
SX159	P_V_2	0.000000
SX159	P_V_3	0.000000
SX159	P_V_4	0.000000
SX159	P_V_5	0.000000
SX159	P_M_2	-163.246758
SX159	P_M_3	-323.119744
SX167	P_INT_MONTE_F	106.499798
SX167	P_INT_MONTE_0	240.512485
SX167	P_V_2	0.000000
SX167	P_V_3	0.000000
SX167	P_V_4	0.000000
SX167	P_V_5	0.000000
SX167	P_M_2	-163.246758
SX167	P_M_3	-323.119744
SX163	P_INT_MONTE_F	106.499798
SX163	P_INT_MONTE_0	240.512485
SX163	P_V_2	0.000000
SX163	P_V_3	0.000000
SX163	P_V_4	0.000000
SX163	P_V_5	0.000000
SX163	P_M_2	-163.246758
SX163	P_M_3	-323.119744
SX160	P_INT_MONTE_F	106.499798
SX160	P_INT_MONTE_0	240.512485
SX160	P_V_2	0.000000
SX160	P_V_3	0.000000
SX160	P_V_4	0.000000
SX160	P_V_5	0.000000
SX160	P_M_2	-163.246758
SX160	P_M_3	-323.119744
SX166	P_INT_MONTE_F	106.499798
SX166	P_INT_MONTE_0	240.512485
SX166	P_V_2	0.000000
SX166	P_V_3	0.000000
SX166	P_V_4	0.000000
SX166	P_V_5	0.000000
SX166	P_M_2	-163.246758
SX166	P_M_3	-323.119744
DX162	P_INT_VALLE_F	-106.499798
DX162	P_INT_VALLE_0	-240.512485
DX162	P_M_2	0.000000
DX162	P_M_3	0.000000
DX162	P_M_4	0.000000
DX162	P_M_5	0.000000
DX162	P_V_2	276.005382
DX162	P_V_3	282.851404
DX164	P_INT_VALLE_F	-106.499798
DX164	P_INT_VALLE_0	-240.512485
DX164	P_M_2	0.000000
DX164	P_M_3	0.000000
DX164	P_M_4	0.000000
DX164	P_M_5	0.000000
DX164	P_V_2	276.005382
DX164	P_V_3	282.851404
DX169	P_INT_VALLE_F	-106.499798



DX169	P_INT_VALLE_0	-240.512485
DX169	P_M_2	0.000000
DX169	P_M_3	0.000000
DX169	P_M_4	0.000000
DX169	P_M_5	0.000000
DX169	P_V_2	276.005382
DX169	P_V_3	282.851404
DX157	P_INT_VALLE_F	-106.499798
DX157	P_INT_VALLE_0	-240.512485
DX157	P_M_2	0.000000
DX157	P_M_3	0.000000
DX157	P_M_4	0.000000
DX157	P_M_5	0.000000
DX157	P_V_2	276.005382
DX157	P_V_3	282.851404
DX163	P_INT_VALLE_F	-106.499798
DX163	P_INT_VALLE_0	-240.512485
DX163	P_M_2	0.000000
DX163	P_M_3	0.000000
DX163	P_M_4	0.000000
DX163	P_M_5	0.000000
DX163	P_V_2	276.005382
DX163	P_V_3	282.851404
DX159	P_INT_VALLE_F	-106.499798
DX159	P_INT_VALLE_0	-240.512485
DX159	P_M_2	0.000000
DX159	P_M_3	0.000000
DX159	P_M_4	0.000000
DX159	P_M_5	0.000000
DX159	P_V_2	276.005382
DX159	P_V_3	282.851404
DX167	P_INT_VALLE_F	-106.499798
DX167	P_INT_VALLE_0	-240.512485
DX167	P_M_2	0.000000
DX167	P_M_3	0.000000
DX167	P_M_4	0.000000
DX167	P_M_5	0.000000
DX167	P_V_2	276.005382
DX167	P_V_3	282.851404
DX166	P_INT_VALLE_F	-106.499798
DX166	P_INT_VALLE_0	-240.512485
DX166	P_M_2	0.000000
DX166	P_M_3	0.000000
DX166	P_M_4	0.000000
DX166	P_M_5	0.000000
DX166	P_V_2	276.005382
DX166	P_V_3	282.851404
DX160	P_INT_VALLE_F	-106.499798
DX160	P_INT_VALLE_0	-240.512485
DX160	P_M_2	0.000000
DX160	P_M_3	0.000000
DX160	P_M_4	0.000000
DX160	P_M_5	0.000000
DX160	P_V_2	276.005382
DX160	P_V_3	282.851404
SX175	P_INT_MONTE_F	92.299798
SX175	P_INT_MONTE_0	227.199985
SX175	P_V_2	0.000000
SX175	P_V_3	0.000000
SX175	P_V_4	0.000000
SX175	P_V_5	0.000000
SX175	P_M_2	-147.748951
SX175	P_M_3	-304.393273
SX177	P_INT_MONTE_F	92.299798
SX177	P_INT_MONTE_0	227.199985
SX177	P_V_2	0.000000
SX177	P_V_3	0.000000
SX177	P_V_4	0.000000
SX177	P_V_5	0.000000
SX177	P_M_2	-147.748951
SX177	P_M_3	-304.393273
SX170	P_INT_MONTE_F	92.299798
SX170	P_INT_MONTE_0	227.199985
SX170	P_V_2	0.000000
SX170	P_V_3	0.000000
SX170	P_V_4	0.000000
SX170	P_V_5	0.000000
SX170	P_M_2	-147.748951
SX170	P_M_3	-304.393273
SX182	P_INT_MONTE_F	92.299798
SX182	P_INT_MONTE_0	227.199985



Autorità Portuale di Taranto
 Interventi per il dragaggio di 2,3 M m³ di sedimenti in area Molo Polisettoriale e per la realizzazione di un primo lotto della cassa di colmanta funzionale all'ampliamento del V Sporgente del Porto di Taranto

Allegati alla relazione di calcolo strutturale allineamento "BC"

Data 05/2016
 Rev. B
 c.d.c.: C296A
 514B

SX182	P_V_2	0.000000
SX182	P_V_3	0.000000
SX182	P_V_4	0.000000
SX182	P_V_5	0.000000
SX182	P_M_2	-147.748951
SX182	P_M_3	-304.393273
SX171	P_INT_MONTE_F	92.299798
SX171	P_INT_MONTE_0	227.199985
SX171	P_V_2	0.000000
SX171	P_V_3	0.000000
SX171	P_V_4	0.000000
SX171	P_V_5	0.000000
SX171	P_M_2	-147.748951
SX171	P_M_3	-304.393273
SX172	P_INT_MONTE_F	92.299798
SX172	P_INT_MONTE_0	227.199985
SX172	P_V_2	0.000000
SX172	P_V_3	0.000000
SX172	P_V_4	0.000000
SX172	P_V_5	0.000000
SX172	P_M_2	-147.748951
SX172	P_M_3	-304.393273
SX180	P_INT_MONTE_F	92.299798
SX180	P_INT_MONTE_0	227.199985
SX180	P_V_2	0.000000
SX180	P_V_3	0.000000
SX180	P_V_4	0.000000
SX180	P_V_5	0.000000
SX180	P_M_2	-147.748951
SX180	P_M_3	-304.393273
SX392	P_INT_MONTE_F	0.000000
SX392	P_INT_MONTE_0	0.000000
SX392	P_V_2	0.000000
SX392	P_V_3	0.000000
SX392	P_V_4	0.000000
SX392	P_V_5	0.000000
SX392	P_M_2	-13.516151
SX392	P_M_3	0.000000
SX176	P_INT_MONTE_F	92.299798
SX176	P_INT_MONTE_0	227.199985
SX176	P_V_2	0.000000
SX176	P_V_3	0.000000
SX176	P_V_4	0.000000
SX176	P_V_5	0.000000
SX176	P_M_2	-147.748951
SX176	P_M_3	-304.393273
SX173	P_INT_MONTE_F	92.299798
SX173	P_INT_MONTE_0	227.199985
SX173	P_V_2	0.000000
SX173	P_V_3	0.000000
SX173	P_V_4	0.000000
SX173	P_V_5	0.000000
SX173	P_M_2	-147.748951
SX173	P_M_3	-304.393273
SX179	P_INT_MONTE_F	92.299798
SX179	P_INT_MONTE_0	227.199985
SX179	P_V_2	0.000000
SX179	P_V_3	0.000000
SX179	P_V_4	0.000000
SX179	P_V_5	0.000000
SX179	P_M_2	-147.748951
SX179	P_M_3	-304.393273
DX175	P_INT_VALLE_F	-92.299798
DX175	P_INT_VALLE_0	-227.199985
DX175	P_M_2	0.000000
DX175	P_M_3	0.000000
DX175	P_M_4	0.000000
DX175	P_M_5	0.000000
DX175	P_V_2	257.437641
DX175	P_V_3	263.150623
DX177	P_INT_VALLE_F	-92.299798
DX177	P_INT_VALLE_0	-227.199985
DX177	P_M_2	0.000000
DX177	P_M_3	0.000000
DX177	P_M_4	0.000000
DX177	P_M_5	0.000000
DX177	P_V_2	257.437641
DX177	P_V_3	263.150623
DX182	P_INT_VALLE_F	-92.299798
DX182	P_INT_VALLE_0	-227.199985
DX182	P_M_2	0.000000



Autorità Portuale di Taranto
Interventi per il dragaggio di 2,3 M m³ di sedimenti in area Molo Polisettoriale e per la realizzazione di un primo lotto della cassa di colmata funzionale all'ampliamento del V Sporgente del Porto di Taranto

Allegati alla relazione di calcolo strutturale allineamento "BC"

Data 05/2016
Rev. B
c.d.c.: C296A
514B

DX182	P_M_3	0.000000
DX182	P_M_4	0.000000
DX182	P_M_5	0.000000
DX182	P_V_2	257.437641
DX182	P_V_3	263.150623
DX170	P_INT_VALLE_F	-92.299798
DX170	P_INT_VALLE_0	-227.199985
DX170	P_M_2	0.000000
DX170	P_M_3	0.000000
DX170	P_M_4	0.000000
DX170	P_M_5	0.000000
DX170	P_V_2	257.437641
DX170	P_V_3	263.150623
DX176	P_INT_VALLE_F	-92.299798
DX176	P_INT_VALLE_0	-227.199985
DX176	P_M_2	0.000000
DX176	P_M_3	0.000000
DX176	P_M_4	0.000000
DX176	P_M_5	0.000000
DX176	P_V_2	257.437641
DX176	P_V_3	263.150623
DX172	P_INT_VALLE_F	-92.299798
DX172	P_INT_VALLE_0	-227.199985
DX172	P_M_2	0.000000
DX172	P_M_3	0.000000
DX172	P_M_4	0.000000
DX172	P_M_5	0.000000
DX172	P_V_2	257.437641
DX172	P_V_3	263.150623
DX180	P_INT_VALLE_F	-92.299798
DX180	P_INT_VALLE_0	-227.199985
DX180	P_M_2	0.000000
DX180	P_M_3	0.000000
DX180	P_M_4	0.000000
DX180	P_M_5	0.000000
DX180	P_V_2	257.437641
DX180	P_V_3	263.150623
DX179	P_INT_VALLE_F	-92.299798
DX179	P_INT_VALLE_0	-227.199985
DX179	P_M_2	0.000000
DX179	P_M_3	0.000000
DX179	P_M_4	0.000000
DX179	P_M_5	0.000000
DX179	P_V_2	257.437641
DX179	P_V_3	263.150623
DX173	P_INT_VALLE_F	-92.299798
DX173	P_INT_VALLE_0	-227.199985
DX173	P_M_2	0.000000
DX173	P_M_3	0.000000
DX173	P_M_4	0.000000
DX173	P_M_5	0.000000
DX173	P_V_2	257.437641
DX173	P_V_3	263.150623
SX188	P_INT_MONTE_F	78.099798
SX188	P_INT_MONTE_0	212.999985
SX188	P_V_2	0.000000
SX188	P_V_3	0.000000
SX188	P_V_4	0.000000
SX188	P_V_5	0.000000
SX188	P_M_2	-133.034344
SX188	P_M_3	-283.924322
SX190	P_INT_MONTE_F	78.099798
SX190	P_INT_MONTE_0	212.999985
SX190	P_V_2	0.000000
SX190	P_V_3	0.000000
SX190	P_V_4	0.000000
SX190	P_V_5	0.000000
SX190	P_M_2	-133.034344
SX190	P_M_3	-283.924322
SX183	P_INT_MONTE_F	78.099798
SX183	P_INT_MONTE_0	212.999985
SX183	P_V_2	0.000000
SX183	P_V_3	0.000000
SX183	P_V_4	0.000000
SX183	P_V_5	0.000000
SX183	P_M_2	-133.034344
SX183	P_M_3	-283.924322
SX195	P_INT_MONTE_F	78.099798
SX195	P_INT_MONTE_0	212.999985
SX195	P_V_2	0.000000
SX195	P_V_3	0.000000



Autorità Portuale di Taranto
Interventi per il dragaggio di 2,3 M m³ di sedimenti in area Molo Polisettoriale e per la realizzazione di un primo lotto della cassa di colmata funzionale all'ampliamento del V Sporgente del Porto di Taranto

Allegati alla relazione di calcolo strutturale allineamento "BC"

Data 05/2016
Rev. B
c.d.c.: C296A
514B

SX195	P_V_4	0.000000
SX195	P_V_5	0.000000
SX195	P_M_2	-133.034344
SX195	P_M_3	-283.924322
SX184	P_INT_MONTE_F	78.099798
SX184	P_INT_MONTE_0	212.999985
SX184	P_V_2	0.000000
SX184	P_V_3	0.000000
SX184	P_V_4	0.000000
SX184	P_V_5	0.000000
SX184	P_M_2	-133.034344
SX184	P_M_3	-283.924322
SX185	P_INT_MONTE_F	78.099798
SX185	P_INT_MONTE_0	212.999985
SX185	P_V_2	0.000000
SX185	P_V_3	0.000000
SX185	P_V_4	0.000000
SX185	P_V_5	0.000000
SX185	P_M_2	-133.034344
SX185	P_M_3	-283.924322
SX193	P_INT_MONTE_F	78.099798
SX193	P_INT_MONTE_0	212.999985
SX193	P_V_2	0.000000
SX193	P_V_3	0.000000
SX193	P_V_4	0.000000
SX193	P_V_5	0.000000
SX193	P_M_2	-133.034344
SX193	P_M_3	-283.924322
SX405	P_INT_MONTE_F	0.000000
SX405	P_INT_MONTE_0	0.000000
SX405	P_V_2	0.000000
SX405	P_V_3	0.000000
SX405	P_V_4	0.000000
SX405	P_V_5	0.000000
SX405	P_M_2	-3.629168
SX405	P_M_3	0.000000
SX189	P_INT_MONTE_F	78.099798
SX189	P_INT_MONTE_0	212.999985
SX189	P_V_2	0.000000
SX189	P_V_3	0.000000
SX189	P_V_4	0.000000
SX189	P_V_5	0.000000
SX189	P_M_2	-133.034344
SX189	P_M_3	-283.924322
SX186	P_INT_MONTE_F	78.099798
SX186	P_INT_MONTE_0	212.999985
SX186	P_V_2	0.000000
SX186	P_V_3	0.000000
SX186	P_V_4	0.000000
SX186	P_V_5	0.000000
SX186	P_M_2	-133.034344
SX186	P_M_3	-283.924322
SX192	P_INT_MONTE_F	78.099798
SX192	P_INT_MONTE_0	212.999985
SX192	P_V_2	0.000000
SX192	P_V_3	0.000000
SX192	P_V_4	0.000000
SX192	P_V_5	0.000000
SX192	P_M_2	-133.034344
SX192	P_M_3	-283.924322
DX188	P_INT_VALLE_F	-78.099798
DX188	P_INT_VALLE_0	-212.999985
DX188	P_M_2	0.000000
DX188	P_M_3	0.000000
DX188	P_M_4	0.000000
DX188	P_M_5	0.000000
DX188	P_V_2	237.666947
DX188	P_V_3	232.602723
DX190	P_INT_VALLE_F	-78.099798
DX190	P_INT_VALLE_0	-212.999985
DX190	P_M_2	0.000000
DX190	P_M_3	0.000000
DX190	P_M_4	0.000000
DX190	P_M_5	0.000000
DX190	P_V_2	237.666947
DX190	P_V_3	232.602723
DX195	P_INT_VALLE_F	-78.099798
DX195	P_INT_VALLE_0	-212.999985
DX195	P_M_2	0.000000
DX195	P_M_3	0.000000
DX195	P_M_4	0.000000



DX195	P_M_5	0.000000
DX195	P_V_2	237.666947
DX195	P_V_3	232.602723
DX183	P_INT_VALLE_F	-78.099798
DX183	P_INT_VALLE_0	-212.999985
DX183	P_M_2	0.000000
DX183	P_M_3	0.000000
DX183	P_M_4	0.000000
DX183	P_M_5	0.000000
DX183	P_V_2	237.666947
DX183	P_V_3	232.602723
DX189	P_INT_VALLE_F	-78.099798
DX189	P_INT_VALLE_0	-212.999985
DX189	P_M_2	0.000000
DX189	P_M_3	0.000000
DX189	P_M_4	0.000000
DX189	P_M_5	0.000000
DX189	P_V_2	237.666947
DX189	P_V_3	232.602723
DX185	P_INT_VALLE_F	-78.099798
DX185	P_INT_VALLE_0	-212.999985
DX185	P_M_2	0.000000
DX185	P_M_3	0.000000
DX185	P_M_4	0.000000
DX185	P_M_5	0.000000
DX185	P_V_2	237.666947
DX185	P_V_3	232.602723
DX193	P_INT_VALLE_F	-78.099798
DX193	P_INT_VALLE_0	-212.999985
DX193	P_M_2	0.000000
DX193	P_M_3	0.000000
DX193	P_M_4	0.000000
DX193	P_M_5	0.000000
DX193	P_V_2	237.666947
DX193	P_V_3	232.602723
DX192	P_INT_VALLE_F	-78.099798
DX192	P_INT_VALLE_0	-212.999985
DX192	P_M_2	0.000000
DX192	P_M_3	0.000000
DX192	P_M_4	0.000000
DX192	P_M_5	0.000000
DX192	P_V_2	237.666947
DX192	P_V_3	232.602723
DX186	P_INT_VALLE_F	-78.099798
DX186	P_INT_VALLE_0	-212.999985
DX186	P_M_2	0.000000
DX186	P_M_3	0.000000
DX186	P_M_4	0.000000
DX186	P_M_5	0.000000
DX186	P_V_2	237.666947
DX186	P_V_3	232.602723
SX201	P_INT_MONTE_F	63.899798
SX201	P_INT_MONTE_0	198.799985
SX201	P_V_2	0.000000
SX201	P_V_3	0.000000
SX201	P_V_4	0.000000
SX201	P_V_5	0.000000
SX201	P_M_2	-118.830513
SX201	P_M_3	-262.670319
SX203	P_INT_MONTE_F	63.899798
SX203	P_INT_MONTE_0	198.799985
SX203	P_V_2	0.000000
SX203	P_V_3	0.000000
SX203	P_V_4	0.000000
SX203	P_V_5	0.000000
SX203	P_M_2	-118.830513
SX203	P_M_3	-262.670319
SX196	P_INT_MONTE_F	63.899798
SX196	P_INT_MONTE_0	198.799985
SX196	P_V_2	0.000000
SX196	P_V_3	0.000000
SX196	P_V_4	0.000000
SX196	P_V_5	0.000000
SX196	P_M_2	-118.830513
SX196	P_M_3	-262.670319
SX208	P_INT_MONTE_F	63.899798
SX208	P_INT_MONTE_0	198.799985
SX208	P_V_2	0.000000
SX208	P_V_3	0.000000
SX208	P_V_4	0.000000
SX208	P_V_5	0.000000



Autorità Portuale di Taranto
Interventi per il dragaggio di 2,3 M m³ di sedimenti in area Molo Polisettoriale e per la realizzazione di un primo lotto della cassa di colmata funzionale all'ampliamento del V Sporgente del Porto di Taranto

Allegati alla relazione di calcolo strutturale allineamento "BC"

Data 05/2016
Rev. B
c.d.c.: C296A
514B

SX208	P_M_2	-118.830513
SX208	P_M_3	-262.670319
SX197	P_INT_MONTE_F	63.899798
SX197	P_INT_MONTE_0	198.799985
SX197	P_V_2	0.000000
SX197	P_V_3	0.000000
SX197	P_V_4	0.000000
SX197	P_V_5	0.000000
SX197	P_M_2	-118.830513
SX197	P_M_3	-262.670319
SX198	P_INT_MONTE_F	63.899798
SX198	P_INT_MONTE_0	198.799985
SX198	P_V_2	0.000000
SX198	P_V_3	0.000000
SX198	P_V_4	0.000000
SX198	P_V_5	0.000000
SX198	P_M_2	-118.830513
SX198	P_M_3	-262.670319
SX206	P_INT_MONTE_F	63.899798
SX206	P_INT_MONTE_0	198.799985
SX206	P_V_2	0.000000
SX206	P_V_3	0.000000
SX206	P_V_4	0.000000
SX206	P_V_5	0.000000
SX206	P_M_2	-118.830513
SX206	P_M_3	-262.670319
SX202	P_INT_MONTE_F	63.899798
SX202	P_INT_MONTE_0	198.799985
SX202	P_V_2	0.000000
SX202	P_V_3	0.000000
SX202	P_V_4	0.000000
SX202	P_V_5	0.000000
SX202	P_M_2	-118.830513
SX202	P_M_3	-262.670319
SX199	P_INT_MONTE_F	63.899798
SX199	P_INT_MONTE_0	198.799985
SX199	P_V_2	0.000000
SX199	P_V_3	0.000000
SX199	P_V_4	0.000000
SX199	P_V_5	0.000000
SX199	P_M_2	-118.830513
SX199	P_M_3	-262.670319
SX205	P_INT_MONTE_F	63.899798
SX205	P_INT_MONTE_0	198.799985
SX205	P_V_2	0.000000
SX205	P_V_3	0.000000
SX205	P_V_4	0.000000
SX205	P_V_5	0.000000
SX205	P_M_2	-118.830513
SX205	P_M_3	-262.670319
DX201	P_INT_VALLE_F	-63.899798
DX201	P_INT_VALLE_0	-198.799985
DX201	P_M_2	0.000000
DX201	P_M_3	0.000000
DX201	P_M_4	0.000000
DX201	P_M_5	0.000000
DX201	P_V_2	217.034673
DX201	P_V_3	227.263239
DX203	P_INT_VALLE_F	-63.899798
DX203	P_INT_VALLE_0	-198.799985
DX203	P_M_2	0.000000
DX203	P_M_3	0.000000
DX203	P_M_4	0.000000
DX203	P_M_5	0.000000
DX203	P_V_2	217.034673
DX203	P_V_3	227.263239
DX208	P_INT_VALLE_F	-63.899798
DX208	P_INT_VALLE_0	-198.799985
DX208	P_M_2	0.000000
DX208	P_M_3	0.000000
DX208	P_M_4	0.000000
DX208	P_M_5	0.000000
DX208	P_V_2	217.034673
DX208	P_V_3	227.263239
DX196	P_INT_VALLE_F	-63.899798
DX196	P_INT_VALLE_0	-198.799985
DX196	P_M_2	0.000000
DX196	P_M_3	0.000000
DX196	P_M_4	0.000000
DX196	P_M_5	0.000000
DX196	P_V_2	217.034673



DX196	P_V_3	227.263239
DX202	P_INT_VALLE_F	-63.899798
DX202	P_INT_VALLE_0	-198.799985
DX202	P_M_2	0.000000
DX202	P_M_3	0.000000
DX202	P_M_4	0.000000
DX202	P_M_5	0.000000
DX202	P_V_2	217.034673
DX202	P_V_3	227.263239
DX198	P_INT_VALLE_F	-63.899798
DX198	P_INT_VALLE_0	-198.799985
DX198	P_M_2	0.000000
DX198	P_M_3	0.000000
DX198	P_M_4	0.000000
DX198	P_M_5	0.000000
DX198	P_V_2	217.034673
DX198	P_V_3	227.263239
DX206	P_INT_VALLE_F	-63.899798
DX206	P_INT_VALLE_0	-198.799985
DX206	P_M_2	0.000000
DX206	P_M_3	0.000000
DX206	P_M_4	0.000000
DX206	P_M_5	0.000000
DX206	P_V_2	217.034673
DX206	P_V_3	227.263239
DX205	P_INT_VALLE_F	-63.899798
DX205	P_INT_VALLE_0	-198.799985
DX205	P_M_2	0.000000
DX205	P_M_3	0.000000
DX205	P_M_4	0.000000
DX205	P_M_5	0.000000
DX205	P_V_2	217.034673
DX205	P_V_3	227.263239
DX199	P_INT_VALLE_F	-63.899798
DX199	P_INT_VALLE_0	-198.799985
DX199	P_M_2	0.000000
DX199	P_M_3	0.000000
DX199	P_M_4	0.000000
DX199	P_M_5	0.000000
DX199	P_V_2	217.034673
DX199	P_V_3	227.263239
SX214	P_INT_MONTE_F	50.291470
SX214	P_INT_MONTE_0	185.191656
SX214	P_V_2	0.000000
SX214	P_V_3	0.000000
SX214	P_V_4	0.000000
SX214	P_V_5	0.000000
SX214	P_M_2	-105.375880
SX214	P_M_3	-239.580729
SX216	P_INT_MONTE_F	50.291470
SX216	P_INT_MONTE_0	185.191656
SX216	P_V_2	0.000000
SX216	P_V_3	0.000000
SX216	P_V_4	0.000000
SX216	P_V_5	0.000000
SX216	P_M_2	-105.375880
SX216	P_M_3	-239.580729
SX209	P_INT_MONTE_F	50.291470
SX209	P_INT_MONTE_0	185.191656
SX209	P_V_2	0.000000
SX209	P_V_3	0.000000
SX209	P_V_4	0.000000
SX209	P_V_5	0.000000
SX209	P_M_2	-105.375880
SX209	P_M_3	-239.580729
SX221	P_INT_MONTE_F	50.291470
SX221	P_INT_MONTE_0	185.191656
SX221	P_V_2	0.000000
SX221	P_V_3	0.000000
SX221	P_V_4	0.000000
SX221	P_V_5	0.000000
SX221	P_M_2	-105.375880
SX221	P_M_3	-239.580729
SX210	P_INT_MONTE_F	50.291470
SX210	P_INT_MONTE_0	185.191656
SX210	P_V_2	0.000000
SX210	P_V_3	0.000000
SX210	P_V_4	0.000000
SX210	P_V_5	0.000000
SX210	P_M_2	-105.375880
SX210	P_M_3	-239.580729



Autorità Portuale di Taranto
Interventi per il dragaggio di 2,3 M³ di sedimenti in area Molo Polisettoriale e per la realizzazione di un primo lotto della cassa di colmata funzionale all'ampliamento del V Sporgente del Porto di Taranto

Allegati alla relazione di calcolo strutturale allineamento "BC"

Data 05/2016
Rev. B
c.d.c.: C296A
514B

SX211	P_INT_MONTE_F	50.291470
SX211	P_INT_MONTE_0	185.191656
SX211	P_V_2	0.000000
SX211	P_V_3	0.000000
SX211	P_V_4	0.000000
SX211	P_V_5	0.000000
SX211	P_M_2	-105.375880
SX211	P_M_3	-239.580729
SX219	P_INT_MONTE_F	50.291470
SX219	P_INT_MONTE_0	185.191656
SX219	P_V_2	0.000000
SX219	P_V_3	0.000000
SX219	P_V_4	0.000000
SX219	P_V_5	0.000000
SX219	P_M_2	-105.375880
SX219	P_M_3	-239.580729
SX215	P_INT_MONTE_F	50.291470
SX215	P_INT_MONTE_0	185.191656
SX215	P_V_2	0.000000
SX215	P_V_3	0.000000
SX215	P_V_4	0.000000
SX215	P_V_5	0.000000
SX215	P_M_2	-105.375880
SX215	P_M_3	-239.580729
SX212	P_INT_MONTE_F	50.291470
SX212	P_INT_MONTE_0	185.191656
SX212	P_V_2	0.000000
SX212	P_V_3	0.000000
SX212	P_V_4	0.000000
SX212	P_V_5	0.000000
SX212	P_M_2	-105.375880
SX212	P_M_3	-239.580729
SX218	P_INT_MONTE_F	50.291470
SX218	P_INT_MONTE_0	185.191656
SX218	P_V_2	0.000000
SX218	P_V_3	0.000000
SX218	P_V_4	0.000000
SX218	P_V_5	0.000000
SX218	P_M_2	-105.375880
SX218	P_M_3	-239.580729
DX214	P_INT_VALLE_F	-50.291470
DX214	P_INT_VALLE_0	-185.191656
DX214	P_M_2	0.000000
DX214	P_M_3	0.000000
DX214	P_M_4	0.000000
DX214	P_M_5	0.000000
DX214	P_V_2	194.992269
DX214	P_V_3	201.690642
DX216	P_INT_VALLE_F	-50.291470
DX216	P_INT_VALLE_0	-185.191656
DX216	P_M_2	0.000000
DX216	P_M_3	0.000000
DX216	P_M_4	0.000000
DX216	P_M_5	0.000000
DX216	P_V_2	194.992269
DX216	P_V_3	201.690642
DX221	P_INT_VALLE_F	-50.291470
DX221	P_INT_VALLE_0	-185.191656
DX221	P_M_2	0.000000
DX221	P_M_3	0.000000
DX221	P_M_4	0.000000
DX221	P_M_5	0.000000
DX221	P_V_2	194.992269
DX221	P_V_3	201.690642
DX209	P_INT_VALLE_F	-50.291470
DX209	P_INT_VALLE_0	-185.191656
DX209	P_M_2	0.000000
DX209	P_M_3	0.000000
DX209	P_M_4	0.000000
DX209	P_M_5	0.000000
DX209	P_V_2	194.992269
DX209	P_V_3	201.690642
DX215	P_INT_VALLE_F	-50.291470
DX215	P_INT_VALLE_0	-185.191656
DX215	P_M_2	0.000000
DX215	P_M_3	0.000000
DX215	P_M_4	0.000000
DX215	P_M_5	0.000000
DX215	P_V_2	194.992269
DX215	P_V_3	201.690642
DX211	P_INT_VALLE_F	-50.291470



Autorità Portuale di Taranto
Interventi per il dragaggio di 2,3 M m³ di sedimenti in area Molo Polisettoriale e per la realizzazione di un primo lotto della cassa di colmata funzionale all'ampliamento del V Sporgente del Porto di Taranto

Allegati alla relazione di calcolo strutturale allineamento "BC"

Data 05/2016
Rev. B
c.d.c.: C296A
514B



DX211	P_INT_VALLE_0	-185.191656
DX211	P_M_2	0.000000
DX211	P_M_3	0.000000
DX211	P_M_4	0.000000
DX211	P_M_5	0.000000
DX211	P_V_2	194.992269
DX211	P_V_3	201.690642
DX219	P_INT_VALLE_F	-50.291470
DX219	P_INT_VALLE_0	-185.191656
DX219	P_M_2	0.000000
DX219	P_M_3	0.000000
DX219	P_M_4	0.000000
DX219	P_M_5	0.000000
DX219	P_V_2	194.992269
DX219	P_V_3	201.690642
DX218	P_INT_VALLE_F	-50.291470
DX218	P_INT_VALLE_0	-185.191656
DX218	P_M_2	0.000000
DX218	P_M_3	0.000000
DX218	P_M_4	0.000000
DX218	P_M_5	0.000000
DX218	P_V_2	194.992269
DX218	P_V_3	201.690642
DX212	P_INT_VALLE_F	-50.291470
DX212	P_INT_VALLE_0	-185.191656
DX212	P_M_2	0.000000
DX212	P_M_3	0.000000
DX212	P_M_4	0.000000
DX212	P_M_5	0.000000
DX212	P_V_2	194.992269
DX212	P_V_3	201.690642
SX227	P_INT_MONTE_F	35.203970
SX227	P_INT_MONTE_0	170.104156
SX227	P_V_2	0.000000
SX227	P_V_3	0.000000
SX227	P_V_4	0.000000
SX227	P_V_5	0.000000
SX227	P_M_2	-93.148157
SX227	P_M_3	-215.856415
SX229	P_INT_MONTE_F	35.203970
SX229	P_INT_MONTE_0	170.104156
SX229	P_V_2	0.000000
SX229	P_V_3	0.000000
SX229	P_V_4	0.000000
SX229	P_V_5	0.000000
SX229	P_M_2	-93.148157
SX229	P_M_3	-215.856415
SX222	P_INT_MONTE_F	35.203970
SX222	P_INT_MONTE_0	170.104156
SX222	P_V_2	0.000000
SX222	P_V_3	0.000000
SX222	P_V_4	0.000000
SX222	P_V_5	0.000000
SX222	P_M_2	-93.148157
SX222	P_M_3	-215.856415
SX234	P_INT_MONTE_F	35.203970
SX234	P_INT_MONTE_0	170.104156
SX234	P_V_2	0.000000
SX234	P_V_3	0.000000
SX234	P_V_4	0.000000
SX234	P_V_5	0.000000
SX234	P_M_2	-93.148157
SX234	P_M_3	-215.856415
SX223	P_INT_MONTE_F	35.203970
SX223	P_INT_MONTE_0	170.104156
SX223	P_V_2	0.000000
SX223	P_V_3	0.000000
SX223	P_V_4	0.000000
SX223	P_V_5	0.000000
SX223	P_M_2	-93.148157
SX223	P_M_3	-215.856415
SX224	P_INT_MONTE_F	35.203970
SX224	P_INT_MONTE_0	170.104156
SX224	P_V_2	0.000000
SX224	P_V_3	0.000000
SX224	P_V_4	0.000000
SX224	P_V_5	0.000000
SX224	P_M_2	-93.148157
SX224	P_M_3	-215.856415
SX232	P_INT_MONTE_F	35.203970
SX232	P_INT_MONTE_0	170.104156



Autorità Portuale di Taranto
Interventi per il dragaggio di 2,3 M m³ di sedimenti in area Molo Polisettoriale e per la realizzazione di un primo lotto della cassa di colmata funzionale all'ampliamento del V Sporgente del Porto di Taranto

Allegati alla relazione di calcolo strutturale allineamento "BC"

Data 05/2016
Rev. B
c.d.c.: C296A
514B

SX232	P_V_2	0.000000
SX232	P_V_3	0.000000
SX232	P_V_4	0.000000
SX232	P_V_5	0.000000
SX232	P_M_2	-93.148157
SX232	P_M_3	-215.856415
SX404	P_INT_MONTE_F	0.000000
SX404	P_INT_MONTE_0	0.000000
SX404	P_V_2	0.000000
SX404	P_V_3	0.000000
SX404	P_V_4	0.000000
SX404	P_V_5	0.000000
SX404	P_M_2	-13.516151
SX404	P_M_3	0.000000
SX228	P_INT_MONTE_F	35.203970
SX228	P_INT_MONTE_0	170.104156
SX228	P_V_2	0.000000
SX228	P_V_3	0.000000
SX228	P_V_4	0.000000
SX228	P_V_5	0.000000
SX228	P_M_2	-93.148157
SX228	P_M_3	-215.856415
SX225	P_INT_MONTE_F	35.203970
SX225	P_INT_MONTE_0	170.104156
SX225	P_V_2	0.000000
SX225	P_V_3	0.000000
SX225	P_V_4	0.000000
SX225	P_V_5	0.000000
SX225	P_M_2	-93.148157
SX225	P_M_3	-215.856415
SX231	P_INT_MONTE_F	35.203970
SX231	P_INT_MONTE_0	170.104156
SX231	P_V_2	0.000000
SX231	P_V_3	0.000000
SX231	P_V_4	0.000000
SX231	P_V_5	0.000000
SX231	P_M_2	-93.148157
SX231	P_M_3	-215.856415
DX227	P_INT_VALLE_F	-35.203970
DX227	P_INT_VALLE_0	-170.104156
DX227	P_M_2	0.000000
DX227	P_M_3	0.000000
DX227	P_M_4	0.000000
DX227	P_M_5	0.000000
DX227	P_V_2	172.087063
DX227	P_V_3	181.328912
DX229	P_INT_VALLE_F	-35.203970
DX229	P_INT_VALLE_0	-170.104156
DX229	P_M_2	0.000000
DX229	P_M_3	0.000000
DX229	P_M_4	0.000000
DX229	P_M_5	0.000000
DX229	P_V_2	172.087063
DX229	P_V_3	181.328912
DX234	P_INT_VALLE_F	-35.203970
DX234	P_INT_VALLE_0	-170.104156
DX234	P_M_2	0.000000
DX234	P_M_3	0.000000
DX234	P_M_4	0.000000
DX234	P_M_5	0.000000
DX234	P_V_2	172.087063
DX234	P_V_3	181.328912
DX222	P_INT_VALLE_F	-35.203970
DX222	P_INT_VALLE_0	-170.104156
DX222	P_M_2	0.000000
DX222	P_M_3	0.000000
DX222	P_M_4	0.000000
DX222	P_M_5	0.000000
DX222	P_V_2	172.087063
DX222	P_V_3	181.328912
DX228	P_INT_VALLE_F	-35.203970
DX228	P_INT_VALLE_0	-170.104156
DX228	P_M_2	0.000000
DX228	P_M_3	0.000000
DX228	P_M_4	0.000000
DX228	P_M_5	0.000000
DX228	P_V_2	172.087063
DX228	P_V_3	181.328912
DX224	P_INT_VALLE_F	-35.203970
DX224	P_INT_VALLE_0	-170.104156
DX224	P_M_2	0.000000

DX224	P_M_3	0.000000
DX224	P_M_4	0.000000
DX224	P_M_5	0.000000
DX224	P_V_2	172.087063
DX224	P_V_3	181.328912
DX232	P_INT_VALLE_F	-35.203970
DX232	P_INT_VALLE_0	-170.104156
DX232	P_M_2	0.000000
DX232	P_M_3	0.000000
DX232	P_M_4	0.000000
DX232	P_M_5	0.000000
DX232	P_V_2	172.087063
DX232	P_V_3	181.328912
DX231	P_INT_VALLE_F	-35.203970
DX231	P_INT_VALLE_0	-170.104156
DX231	P_M_2	0.000000
DX231	P_M_3	0.000000
DX231	P_M_4	0.000000
DX231	P_M_5	0.000000
DX231	P_V_2	172.087063
DX231	P_V_3	181.328912
DX225	P_INT_VALLE_F	-35.203970
DX225	P_INT_VALLE_0	-170.104156
DX225	P_M_2	0.000000
DX225	P_M_3	0.000000
DX225	P_M_4	0.000000
DX225	P_M_5	0.000000
DX225	P_V_2	172.087063
DX225	P_V_3	181.328912
SX240	P_INT_MONTE_F	21.299798
SX240	P_INT_MONTE_0	156.199985
SX240	P_V_2	0.000000
SX240	P_V_3	0.000000
SX240	P_V_4	0.000000
SX240	P_V_5	0.000000
SX240	P_M_2	-83.226534
SX240	P_M_3	-189.845061
SX242	P_INT_MONTE_F	21.299798
SX242	P_INT_MONTE_0	156.199985
SX242	P_V_2	0.000000
SX242	P_V_3	0.000000
SX242	P_V_4	0.000000
SX242	P_V_5	0.000000
SX242	P_M_2	-83.226534
SX242	P_M_3	-189.845061
SX235	P_INT_MONTE_F	21.299798
SX235	P_INT_MONTE_0	156.199985
SX235	P_V_2	0.000000
SX235	P_V_3	0.000000
SX235	P_V_4	0.000000
SX235	P_V_5	0.000000
SX235	P_M_2	-83.226534
SX235	P_M_3	-189.845061
SX247	P_INT_MONTE_F	21.299798
SX247	P_INT_MONTE_0	156.199985
SX247	P_V_2	0.000000
SX247	P_V_3	0.000000
SX247	P_V_4	0.000000
SX247	P_V_5	0.000000
SX247	P_M_2	-83.226534
SX247	P_M_3	-189.845061
SX236	P_INT_MONTE_F	21.299798
SX236	P_INT_MONTE_0	156.199985
SX236	P_V_2	0.000000
SX236	P_V_3	0.000000
SX236	P_V_4	0.000000
SX236	P_V_5	0.000000
SX236	P_M_2	-83.226534
SX236	P_M_3	-189.845061
SX237	P_INT_MONTE_F	21.299798
SX237	P_INT_MONTE_0	156.199985
SX237	P_V_2	0.000000
SX237	P_V_3	0.000000
SX237	P_V_4	0.000000
SX237	P_V_5	0.000000
SX237	P_M_2	-83.226534
SX237	P_M_3	-189.845061
SX245	P_INT_MONTE_F	21.299798
SX245	P_INT_MONTE_0	156.199985
SX245	P_V_2	0.000000
SX245	P_V_3	0.000000



ingLuigiSeverini.studio
Ingegneria Italiana



SX245	P_V_4	0.000000
SX245	P_V_5	0.000000
SX245	P_M_2	-83.226534
SX245	P_M_3	-189.845061
SX417	P_INT_MONTE_F	0.000000
SX417	P_INT_MONTE_0	0.000000
SX417	P_V_2	0.000000
SX417	P_V_3	0.000000
SX417	P_V_4	0.000000
SX417	P_V_5	0.000000
SX417	P_M_2	-3.629168
SX417	P_M_3	0.000000
SX241	P_INT_MONTE_F	21.299798
SX241	P_INT_MONTE_0	156.199985
SX241	P_V_2	0.000000
SX241	P_V_3	0.000000
SX241	P_V_4	0.000000
SX241	P_V_5	0.000000
SX241	P_M_2	-83.226534
SX241	P_M_3	-189.845061
SX238	P_INT_MONTE_F	21.299798
SX238	P_INT_MONTE_0	156.199985
SX238	P_V_2	0.000000
SX238	P_V_3	0.000000
SX238	P_V_4	0.000000
SX238	P_V_5	0.000000
SX238	P_M_2	-83.226534
SX238	P_M_3	-189.845061
SX244	P_INT_MONTE_F	21.299798
SX244	P_INT_MONTE_0	156.199985
SX244	P_V_2	0.000000
SX244	P_V_3	0.000000
SX244	P_V_4	0.000000
SX244	P_V_5	0.000000
SX244	P_M_2	-83.226534
SX244	P_M_3	-189.845061
DX240	P_INT_VALLE_F	-21.299798
DX240	P_INT_VALLE_0	-156.199985
DX240	P_M_2	0.000000
DX240	P_M_3	0.000000
DX240	P_M_4	0.000000
DX240	P_M_5	0.000000
DX240	P_V_2	142.825615
DX240	P_V_3	167.700188
DX242	P_INT_VALLE_F	-21.299798
DX242	P_INT_VALLE_0	-156.199985
DX242	P_M_2	0.000000
DX242	P_M_3	0.000000
DX242	P_M_4	0.000000
DX242	P_M_5	0.000000
DX242	P_V_2	142.825615
DX242	P_V_3	167.700188
DX247	P_INT_VALLE_F	-21.299798
DX247	P_INT_VALLE_0	-156.199985
DX247	P_M_2	0.000000
DX247	P_M_3	0.000000
DX247	P_M_4	0.000000
DX247	P_M_5	0.000000
DX247	P_V_2	142.825615
DX247	P_V_3	167.700188
DX235	P_INT_VALLE_F	-21.299798
DX235	P_INT_VALLE_0	-156.199985
DX235	P_M_2	0.000000
DX235	P_M_3	0.000000
DX235	P_M_4	0.000000
DX235	P_M_5	0.000000
DX235	P_V_2	142.825615
DX235	P_V_3	167.700188
DX241	P_INT_VALLE_F	-21.299798
DX241	P_INT_VALLE_0	-156.199985
DX241	P_M_2	0.000000
DX241	P_M_3	0.000000
DX241	P_M_4	0.000000
DX241	P_M_5	0.000000
DX241	P_V_2	142.825615
DX241	P_V_3	167.700188
DX237	P_INT_VALLE_F	-21.299798
DX237	P_INT_VALLE_0	-156.199985
DX237	P_M_2	0.000000
DX237	P_M_3	0.000000
DX237	P_M_4	0.000000



Autorità Portuale di Taranto
Interventi per il dragaggio di 2,3 M m³ di sedimenti in area Molo Polisettoriale e per la realizzazione di un primo lotto della cassa di colmata funzionale all'ampliamento del V Sporgente del Porto di Taranto

Allegati alla relazione di calcolo strutturale allineamento "BC"

Data 05/2016
Rev. B
c.d.c.: C296A
514B



DX237	P_M_5	0.000000
DX237	P_V_2	142.825615
DX237	P_V_3	167.700188
DX245	P_INT_VALLE_F	-21.299798
DX245	P_INT_VALLE_0	-156.199985
DX245	P_M_2	0.000000
DX245	P_M_3	0.000000
DX245	P_M_4	0.000000
DX245	P_M_5	0.000000
DX245	P_V_2	142.825615
DX245	P_V_3	167.700188
DX244	P_INT_VALLE_F	-21.299798
DX244	P_INT_VALLE_0	-156.199985
DX244	P_M_2	0.000000
DX244	P_M_3	0.000000
DX244	P_M_4	0.000000
DX244	P_M_5	0.000000
DX244	P_V_2	142.825615
DX244	P_V_3	167.700188
DX238	P_INT_VALLE_F	-21.299798
DX238	P_INT_VALLE_0	-156.199985
DX238	P_M_2	0.000000
DX238	P_M_3	0.000000
DX238	P_M_4	0.000000
DX238	P_M_5	0.000000
DX238	P_V_2	142.825615
DX238	P_V_3	167.700188
SX253	P_INT_MONTE_F	7.099798
SX253	P_INT_MONTE_0	141.999985
SX253	P_V_2	0.000000
SX253	P_V_3	0.000000
SX253	P_V_4	0.000000
SX253	P_V_5	0.000000
SX253	P_M_2	-65.489149
SX253	P_M_3	-160.638016
SX255	P_INT_MONTE_F	7.099798
SX255	P_INT_MONTE_0	141.999985
SX255	P_V_2	0.000000
SX255	P_V_3	0.000000
SX255	P_V_4	0.000000
SX255	P_V_5	0.000000
SX255	P_M_2	-65.489149
SX255	P_M_3	-160.638016
SX248	P_INT_MONTE_F	7.099798
SX248	P_INT_MONTE_0	141.999985
SX248	P_V_2	0.000000
SX248	P_V_3	0.000000
SX248	P_V_4	0.000000
SX248	P_V_5	0.000000
SX248	P_M_2	-65.489149
SX248	P_M_3	-160.638016
SX260	P_INT_MONTE_F	7.099798
SX260	P_INT_MONTE_0	141.999985
SX260	P_V_2	0.000000
SX260	P_V_3	0.000000
SX260	P_V_4	0.000000
SX260	P_V_5	0.000000
SX260	P_M_2	-65.489149
SX260	P_M_3	-160.638016
SX249	P_INT_MONTE_F	7.099798
SX249	P_INT_MONTE_0	141.999985
SX249	P_V_2	0.000000
SX249	P_V_3	0.000000
SX249	P_V_4	0.000000
SX249	P_V_5	0.000000
SX249	P_M_2	-65.489149
SX249	P_M_3	-160.638016
SX250	P_INT_MONTE_F	7.099798
SX250	P_INT_MONTE_0	141.999985
SX250	P_V_2	0.000000
SX250	P_V_3	0.000000
SX250	P_V_4	0.000000
SX250	P_V_5	0.000000
SX250	P_M_2	-65.489149
SX250	P_M_3	-160.638016
SX258	P_INT_MONTE_F	7.099798
SX258	P_INT_MONTE_0	141.999985
SX258	P_V_2	0.000000
SX258	P_V_3	0.000000
SX258	P_V_4	0.000000
SX258	P_V_5	0.000000



Autorità Portuale di Taranto
Interventi per il dragaggio di 2,3 M m³ di sedimenti in area Molo Polisettoriale e per la realizzazione di un primo lotto della cassa di colmata funzionale all'ampliamento del V Sporgente del Porto di Taranto

Allegati alla relazione di calcolo strutturale allineamento "BC"

Data 05/2016
Rev. B
c.d.c.: C296A
514B

SX258	P_M_2	-65.489149
SX258	P_M_3	-160.638016
SX254	P_INT_MONTE_F	7.099798
SX254	P_INT_MONTE_0	141.999985
SX254	P_V_2	0.000000
SX254	P_V_3	0.000000
SX254	P_V_4	0.000000
SX254	P_V_5	0.000000
SX254	P_M_2	-65.489149
SX254	P_M_3	-160.638016
SX251	P_INT_MONTE_F	7.099798
SX251	P_INT_MONTE_0	141.999985
SX251	P_V_2	0.000000
SX251	P_V_3	0.000000
SX251	P_V_4	0.000000
SX251	P_V_5	0.000000
SX251	P_M_2	-65.489149
SX251	P_M_3	-160.638016
SX257	P_INT_MONTE_F	7.099798
SX257	P_INT_MONTE_0	141.999985
SX257	P_V_2	0.000000
SX257	P_V_3	0.000000
SX257	P_V_4	0.000000
SX257	P_V_5	0.000000
SX257	P_M_2	-65.489149
SX257	P_M_3	-160.638016
DX253	P_INT_VALLE_F	-7.099798
DX253	P_INT_VALLE_0	-141.999985
DX253	P_M_2	0.000000
DX253	P_M_3	0.000000
DX253	P_M_4	0.000000
DX253	P_M_5	0.000000
DX253	P_V_2	111.542923
DX253	P_V_3	147.705744
DX255	P_INT_VALLE_F	-7.099798
DX255	P_INT_VALLE_0	-141.999985
DX255	P_M_2	0.000000
DX255	P_M_3	0.000000
DX255	P_M_4	0.000000
DX255	P_M_5	0.000000
DX255	P_V_2	111.542923
DX255	P_V_3	147.705744
DX260	P_INT_VALLE_F	-7.099798
DX260	P_INT_VALLE_0	-141.999985
DX260	P_M_2	0.000000
DX260	P_M_3	0.000000
DX260	P_M_4	0.000000
DX260	P_M_5	0.000000
DX260	P_V_2	111.542923
DX260	P_V_3	147.705744
DX248	P_INT_VALLE_F	-7.099798
DX248	P_INT_VALLE_0	-141.999985
DX248	P_M_2	0.000000
DX248	P_M_3	0.000000
DX248	P_M_4	0.000000
DX248	P_M_5	0.000000
DX248	P_V_2	111.542923
DX248	P_V_3	147.705744
DX254	P_INT_VALLE_F	-7.099798
DX254	P_INT_VALLE_0	-141.999985
DX254	P_M_2	0.000000
DX254	P_M_3	0.000000
DX254	P_M_4	0.000000
DX254	P_M_5	0.000000
DX254	P_V_2	111.542923
DX254	P_V_3	147.705744
DX250	P_INT_VALLE_F	-7.099798
DX250	P_INT_VALLE_0	-141.999985
DX250	P_M_2	0.000000
DX250	P_M_3	0.000000
DX250	P_M_4	0.000000
DX250	P_M_5	0.000000
DX250	P_V_2	111.542923
DX250	P_V_3	147.705744
DX258	P_INT_VALLE_F	-7.099798
DX258	P_INT_VALLE_0	-141.999985
DX258	P_M_2	0.000000
DX258	P_M_3	0.000000
DX258	P_M_4	0.000000
DX258	P_M_5	0.000000
DX258	P_V_2	111.542923



DX258	P_V_3	147.705744
DX257	P_INT_VALLE_F	-7.099798
DX257	P_INT_VALLE_0	-141.999985
DX257	P_M_2	0.000000
DX257	P_M_3	0.000000
DX257	P_M_4	0.000000
DX257	P_M_5	0.000000
DX257	P_V_2	111.542923
DX257	P_V_3	147.705744
DX251	P_INT_VALLE_F	-7.099798
DX251	P_INT_VALLE_0	-141.999985
DX251	P_M_2	0.000000
DX251	P_M_3	0.000000
DX251	P_M_4	0.000000
DX251	P_M_5	0.000000
DX251	P_V_2	111.542923
DX251	P_V_3	147.705744
SX266	P_INT_MONTE_F	0.000000
SX266	P_INT_MONTE_0	127.799985
SX266	P_V_2	0.000000
SX266	P_V_3	0.000000
SX266	P_V_4	0.000000
SX266	P_V_5	0.000000
SX266	P_M_2	-105.849837
SX266	P_M_3	-89.999900
SX268	P_INT_MONTE_F	0.000000
SX268	P_INT_MONTE_0	127.799985
SX268	P_V_2	0.000000
SX268	P_V_3	0.000000
SX268	P_V_4	0.000000
SX268	P_V_5	0.000000
SX268	P_M_2	-105.849837
SX268	P_M_3	-89.999900
SX261	P_INT_MONTE_F	0.000000
SX261	P_INT_MONTE_0	127.799985
SX261	P_V_2	0.000000
SX261	P_V_3	0.000000
SX261	P_V_4	0.000000
SX261	P_V_5	0.000000
SX261	P_M_2	-105.849837
SX261	P_M_3	-89.999900
SX273	P_INT_MONTE_F	0.000000
SX273	P_INT_MONTE_0	127.799985
SX273	P_V_2	0.000000
SX273	P_V_3	0.000000
SX273	P_V_4	0.000000
SX273	P_V_5	0.000000
SX273	P_M_2	-105.849837
SX273	P_M_3	-89.999900
SX262	P_INT_MONTE_F	0.000000
SX262	P_INT_MONTE_0	127.799985
SX262	P_V_2	0.000000
SX262	P_V_3	0.000000
SX262	P_V_4	0.000000
SX262	P_V_5	0.000000
SX262	P_M_2	-105.849837
SX262	P_M_3	-89.999900
SX263	P_INT_MONTE_F	0.000000
SX263	P_INT_MONTE_0	127.799985
SX263	P_V_2	0.000000
SX263	P_V_3	0.000000
SX263	P_V_4	0.000000
SX263	P_V_5	0.000000
SX263	P_M_2	-105.849837
SX263	P_M_3	-89.999900
SX271	P_INT_MONTE_F	0.000000
SX271	P_INT_MONTE_0	127.799985
SX271	P_V_2	0.000000
SX271	P_V_3	0.000000
SX271	P_V_4	0.000000
SX271	P_V_5	0.000000
SX271	P_M_2	-105.849837
SX271	P_M_3	-89.999900
SX267	P_INT_MONTE_F	0.000000
SX267	P_INT_MONTE_0	127.799985
SX267	P_V_2	0.000000
SX267	P_V_3	0.000000
SX267	P_V_4	0.000000
SX267	P_V_5	0.000000
SX267	P_M_2	-105.849837
SX267	P_M_3	-89.999900



Autorità Portuale di Taranto
Interventi per il dragaggio di 2,3 M m³ di sedimenti in area Molo Polisettoriale e per la realizzazione di un primo lotto della cassa di colmata funzionale all'ampliamento del V Sporgente del Porto di Taranto

Allegati alla relazione di calcolo strutturale allineamento "BC"

Data 05/2016
Rev. B
c.d.c.: C296A
514B

SX264	P_INT_MONTE_F	0.000000
SX264	P_INT_MONTE_0	127.799985
SX264	P_V_2	0.000000
SX264	P_V_3	0.000000
SX264	P_V_4	0.000000
SX264	P_V_5	0.000000
SX264	P_M_2	-105.849837
SX264	P_M_3	-89.999900
SX270	P_INT_MONTE_F	0.000000
SX270	P_INT_MONTE_0	127.799985
SX270	P_V_2	0.000000
SX270	P_V_3	0.000000
SX270	P_V_4	0.000000
SX270	P_V_5	0.000000
SX270	P_M_2	-105.849837
SX270	P_M_3	-89.999900
DX266	P_INT_VALLE_F	0.000000
DX266	P_INT_VALLE_0	-127.799985
DX266	P_M_2	0.000000
DX266	P_M_3	0.000000
DX266	P_M_4	0.000000
DX266	P_M_5	0.000000
DX266	P_V_2	59.999900
DX266	P_V_3	153.653307
DX268	P_INT_VALLE_F	0.000000
DX268	P_INT_VALLE_0	-127.799985
DX268	P_M_2	0.000000
DX268	P_M_3	0.000000
DX268	P_M_4	0.000000
DX268	P_M_5	0.000000
DX268	P_V_2	59.999900
DX268	P_V_3	153.653307
DX273	P_INT_VALLE_F	0.000000
DX273	P_INT_VALLE_0	-127.799985
DX273	P_M_2	0.000000
DX273	P_M_3	0.000000
DX273	P_M_4	0.000000
DX273	P_M_5	0.000000
DX273	P_V_2	59.999900
DX273	P_V_3	153.653307
DX261	P_INT_VALLE_F	0.000000
DX261	P_INT_VALLE_0	-127.799985
DX261	P_M_2	0.000000
DX261	P_M_3	0.000000
DX261	P_M_4	0.000000
DX261	P_M_5	0.000000
DX261	P_V_2	59.999900
DX261	P_V_3	153.653307
DX267	P_INT_VALLE_F	0.000000
DX267	P_INT_VALLE_0	-127.799985
DX267	P_M_2	0.000000
DX267	P_M_3	0.000000
DX267	P_M_4	0.000000
DX267	P_M_5	0.000000
DX267	P_V_2	59.999900
DX267	P_V_3	153.653307
DX263	P_INT_VALLE_F	0.000000
DX263	P_INT_VALLE_0	-127.799985
DX263	P_M_2	0.000000
DX263	P_M_3	0.000000
DX263	P_M_4	0.000000
DX263	P_M_5	0.000000
DX263	P_V_2	59.999900
DX263	P_V_3	153.653307
DX271	P_INT_VALLE_F	0.000000
DX271	P_INT_VALLE_0	-127.799985
DX271	P_M_2	0.000000
DX271	P_M_3	0.000000
DX271	P_M_4	0.000000
DX271	P_M_5	0.000000
DX271	P_V_2	59.999900
DX271	P_V_3	153.653307
DX270	P_INT_VALLE_F	0.000000
DX270	P_INT_VALLE_0	-127.799985
DX270	P_M_2	0.000000
DX270	P_M_3	0.000000
DX270	P_M_4	0.000000
DX270	P_M_5	0.000000
DX270	P_V_2	59.999900
DX270	P_V_3	153.653307
DX264	P_INT_VALLE_F	0.000000

DX264	P_INT_VALLE_0	-127.799985
DX264	P_M_2	0.000000
DX264	P_M_3	0.000000
DX264	P_M_4	0.000000
DX264	P_M_5	0.000000
DX264	P_V_2	59.999900
DX264	P_V_3	153.653307
SX279	P_INT_MONTE_F	0.000000
SX279	P_INT_MONTE_0	113.599808
SX279	P_V_2	0.000000
SX279	P_V_3	0.000000
SX279	P_V_4	0.000000
SX279	P_V_5	0.000000
SX279	P_M_2	-96.590805
SX279	P_M_3	-80.033234
SX281	P_INT_MONTE_F	0.000000
SX281	P_INT_MONTE_0	113.599808
SX281	P_V_2	0.000000
SX281	P_V_3	0.000000
SX281	P_V_4	0.000000
SX281	P_V_5	0.000000
SX281	P_M_2	-96.590805
SX281	P_M_3	-80.033234
SX274	P_INT_MONTE_F	0.000000
SX274	P_INT_MONTE_0	113.599808
SX274	P_V_2	0.000000
SX274	P_V_3	0.000000
SX274	P_V_4	0.000000
SX274	P_V_5	0.000000
SX274	P_M_2	-96.590805
SX274	P_M_3	-80.033234
SX286	P_INT_MONTE_F	0.000000
SX286	P_INT_MONTE_0	113.599808
SX286	P_V_2	0.000000
SX286	P_V_3	0.000000
SX286	P_V_4	0.000000
SX286	P_V_5	0.000000
SX286	P_M_2	-96.590805
SX286	P_M_3	-80.033234
SX275	P_INT_MONTE_F	0.000000
SX275	P_INT_MONTE_0	113.599808
SX275	P_V_2	0.000000
SX275	P_V_3	0.000000
SX275	P_V_4	0.000000
SX275	P_V_5	0.000000
SX275	P_M_2	-96.590805
SX275	P_M_3	-80.033234
SX276	P_INT_MONTE_F	0.000000
SX276	P_INT_MONTE_0	113.599808
SX276	P_V_2	0.000000
SX276	P_V_3	0.000000
SX276	P_V_4	0.000000
SX276	P_V_5	0.000000
SX276	P_M_2	-96.590805
SX276	P_M_3	-80.033234
SX284	P_INT_MONTE_F	0.000000
SX284	P_INT_MONTE_0	113.599808
SX284	P_V_2	0.000000
SX284	P_V_3	0.000000
SX284	P_V_4	0.000000
SX284	P_V_5	0.000000
SX284	P_M_2	-96.590805
SX284	P_M_3	-80.033234
SX393	P_INT_MONTE_F	0.000000
SX393	P_INT_MONTE_0	0.000000
SX393	P_V_2	0.000000
SX393	P_V_3	0.000000
SX393	P_V_4	0.000000
SX393	P_V_5	0.000000
SX393	P_M_2	-13.516151
SX393	P_M_3	0.000000
SX280	P_INT_MONTE_F	0.000000
SX280	P_INT_MONTE_0	113.599808
SX280	P_V_2	0.000000
SX280	P_V_3	0.000000
SX280	P_V_4	0.000000
SX280	P_V_5	0.000000
SX280	P_M_2	-96.590805
SX280	P_M_3	-80.033234
SX277	P_INT_MONTE_F	0.000000
SX277	P_INT_MONTE_0	113.599808



Autorità Portuale di Taranto
Interventi per il dragaggio di 2,3 M m³ di sedimenti in area Molo Polisettoriale e per la realizzazione di un primo lotto della cassa di colmata funzionale all'ampliamento del V Sporgente del Porto di Taranto

Allegati alla relazione di calcolo strutturale allineamento "BC"

Data 05/2016
Rev. B
c.d.c.: C296A
514B

SX277	P_V_2	0.000000
SX277	P_V_3	0.000000
SX277	P_V_4	0.000000
SX277	P_V_5	0.000000
SX277	P_M_2	-96.590805
SX277	P_M_3	-80.033234
SX283	P_INT_MONTE_F	0.000000
SX283	P_INT_MONTE_0	113.599808
SX283	P_V_2	0.000000
SX283	P_V_3	0.000000
SX283	P_V_4	0.000000
SX283	P_V_5	0.000000
SX283	P_M_2	-96.590805
SX283	P_M_3	-80.033234
DX279	P_INT_VALLE_F	0.000000
DX279	P_INT_VALLE_0	-113.599808
DX279	P_M_2	0.000000
DX279	P_M_3	0.000000
DX279	P_M_4	0.000000
DX279	P_M_5	0.000000
DX279	P_V_2	50.033234
DX279	P_V_3	113.709901
DX281	P_INT_VALLE_F	0.000000
DX281	P_INT_VALLE_0	-113.599808
DX281	P_M_2	0.000000
DX281	P_M_3	0.000000
DX281	P_M_4	0.000000
DX281	P_M_5	0.000000
DX281	P_V_2	50.033234
DX281	P_V_3	113.709901
DX286	P_INT_VALLE_F	0.000000
DX286	P_INT_VALLE_0	-113.599808
DX286	P_M_2	0.000000
DX286	P_M_3	0.000000
DX286	P_M_4	0.000000
DX286	P_M_5	0.000000
DX286	P_V_2	50.033234
DX286	P_V_3	113.709901
DX274	P_INT_VALLE_F	0.000000
DX274	P_INT_VALLE_0	-113.599808
DX274	P_M_2	0.000000
DX274	P_M_3	0.000000
DX274	P_M_4	0.000000
DX274	P_M_5	0.000000
DX274	P_V_2	50.033234
DX274	P_V_3	113.709901
DX280	P_INT_VALLE_F	0.000000
DX280	P_INT_VALLE_0	-113.599808
DX280	P_M_2	0.000000
DX280	P_M_3	0.000000
DX280	P_M_4	0.000000
DX280	P_M_5	0.000000
DX280	P_V_2	50.033234
DX280	P_V_3	113.709901
DX276	P_INT_VALLE_F	0.000000
DX276	P_INT_VALLE_0	-113.599808
DX276	P_M_2	0.000000
DX276	P_M_3	0.000000
DX276	P_M_4	0.000000
DX276	P_M_5	0.000000
DX276	P_V_2	50.033234
DX276	P_V_3	113.709901
DX284	P_INT_VALLE_F	0.000000
DX284	P_INT_VALLE_0	-113.599808
DX284	P_M_2	0.000000
DX284	P_M_3	0.000000
DX284	P_M_4	0.000000
DX284	P_M_5	0.000000
DX284	P_V_2	50.033234
DX284	P_V_3	113.709901
DX283	P_INT_VALLE_F	0.000000
DX283	P_INT_VALLE_0	-113.599808
DX283	P_M_2	0.000000
DX283	P_M_3	0.000000
DX283	P_M_4	0.000000
DX283	P_M_5	0.000000
DX283	P_V_2	50.033234
DX283	P_V_3	113.709901
DX277	P_INT_VALLE_F	0.000000
DX277	P_INT_VALLE_0	-113.599808
DX277	P_M_2	0.000000

DX277	P_M_3	0.000000
DX277	P_M_4	0.000000
DX277	P_M_5	0.000000
DX277	P_V_2	50.033234
DX277	P_V_3	113.709901
SX292	P_INT_MONTE_F	0.000000
SX292	P_INT_MONTE_0	99.399985
SX292	P_V_2	0.000000
SX292	P_V_3	0.000000
SX292	P_V_4	0.000000
SX292	P_V_5	0.000000
SX292	P_M_2	-87.331771
SX292	P_M_3	-70.066567
SX294	P_INT_MONTE_F	0.000000
SX294	P_INT_MONTE_0	99.399985
SX294	P_V_2	0.000000
SX294	P_V_3	0.000000
SX294	P_V_4	0.000000
SX294	P_V_5	0.000000
SX294	P_M_2	-87.331771
SX294	P_M_3	-70.066567
SX287	P_INT_MONTE_F	0.000000
SX287	P_INT_MONTE_0	99.399985
SX287	P_V_2	0.000000
SX287	P_V_3	0.000000
SX287	P_V_4	0.000000
SX287	P_V_5	0.000000
SX287	P_M_2	-87.331771
SX287	P_M_3	-70.066567
SX299	P_INT_MONTE_F	0.000000
SX299	P_INT_MONTE_0	99.399985
SX299	P_V_2	0.000000
SX299	P_V_3	0.000000
SX299	P_V_4	0.000000
SX299	P_V_5	0.000000
SX299	P_M_2	-87.331771
SX299	P_M_3	-70.066567
SX288	P_INT_MONTE_F	0.000000
SX288	P_INT_MONTE_0	99.399985
SX288	P_V_2	0.000000
SX288	P_V_3	0.000000
SX288	P_V_4	0.000000
SX288	P_V_5	0.000000
SX288	P_M_2	-87.331771
SX288	P_M_3	-70.066567
SX289	P_INT_MONTE_F	0.000000
SX289	P_INT_MONTE_0	99.399985
SX289	P_V_2	0.000000
SX289	P_V_3	0.000000
SX289	P_V_4	0.000000
SX289	P_V_5	0.000000
SX289	P_M_2	-87.331771
SX289	P_M_3	-70.066567
SX297	P_INT_MONTE_F	0.000000
SX297	P_INT_MONTE_0	99.399985
SX297	P_V_2	0.000000
SX297	P_V_3	0.000000
SX297	P_V_4	0.000000
SX297	P_V_5	0.000000
SX297	P_M_2	-87.331771
SX297	P_M_3	-70.066567
SX406	P_INT_MONTE_F	0.000000
SX406	P_INT_MONTE_0	0.000000
SX406	P_V_2	0.000000
SX406	P_V_3	0.000000
SX406	P_V_4	0.000000
SX406	P_V_5	0.000000
SX406	P_M_2	-3.629168
SX406	P_M_3	0.000000
SX293	P_INT_MONTE_F	0.000000
SX293	P_INT_MONTE_0	99.399985
SX293	P_V_2	0.000000
SX293	P_V_3	0.000000
SX293	P_V_4	0.000000
SX293	P_V_5	0.000000
SX293	P_M_2	-87.331771
SX293	P_M_3	-70.066567
SX290	P_INT_MONTE_F	0.000000
SX290	P_INT_MONTE_0	99.399985
SX290	P_V_2	0.000000
SX290	P_V_3	0.000000



SX290	P_V_4	0.000000
SX290	P_V_5	0.000000
SX290	P_M_2	-87.331771
SX290	P_M_3	-70.066567
SX296	P_INT_MONTE_F	0.000000
SX296	P_INT_MONTE_0	99.399985
SX296	P_V_2	0.000000
SX296	P_V_3	0.000000
SX296	P_V_4	0.000000
SX296	P_V_5	0.000000
SX296	P_M_2	-87.331771
SX296	P_M_3	-70.066567
DX292	P_INT_VALLE_F	0.000000
DX292	P_INT_VALLE_0	-99.399985
DX292	P_M_2	0.000000
DX292	P_M_3	0.000000
DX292	P_M_4	0.000000
DX292	P_M_5	0.000000
DX292	P_V_2	40.066567
DX292	P_V_3	113.941432
DX294	P_INT_VALLE_F	0.000000
DX294	P_INT_VALLE_0	-99.399985
DX294	P_M_2	0.000000
DX294	P_M_3	0.000000
DX294	P_M_4	0.000000
DX294	P_M_5	0.000000
DX294	P_V_2	40.066567
DX294	P_V_3	113.941432
DX299	P_INT_VALLE_F	0.000000
DX299	P_INT_VALLE_0	-99.399985
DX299	P_M_2	0.000000
DX299	P_M_3	0.000000
DX299	P_M_4	0.000000
DX299	P_M_5	0.000000
DX299	P_V_2	40.066567
DX299	P_V_3	113.941432
DX287	P_INT_VALLE_F	0.000000
DX287	P_INT_VALLE_0	-99.399985
DX287	P_M_2	0.000000
DX287	P_M_3	0.000000
DX287	P_M_4	0.000000
DX287	P_M_5	0.000000
DX287	P_V_2	40.066567
DX287	P_V_3	113.941432
DX293	P_INT_VALLE_F	0.000000
DX293	P_INT_VALLE_0	-99.399985
DX293	P_M_2	0.000000
DX293	P_M_3	0.000000
DX293	P_M_4	0.000000
DX293	P_M_5	0.000000
DX293	P_V_2	40.066567
DX293	P_V_3	113.941432
DX289	P_INT_VALLE_F	0.000000
DX289	P_INT_VALLE_0	-99.399985
DX289	P_M_2	0.000000
DX289	P_M_3	0.000000
DX289	P_M_4	0.000000
DX289	P_M_5	0.000000
DX289	P_V_2	40.066567
DX289	P_V_3	113.941432
DX297	P_INT_VALLE_F	0.000000
DX297	P_INT_VALLE_0	-99.399985
DX297	P_M_2	0.000000
DX297	P_M_3	0.000000
DX297	P_M_4	0.000000
DX297	P_M_5	0.000000
DX297	P_V_2	40.066567
DX297	P_V_3	113.941432
DX296	P_INT_VALLE_F	0.000000
DX296	P_INT_VALLE_0	-99.399985
DX296	P_M_2	0.000000
DX296	P_M_3	0.000000
DX296	P_M_4	0.000000
DX296	P_M_5	0.000000
DX296	P_V_2	40.066567
DX296	P_V_3	113.941432
DX290	P_INT_VALLE_F	0.000000
DX290	P_INT_VALLE_0	-99.399985
DX290	P_M_2	0.000000
DX290	P_M_3	0.000000
DX290	P_M_4	0.000000



Autorità Portuale di Taranto
Interventi per il dragaggio di 2,3 M m³ di sedimenti in area Molo Polisettoriale e per la realizzazione di un primo lotto della cassa di colmata funzionale all'ampliamento del V Sporgente del Porto di Taranto

Allegati alla relazione di calcolo strutturale allineamento "BC"

Data 05/2016
Rev. B
c.d.c.: C296A
514B

DX290	P_M_5	0.000000
DX290	P_V_2	40.066567
DX290	P_V_3	113.941432
SX305	P_INT_MONTE_F	0.000000
SX305	P_INT_MONTE_0	85.199985
SX305	P_V_2	0.000000
SX305	P_V_3	0.000000
SX305	P_V_4	0.000000
SX305	P_V_5	0.000000
SX305	P_M_2	-78.072737
SX305	P_M_3	-60.099900
SX307	P_INT_MONTE_F	0.000000
SX307	P_INT_MONTE_0	85.199985
SX307	P_V_2	0.000000
SX307	P_V_3	0.000000
SX307	P_V_4	0.000000
SX307	P_V_5	0.000000
SX307	P_M_2	-78.072737
SX307	P_M_3	-60.099900
SX300	P_INT_MONTE_F	0.000000
SX300	P_INT_MONTE_0	85.199985
SX300	P_V_2	0.000000
SX300	P_V_3	0.000000
SX300	P_V_4	0.000000
SX300	P_V_5	0.000000
SX300	P_M_2	-78.072737
SX300	P_M_3	-60.099900
SX312	P_INT_MONTE_F	0.000000
SX312	P_INT_MONTE_0	85.199985
SX312	P_V_2	0.000000
SX312	P_V_3	0.000000
SX312	P_V_4	0.000000
SX312	P_V_5	0.000000
SX312	P_M_2	-78.072737
SX312	P_M_3	-60.099900
SX301	P_INT_MONTE_F	0.000000
SX301	P_INT_MONTE_0	85.199985
SX301	P_V_2	0.000000
SX301	P_V_3	0.000000
SX301	P_V_4	0.000000
SX301	P_V_5	0.000000
SX301	P_M_2	-78.072737
SX301	P_M_3	-60.099900
SX302	P_INT_MONTE_F	0.000000
SX302	P_INT_MONTE_0	85.199985
SX302	P_V_2	0.000000
SX302	P_V_3	0.000000
SX302	P_V_4	0.000000
SX302	P_V_5	0.000000
SX302	P_M_2	-78.072737
SX302	P_M_3	-60.099900
SX310	P_INT_MONTE_F	0.000000
SX310	P_INT_MONTE_0	85.199985
SX310	P_V_2	0.000000
SX310	P_V_3	0.000000
SX310	P_V_4	0.000000
SX310	P_V_5	0.000000
SX310	P_M_2	-78.072737
SX310	P_M_3	-60.099900
SX306	P_INT_MONTE_F	0.000000
SX306	P_INT_MONTE_0	85.199985
SX306	P_V_2	0.000000
SX306	P_V_3	0.000000
SX306	P_V_4	0.000000
SX306	P_V_5	0.000000
SX306	P_M_2	-78.072737
SX306	P_M_3	-60.099900
SX303	P_INT_MONTE_F	0.000000
SX303	P_INT_MONTE_0	85.199985
SX303	P_V_2	0.000000
SX303	P_V_3	0.000000
SX303	P_V_4	0.000000
SX303	P_V_5	0.000000
SX303	P_M_2	-78.072737
SX303	P_M_3	-60.099900
SX309	P_INT_MONTE_F	0.000000
SX309	P_INT_MONTE_0	85.199985
SX309	P_V_2	0.000000
SX309	P_V_3	0.000000
SX309	P_V_4	0.000000
SX309	P_V_5	0.000000

SX309	P_M_2	-78.072737
SX309	P_M_3	-60.099900
DX305	P_INT_VALLE_F	0.000000
DX305	P_INT_VALLE_0	-85.199985
DX305	P_M_2	0.000000
DX305	P_M_3	0.000000
DX305	P_M_4	0.000000
DX305	P_M_5	0.000000
DX305	P_V_2	30.099900
DX305	P_V_3	101.466166
DX307	P_INT_VALLE_F	0.000000
DX307	P_INT_VALLE_0	-85.199985
DX307	P_M_2	0.000000
DX307	P_M_3	0.000000
DX307	P_M_4	0.000000
DX307	P_M_5	0.000000
DX307	P_V_2	30.099900
DX307	P_V_3	101.466166
DX312	P_INT_VALLE_F	0.000000
DX312	P_INT_VALLE_0	-85.199985
DX312	P_M_2	0.000000
DX312	P_M_3	0.000000
DX312	P_M_4	0.000000
DX312	P_M_5	0.000000
DX312	P_V_2	30.099900
DX312	P_V_3	101.466166
DX300	P_INT_VALLE_F	0.000000
DX300	P_INT_VALLE_0	-85.199985
DX300	P_M_2	0.000000
DX300	P_M_3	0.000000
DX300	P_M_4	0.000000
DX300	P_M_5	0.000000
DX300	P_V_2	30.099900
DX300	P_V_3	101.466166
DX306	P_INT_VALLE_F	0.000000
DX306	P_INT_VALLE_0	-85.199985
DX306	P_M_2	0.000000
DX306	P_M_3	0.000000
DX306	P_M_4	0.000000
DX306	P_M_5	0.000000
DX306	P_V_2	30.099900
DX306	P_V_3	101.466166
DX302	P_INT_VALLE_F	0.000000
DX302	P_INT_VALLE_0	-85.199985
DX302	P_M_2	0.000000
DX302	P_M_3	0.000000
DX302	P_M_4	0.000000
DX302	P_M_5	0.000000
DX302	P_V_2	30.099900
DX302	P_V_3	101.466166
DX310	P_INT_VALLE_F	0.000000
DX310	P_INT_VALLE_0	-85.199985
DX310	P_M_2	0.000000
DX310	P_M_3	0.000000
DX310	P_M_4	0.000000
DX310	P_M_5	0.000000
DX310	P_V_2	30.099900
DX310	P_V_3	101.466166
DX309	P_INT_VALLE_F	0.000000
DX309	P_INT_VALLE_0	-85.199985
DX309	P_M_2	0.000000
DX309	P_M_3	0.000000
DX309	P_M_4	0.000000
DX309	P_M_5	0.000000
DX309	P_V_2	30.099900
DX309	P_V_3	101.466166
DX303	P_INT_VALLE_F	0.000000
DX303	P_INT_VALLE_0	-85.199985
DX303	P_M_2	0.000000
DX303	P_M_3	0.000000
DX303	P_M_4	0.000000
DX303	P_M_5	0.000000
DX303	P_V_2	30.099900
DX303	P_V_3	101.466166
SX318	P_INT_MONTE_F	0.000000
SX318	P_INT_MONTE_0	70.999985
SX318	P_V_2	0.000000
SX318	P_V_3	0.000000
SX318	P_V_4	0.000000
SX318	P_V_5	0.000000
SX318	P_M_2	-68.813705

SX318	P_M_3	-50.133234
SX320	P_INT_MONTE_F	0.000000
SX320	P_INT_MONTE_0	70.999985
SX320	P_V_2	0.000000
SX320	P_V_3	0.000000
SX320	P_V_4	0.000000
SX320	P_V_5	0.000000
SX320	P_M_2	-68.813705
SX320	P_M_3	-50.133234
SX313	P_INT_MONTE_F	0.000000
SX313	P_INT_MONTE_0	70.999985
SX313	P_V_2	0.000000
SX313	P_V_3	0.000000
SX313	P_V_4	0.000000
SX313	P_V_5	0.000000
SX313	P_M_2	-68.813705
SX313	P_M_3	-50.133234
SX325	P_INT_MONTE_F	0.000000
SX325	P_INT_MONTE_0	70.999985
SX325	P_V_2	0.000000
SX325	P_V_3	0.000000
SX325	P_V_4	0.000000
SX325	P_V_5	0.000000
SX325	P_M_2	-68.813705
SX325	P_M_3	-50.133234
SX314	P_INT_MONTE_F	0.000000
SX314	P_INT_MONTE_0	70.999985
SX314	P_V_2	0.000000
SX314	P_V_3	0.000000
SX314	P_V_4	0.000000
SX314	P_V_5	0.000000
SX314	P_M_2	-68.813705
SX314	P_M_3	-50.133234
SX315	P_INT_MONTE_F	0.000000
SX315	P_INT_MONTE_0	70.999985
SX315	P_V_2	0.000000
SX315	P_V_3	0.000000
SX315	P_V_4	0.000000
SX315	P_V_5	0.000000
SX315	P_M_2	-68.813705
SX315	P_M_3	-50.133234
SX323	P_INT_MONTE_F	0.000000
SX323	P_INT_MONTE_0	70.999985
SX323	P_V_2	0.000000
SX323	P_V_3	0.000000
SX323	P_V_4	0.000000
SX323	P_V_5	0.000000
SX323	P_M_2	-68.813705
SX323	P_M_3	-50.133234
SX319	P_INT_MONTE_F	0.000000
SX319	P_INT_MONTE_0	70.999985
SX319	P_V_2	0.000000
SX319	P_V_3	0.000000
SX319	P_V_4	0.000000
SX319	P_V_5	0.000000
SX319	P_M_2	-68.813705
SX319	P_M_3	-50.133234
SX316	P_INT_MONTE_F	0.000000
SX316	P_INT_MONTE_0	70.999985
SX316	P_V_2	0.000000
SX316	P_V_3	0.000000
SX316	P_V_4	0.000000
SX316	P_V_5	0.000000
SX316	P_M_2	-68.813705
SX316	P_M_3	-50.133234
SX322	P_INT_MONTE_F	0.000000
SX322	P_INT_MONTE_0	70.999985
SX322	P_V_2	0.000000
SX322	P_V_3	0.000000
SX322	P_V_4	0.000000
SX322	P_V_5	0.000000
SX322	P_M_2	-68.813705
SX322	P_M_3	-50.133234
DX318	P_INT_VALLE_F	0.000000
DX318	P_INT_VALLE_0	-70.999985
DX318	P_M_2	0.000000
DX318	P_M_3	0.000000
DX318	P_M_4	0.000000
DX318	P_M_5	0.000000
DX318	P_V_2	20.133234
DX318	P_V_3	84.682797



DX320	P_INT_VALLE_F	0.000000
DX320	P_INT_VALLE_0	-70.999985
DX320	P_M_2	0.000000
DX320	P_M_3	0.000000
DX320	P_M_4	0.000000
DX320	P_M_5	0.000000
DX320	P_V_2	20.133234
DX320	P_V_3	84.682797
DX325	P_INT_VALLE_F	0.000000
DX325	P_INT_VALLE_0	-70.999985
DX325	P_M_2	0.000000
DX325	P_M_3	0.000000
DX325	P_M_4	0.000000
DX325	P_M_5	0.000000
DX325	P_V_2	20.133234
DX325	P_V_3	84.682797
DX313	P_INT_VALLE_F	0.000000
DX313	P_INT_VALLE_0	-70.999985
DX313	P_M_2	0.000000
DX313	P_M_3	0.000000
DX313	P_M_4	0.000000
DX313	P_M_5	0.000000
DX313	P_V_2	20.133234
DX313	P_V_3	84.682797
DX319	P_INT_VALLE_F	0.000000
DX319	P_INT_VALLE_0	-70.999985
DX319	P_M_2	0.000000
DX319	P_M_3	0.000000
DX319	P_M_4	0.000000
DX319	P_M_5	0.000000
DX319	P_V_2	20.133234
DX319	P_V_3	84.682797
DX315	P_INT_VALLE_F	0.000000
DX315	P_INT_VALLE_0	-70.999985
DX315	P_M_2	0.000000
DX315	P_M_3	0.000000
DX315	P_M_4	0.000000
DX315	P_M_5	0.000000
DX315	P_V_2	20.133234
DX315	P_V_3	84.682797
DX323	P_INT_VALLE_F	0.000000
DX323	P_INT_VALLE_0	-70.999985
DX323	P_M_2	0.000000
DX323	P_M_3	0.000000
DX323	P_M_4	0.000000
DX323	P_M_5	0.000000
DX323	P_V_2	20.133234
DX323	P_V_3	84.682797
DX322	P_INT_VALLE_F	0.000000
DX322	P_INT_VALLE_0	-70.999985
DX322	P_M_2	0.000000
DX322	P_M_3	0.000000
DX322	P_M_4	0.000000
DX322	P_M_5	0.000000
DX322	P_V_2	20.133234
DX322	P_V_3	84.682797
DX316	P_INT_VALLE_F	0.000000
DX316	P_INT_VALLE_0	-70.999985
DX316	P_M_2	0.000000
DX316	P_M_3	0.000000
DX316	P_M_4	0.000000
DX316	P_M_5	0.000000
DX316	P_V_2	20.133234
DX316	P_V_3	84.682797
SX331	P_INT_MONTE_F	0.000000
SX331	P_INT_MONTE_0	55.912485
SX331	P_V_2	0.000000
SX331	P_V_3	0.000000
SX331	P_V_4	0.000000
SX331	P_V_5	0.000000
SX331	P_M_2	-59.554671
SX331	P_M_3	-40.166567
SX333	P_INT_MONTE_F	0.000000
SX333	P_INT_MONTE_0	55.912485
SX333	P_V_2	0.000000
SX333	P_V_3	0.000000
SX333	P_V_4	0.000000
SX333	P_V_5	0.000000
SX333	P_M_2	-59.554671
SX333	P_M_3	-40.166567
SX326	P_INT_MONTE_F	0.000000



Autorità Portuale di Taranto
Interventi per il dragaggio di 2,3 M m³ di sedimenti in area Molo Polisettoriale e per la realizzazione di un primo lotto della cassa di colmata funzionale all'ampliamento del V Sporgente del Porto di Taranto

Allegati alla relazione di calcolo strutturale allineamento "BC"

Data 05/2016
Rev. B
c.d.c.: C296A
514B



SX326	P_INT_MONTE_0	55.912485
SX326	P_V_2	0.000000
SX326	P_V_3	0.000000
SX326	P_V_4	0.000000
SX326	P_V_5	0.000000
SX326	P_M_2	-59.554671
SX326	P_M_3	-40.166567
SX338	P_INT_MONTE_F	0.000000
SX338	P_INT_MONTE_0	55.912485
SX338	P_V_2	0.000000
SX338	P_V_3	0.000000
SX338	P_V_4	0.000000
SX338	P_V_5	0.000000
SX338	P_M_2	-59.554671
SX338	P_M_3	-40.166567
SX327	P_INT_MONTE_F	0.000000
SX327	P_INT_MONTE_0	55.912485
SX327	P_V_2	0.000000
SX327	P_V_3	0.000000
SX327	P_V_4	0.000000
SX327	P_V_5	0.000000
SX327	P_M_2	-59.554671
SX327	P_M_3	-40.166567
SX328	P_INT_MONTE_F	0.000000
SX328	P_INT_MONTE_0	55.912485
SX328	P_V_2	0.000000
SX328	P_V_3	0.000000
SX328	P_V_4	0.000000
SX328	P_V_5	0.000000
SX328	P_M_2	-59.554671
SX328	P_M_3	-40.166567
SX336	P_INT_MONTE_F	0.000000
SX336	P_INT_MONTE_0	55.912485
SX336	P_V_2	0.000000
SX336	P_V_3	0.000000
SX336	P_V_4	0.000000
SX336	P_V_5	0.000000
SX336	P_M_2	-59.554671
SX336	P_M_3	-40.166567
SX394	P_INT_MONTE_F	0.000000
SX394	P_INT_MONTE_0	0.000000
SX394	P_V_2	0.000000
SX394	P_V_3	0.000000
SX394	P_V_4	0.000000
SX394	P_V_5	0.000000
SX394	P_M_2	-13.516151
SX394	P_M_3	0.000000
SX332	P_INT_MONTE_F	0.000000
SX332	P_INT_MONTE_0	55.912485
SX332	P_V_2	0.000000
SX332	P_V_3	0.000000
SX332	P_V_4	0.000000
SX332	P_V_5	0.000000
SX332	P_M_2	-59.554671
SX332	P_M_3	-40.166567
SX329	P_INT_MONTE_F	0.000000
SX329	P_INT_MONTE_0	55.912485
SX329	P_V_2	0.000000
SX329	P_V_3	0.000000
SX329	P_V_4	0.000000
SX329	P_V_5	0.000000
SX329	P_M_2	-59.554671
SX329	P_M_3	-40.166567
SX335	P_INT_MONTE_F	0.000000
SX335	P_INT_MONTE_0	55.912485
SX335	P_V_2	0.000000
SX335	P_V_3	0.000000
SX335	P_V_4	0.000000
SX335	P_V_5	0.000000
SX335	P_M_2	-59.554671
SX335	P_M_3	-40.166567
DX331	P_INT_VALLE_F	0.000000
DX331	P_INT_VALLE_0	-55.912485
DX331	P_M_2	0.000000
DX331	P_M_3	0.000000
DX331	P_M_4	0.000000
DX331	P_M_5	0.000000
DX331	P_V_2	10.166567
DX331	P_V_3	76.532684
DX333	P_INT_VALLE_F	0.000000
DX333	P_INT_VALLE_0	-55.912485



Autorità Portuale di Taranto
Interventi per il dragaggio di 2,3 M m³ di sedimenti in area Molo Polisettoriale e per la realizzazione di un primo lotto della cassa di colmata funzionale all'ampliamento del V Sporgente del Porto di Taranto

Allegati alla relazione di calcolo strutturale allineamento "BC"

Data 05/2016
Rev. B
c.d.c.: C296A
514B

DX333	P_M_2	0.000000
DX333	P_M_3	0.000000
DX333	P_M_4	0.000000
DX333	P_M_5	0.000000
DX333	P_V_2	10.166567
DX333	P_V_3	76.532684
DX338	P_INT_VALLE_F	0.000000
DX338	P_INT_VALLE_0	-55.912485
DX338	P_M_2	0.000000
DX338	P_M_3	0.000000
DX338	P_M_4	0.000000
DX338	P_M_5	0.000000
DX338	P_V_2	10.166567
DX338	P_V_3	76.532684
DX326	P_INT_VALLE_F	0.000000
DX326	P_INT_VALLE_0	-55.912485
DX326	P_M_2	0.000000
DX326	P_M_3	0.000000
DX326	P_M_4	0.000000
DX326	P_M_5	0.000000
DX326	P_V_2	10.166567
DX326	P_V_3	76.532684
DX332	P_INT_VALLE_F	0.000000
DX332	P_INT_VALLE_0	-55.912485
DX332	P_M_2	0.000000
DX332	P_M_3	0.000000
DX332	P_M_4	0.000000
DX332	P_M_5	0.000000
DX332	P_V_2	10.166567
DX332	P_V_3	76.532684
DX328	P_INT_VALLE_F	0.000000
DX328	P_INT_VALLE_0	-55.912485
DX328	P_M_2	0.000000
DX328	P_M_3	0.000000
DX328	P_M_4	0.000000
DX328	P_M_5	0.000000
DX328	P_V_2	10.166567
DX328	P_V_3	76.532684
DX336	P_INT_VALLE_F	0.000000
DX336	P_INT_VALLE_0	-55.912485
DX336	P_M_2	0.000000
DX336	P_M_3	0.000000
DX336	P_M_4	0.000000
DX336	P_M_5	0.000000
DX336	P_V_2	10.166567
DX336	P_V_3	76.532684
DX335	P_INT_VALLE_F	0.000000
DX335	P_INT_VALLE_0	-55.912485
DX335	P_M_2	0.000000
DX335	P_M_3	0.000000
DX335	P_M_4	0.000000
DX335	P_M_5	0.000000
DX335	P_V_2	10.166567
DX335	P_V_3	76.532684
DX329	P_INT_VALLE_F	0.000000
DX329	P_INT_VALLE_0	-55.912485
DX329	P_M_2	0.000000
DX329	P_M_3	0.000000
DX329	P_M_4	0.000000
DX329	P_M_5	0.000000
DX329	P_V_2	10.166567
DX329	P_V_3	76.532684
SX344	P_INT_MONTE_F	0.000000
SX344	P_INT_MONTE_0	42.599772
SX344	P_V_2	0.000000
SX344	P_V_3	0.000000
SX344	P_V_4	0.000000
SX344	P_V_5	0.000000
SX344	P_M_2	-50.295644
SX344	P_M_3	-30.199907
SX346	P_INT_MONTE_F	0.000000
SX346	P_INT_MONTE_0	42.599772
SX346	P_V_2	0.000000
SX346	P_V_3	0.000000
SX346	P_V_4	0.000000
SX346	P_V_5	0.000000
SX346	P_M_2	-50.295644
SX346	P_M_3	-30.199907
SX339	P_INT_MONTE_F	0.000000
SX339	P_INT_MONTE_0	42.599772
SX339	P_V_2	0.000000

SX339	P_V_3	0.000000
SX339	P_V_4	0.000000
SX339	P_V_5	0.000000
SX339	P_M_2	-50.295644
SX339	P_M_3	-30.199907
SX351	P_INT_MONTE_F	0.000000
SX351	P_INT_MONTE_0	42.599772
SX351	P_V_2	0.000000
SX351	P_V_3	0.000000
SX351	P_V_4	0.000000
SX351	P_V_5	0.000000
SX351	P_M_2	-50.295644
SX351	P_M_3	-30.199907
SX340	P_INT_MONTE_F	0.000000
SX340	P_INT_MONTE_0	42.599772
SX340	P_V_2	0.000000
SX340	P_V_3	0.000000
SX340	P_V_4	0.000000
SX340	P_V_5	0.000000
SX340	P_M_2	-50.295644
SX340	P_M_3	-30.199907
SX341	P_INT_MONTE_F	0.000000
SX341	P_INT_MONTE_0	42.599772
SX341	P_V_2	0.000000
SX341	P_V_3	0.000000
SX341	P_V_4	0.000000
SX341	P_V_5	0.000000
SX341	P_M_2	-50.295644
SX341	P_M_3	-30.199907
SX349	P_INT_MONTE_F	0.000000
SX349	P_INT_MONTE_0	42.599772
SX349	P_V_2	0.000000
SX349	P_V_3	0.000000
SX349	P_V_4	0.000000
SX349	P_V_5	0.000000
SX349	P_M_2	-50.295644
SX349	P_M_3	-30.199907
SX407	P_INT_MONTE_F	0.000000
SX407	P_INT_MONTE_0	0.000000
SX407	P_V_2	0.000000
SX407	P_V_3	0.000000
SX407	P_V_4	0.000000
SX407	P_V_5	0.000000
SX407	P_M_2	-3.629168
SX407	P_M_3	0.000000
SX345	P_INT_MONTE_F	0.000000
SX345	P_INT_MONTE_0	42.599772
SX345	P_V_2	0.000000
SX345	P_V_3	0.000000
SX345	P_V_4	0.000000
SX345	P_V_5	0.000000
SX345	P_M_2	-50.295644
SX345	P_M_3	-30.199907
SX342	P_INT_MONTE_F	0.000000
SX342	P_INT_MONTE_0	42.599772
SX342	P_V_2	0.000000
SX342	P_V_3	0.000000
SX342	P_V_4	0.000000
SX342	P_V_5	0.000000
SX342	P_M_2	-50.295644
SX342	P_M_3	-30.199907
SX348	P_INT_MONTE_F	0.000000
SX348	P_INT_MONTE_0	42.599772
SX348	P_V_2	0.000000
SX348	P_V_3	0.000000
SX348	P_V_4	0.000000
SX348	P_V_5	0.000000
SX348	P_M_2	-50.295644
SX348	P_M_3	-30.199907
DX344	P_INT_VALLE_F	0.000000
DX344	P_INT_VALLE_0	-42.599772
DX344	P_M_2	0.000000
DX344	P_M_3	0.000000
DX344	P_M_4	0.000000
DX344	P_M_5	0.000000
DX344	P_V_2	0.199907
DX344	P_V_3	57.184284
DX346	P_INT_VALLE_F	0.000000
DX346	P_INT_VALLE_0	-42.599772
DX346	P_M_2	0.000000
DX346	P_M_3	0.000000



Autorità Portuale di Taranto
Interventi per il dragaggio di 2,3 M m³ di sedimenti in area Molo Polisettoriale e per la realizzazione di un primo lotto della cassa di colmata funzionale all'ampliamento del V Sporgente del Porto di Taranto

Allegati alla relazione di calcolo strutturale allineamento "BC"

Data 05/2016
Rev. B
c.d.c.: C296A
514B

DX346	P_M_4	0.000000
DX346	P_M_5	0.000000
DX346	P_V_2	0.199907
DX346	P_V_3	57.184284
DX351	P_INT_VALLE_F	0.000000
DX351	P_INT_VALLE_0	-42.599772
DX351	P_M_2	0.000000
DX351	P_M_3	0.000000
DX351	P_M_4	0.000000
DX351	P_M_5	0.000000
DX351	P_V_2	0.199907
DX351	P_V_3	57.184284
DX339	P_INT_VALLE_F	0.000000
DX339	P_INT_VALLE_0	-42.599772
DX339	P_M_2	0.000000
DX339	P_M_3	0.000000
DX339	P_M_4	0.000000
DX339	P_M_5	0.000000
DX339	P_V_2	0.199907
DX339	P_V_3	57.184284
DX345	P_INT_VALLE_F	0.000000
DX345	P_INT_VALLE_0	-42.599772
DX345	P_M_2	0.000000
DX345	P_M_3	0.000000
DX345	P_M_4	0.000000
DX345	P_M_5	0.000000
DX345	P_V_2	0.199907
DX345	P_V_3	57.184284
DX341	P_INT_VALLE_F	0.000000
DX341	P_INT_VALLE_0	-42.599772
DX341	P_M_2	0.000000
DX341	P_M_3	0.000000
DX341	P_M_4	0.000000
DX341	P_M_5	0.000000
DX341	P_V_2	0.199907
DX341	P_V_3	57.184284
DX349	P_INT_VALLE_F	0.000000
DX349	P_INT_VALLE_0	-42.599772
DX349	P_M_2	0.000000
DX349	P_M_3	0.000000
DX349	P_M_4	0.000000
DX349	P_M_5	0.000000
DX349	P_V_2	0.199907
DX349	P_V_3	57.184284
DX348	P_INT_VALLE_F	0.000000
DX348	P_INT_VALLE_0	-42.599772
DX348	P_M_2	0.000000
DX348	P_M_3	0.000000
DX348	P_M_4	0.000000
DX348	P_M_5	0.000000
DX348	P_V_2	0.199907
DX348	P_V_3	57.184284
DX342	P_INT_VALLE_F	0.000000
DX342	P_INT_VALLE_0	-42.599772
DX342	P_M_2	0.000000
DX342	P_M_3	0.000000
DX342	P_M_4	0.000000
DX342	P_M_5	0.000000
DX342	P_V_2	0.199907
DX342	P_V_3	57.184284
SX357	P_INT_MONTE_F	0.000000
SX357	P_INT_MONTE_0	28.399985
SX357	P_V_2	0.000000
SX357	P_V_3	0.000000
SX357	P_V_4	0.000000
SX357	P_V_5	0.000000
SX357	P_M_2	-40.819930
SX357	P_M_3	-20.000000
SX359	P_INT_MONTE_F	0.000000
SX359	P_INT_MONTE_0	28.399985
SX359	P_V_2	0.000000
SX359	P_V_3	0.000000
SX359	P_V_4	0.000000
SX359	P_V_5	0.000000
SX359	P_M_2	-40.819930
SX359	P_M_3	-20.000000
SX352	P_INT_MONTE_F	0.000000
SX352	P_INT_MONTE_0	28.399985
SX352	P_V_2	0.000000
SX352	P_V_3	0.000000
SX352	P_V_4	0.000000

SX352	P_V_5	0.000000
SX352	P_M_2	-40.819930
SX352	P_M_3	-20.000000
SX364	P_INT_MONTE_F	0.000000
SX364	P_INT_MONTE_0	28.399985
SX364	P_V_2	0.000000
SX364	P_V_3	0.000000
SX364	P_V_4	0.000000
SX364	P_V_5	0.000000
SX364	P_M_2	-40.819930
SX364	P_M_3	-20.000000
SX353	P_INT_MONTE_F	0.000000
SX353	P_INT_MONTE_0	28.399985
SX353	P_V_2	0.000000
SX353	P_V_3	0.000000
SX353	P_V_4	0.000000
SX353	P_V_5	0.000000
SX353	P_M_2	-40.819930
SX353	P_M_3	-20.000000
SX354	P_INT_MONTE_F	0.000000
SX354	P_INT_MONTE_0	28.399985
SX354	P_V_2	0.000000
SX354	P_V_3	0.000000
SX354	P_V_4	0.000000
SX354	P_V_5	0.000000
SX354	P_M_2	-40.819930
SX354	P_M_3	-20.000000
SX362	P_INT_MONTE_F	0.000000
SX362	P_INT_MONTE_0	28.399985
SX362	P_V_2	0.000000
SX362	P_V_3	0.000000
SX362	P_V_4	0.000000
SX362	P_V_5	0.000000
SX362	P_M_2	-40.819930
SX362	P_M_3	-20.000000
SX358	P_INT_MONTE_F	0.000000
SX358	P_INT_MONTE_0	28.399985
SX358	P_V_2	0.000000
SX358	P_V_3	0.000000
SX358	P_V_4	0.000000
SX358	P_V_5	0.000000
SX358	P_M_2	-40.819930
SX358	P_M_3	-20.000000
SX355	P_INT_MONTE_F	0.000000
SX355	P_INT_MONTE_0	28.399985
SX355	P_V_2	0.000000
SX355	P_V_3	0.000000
SX355	P_V_4	0.000000
SX355	P_V_5	0.000000
SX355	P_M_2	-40.819930
SX355	P_M_3	-20.000000
SX361	P_INT_MONTE_F	0.000000
SX361	P_INT_MONTE_0	28.399985
SX361	P_V_2	0.000000
SX361	P_V_3	0.000000
SX361	P_V_4	0.000000
SX361	P_V_5	0.000000
SX361	P_M_2	-40.819930
SX361	P_M_3	-20.000000
DX357	P_INT_VALLE_F	0.000000
DX357	P_INT_VALLE_0	43.123688
DX357	P_M_2	0.000000
DX357	P_M_3	0.000000
DX357	P_M_4	0.000000
DX357	P_M_5	0.000000
DX357	P_V_2	0.000000
DX357	P_V_3	38.802771
DX359	P_INT_VALLE_F	0.000000
DX359	P_INT_VALLE_0	43.123688
DX359	P_M_2	0.000000
DX359	P_M_3	0.000000
DX359	P_M_4	0.000000
DX359	P_M_5	0.000000
DX359	P_V_2	0.000000
DX359	P_V_3	38.802771
DX364	P_INT_VALLE_F	0.000000
DX364	P_INT_VALLE_0	43.123688
DX364	P_M_2	0.000000
DX364	P_M_3	0.000000
DX364	P_M_4	0.000000
DX364	P_M_5	0.000000



ingLuigiSeverini.studio
Ingegneria Italiana



DX364	P_V_2	0.000000
DX364	P_V_3	38.802771
DX352	P_INT_VALLE_F	0.000000
DX352	P_INT_VALLE_0	43.123688
DX352	P_M_2	0.000000
DX352	P_M_3	0.000000
DX352	P_M_4	0.000000
DX352	P_M_5	0.000000
DX352	P_V_2	0.000000
DX352	P_V_3	38.802771
DX358	P_INT_VALLE_F	0.000000
DX358	P_INT_VALLE_0	43.123688
DX358	P_M_2	0.000000
DX358	P_M_3	0.000000
DX358	P_M_4	0.000000
DX358	P_M_5	0.000000
DX358	P_V_2	0.000000
DX358	P_V_3	38.802771
DX354	P_INT_VALLE_F	0.000000
DX354	P_INT_VALLE_0	43.123688
DX354	P_M_2	0.000000
DX354	P_M_3	0.000000
DX354	P_M_4	0.000000
DX354	P_M_5	0.000000
DX354	P_V_2	0.000000
DX354	P_V_3	38.802771
DX362	P_INT_VALLE_F	0.000000
DX362	P_INT_VALLE_0	43.123688
DX362	P_M_2	0.000000
DX362	P_M_3	0.000000
DX362	P_M_4	0.000000
DX362	P_M_5	0.000000
DX362	P_V_2	0.000000
DX362	P_V_3	38.802771
DX361	P_INT_VALLE_F	0.000000
DX361	P_INT_VALLE_0	43.123688
DX361	P_M_2	0.000000
DX361	P_M_3	0.000000
DX361	P_M_4	0.000000
DX361	P_M_5	0.000000
DX361	P_V_2	0.000000
DX361	P_V_3	38.802771
DX355	P_INT_VALLE_F	0.000000
DX355	P_INT_VALLE_0	43.123688
DX355	P_M_2	0.000000
DX355	P_M_3	0.000000
DX355	P_M_4	0.000000
DX355	P_M_5	0.000000
DX355	P_V_2	0.000000
DX355	P_V_3	38.802771
SX370	P_INT_MONTE_F	0.000000
SX370	P_INT_MONTE_0	14.199985
SX370	P_V_2	0.000000
SX370	P_V_3	0.000000
SX370	P_V_4	0.000000
SX370	P_V_5	0.000000
SX370	P_M_2	-31.947884
SX370	P_M_3	-10.449896
SX372	P_INT_MONTE_F	0.000000
SX372	P_INT_MONTE_0	14.199985
SX372	P_V_2	0.000000
SX372	P_V_3	0.000000
SX372	P_V_4	0.000000
SX372	P_V_5	0.000000
SX372	P_M_2	-31.947884
SX372	P_M_3	-10.449896
SX365	P_INT_MONTE_F	0.000000
SX365	P_INT_MONTE_0	14.199985
SX365	P_V_2	0.000000
SX365	P_V_3	0.000000
SX365	P_V_4	0.000000
SX365	P_V_5	0.000000
SX365	P_M_2	-31.947884
SX365	P_M_3	-10.449896
SX377	P_INT_MONTE_F	0.000000
SX377	P_INT_MONTE_0	14.199985
SX377	P_V_2	0.000000
SX377	P_V_3	0.000000
SX377	P_V_4	0.000000
SX377	P_V_5	0.000000
SX377	P_M_2	-31.947884



Autorità Portuale di Taranto
Interventi per il dragaggio di 2,3 M m³ di sedimenti in area Molo Polisettoriale e per la realizzazione di un primo lotto della cassa di colmanta funzionale all'ampliamento del V Sporgente del Porto di Taranto

Allegati alla relazione di calcolo strutturale allineamento "BC"

Data 05/2016
Rev. B
c.d.c.: C296A
514B

SX377	P_M_3	-10.449896
SX366	P_INT_MONTE_F	0.000000
SX366	P_INT_MONTE_0	14.199985
SX366	P_V_2	0.000000
SX366	P_V_3	0.000000
SX366	P_V_4	0.000000
SX366	P_V_5	0.000000
SX366	P_M_2	-31.947884
SX366	P_M_3	-10.449896
SX367	P_INT_MONTE_F	0.000000
SX367	P_INT_MONTE_0	14.199985
SX367	P_V_2	0.000000
SX367	P_V_3	0.000000
SX367	P_V_4	0.000000
SX367	P_V_5	0.000000
SX367	P_M_2	-31.947884
SX367	P_M_3	-10.449896
SX375	P_INT_MONTE_F	0.000000
SX375	P_INT_MONTE_0	14.199985
SX375	P_V_2	0.000000
SX375	P_V_3	0.000000
SX375	P_V_4	0.000000
SX375	P_V_5	0.000000
SX375	P_M_2	-31.947884
SX375	P_M_3	-10.449896
SX371	P_INT_MONTE_F	0.000000
SX371	P_INT_MONTE_0	14.199985
SX371	P_V_2	0.000000
SX371	P_V_3	0.000000
SX371	P_V_4	0.000000
SX371	P_V_5	0.000000
SX371	P_M_2	-31.947884
SX371	P_M_3	-10.449896
SX368	P_INT_MONTE_F	0.000000
SX368	P_INT_MONTE_0	14.199985
SX368	P_V_2	0.000000
SX368	P_V_3	0.000000
SX368	P_V_4	0.000000
SX368	P_V_5	0.000000
SX368	P_M_2	-31.947884
SX368	P_M_3	-10.449896
SX374	P_INT_MONTE_F	0.000000
SX374	P_INT_MONTE_0	14.199985
SX374	P_V_2	0.000000
SX374	P_V_3	0.000000
SX374	P_V_4	0.000000
SX374	P_V_5	0.000000
SX374	P_M_2	-31.947884
SX374	P_M_3	-10.449896
DX370	P_INT_VALLE_F	0.000000
DX370	P_INT_VALLE_0	-14.199985
DX370	P_M_2	0.000000
DX370	P_M_3	0.000000
DX370	P_M_4	0.000000
DX370	P_M_5	0.000000
DX370	P_V_2	0.000000
DX370	P_V_3	19.848653
DX372	P_INT_VALLE_F	0.000000
DX372	P_INT_VALLE_0	-14.199985
DX372	P_M_2	0.000000
DX372	P_M_3	0.000000
DX372	P_M_4	0.000000
DX372	P_M_5	0.000000
DX372	P_V_2	0.000000
DX372	P_V_3	19.848653
DX377	P_INT_VALLE_F	0.000000
DX377	P_INT_VALLE_0	-14.199985
DX377	P_M_2	0.000000
DX377	P_M_3	0.000000
DX377	P_M_4	0.000000
DX377	P_M_5	0.000000
DX377	P_V_2	0.000000
DX377	P_V_3	19.848653
DX365	P_INT_VALLE_F	0.000000
DX365	P_INT_VALLE_0	-14.199985
DX365	P_M_2	0.000000
DX365	P_M_3	0.000000
DX365	P_M_4	0.000000
DX365	P_M_5	0.000000
DX365	P_V_2	0.000000
DX365	P_V_3	19.848653



Autorità Portuale di Taranto
Interventi per il dragaggio di 2,3 M m³ di sedimenti in area Molo Polisettoriale e per la realizzazione di un primo lotto della cassa di colmata funzionale all'ampliamento del V Sporgente del Porto di Taranto

Allegati alla relazione di calcolo strutturale allineamento "BC"

Data 05/2016
Rev. B
c.d.c.: C296A
514B

DX371	P_INT_VALLE_F	0.000000
DX371	P_INT_VALLE_0	-14.199985
DX371	P_M_2	0.000000
DX371	P_M_3	0.000000
DX371	P_M_4	0.000000
DX371	P_M_5	0.000000
DX371	P_V_2	0.000000
DX371	P_V_3	19.848653
DX367	P_INT_VALLE_F	0.000000
DX367	P_INT_VALLE_0	-14.199985
DX367	P_M_2	0.000000
DX367	P_M_3	0.000000
DX367	P_M_4	0.000000
DX367	P_M_5	0.000000
DX367	P_V_2	0.000000
DX367	P_V_3	19.848653
DX375	P_INT_VALLE_F	0.000000
DX375	P_INT_VALLE_0	-14.199985
DX375	P_M_2	0.000000
DX375	P_M_3	0.000000
DX375	P_M_4	0.000000
DX375	P_M_5	0.000000
DX375	P_V_2	0.000000
DX375	P_V_3	19.848653
DX374	P_INT_VALLE_F	0.000000
DX374	P_INT_VALLE_0	-14.199985
DX374	P_M_2	0.000000
DX374	P_M_3	0.000000
DX374	P_M_4	0.000000
DX374	P_M_5	0.000000
DX374	P_V_2	0.000000
DX374	P_V_3	19.848653
DX368	P_INT_VALLE_F	0.000000
DX368	P_INT_VALLE_0	-14.199985
DX368	P_M_2	0.000000
DX368	P_M_3	0.000000
DX368	P_M_4	0.000000
DX368	P_M_5	0.000000
DX368	P_V_2	0.000000
DX368	P_V_3	19.848653
SX383	P_INT_MONTE_F	0.000000
SX383	P_INT_MONTE_0	0.000000
SX383	P_V_2	0.000000
SX383	P_V_3	0.000000
SX383	P_V_4	0.000000
SX383	P_V_5	0.000000
SX383	P_M_2	-22.239930
SX383	P_M_3	0.000000
SX385	P_INT_MONTE_F	0.000000
SX385	P_INT_MONTE_0	0.000000
SX385	P_V_2	0.000000
SX385	P_V_3	0.000000
SX385	P_V_4	0.000000
SX385	P_V_5	0.000000
SX385	P_M_2	-22.239930
SX385	P_M_3	0.000000
SX378	P_INT_MONTE_F	0.000000
SX378	P_INT_MONTE_0	0.000000
SX378	P_V_2	0.000000
SX378	P_V_3	0.000000
SX378	P_V_4	0.000000
SX378	P_V_5	0.000000
SX378	P_M_2	-22.239930
SX378	P_M_3	0.000000
SX390	P_INT_MONTE_F	0.000000
SX390	P_INT_MONTE_0	0.000000
SX390	P_V_2	0.000000
SX390	P_V_3	0.000000
SX390	P_V_4	0.000000
SX390	P_V_5	0.000000
SX390	P_M_2	-22.239930
SX390	P_M_3	0.000000
SX379	P_INT_MONTE_F	0.000000
SX379	P_INT_MONTE_0	0.000000
SX379	P_V_2	0.000000
SX379	P_V_3	0.000000
SX379	P_V_4	0.000000
SX379	P_V_5	0.000000
SX379	P_M_2	-22.239930
SX379	P_M_3	0.000000
SX380	P_INT_MONTE_F	0.000000

SX380	P_INT_MONTE_0	0.000000
SX380	P_V_2	0.000000
SX380	P_V_3	0.000000
SX380	P_V_4	0.000000
SX380	P_V_5	0.000000
SX380	P_M_2	-22.239930
SX380	P_M_3	0.000000
SX388	P_INT_MONTE_F	0.000000
SX388	P_INT_MONTE_0	0.000000
SX388	P_V_2	0.000000
SX388	P_V_3	0.000000
SX388	P_V_4	0.000000
SX388	P_V_5	0.000000
SX388	P_M_2	-22.239930
SX388	P_M_3	0.000000
SX402	P_INT_MONTE_F	0.000000
SX402	P_INT_MONTE_0	0.000000
SX402	P_V_2	0.000000
SX402	P_V_3	0.000000
SX402	P_V_4	0.000000
SX402	P_V_5	0.000000
SX402	P_M_2	-13.516151
SX402	P_M_3	0.000000
SX384	P_INT_MONTE_F	0.000000
SX384	P_INT_MONTE_0	0.000000
SX384	P_V_2	0.000000
SX384	P_V_3	0.000000
SX384	P_V_4	0.000000
SX384	P_V_5	0.000000
SX384	P_M_2	-22.239930
SX384	P_M_3	0.000000
SX381	P_INT_MONTE_F	0.000000
SX381	P_INT_MONTE_0	0.000000
SX381	P_V_2	0.000000
SX381	P_V_3	0.000000
SX381	P_V_4	0.000000
SX381	P_V_5	0.000000
SX381	P_M_2	-22.239930
SX381	P_M_3	0.000000
SX387	P_INT_MONTE_F	0.000000
SX387	P_INT_MONTE_0	0.000000
SX387	P_V_2	0.000000
SX387	P_V_3	0.000000
SX387	P_V_4	0.000000
SX387	P_V_5	0.000000
SX387	P_M_2	-22.239930
SX387	P_M_3	0.000000
DX383	P_INT_VALLE_F	0.000000
DX383	P_INT_VALLE_0	0.000000
DX383	P_M_2	0.000000
DX383	P_M_3	0.000000
DX383	P_M_4	0.000000
DX383	P_M_5	0.000000
DX383	P_V_2	0.000000
DX383	P_V_3	-1.327569
DX385	P_INT_VALLE_F	0.000000
DX385	P_INT_VALLE_0	0.000000
DX385	P_M_2	0.000000
DX385	P_M_3	0.000000
DX385	P_M_4	0.000000
DX385	P_M_5	0.000000
DX385	P_V_2	0.000000
DX385	P_V_3	-1.327569
DX390	P_INT_VALLE_F	0.000000
DX390	P_INT_VALLE_0	0.000000
DX390	P_M_2	0.000000
DX390	P_M_3	0.000000
DX390	P_M_4	0.000000
DX390	P_M_5	0.000000
DX390	P_V_2	0.000000
DX390	P_V_3	-1.327569
DX378	P_INT_VALLE_F	0.000000
DX378	P_INT_VALLE_0	0.000000
DX378	P_M_2	0.000000
DX378	P_M_3	0.000000
DX378	P_M_4	0.000000
DX378	P_M_5	0.000000
DX378	P_V_2	0.000000
DX378	P_V_3	-1.327569
DX384	P_INT_VALLE_F	0.000000
DX384	P_INT_VALLE_0	0.000000



Autorità Portuale di Taranto
Interventi per il dragaggio di 2,3 M³ di sedimenti in area Molo Polisettoriale e per la realizzazione di un primo lotto della cassa di colmata funzionale all'ampliamento del V Sporgente del Porto di Taranto

Allegati alla relazione di calcolo strutturale allineamento "BC"

Data 05/2016
Rev. B
c.d.c.: C296A
514B

DX384	P_M_2	0.000000
DX384	P_M_3	0.000000
DX384	P_M_4	0.000000
DX384	P_M_5	0.000000
DX384	P_V_2	0.000000
DX384	P_V_3	-1.327569
DX380	P_INT_VALLE_F	0.000000
DX380	P_INT_VALLE_0	0.000000
DX380	P_M_2	0.000000
DX380	P_M_3	0.000000
DX380	P_M_4	0.000000
DX380	P_M_5	0.000000
DX380	P_V_2	0.000000
DX380	P_V_3	-1.327569
DX388	P_INT_VALLE_F	0.000000
DX388	P_INT_VALLE_0	0.000000
DX388	P_M_2	0.000000
DX388	P_M_3	0.000000
DX388	P_M_4	0.000000
DX388	P_M_5	0.000000
DX388	P_V_2	0.000000
DX388	P_V_3	-1.327569
DX387	P_INT_VALLE_F	0.000000
DX387	P_INT_VALLE_0	0.000000
DX387	P_M_2	0.000000
DX387	P_M_3	0.000000
DX387	P_M_4	0.000000
DX387	P_M_5	0.000000
DX387	P_V_2	0.000000
DX387	P_V_3	-1.327569
DX381	P_INT_VALLE_F	0.000000
DX381	P_INT_VALLE_0	0.000000
DX381	P_M_2	0.000000
DX381	P_M_3	0.000000
DX381	P_M_4	0.000000
DX381	P_M_5	0.000000
DX381	P_V_2	0.000000
DX381	P_V_3	-1.327569
SX415	P_INT_MONTE_F	0.000000
SX415	P_INT_MONTE_0	0.000000
SX415	P_V_2	0.000000
SX415	P_V_3	0.000000
SX415	P_V_4	0.000000
SX415	P_V_5	0.000000
SX415	P_M_2	-3.629168
SX415	P_M_3	0.000000
SX398	P_INT_MONTE_F	0.000000
SX398	P_INT_MONTE_0	0.000000
SX398	P_V_2	0.000000
SX398	P_V_3	0.000000
SX398	P_V_4	0.000000
SX398	P_V_5	0.000000
SX398	P_M_2	-13.516151
SX398	P_M_3	0.000000
SX411	P_INT_MONTE_F	0.000000
SX411	P_INT_MONTE_0	0.000000
SX411	P_V_2	0.000000
SX411	P_V_3	0.000000
SX411	P_V_4	0.000000
SX411	P_V_5	0.000000
SX411	P_M_2	-3.629168
SX411	P_M_3	0.000000
SX395	P_INT_MONTE_F	0.000000
SX395	P_INT_MONTE_0	0.000000
SX395	P_V_2	0.000000
SX395	P_V_3	0.000000
SX395	P_V_4	0.000000
SX395	P_V_5	0.000000
SX395	P_M_2	-13.516151
SX395	P_M_3	0.000000
SX408	P_INT_MONTE_F	0.000000
SX408	P_INT_MONTE_0	0.000000
SX408	P_V_2	0.000000
SX408	P_V_3	0.000000
SX408	P_V_4	0.000000
SX408	P_V_5	0.000000
SX408	P_M_2	-3.629168
SX408	P_M_3	0.000000
SX401	P_INT_MONTE_F	0.000000
SX401	P_INT_MONTE_0	0.000000
SX401	P_V_2	0.000000



ingLuigiSeverini.studio
Ingegneria Italiana



SX401	P_V_3	0.000000
SX401	P_V_4	0.000000
SX401	P_V_5	0.000000
SX401	P_M_2	-13.516151
SX401	P_M_3	0.000000
SX414	P_INT_MONTE_F	0.000000
SX414	P_INT_MONTE_0	0.000000
SX414	P_V_2	0.000000
SX414	P_V_3	0.000000
SX414	P_V_4	0.000000
SX414	P_V_5	0.000000
SX414	P_M_2	-3.629168
SX414	P_M_3	0.000000
DX396	P_INT_VALLE_F	0.000000
DX396	P_INT_VALLE_0	0.000000
DX396	P_M_2	0.000000
DX396	P_M_3	0.000000
DX396	P_M_4	0.000000
DX396	P_M_5	0.000000
DX396	P_V_2	0.000000
DX396	P_V_3	1.995995
DX409	P_INT_VALLE_F	0.000000
DX409	P_INT_VALLE_0	0.000000
DX409	P_M_2	0.000000
DX409	P_M_3	0.000000
DX409	P_M_4	0.000000
DX409	P_M_5	0.000000
DX409	P_V_2	0.000000
DX409	P_V_3	0.000000
DX398	P_INT_VALLE_F	0.000000
DX398	P_INT_VALLE_0	0.000000
DX398	P_M_2	0.000000
DX398	P_M_3	0.000000
DX398	P_M_4	0.000000
DX398	P_M_5	0.000000
DX398	P_V_2	0.000000
DX398	P_V_3	1.995995
DX411	P_INT_VALLE_F	0.000000
DX411	P_INT_VALLE_0	0.000000
DX411	P_M_2	0.000000
DX411	P_M_3	0.000000
DX411	P_M_4	0.000000
DX411	P_M_5	0.000000
DX411	P_V_2	0.000000
DX411	P_V_3	0.000000
DX403	P_INT_VALLE_F	0.000000
DX403	P_INT_VALLE_0	0.000000
DX403	P_M_2	0.000000
DX403	P_M_3	0.000000
DX403	P_M_4	0.000000
DX403	P_M_5	0.000000
DX403	P_V_2	0.000000
DX403	P_V_3	1.995995
DX416	P_INT_VALLE_F	0.000000
DX416	P_INT_VALLE_0	0.000000
DX416	P_M_2	0.000000
DX416	P_M_3	0.000000
DX416	P_M_4	0.000000
DX416	P_M_5	0.000000
DX416	P_V_2	0.000000
DX416	P_V_3	0.000000
DX391	P_INT_VALLE_F	0.000000
DX391	P_INT_VALLE_0	0.000000
DX391	P_M_2	0.000000
DX391	P_M_3	0.000000
DX391	P_M_4	0.000000
DX391	P_M_5	0.000000
DX391	P_V_2	0.000000
DX391	P_V_3	1.995995
DX404	P_INT_VALLE_F	0.000000
DX404	P_INT_VALLE_0	0.000000
DX404	P_M_2	0.000000
DX404	P_M_3	0.000000
DX404	P_M_4	0.000000
DX404	P_M_5	0.000000
DX404	P_V_2	0.000000
DX404	P_V_3	0.000000
DX397	P_INT_VALLE_F	0.000000
DX397	P_INT_VALLE_0	0.000000
DX397	P_M_2	0.000000
DX397	P_M_3	0.000000



Autorità Portuale di Taranto
Interventi per il dragaggio di 2,3 M m³ di sedimenti in area Molo Polisettoriale e per la realizzazione di un primo lotto della cassa di colmata funzionale all'ampliamento del V Sporgente del Porto di Taranto

Allegati alla relazione di calcolo strutturale allineamento "BC"

Data 05/2016
Rev. B
c.d.c.: C296A
514B



DX397	P_M_4	0.000000
DX397	P_M_5	0.000000
DX397	P_V_2	0.000000
DX397	P_V_3	1.995995
DX410	P_INT_VALLE_F	0.000000
DX410	P_INT_VALLE_0	0.000000
DX410	P_M_2	0.000000
DX410	P_M_3	0.000000
DX410	P_M_4	0.000000
DX410	P_M_5	0.000000
DX410	P_V_2	0.000000
DX410	P_V_3	0.000000
DX393	P_INT_VALLE_F	0.000000
DX393	P_INT_VALLE_0	0.000000
DX393	P_M_2	0.000000
DX393	P_M_3	0.000000
DX393	P_M_4	0.000000
DX393	P_M_5	0.000000
DX393	P_V_2	0.000000
DX393	P_V_3	1.995995
DX406	P_INT_VALLE_F	0.000000
DX406	P_INT_VALLE_0	0.000000
DX406	P_M_2	0.000000
DX406	P_M_3	0.000000
DX406	P_M_4	0.000000
DX406	P_M_5	0.000000
DX406	P_V_2	0.000000
DX406	P_V_3	0.000000
DX401	P_INT_VALLE_F	0.000000
DX401	P_INT_VALLE_0	0.000000
DX401	P_M_2	0.000000
DX401	P_M_3	0.000000
DX401	P_M_4	0.000000
DX401	P_M_5	0.000000
DX401	P_V_2	0.000000
DX401	P_V_3	1.995995
DX414	P_INT_VALLE_F	0.000000
DX414	P_INT_VALLE_0	0.000000
DX414	P_M_2	0.000000
DX414	P_M_3	0.000000
DX414	P_M_4	0.000000
DX414	P_M_5	0.000000
DX414	P_V_2	0.000000
DX414	P_V_3	0.000000
DX400	P_INT_VALLE_F	0.000000
DX400	P_INT_VALLE_0	0.000000
DX400	P_M_2	0.000000
DX400	P_M_3	0.000000
DX400	P_M_4	0.000000
DX400	P_M_5	0.000000
DX400	P_V_2	0.000000
DX400	P_V_3	1.995995
DX413	P_INT_VALLE_F	0.000000
DX413	P_INT_VALLE_0	0.000000
DX413	P_M_2	0.000000
DX413	P_M_3	0.000000
DX413	P_M_4	0.000000
DX413	P_M_5	0.000000
DX413	P_V_2	0.000000
DX413	P_V_3	0.000000
DX394	P_INT_VALLE_F	0.000000
DX394	P_INT_VALLE_0	0.000000
DX394	P_M_2	0.000000
DX394	P_M_3	0.000000
DX394	P_M_4	0.000000
DX394	P_M_5	0.000000
DX394	P_V_2	0.000000
DX394	P_V_3	1.995995
DX407	P_INT_VALLE_F	0.000000
DX407	P_INT_VALLE_0	0.000000
DX407	P_M_2	0.000000
DX407	P_M_3	0.000000
DX407	P_M_4	0.000000
DX407	P_M_5	0.000000
DX407	P_V_2	0.000000
DX407	P_V_3	0.000000
SX403	P_INT_MONTE_F	0.000000
SX403	P_INT_MONTE_0	0.000000
SX403	P_V_2	0.000000
SX403	P_V_3	0.000000
SX403	P_V_4	0.000000



Autorità Portuale di Taranto
Interventi per il dragaggio di 2,3 M m³ di sedimenti in area Molo Polisettoriale e per la realizzazione di un primo lotto della cassa di colmata funzionale all'ampliamento del V Sporgente del Porto di Taranto

Allegati alla relazione di calcolo strutturale allineamento "BC"

Data 05/2016
Rev. B
c.d.c.: C296A
514B

SX403	P_V_5	0.000000
SX403	P_M_2	-13.516151
SX403	P_M_3	0.000000
SX416	P_INT_MONTE_F	0.000000
SX416	P_INT_MONTE_0	0.000000
SX416	P_V_2	0.000000
SX416	P_V_3	0.000000
SX416	P_V_4	0.000000
SX416	P_V_5	0.000000
SX416	P_M_2	-3.629168
SX416	P_M_3	0.000000
DX369	P_INT_VALLE_F	0.000000
DX369	P_INT_VALLE_0	-14.199985
DX369	P_M_2	0.000000
DX369	P_M_3	0.000000
DX369	P_M_4	0.000000
DX369	P_M_5	0.000000
DX369	P_V_2	0.000000
DX369	P_V_3	19.848653
DX382	P_INT_VALLE_F	0.000000
DX382	P_INT_VALLE_0	0.000000
DX382	P_M_2	0.000000
DX382	P_M_3	0.000000
DX382	P_M_4	0.000000
DX382	P_M_5	0.000000
DX382	P_V_2	0.000000
DX382	P_V_3	-1.327569
DX373	P_INT_VALLE_F	0.000000
DX373	P_INT_VALLE_0	-14.199985
DX373	P_M_2	0.000000
DX373	P_M_3	0.000000
DX373	P_M_4	0.000000
DX373	P_M_5	0.000000
DX373	P_V_2	0.000000
DX373	P_V_3	19.848653
DX386	P_INT_VALLE_F	0.000000
DX386	P_INT_VALLE_0	0.000000
DX386	P_M_2	0.000000
DX386	P_M_3	0.000000
DX386	P_M_4	0.000000
DX386	P_M_5	0.000000
DX386	P_V_2	0.000000
DX386	P_V_3	-1.327569
DX356	P_INT_VALLE_F	0.000000
DX356	P_INT_VALLE_0	43.123688
DX356	P_M_2	0.000000
DX356	P_M_3	0.000000
DX356	P_M_4	0.000000
DX356	P_M_5	0.000000
DX356	P_V_2	0.000000
DX356	P_V_3	38.802771
DX360	P_INT_VALLE_F	0.000000
DX360	P_INT_VALLE_0	43.123688
DX360	P_M_2	0.000000
DX360	P_M_3	0.000000
DX360	P_M_4	0.000000
DX360	P_M_5	0.000000
DX360	P_V_2	0.000000
DX360	P_V_3	38.802771
DX343	P_INT_VALLE_F	0.000000
DX343	P_INT_VALLE_0	-42.599772
DX343	P_M_2	0.000000
DX343	P_M_3	0.000000
DX343	P_M_4	0.000000
DX343	P_M_5	0.000000
DX343	P_V_2	0.199907
DX343	P_V_3	57.184284
DX347	P_INT_VALLE_F	0.000000
DX347	P_INT_VALLE_0	-42.599772
DX347	P_M_2	0.000000
DX347	P_M_3	0.000000
DX347	P_M_4	0.000000
DX347	P_M_5	0.000000
DX347	P_V_2	0.199907
DX347	P_V_3	57.184284
DX330	P_INT_VALLE_F	0.000000
DX330	P_INT_VALLE_0	-55.912485
DX330	P_M_2	0.000000
DX330	P_M_3	0.000000
DX330	P_M_4	0.000000
DX330	P_M_5	0.000000

DX330	P_V_2	10.166567
DX330	P_V_3	76.532684
DX334	P_INT_VALLE_F	0.000000
DX334	P_INT_VALLE_0	-55.912485
DX334	P_M_2	0.000000
DX334	P_M_3	0.000000
DX334	P_M_4	0.000000
DX334	P_M_5	0.000000
DX334	P_V_2	10.166567
DX334	P_V_3	76.532684
DX317	P_INT_VALLE_F	0.000000
DX317	P_INT_VALLE_0	-70.999985
DX317	P_M_2	0.000000
DX317	P_M_3	0.000000
DX317	P_M_4	0.000000
DX317	P_M_5	0.000000
DX317	P_V_2	20.133234
DX317	P_V_3	84.682797
DX321	P_INT_VALLE_F	0.000000
DX321	P_INT_VALLE_0	-70.999985
DX321	P_M_2	0.000000
DX321	P_M_3	0.000000
DX321	P_M_4	0.000000
DX321	P_M_5	0.000000
DX321	P_V_2	20.133234
DX321	P_V_3	84.682797
DX304	P_INT_VALLE_F	0.000000
DX304	P_INT_VALLE_0	-85.199985
DX304	P_M_2	0.000000
DX304	P_M_3	0.000000
DX304	P_M_4	0.000000
DX304	P_M_5	0.000000
DX304	P_V_2	30.099900
DX304	P_V_3	101.466166
DX308	P_INT_VALLE_F	0.000000
DX308	P_INT_VALLE_0	-85.199985
DX308	P_M_2	0.000000
DX308	P_M_3	0.000000
DX308	P_M_4	0.000000
DX308	P_M_5	0.000000
DX308	P_V_2	30.099900
DX308	P_V_3	101.466166
DX291	P_INT_VALLE_F	0.000000
DX291	P_INT_VALLE_0	-99.399985
DX291	P_M_2	0.000000
DX291	P_M_3	0.000000
DX291	P_M_4	0.000000
DX291	P_M_5	0.000000
DX291	P_V_2	40.066567
DX291	P_V_3	113.941432
DX295	P_INT_VALLE_F	0.000000
DX295	P_INT_VALLE_0	-99.399985
DX295	P_M_2	0.000000
DX295	P_M_3	0.000000
DX295	P_M_4	0.000000
DX295	P_M_5	0.000000
DX295	P_V_2	40.066567
DX295	P_V_3	113.941432
DX278	P_INT_VALLE_F	0.000000
DX278	P_INT_VALLE_0	-113.599808
DX278	P_M_2	0.000000
DX278	P_M_3	0.000000
DX278	P_M_4	0.000000
DX278	P_M_5	0.000000
DX278	P_V_2	50.033234
DX278	P_V_3	113.709901
DX282	P_INT_VALLE_F	0.000000
DX282	P_INT_VALLE_0	-113.599808
DX282	P_M_2	0.000000
DX282	P_M_3	0.000000
DX282	P_M_4	0.000000
DX282	P_M_5	0.000000
DX282	P_V_2	50.033234
DX282	P_V_3	113.709901
DX265	P_INT_VALLE_F	0.000000
DX265	P_INT_VALLE_0	-127.799985
DX265	P_M_2	0.000000
DX265	P_M_3	0.000000
DX265	P_M_4	0.000000
DX265	P_M_5	0.000000
DX265	P_V_2	59.999900



DX265	P_V_3	153.653307
DX269	P_INT_VALLE_F	0.000000
DX269	P_INT_VALLE_0	-127.799985
DX269	P_M_2	0.000000
DX269	P_M_3	0.000000
DX269	P_M_4	0.000000
DX269	P_M_5	0.000000
DX269	P_V_2	59.999900
DX269	P_V_3	153.653307
DX252	P_INT_VALLE_F	-7.099798
DX252	P_INT_VALLE_0	-141.999985
DX252	P_M_2	0.000000
DX252	P_M_3	0.000000
DX252	P_M_4	0.000000
DX252	P_M_5	0.000000
DX252	P_V_2	111.542923
DX252	P_V_3	147.705744
DX256	P_INT_VALLE_F	-7.099798
DX256	P_INT_VALLE_0	-141.999985
DX256	P_M_2	0.000000
DX256	P_M_3	0.000000
DX256	P_M_4	0.000000
DX256	P_M_5	0.000000
DX256	P_V_2	111.542923
DX256	P_V_3	147.705744
DX239	P_INT_VALLE_F	-21.299798
DX239	P_INT_VALLE_0	-156.199985
DX239	P_M_2	0.000000
DX239	P_M_3	0.000000
DX239	P_M_4	0.000000
DX239	P_M_5	0.000000
DX239	P_V_2	142.825615
DX239	P_V_3	167.700188
DX243	P_INT_VALLE_F	-21.299798
DX243	P_INT_VALLE_0	-156.199985
DX243	P_M_2	0.000000
DX243	P_M_3	0.000000
DX243	P_M_4	0.000000
DX243	P_M_5	0.000000
DX243	P_V_2	142.825615
DX243	P_V_3	167.700188
DX226	P_INT_VALLE_F	-35.203970
DX226	P_INT_VALLE_0	-170.104156
DX226	P_M_2	0.000000
DX226	P_M_3	0.000000
DX226	P_M_4	0.000000
DX226	P_M_5	0.000000
DX226	P_V_2	172.087063
DX226	P_V_3	181.328912
DX230	P_INT_VALLE_F	-35.203970
DX230	P_INT_VALLE_0	-170.104156
DX230	P_M_2	0.000000
DX230	P_M_3	0.000000
DX230	P_M_4	0.000000
DX230	P_M_5	0.000000
DX230	P_V_2	172.087063
DX230	P_V_3	181.328912
DX213	P_INT_VALLE_F	-50.291470
DX213	P_INT_VALLE_0	-185.191656
DX213	P_M_2	0.000000
DX213	P_M_3	0.000000
DX213	P_M_4	0.000000
DX213	P_M_5	0.000000
DX213	P_V_2	194.992269
DX213	P_V_3	201.690642
DX217	P_INT_VALLE_F	-50.291470
DX217	P_INT_VALLE_0	-185.191656
DX217	P_M_2	0.000000
DX217	P_M_3	0.000000
DX217	P_M_4	0.000000
DX217	P_M_5	0.000000
DX217	P_V_2	194.992269
DX217	P_V_3	201.690642
DX200	P_INT_VALLE_F	-63.899798
DX200	P_INT_VALLE_0	-198.799985
DX200	P_M_2	0.000000
DX200	P_M_3	0.000000
DX200	P_M_4	0.000000
DX200	P_M_5	0.000000
DX200	P_V_2	217.034673
DX200	P_V_3	227.263239



Autorità Portuale di Taranto
Interventi per il dragaggio di 2,3 M m³ di sedimenti in area Molo Polisettoriale e per la realizzazione di un primo lotto della cassa di colmata funzionale all'ampliamento del V Sporgente del Porto di Taranto

Allegati alla relazione di calcolo strutturale allineamento "BC"

Data 05/2016
Rev. B
c.d.c.: C296A
514B



DX204	P_INT_VALLE_F	-63.899798
DX204	P_INT_VALLE_0	-198.799985
DX204	P_M_2	0.000000
DX204	P_M_3	0.000000
DX204	P_M_4	0.000000
DX204	P_M_5	0.000000
DX204	P_V_2	217.034673
DX204	P_V_3	227.263239
DX187	P_INT_VALLE_F	-78.099798
DX187	P_INT_VALLE_0	-212.999985
DX187	P_M_2	0.000000
DX187	P_M_3	0.000000
DX187	P_M_4	0.000000
DX187	P_M_5	0.000000
DX187	P_V_2	237.666947
DX187	P_V_3	232.602723
DX191	P_INT_VALLE_F	-78.099798
DX191	P_INT_VALLE_0	-212.999985
DX191	P_M_2	0.000000
DX191	P_M_3	0.000000
DX191	P_M_4	0.000000
DX191	P_M_5	0.000000
DX191	P_V_2	237.666947
DX191	P_V_3	232.602723
DX174	P_INT_VALLE_F	-92.299798
DX174	P_INT_VALLE_0	-227.199985
DX174	P_M_2	0.000000
DX174	P_M_3	0.000000
DX174	P_M_4	0.000000
DX174	P_M_5	0.000000
DX174	P_V_2	257.437641
DX174	P_V_3	263.150623
DX178	P_INT_VALLE_F	-92.299798
DX178	P_INT_VALLE_0	-227.199985
DX178	P_M_2	0.000000
DX178	P_M_3	0.000000
DX178	P_M_4	0.000000
DX178	P_M_5	0.000000
DX178	P_V_2	257.437641
DX178	P_V_3	263.150623
DX161	P_INT_VALLE_F	-106.499798
DX161	P_INT_VALLE_0	-240.512485
DX161	P_M_2	0.000000
DX161	P_M_3	0.000000
DX161	P_M_4	0.000000
DX161	P_M_5	0.000000
DX161	P_V_2	276.005382
DX161	P_V_3	282.851404
DX165	P_INT_VALLE_F	-106.499798
DX165	P_INT_VALLE_0	-240.512485
DX165	P_M_2	0.000000
DX165	P_M_3	0.000000
DX165	P_M_4	0.000000
DX165	P_M_5	0.000000
DX165	P_V_2	276.005382
DX165	P_V_3	282.851404
DX148	P_INT_VALLE_F	-120.699600
DX148	P_INT_VALLE_0	-255.599786
DX148	P_M_2	0.000000
DX148	P_M_3	0.000000
DX148	P_M_4	0.000000
DX148	P_M_5	0.000000
DX148	P_V_2	292.863870
DX148	P_V_3	302.666486
DX152	P_INT_VALLE_F	-120.699600
DX152	P_INT_VALLE_0	-255.599786
DX152	P_M_2	0.000000
DX152	P_M_3	0.000000
DX152	P_M_4	0.000000
DX152	P_M_5	0.000000
DX152	P_V_2	292.863870
DX152	P_V_3	302.666486
DX135	P_INT_VALLE_F	-134.899798
DX135	P_INT_VALLE_0	-270.687485
DX135	P_M_2	0.000000
DX135	P_M_3	0.000000
DX135	P_M_4	0.000000
DX135	P_M_5	0.000000
DX135	P_V_2	307.420682
DX135	P_V_3	320.993117
DX139	P_INT_VALLE_F	-134.899798



Autorità Portuale di Taranto
Interventi per il dragaggio di 2,3 M m³ di sedimenti in area Molo Polisettoriale e per la realizzazione di un primo lotto della cassa di colmata funzionale all'ampliamento del V Sporgente del Porto di Taranto

Allegati alla relazione di calcolo strutturale allineamento "BC"

Data 05/2016
Rev. B
c.d.c.: C296A
514B

DX139	P_INT_VALLE_0	-270.687485
DX139	P_M_2	0.000000
DX139	P_M_3	0.000000
DX139	P_M_4	0.000000
DX139	P_M_5	0.000000
DX139	P_V_2	307.420682
DX139	P_V_3	320.993117
DX122	P_INT_VALLE_F	-149.099798
DX122	P_INT_VALLE_0	-283.999985
DX122	P_M_2	0.000000
DX122	P_M_3	0.000000
DX122	P_M_4	0.000000
DX122	P_M_5	0.000000
DX122	P_V_2	315.764119
DX122	P_V_3	338.756887
DX126	P_INT_VALLE_F	-149.099798
DX126	P_INT_VALLE_0	-283.999985
DX126	P_M_2	0.000000
DX126	P_M_3	0.000000
DX126	P_M_4	0.000000
DX126	P_M_5	0.000000
DX126	P_V_2	315.764119
DX126	P_V_3	338.756887
DX109	P_INT_VALLE_F	-163.299798
DX109	P_INT_VALLE_0	-298.199985
DX109	P_M_2	0.000000
DX109	P_M_3	0.000000
DX109	P_M_4	0.000000
DX109	P_M_5	0.000000
DX109	P_V_2	317.819804
DX109	P_V_3	354.221642
DX113	P_INT_VALLE_F	-163.299798
DX113	P_INT_VALLE_0	-298.199985
DX113	P_M_2	0.000000
DX113	P_M_3	0.000000
DX113	P_M_4	0.000000
DX113	P_M_5	0.000000
DX113	P_V_2	317.819804
DX113	P_V_3	354.221642
DX96	P_INT_VALLE_F	-177.499798
DX96	P_INT_VALLE_0	-312.399985
DX96	P_M_2	0.000000
DX96	P_M_3	0.000000
DX96	P_M_4	0.000000
DX96	P_M_5	0.000000
DX96	P_V_2	319.608881
DX96	P_V_3	364.561444
DX100	P_INT_VALLE_F	-177.499798
DX100	P_INT_VALLE_0	-312.399985
DX100	P_M_2	0.000000
DX100	P_M_3	0.000000
DX100	P_M_4	0.000000
DX100	P_M_5	0.000000
DX100	P_V_2	319.608881
DX100	P_V_3	364.561444
DX83	P_INT_VALLE_F	-191.108127
DX83	P_INT_VALLE_0	-326.008314
DX83	P_M_2	0.000000
DX83	P_M_3	0.000000
DX83	P_M_4	0.000000
DX83	P_M_5	0.000000
DX83	P_V_2	351.077667
DX83	P_V_3	313.548117
DX87	P_INT_VALLE_F	-191.108127
DX87	P_INT_VALLE_0	-326.008314
DX87	P_M_2	0.000000
DX87	P_M_3	0.000000
DX87	P_M_4	0.000000
DX87	P_M_5	0.000000
DX87	P_V_2	351.077667
DX87	P_V_3	313.548117
DX70	P_INT_VALLE_F	-206.195627
DX70	P_INT_VALLE_0	-341.095814
DX70	P_M_2	0.000000
DX70	P_M_3	0.000000
DX70	P_M_4	0.000000
DX70	P_M_5	0.000000
DX70	P_V_2	309.678583
DX70	P_V_3	300.167041
DX74	P_INT_VALLE_F	-206.195627
DX74	P_INT_VALLE_0	-341.095814

DX74	P_M_2	0.000000
DX74	P_M_3	0.000000
DX74	P_M_4	0.000000
DX74	P_M_5	0.000000
DX74	P_V_2	309.678583
DX74	P_V_3	300.167041
DX57	P_INT_VALLE_F	-220.099798
DX57	P_INT_VALLE_0	-354.999985
DX57	P_M_2	0.000000
DX57	P_M_3	0.000000
DX57	P_M_4	0.000000
DX57	P_M_5	0.000000
DX57	P_V_2	316.655816
DX57	P_V_3	313.147665
DX61	P_INT_VALLE_F	-220.099798
DX61	P_INT_VALLE_0	-354.999985
DX61	P_M_2	0.000000
DX61	P_M_3	0.000000
DX61	P_M_4	0.000000
DX61	P_M_5	0.000000
DX61	P_V_2	316.655816
DX61	P_V_3	313.147665
DX44	P_INT_VALLE_F	-234.299798
DX44	P_INT_VALLE_0	-369.199985
DX44	P_M_2	0.000000
DX44	P_M_3	0.000000
DX44	P_M_4	0.000000
DX44	P_M_5	0.000000
DX44	P_V_2	515.694993
DX44	P_V_3	344.408541
DX48	P_INT_VALLE_F	-234.299798
DX48	P_INT_VALLE_0	-369.199985
DX48	P_M_2	0.000000
DX48	P_M_3	0.000000
DX48	P_M_4	0.000000
DX48	P_M_5	0.000000
DX48	P_V_2	515.694993
DX48	P_V_3	344.408541
DX31	P_INT_VALLE_F	-248.499798
DX31	P_INT_VALLE_0	-383.399985
DX31	P_M_2	0.000000
DX31	P_M_3	0.000000
DX31	P_M_4	0.000000
DX31	P_M_5	0.000000
DX31	P_V_2	530.131078
DX31	P_V_3	488.706058
DX35	P_INT_VALLE_F	-248.499798
DX35	P_INT_VALLE_0	-383.399985
DX35	P_M_2	0.000000
DX35	P_M_3	0.000000
DX35	P_M_4	0.000000
DX35	P_M_5	0.000000
DX35	P_V_2	530.131078
DX35	P_V_3	488.706058
DX18	P_INT_VALLE_F	-262.699798
DX18	P_INT_VALLE_0	-397.599985
DX18	P_M_2	0.000000
DX18	P_M_3	0.000000
DX18	P_M_4	0.000000
DX18	P_M_5	0.000000
DX18	P_V_2	543.289801
DX18	P_V_3	682.515169
DX22	P_INT_VALLE_F	-262.699798
DX22	P_INT_VALLE_0	-397.599985
DX22	P_M_2	0.000000
DX22	P_M_3	0.000000
DX22	P_M_4	0.000000
DX22	P_M_5	0.000000
DX22	P_V_2	543.289801
DX22	P_V_3	682.515169
DX408	P_INT_VALLE_F	0.000000
DX408	P_INT_VALLE_0	0.000000
DX408	P_M_2	0.000000
DX408	P_M_3	0.000000
DX408	P_M_4	0.000000
DX408	P_M_5	0.000000
DX408	P_V_2	0.000000
DX408	P_V_3	0.000000
DX412	P_INT_VALLE_F	0.000000
DX412	P_INT_VALLE_0	0.000000
DX412	P_M_2	0.000000



DX412	P_M_3	0.000000
DX412	P_M_4	0.000000
DX412	P_M_5	0.000000
DX412	P_V_2	0.000000
DX412	P_V_3	0.000000
DX395	P_INT_VALLE_F	0.000000
DX395	P_INT_VALLE_0	0.000000
DX395	P_M_2	0.000000
DX395	P_M_3	0.000000
DX395	P_M_4	0.000000
DX395	P_M_5	0.000000
DX395	P_V_2	0.000000
DX395	P_V_3	1.995995
DX399	P_INT_VALLE_F	0.000000
DX399	P_INT_VALLE_0	0.000000
DX399	P_M_2	0.000000
DX399	P_M_3	0.000000
DX399	P_M_4	0.000000
DX399	P_M_5	0.000000
DX399	P_V_2	0.000000
DX399	P_V_3	1.995995
SX369	P_INT_MONTE_F	0.000000
SX369	P_INT_MONTE_0	14.199985
SX369	P_V_2	0.000000
SX369	P_V_3	0.000000
SX369	P_V_4	0.000000
SX369	P_V_5	0.000000
SX369	P_M_2	-31.947884
SX369	P_M_3	-10.449896
SX382	P_INT_MONTE_F	0.000000
SX382	P_INT_MONTE_0	0.000000
SX382	P_V_2	0.000000
SX382	P_V_3	0.000000
SX382	P_V_4	0.000000
SX382	P_V_5	0.000000
SX382	P_M_2	-22.239930
SX382	P_M_3	0.000000
SX373	P_INT_MONTE_F	0.000000
SX373	P_INT_MONTE_0	14.199985
SX373	P_V_2	0.000000
SX373	P_V_3	0.000000
SX373	P_V_4	0.000000
SX373	P_V_5	0.000000
SX373	P_M_2	-31.947884
SX373	P_M_3	-10.449896
SX386	P_INT_MONTE_F	0.000000
SX386	P_INT_MONTE_0	0.000000
SX386	P_V_2	0.000000
SX386	P_V_3	0.000000
SX386	P_V_4	0.000000
SX386	P_V_5	0.000000
SX386	P_M_2	-22.239930
SX386	P_M_3	0.000000
SX356	P_INT_MONTE_F	0.000000
SX356	P_INT_MONTE_0	28.399985
SX356	P_V_2	0.000000
SX356	P_V_3	0.000000
SX356	P_V_4	0.000000
SX356	P_V_5	0.000000
SX356	P_M_2	-40.819930
SX356	P_M_3	-20.000000
SX360	P_INT_MONTE_F	0.000000
SX360	P_INT_MONTE_0	28.399985
SX360	P_V_2	0.000000
SX360	P_V_3	0.000000
SX360	P_V_4	0.000000
SX360	P_V_5	0.000000
SX360	P_M_2	-40.819930
SX360	P_M_3	-20.000000
SX343	P_INT_MONTE_F	0.000000
SX343	P_INT_MONTE_0	42.599772
SX343	P_V_2	0.000000
SX343	P_V_3	0.000000
SX343	P_V_4	0.000000
SX343	P_V_5	0.000000
SX343	P_M_2	-50.295644
SX343	P_M_3	-30.199907
SX347	P_INT_MONTE_F	0.000000
SX347	P_INT_MONTE_0	42.599772
SX347	P_V_2	0.000000
SX347	P_V_3	0.000000



Autorità Portuale di Taranto
Interventi per il dragaggio di 2,3 M³ di sedimenti in area Molo Polisettoriale e per la realizzazione di un primo lotto della cassa di colmata funzionale all'ampliamento del V Sporgente del Porto di Taranto

Allegati alla relazione di calcolo strutturale allineamento "BC"

Data 05/2016
Rev. B
c.d.c.: C296A
514B

SX347	P_V_4	0.000000
SX347	P_V_5	0.000000
SX347	P_M_2	-50.295644
SX347	P_M_3	-30.199907
SX330	P_INT_MONTE_F	0.000000
SX330	P_INT_MONTE_0	55.912485
SX330	P_V_2	0.000000
SX330	P_V_3	0.000000
SX330	P_V_4	0.000000
SX330	P_V_5	0.000000
SX330	P_M_2	-59.554671
SX330	P_M_3	-40.166567
SX334	P_INT_MONTE_F	0.000000
SX334	P_INT_MONTE_0	55.912485
SX334	P_V_2	0.000000
SX334	P_V_3	0.000000
SX334	P_V_4	0.000000
SX334	P_V_5	0.000000
SX334	P_M_2	-59.554671
SX334	P_M_3	-40.166567
SX317	P_INT_MONTE_F	0.000000
SX317	P_INT_MONTE_0	70.999985
SX317	P_V_2	0.000000
SX317	P_V_3	0.000000
SX317	P_V_4	0.000000
SX317	P_V_5	0.000000
SX317	P_M_2	-68.813705
SX317	P_M_3	-50.133234
SX321	P_INT_MONTE_F	0.000000
SX321	P_INT_MONTE_0	70.999985
SX321	P_V_2	0.000000
SX321	P_V_3	0.000000
SX321	P_V_4	0.000000
SX321	P_V_5	0.000000
SX321	P_M_2	-68.813705
SX321	P_M_3	-50.133234
SX304	P_INT_MONTE_F	0.000000
SX304	P_INT_MONTE_0	85.199985
SX304	P_V_2	0.000000
SX304	P_V_3	0.000000
SX304	P_V_4	0.000000
SX304	P_V_5	0.000000
SX304	P_M_2	-78.072737
SX304	P_M_3	-60.099900
SX308	P_INT_MONTE_F	0.000000
SX308	P_INT_MONTE_0	85.199985
SX308	P_V_2	0.000000
SX308	P_V_3	0.000000
SX308	P_V_4	0.000000
SX308	P_V_5	0.000000
SX308	P_M_2	-78.072737
SX308	P_M_3	-60.099900
SX291	P_INT_MONTE_F	0.000000
SX291	P_INT_MONTE_0	99.399985
SX291	P_V_2	0.000000
SX291	P_V_3	0.000000
SX291	P_V_4	0.000000
SX291	P_V_5	0.000000
SX291	P_M_2	-87.331771
SX291	P_M_3	-70.066567
SX295	P_INT_MONTE_F	0.000000
SX295	P_INT_MONTE_0	99.399985
SX295	P_V_2	0.000000
SX295	P_V_3	0.000000
SX295	P_V_4	0.000000
SX295	P_V_5	0.000000
SX295	P_M_2	-87.331771
SX295	P_M_3	-70.066567
SX409	P_INT_MONTE_F	0.000000
SX409	P_INT_MONTE_0	0.000000
SX409	P_V_2	0.000000
SX409	P_V_3	0.000000
SX409	P_V_4	0.000000
SX409	P_V_5	0.000000
SX409	P_M_2	-3.629168
SX409	P_M_3	0.000000
SX278	P_INT_MONTE_F	0.000000
SX278	P_INT_MONTE_0	113.599808
SX278	P_V_2	0.000000
SX278	P_V_3	0.000000
SX278	P_V_4	0.000000



Autorità Portuale di Taranto
Interventi per il dragaggio di 2,3 M m³ di sedimenti in area Molo Polisettoriale e per la realizzazione di un primo lotto della cassa di colmata funzionale all'ampliamento del V Sporgente del Porto di Taranto

Allegati alla relazione di calcolo strutturale allineamento "BC"

Data 05/2016
Rev. B
c.d.c.: C296A
514B

SX278	P_V_5	0.000000
SX278	P_M_2	-96.590805
SX278	P_M_3	-80.033234
SX282	P_INT_MONTE_F	0.000000
SX282	P_INT_MONTE_0	113.599808
SX282	P_V_2	0.000000
SX282	P_V_3	0.000000
SX282	P_V_4	0.000000
SX282	P_V_5	0.000000
SX282	P_M_2	-96.590805
SX282	P_M_3	-80.033234
SX265	P_INT_MONTE_F	0.000000
SX265	P_INT_MONTE_0	127.799985
SX265	P_V_2	0.000000
SX265	P_V_3	0.000000
SX265	P_V_4	0.000000
SX265	P_V_5	0.000000
SX265	P_M_2	-105.849837
SX265	P_M_3	-89.999900
SX269	P_INT_MONTE_F	0.000000
SX269	P_INT_MONTE_0	127.799985
SX269	P_V_2	0.000000
SX269	P_V_3	0.000000
SX269	P_V_4	0.000000
SX269	P_V_5	0.000000
SX269	P_M_2	-105.849837
SX269	P_M_3	-89.999900
SX413	P_INT_MONTE_F	0.000000
SX413	P_INT_MONTE_0	0.000000
SX413	P_V_2	0.000000
SX413	P_V_3	0.000000
SX413	P_V_4	0.000000
SX413	P_V_5	0.000000
SX413	P_M_2	-3.629168
SX413	P_M_3	0.000000
SX252	P_INT_MONTE_F	7.099798
SX252	P_INT_MONTE_0	141.999985
SX252	P_V_2	0.000000
SX252	P_V_3	0.000000
SX252	P_V_4	0.000000
SX252	P_V_5	0.000000
SX252	P_M_2	-65.489149
SX252	P_M_3	-160.638016
SX256	P_INT_MONTE_F	7.099798
SX256	P_INT_MONTE_0	141.999985
SX256	P_V_2	0.000000
SX256	P_V_3	0.000000
SX256	P_V_4	0.000000
SX256	P_V_5	0.000000
SX256	P_M_2	-65.489149
SX256	P_M_3	-160.638016
SX239	P_INT_MONTE_F	21.299798
SX239	P_INT_MONTE_0	156.199985
SX239	P_V_2	0.000000
SX239	P_V_3	0.000000
SX239	P_V_4	0.000000
SX239	P_V_5	0.000000
SX239	P_M_2	-83.226534
SX239	P_M_3	-189.845061
SX243	P_INT_MONTE_F	21.299798
SX243	P_INT_MONTE_0	156.199985
SX243	P_V_2	0.000000
SX243	P_V_3	0.000000
SX243	P_V_4	0.000000
SX243	P_V_5	0.000000
SX243	P_M_2	-83.226534
SX243	P_M_3	-189.845061
SX226	P_INT_MONTE_F	35.203970
SX226	P_INT_MONTE_0	170.104156
SX226	P_V_2	0.000000
SX226	P_V_3	0.000000
SX226	P_V_4	0.000000
SX226	P_V_5	0.000000
SX226	P_M_2	-93.148157
SX226	P_M_3	-215.856415
SX230	P_INT_MONTE_F	35.203970
SX230	P_INT_MONTE_0	170.104156
SX230	P_V_2	0.000000
SX230	P_V_3	0.000000
SX230	P_V_4	0.000000
SX230	P_V_5	0.000000



SX230	P_M_2	-93.148157
SX230	P_M_3	-215.856415
SX396	P_INT_MONTE_F	0.000000
SX396	P_INT_MONTE_0	0.000000
SX396	P_V_2	0.000000
SX396	P_V_3	0.000000
SX396	P_V_4	0.000000
SX396	P_V_5	0.000000
SX396	P_M_2	-13.516151
SX396	P_M_3	0.000000
SX213	P_INT_MONTE_F	50.291470
SX213	P_INT_MONTE_0	185.191656
SX213	P_V_2	0.000000
SX213	P_V_3	0.000000
SX213	P_V_4	0.000000
SX213	P_V_5	0.000000
SX213	P_M_2	-105.375880
SX213	P_M_3	-239.580729
SX217	P_INT_MONTE_F	50.291470
SX217	P_INT_MONTE_0	185.191656
SX217	P_V_2	0.000000
SX217	P_V_3	0.000000
SX217	P_V_4	0.000000
SX217	P_V_5	0.000000
SX217	P_M_2	-105.375880
SX217	P_M_3	-239.580729
SX200	P_INT_MONTE_F	63.899798
SX200	P_INT_MONTE_0	198.799985
SX200	P_V_2	0.000000
SX200	P_V_3	0.000000
SX200	P_V_4	0.000000
SX200	P_V_5	0.000000
SX200	P_M_2	-118.830513
SX200	P_M_3	-262.670319
SX204	P_INT_MONTE_F	63.899798
SX204	P_INT_MONTE_0	198.799985
SX204	P_V_2	0.000000
SX204	P_V_3	0.000000
SX204	P_V_4	0.000000
SX204	P_V_5	0.000000
SX204	P_M_2	-118.830513
SX204	P_M_3	-262.670319
SX400	P_INT_MONTE_F	0.000000
SX400	P_INT_MONTE_0	0.000000
SX400	P_V_2	0.000000
SX400	P_V_3	0.000000
SX400	P_V_4	0.000000
SX400	P_V_5	0.000000
SX400	P_M_2	-13.516151
SX400	P_M_3	0.000000
SX187	P_INT_MONTE_F	78.099798
SX187	P_INT_MONTE_0	212.999985
SX187	P_V_2	0.000000
SX187	P_V_3	0.000000
SX187	P_V_4	0.000000
SX187	P_V_5	0.000000
SX187	P_M_2	-133.034344
SX187	P_M_3	-283.924322
SX191	P_INT_MONTE_F	78.099798
SX191	P_INT_MONTE_0	212.999985
SX191	P_V_2	0.000000
SX191	P_V_3	0.000000
SX191	P_V_4	0.000000
SX191	P_V_5	0.000000
SX191	P_M_2	-133.034344
SX191	P_M_3	-283.924322
SX174	P_INT_MONTE_F	92.299798
SX174	P_INT_MONTE_0	227.199985
SX174	P_V_2	0.000000
SX174	P_V_3	0.000000
SX174	P_V_4	0.000000
SX174	P_V_5	0.000000
SX174	P_M_2	-147.748951
SX174	P_M_3	-304.393273
SX178	P_INT_MONTE_F	92.299798
SX178	P_INT_MONTE_0	227.199985
SX178	P_V_2	0.000000
SX178	P_V_3	0.000000
SX178	P_V_4	0.000000
SX178	P_V_5	0.000000
SX178	P_M_2	-147.748951



Autorità Portuale di Taranto
Interventi per il dragaggio di 2,3 M³ di sedimenti in area Molo Polisettoriale e per la realizzazione di un primo lotto della cassa di colmata funzionale all'ampliamento del V Sporgente del Porto di Taranto

Allegati alla relazione di calcolo strutturale allineamento "BC"

Data 05/2016
Rev. B
c.d.c.: C296A
514B

SX178	P_M_3	-304.393273
SX161	P_INT_MONTE_F	106.499798
SX161	P_INT_MONTE_0	240.512485
SX161	P_V_2	0.000000
SX161	P_V_3	0.000000
SX161	P_V_4	0.000000
SX161	P_V_5	0.000000
SX161	P_M_2	-163.246758
SX161	P_M_3	-323.119744
SX165	P_INT_MONTE_F	106.499798
SX165	P_INT_MONTE_0	240.512485
SX165	P_V_2	0.000000
SX165	P_V_3	0.000000
SX165	P_V_4	0.000000
SX165	P_V_5	0.000000
SX165	P_M_2	-163.246758
SX165	P_M_3	-323.119744
SX148	P_INT_MONTE_F	120.699600
SX148	P_INT_MONTE_0	255.599786
SX148	P_V_2	0.000000
SX148	P_V_3	0.000000
SX148	P_V_4	0.000000
SX148	P_V_5	0.000000
SX148	P_M_2	-179.223136
SX148	P_M_3	-340.985720
SX152	P_INT_MONTE_F	120.699600
SX152	P_INT_MONTE_0	255.599786
SX152	P_V_2	0.000000
SX152	P_V_3	0.000000
SX152	P_V_4	0.000000
SX152	P_V_5	0.000000
SX152	P_M_2	-179.223136
SX152	P_M_3	-340.985720
SX135	P_INT_MONTE_F	134.899798
SX135	P_INT_MONTE_0	270.687485
SX135	P_V_2	0.000000
SX135	P_V_3	0.000000
SX135	P_V_4	0.000000
SX135	P_V_5	0.000000
SX135	P_M_2	-195.939754
SX135	P_M_3	-357.504435
SX139	P_INT_MONTE_F	134.899798
SX139	P_INT_MONTE_0	270.687485
SX139	P_V_2	0.000000
SX139	P_V_3	0.000000
SX139	P_V_4	0.000000
SX139	P_V_5	0.000000
SX139	P_M_2	-195.939754
SX139	P_M_3	-357.504435
SX122	P_INT_MONTE_F	149.099798
SX122	P_INT_MONTE_0	283.999985
SX122	P_V_2	0.000000
SX122	P_V_3	0.000000
SX122	P_V_4	0.000000
SX122	P_V_5	0.000000
SX122	P_M_2	-213.273925
SX122	P_M_3	-373.100441
SX126	P_INT_MONTE_F	149.099798
SX126	P_INT_MONTE_0	283.999985
SX126	P_V_2	0.000000
SX126	P_V_3	0.000000
SX126	P_V_4	0.000000
SX126	P_V_5	0.000000
SX126	P_M_2	-213.273925
SX126	P_M_3	-373.100441
SX109	P_INT_MONTE_F	163.299798
SX109	P_INT_MONTE_0	298.199985
SX109	P_V_2	0.000000
SX109	P_V_3	0.000000
SX109	P_V_4	0.000000
SX109	P_V_5	0.000000
SX109	P_M_2	-230.753853
SX109	P_M_3	-388.761306
SX113	P_INT_MONTE_F	163.299798
SX113	P_INT_MONTE_0	298.199985
SX113	P_V_2	0.000000
SX113	P_V_3	0.000000
SX113	P_V_4	0.000000
SX113	P_V_5	0.000000
SX113	P_M_2	-230.753853
SX113	P_M_3	-388.761306

SX96	P_INT_MONTE_F	177.499798
SX96	P_INT_MONTE_0	312.399985
SX96	P_V_2	0.000000
SX96	P_V_3	0.000000
SX96	P_V_4	0.000000
SX96	P_V_5	0.000000
SX96	P_M_2	-248.322531
SX96	P_M_3	-408.220133
SX100	P_INT_MONTE_F	177.499798
SX100	P_INT_MONTE_0	312.399985
SX100	P_V_2	0.000000
SX100	P_V_3	0.000000
SX100	P_V_4	0.000000
SX100	P_V_5	0.000000
SX100	P_M_2	-248.322531
SX100	P_M_3	-408.220133
SX83	P_INT_MONTE_F	191.108127
SX83	P_INT_MONTE_0	326.008314
SX83	P_V_2	0.000000
SX83	P_V_3	0.000000
SX83	P_V_4	0.000000
SX83	P_V_5	0.000000
SX83	P_M_2	-264.124525
SX83	P_M_3	-548.123777
SX87	P_INT_MONTE_F	191.108127
SX87	P_INT_MONTE_0	326.008314
SX87	P_V_2	0.000000
SX87	P_V_3	0.000000
SX87	P_V_4	0.000000
SX87	P_V_5	0.000000
SX87	P_M_2	-264.124525
SX87	P_M_3	-548.123777
SX70	P_INT_MONTE_F	206.195627
SX70	P_INT_MONTE_0	341.095814
SX70	P_V_2	0.000000
SX70	P_V_3	0.000000
SX70	P_V_4	0.000000
SX70	P_V_5	0.000000
SX70	P_M_2	-274.981471
SX70	P_M_3	-415.236883
SX74	P_INT_MONTE_F	206.195627
SX74	P_INT_MONTE_0	341.095814
SX74	P_V_2	0.000000
SX74	P_V_3	0.000000
SX74	P_V_4	0.000000
SX74	P_V_5	0.000000
SX74	P_M_2	-274.981471
SX74	P_M_3	-415.236883
SX57	P_INT_MONTE_F	220.099798
SX57	P_INT_MONTE_0	354.999985
SX57	P_V_2	0.000000
SX57	P_V_3	0.000000
SX57	P_V_4	0.000000
SX57	P_V_5	0.000000
SX57	P_M_2	-286.092017
SX57	P_M_3	-395.384524
SX61	P_INT_MONTE_F	220.099798
SX61	P_INT_MONTE_0	354.999985
SX61	P_V_2	0.000000
SX61	P_V_3	0.000000
SX61	P_V_4	0.000000
SX61	P_V_5	0.000000
SX61	P_M_2	-286.092017
SX61	P_M_3	-395.384524
SX44	P_INT_MONTE_F	234.299798
SX44	P_INT_MONTE_0	369.199985
SX44	P_V_2	0.000000
SX44	P_V_3	0.000000
SX44	P_V_4	0.000000
SX44	P_V_5	0.000000
SX44	P_M_2	-385.186094
SX44	P_M_3	-634.175132
SX48	P_INT_MONTE_F	234.299798
SX48	P_INT_MONTE_0	369.199985
SX48	P_V_2	0.000000
SX48	P_V_3	0.000000
SX48	P_V_4	0.000000
SX48	P_V_5	0.000000
SX48	P_M_2	-385.186094
SX48	P_M_3	-634.175132
SX31	P_INT_MONTE_F	248.499798

SX31	P_INT_MONTE_0	383.399985
SX31	P_V_2	0.000000
SX31	P_V_3	0.000000
SX31	P_V_4	0.000000
SX31	P_V_5	0.000000
SX31	P_M_2	-567.793040
SX31	P_M_3	-628.220713
SX35	P_INT_MONTE_F	248.499798
SX35	P_INT_MONTE_0	383.399985
SX35	P_V_2	0.000000
SX35	P_V_3	0.000000
SX35	P_V_4	0.000000
SX35	P_V_5	0.000000
SX35	P_M_2	-567.793040
SX35	P_M_3	-628.220713
SX18	P_INT_MONTE_F	262.699798
SX18	P_INT_MONTE_0	397.599985
SX18	P_V_2	0.000000
SX18	P_V_3	0.000000
SX18	P_V_4	0.000000
SX18	P_V_5	0.000000
SX18	P_M_2	-665.878398
SX18	P_M_3	-632.076660
SX22	P_INT_MONTE_F	262.699798
SX22	P_INT_MONTE_0	397.599985
SX22	P_V_2	0.000000
SX22	P_V_3	0.000000
SX22	P_V_4	0.000000
SX22	P_V_5	0.000000
SX22	P_M_2	-665.878398
SX22	P_M_3	-632.076660
DX376	P_INT_VALLE_F	0.000000
DX376	P_INT_VALLE_0	-14.199985
DX376	P_M_2	0.000000
DX376	P_M_3	0.000000
DX376	P_M_4	0.000000
DX376	P_M_5	0.000000
DX376	P_V_2	0.000000
DX376	P_V_3	19.848653
DX389	P_INT_VALLE_F	0.000000
DX389	P_INT_VALLE_0	0.000000
DX389	P_M_2	0.000000
DX389	P_M_3	0.000000
DX389	P_M_4	0.000000
DX389	P_M_5	0.000000
DX389	P_V_2	0.000000
DX389	P_V_3	-1.327569
DX363	P_INT_VALLE_F	0.000000
DX363	P_INT_VALLE_0	-28.399985
DX363	P_M_2	0.000000
DX363	P_M_3	0.000000
DX363	P_M_4	0.000000
DX363	P_M_5	0.000000
DX363	P_V_2	0.000000
DX363	P_V_3	38.802771
DX350	P_INT_VALLE_F	0.000000
DX350	P_INT_VALLE_0	-42.599772
DX350	P_M_2	0.000000
DX350	P_M_3	0.000000
DX350	P_M_4	0.000000
DX350	P_M_5	0.000000
DX350	P_V_2	0.199907
DX350	P_V_3	57.184284
DX337	P_INT_VALLE_F	0.000000
DX337	P_INT_VALLE_0	-55.912485
DX337	P_M_2	0.000000
DX337	P_M_3	0.000000
DX337	P_M_4	0.000000
DX337	P_M_5	0.000000
DX337	P_V_2	10.166567
DX337	P_V_3	76.532684
DX324	P_INT_VALLE_F	0.000000
DX324	P_INT_VALLE_0	-70.999985
DX324	P_M_2	0.000000
DX324	P_M_3	0.000000
DX324	P_M_4	0.000000
DX324	P_M_5	0.000000
DX324	P_V_2	20.133234
DX324	P_V_3	84.682797
DX311	P_INT_VALLE_F	0.000000
DX311	P_INT_VALLE_0	-85.199985



Autorità Portuale di Taranto
Interventi per il dragaggio di 2,3 M m³ di sedimenti in area Molo Polisettoriale e per la realizzazione di un primo lotto della cassa di colmata funzionale all'ampliamento del V Sporgente del Porto di Taranto

Allegati alla relazione di calcolo strutturale allineamento "BC"

Data 05/2016
Rev. B
c.d.c.: C296A
514B



DX311	P_M_2	0.000000
DX311	P_M_3	0.000000
DX311	P_M_4	0.000000
DX311	P_M_5	0.000000
DX311	P_V_2	30.099900
DX311	P_V_3	101.466166
DX298	P_INT_VALLE_F	0.000000
DX298	P_INT_VALLE_0	-99.399985
DX298	P_M_2	0.000000
DX298	P_M_3	0.000000
DX298	P_M_4	0.000000
DX298	P_M_5	0.000000
DX298	P_V_2	40.066567
DX298	P_V_3	113.941432
DX285	P_INT_VALLE_F	0.000000
DX285	P_INT_VALLE_0	-113.599808
DX285	P_M_2	0.000000
DX285	P_M_3	0.000000
DX285	P_M_4	0.000000
DX285	P_M_5	0.000000
DX285	P_V_2	50.033234
DX285	P_V_3	113.709901
DX272	P_INT_VALLE_F	0.000000
DX272	P_INT_VALLE_0	-127.799985
DX272	P_M_2	0.000000
DX272	P_M_3	0.000000
DX272	P_M_4	0.000000
DX272	P_M_5	0.000000
DX272	P_V_2	59.999900
DX272	P_V_3	153.653307
DX259	P_INT_VALLE_F	-7.099798
DX259	P_INT_VALLE_0	-141.999985
DX259	P_M_2	0.000000
DX259	P_M_3	0.000000
DX259	P_M_4	0.000000
DX259	P_M_5	0.000000
DX259	P_V_2	111.542923
DX259	P_V_3	147.705744
DX246	P_INT_VALLE_F	-21.299798
DX246	P_INT_VALLE_0	-156.199985
DX246	P_M_2	0.000000
DX246	P_M_3	0.000000
DX246	P_M_4	0.000000
DX246	P_M_5	0.000000
DX246	P_V_2	142.825615
DX246	P_V_3	167.700188
DX233	P_INT_VALLE_F	-35.203970
DX233	P_INT_VALLE_0	-170.104156
DX233	P_M_2	0.000000
DX233	P_M_3	0.000000
DX233	P_M_4	0.000000
DX233	P_M_5	0.000000
DX233	P_V_2	172.087063
DX233	P_V_3	181.328912
DX220	P_INT_VALLE_F	-50.291470
DX220	P_INT_VALLE_0	-185.191656
DX220	P_M_2	0.000000
DX220	P_M_3	0.000000
DX220	P_M_4	0.000000
DX220	P_M_5	0.000000
DX220	P_V_2	194.992269
DX220	P_V_3	201.690642
DX207	P_INT_VALLE_F	-63.899798
DX207	P_INT_VALLE_0	-198.799985
DX207	P_M_2	0.000000
DX207	P_M_3	0.000000
DX207	P_M_4	0.000000
DX207	P_M_5	0.000000
DX207	P_V_2	217.034673
DX207	P_V_3	227.263239
DX194	P_INT_VALLE_F	-78.099798
DX194	P_INT_VALLE_0	-212.999985
DX194	P_M_2	0.000000
DX194	P_M_3	0.000000
DX194	P_M_4	0.000000
DX194	P_M_5	0.000000
DX194	P_V_2	237.666947
DX194	P_V_3	232.602723
DX181	P_INT_VALLE_F	-92.299798
DX181	P_INT_VALLE_0	-227.199985
DX181	P_M_2	0.000000



Autorità Portuale di Taranto
Interventi per il dragaggio di 2,3 M m³ di sedimenti in area Molo Polisettoriale e per la realizzazione di un primo lotto della cassa di colmata funzionale all'ampliamento del V Sporgente del Porto di Taranto

Allegati alla relazione di calcolo strutturale allineamento "BC"

Data 05/2016
Rev. B
c.d.c.: C296A
514B



DX181	P_M_3	0.000000
DX181	P_M_4	0.000000
DX181	P_M_5	0.000000
DX181	P_V_2	257.437641
DX181	P_V_3	263.150623
DX168	P_INT_VALLE_F	-106.499798
DX168	P_INT_VALLE_0	-240.512485
DX168	P_M_2	0.000000
DX168	P_M_3	0.000000
DX168	P_M_4	0.000000
DX168	P_M_5	0.000000
DX168	P_V_2	276.005382
DX168	P_V_3	282.851404
DX155	P_INT_VALLE_F	-120.699600
DX155	P_INT_VALLE_0	-255.599786
DX155	P_M_2	0.000000
DX155	P_M_3	0.000000
DX155	P_M_4	0.000000
DX155	P_M_5	0.000000
DX155	P_V_2	292.863870
DX155	P_V_3	302.666486
DX142	P_INT_VALLE_F	-134.899798
DX142	P_INT_VALLE_0	-270.687485
DX142	P_M_2	0.000000
DX142	P_M_3	0.000000
DX142	P_M_4	0.000000
DX142	P_M_5	0.000000
DX142	P_V_2	307.420682
DX142	P_V_3	320.993117
DX129	P_INT_VALLE_F	-149.099798
DX129	P_INT_VALLE_0	-283.999985
DX129	P_M_2	0.000000
DX129	P_M_3	0.000000
DX129	P_M_4	0.000000
DX129	P_M_5	0.000000
DX129	P_V_2	315.764119
DX129	P_V_3	338.756887
DX116	P_INT_VALLE_F	-163.299798
DX116	P_INT_VALLE_0	-298.199985
DX116	P_M_2	0.000000
DX116	P_M_3	0.000000
DX116	P_M_4	0.000000
DX116	P_M_5	0.000000
DX116	P_V_2	317.819804
DX116	P_V_3	354.221642
DX103	P_INT_VALLE_F	-177.499798
DX103	P_INT_VALLE_0	-312.399985
DX103	P_M_2	0.000000
DX103	P_M_3	0.000000
DX103	P_M_4	0.000000
DX103	P_M_5	0.000000
DX103	P_V_2	319.608881
DX103	P_V_3	364.561444
DX90	P_INT_VALLE_F	-191.108127
DX90	P_INT_VALLE_0	-326.008314
DX90	P_M_2	0.000000
DX90	P_M_3	0.000000
DX90	P_M_4	0.000000
DX90	P_M_5	0.000000
DX90	P_V_2	351.077667
DX90	P_V_3	313.548117
DX77	P_INT_VALLE_F	-206.195627
DX77	P_INT_VALLE_0	-341.095814
DX77	P_M_2	0.000000
DX77	P_M_3	0.000000
DX77	P_M_4	0.000000
DX77	P_M_5	0.000000
DX77	P_V_2	309.678583
DX77	P_V_3	300.167041
DX64	P_INT_VALLE_F	-220.099798
DX64	P_INT_VALLE_0	-354.999985
DX64	P_M_2	0.000000
DX64	P_M_3	0.000000
DX64	P_M_4	0.000000
DX64	P_M_5	0.000000
DX64	P_V_2	316.655816
DX64	P_V_3	313.147665
DX51	P_INT_VALLE_F	-234.299798
DX51	P_INT_VALLE_0	-369.199985
DX51	P_M_2	0.000000
DX51	P_M_3	0.000000



Autorità Portuale di Taranto
Interventi per il dragaggio di 2,3 M m³ di sedimenti in area Molo Polisettoriale e per la realizzazione di un primo lotto della cassa di colmata funzionale all'ampliamento del V Sporgente del Porto di Taranto

Allegati alla relazione di calcolo strutturale allineamento "BC"

Data 05/2016
Rev. B
c.d.c.: C296A
514B



DX51	P_M_4	0.000000
DX51	P_M_5	0.000000
DX51	P_V_2	515.694993
DX51	P_V_3	344.408541
DX38	P_INT_VALLE_F	-248.499798
DX38	P_INT_VALLE_0	-383.399985
DX38	P_M_2	0.000000
DX38	P_M_3	0.000000
DX38	P_M_4	0.000000
DX38	P_M_5	0.000000
DX38	P_V_2	530.131078
DX38	P_V_3	488.706058
DX25	P_INT_VALLE_F	-262.699798
DX25	P_INT_VALLE_0	-397.599985
DX25	P_M_2	0.000000
DX25	P_M_3	0.000000
DX25	P_M_4	0.000000
DX25	P_M_5	0.000000
DX25	P_V_2	543.289801
DX25	P_V_3	682.515169
DX402	P_INT_VALLE_F	0.000000
DX402	P_INT_VALLE_0	0.000000
DX402	P_M_2	0.000000
DX402	P_M_3	0.000000
DX402	P_M_4	0.000000
DX402	P_M_5	0.000000
DX402	P_V_2	0.000000
DX402	P_V_3	1.995995
DX415	P_INT_VALLE_F	0.000000
DX415	P_INT_VALLE_0	0.000000
DX415	P_M_2	0.000000
DX415	P_M_3	0.000000
DX415	P_M_4	0.000000
DX415	P_M_5	0.000000
DX415	P_V_2	0.000000
DX415	P_V_3	0.000000
DX366	P_INT_VALLE_F	0.000000
DX366	P_INT_VALLE_0	-14.199985
DX366	P_M_2	0.000000
DX366	P_M_3	0.000000
DX366	P_M_4	0.000000
DX366	P_M_5	0.000000
DX366	P_V_2	0.000000
DX366	P_V_3	19.848653
DX379	P_INT_VALLE_F	0.000000
DX379	P_INT_VALLE_0	0.000000
DX379	P_M_2	0.000000
DX379	P_M_3	0.000000
DX379	P_M_4	0.000000
DX379	P_M_5	0.000000
DX379	P_V_2	0.000000
DX379	P_V_3	-1.327569
DX353	P_INT_VALLE_F	0.000000
DX353	P_INT_VALLE_0	-28.399985
DX353	P_M_2	0.000000
DX353	P_M_3	0.000000
DX353	P_M_4	0.000000
DX353	P_M_5	0.000000
DX353	P_V_2	0.000000
DX353	P_V_3	38.802771
DX340	P_INT_VALLE_F	0.000000
DX340	P_INT_VALLE_0	-42.599772
DX340	P_M_2	0.000000
DX340	P_M_3	0.000000
DX340	P_M_4	0.000000
DX340	P_M_5	0.000000
DX340	P_V_2	0.199907
DX340	P_V_3	57.184284
DX327	P_INT_VALLE_F	0.000000
DX327	P_INT_VALLE_0	-55.912485
DX327	P_M_2	0.000000
DX327	P_M_3	0.000000
DX327	P_M_4	0.000000
DX327	P_M_5	0.000000
DX327	P_V_2	10.166567
DX327	P_V_3	76.532684
DX314	P_INT_VALLE_F	0.000000
DX314	P_INT_VALLE_0	-70.999985
DX314	P_M_2	0.000000
DX314	P_M_3	0.000000
DX314	P_M_4	0.000000



Autorità Portuale di Taranto
Interventi per il dragaggio di 2,3 M m³ di sedimenti in area Molo Polisettoriale e per la realizzazione di un primo lotto della cassa di colmata funzionale all'ampliamento del V Sporgente del Porto di Taranto

Allegati alla relazione di calcolo strutturale allineamento "BC"

Data 05/2016
Rev. B
c.d.c.: C296A
514B



DX314	P_M_5	0.000000
DX314	P_V_2	20.133234
DX314	P_V_3	84.682797
DX301	P_INT_VALLE_F	0.000000
DX301	P_INT_VALLE_0	-85.199985
DX301	P_M_2	0.000000
DX301	P_M_3	0.000000
DX301	P_M_4	0.000000
DX301	P_M_5	0.000000
DX301	P_V_2	30.099900
DX301	P_V_3	101.466166
DX288	P_INT_VALLE_F	0.000000
DX288	P_INT_VALLE_0	-99.399985
DX288	P_M_2	0.000000
DX288	P_M_3	0.000000
DX288	P_M_4	0.000000
DX288	P_M_5	0.000000
DX288	P_V_2	40.066567
DX288	P_V_3	113.941432
DX275	P_INT_VALLE_F	0.000000
DX275	P_INT_VALLE_0	-113.599808
DX275	P_M_2	0.000000
DX275	P_M_3	0.000000
DX275	P_M_4	0.000000
DX275	P_M_5	0.000000
DX275	P_V_2	50.033234
DX275	P_V_3	113.709901
DX262	P_INT_VALLE_F	0.000000
DX262	P_INT_VALLE_0	-127.799985
DX262	P_M_2	0.000000
DX262	P_M_3	0.000000
DX262	P_M_4	0.000000
DX262	P_M_5	0.000000
DX262	P_V_2	59.999900
DX262	P_V_3	153.653307
DX249	P_INT_VALLE_F	-7.099798
DX249	P_INT_VALLE_0	-141.999985
DX249	P_M_2	0.000000
DX249	P_M_3	0.000000
DX249	P_M_4	0.000000
DX249	P_M_5	0.000000
DX249	P_V_2	111.542923
DX249	P_V_3	147.705744
DX236	P_INT_VALLE_F	-21.299798
DX236	P_INT_VALLE_0	-156.199985
DX236	P_M_2	0.000000
DX236	P_M_3	0.000000
DX236	P_M_4	0.000000
DX236	P_M_5	0.000000
DX236	P_V_2	142.825615
DX236	P_V_3	167.700188
DX223	P_INT_VALLE_F	-35.203970
DX223	P_INT_VALLE_0	-170.104156
DX223	P_M_2	0.000000
DX223	P_M_3	0.000000
DX223	P_M_4	0.000000
DX223	P_M_5	0.000000
DX223	P_V_2	172.087063
DX223	P_V_3	181.328912
DX210	P_INT_VALLE_F	-50.291470
DX210	P_INT_VALLE_0	-185.191656
DX210	P_M_2	0.000000
DX210	P_M_3	0.000000
DX210	P_M_4	0.000000
DX210	P_M_5	0.000000
DX210	P_V_2	194.992269
DX210	P_V_3	201.690642
DX197	P_INT_VALLE_F	-63.899798
DX197	P_INT_VALLE_0	-198.799985
DX197	P_M_2	0.000000
DX197	P_M_3	0.000000
DX197	P_M_4	0.000000
DX197	P_M_5	0.000000
DX197	P_V_2	217.034673
DX197	P_V_3	227.263239
DX184	P_INT_VALLE_F	-78.099798
DX184	P_INT_VALLE_0	-212.999985
DX184	P_M_2	0.000000
DX184	P_M_3	0.000000
DX184	P_M_4	0.000000
DX184	P_M_5	0.000000



Autorità Portuale di Taranto
Interventi per il dragaggio di 2,3 M³ di sedimenti in area Molo Polisettoriale e per la realizzazione di un primo lotto della cassa di colmata funzionale all'ampliamento del V Sporgente del Porto di Taranto

Allegati alla relazione di calcolo strutturale allineamento "BC"

Data 05/2016
Rev. B
c.d.c.: C296A
514B

DX184	P_V_2	237.666947
DX184	P_V_3	232.602723
DX171	P_INT_VALLE_F	-92.299798
DX171	P_INT_VALLE_0	-227.199985
DX171	P_M_2	0.000000
DX171	P_M_3	0.000000
DX171	P_M_4	0.000000
DX171	P_M_5	0.000000
DX171	P_V_2	257.437641
DX171	P_V_3	263.150623
DX158	P_INT_VALLE_F	-106.499798
DX158	P_INT_VALLE_0	-240.512485
DX158	P_M_2	0.000000
DX158	P_M_3	0.000000
DX158	P_M_4	0.000000
DX158	P_M_5	0.000000
DX158	P_V_2	276.005382
DX158	P_V_3	282.851404
DX145	P_INT_VALLE_F	-120.699600
DX145	P_INT_VALLE_0	-255.599786
DX145	P_M_2	0.000000
DX145	P_M_3	0.000000
DX145	P_M_4	0.000000
DX145	P_M_5	0.000000
DX145	P_V_2	292.863870
DX145	P_V_3	302.666486
DX132	P_INT_VALLE_F	-134.899798
DX132	P_INT_VALLE_0	-270.687485
DX132	P_M_2	0.000000
DX132	P_M_3	0.000000
DX132	P_M_4	0.000000
DX132	P_M_5	0.000000
DX132	P_V_2	307.420682
DX132	P_V_3	320.993117
DX119	P_INT_VALLE_F	-149.099798
DX119	P_INT_VALLE_0	-283.999985
DX119	P_M_2	0.000000
DX119	P_M_3	0.000000
DX119	P_M_4	0.000000
DX119	P_M_5	0.000000
DX119	P_V_2	315.764119
DX119	P_V_3	338.756887
DX106	P_INT_VALLE_F	-163.299798
DX106	P_INT_VALLE_0	-298.199985
DX106	P_M_2	0.000000
DX106	P_M_3	0.000000
DX106	P_M_4	0.000000
DX106	P_M_5	0.000000
DX106	P_V_2	317.819804
DX106	P_V_3	354.221642
DX93	P_INT_VALLE_F	-177.499798
DX93	P_INT_VALLE_0	-312.399985
DX93	P_M_2	0.000000
DX93	P_M_3	0.000000
DX93	P_M_4	0.000000
DX93	P_M_5	0.000000
DX93	P_V_2	319.608881
DX93	P_V_3	364.561444
DX80	P_INT_VALLE_F	-191.108127
DX80	P_INT_VALLE_0	-326.008314
DX80	P_M_2	0.000000
DX80	P_M_3	0.000000
DX80	P_M_4	0.000000
DX80	P_M_5	0.000000
DX80	P_V_2	351.077667
DX80	P_V_3	313.548117
DX67	P_INT_VALLE_F	-206.195627
DX67	P_INT_VALLE_0	-341.095814
DX67	P_M_2	0.000000
DX67	P_M_3	0.000000
DX67	P_M_4	0.000000
DX67	P_M_5	0.000000
DX67	P_V_2	309.678583
DX67	P_V_3	300.167041
DX54	P_INT_VALLE_F	-220.099798
DX54	P_INT_VALLE_0	-354.999985
DX54	P_M_2	0.000000
DX54	P_M_3	0.000000
DX54	P_M_4	0.000000
DX54	P_M_5	0.000000
DX54	P_V_2	316.655816

DX54	P_V_3	313.147665
DX41	P_INT_VALLE_F	-234.299798
DX41	P_INT_VALLE_0	-369.199985
DX41	P_M_2	0.000000
DX41	P_M_3	0.000000
DX41	P_M_4	0.000000
DX41	P_M_5	0.000000
DX41	P_V_2	515.694993
DX41	P_V_3	344.408541
DX28	P_INT_VALLE_F	-248.499798
DX28	P_INT_VALLE_0	-383.399985
DX28	P_M_2	0.000000
DX28	P_M_3	0.000000
DX28	P_M_4	0.000000
DX28	P_M_5	0.000000
DX28	P_V_2	530.131078
DX28	P_V_3	488.706058
DX15	P_INT_VALLE_F	-262.699798
DX15	P_INT_VALLE_0	-397.599985
DX15	P_M_2	0.000000
DX15	P_M_3	0.000000
DX15	P_M_4	0.000000
DX15	P_M_5	0.000000
DX15	P_V_2	543.289801
DX15	P_V_3	682.515169
DX392	P_INT_VALLE_F	0.000000
DX392	P_INT_VALLE_0	0.000000
DX392	P_M_2	0.000000
DX392	P_M_3	0.000000
DX392	P_M_4	0.000000
DX392	P_M_5	0.000000
DX392	P_V_2	0.000000
DX392	P_V_3	1.995995
DX405	P_INT_VALLE_F	0.000000
DX405	P_INT_VALLE_0	0.000000
DX405	P_M_2	0.000000
DX405	P_M_3	0.000000
DX405	P_M_4	0.000000
DX405	P_M_5	0.000000
DX405	P_V_2	0.000000
DX405	P_V_3	0.000000

Table: Joint Pattern Definitions

Pattern

- P_M_1
- P_V_1
- P_INT_MONTE_F
- P_INT_VALLE_F
- P_M_2
- P_V_2
- P_V_3
- P_M_3
- P_INT_MONTE_0
- P_INT_VALLE_0
- P_M_4
- P_M_5
- P_V_4
- P_V_5

Table: Link Local Axes Assignments 1 - Typical

Link	Angle Degrees	AdvanceAxes
1	-180.000	No
2	-180.000	No
3	-180.000	No
4	-180.000	No
5	-180.000	No
6	-180.000	No
7	-180.000	No
8	-180.000	No
9	-180.000	No
10	-180.000	No
11	-180.000	No
12	-180.000	No



Autorità Portuale di Taranto
Interventi per il dragaggio di 2,3 M³ di sedimenti in area Molo Polisettoriale e per la realizzazione di un primo lotto della cassa di colmata funzionale all'ampliamento del V Sporgente del Porto di Taranto

Allegati alla relazione di calcolo strutturale allineamento "BC"

Data 05/2016
Rev. B
c.d.c.: C296A
514B

13	-180.000	No
14	-180.000	No
15	-180.000	No
16	-180.000	No
17	-180.000	No
18	-180.000	No
19	-180.000	No
20	-180.000	No
21	-180.000	No
22	-180.000	No
23	-180.000	No
24	-180.000	No
25	-180.000	No
26	-180.000	No
27	-180.000	No
28	-180.000	No
29	-180.000	No
30	-180.000	No
31	-180.000	No
77	-180.000	No
78	-180.000	No
79	-180.000	No
80	-180.000	No
83	-180.000	No
84	-180.000	No
87	-180.000	No
88	-180.000	No
90	-180.000	No
93	-180.000	No
94	-180.000	No
96	-180.000	No
98	-180.000	No
99	-180.000	No
102	-180.000	No
105	-180.000	No
106	-180.000	No
109	-180.000	No
111	-180.000	No
112	-180.000	No
114	-180.000	No
116	-180.000	No
119	-180.000	No
121	-180.000	No
122	-180.000	No
124	-180.000	No
127	-180.000	No
129	-180.000	No
130	-180.000	No
132	-180.000	No
135	-180.000	No

Table: Link Property Assignments

Link	LinkType	LinkJoints	LinkProp	LinkFDProp
1	MultiLinear	Elastic SingleJoint	molle	None
2	MultiLinear	Elastic SingleJoint	molle	None
3	MultiLinear	Elastic SingleJoint	molle	None
4	MultiLinear	Elastic SingleJoint	molle	None
5	MultiLinear	Elastic SingleJoint	molle	None
6	MultiLinear	Elastic SingleJoint	molle	None
7	MultiLinear	Elastic SingleJoint	molle	None
8	MultiLinear	Elastic SingleJoint	molle	None
9	MultiLinear	Elastic SingleJoint	molle	None
10	MultiLinear	Elastic SingleJoint	molle	None
11	MultiLinear	Elastic SingleJoint	molle	None
12	MultiLinear	Elastic SingleJoint	molle	None
13	MultiLinear	Elastic SingleJoint	molle	None
14	MultiLinear	Elastic SingleJoint	molle	None
15	MultiLinear	Elastic SingleJoint	molle	None
16	MultiLinear	Elastic SingleJoint	molle	None
17	MultiLinear	Elastic SingleJoint	molle	None
18	MultiLinear	Elastic SingleJoint	molle	None
19	MultiLinear	Elastic SingleJoint	molle	None
20	MultiLinear	Elastic SingleJoint	molle	None
21	MultiLinear	Elastic SingleJoint	molle	None
22	MultiLinear	Elastic SingleJoint	molle	None
23	MultiLinear	Elastic SingleJoint	molle	None
24	MultiLinear	Elastic SingleJoint	molle	None



Autorità Portuale di Taranto
Interventi per il dragaggio di 2,3 M m³ di sedimenti in area Molo Polisettoriale e per la realizzazione di un primo lotto della cassa di colmata funzionale all'ampliamento del V Sporgente del Porto di Taranto

Allegati alla relazione di calcolo strutturale allineamento "BC"

Data 05/2016
Rev. B
c.d.c.: C296A
514B



25	MultiLinear	Elastic	SingleJoint	molle	None
26	MultiLinear	Elastic	SingleJoint	molle	None
27	MultiLinear	Elastic	SingleJoint	molle	None
28	MultiLinear	Elastic	SingleJoint	molle	None
29	MultiLinear	Elastic	SingleJoint	molle	None
30	MultiLinear	Elastic	SingleJoint	molle	None
31	MultiLinear	Elastic	SingleJoint	molle	None
38	MultiLinear	Elastic	SingleJoint	molle	None
39	MultiLinear	Elastic	SingleJoint	molle	None
40	MultiLinear	Elastic	SingleJoint	molle	None
41	MultiLinear	Elastic	SingleJoint	molle	None
42	MultiLinear	Elastic	SingleJoint	molle	None
43	MultiLinear	Elastic	SingleJoint	molle	None
44	MultiLinear	Elastic	SingleJoint	molle	None
45	MultiLinear	Elastic	SingleJoint	molle	None
46	MultiLinear	Elastic	SingleJoint	molle	None
47	MultiLinear	Elastic	SingleJoint	molle	None
48	MultiLinear	Elastic	SingleJoint	molle	None
49	MultiLinear	Elastic	SingleJoint	molle	None
50	MultiLinear	Elastic	SingleJoint	molle	None
51	MultiLinear	Elastic	SingleJoint	molle	None
52	MultiLinear	Elastic	SingleJoint	molle	None
53	MultiLinear	Elastic	SingleJoint	molle	None
54	MultiLinear	Elastic	SingleJoint	molle	None
55	MultiLinear	Elastic	SingleJoint	molle	None
56	MultiLinear	Elastic	SingleJoint	molle	None
57	MultiLinear	Elastic	SingleJoint	molle	None
58	MultiLinear	Elastic	SingleJoint	molle	None
59	MultiLinear	Elastic	SingleJoint	molle	None
60	MultiLinear	Elastic	SingleJoint	molle	None
61	MultiLinear	Elastic	SingleJoint	molle	None
62	MultiLinear	Elastic	SingleJoint	molle	None
63	MultiLinear	Elastic	SingleJoint	molle	None
64	MultiLinear	Elastic	SingleJoint	molle	None
65	MultiLinear	Elastic	SingleJoint	molle	None
66	MultiLinear	Elastic	SingleJoint	molle	None
67	MultiLinear	Elastic	SingleJoint	molle	None
68	MultiLinear	Elastic	SingleJoint	molle	None
72	MultiLinear	Elastic	SingleJoint	molle	None
73	MultiLinear	Elastic	SingleJoint	molle	None
77	MultiLinear	Elastic	SingleJoint	molle	None
78	MultiLinear	Elastic	SingleJoint	molle	None
79	MultiLinear	Elastic	SingleJoint	molle	None
80	MultiLinear	Elastic	SingleJoint	molle	None
81	MultiLinear	Elastic	SingleJoint	molle	None
82	MultiLinear	Elastic	SingleJoint	molle	None
83	MultiLinear	Elastic	SingleJoint	molle	None
84	MultiLinear	Elastic	SingleJoint	molle	None
85	MultiLinear	Elastic	SingleJoint	molle	None
86	MultiLinear	Elastic	SingleJoint	molle	None
87	MultiLinear	Elastic	SingleJoint	molle	None
88	MultiLinear	Elastic	SingleJoint	molle	None
89	MultiLinear	Elastic	SingleJoint	molle	None
90	MultiLinear	Elastic	SingleJoint	molle	None
91	MultiLinear	Elastic	SingleJoint	molle	None
92	MultiLinear	Elastic	SingleJoint	molle	None
93	MultiLinear	Elastic	SingleJoint	molle	None
94	MultiLinear	Elastic	SingleJoint	molle	None
95	MultiLinear	Elastic	SingleJoint	molle	None
96	MultiLinear	Elastic	SingleJoint	molle	None
97	MultiLinear	Elastic	SingleJoint	molle	None
98	MultiLinear	Elastic	SingleJoint	molle	None
99	MultiLinear	Elastic	SingleJoint	molle	None
100	MultiLinear	Elastic	SingleJoint	molle	None
101	MultiLinear	Elastic	SingleJoint	molle	None
102	MultiLinear	Elastic	SingleJoint	molle	None
103	MultiLinear	Elastic	SingleJoint	molle	None
104	MultiLinear	Elastic	SingleJoint	molle	None
105	MultiLinear	Elastic	SingleJoint	molle	None
106	MultiLinear	Elastic	SingleJoint	molle	None
107	MultiLinear	Elastic	SingleJoint	molle	None
108	MultiLinear	Elastic	SingleJoint	molle	None
109	MultiLinear	Elastic	SingleJoint	molle	None
110	MultiLinear	Elastic	SingleJoint	molle	None
111	MultiLinear	Elastic	SingleJoint	molle	None
112	MultiLinear	Elastic	SingleJoint	molle	None
113	MultiLinear	Elastic	SingleJoint	molle	None
114	MultiLinear	Elastic	SingleJoint	molle	None
115	MultiLinear	Elastic	SingleJoint	molle	None
116	MultiLinear	Elastic	SingleJoint	molle	None
117	MultiLinear	Elastic	SingleJoint	molle	None



Autorità Portuale di Taranto
 Interventi per il dragaggio di 2,3 M m³ di sedimenti in area Molo Polisettoriale e per la realizzazione di un primo lotto della cassa di colmata funzionale all'ampliamento del V Sporgente del Porto di Taranto

Allegati alla relazione di calcolo strutturale allineamento "BC"

Data 05/2016
 Rev. B
 c.d.c.: C296A
 514B

118	MultiLinear	Elastic	SingleJoint	molle	None
119	MultiLinear	Elastic	SingleJoint	molle	None
120	MultiLinear	Elastic	SingleJoint	molle	None
121	MultiLinear	Elastic	SingleJoint	molle	None
122	MultiLinear	Elastic	SingleJoint	molle	None
123	MultiLinear	Elastic	SingleJoint	molle	None
124	MultiLinear	Elastic	SingleJoint	molle	None
125	MultiLinear	Elastic	SingleJoint	molle	None
126	MultiLinear	Elastic	SingleJoint	molle	None
127	MultiLinear	Elastic	SingleJoint	molle	None
128	MultiLinear	Elastic	SingleJoint	molle	None
129	MultiLinear	Elastic	SingleJoint	molle	None
130	MultiLinear	Elastic	SingleJoint	molle	None
131	MultiLinear	Elastic	SingleJoint	molle	None
132	MultiLinear	Elastic	SingleJoint	molle	None
133	MultiLinear	Elastic	SingleJoint	molle	None
134	MultiLinear	Elastic	SingleJoint	molle	None
135	MultiLinear	Elastic	SingleJoint	molle	None
136	MultiLinear	Elastic	SingleJoint	molle	None

Table: Link Property Definitions 01 - General, Part 1 of 3

Link	LinkType	Mass KN-s ² /m	Weight KN	RotInert1 KN-m-s ²	RotInert2 KN-m-s ²	RotInert3 KN-m-s ²	DefLength m
LIN1	Linear	0.00	0.000	0.0000	0.0000	0.0000	1.000000
molle	MultiLinear	Elastic	0.00	0.000	0.0000	0.0000	0.0000 1.000000

Table: Link Property Definitions 01 - General, Part 2 of 3

Link	DefArea m ²	PDM2I	PDM2J	PDM3I	PDM3J	Color
LIN1	1.000000	0.000000	0.000000	0.000000	0.000000	Green
molle	1.000000	0.000000	0.000000	0.000000	0.000000	Yellow

Table: Link Property Definitions 01 - General, Part 3 of 3

Link	GUID	Notes
LIN1		
molle		Added 12.07.2015 10:41:17

Table: Link Property Definitions 02 - Linear

Link	DOF	Fixed	TransKE KN/m	TransCE KN-s/m
LIN1	U1	No	1.00	0.00

Table: Link Property Definitions 03 - MultiLinear, Part 1 of 2

Link	DOF	Fixed	NonLinear	TransKE KN/m	TransCE KN-s/m	DJ m	Point	Force KN
molle	U3	No	Yes	0.00	0.00	0.00000	1	-100000000
molle	U3						2	-100000000
molle	U3						3	0.000
molle	U3						4	0.000
molle	U3						5	0.000

Table: Link Property Definitions 03 - MultiLinear, Part 2 of 2

Link	DOF	Displ m
molle	U3	-10.000000
molle	U3	-1.000E-06
molle	U3	0.000000
molle	U3	1.000E-06
molle	U3	10.000000

Table: Load Case Definitions, Part 1 of 2



Autorità Portuale di Taranto
Interventi per il dragaggio di 2,3 M³ di sedimenti in area Molo Polisettoriale e per la realizzazione di un primo lotto della cassa di colmata funzionale all'ampliamento del V Sporgente del Porto di Taranto

Allegati alla relazione di calcolo strutturale allineamento "BC"

Data 05/2016
Rev. B
c.d.c.: C296A
514B

Case	Type	InitialCond	ModalCase	BaseCase	DesTypeOpt	DesignType	AutoType
DEAD	LinStatic	Zero			Prog Det	DEAD	None
MODAL	LinModal	Zero			Prog Det	OTHER	None
CEDIMENTI	NonStatic	Zero			Prog Det	DEAD	None
SP_EST_1	NonStatic	Zero			Prog Det	DEAD	None
SPINTAINT_F	NonStatic	Zero			Prog Det	DEAD	None
SP_EST_2	NonStatic	Zero			Prog Det	DEAD	None
SP_EST_3	NonStatic	Zero			Prog Det	DEAD	None
SLU_1-NL	NonStatic	Zero			Prog Det	DEAD	None
SLU_2-NL	NonStatic	Zero			Prog Det	DEAD	None
SLU_5-NL	NonStatic	Zero			Prog Det	DEAD	None
SPINTA_INT_0	LinStatic	Zero			Prog Det	DEAD	None
SP_EST_4	LinStatic	Zero			Prog Det	DEAD	None
SP_EST_5	LinStatic	Zero			Prog Det	DEAD	None
SLU_3-NL	NonStatic	Zero			Prog Det	DEAD	None
SLU_4-NL	NonStatic	Zero			Prog Det	DEAD	None

Table: Load Case Definitions, Part 2 of 2

Case	RunCase	CaseStatus	GUID	Notes
DEAD	No	Not Run		
MODAL	No	Not Run		
CEDIMENTI	No	Not Run		
SP_EST_1	No	Not Run		
SPINTAINT_F	No	Not Run		
SP_EST_2	No	Not Run		
SP_EST_3	No	Not Run		
SLU_1-NL	No	Not Run		
SLU_2-NL	Yes	Finished		
SLU_5-NL	No	Not Run		
SPINTA_INT_0	No	Not Run		
SP_EST_4	No	Not Run		
SP_EST_5	No	Not Run		
SLU_3-NL	Yes	Finished		
SLU_4-NL	No	Not Run		

Table: Load Pattern Definitions

LoadPat	DesignType	SelfWtMult	AutoLoad	GUID	Notes
CEDIMENTI	DEAD	0.000000			
SPINTA_INT_F	DEAD	0.000000			
SP_EST_2	DEAD	0.000000			
SP_EST_3	DEAD	0.000000			
SPINTA_INT_0	DEAD	0.000000			

Table: Material List 1 - By Object Type

ObjectType	Material	TotalWeight KN	NumPieces
Area	STEEL	873.273	
Link	N.A.	0.000	124

Table: Material List 2 - By Section Property

Section	ObjectType	NumPieces	TotalLength m	TotalWeight KN
DAIFRAMMAALTO	Area			225.006
DIAFRAMMA_BASE	Area			366.723
DIAFRAMMA_MEDIO	Area			214.850
PIATTIINT_BASE	Area			66.694
molle	Link	124		0.000

Table: Material Properties 01 - General, Part 1 of 2

Material	Type	SymType	TempDepend	Color	GUID
----------	------	---------	------------	-------	------



Autorità Portuale di Taranto
Interventi per il dragaggio di 2,3 M m³ di sedimenti in area Molo Polisettoriale e per la realizzazione di un primo lotto della cassa di colmata funzionale all'ampliamento del V Sporgente del Porto di Taranto

Allegati alla relazione di calcolo strutturale allineamento "BC"

Data 05/2016
Rev. B
c.d.c.: C296A
514B

A416Gr270	Tendon	Uniaxial	No	Blue
ALUM	Aluminum	Isotropic	No	Gray8Dark
CLDFRM	ColdFormed	Isotropic	No	Blue
CONC	Concrete	Isotropic	No	White
OTHER	Other	Isotropic	No	Cyan
REBAR	Rebar	Uniaxial	No	Green
STEEL	Steel	Isotropic	No	Yellow

Table: Material Properties 01 - General, Part 2 of 2

Material	Notes
A416Gr270	ASTM A416 Grade 270 added 11.07.2015 12:50:22
ALUM	Aluminum Alloy 6061 T6 added 11.07.2015 12:50:21
CLDFRM	ASTM A653 SQ Grade 50 added 11.07.2015 12:50:21
CONC	Normalweight f'c = 4 ksi added 11.07.2015 12:50:21
OTHER	Material added 11.07.2015 12:50:21
REBAR	ASTM A615 Grade 60 added 11.07.2015 12:50:21
STEEL	ASTM A36 added 11.07.2015 12:50:21

Table: Material Properties 02 - Basic Mechanical Properties

Material	UnitWeight KN/m3	UnitMass KN-s2/m4	E1 KN/m2	G12 KN/m2	U12	A1 1/C
A416Gr270	7.6973E+01	7.8490E+00	196500599.9			1.1700E-05
ALUM	2.6602E+01	2.7145E+00	69637054.68	26179343.86	0.330000	2.3580E-05
CLDFRM	7.6973E+01	7.8490E+00	203395357.7	78228983.73	0.300000	1.1700E-05
CONC	2.3563E+01	2.4028E+00	24821128.40	10342136.83	0.200000	9.9000E-06
OTHER	2.3562E+01	2.4007E+00	24821128.40	10342136.83	0.200000	9.9000E-06
REBAR	7.6973E+01	7.8490E+00	199947978.8			1.1700E-05
STEEL	7.8500E+01	7.8500E+00	210000000.0	80769230.77	0.300000	1.2000E-05

Table: Material Properties 03a - Steel Data

Material	Fy KN/m2	Fu KN/m2	EffFy KN/m2	EffFu KN/m2	SSCurveOpt	SSHysType
STEEL	248211.28	399896.00	372316.92	439885.60	User Defined	Kinematic

Table: Material Properties 03b - Concrete Data

Material	Fc KN/m2	ltWtConc	SSCurveOpt	SSHysType	FAngle Degrees	DAngle Degrees
CONC	27579.03	No	User Defined	Takeda	0.000	0.000

Table: Material Properties 03c - Aluminum Data

Material	AlumType	Alloy	Fcy KN/m2	Fty KN/m2	Ftu KN/m2	Fsu KN/m2	SSHysType
ALUM	Wrought	6061-T6	241316.53	241316.53	262000.80	165474.19	Kinematic

Table: Material Properties 03d - Cold Formed Data

Material	Fy KN/m2	Fu KN/m2	SSHysType
CLDFRM	248211.28	399895.96	Kinematic

Table: Material Properties 03e - Rebar Data

Material	Fy KN/m2	Fu KN/m2	EffFy KN/m2	EffFu KN/m2	SSCurveOpt	SSHysType
REBAR	413685.47	620528.21	455054.02	682581.03	User Defined	Kinematic

Table: Material Properties 03f - Tendon Data

Material	Fy KN/m2	Fu KN/m2	SSCurveOpt	SSHysType	FinalSlope



Autorità Portuale di Taranto
Interventi per il dragaggio di 2,3 M³ di sedimenti in area Molo Polisettoriale e per la realizzazione di un primo lotto della cassa di colmata funzionale all'ampliamento del V Sporgente del Porto di Taranto

Allegati alla relazione di calcolo strutturale allineamento "BC"

Data 05/2016
Rev. B
c.d.c.: C296A
514B

A416Gr270 1689905.16 1861584.63 270 ksi Kinematic -0.100000

Table: Material Properties 03g - Other Data

Material	SSHysType	FAngle Degrees	DAngle Degrees
OTHER	Elastic	0.000	0.000

Table: Material Properties 04 - User Stress-Strain Curves

Material	Point	Strain	Stress KN/m2	PointID
ALUM	1	-0.050000	0.00	-E
ALUM	2	-0.035000	-120658.26	-D
ALUM	3	-0.020000	-241316.53	-C
ALUM	4	-0.003465	-241316.53	-B
ALUM	5	0.000000	0.00	A
ALUM	6	0.003465	241316.53	B
ALUM	7	0.020000	241316.53	
ALUM	8	0.050000	262000.80	C
ALUM	9	0.080000	262000.80	D
ALUM	10	0.100000	241316.53	E
ALUM	11	0.105000	0.00	
CLDFRM	1	-0.050000	0.00	-E
CLDFRM	2	-0.035000	-124105.64	-D
CLDFRM	3	-0.020000	-248211.28	-C
CLDFRM	4	-0.001220	-248211.28	-B
CLDFRM	5	0.000000	0.00	A
CLDFRM	6	0.001220	248211.28	B
CLDFRM	7	0.020000	248211.28	
CLDFRM	8	0.050000	399895.96	C
CLDFRM	9	0.080000	399895.96	D
CLDFRM	10	0.100000	248211.28	E
CLDFRM	11	0.105000	0.00	
CONC	1	-0.024444	0.00	
CONC	2	-0.022222	-5515.81	-E
CONC	3	-0.017778	-5515.81	-D
CONC	4	-0.002222	-27579.03	-C
CONC	5	-0.002000	-27303.24	
CONC	6	-0.001778	-26475.87	-B
CONC	7	-0.001333	-23166.39	
CONC	8	-0.000889	-17650.58	
CONC	9	-0.000444	-9928.45	
CONC	10	0.000000	0.00	A
CONC	11	0.000105	2616.38	
CONC	12	0.000106	0.00	
OTHER	1	-4.029E-08	-1.00	
OTHER	2	0.000000	0.00	A
OTHER	3	4.029E-08	1.00	
REBAR	1	-0.105000	0.00	
REBAR	2	-0.100000	-413685.47	-E
REBAR	3	-0.080000	-620528.21	-D
REBAR	4	-0.050000	-620528.21	-C
REBAR	5	-0.010000	-413685.47	
REBAR	6	-0.002069	-413685.47	-B
REBAR	7	0.000000	0.00	A
REBAR	8	0.002069	413685.47	B
REBAR	9	0.010000	413685.47	
REBAR	10	0.050000	620528.21	C
REBAR	11	0.080000	620528.21	D
REBAR	12	0.100000	413685.47	E
REBAR	13	0.105000	0.00	
STEEL	1	-0.050000	0.00	-E
STEEL	2	-0.035000	-124105.64	-D
STEEL	3	-0.020000	-248211.28	-C
STEEL	4	-0.001241	-248211.28	-B
STEEL	5	0.000000	0.00	A
STEEL	6	0.001241	248211.28	B
STEEL	7	0.020000	248211.28	
STEEL	8	0.050000	399895.96	C
STEEL	9	0.080000	399895.96	D
STEEL	10	0.100000	248211.28	E
STEEL	11	0.105000	0.00	

Table: Material Properties 06 - Damping Parameters



Autorità Portuale di Taranto
 Interventi per il dragaggio di 2,3 M m³ di sedimenti in area Molo Polisettoriale e per la realizzazione di un primo lotto della cassa di colmata funzionale all'ampliamento del V Sporgente del Porto di Taranto

Allegati alla relazione di calcolo strutturale allineamento "BC"

Data 05/2016
 Rev. B
 c.d.c.: C296A
 514B



Material	ModalRatio	VisMass 1/Sec	VisStiff Sec	HysMass 1/Sec2	HysStiff
A416Gr270	0.0000	0.0000	0.0000	0.0000	0.000000
ALUM	0.0000	0.0000	0.0000	0.0000	0.000000
CLDFRM	0.0000	0.0000	0.0000	0.0000	0.000000
CONC	0.0000	0.0000	0.0000	0.0000	0.000000
OTHER	0.0000	0.0000	0.0000	0.0000	0.000000
REBAR	0.0000	0.0000	0.0000	0.0000	0.000000
STEEL	0.0000	0.0000	0.0000	0.0000	0.000000

Table: Options - Colors - Display, Part 1 of 4

DeviceType	Points	LinesFrame	LinesFrmExt	LinesCable	LinesTendon	SpringLinks	Restraints
Screen	Yellow	Yellow	Black	Green	Green	Green	Green
Printer	Gray8Dark	Black	Black	Black	Black	Gray8Dark	Gray8Dark
Color Printer	Yellow	Blue	Black	Green	Green	Green	Green

Table: Options - Colors - Display, Part 2 of 4

Releases	Axes	Text	ShadowLines	GuideLines	Highlight	Selection	AreaFillBot	AreaFillTop
Green	Cyan	Green	Gray8Dark	Gray8Dark	Black	Black	Red	16744703
Gray4	Black	Black	Gray4	Gray4	Black	Black	Gray4	Gray8Dark
Green	Cyan	Green	Gray8Dark	Gray8Dark	Black	Black	Red	16744703

Table: Options - Colors - Display, Part 3 of 4

AreaFillSd	AreaEdge	SolidF1	SolidF2	SolidF3	SolidF4	SolidF5	SolidF6	SolidEdge
Black	DarkRed	Red	Blue	Green	Yellow	White	Cyan	DarkRed
Black	Black	Gray1Light	Gray2	Gray3	Gray4	Gray5	Gray6	Black
Black	DarkRed	Red	Blue	Green	Yellow	White	Cyan	DarkRed

Table: Options - Colors - Display, Part 4 of 4

Floor	Background	BGLowLeft	BGLowRight	BGUpRight	Darkness
Black	Black	Black	Black	Black	0.500000
Black	White	Black	Black	Black	0.500000
Black	White	Black	Black	Black	0.500000

Table: Options - Colors - Output, Part 1 of 4

DeviceType	Contour1	Contour2	Contour3	Contour4	Contour5	Contour6	Contour7
Screen	13107400	6553828	Red	16639	Orange	43775	54527
Printer	Black	3158064	4210752	5263440	6316128	7368816	Gray8Dark
Color Printer	13107400	6553828	Red	16639	Orange	43775	54527

Table: Options - Colors - Output, Part 2 of 4

Contour8	Contour9	Contour10	Contour11	Contour12	Contour13	Contour14	Contour15	Transpare
Yellow	65408	Green	8453888	Cyan	16755200	16733440	Blue	0.500000
Gray7	Gray6	Gray5	Gray4	Gray3	Gray2	Gray1Light	White	0.000000
Yellow	65408	Green	8453888	Cyan	16755200	16733440	Blue	0.500000

Table: Options - Colors - Output, Part 3 of 4

Ratio1	Ratio2	Ratio3	Ratio4	Ratio5	RatioNotD	RatioNotC	RatioVal1	RatioVal2
Cyan	Green	Yellow	Orange	Red	Gray4	Red	0.500000	0.700000
Gray2	Gray4	Gray8Dark	4210752	Black	Gray4	Black	0.500000	0.700000
Cyan	Green	Yellow	Orange	Red	Gray4	Red	0.500000	0.700000



Autorità Portuale di Taranto
Interventi per il dragaggio di 2,3 M³ di sedimenti in area Molo Polisettoriale e per la realizzazione di un primo lotto della cassa di colmata funzionale all'ampliamento del V Sporgente del Porto di Taranto

Allegati alla relazione di calcolo strutturale allineamento "BC"

Data 05/2016
Rev. B
c.d.c.: C296A
514B

Table: Options - Colors - Output, Part 4 of 4

RatioVal3	RatioVal4	DFillPos	DFillNeg	DFillRPos	DFillRNeg
0.900000	1.000000	Yellow	Red	Blue	Cyan
0.900000	1.000000	Gray8Dark	Gray8Dark	4210752	4210752
0.900000	1.000000	Red	Red	Blue	Blue

Table: Preferences - Aluminum Design - AA-ASD 2000

THDesign	FrameType	SRatioLimit	MaxIter	LatFact	UseLatFact	Bridge
Envelopes	Moment Frame	1.000000	1	1.333333	No	No

Table: Preferences - Cold Formed Design - AISI-ASD96, Part 1 of 2

THDesign	FrameType	SRatioLimit	MaxIter	OmegaBS	OmegaBUS	OmegaBLTB	OmegaVS	OmegaVNS
Envelopes	Braced Frame	1.000000	1	1.670000	1.670000	1.670000	1.670000	1.500000

Table: Preferences - Cold Formed Design - AISI-ASD96, Part 2 of 2

OmegaT	OmegaC
1.670000	1.800000

Table: Preferences - Concrete Design - ACI 318-05/IBC2003, Part 1 of 2

THDesign	NumCurves	NumPoints	MinEccen	PatLLF	UFLimit	SeisCat	PhiT	PhiCTied
Envelopes	24	11	No	0.750000	0.950000	D	0.900000	0.650000

Table: Preferences - Concrete Design - ACI 318-05/IBC2003, Part 2 of 2

PhiCSpiral	PhiV	PhiVSeismic	PhiVJoint
0.700000	0.750000	0.600000	0.850000

Table: Preferences - Dimensional, Part 1 of 2

MergeTol	FineGrid	Nudge	SelectTol	SnapTol	SLineThick	PLineThick	MaxFont	MinFont
m	m	m						
0.001000	0.250000	0.250000	3	12	1	4	12	6

Table: Preferences - Dimensional, Part 2 of 2

AutoZoom	ShrinkFact	TextFileLen
10	70	240

Table: Preferences - Steel Design - AISC-LRFD93, Part 1 of 2

THDesign	FrameType	PatLLF	SRatioLimit	MaxIter	PhiB	PhiC	PhiT	PhiV
Envelopes	Moment Frame	0.750000	0.950000	1	0.900000	0.850000	0.900000	0.900000

Table: Preferences - Steel Design - AISC-LRFD93, Part 2 of 2

PhiCA	CheckDefl	DLRat	SDLandLLRat	LLRat	TotalRat	NetRat
-------	-----------	-------	-------------	-------	----------	--------



Autorità Portuale di Taranto
Interventi per il dragaggio di 2,3 M m³ di sedimenti in area Molo Polisettoriale e per la realizzazione di un primo lotto della cassa di colmanta funzionale all'ampliamento del V Sporgente del Porto di Taranto

Allegati alla relazione di calcolo strutturale allineamento "BC"

Data 05/2016
Rev. B
c.d.c.: C296A
514B

0.900000 Yes 120.000000 120.000000 360.000000 240.000000 240.000000

Table: Project Information

Item	Data
Company Name	
Client Name	
Project Name	
Project Number	
Model Name	
Model Description	
Revision Number	
Frame Type	
Engineer	
Checker	
Supervisor	
Issue Code	
Design Code	

Table: Material Properties 06 - Damping Parameters

Material	ModalRatio	VisMass 1/Sec	VisStiff Sec	HysMass 1/Sec2	HysStiff
STEEL	0.0000	0.0000	0.0000	0.0000	0.000000

Table: Element Stresses - Area Shells

Area	AreaElem	ShellType	Joint	OutputCase	CaseType	S11Top KN/m2	S12Top KN/m2
2	893	Shell-Thick	SX191	CEDIMENTI	LinStatic	5295.46	20070.89
2	893	Shell-Thick	SX177	CEDIMENTI	LinStatic	-1738.43	-5275.88
2	893	Shell-Thick	DX177	CEDIMENTI	LinStatic	1330.82	-5879.85
2	893	Shell-Thick	DX191	CEDIMENTI	LinStatic	-5542.48	19466.93
3	1	Shell-Thick	DX380	CEDIMENTI	LinStatic	-102807.68	-1415.14
3	1	Shell-Thick	DX367	CEDIMENTI	LinStatic	-96778.61	-1722.83
3	1	Shell-Thick	DX368	CEDIMENTI	LinStatic	22534.44	-5162.81
3	1	Shell-Thick	DX381	CEDIMENTI	LinStatic	20464.67	-4855.12
5	2	Shell-Thick	DX383	CEDIMENTI	LinStatic	-17989.15	-4704.25
5	2	Shell-Thick	DX370	CEDIMENTI	LinStatic	-20119.89	-5161.22
5	2	Shell-Thick	DX371	CEDIMENTI	LinStatic	80692.93	-2085.67
5	2	Shell-Thick	DX384	CEDIMENTI	LinStatic	86508.75	-1628.70
6	3	Shell-Thick	DX384	CEDIMENTI	LinStatic	-86350.93	-1685.69
6	3	Shell-Thick	DX371	CEDIMENTI	LinStatic	-80545.90	-2021.63
6	3	Shell-Thick	DX372	CEDIMENTI	LinStatic	19937.11	-5088.64
6	3	Shell-Thick	DX385	CEDIMENTI	LinStatic	17806.72	-4752.70
8	4	Shell-Thick	DX387	CEDIMENTI	LinStatic	-20341.28	-4780.22
8	4	Shell-Thick	DX374	CEDIMENTI	LinStatic	-22498.14	-5226.25
8	4	Shell-Thick	DX375	CEDIMENTI	LinStatic	98216.69	-1737.13
8	4	Shell-Thick	DX388	CEDIMENTI	LinStatic	104317.12	-1291.10
11	5	Shell-Thick	DX367	CEDIMENTI	LinStatic	-96137.68	-1708.73
11	5	Shell-Thick	DX354	CEDIMENTI	LinStatic	-90238.81	-2187.40
11	5	Shell-Thick	DX355	CEDIMENTI	LinStatic	23178.59	-6030.76
11	5	Shell-Thick	DX368	CEDIMENTI	LinStatic	21953.66	-5552.09
13	6	Shell-Thick	DX370	CEDIMENTI	LinStatic	-19575.75	-5570.18
13	6	Shell-Thick	DX357	CEDIMENTI	LinStatic	-20574.46	-6093.53
13	6	Shell-Thick	DX358	CEDIMENTI	LinStatic	74778.45	-2863.44
13	6	Shell-Thick	DX371	CEDIMENTI	LinStatic	80072.51	-2340.09
14	7	Shell-Thick	DX371	CEDIMENTI	LinStatic	-79942.36	-2271.82
14	7	Shell-Thick	DX358	CEDIMENTI	LinStatic	-74641.28	-2926.10
14	7	Shell-Thick	DX359	CEDIMENTI	LinStatic	20466.73	-6153.31
14	7	Shell-Thick	DX372	CEDIMENTI	LinStatic	19468.82	-5499.03
16	8	Shell-Thick	DX374	CEDIMENTI	LinStatic	-21866.62	-5628.31
16	8	Shell-Thick	DX361	CEDIMENTI	LinStatic	-23235.50	-5969.69
16	8	Shell-Thick	DX362	CEDIMENTI	LinStatic	91513.05	-2058.05
16	8	Shell-Thick	DX375	CEDIMENTI	LinStatic	97530.51	-1716.66
19	9	Shell-Thick	DX354	CEDIMENTI	LinStatic	-89600.87	-2521.13
19	9	Shell-Thick	DX341	CEDIMENTI	LinStatic	-83724.51	-2728.02
19	9	Shell-Thick	DX342	CEDIMENTI	LinStatic	23036.55	-6236.49
19	9	Shell-Thick	DX355	CEDIMENTI	LinStatic	22302.78	-6029.60
21	10	Shell-Thick	DX357	CEDIMENTI	LinStatic	-19868.38	-6183.57
21	10	Shell-Thick	DX344	CEDIMENTI	LinStatic	-20209.30	-6568.86
21	10	Shell-Thick	DX345	CEDIMENTI	LinStatic	69038.46	-3747.90
21	10	Shell-Thick	DX358	CEDIMENTI	LinStatic	74096.87	-3362.60



Autorità Portuale di Taranto
 Interventi per il dragaggio di 2,3 M m³ di sedimenti in area Molo Polisettoriale e per la realizzazione di un primo lotto della cassa di colmata funzionale all'ampliamento del V Sporgente del Porto di Taranto

Allegati alla relazione di calcolo strutturale allineamento "BC"

Data 05/2016
 Rev. B
 c.d.c.: C296A
 514B

22	11	Shell-Thick	DX358	CEDIMENTI	LinStatic	-73937.26	-3431.88
22	11	Shell-Thick	DX345	CEDIMENTI	LinStatic	-68905.15	-3669.31
22	11	Shell-Thick	DX346	CEDIMENTI	LinStatic	20018.84	-6478.06
22	11	Shell-Thick	DX359	CEDIMENTI	LinStatic	19683.07	-6240.62
24	12	Shell-Thick	DX361	CEDIMENTI	LinStatic	-22420.62	-5887.56
24	12	Shell-Thick	DX348	CEDIMENTI	LinStatic	-22990.67	-6266.07
24	12	Shell-Thick	DX349	CEDIMENTI	LinStatic	85255.42	-2850.61
24	12	Shell-Thick	DX362	CEDIMENTI	LinStatic	90936.86	-2472.10
27	13	Shell-Thick	DX341	CEDIMENTI	LinStatic	-83083.77	-2818.47
27	13	Shell-Thick	DX328	CEDIMENTI	LinStatic	-77555.94	-3272.63
27	13	Shell-Thick	DX329	CEDIMENTI	LinStatic	22320.67	-6936.74
27	13	Shell-Thick	DX342	CEDIMENTI	LinStatic	22244.26	-6482.57
29	14	Shell-Thick	DX344	CEDIMENTI	LinStatic	-19556.27	-6904.32
29	14	Shell-Thick	DX331	CEDIMENTI	LinStatic	-19242.09	-7322.29
29	14	Shell-Thick	DX332	CEDIMENTI	LinStatic	63653.07	-4415.33
29	14	Shell-Thick	DX345	CEDIMENTI	LinStatic	68284.78	-3997.36
30	15	Shell-Thick	DX345	CEDIMENTI	LinStatic	-68169.18	-3908.31
30	15	Shell-Thick	DX332	CEDIMENTI	LinStatic	-63514.71	-4499.56
30	15	Shell-Thick	DX333	CEDIMENTI	LinStatic	19158.77	-7410.31
30	15	Shell-Thick	DX346	CEDIMENTI	LinStatic	19465.69	-6819.07
32	16	Shell-Thick	DX348	CEDIMENTI	LinStatic	-22122.65	-6625.38
32	16	Shell-Thick	DX335	CEDIMENTI	LinStatic	-22456.39	-6877.87
32	16	Shell-Thick	DX336	CEDIMENTI	LinStatic	78819.13	-3085.45
32	16	Shell-Thick	DX349	CEDIMENTI	LinStatic	84560.05	-2832.97
35	17	Shell-Thick	DX328	CEDIMENTI	LinStatic	-76893.98	-3485.05
35	17	Shell-Thick	DX315	CEDIMENTI	LinStatic	-71425.03	-3625.07
35	17	Shell-Thick	DX316	CEDIMENTI	LinStatic	21103.91	-7203.44
35	17	Shell-Thick	DX329	CEDIMENTI	LinStatic	21286.96	-7063.42
37	18	Shell-Thick	DX331	CEDIMENTI	LinStatic	-18495.45	-7498.35
37	18	Shell-Thick	DX318	CEDIMENTI	LinStatic	-17835.64	-7824.69
37	18	Shell-Thick	DX319	CEDIMENTI	LinStatic	58401.09	-5078.36
37	18	Shell-Thick	DX332	CEDIMENTI	LinStatic	62885.14	-4752.02
38	19	Shell-Thick	DX332	CEDIMENTI	LinStatic	-62724.12	-4849.69
38	19	Shell-Thick	DX319	CEDIMENTI	LinStatic	-58276.06	-4971.15
38	19	Shell-Thick	DX320	CEDIMENTI	LinStatic	17638.03	-7701.78
38	19	Shell-Thick	DX333	CEDIMENTI	LinStatic	18300.30	-7580.32
40	20	Shell-Thick	DX335	CEDIMENTI	LinStatic	-21531.84	-6843.81
40	20	Shell-Thick	DX322	CEDIMENTI	LinStatic	-21033.82	-7234.82
40	20	Shell-Thick	DX323	CEDIMENTI	LinStatic	73127.55	-3844.53
40	20	Shell-Thick	DX336	CEDIMENTI	LinStatic	78229.88	-3453.51
42	845	Shell-Thick	DX23	CEDIMENTI	LinStatic	134696.95	4517.18
42	845	Shell-Thick	DX36	CEDIMENTI	LinStatic	129320.43	3744.75
42	845	Shell-Thick	SX36	CEDIMENTI	LinStatic	-129291.62	3743.90
42	845	Shell-Thick	SX23	CEDIMENTI	LinStatic	-134703.58	4516.33
43	21	Shell-Thick	DX315	CEDIMENTI	LinStatic	-70762.44	-3770.26
43	21	Shell-Thick	DX302	CEDIMENTI	LinStatic	-65561.30	-4176.34
43	21	Shell-Thick	DX303	CEDIMENTI	LinStatic	19561.55	-7727.52
43	21	Shell-Thick	DX316	CEDIMENTI	LinStatic	20204.00	-7321.45
44	846	Shell-Thick	DX36	CEDIMENTI	LinStatic	126622.28	3855.00
44	846	Shell-Thick	DX49	CEDIMENTI	LinStatic	120216.49	3167.70
44	846	Shell-Thick	SX49	CEDIMENTI	LinStatic	-120206.01	3146.34
44	846	Shell-Thick	SX36	CEDIMENTI	LinStatic	-126591.92	3833.64
45	22	Shell-Thick	DX318	CEDIMENTI	LinStatic	-17134.04	-8020.74
45	22	Shell-Thick	DX305	CEDIMENTI	LinStatic	-15912.48	-8345.43
45	22	Shell-Thick	DX306	CEDIMENTI	LinStatic	53513.55	-5685.64
45	22	Shell-Thick	DX319	CEDIMENTI	LinStatic	57583.08	-5360.95
46	23	Shell-Thick	DX319	CEDIMENTI	LinStatic	-57478.87	-5238.17
46	23	Shell-Thick	DX306	CEDIMENTI	LinStatic	-53363.92	-5808.53
46	23	Shell-Thick	DX307	CEDIMENTI	LinStatic	15877.79	-8476.83
46	23	Shell-Thick	DX320	CEDIMENTI	LinStatic	17079.80	-7906.47
48	24	Shell-Thick	DX322	CEDIMENTI	LinStatic	-19999.18	-7550.35
48	24	Shell-Thick	DX309	CEDIMENTI	LinStatic	-19749.32	-7650.30
48	24	Shell-Thick	DX310	CEDIMENTI	LinStatic	66891.14	-3904.01
48	24	Shell-Thick	DX323	CEDIMENTI	LinStatic	72413.02	-3804.05
51	25	Shell-Thick	DX302	CEDIMENTI	LinStatic	-64974.97	-4312.84
51	25	Shell-Thick	DX289	CEDIMENTI	LinStatic	-59896.88	-4467.08
51	25	Shell-Thick	DX290	CEDIMENTI	LinStatic	17516.89	-8064.41
51	25	Shell-Thick	DX303	CEDIMENTI	LinStatic	18442.50	-7910.17
53	26	Shell-Thick	DX305	CEDIMENTI	LinStatic	-15134.66	-8555.94
53	26	Shell-Thick	DX292	CEDIMENTI	LinStatic	-13628.64	-8863.06
53	26	Shell-Thick	DX293	CEDIMENTI	LinStatic	48671.98	-6163.03
53	26	Shell-Thick	DX306	CEDIMENTI	LinStatic	52685.61	-5855.91
54	27	Shell-Thick	DX306	CEDIMENTI	LinStatic	-52517.45	-5997.12
54	27	Shell-Thick	DX293	CEDIMENTI	LinStatic	-48537.71	-6017.67
54	27	Shell-Thick	DX294	CEDIMENTI	LinStatic	13443.26	-8704.21
54	27	Shell-Thick	DX307	CEDIMENTI	LinStatic	14931.81	-8683.66
56	28	Shell-Thick	DX309	CEDIMENTI	LinStatic	-18819.36	-7636.79
56	28	Shell-Thick	DX296	CEDIMENTI	LinStatic	-17554.03	-8170.93
56	28	Shell-Thick	DX297	CEDIMENTI	LinStatic	61721.84	-4770.46
56	28	Shell-Thick	DX310	CEDIMENTI	LinStatic	66390.13	-4236.33
59	29	Shell-Thick	DX289	CEDIMENTI	LinStatic	-59186.60	-4729.85

59	29	Shell-Thick	DX276	CEDIMENTI	LinStatic	-54107.91	-4835.08
59	29	Shell-Thick	DX277	CEDIMENTI	LinStatic	15273.53	-8320.80
59	29	Shell-Thick	DX290	CEDIMENTI	LinStatic	16521.48	-8215.57
61	30	Shell-Thick	DX292	CEDIMENTI	LinStatic	-12874.71	-9036.21
61	30	Shell-Thick	DX279	CEDIMENTI	LinStatic	-10496.88	-8977.14
61	30	Shell-Thick	DX280	CEDIMENTI	LinStatic	44336.76	-6591.34
61	30	Shell-Thick	DX293	CEDIMENTI	LinStatic	47778.77	-6650.41
62	31	Shell-Thick	DX293	CEDIMENTI	LinStatic	-47673.06	-6486.71
62	31	Shell-Thick	DX280	CEDIMENTI	LinStatic	-44155.21	-6771.25
62	31	Shell-Thick	DX281	CEDIMENTI	LinStatic	10546.65	-9172.38
62	31	Shell-Thick	DX294	CEDIMENTI	LinStatic	12889.52	-8887.84
64	32	Shell-Thick	DX296	CEDIMENTI	LinStatic	-16342.35	-8529.96
64	32	Shell-Thick	DX283	CEDIMENTI	LinStatic	-15511.17	-8205.26
64	32	Shell-Thick	DX284	CEDIMENTI	LinStatic	55585.11	-4527.85
64	32	Shell-Thick	DX297	CEDIMENTI	LinStatic	60963.17	-4852.55
67	33	Shell-Thick	DX276	CEDIMENTI	LinStatic	-66947.60	-3364.95
67	33	Shell-Thick	DX263	CEDIMENTI	LinStatic	-60202.26	-3221.13
67	33	Shell-Thick	DX264	CEDIMENTI	LinStatic	19970.86	-9057.41
67	33	Shell-Thick	DX277	CEDIMENTI	LinStatic	17555.67	-9201.23
69	34	Shell-Thick	DX279	CEDIMENTI	LinStatic	-12168.78	-9861.40
69	34	Shell-Thick	DX266	CEDIMENTI	LinStatic	-14262.68	-9808.86
69	34	Shell-Thick	DX267	CEDIMENTI	LinStatic	48159.59	-4792.52
69	34	Shell-Thick	DX280	CEDIMENTI	LinStatic	54372.95	-4845.06
70	35	Shell-Thick	DX280	CEDIMENTI	LinStatic	-54149.49	-5083.73
70	35	Shell-Thick	DX267	CEDIMENTI	LinStatic	-47947.76	-4567.40
70	35	Shell-Thick	DX268	CEDIMENTI	LinStatic	14043.06	-9591.02
70	35	Shell-Thick	DX281	CEDIMENTI	LinStatic	11909.49	-10107.36
72	36	Shell-Thick	DX283	CEDIMENTI	LinStatic	-18226.85	-8821.78
72	36	Shell-Thick	DX270	CEDIMENTI	LinStatic	-20226.08	-9357.04
72	36	Shell-Thick	DX271	CEDIMENTI	LinStatic	62677.15	-3741.23
72	36	Shell-Thick	DX284	CEDIMENTI	LinStatic	68930.08	-3205.97
75	37	Shell-Thick	DX263	CEDIMENTI	LinStatic	-59525.72	-3411.52
75	37	Shell-Thick	DX250	CEDIMENTI	LinStatic	-53029.35	-3969.07
75	37	Shell-Thick	DX251	CEDIMENTI	LinStatic	20956.20	-9919.23
75	37	Shell-Thick	DX264	CEDIMENTI	LinStatic	18992.42	-9361.68
77	38	Shell-Thick	DX266	CEDIMENTI	LinStatic	-13508.26	-10020.66
77	38	Shell-Thick	DX253	CEDIMENTI	LinStatic	-14414.23	-10429.64
77	38	Shell-Thick	DX254	CEDIMENTI	LinStatic	41890.90	-5695.86
77	38	Shell-Thick	DX267	CEDIMENTI	LinStatic	47199.51	-5286.88
78	39	Shell-Thick	DX267	CEDIMENTI	LinStatic	-47028.66	-5056.69
78	39	Shell-Thick	DX254	CEDIMENTI	LinStatic	-41677.71	-5961.94
78	39	Shell-Thick	DX255	CEDIMENTI	LinStatic	14487.57	-10707.11
78	39	Shell-Thick	DX268	CEDIMENTI	LinStatic	13590.92	-9801.86
79	847	Shell-Thick	DX49	CEDIMENTI	LinStatic	116631.20	3259.40
79	847	Shell-Thick	DX62	CEDIMENTI	LinStatic	109569.72	2799.97
79	847	Shell-Thick	SX62	CEDIMENTI	LinStatic	-109542.66	2837.25
79	847	Shell-Thick	SX49	CEDIMENTI	LinStatic	-116623.48	3296.68
80	40	Shell-Thick	DX270	CEDIMENTI	LinStatic	-18842.88	-9957.97
80	40	Shell-Thick	DX257	CEDIMENTI	LinStatic	-21405.77	-9777.47
80	40	Shell-Thick	DX258	CEDIMENTI	LinStatic	54986.67	-3520.95
80	40	Shell-Thick	DX271	CEDIMENTI	LinStatic	61942.04	-3701.44
81	894	Shell-Thick	SX187	CEDIMENTI	LinStatic	5100.57	16448.49
81	894	Shell-Thick	SX173	CEDIMENTI	LinStatic	-70.01	-4984.98
81	894	Shell-Thick	DX173	CEDIMENTI	LinStatic	534.19	-4967.19
81	894	Shell-Thick	DX187	CEDIMENTI	LinStatic	-5158.95	16466.29
83	41	Shell-Thick	DX250	CEDIMENTI	LinStatic	-52321.70	-4071.62
83	41	Shell-Thick	DX237	CEDIMENTI	LinStatic	-45952.03	-4195.99
83	41	Shell-Thick	DX238	CEDIMENTI	LinStatic	21642.23	-10329.36
83	41	Shell-Thick	DX251	CEDIMENTI	LinStatic	19664.17	-10204.99
85	42	Shell-Thick	DX253	CEDIMENTI	LinStatic	-13423.07	-10836.56
85	42	Shell-Thick	DX240	CEDIMENTI	LinStatic	-14756.03	-10915.62
85	42	Shell-Thick	DX241	CEDIMENTI	LinStatic	35067.30	-5691.24
85	42	Shell-Thick	DX254	CEDIMENTI	LinStatic	40910.14	-5612.18
86	43	Shell-Thick	DX254	CEDIMENTI	LinStatic	-40693.98	-5864.80
86	43	Shell-Thick	DX241	CEDIMENTI	LinStatic	-34858.15	-5462.60
86	43	Shell-Thick	DX242	CEDIMENTI	LinStatic	14568.15	-10750.36
86	43	Shell-Thick	DX255	CEDIMENTI	LinStatic	13160.44	-11152.56
87	895	Shell-Thick	DX175	CEDIMENTI	LinStatic	-1626.54	-5596.32
87	895	Shell-Thick	SX175	CEDIMENTI	LinStatic	1561.81	-5513.69
87	895	Shell-Thick	SX187	CEDIMENTI	LinStatic	-5339.45	19806.61
87	895	Shell-Thick	DX187	CEDIMENTI	LinStatic	5389.68	19723.97
88	44	Shell-Thick	DX257	CEDIMENTI	LinStatic	-20703.55	-9824.46
88	44	Shell-Thick	DX244	CEDIMENTI	LinStatic	-22227.67	-10992.77
88	44	Shell-Thick	DX245	CEDIMENTI	LinStatic	48627.25	-5052.25
88	44	Shell-Thick	DX258	CEDIMENTI	LinStatic	54421.09	-3883.95
89	896	Shell-Thick	DX179	CEDIMENTI	LinStatic	-789.21	-5786.87
89	896	Shell-Thick	SX179	CEDIMENTI	LinStatic	62.46	-4248.86
89	896	Shell-Thick	SX191	CEDIMENTI	LinStatic	-4563.20	17227.31
89	896	Shell-Thick	DX191	CEDIMENTI	LinStatic	5482.78	15689.31
91	45	Shell-Thick	DX237	CEDIMENTI	LinStatic	-45236.66	-4382.58
91	45	Shell-Thick	DX224	CEDIMENTI	LinStatic	-39450.84	-4824.23

91	45	Shell-Thick	DX225	CEDIMENTI	LinStatic	22359.35	-10944.36
91	45	Shell-Thick	DX238	CEDIMENTI	LinStatic	20685.52	-10502.71
93	46	Shell-Thick	DX240	CEDIMENTI	LinStatic	-13990.12	-10734.58
93	46	Shell-Thick	DX227	CEDIMENTI	LinStatic	-14337.73	-11074.80
93	46	Shell-Thick	DX228	CEDIMENTI	LinStatic	29318.12	-6523.24
93	46	Shell-Thick	DX241	CEDIMENTI	LinStatic	34067.90	-6183.02
94	47	Shell-Thick	DX241	CEDIMENTI	LinStatic	-33891.22	-6009.35
94	47	Shell-Thick	DX228	CEDIMENTI	LinStatic	-29308.16	-6738.76
94	47	Shell-Thick	DX229	CEDIMENTI	LinStatic	14172.22	-11218.60
94	47	Shell-Thick	DX242	CEDIMENTI	LinStatic	14068.89	-10489.19
96	48	Shell-Thick	DX244	CEDIMENTI	LinStatic	-20597.00	-11486.88
96	48	Shell-Thick	DX231	CEDIMENTI	LinStatic	-22961.18	-10721.79
96	48	Shell-Thick	DX232	CEDIMENTI	LinStatic	41628.53	-4232.06
96	48	Shell-Thick	DX245	CEDIMENTI	LinStatic	47838.57	-4997.15
99	49	Shell-Thick	DX224	CEDIMENTI	LinStatic	-38820.42	-4863.82
99	49	Shell-Thick	DX211	CEDIMENTI	LinStatic	-32949.90	-4875.84
99	49	Shell-Thick	DX212	CEDIMENTI	LinStatic	23683.79	-11274.75
99	49	Shell-Thick	DX225	CEDIMENTI	LinStatic	21280.23	-11262.74
101	50	Shell-Thick	DX227	CEDIMENTI	LinStatic	-13257.46	-11623.03
101	50	Shell-Thick	DX214	CEDIMENTI	LinStatic	-14530.38	-11499.57
101	50	Shell-Thick	DX215	CEDIMENTI	LinStatic	22933.50	-6121.53
101	50	Shell-Thick	DX228	CEDIMENTI	LinStatic	28373.93	-6244.98
102	51	Shell-Thick	DX228	CEDIMENTI	LinStatic	-28357.16	-6312.47
102	51	Shell-Thick	DX215	CEDIMENTI	LinStatic	-22691.35	-6063.12
102	51	Shell-Thick	DX216	CEDIMENTI	LinStatic	14518.81	-11683.47
102	51	Shell-Thick	DX229	CEDIMENTI	LinStatic	12923.59	-11932.81
104	52	Shell-Thick	DX231	CEDIMENTI	LinStatic	-23046.22	-10730.75
104	52	Shell-Thick	DX218	CEDIMENTI	LinStatic	-24627.99	-12719.80
104	52	Shell-Thick	DX219	CEDIMENTI	LinStatic	36139.28	-6533.94
104	52	Shell-Thick	DX232	CEDIMENTI	LinStatic	41023.85	-4544.89
107	53	Shell-Thick	DX211	CEDIMENTI	LinStatic	-32416.09	-5075.02
107	53	Shell-Thick	DX198	CEDIMENTI	LinStatic	-27173.83	-5420.26
107	53	Shell-Thick	DX199	CEDIMENTI	LinStatic	25461.18	-11720.56
107	53	Shell-Thick	DX212	CEDIMENTI	LinStatic	22934.21	-11375.32
109	54	Shell-Thick	DX214	CEDIMENTI	LinStatic	-13877.47	-11171.60
109	54	Shell-Thick	DX201	CEDIMENTI	LinStatic	-14658.11	-11495.71
109	54	Shell-Thick	DX202	CEDIMENTI	LinStatic	17467.04	-7003.72
109	54	Shell-Thick	DX215	CEDIMENTI	LinStatic	22046.95	-6679.61
110	55	Shell-Thick	DX215	CEDIMENTI	LinStatic	-21821.74	-6784.83
110	55	Shell-Thick	DX202	CEDIMENTI	LinStatic	-17441.16	-6912.43
110	55	Shell-Thick	DX203	CEDIMENTI	LinStatic	14368.72	-11300.81
110	55	Shell-Thick	DX216	CEDIMENTI	LinStatic	13814.26	-11173.21
112	56	Shell-Thick	DX218	CEDIMENTI	LinStatic	-22748.96	-10886.73
112	56	Shell-Thick	DX205	CEDIMENTI	LinStatic	-17879.91	-9353.45
112	56	Shell-Thick	DX206	CEDIMENTI	LinStatic	37895.51	-7251.22
112	56	Shell-Thick	DX219	CEDIMENTI	LinStatic	35303.34	-8784.50
115	57	Shell-Thick	DX198	CEDIMENTI	LinStatic	-26604.65	-5379.31
115	57	Shell-Thick	DX185	CEDIMENTI	LinStatic	-22320.83	-5268.24
115	57	Shell-Thick	DX186	CEDIMENTI	LinStatic	27586.09	-11982.63
115	57	Shell-Thick	DX199	CEDIMENTI	LinStatic	24835.11	-12093.71
117	58	Shell-Thick	DX201	CEDIMENTI	LinStatic	-13774.82	-12434.82
117	58	Shell-Thick	DX188	CEDIMENTI	LinStatic	-14461.08	-12616.35
117	58	Shell-Thick	DX189	CEDIMENTI	LinStatic	12782.55	-6707.57
117	58	Shell-Thick	DX202	CEDIMENTI	LinStatic	16692.89	-6526.05
118	59	Shell-Thick	DX202	CEDIMENTI	LinStatic	-16683.52	-6386.11
118	59	Shell-Thick	DX189	CEDIMENTI	LinStatic	-12837.20	-6837.18
118	59	Shell-Thick	DX190	CEDIMENTI	LinStatic	14501.22	-12739.52
118	59	Shell-Thick	DX203	CEDIMENTI	LinStatic	13680.34	-12288.45
120	60	Shell-Thick	DX205	CEDIMENTI	LinStatic	-17874.54	-13610.81
120	60	Shell-Thick	DX192	CEDIMENTI	LinStatic	-27858.65	-13295.76
120	60	Shell-Thick	DX193	CEDIMENTI	LinStatic	25664.20	-2487.39
120	60	Shell-Thick	DX206	CEDIMENTI	LinStatic	37377.00	-2802.43
123	61	Shell-Thick	DX185	CEDIMENTI	LinStatic	-21828.14	-5009.90
123	61	Shell-Thick	DX172	CEDIMENTI	LinStatic	-16625.78	-7755.36
123	61	Shell-Thick	DX173	CEDIMENTI	LinStatic	32554.08	-13264.54
123	61	Shell-Thick	DX186	CEDIMENTI	LinStatic	27448.69	-10519.08
125	62	Shell-Thick	DX188	CEDIMENTI	LinStatic	-15275.35	-11747.64
125	62	Shell-Thick	DX175	CEDIMENTI	LinStatic	-17154.10	-14872.70
125	62	Shell-Thick	DX176	CEDIMENTI	LinStatic	7609.40	-11059.82
125	62	Shell-Thick	DX189	CEDIMENTI	LinStatic	12101.94	-7934.76
126	63	Shell-Thick	DX189	CEDIMENTI	LinStatic	-12229.70	-8060.21
126	63	Shell-Thick	DX176	CEDIMENTI	LinStatic	-7648.84	-10941.20
126	63	Shell-Thick	DX177	CEDIMENTI	LinStatic	17213.00	-14730.43
126	63	Shell-Thick	DX190	CEDIMENTI	LinStatic	15134.86	-11849.44
128	64	Shell-Thick	DX192	CEDIMENTI	LinStatic	-27823.55	-10099.68
128	64	Shell-Thick	DX179	CEDIMENTI	LinStatic	-34155.89	-13350.86
128	64	Shell-Thick	DX180	CEDIMENTI	LinStatic	19104.99	-7357.56
128	64	Shell-Thick	DX193	CEDIMENTI	LinStatic	25453.03	-4106.37
131	65	Shell-Thick	DX172	CEDIMENTI	LinStatic	-18871.62	-8272.76
131	65	Shell-Thick	DX159	CEDIMENTI	LinStatic	-9989.89	-9115.75
131	65	Shell-Thick	DX160	CEDIMENTI	LinStatic	28222.41	-10214.14

131	65	Shell-Thick	DX173	CEDIMENTI	LinStatic	34934.33	-9371.15
133	66	Shell-Thick	DX175	CEDIMENTI	LinStatic	-17537.47	-11645.33
133	66	Shell-Thick	DX162	CEDIMENTI	LinStatic	-13870.37	-12327.06
133	66	Shell-Thick	DX163	CEDIMENTI	LinStatic	1961.08	-14612.12
133	66	Shell-Thick	DX176	CEDIMENTI	LinStatic	7235.29	-13930.39
134	67	Shell-Thick	DX176	CEDIMENTI	LinStatic	-7348.71	-13790.93
134	67	Shell-Thick	DX163	CEDIMENTI	LinStatic	-2033.79	-14717.78
134	67	Shell-Thick	DX164	CEDIMENTI	LinStatic	14182.46	-12420.75
134	67	Shell-Thick	DX177	CEDIMENTI	LinStatic	17777.60	-11493.91
135	848	Shell-Thick	DX56	CEDIMENTI	LinStatic	-110134.32	2813.87
135	848	Shell-Thick	DX43	CEDIMENTI	LinStatic	-117244.83	3226.29
135	848	Shell-Thick	SX43	CEDIMENTI	LinStatic	116298.36	3311.08
135	848	Shell-Thick	SX56	CEDIMENTI	LinStatic	109241.86	2898.66
136	68	Shell-Thick	DX179	CEDIMENTI	LinStatic	-36699.34	-9072.62
136	68	Shell-Thick	DX166	CEDIMENTI	LinStatic	-29565.55	-9860.70
136	68	Shell-Thick	DX167	CEDIMENTI	LinStatic	13707.58	-9060.04
136	68	Shell-Thick	DX180	CEDIMENTI	LinStatic	21928.84	-8271.96
137	849	Shell-Thick	DX43	CEDIMENTI	LinStatic	-120810.90	3143.91
137	849	Shell-Thick	DX30	CEDIMENTI	LinStatic	-127300.95	3849.55
137	849	Shell-Thick	SX30	CEDIMENTI	LinStatic	126175.01	3952.58
137	849	Shell-Thick	SX43	CEDIMENTI	LinStatic	119860.12	3246.94
138	850	Shell-Thick	DX30	CEDIMENTI	LinStatic	-130004.49	3593.69
138	850	Shell-Thick	DX17	CEDIMENTI	LinStatic	-135633.17	4447.78
138	850	Shell-Thick	SX17	CEDIMENTI	LinStatic	134084.22	4677.74
138	850	Shell-Thick	SX30	CEDIMENTI	LinStatic	128872.91	3823.64
139	69	Shell-Thick	DX159	CEDIMENTI	LinStatic	-7116.64	-8043.44
139	69	Shell-Thick	DX146	CEDIMENTI	LinStatic	-556.94	-7624.25
139	69	Shell-Thick	DX147	CEDIMENTI	LinStatic	16457.39	-9085.36
139	69	Shell-Thick	DX160	CEDIMENTI	LinStatic	24247.53	-9504.55
141	70	Shell-Thick	DX162	CEDIMENTI	LinStatic	-11962.44	-12534.77
141	70	Shell-Thick	DX149	CEDIMENTI	LinStatic	-6382.00	-12442.71
141	70	Shell-Thick	DX150	CEDIMENTI	LinStatic	-3263.86	-14044.25
141	70	Shell-Thick	DX163	CEDIMENTI	LinStatic	-475.75	-14136.32
142	71	Shell-Thick	DX163	CEDIMENTI	LinStatic	427.29	-14233.52
142	71	Shell-Thick	DX150	CEDIMENTI	LinStatic	3250.96	-13926.73
142	71	Shell-Thick	DX151	CEDIMENTI	LinStatic	6618.41	-12322.45
142	71	Shell-Thick	DX164	CEDIMENTI	LinStatic	12150.48	-12629.24
144	72	Shell-Thick	DX166	CEDIMENTI	LinStatic	-25647.85	-9304.83
144	72	Shell-Thick	DX153	CEDIMENTI	LinStatic	-17842.11	-9133.73
144	72	Shell-Thick	DX154	CEDIMENTI	LinStatic	4479.05	-7718.35
144	72	Shell-Thick	DX167	CEDIMENTI	LinStatic	10966.54	-7889.45
147	73	Shell-Thick	DX146	CEDIMENTI	LinStatic	2820.18	-7848.29
147	73	Shell-Thick	DX133	CEDIMENTI	LinStatic	10082.49	-7809.88
147	73	Shell-Thick	DX134	CEDIMENTI	LinStatic	5448.51	-8896.30
147	73	Shell-Thick	DX147	CEDIMENTI	LinStatic	12102.66	-8934.71
148	851	Shell-Thick	DX60	CEDIMENTI	LinStatic	116606.62	-125.10
148	851	Shell-Thick	SX60	CEDIMENTI	LinStatic	-116541.65	-81.59
148	851	Shell-Thick	SX47	CEDIMENTI	LinStatic	-124459.19	-882.62
148	851	Shell-Thick	DX47	CEDIMENTI	LinStatic	124394.97	-926.13
149	74	Shell-Thick	DX149	CEDIMENTI	LinStatic	-4280.16	-12238.87
149	74	Shell-Thick	DX136	CEDIMENTI	LinStatic	78.90	-12060.29
149	74	Shell-Thick	DX137	CEDIMENTI	LinStatic	-9491.45	-14016.28
149	74	Shell-Thick	DX150	CEDIMENTI	LinStatic	-5669.43	-14194.86
150	75	Shell-Thick	DX150	CEDIMENTI	LinStatic	5633.96	-14084.20
150	75	Shell-Thick	DX137	CEDIMENTI	LinStatic	9418.10	-14107.00
150	75	Shell-Thick	DX138	CEDIMENTI	LinStatic	268.90	-12142.49
150	75	Shell-Thick	DX151	CEDIMENTI	LinStatic	4650.93	-12119.69
151	852	Shell-Thick	DX47	CEDIMENTI	LinStatic	127168.39	-779.26
151	852	Shell-Thick	SX47	CEDIMENTI	LinStatic	-127228.47	-806.89
151	852	Shell-Thick	SX34	CEDIMENTI	LinStatic	-134231.48	-1945.42
151	852	Shell-Thick	DX34	CEDIMENTI	LinStatic	134237.72	-1917.79
152	76	Shell-Thick	DX153	CEDIMENTI	LinStatic	-13480.79	-8974.57
152	76	Shell-Thick	DX140	CEDIMENTI	LinStatic	-6678.86	-8843.54
152	76	Shell-Thick	DX141	CEDIMENTI	LinStatic	-5848.96	-7822.50
152	76	Shell-Thick	DX154	CEDIMENTI	LinStatic	1042.40	-7953.53
153	853	Shell-Thick	DX34	CEDIMENTI	LinStatic	136873.38	-1884.17
153	853	Shell-Thick	SX34	CEDIMENTI	LinStatic	-136869.59	-1891.54
153	853	Shell-Thick	SX21	CEDIMENTI	LinStatic	-142840.99	-2721.40
153	853	Shell-Thick	DX21	CEDIMENTI	LinStatic	142745.35	-2714.04
155	77	Shell-Thick	DX133	CEDIMENTI	LinStatic	13397.99	-7583.02
155	77	Shell-Thick	DX120	CEDIMENTI	LinStatic	20477.94	-7494.43
155	77	Shell-Thick	DX121	CEDIMENTI	LinStatic	-5514.04	-8822.16
155	77	Shell-Thick	DX134	CEDIMENTI	LinStatic	1170.52	-8910.75
157	78	Shell-Thick	DX136	CEDIMENTI	LinStatic	2165.37	-12104.29
157	78	Shell-Thick	DX123	CEDIMENTI	LinStatic	6745.17	-11843.16
157	78	Shell-Thick	DX124	CEDIMENTI	LinStatic	-15314.33	-13415.79
157	78	Shell-Thick	DX137	CEDIMENTI	LinStatic	-11812.20	-13676.92
158	79	Shell-Thick	DX137	CEDIMENTI	LinStatic	11766.16	-13761.09
158	79	Shell-Thick	DX124	CEDIMENTI	LinStatic	15253.41	-13331.69
158	79	Shell-Thick	DX125	CEDIMENTI	LinStatic	-6512.07	-11764.12
158	79	Shell-Thick	DX138	CEDIMENTI	LinStatic	-1920.57	-12193.52

160	80	Shell-Thick	DX140	CEDIMENTI	LinStatic	-2476.07	-8956.20
160	80	Shell-Thick	DX127	CEDIMENTI	LinStatic	4089.94	-9058.21
160	80	Shell-Thick	DX128	CEDIMENTI	LinStatic	-16225.99	-7639.74
160	80	Shell-Thick	DX141	CEDIMENTI	LinStatic	-9078.64	-7537.74
162	854	Shell-Thick	DX58	CEDIMENTI	LinStatic	-116542.72	-91.20
162	854	Shell-Thick	DX45	CEDIMENTI	LinStatic	-124401.28	-897.66
162	854	Shell-Thick	SX45	CEDIMENTI	LinStatic	124578.00	-915.01
162	854	Shell-Thick	SX58	CEDIMENTI	LinStatic	116722.78	-108.55
163	81	Shell-Thick	DX120	CEDIMENTI	LinStatic	23866.02	-7554.72
163	81	Shell-Thick	DX107	CEDIMENTI	LinStatic	31030.54	-7412.46
163	81	Shell-Thick	DX108	CEDIMENTI	LinStatic	-16288.10	-8452.75
163	81	Shell-Thick	DX121	CEDIMENTI	LinStatic	-9737.01	-8595.01
164	855	Shell-Thick	DX45	CEDIMENTI	LinStatic	-127168.17	-783.57
164	855	Shell-Thick	DX32	CEDIMENTI	LinStatic	-134191.52	-1919.21
164	855	Shell-Thick	SX32	CEDIMENTI	LinStatic	134401.81	-1935.98
164	855	Shell-Thick	SX45	CEDIMENTI	LinStatic	127343.27	-800.34
165	82	Shell-Thick	DX123	CEDIMENTI	LinStatic	8875.74	-11504.20
165	82	Shell-Thick	DX110	CEDIMENTI	LinStatic	13225.51	-11087.20
165	82	Shell-Thick	DX111	CEDIMENTI	LinStatic	-21462.28	-12901.21
165	82	Shell-Thick	DX124	CEDIMENTI	LinStatic	-17650.26	-13318.22
166	83	Shell-Thick	DX124	CEDIMENTI	LinStatic	17564.72	-13239.20
166	83	Shell-Thick	DX111	CEDIMENTI	LinStatic	21331.83	-12982.66
166	83	Shell-Thick	DX112	CEDIMENTI	LinStatic	-12936.71	-11170.92
166	83	Shell-Thick	DX125	CEDIMENTI	LinStatic	-8547.16	-11427.46
167	856	Shell-Thick	DX32	CEDIMENTI	LinStatic	-136823.15	-1880.66
167	856	Shell-Thick	DX19	CEDIMENTI	LinStatic	-142740.07	-2707.37
167	856	Shell-Thick	SX19	CEDIMENTI	LinStatic	142972.94	-2732.45
167	856	Shell-Thick	SX32	CEDIMENTI	LinStatic	137035.17	-1905.74
168	84	Shell-Thick	DX127	CEDIMENTI	LinStatic	8305.57	-8753.04
168	84	Shell-Thick	DX114	CEDIMENTI	LinStatic	15046.22	-8484.87
168	84	Shell-Thick	DX115	CEDIMENTI	LinStatic	-26460.26	-7510.54
168	84	Shell-Thick	DX128	CEDIMENTI	LinStatic	-19687.47	-7778.70
171	85	Shell-Thick	DX107	CEDIMENTI	LinStatic	34574.15	-7167.39
171	85	Shell-Thick	DX94	CEDIMENTI	LinStatic	41526.35	-6896.37
171	85	Shell-Thick	DX95	CEDIMENTI	LinStatic	-27403.34	-8224.98
171	85	Shell-Thick	DX108	CEDIMENTI	LinStatic	-20456.59	-8496.00
172	725	Shell-Thick	DX388	CEDIMENTI	LinStatic	-51099.47	6702.15
172	725	Shell-Thick	DX375	CEDIMENTI	LinStatic	-41608.45	-6720.57
172	725	Shell-Thick	DX376	CEDIMENTI	LinStatic	4121.02	-6471.64
172	725	Shell-Thick	DX389	CEDIMENTI	LinStatic	2724.32	6951.07
173	86	Shell-Thick	DX110	CEDIMENTI	LinStatic	15394.88	-11013.23
173	86	Shell-Thick	DX97	CEDIMENTI	LinStatic	19908.75	-10565.39
173	86	Shell-Thick	DX98	CEDIMENTI	LinStatic	-27597.34	-12013.01
173	86	Shell-Thick	DX111	CEDIMENTI	LinStatic	-23795.29	-12460.85
174	87	Shell-Thick	DX111	CEDIMENTI	LinStatic	23686.38	-12537.28
174	87	Shell-Thick	DX98	CEDIMENTI	LinStatic	27467.35	-11947.36
174	87	Shell-Thick	DX99	CEDIMENTI	LinStatic	-19724.58	-10509.51
174	87	Shell-Thick	DX112	CEDIMENTI	LinStatic	-15196.10	-11099.43
175	726	Shell-Thick	DX389	CEDIMENTI	LinStatic	1375.71	-741.03
175	726	Shell-Thick	DX376	CEDIMENTI	LinStatic	181.79	1187.64
175	726	Shell-Thick	DX377	CEDIMENTI	LinStatic	143.23	557.45
175	726	Shell-Thick	DX390	CEDIMENTI	LinStatic	1127.93	-1371.21
176	88	Shell-Thick	DX114	CEDIMENTI	LinStatic	19132.27	-8593.46
176	88	Shell-Thick	DX101	CEDIMENTI	LinStatic	26021.03	-8458.90
176	88	Shell-Thick	DX102	CEDIMENTI	LinStatic	-36851.01	-7072.84
176	88	Shell-Thick	DX115	CEDIMENTI	LinStatic	-29922.32	-7207.41
178	857	Shell-Thick	DX60	CEDIMENTI	LinStatic	113427.76	-63.59
178	857	Shell-Thick	DX73	CEDIMENTI	LinStatic	104951.49	501.54
178	857	Shell-Thick	SX73	CEDIMENTI	LinStatic	-105048.68	440.23
178	857	Shell-Thick	SX60	CEDIMENTI	LinStatic	-113359.21	-124.89
179	89	Shell-Thick	DX94	CEDIMENTI	LinStatic	45206.84	-6890.20
179	89	Shell-Thick	DX81	CEDIMENTI	LinStatic	52494.60	-6419.58
179	89	Shell-Thick	DX82	CEDIMENTI	LinStatic	-38483.04	-7454.27
179	89	Shell-Thick	DX95	CEDIMENTI	LinStatic	-31603.70	-7924.89
180	727	Shell-Thick	DX375	CEDIMENTI	LinStatic	-40318.51	-6799.95
180	727	Shell-Thick	DX362	CEDIMENTI	LinStatic	-37029.80	6939.43
180	727	Shell-Thick	DX363	CEDIMENTI	LinStatic	1215.02	7288.21
180	727	Shell-Thick	DX376	CEDIMENTI	LinStatic	1136.69	-6451.17
181	90	Shell-Thick	DX97	CEDIMENTI	LinStatic	22194.06	-10168.72
181	90	Shell-Thick	DX84	CEDIMENTI	LinStatic	26747.75	-9574.17
181	90	Shell-Thick	DX85	CEDIMENTI	LinStatic	-34060.75	-11180.43
181	90	Shell-Thick	DX98	CEDIMENTI	LinStatic	-30002.50	-11774.98
182	91	Shell-Thick	DX98	CEDIMENTI	LinStatic	29846.69	-11713.41
182	91	Shell-Thick	DX85	CEDIMENTI	LinStatic	33864.87	-11243.02
182	91	Shell-Thick	DX86	CEDIMENTI	LinStatic	-26522.19	-9639.09
182	91	Shell-Thick	DX99	CEDIMENTI	LinStatic	-21933.91	-10109.47
183	728	Shell-Thick	DX376	CEDIMENTI	LinStatic	-1496.38	1138.49
183	728	Shell-Thick	DX363	CEDIMENTI	LinStatic	-80.91	-523.15
183	728	Shell-Thick	DX364	CEDIMENTI	LinStatic	-244.65	-1114.94
183	728	Shell-Thick	DX377	CEDIMENTI	LinStatic	-1383.23	546.71
184	92	Shell-Thick	DX101	CEDIMENTI	LinStatic	30204.46	-8102.66

184	92 Shell-Thick	DX88	CEDIMENTI	LinStatic	37235.68	-7489.92
184	92 Shell-Thick	DX89	CEDIMENTI	LinStatic	-47521.74	-6492.91
184	92 Shell-Thick	DX102	CEDIMENTI	LinStatic	-40589.57	-7105.65
185	858 Shell-Thick	DX75	CEDIMENTI	LinStatic	98380.59	2468.08
185	858 Shell-Thick	SX75	CEDIMENTI	LinStatic	-98373.83	2415.30
185	858 Shell-Thick	SX62	CEDIMENTI	LinStatic	-105883.03	2775.26
185	858 Shell-Thick	DX62	CEDIMENTI	LinStatic	105911.31	2828.05
186	859 Shell-Thick	DX58	CEDIMENTI	LinStatic	-113367.08	-90.81
186	859 Shell-Thick	SX58	CEDIMENTI	LinStatic	113547.94	-95.69
186	859 Shell-Thick	SX71	CEDIMENTI	LinStatic	105130.56	472.46
186	859 Shell-Thick	DX71	CEDIMENTI	LinStatic	-104992.98	477.34
187	93 Shell-Thick	DX81	CEDIMENTI	LinStatic	56254.07	-6143.91
187	93 Shell-Thick	DX68	CEDIMENTI	LinStatic	63570.68	-5656.63
187	93 Shell-Thick	DX69	CEDIMENTI	LinStatic	-50025.86	-6924.12
187	93 Shell-Thick	DX82	CEDIMENTI	LinStatic	-42715.93	-7411.40
188	729 Shell-Thick	DX362	CEDIMENTI	LinStatic	-36443.80	6650.92
188	729 Shell-Thick	DX349	CEDIMENTI	LinStatic	-35855.74	-7643.57
188	729 Shell-Thick	DX350	CEDIMENTI	LinStatic	1651.73	-6591.11
188	729 Shell-Thick	DX363	CEDIMENTI	LinStatic	2785.76	7703.38
189	94 Shell-Thick	DX84	CEDIMENTI	LinStatic	29120.87	-9395.47
189	94 Shell-Thick	DX71	CEDIMENTI	LinStatic	34013.19	-8757.09
189	94 Shell-Thick	DX72	CEDIMENTI	LinStatic	-40631.02	-10017.38
189	94 Shell-Thick	DX85	CEDIMENTI	LinStatic	-36520.82	-10655.75
190	95 Shell-Thick	DX85	CEDIMENTI	LinStatic	36347.88	-10714.88
190	95 Shell-Thick	DX72	CEDIMENTI	LinStatic	40444.11	-9954.99
190	95 Shell-Thick	DX73	CEDIMENTI	LinStatic	-33856.92	-8697.85
190	95 Shell-Thick	DX86	CEDIMENTI	LinStatic	-28964.73	-9457.75
191	730 Shell-Thick	DX363	CEDIMENTI	LinStatic	1874.54	-483.90
191	730 Shell-Thick	DX350	CEDIMENTI	LinStatic	-161.14	1601.97
191	730 Shell-Thick	DX351	CEDIMENTI	LinStatic	-186.57	958.41
191	730 Shell-Thick	DX364	CEDIMENTI	LinStatic	1551.84	-1127.45
192	96 Shell-Thick	DX88	CEDIMENTI	LinStatic	41388.99	-7494.85
192	96 Shell-Thick	DX75	CEDIMENTI	LinStatic	48601.12	-7071.37
192	96 Shell-Thick	DX76	CEDIMENTI	LinStatic	-58516.68	-5728.43
192	96 Shell-Thick	DX89	CEDIMENTI	LinStatic	-51223.05	-6151.92
193	860 Shell-Thick	DX56	CEDIMENTI	LinStatic	-106486.03	2790.34
193	860 Shell-Thick	SX56	CEDIMENTI	LinStatic	105591.00	2880.90
193	860 Shell-Thick	SX69	CEDIMENTI	LinStatic	98126.61	2529.07
193	860 Shell-Thick	DX69	CEDIMENTI	LinStatic	-98868.05	2438.51
195	97 Shell-Thick	DX68	CEDIMENTI	LinStatic	67647.46	-5541.13
195	97 Shell-Thick	DX55	CEDIMENTI	LinStatic	75168.67	-4728.45
195	97 Shell-Thick	DX56	CEDIMENTI	LinStatic	-62065.68	-5880.40
195	97 Shell-Thick	DX69	CEDIMENTI	LinStatic	-54406.78	-6693.08
196	731 Shell-Thick	DX349	CEDIMENTI	LinStatic	-35372.85	-7689.35
196	731 Shell-Thick	DX336	CEDIMENTI	LinStatic	-36924.63	6984.64
196	731 Shell-Thick	DX337	CEDIMENTI	LinStatic	-2398.51	8134.71
196	731 Shell-Thick	DX350	CEDIMENTI	LinStatic	-373.40	-6539.27
197	98 Shell-Thick	DX71	CEDIMENTI	LinStatic	36531.13	-8320.98
197	98 Shell-Thick	DX58	CEDIMENTI	LinStatic	41831.35	-7581.24
197	98 Shell-Thick	DX59	CEDIMENTI	LinStatic	-47486.96	-8922.99
197	98 Shell-Thick	DX72	CEDIMENTI	LinStatic	-43227.34	-9662.73
198	99 Shell-Thick	DX72	CEDIMENTI	LinStatic	43017.17	-9603.06
198	99 Shell-Thick	DX59	CEDIMENTI	LinStatic	47275.90	-8967.63
198	99 Shell-Thick	DX60	CEDIMENTI	LinStatic	-41582.75	-7622.63
198	99 Shell-Thick	DX73	CEDIMENTI	LinStatic	-36299.83	-8258.06
199	732 Shell-Thick	DX350	CEDIMENTI	LinStatic	-1830.53	1777.40
199	732 Shell-Thick	DX337	CEDIMENTI	LinStatic	194.89	-500.98
199	732 Shell-Thick	DX338	CEDIMENTI	LinStatic	-85.98	-1508.80
199	732 Shell-Thick	DX351	CEDIMENTI	LinStatic	-1648.02	769.58
200	100 Shell-Thick	DX75	CEDIMENTI	LinStatic	52964.17	-6739.44
200	100 Shell-Thick	DX62	CEDIMENTI	LinStatic	60796.57	-5729.42
200	100 Shell-Thick	DX63	CEDIMENTI	LinStatic	-69725.65	-4668.33
200	100 Shell-Thick	DX76	CEDIMENTI	LinStatic	-62625.10	-5678.36
201	861 Shell-Thick	DX75	CEDIMENTI	LinStatic	94651.93	2347.14
201	861 Shell-Thick	DX88	CEDIMENTI	LinStatic	86866.03	2184.07
201	861 Shell-Thick	SX88	CEDIMENTI	LinStatic	-86822.03	2247.66
201	861 Shell-Thick	SX75	CEDIMENTI	LinStatic	-94646.62	2410.74
202	862 Shell-Thick	DX88	CEDIMENTI	LinStatic	82975.37	2129.98
202	862 Shell-Thick	DX101	CEDIMENTI	LinStatic	75002.64	1833.78
202	862 Shell-Thick	SX101	CEDIMENTI	LinStatic	-74989.38	1754.22
202	862 Shell-Thick	SX88	CEDIMENTI	LinStatic	-82930.57	2050.41
203	101 Shell-Thick	DX55	CEDIMENTI	LinStatic	79521.31	-4380.32
203	101 Shell-Thick	DX42	CEDIMENTI	LinStatic	87500.75	-3071.40
203	101 Shell-Thick	DX43	CEDIMENTI	LinStatic	-74592.95	-4411.32
203	101 Shell-Thick	DX56	CEDIMENTI	LinStatic	-66655.10	-5720.24
204	733 Shell-Thick	DX336	CEDIMENTI	LinStatic	-36220.45	7419.48
204	733 Shell-Thick	DX323	CEDIMENTI	LinStatic	-25941.89	-9305.69
204	733 Shell-Thick	DX324	CEDIMENTI	LinStatic	4954.14	-8777.77
204	733 Shell-Thick	DX337	CEDIMENTI	LinStatic	-538.38	7947.40
205	102 Shell-Thick	DX58	CEDIMENTI	LinStatic	44447.76	-7361.00
205	102 Shell-Thick	DX45	CEDIMENTI	LinStatic	50413.99	-6554.78



Autorità Portuale di Taranto
Interventi per il dragaggio di 2,3 M³ di sedimenti in area Molo Polisettoriale e per la realizzazione di un primo lotto della cassa di colmata funzionale all'ampliamento del V Sporgente del Porto di Taranto

Allegati alla relazione di calcolo strutturale allineamento "BC"

Data 05/2016
Rev. B
c.d.c.: C296A
514B

205	102	Shell-Thick	DX46	CEDIMENTI	LinStatic	-54545.96	-7600.00
205	102	Shell-Thick	DX59	CEDIMENTI	LinStatic	-50220.94	-8406.22
206	103	Shell-Thick	DX59	CEDIMENTI	LinStatic	50030.23	-8448.64
206	103	Shell-Thick	DX46	CEDIMENTI	LinStatic	54392.07	-7538.25
206	103	Shell-Thick	DX47	CEDIMENTI	LinStatic	-50148.61	-6492.50
206	103	Shell-Thick	DX60	CEDIMENTI	LinStatic	-44247.97	-7402.89
207	734	Shell-Thick	DX337	CEDIMENTI	LinStatic	2470.52	-551.72
207	734	Shell-Thick	DX324	CEDIMENTI	LinStatic	211.90	-228.50
207	734	Shell-Thick	DX325	CEDIMENTI	LinStatic	355.75	-1117.42
207	734	Shell-Thick	DX338	CEDIMENTI	LinStatic	2088.73	-1440.63
208	104	Shell-Thick	DX62	CEDIMENTI	LinStatic	65313.27	-5579.06
208	104	Shell-Thick	DX49	CEDIMENTI	LinStatic	73159.69	-4249.92
208	104	Shell-Thick	DX50	CEDIMENTI	LinStatic	-81858.28	-2962.83
208	104	Shell-Thick	DX63	CEDIMENTI	LinStatic	-73957.90	-4291.98
209	863	Shell-Thick	DX101	CEDIMENTI	LinStatic	71091.15	1707.74
209	863	Shell-Thick	DX114	CEDIMENTI	LinStatic	63149.58	1595.25
209	863	Shell-Thick	SX114	CEDIMENTI	LinStatic	-63070.55	1677.23
209	863	Shell-Thick	SX101	CEDIMENTI	LinStatic	-71078.13	1789.73
211	105	Shell-Thick	DX42	CEDIMENTI	LinStatic	91978.46	-2734.13
211	105	Shell-Thick	DX29	CEDIMENTI	LinStatic	100624.13	-1228.66
211	105	Shell-Thick	DX30	CEDIMENTI	LinStatic	-87663.80	-2474.50
211	105	Shell-Thick	DX43	CEDIMENTI	LinStatic	-79599.23	-3979.96
212	735	Shell-Thick	DX323	CEDIMENTI	LinStatic	-25205.58	-9984.82
212	735	Shell-Thick	DX310	CEDIMENTI	LinStatic	-29452.40	8615.15
212	735	Shell-Thick	DX311	CEDIMENTI	LinStatic	-784.02	10347.70
212	735	Shell-Thick	DX324	CEDIMENTI	LinStatic	2399.85	-8252.26
213	106	Shell-Thick	DX45	CEDIMENTI	LinStatic	53402.76	-6158.70
213	106	Shell-Thick	DX32	CEDIMENTI	LinStatic	59210.15	-4893.08
213	106	Shell-Thick	DX33	CEDIMENTI	LinStatic	-63049.45	-5789.42
213	106	Shell-Thick	DX46	CEDIMENTI	LinStatic	-57529.69	-7055.04
214	107	Shell-Thick	DX46	CEDIMENTI	LinStatic	57351.15	-6994.70
214	107	Shell-Thick	DX33	CEDIMENTI	LinStatic	62918.88	-5829.23
214	107	Shell-Thick	DX34	CEDIMENTI	LinStatic	-58794.06	-4922.13
214	107	Shell-Thick	DX47	CEDIMENTI	LinStatic	-53063.98	-6087.60
215	736	Shell-Thick	DX324	CEDIMENTI	LinStatic	-1802.88	-123.96
215	736	Shell-Thick	DX311	CEDIMENTI	LinStatic	-1728.67	1794.93
215	736	Shell-Thick	DX312	CEDIMENTI	LinStatic	-1896.94	663.59
215	736	Shell-Thick	DX325	CEDIMENTI	LinStatic	-1765.47	-1255.31
216	108	Shell-Thick	DX49	CEDIMENTI	LinStatic	78146.66	-3758.18
216	108	Shell-Thick	DX36	CEDIMENTI	LinStatic	86007.47	-2236.01
216	108	Shell-Thick	DX37	CEDIMENTI	LinStatic	-94832.84	-1091.86
216	108	Shell-Thick	DX50	CEDIMENTI	LinStatic	-86187.55	-2614.04
217	864	Shell-Thick	DX73	CEDIMENTI	LinStatic	101680.49	478.38
217	864	Shell-Thick	DX86	CEDIMENTI	LinStatic	93047.36	1009.62
217	864	Shell-Thick	SX86	CEDIMENTI	LinStatic	-92929.02	1094.81
217	864	Shell-Thick	SX73	CEDIMENTI	LinStatic	-101780.73	563.57
218	865	Shell-Thick	DX86	CEDIMENTI	LinStatic	89630.63	1170.70
218	865	Shell-Thick	DX99	CEDIMENTI	LinStatic	80561.65	1531.60
218	865	Shell-Thick	SX99	CEDIMENTI	LinStatic	-80727.55	1436.75
218	865	Shell-Thick	SX86	CEDIMENTI	LinStatic	-89509.06	1075.85
219	109	Shell-Thick	DX29	CEDIMENTI	LinStatic	104903.43	-1577.73
219	109	Shell-Thick	DX16	CEDIMENTI	LinStatic	107927.30	-383.74
219	109	Shell-Thick	DX17	CEDIMENTI	LinStatic	-107197.42	-1321.10
219	109	Shell-Thick	DX30	CEDIMENTI	LinStatic	-92354.31	-2515.09
220	737	Shell-Thick	DX310	CEDIMENTI	LinStatic	-29575.36	8557.19
220	737	Shell-Thick	DX297	CEDIMENTI	LinStatic	-34747.05	-11200.65
220	737	Shell-Thick	DX298	CEDIMENTI	LinStatic	-45.04	-9109.84
220	737	Shell-Thick	DX311	CEDIMENTI	LinStatic	2583.48	10648.00
221	110	Shell-Thick	DX32	CEDIMENTI	LinStatic	62265.19	-4026.27
221	110	Shell-Thick	DX19	CEDIMENTI	LinStatic	72565.89	-3002.73
221	110	Shell-Thick	DX20	CEDIMENTI	LinStatic	-68824.01	-3804.44
221	110	Shell-Thick	DX33	CEDIMENTI	LinStatic	-66338.09	-4827.98
222	111	Shell-Thick	DX33	CEDIMENTI	LinStatic	66221.52	-4866.75
222	111	Shell-Thick	DX20	CEDIMENTI	LinStatic	68801.00	-3745.75
222	111	Shell-Thick	DX21	CEDIMENTI	LinStatic	-72071.14	-2946.09
222	111	Shell-Thick	DX34	CEDIMENTI	LinStatic	-61889.88	-4067.10
223	738	Shell-Thick	DX311	CEDIMENTI	LinStatic	1105.96	2028.53
223	738	Shell-Thick	DX298	CEDIMENTI	LinStatic	2961.76	-417.65
223	738	Shell-Thick	DX299	CEDIMENTI	LinStatic	2682.89	-1916.00
223	738	Shell-Thick	DX312	CEDIMENTI	LinStatic	1176.91	530.19
224	112	Shell-Thick	DX36	CEDIMENTI	LinStatic	90614.48	-2274.61
224	112	Shell-Thick	DX23	CEDIMENTI	LinStatic	106019.33	-1346.75
224	112	Shell-Thick	DX24	CEDIMENTI	LinStatic	-101268.72	-657.77
224	112	Shell-Thick	DX37	CEDIMENTI	LinStatic	-98933.98	-1585.63
225	866	Shell-Thick	DX99	CEDIMENTI	LinStatic	77117.49	1513.38
225	866	Shell-Thick	DX112	CEDIMENTI	LinStatic	68288.94	1917.79
225	866	Shell-Thick	SX112	CEDIMENTI	LinStatic	-68102.12	2040.37
225	866	Shell-Thick	SX99	CEDIMENTI	LinStatic	-77286.05	1635.97
228	739	Shell-Thick	DX297	CEDIMENTI	LinStatic	-34280.99	-10985.16
228	739	Shell-Thick	DX284	CEDIMENTI	LinStatic	-30558.50	8747.05
228	739	Shell-Thick	DX285	CEDIMENTI	LinStatic	-2054.20	10172.22

228	739	Shell-Thick	DX298	CEDIMENTI	LinStatic	-2446.99	-9559.99
231	740	Shell-Thick	DX298	CEDIMENTI	LinStatic	813.27	-891.96
231	740	Shell-Thick	DX285	CEDIMENTI	LinStatic	-4766.63	1042.99
231	740	Shell-Thick	DX286	CEDIMENTI	LinStatic	-4529.23	223.05
231	740	Shell-Thick	DX299	CEDIMENTI	LinStatic	367.71	-1711.91
233	867	Shell-Thick	DX71	CEDIMENTI	LinStatic	-101727.36	526.20
233	867	Shell-Thick	SX71	CEDIMENTI	LinStatic	101866.13	517.15
233	867	Shell-Thick	SX84	CEDIMENTI	LinStatic	93139.78	1050.37
233	867	Shell-Thick	DX84	CEDIMENTI	LinStatic	-92968.53	1059.43
234	741	Shell-Thick	DX284	CEDIMENTI	LinStatic	-36824.08	12254.89
234	741	Shell-Thick	DX271	CEDIMENTI	LinStatic	-32388.63	-12591.58
234	741	Shell-Thick	DX272	CEDIMENTI	LinStatic	4870.59	-12415.46
234	741	Shell-Thick	DX285	CEDIMENTI	LinStatic	253.51	12431.01
235	113	Shell-Thick	SX378	CEDIMENTI	LinStatic	-562.10	29.34
235	113	Shell-Thick	SX365	CEDIMENTI	LinStatic	556.53	492.07
235	113	Shell-Thick	SX366	CEDIMENTI	LinStatic	715.12	-363.17
235	113	Shell-Thick	SX379	CEDIMENTI	LinStatic	-538.97	-825.90
236	114	Shell-Thick	SX379	CEDIMENTI	LinStatic	-1526.94	-522.78
236	114	Shell-Thick	SX366	CEDIMENTI	LinStatic	-3316.13	-848.24
236	114	Shell-Thick	SX367	CEDIMENTI	LinStatic	37512.06	606.24
236	114	Shell-Thick	SX380	CEDIMENTI	LinStatic	47745.94	931.70
237	115	Shell-Thick	SX380	CEDIMENTI	LinStatic	-107495.11	2017.62
237	115	Shell-Thick	SX367	CEDIMENTI	LinStatic	-100969.25	2464.55
237	115	Shell-Thick	SX368	CEDIMENTI	LinStatic	21718.15	839.08
237	115	Shell-Thick	SX381	CEDIMENTI	LinStatic	19150.16	392.15
238	742	Shell-Thick	DX285	CEDIMENTI	LinStatic	-2272.55	1696.39
238	742	Shell-Thick	DX272	CEDIMENTI	LinStatic	6121.60	-1571.17
238	742	Shell-Thick	DX273	CEDIMENTI	LinStatic	5887.50	-2969.08
238	742	Shell-Thick	DX286	CEDIMENTI	LinStatic	-1648.05	298.47
239	116	Shell-Thick	SX383	CEDIMENTI	LinStatic	-17573.44	371.40
239	116	Shell-Thick	SX370	CEDIMENTI	LinStatic	-19628.96	986.79
239	116	Shell-Thick	SX371	CEDIMENTI	LinStatic	80658.75	2650.06
239	116	Shell-Thick	SX384	CEDIMENTI	LinStatic	86387.77	2034.67
240	117	Shell-Thick	SX384	CEDIMENTI	LinStatic	-86570.96	2091.08
240	117	Shell-Thick	SX371	CEDIMENTI	LinStatic	-80832.37	2587.23
240	117	Shell-Thick	SX372	CEDIMENTI	LinStatic	19831.56	916.26
240	117	Shell-Thick	SX385	CEDIMENTI	LinStatic	17776.32	420.10
241	743	Shell-Thick	DX271	CEDIMENTI	LinStatic	-31360.47	-13009.45
241	743	Shell-Thick	DX258	CEDIMENTI	LinStatic	-33122.68	13323.72
241	743	Shell-Thick	DX259	CEDIMENTI	LinStatic	-3349.86	14039.19
241	743	Shell-Thick	DX272	CEDIMENTI	LinStatic	1081.03	-12293.98
242	118	Shell-Thick	SX387	CEDIMENTI	LinStatic	-19436.51	336.07
242	118	Shell-Thick	SX374	CEDIMENTI	LinStatic	-21899.49	893.94
242	118	Shell-Thick	SX375	CEDIMENTI	LinStatic	98892.56	2465.09
242	118	Shell-Thick	SX388	CEDIMENTI	LinStatic	105314.50	1907.22
243	744	Shell-Thick	DX272	CEDIMENTI	LinStatic	3063.91	-2842.20
243	744	Shell-Thick	DX259	CEDIMENTI	LinStatic	-9447.00	4244.49
243	744	Shell-Thick	DX260	CEDIMENTI	LinStatic	-8926.80	5085.20
243	744	Shell-Thick	DX273	CEDIMENTI	LinStatic	2029.13	-2001.49
244	745	Shell-Thick	DX258	CEDIMENTI	LinStatic	-33632.07	13391.42
244	745	Shell-Thick	DX245	CEDIMENTI	LinStatic	-37072.92	-14608.32
244	745	Shell-Thick	DX246	CEDIMENTI	LinStatic	4005.54	-13731.91
244	745	Shell-Thick	DX259	CEDIMENTI	LinStatic	1470.85	14267.83
245	119	Shell-Thick	SX365	CEDIMENTI	LinStatic	304.45	262.24
245	119	Shell-Thick	SX352	CEDIMENTI	LinStatic	-496.43	124.58
245	119	Shell-Thick	SX353	CEDIMENTI	LinStatic	-410.73	-194.35
245	119	Shell-Thick	SX366	CEDIMENTI	LinStatic	560.19	-56.69
246	120	Shell-Thick	SX366	CEDIMENTI	LinStatic	-2252.69	-387.11
246	120	Shell-Thick	SX353	CEDIMENTI	LinStatic	-2245.31	-22.45
246	120	Shell-Thick	SX354	CEDIMENTI	LinStatic	32820.25	711.88
246	120	Shell-Thick	SX367	CEDIMENTI	LinStatic	36070.16	347.22
247	121	Shell-Thick	SX367	CEDIMENTI	LinStatic	-100515.51	2239.70
247	121	Shell-Thick	SX354	CEDIMENTI	LinStatic	-94352.94	2442.93
247	121	Shell-Thick	SX355	CEDIMENTI	LinStatic	22540.28	1936.70
247	121	Shell-Thick	SX368	CEDIMENTI	LinStatic	21024.82	1733.47
248	746	Shell-Thick	DX259	CEDIMENTI	LinStatic	-5525.24	6058.87
248	746	Shell-Thick	DX246	CEDIMENTI	LinStatic	13913.12	-5372.84
248	746	Shell-Thick	DX247	CEDIMENTI	LinStatic	12718.70	-7932.39
248	746	Shell-Thick	DX260	CEDIMENTI	LinStatic	-3814.82	3499.32
249	122	Shell-Thick	SX370	CEDIMENTI	LinStatic	-19193.62	1952.87
249	122	Shell-Thick	SX357	CEDIMENTI	LinStatic	-20301.47	2165.48
249	122	Shell-Thick	SX358	CEDIMENTI	LinStatic	74648.90	2809.44
249	122	Shell-Thick	SX371	CEDIMENTI	LinStatic	80055.60	2596.83
250	123	Shell-Thick	SX371	CEDIMENTI	LinStatic	-80212.50	2529.78
250	123	Shell-Thick	SX358	CEDIMENTI	LinStatic	-74814.36	2871.19
250	123	Shell-Thick	SX359	CEDIMENTI	LinStatic	20430.11	2225.84
250	123	Shell-Thick	SX372	CEDIMENTI	LinStatic	19323.33	1884.42
251	747	Shell-Thick	DX245	CEDIMENTI	LinStatic	-35783.89	-14555.65
251	747	Shell-Thick	DX232	CEDIMENTI	LinStatic	-30169.90	14519.92
251	747	Shell-Thick	DX233	CEDIMENTI	LinStatic	-5250.30	15441.56
251	747	Shell-Thick	DX246	CEDIMENTI	LinStatic	-495.51	-13634.01



Autorità Portuale di Taranto
Interventi per il dragaggio di 2,3 M³ di sedimenti in area Molo Polisettoriale e per la realizzazione di un primo lotto della cassa di colmata funzionale all'ampliamento del V Sporgente del Porto di Taranto

Allegati alla relazione di calcolo strutturale allineamento "BC"

Data 05/2016
Rev. B
c.d.c.: C296A
514B

252	124	Shell-Thick	SX374	CEDIMENTI	LinStatic	-21239.89	1801.51
252	124	Shell-Thick	SX361	CEDIMENTI	LinStatic	-22613.62	1895.80
252	124	Shell-Thick	SX362	CEDIMENTI	LinStatic	92456.88	2323.57
252	124	Shell-Thick	SX375	CEDIMENTI	LinStatic	98491.59	2229.28
253	748	Shell-Thick	DX246	CEDIMENTI	LinStatic	10442.65	-7761.63
253	748	Shell-Thick	DX233	CEDIMENTI	LinStatic	-20389.39	9031.23
253	748	Shell-Thick	DX234	CEDIMENTI	LinStatic	-18680.97	11061.76
253	748	Shell-Thick	DX247	CEDIMENTI	LinStatic	7528.44	-5731.11
254	749	Shell-Thick	DX232	CEDIMENTI	LinStatic	-29836.49	14045.04
254	749	Shell-Thick	DX219	CEDIMENTI	LinStatic	-41023.30	-15984.49
254	749	Shell-Thick	DX220	CEDIMENTI	LinStatic	-5820.64	-13768.79
254	749	Shell-Thick	DX233	CEDIMENTI	LinStatic	-1392.48	16260.74
255	125	Shell-Thick	SX352	CEDIMENTI	LinStatic	-621.83	426.13
255	125	Shell-Thick	SX339	CEDIMENTI	LinStatic	748.18	1121.57
255	125	Shell-Thick	SX340	CEDIMENTI	LinStatic	877.07	157.39
255	125	Shell-Thick	SX353	CEDIMENTI	LinStatic	-655.21	-538.05
256	126	Shell-Thick	SX353	CEDIMENTI	LinStatic	-2051.05	-51.44
256	126	Shell-Thick	SX340	CEDIMENTI	LinStatic	-562.17	-486.67
256	126	Shell-Thick	SX341	CEDIMENTI	LinStatic	32617.38	473.44
256	126	Shell-Thick	SX354	CEDIMENTI	LinStatic	32217.20	908.67
257	127	Shell-Thick	SX354	CEDIMENTI	LinStatic	-93743.05	2622.22
257	127	Shell-Thick	SX341	CEDIMENTI	LinStatic	-87971.83	2963.95
257	127	Shell-Thick	SX342	CEDIMENTI	LinStatic	22291.43	2676.38
257	127	Shell-Thick	SX355	CEDIMENTI	LinStatic	21647.36	2334.65
258	750	Shell-Thick	DX233	CEDIMENTI	LinStatic	-16299.72	12998.14
258	750	Shell-Thick	DX220	CEDIMENTI	LinStatic	27920.53	-10562.23
258	750	Shell-Thick	DX221	CEDIMENTI	LinStatic	24561.42	-16063.45
258	750	Shell-Thick	DX234	CEDIMENTI	LinStatic	-12253.92	7496.93
259	128	Shell-Thick	SX357	CEDIMENTI	LinStatic	-19547.35	2688.68
259	128	Shell-Thick	SX344	CEDIMENTI	LinStatic	-19804.91	3229.84
259	128	Shell-Thick	SX345	CEDIMENTI	LinStatic	68994.72	3623.09
259	128	Shell-Thick	SX358	CEDIMENTI	LinStatic	73945.56	3081.93
260	129	Shell-Thick	SX358	CEDIMENTI	LinStatic	-74133.21	3150.26
260	129	Shell-Thick	SX345	CEDIMENTI	LinStatic	-69158.05	3545.91
260	129	Shell-Thick	SX346	CEDIMENTI	LinStatic	20011.97	3141.44
260	129	Shell-Thick	SX359	CEDIMENTI	LinStatic	19750.81	2745.80
261	751	Shell-Thick	DX219	CEDIMENTI	LinStatic	-34949.23	-12045.51
261	751	Shell-Thick	DX206	CEDIMENTI	LinStatic	50966.37	6167.43
261	751	Shell-Thick	DX207	CEDIMENTI	LinStatic	27740.40	973.66
261	751	Shell-Thick	DX220	CEDIMENTI	LinStatic	-15020.45	-17239.28
262	130	Shell-Thick	SX361	CEDIMENTI	LinStatic	-21685.86	2217.31
262	130	Shell-Thick	SX348	CEDIMENTI	LinStatic	-22459.82	2697.35
262	130	Shell-Thick	SX349	CEDIMENTI	LinStatic	85862.51	3060.70
262	130	Shell-Thick	SX362	CEDIMENTI	LinStatic	91776.54	2580.67
263	752	Shell-Thick	DX220	CEDIMENTI	LinStatic	24810.72	-15361.54
263	752	Shell-Thick	DX207	CEDIMENTI	LinStatic	-31155.62	-1540.32
263	752	Shell-Thick	DX208	CEDIMENTI	LinStatic	-25883.94	2124.74
263	752	Shell-Thick	DX221	CEDIMENTI	LinStatic	19210.93	-11696.48
264	753	Shell-Thick	DX206	CEDIMENTI	LinStatic	50484.65	-1105.67
264	753	Shell-Thick	DX193	CEDIMENTI	LinStatic	-35977.25	5006.94
264	753	Shell-Thick	DX194	CEDIMENTI	LinStatic	-11968.90	13332.84
264	753	Shell-Thick	DX207	CEDIMENTI	LinStatic	28916.33	7220.24
265	131	Shell-Thick	SX339	CEDIMENTI	LinStatic	516.05	946.74
265	131	Shell-Thick	SX326	CEDIMENTI	LinStatic	-865.77	-106.21
265	131	Shell-Thick	SX327	CEDIMENTI	LinStatic	-902.66	-683.11
265	131	Shell-Thick	SX340	CEDIMENTI	LinStatic	805.85	369.84
266	132	Shell-Thick	SX340	CEDIMENTI	LinStatic	-480.12	-355.66
266	132	Shell-Thick	SX327	CEDIMENTI	LinStatic	1185.98	-124.38
266	132	Shell-Thick	SX328	CEDIMENTI	LinStatic	33606.14	738.32
266	132	Shell-Thick	SX341	CEDIMENTI	LinStatic	32331.42	507.04
267	133	Shell-Thick	SX341	CEDIMENTI	LinStatic	-87277.13	2926.06
267	133	Shell-Thick	SX328	CEDIMENTI	LinStatic	-81615.63	3117.80
267	133	Shell-Thick	SX329	CEDIMENTI	LinStatic	21740.12	3442.99
267	133	Shell-Thick	SX342	CEDIMENTI	LinStatic	21480.50	3251.26
268	754	Shell-Thick	DX207	CEDIMENTI	LinStatic	-30447.71	3858.85
268	754	Shell-Thick	DX194	CEDIMENTI	LinStatic	25116.02	16393.25
268	754	Shell-Thick	DX195	CEDIMENTI	LinStatic	19424.26	9766.94
268	754	Shell-Thick	DX208	CEDIMENTI	LinStatic	-25038.33	-2767.45
269	134	Shell-Thick	SX344	CEDIMENTI	LinStatic	-19241.56	3906.58
269	134	Shell-Thick	SX331	CEDIMENTI	LinStatic	-19034.08	4043.68
269	134	Shell-Thick	SX332	CEDIMENTI	LinStatic	63513.27	3833.77
269	134	Shell-Thick	SX345	CEDIMENTI	LinStatic	68259.64	3696.67
270	135	Shell-Thick	SX345	CEDIMENTI	LinStatic	-68405.10	3609.04
270	135	Shell-Thick	SX332	CEDIMENTI	LinStatic	-63682.95	3916.78
270	135	Shell-Thick	SX333	CEDIMENTI	LinStatic	19133.86	4131.83
270	135	Shell-Thick	SX346	CEDIMENTI	LinStatic	19351.24	3824.10
271	755	Shell-Thick	DX193	CEDIMENTI	LinStatic	-42972.67	8854.37
271	755	Shell-Thick	DX180	CEDIMENTI	LinStatic	-43648.66	-8356.82
271	755	Shell-Thick	DX181	CEDIMENTI	LinStatic	-7088.46	-6808.53
271	755	Shell-Thick	DX194	CEDIMENTI	LinStatic	-3592.73	10402.65
272	136	Shell-Thick	SX348	CEDIMENTI	LinStatic	-21702.30	3378.89

272	136	Shell-Thick	SX335	CEDIMENTI	LinStatic	-21713.37	3406.71
272	136	Shell-Thick	SX336	CEDIMENTI	LinStatic	79787.80	2944.89
272	136	Shell-Thick	SX349	CEDIMENTI	LinStatic	85233.10	2917.08
273	756	Shell-Thick	DX194	CEDIMENTI	LinStatic	26622.05	11917.96
273	756	Shell-Thick	DX181	CEDIMENTI	LinStatic	-12646.78	-8917.80
273	756	Shell-Thick	DX182	CEDIMENTI	LinStatic	-9447.34	-6843.48
273	756	Shell-Thick	DX195	CEDIMENTI	LinStatic	22494.08	13992.27
274	757	Shell-Thick	DX180	CEDIMENTI	LinStatic	-49308.74	-8712.60
274	757	Shell-Thick	DX167	CEDIMENTI	LinStatic	-37977.02	6251.39
274	757	Shell-Thick	DX168	CEDIMENTI	LinStatic	332.35	4362.99
274	757	Shell-Thick	DX181	CEDIMENTI	LinStatic	-11619.29	-10601.00
275	137	Shell-Thick	SX326	CEDIMENTI	LinStatic	-1077.91	200.49
275	137	Shell-Thick	SX313	CEDIMENTI	LinStatic	460.45	-479.20
275	137	Shell-Thick	SX314	CEDIMENTI	LinStatic	756.15	-1724.36
275	137	Shell-Thick	SX327	CEDIMENTI	LinStatic	-1196.31	-1044.68
276	138	Shell-Thick	SX327	CEDIMENTI	LinStatic	1456.98	-660.19
276	138	Shell-Thick	SX314	CEDIMENTI	LinStatic	-3744.52	-2331.29
276	138	Shell-Thick	SX315	CEDIMENTI	LinStatic	22568.49	-173.04
276	138	Shell-Thick	SX328	CEDIMENTI	LinStatic	32885.09	1498.06
277	139	Shell-Thick	SX328	CEDIMENTI	LinStatic	-80895.37	3207.08
277	139	Shell-Thick	SX315	CEDIMENTI	LinStatic	-75628.52	3484.29
277	139	Shell-Thick	SX316	CEDIMENTI	LinStatic	20437.94	4142.52
277	139	Shell-Thick	SX329	CEDIMENTI	LinStatic	20784.75	3865.31
278	758	Shell-Thick	DX181	CEDIMENTI	LinStatic	-16264.36	-8960.53
278	758	Shell-Thick	DX168	CEDIMENTI	LinStatic	8289.23	3369.21
278	758	Shell-Thick	DX169	CEDIMENTI	LinStatic	6186.29	1892.24
278	758	Shell-Thick	DX182	CEDIMENTI	LinStatic	-14654.42	-10437.50
279	140	Shell-Thick	SX331	CEDIMENTI	LinStatic	-18188.93	4510.05
279	140	Shell-Thick	SX318	CEDIMENTI	LinStatic	-17421.44	5005.61
279	140	Shell-Thick	SX319	CEDIMENTI	LinStatic	58385.46	4520.00
279	140	Shell-Thick	SX332	CEDIMENTI	LinStatic	62723.60	4024.44
280	141	Shell-Thick	SX332	CEDIMENTI	LinStatic	-62915.91	4120.80
280	141	Shell-Thick	SX319	CEDIMENTI	LinStatic	-58543.71	4414.20
280	141	Shell-Thick	SX320	CEDIMENTI	LinStatic	17630.72	4885.45
280	141	Shell-Thick	SX333	CEDIMENTI	LinStatic	18397.64	4592.05
281	759	Shell-Thick	DX167	CEDIMENTI	LinStatic	-33387.75	7454.32
281	759	Shell-Thick	DX154	CEDIMENTI	LinStatic	-15189.40	-7227.68
281	759	Shell-Thick	DX155	CEDIMENTI	LinStatic	3744.86	-10799.15
281	759	Shell-Thick	DX168	CEDIMENTI	LinStatic	1032.24	3882.84
282	142	Shell-Thick	SX335	CEDIMENTI	LinStatic	-20680.92	3674.46
282	142	Shell-Thick	SX322	CEDIMENTI	LinStatic	-20614.06	4161.66
282	142	Shell-Thick	SX323	CEDIMENTI	LinStatic	73407.31	3675.07
282	142	Shell-Thick	SX336	CEDIMENTI	LinStatic	78984.62	3187.88
283	760	Shell-Thick	DX168	CEDIMENTI	LinStatic	12076.00	611.06
283	760	Shell-Thick	DX155	CEDIMENTI	LinStatic	-6514.68	-7145.98
283	760	Shell-Thick	DX156	CEDIMENTI	LinStatic	-4977.35	-3170.12
283	760	Shell-Thick	DX169	CEDIMENTI	LinStatic	11058.48	4586.92
284	761	Shell-Thick	DX154	CEDIMENTI	LinStatic	-9846.83	-7696.84
284	761	Shell-Thick	DX141	CEDIMENTI	LinStatic	-1488.88	7227.46
284	761	Shell-Thick	DX142	CEDIMENTI	LinStatic	3173.65	5320.36
284	761	Shell-Thick	DX155	CEDIMENTI	LinStatic	-1572.65	-9603.93
285	143	Shell-Thick	SX313	CEDIMENTI	LinStatic	819.40	-577.49
285	143	Shell-Thick	SX300	CEDIMENTI	LinStatic	454.49	2007.56
285	143	Shell-Thick	SX301	CEDIMENTI	LinStatic	398.89	1020.65
285	143	Shell-Thick	SX314	CEDIMENTI	LinStatic	925.12	-1564.39
286	144	Shell-Thick	SX314	CEDIMENTI	LinStatic	-3149.78	-1757.63
286	144	Shell-Thick	SX301	CEDIMENTI	LinStatic	-857.47	1019.36
286	144	Shell-Thick	SX302	CEDIMENTI	LinStatic	25451.04	2122.38
286	144	Shell-Thick	SX315	CEDIMENTI	LinStatic	21980.38	-654.62
287	145	Shell-Thick	SX315	CEDIMENTI	LinStatic	-74877.08	3558.43
287	145	Shell-Thick	SX302	CEDIMENTI	LinStatic	-69668.63	3731.45
287	145	Shell-Thick	SX303	CEDIMENTI	LinStatic	19002.19	4666.14
287	145	Shell-Thick	SX316	CEDIMENTI	LinStatic	19557.77	4493.12
288	762	Shell-Thick	DX155	CEDIMENTI	LinStatic	-7309.83	-4869.10
288	762	Shell-Thick	DX142	CEDIMENTI	LinStatic	2733.09	1199.86
288	762	Shell-Thick	DX143	CEDIMENTI	LinStatic	1955.87	994.98
288	762	Shell-Thick	DX156	CEDIMENTI	LinStatic	-6603.21	-5073.99
289	146	Shell-Thick	SX318	CEDIMENTI	LinStatic	-16814.59	5472.33
289	146	Shell-Thick	SX305	CEDIMENTI	LinStatic	-15753.84	5521.25
289	146	Shell-Thick	SX306	CEDIMENTI	LinStatic	53346.65	4716.76
289	146	Shell-Thick	SX319	CEDIMENTI	LinStatic	57589.78	4667.84
290	147	Shell-Thick	SX319	CEDIMENTI	LinStatic	-57726.72	4546.53
290	147	Shell-Thick	SX306	CEDIMENTI	LinStatic	-53530.67	4838.58
290	147	Shell-Thick	SX307	CEDIMENTI	LinStatic	15798.22	5653.20
290	147	Shell-Thick	SX320	CEDIMENTI	LinStatic	16882.72	5361.15
291	763	Shell-Thick	DX141	CEDIMENTI	LinStatic	697.72	6891.68
291	763	Shell-Thick	DX128	CEDIMENTI	LinStatic	-923.12	-6215.10
291	763	Shell-Thick	DX129	CEDIMENTI	LinStatic	-649.47	-7851.97
291	763	Shell-Thick	DX142	CEDIMENTI	LinStatic	4589.43	5254.80
292	148	Shell-Thick	SX322	CEDIMENTI	LinStatic	-19841.07	4699.90
292	148	Shell-Thick	SX309	CEDIMENTI	LinStatic	-18915.09	4613.44

292	148	Shell-Thick	SX310	CEDIMENTI	LinStatic	67821.58	3481.54
292	148	Shell-Thick	SX323	CEDIMENTI	LinStatic	72721.44	3568.01
293	764	Shell-Thick	DX142	CEDIMENTI	LinStatic	5476.84	-175.06
293	764	Shell-Thick	DX129	CEDIMENTI	LinStatic	-2495.89	-2327.34
293	764	Shell-Thick	DX130	CEDIMENTI	LinStatic	-1922.02	41.02
293	764	Shell-Thick	DX143	CEDIMENTI	LinStatic	5094.87	2193.29
294	765	Shell-Thick	DX128	CEDIMENTI	LinStatic	1228.61	-5989.10
294	765	Shell-Thick	DX115	CEDIMENTI	LinStatic	4022.26	6028.69
294	765	Shell-Thick	DX116	CEDIMENTI	LinStatic	-2140.19	4286.09
294	765	Shell-Thick	DX129	CEDIMENTI	LinStatic	-3021.72	-7731.70
295	149	Shell-Thick	SX300	CEDIMENTI	LinStatic	-341.02	2053.06
295	149	Shell-Thick	SX287	CEDIMENTI	LinStatic	-1045.21	-405.05
295	149	Shell-Thick	SX288	CEDIMENTI	LinStatic	-1042.44	-1581.37
295	149	Shell-Thick	SX301	CEDIMENTI	LinStatic	-87.54	876.74
296	150	Shell-Thick	SX301	CEDIMENTI	LinStatic	-1769.65	997.96
296	150	Shell-Thick	SX288	CEDIMENTI	LinStatic	1877.26	-1917.69
296	150	Shell-Thick	SX289	CEDIMENTI	LinStatic	32197.48	-705.52
296	150	Shell-Thick	SX302	CEDIMENTI	LinStatic	25822.29	2210.14
297	151	Shell-Thick	SX302	CEDIMENTI	LinStatic	-68809.59	3767.71
297	151	Shell-Thick	SX289	CEDIMENTI	LinStatic	-63880.39	4067.63
297	151	Shell-Thick	SX290	CEDIMENTI	LinStatic	16984.24	5397.47
297	151	Shell-Thick	SX303	CEDIMENTI	LinStatic	17999.88	5097.55
298	766	Shell-Thick	DX129	CEDIMENTI	LinStatic	-3360.75	-1407.77
298	766	Shell-Thick	DX116	CEDIMENTI	LinStatic	1232.95	-1566.57
298	766	Shell-Thick	DX117	CEDIMENTI	LinStatic	906.58	-907.31
298	766	Shell-Thick	DX130	CEDIMENTI	LinStatic	-2951.50	-748.51
299	152	Shell-Thick	SX305	CEDIMENTI	LinStatic	-14840.11	6003.92
299	152	Shell-Thick	SX292	CEDIMENTI	LinStatic	-13174.13	6511.17
299	152	Shell-Thick	SX293	CEDIMENTI	LinStatic	48707.21	5250.66
299	152	Shell-Thick	SX306	CEDIMENTI	LinStatic	52501.65	4743.42
300	153	Shell-Thick	SX306	CEDIMENTI	LinStatic	-52704.33	4883.56
300	153	Shell-Thick	SX293	CEDIMENTI	LinStatic	-48877.47	5106.37
300	153	Shell-Thick	SX294	CEDIMENTI	LinStatic	13363.61	6354.97
300	153	Shell-Thick	SX307	CEDIMENTI	LinStatic	15049.71	6132.16
301	767	Shell-Thick	DX115	CEDIMENTI	LinStatic	6623.05	6671.98
301	767	Shell-Thick	DX102	CEDIMENTI	LinStatic	20275.92	-5582.84
301	767	Shell-Thick	DX103	CEDIMENTI	LinStatic	3787.90	-8639.35
301	767	Shell-Thick	DX116	CEDIMENTI	LinStatic	-1784.64	3615.47
302	154	Shell-Thick	SX309	CEDIMENTI	LinStatic	-17762.97	4859.90
302	154	Shell-Thick	SX296	CEDIMENTI	LinStatic	-17045.39	5487.24
302	154	Shell-Thick	SX297	CEDIMENTI	LinStatic	61585.93	4335.42
302	154	Shell-Thick	SX310	CEDIMENTI	LinStatic	66862.61	3708.08
303	768	Shell-Thick	DX116	CEDIMENTI	LinStatic	3541.23	-2243.86
303	768	Shell-Thick	DX103	CEDIMENTI	LinStatic	-1371.64	-2678.96
303	768	Shell-Thick	DX104	CEDIMENTI	LinStatic	-905.11	-727.52
303	768	Shell-Thick	DX117	CEDIMENTI	LinStatic	3194.79	-292.42
304	769	Shell-Thick	DX102	CEDIMENTI	LinStatic	23275.42	-6100.74
304	769	Shell-Thick	DX89	CEDIMENTI	LinStatic	24476.93	6927.70
304	769	Shell-Thick	DX90	CEDIMENTI	LinStatic	-903.35	4951.36
304	769	Shell-Thick	DX103	CEDIMENTI	LinStatic	151.38	-8077.08
305	155	Shell-Thick	SX287	CEDIMENTI	LinStatic	-479.40	-158.00
305	155	Shell-Thick	SX274	CEDIMENTI	LinStatic	1004.49	641.52
305	155	Shell-Thick	SX275	CEDIMENTI	LinStatic	1094.35	-791.23
305	155	Shell-Thick	SX288	CEDIMENTI	LinStatic	-809.69	-1590.76
306	156	Shell-Thick	SX288	CEDIMENTI	LinStatic	2232.94	-2137.15
306	156	Shell-Thick	SX275	CEDIMENTI	LinStatic	-453.34	-446.17
306	156	Shell-Thick	SX276	CEDIMENTI	LinStatic	25486.48	1688.82
306	156	Shell-Thick	SX289	CEDIMENTI	LinStatic	31873.09	-2.16
307	157	Shell-Thick	SX289	CEDIMENTI	LinStatic	-63110.01	4182.29
307	157	Shell-Thick	SX276	CEDIMENTI	LinStatic	-58558.25	4037.53
307	157	Shell-Thick	SX277	CEDIMENTI	LinStatic	14400.91	5704.77
307	157	Shell-Thick	SX290	CEDIMENTI	LinStatic	16051.94	5849.54
308	770	Shell-Thick	DX103	CEDIMENTI	LinStatic	-2446.58	-2276.82
308	770	Shell-Thick	DX90	CEDIMENTI	LinStatic	-234.31	-443.94
308	770	Shell-Thick	DX91	CEDIMENTI	LinStatic	-321.97	768.82
308	770	Shell-Thick	DX104	CEDIMENTI	LinStatic	-2139.00	-1064.07
309	158	Shell-Thick	SX292	CEDIMENTI	LinStatic	-12515.32	7002.12
309	158	Shell-Thick	SX279	CEDIMENTI	LinStatic	-10567.27	6653.55
309	158	Shell-Thick	SX280	CEDIMENTI	LinStatic	43954.73	5221.12
309	158	Shell-Thick	SX293	CEDIMENTI	LinStatic	47845.10	5569.69
310	159	Shell-Thick	SX293	CEDIMENTI	LinStatic	-47985.77	5407.48
310	159	Shell-Thick	SX280	CEDIMENTI	LinStatic	-44170.20	5399.95
310	159	Shell-Thick	SX281	CEDIMENTI	LinStatic	10519.59	6848.60
310	159	Shell-Thick	SX294	CEDIMENTI	LinStatic	12506.45	6856.12
311	771	Shell-Thick	DX89	CEDIMENTI	LinStatic	26206.45	7040.03
311	771	Shell-Thick	DX76	CEDIMENTI	LinStatic	26153.47	-5127.35
311	771	Shell-Thick	DX77	CEDIMENTI	LinStatic	-4380.47	-7429.01
311	771	Shell-Thick	DX90	CEDIMENTI	LinStatic	100.50	4738.37
312	160	Shell-Thick	SX296	CEDIMENTI	LinStatic	-16291.93	6133.13
312	160	Shell-Thick	SX283	CEDIMENTI	LinStatic	-14258.79	5616.97
312	160	Shell-Thick	SX284	CEDIMENTI	LinStatic	56598.74	3764.32

312	160	Shell-Thick	SX297	CEDIMENTI	LinStatic	60878.86	4280.48
313	772	Shell-Thick	DX90	CEDIMENTI	LinStatic	1983.49	-896.79
313	772	Shell-Thick	DX77	CEDIMENTI	LinStatic	59.51	-1646.74
313	772	Shell-Thick	DX78	CEDIMENTI	LinStatic	88.22	428.11
313	772	Shell-Thick	DX91	CEDIMENTI	LinStatic	1951.15	1178.06
314	773	Shell-Thick	DX76	CEDIMENTI	LinStatic	30549.14	-3850.04
314	773	Shell-Thick	DX63	CEDIMENTI	LinStatic	56507.64	5753.17
314	773	Shell-Thick	DX64	CEDIMENTI	LinStatic	3108.51	1180.30
314	773	Shell-Thick	DX77	CEDIMENTI	LinStatic	-9528.34	-8422.91
315	161	Shell-Thick	SX274	CEDIMENTI	LinStatic	754.01	-108.02
315	161	Shell-Thick	SX261	CEDIMENTI	LinStatic	-718.98	-82.21
315	161	Shell-Thick	SX262	CEDIMENTI	LinStatic	-864.60	-419.29
315	161	Shell-Thick	SX275	CEDIMENTI	LinStatic	897.36	-445.10
316	162	Shell-Thick	SX275	CEDIMENTI	LinStatic	97.41	-50.28
316	162	Shell-Thick	SX262	CEDIMENTI	LinStatic	-1603.46	-966.26
316	162	Shell-Thick	SX263	CEDIMENTI	LinStatic	27095.40	-29.30
316	162	Shell-Thick	SX276	CEDIMENTI	LinStatic	30562.55	886.68
317	163	Shell-Thick	SX276	CEDIMENTI	LinStatic	-72168.61	3656.31
317	163	Shell-Thick	SX263	CEDIMENTI	LinStatic	-65374.74	3773.43
317	163	Shell-Thick	SX264	CEDIMENTI	LinStatic	19383.45	4259.85
317	163	Shell-Thick	SX277	CEDIMENTI	LinStatic	16849.07	4142.73
318	774	Shell-Thick	DX77	CEDIMENTI	LinStatic	-931.19	-1388.50
318	774	Shell-Thick	DX64	CEDIMENTI	LinStatic	599.31	-5410.43
318	774	Shell-Thick	DX65	CEDIMENTI	LinStatic	841.93	-3788.36
318	774	Shell-Thick	DX78	CEDIMENTI	LinStatic	-774.47	233.57
319	164	Shell-Thick	SX279	CEDIMENTI	LinStatic	-11998.64	4957.26
319	164	Shell-Thick	SX266	CEDIMENTI	LinStatic	-13568.00	5323.30
319	164	Shell-Thick	SX267	CEDIMENTI	LinStatic	48284.70	5020.15
319	164	Shell-Thick	SX280	CEDIMENTI	LinStatic	53913.93	4654.11
320	165	Shell-Thick	SX280	CEDIMENTI	LinStatic	-54180.38	4891.72
320	165	Shell-Thick	SX267	CEDIMENTI	LinStatic	-48536.53	4795.74
320	165	Shell-Thick	SX268	CEDIMENTI	LinStatic	13786.22	5106.54
320	165	Shell-Thick	SX281	CEDIMENTI	LinStatic	12255.88	5202.51
321	775	Shell-Thick	DX63	CEDIMENTI	LinStatic	62406.50	5478.80
321	775	Shell-Thick	DX50	CEDIMENTI	LinStatic	78792.95	-2424.88
321	775	Shell-Thick	DX51	CEDIMENTI	LinStatic	2352.57	-6916.84
321	775	Shell-Thick	DX64	CEDIMENTI	LinStatic	-881.90	986.83
322	166	Shell-Thick	SX283	CEDIMENTI	LinStatic	-16362.49	3810.00
322	166	Shell-Thick	SX270	CEDIMENTI	LinStatic	-19273.11	4519.79
322	166	Shell-Thick	SX271	CEDIMENTI	LinStatic	62344.62	4249.81
322	166	Shell-Thick	SX284	CEDIMENTI	LinStatic	69572.07	3540.02
323	776	Shell-Thick	DX64	CEDIMENTI	LinStatic	2209.79	-6298.57
323	776	Shell-Thick	DX51	CEDIMENTI	LinStatic	-3349.77	720.51
323	776	Shell-Thick	DX52	CEDIMENTI	LinStatic	-2996.95	3934.96
323	776	Shell-Thick	DX65	CEDIMENTI	LinStatic	1794.08	-3084.13
324	777	Shell-Thick	DX50	CEDIMENTI	LinStatic	84866.48	-3086.21
324	777	Shell-Thick	DX37	CEDIMENTI	LinStatic	84456.33	6831.24
324	777	Shell-Thick	DX38	CEDIMENTI	LinStatic	-17034.71	3988.34
324	777	Shell-Thick	DX51	CEDIMENTI	LinStatic	-4249.09	-5929.11
325	167	Shell-Thick	SX261	CEDIMENTI	LinStatic	-1020.95	134.34
325	167	Shell-Thick	SX248	CEDIMENTI	LinStatic	1280.06	1033.47
325	167	Shell-Thick	SX249	CEDIMENTI	LinStatic	1546.95	510.62
325	167	Shell-Thick	SX262	CEDIMENTI	LinStatic	-1033.43	-388.52
326	168	Shell-Thick	SX262	CEDIMENTI	LinStatic	-1229.51	-525.22
326	168	Shell-Thick	SX249	CEDIMENTI	LinStatic	-838.61	556.00
326	168	Shell-Thick	SX250	CEDIMENTI	LinStatic	24968.35	1040.64
326	168	Shell-Thick	SX263	CEDIMENTI	LinStatic	26314.02	-40.58
327	169	Shell-Thick	SX263	CEDIMENTI	LinStatic	-64609.32	3834.08
327	169	Shell-Thick	SX250	CEDIMENTI	LinStatic	-58000.95	4060.56
327	169	Shell-Thick	SX251	CEDIMENTI	LinStatic	20573.45	5064.77
327	169	Shell-Thick	SX264	CEDIMENTI	LinStatic	18361.71	4838.29
328	778	Shell-Thick	DX51	CEDIMENTI	LinStatic	-4121.03	1701.02
328	778	Shell-Thick	DX38	CEDIMENTI	LinStatic	5446.12	-2987.74
328	778	Shell-Thick	DX39	CEDIMENTI	LinStatic	4580.75	-1386.72
328	778	Shell-Thick	DX52	CEDIMENTI	LinStatic	-3404.44	3302.05
329	170	Shell-Thick	SX266	CEDIMENTI	LinStatic	-12976.10	5879.76
329	170	Shell-Thick	SX253	CEDIMENTI	LinStatic	-14502.42	5800.70
329	170	Shell-Thick	SX254	CEDIMENTI	LinStatic	41421.07	5238.62
329	170	Shell-Thick	SX267	CEDIMENTI	LinStatic	47370.12	5317.67
330	171	Shell-Thick	SX267	CEDIMENTI	LinStatic	-47578.90	5089.38
330	171	Shell-Thick	SX254	CEDIMENTI	LinStatic	-41666.70	5504.85
330	171	Shell-Thick	SX255	CEDIMENTI	LinStatic	14428.10	6075.77
330	171	Shell-Thick	SX268	CEDIMENTI	LinStatic	12894.71	5660.30
331	779	Shell-Thick	DX37	CEDIMENTI	LinStatic	95461.38	11270.64
331	779	Shell-Thick	DX24	CEDIMENTI	LinStatic	199854.77	-8648.11
331	779	Shell-Thick	DX25	CEDIMENTI	LinStatic	44209.20	-21925.98
331	779	Shell-Thick	DX38	CEDIMENTI	LinStatic	-24372.22	-2007.23
332	172	Shell-Thick	SX270	CEDIMENTI	LinStatic	-18593.67	5386.47
332	172	Shell-Thick	SX257	CEDIMENTI	LinStatic	-20243.80	4954.87
332	172	Shell-Thick	SX258	CEDIMENTI	LinStatic	55473.28	3639.61
332	172	Shell-Thick	SX271	CEDIMENTI	LinStatic	61669.69	4071.21

333	780	Shell-Thick	DX38	CEDIMENTI	LinStatic	8424.21	-5302.87
333	780	Shell-Thick	DX25	CEDIMENTI	LinStatic	-9502.89	-17534.87
333	780	Shell-Thick	DX26	CEDIMENTI	LinStatic	-8386.21	-12036.95
333	780	Shell-Thick	DX39	CEDIMENTI	LinStatic	7663.02	195.05
335	173	Shell-Thick	SX248	CEDIMENTI	LinStatic	785.46	892.55
335	173	Shell-Thick	SX235	CEDIMENTI	LinStatic	-1203.98	-150.88
335	173	Shell-Thick	SX236	CEDIMENTI	LinStatic	-1422.28	-504.05
335	173	Shell-Thick	SX249	CEDIMENTI	LinStatic	1054.32	539.38
336	174	Shell-Thick	SX249	CEDIMENTI	LinStatic	-1172.60	516.14
336	174	Shell-Thick	SX236	CEDIMENTI	LinStatic	1635.77	-622.30
336	174	Shell-Thick	SX237	CEDIMENTI	LinStatic	27793.16	-95.39
336	174	Shell-Thick	SX250	CEDIMENTI	LinStatic	24498.05	1043.05
337	175	Shell-Thick	SX250	CEDIMENTI	LinStatic	-57309.73	4071.55
337	175	Shell-Thick	SX237	CEDIMENTI	LinStatic	-51108.73	4469.08
337	175	Shell-Thick	SX238	CEDIMENTI	LinStatic	21315.74	5914.91
337	175	Shell-Thick	SX251	CEDIMENTI	LinStatic	19367.76	5517.38
339	176	Shell-Thick	SX253	CEDIMENTI	LinStatic	-13393.19	6406.84
339	176	Shell-Thick	SX240	CEDIMENTI	LinStatic	-13910.19	6960.07
339	176	Shell-Thick	SX241	CEDIMENTI	LinStatic	35515.98	5590.57
339	176	Shell-Thick	SX254	CEDIMENTI	LinStatic	40443.38	5037.34
340	177	Shell-Thick	SX254	CEDIMENTI	LinStatic	-40690.68	5291.04
340	177	Shell-Thick	SX241	CEDIMENTI	LinStatic	-35748.42	5361.76
340	177	Shell-Thick	SX242	CEDIMENTI	LinStatic	14093.80	6792.71
340	177	Shell-Thick	SX255	CEDIMENTI	LinStatic	13649.93	6721.99
341	781	Shell-Thick	DX414	CEDIMENTI	LinStatic	-91299.12	7302.32
341	781	Shell-Thick	DX401	CEDIMENTI	LinStatic	-69480.79	-5735.58
341	781	Shell-Thick	DX402	CEDIMENTI	LinStatic	3308.58	-7110.74
341	781	Shell-Thick	DX415	CEDIMENTI	LinStatic	-9899.11	5927.16
342	178	Shell-Thick	SX257	CEDIMENTI	LinStatic	-18509.05	5189.66
342	178	Shell-Thick	SX244	CEDIMENTI	LinStatic	-20834.17	6525.84
342	178	Shell-Thick	SX245	CEDIMENTI	LinStatic	47924.73	5244.95
342	178	Shell-Thick	SX258	CEDIMENTI	LinStatic	54603.67	3908.77
343	179	Shell-Thick	SX405	CEDIMENTI	LinStatic	-786.55	-1096.27
343	179	Shell-Thick	SX392	CEDIMENTI	LinStatic	615.12	-53.46
343	179	Shell-Thick	SX393	CEDIMENTI	LinStatic	700.33	-641.46
343	179	Shell-Thick	SX406	CEDIMENTI	LinStatic	-845.87	-1684.28
344	180	Shell-Thick	SX406	CEDIMENTI	LinStatic	9298.90	-1154.79
344	180	Shell-Thick	SX393	CEDIMENTI	LinStatic	-3133.28	-1343.37
344	180	Shell-Thick	SX394	CEDIMENTI	LinStatic	65535.04	820.79
344	180	Shell-Thick	SX407	CEDIMENTI	LinStatic	87531.15	1009.37
345	181	Shell-Thick	SX235	CEDIMENTI	LinStatic	-1597.33	203.89
345	181	Shell-Thick	SX222	CEDIMENTI	LinStatic	1101.93	-534.46
345	181	Shell-Thick	SX223	CEDIMENTI	LinStatic	1531.81	-1600.78
345	181	Shell-Thick	SX236	CEDIMENTI	LinStatic	-1741.35	-862.43
346	182	Shell-Thick	SX236	CEDIMENTI	LinStatic	2022.99	-1192.50
346	182	Shell-Thick	SX223	CEDIMENTI	LinStatic	-4258.20	-1481.34
346	182	Shell-Thick	SX224	CEDIMENTI	LinStatic	15271.15	387.74
346	182	Shell-Thick	SX237	CEDIMENTI	LinStatic	26652.17	676.57
347	183	Shell-Thick	SX237	CEDIMENTI	LinStatic	-50579.65	4595.89
347	183	Shell-Thick	SX224	CEDIMENTI	LinStatic	-44276.66	4685.31
347	183	Shell-Thick	SX225	CEDIMENTI	LinStatic	22692.08	6266.43
347	183	Shell-Thick	SX238	CEDIMENTI	LinStatic	20268.04	6177.00
348	782	Shell-Thick	DX415	CEDIMENTI	LinStatic	346.21	-1908.27
348	782	Shell-Thick	DX402	CEDIMENTI	LinStatic	634.77	638.77
348	782	Shell-Thick	DX403	CEDIMENTI	LinStatic	542.72	152.03
348	782	Shell-Thick	DX416	CEDIMENTI	LinStatic	86.24	-2395.01
349	184	Shell-Thick	SX240	CEDIMENTI	LinStatic	-13288.30	6899.19
349	184	Shell-Thick	SX227	CEDIMENTI	LinStatic	-14549.39	6722.73
349	184	Shell-Thick	SX228	CEDIMENTI	LinStatic	28871.50	5846.19
349	184	Shell-Thick	SX241	CEDIMENTI	LinStatic	34557.03	6022.66
350	185	Shell-Thick	SX241	CEDIMENTI	LinStatic	-34753.82	5850.09
350	185	Shell-Thick	SX228	CEDIMENTI	LinStatic	-28885.05	6061.84
350	185	Shell-Thick	SX229	CEDIMENTI	LinStatic	14718.86	6859.88
350	185	Shell-Thick	SX242	CEDIMENTI	LinStatic	13209.87	6648.13
351	783	Shell-Thick	DX401	CEDIMENTI	LinStatic	-67425.53	-5900.99
351	783	Shell-Thick	DX388	CEDIMENTI	LinStatic	-52999.21	7160.71
351	783	Shell-Thick	DX389	CEDIMENTI	LinStatic	2892.11	6285.93
351	783	Shell-Thick	DX402	CEDIMENTI	LinStatic	-591.91	-6775.77
352	186	Shell-Thick	SX244	CEDIMENTI	LinStatic	-20375.25	7111.62
352	186	Shell-Thick	SX231	CEDIMENTI	LinStatic	-22094.73	6069.42
352	186	Shell-Thick	SX232	CEDIMENTI	LinStatic	41643.67	4065.82
352	186	Shell-Thick	SX245	CEDIMENTI	LinStatic	47542.54	5108.02
353	187	Shell-Thick	SX407	CEDIMENTI	LinStatic	-121505.17	1273.57
353	187	Shell-Thick	SX394	CEDIMENTI	LinStatic	-114419.56	1674.90
353	187	Shell-Thick	SX395	CEDIMENTI	LinStatic	16469.60	-2118.56
353	187	Shell-Thick	SX408	CEDIMENTI	LinStatic	10551.37	-2519.89
354	784	Shell-Thick	DX402	CEDIMENTI	LinStatic	-1086.20	420.79
354	784	Shell-Thick	DX389	CEDIMENTI	LinStatic	-340.39	-1021.15
354	784	Shell-Thick	DX390	CEDIMENTI	LinStatic	-464.57	-1172.73
354	784	Shell-Thick	DX403	CEDIMENTI	LinStatic	-1054.88	269.22
355	188	Shell-Thick	SX222	CEDIMENTI	LinStatic	1044.37	-661.17

355	188	Shell-Thick	SX209	CEDIMENTI	LinStatic	355.99	2487.02
355	188	Shell-Thick	SX210	CEDIMENTI	LinStatic	124.10	1674.36
355	188	Shell-Thick	SX223	CEDIMENTI	LinStatic	1135.45	-1473.83
356	189	Shell-Thick	SX223	CEDIMENTI	LinStatic	-4413.88	-849.95
356	189	Shell-Thick	SX210	CEDIMENTI	LinStatic	116.24	778.73
356	189	Shell-Thick	SX211	CEDIMENTI	LinStatic	22517.79	1357.23
356	189	Shell-Thick	SX224	CEDIMENTI	LinStatic	14524.48	-271.44
357	190	Shell-Thick	SX224	CEDIMENTI	LinStatic	-43916.83	4733.06
357	190	Shell-Thick	SX211	CEDIMENTI	LinStatic	-38258.32	5117.84
357	190	Shell-Thick	SX212	CEDIMENTI	LinStatic	23859.64	6925.72
357	190	Shell-Thick	SX225	CEDIMENTI	LinStatic	21422.68	6540.93
358	785	Shell-Thick	DX378	CEDIMENTI	LinStatic	-743.85	-781.24
358	785	Shell-Thick	DX365	CEDIMENTI	LinStatic	919.81	-329.05
358	785	Shell-Thick	DX366	CEDIMENTI	LinStatic	1026.66	254.83
358	785	Shell-Thick	DX379	CEDIMENTI	LinStatic	-999.10	-197.36
359	191	Shell-Thick	SX227	CEDIMENTI	LinStatic	-13552.38	7280.39
359	191	Shell-Thick	SX214	CEDIMENTI	LinStatic	-14140.38	7743.15
359	191	Shell-Thick	SX215	CEDIMENTI	LinStatic	23311.03	6015.10
359	191	Shell-Thick	SX228	CEDIMENTI	LinStatic	27933.28	5552.34
360	192	Shell-Thick	SX228	CEDIMENTI	LinStatic	-27948.09	5618.86
360	192	Shell-Thick	SX215	CEDIMENTI	LinStatic	-23534.50	5957.77
360	192	Shell-Thick	SX216	CEDIMENTI	LinStatic	14157.22	7921.53
360	192	Shell-Thick	SX229	CEDIMENTI	LinStatic	13883.81	7582.62
361	786	Shell-Thick	DX379	CEDIMENTI	LinStatic	-980.88	263.26
361	786	Shell-Thick	DX366	CEDIMENTI	LinStatic	-3642.22	-98.66
361	786	Shell-Thick	DX367	CEDIMENTI	LinStatic	42452.80	-196.56
361	786	Shell-Thick	DX380	CEDIMENTI	LinStatic	53998.63	165.35
362	193	Shell-Thick	SX231	CEDIMENTI	LinStatic	-19689.46	6114.17
362	193	Shell-Thick	SX218	CEDIMENTI	LinStatic	-22619.30	8349.87
362	193	Shell-Thick	SX219	CEDIMENTI	LinStatic	34907.88	6565.21
362	193	Shell-Thick	SX232	CEDIMENTI	LinStatic	41217.15	4329.51
363	194	Shell-Thick	SX410	CEDIMENTI	LinStatic	-8851.71	-2648.76
363	194	Shell-Thick	SX397	CEDIMENTI	LinStatic	-14598.36	-2159.16
363	194	Shell-Thick	SX398	CEDIMENTI	LinStatic	93468.80	1668.76
363	194	Shell-Thick	SX411	CEDIMENTI	LinStatic	100331.52	1179.17
364	195	Shell-Thick	SX411	CEDIMENTI	LinStatic	-100478.28	1227.88
364	195	Shell-Thick	SX398	CEDIMENTI	LinStatic	-93631.51	1616.35
364	195	Shell-Thick	SX399	CEDIMENTI	LinStatic	14809.73	-2212.10
364	195	Shell-Thick	SX412	CEDIMENTI	LinStatic	9079.98	-2600.57
365	196	Shell-Thick	SX209	CEDIMENTI	LinStatic	-944.45	2658.15
365	196	Shell-Thick	SX196	CEDIMENTI	LinStatic	-423.87	-280.83
365	196	Shell-Thick	SX197	CEDIMENTI	LinStatic	-327.66	-1548.15
365	196	Shell-Thick	SX210	CEDIMENTI	LinStatic	-654.46	1390.83
366	197	Shell-Thick	SX210	CEDIMENTI	LinStatic	-1855.40	602.93
366	197	Shell-Thick	SX197	CEDIMENTI	LinStatic	2910.83	-1134.48
366	197	Shell-Thick	SX198	CEDIMENTI	LinStatic	31832.92	-241.29
366	197	Shell-Thick	SX211	CEDIMENTI	LinStatic	23140.47	1496.12
367	198	Shell-Thick	SX211	CEDIMENTI	LinStatic	-38165.52	5312.20
367	198	Shell-Thick	SX198	CEDIMENTI	LinStatic	-32481.31	5249.94
367	198	Shell-Thick	SX199	CEDIMENTI	LinStatic	26395.29	6897.95
367	198	Shell-Thick	SX212	CEDIMENTI	LinStatic	23064.34	6960.21
368	787	Shell-Thick	DX365	CEDIMENTI	LinStatic	924.28	-392.07
368	787	Shell-Thick	DX352	CEDIMENTI	LinStatic	-695.09	-287.41
368	787	Shell-Thick	DX353	CEDIMENTI	LinStatic	-978.45	367.05
368	787	Shell-Thick	DX366	CEDIMENTI	LinStatic	991.54	262.39
369	199	Shell-Thick	SX214	CEDIMENTI	LinStatic	-13664.44	7400.70
369	199	Shell-Thick	SX201	CEDIMENTI	LinStatic	-15143.38	7152.85
369	199	Shell-Thick	SX202	CEDIMENTI	LinStatic	17195.16	6338.19
369	199	Shell-Thick	SX215	CEDIMENTI	LinStatic	22452.38	6586.05
370	200	Shell-Thick	SX215	CEDIMENTI	LinStatic	-22653.08	6691.14
370	200	Shell-Thick	SX202	CEDIMENTI	LinStatic	-17182.74	6246.74
370	200	Shell-Thick	SX203	CEDIMENTI	LinStatic	15441.53	6956.03
370	200	Shell-Thick	SX216	CEDIMENTI	LinStatic	13738.49	7400.44
371	788	Shell-Thick	DX366	CEDIMENTI	LinStatic	-2418.17	41.90
371	788	Shell-Thick	DX353	CEDIMENTI	LinStatic	-2276.33	713.33
371	788	Shell-Thick	DX354	CEDIMENTI	LinStatic	38216.90	309.61
371	788	Shell-Thick	DX367	CEDIMENTI	LinStatic	41154.54	-361.82
372	201	Shell-Thick	SX218	CEDIMENTI	LinStatic	-22768.53	6480.58
372	201	Shell-Thick	SX205	CEDIMENTI	LinStatic	-33209.46	4684.26
372	201	Shell-Thick	SX206	CEDIMENTI	LinStatic	21891.58	6969.90
372	201	Shell-Thick	SX219	CEDIMENTI	LinStatic	35258.55	8766.22
373	789	Shell-Thick	DX352	CEDIMENTI	LinStatic	-938.06	-265.34
373	789	Shell-Thick	DX339	CEDIMENTI	LinStatic	1114.79	283.96
373	789	Shell-Thick	DX340	CEDIMENTI	LinStatic	1183.97	918.55
373	789	Shell-Thick	DX353	CEDIMENTI	LinStatic	-1183.45	369.25
374	202	Shell-Thick	SX414	CEDIMENTI	LinStatic	-10605.46	-2627.19
374	202	Shell-Thick	SX401	CEDIMENTI	LinStatic	-16563.72	-2047.63
374	202	Shell-Thick	SX402	CEDIMENTI	LinStatic	112426.98	1776.27
374	202	Shell-Thick	SX415	CEDIMENTI	LinStatic	119557.64	1196.72
375	203	Shell-Thick	SX196	CEDIMENTI	LinStatic	-999.57	-14.76
375	203	Shell-Thick	SX183	CEDIMENTI	LinStatic	1211.62	408.51

375	203	Shell-Thick	SX184	CEDIMENTI	LinStatic	1400.72	-1402.57
375	203	Shell-Thick	SX197	CEDIMENTI	LinStatic	-1185.96	-1825.84
376	204	Shell-Thick	SX197	CEDIMENTI	LinStatic	1784.42	-1809.65
376	204	Shell-Thick	SX184	CEDIMENTI	LinStatic	-1998.99	-2029.68
376	204	Shell-Thick	SX185	CEDIMENTI	LinStatic	25090.84	272.36
376	204	Shell-Thick	SX198	CEDIMENTI	LinStatic	31189.75	492.39
377	205	Shell-Thick	SX198	CEDIMENTI	LinStatic	-32919.65	5142.86
377	205	Shell-Thick	SX185	CEDIMENTI	LinStatic	-27382.48	5506.40
377	205	Shell-Thick	SX186	CEDIMENTI	LinStatic	29635.26	7533.96
377	205	Shell-Thick	SX199	CEDIMENTI	LinStatic	25210.27	7170.43
378	790	Shell-Thick	DX353	CEDIMENTI	LinStatic	-2008.11	1093.87
378	790	Shell-Thick	DX340	CEDIMENTI	LinStatic	-649.30	323.69
378	790	Shell-Thick	DX341	CEDIMENTI	LinStatic	37402.88	-771.30
378	790	Shell-Thick	DX354	CEDIMENTI	LinStatic	37605.61	-1.12
379	206	Shell-Thick	SX201	CEDIMENTI	LinStatic	-14194.65	7975.08
379	206	Shell-Thick	SX188	CEDIMENTI	LinStatic	-16670.16	8868.96
379	206	Shell-Thick	SX189	CEDIMENTI	LinStatic	10948.89	6788.44
379	206	Shell-Thick	SX202	CEDIMENTI	LinStatic	16444.60	5894.57
380	207	Shell-Thick	SX202	CEDIMENTI	LinStatic	-16411.30	5751.07
380	207	Shell-Thick	SX189	CEDIMENTI	LinStatic	-10860.80	6924.97
380	207	Shell-Thick	SX190	CEDIMENTI	LinStatic	16625.25	9004.71
380	207	Shell-Thick	SX203	CEDIMENTI	LinStatic	14292.38	7830.81
381	791	Shell-Thick	DX339	CEDIMENTI	LinStatic	924.79	76.00
381	791	Shell-Thick	DX326	CEDIMENTI	LinStatic	-934.80	-933.12
381	791	Shell-Thick	DX327	CEDIMENTI	LinStatic	-1298.90	102.65
381	791	Shell-Thick	DX340	CEDIMENTI	LinStatic	1032.96	1111.76
382	208	Shell-Thick	SX205	CEDIMENTI	LinStatic	-31438.65	8613.93
382	208	Shell-Thick	SX192	CEDIMENTI	LinStatic	-28764.06	8804.93
382	208	Shell-Thick	SX193	CEDIMENTI	LinStatic	24086.12	2874.65
382	208	Shell-Thick	SX206	CEDIMENTI	LinStatic	22268.34	2683.65
384	209	Shell-Thick	SX26	CEDIMENTI	LinStatic	-7279.97	-16106.37
384	209	Shell-Thick	SX39	CEDIMENTI	LinStatic	6509.27	-2554.81
384	209	Shell-Thick	SX38	CEDIMENTI	LinStatic	6932.36	-267.28
384	209	Shell-Thick	SX25	CEDIMENTI	LinStatic	-8761.18	-13818.83
385	210	Shell-Thick	SX183	CEDIMENTI	LinStatic	3.50	247.01
385	210	Shell-Thick	SX170	CEDIMENTI	LinStatic	671.78	1770.99
385	210	Shell-Thick	SX171	CEDIMENTI	LinStatic	622.35	-9.73
385	210	Shell-Thick	SX184	CEDIMENTI	LinStatic	284.54	-1533.72
386	211	Shell-Thick	SX184	CEDIMENTI	LinStatic	-2945.90	-1758.72
386	211	Shell-Thick	SX171	CEDIMENTI	LinStatic	1534.64	-123.15
386	211	Shell-Thick	SX172	CEDIMENTI	LinStatic	29344.61	1086.75
386	211	Shell-Thick	SX185	CEDIMENTI	LinStatic	23684.93	-548.81
387	212	Shell-Thick	SX185	CEDIMENTI	LinStatic	-28470.29	5267.82
387	212	Shell-Thick	SX172	CEDIMENTI	LinStatic	-24521.02	7417.45
387	212	Shell-Thick	SX173	CEDIMENTI	LinStatic	33480.55	8000.40
387	212	Shell-Thick	SX186	CEDIMENTI	LinStatic	29087.55	5850.77
388	792	Shell-Thick	DX340	CEDIMENTI	LinStatic	-609.96	414.67
388	792	Shell-Thick	DX327	CEDIMENTI	LinStatic	1508.15	960.33
388	792	Shell-Thick	DX328	CEDIMENTI	LinStatic	38902.69	-233.37
388	792	Shell-Thick	DX341	CEDIMENTI	LinStatic	37020.31	-779.03
389	213	Shell-Thick	SX188	CEDIMENTI	LinStatic	-15381.17	7683.06
389	213	Shell-Thick	SX175	CEDIMENTI	LinStatic	-18066.60	9887.26
389	213	Shell-Thick	SX176	CEDIMENTI	LinStatic	5105.44	10447.67
389	213	Shell-Thick	SX189	CEDIMENTI	LinStatic	10318.82	8243.47
390	214	Shell-Thick	SX189	CEDIMENTI	LinStatic	-10162.83	8374.99
390	214	Shell-Thick	SX176	CEDIMENTI	LinStatic	-5055.33	10326.61
390	214	Shell-Thick	SX177	CEDIMENTI	LinStatic	17976.41	9752.68
390	214	Shell-Thick	SX190	CEDIMENTI	LinStatic	15519.29	7801.06
391	793	Shell-Thick	DX326	CEDIMENTI	LinStatic	-1337.39	-842.57
391	793	Shell-Thick	DX313	CEDIMENTI	LinStatic	869.62	-1526.61
391	793	Shell-Thick	DX314	CEDIMENTI	LinStatic	1100.52	-651.12
391	793	Shell-Thick	DX327	CEDIMENTI	LinStatic	-1662.90	32.92
392	215	Shell-Thick	SX192	CEDIMENTI	LinStatic	-28193.70	5419.00
392	215	Shell-Thick	SX179	CEDIMENTI	LinStatic	-31568.26	8059.99
392	215	Shell-Thick	SX180	CEDIMENTI	LinStatic	21635.80	7125.07
392	215	Shell-Thick	SX193	CEDIMENTI	LinStatic	24734.34	4484.07
393	216	Shell-Thick	SX25	CEDIMENTI	LinStatic	44923.02	-11640.91
393	216	Shell-Thick	SX38	CEDIMENTI	LinStatic	-26116.20	-1630.92
393	216	Shell-Thick	SX37	CEDIMENTI	LinStatic	94268.50	3602.66
393	216	Shell-Thick	SX24	CEDIMENTI	LinStatic	200909.00	-6407.32
394	217	Shell-Thick	SX39	CEDIMENTI	LinStatic	4946.05	-3461.11
394	217	Shell-Thick	SX52	CEDIMENTI	LinStatic	-2675.98	-237.93
394	217	Shell-Thick	SX51	CEDIMENTI	LinStatic	-3339.14	3270.88
394	217	Shell-Thick	SX38	CEDIMENTI	LinStatic	5965.43	47.69
395	218	Shell-Thick	SX170	CEDIMENTI	LinStatic	-120.04	983.98
395	218	Shell-Thick	SX157	CEDIMENTI	LinStatic	-1746.54	-3309.80
395	218	Shell-Thick	SX158	CEDIMENTI	LinStatic	-1602.42	-2192.87
395	218	Shell-Thick	SX171	CEDIMENTI	LinStatic	106.10	2100.90
396	219	Shell-Thick	SX171	CEDIMENTI	LinStatic	2217.87	1731.41
396	219	Shell-Thick	SX158	CEDIMENTI	LinStatic	1313.02	-1510.69
396	219	Shell-Thick	SX159	CEDIMENTI	LinStatic	29209.16	-1794.63

396	219	Shell-Thick	SX172	CEDIMENTI	LinStatic	33892.17	1447.47
397	220	Shell-Thick	SX172	CEDIMENTI	LinStatic	-27213.81	6303.21
397	220	Shell-Thick	SX159	CEDIMENTI	LinStatic	-20780.10	7527.57
397	220	Shell-Thick	SX160	CEDIMENTI	LinStatic	29823.64	9026.65
397	220	Shell-Thick	SX173	CEDIMENTI	LinStatic	38670.57	7802.28
398	794	Shell-Thick	DX327	CEDIMENTI	LinStatic	1679.55	707.85
398	794	Shell-Thick	DX314	CEDIMENTI	LinStatic	-4010.43	-1178.16
398	794	Shell-Thick	DX315	CEDIMENTI	LinStatic	27496.81	-1688.98
398	794	Shell-Thick	DX328	CEDIMENTI	LinStatic	38146.20	197.03
399	221	Shell-Thick	SX175	CEDIMENTI	LinStatic	-21237.87	9446.43
399	221	Shell-Thick	SX162	CEDIMENTI	LinStatic	-14169.77	10498.77
399	221	Shell-Thick	SX163	CEDIMENTI	LinStatic	2991.85	11739.04
399	221	Shell-Thick	SX176	CEDIMENTI	LinStatic	4812.21	10686.70
400	222	Shell-Thick	SX176	CEDIMENTI	LinStatic	-4682.45	10545.81
400	222	Shell-Thick	SX163	CEDIMENTI	LinStatic	-2915.14	11844.30
400	222	Shell-Thick	SX164	CEDIMENTI	LinStatic	13832.10	10593.71
400	222	Shell-Thick	SX177	CEDIMENTI	LinStatic	20963.02	9295.22
401	795	Shell-Thick	DX313	CEDIMENTI	LinStatic	1077.99	-1717.61
401	795	Shell-Thick	DX300	CEDIMENTI	LinStatic	279.21	815.06
401	795	Shell-Thick	DX301	CEDIMENTI	LinStatic	11.07	2037.64
401	795	Shell-Thick	DX314	CEDIMENTI	LinStatic	1104.49	-495.03
402	223	Shell-Thick	SX179	CEDIMENTI	LinStatic	-36606.85	7519.41
402	223	Shell-Thick	SX166	CEDIMENTI	LinStatic	-28345.68	8659.15
402	223	Shell-Thick	SX167	CEDIMENTI	LinStatic	16890.58	7502.86
402	223	Shell-Thick	SX180	CEDIMENTI	LinStatic	23800.51	6363.12
403	224	Shell-Thick	SX38	CEDIMENTI	LinStatic	-16645.52	2414.48
403	224	Shell-Thick	SX51	CEDIMENTI	LinStatic	-3092.11	1418.35
403	224	Shell-Thick	SX50	CEDIMENTI	LinStatic	85355.47	-2806.38
403	224	Shell-Thick	SX37	CEDIMENTI	LinStatic	83934.50	-1810.25
404	225	Shell-Thick	SX52	CEDIMENTI	LinStatic	-4287.49	557.39
404	225	Shell-Thick	SX65	CEDIMENTI	LinStatic	1570.73	-5134.58
404	225	Shell-Thick	SX64	CEDIMENTI	LinStatic	2298.19	-2965.92
404	225	Shell-Thick	SX51	CEDIMENTI	LinStatic	-4462.39	2726.05
405	226	Shell-Thick	SX157	CEDIMENTI	LinStatic	-652.09	-3801.76
405	226	Shell-Thick	SX144	CEDIMENTI	LinStatic	1615.94	-2238.38
405	226	Shell-Thick	SX145	CEDIMENTI	LinStatic	1945.15	-241.57
405	226	Shell-Thick	SX158	CEDIMENTI	LinStatic	-1055.15	-1804.95
406	227	Shell-Thick	SX158	CEDIMENTI	LinStatic	5498.33	-1560.48
406	227	Shell-Thick	SX145	CEDIMENTI	LinStatic	-5638.56	66.41
406	227	Shell-Thick	SX146	CEDIMENTI	LinStatic	2044.15	-449.56
406	227	Shell-Thick	SX159	CEDIMENTI	LinStatic	25875.82	-2076.46
407	228	Shell-Thick	SX159	CEDIMENTI	LinStatic	-16099.23	6309.93
407	228	Shell-Thick	SX146	CEDIMENTI	LinStatic	-8577.70	5796.59
407	228	Shell-Thick	SX147	CEDIMENTI	LinStatic	18608.81	7690.53
407	228	Shell-Thick	SX160	CEDIMENTI	LinStatic	25111.47	8203.87
408	796	Shell-Thick	DX314	CEDIMENTI	LinStatic	-3615.44	-571.80
408	796	Shell-Thick	DX301	CEDIMENTI	LinStatic	-374.00	2317.90
408	796	Shell-Thick	DX302	CEDIMENTI	LinStatic	31462.95	541.48
408	796	Shell-Thick	DX315	CEDIMENTI	LinStatic	26845.57	-2348.23
409	229	Shell-Thick	SX162	CEDIMENTI	LinStatic	-11701.51	10491.41
409	229	Shell-Thick	SX149	CEDIMENTI	LinStatic	-7376.66	10350.90
409	229	Shell-Thick	SX150	CEDIMENTI	LinStatic	-3487.45	11194.52
409	229	Shell-Thick	SX163	CEDIMENTI	LinStatic	534.10	11335.03
410	230	Shell-Thick	SX163	CEDIMENTI	LinStatic	-485.70	11432.55
410	230	Shell-Thick	SX150	CEDIMENTI	LinStatic	3495.08	11076.71
410	230	Shell-Thick	SX151	CEDIMENTI	LinStatic	7122.32	10231.43
410	230	Shell-Thick	SX164	CEDIMENTI	LinStatic	11489.25	10587.28
411	797	Shell-Thick	DX300	CEDIMENTI	LinStatic	-691.48	808.82
411	797	Shell-Thick	DX287	CEDIMENTI	LinStatic	-393.91	-1620.41
411	797	Shell-Thick	DX288	CEDIMENTI	LinStatic	-502.39	-288.15
411	797	Shell-Thick	DX301	CEDIMENTI	LinStatic	-677.11	2141.08
412	231	Shell-Thick	SX166	CEDIMENTI	LinStatic	-23639.11	8024.41
412	231	Shell-Thick	SX153	CEDIMENTI	LinStatic	-17153.25	7747.70
412	231	Shell-Thick	SX154	CEDIMENTI	LinStatic	4479.49	5872.50
412	231	Shell-Thick	SX167	CEDIMENTI	LinStatic	12062.41	6149.21
413	232	Shell-Thick	SX51	CEDIMENTI	LinStatic	1402.02	918.18
413	232	Shell-Thick	SX64	CEDIMENTI	LinStatic	-1669.74	-827.23
413	232	Shell-Thick	SX63	CEDIMENTI	LinStatic	62695.36	-3123.43
413	232	Shell-Thick	SX50	CEDIMENTI	LinStatic	79176.26	-1378.02
414	233	Shell-Thick	SX65	CEDIMENTI	LinStatic	1413.56	-5179.03
414	233	Shell-Thick	SX78	CEDIMENTI	LinStatic	-293.66	-2365.95
414	233	Shell-Thick	SX77	CEDIMENTI	LinStatic	-289.65	-256.97
414	233	Shell-Thick	SX64	CEDIMENTI	LinStatic	1498.84	-3070.05
415	234	Shell-Thick	SX144	CEDIMENTI	LinStatic	1283.90	-1928.11
415	234	Shell-Thick	SX131	CEDIMENTI	LinStatic	-1121.53	-1120.67
415	234	Shell-Thick	SX132	CEDIMENTI	LinStatic	-1381.29	-2.92
415	234	Shell-Thick	SX145	CEDIMENTI	LinStatic	1527.99	-810.36
416	235	Shell-Thick	SX145	CEDIMENTI	LinStatic	-2512.48	-107.51
416	235	Shell-Thick	SX132	CEDIMENTI	LinStatic	-1808.63	-343.98
416	235	Shell-Thick	SX133	CEDIMENTI	LinStatic	-4806.24	-1289.80
416	235	Shell-Thick	SX146	CEDIMENTI	LinStatic	-1879.74	-1053.33

417	236	Shell-Thick	SX146	CEDIMENTI	LinStatic	-4780.84	6067.27
417	236	Shell-Thick	SX133	CEDIMENTI	LinStatic	1884.98	6044.02
417	236	Shell-Thick	SX134	CEDIMENTI	LinStatic	7545.20	7432.72
417	236	Shell-Thick	SX147	CEDIMENTI	LinStatic	14506.55	7455.97
418	798	Shell-Thick	DX301	CEDIMENTI	LinStatic	-1424.31	2552.19
418	798	Shell-Thick	DX288	CEDIMENTI	LinStatic	1608.38	-508.44
418	798	Shell-Thick	DX289	CEDIMENTI	LinStatic	36425.61	-2608.32
418	798	Shell-Thick	DX302	CEDIMENTI	LinStatic	31485.97	452.31
419	237	Shell-Thick	SX149	CEDIMENTI	LinStatic	-5157.50	10042.44
419	237	Shell-Thick	SX136	CEDIMENTI	LinStatic	-192.23	9900.88
419	237	Shell-Thick	SX137	CEDIMENTI	LinStatic	-9047.77	11283.93
419	237	Shell-Thick	SX150	CEDIMENTI	LinStatic	-5868.85	11425.50
420	238	Shell-Thick	SX150	CEDIMENTI	LinStatic	5894.84	11314.99
420	238	Shell-Thick	SX137	CEDIMENTI	LinStatic	9109.60	11374.42
420	238	Shell-Thick	SX138	CEDIMENTI	LinStatic	-168.73	9985.22
420	238	Shell-Thick	SX151	CEDIMENTI	LinStatic	4773.43	9925.79
421	799	Shell-Thick	DX287	CEDIMENTI	LinStatic	-421.39	-1685.25
421	799	Shell-Thick	DX274	CEDIMENTI	LinStatic	847.38	-890.01
421	799	Shell-Thick	DX275	CEDIMENTI	LinStatic	953.99	316.98
421	799	Shell-Thick	DX288	CEDIMENTI	LinStatic	-620.10	-478.26
422	239	Shell-Thick	SX153	CEDIMENTI	LinStatic	-13086.45	7508.43
422	239	Shell-Thick	SX140	CEDIMENTI	LinStatic	-6294.60	7379.94
422	239	Shell-Thick	SX141	CEDIMENTI	LinStatic	-6026.88	6027.77
422	239	Shell-Thick	SX154	CEDIMENTI	LinStatic	809.17	6156.26
423	240	Shell-Thick	SX64	CEDIMENTI	LinStatic	3334.05	-1712.03
423	240	Shell-Thick	SX77	CEDIMENTI	LinStatic	-8317.35	-1402.96
423	240	Shell-Thick	SX76	CEDIMENTI	LinStatic	31376.31	-1905.61
423	240	Shell-Thick	SX63	CEDIMENTI	LinStatic	55992.12	-2214.68
424	241	Shell-Thick	SX78	CEDIMENTI	LinStatic	-1290.07	-2138.88
424	241	Shell-Thick	SX91	CEDIMENTI	LinStatic	1780.98	-271.35
424	241	Shell-Thick	SX90	CEDIMENTI	LinStatic	2000.82	1438.89
424	241	Shell-Thick	SX77	CEDIMENTI	LinStatic	-1317.28	-428.65
425	242	Shell-Thick	SX131	CEDIMENTI	LinStatic	-1627.14	-1166.66
425	242	Shell-Thick	SX118	CEDIMENTI	LinStatic	1778.86	-961.34
425	242	Shell-Thick	SX119	CEDIMENTI	LinStatic	1988.92	348.38
425	242	Shell-Thick	SX132	CEDIMENTI	LinStatic	-1908.77	143.05
426	243	Shell-Thick	SX132	CEDIMENTI	LinStatic	-943.31	211.31
426	243	Shell-Thick	SX119	CEDIMENTI	LinStatic	536.88	614.60
426	243	Shell-Thick	SX120	CEDIMENTI	LinStatic	-7793.80	-1203.22
426	243	Shell-Thick	SX133	CEDIMENTI	LinStatic	-6629.52	-1606.51
427	244	Shell-Thick	SX133	CEDIMENTI	LinStatic	5529.72	5841.09
427	244	Shell-Thick	SX120	CEDIMENTI	LinStatic	12373.29	5754.87
427	244	Shell-Thick	SX121	CEDIMENTI	LinStatic	-3108.28	7301.66
427	244	Shell-Thick	SX134	CEDIMENTI	LinStatic	3534.44	7387.88
428	800	Shell-Thick	DX288	CEDIMENTI	LinStatic	1610.26	-923.76
428	800	Shell-Thick	DX275	CEDIMENTI	LinStatic	176.57	941.96
428	800	Shell-Thick	DX276	CEDIMENTI	LinStatic	31732.13	-420.02
428	800	Shell-Thick	DX289	CEDIMENTI	LinStatic	36029.18	-2285.74
429	245	Shell-Thick	SX136	CEDIMENTI	LinStatic	1950.80	9854.69
429	245	Shell-Thick	SX123	CEDIMENTI	LinStatic	6378.05	9624.04
429	245	Shell-Thick	SX124	CEDIMENTI	LinStatic	-15031.61	10771.18
429	245	Shell-Thick	SX137	CEDIMENTI	LinStatic	-11391.20	11001.83
430	246	Shell-Thick	SX137	CEDIMENTI	LinStatic	11426.78	11086.55
430	246	Shell-Thick	SX124	CEDIMENTI	LinStatic	15082.30	10686.65
430	246	Shell-Thick	SX125	CEDIMENTI	LinStatic	-6629.86	9545.84
430	246	Shell-Thick	SX138	CEDIMENTI	LinStatic	-2211.46	9945.74
431	801	Shell-Thick	DX274	CEDIMENTI	LinStatic	431.76	-530.20
431	801	Shell-Thick	DX261	CEDIMENTI	LinStatic	-622.29	-387.16
431	801	Shell-Thick	DX262	CEDIMENTI	LinStatic	-622.39	342.77
431	801	Shell-Thick	DX275	CEDIMENTI	LinStatic	631.09	199.73
432	247	Shell-Thick	SX140	CEDIMENTI	LinStatic	-2225.33	7448.57
432	247	Shell-Thick	SX127	CEDIMENTI	LinStatic	4598.46	7548.49
432	247	Shell-Thick	SX128	CEDIMENTI	LinStatic	-16497.73	5853.11
432	247	Shell-Thick	SX141	CEDIMENTI	LinStatic	-9753.64	5753.19
433	248	Shell-Thick	SX77	CEDIMENTI	LinStatic	-5412.46	-225.54
433	248	Shell-Thick	SX90	CEDIMENTI	LinStatic	-774.19	1495.63
433	248	Shell-Thick	SX89	CEDIMENTI	LinStatic	26264.54	-1124.92
433	248	Shell-Thick	SX76	CEDIMENTI	LinStatic	26449.48	-2846.09
434	249	Shell-Thick	SX91	CEDIMENTI	LinStatic	484.16	-316.73
434	249	Shell-Thick	SX104	CEDIMENTI	LinStatic	-1597.66	-2958.53
434	249	Shell-Thick	SX103	CEDIMENTI	LinStatic	-1752.96	-1171.31
434	249	Shell-Thick	SX90	CEDIMENTI	LinStatic	905.03	1470.49
435	250	Shell-Thick	SX118	CEDIMENTI	LinStatic	1139.05	-1075.82
435	250	Shell-Thick	SX105	CEDIMENTI	LinStatic	-1256.04	-1899.17
435	250	Shell-Thick	SX106	CEDIMENTI	LinStatic	-1593.89	-429.64
435	250	Shell-Thick	SX119	CEDIMENTI	LinStatic	1350.26	393.71
436	251	Shell-Thick	SX119	CEDIMENTI	LinStatic	741.75	308.73
436	251	Shell-Thick	SX106	CEDIMENTI	LinStatic	2523.42	-58.89
436	251	Shell-Thick	SX107	CEDIMENTI	LinStatic	-8563.54	-1574.04
436	251	Shell-Thick	SX120	CEDIMENTI	LinStatic	-9180.47	-1206.41
437	252	Shell-Thick	SX120	CEDIMENTI	LinStatic	15876.58	5812.22

437	252	Shell-Thick	SX107	CEDIMENTI	LinStatic	22681.65	5680.83
437	252	Shell-Thick	SX108	CEDIMENTI	LinStatic	-13789.86	6910.71
437	252	Shell-Thick	SX121	CEDIMENTI	LinStatic	-7143.43	7042.10
438	802	Shell-Thick	DX275	CEDIMENTI	LinStatic	746.43	904.04
438	802	Shell-Thick	DX262	CEDIMENTI	LinStatic	-2197.20	-250.47
438	802	Shell-Thick	DX263	CEDIMENTI	LinStatic	33117.94	-479.07
438	802	Shell-Thick	DX276	CEDIMENTI	LinStatic	38163.82	675.45
439	253	Shell-Thick	SX123	CEDIMENTI	LinStatic	8488.98	9249.35
439	253	Shell-Thick	SX110	CEDIMENTI	LinStatic	13080.03	8877.26
439	253	Shell-Thick	SX111	CEDIMENTI	LinStatic	-20884.76	10324.15
439	253	Shell-Thick	SX124	CEDIMENTI	LinStatic	-17339.89	10696.23
440	254	Shell-Thick	SX124	CEDIMENTI	LinStatic	17415.76	10617.15
440	254	Shell-Thick	SX111	CEDIMENTI	LinStatic	21008.84	10405.93
440	254	Shell-Thick	SX112	CEDIMENTI	LinStatic	-13390.51	8961.85
440	254	Shell-Thick	SX125	CEDIMENTI	LinStatic	-8835.25	9173.07
441	803	Shell-Thick	DX261	CEDIMENTI	LinStatic	-551.89	-224.56
441	803	Shell-Thick	DX248	CEDIMENTI	LinStatic	1130.42	549.98
441	803	Shell-Thick	DX249	CEDIMENTI	LinStatic	1098.29	693.47
441	803	Shell-Thick	DX262	CEDIMENTI	LinStatic	-781.96	-81.07
442	255	Shell-Thick	SX127	CEDIMENTI	LinStatic	8641.14	7206.28
442	255	Shell-Thick	SX114	CEDIMENTI	LinStatic	15135.86	6945.63
442	255	Shell-Thick	SX115	CEDIMENTI	LinStatic	-26896.29	5731.36
442	255	Shell-Thick	SX128	CEDIMENTI	LinStatic	-19888.09	5992.01
443	256	Shell-Thick	SX90	CEDIMENTI	LinStatic	-421.33	1203.49
443	256	Shell-Thick	SX103	CEDIMENTI	LinStatic	1444.93	-686.86
443	256	Shell-Thick	SX102	CEDIMENTI	LinStatic	24160.44	-2625.82
443	256	Shell-Thick	SX89	CEDIMENTI	LinStatic	24109.02	-735.48
444	257	Shell-Thick	SX104	CEDIMENTI	LinStatic	-2119.34	-2639.52
444	257	Shell-Thick	SX117	CEDIMENTI	LinStatic	2359.41	-1794.08
444	257	Shell-Thick	SX116	CEDIMENTI	LinStatic	2874.61	-638.56
444	257	Shell-Thick	SX103	CEDIMENTI	LinStatic	-2550.98	-1484.01
445	258	Shell-Thick	SX105	CEDIMENTI	LinStatic	-2009.20	-1758.50
445	258	Shell-Thick	SX92	CEDIMENTI	LinStatic	1425.60	-2868.81
445	258	Shell-Thick	SX93	CEDIMENTI	LinStatic	1758.05	-1684.73
445	258	Shell-Thick	SX106	CEDIMENTI	LinStatic	-2400.33	-574.42
446	259	Shell-Thick	SX106	CEDIMENTI	LinStatic	3874.08	-474.14
446	259	Shell-Thick	SX93	CEDIMENTI	LinStatic	-3655.89	-1532.79
446	259	Shell-Thick	SX94	CEDIMENTI	LinStatic	-27665.62	-2200.50
446	259	Shell-Thick	SX107	CEDIMENTI	LinStatic	-11427.04	-1141.85
447	260	Shell-Thick	SX107	CEDIMENTI	LinStatic	26048.33	5406.93
447	260	Shell-Thick	SX94	CEDIMENTI	LinStatic	33223.67	5180.23
447	260	Shell-Thick	SX95	CEDIMENTI	LinStatic	-24394.13	6721.75
447	260	Shell-Thick	SX108	CEDIMENTI	LinStatic	-17944.12	6948.45
448	804	Shell-Thick	DX262	CEDIMENTI	LinStatic	-1821.76	-245.14
448	804	Shell-Thick	DX249	CEDIMENTI	LinStatic	-368.45	949.71
448	804	Shell-Thick	DX250	CEDIMENTI	LinStatic	32373.15	492.50
448	804	Shell-Thick	DX263	CEDIMENTI	LinStatic	32231.14	-702.35
449	261	Shell-Thick	SX110	CEDIMENTI	LinStatic	15222.39	8768.34
449	261	Shell-Thick	SX97	CEDIMENTI	LinStatic	19729.96	8379.68
449	261	Shell-Thick	SX98	CEDIMENTI	LinStatic	-27025.46	9514.55
449	261	Shell-Thick	SX111	CEDIMENTI	LinStatic	-23234.55	9903.21
450	262	Shell-Thick	SX111	CEDIMENTI	LinStatic	23340.04	9980.19
450	262	Shell-Thick	SX98	CEDIMENTI	LinStatic	27156.42	9447.63
450	262	Shell-Thick	SX99	CEDIMENTI	LinStatic	-19942.98	8323.26
450	262	Shell-Thick	SX112	CEDIMENTI	LinStatic	-15447.14	8855.83
451	805	Shell-Thick	DX248	CEDIMENTI	LinStatic	453.65	265.59
451	805	Shell-Thick	DX235	CEDIMENTI	LinStatic	-834.55	-651.04
451	805	Shell-Thick	DX236	CEDIMENTI	LinStatic	-1052.09	199.17
451	805	Shell-Thick	DX249	CEDIMENTI	LinStatic	636.01	1115.80
452	263	Shell-Thick	SX114	CEDIMENTI	LinStatic	19368.35	7057.94
452	263	Shell-Thick	SX101	CEDIMENTI	LinStatic	25944.82	6969.28
452	263	Shell-Thick	SX102	CEDIMENTI	LinStatic	-37480.73	5305.40
452	263	Shell-Thick	SX115	CEDIMENTI	LinStatic	-30333.34	5394.06
453	264	Shell-Thick	SX103	CEDIMENTI	LinStatic	2932.02	-1122.65
453	264	Shell-Thick	SX116	CEDIMENTI	LinStatic	-3255.47	-776.22
453	264	Shell-Thick	SX115	CEDIMENTI	LinStatic	6330.56	-1561.17
453	264	Shell-Thick	SX102	CEDIMENTI	LinStatic	20959.33	-1907.61
454	265	Shell-Thick	SX117	CEDIMENTI	LinStatic	1717.44	-2003.56
454	265	Shell-Thick	SX130	CEDIMENTI	LinStatic	-1514.85	-1397.61
454	265	Shell-Thick	SX129	CEDIMENTI	LinStatic	-1820.55	183.88
454	265	Shell-Thick	SX116	CEDIMENTI	LinStatic	2162.56	-422.06
455	266	Shell-Thick	SX92	CEDIMENTI	LinStatic	1207.29	-3071.77
455	266	Shell-Thick	SX79	CEDIMENTI	LinStatic	602.88	514.93
455	266	Shell-Thick	SX80	CEDIMENTI	LinStatic	267.34	2096.06
455	266	Shell-Thick	SX93	CEDIMENTI	LinStatic	1175.73	-1490.64
456	267	Shell-Thick	SX93	CEDIMENTI	LinStatic	-2067.06	-975.57
456	267	Shell-Thick	SX80	CEDIMENTI	LinStatic	1220.19	1855.29
456	267	Shell-Thick	SX81	CEDIMENTI	LinStatic	-28400.27	-227.60
456	267	Shell-Thick	SX94	CEDIMENTI	LinStatic	-30634.34	-3058.45
457	268	Shell-Thick	SX94	CEDIMENTI	LinStatic	36568.79	5176.36
457	268	Shell-Thick	SX81	CEDIMENTI	LinStatic	43733.60	4790.30

457	268	Shell-Thick	SX82	CEDIMENTI	LinStatic	-35386.36	6011.14
457	268	Shell-Thick	SX95	CEDIMENTI	LinStatic	-28639.53	6397.19
458	806	Shell-Thick	DX249	CEDIMENTI	LinStatic	-626.66	1314.41
458	806	Shell-Thick	DX236	CEDIMENTI	LinStatic	1162.45	112.74
458	806	Shell-Thick	DX237	CEDIMENTI	LinStatic	33416.01	-836.69
458	806	Shell-Thick	DX250	CEDIMENTI	LinStatic	31841.25	364.98
459	269	Shell-Thick	SX97	CEDIMENTI	LinStatic	21890.24	8000.02
459	269	Shell-Thick	SX84	CEDIMENTI	LinStatic	26665.65	7480.13
459	269	Shell-Thick	SX85	CEDIMENTI	LinStatic	-33216.78	8736.98
459	269	Shell-Thick	SX98	CEDIMENTI	LinStatic	-29402.27	9256.88
460	270	Shell-Thick	SX98	CEDIMENTI	LinStatic	29559.61	9193.77
460	270	Shell-Thick	SX85	CEDIMENTI	LinStatic	33418.66	8800.89
460	270	Shell-Thick	SX86	CEDIMENTI	LinStatic	-26921.51	7545.61
460	270	Shell-Thick	SX99	CEDIMENTI	LinStatic	-22178.80	7938.49
461	807	Shell-Thick	DX235	CEDIMENTI	LinStatic	-1031.55	-564.90
461	807	Shell-Thick	DX222	CEDIMENTI	LinStatic	758.80	-1411.89
461	807	Shell-Thick	DX223	CEDIMENTI	LinStatic	941.35	-771.62
461	807	Shell-Thick	DX236	CEDIMENTI	LinStatic	-1328.70	75.37
462	271	Shell-Thick	SX101	CEDIMENTI	LinStatic	30207.29	6579.14
462	271	Shell-Thick	SX88	CEDIMENTI	LinStatic	36849.42	6048.23
462	271	Shell-Thick	SX89	CEDIMENTI	LinStatic	-48060.58	4812.57
462	271	Shell-Thick	SX102	CEDIMENTI	LinStatic	-40729.50	5343.48
463	272	Shell-Thick	SX116	CEDIMENTI	LinStatic	-1718.85	-493.58
463	272	Shell-Thick	SX129	CEDIMENTI	LinStatic	-993.19	495.49
463	272	Shell-Thick	SX128	CEDIMENTI	LinStatic	2501.84	-910.75
463	272	Shell-Thick	SX115	CEDIMENTI	LinStatic	3419.98	-1899.81
464	273	Shell-Thick	SX130	CEDIMENTI	LinStatic	-2300.81	-1209.55
464	273	Shell-Thick	SX143	CEDIMENTI	LinStatic	2229.50	-828.73
464	273	Shell-Thick	SX142	CEDIMENTI	LinStatic	2608.40	440.38
464	273	Shell-Thick	SX129	CEDIMENTI	LinStatic	-2657.20	59.55
465	274	Shell-Thick	SX79	CEDIMENTI	LinStatic	-980.03	362.34
465	274	Shell-Thick	SX66	CEDIMENTI	LinStatic	-496.60	-3123.77
465	274	Shell-Thick	SX67	CEDIMENTI	LinStatic	-610.03	-1215.46
465	274	Shell-Thick	SX80	CEDIMENTI	LinStatic	-920.84	2270.65
466	275	Shell-Thick	SX80	CEDIMENTI	LinStatic	788.28	2021.14
466	275	Shell-Thick	SX67	CEDIMENTI	LinStatic	4549.45	-661.28
466	275	Shell-Thick	SX68	CEDIMENTI	LinStatic	-28675.01	-3230.97
466	275	Shell-Thick	SX81	CEDIMENTI	LinStatic	-29869.49	-548.55
467	276	Shell-Thick	SX81	CEDIMENTI	LinStatic	47193.42	4489.55
467	276	Shell-Thick	SX68	CEDIMENTI	LinStatic	54691.93	4089.21
467	276	Shell-Thick	SX69	CEDIMENTI	LinStatic	-46630.55	5566.36
467	276	Shell-Thick	SX82	CEDIMENTI	LinStatic	-39759.64	5966.70
468	808	Shell-Thick	DX236	CEDIMENTI	LinStatic	1548.26	-229.66
468	808	Shell-Thick	DX223	CEDIMENTI	LinStatic	-4021.83	-285.22
468	808	Shell-Thick	DX224	CEDIMENTI	LinStatic	22833.98	-417.28
468	808	Shell-Thick	DX237	CEDIMENTI	LinStatic	32463.86	-361.73
469	277	Shell-Thick	SX84	CEDIMENTI	LinStatic	28931.56	7325.03
469	277	Shell-Thick	SX71	CEDIMENTI	LinStatic	33857.52	6785.75
469	277	Shell-Thick	SX72	CEDIMENTI	LinStatic	-39751.11	7645.12
469	277	Shell-Thick	SX85	CEDIMENTI	LinStatic	-35695.94	8184.40
470	278	Shell-Thick	SX85	CEDIMENTI	LinStatic	35876.87	8244.49
470	278	Shell-Thick	SX72	CEDIMENTI	LinStatic	39948.81	7579.13
470	278	Shell-Thick	SX73	CEDIMENTI	LinStatic	-34046.44	6723.71
470	278	Shell-Thick	SX86	CEDIMENTI	LinStatic	-29122.02	7389.06
471	809	Shell-Thick	DX222	CEDIMENTI	LinStatic	754.46	-1601.65
471	809	Shell-Thick	DX209	CEDIMENTI	LinStatic	504.13	1668.05
471	809	Shell-Thick	DX210	CEDIMENTI	LinStatic	357.67	2718.73
471	809	Shell-Thick	DX223	CEDIMENTI	LinStatic	817.91	-550.97
472	279	Shell-Thick	SX88	CEDIMENTI	LinStatic	41293.96	6060.34
472	279	Shell-Thick	SX75	CEDIMENTI	LinStatic	48305.64	5737.05
472	279	Shell-Thick	SX76	CEDIMENTI	LinStatic	-58998.32	4112.87
472	279	Shell-Thick	SX89	CEDIMENTI	LinStatic	-51560.98	4436.16
473	280	Shell-Thick	SX129	CEDIMENTI	LinStatic	-699.49	889.45
473	280	Shell-Thick	SX142	CEDIMENTI	LinStatic	1508.07	-86.16
473	280	Shell-Thick	SX141	CEDIMENTI	LinStatic	-611.67	-1977.64
473	280	Shell-Thick	SX128	CEDIMENTI	LinStatic	689.03	-1002.02
474	281	Shell-Thick	SX143	CEDIMENTI	LinStatic	1728.45	-892.44
474	281	Shell-Thick	SX156	CEDIMENTI	LinStatic	-2159.28	-2778.10
474	281	Shell-Thick	SX155	CEDIMENTI	LinStatic	-2538.05	-1480.54
474	281	Shell-Thick	SX142	CEDIMENTI	LinStatic	2165.80	405.13
475	282	Shell-Thick	SX142	CEDIMENTI	LinStatic	2824.05	-774.24
475	282	Shell-Thick	SX155	CEDIMENTI	LinStatic	2488.68	26.25
475	282	Shell-Thick	SX154	CEDIMENTI	LinStatic	-7326.60	-792.52
475	282	Shell-Thick	SX141	CEDIMENTI	LinStatic	-2726.83	-1593.02
476	283	Shell-Thick	SX66	CEDIMENTI	LinStatic	-973.11	-2994.52
476	283	Shell-Thick	SX53	CEDIMENTI	LinStatic	1264.84	-2901.16
476	283	Shell-Thick	SX54	CEDIMENTI	LinStatic	1382.17	-1319.10
476	283	Shell-Thick	SX67	CEDIMENTI	LinStatic	-1390.52	-1412.47
477	284	Shell-Thick	SX67	CEDIMENTI	LinStatic	7204.59	-1643.30
477	284	Shell-Thick	SX54	CEDIMENTI	LinStatic	-1804.72	-837.23
477	284	Shell-Thick	SX55	CEDIMENTI	LinStatic	-55098.36	-1665.00

477	284	Shell-Thick	SX68	CEDIMENTI	LinStatic	-33025.88	-2471.07
478	285	Shell-Thick	SX68	CEDIMENTI	LinStatic	58121.50	3875.29
478	285	Shell-Thick	SX55	CEDIMENTI	LinStatic	65797.58	3216.29
478	285	Shell-Thick	SX56	CEDIMENTI	LinStatic	-58367.42	4728.82
478	285	Shell-Thick	SX69	CEDIMENTI	LinStatic	-51134.42	5387.82
479	810	Shell-Thick	DX223	CEDIMENTI	LinStatic	-3933.11	468.35
479	810	Shell-Thick	DX210	CEDIMENTI	LinStatic	-499.79	1952.03
479	810	Shell-Thick	DX211	CEDIMENTI	LinStatic	28364.11	322.78
479	810	Shell-Thick	DX224	CEDIMENTI	LinStatic	22331.33	-1160.91
480	286	Shell-Thick	SX71	CEDIMENTI	LinStatic	36245.12	6442.82
480	286	Shell-Thick	SX58	CEDIMENTI	LinStatic	41556.34	5816.36
480	286	Shell-Thick	SX59	CEDIMENTI	LinStatic	-46545.20	6584.73
480	286	Shell-Thick	SX72	CEDIMENTI	LinStatic	-42323.73	7211.19
481	287	Shell-Thick	SX72	CEDIMENTI	LinStatic	42541.21	7147.38
481	287	Shell-Thick	SX59	CEDIMENTI	LinStatic	46765.14	6631.91
481	287	Shell-Thick	SX60	CEDIMENTI	LinStatic	-41827.84	5857.53
481	287	Shell-Thick	SX73	CEDIMENTI	LinStatic	-36506.40	6373.00
482	811	Shell-Thick	DX209	CEDIMENTI	LinStatic	-126.70	1521.96
482	811	Shell-Thick	DX196	CEDIMENTI	LinStatic	-914.76	-1450.09
482	811	Shell-Thick	DX197	CEDIMENTI	LinStatic	-1152.36	0.16
482	811	Shell-Thick	DX210	CEDIMENTI	LinStatic	-36.62	2972.22
483	288	Shell-Thick	SX75	CEDIMENTI	LinStatic	52802.03	5424.88
483	288	Shell-Thick	SX62	CEDIMENTI	LinStatic	59837.37	4577.23
483	288	Shell-Thick	SX63	CEDIMENTI	LinStatic	-70260.16	3144.50
483	288	Shell-Thick	SX76	CEDIMENTI	LinStatic	-62348.81	3992.15
484	289	Shell-Thick	SX156	CEDIMENTI	LinStatic	-2491.65	-2925.30
484	289	Shell-Thick	SX169	CEDIMENTI	LinStatic	2153.63	-2926.62
484	289	Shell-Thick	SX168	CEDIMENTI	LinStatic	2690.17	-1072.41
484	289	Shell-Thick	SX155	CEDIMENTI	LinStatic	-3129.51	-1071.09
485	290	Shell-Thick	SX155	CEDIMENTI	LinStatic	5901.15	258.31
485	290	Shell-Thick	SX168	CEDIMENTI	LinStatic	-4777.72	-1874.48
485	290	Shell-Thick	SX167	CEDIMENTI	LinStatic	-36566.08	-2340.38
485	290	Shell-Thick	SX154	CEDIMENTI	LinStatic	-11844.00	-207.60
486	291	Shell-Thick	SX53	CEDIMENTI	LinStatic	456.07	-3333.60
486	291	Shell-Thick	SX40	CEDIMENTI	LinStatic	735.94	-1554.64
486	291	Shell-Thick	SX41	CEDIMENTI	LinStatic	367.19	1013.41
486	291	Shell-Thick	SX54	CEDIMENTI	LinStatic	334.31	-765.55
487	292	Shell-Thick	SX54	CEDIMENTI	LinStatic	2702.20	-55.06
487	292	Shell-Thick	SX41	CEDIMENTI	LinStatic	3119.22	629.79
487	292	Shell-Thick	SX42	CEDIMENTI	LinStatic	-73706.05	-1939.85
487	292	Shell-Thick	SX55	CEDIMENTI	LinStatic	-61601.75	-2624.69
488	293	Shell-Thick	SX55	CEDIMENTI	LinStatic	69333.14	2871.47
488	293	Shell-Thick	SX42	CEDIMENTI	LinStatic	77149.51	1798.25
488	293	Shell-Thick	SX43	CEDIMENTI	LinStatic	-70821.94	3480.92
488	293	Shell-Thick	SX56	CEDIMENTI	LinStatic	-62970.79	4554.14
489	812	Shell-Thick	DX210	CEDIMENTI	LinStatic	-1971.35	2348.43
489	812	Shell-Thick	DX197	CEDIMENTI	LinStatic	2963.02	1042.62
489	812	Shell-Thick	DX198	CEDIMENTI	LinStatic	38205.62	-1176.28
489	812	Shell-Thick	DX211	CEDIMENTI	LinStatic	29241.15	129.53
490	294	Shell-Thick	SX58	CEDIMENTI	LinStatic	44196.39	5726.35
490	294	Shell-Thick	SX45	CEDIMENTI	LinStatic	49975.55	5060.84
490	294	Shell-Thick	SX46	CEDIMENTI	LinStatic	-53779.77	5294.44
490	294	Shell-Thick	SX59	CEDIMENTI	LinStatic	-49297.89	5959.95
491	295	Shell-Thick	SX59	CEDIMENTI	LinStatic	49494.85	6004.61
491	295	Shell-Thick	SX46	CEDIMENTI	LinStatic	53933.29	5226.46
491	295	Shell-Thick	SX47	CEDIMENTI	LinStatic	-50260.61	4991.93
491	295	Shell-Thick	SX60	CEDIMENTI	LinStatic	-44421.87	5770.08
492	813	Shell-Thick	DX196	CEDIMENTI	LinStatic	-613.29	-1497.61
492	813	Shell-Thick	DX183	CEDIMENTI	LinStatic	663.92	-938.13
492	813	Shell-Thick	DX184	CEDIMENTI	LinStatic	849.15	584.27
492	813	Shell-Thick	DX197	CEDIMENTI	LinStatic	-958.71	24.78
493	296	Shell-Thick	SX62	CEDIMENTI	LinStatic	64458.16	4410.88
493	296	Shell-Thick	SX49	CEDIMENTI	LinStatic	72318.99	3347.93
493	296	Shell-Thick	SX50	CEDIMENTI	LinStatic	-81742.24	1702.12
493	296	Shell-Thick	SX63	CEDIMENTI	LinStatic	-73883.24	2765.07
494	297	Shell-Thick	SX169	CEDIMENTI	LinStatic	3130.44	-2753.46
494	297	Shell-Thick	SX182	CEDIMENTI	LinStatic	-2596.50	-1403.37
494	297	Shell-Thick	SX181	CEDIMENTI	LinStatic	-3104.73	180.93
494	297	Shell-Thick	SX168	CEDIMENTI	LinStatic	3367.55	-1169.16
495	298	Shell-Thick	SX168	CEDIMENTI	LinStatic	-18.17	-2155.01
495	298	Shell-Thick	SX181	CEDIMENTI	LinStatic	-6174.23	1519.72
495	298	Shell-Thick	SX180	CEDIMENTI	LinStatic	-50376.93	1817.72
495	298	Shell-Thick	SX167	CEDIMENTI	LinStatic	-40144.69	-1857.01
496	299	Shell-Thick	SX40	CEDIMENTI	LinStatic	-845.58	-1644.27
496	299	Shell-Thick	SX27	CEDIMENTI	LinStatic	-1346.08	-5414.21
496	299	Shell-Thick	SX28	CEDIMENTI	LinStatic	-1370.77	-2936.85
496	299	Shell-Thick	SX41	CEDIMENTI	LinStatic	-891.91	833.09
497	300	Shell-Thick	SX41	CEDIMENTI	LinStatic	9622.07	-241.35
497	300	Shell-Thick	SX28	CEDIMENTI	LinStatic	4096.02	-1394.47
497	300	Shell-Thick	SX29	CEDIMENTI	LinStatic	-111015.31	-2991.06
497	300	Shell-Thick	SX42	CEDIMENTI	LinStatic	-82177.97	-1837.95

498	301	Shell-Thick	SX42	CEDIMENTI	LinStatic	81051.04	1389.47
498	301	Shell-Thick	SX29	CEDIMENTI	LinStatic	88881.15	268.01
498	301	Shell-Thick	SX30	CEDIMENTI	LinStatic	-83988.89	1952.89
498	301	Shell-Thick	SX43	CEDIMENTI	LinStatic	-75325.31	3074.35
499	814	Shell-Thick	DX197	CEDIMENTI	LinStatic	2836.45	614.72
499	814	Shell-Thick	DX184	CEDIMENTI	LinStatic	-3194.76	523.49
499	814	Shell-Thick	DX185	CEDIMENTI	LinStatic	30381.03	-464.18
499	814	Shell-Thick	DX198	CEDIMENTI	LinStatic	38530.88	-372.94
500	302	Shell-Thick	SX45	CEDIMENTI	LinStatic	52737.84	4901.68
500	302	Shell-Thick	SX32	CEDIMENTI	LinStatic	60358.99	3808.09
500	302	Shell-Thick	SX33	CEDIMENTI	LinStatic	-60418.56	3480.68
500	302	Shell-Thick	SX46	CEDIMENTI	LinStatic	-56740.76	4574.27
501	303	Shell-Thick	SX46	CEDIMENTI	LinStatic	56910.83	4507.44
501	303	Shell-Thick	SX33	CEDIMENTI	LinStatic	60513.33	3527.49
501	303	Shell-Thick	SX34	CEDIMENTI	LinStatic	-60795.96	3842.77
501	303	Shell-Thick	SX47	CEDIMENTI	LinStatic	-53089.80	4822.72
502	815	Shell-Thick	DX183	CEDIMENTI	LinStatic	1170.56	-1024.29
502	815	Shell-Thick	DX170	CEDIMENTI	LinStatic	450.22	385.55
502	815	Shell-Thick	DX171	CEDIMENTI	LinStatic	-36.30	2397.98
502	815	Shell-Thick	DX184	CEDIMENTI	LinStatic	1154.30	988.13
503	304	Shell-Thick	SX49	CEDIMENTI	LinStatic	76750.93	2814.73
503	304	Shell-Thick	SX36	CEDIMENTI	LinStatic	85465.48	1647.86
503	304	Shell-Thick	SX37	CEDIMENTI	LinStatic	-93556.46	197.04
503	304	Shell-Thick	SX50	CEDIMENTI	LinStatic	-85754.52	1363.91
504	305	Shell-Thick	SX182	CEDIMENTI	LinStatic	-2441.36	300.66
504	305	Shell-Thick	SX195	CEDIMENTI	LinStatic	3804.81	2337.92
504	305	Shell-Thick	SX194	CEDIMENTI	LinStatic	4186.97	95.74
504	305	Shell-Thick	SX181	CEDIMENTI	LinStatic	-3088.90	-1941.53
505	306	Shell-Thick	SX181	CEDIMENTI	LinStatic	-5106.58	100.24
505	306	Shell-Thick	SX194	CEDIMENTI	LinStatic	-3385.89	-2141.90
505	306	Shell-Thick	SX193	CEDIMENTI	LinStatic	-36680.34	-1047.12
505	306	Shell-Thick	SX180	CEDIMENTI	LinStatic	-42757.22	1195.02
506	307	Shell-Thick	SX27	CEDIMENTI	LinStatic	-1610.11	-5410.03
506	307	Shell-Thick	SX14	CEDIMENTI	LinStatic	3030.60	-8056.62
506	307	Shell-Thick	SX15	CEDIMENTI	LinStatic	3811.79	-4903.41
506	307	Shell-Thick	SX28	CEDIMENTI	LinStatic	-1661.90	-2256.82
507	308	Shell-Thick	SX28	CEDIMENTI	LinStatic	14981.90	-2487.45
507	308	Shell-Thick	SX15	CEDIMENTI	LinStatic	-29159.07	-3765.05
507	308	Shell-Thick	SX16	CEDIMENTI	LinStatic	-194574.91	-2064.20
507	308	Shell-Thick	SX29	CEDIMENTI	LinStatic	-122282.91	-786.60
508	309	Shell-Thick	SX29	CEDIMENTI	LinStatic	93646.34	708.15
508	309	Shell-Thick	SX16	CEDIMENTI	LinStatic	107947.57	-190.00
508	309	Shell-Thick	SX17	CEDIMENTI	LinStatic	-92549.85	1080.15
508	309	Shell-Thick	SX30	CEDIMENTI	LinStatic	-89092.65	1978.31
509	816	Shell-Thick	DX184	CEDIMENTI	LinStatic	-2902.58	1465.77
509	816	Shell-Thick	DX171	CEDIMENTI	LinStatic	1814.77	2294.97
509	816	Shell-Thick	DX172	CEDIMENTI	LinStatic	37495.46	77.65
509	816	Shell-Thick	DX185	CEDIMENTI	LinStatic	30629.76	-751.54
510	310	Shell-Thick	SX32	CEDIMENTI	LinStatic	63710.65	3371.95
510	310	Shell-Thick	SX19	CEDIMENTI	LinStatic	69493.65	2517.97
510	310	Shell-Thick	SX20	CEDIMENTI	LinStatic	-70706.97	1366.02
510	310	Shell-Thick	SX33	CEDIMENTI	LinStatic	-63721.01	2220.00
511	311	Shell-Thick	SX33	CEDIMENTI	LinStatic	63797.97	2265.97
511	311	Shell-Thick	SX20	CEDIMENTI	LinStatic	70642.81	1299.86
511	311	Shell-Thick	SX21	CEDIMENTI	LinStatic	-70028.23	2454.74
511	311	Shell-Thick	SX34	CEDIMENTI	LinStatic	-64102.46	3420.84
512	817	Shell-Thick	DX170	CEDIMENTI	LinStatic	-1222.47	1653.14
512	817	Shell-Thick	DX157	CEDIMENTI	LinStatic	-299.25	-2945.65
512	817	Shell-Thick	DX158	CEDIMENTI	LinStatic	-485.53	-3846.40
512	817	Shell-Thick	DX171	CEDIMENTI	LinStatic	-1404.41	752.40
513	312	Shell-Thick	SX36	CEDIMENTI	LinStatic	90564.08	1772.37
513	312	Shell-Thick	SX23	CEDIMENTI	LinStatic	93399.33	1116.45
513	312	Shell-Thick	SX24	CEDIMENTI	LinStatic	-113342.60	-27.90
513	312	Shell-Thick	SX37	CEDIMENTI	LinStatic	-98439.44	628.03
514	313	Shell-Thick	SX195	CEDIMENTI	LinStatic	2692.91	1531.07
514	313	Shell-Thick	SX208	CEDIMENTI	LinStatic	-3543.06	-350.25
514	313	Shell-Thick	SX207	CEDIMENTI	LinStatic	-4235.52	-794.85
514	313	Shell-Thick	SX194	CEDIMENTI	LinStatic	3512.35	1086.46
515	314	Shell-Thick	SX194	CEDIMENTI	LinStatic	-6937.45	-519.60
515	314	Shell-Thick	SX207	CEDIMENTI	LinStatic	18352.14	418.20
515	314	Shell-Thick	SX206	CEDIMENTI	LinStatic	5167.57	-1484.16
515	314	Shell-Thick	SX193	CEDIMENTI	LinStatic	-34514.74	-2421.96
519	818	Shell-Thick	DX171	CEDIMENTI	LinStatic	1759.30	264.77
519	818	Shell-Thick	DX158	CEDIMENTI	LinStatic	2449.60	-3714.51
519	818	Shell-Thick	DX159	CEDIMENTI	LinStatic	40017.47	-2948.11
519	818	Shell-Thick	DX172	CEDIMENTI	LinStatic	43135.45	1031.17
522	819	Shell-Thick	DX157	CEDIMENTI	LinStatic	-1300.60	-2069.88
522	819	Shell-Thick	DX144	CEDIMENTI	LinStatic	2223.16	-143.62
522	819	Shell-Thick	DX145	CEDIMENTI	LinStatic	2477.42	-2728.15
522	819	Shell-Thick	DX158	CEDIMENTI	LinStatic	-1750.94	-4654.42
524	315	Shell-Thick	SX208	CEDIMENTI	LinStatic	-4251.24	733.83

524	315	Shell-Thick	SX221	CEDIMENTI	LinStatic	4490.21	655.16
524	315	Shell-Thick	SX220	CEDIMENTI	LinStatic	5219.97	-1992.92
524	315	Shell-Thick	SX207	CEDIMENTI	LinStatic	-5128.14	-1914.25
525	316	Shell-Thick	SX207	CEDIMENTI	LinStatic	17302.62	-3026.70
525	316	Shell-Thick	SX220	CEDIMENTI	LinStatic	-7665.55	-1422.19
525	316	Shell-Thick	SX219	CEDIMENTI	LinStatic	-34013.12	3777.85
525	316	Shell-Thick	SX206	CEDIMENTI	LinStatic	4445.60	2173.34
526	317	Shell-Thick	SX221	CEDIMENTI	LinStatic	3375.05	-444.69
526	317	Shell-Thick	SX234	CEDIMENTI	LinStatic	-2785.10	1614.46
526	317	Shell-Thick	SX233	CEDIMENTI	LinStatic	-3626.88	1170.57
526	317	Shell-Thick	SX220	CEDIMENTI	LinStatic	4033.22	-888.59
527	318	Shell-Thick	SX220	CEDIMENTI	LinStatic	-6715.58	671.63
527	318	Shell-Thick	SX233	CEDIMENTI	LinStatic	81.07	-777.67
527	318	Shell-Thick	SX232	CEDIMENTI	LinStatic	-31203.11	-23.58
527	318	Shell-Thick	SX219	CEDIMENTI	LinStatic	-37292.79	1425.72
529	319	Shell-Thick	DX16	CEDIMENTI	LinStatic	-114379.01	-324.28
529	319	Shell-Thick	SX16	CEDIMENTI	LinStatic	118353.94	-507.53
529	319	Shell-Thick	SX29	CEDIMENTI	LinStatic	112229.25	841.64
529	319	Shell-Thick	DX29	CEDIMENTI	LinStatic	-108360.82	1024.89
530	320	Shell-Thick	DX29	CEDIMENTI	LinStatic	-104843.48	2807.35
530	320	Shell-Thick	SX29	CEDIMENTI	LinStatic	108690.62	2629.88
530	320	Shell-Thick	SX42	CEDIMENTI	LinStatic	101231.31	4678.25
530	320	Shell-Thick	DX42	CEDIMENTI	LinStatic	-97494.02	4855.72
531	321	Shell-Thick	DX42	CEDIMENTI	LinStatic	-93951.34	5268.57
531	321	Shell-Thick	SX42	CEDIMENTI	LinStatic	97681.09	5188.79
531	321	Shell-Thick	SX55	CEDIMENTI	LinStatic	89538.98	6194.55
531	321	Shell-Thick	DX55	CEDIMENTI	LinStatic	-86014.21	6274.33
532	322	Shell-Thick	DX55	CEDIMENTI	LinStatic	-82375.38	6762.90
532	322	Shell-Thick	SX55	CEDIMENTI	LinStatic	85898.53	6590.00
532	322	Shell-Thick	SX68	CEDIMENTI	LinStatic	77495.29	7232.16
532	322	Shell-Thick	DX68	CEDIMENTI	LinStatic	-74019.59	7405.05
533	323	Shell-Thick	DX68	CEDIMENTI	LinStatic	-70138.80	7237.10
533	323	Shell-Thick	SX68	CEDIMENTI	LinStatic	73608.88	7189.95
533	323	Shell-Thick	SX81	CEDIMENTI	LinStatic	65136.92	7391.55
533	323	Shell-Thick	DX81	CEDIMENTI	LinStatic	-61810.32	7438.70
534	324	Shell-Thick	DX81	CEDIMENTI	LinStatic	-57782.82	7443.05
534	324	Shell-Thick	SX81	CEDIMENTI	LinStatic	61113.93	7333.84
534	324	Shell-Thick	SX94	CEDIMENTI	LinStatic	52648.34	7807.91
534	324	Shell-Thick	DX94	CEDIMENTI	LinStatic	-49399.68	7917.12
535	325	Shell-Thick	DX94	CEDIMENTI	LinStatic	-45284.61	8264.24
535	325	Shell-Thick	SX94	CEDIMENTI	LinStatic	48529.75	8171.49
535	325	Shell-Thick	SX107	CEDIMENTI	LinStatic	39939.66	8279.31
535	325	Shell-Thick	DX107	CEDIMENTI	LinStatic	-36780.20	8372.06
536	326	Shell-Thick	DX107	CEDIMENTI	LinStatic	-32650.01	8027.59
536	326	Shell-Thick	SX107	CEDIMENTI	LinStatic	35809.78	7903.32
536	326	Shell-Thick	SX120	CEDIMENTI	LinStatic	27317.50	7933.34
536	326	Shell-Thick	DX120	CEDIMENTI	LinStatic	-24297.64	8057.61
537	327	Shell-Thick	DX120	CEDIMENTI	LinStatic	-19968.54	8119.05
537	327	Shell-Thick	SX120	CEDIMENTI	LinStatic	22988.52	8073.76
537	327	Shell-Thick	SX133	CEDIMENTI	LinStatic	14576.93	7949.80
537	327	Shell-Thick	DX133	CEDIMENTI	LinStatic	-11598.68	7995.10
538	328	Shell-Thick	DX133	CEDIMENTI	LinStatic	-7270.50	7844.86
538	328	Shell-Thick	SX133	CEDIMENTI	LinStatic	10250.29	7697.69
538	328	Shell-Thick	SX146	CEDIMENTI	LinStatic	1802.67	7872.69
538	328	Shell-Thick	DX146	CEDIMENTI	LinStatic	999.48	8019.85
539	329	Shell-Thick	DX146	CEDIMENTI	LinStatic	5483.13	8308.64
539	329	Shell-Thick	SX146	CEDIMENTI	LinStatic	-2682.85	8203.69
539	329	Shell-Thick	SX159	CEDIMENTI	LinStatic	-11071.12	7150.74
539	329	Shell-Thick	DX159	CEDIMENTI	LinStatic	13815.37	7255.69
540	330	Shell-Thick	DX159	CEDIMENTI	LinStatic	18784.31	5918.39
540	330	Shell-Thick	SX159	CEDIMENTI	LinStatic	-16040.93	5710.42
540	330	Shell-Thick	SX172	CEDIMENTI	LinStatic	-24300.68	7222.54
540	330	Shell-Thick	DX172	CEDIMENTI	LinStatic	26719.17	7430.51
541	331	Shell-Thick	DX172	CEDIMENTI	LinStatic	25664.03	9259.25
541	331	Shell-Thick	SX172	CEDIMENTI	LinStatic	-23696.91	9357.40
541	331	Shell-Thick	SX185	CEDIMENTI	LinStatic	-28889.55	11544.41
541	331	Shell-Thick	DX185	CEDIMENTI	LinStatic	31458.40	11446.26
542	332	Shell-Thick	DX185	CEDIMENTI	LinStatic	32755.38	10118.59
542	332	Shell-Thick	SX185	CEDIMENTI	LinStatic	-30188.37	9980.94
542	332	Shell-Thick	SX198	CEDIMENTI	LinStatic	-35782.73	9193.43
542	332	Shell-Thick	DX198	CEDIMENTI	LinStatic	38051.87	9331.07
543	333	Shell-Thick	DX198	CEDIMENTI	LinStatic	39749.89	8838.74
543	333	Shell-Thick	SX198	CEDIMENTI	LinStatic	-37480.07	8927.58
543	333	Shell-Thick	SX211	CEDIMENTI	LinStatic	-42628.43	8218.08
543	333	Shell-Thick	DX211	CEDIMENTI	LinStatic	45216.08	8129.25
544	334	Shell-Thick	DX211	CEDIMENTI	LinStatic	46996.46	7871.62
544	334	Shell-Thick	SX211	CEDIMENTI	LinStatic	-44406.44	7796.37
544	334	Shell-Thick	SX224	CEDIMENTI	LinStatic	-49783.11	7634.79
544	334	Shell-Thick	DX224	CEDIMENTI	LinStatic	52114.18	7710.04
545	335	Shell-Thick	DX224	CEDIMENTI	LinStatic	54106.33	7698.41
545	335	Shell-Thick	SX224	CEDIMENTI	LinStatic	-51775.48	7729.69



545	335	Shell-Thick	SX237	CEDIMENTI	LinStatic	-56930.24	7230.76
545	335	Shell-Thick	DX237	CEDIMENTI	LinStatic	59526.63	7199.48
546	336	Shell-Thick	DX237	CEDIMENTI	LinStatic	61364.61	6823.42
546	336	Shell-Thick	SX237	CEDIMENTI	LinStatic	-58768.49	6740.11
546	336	Shell-Thick	SX250	CEDIMENTI	LinStatic	-63979.80	6499.28
546	336	Shell-Thick	DX250	CEDIMENTI	LinStatic	66287.65	6582.59
547	337	Shell-Thick	DX250	CEDIMENTI	LinStatic	68264.85	6412.54
547	337	Shell-Thick	SX250	CEDIMENTI	LinStatic	-65955.50	6487.30
547	337	Shell-Thick	SX263	CEDIMENTI	LinStatic	-70643.85	5969.18
547	337	Shell-Thick	DX263	CEDIMENTI	LinStatic	73234.11	5894.42
548	338	Shell-Thick	DX263	CEDIMENTI	LinStatic	74986.16	5566.76
548	338	Shell-Thick	SX263	CEDIMENTI	LinStatic	-72396.01	5474.19
548	338	Shell-Thick	SX276	CEDIMENTI	LinStatic	-76986.11	5722.59
548	338	Shell-Thick	DX276	CEDIMENTI	LinStatic	79326.99	5815.16
549	339	Shell-Thick	DX276	CEDIMENTI	LinStatic	65166.20	5871.80
549	339	Shell-Thick	SX276	CEDIMENTI	LinStatic	-63327.54	5903.76
549	339	Shell-Thick	SX289	CEDIMENTI	LinStatic	-69709.98	5809.18
549	339	Shell-Thick	DX289	CEDIMENTI	LinStatic	71778.62	5777.22
550	340	Shell-Thick	DX289	CEDIMENTI	LinStatic	73464.46	5408.18
550	340	Shell-Thick	SX289	CEDIMENTI	LinStatic	-71396.19	5343.32
550	340	Shell-Thick	SX302	CEDIMENTI	LinStatic	-77535.30	5137.61
550	340	Shell-Thick	DX302	CEDIMENTI	LinStatic	79349.18	5202.47
551	341	Shell-Thick	DX302	CEDIMENTI	LinStatic	81145.53	5071.51
551	341	Shell-Thick	SX302	CEDIMENTI	LinStatic	-79329.92	5143.88
551	341	Shell-Thick	SX315	CEDIMENTI	LinStatic	-84911.86	4863.01
551	341	Shell-Thick	DX315	CEDIMENTI	LinStatic	86959.80	4790.64
552	342	Shell-Thick	DX315	CEDIMENTI	LinStatic	88466.91	4900.46
552	342	Shell-Thick	SX315	CEDIMENTI	LinStatic	-86419.97	4797.69
552	342	Shell-Thick	SX328	CEDIMENTI	LinStatic	-92014.68	4690.67
552	342	Shell-Thick	DX328	CEDIMENTI	LinStatic	93806.75	4793.45
553	343	Shell-Thick	DX328	CEDIMENTI	LinStatic	95326.21	4490.96
553	343	Shell-Thick	SX328	CEDIMENTI	LinStatic	-93534.40	4547.01
553	343	Shell-Thick	SX341	CEDIMENTI	LinStatic	-98509.96	4122.48
553	343	Shell-Thick	DX341	CEDIMENTI	LinStatic	100470.54	4066.43
554	344	Shell-Thick	DX341	CEDIMENTI	LinStatic	101747.45	4034.98
554	344	Shell-Thick	SX341	CEDIMENTI	LinStatic	-99786.38	3996.91
554	344	Shell-Thick	SX354	CEDIMENTI	LinStatic	-104492.91	3886.50
554	344	Shell-Thick	DX354	CEDIMENTI	LinStatic	106318.82	3924.58
555	345	Shell-Thick	DX354	CEDIMENTI	LinStatic	107559.93	3784.50
555	345	Shell-Thick	SX354	CEDIMENTI	LinStatic	-105734.21	3826.87
555	345	Shell-Thick	SX367	CEDIMENTI	LinStatic	-109824.51	3458.72
555	345	Shell-Thick	DX367	CEDIMENTI	LinStatic	111815.39	3416.35
556	346	Shell-Thick	DX367	CEDIMENTI	LinStatic	112685.92	3355.88
556	346	Shell-Thick	SX367	CEDIMENTI	LinStatic	-110694.64	3443.27
556	346	Shell-Thick	SX380	CEDIMENTI	LinStatic	-114169.82	3303.70
556	346	Shell-Thick	DX380	CEDIMENTI	LinStatic	116300.05	3216.31
557	347	Shell-Thick	SX234	CEDIMENTI	LinStatic	-3612.90	2221.40
557	347	Shell-Thick	SX247	CEDIMENTI	LinStatic	2585.24	-749.85
557	347	Shell-Thick	SX246	CEDIMENTI	LinStatic	3168.35	-2275.02
557	347	Shell-Thick	SX233	CEDIMENTI	LinStatic	-4191.61	696.24
558	820	Shell-Thick	DX158	CEDIMENTI	LinStatic	4565.01	-4960.08
558	820	Shell-Thick	DX145	CEDIMENTI	LinStatic	-4887.72	-3027.15
558	820	Shell-Thick	DX146	CEDIMENTI	LinStatic	14222.89	972.41
558	820	Shell-Thick	DX159	CEDIMENTI	LinStatic	35038.08	-960.52
559	821	Shell-Thick	DX144	CEDIMENTI	LinStatic	819.37	-1041.06
559	821	Shell-Thick	DX131	CEDIMENTI	LinStatic	-899.92	-348.58
559	821	Shell-Thick	DX132	CEDIMENTI	LinStatic	-1074.56	-846.85
559	821	Shell-Thick	DX145	CEDIMENTI	LinStatic	1149.10	-1539.33
560	822	Shell-Thick	DX145	CEDIMENTI	LinStatic	-2915.49	-1356.78
560	822	Shell-Thick	DX132	CEDIMENTI	LinStatic	-2063.77	-1421.93
560	822	Shell-Thick	DX133	CEDIMENTI	LinStatic	7216.62	-126.42
560	822	Shell-Thick	DX146	CEDIMENTI	LinStatic	10034.10	-61.27
561	823	Shell-Thick	DX131	CEDIMENTI	LinStatic	-1711.20	342.25
561	823	Shell-Thick	DX118	CEDIMENTI	LinStatic	1820.43	654.05
561	823	Shell-Thick	DX119	CEDIMENTI	LinStatic	2118.20	-1360.69
561	823	Shell-Thick	DX132	CEDIMENTI	LinStatic	-1919.90	-1672.49
562	824	Shell-Thick	DX132	CEDIMENTI	LinStatic	-1539.71	-1854.55
562	824	Shell-Thick	DX119	CEDIMENTI	LinStatic	524.79	-1487.27
562	824	Shell-Thick	DX120	CEDIMENTI	LinStatic	4612.36	392.73
562	824	Shell-Thick	DX133	CEDIMENTI	LinStatic	5001.70	25.45
563	825	Shell-Thick	DX118	CEDIMENTI	LinStatic	923.57	108.10
563	825	Shell-Thick	DX105	CEDIMENTI	LinStatic	-1176.41	-697.86
563	825	Shell-Thick	DX106	CEDIMENTI	LinStatic	-1432.65	-1512.65
563	825	Shell-Thick	DX119	CEDIMENTI	LinStatic	1239.90	-706.70
564	826	Shell-Thick	DX119	CEDIMENTI	LinStatic	490.90	-1122.81
564	826	Shell-Thick	DX106	CEDIMENTI	LinStatic	2265.53	-1393.62
564	826	Shell-Thick	DX107	CEDIMENTI	LinStatic	3475.96	27.25
564	826	Shell-Thick	DX120	CEDIMENTI	LinStatic	3028.41	298.07
565	827	Shell-Thick	DX105	CEDIMENTI	LinStatic	-1924.53	-195.68
565	827	Shell-Thick	DX92	CEDIMENTI	LinStatic	1210.15	-1289.80
565	827	Shell-Thick	DX93	CEDIMENTI	LinStatic	1694.15	-3157.55



Autorità Portuale di Taranto
Interventi per il dragaggio di 2,3 M³ di sedimenti in area Molo Polisettoriale e per la realizzazione di un primo lotto della cassa di colmata funzionale all'ampliamento del V Sporgente del Porto di Taranto

Allegati alla relazione di calcolo strutturale allineamento "BC"

Data 05/2016
Rev. B
c.d.c.: C296A
514B

565	827	Shell-Thick	DX106	CEDIMENTI	LinStatic	-2188.50	-2063.44
566	828	Shell-Thick	DX106	CEDIMENTI	LinStatic	3514.59	-2240.84
566	828	Shell-Thick	DX93	CEDIMENTI	LinStatic	-3958.84	-3251.82
566	828	Shell-Thick	DX94	CEDIMENTI	LinStatic	-14364.77	-39.51
566	828	Shell-Thick	DX107	CEDIMENTI	LinStatic	862.61	971.47
567	829	Shell-Thick	DX92	CEDIMENTI	LinStatic	1118.29	-1547.53
567	829	Shell-Thick	DX79	CEDIMENTI	LinStatic	369.28	2066.04
567	829	Shell-Thick	DX80	CEDIMENTI	LinStatic	248.14	764.36
567	829	Shell-Thick	DX93	CEDIMENTI	LinStatic	1311.83	-2849.21
568	830	Shell-Thick	DX93	CEDIMENTI	LinStatic	-2317.68	-2510.86
568	830	Shell-Thick	DX80	CEDIMENTI	LinStatic	712.57	145.15
568	830	Shell-Thick	DX81	CEDIMENTI	LinStatic	-15158.46	1845.08
568	830	Shell-Thick	DX94	CEDIMENTI	LinStatic	-16928.63	-810.92
569	831	Shell-Thick	DX79	CEDIMENTI	LinStatic	-869.17	2353.99
569	831	Shell-Thick	DX66	CEDIMENTI	LinStatic	-718.38	-1088.87
569	831	Shell-Thick	DX67	CEDIMENTI	LinStatic	-695.89	-2993.34
569	831	Shell-Thick	DX80	CEDIMENTI	LinStatic	-667.96	449.52
570	832	Shell-Thick	DX80	CEDIMENTI	LinStatic	634.64	-149.71
570	832	Shell-Thick	DX67	CEDIMENTI	LinStatic	4180.69	-2658.18
570	832	Shell-Thick	DX68	CEDIMENTI	LinStatic	-15624.65	-378.37
570	832	Shell-Thick	DX81	CEDIMENTI	LinStatic	-16487.79	2130.10
571	833	Shell-Thick	DX66	CEDIMENTI	LinStatic	-713.08	-1059.42
571	833	Shell-Thick	DX53	CEDIMENTI	LinStatic	824.38	-934.37
571	833	Shell-Thick	DX54	CEDIMENTI	LinStatic	1154.06	-2861.36
571	833	Shell-Thick	DX67	CEDIMENTI	LinStatic	-937.06	-2986.41
572	834	Shell-Thick	DX67	CEDIMENTI	LinStatic	7217.98	-3448.71
572	834	Shell-Thick	DX54	CEDIMENTI	LinStatic	-2376.98	-2744.41
572	834	Shell-Thick	DX55	CEDIMENTI	LinStatic	-40936.14	1400.51
572	834	Shell-Thick	DX68	CEDIMENTI	LinStatic	-19249.46	696.21
573	835	Shell-Thick	DX53	CEDIMENTI	LinStatic	537.00	-671.74
573	835	Shell-Thick	DX40	CEDIMENTI	LinStatic	153.77	1184.69
573	835	Shell-Thick	DX41	CEDIMENTI	LinStatic	73.89	-1355.28
573	835	Shell-Thick	DX54	CEDIMENTI	LinStatic	714.86	-3211.71
574	836	Shell-Thick	DX54	CEDIMENTI	LinStatic	2496.32	-2797.64
574	836	Shell-Thick	DX41	CEDIMENTI	LinStatic	2620.60	-2119.80
574	836	Shell-Thick	DX42	CEDIMENTI	LinStatic	-58458.52	1872.09
574	836	Shell-Thick	DX55	CEDIMENTI	LinStatic	-46456.70	1194.25
575	837	Shell-Thick	DX40	CEDIMENTI	LinStatic	-385.16	1125.94
575	837	Shell-Thick	DX27	CEDIMENTI	LinStatic	-1440.98	-2820.64
575	837	Shell-Thick	DX28	CEDIMENTI	LinStatic	-1429.34	-4979.17
575	837	Shell-Thick	DX41	CEDIMENTI	LinStatic	-392.22	-1032.60
576	838	Shell-Thick	DX41	CEDIMENTI	LinStatic	9565.81	-2471.18
576	838	Shell-Thick	DX28	CEDIMENTI	LinStatic	2874.57	-4150.10
576	838	Shell-Thick	DX29	CEDIMENTI	LinStatic	-94464.29	1062.47
576	838	Shell-Thick	DX42	CEDIMENTI	LinStatic	-66071.85	2741.40
577	839	Shell-Thick	DX27	CEDIMENTI	LinStatic	-2092.19	-1992.49
577	839	Shell-Thick	DX14	CEDIMENTI	LinStatic	3634.38	-4813.93
577	839	Shell-Thick	DX15	CEDIMENTI	LinStatic	4184.52	-9344.62
577	839	Shell-Thick	DX28	CEDIMENTI	LinStatic	-2404.27	-6523.18
578	840	Shell-Thick	DX28	CEDIMENTI	LinStatic	12143.75	-7501.39
578	840	Shell-Thick	DX15	CEDIMENTI	LinStatic	-29100.38	-9450.43
578	840	Shell-Thick	DX16	CEDIMENTI	LinStatic	-171506.29	490.13
578	840	Shell-Thick	DX29	CEDIMENTI	LinStatic	-105327.43	2439.18
581	841	Shell-Thick	DX404	CEDIMENTI	LinStatic	-806.23	-1848.58
581	841	Shell-Thick	DX391	CEDIMENTI	LinStatic	910.82	140.79
581	841	Shell-Thick	DX392	CEDIMENTI	LinStatic	881.33	412.34
581	841	Shell-Thick	DX405	CEDIMENTI	LinStatic	-1038.21	-1577.03
582	842	Shell-Thick	DX405	CEDIMENTI	LinStatic	9982.62	-899.62
582	842	Shell-Thick	DX392	CEDIMENTI	LinStatic	-2858.64	-162.41
582	842	Shell-Thick	DX393	CEDIMENTI	LinStatic	69826.96	1171.36
582	842	Shell-Thick	DX406	CEDIMENTI	LinStatic	91483.96	434.16
583	843	Shell-Thick	DX391	CEDIMENTI	LinStatic	790.48	96.40
583	843	Shell-Thick	DX378	CEDIMENTI	LinStatic	-770.46	-659.02
583	843	Shell-Thick	DX379	CEDIMENTI	LinStatic	-1036.37	-396.48
583	843	Shell-Thick	DX392	CEDIMENTI	LinStatic	810.95	358.93
584	844	Shell-Thick	DX392	CEDIMENTI	LinStatic	-956.79	259.48
584	844	Shell-Thick	DX379	CEDIMENTI	LinStatic	-2995.85	-222.01
584	844	Shell-Thick	DX380	CEDIMENTI	LinStatic	55932.64	436.08
584	844	Shell-Thick	DX393	CEDIMENTI	LinStatic	67919.74	917.58
585	868	Shell-Thick	DX84	CEDIMENTI	LinStatic	-89549.72	1122.59
585	868	Shell-Thick	SX84	CEDIMENTI	LinStatic	89720.48	1131.81
585	868	Shell-Thick	SX97	CEDIMENTI	LinStatic	80772.76	1493.64
585	868	Shell-Thick	DX97	CEDIMENTI	LinStatic	-80648.10	1484.43
586	869	Shell-Thick	DX97	CEDIMENTI	LinStatic	-77201.77	1586.91
586	869	Shell-Thick	SX97	CEDIMENTI	LinStatic	77326.87	1569.47
586	869	Shell-Thick	SX110	CEDIMENTI	LinStatic	68340.25	1974.08
586	869	Shell-Thick	DX110	CEDIMENTI	LinStatic	-68178.73	1991.52
587	348	Shell-Thick	SX233	CEDIMENTI	LinStatic	132.16	-922.28
587	348	Shell-Thick	SX246	CEDIMENTI	LinStatic	474.47	-905.99
587	348	Shell-Thick	SX245	CEDIMENTI	LinStatic	-35196.98	294.95
587	348	Shell-Thick	SX232	CEDIMENTI	LinStatic	-32291.59	278.66



Autorità Portuale di Taranto
Interventi per il dragaggio di 2,3 M³ di sedimenti in area Molo Polisettoriale e per la realizzazione di un primo lotto della cassa di colmata funzionale all'ampliamento del V Sporgente del Porto di Taranto

Allegati alla relazione di calcolo strutturale allineamento "BC"

Data 05/2016
Rev. B
c.d.c.: C296A
514B

589	870	Shell-Thick	DX69	CEDIMENTI	LinStatic	-95131.99	2364.59
589	870	Shell-Thick	SX69	CEDIMENTI	LinStatic	94392.87	2410.74
589	870	Shell-Thick	SX82	CEDIMENTI	LinStatic	86553.29	2249.94
589	870	Shell-Thick	DX82	CEDIMENTI	LinStatic	-87348.17	2203.79
590	871	Shell-Thick	DX82	CEDIMENTI	LinStatic	-83443.41	2116.13
590	871	Shell-Thick	SX82	CEDIMENTI	LinStatic	82645.46	2131.46
590	871	Shell-Thick	SX95	CEDIMENTI	LinStatic	74695.23	1834.77
590	871	Shell-Thick	DX95	CEDIMENTI	LinStatic	-75454.59	1819.43
591	872	Shell-Thick	DX95	CEDIMENTI	LinStatic	-71525.79	1707.51
591	872	Shell-Thick	SX95	CEDIMENTI	LinStatic	70768.13	1807.60
591	872	Shell-Thick	SX108	CEDIMENTI	LinStatic	62803.27	1690.27
591	872	Shell-Thick	DX108	CEDIMENTI	LinStatic	-63546.20	1590.18
593	873	Shell-Thick	DX114	CEDIMENTI	LinStatic	59118.34	1503.79
593	873	Shell-Thick	DX127	CEDIMENTI	LinStatic	51155.92	1263.12
593	873	Shell-Thick	SX127	CEDIMENTI	LinStatic	-51136.90	1170.15
593	873	Shell-Thick	SX114	CEDIMENTI	LinStatic	-59039.64	1410.82
594	874	Shell-Thick	DX127	CEDIMENTI	LinStatic	47181.97	1080.59
594	874	Shell-Thick	DX140	CEDIMENTI	LinStatic	39467.31	1068.85
594	874	Shell-Thick	SX140	CEDIMENTI	LinStatic	-39298.97	1135.84
594	874	Shell-Thick	SX127	CEDIMENTI	LinStatic	-47161.44	1147.57
595	875	Shell-Thick	DX140	CEDIMENTI	LinStatic	35407.97	983.02
595	875	Shell-Thick	DX153	CEDIMENTI	LinStatic	27747.04	543.34
595	875	Shell-Thick	SX153	CEDIMENTI	LinStatic	-27737.62	477.06
595	875	Shell-Thick	SX140	CEDIMENTI	LinStatic	-35242.22	916.75
596	876	Shell-Thick	DX153	CEDIMENTI	LinStatic	23948.30	190.43
596	876	Shell-Thick	DX166	CEDIMENTI	LinStatic	16829.38	1097.42
596	876	Shell-Thick	SX166	CEDIMENTI	LinStatic	-16503.98	1093.36
596	876	Shell-Thick	SX153	CEDIMENTI	LinStatic	-23934.03	186.36
598	877	Shell-Thick	DX112	CEDIMENTI	LinStatic	64733.47	2132.57
598	877	Shell-Thick	DX125	CEDIMENTI	LinStatic	55537.80	2376.84
598	877	Shell-Thick	SX125	CEDIMENTI	LinStatic	-55778.70	2247.50
598	877	Shell-Thick	SX112	CEDIMENTI	LinStatic	-64543.96	2003.22
599	878	Shell-Thick	DX125	CEDIMENTI	LinStatic	52028.95	2346.91
599	878	Shell-Thick	DX138	CEDIMENTI	LinStatic	43390.13	2621.28
599	878	Shell-Thick	SX138	CEDIMENTI	LinStatic	-43116.87	2792.91
599	878	Shell-Thick	SX125	CEDIMENTI	LinStatic	-52272.27	2518.54
600	879	Shell-Thick	DX138	CEDIMENTI	LinStatic	39815.86	2841.76
600	879	Shell-Thick	DX151	CEDIMENTI	LinStatic	30775.95	3172.51
600	879	Shell-Thick	SX151	CEDIMENTI	LinStatic	-31121.62	3014.03
600	879	Shell-Thick	SX138	CEDIMENTI	LinStatic	-39539.86	2683.29
601	880	Shell-Thick	DX151	CEDIMENTI	LinStatic	27303.53	3448.70
601	880	Shell-Thick	DX164	CEDIMENTI	LinStatic	19162.29	2482.15
601	880	Shell-Thick	SX164	CEDIMENTI	LinStatic	-18787.27	2723.83
601	880	Shell-Thick	SX151	CEDIMENTI	LinStatic	-27651.32	3690.38
603	881	Shell-Thick	DX110	CEDIMENTI	LinStatic	-64618.11	2064.36
603	881	Shell-Thick	SX110	CEDIMENTI	LinStatic	64778.97	2083.80
603	881	Shell-Thick	SX123	CEDIMENTI	LinStatic	55776.61	2328.91
603	881	Shell-Thick	DX123	CEDIMENTI	LinStatic	-55660.14	2309.47
604	882	Shell-Thick	DX123	CEDIMENTI	LinStatic	-52150.05	2453.18
604	882	Shell-Thick	SX123	CEDIMENTI	LinStatic	52266.47	2423.62
604	882	Shell-Thick	SX136	CEDIMENTI	LinStatic	43384.53	2696.60
604	882	Shell-Thick	DX136	CEDIMENTI	LinStatic	-43237.19	2726.16
605	883	Shell-Thick	DX136	CEDIMENTI	LinStatic	-39665.34	2754.44
605	883	Shell-Thick	SX136	CEDIMENTI	LinStatic	39812.30	2787.60
605	883	Shell-Thick	SX149	CEDIMENTI	LinStatic	31063.93	3118.83
605	883	Shell-Thick	DX149	CEDIMENTI	LinStatic	-30949.37	3085.67
606	884	Shell-Thick	DX149	CEDIMENTI	LinStatic	-27484.19	3606.65
606	884	Shell-Thick	SX149	CEDIMENTI	LinStatic	27598.05	3550.24
606	884	Shell-Thick	SX162	CEDIMENTI	LinStatic	19102.18	2577.65
606	884	Shell-Thick	DX162	CEDIMENTI	LinStatic	-18965.21	2634.06
608	885	Shell-Thick	DX108	CEDIMENTI	LinStatic	-59497.29	1482.23
608	885	Shell-Thick	SX108	CEDIMENTI	LinStatic	58752.81	1501.28
608	885	Shell-Thick	SX121	CEDIMENTI	LinStatic	50853.87	1266.10
608	885	Shell-Thick	DX121	CEDIMENTI	LinStatic	-51509.22	1247.05
609	886	Shell-Thick	DX121	CEDIMENTI	LinStatic	-47522.50	1090.99
609	886	Shell-Thick	SX121	CEDIMENTI	LinStatic	46867.77	1149.98
609	886	Shell-Thick	SX134	CEDIMENTI	LinStatic	39021.53	1129.32
609	886	Shell-Thick	DX134	CEDIMENTI	LinStatic	-39799.56	1070.33
610	887	Shell-Thick	DX134	CEDIMENTI	LinStatic	-35730.24	980.33
610	887	Shell-Thick	SX134	CEDIMENTI	LinStatic	34950.74	1007.39
610	887	Shell-Thick	SX147	CEDIMENTI	LinStatic	27426.93	574.27
610	887	Shell-Thick	DX147	CEDIMENTI	LinStatic	-28056.22	547.21
611	888	Shell-Thick	DX147	CEDIMENTI	LinStatic	-24261.73	132.10
611	888	Shell-Thick	SX147	CEDIMENTI	LinStatic	23632.76	265.73
611	888	Shell-Thick	SX160	CEDIMENTI	LinStatic	16334.52	1152.19
611	888	Shell-Thick	DX160	CEDIMENTI	LinStatic	-17011.47	1018.56
613	889	Shell-Thick	DX166	CEDIMENTI	LinStatic	13483.62	1686.16
613	889	Shell-Thick	DX179	CEDIMENTI	LinStatic	6528.11	-1671.46
613	889	Shell-Thick	SX179	CEDIMENTI	LinStatic	-6048.68	-1877.71
613	889	Shell-Thick	SX166	CEDIMENTI	LinStatic	-13164.38	1479.91
616	890	Shell-Thick	DX164	CEDIMENTI	LinStatic	15461.81	1215.65



Autorità Portuale di Taranto
 Interventi per il dragaggio di 2,3 M³ di sedimenti in area Molo Polisettoriale e per la realizzazione di un primo lotto della cassa di colmata funzionale all'ampliamento del V Sporgente del Porto di Taranto

Allegati alla relazione di calcolo strutturale allineamento "BC"

Data 05/2016
 Rev. B
 c.d.c.: C296A
 514B

616	890	Shell-Thick	DX177	CEDIMENTI	LinStatic	6870.27	7096.86
616	890	Shell-Thick	SX177	CEDIMENTI	LinStatic	-7147.43	6846.96
616	890	Shell-Thick	SX164	CEDIMENTI	LinStatic	-15084.20	965.75
617	349	Shell-Thick	SX247	CEDIMENTI	LinStatic	2479.75	-1399.71
617	349	Shell-Thick	SX260	CEDIMENTI	LinStatic	-1225.61	1789.86
617	349	Shell-Thick	SX259	CEDIMENTI	LinStatic	-1731.05	1544.58
617	349	Shell-Thick	SX246	CEDIMENTI	LinStatic	2783.45	-1644.99
620	891	Shell-Thick	DX162	CEDIMENTI	LinStatic	-15272.27	1107.11
620	891	Shell-Thick	SX162	CEDIMENTI	LinStatic	15408.83	1084.98
620	891	Shell-Thick	SX175	CEDIMENTI	LinStatic	7043.89	6980.58
620	891	Shell-Thick	DX175	CEDIMENTI	LinStatic	-7091.37	7002.71
623	892	Shell-Thick	DX160	CEDIMENTI	LinStatic	-13682.62	1612.46
623	892	Shell-Thick	SX160	CEDIMENTI	LinStatic	13003.89	1683.74
623	892	Shell-Thick	SX173	CEDIMENTI	LinStatic	6107.56	-1670.77
623	892	Shell-Thick	DX173	CEDIMENTI	LinStatic	-6464.10	-1742.05
647	350	Shell-Thick	SX246	CEDIMENTI	LinStatic	263.71	-827.01
647	350	Shell-Thick	SX259	CEDIMENTI	LinStatic	442.22	592.19
647	350	Shell-Thick	SX258	CEDIMENTI	LinStatic	-33880.95	1374.27
647	350	Shell-Thick	SX245	CEDIMENTI	LinStatic	-36019.25	-44.92
677	351	Shell-Thick	SX260	CEDIMENTI	LinStatic	-1890.94	2025.89
677	351	Shell-Thick	SX273	CEDIMENTI	LinStatic	1079.69	-359.57
677	351	Shell-Thick	SX272	CEDIMENTI	LinStatic	1205.13	-948.32
677	351	Shell-Thick	SX259	CEDIMENTI	LinStatic	-2174.39	1437.14
707	352	Shell-Thick	SX259	CEDIMENTI	LinStatic	-282.34	935.42
707	352	Shell-Thick	SX272	CEDIMENTI	LinStatic	2681.75	-518.90
707	352	Shell-Thick	SX271	CEDIMENTI	LinStatic	-31163.08	-360.71
707	352	Shell-Thick	SX258	CEDIMENTI	LinStatic	-33757.59	1093.61
708	353	Shell-Thick	DX388	CEDIMENTI	LinStatic	-116165.14	3045.93
708	353	Shell-Thick	SX388	CEDIMENTI	LinStatic	115863.93	3269.12
708	353	Shell-Thick	SX375	CEDIMENTI	LinStatic	112677.17	3396.86
708	353	Shell-Thick	DX375	CEDIMENTI	LinStatic	-112246.58	3173.67
709	354	Shell-Thick	DX375	CEDIMENTI	LinStatic	-111367.75	3630.42
709	354	Shell-Thick	SX375	CEDIMENTI	LinStatic	111805.51	3317.36
709	354	Shell-Thick	SX362	CEDIMENTI	LinStatic	107104.21	3702.79
709	354	Shell-Thick	DX362	CEDIMENTI	LinStatic	-107693.73	4015.85
710	355	Shell-Thick	DX362	CEDIMENTI	LinStatic	-106444.56	3581.34
710	355	Shell-Thick	SX362	CEDIMENTI	LinStatic	105846.97	3992.84
710	355	Shell-Thick	SX349	CEDIMENTI	LinStatic	101856.48	4101.43
710	355	Shell-Thick	DX349	CEDIMENTI	LinStatic	-101104.59	3689.94
711	356	Shell-Thick	DX349	CEDIMENTI	LinStatic	-99824.73	4449.76
711	356	Shell-Thick	SX349	CEDIMENTI	LinStatic	100585.15	3940.48
711	356	Shell-Thick	SX336	CEDIMENTI	LinStatic	94659.21	4366.10
711	356	Shell-Thick	DX336	CEDIMENTI	LinStatic	-95593.00	4875.38
712	357	Shell-Thick	DX336	CEDIMENTI	LinStatic	-94063.14	4254.46
712	357	Shell-Thick	SX336	CEDIMENTI	LinStatic	93119.89	4876.13
712	357	Shell-Thick	SX323	CEDIMENTI	LinStatic	88670.95	4977.10
712	357	Shell-Thick	DX323	CEDIMENTI	LinStatic	-87538.93	4355.43
713	358	Shell-Thick	DX323	CEDIMENTI	LinStatic	-86024.86	5335.85
713	358	Shell-Thick	SX323	CEDIMENTI	LinStatic	87167.13	4606.11
713	358	Shell-Thick	SX310	CEDIMENTI	LinStatic	80213.35	4895.97
713	358	Shell-Thick	DX310	CEDIMENTI	LinStatic	-81559.36	5625.71
714	359	Shell-Thick	DX310	CEDIMENTI	LinStatic	-79751.68	4518.84
714	359	Shell-Thick	SX310	CEDIMENTI	LinStatic	78394.18	5374.62
714	359	Shell-Thick	SX297	CEDIMENTI	LinStatic	73835.15	5572.66
714	359	Shell-Thick	DX297	CEDIMENTI	LinStatic	-72253.95	4716.88
715	360	Shell-Thick	DX297	CEDIMENTI	LinStatic	-70555.88	6461.94
715	360	Shell-Thick	SX297	CEDIMENTI	LinStatic	72149.18	5522.49
715	360	Shell-Thick	SX284	CEDIMENTI	LinStatic	63982.69	5617.65
715	360	Shell-Thick	DX284	CEDIMENTI	LinStatic	-65719.01	6557.10
716	361	Shell-Thick	DX284	CEDIMENTI	LinStatic	-79790.10	5033.51
716	361	Shell-Thick	SX284	CEDIMENTI	LinStatic	77990.73	5984.99
716	361	Shell-Thick	SX271	CEDIMENTI	LinStatic	75482.87	5768.47
716	361	Shell-Thick	DX271	CEDIMENTI	LinStatic	-73345.06	4816.99
717	362	Shell-Thick	DX271	CEDIMENTI	LinStatic	-71571.83	6822.55
717	362	Shell-Thick	SX271	CEDIMENTI	LinStatic	73734.03	5715.80
717	362	Shell-Thick	SX258	CEDIMENTI	LinStatic	66439.26	6274.91
717	362	Shell-Thick	DX258	CEDIMENTI	LinStatic	-69129.72	7381.66
718	363	Shell-Thick	DX258	CEDIMENTI	LinStatic	-67108.94	5588.07
718	363	Shell-Thick	SX258	CEDIMENTI	LinStatic	64380.77	6940.12
718	363	Shell-Thick	SX245	CEDIMENTI	LinStatic	62353.72	7289.37
718	363	Shell-Thick	DX245	CEDIMENTI	LinStatic	-58843.95	5937.33
719	364	Shell-Thick	DX245	CEDIMENTI	LinStatic	-56985.86	8819.97
719	364	Shell-Thick	SX245	CEDIMENTI	LinStatic	60544.55	7263.72
719	364	Shell-Thick	SX232	CEDIMENTI	LinStatic	50959.98	7918.19
719	364	Shell-Thick	DX232	CEDIMENTI	LinStatic	-55553.48	9474.45
720	365	Shell-Thick	DX232	CEDIMENTI	LinStatic	-53553.95	6663.11
720	365	Shell-Thick	SX232	CEDIMENTI	LinStatic	48889.84	8745.68
720	365	Shell-Thick	SX219	CEDIMENTI	LinStatic	48851.88	9267.38
720	365	Shell-Thick	DX219	CEDIMENTI	LinStatic	-42302.39	7184.81
721	366	Shell-Thick	DX219	CEDIMENTI	LinStatic	-40678.58	8637.67
721	366	Shell-Thick	SX219	CEDIMENTI	LinStatic	47314.92	12222.86



721	366	Shell-Thick	SX206	CEDIMENTI	LinStatic	40990.62	12273.98
721	366	Shell-Thick	DX206	CEDIMENTI	LinStatic	-35162.43	8688.79
722	367	Shell-Thick	DX206	CEDIMENTI	LinStatic	-33435.73	9466.44
722	367	Shell-Thick	SX206	CEDIMENTI	LinStatic	39261.62	5950.96
722	367	Shell-Thick	SX193	CEDIMENTI	LinStatic	34843.35	6067.18
722	367	Shell-Thick	DX193	CEDIMENTI	LinStatic	-27936.73	9582.65
723	368	Shell-Thick	DX193	CEDIMENTI	LinStatic	-26444.30	12034.72
723	368	Shell-Thick	SX193	CEDIMENTI	LinStatic	33257.97	10369.15
723	368	Shell-Thick	SX180	CEDIMENTI	LinStatic	22553.18	8555.50
723	368	Shell-Thick	DX180	CEDIMENTI	LinStatic	-26723.33	10221.06
724	369	Shell-Thick	DX180	CEDIMENTI	LinStatic	-27538.59	5882.20
724	369	Shell-Thick	SX180	CEDIMENTI	LinStatic	23396.09	7074.46
724	369	Shell-Thick	SX167	CEDIMENTI	LinStatic	18879.73	5746.58
724	369	Shell-Thick	DX167	CEDIMENTI	LinStatic	-16073.07	4554.31
725	370	Shell-Thick	DX167	CEDIMENTI	LinStatic	-11096.71	7930.22
725	370	Shell-Thick	SX167	CEDIMENTI	LinStatic	13851.43	6958.38
725	370	Shell-Thick	SX154	CEDIMENTI	LinStatic	3031.27	8135.93
725	370	Shell-Thick	DX154	CEDIMENTI	LinStatic	-5099.90	9107.78
726	371	Shell-Thick	DX154	CEDIMENTI	LinStatic	-608.67	7308.75
726	371	Shell-Thick	SX154	CEDIMENTI	LinStatic	-1427.05	8100.44
726	371	Shell-Thick	SX141	CEDIMENTI	LinStatic	-7978.40	7972.90
726	371	Shell-Thick	DX141	CEDIMENTI	LinStatic	9715.39	7181.21
727	372	Shell-Thick	DX141	CEDIMENTI	LinStatic	14065.36	8736.03
727	372	Shell-Thick	SX141	CEDIMENTI	LinStatic	-12350.79	7984.13
727	372	Shell-Thick	SX128	CEDIMENTI	LinStatic	-22421.07	8144.78
727	372	Shell-Thick	DX128	CEDIMENTI	LinStatic	21037.68	8896.68
728	373	Shell-Thick	DX128	CEDIMENTI	LinStatic	25392.92	7658.10
728	373	Shell-Thick	SX128	CEDIMENTI	LinStatic	-26760.03	8281.69
728	373	Shell-Thick	SX115	CEDIMENTI	LinStatic	-34047.80	8256.73
728	373	Shell-Thick	DX115	CEDIMENTI	LinStatic	35214.96	7633.15
729	374	Shell-Thick	DX115	CEDIMENTI	LinStatic	39383.70	8973.03
729	374	Shell-Thick	SX115	CEDIMENTI	LinStatic	-38229.36	8415.99
729	374	Shell-Thick	SX102	CEDIMENTI	LinStatic	-47966.56	8309.52
729	374	Shell-Thick	DX102	CEDIMENTI	LinStatic	47034.55	8866.56
730	375	Shell-Thick	DX102	CEDIMENTI	LinStatic	51186.63	7675.20
730	375	Shell-Thick	SX102	CEDIMENTI	LinStatic	-52108.46	8122.15
730	375	Shell-Thick	SX89	CEDIMENTI	LinStatic	-59838.28	7656.20
730	375	Shell-Thick	DX89	CEDIMENTI	LinStatic	60593.22	7209.25
731	376	Shell-Thick	DX89	CEDIMENTI	LinStatic	64638.07	7952.12
731	376	Shell-Thick	SX89	CEDIMENTI	LinStatic	-63891.40	7581.17
731	376	Shell-Thick	SX76	CEDIMENTI	LinStatic	-73092.47	7308.82
731	376	Shell-Thick	DX76	CEDIMENTI	LinStatic	72512.76	7679.78
732	377	Shell-Thick	DX76	CEDIMENTI	LinStatic	76418.15	7080.26
732	377	Shell-Thick	SX76	CEDIMENTI	LinStatic	-76990.26	7357.20
732	377	Shell-Thick	SX63	CEDIMENTI	LinStatic	-84933.48	6606.18
732	377	Shell-Thick	DX63	CEDIMENTI	LinStatic	85359.48	6329.24
733	378	Shell-Thick	DX63	CEDIMENTI	LinStatic	89013.61	6329.28
733	378	Shell-Thick	SX63	CEDIMENTI	LinStatic	-88592.77	6128.54
733	378	Shell-Thick	SX50	CEDIMENTI	LinStatic	-96944.97	4846.30
733	378	Shell-Thick	DX50	CEDIMENTI	LinStatic	96655.95	5047.04
734	379	Shell-Thick	DX50	CEDIMENTI	LinStatic	100294.97	3821.81
734	379	Shell-Thick	SX50	CEDIMENTI	LinStatic	-100578.29	3937.16
734	379	Shell-Thick	SX37	CEDIMENTI	LinStatic	-107570.49	2072.35
734	379	Shell-Thick	DX37	CEDIMENTI	LinStatic	107728.64	1957.00
735	380	Shell-Thick	DX37	CEDIMENTI	LinStatic	111307.11	1062.73
735	380	Shell-Thick	SX37	CEDIMENTI	LinStatic	-111150.46	1028.01
735	380	Shell-Thick	SX24	CEDIMENTI	LinStatic	-117440.64	38.60
735	380	Shell-Thick	DX24	CEDIMENTI	LinStatic	117334.17	73.32
737	381	Shell-Thick	SX273	CEDIMENTI	LinStatic	908.17	-584.93
737	381	Shell-Thick	SX286	CEDIMENTI	LinStatic	-609.70	318.53
737	381	Shell-Thick	SX285	CEDIMENTI	LinStatic	-780.58	-68.44
737	381	Shell-Thick	SX272	CEDIMENTI	LinStatic	1027.24	-971.90
738	382	Shell-Thick	SX272	CEDIMENTI	LinStatic	2794.05	-1259.99
738	382	Shell-Thick	SX285	CEDIMENTI	LinStatic	-851.12	81.32
738	382	Shell-Thick	SX284	CEDIMENTI	LinStatic	-36983.56	1257.90
738	382	Shell-Thick	SX271	CEDIMENTI	LinStatic	-31814.27	-83.41
739	383	Shell-Thick	SX286	CEDIMENTI	LinStatic	-925.98	943.23
739	383	Shell-Thick	SX299	CEDIMENTI	LinStatic	169.15	-300.11
739	383	Shell-Thick	SX298	CEDIMENTI	LinStatic	459.68	-1695.19
739	383	Shell-Thick	SX285	CEDIMENTI	LinStatic	-975.79	-451.86
740	384	Shell-Thick	SX285	CEDIMENTI	LinStatic	-273.08	-148.64
740	384	Shell-Thick	SX298	CEDIMENTI	LinStatic	-1276.29	-2158.61
740	384	Shell-Thick	SX297	CEDIMENTI	LinStatic	-33692.90	-234.24
740	384	Shell-Thick	SX284	CEDIMENTI	LinStatic	-30361.71	1775.73
741	385	Shell-Thick	SX299	CEDIMENTI	LinStatic	757.88	-467.58
741	385	Shell-Thick	SX312	CEDIMENTI	LinStatic	635.04	2146.48
741	385	Shell-Thick	SX311	CEDIMENTI	LinStatic	451.06	849.79
741	385	Shell-Thick	SX298	CEDIMENTI	LinStatic	706.93	-1764.27
742	386	Shell-Thick	SX298	CEDIMENTI	LinStatic	-952.12	-2146.32
742	386	Shell-Thick	SX311	CEDIMENTI	LinStatic	1039.72	1034.97
742	386	Shell-Thick	SX310	CEDIMENTI	LinStatic	-30277.87	2453.23



Autorità Portuale di Taranto
Interventi per il dragaggio di 2,3 M³ di sedimenti in area Molo Polisettoriale e per la realizzazione di un primo lotto della cassa di colmata funzionale all'ampliamento del V Sporgente del Porto di Taranto

Allegati alla relazione di calcolo strutturale allineamento "BC"

Data 05/2016
Rev. B
c.d.c.: C296A
514B

742	386	Shell-Thick	SX297	CEDIMENTI	LinStatic	-34048.42	-728.06
743	387	Shell-Thick	SX312	CEDIMENTI	LinStatic	-130.99	2020.66
743	387	Shell-Thick	SX325	CEDIMENTI	LinStatic	-1068.48	-572.74
743	387	Shell-Thick	SX324	CEDIMENTI	LinStatic	-1254.26	-1520.79
743	387	Shell-Thick	SX311	CEDIMENTI	LinStatic	-22.65	1072.61
744	388	Shell-Thick	SX311	CEDIMENTI	LinStatic	206.94	1230.80
744	388	Shell-Thick	SX324	CEDIMENTI	LinStatic	3762.94	-1840.01
744	388	Shell-Thick	SX323	CEDIMENTI	LinStatic	-24849.10	-901.05
744	388	Shell-Thick	SX310	CEDIMENTI	LinStatic	-29882.37	2169.75
745	389	Shell-Thick	SX325	CEDIMENTI	LinStatic	-729.29	-418.54
745	389	Shell-Thick	SX338	CEDIMENTI	LinStatic	1280.22	172.53
745	389	Shell-Thick	SX337	CEDIMENTI	LinStatic	1477.16	-1145.66
745	389	Shell-Thick	SX324	CEDIMENTI	LinStatic	-1081.32	-1736.73
746	390	Shell-Thick	SX324	CEDIMENTI	LinStatic	4326.74	-2567.71
746	390	Shell-Thick	SX337	CEDIMENTI	LinStatic	-1817.39	-523.18
746	390	Shell-Thick	SX336	CEDIMENTI	LinStatic	-36664.66	1782.37
746	390	Shell-Thick	SX323	CEDIMENTI	LinStatic	-25474.15	-262.16
747	391	Shell-Thick	SX338	CEDIMENTI	LinStatic	1086.39	-183.68
747	391	Shell-Thick	SX351	CEDIMENTI	LinStatic	-709.19	997.78
747	391	Shell-Thick	SX350	CEDIMENTI	LinStatic	-1055.55	446.59
747	391	Shell-Thick	SX337	CEDIMENTI	LinStatic	1186.06	-734.88
748	392	Shell-Thick	SX337	CEDIMENTI	LinStatic	-1552.42	130.79
748	392	Shell-Thick	SX350	CEDIMENTI	LinStatic	886.65	-561.39
748	392	Shell-Thick	SX349	CEDIMENTI	LinStatic	-35210.94	203.57
748	392	Shell-Thick	SX336	CEDIMENTI	LinStatic	-37299.11	895.75
749	393	Shell-Thick	SX351	CEDIMENTI	LinStatic	-955.77	1210.56
749	393	Shell-Thick	SX364	CEDIMENTI	LinStatic	750.88	279.38
749	393	Shell-Thick	SX363	CEDIMENTI	LinStatic	843.22	-737.36
749	393	Shell-Thick	SX350	CEDIMENTI	LinStatic	-1123.07	193.83
750	394	Shell-Thick	SX350	CEDIMENTI	LinStatic	1047.09	-796.09
750	394	Shell-Thick	SX363	CEDIMENTI	LinStatic	1738.12	102.57
750	394	Shell-Thick	SX362	CEDIMENTI	LinStatic	-36730.13	1177.90
750	394	Shell-Thick	SX349	CEDIMENTI	LinStatic	-35639.12	279.24
751	395	Shell-Thick	SX364	CEDIMENTI	LinStatic	653.17	-58.62
751	395	Shell-Thick	SX377	CEDIMENTI	LinStatic	-364.76	369.80
751	395	Shell-Thick	SX376	CEDIMENTI	LinStatic	-653.19	74.94
751	395	Shell-Thick	SX363	CEDIMENTI	LinStatic	594.28	-353.48
752	396	Shell-Thick	SX363	CEDIMENTI	LinStatic	1997.21	206.18
752	396	Shell-Thick	SX376	CEDIMENTI	LinStatic	2317.30	-624.83
752	396	Shell-Thick	SX375	CEDIMENTI	LinStatic	-40226.93	68.26
752	396	Shell-Thick	SX362	CEDIMENTI	LinStatic	-37335.41	899.27
753	397	Shell-Thick	SX377	CEDIMENTI	LinStatic	-634.55	613.34
753	397	Shell-Thick	SX390	CEDIMENTI	LinStatic	554.39	-101.58
753	397	Shell-Thick	SX389	CEDIMENTI	LinStatic	557.96	-960.07
753	397	Shell-Thick	SX376	CEDIMENTI	LinStatic	-792.94	-245.16
754	398	Shell-Thick	SX376	CEDIMENTI	LinStatic	3369.97	-1091.24
754	398	Shell-Thick	SX389	CEDIMENTI	LinStatic	2005.04	-284.53
754	398	Shell-Thick	SX388	CEDIMENTI	LinStatic	-51154.67	1133.46
754	398	Shell-Thick	SX375	CEDIMENTI	LinStatic	-41694.20	326.75
755	399	Shell-Thick	SX415	CEDIMENTI	LinStatic	-91020.12	1271.42
755	399	Shell-Thick	SX402	CEDIMENTI	LinStatic	-69866.63	599.86
755	399	Shell-Thick	SX403	CEDIMENTI	LinStatic	2495.20	-1630.19
755	399	Shell-Thick	SX416	CEDIMENTI	LinStatic	-9755.98	-958.62
756	400	Shell-Thick	SX416	CEDIMENTI	LinStatic	834.89	-1736.61
756	400	Shell-Thick	SX403	CEDIMENTI	LinStatic	-673.20	-684.47
756	400	Shell-Thick	SX404	CEDIMENTI	LinStatic	-590.73	-93.59
756	400	Shell-Thick	SX417	CEDIMENTI	LinStatic	761.04	-1145.74
757	401	Shell-Thick	SX392	CEDIMENTI	LinStatic	268.41	-299.48
757	401	Shell-Thick	SX378	CEDIMENTI	LinStatic	-366.52	-359.63
757	401	Shell-Thick	SX379	CEDIMENTI	LinStatic	-207.23	-340.72
757	401	Shell-Thick	SX393	CEDIMENTI	LinStatic	526.81	-280.56
758	402	Shell-Thick	SX393	CEDIMENTI	LinStatic	-1147.57	-486.15
758	402	Shell-Thick	SX379	CEDIMENTI	LinStatic	-3227.33	-297.70
758	402	Shell-Thick	SX380	CEDIMENTI	LinStatic	50032.85	556.42
758	402	Shell-Thick	SX394	CEDIMENTI	LinStatic	63202.29	367.97
759	403	Shell-Thick	SX394	CEDIMENTI	LinStatic	-114284.18	1247.51
759	403	Shell-Thick	SX380	CEDIMENTI	LinStatic	-107773.25	1704.20
759	403	Shell-Thick	SX381	CEDIMENTI	LinStatic	19814.03	-85.56
759	403	Shell-Thick	SX395	CEDIMENTI	LinStatic	16113.57	-542.24
761	404	Shell-Thick	SX397	CEDIMENTI	LinStatic	-14475.23	-642.60
761	404	Shell-Thick	SX383	CEDIMENTI	LinStatic	-18139.17	-326.13
761	404	Shell-Thick	SX384	CEDIMENTI	LinStatic	86881.82	1783.59
761	404	Shell-Thick	SX398	CEDIMENTI	LinStatic	93190.62	1467.12
762	405	Shell-Thick	SX398	CEDIMENTI	LinStatic	-93336.15	1412.01
762	405	Shell-Thick	SX384	CEDIMENTI	LinStatic	-87044.32	1834.59
762	405	Shell-Thick	SX385	CEDIMENTI	LinStatic	18283.09	-272.78
762	405	Shell-Thick	SX399	CEDIMENTI	LinStatic	14631.30	-695.35
764	406	Shell-Thick	SX401	CEDIMENTI	LinStatic	-16275.25	-508.51
764	406	Shell-Thick	SX387	CEDIMENTI	LinStatic	-20143.96	-210.15
764	406	Shell-Thick	SX388	CEDIMENTI	LinStatic	105662.06	1673.66
764	406	Shell-Thick	SX402	CEDIMENTI	LinStatic	112354.23	1375.30



Autorità Portuale di Taranto
Interventi per il dragaggio di 2,3 M³ di sedimenti in area Molo Polisettoriale e per la realizzazione di un primo lotto della cassa di colmata funzionale all'ampliamento del V Sporgente del Porto di Taranto

Allegati alla relazione di calcolo strutturale allineamento "BC"

Data 05/2016
Rev. B
c.d.c.: C296A
514B

765	407	Shell-Thick	SX402	CEDIMENTI	LinStatic	-67522.69	190.44
765	407	Shell-Thick	SX388	CEDIMENTI	LinStatic	-53347.28	851.10
765	407	Shell-Thick	SX389	CEDIMENTI	LinStatic	3673.62	-144.45
765	407	Shell-Thick	SX403	CEDIMENTI	LinStatic	555.34	-805.12
766	408	Shell-Thick	SX403	CEDIMENTI	LinStatic	-505.35	-320.59
766	408	Shell-Thick	SX389	CEDIMENTI	LinStatic	220.16	-472.21
766	408	Shell-Thick	SX390	CEDIMENTI	LinStatic	372.50	-496.12
766	408	Shell-Thick	SX404	CEDIMENTI	LinStatic	-253.88	-344.50
785	409	Shell-Thick	DX406	CEDIMENTI	LinStatic	-117150.63	368.98
785	409	Shell-Thick	DX393	CEDIMENTI	LinStatic	-110346.85	109.51
785	409	Shell-Thick	DX394	CEDIMENTI	LinStatic	17485.63	-3705.38
785	409	Shell-Thick	DX407	CEDIMENTI	LinStatic	11859.86	-3445.91
787	410	Shell-Thick	DX409	CEDIMENTI	LinStatic	-9485.63	-3307.03
787	410	Shell-Thick	DX396	CEDIMENTI	LinStatic	-15216.75	-3608.52
787	410	Shell-Thick	DX397	CEDIMENTI	LinStatic	93457.79	127.98
787	410	Shell-Thick	DX410	CEDIMENTI	LinStatic	100306.00	429.47
788	411	Shell-Thick	DX410	CEDIMENTI	LinStatic	-100187.20	380.13
788	411	Shell-Thick	DX397	CEDIMENTI	LinStatic	-93321.23	180.72
788	411	Shell-Thick	DX398	CEDIMENTI	LinStatic	15024.79	-3554.66
788	411	Shell-Thick	DX411	CEDIMENTI	LinStatic	9274.84	-3355.25
790	412	Shell-Thick	DX413	CEDIMENTI	LinStatic	-11994.82	-3328.02
790	412	Shell-Thick	DX400	CEDIMENTI	LinStatic	-17565.98	-3786.04
790	412	Shell-Thick	DX401	CEDIMENTI	LinStatic	111647.51	2.49
790	412	Shell-Thick	DX414	CEDIMENTI	LinStatic	118388.62	460.52
793	413	Shell-Thick	DX393	CEDIMENTI	LinStatic	-109976.20	30.27
793	413	Shell-Thick	DX380	CEDIMENTI	LinStatic	-103387.38	-768.39
793	413	Shell-Thick	DX381	CEDIMENTI	LinStatic	21104.73	-5093.91
793	413	Shell-Thick	DX394	CEDIMENTI	LinStatic	17354.58	-4295.25
795	414	Shell-Thick	DX396	CEDIMENTI	LinStatic	-14991.39	-4091.87
795	414	Shell-Thick	DX383	CEDIMENTI	LinStatic	-18530.54	-4771.91
795	414	Shell-Thick	DX384	CEDIMENTI	LinStatic	86982.13	-952.14
795	414	Shell-Thick	DX397	CEDIMENTI	LinStatic	93162.04	-272.11
796	415	Shell-Thick	DX397	CEDIMENTI	LinStatic	-93043.25	-216.64
796	415	Shell-Thick	DX384	CEDIMENTI	LinStatic	-86845.22	-1003.73
796	415	Shell-Thick	DX385	CEDIMENTI	LinStatic	18410.12	-4824.83
796	415	Shell-Thick	DX398	CEDIMENTI	LinStatic	14857.62	-4037.74
798	416	Shell-Thick	DX400	CEDIMENTI	LinStatic	-17346.10	-4330.32
798	416	Shell-Thick	DX387	CEDIMENTI	LinStatic	-20914.07	-4943.65
798	416	Shell-Thick	DX388	CEDIMENTI	LinStatic	104836.03	-732.57
798	416	Shell-Thick	DX401	CEDIMENTI	LinStatic	111223.08	-119.25
831	417	Shell-Thick	SX407	CEDIMENTI	LinStatic	-118995.68	1863.04
831	417	Shell-Thick	DX406	CEDIMENTI	LinStatic	120776.22	1924.07
831	417	Shell-Thick	DX393	CEDIMENTI	LinStatic	119768.13	1816.44
831	417	Shell-Thick	SX394	CEDIMENTI	LinStatic	-117882.81	1755.42
832	418	Shell-Thick	SX394	CEDIMENTI	LinStatic	-117601.88	2274.12
832	418	Shell-Thick	DX393	CEDIMENTI	LinStatic	119490.66	2411.29
832	418	Shell-Thick	DX380	CEDIMENTI	LinStatic	117046.32	3125.78
832	418	Shell-Thick	SX380	CEDIMENTI	LinStatic	-114915.40	2988.61
836	419	Shell-Thick	SX415	CEDIMENTI	LinStatic	120666.75	1881.01
836	419	Shell-Thick	SX402	CEDIMENTI	LinStatic	119716.38	1777.57
836	419	Shell-Thick	DX401	CEDIMENTI	LinStatic	-119557.66	1748.85
836	419	Shell-Thick	DX414	CEDIMENTI	LinStatic	-120741.67	1852.29
837	420	Shell-Thick	SX402	CEDIMENTI	LinStatic	119443.78	2304.29
837	420	Shell-Thick	SX388	CEDIMENTI	LinStatic	116627.16	3012.00
837	420	Shell-Thick	DX388	CEDIMENTI	LinStatic	-116921.94	3141.83
837	420	Shell-Thick	DX401	CEDIMENTI	LinStatic	-119281.02	2434.12
859	421	Shell-Thick	DX381	CEDIMENTI	LinStatic	38479.32	-4597.92
859	421	Shell-Thick	DX368	CEDIMENTI	LinStatic	32371.83	-5416.39
859	421	Shell-Thick	DX369	CEDIMENTI	LinStatic	101773.26	-1699.92
859	421	Shell-Thick	DX382	CEDIMENTI	LinStatic	111441.34	-881.45
860	422	Shell-Thick	DX382	CEDIMENTI	LinStatic	-97093.52	-1152.87
860	422	Shell-Thick	DX369	CEDIMENTI	LinStatic	-87667.14	-1855.74
860	422	Shell-Thick	DX370	CEDIMENTI	LinStatic	-28356.65	-5571.98
860	422	Shell-Thick	DX383	CEDIMENTI	LinStatic	-34443.80	-4869.10
861	423	Shell-Thick	DX385	CEDIMENTI	LinStatic	34193.80	-4716.58
861	423	Shell-Thick	DX372	CEDIMENTI	LinStatic	28178.36	-5695.43
861	423	Shell-Thick	DX373	CEDIMENTI	LinStatic	87351.22	-1995.51
861	423	Shell-Thick	DX386	CEDIMENTI	LinStatic	96740.31	-1016.67
862	424	Shell-Thick	DX386	CEDIMENTI	LinStatic	-111922.69	-994.27
862	424	Shell-Thick	DX373	CEDIMENTI	LinStatic	-102266.05	-1590.33
862	424	Shell-Thick	DX374	CEDIMENTI	LinStatic	-32285.73	-5303.03
862	424	Shell-Thick	DX387	CEDIMENTI	LinStatic	-38430.32	-4706.96
863	425	Shell-Thick	DX368	CEDIMENTI	LinStatic	33135.30	-5766.45
863	425	Shell-Thick	DX355	CEDIMENTI	LinStatic	28529.20	-5957.78
863	425	Shell-Thick	DX356	CEDIMENTI	LinStatic	92708.18	-1898.30
863	425	Shell-Thick	DX369	CEDIMENTI	LinStatic	101101.20	-1706.98
864	426	Shell-Thick	DX369	CEDIMENTI	LinStatic	-87100.11	-1893.12
864	426	Shell-Thick	DX356	CEDIMENTI	LinStatic	-79080.94	-2324.31
864	426	Shell-Thick	DX357	CEDIMENTI	LinStatic	-24591.02	-6415.44
864	426	Shell-Thick	DX370	CEDIMENTI	LinStatic	-28996.39	-5984.25
865	427	Shell-Thick	DX372	CEDIMENTI	LinStatic	28892.72	-6122.59

865	427	Shell-Thick	DX359	CEDIMENTI	LinStatic	24428.05	-6251.81
865	427	Shell-Thick	DX360	CEDIMENTI	LinStatic	78729.27	-2152.73
865	427	Shell-Thick	DX373	CEDIMENTI	LinStatic	86754.33	-2023.52
866	428	Shell-Thick	DX373	CEDIMENTI	LinStatic	-101623.67	-1577.26
866	428	Shell-Thick	DX360	CEDIMENTI	LinStatic	-93077.75	-1993.84
866	428	Shell-Thick	DX361	CEDIMENTI	LinStatic	-28293.35	-6085.16
866	428	Shell-Thick	DX374	CEDIMENTI	LinStatic	-32996.45	-5668.58
867	429	Shell-Thick	DX355	CEDIMENTI	LinStatic	29098.63	-5936.86
867	429	Shell-Thick	DX342	CEDIMENTI	LinStatic	25497.61	-6618.26
867	429	Shell-Thick	DX343	CEDIMENTI	LinStatic	84690.52	-2934.55
867	429	Shell-Thick	DX356	CEDIMENTI	LinStatic	92040.55	-2253.15
868	430	Shell-Thick	DX356	CEDIMENTI	LinStatic	-78510.14	-2702.32
868	430	Shell-Thick	DX343	CEDIMENTI	LinStatic	-71692.96	-3254.12
868	430	Shell-Thick	DX344	CEDIMENTI	LinStatic	-21721.17	-7068.73
868	430	Shell-Thick	DX357	CEDIMENTI	LinStatic	-25143.06	-6516.93
869	431	Shell-Thick	DX359	CEDIMENTI	LinStatic	24901.86	-6330.46
869	431	Shell-Thick	DX346	CEDIMENTI	LinStatic	21608.14	-7219.23
869	431	Shell-Thick	DX347	CEDIMENTI	LinStatic	71438.16	-3433.49
869	431	Shell-Thick	DX360	CEDIMENTI	LinStatic	78196.45	-2544.72
870	432	Shell-Thick	DX360	CEDIMENTI	LinStatic	-92374.72	-2402.08
870	432	Shell-Thick	DX347	CEDIMENTI	LinStatic	-85284.33	-2806.08
870	432	Shell-Thick	DX348	CEDIMENTI	LinStatic	-25492.21	-6422.47
870	432	Shell-Thick	DX361	CEDIMENTI	LinStatic	-28915.76	-6018.48
871	433	Shell-Thick	DX342	CEDIMENTI	LinStatic	26190.95	-6860.09
871	433	Shell-Thick	DX329	CEDIMENTI	LinStatic	23604.61	-6923.85
871	433	Shell-Thick	DX330	CEDIMENTI	LinStatic	77854.29	-3087.07
871	433	Shell-Thick	DX343	CEDIMENTI	LinStatic	84002.11	-3023.32
872	434	Shell-Thick	DX343	CEDIMENTI	LinStatic	-71200.37	-3342.14
872	434	Shell-Thick	DX330	CEDIMENTI	LinStatic	-65474.13	-3724.20
872	434	Shell-Thick	DX331	CEDIMENTI	LinStatic	-19924.65	-7776.46
872	434	Shell-Thick	DX344	CEDIMENTI	LinStatic	-22343.65	-7394.40
873	435	Shell-Thick	DX346	CEDIMENTI	LinStatic	22329.32	-7583.10
873	435	Shell-Thick	DX333	CEDIMENTI	LinStatic	19737.22	-7572.80
873	435	Shell-Thick	DX334	CEDIMENTI	LinStatic	65101.16	-3484.96
873	435	Shell-Thick	DX347	CEDIMENTI	LinStatic	70912.32	-3495.26
874	436	Shell-Thick	DX347	CEDIMENTI	LinStatic	-84628.44	-2814.91
874	436	Shell-Thick	DX334	CEDIMENTI	LinStatic	-78143.20	-3222.21
874	436	Shell-Thick	DX335	CEDIMENTI	LinStatic	-23263.85	-7144.59
874	436	Shell-Thick	DX348	CEDIMENTI	LinStatic	-26105.76	-6737.29
875	437	Shell-Thick	DX329	CEDIMENTI	LinStatic	24077.89	-7026.63
875	437	Shell-Thick	DX316	CEDIMENTI	LinStatic	21986.05	-7681.43
875	437	Shell-Thick	DX317	CEDIMENTI	LinStatic	71599.07	-3938.43
875	437	Shell-Thick	DX330	CEDIMENTI	LinStatic	77194.23	-3283.63
876	438	Shell-Thick	DX330	CEDIMENTI	LinStatic	-65014.24	-3947.17
876	438	Shell-Thick	DX317	CEDIMENTI	LinStatic	-60023.77	-4380.71
876	438	Shell-Thick	DX318	CEDIMENTI	LinStatic	-18493.73	-8394.01
876	438	Shell-Thick	DX331	CEDIMENTI	LinStatic	-20449.95	-7960.47
877	439	Shell-Thick	DX333	CEDIMENTI	LinStatic	20150.87	-7709.71
877	439	Shell-Thick	DX320	CEDIMENTI	LinStatic	18405.80	-8606.41
877	439	Shell-Thick	DX321	CEDIMENTI	LinStatic	59782.20	-4638.84
877	439	Shell-Thick	DX334	CEDIMENTI	LinStatic	64681.85	-3742.15
878	440	Shell-Thick	DX334	CEDIMENTI	LinStatic	-77446.42	-3526.78
878	440	Shell-Thick	DX321	CEDIMENTI	LinStatic	-72313.41	-3748.33
878	440	Shell-Thick	DX322	CEDIMENTI	LinStatic	-22062.43	-7370.97
878	440	Shell-Thick	DX335	CEDIMENTI	LinStatic	-23832.72	-7149.42
879	441	Shell-Thick	DX316	CEDIMENTI	LinStatic	22604.91	-7797.50
879	441	Shell-Thick	DX303	CEDIMENTI	LinStatic	21437.17	-7777.89
879	441	Shell-Thick	DX304	CEDIMENTI	LinStatic	66464.81	-4088.18
879	441	Shell-Thick	DX317	CEDIMENTI	LinStatic	70927.66	-4107.79
880	442	Shell-Thick	DX317	CEDIMENTI	LinStatic	-59627.48	-4545.83
880	442	Shell-Thick	DX304	CEDIMENTI	LinStatic	-55671.97	-4890.02
880	442	Shell-Thick	DX305	CEDIMENTI	LinStatic	-18105.55	-8922.70
880	442	Shell-Thick	DX318	CEDIMENTI	LinStatic	-19061.39	-8578.52
881	443	Shell-Thick	DX320	CEDIMENTI	LinStatic	19116.04	-8847.83
881	443	Shell-Thick	DX307	CEDIMENTI	LinStatic	17927.91	-8649.68
881	443	Shell-Thick	DX308	CEDIMENTI	LinStatic	55297.50	-4569.86
881	443	Shell-Thick	DX321	CEDIMENTI	LinStatic	59346.76	-4768.01
882	444	Shell-Thick	DX321	CEDIMENTI	LinStatic	-71681.33	-3789.83
882	444	Shell-Thick	DX308	CEDIMENTI	LinStatic	-66715.80	-4330.45
882	444	Shell-Thick	DX309	CEDIMENTI	LinStatic	-20993.46	-8146.34
882	444	Shell-Thick	DX322	CEDIMENTI	LinStatic	-22537.30	-7605.72
883	445	Shell-Thick	DX303	CEDIMENTI	LinStatic	21865.22	-7938.68
883	445	Shell-Thick	DX290	CEDIMENTI	LinStatic	21240.80	-8597.39
883	445	Shell-Thick	DX291	CEDIMENTI	LinStatic	61637.35	-4803.92
883	445	Shell-Thick	DX304	CEDIMENTI	LinStatic	65811.96	-4145.21
884	446	Shell-Thick	DX304	CEDIMENTI	LinStatic	-55265.05	-4965.31
884	446	Shell-Thick	DX291	CEDIMENTI	LinStatic	-51689.41	-5346.61
884	446	Shell-Thick	DX292	CEDIMENTI	LinStatic	-18032.96	-9510.87
884	446	Shell-Thick	DX305	CEDIMENTI	LinStatic	-18619.68	-9129.57
885	447	Shell-Thick	DX307	CEDIMENTI	LinStatic	18275.46	-8796.51
885	447	Shell-Thick	DX294	CEDIMENTI	LinStatic	17991.72	-9828.84

885	447	Shell-Thick	DX295	CEDIMENTI	LinStatic	51463.78	-5720.66
885	447	Shell-Thick	DX308	CEDIMENTI	LinStatic	54933.26	-4688.33
886	448	Shell-Thick	DX308	CEDIMENTI	LinStatic	-66025.62	-4527.81
886	448	Shell-Thick	DX295	CEDIMENTI	LinStatic	-62407.17	-4516.51
886	448	Shell-Thick	DX296	CEDIMENTI	LinStatic	-21287.55	-8179.21
886	448	Shell-Thick	DX309	CEDIMENTI	LinStatic	-21589.88	-8190.51
887	449	Shell-Thick	DX290	CEDIMENTI	LinStatic	21881.62	-8726.41
887	449	Shell-Thick	DX277	CEDIMENTI	LinStatic	22742.07	-8402.54
887	449	Shell-Thick	DX278	CEDIMENTI	LinStatic	58083.17	-4771.82
887	449	Shell-Thick	DX291	CEDIMENTI	LinStatic	60901.97	-5095.68
888	450	Shell-Thick	DX291	CEDIMENTI	LinStatic	-51284.28	-5657.37
888	450	Shell-Thick	DX278	CEDIMENTI	LinStatic	-48719.44	-5652.52
888	450	Shell-Thick	DX279	CEDIMENTI	LinStatic	-19453.20	-9672.35
888	450	Shell-Thick	DX292	CEDIMENTI	LinStatic	-18645.33	-9677.20
889	451	Shell-Thick	DX294	CEDIMENTI	LinStatic	18804.80	-10062.16
889	451	Shell-Thick	DX281	CEDIMENTI	LinStatic	19396.45	-9317.33
889	451	Shell-Thick	DX282	CEDIMENTI	LinStatic	48435.04	-5263.21
889	451	Shell-Thick	DX295	CEDIMENTI	LinStatic	51009.53	-6008.05
890	452	Shell-Thick	DX295	CEDIMENTI	LinStatic	-61722.64	-4681.47
890	452	Shell-Thick	DX282	CEDIMENTI	LinStatic	-58372.52	-5189.03
890	452	Shell-Thick	DX283	CEDIMENTI	LinStatic	-22210.53	-8939.68
890	452	Shell-Thick	DX296	CEDIMENTI	LinStatic	-21694.94	-8432.13
891	453	Shell-Thick	DX277	CEDIMENTI	LinStatic	28988.20	-9210.71
891	453	Shell-Thick	DX264	CEDIMENTI	LinStatic	22490.73	-9881.31
891	453	Shell-Thick	DX265	CEDIMENTI	LinStatic	61981.00	-3415.85
891	453	Shell-Thick	DX278	CEDIMENTI	LinStatic	71623.16	-2745.25
892	454	Shell-Thick	DX278	CEDIMENTI	LinStatic	-60451.23	-3616.07
892	454	Shell-Thick	DX265	CEDIMENTI	LinStatic	-51458.70	-3935.94
892	454	Shell-Thick	DX266	CEDIMENTI	LinStatic	-18882.23	-10777.30
892	454	Shell-Thick	DX279	CEDIMENTI	LinStatic	-25133.59	-10457.42
893	455	Shell-Thick	DX281	CEDIMENTI	LinStatic	24745.56	-9964.45
893	455	Shell-Thick	DX268	CEDIMENTI	LinStatic	18707.64	-11337.34
893	455	Shell-Thick	DX269	CEDIMENTI	LinStatic	51141.74	-4519.57
893	455	Shell-Thick	DX282	CEDIMENTI	LinStatic	60131.94	-3146.68
894	456	Shell-Thick	DX282	CEDIMENTI	LinStatic	-71958.95	-3405.85
894	456	Shell-Thick	DX269	CEDIMENTI	LinStatic	-62841.97	-2880.14
894	456	Shell-Thick	DX270	CEDIMENTI	LinStatic	-22423.02	-9241.33
894	456	Shell-Thick	DX283	CEDIMENTI	LinStatic	-28667.61	-9767.04
895	457	Shell-Thick	DX264	CEDIMENTI	LinStatic	23373.65	-10134.14
895	457	Shell-Thick	DX251	CEDIMENTI	LinStatic	18856.97	-10081.22
895	457	Shell-Thick	DX252	CEDIMENTI	LinStatic	53018.67	-3495.89
895	457	Shell-Thick	DX265	CEDIMENTI	LinStatic	61044.89	-3548.81
896	458	Shell-Thick	DX265	CEDIMENTI	LinStatic	-50961.89	-4117.48
896	458	Shell-Thick	DX252	CEDIMENTI	LinStatic	-43575.93	-4396.46
896	458	Shell-Thick	DX253	CEDIMENTI	LinStatic	-15588.29	-11272.91
896	458	Shell-Thick	DX266	CEDIMENTI	LinStatic	-19661.60	-10993.93
897	459	Shell-Thick	DX268	CEDIMENTI	LinStatic	19791.36	-11569.33
897	459	Shell-Thick	DX255	CEDIMENTI	LinStatic	15749.29	-10767.14
897	459	Shell-Thick	DX256	CEDIMENTI	LinStatic	43458.40	-3938.06
897	459	Shell-Thick	DX269	CEDIMENTI	LinStatic	50567.83	-4740.25
898	460	Shell-Thick	DX269	CEDIMENTI	LinStatic	-61981.25	-2907.80
898	460	Shell-Thick	DX256	CEDIMENTI	LinStatic	-53492.85	-4364.32
898	460	Shell-Thick	DX257	CEDIMENTI	LinStatic	-18122.67	-11072.37
898	460	Shell-Thick	DX270	CEDIMENTI	LinStatic	-22879.78	-9615.85
899	461	Shell-Thick	DX251	CEDIMENTI	LinStatic	19569.21	-10347.24
899	461	Shell-Thick	DX238	CEDIMENTI	LinStatic	15202.90	-11129.16
899	461	Shell-Thick	DX239	CEDIMENTI	LinStatic	43682.48	-4156.00
899	461	Shell-Thick	DX252	CEDIMENTI	LinStatic	52006.96	-3374.08
900	462	Shell-Thick	DX252	CEDIMENTI	LinStatic	-42924.17	-4243.57
900	462	Shell-Thick	DX239	CEDIMENTI	LinStatic	-35159.01	-4819.85
900	462	Shell-Thick	DX240	CEDIMENTI	LinStatic	-12024.63	-12166.87
900	462	Shell-Thick	DX253	CEDIMENTI	LinStatic	-16274.91	-11590.58
901	463	Shell-Thick	DX255	CEDIMENTI	LinStatic	16110.96	-11161.07
901	463	Shell-Thick	DX242	CEDIMENTI	LinStatic	11577.58	-12835.16
901	463	Shell-Thick	DX243	CEDIMENTI	LinStatic	34409.42	-5349.18
901	463	Shell-Thick	DX256	CEDIMENTI	LinStatic	42840.73	-3675.10
902	464	Shell-Thick	DX256	CEDIMENTI	LinStatic	-52469.10	-4298.00
902	464	Shell-Thick	DX243	CEDIMENTI	LinStatic	-44365.68	-3206.16
902	464	Shell-Thick	DX244	CEDIMENTI	LinStatic	-14635.56	-10277.68
902	464	Shell-Thick	DX257	CEDIMENTI	LinStatic	-19357.34	-11369.52
903	465	Shell-Thick	DX238	CEDIMENTI	LinStatic	16300.85	-11237.46
903	465	Shell-Thick	DX225	CEDIMENTI	LinStatic	12898.53	-11056.20
903	465	Shell-Thick	DX226	CEDIMENTI	LinStatic	35351.48	-4102.23
903	465	Shell-Thick	DX239	CEDIMENTI	LinStatic	42573.25	-4283.49
904	466	Shell-Thick	DX239	CEDIMENTI	LinStatic	-34458.68	-5046.56
904	466	Shell-Thick	DX226	CEDIMENTI	LinStatic	-28394.82	-5007.66
904	466	Shell-Thick	DX227	CEDIMENTI	LinStatic	-10545.83	-12004.71
904	466	Shell-Thick	DX240	CEDIMENTI	LinStatic	-12991.98	-12043.61
905	467	Shell-Thick	DX242	CEDIMENTI	LinStatic	12823.59	-12467.45
905	467	Shell-Thick	DX229	CEDIMENTI	LinStatic	11458.33	-11502.98
905	467	Shell-Thick	DX230	CEDIMENTI	LinStatic	28980.92	-4911.46


Autorità Portuale di Taranto

Interventi per il dragaggio di 2,3 M³ di sedimenti in area Molo Polisettoriale e per la realizzazione di un primo lotto della cassa di colmata funzionale all'ampliamento del V Sporgente del Porto di Taranto

Allegati alla relazione di calcolo strutturale allineamento "BC"

Data 05/2016
Rev. B
c.d.c.: C296A
514B

905	467	Shell-Thick	DX243	CEDIMENTI	LinStatic	33607.52	-5875.93
906	468	Shell-Thick	DX243	CEDIMENTI	LinStatic	-43360.20	-3430.03
906	468	Shell-Thick	DX230	CEDIMENTI	LinStatic	-36637.63	-5784.10
906	468	Shell-Thick	DX231	CEDIMENTI	LinStatic	-12441.41	-12635.98
906	468	Shell-Thick	DX244	CEDIMENTI	LinStatic	-15011.16	-10281.91
907	469	Shell-Thick	DX225	CEDIMENTI	LinStatic	13859.91	-11361.10
907	469	Shell-Thick	DX212	CEDIMENTI	LinStatic	9958.34	-12085.69
907	469	Shell-Thick	DX213	CEDIMENTI	LinStatic	26083.15	-4580.82
907	469	Shell-Thick	DX226	CEDIMENTI	LinStatic	34208.16	-3856.23
908	470	Shell-Thick	DX226	CEDIMENTI	LinStatic	-27589.72	-4709.36
908	470	Shell-Thick	DX213	CEDIMENTI	LinStatic	-20402.03	-5351.97
908	470	Shell-Thick	DX214	CEDIMENTI	LinStatic	-7838.47	-13076.78
908	470	Shell-Thick	DX227	CEDIMENTI	LinStatic	-11219.05	-12434.16
909	471	Shell-Thick	DX229	CEDIMENTI	LinStatic	11996.48	-12546.53
909	471	Shell-Thick	DX216	CEDIMENTI	LinStatic	5802.88	-13561.08
909	471	Shell-Thick	DX217	CEDIMENTI	LinStatic	17583.38	-4930.01
909	471	Shell-Thick	DX230	CEDIMENTI	LinStatic	28176.45	-3915.46
910	472	Shell-Thick	DX230	CEDIMENTI	LinStatic	-35526.96	-5123.24
910	472	Shell-Thick	DX217	CEDIMENTI	LinStatic	-25784.28	-2044.62
910	472	Shell-Thick	DX218	CEDIMENTI	LinStatic	-7778.72	-10400.32
910	472	Shell-Thick	DX231	CEDIMENTI	LinStatic	-14454.75	-13478.94
911	473	Shell-Thick	DX212	CEDIMENTI	LinStatic	11181.30	-12098.72
911	473	Shell-Thick	DX199	CEDIMENTI	LinStatic	8869.18	-11830.89
911	473	Shell-Thick	DX200	CEDIMENTI	LinStatic	18603.10	-4577.99
911	473	Shell-Thick	DX213	CEDIMENTI	LinStatic	24859.65	-4845.82
912	474	Shell-Thick	DX213	CEDIMENTI	LinStatic	-19527.00	-5704.29
912	474	Shell-Thick	DX200	CEDIMENTI	LinStatic	-14181.92	-5614.66
912	474	Shell-Thick	DX201	CEDIMENTI	LinStatic	-7395.95	-12667.54
912	474	Shell-Thick	DX214	CEDIMENTI	LinStatic	-8937.53	-12757.17
913	475	Shell-Thick	DX216	CEDIMENTI	LinStatic	6877.02	-12565.07
913	475	Shell-Thick	DX203	CEDIMENTI	LinStatic	6812.38	-12676.32
913	475	Shell-Thick	DX204	CEDIMENTI	LinStatic	13130.92	-6097.90
913	475	Shell-Thick	DX217	CEDIMENTI	LinStatic	16599.92	-5986.66
914	476	Shell-Thick	DX217	CEDIMENTI	LinStatic	-24648.11	-3622.23
914	476	Shell-Thick	DX204	CEDIMENTI	LinStatic	-25109.35	-6579.93
914	476	Shell-Thick	DX205	CEDIMENTI	LinStatic	-12879.22	-11912.30
914	476	Shell-Thick	DX218	CEDIMENTI	LinStatic	-7823.60	-8954.61
915	477	Shell-Thick	DX199	CEDIMENTI	LinStatic	10166.10	-12192.27
915	477	Shell-Thick	DX186	CEDIMENTI	LinStatic	4899.97	-11832.79
915	477	Shell-Thick	DX187	CEDIMENTI	LinStatic	7301.22	-3991.96
915	477	Shell-Thick	DX200	CEDIMENTI	LinStatic	17109.98	-4351.45
916	478	Shell-Thick	DX200	CEDIMENTI	LinStatic	-13326.02	-5319.26
916	478	Shell-Thick	DX187	CEDIMENTI	LinStatic	-3175.92	-5184.43
916	478	Shell-Thick	DX188	CEDIMENTI	LinStatic	-2427.80	-13322.00
916	478	Shell-Thick	DX201	CEDIMENTI	LinStatic	-8256.84	-13456.84
917	479	Shell-Thick	DX203	CEDIMENTI	LinStatic	7866.66	-13664.60
917	479	Shell-Thick	DX190	CEDIMENTI	LinStatic	2293.65	-13097.88
917	479	Shell-Thick	DX191	CEDIMENTI	LinStatic	1963.11	-4998.52
917	479	Shell-Thick	DX204	CEDIMENTI	LinStatic	12312.35	-5565.24
918	480	Shell-Thick	DX204	CEDIMENTI	LinStatic	-23612.44	-4575.64
918	480	Shell-Thick	DX191	CEDIMENTI	LinStatic	-9034.89	-3863.96
918	480	Shell-Thick	DX192	CEDIMENTI	LinStatic	-3514.93	-13156.03
918	480	Shell-Thick	DX205	CEDIMENTI	LinStatic	-14717.73	-13867.72
919	481	Shell-Thick	DX186	CEDIMENTI	LinStatic	6528.30	-10544.45
919	481	Shell-Thick	DX173	CEDIMENTI	LinStatic	5674.15	-9947.91
919	481	Shell-Thick	DX174	CEDIMENTI	LinStatic	520.99	-6337.55
919	481	Shell-Thick	DX187	CEDIMENTI	LinStatic	5655.47	-6934.09
920	482	Shell-Thick	DX187	CEDIMENTI	LinStatic	-2094.24	-8131.77
920	482	Shell-Thick	DX174	CEDIMENTI	LinStatic	4723.18	-5648.88
920	482	Shell-Thick	DX175	CEDIMENTI	LinStatic	-2694.18	-10171.14
920	482	Shell-Thick	DX188	CEDIMENTI	LinStatic	-5121.20	-12654.04
921	483	Shell-Thick	DX190	CEDIMENTI	LinStatic	4717.76	-12374.48
921	483	Shell-Thick	DX177	CEDIMENTI	LinStatic	2858.55	-10350.53
921	483	Shell-Thick	DX178	CEDIMENTI	LinStatic	-5133.70	-5972.67
921	483	Shell-Thick	DX191	CEDIMENTI	LinStatic	829.90	-7996.62
922	484	Shell-Thick	DX191	CEDIMENTI	LinStatic	-7463.31	-7465.74
922	484	Shell-Thick	DX178	CEDIMENTI	LinStatic	-1277.68	-6062.19
922	484	Shell-Thick	DX179	CEDIMENTI	LinStatic	-4597.24	-9623.11
922	484	Shell-Thick	DX192	CEDIMENTI	LinStatic	-5264.67	-11026.67
923	485	Shell-Thick	DX173	CEDIMENTI	LinStatic	5870.65	-6196.43
923	485	Shell-Thick	DX160	CEDIMENTI	LinStatic	11082.70	-7383.81
923	485	Shell-Thick	DX161	CEDIMENTI	LinStatic	-651.51	-13036.29
923	485	Shell-Thick	DX174	CEDIMENTI	LinStatic	-1923.05	-11848.92
924	486	Shell-Thick	DX174	CEDIMENTI	LinStatic	6109.35	-10810.24
924	486	Shell-Thick	DX161	CEDIMENTI	LinStatic	4143.32	-12515.53
924	486	Shell-Thick	DX162	CEDIMENTI	LinStatic	-7946.46	-8721.86
924	486	Shell-Thick	DX175	CEDIMENTI	LinStatic	-2822.40	-7016.57
925	487	Shell-Thick	DX177	CEDIMENTI	LinStatic	3033.30	-7291.88
925	487	Shell-Thick	DX164	CEDIMENTI	LinStatic	8419.03	-8385.63
925	487	Shell-Thick	DX165	CEDIMENTI	LinStatic	-4384.13	-12206.64
925	487	Shell-Thick	DX178	CEDIMENTI	LinStatic	-6584.57	-11112.88

926	488	Shell-Thick	DX178	CEDIMENTI	LinStatic	1195.30	-11684.63
926	488	Shell-Thick	DX165	CEDIMENTI	LinStatic	-534.37	-13159.61
926	488	Shell-Thick	DX166	CEDIMENTI	LinStatic	-10872.09	-7273.79
926	488	Shell-Thick	DX179	CEDIMENTI	LinStatic	-4693.88	-5798.81
927	489	Shell-Thick	DX160	CEDIMENTI	LinStatic	12344.30	-6608.90
927	489	Shell-Thick	DX147	CEDIMENTI	LinStatic	18739.48	-7152.93
927	489	Shell-Thick	DX148	CEDIMENTI	LinStatic	1076.25	-14290.90
927	489	Shell-Thick	DX161	CEDIMENTI	LinStatic	-1153.21	-13746.87
928	490	Shell-Thick	DX161	CEDIMENTI	LinStatic	5067.59	-13176.17
928	490	Shell-Thick	DX148	CEDIMENTI	LinStatic	3384.47	-13134.50
928	490	Shell-Thick	DX149	CEDIMENTI	LinStatic	-15235.13	-8740.50
928	490	Shell-Thick	DX162	CEDIMENTI	LinStatic	-9151.94	-8782.17
929	491	Shell-Thick	DX164	CEDIMENTI	LinStatic	9460.89	-8497.11
929	491	Shell-Thick	DX151	CEDIMENTI	LinStatic	15438.68	-8972.52
929	491	Shell-Thick	DX152	CEDIMENTI	LinStatic	-3591.23	-13308.48
929	491	Shell-Thick	DX165	CEDIMENTI	LinStatic	-5208.90	-12833.07
930	492	Shell-Thick	DX165	CEDIMENTI	LinStatic	207.55	-13760.64
930	492	Shell-Thick	DX152	CEDIMENTI	LinStatic	-1716.28	-14090.65
930	492	Shell-Thick	DX153	CEDIMENTI	LinStatic	-18811.45	-6992.43
930	492	Shell-Thick	DX166	CEDIMENTI	LinStatic	-12308.72	-6662.42
931	493	Shell-Thick	DX147	CEDIMENTI	LinStatic	19458.93	-7035.26
931	493	Shell-Thick	DX134	CEDIMENTI	LinStatic	26391.44	-6785.27
931	493	Shell-Thick	DX135	CEDIMENTI	LinStatic	1902.49	-14254.06
931	493	Shell-Thick	DX148	CEDIMENTI	LinStatic	-23.00	-14504.05
932	494	Shell-Thick	DX148	CEDIMENTI	LinStatic	3775.33	-13358.81
932	494	Shell-Thick	DX135	CEDIMENTI	LinStatic	3177.70	-13791.44
932	494	Shell-Thick	DX136	CEDIMENTI	LinStatic	-21361.91	-8994.77
932	494	Shell-Thick	DX149	CEDIMENTI	LinStatic	-16246.65	-8562.14
933	495	Shell-Thick	DX151	CEDIMENTI	LinStatic	16571.81	-8765.52
933	495	Shell-Thick	DX138	CEDIMENTI	LinStatic	21767.19	-8767.25
933	495	Shell-Thick	DX139	CEDIMENTI	LinStatic	-3381.56	-13571.99
933	495	Shell-Thick	DX152	CEDIMENTI	LinStatic	-4018.15	-13570.26
934	496	Shell-Thick	DX152	CEDIMENTI	LinStatic	-541.20	-14368.70
934	496	Shell-Thick	DX139	CEDIMENTI	LinStatic	-2646.98	-14357.88
934	496	Shell-Thick	DX140	CEDIMENTI	LinStatic	-26913.47	-6848.02
934	496	Shell-Thick	DX153	CEDIMENTI	LinStatic	-19608.53	-6858.84
935	497	Shell-Thick	DX134	CEDIMENTI	LinStatic	27299.45	-6804.17
935	497	Shell-Thick	DX121	CEDIMENTI	LinStatic	34321.24	-7106.56
935	497	Shell-Thick	DX122	CEDIMENTI	LinStatic	2973.86	-14403.45
935	497	Shell-Thick	DX135	CEDIMENTI	LinStatic	884.99	-14101.07
936	498	Shell-Thick	DX135	CEDIMENTI	LinStatic	4105.11	-13617.05
936	498	Shell-Thick	DX122	CEDIMENTI	LinStatic	3739.64	-13197.46
936	498	Shell-Thick	DX123	CEDIMENTI	LinStatic	-28124.85	-8587.00
936	498	Shell-Thick	DX136	CEDIMENTI	LinStatic	-22564.76	-9006.59
937	499	Shell-Thick	DX138	CEDIMENTI	LinStatic	22860.87	-8819.02
937	499	Shell-Thick	DX125	CEDIMENTI	LinStatic	28275.15	-8791.27
937	499	Shell-Thick	DX126	CEDIMENTI	LinStatic	-4038.25	-13368.52
937	499	Shell-Thick	DX139	CEDIMENTI	LinStatic	-4269.31	-13396.28
938	500	Shell-Thick	DX139	CEDIMENTI	LinStatic	-1523.63	-14156.40
938	500	Shell-Thick	DX126	CEDIMENTI	LinStatic	-3267.98	-14294.56
938	500	Shell-Thick	DX127	CEDIMENTI	LinStatic	-34763.98	-7103.58
938	500	Shell-Thick	DX140	CEDIMENTI	LinStatic	-27926.34	-6965.42
939	501	Shell-Thick	DX121	CEDIMENTI	LinStatic	35368.58	-6860.23
939	501	Shell-Thick	DX108	CEDIMENTI	LinStatic	42564.57	-6513.32
939	501	Shell-Thick	DX109	CEDIMENTI	LinStatic	3314.08	-14238.80
939	501	Shell-Thick	DX122	CEDIMENTI	LinStatic	1609.23	-14585.70
940	502	Shell-Thick	DX122	CEDIMENTI	LinStatic	4576.56	-13406.24
940	502	Shell-Thick	DX109	CEDIMENTI	LinStatic	4173.03	-13668.90
940	502	Shell-Thick	DX110	CEDIMENTI	LinStatic	-34968.89	-8502.67
940	502	Shell-Thick	DX123	CEDIMENTI	LinStatic	-29410.82	-8240.01
941	503	Shell-Thick	DX125	CEDIMENTI	LinStatic	29660.32	-8412.04
941	503	Shell-Thick	DX112	CEDIMENTI	LinStatic	35309.79	-8371.96
941	503	Shell-Thick	DX113	CEDIMENTI	LinStatic	-4452.52	-13576.33
941	503	Shell-Thick	DX126	CEDIMENTI	LinStatic	-4916.93	-13616.41
942	504	Shell-Thick	DX126	CEDIMENTI	LinStatic	-1887.54	-14565.00
942	504	Shell-Thick	DX113	CEDIMENTI	LinStatic	-3851.47	-14369.83
942	504	Shell-Thick	DX114	CEDIMENTI	LinStatic	-43382.62	-6596.58
942	504	Shell-Thick	DX127	CEDIMENTI	LinStatic	-35843.09	-6791.76
943	505	Shell-Thick	DX108	CEDIMENTI	LinStatic	43814.14	-6542.39
943	505	Shell-Thick	DX95	CEDIMENTI	LinStatic	51200.75	-6674.13
943	505	Shell-Thick	DX96	CEDIMENTI	LinStatic	4017.16	-14168.34
943	505	Shell-Thick	DX109	CEDIMENTI	LinStatic	2101.59	-14036.60
944	506	Shell-Thick	DX109	CEDIMENTI	LinStatic	5426.67	-13461.14
944	506	Shell-Thick	DX96	CEDIMENTI	LinStatic	4988.71	-13019.62
944	506	Shell-Thick	DX97	CEDIMENTI	LinStatic	-42512.59	-7951.74
944	506	Shell-Thick	DX110	CEDIMENTI	LinStatic	-36370.73	-8393.27
945	507	Shell-Thick	DX112	CEDIMENTI	LinStatic	36627.04	-8291.16
945	507	Shell-Thick	DX99	CEDIMENTI	LinStatic	42689.57	-8104.78
945	507	Shell-Thick	DX100	CEDIMENTI	LinStatic	-5361.55	-13168.34
945	507	Shell-Thick	DX113	CEDIMENTI	LinStatic	-5705.31	-13354.72
946	508	Shell-Thick	DX113	CEDIMENTI	LinStatic	-2598.23	-14117.97

946	508	Shell-Thick	DX100	CEDIMENTI	LinStatic	-4337.58	-14130.74
946	508	Shell-Thick	DX101	CEDIMENTI	LinStatic	-51992.55	-6700.70
946	508	Shell-Thick	DX114	CEDIMENTI	LinStatic	-44709.78	-6687.93
947	509	Shell-Thick	DX95	CEDIMENTI	LinStatic	52589.12	-6327.23
947	509	Shell-Thick	DX82	CEDIMENTI	LinStatic	60615.17	-5907.83
947	509	Shell-Thick	DX83	CEDIMENTI	LinStatic	4543.81	-13869.54
947	509	Shell-Thick	DX96	CEDIMENTI	LinStatic	2507.85	-14288.93
948	510	Shell-Thick	DX96	CEDIMENTI	LinStatic	6191.56	-13153.37
948	510	Shell-Thick	DX83	CEDIMENTI	LinStatic	5290.06	-13251.25
948	510	Shell-Thick	DX84	CEDIMENTI	LinStatic	-50620.86	-7623.75
948	510	Shell-Thick	DX97	CEDIMENTI	LinStatic	-43975.15	-7525.87
949	511	Shell-Thick	DX99	CEDIMENTI	LinStatic	44237.61	-7654.99
949	511	Shell-Thick	DX86	CEDIMENTI	LinStatic	50939.88	-7527.94
949	511	Shell-Thick	DX87	CEDIMENTI	LinStatic	-5661.10	-13178.58
949	511	Shell-Thick	DX100	CEDIMENTI	LinStatic	-6597.11	-13305.63
950	512	Shell-Thick	DX100	CEDIMENTI	LinStatic	-2820.44	-14284.25
950	512	Shell-Thick	DX87	CEDIMENTI	LinStatic	-5061.48	-13942.50
950	512	Shell-Thick	DX88	CEDIMENTI	LinStatic	-61675.59	-5963.84
950	512	Shell-Thick	DX101	CEDIMENTI	LinStatic	-53394.16	-6305.59
951	513	Shell-Thick	DX82	CEDIMENTI	LinStatic	62162.32	-5822.22
951	513	Shell-Thick	DX69	CEDIMENTI	LinStatic	70848.71	-5743.10
951	513	Shell-Thick	DX70	CEDIMENTI	LinStatic	5828.12	-13568.48
951	513	Shell-Thick	DX83	CEDIMENTI	LinStatic	3156.94	-13647.60
952	514	Shell-Thick	DX83	CEDIMENTI	LinStatic	6842.72	-13019.80
952	514	Shell-Thick	DX70	CEDIMENTI	LinStatic	5574.94	-12537.20
952	514	Shell-Thick	DX71	CEDIMENTI	LinStatic	-59657.15	-6911.26
952	514	Shell-Thick	DX84	CEDIMENTI	LinStatic	-52188.64	-7393.86
953	515	Shell-Thick	DX86	CEDIMENTI	LinStatic	52446.39	-7319.36
953	515	Shell-Thick	DX73	CEDIMENTI	LinStatic	59826.59	-6992.65
953	515	Shell-Thick	DX74	CEDIMENTI	LinStatic	-6069.82	-12589.09
953	515	Shell-Thick	DX87	CEDIMENTI	LinStatic	-7222.52	-12915.80
954	516	Shell-Thick	DX87	CEDIMENTI	LinStatic	-3652.94	-13655.48
954	516	Shell-Thick	DX74	CEDIMENTI	LinStatic	-6115.61	-13493.94
954	516	Shell-Thick	DX75	CEDIMENTI	LinStatic	-71791.82	-5756.13
954	516	Shell-Thick	DX88	CEDIMENTI	LinStatic	-63279.78	-5917.67
955	517	Shell-Thick	DX69	CEDIMENTI	LinStatic	72466.10	-5429.96
955	517	Shell-Thick	DX56	CEDIMENTI	LinStatic	82071.49	-4886.18
955	517	Shell-Thick	DX57	CEDIMENTI	LinStatic	7481.05	-12999.41
955	517	Shell-Thick	DX70	CEDIMENTI	LinStatic	4169.54	-13543.18
956	518	Shell-Thick	DX70	CEDIMENTI	LinStatic	7024.19	-12553.96
956	518	Shell-Thick	DX57	CEDIMENTI	LinStatic	4946.01	-12473.39
956	518	Shell-Thick	DX58	CEDIMENTI	LinStatic	-69469.82	-6360.12
956	518	Shell-Thick	DX71	CEDIMENTI	LinStatic	-61281.52	-6440.68
957	519	Shell-Thick	DX73	CEDIMENTI	LinStatic	61535.43	-6494.80
957	519	Shell-Thick	DX60	CEDIMENTI	LinStatic	69809.41	-6281.90
957	519	Shell-Thick	DX61	CEDIMENTI	LinStatic	-5391.28	-12392.06
957	519	Shell-Thick	DX74	CEDIMENTI	LinStatic	-7526.20	-12604.96
958	520	Shell-Thick	DX74	CEDIMENTI	LinStatic	-4428.75	-13511.60
958	520	Shell-Thick	DX61	CEDIMENTI	LinStatic	-7987.97	-12971.28
958	520	Shell-Thick	DX62	CEDIMENTI	LinStatic	-83304.51	-4816.20
958	520	Shell-Thick	DX75	CEDIMENTI	LinStatic	-73399.46	-5356.52
959	521	Shell-Thick	DX56	CEDIMENTI	LinStatic	83636.38	-4614.79
959	521	Shell-Thick	DX43	CEDIMENTI	LinStatic	94454.41	-4448.89
959	521	Shell-Thick	DX44	CEDIMENTI	LinStatic	10871.90	-12529.60
959	521	Shell-Thick	DX57	CEDIMENTI	LinStatic	5919.96	-12695.50
960	522	Shell-Thick	DX57	CEDIMENTI	LinStatic	6488.63	-12165.91
960	522	Shell-Thick	DX44	CEDIMENTI	LinStatic	3183.17	-11794.89
960	522	Shell-Thick	DX45	CEDIMENTI	LinStatic	-80469.52	-5693.21
960	522	Shell-Thick	DX58	CEDIMENTI	LinStatic	-71153.49	-6064.22
961	523	Shell-Thick	DX60	CEDIMENTI	LinStatic	71449.53	-6004.83
961	523	Shell-Thick	DX47	CEDIMENTI	LinStatic	80767.13	-5710.12
961	523	Shell-Thick	DX48	CEDIMENTI	LinStatic	-3682.86	-11769.29
961	523	Shell-Thick	DX61	CEDIMENTI	LinStatic	-6945.53	-12064.01
962	524	Shell-Thick	DX61	CEDIMENTI	LinStatic	-6411.07	-12619.98
962	524	Shell-Thick	DX48	CEDIMENTI	LinStatic	-11288.45	-12460.59
962	524	Shell-Thick	DX49	CEDIMENTI	LinStatic	-95672.26	-4378.02
962	524	Shell-Thick	DX62	CEDIMENTI	LinStatic	-84892.32	-4537.41
963	525	Shell-Thick	DX43	CEDIMENTI	LinStatic	95571.88	-3801.30
963	525	Shell-Thick	DX30	CEDIMENTI	LinStatic	107734.76	-3176.30
963	525	Shell-Thick	DX31	CEDIMENTI	LinStatic	16479.88	-12563.26
963	525	Shell-Thick	DX44	CEDIMENTI	LinStatic	9279.22	-13188.26
964	526	Shell-Thick	DX44	CEDIMENTI	LinStatic	4294.17	-12499.87
964	526	Shell-Thick	DX31	CEDIMENTI	LinStatic	-2973.26	-12228.55
964	526	Shell-Thick	DX32	CEDIMENTI	LinStatic	-93895.22	-4930.74
964	526	Shell-Thick	DX45	CEDIMENTI	LinStatic	-81811.22	-5202.06
965	527	Shell-Thick	DX47	CEDIMENTI	LinStatic	82183.17	-5198.41
965	527	Shell-Thick	DX34	CEDIMENTI	LinStatic	94379.20	-4857.87
965	527	Shell-Thick	DX35	CEDIMENTI	LinStatic	2565.99	-12161.08
965	527	Shell-Thick	DX48	CEDIMENTI	LinStatic	-4776.91	-12501.62
966	528	Shell-Thick	DX48	CEDIMENTI	LinStatic	-9656.59	-13168.51
966	528	Shell-Thick	DX35	CEDIMENTI	LinStatic	-16943.43	-12524.35



966	528	Shell-Thick	DX36	CEDIMENTI	LinStatic	-109047.20	-3026.94
966	528	Shell-Thick	DX49	CEDIMENTI	LinStatic	-96747.66	-3671.10
967	529	Shell-Thick	DX30	CEDIMENTI	LinStatic	108787.59	-2913.01
967	529	Shell-Thick	DX17	CEDIMENTI	LinStatic	113823.52	-2733.34
967	529	Shell-Thick	DX18	CEDIMENTI	LinStatic	18700.88	-11056.14
967	529	Shell-Thick	DX31	CEDIMENTI	LinStatic	15881.44	-11235.81
968	530	Shell-Thick	DX31	CEDIMENTI	LinStatic	-1979.67	-10977.66
968	530	Shell-Thick	DX18	CEDIMENTI	LinStatic	-12549.91	-10141.59
968	530	Shell-Thick	DX19	CEDIMENTI	LinStatic	-107840.54	-3104.67
968	530	Shell-Thick	DX32	CEDIMENTI	LinStatic	-94938.73	-3940.73
969	531	Shell-Thick	DX34	CEDIMENTI	LinStatic	95384.46	-3867.75
969	531	Shell-Thick	DX21	CEDIMENTI	LinStatic	108461.89	-3137.23
969	531	Shell-Thick	DX22	CEDIMENTI	LinStatic	12261.05	-10166.20
969	531	Shell-Thick	DX35	CEDIMENTI	LinStatic	1549.19	-10896.72
970	532	Shell-Thick	DX35	CEDIMENTI	LinStatic	-16346.41	-11211.84
970	532	Shell-Thick	DX22	CEDIMENTI	LinStatic	-19648.50	-10987.14
970	532	Shell-Thick	DX23	CEDIMENTI	LinStatic	-115680.98	-2580.55
970	532	Shell-Thick	DX36	CEDIMENTI	LinStatic	-110134.22	-2805.25
983	533	Shell-Thick	DX407	CEDIMENTI	LinStatic	57939.34	-3009.30
983	533	Shell-Thick	DX394	CEDIMENTI	LinStatic	45927.00	-4009.62
983	533	Shell-Thick	DX395	CEDIMENTI	LinStatic	123898.29	-152.58
983	533	Shell-Thick	DX408	CEDIMENTI	LinStatic	137192.87	847.74
984	534	Shell-Thick	DX408	CEDIMENTI	LinStatic	-122275.06	691.77
984	534	Shell-Thick	DX395	CEDIMENTI	LinStatic	-109113.60	-95.35
984	534	Shell-Thick	DX396	CEDIMENTI	LinStatic	-41798.17	-3907.09
984	534	Shell-Thick	DX409	CEDIMENTI	LinStatic	-53735.23	-3119.97
985	535	Shell-Thick	DX411	CEDIMENTI	LinStatic	53539.09	-2998.61
985	535	Shell-Thick	DX398	CEDIMENTI	LinStatic	41621.98	-4020.92
985	535	Shell-Thick	DX399	CEDIMENTI	LinStatic	108805.86	-209.68
985	535	Shell-Thick	DX412	CEDIMENTI	LinStatic	121954.11	812.63
986	536	Shell-Thick	DX412	CEDIMENTI	LinStatic	-137572.13	680.94
986	536	Shell-Thick	DX399	CEDIMENTI	LinStatic	-124310.47	24.03
986	536	Shell-Thick	DX400	CEDIMENTI	LinStatic	-45817.32	-3818.14
986	536	Shell-Thick	DX413	CEDIMENTI	LinStatic	-57808.08	-3161.23
987	537	Shell-Thick	DX394	CEDIMENTI	LinStatic	46501.55	-4562.64
987	537	Shell-Thick	DX381	CEDIMENTI	LinStatic	37986.37	-4761.89
987	537	Shell-Thick	DX382	CEDIMENTI	LinStatic	112006.41	-344.34
987	537	Shell-Thick	DX395	CEDIMENTI	LinStatic	123497.93	-145.09
988	538	Shell-Thick	DX395	CEDIMENTI	LinStatic	-108769.05	-125.69
988	538	Shell-Thick	DX382	CEDIMENTI	LinStatic	-97649.86	-634.59
988	538	Shell-Thick	DX383	CEDIMENTI	LinStatic	-33981.06	-4902.06
988	538	Shell-Thick	DX396	CEDIMENTI	LinStatic	-42208.16	-4393.16
989	539	Shell-Thick	DX398	CEDIMENTI	LinStatic	42089.87	-4515.48
989	539	Shell-Thick	DX385	CEDIMENTI	LinStatic	33793.07	-4770.22
989	539	Shell-Thick	DX386	CEDIMENTI	LinStatic	97262.26	-482.13
989	539	Shell-Thick	DX399	CEDIMENTI	LinStatic	108431.21	-227.38
990	540	Shell-Thick	DX399	CEDIMENTI	LinStatic	-123939.43	29.95
990	540	Shell-Thick	DX386	CEDIMENTI	LinStatic	-112518.73	-470.28
990	540	Shell-Thick	DX387	CEDIMENTI	LinStatic	-37877.36	-4858.67
990	540	Shell-Thick	DX400	CEDIMENTI	LinStatic	-46302.80	-4358.45
991	541	Shell-Thick	SX381	CEDIMENTI	LinStatic	38306.29	520.39
991	541	Shell-Thick	SX368	CEDIMENTI	LinStatic	32012.72	810.52
991	541	Shell-Thick	SX369	CEDIMENTI	LinStatic	102983.27	1895.63
991	541	Shell-Thick	SX382	CEDIMENTI	LinStatic	112796.64	1605.50
992	542	Shell-Thick	SX382	CEDIMENTI	LinStatic	-97441.44	1871.76
992	542	Shell-Thick	SX369	CEDIMENTI	LinStatic	-87966.13	2032.56
992	542	Shell-Thick	SX370	CEDIMENTI	LinStatic	-28890.18	1096.40
992	542	Shell-Thick	SX383	CEDIMENTI	LinStatic	-34990.59	935.60
993	543	Shell-Thick	SX385	CEDIMENTI	LinStatic	35262.68	785.62
993	543	Shell-Thick	SX372	CEDIMENTI	LinStatic	29091.18	1219.12
993	543	Shell-Thick	SX373	CEDIMENTI	LinStatic	88335.09	2173.54
993	543	Shell-Thick	SX386	CEDIMENTI	LinStatic	97847.54	1740.05
994	544	Shell-Thick	SX386	CEDIMENTI	LinStatic	-112118.53	1693.15
994	544	Shell-Thick	SX373	CEDIMENTI	LinStatic	-102324.37	1817.47
994	544	Shell-Thick	SX374	CEDIMENTI	LinStatic	-32206.69	731.36
994	544	Shell-Thick	SX387	CEDIMENTI	LinStatic	-38460.03	607.04
995	545	Shell-Thick	SX368	CEDIMENTI	LinStatic	32663.60	1704.64
995	545	Shell-Thick	SX355	CEDIMENTI	LinStatic	28053.65	2223.97
995	545	Shell-Thick	SX356	CEDIMENTI	LinStatic	93821.22	2099.31
995	545	Shell-Thick	SX369	CEDIMENTI	LinStatic	102280.57	1579.98
996	546	Shell-Thick	SX369	CEDIMENTI	LinStatic	-87428.39	1709.90
996	546	Shell-Thick	SX356	CEDIMENTI	LinStatic	-79335.80	2555.36
996	546	Shell-Thick	SX357	CEDIMENTI	LinStatic	-25102.60	2902.76
996	546	Shell-Thick	SX370	CEDIMENTI	LinStatic	-29637.10	2057.30
997	547	Shell-Thick	SX372	CEDIMENTI	LinStatic	29765.87	2195.56
997	547	Shell-Thick	SX359	CEDIMENTI	LinStatic	25290.77	2743.44
997	547	Shell-Thick	SX360	CEDIMENTI	LinStatic	79742.15	2386.87
997	547	Shell-Thick	SX373	CEDIMENTI	LinStatic	87827.03	1839.00
998	548	Shell-Thick	SX373	CEDIMENTI	LinStatic	-101595.13	1481.98
998	548	Shell-Thick	SX360	CEDIMENTI	LinStatic	-93287.41	2165.87
998	548	Shell-Thick	SX361	CEDIMENTI	LinStatic	-28385.17	2325.72



Autorità Portuale di Taranto
Interventi per il dragaggio di 2,3 M³ di sedimenti in area Molo Polisettoriale e per la realizzazione di un primo lotto della cassa di colmata funzionale all'ampliamento del V Sporgente del Porto di Taranto

Allegati alla relazione di calcolo strutturale allineamento "BC"

Data 05/2016
Rev. B
c.d.c.: C296A
514B

998	548	Shell-Thick	SX374	CEDIMENTI	LinStatic	-32888.53	1641.83
1001	549	Shell-Thick	SX355	CEDIMENTI	LinStatic	28604.31	2621.77
1001	549	Shell-Thick	SX342	CEDIMENTI	LinStatic	25114.35	2825.28
1001	549	Shell-Thick	SX343	CEDIMENTI	LinStatic	85908.24	2407.53
1001	549	Shell-Thick	SX356	CEDIMENTI	LinStatic	93091.76	2204.02
1002	550	Shell-Thick	SX356	CEDIMENTI	LinStatic	-78824.69	2652.29
1002	550	Shell-Thick	SX343	CEDIMENTI	LinStatic	-71981.20	2702.55
1002	550	Shell-Thick	SX344	CEDIMENTI	LinStatic	-22224.36	3469.17
1002	550	Shell-Thick	SX357	CEDIMENTI	LinStatic	-25605.56	3418.91
1003	551	Shell-Thick	SX359	CEDIMENTI	LinStatic	25868.62	3236.07
1003	551	Shell-Thick	SX346	CEDIMENTI	LinStatic	22359.56	3618.21
1003	551	Shell-Thick	SX347	CEDIMENTI	LinStatic	72289.56	2881.62
1003	551	Shell-Thick	SX360	CEDIMENTI	LinStatic	79193.32	2499.48
1004	552	Shell-Thick	SX360	CEDIMENTI	LinStatic	-92597.77	2320.56
1004	552	Shell-Thick	SX347	CEDIMENTI	LinStatic	-85201.03	2315.33
1004	552	Shell-Thick	SX348	CEDIMENTI	LinStatic	-25239.23	2672.77
1004	552	Shell-Thick	SX361	CEDIMENTI	LinStatic	-28901.83	2678.00
1005	553	Shell-Thick	SX342	CEDIMENTI	LinStatic	25785.85	3416.63
1005	553	Shell-Thick	SX329	CEDIMENTI	LinStatic	22991.01	3801.72
1005	553	Shell-Thick	SX330	CEDIMENTI	LinStatic	78806.11	2685.07
1005	553	Shell-Thick	SX343	CEDIMENTI	LinStatic	85234.42	2299.99
1006	554	Shell-Thick	SX343	CEDIMENTI	LinStatic	-71472.48	2572.52
1006	554	Shell-Thick	SX330	CEDIMENTI	LinStatic	-65556.77	3342.22
1006	554	Shell-Thick	SX331	CEDIMENTI	LinStatic	-20242.25	4905.54
1006	554	Shell-Thick	SX344	CEDIMENTI	LinStatic	-22934.79	4135.84
1007	555	Shell-Thick	SX346	CEDIMENTI	LinStatic	22973.24	4323.52
1007	555	Shell-Thick	SX333	CEDIMENTI	LinStatic	20453.91	4706.22
1007	555	Shell-Thick	SX334	CEDIMENTI	LinStatic	65985.80	3106.58
1007	555	Shell-Thick	SX347	CEDIMENTI	LinStatic	71814.05	2723.89
1008	556	Shell-Thick	SX347	CEDIMENTI	LinStatic	-84496.27	2132.43
1008	556	Shell-Thick	SX334	CEDIMENTI	LinStatic	-78392.62	2783.57
1008	556	Shell-Thick	SX335	CEDIMENTI	LinStatic	-23434.21	3985.73
1008	556	Shell-Thick	SX348	CEDIMENTI	LinStatic	-25965.18	3334.59
1011	557	Shell-Thick	SX329	CEDIMENTI	LinStatic	23535.99	4211.73
1011	557	Shell-Thick	SX316	CEDIMENTI	LinStatic	21708.53	4407.92
1011	557	Shell-Thick	SX317	CEDIMENTI	LinStatic	72897.07	2907.00
1011	557	Shell-Thick	SX330	CEDIMENTI	LinStatic	78140.68	2710.81
1012	558	Shell-Thick	SX330	CEDIMENTI	LinStatic	-65100.39	3378.74
1012	558	Shell-Thick	SX317	CEDIMENTI	LinStatic	-60210.32	3312.76
1012	558	Shell-Thick	SX318	CEDIMENTI	LinStatic	-18921.12	5318.95
1012	558	Shell-Thick	SX331	CEDIMENTI	LinStatic	-20668.44	5384.94
1013	559	Shell-Thick	SX333	CEDIMENTI	LinStatic	20988.20	5138.31
1013	559	Shell-Thick	SX320	CEDIMENTI	LinStatic	19032.03	5530.01
1013	559	Shell-Thick	SX321	CEDIMENTI	LinStatic	60507.08	3569.77
1013	559	Shell-Thick	SX334	CEDIMENTI	LinStatic	65488.57	3178.06
1014	560	Shell-Thick	SX334	CEDIMENTI	LinStatic	-77769.71	2911.30
1014	560	Shell-Thick	SX321	CEDIMENTI	LinStatic	-72117.76	2760.53
1014	560	Shell-Thick	SX322	CEDIMENTI	LinStatic	-21754.50	4149.78
1014	560	Shell-Thick	SX335	CEDIMENTI	LinStatic	-23907.48	4300.54
1015	561	Shell-Thick	SX316	CEDIMENTI	LinStatic	22339.67	4796.55
1015	561	Shell-Thick	SX303	CEDIMENTI	LinStatic	20873.37	5074.09
1015	561	Shell-Thick	SX304	CEDIMENTI	LinStatic	67414.63	3208.08
1015	561	Shell-Thick	SX317	CEDIMENTI	LinStatic	72274.84	2930.54
1016	562	Shell-Thick	SX317	CEDIMENTI	LinStatic	-59762.72	3301.42
1016	562	Shell-Thick	SX304	CEDIMENTI	LinStatic	-55486.37	4049.21
1016	562	Shell-Thick	SX305	CEDIMENTI	LinStatic	-18182.80	6525.37
1016	562	Shell-Thick	SX318	CEDIMENTI	LinStatic	-19581.90	5777.58
1017	563	Shell-Thick	SX320	CEDIMENTI	LinStatic	19551.86	6046.15
1017	563	Shell-Thick	SX307	CEDIMENTI	LinStatic	18386.64	6256.99
1017	563	Shell-Thick	SX308	CEDIMENTI	LinStatic	55920.77	3732.74
1017	563	Shell-Thick	SX321	CEDIMENTI	LinStatic	60098.84	3521.90
1018	564	Shell-Thick	SX321	CEDIMENTI	LinStatic	-71458.34	2664.08
1018	564	Shell-Thick	SX308	CEDIMENTI	LinStatic	-67072.97	3404.66
1018	564	Shell-Thick	SX309	CEDIMENTI	LinStatic	-21414.46	5393.10
1018	564	Shell-Thick	SX322	CEDIMENTI	LinStatic	-22498.13	4652.52
1019	565	Shell-Thick	SX303	CEDIMENTI	LinStatic	21407.73	5527.10
1019	565	Shell-Thick	SX290	CEDIMENTI	LinStatic	21035.43	5710.68
1019	565	Shell-Thick	SX291	CEDIMENTI	LinStatic	62967.33	3294.27
1019	565	Shell-Thick	SX304	CEDIMENTI	LinStatic	66768.48	3110.70
1020	566	Shell-Thick	SX304	CEDIMENTI	LinStatic	-55069.41	3944.89
1020	566	Shell-Thick	SX291	CEDIMENTI	LinStatic	-51847.28	3791.27
1020	566	Shell-Thick	SX292	CEDIMENTI	LinStatic	-18487.87	6875.45
1020	566	Shell-Thick	SX305	CEDIMENTI	LinStatic	-18560.41	7029.07
1021	567	Shell-Thick	SX307	CEDIMENTI	LinStatic	18927.34	6700.56
1021	567	Shell-Thick	SX294	CEDIMENTI	LinStatic	18555.47	7192.46
1021	567	Shell-Thick	SX295	CEDIMENTI	LinStatic	52130.96	4164.46
1021	567	Shell-Thick	SX308	CEDIMENTI	LinStatic	55460.44	3672.57
1022	568	Shell-Thick	SX308	CEDIMENTI	LinStatic	-66471.07	3438.91
1022	568	Shell-Thick	SX295	CEDIMENTI	LinStatic	-62182.91	3062.67
1022	568	Shell-Thick	SX296	CEDIMENTI	LinStatic	-21106.97	5358.72
1022	568	Shell-Thick	SX309	CEDIMENTI	LinStatic	-21811.10	5734.97

1025	569	Shell-Thick	SX290	CEDIMENTI	LinStatic	21727.72	6156.63
1025	569	Shell-Thick	SX277	CEDIMENTI	LinStatic	21838.14	6188.30
1025	569	Shell-Thick	SX278	CEDIMENTI	LinStatic	58591.18	3432.83
1025	569	Shell-Thick	SX291	CEDIMENTI	LinStatic	62294.97	3401.16
1026	570	Shell-Thick	SX291	CEDIMENTI	LinStatic	-51374.49	3888.83
1026	570	Shell-Thick	SX278	CEDIMENTI	LinStatic	-48710.02	4348.02
1026	570	Shell-Thick	SX279	CEDIMENTI	LinStatic	-19737.55	7823.01
1026	570	Shell-Thick	SX292	CEDIMENTI	LinStatic	-19194.14	7363.81
1027	571	Shell-Thick	SX294	CEDIMENTI	LinStatic	19062.47	7747.94
1027	571	Shell-Thick	SX281	CEDIMENTI	LinStatic	19827.08	7471.27
1027	571	Shell-Thick	SX282	CEDIMENTI	LinStatic	49060.97	3960.49
1027	571	Shell-Thick	SX295	CEDIMENTI	LinStatic	51708.42	4237.16
1028	572	Shell-Thick	SX295	CEDIMENTI	LinStatic	-61461.56	3052.86
1028	572	Shell-Thick	SX282	CEDIMENTI	LinStatic	-58244.47	3790.13
1028	572	Shell-Thick	SX283	CEDIMENTI	LinStatic	-22448.89	6659.43
1028	572	Shell-Thick	SX296	CEDIMENTI	LinStatic	-21991.15	5922.16
1029	573	Shell-Thick	SX277	CEDIMENTI	LinStatic	28091.36	4685.60
1029	573	Shell-Thick	SX264	CEDIMENTI	LinStatic	22512.08	4668.45
1029	573	Shell-Thick	SX265	CEDIMENTI	LinStatic	63720.41	2800.61
1029	573	Shell-Thick	SX278	CEDIMENTI	LinStatic	72350.35	2817.76
1030	574	Shell-Thick	SX278	CEDIMENTI	LinStatic	-60182.88	3809.84
1030	574	Shell-Thick	SX265	CEDIMENTI	LinStatic	-51734.40	3158.58
1030	574	Shell-Thick	SX266	CEDIMENTI	LinStatic	-19489.29	5655.09
1030	574	Shell-Thick	SX279	CEDIMENTI	LinStatic	-25044.24	6306.35
1031	575	Shell-Thick	SX281	CEDIMENTI	LinStatic	25467.37	5817.49
1031	575	Shell-Thick	SX268	CEDIMENTI	LinStatic	19701.58	6213.34
1031	575	Shell-Thick	SX269	CEDIMENTI	LinStatic	52128.38	3739.12
1031	575	Shell-Thick	SX282	CEDIMENTI	LinStatic	60582.14	3343.28
1032	576	Shell-Thick	SX282	CEDIMENTI	LinStatic	-71960.63	3391.07
1032	576	Shell-Thick	SX269	CEDIMENTI	LinStatic	-62853.82	2347.61
1032	576	Shell-Thick	SX270	CEDIMENTI	LinStatic	-22689.09	4119.01
1032	576	Shell-Thick	SX283	CEDIMENTI	LinStatic	-28555.10	5162.47
1035	577	Shell-Thick	SX264	CEDIMENTI	LinStatic	23339.37	5272.45
1035	577	Shell-Thick	SX251	CEDIMENTI	LinStatic	18164.93	5688.20
1035	577	Shell-Thick	SX252	CEDIMENTI	LinStatic	54020.44	3143.47
1035	577	Shell-Thick	SX265	CEDIMENTI	LinStatic	62843.94	2727.72
1036	578	Shell-Thick	SX265	CEDIMENTI	LinStatic	-51162.35	3081.26
1036	578	Shell-Thick	SX252	CEDIMENTI	LinStatic	-42819.09	4208.93
1036	578	Shell-Thick	SX253	CEDIMENTI	LinStatic	-15236.94	7380.12
1036	578	Shell-Thick	SX266	CEDIMENTI	LinStatic	-20431.10	6252.44
1037	579	Shell-Thick	SX268	CEDIMENTI	LinStatic	20342.35	6824.55
1037	579	Shell-Thick	SX255	CEDIMENTI	LinStatic	15110.51	6873.66
1037	579	Shell-Thick	SX256	CEDIMENTI	LinStatic	43009.31	3754.58
1037	579	Shell-Thick	SX269	CEDIMENTI	LinStatic	51636.16	3705.46
1038	580	Shell-Thick	SX269	CEDIMENTI	LinStatic	-61896.19	2187.18
1038	580	Shell-Thick	SX256	CEDIMENTI	LinStatic	-53472.08	3929.28
1038	580	Shell-Thick	SX257	CEDIMENTI	LinStatic	-18934.72	6578.36
1038	580	Shell-Thick	SX270	CEDIMENTI	LinStatic	-23885.61	4836.26
1039	581	Shell-Thick	SX251	CEDIMENTI	LinStatic	18947.01	6209.71
1039	581	Shell-Thick	SX238	CEDIMENTI	LinStatic	15247.12	6261.26
1039	581	Shell-Thick	SX239	CEDIMENTI	LinStatic	45381.67	2942.49
1039	581	Shell-Thick	SX252	CEDIMENTI	LinStatic	52939.10	2890.93
1040	582	Shell-Thick	SX252	CEDIMENTI	LinStatic	-42214.06	3890.00
1040	582	Shell-Thick	SX239	CEDIMENTI	LinStatic	-35312.07	3412.38
1040	582	Shell-Thick	SX240	CEDIMENTI	LinStatic	-12642.62	7500.49
1040	582	Shell-Thick	SX253	CEDIMENTI	LinStatic	-15804.75	7978.11
1041	583	Shell-Thick	SX255	CEDIMENTI	LinStatic	16000.01	7548.47
1041	583	Shell-Thick	SX242	CEDIMENTI	LinStatic	13102.25	8168.59
1041	583	Shell-Thick	SX243	CEDIMENTI	LinStatic	36101.26	3945.11
1041	583	Shell-Thick	SX256	CEDIMENTI	LinStatic	42366.12	3324.99
1042	584	Shell-Thick	SX256	CEDIMENTI	LinStatic	-52418.14	3718.07
1042	584	Shell-Thick	SX243	CEDIMENTI	LinStatic	-44692.08	2090.51
1042	584	Shell-Thick	SX244	CEDIMENTI	LinStatic	-15803.70	5509.45
1042	584	Shell-Thick	SX257	CEDIMENTI	LinStatic	-19242.60	7137.02
1043	585	Shell-Thick	SX238	CEDIMENTI	LinStatic	16236.03	6513.98
1043	585	Shell-Thick	SX225	CEDIMENTI	LinStatic	12381.40	6876.82
1043	585	Shell-Thick	SX226	CEDIMENTI	LinStatic	36314.02	3355.45
1043	585	Shell-Thick	SX239	CEDIMENTI	LinStatic	44189.89	2992.61
1044	586	Shell-Thick	SX239	CEDIMENTI	LinStatic	-34657.31	3515.40
1044	586	Shell-Thick	SX226	CEDIMENTI	LinStatic	-27128.54	4428.49
1044	586	Shell-Thick	SX227	CEDIMENTI	LinStatic	-9664.98	8456.89
1044	586	Shell-Thick	SX240	CEDIMENTI	LinStatic	-13757.98	7543.80
1045	587	Shell-Thick	SX242	CEDIMENTI	LinStatic	13948.53	7963.51
1045	587	Shell-Thick	SX229	CEDIMENTI	LinStatic	8742.26	7947.80
1045	587	Shell-Thick	SX230	CEDIMENTI	LinStatic	26552.26	4338.89
1045	587	Shell-Thick	SX243	CEDIMENTI	LinStatic	35552.23	4354.59
1046	588	Shell-Thick	SX243	CEDIMENTI	LinStatic	-43369.02	2258.65
1046	588	Shell-Thick	SX230	CEDIMENTI	LinStatic	-34905.85	4962.32
1046	588	Shell-Thick	SX231	CEDIMENTI	LinStatic	-12738.37	8346.19
1046	588	Shell-Thick	SX244	CEDIMENTI	LinStatic	-17464.54	5642.51
1047	589	Shell-Thick	SX408	CEDIMENTI	LinStatic	57816.66	-2579.60


Autorità Portuale di Taranto

Interventi per il dragaggio di 2,3 M³ di sedimenti in area Molo Polisettoriale e per la realizzazione di un primo lotto della cassa di colmata funzionale all'ampliamento del V Sporgente del Porto di Taranto

Allegati alla relazione di calcolo strutturale allineamento "BC"

Data 05/2016
Rev. B
c.d.c.: C296A
514B

1047	589	Shell-Thick	SX395	CEDIMENTI	LinStatic	45821.76	-2162.47
1047	589	Shell-Thick	SX396	CEDIMENTI	LinStatic	125178.47	1580.36
1047	589	Shell-Thick	SX409	CEDIMENTI	LinStatic	138443.49	1163.23
1048	590	Shell-Thick	SX409	CEDIMENTI	LinStatic	-122845.40	1339.84
1048	590	Shell-Thick	SX396	CEDIMENTI	LinStatic	-109591.40	1501.85
1048	590	Shell-Thick	SX397	CEDIMENTI	LinStatic	-42514.33	-2249.07
1048	590	Shell-Thick	SX410	CEDIMENTI	LinStatic	-54533.66	-2411.08
1049	591	Shell-Thick	SX225	CEDIMENTI	LinStatic	13133.48	7283.00
1049	591	Shell-Thick	SX212	CEDIMENTI	LinStatic	10457.49	7131.90
1049	591	Shell-Thick	SX213	CEDIMENTI	LinStatic	28118.24	2944.25
1049	591	Shell-Thick	SX226	CEDIMENTI	LinStatic	34965.19	3095.35
1050	592	Shell-Thick	SX226	CEDIMENTI	LinStatic	-26475.28	4075.35
1050	592	Shell-Thick	SX213	CEDIMENTI	LinStatic	-20297.37	3496.52
1050	592	Shell-Thick	SX214	CEDIMENTI	LinStatic	-8340.10	8452.71
1050	592	Shell-Thick	SX227	CEDIMENTI	LinStatic	-10426.74	9031.53
1051	593	Shell-Thick	SX229	CEDIMENTI	LinStatic	9640.94	9134.46
1051	593	Shell-Thick	SX216	CEDIMENTI	LinStatic	10345.63	8930.47
1051	593	Shell-Thick	SX217	CEDIMENTI	LinStatic	23089.81	3080.74
1051	593	Shell-Thick	SX230	CEDIMENTI	LinStatic	25895.37	3284.73
1052	594	Shell-Thick	SX230	CEDIMENTI	LinStatic	-33503.67	4251.75
1052	594	Shell-Thick	SX217	CEDIMENTI	LinStatic	-28463.77	534.07
1052	594	Shell-Thick	SX218	CEDIMENTI	LinStatic	-12565.86	5607.03
1052	594	Shell-Thick	SX231	CEDIMENTI	LinStatic	-12503.19	9324.71
1053	595	Shell-Thick	SX212	CEDIMENTI	LinStatic	11618.31	7161.27
1053	595	Shell-Thick	SX199	CEDIMENTI	LinStatic	7360.45	7569.51
1053	595	Shell-Thick	SX200	CEDIMENTI	LinStatic	18144.27	3617.93
1053	595	Shell-Thick	SX213	CEDIMENTI	LinStatic	26647.03	3209.68
1054	596	Shell-Thick	SX213	CEDIMENTI	LinStatic	-19593.09	3788.53
1054	596	Shell-Thick	SX200	CEDIMENTI	LinStatic	-12196.54	4842.20
1054	596	Shell-Thick	SX201	CEDIMENTI	LinStatic	-5857.85	9242.35
1054	596	Shell-Thick	SX214	CEDIMENTI	LinStatic	-9621.91	8188.68
1055	597	Shell-Thick	SX216	CEDIMENTI	LinStatic	11671.66	7995.48
1055	597	Shell-Thick	SX203	CEDIMENTI	LinStatic	6425.71	9255.80
1055	597	Shell-Thick	SX204	CEDIMENTI	LinStatic	13219.12	5321.37
1055	597	Shell-Thick	SX217	CEDIMENTI	LinStatic	22493.90	4061.05
1056	598	Shell-Thick	SX217	CEDIMENTI	LinStatic	-26778.65	2092.78
1056	598	Shell-Thick	SX204	CEDIMENTI	LinStatic	-11652.77	5536.89
1056	598	Shell-Thick	SX205	CEDIMENTI	LinStatic	-3482.31	7617.77
1056	598	Shell-Thick	SX218	CEDIMENTI	LinStatic	-14897.78	4173.67
1057	599	Shell-Thick	SX412	CEDIMENTI	LinStatic	54740.22	-2531.11
1057	599	Shell-Thick	SX399	CEDIMENTI	LinStatic	42709.54	-2135.41
1057	599	Shell-Thick	SX400	CEDIMENTI	LinStatic	109946.83	1614.30
1057	599	Shell-Thick	SX413	CEDIMENTI	LinStatic	123205.12	1218.61
1058	600	Shell-Thick	SX413	CEDIMENTI	LinStatic	-137837.67	1304.76
1058	600	Shell-Thick	SX400	CEDIMENTI	LinStatic	-124550.49	1430.65
1058	600	Shell-Thick	SX401	CEDIMENTI	LinStatic	-46020.09	-2323.57
1058	600	Shell-Thick	SX414	CEDIMENTI	LinStatic	-58034.40	-2449.46
1059	601	Shell-Thick	SX199	CEDIMENTI	LinStatic	8091.14	7954.75
1059	601	Shell-Thick	SX186	CEDIMENTI	LinStatic	7269.90	6632.26
1059	601	Shell-Thick	SX187	CEDIMENTI	LinStatic	11102.53	2111.51
1059	601	Shell-Thick	SX200	CEDIMENTI	LinStatic	16591.97	3434.00
1060	602	Shell-Thick	SX200	CEDIMENTI	LinStatic	-11289.53	4581.86
1060	602	Shell-Thick	SX187	CEDIMENTI	LinStatic	-8058.54	2967.71
1060	602	Shell-Thick	SX188	CEDIMENTI	LinStatic	-8051.33	8481.41
1060	602	Shell-Thick	SX201	CEDIMENTI	LinStatic	-6655.39	10095.57
1061	603	Shell-Thick	SX203	CEDIMENTI	LinStatic	7024.28	10312.12
1061	603	Shell-Thick	SX190	CEDIMENTI	LinStatic	8176.46	8256.60
1061	603	Shell-Thick	SX191	CEDIMENTI	LinStatic	9251.98	2789.02
1061	603	Shell-Thick	SX204	CEDIMENTI	LinStatic	12274.67	4844.54
1062	604	Shell-Thick	SX204	CEDIMENTI	LinStatic	-10126.12	3634.81
1062	604	Shell-Thick	SX191	CEDIMENTI	LinStatic	-9458.49	2000.71
1062	604	Shell-Thick	SX192	CEDIMENTI	LinStatic	-8600.22	7941.48
1062	604	Shell-Thick	SX205	CEDIMENTI	LinStatic	-3695.64	9575.58
1063	605	Shell-Thick	SX186	CEDIMENTI	LinStatic	8526.36	4803.23
1063	605	Shell-Thick	SX173	CEDIMENTI	LinStatic	142.92	5679.77
1063	605	Shell-Thick	SX174	CEDIMENTI	LinStatic	-3980.66	6452.00
1063	605	Shell-Thick	SX187	CEDIMENTI	LinStatic	9213.50	5575.46
1064	606	Shell-Thick	SX187	CEDIMENTI	LinStatic	-7035.95	6493.11
1064	606	Shell-Thick	SX174	CEDIMENTI	LinStatic	3728.86	5981.65
1064	606	Shell-Thick	SX175	CEDIMENTI	LinStatic	-2221.29	6664.46
1064	606	Shell-Thick	SX188	CEDIMENTI	LinStatic	-8647.45	7175.92
1065	607	Shell-Thick	SX190	CEDIMENTI	LinStatic	9037.57	6898.21
1065	607	Shell-Thick	SX177	CEDIMENTI	LinStatic	2028.39	6868.25
1065	607	Shell-Thick	SX178	CEDIMENTI	LinStatic	-3336.99	6327.34
1065	607	Shell-Thick	SX191	CEDIMENTI	LinStatic	8285.76	6357.30
1066	608	Shell-Thick	SX191	CEDIMENTI	LinStatic	-7655.15	6118.23
1066	608	Shell-Thick	SX178	CEDIMENTI	LinStatic	4597.13	6191.18
1066	608	Shell-Thick	SX179	CEDIMENTI	LinStatic	-1035.63	5340.48
1066	608	Shell-Thick	SX192	CEDIMENTI	LinStatic	-9617.50	5267.53
1067	609	Shell-Thick	SX173	CEDIMENTI	LinStatic	2972.57	5172.57
1067	609	Shell-Thick	SX160	CEDIMENTI	LinStatic	11775.63	6707.22



Autorità Portuale di Taranto
Interventi per il dragaggio di 2,3 M³ di sedimenti in area Molo Polisettoriale e per la realizzazione di un primo lotto della cassa di colmata funzionale all'ampliamento del V Sporgente del Porto di Taranto

Allegati alla relazione di calcolo strutturale allineamento "BC"

Data 05/2016
Rev. B
c.d.c.: C296A
514B

1067	609	Shell-Thick	SX161	CEDIMENTI	LinStatic	-1042.64	9374.13
1067	609	Shell-Thick	SX174	CEDIMENTI	LinStatic	-5736.08	7839.47
1068	610	Shell-Thick	SX174	CEDIMENTI	LinStatic	5896.13	7769.54
1068	610	Shell-Thick	SX161	CEDIMENTI	LinStatic	4126.19	7945.03
1068	610	Shell-Thick	SX162	CEDIMENTI	LinStatic	-10202.78	6275.03
1068	610	Shell-Thick	SX175	CEDIMENTI	LinStatic	-5240.80	6099.54
1069	611	Shell-Thick	SX177	CEDIMENTI	LinStatic	4984.36	6388.30
1069	611	Shell-Thick	SX164	CEDIMENTI	LinStatic	9641.79	5929.94
1069	611	Shell-Thick	SX165	CEDIMENTI	LinStatic	-3893.67	7636.58
1069	611	Shell-Thick	SX178	CEDIMENTI	LinStatic	-5422.91	8094.94
1070	612	Shell-Thick	SX178	CEDIMENTI	LinStatic	6328.11	7673.26
1070	612	Shell-Thick	SX165	CEDIMENTI	LinStatic	2177.76	9512.26
1070	612	Shell-Thick	SX166	CEDIMENTI	LinStatic	-11765.07	6608.64
1070	612	Shell-Thick	SX179	CEDIMENTI	LinStatic	-3957.79	4769.64
1071	613	Shell-Thick	SX160	CEDIMENTI	LinStatic	12278.60	5951.93
1071	613	Shell-Thick	SX147	CEDIMENTI	LinStatic	20235.99	5793.39
1071	613	Shell-Thick	SX148	CEDIMENTI	LinStatic	1620.91	9916.76
1071	613	Shell-Thick	SX161	CEDIMENTI	LinStatic	-2000.48	10075.30
1072	614	Shell-Thick	SX161	CEDIMENTI	LinStatic	4669.42	8668.72
1072	614	Shell-Thick	SX148	CEDIMENTI	LinStatic	4030.08	9555.56
1072	614	Shell-Thick	SX149	CEDIMENTI	LinStatic	-15853.09	7281.50
1072	614	Shell-Thick	SX162	CEDIMENTI	LinStatic	-10839.08	6394.67
1073	615	Shell-Thick	SX164	CEDIMENTI	LinStatic	10423.26	6103.64
1073	615	Shell-Thick	SX151	CEDIMENTI	LinStatic	15515.80	7520.92
1073	615	Shell-Thick	SX152	CEDIMENTI	LinStatic	-3853.28	9746.66
1073	615	Shell-Thick	SX165	CEDIMENTI	LinStatic	-4532.43	8329.38
1074	616	Shell-Thick	SX165	CEDIMENTI	LinStatic	2893.61	10109.47
1074	616	Shell-Thick	SX152	CEDIMENTI	LinStatic	-999.90	9720.00
1074	616	Shell-Thick	SX153	CEDIMENTI	LinStatic	-19930.48	5627.90
1074	616	Shell-Thick	SX166	CEDIMENTI	LinStatic	-12097.74	6017.37
1075	617	Shell-Thick	SX147	CEDIMENTI	LinStatic	21168.52	5544.09
1075	617	Shell-Thick	SX134	CEDIMENTI	LinStatic	28443.65	5993.14
1075	617	Shell-Thick	SX135	CEDIMENTI	LinStatic	2849.04	10729.11
1075	617	Shell-Thick	SX148	CEDIMENTI	LinStatic	635.81	10280.06
1076	618	Shell-Thick	SX148	CEDIMENTI	LinStatic	4595.26	9879.31
1076	618	Shell-Thick	SX135	CEDIMENTI	LinStatic	3905.05	9567.20
1076	618	Shell-Thick	SX136	CEDIMENTI	LinStatic	-21995.97	6626.73
1076	618	Shell-Thick	SX149	CEDIMENTI	LinStatic	-16747.54	6938.84
1077	619	Shell-Thick	SX151	CEDIMENTI	LinStatic	16288.17	7154.87
1077	619	Shell-Thick	SX138	CEDIMENTI	LinStatic	21451.57	6392.15
1077	619	Shell-Thick	SX139	CEDIMENTI	LinStatic	-3710.45	9340.13
1077	619	Shell-Thick	SX152	CEDIMENTI	LinStatic	-4373.74	10102.86
1078	620	Shell-Thick	SX152	CEDIMENTI	LinStatic	-73.41	10140.04
1078	620	Shell-Thick	SX139	CEDIMENTI	LinStatic	-2101.56	10840.14
1078	620	Shell-Thick	SX140	CEDIMENTI	LinStatic	-27727.05	6068.18
1078	620	Shell-Thick	SX153	CEDIMENTI	LinStatic	-20800.44	5368.08
1079	621	Shell-Thick	SX134	CEDIMENTI	LinStatic	29567.16	5936.99
1079	621	Shell-Thick	SX121	CEDIMENTI	LinStatic	36530.27	5598.75
1079	621	Shell-Thick	SX122	CEDIMENTI	LinStatic	3845.07	10225.99
1079	621	Shell-Thick	SX135	CEDIMENTI	LinStatic	1889.42	10564.23
1080	622	Shell-Thick	SX135	CEDIMENTI	LinStatic	4930.26	9420.55
1080	622	Shell-Thick	SX122	CEDIMENTI	LinStatic	4784.37	9645.68
1080	622	Shell-Thick	SX123	CEDIMENTI	LinStatic	-28462.99	6831.08
1080	622	Shell-Thick	SX136	CEDIMENTI	LinStatic	-23142.71	6605.96
1081	623	Shell-Thick	SX138	CEDIMENTI	LinStatic	22705.86	6413.27
1081	623	Shell-Thick	SX125	CEDIMENTI	LinStatic	28187.66	7045.55
1081	623	Shell-Thick	SX126	CEDIMENTI	LinStatic	-4500.57	9824.08
1081	623	Shell-Thick	SX139	CEDIMENTI	LinStatic	-4782.81	9191.81
1082	624	Shell-Thick	SX139	CEDIMENTI	LinStatic	-1244.30	10628.96
1082	624	Shell-Thick	SX126	CEDIMENTI	LinStatic	-3552.03	10107.85
1082	624	Shell-Thick	SX127	CEDIMENTI	LinStatic	-35914.71	5590.45
1082	624	Shell-Thick	SX140	CEDIMENTI	LinStatic	-28750.94	6111.56
1083	625	Shell-Thick	SX121	CEDIMENTI	LinStatic	37709.95	5356.41
1083	625	Shell-Thick	SX108	CEDIMENTI	LinStatic	45156.07	5568.61
1083	625	Shell-Thick	SX109	CEDIMENTI	LinStatic	4470.35	10578.35
1083	625	Shell-Thick	SX122	CEDIMENTI	LinStatic	2532.40	10366.15
1084	626	Shell-Thick	SX122	CEDIMENTI	LinStatic	5707.65	9763.20
1084	626	Shell-Thick	SX109	CEDIMENTI	LinStatic	5383.58	9466.61
1084	626	Shell-Thick	SX110	CEDIMENTI	LinStatic	-35283.61	6173.12
1084	626	Shell-Thick	SX123	CEDIMENTI	LinStatic	-29772.49	6469.71
1085	627	Shell-Thick	SX125	CEDIMENTI	LinStatic	29406.62	6653.15
1085	627	Shell-Thick	SX112	CEDIMENTI	LinStatic	34847.09	6032.68
1085	627	Shell-Thick	SX113	CEDIMENTI	LinStatic	-5095.67	9359.75
1085	627	Shell-Thick	SX126	CEDIMENTI	LinStatic	-5381.00	9980.22
1086	628	Shell-Thick	SX126	CEDIMENTI	LinStatic	-2236.61	10333.32
1086	628	Shell-Thick	SX113	CEDIMENTI	LinStatic	-3938.09	10714.05
1086	628	Shell-Thick	SX114	CEDIMENTI	LinStatic	-44222.95	5664.02
1086	628	Shell-Thick	SX127	CEDIMENTI	LinStatic	-37072.96	5283.29
1087	629	Shell-Thick	SX108	CEDIMENTI	LinStatic	46361.10	5602.34
1087	629	Shell-Thick	SX95	CEDIMENTI	LinStatic	54124.27	5242.72
1087	629	Shell-Thick	SX96	CEDIMENTI	LinStatic	5400.06	9890.18

1087	629	Shell-Thick	SX109	CEDIMENTI	LinStatic	3164.45	10249.80
1088	630	Shell-Thick	SX109	CEDIMENTI	LinStatic	6576.74	9161.77
1088	630	Shell-Thick	SX96	CEDIMENTI	LinStatic	6276.67	9225.29
1088	630	Shell-Thick	SX97	CEDIMENTI	LinStatic	-42728.80	6167.15
1088	630	Shell-Thick	SX110	CEDIMENTI	LinStatic	-36718.59	6103.62
1089	631	Shell-Thick	SX112	CEDIMENTI	LinStatic	36370.81	5992.42
1089	631	Shell-Thick	SX99	CEDIMENTI	LinStatic	42488.82	6332.64
1089	631	Shell-Thick	SX100	CEDIMENTI	LinStatic	-5897.06	9377.93
1089	631	Shell-Thick	SX113	CEDIMENTI	LinStatic	-6301.24	9037.71
1090	632	Shell-Thick	SX113	CEDIMENTI	LinStatic	-2668.49	10334.21
1090	632	Shell-Thick	SX100	CEDIMENTI	LinStatic	-5095.59	9834.82
1090	632	Shell-Thick	SX101	CEDIMENTI	LinStatic	-53247.52	5262.95
1090	632	Shell-Thick	SX114	CEDIMENTI	LinStatic	-45356.89	5762.34
1091	633	Shell-Thick	SX95	CEDIMENTI	LinStatic	55409.92	4974.04
1091	633	Shell-Thick	SX82	CEDIMENTI	LinStatic	63762.72	4992.00
1091	633	Shell-Thick	SX83	CEDIMENTI	LinStatic	6141.14	9865.87
1091	633	Shell-Thick	SX96	CEDIMENTI	LinStatic	3798.22	9847.90
1092	634	Shell-Thick	SX96	CEDIMENTI	LinStatic	7422.44	9149.50
1092	634	Shell-Thick	SX83	CEDIMENTI	LinStatic	6772.38	8838.81
1092	634	Shell-Thick	SX84	CEDIMENTI	LinStatic	-50753.11	5498.27
1092	634	Shell-Thick	SX97	CEDIMENTI	LinStatic	-44325.57	5808.96
1093	635	Shell-Thick	SX99	CEDIMENTI	LinStatic	44010.47	5948.32
1093	635	Shell-Thick	SX86	CEDIMENTI	LinStatic	50399.62	5388.77
1093	635	Shell-Thick	SX87	CEDIMENTI	LinStatic	-6379.07	8751.11
1093	635	Shell-Thick	SX100	CEDIMENTI	LinStatic	-7011.45	9310.66
1094	636	Shell-Thick	SX100	CEDIMENTI	LinStatic	-3485.30	9828.13
1094	636	Shell-Thick	SX87	CEDIMENTI	LinStatic	-5651.26	9949.52
1094	636	Shell-Thick	SX88	CEDIMENTI	LinStatic	-62670.93	5062.15
1094	636	Shell-Thick	SX101	CEDIMENTI	LinStatic	-54527.64	4940.76
1095	637	Shell-Thick	SX82	CEDIMENTI	LinStatic	65111.94	4985.67
1095	637	Shell-Thick	SX69	CEDIMENTI	LinStatic	74001.92	4553.64
1095	637	Shell-Thick	SX70	CEDIMENTI	LinStatic	7356.57	8968.43
1095	637	Shell-Thick	SX83	CEDIMENTI	LinStatic	4527.30	9400.45
1096	638	Shell-Thick	SX83	CEDIMENTI	LinStatic	8133.29	8378.48
1096	638	Shell-Thick	SX70	CEDIMENTI	LinStatic	7035.23	8306.92
1096	638	Shell-Thick	SX71	CEDIMENTI	LinStatic	-59768.56	5316.35
1096	638	Shell-Thick	SX84	CEDIMENTI	LinStatic	-52438.49	5387.90
1097	639	Shell-Thick	SX86	CEDIMENTI	LinStatic	52149.86	5299.08
1097	639	Shell-Thick	SX73	CEDIMENTI	LinStatic	59580.43	5412.79
1097	639	Shell-Thick	SX74	CEDIMENTI	LinStatic	-6526.05	8366.77
1097	639	Shell-Thick	SX87	CEDIMENTI	LinStatic	-7740.97	8253.05
1098	640	Shell-Thick	SX87	CEDIMENTI	LinStatic	-4054.65	9413.46
1098	640	Shell-Thick	SX74	CEDIMENTI	LinStatic	-7104.94	8872.79
1098	640	Shell-Thick	SX75	CEDIMENTI	LinStatic	-73045.51	4560.55
1098	640	Shell-Thick	SX88	CEDIMENTI	LinStatic	-63967.32	5101.23
1099	641	Shell-Thick	SX69	CEDIMENTI	LinStatic	75443.78	4431.10
1099	641	Shell-Thick	SX56	CEDIMENTI	LinStatic	85360.30	4235.80
1099	641	Shell-Thick	SX57	CEDIMENTI	LinStatic	9133.27	8406.79
1099	641	Shell-Thick	SX70	CEDIMENTI	LinStatic	5575.12	8602.09
1100	642	Shell-Thick	SX70	CEDIMENTI	LinStatic	8411.12	7937.53
1100	642	Shell-Thick	SX57	CEDIMENTI	LinStatic	6217.84	7580.82
1100	642	Shell-Thick	SX58	CEDIMENTI	LinStatic	-69904.41	4670.93
1100	642	Shell-Thick	SX71	CEDIMENTI	LinStatic	-61539.86	5027.65
1101	643	Shell-Thick	SX73	CEDIMENTI	LinStatic	61272.19	5090.27
1101	643	Shell-Thick	SX60	CEDIMENTI	LinStatic	69537.26	4569.05
1101	643	Shell-Thick	SX61	CEDIMENTI	LinStatic	-5764.29	7485.08
1101	643	Shell-Thick	SX74	CEDIMENTI	LinStatic	-7894.13	8006.30
1102	644	Shell-Thick	SX74	CEDIMENTI	LinStatic	-5344.75	8557.09
1102	644	Shell-Thick	SX61	CEDIMENTI	LinStatic	-8661.99	8399.07
1102	644	Shell-Thick	SX62	CEDIMENTI	LinStatic	-84125.12	4176.54
1102	644	Shell-Thick	SX75	CEDIMENTI	LinStatic	-74498.63	4334.56
1103	645	Shell-Thick	SX56	CEDIMENTI	LinStatic	86864.58	4174.90
1103	645	Shell-Thick	SX43	CEDIMENTI	LinStatic	97532.76	3749.25
1103	645	Shell-Thick	SX44	CEDIMENTI	LinStatic	12251.49	7205.73
1103	645	Shell-Thick	SX57	CEDIMENTI	LinStatic	7524.71	7631.38
1104	646	Shell-Thick	SX57	CEDIMENTI	LinStatic	7773.66	6794.89
1104	646	Shell-Thick	SX44	CEDIMENTI	LinStatic	4089.18	6753.44
1104	646	Shell-Thick	SX45	CEDIMENTI	LinStatic	-81359.86	4604.72
1104	646	Shell-Thick	SX58	CEDIMENTI	LinStatic	-71586.01	4646.17
1105	647	Shell-Thick	SX60	CEDIMENTI	LinStatic	71250.33	4562.97
1105	647	Shell-Thick	SX47	CEDIMENTI	LinStatic	81001.59	4637.24
1105	647	Shell-Thick	SX48	CEDIMENTI	LinStatic	-3594.76	6738.82
1105	647	Shell-Thick	SX61	CEDIMENTI	LinStatic	-7306.20	6664.55
1106	648	Shell-Thick	SX61	CEDIMENTI	LinStatic	-7079.26	7563.88
1106	648	Shell-Thick	SX48	CEDIMENTI	LinStatic	-11859.06	7103.96
1106	648	Shell-Thick	SX49	CEDIMENTI	LinStatic	-96278.11	3663.36
1106	648	Shell-Thick	SX62	CEDIMENTI	LinStatic	-85603.97	4123.28
1107	649	Shell-Thick	SX43	CEDIMENTI	LinStatic	99117.84	3541.38
1107	649	Shell-Thick	SX30	CEDIMENTI	LinStatic	111238.23	3087.69
1107	649	Shell-Thick	SX31	CEDIMENTI	LinStatic	17944.94	6668.08
1107	649	Shell-Thick	SX44	CEDIMENTI	LinStatic	10877.95	7121.78

1108	650	Shell-Thick	SX44	CEDIMENTI	LinStatic	5487.43	6646.64
1108	650	Shell-Thick	SX31	CEDIMENTI	LinStatic	458.50	6142.86
1108	650	Shell-Thick	SX32	CEDIMENTI	LinStatic	-92879.66	4048.25
1108	650	Shell-Thick	SX45	CEDIMENTI	LinStatic	-82953.02	4552.03
1109	651	Shell-Thick	SX47	CEDIMENTI	LinStatic	82503.77	4560.35
1109	651	Shell-Thick	SX34	CEDIMENTI	LinStatic	92248.18	3950.03
1109	651	Shell-Thick	SX35	CEDIMENTI	LinStatic	-103.76	6070.04
1109	651	Shell-Thick	SX48	CEDIMENTI	LinStatic	-5002.97	6680.36
1110	652	Shell-Thick	SX48	CEDIMENTI	LinStatic	-10553.56	7092.35
1110	652	Shell-Thick	SX35	CEDIMENTI	LinStatic	-17470.86	6670.99
1110	652	Shell-Thick	SX36	CEDIMENTI	LinStatic	-109804.68	2933.02
1110	652	Shell-Thick	SX49	CEDIMENTI	LinStatic	-97896.18	3354.38
1111	653	Shell-Thick	SX30	CEDIMENTI	LinStatic	111858.51	3378.64
1111	653	Shell-Thick	SX17	CEDIMENTI	LinStatic	133899.90	2965.73
1111	653	Shell-Thick	SX18	CEDIMENTI	LinStatic	36732.09	3807.72
1111	653	Shell-Thick	SX31	CEDIMENTI	LinStatic	16960.40	4220.63
1112	654	Shell-Thick	SX31	CEDIMENTI	LinStatic	1122.27	3687.54
1112	654	Shell-Thick	SX18	CEDIMENTI	LinStatic	-9605.01	3149.32
1112	654	Shell-Thick	SX19	CEDIMENTI	LinStatic	-106767.30	3229.60
1112	654	Shell-Thick	SX32	CEDIMENTI	LinStatic	-93647.74	3767.82
1113	655	Shell-Thick	SX34	CEDIMENTI	LinStatic	93043.48	3672.93
1113	655	Shell-Thick	SX21	CEDIMENTI	LinStatic	105887.52	3293.26
1113	655	Shell-Thick	SX22	CEDIMENTI	LinStatic	9758.64	3219.43
1113	655	Shell-Thick	SX35	CEDIMENTI	LinStatic	-730.48	3599.09
1114	656	Shell-Thick	SX35	CEDIMENTI	LinStatic	-16488.75	4232.68
1114	656	Shell-Thick	SX22	CEDIMENTI	LinStatic	-35839.92	3736.40
1114	656	Shell-Thick	SX23	CEDIMENTI	LinStatic	-131989.33	2815.90
1114	656	Shell-Thick	SX36	CEDIMENTI	LinStatic	-110400.94	3312.18
1119	657	Shell-Thick	SX395	CEDIMENTI	LinStatic	46167.79	-610.64
1119	657	Shell-Thick	SX381	CEDIMENTI	LinStatic	37840.78	-28.65
1119	657	Shell-Thick	SX382	CEDIMENTI	LinStatic	113457.78	1525.63
1119	657	Shell-Thick	SX396	CEDIMENTI	LinStatic	124776.80	943.64
1120	658	Shell-Thick	SX396	CEDIMENTI	LinStatic	-109249.29	859.46
1120	658	Shell-Thick	SX382	CEDIMENTI	LinStatic	-97901.41	1856.29
1120	658	Shell-Thick	SX383	CEDIMENTI	LinStatic	-34551.72	250.89
1120	658	Shell-Thick	SX397	CEDIMENTI	LinStatic	-43026.46	-745.94
1121	659	Shell-Thick	SX399	CEDIMENTI	LinStatic	43166.47	-623.55
1121	659	Shell-Thick	SX385	CEDIMENTI	LinStatic	34765.34	122.01
1121	659	Shell-Thick	SX386	CEDIMENTI	LinStatic	98341.13	1705.29
1121	659	Shell-Thick	SX400	CEDIMENTI	LinStatic	109634.39	959.73
1122	660	Shell-Thick	SX400	CEDIMENTI	LinStatic	-124119.42	795.42
1122	660	Shell-Thick	SX386	CEDIMENTI	LinStatic	-112744.82	1624.61
1122	660	Shell-Thick	SX387	CEDIMENTI	LinStatic	-38037.56	51.15
1122	660	Shell-Thick	SX401	CEDIMENTI	LinStatic	-46434.25	-778.04
1140	661	Shell-Thick	SX239	CEDIMENTI	LinStatic	-52177.76	1149.87
1140	661	Shell-Thick	DX239	CEDIMENTI	LinStatic	51884.49	999.07
1140	661	Shell-Thick	DX226	CEDIMENTI	LinStatic	43469.22	1168.59
1140	661	Shell-Thick	SX226	CEDIMENTI	LinStatic	-44032.31	1319.39
1141	662	Shell-Thick	SX226	CEDIMENTI	LinStatic	-40875.23	1131.45
1141	662	Shell-Thick	DX226	CEDIMENTI	LinStatic	40312.55	1328.90
1141	662	Shell-Thick	DX213	CEDIMENTI	LinStatic	31836.89	1181.19
1141	662	Shell-Thick	SX213	CEDIMENTI	LinStatic	-31983.65	983.73
1142	663	Shell-Thick	SX213	CEDIMENTI	LinStatic	-28925.93	1237.36
1142	663	Shell-Thick	DX213	CEDIMENTI	LinStatic	28778.52	1036.60
1142	663	Shell-Thick	DX200	CEDIMENTI	LinStatic	19697.81	1097.52
1142	663	Shell-Thick	SX200	CEDIMENTI	LinStatic	-20154.30	1298.28
1143	664	Shell-Thick	SX200	CEDIMENTI	LinStatic	-16675.09	913.29
1143	664	Shell-Thick	DX200	CEDIMENTI	LinStatic	16219.44	1180.48
1143	664	Shell-Thick	DX187	CEDIMENTI	LinStatic	7253.02	1561.03
1143	664	Shell-Thick	SX187	CEDIMENTI	LinStatic	-7207.95	1293.83
1146	665	Shell-Thick	SX239	CEDIMENTI	LinStatic	-55035.05	1008.58
1146	665	Shell-Thick	SX252	CEDIMENTI	LinStatic	-63028.28	1138.18
1146	665	Shell-Thick	DX252	CEDIMENTI	LinStatic	62452.92	1267.88
1146	665	Shell-Thick	DX239	CEDIMENTI	LinStatic	54742.42	1138.28
1147	666	Shell-Thick	SX252	CEDIMENTI	LinStatic	-65896.27	1300.14
1147	666	Shell-Thick	SX265	CEDIMENTI	LinStatic	-73038.98	1107.25
1147	666	Shell-Thick	DX265	CEDIMENTI	LinStatic	72693.28	987.04
1147	666	Shell-Thick	DX252	CEDIMENTI	LinStatic	65320.29	1179.93
1148	667	Shell-Thick	SX265	CEDIMENTI	LinStatic	-75526.89	1026.21
1148	667	Shell-Thick	SX278	CEDIMENTI	LinStatic	-82155.31	1178.99
1148	667	Shell-Thick	DX278	CEDIMENTI	LinStatic	81592.02	1284.59
1148	667	Shell-Thick	DX265	CEDIMENTI	LinStatic	75181.27	1131.82
1149	668	Shell-Thick	SX278	CEDIMENTI	LinStatic	-68036.08	822.93
1149	668	Shell-Thick	SX291	CEDIMENTI	LinStatic	-77198.57	720.22
1149	668	Shell-Thick	DX291	CEDIMENTI	LinStatic	76906.01	626.13
1149	668	Shell-Thick	DX278	CEDIMENTI	LinStatic	67590.98	728.84
1150	669	Shell-Thick	SX291	CEDIMENTI	LinStatic	-79521.69	670.95
1150	669	Shell-Thick	SX304	CEDIMENTI	LinStatic	-88186.63	722.95
1150	669	Shell-Thick	DX304	CEDIMENTI	LinStatic	87754.18	804.83
1150	669	Shell-Thick	DX291	CEDIMENTI	LinStatic	79229.02	752.83
1151	670	Shell-Thick	SX304	CEDIMENTI	LinStatic	-90462.76	873.59

1151	670	Shell-Thick	SX317	CEDIMENTI	LinStatic	-98411.46	676.87
1151	670	Shell-Thick	DX317	CEDIMENTI	LinStatic	98079.17	608.44
1151	670	Shell-Thick	DX304	CEDIMENTI	LinStatic	90030.02	805.16
1152	671	Shell-Thick	SX317	CEDIMENTI	LinStatic	-100407.80	693.83
1152	671	Shell-Thick	SX330	CEDIMENTI	LinStatic	-107883.46	729.67
1152	671	Shell-Thick	DX330	CEDIMENTI	LinStatic	107484.64	778.20
1152	671	Shell-Thick	DX317	CEDIMENTI	LinStatic	100075.40	742.36
1153	672	Shell-Thick	SX330	CEDIMENTI	LinStatic	-109844.27	847.08
1153	672	Shell-Thick	SX343	CEDIMENTI	LinStatic	-116680.53	639.51
1153	672	Shell-Thick	DX343	CEDIMENTI	LinStatic	116330.53	598.44
1153	672	Shell-Thick	DX330	CEDIMENTI	LinStatic	109445.45	806.01
1154	673	Shell-Thick	SX343	CEDIMENTI	LinStatic	-118331.90	695.16
1154	673	Shell-Thick	SX356	CEDIMENTI	LinStatic	-124527.60	725.85
1154	673	Shell-Thick	DX356	CEDIMENTI	LinStatic	124151.40	751.77
1154	673	Shell-Thick	DX343	CEDIMENTI	LinStatic	117981.75	721.08
1155	674	Shell-Thick	SX356	CEDIMENTI	LinStatic	-126097.65	848.73
1155	674	Shell-Thick	SX369	CEDIMENTI	LinStatic	-131501.19	610.84
1155	674	Shell-Thick	DX369	CEDIMENTI	LinStatic	131095.33	612.17
1155	674	Shell-Thick	DX356	CEDIMENTI	LinStatic	125721.41	850.06
1156	675	Shell-Thick	SX369	CEDIMENTI	LinStatic	-132675.59	747.78
1156	675	Shell-Thick	SX382	CEDIMENTI	LinStatic	-137007.81	791.26
1156	675	Shell-Thick	DX382	CEDIMENTI	LinStatic	136589.79	803.29
1156	675	Shell-Thick	DX369	CEDIMENTI	LinStatic	132269.37	759.81
1157	676	Shell-Thick	SX382	CEDIMENTI	LinStatic	-138004.94	978.17
1157	676	Shell-Thick	SX396	CEDIMENTI	LinStatic	-140975.73	739.09
1157	676	Shell-Thick	DX395	CEDIMENTI	LinStatic	140606.82	713.12
1157	676	Shell-Thick	DX382	CEDIMENTI	LinStatic	137586.70	952.21
1158	677	Shell-Thick	SX396	CEDIMENTI	LinStatic	-141412.56	940.94
1158	677	Shell-Thick	SX409	CEDIMENTI	LinStatic	-142525.17	1041.91
1158	677	Shell-Thick	DX408	CEDIMENTI	LinStatic	142181.15	1031.97
1158	677	Shell-Thick	DX395	CEDIMENTI	LinStatic	141043.43	931.00
1177	678	Shell-Thick	SX243	CEDIMENTI	LinStatic	51905.61	1404.84
1177	678	Shell-Thick	SX230	CEDIMENTI	LinStatic	44314.50	1580.08
1177	678	Shell-Thick	DX230	CEDIMENTI	LinStatic	-43243.29	921.81
1177	678	Shell-Thick	DX243	CEDIMENTI	LinStatic	-52210.12	746.58
1178	679	Shell-Thick	SX230	CEDIMENTI	LinStatic	41191.53	411.14
1178	679	Shell-Thick	SX217	CEDIMENTI	LinStatic	30873.29	206.65
1178	679	Shell-Thick	DX217	CEDIMENTI	LinStatic	-33087.96	1835.35
1178	679	Shell-Thick	DX230	CEDIMENTI	LinStatic	-40122.94	2039.84
1179	680	Shell-Thick	SX217	CEDIMENTI	LinStatic	27833.11	1606.99
1179	680	Shell-Thick	SX204	CEDIMENTI	LinStatic	19816.78	1739.69
1179	680	Shell-Thick	DX204	CEDIMENTI	LinStatic	-20206.18	787.46
1179	680	Shell-Thick	DX217	CEDIMENTI	LinStatic	-30048.80	654.76
1180	681	Shell-Thick	SX204	CEDIMENTI	LinStatic	16344.32	817.95
1180	681	Shell-Thick	SX191	CEDIMENTI	LinStatic	7085.72	1241.32
1180	681	Shell-Thick	DX191	CEDIMENTI	LinStatic	-7575.69	1526.31
1180	681	Shell-Thick	DX204	CEDIMENTI	LinStatic	-16734.93	1102.95
1185	682	Shell-Thick	SX413	CEDIMENTI	LinStatic	142314.17	1045.10
1185	682	Shell-Thick	SX400	CEDIMENTI	LinStatic	141196.91	940.93
1185	682	Shell-Thick	DX399	CEDIMENTI	LinStatic	-141170.48	924.97
1185	682	Shell-Thick	DX412	CEDIMENTI	LinStatic	-142302.26	1029.13
1186	683	Shell-Thick	SX400	CEDIMENTI	LinStatic	140759.28	710.23
1186	683	Shell-Thick	SX386	CEDIMENTI	LinStatic	137761.46	951.16
1186	683	Shell-Thick	DX386	CEDIMENTI	LinStatic	-137741.76	977.49
1186	683	Shell-Thick	DX399	CEDIMENTI	LinStatic	-140733.33	736.56
1187	684	Shell-Thick	SX386	CEDIMENTI	LinStatic	136762.79	815.04
1187	684	Shell-Thick	SX373	CEDIMENTI	LinStatic	132448.36	769.48
1187	684	Shell-Thick	DX373	CEDIMENTI	LinStatic	-132409.00	723.90
1187	684	Shell-Thick	DX386	CEDIMENTI	LinStatic	-136742.72	769.46
1188	685	Shell-Thick	SX373	CEDIMENTI	LinStatic	131271.94	574.97
1188	685	Shell-Thick	SX360	CEDIMENTI	LinStatic	125870.77	812.72
1188	685	Shell-Thick	DX360	CEDIMENTI	LinStatic	-125859.84	877.81
1188	685	Shell-Thick	DX373	CEDIMENTI	LinStatic	-131233.01	640.07
1189	686	Shell-Thick	SX360	CEDIMENTI	LinStatic	124298.11	770.67
1189	686	Shell-Thick	SX347	CEDIMENTI	LinStatic	118136.45	737.27
1189	686	Shell-Thick	DX347	CEDIMENTI	LinStatic	-118089.53	656.97
1189	686	Shell-Thick	DX360	CEDIMENTI	LinStatic	-124286.93	690.36
1190	687	Shell-Thick	SX347	CEDIMENTI	LinStatic	116482.91	564.57
1190	687	Shell-Thick	SX334	CEDIMENTI	LinStatic	109605.65	773.49
1190	687	Shell-Thick	DX334	CEDIMENTI	LinStatic	-109595.39	869.34
1190	687	Shell-Thick	DX347	CEDIMENTI	LinStatic	-116436.13	660.42
1191	688	Shell-Thick	SX334	CEDIMENTI	LinStatic	107642.41	794.39
1191	688	Shell-Thick	SX321	CEDIMENTI	LinStatic	100225.75	755.87
1191	688	Shell-Thick	DX321	CEDIMENTI	LinStatic	-100171.23	650.26
1191	688	Shell-Thick	DX334	CEDIMENTI	LinStatic	-107632.21	688.78
1192	689	Shell-Thick	SX321	CEDIMENTI	LinStatic	98227.64	578.65
1192	689	Shell-Thick	SX308	CEDIMENTI	LinStatic	90214.30	776.46
1192	689	Shell-Thick	DX308	CEDIMENTI	LinStatic	-90190.84	888.84
1192	689	Shell-Thick	DX321	CEDIMENTI	LinStatic	-98172.84	691.03
1193	690	Shell-Thick	SX308	CEDIMENTI	LinStatic	87936.85	800.79
1193	690	Shell-Thick	SX295	CEDIMENTI	LinStatic	79359.40	744.92



Autorità Portuale di Taranto
 Interventi per il dragaggio di 2,3 M³ di sedimenti in area Molo Polisettoriale e per la realizzazione di un primo lotto della cassa di colmata funzionale all'ampliamento del V Sporgente del Porto di Taranto

Allegati alla relazione di calcolo strutturale allineamento "BC"

Data 05/2016
 Rev. B
 c.d.c.: C296A
 514B

1193	690	Shell-Thick	DX295	CEDIMENTI	LinStatic	-79309.17	639.90
1193	690	Shell-Thick	DX308	CEDIMENTI	LinStatic	-87914.08	695.77
1194	691	Shell-Thick	SX295	CEDIMENTI	LinStatic	77037.50	616.50
1194	691	Shell-Thick	SX282	CEDIMENTI	LinStatic	67806.47	726.62
1194	691	Shell-Thick	DX282	CEDIMENTI	LinStatic	-67741.25	816.60
1194	691	Shell-Thick	DX295	CEDIMENTI	LinStatic	-76985.92	706.49
1195	692	Shell-Thick	SX282	CEDIMENTI	LinStatic	81880.29	1228.55
1195	692	Shell-Thick	SX269	CEDIMENTI	LinStatic	75323.53	1062.98
1195	692	Shell-Thick	DX269	CEDIMENTI	LinStatic	-75321.18	1041.83
1195	692	Shell-Thick	DX282	CEDIMENTI	LinStatic	-81797.36	1207.40
1196	693	Shell-Thick	SX269	CEDIMENTI	LinStatic	72846.67	1075.49
1196	693	Shell-Thick	SX256	CEDIMENTI	LinStatic	65718.57	1274.58
1196	693	Shell-Thick	DX256	CEDIMENTI	LinStatic	-65455.36	1205.10
1196	693	Shell-Thick	DX269	CEDIMENTI	LinStatic	-72841.22	1006.01
1197	694	Shell-Thick	SX256	CEDIMENTI	LinStatic	62868.18	1038.05
1197	694	Shell-Thick	SX243	CEDIMENTI	LinStatic	54736.29	887.94
1197	694	Shell-Thick	DX243	CEDIMENTI	LinStatic	-55046.58	1183.94
1197	694	Shell-Thick	DX256	CEDIMENTI	LinStatic	-62608.67	1334.04
1202	695	Shell-Thick	SX85	CEDIMENTI	LinStatic	-80669.97	-246.58
1202	695	Shell-Thick	SX72	CEDIMENTI	LinStatic	-90236.70	-238.84
1202	695	Shell-Thick	DX72	CEDIMENTI	LinStatic	90300.67	-233.58
1202	695	Shell-Thick	DX85	CEDIMENTI	LinStatic	80689.93	-241.32
1203	696	Shell-Thick	SX72	CEDIMENTI	LinStatic	-94052.68	-184.02
1203	696	Shell-Thick	SX59	CEDIMENTI	LinStatic	-103651.64	-264.60
1203	696	Shell-Thick	DX59	CEDIMENTI	LinStatic	103682.94	-262.58
1203	696	Shell-Thick	DX72	CEDIMENTI	LinStatic	94113.61	-182.00
1204	697	Shell-Thick	SX59	CEDIMENTI	LinStatic	-107400.14	-206.81
1204	697	Shell-Thick	SX46	CEDIMENTI	LinStatic	-116993.74	-223.64
1204	697	Shell-Thick	DX46	CEDIMENTI	LinStatic	117068.53	-221.48
1204	697	Shell-Thick	DX59	CEDIMENTI	LinStatic	107433.53	-204.65
1205	698	Shell-Thick	SX46	CEDIMENTI	LinStatic	-120765.24	-169.91
1205	698	Shell-Thick	SX33	CEDIMENTI	LinStatic	-130517.39	-239.87
1205	698	Shell-Thick	DX33	CEDIMENTI	LinStatic	130585.07	-241.22
1205	698	Shell-Thick	DX46	CEDIMENTI	LinStatic	120836.87	-171.27
1206	699	Shell-Thick	SX33	CEDIMENTI	LinStatic	-134304.85	-196.38
1206	699	Shell-Thick	SX20	CEDIMENTI	LinStatic	-144378.70	-262.30
1206	699	Shell-Thick	DX20	CEDIMENTI	LinStatic	144519.09	-276.89
1206	699	Shell-Thick	DX33	CEDIMENTI	LinStatic	134376.36	-210.98
1208	700	Shell-Thick	SX163	CEDIMENTI	LinStatic	1673.30	-414.58
1208	700	Shell-Thick	SX150	CEDIMENTI	LinStatic	-8343.88	-293.18
1208	700	Shell-Thick	DX150	CEDIMENTI	LinStatic	8471.38	-333.63
1208	700	Shell-Thick	DX163	CEDIMENTI	LinStatic	-1695.62	-455.03
1209	701	Shell-Thick	SX150	CEDIMENTI	LinStatic	-12466.97	-301.44
1209	701	Shell-Thick	SX137	CEDIMENTI	LinStatic	-22442.87	-409.30
1209	701	Shell-Thick	DX137	CEDIMENTI	LinStatic	22438.54	-380.22
1209	701	Shell-Thick	DX150	CEDIMENTI	LinStatic	12593.44	-272.37
1210	702	Shell-Thick	SX137	CEDIMENTI	LinStatic	-26396.08	-349.69
1210	702	Shell-Thick	SX124	CEDIMENTI	LinStatic	-36124.13	-275.13
1210	702	Shell-Thick	DX124	CEDIMENTI	LinStatic	36220.03	-293.06
1210	702	Shell-Thick	DX137	CEDIMENTI	LinStatic	26392.58	-367.63
1211	703	Shell-Thick	SX124	CEDIMENTI	LinStatic	-40109.87	-259.76
1211	703	Shell-Thick	SX111	CEDIMENTI	LinStatic	-49852.54	-346.09
1211	703	Shell-Thick	DX111	CEDIMENTI	LinStatic	49858.59	-331.94
1211	703	Shell-Thick	DX124	CEDIMENTI	LinStatic	40204.83	-245.60
1212	704	Shell-Thick	SX111	CEDIMENTI	LinStatic	-53721.09	-296.26
1212	704	Shell-Thick	SX98	CEDIMENTI	LinStatic	-63329.40	-255.48
1212	704	Shell-Thick	DX98	CEDIMENTI	LinStatic	63411.87	-260.11
1212	704	Shell-Thick	DX111	CEDIMENTI	LinStatic	53728.37	-300.89
1213	705	Shell-Thick	SX98	CEDIMENTI	LinStatic	-67223.14	-219.65
1213	705	Shell-Thick	SX85	CEDIMENTI	LinStatic	-76865.42	-298.80
1213	705	Shell-Thick	DX85	CEDIMENTI	LinStatic	76883.71	-291.89
1213	705	Shell-Thick	DX98	CEDIMENTI	LinStatic	67303.87	-212.74
1214	706	Shell-Thick	SX241	CEDIMENTI	LinStatic	58750.02	370.87
1214	706	Shell-Thick	SX228	CEDIMENTI	LinStatic	52822.32	550.78
1214	706	Shell-Thick	DX228	CEDIMENTI	LinStatic	-52559.64	156.80
1214	706	Shell-Thick	DX241	CEDIMENTI	LinStatic	-59225.45	-23.12
1215	707	Shell-Thick	SX228	CEDIMENTI	LinStatic	50260.80	190.72
1215	707	Shell-Thick	SX215	CEDIMENTI	LinStatic	43794.99	32.97
1215	707	Shell-Thick	DX215	CEDIMENTI	LinStatic	-44001.58	326.94
1215	707	Shell-Thick	DX228	CEDIMENTI	LinStatic	-49997.55	484.70
1216	708	Shell-Thick	SX215	CEDIMENTI	LinStatic	41428.29	367.29
1216	708	Shell-Thick	SX202	CEDIMENTI	LinStatic	35697.72	565.44
1216	708	Shell-Thick	DX202	CEDIMENTI	LinStatic	-35157.24	174.59
1216	708	Shell-Thick	DX215	CEDIMENTI	LinStatic	-41635.33	-23.55
1217	709	Shell-Thick	SX202	CEDIMENTI	LinStatic	33221.14	186.58
1217	709	Shell-Thick	SX189	CEDIMENTI	LinStatic	27057.42	-45.40
1217	709	Shell-Thick	DX189	CEDIMENTI	LinStatic	-27316.35	369.13
1217	709	Shell-Thick	DX202	CEDIMENTI	LinStatic	-32679.08	601.11
1218	710	Shell-Thick	SX189	CEDIMENTI	LinStatic	24928.87	416.08
1218	710	Shell-Thick	SX176	CEDIMENTI	LinStatic	19756.79	678.31
1218	710	Shell-Thick	DX176	CEDIMENTI	LinStatic	-19735.58	238.21



Autorità Portuale di Taranto
Interventi per il dragaggio di 2,3 M³ di sedimenti in area Molo Polisettoriale e per la realizzazione di un primo lotto della cassa di colmata funzionale all'ampliamento del V Sporgente del Porto di Taranto

Allegati alla relazione di calcolo strutturale allineamento "BC"

Data 05/2016
Rev. B
c.d.c.: C296A
514B

1218	710	Shell-Thick	DX189	CEDIMENTI	LinStatic	-25190.44	-24.02
1219	711	Shell-Thick	SX176	CEDIMENTI	LinStatic	16378.72	-282.10
1219	711	Shell-Thick	SX163	CEDIMENTI	LinStatic	5784.71	-494.14
1219	711	Shell-Thick	DX163	CEDIMENTI	LinStatic	-5807.40	-516.36
1219	711	Shell-Thick	DX176	CEDIMENTI	LinStatic	-16356.30	-304.33
1222	712	Shell-Thick	SX411	CEDIMENTI	LinStatic	136378.77	985.42
1222	712	Shell-Thick	SX398	CEDIMENTI	LinStatic	135264.84	865.13
1222	712	Shell-Thick	DX397	CEDIMENTI	LinStatic	-135345.02	863.35
1222	712	Shell-Thick	DX410	CEDIMENTI	LinStatic	-136457.59	983.63
1223	713	Shell-Thick	SX398	CEDIMENTI	LinStatic	134818.32	569.71
1223	713	Shell-Thick	SX384	CEDIMENTI	LinStatic	132007.58	777.43
1223	713	Shell-Thick	DX384	CEDIMENTI	LinStatic	-132101.94	788.36
1223	713	Shell-Thick	DX397	CEDIMENTI	LinStatic	-134899.22	580.64
1224	714	Shell-Thick	SX384	CEDIMENTI	LinStatic	130997.83	551.75
1224	714	Shell-Thick	SX371	CEDIMENTI	LinStatic	126946.55	453.18
1224	714	Shell-Thick	DX371	CEDIMENTI	LinStatic	-127042.37	445.99
1224	714	Shell-Thick	DX384	CEDIMENTI	LinStatic	-131091.66	544.56
1225	715	Shell-Thick	SX371	CEDIMENTI	LinStatic	125782.73	263.60
1225	715	Shell-Thick	SX358	CEDIMENTI	LinStatic	120826.52	446.39
1225	715	Shell-Thick	DX358	CEDIMENTI	LinStatic	-120905.76	450.73
1225	715	Shell-Thick	DX371	CEDIMENTI	LinStatic	-125878.93	267.94
1226	716	Shell-Thick	SX358	CEDIMENTI	LinStatic	119298.42	295.14
1226	716	Shell-Thick	SX345	CEDIMENTI	LinStatic	113635.48	211.13
1226	716	Shell-Thick	DX345	CEDIMENTI	LinStatic	-113732.90	207.04
1226	716	Shell-Thick	DX358	CEDIMENTI	LinStatic	-119377.19	291.05
1227	717	Shell-Thick	SX345	CEDIMENTI	LinStatic	112057.68	79.97
1227	717	Shell-Thick	SX332	CEDIMENTI	LinStatic	105877.55	243.63
1227	717	Shell-Thick	DX332	CEDIMENTI	LinStatic	-105941.23	243.01
1227	717	Shell-Thick	DX345	CEDIMENTI	LinStatic	-112155.29	79.36
1228	718	Shell-Thick	SX332	CEDIMENTI	LinStatic	104032.60	120.27
1228	718	Shell-Thick	SX319	CEDIMENTI	LinStatic	97357.29	40.75
1228	718	Shell-Thick	DX319	CEDIMENTI	LinStatic	-97485.92	57.13
1228	718	Shell-Thick	DX332	CEDIMENTI	LinStatic	-104096.01	136.64
1229	719	Shell-Thick	SX319	CEDIMENTI	LinStatic	95503.87	-40.63
1229	719	Shell-Thick	SX306	CEDIMENTI	LinStatic	88489.23	111.37
1229	719	Shell-Thick	DX306	CEDIMENTI	LinStatic	-88520.61	79.74
1229	719	Shell-Thick	DX319	CEDIMENTI	LinStatic	-95632.51	-72.26
1230	720	Shell-Thick	SX306	CEDIMENTI	LinStatic	86398.93	-36.22
1230	720	Shell-Thick	SX293	CEDIMENTI	LinStatic	78845.87	-122.13
1230	720	Shell-Thick	DX293	CEDIMENTI	LinStatic	-79030.68	-58.50
1230	720	Shell-Thick	DX306	CEDIMENTI	LinStatic	-86430.25	27.41
1231	721	Shell-Thick	SX293	CEDIMENTI	LinStatic	76744.67	-154.95
1231	721	Shell-Thick	SX280	CEDIMENTI	LinStatic	68873.76	-0.53
1231	721	Shell-Thick	DX280	CEDIMENTI	LinStatic	-68877.82	-83.74
1231	721	Shell-Thick	DX293	CEDIMENTI	LinStatic	-76929.21	-238.15
1232	722	Shell-Thick	SX280	CEDIMENTI	LinStatic	83522.77	403.79
1232	722	Shell-Thick	SX267	CEDIMENTI	LinStatic	77927.39	282.75
1232	722	Shell-Thick	DX267	CEDIMENTI	LinStatic	-78209.01	423.33
1232	722	Shell-Thick	DX280	CEDIMENTI	LinStatic	-83522.82	544.36
1233	723	Shell-Thick	SX267	CEDIMENTI	LinStatic	75769.41	350.42
1233	723	Shell-Thick	SX254	CEDIMENTI	LinStatic	70043.20	527.92
1233	723	Shell-Thick	DX254	CEDIMENTI	LinStatic	-69935.31	323.35
1233	723	Shell-Thick	DX267	CEDIMENTI	LinStatic	-76050.39	145.85
1234	724	Shell-Thick	SX254	CEDIMENTI	LinStatic	67589.39	197.47
1234	724	Shell-Thick	SX241	CEDIMENTI	LinStatic	61130.19	64.44
1234	724	Shell-Thick	DX241	CEDIMENTI	LinStatic	-61605.91	381.31
1234	724	Shell-Thick	DX254	CEDIMENTI	LinStatic	-67481.51	514.34

2.5 TABULATI DI INPUT ED OUTPUT GARGAME MODELLO 1

SAP2000 v14.0.0 5.13.16 19:03:11

Table: Active Degrees of Freedom

UX	UY	UZ	RX	RY	RZ
Yes	Yes	Yes	Yes	Yes	Yes

Table: Analysis Options

Solver	SolverProc	Force32Bit	StiffCase	GeomMod
Advanced	Auto	No	None	No

Table: Area Section Properties, Part 1 of 4

Section	Material	MatAngle Degrees	AreaType	Type	DrillDOF	Thickness m	BendThick m	Arc Degrees
ASEC1	CONC	0.000	Shell	Shell-Thin	Yes	1.000000	1.000000	

Table: Area Section Properties, Part 2 of 4

Section	InComp	CoordSys	Color	TotalWt KN	TotalMass KN-s2/m	F11Mod	F22Mod
ASEC1			Cyan	0.000	0.00	1.000000	1.000000

Table: Area Section Properties, Part 3 of 4

Section	F12Mod	M11Mod	M22Mod	M12Mod	V13Mod	V23Mod	MMod	WMod
ASEC1	1.000000	1.000000	1.000000	1.000000	1.000000	1.000000	1.000000	1.000000

Table: Area Section Properties, Part 4 of 4

Section	GUID	Notes
ASEC1		

Table: Area Section Property Design Parameters

Section	RebarMat	RebarOpt
ASEC1	None	Default

Table: Auto Wave 3 - Wave Characteristics - General

WaveChar	WaveType	KinFactor	SWaterDepth m	WaveHeight m	WavePeriod Sec	WaveTheory
Default	From Theory	1.000000	45.00000	18.00000	12.0000	Linear

Table: Bridge Design Preferences - AASHTOLRFD07

HingeOpt

Auto: AASHTO/Caltrans Hinge

Table: Bridge Foundation Spring Definitions, Part 1 of 2



Autorità Portuale di Taranto
Interventi per il dragaggio di 2,3 M³ di sedimenti in area Molo Polisettoriale e per la realizzazione di un primo lotto della cassa di colmanta funzionale all'ampliamento del V Sporgente del Porto di Taranto

Allegati alla relazione di calcolo strutturale allineamento "BC"

Data 05/2016
Rev. B
c.d.c.: C296A
514B

FndSpring	Type	U1Type	U2Type	U3Type	R1Type	R2Type	R3Type	DefLength m
BFSP1	User	Fixed	Fixed	Fixed	Fixed	Fixed	Fixed	1.000000

Table: Bridge Foundation Spring Definitions, Part 2 of 2

FndSpring	DefArea m2
BFSP1	1.000000

Table: Bridge Preferences

NorthAngle Degrees	MaxDiscCurv Degrees
90.000	1.000

Table: Bridge Response, Part 1 of 2

Displs	Reactions	Frames	ShellRes	ShellStr	PlnAsoStr	SolidStr	LinkFD	DisplsC
ALL	ALL	ALL	ALL	ALL	ALL	ALL	ALL	No

Table: Bridge Response, Part 2 of 2

ReactionsC	FramesC	ShellResC	ShellStrC	PlnAsoStrC	SolidStrC	LinkFDC	CalcMethod	AllowReduce
No	No	No	No	No	No	No	Exact	No

Table: Cable Section Definitions, Part 1 of 3

CableSect	Material	Specify	Diameter m	Area m2	TorsConst m4	I m4	AS m2	Color
CAB1	STEEL	Area	0.028661	0.000645	6.625E-08	3.312E-08	0.000581	White

Table: Cable Section Definitions, Part 2 of 3

CableSect	TotalWt KN	TotalMass KN-s2/m	AMod	A2Mod	A3Mod	JMod	I2Mod	I3Mod
CAB1	0.000	0.00	1.000000	1.000000	1.000000	1.000000	1.000000	1.000000

Table: Cable Section Definitions, Part 3 of 3

CableSect	MMod	WMod	GUID	Notes
CAB1	1.000000	1.000000		

Table: Case - Modal 1 - General

Case	ModeType	MaxNumModes	MinNumModes	EigenShift Cyc/sec	EigenCutoff Cyc/sec	EigenTol	AutoShift
MODAL	Eigen	12	1	0.0000E+00	0.0000E+00	1.0000E-09	No

Table: Case - Moving Load 1 - Lane Assignments

Case	AssignNum	VehClass	ScaleFactor	MinLoaded	MaxLoaded	NumLanes
ACASE1	1	VECL1	1.000000	0	0	1

Table: Case - Moving Load 2 - Lanes Loaded

Case	AssignNum	Lane
------	-----------	------



Autorità Portuale di Taranto
Interventi per il dragaggio di 2,3 M m³ di sedimenti in area Molo Polisettoriale e per la realizzazione di un primo lotto della cassa di colmata funzionale all'ampliamento del V Sporgente del Porto di Taranto

Allegati alla relazione di calcolo strutturale allineamento "BC"

Data 05/2016
Rev. B
c.d.c.: C296A
514B

ACASE1 1 LANE1

Table: Case - Moving Load 3 - MultiLane Factors

Case Number Lanes ScaleFactor

ACASE1 1 1.000000

Table: Case - Static 1 - Load Assignments

Case	LoadType	LoadName	LoadSF
DEAD	Load pattern	DEAD	1.000000

Table: Connectivity - Frame, Part 1 of 2

Frame	JointI	JointJ	IsCurved	Length m	CentroidX m	CentroidY m	CentroidZ m
2	3	4	No	0.69813	0.38985	0.00000	-0.17270
4	3	2	No	0.08250	0.04525	0.00000	0.00000
5	1	5	No	0.16056	0.38112	0.00000	0.00000
6	5	3	No	0.21434	0.19367	0.00000	0.00000

Table: Connectivity - Frame, Part 2 of 2

Frame	GUID
2	
4	
5	
6	

Table: Coordinate Systems

Name	Type	X m	Y m	Z m	AboutZ Degrees	AboutY Degrees	AboutX Degrees
GLOBAL	Cartesian	0.00000	0.00000	0.00000	0.000	0.000	0.000

Table: Database Format Types

UnitsCurr	OverrideE
Yes	No

Table: Element Forces - Frames, Part 1 of 2

Frame	Station m	OutputCase	CaseType	StepType	P KN	V2 KN	V3 KN	T KN-m
2	0.00000	ACASE1	LinMoving	Max	0.000	4.935	0.000	0.0000
2	0.34907	ACASE1	LinMoving	Max	0.000	4.935	0.000	0.0000
2	0.69813	ACASE1	LinMoving	Max	0.000	4.935	0.000	0.0000
2	0.00000	ACASE1	LinMoving	Min	-502.036	-7.608	0.000	0.0000
2	0.34907	ACASE1	LinMoving	Min	-502.036	-7.608	0.000	0.0000
2	0.69813	ACASE1	LinMoving	Min	-502.036	-7.608	0.000	0.0000
4	0.00000	ACASE1	LinMoving	Max	0.000	0.000	0.000	0.0000
4	0.00100	ACASE1	LinMoving	Max	0.000	0.000	0.000	0.0000
4	0.00100	ACASE1	LinMoving	Max	0.000	0.000	0.000	0.0000
4	0.04125	ACASE1	LinMoving	Max	0.000	0.000	0.000	0.0000
4	0.04125	ACASE1	LinMoving	Max	0.000	0.000	0.000	0.0000
4	0.08150	ACASE1	LinMoving	Max	0.000	0.000	0.000	0.0000
4	0.08150	ACASE1	LinMoving	Max	0.000	0.000	0.000	0.0000
4	0.08250	ACASE1	LinMoving	Max	0.000	0.000	0.000	0.0000
4	0.00000	ACASE1	LinMoving	Min	0.000	-195.000	0.000	0.0000
4	0.00100	ACASE1	LinMoving	Min	0.000	-195.000	0.000	0.0000
4	0.00100	ACASE1	LinMoving	Min	0.000	-195.000	0.000	0.0000



Autorità Portuale di Taranto
Interventi per il dragaggio di 2,3 M³ di sedimenti in area Molo Polisettoriale e per la realizzazione di un primo lotto della cassa di colmata funzionale all'ampliamento del V Sporgente del Porto di Taranto

Allegati alla relazione di calcolo strutturale allineamento "BC"

Data 05/2016
Rev. B
c.d.c.: C296A
514B



4	0.04125	ACASE1	LinMoving	Min	0.000	-195.000	0.000	0.0000
4	0.04125	ACASE1	LinMoving	Min	0.000	-195.000	0.000	0.0000
4	0.08150	ACASE1	LinMoving	Min	0.000	-195.000	0.000	0.0000
4	0.08150	ACASE1	LinMoving	Min	0.000	-195.000	0.000	0.0000
4	0.08250	ACASE1	LinMoving	Min	0.000	0.000	0.000	0.0000
5	0.00000	ACASE1	LinMoving	Max	440.051	46.771	0.000	0.0000
5	0.00100	ACASE1	LinMoving	Max	440.051	46.771	0.000	0.0000
5	0.00100	ACASE1	LinMoving	Max	440.051	46.771	0.000	0.0000
5	0.04064	ACASE1	LinMoving	Max	440.051	46.771	0.000	0.0000
5	0.04064	ACASE1	LinMoving	Max	440.051	46.771	0.000	0.0000
5	0.08028	ACASE1	LinMoving	Max	440.051	46.771	0.000	0.0000
5	0.08028	ACASE1	LinMoving	Max	440.051	46.771	0.000	0.0000
5	0.11992	ACASE1	LinMoving	Max	440.051	46.771	0.000	0.0000
5	0.11992	ACASE1	LinMoving	Max	440.051	46.771	0.000	0.0000
5	0.15956	ACASE1	LinMoving	Max	440.051	51.567	0.000	0.0000
5	0.15956	ACASE1	LinMoving	Max	440.051	51.567	0.000	0.0000
5	0.16056	ACASE1	LinMoving	Max	440.051	51.567	0.000	0.0000
5	0.00000	ACASE1	LinMoving	Min	0.000	-194.996	0.000	0.0000
5	0.00100	ACASE1	LinMoving	Min	0.000	-194.996	0.000	0.0000
5	0.00100	ACASE1	LinMoving	Min	0.000	-194.996	0.000	0.0000
5	0.04064	ACASE1	LinMoving	Min	0.000	-191.007	0.000	0.0000
5	0.04064	ACASE1	LinMoving	Min	0.000	-191.007	0.000	0.0000
5	0.08028	ACASE1	LinMoving	Min	0.000	-180.335	0.000	0.0000
5	0.08028	ACASE1	LinMoving	Min	0.000	-180.335	0.000	0.0000
5	0.11992	ACASE1	LinMoving	Min	0.000	-164.102	0.000	0.0000
5	0.11992	ACASE1	LinMoving	Min	0.000	-164.102	0.000	0.0000
5	0.15956	ACASE1	LinMoving	Min	0.000	-143.433	0.000	0.0000
5	0.15956	ACASE1	LinMoving	Min	0.000	-143.433	0.000	0.0000
5	0.16056	ACASE1	LinMoving	Min	0.000	-142.293	0.000	0.0000
6	0.00000	ACASE1	LinMoving	Max	440.051	51.567	0.000	0.0000
6	0.00100	ACASE1	LinMoving	Max	440.051	52.707	0.000	0.0000
6	0.00100	ACASE1	LinMoving	Max	440.051	52.707	0.000	0.0000
6	0.04347	ACASE1	LinMoving	Max	440.051	78.642	0.000	0.0000
6	0.04347	ACASE1	LinMoving	Max	440.051	78.642	0.000	0.0000
6	0.08594	ACASE1	LinMoving	Max	440.051	106.933	0.000	0.0000
6	0.08594	ACASE1	LinMoving	Max	440.051	106.933	0.000	0.0000
6	0.12840	ACASE1	LinMoving	Max	440.051	136.197	0.000	0.0000
6	0.12840	ACASE1	LinMoving	Max	440.051	136.197	0.000	0.0000
6	0.17087	ACASE1	LinMoving	Max	440.051	165.054	0.000	0.0000
6	0.17087	ACASE1	LinMoving	Max	440.051	165.054	0.000	0.0000
6	0.21334	ACASE1	LinMoving	Max	440.051	192.121	0.000	0.0000
6	0.21334	ACASE1	LinMoving	Max	440.051	192.121	0.000	0.0000
6	0.21434	ACASE1	LinMoving	Max	440.051	192.121	0.000	0.0000
6	0.00000	ACASE1	LinMoving	Min	0.000	-142.293	0.000	0.0000
6	0.00100	ACASE1	LinMoving	Min	0.000	-142.293	0.000	0.0000
6	0.00100	ACASE1	LinMoving	Min	0.000	-142.293	0.000	0.0000
6	0.04347	ACASE1	LinMoving	Min	0.000	-116.358	0.000	0.0000
6	0.04347	ACASE1	LinMoving	Min	0.000	-116.358	0.000	0.0000
6	0.08594	ACASE1	LinMoving	Min	0.000	-88.067	0.000	0.0000
6	0.08594	ACASE1	LinMoving	Min	0.000	-88.067	0.000	0.0000
6	0.12840	ACASE1	LinMoving	Min	0.000	-58.803	0.000	0.0000
6	0.12840	ACASE1	LinMoving	Min	0.000	-58.803	0.000	0.0000
6	0.17087	ACASE1	LinMoving	Min	0.000	-29.946	0.000	0.0000
6	0.17087	ACASE1	LinMoving	Min	0.000	-29.946	0.000	0.0000
6	0.21334	ACASE1	LinMoving	Min	0.000	-2.879	0.000	0.0000
6	0.21334	ACASE1	LinMoving	Min	0.000	-2.879	0.000	0.0000
6	0.21434	ACASE1	LinMoving	Min	0.000	-1.673	0.000	0.0000

Table: Element Forces - Frames, Part 2 of 2

Frame	Station m	OutputCase	StepType	M2 KN-m	M3 KN-m	FrameElem	ElemStation m
2	0.00000	ACASE1	Max	0.0000	2.2661	2-1	0.00000
2	0.34907	ACASE1	Max	0.0000	1.9789	2-1	0.34907
2	0.69813	ACASE1	Max	0.0000	1.6917	2-1	0.69813
2	0.00000	ACASE1	Min	0.0000	-3.6195	2-1	0.00000
2	0.34907	ACASE1	Min	0.0000	-2.3994	2-1	0.34907
2	0.69813	ACASE1	Min	0.0000	-1.1792	2-1	0.69813
4	0.00000	ACASE1	Max	0.0000	0.0000	4-1	0.00000
4	0.00100	ACASE1	Max	0.0000	0.0000	4-1	0.00100
4	0.00100	ACASE1	Max	0.0000	0.0000	4-1	0.00100
4	0.04125	ACASE1	Max	0.0000	0.0000	4-1	0.04125
4	0.04125	ACASE1	Max	0.0000	0.0000	4-1	0.04125
4	0.08150	ACASE1	Max	0.0000	0.0000	4-1	0.08150
4	0.08150	ACASE1	Max	0.0000	0.0000	4-1	0.08150
4	0.08250	ACASE1	Max	0.0000	0.0000	4-1	0.08250
4	0.00000	ACASE1	Min	0.0000	-15.8925	4-1	0.00000
4	0.00100	ACASE1	Min	0.0000	-15.6975	4-1	0.00100
4	0.00100	ACASE1	Min	0.0000	-15.6975	4-1	0.00100



Autorità Portuale di Taranto
Interventi per il dragaggio di 2,3 M³ di sedimenti in area Molo Polisettoriale e per la realizzazione di un primo lotto della cassa di colmata funzionale all'ampliamento del V Sporgente del Porto di Taranto

Allegati alla relazione di calcolo strutturale allineamento "BC"

Data 05/2016
Rev. B
c.d.c.: C296A
514B



4	0.04125	ACASE1	Min	0.0000	-7.8487	4-1	0.04125
4	0.04125	ACASE1	Min	0.0000	-7.8487	4-1	0.04125
4	0.08150	ACASE1	Min	0.0000	0.0000	4-1	0.08150
4	0.08150	ACASE1	Min	0.0000	0.0000	4-1	0.08150
4	0.08250	ACASE1	Min	0.0000	0.0000	4-1	0.08250
5	0.00000	ACASE1	Max	0.0000	5.2613	5-1	0.00000
5	0.00100	ACASE1	Max	0.0000	5.2146	5-1	0.00100
5	0.00100	ACASE1	Max	0.0000	5.2146	5-1	0.00100
5	0.04064	ACASE1	Max	0.0000	3.3606	5-1	0.04064
5	0.04064	ACASE1	Max	0.0000	3.3606	5-1	0.04064
5	0.08028	ACASE1	Max	0.0000	3.7530	5-1	0.08028
5	0.08028	ACASE1	Max	0.0000	3.7530	5-1	0.08028
5	0.11992	ACASE1	Max	0.0000	6.7916	5-1	0.11992
5	0.11992	ACASE1	Max	0.0000	6.7916	5-1	0.11992
5	0.15956	ACASE1	Max	0.0000	9.4891	5-1	0.15956
5	0.15956	ACASE1	Max	0.0000	9.4891	5-1	0.15956
5	0.16056	ACASE1	Max	0.0000	9.4620	5-1	0.16056
5	0.00000	ACASE1	Min	0.0000	-13.3970	5-1	0.00000
5	0.00100	ACASE1	Min	0.0000	-13.2536	5-1	0.00100
5	0.00100	ACASE1	Min	0.0000	-13.2536	5-1	0.00100
5	0.04064	ACASE1	Min	0.0000	-7.6562	5-1	0.04064
5	0.04064	ACASE1	Min	0.0000	-7.6562	5-1	0.04064
5	0.08028	ACASE1	Min	0.0000	-3.1737	5-1	0.08028
5	0.08028	ACASE1	Min	0.0000	-3.1737	5-1	0.08028
5	0.11992	ACASE1	Min	0.0000	-0.4726	5-1	0.11992
5	0.11992	ACASE1	Min	0.0000	-0.4726	5-1	0.11992
5	0.15956	ACASE1	Min	0.0000	-2.2013	5-1	0.15956
5	0.15956	ACASE1	Min	0.0000	-2.2013	5-1	0.15956
5	0.16056	ACASE1	Min	0.0000	-2.2481	5-1	0.16056
6	0.00000	ACASE1	Max	0.0000	9.4620	6-1	0.00000
6	0.00100	ACASE1	Max	0.0000	9.6043	6-1	0.00100
6	0.00100	ACASE1	Max	0.0000	9.6043	6-1	0.00100
6	0.04347	ACASE1	Max	0.0000	11.3553	6-1	0.04347
6	0.04347	ACASE1	Max	0.0000	11.3553	6-1	0.04347
6	0.08594	ACASE1	Max	0.0000	11.4645	6-1	0.08594
6	0.08594	ACASE1	Max	0.0000	11.4645	6-1	0.08594
6	0.12840	ACASE1	Max	0.0000	9.6492	6-1	0.12840
6	0.12840	ACASE1	Max	0.0000	9.6492	6-1	0.12840
6	0.17087	ACASE1	Max	0.0000	5.8614	6-1	0.17087
6	0.17087	ACASE1	Max	0.0000	5.8614	6-1	0.17087
6	0.21334	ACASE1	Max	0.0000	0.2876	6-1	0.21334
6	0.21334	ACASE1	Max	0.0000	0.2876	6-1	0.21334
6	0.21434	ACASE1	Max	0.0000	0.0955	6-1	0.21434
6	0.00000	ACASE1	Min	0.0000	-2.2481	6-1	0.00000
6	0.00100	ACASE1	Min	0.0000	-2.2949	6-1	0.00100
6	0.00100	ACASE1	Min	0.0000	-2.2949	6-1	0.00100
6	0.04347	ACASE1	Min	0.0000	-4.2811	6-1	0.04347
6	0.04347	ACASE1	Min	0.0000	-4.2811	6-1	0.04347
6	0.08594	ACASE1	Min	0.0000	-6.2674	6-1	0.08594
6	0.08594	ACASE1	Min	0.0000	-6.2674	6-1	0.08594
6	0.12840	ACASE1	Min	0.0000	-8.2537	6-1	0.12840
6	0.12840	ACASE1	Min	0.0000	-8.2537	6-1	0.12840
6	0.17087	ACASE1	Min	0.0000	-10.2399	6-1	0.17087
6	0.17087	ACASE1	Min	0.0000	-10.2399	6-1	0.17087
6	0.21334	ACASE1	Min	0.0000	-12.2262	6-1	0.21334
6	0.21334	ACASE1	Min	0.0000	-12.2262	6-1	0.21334
6	0.21434	ACASE1	Min	0.0000	-12.2730	6-1	0.21434

Table: Frame Auto Mesh Assignments

Frame	AutoMesh	AtJoints	AtFrames	NumSegments	MaxLength m	MaxDegrees Degrees
2	Yes	Yes	No	0	0.000000	0.000
4	Yes	Yes	No	0	0.000000	0.000
5	Yes	Yes	No	0	0.000000	0.000
6	Yes	Yes	No	0	0.000000	0.000

Table: Frame Design Procedures

Frame	DesignProc
2	From Material
4	From Material
5	From Material
6	From Material



Autorità Portuale di Taranto
Interventi per il dragaggio di 2,3 M³ di sedimenti in area Molo Polisettoriale e per la realizzazione di un primo lotto della cassa di colmata funzionale all'ampliamento del V Sporgente del Porto di Taranto

Allegati alla relazione di calcolo strutturale allineamento "BC"

Data 05/2016
Rev. B
c.d.c.: C296A
514B

Table: Frame Output Station Assignments

Frame	StationType	MinNumSta	MaxStaSpcg	AddAtElmInt	AddAtPtLoad
2	MinNumSta	3		Yes	Yes
4	MaxStaSpcg		0.50000	Yes	Yes
5	MaxStaSpcg		0.50000	Yes	Yes
6	MaxStaSpcg		0.50000	Yes	Yes

Table: Frame Section Assignments

Frame	SectionType	AutoSelect	AnalSect	DesignSect	MatProp
2	Rectangular	N.A.	PUNTONE	PUNTONE	Default
4	Rectangular	N.A.	ALETTA	ALETTA	Default
5	Rectangular	N.A.	ALETTA	ALETTA	Default
6	Rectangular	N.A.	ALETTA	ALETTA	Default

Table: Frame Section Properties 01 - General, Part 1 of 7

SectionName	Material	Shape	t3 m	t2 m	tf m	tw m
ALETTA	STEEL	Rectangular	0.020000	1.000000		
PUNTONE	STEEL	Rectangular	0.016000	1.000000		
W10X112	STEEL	I/Wide Flange	0.289560	0.264160	0.031750	0.019177
W10X12	STEEL	I/Wide Flange	0.250698	0.100584	0.005334	0.004826
W10X49	STEEL	I/Wide Flange	0.253492	0.254000	0.014224	0.008636
W10X68	STEEL	I/Wide Flange	0.264160	0.256540	0.019558	0.011938
W10X88	STEEL	I/Wide Flange	0.274320	0.261620	0.025146	0.015367
W12X136	STEEL	I/Wide Flange	0.340360	0.314960	0.031750	0.020066
W12X14	STEEL	I/Wide Flange	0.302260	0.100838	0.005715	0.005080
W12X16	STEEL	I/Wide Flange	0.304800	0.101346	0.006731	0.005588
W12X19	STEEL	I/Wide Flange	0.309880	0.101854	0.008890	0.005969
W12X190	STEEL	I/Wide Flange	0.365760	0.322580	0.044196	0.026924
W12X65	STEEL	I/Wide Flange	0.307340	0.304800	0.015367	0.009906
W12X96	STEEL	I/Wide Flange	0.322580	0.309880	0.022860	0.013970
W14X109	STEEL	I/Wide Flange	0.363220	0.370840	0.021844	0.013335
W14X132	STEEL	I/Wide Flange	0.373380	0.373380	0.026162	0.016383
W14X159	STEEL	I/Wide Flange	0.381000	0.396240	0.030226	0.018923
W14X211	STEEL	I/Wide Flange	0.398780	0.401320	0.039624	0.024892
W14X22	STEEL	I/Wide Flange	0.347980	0.127000	0.008509	0.005842
W14X257	STEEL	I/Wide Flange	0.416560	0.406400	0.048006	0.029972
W14X311	STEEL	I/Wide Flange	0.434340	0.411480	0.057404	0.035814
W14X370	STEEL	I/Wide Flange	0.454660	0.419100	0.067564	0.042164
W14X426	STEEL	I/Wide Flange	0.474980	0.424180	0.077216	0.047752
W14X90	STEEL	I/Wide Flange	0.355600	0.368300	0.018034	0.011176
W16X26	STEEL	I/Wide Flange	0.398780	0.139700	0.008763	0.006350
W16X31	STEEL	I/Wide Flange	0.403860	0.140462	0.011176	0.006985
W18X119	STEEL	I/Wide Flange	0.482600	0.287020	0.026924	0.016637
W18X35	STEEL	I/Wide Flange	0.449580	0.152400	0.010795	0.007620
W18X40	STEEL	I/Wide Flange	0.454660	0.152908	0.013335	0.008001
W18X55	STEEL	I/Wide Flange	0.459740	0.191262	0.016002	0.009906
W18X65	STEEL	I/Wide Flange	0.467360	0.192786	0.019050	0.011430
W18X76	STEEL	I/Wide Flange	0.462280	0.279400	0.017272	0.010795
W18X97	STEEL	I/Wide Flange	0.472440	0.281940	0.022098	0.013589
W21X44	STEEL	I/Wide Flange	0.525780	0.165100	0.011430	0.008890
W21X50	STEEL	I/Wide Flange	0.528320	0.165862	0.013589	0.009652
W24X103	STEEL	I/Wide Flange	0.622300	0.228600	0.024892	0.013970
W24X117	STEEL	I/Wide Flange	0.617220	0.325120	0.021590	0.013970
W24X131	STEEL	I/Wide Flange	0.622300	0.327660	0.024384	0.015367
W24X146	STEEL	I/Wide Flange	0.627380	0.327660	0.027686	0.016510
W24X162	STEEL	I/Wide Flange	0.635000	0.330200	0.030988	0.017907
W24X176	STEEL	I/Wide Flange	0.640080	0.327660	0.034036	0.019050
W24X207	STEEL	I/Wide Flange	0.652780	0.330200	0.039878	0.022098
W24X250	STEEL	I/Wide Flange	0.668020	0.335280	0.048006	0.026416
W24X335	STEEL	I/Wide Flange	0.698500	0.342900	0.062992	0.035052
W24X55	STEEL	I/Wide Flange	0.599440	0.178054	0.012827	0.010033
W24X62	STEEL	I/Wide Flange	0.601980	0.178816	0.014986	0.010922
W24X68	STEEL	I/Wide Flange	0.601980	0.227838	0.014859	0.010541
W24X76	STEEL	I/Wide Flange	0.607060	0.228346	0.017272	0.011176
W27X84	STEEL	I/Wide Flange	0.678180	0.252984	0.016256	0.011684
W27X94	STEEL	I/Wide Flange	0.683260	0.253746	0.018923	0.012446
W30X108	STEEL	I/Wide Flange	0.756920	0.266700	0.019304	0.013843
W30X116	STEEL	I/Wide Flange	0.762000	0.266700	0.021590	0.014351
W30X148	STEEL	I/Wide Flange	0.779780	0.266700	0.029972	0.016510
W30X173	STEEL	I/Wide Flange	0.772160	0.381000	0.027178	0.016637



Autorità Portuale di Taranto
 Interventi per il dragaggio di 2,3 M³ di sedimenti in area Molo Polisettoriale e per la realizzazione di un primo lotto della cassa di colmata funzionale all'ampliamento del V Sporgente del Porto di Taranto

Allegati alla relazione di calcolo strutturale allineamento "BC"

Data 05/2016
 Rev. B
 c.d.c.: C296A
 514B

W30X191	STEEL	I/Wide Flange	0.779780	0.381000	0.030226	0.018034
W30X99	STEEL	I/Wide Flange	0.754380	0.266700	0.017018	0.013208
W33X118	STEEL	I/Wide Flange	0.835660	0.292100	0.018796	0.013970
W33X130	STEEL	I/Wide Flange	0.840740	0.292100	0.021717	0.014732
W36X135	STEEL	I/Wide Flange	0.904240	0.304800	0.020066	0.015240
W36X150	STEEL	I/Wide Flange	0.911860	0.304800	0.023876	0.015875
W36X194	STEEL	I/Wide Flange	0.927100	0.307340	0.032004	0.019431
W36X210	STEEL	I/Wide Flange	0.932180	0.309880	0.034544	0.021082
W36X230	STEEL	I/Wide Flange	0.911860	0.419100	0.032004	0.019304
W36X260	STEEL	I/Wide Flange	0.922020	0.421640	0.036576	0.021336
W36X300	STEEL	I/Wide Flange	0.932180	0.424180	0.042672	0.024003
W8X10	STEEL	I/Wide Flange	0.200406	0.100076	0.005207	0.004318
W8X24	STEEL	I/Wide Flange	0.201422	0.165100	0.010160	0.006223
W8X31	STEEL	I/Wide Flange	0.203200	0.203200	0.011049	0.007239
W8X40	STEEL	I/Wide Flange	0.209550	0.204978	0.014224	0.009144
W8X58	STEEL	I/Wide Flange	0.222250	0.208788	0.020574	0.012954
W8X67	STEEL	I/Wide Flange	0.228600	0.210312	0.023749	0.014478

Table: Frame Section Properties 01 - General, Part 2 of 7

SectionName	t2b m	tfb m	Area m2	TorsConst m4	I33 m4	I22 m4	AS2 m2
ALETTA			0.020000	2.633E-06	6.667E-07	0.001667	0.016667
PUNZIONE			0.016000	1.352E-06	3.413E-07	0.001333	0.013333
W10X112	0.264160	0.031750	0.021226	6.285E-06	0.000298	0.000098	0.005553
W10X12	0.100584	0.005334	0.002284	2.277E-08	0.000022	9.074E-07	0.001210
W10X49	0.254000	0.014224	0.009290	5.786E-07	0.000113	0.000039	0.002189
W10X68	0.256540	0.019558	0.012903	1.482E-06	0.000164	0.000056	0.003154
W10X88	0.261620	0.025146	0.016710	3.134E-06	0.000222	0.000075	0.004215
W12X136	0.314960	0.031750	0.025742	7.700E-06	0.000516	0.000166	0.006830
W12X14	0.100838	0.005715	0.002684	2.930E-08	0.000037	9.823E-07	0.001535
W12X16	0.101346	0.006731	0.003039	4.287E-08	0.000043	1.174E-06	0.001703
W12X19	0.101854	0.008890	0.003594	7.492E-08	0.000054	1.565E-06	0.001850
W12X190	0.322580	0.044196	0.036000	0.000020	0.000787	0.000245	0.009848
W12X65	0.304800	0.015367	0.012323	9.074E-07	0.000222	0.000072	0.003045
W12X96	0.309880	0.022860	0.018194	2.851E-06	0.000347	0.000112	0.004506
W14X109	0.370840	0.021844	0.020645	2.964E-06	0.000516	0.000186	0.004844
W14X132	0.373380	0.026162	0.025032	5.120E-06	0.000637	0.000228	0.006117
W14X159	0.396240	0.030226	0.030129	8.200E-06	0.000791	0.000311	0.007210
W14X211	0.401320	0.039624	0.040000	0.000019	0.001107	0.000429	0.009926
W14X22	0.127000	0.008509	0.004187	8.658E-08	0.000083	2.914E-06	0.002033
W14X257	0.406400	0.048006	0.048774	0.000033	0.001415	0.000537	0.012485
W14X311	0.411480	0.057404	0.058968	0.000057	0.001802	0.000670	0.015555
W14X370	0.419100	0.067564	0.070322	0.000092	0.002264	0.000828	0.019170
W14X426	0.424180	0.077216	0.080645	0.000138	0.002747	0.000982	0.022681
W14X90	0.368300	0.018034	0.017097	1.690E-06	0.000416	0.000151	0.003974
W16X26	0.139700	0.008763	0.004955	1.091E-07	0.000125	3.992E-06	0.002532
W16X31	0.140462	0.011176	0.005890	1.919E-07	0.000156	5.161E-06	0.002821
W18X119	0.287020	0.026924	0.022645	4.412E-06	0.000912	0.000105	0.008029
W18X35	0.152400	0.010795	0.006645	2.106E-07	0.000212	6.368E-06	0.003426
W18X40	0.152908	0.013335	0.007613	3.371E-07	0.000255	7.950E-06	0.003638
W18X55	0.191262	0.016002	0.010452	6.909E-07	0.000370	0.000019	0.004554
W18X65	0.192786	0.019050	0.012323	1.136E-06	0.000445	0.000023	0.005342
W18X76	0.279400	0.017272	0.014387	1.178E-06	0.000554	0.000063	0.004990
W18X97	0.281940	0.022098	0.018387	2.439E-06	0.000728	0.000084	0.006420
W21X44	0.165100	0.011430	0.008387	3.205E-07	0.000351	8.616E-06	0.004674
W21X50	0.165862	0.013589	0.009484	4.745E-07	0.000410	0.000010	0.005099
W24X103	0.228600	0.024892	0.019548	2.943E-06	0.001249	0.000050	0.008694
W24X117	0.325120	0.021590	0.022194	2.797E-06	0.001473	0.000124	0.008623
W24X131	0.327660	0.024384	0.024839	3.954E-06	0.001673	0.000142	0.009563
W24X146	0.327660	0.027686	0.027742	5.578E-06	0.001906	0.000163	0.010358
W24X162	0.330200	0.030988	0.030774	7.700E-06	0.002152	0.000184	0.011371
W24X176	0.327660	0.034036	0.033355	9.948E-06	0.002364	0.000199	0.012194
W24X207	0.330200	0.039878	0.039161	0.000016	0.002839	0.000241	0.014425
W24X250	0.335280	0.048006	0.047419	0.000028	0.003534	0.000301	0.017646
W24X335	0.342900	0.062992	0.063484	0.000063	0.004953	0.000429	0.024484
W24X55	0.178054	0.012827	0.010516	5.161E-07	0.000566	0.000012	0.006014
W24X62	0.178816	0.014986	0.011806	7.367E-07	0.000649	0.000014	0.006575
W24X68	0.227838	0.014859	0.012968	7.784E-07	0.000762	0.000029	0.006345
W24X76	0.228346	0.017272	0.014452	1.116E-06	0.000874	0.000034	0.006785
W27X84	0.252984	0.016256	0.016000	1.170E-06	0.001186	0.000044	0.007924
W27X94	0.253746	0.018923	0.017871	1.677E-06	0.001361	0.000052	0.008504
W30X108	0.266700	0.019304	0.020452	2.077E-06	0.001861	0.000061	0.010478
W30X116	0.266700	0.021590	0.022064	2.676E-06	0.002052	0.000068	0.010935
W30X148	0.266700	0.029972	0.028064	6.035E-06	0.002780	0.000094	0.012874
W30X173	0.381000	0.027178	0.032903	6.493E-06	0.003426	0.000249	0.012846
W30X191	0.381000	0.030226	0.036323	8.741E-06	0.003829	0.000280	0.014063
W30X99	0.266700	0.017018	0.018774	1.569E-06	0.001661	0.000053	0.009964
W33X118	0.292100	0.018796	0.022387	2.206E-06	0.002456	0.000078	0.011674



Autorità Portuale di Taranto
Interventi per il dragaggio di 2,3 M³ di sedimenti in area Molo Polisettoriale e per la realizzazione di un primo lotto della cassa di colmata funzionale all'ampliamento del V Sporgente del Porto di Taranto

Allegati alla relazione di calcolo strutturale allineamento "BC"

Data 05/2016
Rev. B
c.d.c.: C296A
514B



W33X130	0.292100	0.021717	0.024710	3.068E-06	0.002793	0.000091	0.012386
W36X135	0.304800	0.020066	0.025613	2.914E-06	0.003247	0.000094	0.013781
W36X150	0.304800	0.023876	0.028516	4.204E-06	0.003763	0.000112	0.014476
W36X194	0.307340	0.032004	0.036774	9.240E-06	0.005036	0.000156	0.018014
W36X210	0.309880	0.034544	0.039871	0.000012	0.005494	0.000171	0.019652
W36X230	0.419100	0.032004	0.043613	0.000012	0.006243	0.000391	0.017603
W36X260	0.421640	0.036576	0.049355	0.000017	0.007201	0.000454	0.019672
W36X300	0.424180	0.042672	0.056968	0.000027	0.008449	0.000541	0.022375
W8X10	0.100076	0.005207	0.001910	1.773E-08	0.000013	8.699E-07	0.000865
W8X24	0.165100	0.010160	0.004568	1.440E-07	0.000034	7.617E-06	0.001253
W8X31	0.203200	0.011049	0.005884	2.231E-07	0.000046	0.000015	0.001471
W8X40	0.204978	0.014224	0.007548	4.662E-07	0.000061	0.000020	0.001916
W8X58	0.208788	0.020574	0.011032	1.386E-06	0.000095	0.000031	0.002879
W8X67	0.210312	0.023749	0.012710	2.102E-06	0.000113	0.000037	0.003310

Table: Frame Section Properties 01 - General, Part 3 of 7

SectionName	AS3 m2	S33 m3	S22 m3	Z33 m3	Z22 m3	R33 m	R22 m
ALETTA	0.016667	0.000067	0.003333	0.000100	0.005000	0.005774	0.288675
PUNTONE	0.013333	0.000043	0.002667	0.000064	0.004000	0.004619	0.288675
W10X112	0.013978	0.002058	0.000744	0.002409	0.001134	0.118493	0.068029
W10X12	0.000894	0.000179	0.000018	0.000206	0.000029	0.099020	0.019932
W10X49	0.006021	0.000893	0.000306	0.000990	0.000464	0.110392	0.064688
W10X68	0.008362	0.001242	0.000435	0.001398	0.000657	0.112737	0.065746
W10X88	0.010964	0.001620	0.000570	0.001852	0.000870	0.115333	0.066774
W12X136	0.016667	0.003033	0.001052	0.003507	0.001606	0.141598	0.080221
W12X14	0.000960	0.000244	0.000019	0.000285	0.000031	0.117221	0.019131
W12X16	0.001137	0.000281	0.000023	0.000329	0.000037	0.118780	0.019654
W12X19	0.001509	0.000349	0.000031	0.000405	0.000049	0.122709	0.020869
W12X190	0.023761	0.004302	0.001520	0.005096	0.002343	0.147825	0.082523
W12X265	0.007806	0.001444	0.000475	0.001586	0.000723	0.134178	0.076664
W12X96	0.011806	0.002150	0.000725	0.002409	0.001106	0.138048	0.078594
W14X109	0.013501	0.002842	0.001003	0.003146	0.001519	0.158114	0.094932
W14X132	0.016281	0.003411	0.001222	0.003835	0.001852	0.159501	0.095457
W14X159	0.019961	0.004151	0.001571	0.004703	0.002393	0.162014	0.101654
W14X211	0.026503	0.005553	0.002137	0.006391	0.003245	0.166371	0.103528
W14X22	0.001801	0.000476	0.000046	0.000544	0.000072	0.140649	0.026379
W14X257	0.032516	0.006795	0.002642	0.007981	0.004031	0.170338	0.104922
W14X311	0.039368	0.008299	0.003257	0.009881	0.004982	0.174825	0.106604
W14X370	0.047193	0.009960	0.003953	0.012061	0.006063	0.179440	0.108529
W14X426	0.054589	0.011567	0.004632	0.014240	0.007112	0.184566	0.110366
W14X90	0.011070	0.002339	0.000818	0.002573	0.001239	0.155953	0.093878
W16X26	0.002040	0.000628	0.000057	0.000724	0.000090	0.159014	0.028383
W16X31	0.002616	0.000773	0.000073	0.000885	0.000115	0.162785	0.029601
W18X119	0.012880	0.003778	0.000734	0.004293	0.001132	0.200633	0.068193
W18X35	0.002742	0.000944	0.000084	0.001090	0.000132	0.178731	0.030957
W18X40	0.003398	0.001121	0.000104	0.001285	0.000163	0.182923	0.032315
W18X55	0.005101	0.001612	0.000195	0.001835	0.000303	0.188266	0.042286
W18X65	0.006121	0.001906	0.000237	0.002179	0.000369	0.190112	0.043204
W18X76	0.008043	0.002395	0.000453	0.002671	0.000692	0.196158	0.066314
W18X97	0.010384	0.003084	0.000593	0.003458	0.000906	0.199035	0.067454
W21X44	0.003145	0.001335	0.000104	0.001563	0.000167	0.204539	0.032051
W21X50	0.003756	0.001550	0.000125	0.001803	0.000200	0.207813	0.033058
W24X103	0.009484	0.004013	0.000433	0.004588	0.000680	0.252739	0.050337
W24X117	0.011699	0.004775	0.000760	0.005359	0.001170	0.257665	0.074633
W24X131	0.013316	0.005378	0.000864	0.006063	0.001336	0.259547	0.075482
W24X146	0.015119	0.006077	0.000993	0.006850	0.001527	0.262139	0.076593
W24X162	0.017054	0.006778	0.001117	0.007669	0.001721	0.264436	0.077406
W24X176	0.018587	0.007387	0.001217	0.008374	0.001885	0.266233	0.077314
W24X207	0.021946	0.008697	0.001457	0.009931	0.002245	0.269235	0.078380
W24X250	0.026826	0.010580	0.001798	0.012192	0.002802	0.272988	0.079719
W24X335	0.036000	0.014182	0.002501	0.016715	0.003900	0.279325	0.082178
W24X55	0.003806	0.001889	0.000136	0.002212	0.000220	0.232011	0.033938
W24X62	0.004466	0.002157	0.000161	0.002524	0.000259	0.234515	0.034875
W24X68	0.005642	0.002531	0.000257	0.002901	0.000401	0.242360	0.047536
W24X76	0.006573	0.002880	0.000301	0.003277	0.000469	0.245934	0.048746
W27X84	0.006854	0.003498	0.000349	0.003998	0.000544	0.272289	0.052512
W27X94	0.008003	0.003984	0.000407	0.004556	0.000636	0.275974	0.053741
W30X108	0.008581	0.004916	0.000456	0.005670	0.000719	0.301618	0.054511
W30X116	0.009597	0.005386	0.000512	0.006194	0.000806	0.304961	0.055621
W30X148	0.013323	0.007131	0.000709	0.008194	0.001114	0.314758	0.058023
W30X173	0.017258	0.008873	0.001307	0.009947	0.002016	0.322663	0.086976
W30X191	0.019194	0.009822	0.001470	0.011061	0.002261	0.324693	0.087819
W30X99	0.007565	0.004403	0.000400	0.005113	0.000633	0.297422	0.053271
W33X118	0.009151	0.005877	0.000533	0.006801	0.000841	0.331204	0.058964
W33X130	0.010573	0.006644	0.000621	0.007653	0.000975	0.336198	0.060599
W36X135	0.010194	0.007181	0.000615	0.008341	0.000978	0.356029	0.060469
W36X150	0.012129	0.008253	0.000737	0.009521	0.001162	0.363251	0.062778



Autorità Portuale di Taranto
Interventi per il dragaggio di 2,3 M m³ di sedimenti in area Molo Polisettoriale e per la realizzazione di un primo lotto della cassa di colmata funzionale all'ampliamento del V Sporgente del Porto di Taranto

Allegati alla relazione di calcolo strutturale allineamento "BC"

Data 05/2016
Rev. B
c.d.c.: C296A
514B



W36X194	0.016394	0.010865	0.001016	0.012569	0.001601	0.370074	0.065150
W36X210	0.017841	0.011788	0.001104	0.013650	0.001753	0.371216	0.065503
W36X230	0.022355	0.013694	0.001867	0.015453	0.002884	0.378361	0.094716
W36X260	0.025703	0.015620	0.002152	0.017698	0.003343	0.381967	0.095877
W36X300	0.030168	0.018128	0.002551	0.020648	0.003949	0.385125	0.097460
W8X10	0.000868	0.000128	0.000017	0.000145	0.000027	0.081934	0.021343
W8X24	0.002796	0.000342	0.000092	0.000379	0.000140	0.086810	0.040836
W8X31	0.003742	0.000451	0.000152	0.000498	0.000231	0.088213	0.051230
W8X40	0.004859	0.000580	0.000199	0.000652	0.000303	0.089726	0.052033
W8X58	0.007159	0.000854	0.000299	0.000980	0.000457	0.092748	0.053230
W8X67	0.008324	0.000991	0.000351	0.001149	0.000536	0.094381	0.053866

Table: Frame Section Properties 01 - General, Part 4 of 7

SectionName	ConcCol	ConcBeam	Color	TotalWt KN	TotalMass KN-s2/m	FromFile	AMod
ALETTA	No	No	Blue	0.718	7.181E-02	No	1.000000
PUNSTONE	No	No	Blue	0.877	8.769E-02	No	1.000000
W10X112	No	No	White	0.000	0.00	Yes	1.000000
W10X12	No	No	Cyan	0.000	0.00	Yes	1.000000
W10X49	No	No	Red	0.000	0.00	Yes	1.000000
W10X68	No	No	Magenta	0.000	0.00	Yes	1.000000
W10X88	No	No	Yellow	0.000	0.00	Yes	1.000000
W12X136	No	No	Magenta	0.000	0.00	Yes	1.000000
W12X14	No	No	Gray8Dark	0.000	0.00	Yes	1.000000
W12X16	No	No	Blue	0.000	0.00	Yes	1.000000
W12X19	No	No	Green	0.000	0.00	Yes	1.000000
W12X190	No	No	Yellow	0.000	0.00	Yes	1.000000
W12X65	No	No	Cyan	0.000	0.00	Yes	1.000000
W12X96	No	No	Red	0.000	0.00	Yes	1.000000
W14X109	No	No	Blue	0.000	0.00	Yes	1.000000
W14X132	No	No	Green	0.000	0.00	Yes	1.000000
W14X159	No	No	Cyan	0.000	0.00	Yes	1.000000
W14X211	No	No	Red	0.000	0.00	Yes	1.000000
W14X22	No	No	White	0.000	0.00	Yes	1.000000
W14X257	No	No	Magenta	0.000	0.00	Yes	1.000000
W14X311	No	No	Yellow	0.000	0.00	Yes	1.000000
W14X370	No	No	White	0.000	0.00	Yes	1.000000
W14X426	No	No	Gray8Dark	0.000	0.00	Yes	1.000000
W14X90	No	No	Gray8Dark	0.000	0.00	Yes	1.000000
W16X26	No	No	Blue	0.000	0.00	Yes	1.000000
W16X31	No	No	Green	0.000	0.00	Yes	1.000000
W18X119	No	No	Red	0.000	0.00	Yes	1.000000
W18X35	No	No	Yellow	0.000	0.00	Yes	1.000000
W18X40	No	No	White	0.000	0.00	Yes	1.000000
W18X55	No	No	Gray8Dark	0.000	0.00	Yes	1.000000
W18X65	No	No	Blue	0.000	0.00	Yes	1.000000
W18X76	No	No	Green	0.000	0.00	Yes	1.000000
W18X97	No	No	Cyan	0.000	0.00	Yes	1.000000
W21X44	No	No	Magenta	0.000	0.00	Yes	1.000000
W21X50	No	No	Yellow	0.000	0.00	Yes	1.000000
W24X103	No	No	Cyan	0.000	0.00	Yes	1.000000
W24X117	No	No	Red	0.000	0.00	Yes	1.000000
W24X131	No	No	Magenta	0.000	0.00	Yes	1.000000
W24X146	No	No	Yellow	0.000	0.00	Yes	1.000000
W24X162	No	No	White	0.000	0.00	Yes	1.000000
W24X176	No	No	Gray8Dark	0.000	0.00	Yes	1.000000
W24X207	No	No	Blue	0.000	0.00	Yes	1.000000
W24X250	No	No	Green	0.000	0.00	Yes	1.000000
W24X335	No	No	Cyan	0.000	0.00	Yes	1.000000
W24X55	No	No	White	0.000	0.00	Yes	1.000000
W24X62	No	No	Gray8Dark	0.000	0.00	Yes	1.000000
W24X68	No	No	Blue	0.000	0.00	Yes	1.000000
W24X76	No	No	Green	0.000	0.00	Yes	1.000000
W27X84	No	No	Red	0.000	0.00	Yes	1.000000
W27X94	No	No	Magenta	0.000	0.00	Yes	1.000000
W30X108	No	No	White	0.000	0.00	Yes	1.000000
W30X116	No	No	Gray8Dark	0.000	0.00	Yes	1.000000
W30X148	No	No	Blue	0.000	0.00	Yes	1.000000
W30X173	No	No	Green	0.000	0.00	Yes	1.000000
W30X191	No	No	Cyan	0.000	0.00	Yes	1.000000
W30X99	No	No	Yellow	0.000	0.00	Yes	1.000000
W33X118	No	No	Red	0.000	0.00	Yes	1.000000
W33X130	No	No	Magenta	0.000	0.00	Yes	1.000000
W36X135	No	No	Yellow	0.000	0.00	Yes	1.000000
W36X150	No	No	White	0.000	0.00	Yes	1.000000
W36X194	No	No	Gray8Dark	0.000	0.00	Yes	1.000000
W36X210	No	No	Blue	0.000	0.00	Yes	1.000000
W36X230	No	No	Green	0.000	0.00	Yes	1.000000



Autorità Portuale di Taranto
Interventi per il dragaggio di 2,3 M m³ di sedimenti in area Molo Polisettoriale e per la realizzazione di un primo lotto della cassa di colmata funzionale all'ampliamento del V Sporgente del Porto di Taranto

Allegati alla relazione di calcolo strutturale allineamento "BC"

Data 05/2016
Rev. B
c.d.c.: C296A
514B



W36X260	No	No	Cyan	0.000	0.00	Yes	1.000000
W36X300	No	No	Red	0.000	0.00	Yes	1.000000
W8X10	No	No	Magenta	0.000	0.00	Yes	1.000000
W8X24	No	No	Yellow	0.000	0.00	Yes	1.000000
W8X31	No	No	White	0.000	0.00	Yes	1.000000
W8X40	No	No	Gray8Dark	0.000	0.00	Yes	1.000000
W8X58	No	No	Blue	0.000	0.00	Yes	1.000000
W8X67	No	No	Green	0.000	0.00	Yes	1.000000

Table: Frame Section Properties 01 - General, Part 5 of 7

SectionName	A2Mod	A3Mod	JMod	I2Mod	I3Mod	MMod	WMod
ALETTA	1.000000	1.000000	1.000000	1.000000	1.000000	1.000000	1.000000
PUNTONE	1.000000	1.000000	1.000000	1.000000	1.000000	1.000000	1.000000
W10X112	1.000000	1.000000	1.000000	1.000000	1.000000	1.000000	1.000000
W10X12	1.000000	1.000000	1.000000	1.000000	1.000000	1.000000	1.000000
W10X49	1.000000	1.000000	1.000000	1.000000	1.000000	1.000000	1.000000
W10X68	1.000000	1.000000	1.000000	1.000000	1.000000	1.000000	1.000000
W10X88	1.000000	1.000000	1.000000	1.000000	1.000000	1.000000	1.000000
W12X136	1.000000	1.000000	1.000000	1.000000	1.000000	1.000000	1.000000
W12X14	1.000000	1.000000	1.000000	1.000000	1.000000	1.000000	1.000000
W12X16	1.000000	1.000000	1.000000	1.000000	1.000000	1.000000	1.000000
W12X19	1.000000	1.000000	1.000000	1.000000	1.000000	1.000000	1.000000
W12X190	1.000000	1.000000	1.000000	1.000000	1.000000	1.000000	1.000000
W12X65	1.000000	1.000000	1.000000	1.000000	1.000000	1.000000	1.000000
W12X96	1.000000	1.000000	1.000000	1.000000	1.000000	1.000000	1.000000
W14X109	1.000000	1.000000	1.000000	1.000000	1.000000	1.000000	1.000000
W14X132	1.000000	1.000000	1.000000	1.000000	1.000000	1.000000	1.000000
W14X159	1.000000	1.000000	1.000000	1.000000	1.000000	1.000000	1.000000
W14X211	1.000000	1.000000	1.000000	1.000000	1.000000	1.000000	1.000000
W14X22	1.000000	1.000000	1.000000	1.000000	1.000000	1.000000	1.000000
W14X257	1.000000	1.000000	1.000000	1.000000	1.000000	1.000000	1.000000
W14X311	1.000000	1.000000	1.000000	1.000000	1.000000	1.000000	1.000000
W14X370	1.000000	1.000000	1.000000	1.000000	1.000000	1.000000	1.000000
W14X426	1.000000	1.000000	1.000000	1.000000	1.000000	1.000000	1.000000
W14X90	1.000000	1.000000	1.000000	1.000000	1.000000	1.000000	1.000000
W16X26	1.000000	1.000000	1.000000	1.000000	1.000000	1.000000	1.000000
W16X31	1.000000	1.000000	1.000000	1.000000	1.000000	1.000000	1.000000
W18X119	1.000000	1.000000	1.000000	1.000000	1.000000	1.000000	1.000000
W18X35	1.000000	1.000000	1.000000	1.000000	1.000000	1.000000	1.000000
W18X40	1.000000	1.000000	1.000000	1.000000	1.000000	1.000000	1.000000
W18X55	1.000000	1.000000	1.000000	1.000000	1.000000	1.000000	1.000000
W18X65	1.000000	1.000000	1.000000	1.000000	1.000000	1.000000	1.000000
W18X76	1.000000	1.000000	1.000000	1.000000	1.000000	1.000000	1.000000
W18X97	1.000000	1.000000	1.000000	1.000000	1.000000	1.000000	1.000000
W21X44	1.000000	1.000000	1.000000	1.000000	1.000000	1.000000	1.000000
W21X50	1.000000	1.000000	1.000000	1.000000	1.000000	1.000000	1.000000
W24X103	1.000000	1.000000	1.000000	1.000000	1.000000	1.000000	1.000000
W24X117	1.000000	1.000000	1.000000	1.000000	1.000000	1.000000	1.000000
W24X131	1.000000	1.000000	1.000000	1.000000	1.000000	1.000000	1.000000
W24X146	1.000000	1.000000	1.000000	1.000000	1.000000	1.000000	1.000000
W24X162	1.000000	1.000000	1.000000	1.000000	1.000000	1.000000	1.000000
W24X176	1.000000	1.000000	1.000000	1.000000	1.000000	1.000000	1.000000
W24X207	1.000000	1.000000	1.000000	1.000000	1.000000	1.000000	1.000000
W24X250	1.000000	1.000000	1.000000	1.000000	1.000000	1.000000	1.000000
W24X335	1.000000	1.000000	1.000000	1.000000	1.000000	1.000000	1.000000
W24X55	1.000000	1.000000	1.000000	1.000000	1.000000	1.000000	1.000000
W24X62	1.000000	1.000000	1.000000	1.000000	1.000000	1.000000	1.000000
W24X68	1.000000	1.000000	1.000000	1.000000	1.000000	1.000000	1.000000
W24X76	1.000000	1.000000	1.000000	1.000000	1.000000	1.000000	1.000000
W27X84	1.000000	1.000000	1.000000	1.000000	1.000000	1.000000	1.000000
W27X94	1.000000	1.000000	1.000000	1.000000	1.000000	1.000000	1.000000
W30X108	1.000000	1.000000	1.000000	1.000000	1.000000	1.000000	1.000000
W30X116	1.000000	1.000000	1.000000	1.000000	1.000000	1.000000	1.000000
W30X148	1.000000	1.000000	1.000000	1.000000	1.000000	1.000000	1.000000
W30X173	1.000000	1.000000	1.000000	1.000000	1.000000	1.000000	1.000000
W30X191	1.000000	1.000000	1.000000	1.000000	1.000000	1.000000	1.000000
W30X99	1.000000	1.000000	1.000000	1.000000	1.000000	1.000000	1.000000
W33X118	1.000000	1.000000	1.000000	1.000000	1.000000	1.000000	1.000000
W33X130	1.000000	1.000000	1.000000	1.000000	1.000000	1.000000	1.000000
W36X135	1.000000	1.000000	1.000000	1.000000	1.000000	1.000000	1.000000
W36X150	1.000000	1.000000	1.000000	1.000000	1.000000	1.000000	1.000000
W36X194	1.000000	1.000000	1.000000	1.000000	1.000000	1.000000	1.000000
W36X210	1.000000	1.000000	1.000000	1.000000	1.000000	1.000000	1.000000
W36X230	1.000000	1.000000	1.000000	1.000000	1.000000	1.000000	1.000000
W36X260	1.000000	1.000000	1.000000	1.000000	1.000000	1.000000	1.000000
W36X300	1.000000	1.000000	1.000000	1.000000	1.000000	1.000000	1.000000
W8X10	1.000000	1.000000	1.000000	1.000000	1.000000	1.000000	1.000000



Autorità Portuale di Taranto
 Interventi per il dragaggio di 2,3 M m³ di sedimenti in area Molo Polisettoriale e per la realizzazione di un primo lotto della cassa di colmata funzionale all'ampliamento del V Sporgente del Porto di Taranto

Allegati alla relazione di calcolo strutturale allineamento "BC"

Data 05/2016
 Rev. B
 c.d.c.: C296A
 514B



W8X24	1.000000	1.000000	1.000000	1.000000	1.000000	1.000000	1.000000
W8X31	1.000000	1.000000	1.000000	1.000000	1.000000	1.000000	1.000000
W8X40	1.000000	1.000000	1.000000	1.000000	1.000000	1.000000	1.000000
W8X58	1.000000	1.000000	1.000000	1.000000	1.000000	1.000000	1.000000
W8X67	1.000000	1.000000	1.000000	1.000000	1.000000	1.000000	1.000000

Table: Frame Section Properties 01 - General, Part 6 of 7

SectionName	SectInFile	FileName	GUID
ALETTA			
PUNTONI			
W10X112	W10X112	D:\Programmi\Sap2000_v10\Sections8.pro	
W10X12	W10X12	D:\Programmi\Sap2000_v10\Sections8.pro	
W10X49	W10X49	D:\Programmi\Sap2000_v10\Sections8.pro	
W10X68	W10X68	D:\Programmi\Sap2000_v10\Sections8.pro	
W10X88	W10X88	D:\Programmi\Sap2000_v10\Sections8.pro	
W12X136	W12X136	D:\Programmi\Sap2000_v10\Sections8.pro	
W12X14	W12X14	D:\Programmi\Sap2000_v10\Sections8.pro	
W12X16	W12X16	D:\Programmi\Sap2000_v10\Sections8.pro	
W12X19	W12X19	D:\Programmi\Sap2000_v10\Sections8.pro	
W12X190	W12X190	D:\Programmi\Sap2000_v10\Sections8.pro	
W12X65	W12X65	D:\Programmi\Sap2000_v10\Sections8.pro	
W12X96	W12X96	D:\Programmi\Sap2000_v10\Sections8.pro	
W14X109	W14X109	D:\Programmi\Sap2000_v10\Sections8.pro	
W14X132	W14X132	D:\Programmi\Sap2000_v10\Sections8.pro	
W14X159	W14X159	D:\Programmi\Sap2000_v10\Sections8.pro	
W14X211	W14X211	D:\Programmi\Sap2000_v10\Sections8.pro	
W14X22	W14X22	D:\Programmi\Sap2000_v10\Sections8.pro	
W14X257	W14X257	D:\Programmi\Sap2000_v10\Sections8.pro	
W14X311	W14X311	D:\Programmi\Sap2000_v10\Sections8.pro	
W14X370	W14X370	D:\Programmi\Sap2000_v10\Sections8.pro	
W14X426	W14X426	D:\Programmi\Sap2000_v10\Sections8.pro	
W14X90	W14X90	D:\Programmi\Sap2000_v10\Sections8.pro	
W16X26	W16X26	D:\Programmi\Sap2000_v10\Sections8.pro	
W16X31	W16X31	D:\Programmi\Sap2000_v10\Sections8.pro	
W18X119	W18X119	D:\Programmi\Sap2000_v10\Sections8.pro	
W18X35	W18X35	D:\Programmi\Sap2000_v10\Sections8.pro	
W18X40	W18X40	D:\Programmi\Sap2000_v10\Sections8.pro	
W18X55	W18X55	D:\Programmi\Sap2000_v10\Sections8.pro	
W18X65	W18X65	D:\Programmi\Sap2000_v10\Sections8.pro	
W18X76	W18X76	D:\Programmi\Sap2000_v10\Sections8.pro	
W18X97	W18X97	D:\Programmi\Sap2000_v10\Sections8.pro	
W21X44	W21X44	D:\Programmi\Sap2000_v10\Sections8.pro	
W21X50	W21X50	D:\Programmi\Sap2000_v10\Sections8.pro	
W24X103	W24X103	D:\Programmi\Sap2000_v10\Sections8.pro	
W24X117	W24X117	D:\Programmi\Sap2000_v10\Sections8.pro	
W24X131	W24X131	D:\Programmi\Sap2000_v10\Sections8.pro	
W24X146	W24X146	D:\Programmi\Sap2000_v10\Sections8.pro	
W24X162	W24X162	D:\Programmi\Sap2000_v10\Sections8.pro	
W24X176	W24X176	D:\Programmi\Sap2000_v10\Sections8.pro	
W24X207	W24X207	D:\Programmi\Sap2000_v10\Sections8.pro	
W24X250	W24X250	D:\Programmi\Sap2000_v10\Sections8.pro	
W24X335	W24X335	D:\Programmi\Sap2000_v10\Sections8.pro	
W24X55	W24X55	D:\Programmi\Sap2000_v10\Sections8.pro	
W24X62	W24X62	D:\Programmi\Sap2000_v10\Sections8.pro	
W24X68	W24X68	D:\Programmi\Sap2000_v10\Sections8.pro	
W24X76	W24X76	D:\Programmi\Sap2000_v10\Sections8.pro	
W27X84	W27X84	D:\Programmi\Sap2000_v10\Sections8.pro	
W27X94	W27X94	D:\Programmi\Sap2000_v10\Sections8.pro	
W30X108	W30X108	D:\Programmi\Sap2000_v10\Sections8.pro	
W30X116	W30X116	D:\Programmi\Sap2000_v10\Sections8.pro	
W30X148	W30X148	D:\Programmi\Sap2000_v10\Sections8.pro	
W30X173	W30X173	D:\Programmi\Sap2000_v10\Sections8.pro	
W30X191	W30X191	D:\Programmi\Sap2000_v10\Sections8.pro	
W30X99	W30X99	D:\Programmi\Sap2000_v10\Sections8.pro	
W33X118	W33X118	D:\Programmi\Sap2000_v10\Sections8.pro	
W33X130	W33X130	D:\Programmi\Sap2000_v10\Sections8.pro	
W36X135	W36X135	D:\Programmi\Sap2000_v10\Sections8.pro	
W36X150	W36X150	D:\Programmi\Sap2000_v10\Sections8.pro	
W36X194	W36X194	D:\Programmi\Sap2000_v10\Sections8.pro	
W36X210	W36X210	D:\Programmi\Sap2000_v10\Sections8.pro	
W36X230	W36X230	D:\Programmi\Sap2000_v10\Sections8.pro	
W36X260	W36X260	D:\Programmi\Sap2000_v10\Sections8.pro	
W36X300	W36X300	D:\Programmi\Sap2000_v10\Sections8.pro	
W8X10	W8X10	D:\Programmi\Sap2000_v10\Sections8.pro	
W8X24	W8X24	D:\Programmi\Sap2000_v10\Sections8.pro	
W8X31	W8X31	D:\Programmi\Sap2000_v10\Sections8.pro	
W8X40	W8X40	D:\Programmi\Sap2000_v10\Sections8.pro	



Autorità Portuale di Taranto
 Interventi per il dragaggio di 2,3 M m³ di sedimenti in area Molo Polisettoriale e per la realizzazione di un primo lotto della cassa di colmata funzionale all'ampliamento del V Sporgente del Porto di Taranto

Allegati alla relazione di calcolo strutturale allineamento "BC"

Data 05/2016
 Rev. B
 c.d.c.: C296A
 514B

W8X58 D:\Programmi\Sap2000_v10\Sections8.pro
W8X67 D:\Programmi\Sap2000_v10\Sections8.pro

Table: Frame Section Properties 01 - General, Part 7 of 7

SectionName	Notes
ALETTA	
PUNTONI	
W10X112	
W10X12	
W10X49	
W10X68	
W10X88	
W12X136	
W12X14	
W12X16	
W12X19	
W12X190	
W12X65	
W12X96	
W14X109	
W14X132	
W14X159	
W14X211	
W14X22	
W14X257	
W14X311	
W14X370	
W14X426	
W14X90	
W16X26	
W16X31	
W18X119	
W18X35	
W18X40	
W18X55	
W18X65	
W18X76	
W18X97	
W21X44	
W21X50	
W24X103	
W24X117	
W24X131	
W24X146	
W24X162	
W24X176	
W24X207	
W24X250	
W24X335	
W24X55	
W24X62	
W24X68	
W24X76	
W27X84	
W27X94	
W30X108	
W30X116	
W30X148	
W30X173	
W30X191	
W30X99	
W33X118	
W33X130	
W36X135	
W36X150	
W36X194	
W36X210	
W36X230	
W36X260	
W36X300	
W8X10	
W8X24	
W8X31	
W8X40	
W8X58	
W8X67	



Autorità Portuale di Taranto
Interventi per il dragaggio di 2,3 M m³ di sedimenti in area Molo Polisettoriale e per la realizzazione di un primo lotto della cassa di colmata funzionale all'ampliamento del V Sporgente del Porto di Taranto

Allegati alla relazione di calcolo strutturale allineamento "BC"

Data 05/2016
Rev. B
c.d.c.: C296A
514B

Table: Function - Power Spectral Density - User

Name	Frequency Cyc/sec	Value
UNIFPSD	0.0000E+00	1.000000
UNIFPSD	1.0000E+00	1.000000

Table: Function - Response Spectrum - User

Name	Period Sec	Accel	FuncDamp
UNIFRS	0.000000	1.000000	0.050000
UNIFRS	1.000000	1.000000	

Table: Function - Steady State - User

Name	Frequency Cyc/sec	Value
UNIFSS	0.0000E+00	1.000000
UNIFSS	1.0000E+00	1.000000

Table: Function - Time History - User

Name	Time Sec	Value
RAMPTH	0.0000	0.000000
RAMPTH	1.0000	1.000000
RAMPTH	4.0000	1.000000
UNIFTH	0.0000	1.000000
UNIFTH	1.0000	1.000000

Table: Grid Lines, Part 1 of 2

CoordSys	AxisDir	GridID	XXYZCoord m	LineType	LineColor	Visible	BubbleLoc
GLOBAL	X		0.00000	Primary	Gray8Dark	Yes	End
GLOBAL	X		0.66537	Primary	Gray8Dark	Yes	End
GLOBAL	Y		0.00000	Primary	Gray8Dark	Yes	End
GLOBAL	Z		-0.25833	Primary	Gray8Dark	Yes	End
GLOBAL	Z		0.00000	Primary	Gray8Dark	Yes	End

Table: Grid Lines, Part 2 of 2

CoordSys	AllVisible	BubbleSize m
GLOBAL	Yes	2.438400
GLOBAL		
GLOBAL		
GLOBAL		

Table: Groups 1 - Definitions, Part 1 of 3

GroupName	Selection	SectionCut	Steel	Concrete	Aluminum	ColdFormed	Stage
ALL	Yes	Yes	Yes	Yes	Yes	Yes	Yes
DXFIN	Yes	Yes	Yes	Yes	Yes	Yes	Yes
GROUP1	Yes	Yes	Yes	Yes	Yes	Yes	Yes

Table: Groups 1 - Definitions, Part 2 of 3

GroupName	Bridge	AutoSeismic	AutoWind	SelDesSteel	SelDesAlum	SelDesCold	MassWeight
ALL	Yes	No	No	No	No	No	Yes
DXFIN	Yes	No	No	No	No	No	Yes



Autorità Portuale di Taranto
Interventi per il dragaggio di 2,3 M m³ di sedimenti in area Molo Polisettoriale e per la realizzazione di un primo lotto della cassa di colmanta funzionale all'ampliamento del V Sporgente del Porto di Taranto

Allegati alla relazione di calcolo strutturale allineamento "BC"

Data 05/2016
Rev. B
c.d.c.: C296A
514B

GROUP1 Yes No No No No No Yes

Table: Groups 1 - Definitions, Part 3 of 3

GroupName	Color
ALL	Red
DXFIN	Black
GROUP1	Cyan

Table: Groups 2 - Assignments

GroupName	ObjectType	ObjectLabel
DXFIN	Frame	2
DXFIN	Frame	4
DXFIN	Frame	5
DXFIN	Frame	6
GROUP1	Frame	4
GROUP1	Frame	5
GROUP1	Frame	6

Table: Groups 3 - Masses and Weights

GroupName	SelfMass KN-s2/m	SelfWeight KN	TotalMassX KN-s2/m	TotalMassY KN-s2/m	TotalMassZ KN-s2/m
ALL	0.16	1.595	0.16	0.16	0.16
DXFIN	0.16	1.595	0.16	0.16	0.16
GROUP1	7.181E-02	0.718	7.181E-02	7.181E-02	7.181E-02

Table: Joint Coordinates, Part 1 of 2

Joint	CoordSys	CoordType	XorR m	Y m	Z m	SpecialJt	GlobalX m
1	GLOBAL	Cartesian	0.46140	0.00000	0.00000	No	0.46140
2	GLOBAL	Cartesian	0.00400	0.00000	0.00000	No	0.00400
3	GLOBAL	Cartesian	0.08650	0.00000	0.00000	No	0.08650
4	GLOBAL	Cartesian	0.69320	0.00000	-0.34540	No	0.69320
5	GLOBAL	Cartesian	0.30084	0.00000	0.00000	No	0.30084

Table: Joint Coordinates, Part 2 of 2

Joint	GlobalY m	GlobalZ m	GUID
1	0.00000	0.00000	
2	0.00000	0.00000	
3	0.00000	0.00000	
4	0.00000	-0.34540	
5	0.00000	0.00000	

Table: Joint Pattern Definitions

Pattern

DEFAULT

Table: Joint Restraint Assignments

Joint	U1	U2	U3	R1	R2	R3
1	Yes	Yes	Yes	Yes	Yes	Yes
4	Yes	Yes	Yes	Yes	Yes	Yes

Table: Lane Centerline Points

Lane Point CoordSys X Y Z GlobalX GlobalY GlobalZ



Autorità Portuale di Taranto
Interventi per il dragaggio di 2,3 M m³ di sedimenti in area Molo Polisettoriale e per la realizzazione di un primo lotto della cassa di colmanta funzionale all'ampliamento del V Sporgente del Porto di Taranto

Allegati alla relazione di calcolo strutturale allineamento "BC"

Data 05/2016
Rev. B
c.d.c.: C296A
514B

			m	m	m	m	m	m
LANE1	1	GLOBAL	0.00500	0.00000	0.00000	0.00500	0.00000	0.00000
LANE1	2	GLOBAL	0.08550	0.00000	0.00000	0.08550	0.00000	0.00000
LANE1	3	GLOBAL	0.08750	0.00000	0.00000	0.08750	0.00000	0.00000
LANE1	4	GLOBAL	0.29984	0.00000	0.00000	0.29984	0.00000	0.00000
LANE1	5	GLOBAL	0.30184	0.00000	0.00000	0.30184	0.00000	0.00000
LANE1	6	GLOBAL	0.46040	0.00000	0.00000	0.46040	0.00000	0.00000

Table: Lane Definition Data, Part 1 of 2

Lane	LaneFrom	Frame	Width m	Offset m	LoadGroup	DiscAlong m	DiscAcross m	DiscSpan
LANE1	Frame	4	0.00000	0.00000	Default	3.04800	3.04800	Yes
LANE1	Frame	6	0.00000	0.00000	Default			
LANE1	Frame	5	0.00000	0.00000	Default			

Table: Lane Definition Data, Part 2 of 2

Lane	DiscSpanFac	DiscLane	DiscLaneFac	LeftType	RightType	Color
LANE1	4.000000	Yes	10.000000	Interior	Interior	Green
LANE1						
LANE1						

Table: Link Property Definitions 01 - General, Part 1 of 3

Link	LinkType	Mass KN-s2/m	Weight KN	RotInert1 KN-m-s2	RotInert2 KN-m-s2	RotInert3 KN-m-s2	DefLength m
LIN1	Linear	0.00	0.000	0.0000	0.0000	0.0000	1.000000

Table: Link Property Definitions 01 - General, Part 2 of 3

Link	DefArea m2	PDM2I	PDM2J	PDM3I	PDM3J	Color
LIN1	1.000000	0.000000	0.000000	0.000000	0.000000	Red

Table: Link Property Definitions 01 - General, Part 3 of 3

Link	GUID	Notes
LIN1		

Table: Link Property Definitions 02 - Linear

Link	DOF	Fixed	TransKE KN/m	TransCE KN-s/m
LIN1	U1	No	1.00	0.00

Table: Load Case Definitions, Part 1 of 2

Case	Type	InitialCond	ModalCase	BaseCase	DesTypeOpt	DesignType	AutoType
DEAD	LinStatic	Zero			Prog Det	DEAD	None
MODAL	LinModal	Zero			Prog Det	OTHER	None
ACASE1	LinMoving	Zero			Prog Det	BRIDGE LIVE	None
FORZA	LinStatic	Zero			Prog Det	OTHER	None

Table: Load Case Definitions, Part 2 of 2

Case	RunCase	CaseStatus	GUID	Notes
DEAD	No	Not Run		
MODAL	No	Not Run		
ACASE1	Yes	Finished		



Autorità Portuale di Taranto
Interventi per il dragaggio di 2,3 M³ di sedimenti in area Molo Polisettoriale e per la realizzazione di un primo lotto della cassa di colmata funzionale all'ampliamento del V Sporgente del Porto di Taranto

Allegati alla relazione di calcolo strutturale allineamento "BC"

Data 05/2016
Rev. B
c.d.c.: C296A
514B

FORZA No Not Run

Table: Load Pattern Definitions

LoadPat	DesignType	SelfWtMult	AutoLoad	GUID	Notes
DEAD	DEAD	1.000000			

Table: Masses 1 - Mass Source

MassFrom
Elements

Table: Material List 1 - By Object Type

ObjectType	Material	TotalWeight KN	NumPieces
Frame	STEEL	1.595	4

Table: Material List 2 - By Section Property

Section	ObjectType	NumPieces	TotalLength m	TotalWeight KN
ALETTA	Frame	3	0.45740	0.718
PUNSTONE	Frame	1	0.69813	0.877

Table: Material Properties 01 - General, Part 1 of 2

Material	Type	SymType	TempDepend	Color	GUID
A416Gr270	Tendon	Uniaxial	No	Yellow	
ALUM	Aluminum	Isotropic	No	Green	
CLDFRM	ColdFormed	Isotropic	No	Cyan	
CONC	Concrete	Isotropic	No	Blue	
OTHER	Other	Isotropic	No	Magenta	
REBAR	Rebar	Uniaxial	No	Red	
STEEL	Steel	Isotropic	No	Gray8Dark	

Table: Material Properties 01 - General, Part 2 of 2

Material	Notes
A416Gr270	ASTM A416 Grade 270 added 10.09.2015 09:46:59
ALUM	Aluminum Alloy 6061 T6 added 10.09.2015 09:46:59
CLDFRM	ASTM A653 SQ Grade 50 added 10.09.2015 09:46:59
CONC	Normalweight f'c = 4 ksi added 10.09.2015 09:46:59
OTHER	Material added 10.09.2015 09:46:59
REBAR	ASTM A615 Grade 60 added 10.09.2015 09:46:59
STEEL	ASTM A36 added 10.09.2015 09:46:59

Table: Material Properties 02 - Basic Mechanical Properties

Material	UnitWeight KN/m3	UnitMass KN-s2/m4	E1 KN/m2	G12 KN/m2	U12	A1 1/C
A416Gr270	7.6973E+01	7.8490E+00	196500599.9			1.1700E-05
ALUM	2.6602E+01	2.7145E+00	69637054.68	26179343.87	0.330000	2.3580E-05
CLDFRM	7.6973E+01	7.8490E+00	203395357.7	78228983.75	0.300000	1.1700E-05
CONC	2.3563E+01	2.4028E+00	24821128.40	10342136.83	0.200000	9.9000E-06
OTHER	2.3562E+01	2.4007E+00	24821128.40	10342136.83	0.200000	9.9000E-06
REBAR	7.6973E+01	7.8490E+00	199947978.8			1.1700E-05
STEEL	7.8500E+01	7.8500E+00	210000000.0	80769230.77	0.300000	1.2000E-05

Table: Material Properties 03a - Steel Data

Material	Fy	Fu	EffFy	EffFu	SSCurveOpt	SSHysType
----------	----	----	-------	-------	------------	-----------



Autorità Portuale di Taranto
Interventi per il dragaggio di 2,3 M³ di sedimenti in area Molo Polisettoriale e per la realizzazione di un primo lotto della cassa di colmata funzionale all'ampliamento del V Sporgente del Porto di Taranto

Allegati alla relazione di calcolo strutturale allineamento "BC"

Data 05/2016
Rev. B
c.d.c.: C296A
514B

	KN/m2	KN/m2	KN/m2	KN/m2		
STEEL	248211.28	399896.00	372316.92	439885.60	User Defined	Kinematic

Table: Material Properties 03b - Concrete Data

Material	Fc KN/m2	ItWtConc	SSCurveOpt	SSHysType	FAngle Degrees	DAngle Degrees
CONC	27579.03	No User Defined		Takeda	0.000	0.000

Table: Material Properties 03c - Aluminum Data

Material	AlumType	Alloy	Fcy KN/m2	Fty KN/m2	Ftu KN/m2	Fsu KN/m2	SSHysType
ALUM	Wrought	6061-T6	241316.53	241316.53	262000.80	165474.19	Kinematic

Table: Material Properties 03d - Cold Formed Data

Material	Fy KN/m2	Fu KN/m2	SSHysType
CLDFRM	248211.28	399895.96	Kinematic

Table: Material Properties 03e - Rebar Data

Material	Fy KN/m2	Fu KN/m2	EffFy KN/m2	EffFu KN/m2	SSCurveOpt	SSHysType
REBAR	413685.47	620528.21	455054.02	682581.03	User Defined	Kinematic

Table: Material Properties 03f - Tendon Data

Material	Fy KN/m2	Fu KN/m2	SSCurveOpt	SSHysType	FinalSlope
A416Gr270	1689905.16	1861584.63	270 ksi	Kinematic	-0.100000

Table: Material Properties 03g - Other Data

Material	SSHysType	FAngle Degrees	DAngle Degrees
OTHER	Elastic	0.000	0.000

Table: Material Properties 04 - User Stress-Strain Curves

Material	Point	Strain	Stress KN/m2	PointID
ALUM	1	-0.050000	0.00	-E
ALUM	2	-0.035000	-120658.26	-D
ALUM	3	-0.020000	-241316.53	-C
ALUM	4	-0.003465	-241316.53	-B
ALUM	5	0.000000	0.00	A
ALUM	6	0.003465	241316.53	B
ALUM	7	0.020000	241316.53	
ALUM	8	0.050000	262000.80	C
ALUM	9	0.080000	262000.80	D
ALUM	10	0.100000	241316.53	E
ALUM	11	0.105000	0.00	
CLDFRM	1	-0.050000	0.00	-E
CLDFRM	2	-0.035000	-124105.64	-D
CLDFRM	3	-0.020000	-248211.28	-C
CLDFRM	4	-0.001220	-248211.28	-B
CLDFRM	5	0.000000	0.00	A
CLDFRM	6	0.001220	248211.28	B
CLDFRM	7	0.020000	248211.28	
CLDFRM	8	0.050000	399895.96	C
CLDFRM	9	0.080000	399895.96	D
CLDFRM	10	0.100000	248211.28	E
CLDFRM	11	0.105000	0.00	
CONC	1	-0.024444	0.00	



Autorità Portuale di Taranto
Interventi per il dragaggio di 2,3 M m³ di sedimenti in area Molo Polisettoriale e per la realizzazione di un primo lotto della cassa di colmata funzionale all'ampliamento del V Sporgente del Porto di Taranto

Allegati alla relazione di calcolo strutturale allineamento "BC"

Data 05/2016
Rev. B
c.d.c.: C296A
514B

CONC	2	-0.022222	-5515.81	-E
CONC	3	-0.017778	-5515.81	-D
CONC	4	-0.002222	-27579.03	-C
CONC	5	-0.002000	-27303.24	
CONC	6	-0.001778	-26475.87	-B
CONC	7	-0.001333	-23166.39	
CONC	8	-0.000889	-17650.58	
CONC	9	-0.000444	-9928.45	
CONC	10	0.000000	0.00	A
CONC	11	0.000105	2616.38	
CONC	12	0.000106	0.00	
OTHER	1	-4.029E-08	-1.00	
OTHER	2	0.000000	0.00	A
OTHER	3	4.029E-08	1.00	
REBAR	1	-0.105000	0.00	
REBAR	2	-0.100000	-413685.47	-E
REBAR	3	-0.080000	-620528.21	-D
REBAR	4	-0.050000	-620528.21	-C
REBAR	5	-0.010000	-413685.47	
REBAR	6	-0.002069	-413685.47	-B
REBAR	7	0.000000	0.00	A
REBAR	8	0.002069	413685.47	B
REBAR	9	0.010000	413685.47	
REBAR	10	0.050000	620528.21	C
REBAR	11	0.080000	620528.21	D
REBAR	12	0.100000	413685.47	E
REBAR	13	0.105000	0.00	
STEEL	1	-0.050000	0.00	-E
STEEL	2	-0.035000	-124105.64	-D
STEEL	3	-0.020000	-248211.28	-C
STEEL	4	-0.001241	-248211.28	-B
STEEL	5	0.000000	0.00	A
STEEL	6	0.001241	248211.28	B
STEEL	7	0.020000	248211.28	
STEEL	8	0.050000	399895.96	C
STEEL	9	0.080000	399895.96	D
STEEL	10	0.100000	248211.28	E
STEEL	11	0.105000	0.00	

Table: Material Properties 06 - Damping Parameters

Material	ModalRatio	VisMass 1/Sec	VisStiff Sec	HysMass 1/Sec2	HysStiff
A416Gr270	0.0000	0.0000	0.0000	0.0000	0.000000
ALUM	0.0000	0.0000	0.0000	0.0000	0.000000
CLDFRM	0.0000	0.0000	0.0000	0.0000	0.000000
CONC	0.0000	0.0000	0.0000	0.0000	0.000000
OTHER	0.0000	0.0000	0.0000	0.0000	0.000000
REBAR	0.0000	0.0000	0.0000	0.0000	0.000000
STEEL	0.0000	0.0000	0.0000	0.0000	0.000000

Table: Options - Colors - Display, Part 1 of 4

DeviceType	Points	LinesFrame	LinesFrmExt	LinesCable	LinesTendon	SpringLinks	Restraints
Screen	Yellow	Yellow	Yellow	Green	Green	Green	Green
Printer	Gray8Dark	Black	Gray4	Black	Black	Gray8Dark	Gray8Dark
Color Printer	Yellow	Blue	White	Green	Green	Green	Green

Table: Options - Colors - Display, Part 2 of 4

Releases	Axes	Text	ShadowLines	GuideLines	Highlight	Selection	AreaFillBot	AreaFillTop
Green	Cyan	Green	Gray8Dark	Gray8Dark	Red	White	Red	16744703
Gray4	Black	Black	Gray4	Gray4	Black	Black	Gray4	Gray8Dark
Green	Cyan	Green	Gray8Dark	Gray8Dark	Red	10504778	Red	16744703

Table: Options - Colors - Display, Part 3 of 4

AreaFillSd	AreaEdge	SolidF1	SolidF2	SolidF3	SolidF4	SolidF5	SolidF6	SolidEdge
Red	DarkRed	Red	Blue	Green	Yellow	White	Cyan	DarkRed
Gray4	Black	Gray1Light	Gray2	Gray3	Gray4	Gray5	Gray6	Black



Autorità Portuale di Taranto
Interventi per il dragaggio di 2,3 M³ di sedimenti in area Molo Polisettoriale e per la realizzazione di un primo lotto della cassa di colmata funzionale all'ampliamento del V Sporgente del Porto di Taranto

Allegati alla relazione di calcolo strutturale allineamento "BC"

Data 05/2016
Rev. B
c.d.c.: C296A
514B



16634568 DarkRed Red Blue Green Yellow White Cyan DarkRed

Table: Options - Colors - Display, Part 4 of 4

Floor	Background	BGLowLeft	BGLowRight	BGUpRight	Darkness
Gray4	Black	Black	Black	Black	0.500000
Gray4	White	White	White	White	0.500000
10461087	White	White	14671839	White	0.500000

Table: Options - Colors - Output, Part 1 of 4

DeviceType	Contour1	Contour2	Contour3	Contour4	Contour5	Contour6	Contour7
Screen	13107400	6553828	Red	16639	Orange	43775	54527
Printer	Black	3158064	4210752	5263440	6316128	7368816	Gray8Dark
Color Printer	13107400	6553828	Red	16639	Orange	43775	54527

Table: Options - Colors - Output, Part 2 of 4

Contour8	Contour9	Contour10	Contour11	Contour12	Contour13	Contour14	Contour15	Transpare
Yellow	65408	Green	8453888	Cyan	16755200	16733440	Blue	0.500000
Gray7	Gray6	Gray5	Gray4	Gray3	Gray2	Gray1Light	White	0.000000
Yellow	65408	Green	8453888	Cyan	16755200	16733440	Blue	0.500000

Table: Options - Colors - Output, Part 3 of 4

Ratio1	Ratio2	Ratio3	Ratio4	Ratio5	RatioNotD	RatioNotC	RatioVal1	RatioVal2
Cyan	Green	Yellow	Orange	Red	Gray4	Red	0.500000	0.700000
Gray2	Gray4	Gray8Dark	4210752	Black	Gray4	Black	0.500000	0.700000
Cyan	Green	Yellow	Orange	Red	Gray4	Red	0.500000	0.700000

Table: Options - Colors - Output, Part 4 of 4

RatioVal3	RatioVal4	DFillPos	DFillNeg	DFillRPos	DFillRNeg
0.900000	1.000000	Yellow	Red	Blue	Cyan
0.900000	1.000000	Gray8Dark	Gray8Dark	4210752	4210752
0.900000	1.000000	Red	Red	Blue	Blue

Table: Overwrites - Steel Design - AISC-LRFD93, Part 1 of 6

Frame	DesignSect	FrameType	Fy KN/m2	RLLF	AreaRatio	XLMajor
2	Program Determined	Program Determined	0.00	0.000000	0.000000	0.000000
4	Program Determined	Program Determined	0.00	0.000000	0.000000	0.000000
5	Program Determined	Program Determined	0.00	0.000000	0.000000	0.000000
6	Program Determined	Program Determined	0.00	0.000000	0.000000	0.000000

Table: Overwrites - Steel Design - AISC-LRFD93, Part 2 of 6

Frame	XLMinor	XKMajor	XKMinor	CmMajor	CmMinor	Cb	BlMajor
2	0.000000	0.000000	0.000000	0.000000	0.000000	0.000000	0.000000
4	0.000000	0.000000	0.000000	0.000000	0.000000	0.000000	0.000000
5	0.000000	0.000000	0.000000	0.000000	0.000000	0.000000	0.000000
6	0.000000	0.000000	0.000000	0.000000	0.000000	0.000000	0.000000

Table: Overwrites - Steel Design - AISC-LRFD93, Part 3 of 6

Frame	BlMinor	B2Major	B2Minor	PhiPnc KN	PhiPnt KN	PhiMn3 KN-m	PhiMn2 KN-m
2	0.000000	0.000000	0.000000	0.000	0.000	0.0000	0.0000



Autorità Portuale di Taranto
Interventi per il dragaggio di 2,3 M³ di sedimenti in area Molo Polisettoriale e per la realizzazione di un primo lotto della cassa di colmata funzionale all'ampliamento del V Sporgente del Porto di Taranto

Allegati alla relazione di calcolo strutturale allineamento "BC"

Data 05/2016
Rev. B
c.d.c.: C296A
514B

4	0.000000	0.000000	0.000000	0.000	0.000	0.0000	0.0000
5	0.000000	0.000000	0.000000	0.000	0.000	0.0000	0.0000
6	0.000000	0.000000	0.000000	0.000	0.000	0.0000	0.0000

Table: Overwrites - Steel Design - AISC-LRFD93, Part 4 of 6

Frame	PhiVn2 KN	PhiVn3 KN	CheckDefl	DeflType	DLRat	SDLAndLLRat	LLRat
2	0.000	0.000	Program Determined	Program Determined	0.000000	0.000000	0.000000
4	0.000	0.000	Program Determined	Program Determined	0.000000	0.000000	0.000000
5	0.000	0.000	Program Determined	Program Determined	0.000000	0.000000	0.000000
6	0.000	0.000	Program Determined	Program Determined	0.000000	0.000000	0.000000

Table: Overwrites - Steel Design - AISC-LRFD93, Part 5 of 6

Frame	TotalRat	NetRat	DLAbs m	SDLAndLLAbs m	LLAbs m	TotalAbs m	NetAbs m
2	0.000000	0.000000	0.000000	0.000000	0.000000	0.000000	0.000000
4	0.000000	0.000000	0.000000	0.000000	0.000000	0.000000	0.000000
5	0.000000	0.000000	0.000000	0.000000	0.000000	0.000000	0.000000
6	0.000000	0.000000	0.000000	0.000000	0.000000	0.000000	0.000000

Table: Overwrites - Steel Design - AISC-LRFD93, Part 6 of 6

Frame	SpecCamber m
2	0.000000
4	0.000000
5	0.000000
6	0.000000

Table: Preferences - Aluminum Design - AA-ASD 2000

THDesign	FrameType	SRatioLimit	MaxIter	LatFact	UseLatFact	Bridge
Envelopes	Moment Frame	1.000000	1	1.333333	No	No

Table: Preferences - Cold Formed Design - AISI-ASD96, Part 1 of 2

THDesign	FrameType	SRatioLimit	MaxIter	OmegaBS	OmegaBUS	OmegaBLTB	OmegaVS	OmegaVNS
Envelopes	Braced Frame	1.000000	1	1.670000	1.670000	1.670000	1.670000	1.500000

Table: Preferences - Cold Formed Design - AISI-ASD96, Part 2 of 2

OmegaT	OmegaC
1.670000	1.800000

Table: Preferences - Concrete Design - ACI 318-05/IBC2003, Part 1 of 2

THDesign	NumCurves	NumPoints	MinEccen	PatLLF	UFLimit	SeisCat	PhiT	PhiCTied
Envelopes	24	11	No	0.750000	0.950000	D	0.900000	0.650000

Table: Preferences - Concrete Design - ACI 318-05/IBC2003, Part 2 of 2

PhiCSpiral	PhiV	PhiVSeismic	PhiVJoint
0.700000	0.750000	0.600000	0.850000

Table: Preferences - Dimensional, Part 1 of 2

MergeTol	FineGrid	Nudge	SelectTol	SnapTol	SLineThick	PLineThick	MaxFont	MinFont
----------	----------	-------	-----------	---------	------------	------------	---------	---------



Autorità Portuale di Taranto

Interventi per il dragaggio di 2,3 M m³ di sedimenti in area Molo Polisettoriale e per la realizzazione di un primo lotto della cassa di colmata funzionale all'ampliamento del V Sporgente del Porto di Taranto

Allegati alla relazione di calcolo strutturale allineamento "BC"

Data 05/2016
Rev. B
c.d.c.: C296A
514B



m	m	m						
0.001000	0.250000	0.250000	3	12	1	4	8	3

Table: Preferences - Dimensional, Part 2 of 2

AutoZoom	ShrinkFact	TextFileLen
10	70	240

Table: Preferences - Steel Design - AISC-LRFD93, Part 1 of 2

THDesign	FrameType	PatLLF	SRatioLimit	MaxIter	PhiB	PhiC	PhiT	PhiV
Envelopes	Moment Frame	0.750000	0.950000	1	0.900000	0.850000	0.900000	0.900000

Table: Preferences - Steel Design - AISC-LRFD93, Part 2 of 2

PhiCA	CheckDefl	DLRat	SDLAndLLRat	LLRat	TotalRat	NetRat
0.900000	Yes	120.000000	120.000000	360.000000	240.000000	240.000000

Table: Project Information

Item	Data
Company Name	
Client Name	
Project Name	
Project Number	
Model Name	
Model Description	
Revision Number	
Frame Type	
Engineer	
Checker	
Supervisor	
Issue Code	
Design Code	

Table: Rebar Sizes

RebarID	Area m2	Diameter m
#2	0.000032	0.006350
#3	0.000071	0.009525
#4	0.000129	0.012700
#5	0.000200	0.015875
#6	0.000284	0.019050
#7	0.000387	0.022225
#8	0.000510	0.025400
#9	0.000645	0.028651
#10	0.000819	0.032258
#11	0.001006	0.035814
#14	0.001452	0.043002
#18	0.002581	0.057328
10M	0.000100	0.011300
15M	0.000200	0.016000
20M	0.000300	0.019500
25M	0.000500	0.025200
30M	0.000700	0.029900
35M	0.001000	0.035700
45M	0.001500	0.043700
55M	0.002500	0.056400
6d	0.000028	0.006000
8d	0.000050	0.008000
10d	0.000079	0.010000
12d	0.000113	0.012000
14d	0.000154	0.014000
16d	0.000201	0.016000
20d	0.000314	0.020000



Autorità Portuale di Taranto
 Interventi per il dragaggio di 2,3 M m³ di sedimenti in area Molo Polisettoriale e per la realizzazione di un primo lotto della cassa di colmanta funzionale all'ampliamento del V Sporgente del Porto di Taranto

Allegati alla relazione di calcolo strutturale allineamento "BC"

Data 05/2016
 Rev. B
 c.d.c.: C296A
 514B



25d	0.000491	0.025000
26d	0.000531	0.026000
28d	0.000616	0.028000

Table: Solid Property Definitions, Part 1 of 2

SolidProp	Material	MatAngleA Degrees	MatAngleB Degrees	MatAngleC Degrees	InComp	Color
SOLID1	CONC	0.000	0.000	0.000	Yes	Magenta

Table: Solid Property Definitions, Part 2 of 2

SolidProp	GUID	Notes	TotalWt KN	TotalMass KN-s2/m
SOLID1			0.000	0.00

Table: Tendon Section Definitions, Part 1 of 4

TendonSect	ModelOpt	PreType	Material	Specify	Diameter m	Area m2	TorsConst m4	I m4
TEN1	Loads Post Tension		A416Gr270	Area	0.028661	0.000645	6.625E-08	3.312E-08

Table: Tendon Section Definitions, Part 2 of 4

TendonSect	AS m2	Color	TotalWt KN	TotalMass KN-s2/m	AMod	A2Mod	A3Mod	JMod
TEN1	0.000581	Yellow	0.000	0.00	1.000000	1.000000	1.000000	1.000000

Table: Tendon Section Definitions, Part 3 of 4

TendonSect	I2Mod	I3Mod	MMod	WMod	GUID
TEN1	1.000000	1.000000	1.000000	1.000000	

Table: Tendon Section Definitions, Part 4 of 4

TendonSect	Notes
TEN1	

Table: Vehicles 2 - General Vehicles 1 - General, Part 1 of 3

VehName	SupportMom	IntSupport	OtherResp	AxleMom KN	AxleMType	AxleMWidth m	AxleMDbl
GEN1	Yes	Yes	Yes	0.000	One Point		No

Table: Vehicles 2 - General Vehicles 1 - General, Part 2 of 3

VehName	AxleOther KN	AxleOType	AxleOWidth m	LEffAxle	LEffUnif ForStraddle	StraddleFac
GEN1	0.000	One Point		None	None	No

Table: Vehicles 2 - General Vehicles 1 - General, Part 3 of 3

VehName	NumInter	MinExtDist m	MinIntDist m	StayInLane
GEN1	3	0.30480	0.60960	No

Table: Vehicles 3 - General Vehicles 2 - Loads, Part 1 of 2

VehName	LoadType	UnifLoad KN/m	UnifType	UnifWidth m	AxleLoad KN	AxleType	AxleWidth m	MinDist m
---------	----------	------------------	----------	----------------	----------------	----------	----------------	--------------



Autorità Portuale di Taranto
Interventi per il dragaggio di 2,3 M m³ di sedimenti in area Molo Polisettoriale e per la realizzazione di un primo lotto della cassa di colmata funzionale all'ampliamento del V Sporgente del Porto di Taranto

Allegati alla relazione di calcolo strutturale allineamento "BC"

Data 05/2016
Rev. B
c.d.c.: C296A
514B



GEN1 Leading Load	0.00	Zero Width	0.000	One Point	
GEN1 Fixed Length	0.00	Zero Width	195.000	One Point	0.100000
GEN1 Trailing Load	0.00	Zero Width			

Table: Vehicles 3 - General Vehicles 2 - Loads, Part 2 of 2

VehName	MaxDist m
GEN1	
GEN1	
GEN1	

Table: Vehicles 4 - Vehicle Classes

VehClass	VehName	ScaleFactor
VECL1	GEN1	1.000000



Autorità Portuale di Taranto

Interventi per il dragaggio di 2,3 M m³ di sedimenti in area Molo Polisettoriale e per la realizzazione di un primo lotto della cassa di colmanta funzionale all'ampliamento del V Sporgente del Porto di Taranto

Allegati alla relazione di calcolo strutturale allineamento "BC"

Data 05/2016
Rev. B
c.d.c.: C296A
514B

2.6 TABULATI DI INPUT ED OUTPUT GARGAME MODELLO 2

SAP2000 v14.0.0 5.13.16 19:03:32

Table: Active Degrees of Freedom

UX	UY	UZ	RX	RY	RZ
Yes	Yes	Yes	Yes	Yes	Yes

Table: Analysis Options

Solver	SolverProc	Force32Bit	StiffCase	GeomMod
Advanced	Auto	No	None	No

Table: Area Section Properties, Part 1 of 4

Section	Material	MatAngle Degrees	AreaType	Type	DrillDOF	Thickness m	BendThick m	Arc Degrees
ASEC1	CONC	0.000	Shell	Shell-Thin	Yes	1.000000	1.000000	

Table: Area Section Properties, Part 2 of 4

Section	InComp	CoordSys	Color	TotalWt KN	TotalMass KN-s2/m	F11Mod	F22Mod
ASEC1			Cyan	0.000	0.00	1.000000	1.000000

Table: Area Section Properties, Part 3 of 4

Section	F12Mod	M11Mod	M22Mod	M12Mod	V13Mod	V23Mod	MMod	WMod
ASEC1	1.000000	1.000000	1.000000	1.000000	1.000000	1.000000	1.000000	1.000000

Table: Area Section Properties, Part 4 of 4

Section	GUID	Notes
ASEC1		

Table: Area Section Property Design Parameters

Section	RebarMat	RebarOpt
ASEC1	None	Default

Table: Auto Wave 3 - Wave Characteristics - General

WaveChar	WaveType	KinFactor	SWaterDepth m	WaveHeight m	WavePeriod Sec	WaveTheory
Default	From Theory	1.000000	45.00000	18.00000	12.0000	Linear

Table: Bridge Design Preferences - AASHTOLRFD07

HingeOpt

Auto: AASHTO/Caltrans Hinge

Table: Bridge Foundation Spring Definitions, Part 1 of 2



Autorità Portuale di Taranto
Interventi per il dragaggio di 2,3 M³ di sedimenti in area Molo Polisettoriale e per la realizzazione di un primo lotto della cassa di colmanta funzionale all'ampliamento del V Sporgente del Porto di Taranto

Allegati alla relazione di calcolo strutturale allineamento "BC"

Data 05/2016
Rev. B
c.d.c.: C296A
514B



FndSpring	Type	U1Type	U2Type	U3Type	R1Type	R2Type	R3Type	DefLength m
BFSP1	User	Fixed	Fixed	Fixed	Fixed	Fixed	Fixed	1.000000

Table: Bridge Foundation Spring Definitions, Part 2 of 2

FndSpring	DefArea m2
BFSP1	1.000000

Table: Bridge Preferences

NorthAngle Degrees	MaxDiscCurv Degrees
90.000	1.000

Table: Bridge Response, Part 1 of 2

Displs	Reactions	Frames	ShellRes	ShellStr	PlnAsoStr	SolidStr	LinkFD	DisplsC
ALL	ALL	ALL	ALL	ALL	ALL	ALL	ALL	No

Table: Bridge Response, Part 2 of 2

ReactionsC	FramesC	ShellResC	ShellStrC	PlnAsoStrC	SolidStrC	LinkFDC	CalcMethod	AllowReduce
No	No	No	No	No	No	No	Exact	No

Table: Cable Section Definitions, Part 1 of 3

CableSect	Material	Specify	Diameter m	Area m2	TorsConst m4	I m4	AS m2	Color
CAB1	STEEL	Area	0.028661	0.000645	6.625E-08	3.312E-08	0.000581	White

Table: Cable Section Definitions, Part 2 of 3

CableSect	TotalWt KN	TotalMass KN-s2/m	AMod	A2Mod	A3Mod	JMod	I2Mod	I3Mod
CAB1	0.000	0.00	1.000000	1.000000	1.000000	1.000000	1.000000	1.000000

Table: Cable Section Definitions, Part 3 of 3

CableSect	MMod	WMod	GUID	Notes
CAB1	1.000000	1.000000		

Table: Case - Modal 1 - General

Case	ModeType	MaxNumModes	MinNumModes	EigenShift Cyc/sec	EigenCutoff Cyc/sec	EigenTol	AutoShift
MODAL	Eigen	12	1	0.0000E+00	0.0000E+00	1.0000E-09	No

Table: Case - Moving Load 1 - Lane Assignments

Case	AssignNum	VehClass	ScaleFactor	MinLoaded	MaxLoaded	NumLanes
ACASE1	1	VECL1	1.000000	0	0	1

Table: Case - Moving Load 2 - Lanes Loaded

Case	AssignNum	Lane
------	-----------	------



Autorità Portuale di Taranto
Interventi per il dragaggio di 2,3 M m³ di sedimenti in area Molo Polisettoriale e per la realizzazione di un primo lotto della cassa di colmata funzionale all'ampliamento del V Sporgente del Porto di Taranto

Allegati alla relazione di calcolo strutturale allineamento "BC"

Data 05/2016
Rev. B
c.d.c.: C296A
514B

ACASE1 1 LANE1

Table: Case - Moving Load 3 - MultiLane Factors

Case Number Lanes ScaleFactor

ACASE1 1 1.000000

Table: Case - Static 1 - Load Assignments

Case	LoadType	LoadName	LoadSF
DEAD	Load pattern	DEAD	1.000000

Table: Connectivity - Frame, Part 1 of 2

Frame	JointI	JointJ	IsCurved	Length m	CentroidX m	CentroidY m	CentroidZ m
2	3	4	No	0.69813	0.38985	0.00000	-0.17270
4	3	2	No	0.08250	0.04525	0.00000	0.00000
5	1	5	No	0.16056	0.38112	0.00000	0.00000
6	5	3	No	0.21434	0.19367	0.00000	0.00000

Table: Connectivity - Frame, Part 2 of 2

Frame	GUID
2	
4	
5	
6	

Table: Coordinate Systems

Name	Type	X m	Y m	Z m	AboutZ Degrees	AboutY Degrees	AboutX Degrees
GLOBAL	Cartesian	0.00000	0.00000	0.00000	0.000	0.000	0.000

Table: Database Format Types

UnitsCurr	OverrideE
Yes	No

Table: Element Forces - Frames, Part 1 of 2

Frame	Station m	OutputCase	CaseType	StepType	P KN	V2 KN	V3 KN	T KN-m
2	0.00000	ACASE1	LinMoving	Max	0.000	4.250	0.000	0.0000
2	0.34907	ACASE1	LinMoving	Max	0.000	4.250	0.000	0.0000
2	0.69813	ACASE1	LinMoving	Max	0.000	4.250	0.000	0.0000
2	0.00000	ACASE1	LinMoving	Min	-690.452	-6.803	0.000	0.0000
2	0.34907	ACASE1	LinMoving	Min	-690.452	-6.803	0.000	0.0000
2	0.69813	ACASE1	LinMoving	Min	-690.452	-6.803	0.000	0.0000
4	0.00000	ACASE1	LinMoving	Max	0.000	0.000	0.000	0.0000
4	0.00100	ACASE1	LinMoving	Max	0.000	0.000	0.000	0.0000
4	0.00100	ACASE1	LinMoving	Max	0.000	0.000	0.000	0.0000
4	0.04125	ACASE1	LinMoving	Max	0.000	0.000	0.000	0.0000
4	0.04125	ACASE1	LinMoving	Max	0.000	0.000	0.000	0.0000
4	0.08150	ACASE1	LinMoving	Max	0.000	0.000	0.000	0.0000
4	0.08150	ACASE1	LinMoving	Max	0.000	0.000	0.000	0.0000
4	0.08250	ACASE1	LinMoving	Max	0.000	0.000	0.000	0.0000
4	0.00000	ACASE1	LinMoving	Min	0.000	-267.000	0.000	0.0000
4	0.00100	ACASE1	LinMoving	Min	0.000	-267.000	0.000	0.0000
4	0.00100	ACASE1	LinMoving	Min	0.000	-267.000	0.000	0.0000



Autorità Portuale di Taranto
Interventi per il dragaggio di 2,3 M³ di sedimenti in area Molo Polisettoriale e per la realizzazione di un primo lotto della cassa di colmata funzionale all'ampliamento del V Sporgente del Porto di Taranto

Allegati alla relazione di calcolo strutturale allineamento "BC"

Data 05/2016
Rev. B
c.d.c.: C296A
514B



4	0.04125	ACASE1	LinMoving	Min	0.000	-267.000	0.000	0.0000
4	0.04125	ACASE1	LinMoving	Min	0.000	-267.000	0.000	0.0000
4	0.08150	ACASE1	LinMoving	Min	0.000	-267.000	0.000	0.0000
4	0.08150	ACASE1	LinMoving	Min	0.000	-267.000	0.000	0.0000
4	0.08250	ACASE1	LinMoving	Min	0.000	0.000	0.000	0.0000
5	0.00000	ACASE1	LinMoving	Max	603.393	68.689	0.000	0.0000
5	0.00100	ACASE1	LinMoving	Max	603.393	68.689	0.000	0.0000
5	0.00100	ACASE1	LinMoving	Max	603.393	68.689	0.000	0.0000
5	0.04064	ACASE1	LinMoving	Max	603.393	68.689	0.000	0.0000
5	0.04064	ACASE1	LinMoving	Max	603.393	68.689	0.000	0.0000
5	0.08028	ACASE1	LinMoving	Max	603.393	68.689	0.000	0.0000
5	0.08028	ACASE1	LinMoving	Max	603.393	68.689	0.000	0.0000
5	0.11992	ACASE1	LinMoving	Max	603.393	68.689	0.000	0.0000
5	0.11992	ACASE1	LinMoving	Max	603.393	68.689	0.000	0.0000
5	0.15956	ACASE1	LinMoving	Max	603.393	68.689	0.000	0.0000
5	0.15956	ACASE1	LinMoving	Max	603.393	68.689	0.000	0.0000
5	0.16056	ACASE1	LinMoving	Max	603.393	68.689	0.000	0.0000
5	0.00000	ACASE1	LinMoving	Min	0.000	-266.994	0.000	0.0000
5	0.00100	ACASE1	LinMoving	Min	0.000	-266.994	0.000	0.0000
5	0.00100	ACASE1	LinMoving	Min	0.000	-266.994	0.000	0.0000
5	0.04064	ACASE1	LinMoving	Min	0.000	-261.868	0.000	0.0000
5	0.04064	ACASE1	LinMoving	Min	0.000	-261.868	0.000	0.0000
5	0.08028	ACASE1	LinMoving	Min	0.000	-248.115	0.000	0.0000
5	0.08028	ACASE1	LinMoving	Min	0.000	-248.115	0.000	0.0000
5	0.11992	ACASE1	LinMoving	Min	0.000	-227.046	0.000	0.0000
5	0.11992	ACASE1	LinMoving	Min	0.000	-227.046	0.000	0.0000
5	0.15956	ACASE1	LinMoving	Min	0.000	-199.972	0.000	0.0000
5	0.15956	ACASE1	LinMoving	Min	0.000	-199.972	0.000	0.0000
5	0.16056	ACASE1	LinMoving	Min	0.000	-198.470	0.000	0.0000
6	0.00000	ACASE1	LinMoving	Max	603.393	68.689	0.000	0.0000
6	0.00100	ACASE1	LinMoving	Max	603.393	68.689	0.000	0.0000
6	0.00100	ACASE1	LinMoving	Max	603.393	68.689	0.000	0.0000
6	0.04347	ACASE1	LinMoving	Max	603.393	102.925	0.000	0.0000
6	0.04347	ACASE1	LinMoving	Max	603.393	102.925	0.000	0.0000
6	0.08594	ACASE1	LinMoving	Max	603.393	141.023	0.000	0.0000
6	0.08594	ACASE1	LinMoving	Max	603.393	141.023	0.000	0.0000
6	0.12840	ACASE1	LinMoving	Max	603.393	181.211	0.000	0.0000
6	0.12840	ACASE1	LinMoving	Max	603.393	181.211	0.000	0.0000
6	0.17087	ACASE1	LinMoving	Max	603.393	221.878	0.000	0.0000
6	0.17087	ACASE1	LinMoving	Max	603.393	221.878	0.000	0.0000
6	0.21334	ACASE1	LinMoving	Max	603.393	261.413	0.000	0.0000
6	0.21334	ACASE1	LinMoving	Max	603.393	261.413	0.000	0.0000
6	0.21434	ACASE1	LinMoving	Max	603.393	261.413	0.000	0.0000
6	0.00000	ACASE1	LinMoving	Min	0.000	-198.470	0.000	0.0000
6	0.00100	ACASE1	LinMoving	Min	0.000	-198.470	0.000	0.0000
6	0.00100	ACASE1	LinMoving	Min	0.000	-198.470	0.000	0.0000
6	0.04347	ACASE1	LinMoving	Min	0.000	-164.075	0.000	0.0000
6	0.04347	ACASE1	LinMoving	Min	0.000	-164.075	0.000	0.0000
6	0.08594	ACASE1	LinMoving	Min	0.000	-125.977	0.000	0.0000
6	0.08594	ACASE1	LinMoving	Min	0.000	-125.977	0.000	0.0000
6	0.12840	ACASE1	LinMoving	Min	0.000	-85.789	0.000	0.0000
6	0.12840	ACASE1	LinMoving	Min	0.000	-85.789	0.000	0.0000
6	0.17087	ACASE1	LinMoving	Min	0.000	-45.122	0.000	0.0000
6	0.17087	ACASE1	LinMoving	Min	0.000	-45.122	0.000	0.0000
6	0.21334	ACASE1	LinMoving	Min	0.000	-5.587	0.000	0.0000
6	0.21334	ACASE1	LinMoving	Min	0.000	-5.587	0.000	0.0000
6	0.21434	ACASE1	LinMoving	Min	0.000	-3.783	0.000	0.0000

Table: Element Forces - Frames, Part 2 of 2

Frame	Station m	OutputCase	StepType	M2 KN-m	M3 KN-m	FrameElem	ElemStation m
2	0.00000	ACASE1	Max	0.0000	1.9387	2-1	0.00000
2	0.34907	ACASE1	Max	0.0000	1.7098	2-1	0.34907
2	0.69813	ACASE1	Max	0.0000	1.4810	2-1	0.69813
2	0.00000	ACASE1	Min	0.0000	-3.2683	2-1	0.00000
2	0.34907	ACASE1	Min	0.0000	-2.1485	2-1	0.34907
2	0.69813	ACASE1	Min	0.0000	-1.0287	2-1	0.69813
4	0.00000	ACASE1	Max	0.0000	0.0000	4-1	0.00000
4	0.00100	ACASE1	Max	0.0000	0.0000	4-1	0.00100
4	0.00100	ACASE1	Max	0.0000	0.0000	4-1	0.00100
4	0.04125	ACASE1	Max	0.0000	0.0000	4-1	0.04125
4	0.04125	ACASE1	Max	0.0000	0.0000	4-1	0.04125
4	0.08150	ACASE1	Max	0.0000	0.0000	4-1	0.08150
4	0.08150	ACASE1	Max	0.0000	0.0000	4-1	0.08150
4	0.08250	ACASE1	Max	0.0000	0.0000	4-1	0.08250
4	0.00000	ACASE1	Min	0.0000	-21.7605	4-1	0.00000
4	0.00100	ACASE1	Min	0.0000	-21.4935	4-1	0.00100
4	0.00100	ACASE1	Min	0.0000	-21.4935	4-1	0.00100



Autorità Portuale di Taranto
 Interventi per il dragaggio di 2,3 M³ di sedimenti in area Molo Polisettoriale e per la realizzazione di un primo lotto della cassa di colmata funzionale all'ampliamento del V Sporgente del Porto di Taranto

Allegati alla relazione di calcolo strutturale allineamento "BC"

Data 05/2016
 Rev. B
 c.d.c.: C296A
 514B

4	0.04125	ACASE1	Min	0.0000	-10.7468	4-1	0.04125
4	0.04125	ACASE1	Min	0.0000	-10.7468	4-1	0.04125
4	0.08150	ACASE1	Min	0.0000	0.0000	4-1	0.08150
4	0.08150	ACASE1	Min	0.0000	0.0000	4-1	0.08150
4	0.08250	ACASE1	Min	0.0000	0.0000	4-1	0.08250
5	0.00000	ACASE1	Max	0.0000	7.2594	5-1	0.00000
5	0.00100	ACASE1	Max	0.0000	7.1907	5-1	0.00100
5	0.00100	ACASE1	Max	0.0000	7.1907	5-1	0.00100
5	0.04064	ACASE1	Max	0.0000	4.4679	5-1	0.04064
5	0.04064	ACASE1	Max	0.0000	4.4679	5-1	0.04064
5	0.08028	ACASE1	Max	0.0000	5.0704	5-1	0.08028
5	0.08028	ACASE1	Max	0.0000	5.0704	5-1	0.08028
5	0.11992	ACASE1	Max	0.0000	9.2465	5-1	0.11992
5	0.11992	ACASE1	Max	0.0000	9.2465	5-1	0.11992
5	0.15956	ACASE1	Max	0.0000	13.0397	5-1	0.15956
5	0.15956	ACASE1	Max	0.0000	13.0397	5-1	0.15956
5	0.16056	ACASE1	Max	0.0000	13.0062	5-1	0.16056
5	0.00000	ACASE1	Min	0.0000	-18.8677	5-1	0.00000
5	0.00100	ACASE1	Min	0.0000	-18.6677	5-1	0.00100
5	0.00100	ACASE1	Min	0.0000	-18.6677	5-1	0.00100
5	0.04064	ACASE1	Min	0.0000	-11.0114	5-1	0.04064
5	0.04064	ACASE1	Min	0.0000	-11.0114	5-1	0.04064
5	0.08028	ACASE1	Min	0.0000	-4.7702	5-1	0.08028
5	0.08028	ACASE1	Min	0.0000	-4.7702	5-1	0.08028
5	0.11992	ACASE1	Min	0.0000	-0.9953	5-1	0.11992
5	0.11992	ACASE1	Min	0.0000	-0.9953	5-1	0.11992
5	0.15956	ACASE1	Min	0.0000	-3.7006	5-1	0.15956
5	0.15956	ACASE1	Min	0.0000	-3.7006	5-1	0.15956
5	0.16056	ACASE1	Min	0.0000	-3.7693	5-1	0.16056
6	0.00000	ACASE1	Max	0.0000	13.0062	6-1	0.00000
6	0.00100	ACASE1	Max	0.0000	13.2046	6-1	0.00100
6	0.00100	ACASE1	Max	0.0000	13.2046	6-1	0.00100
6	0.04347	ACASE1	Max	0.0000	15.7963	6-1	0.04347
6	0.04347	ACASE1	Max	0.0000	15.7963	6-1	0.04347
6	0.08594	ACASE1	Max	0.0000	16.1692	6-1	0.08594
6	0.08594	ACASE1	Max	0.0000	16.1692	6-1	0.08594
6	0.12840	ACASE1	Max	0.0000	13.8313	6-1	0.12840
6	0.12840	ACASE1	Max	0.0000	13.8313	6-1	0.12840
6	0.17087	ACASE1	Max	0.0000	8.5643	6-1	0.17087
6	0.17087	ACASE1	Max	0.0000	8.5643	6-1	0.17087
6	0.21334	ACASE1	Max	0.0000	0.4237	6-1	0.21334
6	0.21334	ACASE1	Max	0.0000	0.4237	6-1	0.21334
6	0.21434	ACASE1	Max	0.0000	0.1622	6-1	0.21434
6	0.00000	ACASE1	Min	0.0000	-3.7693	6-1	0.00000
6	0.00100	ACASE1	Min	0.0000	-3.8380	6-1	0.00100
6	0.00100	ACASE1	Min	0.0000	-3.8380	6-1	0.00100
6	0.04347	ACASE1	Min	0.0000	-6.7551	6-1	0.04347
6	0.04347	ACASE1	Min	0.0000	-6.7551	6-1	0.04347
6	0.08594	ACASE1	Min	0.0000	-9.6722	6-1	0.08594
6	0.08594	ACASE1	Min	0.0000	-9.6722	6-1	0.08594
6	0.12840	ACASE1	Min	0.0000	-12.5893	6-1	0.12840
6	0.12840	ACASE1	Min	0.0000	-12.5893	6-1	0.12840
6	0.17087	ACASE1	Min	0.0000	-15.5064	6-1	0.17087
6	0.17087	ACASE1	Min	0.0000	-15.5064	6-1	0.17087
6	0.21334	ACASE1	Min	0.0000	-18.4235	6-1	0.21334
6	0.21334	ACASE1	Min	0.0000	-18.4235	6-1	0.21334
6	0.21434	ACASE1	Min	0.0000	-18.4922	6-1	0.21434

Table: Frame Auto Mesh Assignments

Frame	AutoMesh	AtJoints	AtFrames	NumSegments	MaxLength m	MaxDegrees Degrees
2	Yes	Yes	No	0	0.000000	0.000
4	Yes	Yes	No	0	0.000000	0.000
5	Yes	Yes	No	0	0.000000	0.000
6	Yes	Yes	No	0	0.000000	0.000

Table: Frame Design Procedures

Frame	DesignProc
2	From Material
4	From Material
5	From Material
6	From Material



Autorità Portuale di Taranto
Interventi per il dragaggio di 2,3 M³ di sedimenti in area Molo Polisettoriale e per la realizzazione di un primo lotto della cassa di colmata funzionale all'ampliamento del V Sporgente del Porto di Taranto

Allegati alla relazione di calcolo strutturale allineamento "BC"

Data 05/2016
Rev. B
c.d.c.: C296A
514B

Table: Frame Output Station Assignments

Frame	StationType	MinNumSta	MaxStaSpcg	AddAtElmInt	AddAtPtLoad
2	MinNumSta	3		Yes	Yes
4	MaxStaSpcg		0.50000	Yes	Yes
5	MaxStaSpcg		0.50000	Yes	Yes
6	MaxStaSpcg		0.50000	Yes	Yes

Table: Frame Section Assignments

Frame	SectionType	AutoSelect	AnalSect	DesignSect	MatProp
2	Rectangular	N.A.	PUNTONE	PUNTONE	Default
4	Rectangular	N.A.	ALETTA	ALETTA	Default
5	Rectangular	N.A.	ALETTA	ALETTA	Default
6	Rectangular	N.A.	ALETTA	ALETTA	Default

Table: Frame Section Properties 01 - General, Part 1 of 7

SectionName	Material	Shape	t3 m	t2 m	tf m	tw m
ALETTA	STEEL	Rectangular	0.024000	1.000000		
PUNTONE	STEEL	Rectangular	0.016000	1.000000		
W10X112	STEEL	I/Wide Flange	0.289560	0.264160	0.031750	0.019177
W10X12	STEEL	I/Wide Flange	0.250698	0.100584	0.005334	0.004826
W10X49	STEEL	I/Wide Flange	0.253492	0.254000	0.014224	0.008636
W10X68	STEEL	I/Wide Flange	0.264160	0.256540	0.019558	0.011938
W10X88	STEEL	I/Wide Flange	0.274320	0.261620	0.025146	0.015367
W12X136	STEEL	I/Wide Flange	0.340360	0.314960	0.031750	0.020066
W12X14	STEEL	I/Wide Flange	0.302260	0.100838	0.005715	0.005080
W12X16	STEEL	I/Wide Flange	0.304800	0.101346	0.006731	0.005588
W12X19	STEEL	I/Wide Flange	0.309880	0.101854	0.008890	0.005969
W12X190	STEEL	I/Wide Flange	0.365760	0.322580	0.044196	0.026924
W12X65	STEEL	I/Wide Flange	0.307340	0.304800	0.015367	0.009906
W12X96	STEEL	I/Wide Flange	0.322580	0.309880	0.022860	0.013970
W14X109	STEEL	I/Wide Flange	0.363220	0.370840	0.021844	0.013335
W14X132	STEEL	I/Wide Flange	0.373380	0.373380	0.026162	0.016383
W14X159	STEEL	I/Wide Flange	0.381000	0.396240	0.030226	0.018923
W14X211	STEEL	I/Wide Flange	0.398780	0.401320	0.039624	0.024892
W14X22	STEEL	I/Wide Flange	0.347980	0.127000	0.008509	0.005842
W14X257	STEEL	I/Wide Flange	0.416560	0.406400	0.048006	0.029972
W14X311	STEEL	I/Wide Flange	0.434340	0.411480	0.057404	0.035814
W14X370	STEEL	I/Wide Flange	0.454660	0.419100	0.067564	0.042164
W14X426	STEEL	I/Wide Flange	0.474980	0.424180	0.077216	0.047752
W14X90	STEEL	I/Wide Flange	0.355600	0.368300	0.018034	0.011176
W16X26	STEEL	I/Wide Flange	0.398780	0.139700	0.008763	0.006350
W16X31	STEEL	I/Wide Flange	0.403860	0.140462	0.011176	0.006985
W18X119	STEEL	I/Wide Flange	0.482600	0.287020	0.026924	0.016637
W18X35	STEEL	I/Wide Flange	0.449580	0.152400	0.010795	0.007620
W18X40	STEEL	I/Wide Flange	0.454660	0.152908	0.013335	0.008001
W18X55	STEEL	I/Wide Flange	0.459740	0.191262	0.016002	0.009906
W18X65	STEEL	I/Wide Flange	0.467360	0.192786	0.019050	0.011430
W18X76	STEEL	I/Wide Flange	0.462280	0.279400	0.017272	0.010795
W18X97	STEEL	I/Wide Flange	0.472440	0.281940	0.022098	0.013589
W21X44	STEEL	I/Wide Flange	0.525780	0.165100	0.011430	0.008890
W21X50	STEEL	I/Wide Flange	0.528320	0.165862	0.013589	0.009652
W24X103	STEEL	I/Wide Flange	0.622300	0.228600	0.024892	0.013970
W24X117	STEEL	I/Wide Flange	0.617220	0.325120	0.021590	0.013970
W24X131	STEEL	I/Wide Flange	0.622300	0.327660	0.024384	0.015367
W24X146	STEEL	I/Wide Flange	0.627380	0.327660	0.027686	0.016510
W24X162	STEEL	I/Wide Flange	0.635000	0.330200	0.030988	0.017907
W24X176	STEEL	I/Wide Flange	0.640080	0.327660	0.034036	0.019050
W24X207	STEEL	I/Wide Flange	0.652780	0.330200	0.039878	0.022098
W24X250	STEEL	I/Wide Flange	0.668020	0.335280	0.048006	0.026416
W24X335	STEEL	I/Wide Flange	0.698500	0.342900	0.062992	0.035052
W24X55	STEEL	I/Wide Flange	0.599440	0.178054	0.012827	0.010033
W24X62	STEEL	I/Wide Flange	0.601980	0.178816	0.014986	0.010922
W24X68	STEEL	I/Wide Flange	0.601980	0.227838	0.014859	0.010541
W24X76	STEEL	I/Wide Flange	0.607060	0.228346	0.017272	0.011176
W27X84	STEEL	I/Wide Flange	0.678180	0.252984	0.016256	0.011684
W27X94	STEEL	I/Wide Flange	0.683260	0.253746	0.018923	0.012446
W30X108	STEEL	I/Wide Flange	0.756920	0.266700	0.019304	0.013843
W30X116	STEEL	I/Wide Flange	0.762000	0.266700	0.021590	0.014351
W30X148	STEEL	I/Wide Flange	0.779780	0.266700	0.029972	0.016510
W30X173	STEEL	I/Wide Flange	0.772160	0.381000	0.027178	0.016637



Autorità Portuale di Taranto
 Interventi per il dragaggio di 2,3 M³ di sedimenti in area Molo Polisettoriale e per la realizzazione di un primo lotto della cassa di colmata funzionale all'ampliamento del V Sporgente del Porto di Taranto

Allegati alla relazione di calcolo strutturale allineamento "BC"

Data 05/2016
 Rev. B
 c.d.c.: C296A
 514B

W30X191	STEEL	I/Wide Flange	0.779780	0.381000	0.030226	0.018034
W30X99	STEEL	I/Wide Flange	0.754380	0.266700	0.017018	0.013208
W33X118	STEEL	I/Wide Flange	0.835660	0.292100	0.018796	0.013970
W33X130	STEEL	I/Wide Flange	0.840740	0.292100	0.021717	0.014732
W36X135	STEEL	I/Wide Flange	0.904240	0.304800	0.020066	0.015240
W36X150	STEEL	I/Wide Flange	0.911860	0.304800	0.023876	0.015875
W36X194	STEEL	I/Wide Flange	0.927100	0.307340	0.032004	0.019431
W36X210	STEEL	I/Wide Flange	0.932180	0.309880	0.034544	0.021082
W36X230	STEEL	I/Wide Flange	0.911860	0.419100	0.032004	0.019304
W36X260	STEEL	I/Wide Flange	0.922020	0.421640	0.036576	0.021336
W36X300	STEEL	I/Wide Flange	0.932180	0.424180	0.042672	0.024003
W8X10	STEEL	I/Wide Flange	0.200406	0.100076	0.005207	0.004318
W8X24	STEEL	I/Wide Flange	0.201422	0.165100	0.010160	0.006223
W8X31	STEEL	I/Wide Flange	0.203200	0.203200	0.011049	0.007239
W8X40	STEEL	I/Wide Flange	0.209550	0.204978	0.014224	0.009144
W8X58	STEEL	I/Wide Flange	0.222250	0.208788	0.020574	0.012954
W8X67	STEEL	I/Wide Flange	0.228600	0.210312	0.023749	0.014478

Table: Frame Section Properties 01 - General, Part 2 of 7

SectionName	t2b m	tfb m	Area m2	TorsConst m4	I33 m4	I22 m4	AS2 m2
ALETTA			0.024000	4.538E-06	1.152E-06	0.002000	0.020000
PUNTONI			0.016000	1.352E-06	3.413E-07	0.001333	0.013333
W10X112	0.264160	0.031750	0.021226	6.285E-06	0.000298	0.000098	0.005553
W10X12	0.100584	0.005334	0.002284	2.277E-08	0.000022	9.074E-07	0.001210
W10X49	0.254000	0.014224	0.009290	5.786E-07	0.000113	0.000039	0.002189
W10X68	0.256540	0.019558	0.012903	1.482E-06	0.000164	0.000056	0.003154
W10X88	0.261620	0.025146	0.016710	3.134E-06	0.000222	0.000075	0.004215
W12X136	0.314960	0.031750	0.025742	7.700E-06	0.000516	0.000166	0.006830
W12X14	0.100838	0.005715	0.002684	2.930E-08	0.000037	9.823E-07	0.001535
W12X16	0.101346	0.006731	0.003039	4.287E-08	0.000043	1.174E-06	0.001703
W12X19	0.101854	0.008890	0.003594	7.492E-08	0.000054	1.565E-06	0.001850
W12X190	0.322580	0.044196	0.036000	0.000020	0.000787	0.000245	0.009848
W12X65	0.304800	0.015367	0.012323	9.074E-07	0.000222	0.000072	0.003045
W12X96	0.309880	0.022860	0.018194	2.851E-06	0.000347	0.000112	0.004506
W14X109	0.370840	0.021844	0.020645	2.964E-06	0.000516	0.000186	0.004844
W14X132	0.373380	0.026162	0.025032	5.120E-06	0.000637	0.000228	0.006117
W14X159	0.396240	0.030226	0.030129	8.200E-06	0.000791	0.000311	0.007210
W14X211	0.401320	0.039624	0.040000	0.000019	0.001107	0.000429	0.009926
W14X22	0.127000	0.008509	0.004187	8.658E-08	0.000083	2.914E-06	0.002033
W14X257	0.406400	0.048006	0.048774	0.000033	0.001415	0.000537	0.012485
W14X311	0.411480	0.057404	0.058968	0.000057	0.001802	0.000670	0.015555
W14X370	0.419100	0.067564	0.070322	0.000092	0.002264	0.000828	0.019170
W14X426	0.424180	0.077216	0.080645	0.000138	0.002747	0.000982	0.022681
W14X90	0.368300	0.018034	0.017097	1.690E-06	0.000416	0.000151	0.003974
W16X26	0.139700	0.008763	0.004955	1.091E-07	0.000125	3.992E-06	0.002532
W16X31	0.140462	0.011176	0.005890	1.919E-07	0.000156	5.161E-06	0.002821
W18X119	0.287020	0.026924	0.022645	4.412E-06	0.000912	0.000105	0.008029
W18X35	0.152400	0.010795	0.006645	2.106E-07	0.000212	6.368E-06	0.003426
W18X40	0.152908	0.013335	0.007613	3.371E-07	0.000255	7.950E-06	0.003638
W18X55	0.191262	0.016002	0.010452	6.909E-07	0.000370	0.000019	0.004554
W18X65	0.192786	0.019050	0.012323	1.136E-06	0.000445	0.000023	0.005342
W18X76	0.279400	0.017272	0.014387	1.178E-06	0.000554	0.000063	0.004990
W18X97	0.281940	0.022098	0.018387	2.439E-06	0.000728	0.000084	0.006420
W21X44	0.165100	0.011430	0.008387	3.205E-07	0.000351	8.616E-06	0.004674
W21X50	0.165862	0.013589	0.009484	4.745E-07	0.000410	0.000010	0.005099
W24X103	0.228600	0.024892	0.019548	2.943E-06	0.001249	0.000050	0.008694
W24X117	0.325120	0.021590	0.022194	2.797E-06	0.001473	0.000124	0.008623
W24X131	0.327660	0.024384	0.024839	3.954E-06	0.001673	0.000142	0.009563
W24X146	0.327660	0.027686	0.027742	5.578E-06	0.001906	0.000163	0.010358
W24X162	0.330200	0.030988	0.030774	7.700E-06	0.002152	0.000184	0.011371
W24X176	0.327660	0.034036	0.033355	9.948E-06	0.002364	0.000199	0.012194
W24X207	0.330200	0.039878	0.039161	0.000016	0.002839	0.000241	0.014425
W24X250	0.335280	0.048006	0.047419	0.000028	0.003534	0.000301	0.017646
W24X335	0.342900	0.062992	0.063484	0.000063	0.004953	0.000429	0.024484
W24X55	0.178054	0.012827	0.010516	5.161E-07	0.000566	0.000012	0.006014
W24X62	0.178816	0.014986	0.011806	7.367E-07	0.000649	0.000014	0.006575
W24X68	0.227838	0.014859	0.012968	7.784E-07	0.000762	0.000029	0.006345
W24X76	0.228346	0.017272	0.014452	1.116E-06	0.000874	0.000034	0.006785
W27X84	0.252984	0.016256	0.016000	1.170E-06	0.001186	0.000044	0.007924
W27X94	0.253746	0.018923	0.017871	1.677E-06	0.001361	0.000052	0.008504
W30X108	0.266700	0.019304	0.020452	2.077E-06	0.001861	0.000061	0.010478
W30X116	0.266700	0.021590	0.022064	2.676E-06	0.002052	0.000068	0.010935
W30X148	0.266700	0.029972	0.028064	6.035E-06	0.002780	0.000094	0.012874
W30X173	0.381000	0.027178	0.032903	6.493E-06	0.003426	0.000249	0.012846
W30X191	0.381000	0.030226	0.036323	8.741E-06	0.003829	0.000280	0.014063
W30X99	0.266700	0.017018	0.018774	1.569E-06	0.001661	0.000053	0.009964
W33X118	0.292100	0.018796	0.022387	2.206E-06	0.002456	0.000078	0.011674



Autorità Portuale di Taranto
Interventi per il dragaggio di 2,3 M³ di sedimenti in area Molo Polisettoriale e per la realizzazione di un primo lotto della cassa di colmata funzionale all'ampliamento del V Sporgente del Porto di Taranto

Allegati alla relazione di calcolo strutturale allineamento "BC"

Data 05/2016
Rev. B
c.d.c.: C296A
514B



W33X130	0.292100	0.021717	0.024710	3.068E-06	0.002793	0.000091	0.012386
W36X135	0.304800	0.020066	0.025613	2.914E-06	0.003247	0.000094	0.013781
W36X150	0.304800	0.023876	0.028516	4.204E-06	0.003763	0.000112	0.014476
W36X194	0.307340	0.032004	0.036774	9.240E-06	0.005036	0.000156	0.018014
W36X210	0.309880	0.034544	0.039871	0.000012	0.005494	0.000171	0.019652
W36X230	0.419100	0.032004	0.043613	0.000012	0.006243	0.000391	0.017603
W36X260	0.421640	0.036576	0.049355	0.000017	0.007201	0.000454	0.019672
W36X300	0.424180	0.042672	0.056968	0.000027	0.008449	0.000541	0.022375
W8X10	0.100076	0.005207	0.001910	1.773E-08	0.000013	8.699E-07	0.000865
W8X24	0.165100	0.010160	0.004568	1.440E-07	0.000034	7.617E-06	0.001253
W8X31	0.203200	0.011049	0.005884	2.231E-07	0.000046	0.000015	0.001471
W8X40	0.204978	0.014224	0.007548	4.662E-07	0.000061	0.000020	0.001916
W8X58	0.208788	0.020574	0.011032	1.386E-06	0.000095	0.000031	0.002879
W8X67	0.210312	0.023749	0.012710	2.102E-06	0.000113	0.000037	0.003310

Table: Frame Section Properties 01 - General, Part 3 of 7

SectionName	AS3 m2	S33 m3	S22 m3	Z33 m3	Z22 m3	R33 m	R22 m
ALETTA	0.020000	0.000096	0.004000	0.000144	0.006000	0.006928	0.288675
PUNTONE	0.013333	0.000043	0.002667	0.000064	0.004000	0.004619	0.288675
W10X112	0.013978	0.002058	0.000744	0.002409	0.001134	0.118493	0.068029
W10X12	0.000894	0.000179	0.000018	0.000206	0.000029	0.099020	0.019932
W10X49	0.006021	0.000893	0.000306	0.000990	0.000464	0.110392	0.064688
W10X68	0.008362	0.001242	0.000435	0.001398	0.000657	0.112737	0.065746
W10X88	0.010964	0.001620	0.000570	0.001852	0.000870	0.115333	0.066774
W12X136	0.016667	0.003033	0.001052	0.003507	0.001606	0.141598	0.080221
W12X14	0.000960	0.000244	0.000019	0.000285	0.000031	0.117221	0.019131
W12X16	0.001137	0.000281	0.000023	0.000329	0.000037	0.118780	0.019654
W12X19	0.001509	0.000349	0.000031	0.000405	0.000049	0.122709	0.020869
W12X190	0.023761	0.004302	0.001520	0.005096	0.002343	0.147825	0.082523
W12X65	0.007806	0.001444	0.000475	0.001586	0.000723	0.134178	0.076664
W12X96	0.011806	0.002150	0.000725	0.002409	0.001106	0.138048	0.078594
W14X109	0.013501	0.002842	0.001003	0.003146	0.001519	0.158114	0.094932
W14X132	0.016281	0.003411	0.001222	0.003835	0.001852	0.159501	0.095457
W14X159	0.019961	0.004151	0.001571	0.004703	0.002393	0.162014	0.101654
W14X211	0.026503	0.005553	0.002137	0.006391	0.003245	0.166371	0.103528
W14X22	0.001801	0.000476	0.000046	0.000544	0.000072	0.140649	0.026379
W14X257	0.032516	0.006795	0.002642	0.007981	0.004031	0.170338	0.104922
W14X311	0.039368	0.008299	0.003257	0.009881	0.004982	0.174825	0.106604
W14X370	0.047193	0.009960	0.003953	0.012061	0.006063	0.179440	0.108529
W14X426	0.054589	0.011567	0.004632	0.014240	0.007112	0.184566	0.110366
W14X90	0.011070	0.002339	0.000818	0.002573	0.001239	0.155953	0.093878
W16X26	0.002040	0.000628	0.000057	0.000724	0.000090	0.159014	0.028383
W16X31	0.002616	0.000773	0.000073	0.000885	0.000115	0.162785	0.029601
W18X119	0.012880	0.003778	0.000734	0.004293	0.001132	0.200633	0.068193
W18X35	0.002742	0.000944	0.000084	0.001090	0.000132	0.178731	0.030957
W18X40	0.003398	0.001121	0.000104	0.001285	0.000163	0.182923	0.032315
W18X55	0.005101	0.001612	0.000195	0.001835	0.000303	0.188266	0.042286
W18X65	0.006121	0.001906	0.000237	0.002179	0.000369	0.190112	0.043024
W18X76	0.008043	0.002395	0.000453	0.002671	0.000692	0.196158	0.066314
W18X97	0.010384	0.003084	0.000593	0.003458	0.000906	0.199035	0.067454
W21X44	0.003145	0.001335	0.000104	0.001563	0.000167	0.204539	0.032051
W21X50	0.003756	0.001550	0.000125	0.001803	0.000200	0.207813	0.033058
W24X103	0.009484	0.004013	0.000433	0.004588	0.000680	0.252739	0.050337
W24X117	0.011699	0.004775	0.000760	0.005359	0.001170	0.257665	0.074633
W24X131	0.013316	0.005378	0.000864	0.006063	0.001336	0.259547	0.075482
W24X146	0.015119	0.006077	0.000993	0.006850	0.001527	0.262139	0.076593
W24X162	0.017054	0.006778	0.001117	0.007669	0.001721	0.264436	0.077406
W24X176	0.018587	0.007387	0.001217	0.008374	0.001885	0.266233	0.077314
W24X207	0.021946	0.008697	0.001457	0.009931	0.002245	0.269235	0.078380
W24X250	0.026826	0.010580	0.001798	0.012192	0.002802	0.272988	0.079719
W24X335	0.036000	0.014182	0.002501	0.016715	0.003900	0.279325	0.082178
W24X55	0.003806	0.001889	0.000136	0.002212	0.000220	0.232011	0.033938
W24X62	0.004466	0.002157	0.000161	0.002524	0.000259	0.234515	0.034875
W24X68	0.005642	0.002531	0.000257	0.002901	0.000401	0.242360	0.047536
W24X76	0.006573	0.002880	0.000301	0.003277	0.000469	0.245934	0.048746
W27X84	0.006854	0.003498	0.000349	0.003998	0.000544	0.272289	0.052512
W27X94	0.008003	0.003984	0.000407	0.004556	0.000636	0.275974	0.053741
W30X108	0.008581	0.004916	0.000456	0.005670	0.000719	0.301618	0.054511
W30X116	0.009597	0.005386	0.000512	0.006194	0.000806	0.304961	0.055621
W30X148	0.013323	0.007131	0.000709	0.008194	0.001114	0.314758	0.058023
W30X173	0.017258	0.008873	0.001307	0.009947	0.002016	0.322663	0.068976
W30X191	0.019194	0.009822	0.001470	0.011061	0.002261	0.324693	0.078191
W30X99	0.007565	0.004403	0.000400	0.005113	0.000633	0.297422	0.053271
W33X118	0.009151	0.005877	0.000533	0.006801	0.000841	0.331204	0.058964
W33X130	0.010573	0.006644	0.000621	0.007653	0.000975	0.336198	0.060599
W36X135	0.010194	0.007181	0.000615	0.008341	0.000978	0.356029	0.060469
W36X150	0.012129	0.008253	0.000737	0.009521	0.001162	0.363251	0.062778



Autorità Portuale di Taranto
Interventi per il dragaggio di 2,3 M m³ di sedimenti in area Molo Polisettoriale e per la realizzazione di un primo lotto della cassa di colmata funzionale all'ampliamento del V Sporgente del Porto di Taranto

Allegati alla relazione di calcolo strutturale allineamento "BC"

Data 05/2016
Rev. B
c.d.c.: C296A
514B



W36X194	0.016394	0.010865	0.001016	0.012569	0.001601	0.370074	0.065150
W36X210	0.017841	0.011788	0.001104	0.013650	0.001753	0.371216	0.065503
W36X230	0.022355	0.013694	0.001867	0.015453	0.002884	0.378361	0.094716
W36X260	0.025703	0.015620	0.002152	0.017698	0.003343	0.381967	0.095877
W36X300	0.030168	0.018128	0.002551	0.020648	0.003949	0.385125	0.097460
W8X10	0.000868	0.000128	0.000017	0.000145	0.000027	0.081934	0.021343
W8X24	0.002796	0.000342	0.000092	0.000379	0.000140	0.086810	0.040836
W8X31	0.003742	0.000451	0.000152	0.000498	0.000231	0.088213	0.051230
W8X40	0.004859	0.000580	0.000199	0.000652	0.000303	0.089726	0.052033
W8X58	0.007159	0.000854	0.000299	0.000980	0.000457	0.092748	0.053230
W8X67	0.008324	0.000991	0.000351	0.001149	0.000536	0.094381	0.053866

Table: Frame Section Properties 01 - General, Part 4 of 7

SectionName	ConcCol	ConcBeam	Color	TotalWt KN	TotalMass KN-s2/m	FromFile	AMod
ALETTA	No	No	Blue	0.862	8.617E-02	No	1.000000
PUNSTONE	No	No	Blue	0.877	8.769E-02	No	1.000000
W10X112	No	No	White	0.000	0.00	Yes	1.000000
W10X12	No	No	Cyan	0.000	0.00	Yes	1.000000
W10X49	No	No	Red	0.000	0.00	Yes	1.000000
W10X68	No	No	Magenta	0.000	0.00	Yes	1.000000
W10X88	No	No	Yellow	0.000	0.00	Yes	1.000000
W12X136	No	No	Magenta	0.000	0.00	Yes	1.000000
W12X14	No	No	Gray8Dark	0.000	0.00	Yes	1.000000
W12X16	No	No	Blue	0.000	0.00	Yes	1.000000
W12X19	No	No	Green	0.000	0.00	Yes	1.000000
W12X190	No	No	Yellow	0.000	0.00	Yes	1.000000
W12X65	No	No	Cyan	0.000	0.00	Yes	1.000000
W12X96	No	No	Red	0.000	0.00	Yes	1.000000
W14X109	No	No	Blue	0.000	0.00	Yes	1.000000
W14X132	No	No	Green	0.000	0.00	Yes	1.000000
W14X159	No	No	Cyan	0.000	0.00	Yes	1.000000
W14X211	No	No	Red	0.000	0.00	Yes	1.000000
W14X22	No	No	White	0.000	0.00	Yes	1.000000
W14X257	No	No	Magenta	0.000	0.00	Yes	1.000000
W14X311	No	No	Yellow	0.000	0.00	Yes	1.000000
W14X370	No	No	White	0.000	0.00	Yes	1.000000
W14X426	No	No	Gray8Dark	0.000	0.00	Yes	1.000000
W14X90	No	No	Gray8Dark	0.000	0.00	Yes	1.000000
W16X26	No	No	Blue	0.000	0.00	Yes	1.000000
W16X31	No	No	Green	0.000	0.00	Yes	1.000000
W18X119	No	No	Red	0.000	0.00	Yes	1.000000
W18X35	No	No	Yellow	0.000	0.00	Yes	1.000000
W18X40	No	No	White	0.000	0.00	Yes	1.000000
W18X55	No	No	Gray8Dark	0.000	0.00	Yes	1.000000
W18X65	No	No	Blue	0.000	0.00	Yes	1.000000
W18X76	No	No	Green	0.000	0.00	Yes	1.000000
W18X97	No	No	Cyan	0.000	0.00	Yes	1.000000
W21X44	No	No	Magenta	0.000	0.00	Yes	1.000000
W21X50	No	No	Yellow	0.000	0.00	Yes	1.000000
W24X103	No	No	Cyan	0.000	0.00	Yes	1.000000
W24X117	No	No	Red	0.000	0.00	Yes	1.000000
W24X131	No	No	Magenta	0.000	0.00	Yes	1.000000
W24X146	No	No	Yellow	0.000	0.00	Yes	1.000000
W24X162	No	No	White	0.000	0.00	Yes	1.000000
W24X176	No	No	Gray8Dark	0.000	0.00	Yes	1.000000
W24X207	No	No	Blue	0.000	0.00	Yes	1.000000
W24X250	No	No	Green	0.000	0.00	Yes	1.000000
W24X335	No	No	Cyan	0.000	0.00	Yes	1.000000
W24X55	No	No	White	0.000	0.00	Yes	1.000000
W24X62	No	No	Gray8Dark	0.000	0.00	Yes	1.000000
W24X68	No	No	Blue	0.000	0.00	Yes	1.000000
W24X76	No	No	Green	0.000	0.00	Yes	1.000000
W27X84	No	No	Red	0.000	0.00	Yes	1.000000
W27X94	No	No	Magenta	0.000	0.00	Yes	1.000000
W30X108	No	No	White	0.000	0.00	Yes	1.000000
W30X116	No	No	Gray8Dark	0.000	0.00	Yes	1.000000
W30X148	No	No	Blue	0.000	0.00	Yes	1.000000
W30X173	No	No	Green	0.000	0.00	Yes	1.000000
W30X191	No	No	Cyan	0.000	0.00	Yes	1.000000
W30X99	No	No	Yellow	0.000	0.00	Yes	1.000000
W33X118	No	No	Red	0.000	0.00	Yes	1.000000
W33X130	No	No	Magenta	0.000	0.00	Yes	1.000000
W36X135	No	No	Yellow	0.000	0.00	Yes	1.000000
W36X150	No	No	White	0.000	0.00	Yes	1.000000
W36X194	No	No	Gray8Dark	0.000	0.00	Yes	1.000000
W36X210	No	No	Blue	0.000	0.00	Yes	1.000000
W36X230	No	No	Green	0.000	0.00	Yes	1.000000



Autorità Portuale di Taranto
Interventi per il dragaggio di 2,3 M m³ di sedimenti in area Molo Polisettoriale e per la realizzazione di un primo lotto della cassa di colmata funzionale all'ampliamento del V Sporgente del Porto di Taranto

Allegati alla relazione di calcolo strutturale allineamento "BC"

Data 05/2016
Rev. B
c.d.c.: C296A
514B



W36X260	No	No	Cyan	0.000	0.00	Yes	1.000000
W36X300	No	No	Red	0.000	0.00	Yes	1.000000
W8X10	No	No	Magenta	0.000	0.00	Yes	1.000000
W8X24	No	No	Yellow	0.000	0.00	Yes	1.000000
W8X31	No	No	White	0.000	0.00	Yes	1.000000
W8X40	No	No	Gray8Dark	0.000	0.00	Yes	1.000000
W8X58	No	No	Blue	0.000	0.00	Yes	1.000000
W8X67	No	No	Green	0.000	0.00	Yes	1.000000

Table: Frame Section Properties 01 - General, Part 5 of 7

SectionName	A2Mod	A3Mod	JMod	I2Mod	I3Mod	MMod	WMod
ALETTA	1.000000	1.000000	1.000000	1.000000	1.000000	1.000000	1.000000
PUNTONE	1.000000	1.000000	1.000000	1.000000	1.000000	1.000000	1.000000
W10X112	1.000000	1.000000	1.000000	1.000000	1.000000	1.000000	1.000000
W10X12	1.000000	1.000000	1.000000	1.000000	1.000000	1.000000	1.000000
W10X49	1.000000	1.000000	1.000000	1.000000	1.000000	1.000000	1.000000
W10X68	1.000000	1.000000	1.000000	1.000000	1.000000	1.000000	1.000000
W10X88	1.000000	1.000000	1.000000	1.000000	1.000000	1.000000	1.000000
W12X136	1.000000	1.000000	1.000000	1.000000	1.000000	1.000000	1.000000
W12X14	1.000000	1.000000	1.000000	1.000000	1.000000	1.000000	1.000000
W12X16	1.000000	1.000000	1.000000	1.000000	1.000000	1.000000	1.000000
W12X19	1.000000	1.000000	1.000000	1.000000	1.000000	1.000000	1.000000
W12X190	1.000000	1.000000	1.000000	1.000000	1.000000	1.000000	1.000000
W12X65	1.000000	1.000000	1.000000	1.000000	1.000000	1.000000	1.000000
W12X96	1.000000	1.000000	1.000000	1.000000	1.000000	1.000000	1.000000
W14X109	1.000000	1.000000	1.000000	1.000000	1.000000	1.000000	1.000000
W14X132	1.000000	1.000000	1.000000	1.000000	1.000000	1.000000	1.000000
W14X159	1.000000	1.000000	1.000000	1.000000	1.000000	1.000000	1.000000
W14X211	1.000000	1.000000	1.000000	1.000000	1.000000	1.000000	1.000000
W14X22	1.000000	1.000000	1.000000	1.000000	1.000000	1.000000	1.000000
W14X257	1.000000	1.000000	1.000000	1.000000	1.000000	1.000000	1.000000
W14X311	1.000000	1.000000	1.000000	1.000000	1.000000	1.000000	1.000000
W14X370	1.000000	1.000000	1.000000	1.000000	1.000000	1.000000	1.000000
W14X426	1.000000	1.000000	1.000000	1.000000	1.000000	1.000000	1.000000
W14X90	1.000000	1.000000	1.000000	1.000000	1.000000	1.000000	1.000000
W16X26	1.000000	1.000000	1.000000	1.000000	1.000000	1.000000	1.000000
W16X31	1.000000	1.000000	1.000000	1.000000	1.000000	1.000000	1.000000
W18X119	1.000000	1.000000	1.000000	1.000000	1.000000	1.000000	1.000000
W18X35	1.000000	1.000000	1.000000	1.000000	1.000000	1.000000	1.000000
W18X40	1.000000	1.000000	1.000000	1.000000	1.000000	1.000000	1.000000
W18X55	1.000000	1.000000	1.000000	1.000000	1.000000	1.000000	1.000000
W18X65	1.000000	1.000000	1.000000	1.000000	1.000000	1.000000	1.000000
W18X76	1.000000	1.000000	1.000000	1.000000	1.000000	1.000000	1.000000
W18X97	1.000000	1.000000	1.000000	1.000000	1.000000	1.000000	1.000000
W21X44	1.000000	1.000000	1.000000	1.000000	1.000000	1.000000	1.000000
W21X50	1.000000	1.000000	1.000000	1.000000	1.000000	1.000000	1.000000
W24X103	1.000000	1.000000	1.000000	1.000000	1.000000	1.000000	1.000000
W24X117	1.000000	1.000000	1.000000	1.000000	1.000000	1.000000	1.000000
W24X131	1.000000	1.000000	1.000000	1.000000	1.000000	1.000000	1.000000
W24X146	1.000000	1.000000	1.000000	1.000000	1.000000	1.000000	1.000000
W24X162	1.000000	1.000000	1.000000	1.000000	1.000000	1.000000	1.000000
W24X176	1.000000	1.000000	1.000000	1.000000	1.000000	1.000000	1.000000
W24X207	1.000000	1.000000	1.000000	1.000000	1.000000	1.000000	1.000000
W24X250	1.000000	1.000000	1.000000	1.000000	1.000000	1.000000	1.000000
W24X335	1.000000	1.000000	1.000000	1.000000	1.000000	1.000000	1.000000
W24X55	1.000000	1.000000	1.000000	1.000000	1.000000	1.000000	1.000000
W24X62	1.000000	1.000000	1.000000	1.000000	1.000000	1.000000	1.000000
W24X68	1.000000	1.000000	1.000000	1.000000	1.000000	1.000000	1.000000
W24X76	1.000000	1.000000	1.000000	1.000000	1.000000	1.000000	1.000000
W27X84	1.000000	1.000000	1.000000	1.000000	1.000000	1.000000	1.000000
W27X94	1.000000	1.000000	1.000000	1.000000	1.000000	1.000000	1.000000
W30X108	1.000000	1.000000	1.000000	1.000000	1.000000	1.000000	1.000000
W30X116	1.000000	1.000000	1.000000	1.000000	1.000000	1.000000	1.000000
W30X148	1.000000	1.000000	1.000000	1.000000	1.000000	1.000000	1.000000
W30X173	1.000000	1.000000	1.000000	1.000000	1.000000	1.000000	1.000000
W30X191	1.000000	1.000000	1.000000	1.000000	1.000000	1.000000	1.000000
W30X99	1.000000	1.000000	1.000000	1.000000	1.000000	1.000000	1.000000
W33X118	1.000000	1.000000	1.000000	1.000000	1.000000	1.000000	1.000000
W33X130	1.000000	1.000000	1.000000	1.000000	1.000000	1.000000	1.000000
W36X135	1.000000	1.000000	1.000000	1.000000	1.000000	1.000000	1.000000
W36X150	1.000000	1.000000	1.000000	1.000000	1.000000	1.000000	1.000000
W36X194	1.000000	1.000000	1.000000	1.000000	1.000000	1.000000	1.000000
W36X210	1.000000	1.000000	1.000000	1.000000	1.000000	1.000000	1.000000
W36X230	1.000000	1.000000	1.000000	1.000000	1.000000	1.000000	1.000000
W36X260	1.000000	1.000000	1.000000	1.000000	1.000000	1.000000	1.000000
W36X300	1.000000	1.000000	1.000000	1.000000	1.000000	1.000000	1.000000
W8X10	1.000000	1.000000	1.000000	1.000000	1.000000	1.000000	1.000000



Autorità Portuale di Taranto
 Interventi per il dragaggio di 2,3 M m³ di sedimenti in area Molo Polisettoriale e per la realizzazione di un primo lotto della cassa di colmata funzionale all'ampliamento del V Sporgente del Porto di Taranto

Allegati alla relazione di calcolo strutturale allineamento "BC"

Data 05/2016
 Rev. B
 c.d.c.: C296A
 514B



W8X24	1.000000	1.000000	1.000000	1.000000	1.000000	1.000000	1.000000
W8X31	1.000000	1.000000	1.000000	1.000000	1.000000	1.000000	1.000000
W8X40	1.000000	1.000000	1.000000	1.000000	1.000000	1.000000	1.000000
W8X58	1.000000	1.000000	1.000000	1.000000	1.000000	1.000000	1.000000
W8X67	1.000000	1.000000	1.000000	1.000000	1.000000	1.000000	1.000000

Table: Frame Section Properties 01 - General, Part 6 of 7

SectionName	SectInFile	FileName	GUID
ALETTA			
PUNTONI			
W10X112	W10X112	D:\Programmi\Sap2000_v10\Sections8.pro	
W10X12	W10X12	D:\Programmi\Sap2000_v10\Sections8.pro	
W10X49	W10X49	D:\Programmi\Sap2000_v10\Sections8.pro	
W10X68	W10X68	D:\Programmi\Sap2000_v10\Sections8.pro	
W10X88	W10X88	D:\Programmi\Sap2000_v10\Sections8.pro	
W12X136	W12X136	D:\Programmi\Sap2000_v10\Sections8.pro	
W12X14	W12X14	D:\Programmi\Sap2000_v10\Sections8.pro	
W12X16	W12X16	D:\Programmi\Sap2000_v10\Sections8.pro	
W12X19	W12X19	D:\Programmi\Sap2000_v10\Sections8.pro	
W12X190	W12X190	D:\Programmi\Sap2000_v10\Sections8.pro	
W12X65	W12X65	D:\Programmi\Sap2000_v10\Sections8.pro	
W12X96	W12X96	D:\Programmi\Sap2000_v10\Sections8.pro	
W14X109	W14X109	D:\Programmi\Sap2000_v10\Sections8.pro	
W14X132	W14X132	D:\Programmi\Sap2000_v10\Sections8.pro	
W14X159	W14X159	D:\Programmi\Sap2000_v10\Sections8.pro	
W14X211	W14X211	D:\Programmi\Sap2000_v10\Sections8.pro	
W14X22	W14X22	D:\Programmi\Sap2000_v10\Sections8.pro	
W14X257	W14X257	D:\Programmi\Sap2000_v10\Sections8.pro	
W14X311	W14X311	D:\Programmi\Sap2000_v10\Sections8.pro	
W14X370	W14X370	D:\Programmi\Sap2000_v10\Sections8.pro	
W14X426	W14X426	D:\Programmi\Sap2000_v10\Sections8.pro	
W14X90	W14X90	D:\Programmi\Sap2000_v10\Sections8.pro	
W16X26	W16X26	D:\Programmi\Sap2000_v10\Sections8.pro	
W16X31	W16X31	D:\Programmi\Sap2000_v10\Sections8.pro	
W18X119	W18X119	D:\Programmi\Sap2000_v10\Sections8.pro	
W18X35	W18X35	D:\Programmi\Sap2000_v10\Sections8.pro	
W18X40	W18X40	D:\Programmi\Sap2000_v10\Sections8.pro	
W18X55	W18X55	D:\Programmi\Sap2000_v10\Sections8.pro	
W18X65	W18X65	D:\Programmi\Sap2000_v10\Sections8.pro	
W18X76	W18X76	D:\Programmi\Sap2000_v10\Sections8.pro	
W18X97	W18X97	D:\Programmi\Sap2000_v10\Sections8.pro	
W21X44	W21X44	D:\Programmi\Sap2000_v10\Sections8.pro	
W21X50	W21X50	D:\Programmi\Sap2000_v10\Sections8.pro	
W24X103	W24X103	D:\Programmi\Sap2000_v10\Sections8.pro	
W24X117	W24X117	D:\Programmi\Sap2000_v10\Sections8.pro	
W24X131	W24X131	D:\Programmi\Sap2000_v10\Sections8.pro	
W24X146	W24X146	D:\Programmi\Sap2000_v10\Sections8.pro	
W24X162	W24X162	D:\Programmi\Sap2000_v10\Sections8.pro	
W24X176	W24X176	D:\Programmi\Sap2000_v10\Sections8.pro	
W24X207	W24X207	D:\Programmi\Sap2000_v10\Sections8.pro	
W24X250	W24X250	D:\Programmi\Sap2000_v10\Sections8.pro	
W24X335	W24X335	D:\Programmi\Sap2000_v10\Sections8.pro	
W24X55	W24X55	D:\Programmi\Sap2000_v10\Sections8.pro	
W24X62	W24X62	D:\Programmi\Sap2000_v10\Sections8.pro	
W24X68	W24X68	D:\Programmi\Sap2000_v10\Sections8.pro	
W24X76	W24X76	D:\Programmi\Sap2000_v10\Sections8.pro	
W27X84	W27X84	D:\Programmi\Sap2000_v10\Sections8.pro	
W27X94	W27X94	D:\Programmi\Sap2000_v10\Sections8.pro	
W30X108	W30X108	D:\Programmi\Sap2000_v10\Sections8.pro	
W30X116	W30X116	D:\Programmi\Sap2000_v10\Sections8.pro	
W30X148	W30X148	D:\Programmi\Sap2000_v10\Sections8.pro	
W30X173	W30X173	D:\Programmi\Sap2000_v10\Sections8.pro	
W30X191	W30X191	D:\Programmi\Sap2000_v10\Sections8.pro	
W30X99	W30X99	D:\Programmi\Sap2000_v10\Sections8.pro	
W33X118	W33X118	D:\Programmi\Sap2000_v10\Sections8.pro	
W33X130	W33X130	D:\Programmi\Sap2000_v10\Sections8.pro	
W36X135	W36X135	D:\Programmi\Sap2000_v10\Sections8.pro	
W36X150	W36X150	D:\Programmi\Sap2000_v10\Sections8.pro	
W36X194	W36X194	D:\Programmi\Sap2000_v10\Sections8.pro	
W36X210	W36X210	D:\Programmi\Sap2000_v10\Sections8.pro	
W36X230	W36X230	D:\Programmi\Sap2000_v10\Sections8.pro	
W36X260	W36X260	D:\Programmi\Sap2000_v10\Sections8.pro	
W36X300	W36X300	D:\Programmi\Sap2000_v10\Sections8.pro	
W8X10	W8X10	D:\Programmi\Sap2000_v10\Sections8.pro	
W8X24	W8X24	D:\Programmi\Sap2000_v10\Sections8.pro	
W8X31	W8X31	D:\Programmi\Sap2000_v10\Sections8.pro	
W8X40	W8X40	D:\Programmi\Sap2000_v10\Sections8.pro	



Autorità Portuale di Taranto
 Interventi per il dragaggio di 2,3 M m³ di sedimenti in area Molo Polisettoriale e per la realizzazione di un primo lotto della cassa di colmata funzionale all'ampliamento del V Sporgente del Porto di Taranto

Allegati alla relazione di calcolo strutturale allineamento "BC"

Data 05/2016
 Rev. B
 c.d.c.: C296A
 514B



W8X58 D:\Programmi\Sap2000_v10\Sections8.pro
 W8X67 D:\Programmi\Sap2000_v10\Sections8.pro

Table: Frame Section Properties 01 - General, Part 7 of 7

SectionName	Notes
ALETTA	
PUNTONI	
W10X112	
W10X12	
W10X49	
W10X68	
W10X88	
W12X136	
W12X14	
W12X16	
W12X19	
W12X190	
W12X65	
W12X96	
W14X109	
W14X132	
W14X159	
W14X211	
W14X22	
W14X257	
W14X311	
W14X370	
W14X426	
W14X90	
W16X26	
W16X31	
W18X119	
W18X35	
W18X40	
W18X55	
W18X65	
W18X76	
W18X97	
W21X44	
W21X50	
W24X103	
W24X117	
W24X131	
W24X146	
W24X162	
W24X176	
W24X207	
W24X250	
W24X335	
W24X55	
W24X62	
W24X68	
W24X76	
W27X84	
W27X94	
W30X108	
W30X116	
W30X148	
W30X173	
W30X191	
W30X99	
W33X118	
W33X130	
W36X135	
W36X150	
W36X194	
W36X210	
W36X230	
W36X260	
W36X300	
W8X10	
W8X24	
W8X31	
W8X40	
W8X58	
W8X67	



Autorità Portuale di Taranto
 Interventi per il dragaggio di 2,3 M m³ di sedimenti in area Molo Polisettoriale e per la realizzazione di un primo lotto della cassa di colmata funzionale all'ampliamento del V Sporgente del Porto di Taranto

Allegati alla relazione di calcolo strutturale allineamento "BC"

Data 05/2016
 Rev. B
 c.d.c.: C296A
 514B

Table: Function - Power Spectral Density - User

Name	Frequency Cyc/sec	Value
UNIFPSD	0.0000E+00	1.000000
UNIFPSD	1.0000E+00	1.000000

Table: Function - Response Spectrum - User

Name	Period Sec	Accel	FuncDamp
UNIFRS	0.000000	1.000000	0.050000
UNIFRS	1.000000	1.000000	

Table: Function - Steady State - User

Name	Frequency Cyc/sec	Value
UNIFSS	0.0000E+00	1.000000
UNIFSS	1.0000E+00	1.000000

Table: Function - Time History - User

Name	Time Sec	Value
RAMPTH	0.0000	0.000000
RAMPTH	1.0000	1.000000
RAMPTH	4.0000	1.000000
UNIFTH	0.0000	1.000000
UNIFTH	1.0000	1.000000

Table: Grid Lines, Part 1 of 2

CoordSys	AxisDir	GridID	XXYZCoord m	LineType	LineColor	Visible	BubbleLoc
GLOBAL	X		0.00000	Primary	Gray8Dark	Yes	End
GLOBAL	X		0.66537	Primary	Gray8Dark	Yes	End
GLOBAL	Y		0.00000	Primary	Gray8Dark	Yes	End
GLOBAL	Z		-0.25833	Primary	Gray8Dark	Yes	End
GLOBAL	Z		0.00000	Primary	Gray8Dark	Yes	End

Table: Grid Lines, Part 2 of 2

CoordSys	AllVisible	BubbleSize m
GLOBAL	Yes	2.438400
GLOBAL		
GLOBAL		
GLOBAL		

Table: Groups 1 - Definitions, Part 1 of 3

GroupName	Selection	SectionCut	Steel	Concrete	Aluminum	ColdFormed	Stage
ALL	Yes	Yes	Yes	Yes	Yes	Yes	Yes
DXFIN	Yes	Yes	Yes	Yes	Yes	Yes	Yes
GROUP1	Yes	Yes	Yes	Yes	Yes	Yes	Yes

Table: Groups 1 - Definitions, Part 2 of 3

GroupName	Bridge	AutoSeismic	AutoWind	SelDesSteel	SelDesAlum	SelDesCold	MassWeight
ALL	Yes	No	No	No	No	No	Yes
DXFIN	Yes	No	No	No	No	No	Yes



Autorità Portuale di Taranto
Interventi per il dragaggio di 2,3 M m³ di sedimenti in area Molo Polisettoriale e per la realizzazione di un primo lotto della cassa di colmanta funzionale all'ampliamento del V Sporgente del Porto di Taranto

Allegati alla relazione di calcolo strutturale allineamento "BC"

Data 05/2016
Rev. B
c.d.c.: C296A
514B



GROUP1 Yes No No No No No Yes

Table: Groups 1 - Definitions, Part 3 of 3

GroupName	Color
ALL	Red
DXFIN	Black
GROUP1	Cyan

Table: Groups 2 - Assignments

GroupName	ObjectType	ObjectLabel
DXFIN	Frame	2
DXFIN	Frame	4
DXFIN	Frame	5
DXFIN	Frame	6
GROUP1	Frame	4
GROUP1	Frame	5
GROUP1	Frame	6

Table: Groups 3 - Masses and Weights

GroupName	SelfMass KN-s2/m	SelfWeight KN	TotalMassX KN-s2/m	TotalMassY KN-s2/m	TotalMassZ KN-s2/m
ALL	0.17	1.739	0.17	0.17	0.17
DXFIN	0.17	1.739	0.17	0.17	0.17
GROUP1	8.617E-02	0.862	8.617E-02	8.617E-02	8.617E-02

Table: Joint Coordinates, Part 1 of 2

Joint	CoordSys	CoordType	XorR m	Y m	Z m	SpecialJt	GlobalX m
1	GLOBAL	Cartesian	0.46140	0.00000	0.00000	No	0.46140
2	GLOBAL	Cartesian	0.00400	0.00000	0.00000	No	0.00400
3	GLOBAL	Cartesian	0.08650	0.00000	0.00000	No	0.08650
4	GLOBAL	Cartesian	0.69320	0.00000	-0.34540	No	0.69320
5	GLOBAL	Cartesian	0.30084	0.00000	0.00000	No	0.30084

Table: Joint Coordinates, Part 2 of 2

Joint	GlobalY m	GlobalZ m	GUID
1	0.00000	0.00000	
2	0.00000	0.00000	
3	0.00000	0.00000	
4	0.00000	-0.34540	
5	0.00000	0.00000	

Table: Joint Pattern Definitions

Pattern

DEFAULT

Table: Joint Restraint Assignments

Joint	U1	U2	U3	R1	R2	R3
1	Yes	Yes	Yes	Yes	Yes	Yes
4	Yes	Yes	Yes	Yes	Yes	Yes

Table: Lane Centerline Points

Lane	Point	CoordSys	X	Y	Z	GlobalX	GlobalY	GlobalZ
------	-------	----------	---	---	---	---------	---------	---------



Autorità Portuale di Taranto
Interventi per il dragaggio di 2,3 M m³ di sedimenti in area Molo Polisettoriale e per la realizzazione di un primo lotto della cassa di colmata funzionale all'ampliamento del V Sporgente del Porto di Taranto

Allegati alla relazione di calcolo strutturale allineamento "BC"

Data 05/2016
Rev. B
c.d.c.: C296A
514B

			m	m	m	m	m	m
LANE1	1	GLOBAL	0.00500	0.00000	0.00000	0.00500	0.00000	0.00000
LANE1	2	GLOBAL	0.08550	0.00000	0.00000	0.08550	0.00000	0.00000
LANE1	3	GLOBAL	0.08750	0.00000	0.00000	0.08750	0.00000	0.00000
LANE1	4	GLOBAL	0.29984	0.00000	0.00000	0.29984	0.00000	0.00000
LANE1	5	GLOBAL	0.30184	0.00000	0.00000	0.30184	0.00000	0.00000
LANE1	6	GLOBAL	0.46040	0.00000	0.00000	0.46040	0.00000	0.00000

Table: Lane Definition Data, Part 1 of 2

Lane	LaneFrom	Frame	Width m	Offset m	LoadGroup	DiscAlong m	DiscAcross m	DiscSpan
LANE1	Frame	4	0.00000	0.00000	Default	3.04800	3.04800	Yes
LANE1	Frame	6	0.00000	0.00000	Default			
LANE1	Frame	5	0.00000	0.00000	Default			

Table: Lane Definition Data, Part 2 of 2

Lane	DiscSpanFac	DiscLane	DiscLaneFac	LeftType	RightType	Color
LANE1	4.000000	Yes	10.000000	Interior	Interior	Green
LANE1						
LANE1						

Table: Link Property Definitions 01 - General, Part 1 of 3

Link	LinkType	Mass KN-s2/m	Weight KN	RotInert1 KN-m-s2	RotInert2 KN-m-s2	RotInert3 KN-m-s2	DefLength m
LIN1	Linear	0.00	0.000	0.0000	0.0000	0.0000	1.000000

Table: Link Property Definitions 01 - General, Part 2 of 3

Link	DefArea m2	PDM2I	PDM2J	PDM3I	PDM3J	Color
LIN1	1.000000	0.000000	0.000000	0.000000	0.000000	Red

Table: Link Property Definitions 01 - General, Part 3 of 3

Link	GUID	Notes
LIN1		

Table: Link Property Definitions 02 - Linear

Link	DOF	Fixed	TransKE KN/m	TransCE KN-s/m
LIN1	U1	No	1.00	0.00

Table: Load Case Definitions, Part 1 of 2

Case	Type	InitialCond	ModalCase	BaseCase	DesTypeOpt	DesignType	AutoType
DEAD	LinStatic	Zero			Prog Det	DEAD	None
MODAL	LinModal	Zero			Prog Det	OTHER	None
ACASE1	LinMoving	Zero			Prog Det	BRIDGE LIVE	None
FORZA	LinStatic	Zero			Prog Det	OTHER	None

Table: Load Case Definitions, Part 2 of 2

Case	RunCase	CaseStatus	GUID	Notes
DEAD	No	Not Run		
MODAL	No	Not Run		
ACASE1	Yes	Finished		



Autorità Portuale di Taranto
Interventi per il dragaggio di 2,3 M³ di sedimenti in area Molo Polisettoriale e per la realizzazione di un primo lotto della cassa di colmata funzionale all'ampliamento del V Sporgente del Porto di Taranto

Allegati alla relazione di calcolo strutturale allineamento "BC"

Data 05/2016
Rev. B
c.d.c.: C296A
514B

FORZA No Not Run

Table: Load Pattern Definitions

LoadPat	DesignType	SelfWtMult	AutoLoad	GUID	Notes
DEAD	DEAD	1.000000			

Table: Masses 1 - Mass Source

MassFrom
Elements

Table: Material List 1 - By Object Type

ObjectType	Material	TotalWeight KN	NumPieces
Frame	STEEL	1.739	4

Table: Material List 2 - By Section Property

Section	ObjectType	NumPieces	TotalLength m	TotalWeight KN
ALETTA	Frame	3	0.45740	0.862
PUNSTONE	Frame	1	0.69813	0.877

Table: Material Properties 01 - General, Part 1 of 2

Material	Type	SymType	TempDepend	Color	GUID
A416Gr270	Tendon	Uniaxial	No	Yellow	
ALUM	Aluminum	Isotropic	No	Green	
CLDFRM	ColdFormed	Isotropic	No	Cyan	
CONC	Concrete	Isotropic	No	Blue	
OTHER	Other	Isotropic	No	Magenta	
REBAR	Rebar	Uniaxial	No	Red	
STEEL	Steel	Isotropic	No	Gray8Dark	

Table: Material Properties 01 - General, Part 2 of 2

Material	Notes
A416Gr270	ASTM A416 Grade 270 added 10.09.2015 09:46:59
ALUM	Aluminum Alloy 6061 T6 added 10.09.2015 09:46:59
CLDFRM	ASTM A653 SQ Grade 50 added 10.09.2015 09:46:59
CONC	Normalweight f'c = 4 ksi added 10.09.2015 09:46:59
OTHER	Material added 10.09.2015 09:46:59
REBAR	ASTM A615 Grade 60 added 10.09.2015 09:46:59
STEEL	ASTM A36 added 10.09.2015 09:46:59

Table: Material Properties 02 - Basic Mechanical Properties

Material	UnitWeight KN/m3	UnitMass KN-s2/m4	E1 KN/m2	G12 KN/m2	U12	A1 1/C
A416Gr270	7.6973E+01	7.8490E+00	196500599.9			1.1700E-05
ALUM	2.6602E+01	2.7145E+00	69637054.68	26179343.87	0.330000	2.3580E-05
CLDFRM	7.6973E+01	7.8490E+00	203395357.7	78228983.75	0.300000	1.1700E-05
CONC	2.3563E+01	2.4028E+00	24821128.40	10342136.83	0.200000	9.9000E-06
OTHER	2.3562E+01	2.4007E+00	24821128.40	10342136.83	0.200000	9.9000E-06
REBAR	7.6973E+01	7.8490E+00	199947978.8			1.1700E-05
STEEL	7.8500E+01	7.8500E+00	210000000.0	80769230.77	0.300000	1.2000E-05

Table: Material Properties 03a - Steel Data

Material	Fy	Fu	EffFy	EffFu	SSCurveOpt	SSHysType
----------	----	----	-------	-------	------------	-----------



Autorità Portuale di Taranto
Interventi per il dragaggio di 2,3 M³ di sedimenti in area Molo Polisettoriale e per la realizzazione di un primo lotto della cassa di colmata funzionale all'ampliamento del V Sporgente del Porto di Taranto

Allegati alla relazione di calcolo strutturale allineamento "BC"

Data 05/2016
Rev. B
c.d.c.: C296A
514B



	KN/m2	KN/m2	KN/m2	KN/m2		
STEEL	248211.28	399896.00	372316.92	439885.60	User Defined	Kinematic

Table: Material Properties 03b - Concrete Data

Material	Fc KN/m2	ItWtConc	SSCurveOpt	SSHysType	FAngle Degrees	DAngle Degrees
CONC	27579.03	No	User Defined	Takeda	0.000	0.000

Table: Material Properties 03c - Aluminum Data

Material	AlumType	Alloy	Fcy KN/m2	Fty KN/m2	Ftu KN/m2	Fsu KN/m2	SSHysType
ALUM	Wrought	6061-T6	241316.53	241316.53	262000.80	165474.19	Kinematic

Table: Material Properties 03d - Cold Formed Data

Material	Fy KN/m2	Fu KN/m2	SSHysType
CLDFRM	248211.28	399895.96	Kinematic

Table: Material Properties 03e - Rebar Data

Material	Fy KN/m2	Fu KN/m2	EffFy KN/m2	EffFu KN/m2	SSCurveOpt	SSHysType
REBAR	413685.47	620528.21	455054.02	682581.03	User Defined	Kinematic

Table: Material Properties 03f - Tendon Data

Material	Fy KN/m2	Fu KN/m2	SSCurveOpt	SSHysType	FinalSlope
A416Gr270	1689905.16	1861584.63	270 ksi	Kinematic	-0.100000

Table: Material Properties 03g - Other Data

Material	SSHysType	FAngle Degrees	DAngle Degrees
OTHER	Elastic	0.000	0.000

Table: Material Properties 04 - User Stress-Strain Curves

Material	Point	Strain	Stress KN/m2	PointID
ALUM	1	-0.050000	0.00	-E
ALUM	2	-0.035000	-120658.26	-D
ALUM	3	-0.020000	-241316.53	-C
ALUM	4	-0.003465	-241316.53	-B
ALUM	5	0.000000	0.00	A
ALUM	6	0.003465	241316.53	B
ALUM	7	0.020000	241316.53	E
ALUM	8	0.050000	262000.80	C
ALUM	9	0.080000	262000.80	D
ALUM	10	0.100000	241316.53	E
ALUM	11	0.105000	0.00	
CLDFRM	1	-0.050000	0.00	-E
CLDFRM	2	-0.035000	-124105.64	-D
CLDFRM	3	-0.020000	-248211.28	-C
CLDFRM	4	-0.001220	-248211.28	-B
CLDFRM	5	0.000000	0.00	A
CLDFRM	6	0.001220	248211.28	B
CLDFRM	7	0.020000	248211.28	E
CLDFRM	8	0.050000	399895.96	C
CLDFRM	9	0.080000	399895.96	D
CLDFRM	10	0.100000	248211.28	E
CLDFRM	11	0.105000	0.00	
CONC	1	-0.024444	0.00	



Autorità Portuale di Taranto
Interventi per il dragaggio di 2,3 M m³ di sedimenti in area Molo Polisettoriale e per la realizzazione di un primo lotto della cassa di colmata funzionale all'ampliamento del V Sporgente del Porto di Taranto

Allegati alla relazione di calcolo strutturale allineamento "BC"

Data 05/2016
Rev. B
c.d.c.: C296A
514B



CONC	2	-0.022222	-5515.81	-E
CONC	3	-0.017778	-5515.81	-D
CONC	4	-0.002222	-27579.03	-C
CONC	5	-0.002000	-27303.24	
CONC	6	-0.001778	-26475.87	-B
CONC	7	-0.001333	-23166.39	
CONC	8	-0.000889	-17650.58	
CONC	9	-0.000444	-9928.45	
CONC	10	0.000000	0.00	A
CONC	11	0.000105	2616.38	
CONC	12	0.000106	0.00	
OTHER	1	-4.029E-08	-1.00	
OTHER	2	0.000000	0.00	A
OTHER	3	4.029E-08	1.00	
REBAR	1	-0.105000	0.00	
REBAR	2	-0.100000	-413685.47	-E
REBAR	3	-0.080000	-620528.21	-D
REBAR	4	-0.050000	-620528.21	-C
REBAR	5	-0.010000	-413685.47	
REBAR	6	-0.002069	-413685.47	-B
REBAR	7	0.000000	0.00	A
REBAR	8	0.002069	413685.47	B
REBAR	9	0.010000	413685.47	
REBAR	10	0.050000	620528.21	C
REBAR	11	0.080000	620528.21	D
REBAR	12	0.100000	413685.47	E
REBAR	13	0.105000	0.00	
STEEL	1	-0.050000	0.00	-E
STEEL	2	-0.035000	-124105.64	-D
STEEL	3	-0.020000	-248211.28	-C
STEEL	4	-0.001241	-248211.28	-B
STEEL	5	0.000000	0.00	A
STEEL	6	0.001241	248211.28	B
STEEL	7	0.020000	248211.28	
STEEL	8	0.050000	399895.96	C
STEEL	9	0.080000	399895.96	D
STEEL	10	0.100000	248211.28	E
STEEL	11	0.105000	0.00	

Table: Material Properties 06 - Damping Parameters

Material	ModalRatio	VisMass 1/Sec	VisStiff Sec	HysMass 1/Sec2	HysStiff
A416Gr270	0.0000	0.0000	0.0000	0.0000	0.000000
ALUM	0.0000	0.0000	0.0000	0.0000	0.000000
CLDFRM	0.0000	0.0000	0.0000	0.0000	0.000000
CONC	0.0000	0.0000	0.0000	0.0000	0.000000
OTHER	0.0000	0.0000	0.0000	0.0000	0.000000
REBAR	0.0000	0.0000	0.0000	0.0000	0.000000
STEEL	0.0000	0.0000	0.0000	0.0000	0.000000

Table: Options - Colors - Display, Part 1 of 4

DeviceType	Points	LinesFrame	LinesFrmExt	LinesCable	LinesTendon	SpringLinks	Restraints
Screen	Yellow	Yellow	Yellow	Green	Green	Green	Green
Printer	Gray8Dark	Black	Gray4	Black	Black	Gray8Dark	Gray8Dark
Color Printer	Yellow	Blue	White	Green	Green	Green	Green

Table: Options - Colors - Display, Part 2 of 4

Releases	Axes	Text	ShadowLines	GuideLines	Highlight	Selection	AreaFillBot	AreaFillTop
Green	Cyan	Green	Gray8Dark	Gray8Dark	Red	White	Red	16744703
Gray4	Black	Black	Gray4	Gray4	Black	Black	Gray4	Gray8Dark
Green	Cyan	Green	Gray8Dark	Gray8Dark	Red	10504778	Red	16744703

Table: Options - Colors - Display, Part 3 of 4

AreaFillSd	AreaEdge	SolidF1	SolidF2	SolidF3	SolidF4	SolidF5	SolidF6	SolidEdge
Red	DarkRed	Red	Blue	Green	Yellow	White	Cyan	DarkRed
Gray4	Black	Gray1Light	Gray2	Gray3	Gray4	Gray5	Gray6	Black



Autorità Portuale di Taranto
Interventi per il dragaggio di 2,3 M³ di sedimenti in area Molo Polisettoriale e per la realizzazione di un primo lotto della cassa di colmata funzionale all'ampliamento del V Sporgente del Porto di Taranto

Allegati alla relazione di calcolo strutturale allineamento "BC"

Data 05/2016
Rev. B
c.d.c.: C296A
514B

16634568 DarkRed Red Blue Green Yellow White Cyan DarkRed

Table: Options - Colors - Display, Part 4 of 4

Floor	Background	BGLowLeft	BGLowRight	BGUpRight	Darkness
Gray4	Black	Black	Black	Black	0.500000
Gray4	White	White	White	White	0.500000
10461087	White	White	14671839	White	0.500000

Table: Options - Colors - Output, Part 1 of 4

DeviceType	Contour1	Contour2	Contour3	Contour4	Contour5	Contour6	Contour7
Screen	13107400	6553828	Red	16639	Orange	43775	54527
Printer	Black	3158064	4210752	5263440	6316128	7368816	Gray8Dark
Color Printer	13107400	6553828	Red	16639	Orange	43775	54527

Table: Options - Colors - Output, Part 2 of 4

Contour8	Contour9	Contour10	Contour11	Contour12	Contour13	Contour14	Contour15	Transpare
Yellow	65408	Green	8453888	Cyan	16755200	16733440	Blue	0.500000
Gray7	Gray6	Gray5	Gray4	Gray3	Gray2	Gray1Light	White	0.000000
Yellow	65408	Green	8453888	Cyan	16755200	16733440	Blue	0.500000

Table: Options - Colors - Output, Part 3 of 4

Ratio1	Ratio2	Ratio3	Ratio4	Ratio5	RatioNotD	RatioNotC	RatioVal1	RatioVal2
Cyan	Green	Yellow	Orange	Red	Gray4	Red	0.500000	0.700000
Gray2	Gray4	Gray8Dark	4210752	Black	Gray4	Black	0.500000	0.700000
Cyan	Green	Yellow	Orange	Red	Gray4	Red	0.500000	0.700000

Table: Options - Colors - Output, Part 4 of 4

RatioVal3	RatioVal4	DFillPos	DFillNeg	DFillRPos	DFillRNeg
0.900000	1.000000	Yellow	Red	Blue	Cyan
0.900000	1.000000	Gray8Dark	Gray8Dark	4210752	4210752
0.900000	1.000000	Red	Red	Blue	Blue

Table: Overwrites - Steel Design - AISC-LRFD93, Part 1 of 6

Frame	DesignSect	FrameType	Fy KN/m2	RLLF	AreaRatio	XLMajor
2	Program Determined	Program Determined	0.00	0.000000	0.000000	0.000000
4	Program Determined	Program Determined	0.00	0.000000	0.000000	0.000000
5	Program Determined	Program Determined	0.00	0.000000	0.000000	0.000000
6	Program Determined	Program Determined	0.00	0.000000	0.000000	0.000000

Table: Overwrites - Steel Design - AISC-LRFD93, Part 2 of 6

Frame	XLMinor	XKMajor	XKMinor	CmMajor	CmMinor	Cb	BlMajor
2	0.000000	0.000000	0.000000	0.000000	0.000000	0.000000	0.000000
4	0.000000	0.000000	0.000000	0.000000	0.000000	0.000000	0.000000
5	0.000000	0.000000	0.000000	0.000000	0.000000	0.000000	0.000000
6	0.000000	0.000000	0.000000	0.000000	0.000000	0.000000	0.000000

Table: Overwrites - Steel Design - AISC-LRFD93, Part 3 of 6

Frame	BlMinor	B2Major	B2Minor	PhiPnc KN	PhiPnt KN	PhiMn3 KN-m	PhiMn2 KN-m
2	0.000000	0.000000	0.000000	0.000	0.000	0.0000	0.0000



Autorità Portuale di Taranto
Interventi per il dragaggio di 2,3 M³ di sedimenti in area Molo Polisettoriale e per la realizzazione di un primo lotto della cassa di colmata funzionale all'ampliamento del V Sporgente del Porto di Taranto

Allegati alla relazione di calcolo strutturale allineamento "BC"

Data 05/2016
Rev. B
c.d.c.: C296A
514B

4	0.000000	0.000000	0.000000	0.000	0.000	0.0000	0.0000
5	0.000000	0.000000	0.000000	0.000	0.000	0.0000	0.0000
6	0.000000	0.000000	0.000000	0.000	0.000	0.0000	0.0000

Table: Overwrites - Steel Design - AISC-LRFD93, Part 4 of 6

Frame	PhiVn2 KN	PhiVn3 KN	CheckDefl	DeflType	DLRat	SDLAndLLRat	LLRat
2	0.000	0.000	Program Determined	Program Determined	0.000000	0.000000	0.000000
4	0.000	0.000	Program Determined	Program Determined	0.000000	0.000000	0.000000
5	0.000	0.000	Program Determined	Program Determined	0.000000	0.000000	0.000000
6	0.000	0.000	Program Determined	Program Determined	0.000000	0.000000	0.000000

Table: Overwrites - Steel Design - AISC-LRFD93, Part 5 of 6

Frame	TotalRat	NetRat	DLAbs m	SDLAndLLAbs m	LLAbs m	TotalAbs m	NetAbs m
2	0.000000	0.000000	0.000000	0.000000	0.000000	0.000000	0.000000
4	0.000000	0.000000	0.000000	0.000000	0.000000	0.000000	0.000000
5	0.000000	0.000000	0.000000	0.000000	0.000000	0.000000	0.000000
6	0.000000	0.000000	0.000000	0.000000	0.000000	0.000000	0.000000

Table: Overwrites - Steel Design - AISC-LRFD93, Part 6 of 6

Frame	SpecCamber m
2	0.000000
4	0.000000
5	0.000000
6	0.000000

Table: Preferences - Aluminum Design - AA-ASD 2000

THDesign	FrameType	SRatioLimit	MaxIter	LatFact	UseLatFact	Bridge
Envelopes	Moment Frame	1.000000	1	1.333333	No	No

Table: Preferences - Cold Formed Design - AISI-ASD96, Part 1 of 2

THDesign	FrameType	SRatioLimit	MaxIter	OmegaBS	OmegaBUS	OmegaBLTB	OmegaVS	OmegaVNS
Envelopes	Braced Frame	1.000000	1	1.670000	1.670000	1.670000	1.670000	1.500000

Table: Preferences - Cold Formed Design - AISI-ASD96, Part 2 of 2

OmegaT	OmegaC
1.670000	1.800000

Table: Preferences - Concrete Design - ACI 318-05/IBC2003, Part 1 of 2

THDesign	NumCurves	NumPoints	MinEccen	PatLLF	UFLimit	SeisCat	PhiT	PhiCTied
Envelopes	24	11	No	0.750000	0.950000	D	0.900000	0.650000

Table: Preferences - Concrete Design - ACI 318-05/IBC2003, Part 2 of 2

PhiCSpiral	PhiV	PhiVSeismic	PhiVJoint
0.700000	0.750000	0.600000	0.850000

Table: Preferences - Dimensional, Part 1 of 2

MergeTol	FineGrid	Nudge	SelectTol	SnapTol	SLineThick	PLineThick	MaxFont	MinFont
----------	----------	-------	-----------	---------	------------	------------	---------	---------



Autorità Portuale di Taranto
Interventi per il dragaggio di 2,3 M m³ di sedimenti in area Molo Polisettoriale e per la realizzazione di un primo lotto della cassa di colmata funzionale all'ampliamento del V Sporgente del Porto di Taranto

Allegati alla relazione di calcolo strutturale allineamento "BC"

Data 05/2016
Rev. B
c.d.c.: C296A
514B



m	m	m						
0.001000	0.250000	0.250000	3	12	1	4	8	3

Table: Preferences - Dimensional, Part 2 of 2

AutoZoom	ShrinkFact	TextFileLen
10	70	240

Table: Preferences - Steel Design - AISC-LRFD93, Part 1 of 2

THDesign	FrameType	PatLLF	SRatioLimit	MaxIter	PhiB	PhiC	PhiT	PhiV
Envelopes	Moment Frame	0.750000	0.950000	1	0.900000	0.850000	0.900000	0.900000

Table: Preferences - Steel Design - AISC-LRFD93, Part 2 of 2

PhiCA	CheckDefl	DLRat	SDLAndLLRat	LLRat	TotalRat	NetRat
0.900000	Yes	120.000000	120.000000	360.000000	240.000000	240.000000

Table: Project Information

Item	Data
Company Name	
Client Name	
Project Name	
Project Number	
Model Name	
Model Description	
Revision Number	
Frame Type	
Engineer	
Checker	
Supervisor	
Issue Code	
Design Code	

Table: Rebar Sizes

RebarID	Area m2	Diameter m
#2	0.000032	0.006350
#3	0.000071	0.009525
#4	0.000129	0.012700
#5	0.000200	0.015875
#6	0.000284	0.019050
#7	0.000387	0.022225
#8	0.000510	0.025400
#9	0.000645	0.028651
#10	0.000819	0.032258
#11	0.001006	0.035814
#14	0.001452	0.043002
#18	0.002581	0.057328
10M	0.000100	0.011300
15M	0.000200	0.016000
20M	0.000300	0.019500
25M	0.000500	0.025200
30M	0.000700	0.029900
35M	0.001000	0.035700
45M	0.001500	0.043700
55M	0.002500	0.056400
6d	0.000028	0.006000
8d	0.000050	0.008000
10d	0.000079	0.010000
12d	0.000113	0.012000
14d	0.000154	0.014000
16d	0.000201	0.016000
20d	0.000314	0.020000



Autorità Portuale di Taranto
 Interventi per il dragaggio di 2,3 M m³ di sedimenti in area Molo Polisettoriale e per la realizzazione di un primo lotto della cassa di colmata funzionale all'ampliamento del V Sporgente del Porto di Taranto

Allegati alla relazione di calcolo strutturale allineamento "BC"

Data 05/2016
 Rev. B
 c.d.c.: C296A
 514B



25d	0.000491	0.025000
26d	0.000531	0.026000
28d	0.000616	0.028000

Table: Solid Property Definitions, Part 1 of 2

SolidProp	Material	MatAngleA Degrees	MatAngleB Degrees	MatAngleC Degrees	InComp	Color
SOLID1	CONC	0.000	0.000	0.000	Yes	Magenta

Table: Solid Property Definitions, Part 2 of 2

SolidProp	GUID	Notes	TotalWt KN	TotalMass KN-s2/m
SOLID1			0.000	0.00

Table: Tendon Section Definitions, Part 1 of 4

TendonSect	ModelOpt	PreType	Material	Specify	Diameter m	Area m2	TorsConst m4	I m4
TEN1	Loads Post Tension		A416Gr270	Area	0.028661	0.000645	6.625E-08	3.312E-08

Table: Tendon Section Definitions, Part 2 of 4

TendonSect	AS m2	Color	TotalWt KN	TotalMass KN-s2/m	AMod	A2Mod	A3Mod	JMod
TEN1	0.000581	Yellow	0.000	0.00	1.000000	1.000000	1.000000	1.000000

Table: Tendon Section Definitions, Part 3 of 4

TendonSect	I2Mod	I3Mod	MMod	WMod	GUID
TEN1	1.000000	1.000000	1.000000	1.000000	

Table: Tendon Section Definitions, Part 4 of 4

TendonSect	Notes
TEN1	

Table: Vehicles 2 - General Vehicles 1 - General, Part 1 of 3

VehName	SupportMom	IntSupport	OtherResp	AxleMom KN	AxleMType	AxleMWidth m	AxleMDbl
GEN1	Yes	Yes	Yes	0.000	One Point		No

Table: Vehicles 2 - General Vehicles 1 - General, Part 2 of 3

VehName	AxleOther KN	AxleOType	AxleOWidth m	LEffAxle	LEffUnif ForStraddle	StraddleFac
GEN1	0.000	One Point		None	None	No

Table: Vehicles 2 - General Vehicles 1 - General, Part 3 of 3

VehName	NumInter	MinExtDist m	MinIntDist m	StayInLane
GEN1	3	0.30480	0.60960	No

Table: Vehicles 3 - General Vehicles 2 - Loads, Part 1 of 2

VehName	LoadType	UnifLoad KN/m	UnifType	UnifWidth m	AxleLoad KN	AxleType	AxleWidth m	MinDist m
---------	----------	------------------	----------	----------------	----------------	----------	----------------	--------------



Autorità Portuale di Taranto
Interventi per il dragaggio di 2,3 M m³ di sedimenti in area Molo Polisettoriale e per la realizzazione di un primo lotto della cassa di colmanta funzionale all'ampliamento del V Sporgente del Porto di Taranto

Allegati alla relazione di calcolo strutturale allineamento "BC"

Data 05/2016
Rev. B
c.d.c.: C296A
514B



GEN1 Leading Load	0.00	Zero Width	0.000	One Point	
GEN1 Fixed Length	0.00	Zero Width	267.000	One Point	0.100000
GEN1 Trailing Load	0.00	Zero Width			

Table: Vehicles 3 - General Vehicles 2 - Loads, Part 2 of 2

VehName	MaxDist m
GEN1	
GEN1	
GEN1	

Table: Vehicles 4 - Vehicle Classes

VehClass	VehName	ScaleFactor
VECL1	GEN1	1.000000



Autorità Portuale di Taranto
 Interventi per il dragaggio di 2,3 M m³ di sedimenti in area Molo Polisettoriale e per la realizzazione di un primo lotto della cassa di colmanta funzionale all'ampliamento del V Sporgente del Porto di Taranto

Allegati alla relazione di calcolo strutturale allineamento "BC"

Data 05/2016
 Rev. B
 c.d.c.: C296A
 514B